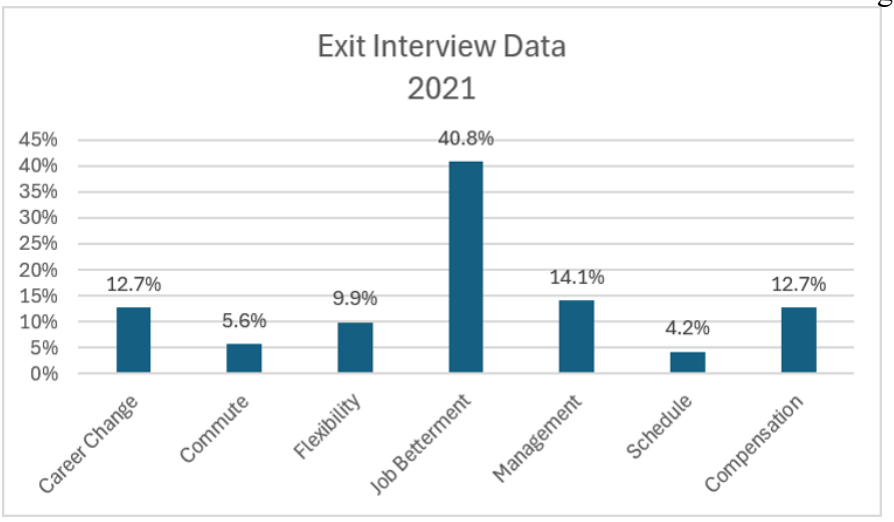
Exit Interview Data
2021
45%
40%
35%
30%
25%
20%
15%
10%
5%
0%
12.7%
5.6%
9.9%
40.8%
14.1%
4.2%
12.7%
Career Change
Commute
Flexibility
Job Betterment
Management
Schedule
Compensation

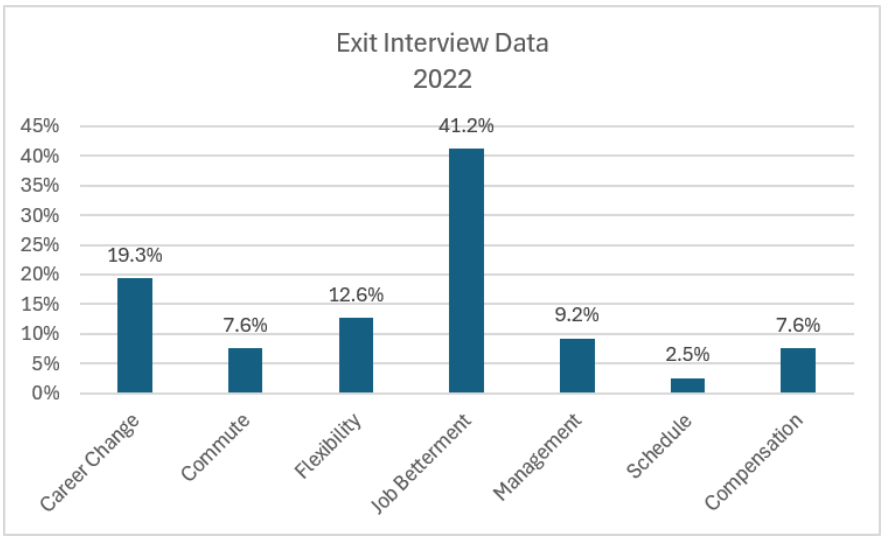
Exit Interview Data
2022
45%
40%
35%
30%
25%
20%
15%
10%
5%
0%
19.3%
7.6%
12.6%
41.2%
9.2%
2.5%
7.6%
Career Change
Commute
Flexibility
Job Betterment
Management
Schedule
Compensation

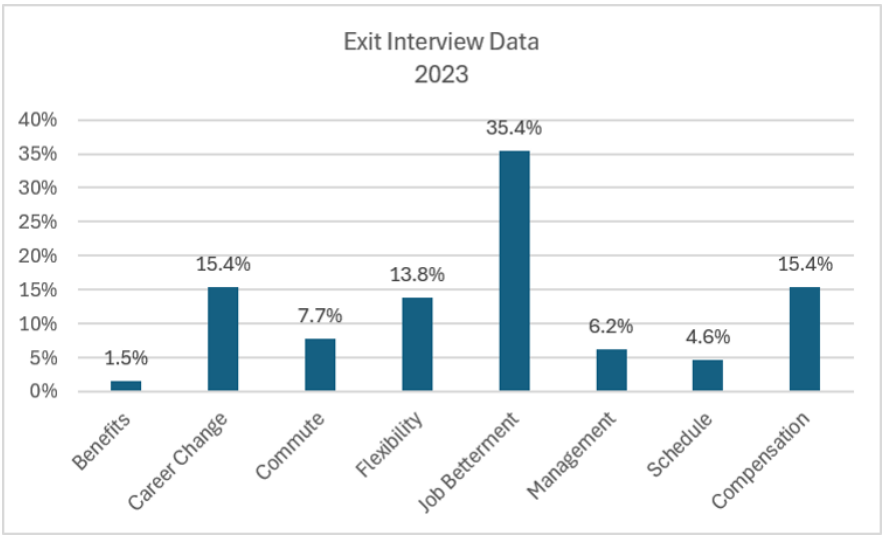
Exit Interview Data
2023
40%
35%
30%
25%
20%
15%
10%
5%
0%
1.5%
15.4%
7.7%
13.8%
35.4%
6.2%
4.6%
15.4%
Benefits
Career Change
Commute
Flexibility
Job Betterment
Management
Schedule
Compensation

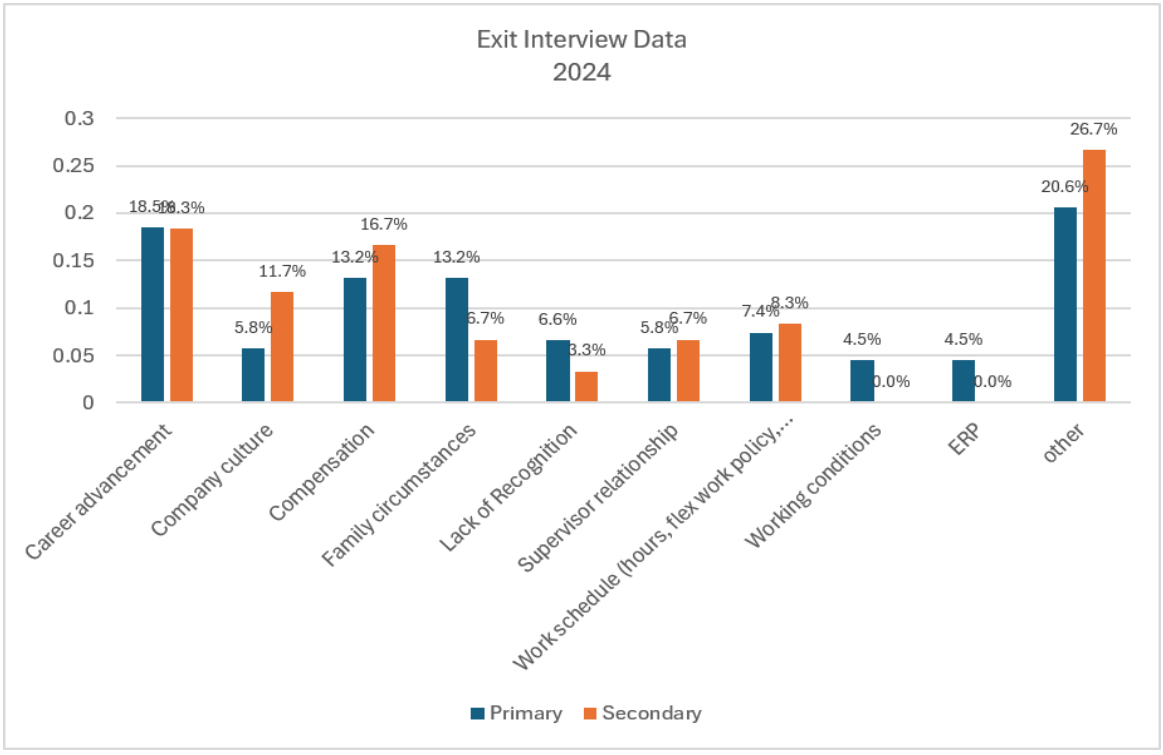
Exit Interview Data
2024
0.3
0.25
0.2
0.15
0.1
0.05
0
18.5%
18.3%
5.8%
11.7%
13.2%
16.7%
13.2%
6.7%
6.6%
3.3%
5.8%
6.7%
7.4%
8.3%
4.5%
0.0%
4.5%
0.0%
20.6%
26.7%
Career advancement
Company culture
Compensation
Family circumstances
Lack of Recognition
Supervisor relationship
Work schedule (hours, flex work policy,...
Working conditions
ERP
other
Primary
Secondary

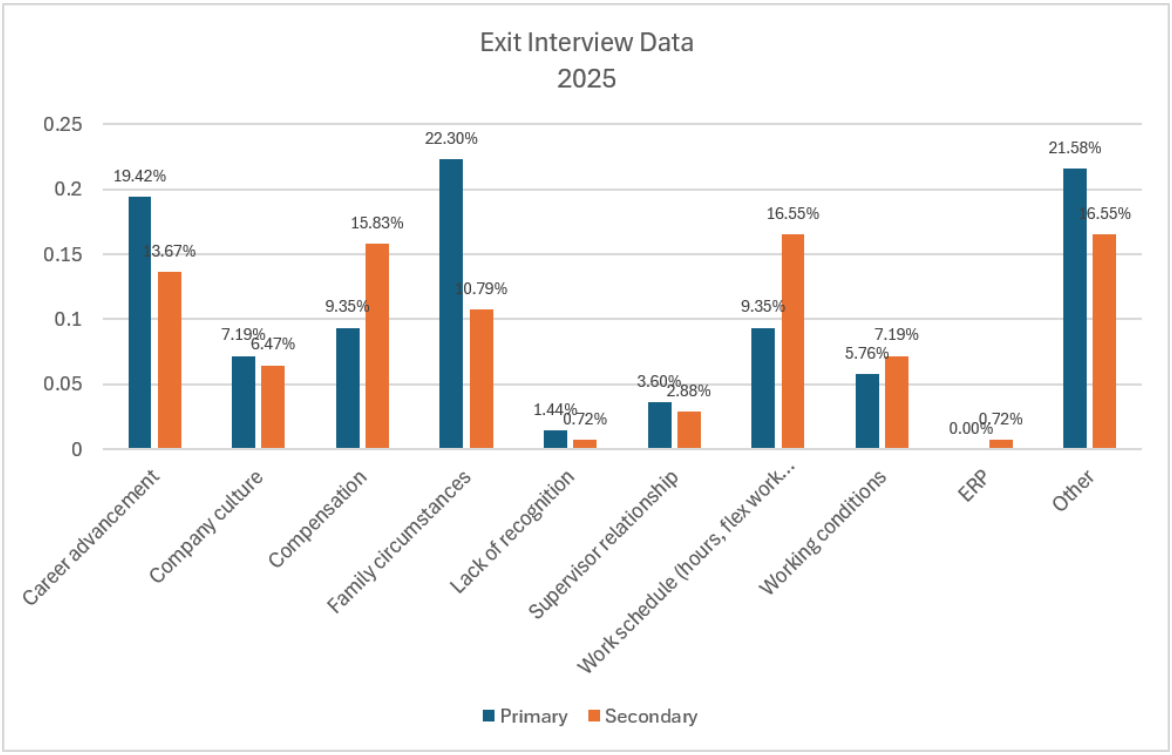
Exit Interview Data
2025
0.25
0.2
0.15
0.1
0.05
0
19.42%
13.67%
7.19%
6.47%
9.35%
15.83%
22.30%
10.79%
1.44%
0.72%
3.60%
2.88%
9.35%
16.55%
5.76%
7.19%
0.00%
0.72%
21.58%
16.55%
Career advancement
Company culture
Compensation
Family circumstances
Lack of recognition
Supervisor relationship
Work schedule (hours, flex work...
Working conditions
ERP
Other
Primary
Secondary