THE CONNECTICUT LIGHT AND POWER COMPANY
ACCOUNT 360.20 LAND RIGHTS
ORIGINAL AND SMOOTH SURVIVOR CURVES

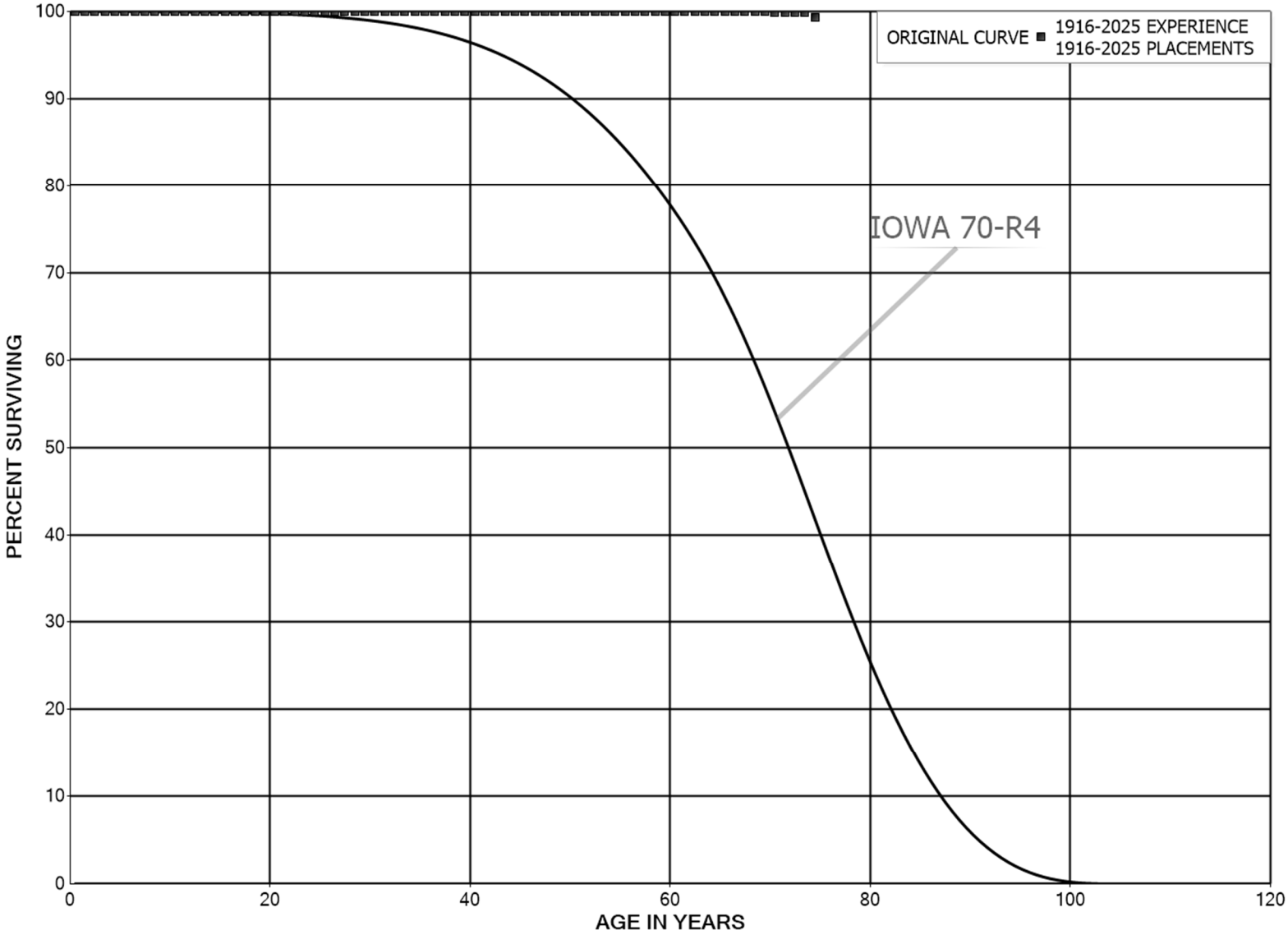

THE CONNECTICUT LIGHT AND POWER COMPANY

ACCOUNT 360.20 LAND RIGHTS

ORIGINAL LIFE TABLE

PLACEMENT BAND 1916-2025 EXPERIENCE BAND 1916-2025

AGE AT BEGIN OF INTERVAL	EXPOSURES AT BEGINNING OF AGE INTERVAL	RETIREMENTS DURING AGE INTERVAL	RETMT RATIO	SURV RATIO	PCT SURV BEGIN OF INTERVAL
0.0	5,348,664		0.0000	1.0000	100.00
0.5	5,336,011		0.0000	1.0000	100.00
1.5	5,336,011		0.0000	1.0000	100.00
2.5	5,336,011		0.0000	1.0000	100.00
3.5	5,254,859		0.0000	1.0000	100.00
4.5	5,254,859		0.0000	1.0000	100.00
5.5	5,254,859		0.0000	1.0000	100.00
6.5	5,255,095		0.0000	1.0000	100.00
7.5	5,255,095		0.0000	1.0000	100.00
8.5	5,291,390		0.0000	1.0000	100.00
9.5	5,299,396		0.0000	1.0000	100.00
10.5	5,212,414		0.0000	1.0000	100.00
11.5	4,921,316		0.0000	1.0000	100.00
12.5	4,008,682		0.0000	1.0000	100.00
13.5	3,801,939		0.0000	1.0000	100.00
14.5	3,802,745		0.0000	1.0000	100.00
15.5	3,790,518		0.0000	1.0000	100.00
16.5	3,790,518		0.0000	1.0000	100.00
17.5	3,765,518		0.0000	1.0000	100.00
18.5	3,765,518		0.0000	1.0000	100.00
19.5	3,765,234		0.0000	1.0000	100.00
20.5	3,765,234		0.0000	1.0000	100.00
21.5	3,765,234		0.0000	1.0000	100.00
22.5	3,765,234		0.0000	1.0000	100.00
23.5	3,765,234		0.0000	1.0000	100.00
24.5	3,764,775		0.0000	1.0000	100.00
25.5	3,764,775		0.0000	1.0000	100.00
26.5	3,719,775		0.0000	1.0000	100.00
27.5	3,719,775	144	0.0000	1.0000	100.00
28.5	3,654,612		0.0000	1.0000	100.00
29.5	3,604,980		0.0000	1.0000	100.00
30.5	3,604,980		0.0000	1.0000	100.00
31.5	3,585,293		0.0000	1.0000	100.00
32.5	3,585,293		0.0000	1.0000	100.00
33.5	3,585,293		0.0000	1.0000	100.00
34.5	3,585,293		0.0000	1.0000	100.00
35.5	3,548,868		0.0000	1.0000	100.00
36.5	3,548,868		0.0000	1.0000	100.00
37.5	3,548,812		0.0000	1.0000	100.00
38.5	3,548,812		0.0000	1.0000	100.00

THE CONNECTICUT LIGHT AND POWER COMPANY

ACCOUNT 360.20 LAND RIGHTS

ORIGINAL LIFE TABLE, CONT.

PLACEMENT BAND 1916-2025 EXPERIENCE BAND 1916-2025

AGE AT BEGIN OF INTERVAL	EXPOSURES AT BEGINNING OF AGE INTERVAL	RETIREMENTS DURING AGE INTERVAL	RETMT RATIO	SURV RATIO	PCT SURV BEGIN OF INTERVAL
39.5	3,548,812		0.0000	1.0000	100.00
40.5	3,548,812	21	0.0000	1.0000	100.00
41.5	3,547,345		0.0000	1.0000	100.00
42.5	3,543,784	2	0.0000	1.0000	100.00
43.5	3,521,561		0.0000	1.0000	100.00
44.5	3,517,956	1,133	0.0003	0.9997	100.00
45.5	3,514,360	974	0.0003	0.9997	99.96
46.5	3,492,449		0.0000	1.0000	99.94
47.5	3,391,217	10	0.0000	1.0000	99.94
48.5	3,386,688		0.0000	1.0000	99.94
49.5	2,266,132	794	0.0004	0.9996	99.94
50.5	2,261,966		0.0000	1.0000	99.90
51.5	2,108,234		0.0000	1.0000	99.90
52.5	2,105,824		0.0000	1.0000	99.90
53.5	2,051,877		0.0000	1.0000	99.90
54.5	1,949,725	8	0.0000	1.0000	99.90
55.5	1,891,049		0.0000	1.0000	99.90
56.5	1,834,969		0.0000	1.0000	99.90
57.5	1,830,196		0.0000	1.0000	99.90
58.5	1,801,947		0.0000	1.0000	99.90
59.5	1,779,716		0.0000	1.0000	99.90
60.5	1,746,206		0.0000	1.0000	99.90
61.5	1,685,610		0.0000	1.0000	99.90
62.5	1,531,064		0.0000	1.0000	99.90
63.5	1,481,020		0.0000	1.0000	99.90
64.5	1,369,225		0.0000	1.0000	99.90
65.5	1,269,346		0.0000	1.0000	99.90
66.5	1,199,551		0.0000	1.0000	99.90
67.5	947,722		0.0000	1.0000	99.90
68.5	919,407		0.0000	1.0000	99.90
69.5	879,813	1,016	0.0012	0.9988	99.90
70.5	811,071		0.0000	1.0000	99.78
71.5	742,759		0.0000	1.0000	99.78
72.5	708,728		0.0000	1.0000	99.78
73.5	700,019	3,874	0.0055	0.9945	99.78
74.5	4,397		0.0000	1.0000	99.23
75.5	3,627		0.0000	1.0000	99.23
76.5	3,294		0.0000	1.0000	99.23
77.5	3,294		0.0000	1.0000	99.23
78.5	3,294		0.0000	1.0000	99.23

THE CONNECTICUT LIGHT AND POWER COMPANY

ACCOUNT 360.20 LAND RIGHTS

ORIGINAL LIFE TABLE, CONT.

PLACEMENT BAND 1916-2025 EXPERIENCE BAND 1916-2025

AGE AT BEGIN OF INTERVAL	EXPOSURES AT BEGINNING OF AGE INTERVAL	RETIREMENTS DURING AGE INTERVAL	RETMT RATIO	SURV RATIO	PCT SURV BEGIN OF INTERVAL
79.5	3,294		0.0000	1.0000	99.23
80.5	3,294		0.0000	1.0000	99.23
81.5	3,294		0.0000	1.0000	99.23
82.5	3,294		0.0000	1.0000	99.23
83.5	3,294		0.0000	1.0000	99.23
84.5	3,294		0.0000	1.0000	99.23
85.5	3,294		0.0000	1.0000	99.23
86.5	3,294		0.0000	1.0000	99.23
87.5	3,294		0.0000	1.0000	99.23
88.5	3,048		0.0000	1.0000	99.23
89.5	3,048		0.0000	1.0000	99.23
90.5	3,048		0.0000	1.0000	99.23
91.5	3,048		0.0000	1.0000	99.23
92.5	3,048		0.0000	1.0000	99.23
93.5	3,048		0.0000	1.0000	99.23
94.5	3,048		0.0000	1.0000	99.23
95.5	3,048		0.0000	1.0000	99.23
96.5	3,048		0.0000	1.0000	99.23
97.5	3,048		0.0000	1.0000	99.23
98.5	3,048		0.0000	1.0000	99.23
99.5	1,919		0.0000	1.0000	99.23
100.5	1,919		0.0000	1.0000	99.23
101.5	1,919		0.0000	1.0000	99.23
102.5	1,919		0.0000	1.0000	99.23
103.5	1,919		0.0000	1.0000	99.23
104.5	1,919		0.0000	1.0000	99.23
105.5	1,919		0.0000	1.0000	99.23
106.5	1,919		0.0000	1.0000	99.23
107.5	1,919		0.0000	1.0000	99.23
108.5	1,919		0.0000	1.0000	99.23
109.5					99.23

THE CONNECTICUT LIGHT AND POWER COMPANY
ACCOUNT 361.00 STRUCTURES AND IMPROVEMENTS
ORIGINAL AND SMOOTH SURVIVOR CURVES

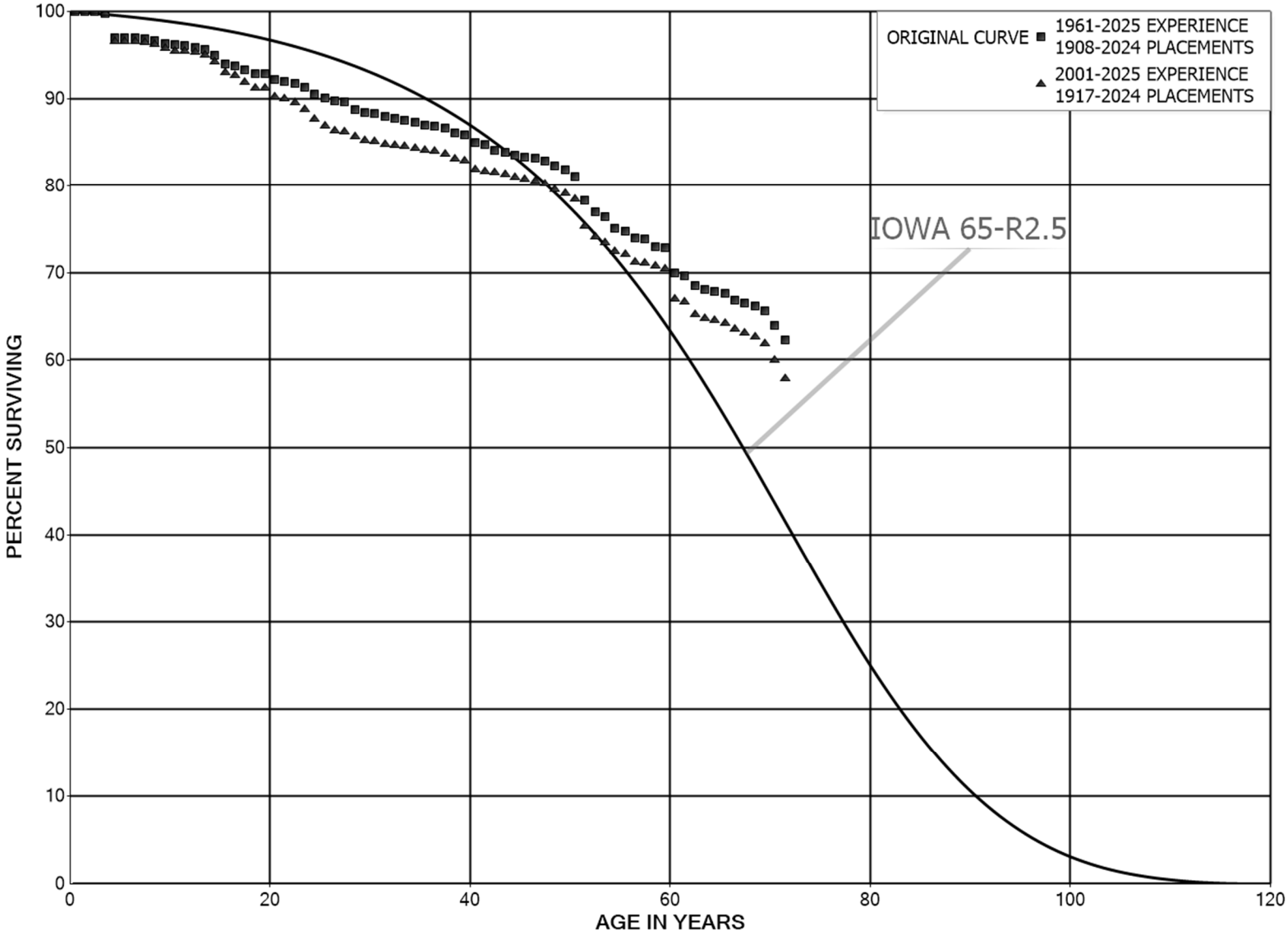

THE CONNECTICUT LIGHT AND POWER COMPANY

ACCOUNT 361.00 STRUCTURES AND IMPROVEMENTS

ORIGINAL LIFE TABLE

PLACEMENT BAND 1908-2024 EXPERIENCE BAND 1961-2025

AGE AT BEGIN OF INTERVAL	EXPOSURES AT BEGINNING OF AGE INTERVAL	RETIREMENTS DURING AGE INTERVAL	RETMT RATIO	SURV RATIO	PCT SURV BEGIN OF INTERVAL
0.0	96,197,469	146	0.0000	1.0000	100.00
0.5	96,466,072	2,939	0.0000	1.0000	100.00
1.5	90,320,787	2,534	0.0000	1.0000	100.00
2.5	82,663,604	180,878	0.0022	0.9978	99.99
3.5	78,063,512	2,195,764	0.0281	0.9719	99.78
4.5	71,972,127	29,278	0.0004	0.9996	96.97
5.5	61,008,949	4,768	0.0001	0.9999	96.93
6.5	57,037,456	33,040	0.0006	0.9994	96.92
7.5	56,115,318	128,824	0.0023	0.9977	96.87
8.5	34,206,249	114,057	0.0033	0.9967	96.64
9.5	26,753,513	46,188	0.0017	0.9983	96.32
10.5	26,519,836	11,421	0.0004	0.9996	96.15
11.5	26,088,885	82,166	0.0031	0.9969	96.11
12.5	24,828,030	58,218	0.0023	0.9977	95.81
13.5	23,771,363	164,808	0.0069	0.9931	95.59
14.5	21,691,294	220,286	0.0102	0.9898	94.92
15.5	19,180,419	44,605	0.0023	0.9977	93.96
16.5	14,816,734	80,127	0.0054	0.9946	93.74
17.5	14,327,024	53,717	0.0037	0.9963	93.23
18.5	14,142,538	6,328	0.0004	0.9996	92.88
19.5	13,040,351	92,390	0.0071	0.9929	92.84
20.5	12,589,995	27,710	0.0022	0.9978	92.18
21.5	12,558,191	36,446	0.0029	0.9971	91.98
22.5	12,677,022	61,839	0.0049	0.9951	91.71
23.5	12,678,197	98,700	0.0078	0.9922	91.27
24.5	12,660,761	66,027	0.0052	0.9948	90.56
25.5	12,618,892	52,766	0.0042	0.9958	90.08
26.5	12,590,359	20,525	0.0016	0.9984	89.71
27.5	12,507,510	109,532	0.0088	0.9912	89.56
28.5	12,813,317	56,678	0.0044	0.9956	88.78
29.5	12,830,408	8,517	0.0007	0.9993	88.38
30.5	13,850,229	68,355	0.0049	0.9951	88.33
31.5	13,602,213	18,725	0.0014	0.9986	87.89
32.5	13,809,435	37,324	0.0027	0.9973	87.77
33.5	13,805,712	42,534	0.0031	0.9969	87.53
34.5	13,751,620	43,050	0.0031	0.9969	87.26
35.5	10,751,711	16,061	0.0015	0.9985	86.99
36.5	10,569,490	35,829	0.0034	0.9966	86.86
37.5	10,226,284	59,062	0.0058	0.9942	86.56
38.5	10,024,303	24,772	0.0025	0.9975	86.06

THE CONNECTICUT LIGHT AND POWER COMPANY

ACCOUNT 361.00 STRUCTURES AND IMPROVEMENTS

ORIGINAL LIFE TABLE, CONT.

PLACEMENT BAND 1908-2024 EXPERIENCE BAND 1961-2025

AGE AT BEGIN OF INTERVAL	EXPOSURES AT BEGINNING OF AGE INTERVAL	RETIREMENTS DURING AGE INTERVAL	RETMT RATIO	SURV RATIO	PCT SURV BEGIN OF INTERVAL
39.5	10,027,305	99,426	0.0099	0.9901	85.85
40.5	9,819,274	31,451	0.0032	0.9968	85.00
41.5	9,707,800	70,053	0.0072	0.9928	84.73
42.5	9,492,014	28,126	0.0030	0.9970	84.12
43.5	9,476,111	36,858	0.0039	0.9961	83.87
44.5	9,134,837	23,422	0.0026	0.9974	83.54
45.5	9,060,652	18,715	0.0021	0.9979	83.33
46.5	9,164,677	35,928	0.0039	0.9961	83.16
47.5	8,996,314	58,966	0.0066	0.9934	82.83
48.5	7,735,440	40,008	0.0052	0.9948	82.29
49.5	7,271,431	73,040	0.0100	0.9900	81.86
50.5	7,423,806	253,850	0.0342	0.9658	81.04
51.5	5,759,022	93,251	0.0162	0.9838	78.27
52.5	5,273,252	41,036	0.0078	0.9922	77.00
53.5	4,564,783	82,725	0.0181	0.9819	76.40
54.5	4,419,896	19,640	0.0044	0.9956	75.02
55.5	3,896,923	39,083	0.0100	0.9900	74.68
56.5	3,603,703	2,597	0.0007	0.9993	73.93
57.5	3,395,139	40,543	0.0119	0.9881	73.88
58.5	3,311,355	8,947	0.0027	0.9973	73.00
59.5	3,160,556	124,239	0.0393	0.9607	72.80
60.5	2,802,944	12,432	0.0044	0.9956	69.94
61.5	2,696,103	42,864	0.0159	0.9841	69.63
62.5	2,423,763	17,269	0.0071	0.9929	68.52
63.5	2,373,627	8,134	0.0034	0.9966	68.03
64.5	2,308,683	7,754	0.0034	0.9966	67.80
65.5	2,255,221	22,897	0.0102	0.9898	67.57
66.5	2,026,263	10,933	0.0054	0.9946	66.89
67.5	1,747,781	8,029	0.0046	0.9954	66.53
68.5	1,676,641	15,763	0.0094	0.9906	66.22
69.5	1,510,261	37,841	0.0251	0.9749	65.60
70.5	1,432,108	38,224	0.0267	0.9733	63.95
71.5	825,212	2,036	0.0025	0.9975	62.25
72.5	798,282	10,047	0.0126	0.9874	62.09
73.5	794,406	6,924	0.0087	0.9913	61.31
74.5	779,260	17,520	0.0225	0.9775	60.78
75.5	760,920	4,847	0.0064	0.9936	59.41
76.5	769,671	373	0.0005	0.9995	59.03
77.5	763,975	482	0.0006	0.9994	59.00
78.5	716,402	19,091	0.0266	0.9734	58.97

THE CONNECTICUT LIGHT AND POWER COMPANY

ACCOUNT 361.00 STRUCTURES AND IMPROVEMENTS

ORIGINAL LIFE TABLE, CONT.

PLACEMENT BAND 1908-2024 EXPERIENCE BAND 1961-2025

AGE AT BEGIN OF INTERVAL	EXPOSURES AT BEGINNING OF AGE INTERVAL	RETIREMENTS DURING AGE INTERVAL	RETMT RATIO	SURV RATIO	PCT SURV BEGIN OF INTERVAL
79.5	697,311	18,248	0.0262	0.9738	57.40
80.5	720,277	875	0.0012	0.9988	55.89
81.5	719,402	665	0.0009	0.9991	55.83
82.5	718,009		0.0000	1.0000	55.77
83.5	752,752	1,706	0.0023	0.9977	55.77
84.5	748,729	149,078	0.1991	0.8009	55.65
85.5	469,727	1,031	0.0022	0.9978	44.57
86.5	431,115	153	0.0004	0.9996	44.47
87.5	307,754	429	0.0014	0.9986	44.45
88.5	307,325	397	0.0013	0.9987	44.39
89.5	306,928	3,319	0.0108	0.9892	44.34
90.5	303,610	3,468	0.0114	0.9886	43.86
91.5	295,422		0.0000	1.0000	43.35
92.5	294,107		0.0000	1.0000	43.35
93.5	292,766	1,799	0.0061	0.9939	43.35
94.5	200,310		0.0000	1.0000	43.09
95.5	200,310		0.0000	1.0000	43.09
96.5	200,310	18,457	0.0921	0.9079	43.09
97.5	181,484		0.0000	1.0000	39.12
98.5	125,429		0.0000	1.0000	39.12
99.5	125,429	43,949	0.3504	0.6496	39.12
100.5	81,480		0.0000	1.0000	25.41
101.5	40,266		0.0000	1.0000	25.41
102.5	40,266		0.0000	1.0000	25.41
103.5	40,266	933	0.0232	0.9768	25.41
104.5	8,841		0.0000	1.0000	24.82
105.5	8,841		0.0000	1.0000	24.82
106.5	8,841		0.0000	1.0000	24.82
107.5	8,841		0.0000	1.0000	24.82
108.5					24.82

THE CONNECTICUT LIGHT AND POWER COMPANY

ACCOUNT 361.00 STRUCTURES AND IMPROVEMENTS

ORIGINAL LIFE TABLE

PLACEMENT BAND 1917-2024 EXPERIENCE BAND 2001-2025

AGE AT BEGIN OF INTERVAL	EXPOSURES AT BEGINNING OF AGE INTERVAL	RETIREMENTS DURING AGE INTERVAL	RETMT RATIO	SURV RATIO	PCT SURV BEGIN OF INTERVAL
0.0	85,818,766		0.0000	1.0000	100.00
0.5	86,146,440	2,936	0.0000	1.0000	100.00
1.5	79,895,946	1,576	0.0000	1.0000	100.00
2.5	72,080,281	180,418	0.0025	0.9975	99.99
3.5	67,444,869	2,193,995	0.0325	0.9675	99.74
4.5	61,390,054	26,841	0.0004	0.9996	96.50
5.5	50,401,533	2,056	0.0000	1.0000	96.46
6.5	46,573,388	32,040	0.0007	0.9993	96.45
7.5	45,817,002	125,218	0.0027	0.9973	96.39
8.5	23,902,455	112,603	0.0047	0.9953	96.12
9.5	16,463,630	45,567	0.0028	0.9972	95.67
10.5	19,364,777	10,640	0.0005	0.9995	95.41
11.5	18,937,772	11,937	0.0006	0.9994	95.35
12.5	17,851,590	53,773	0.0030	0.9970	95.29
13.5	16,872,212	141,932	0.0084	0.9916	95.01
14.5	14,900,352	203,285	0.0136	0.9864	94.21
15.5	12,570,701	35,302	0.0028	0.9972	92.92
16.5	8,295,089	78,029	0.0094	0.9906	92.66
17.5	7,893,083	50,661	0.0064	0.9936	91.79
18.5	7,735,434		0.0000	1.0000	91.20
19.5	6,646,660	78,537	0.0118	0.9882	91.20
20.5	6,247,607	9,396	0.0015	0.9985	90.12
21.5	6,303,411	35,320	0.0056	0.9944	89.99
22.5	6,242,885	54,775	0.0088	0.9912	89.48
23.5	7,230,177	90,994	0.0126	0.9874	88.70
24.5	7,231,711	58,997	0.0082	0.9918	87.58
25.5	7,491,721	45,494	0.0061	0.9939	86.87
26.5	8,432,769	13,957	0.0017	0.9983	86.34
27.5	8,718,541	62,258	0.0071	0.9929	86.20
28.5	9,609,537	49,082	0.0051	0.9949	85.58
29.5	9,621,168	3,624	0.0004	0.9996	85.14
30.5	11,149,062	56,510	0.0051	0.9949	85.11
31.5	11,103,212	6,244	0.0006	0.9994	84.68
32.5	11,403,710	17,227	0.0015	0.9985	84.63
33.5	11,411,339	36,093	0.0032	0.9968	84.51
34.5	11,456,610	27,220	0.0024	0.9976	84.24
35.5	8,557,533	13,666	0.0016	0.9984	84.04
36.5	8,398,455	29,414	0.0035	0.9965	83.90
37.5	8,358,617	56,237	0.0067	0.9933	83.61
38.5	8,201,490	22,235	0.0027	0.9973	83.05

THE CONNECTICUT LIGHT AND POWER COMPANY

ACCOUNT 361.00 STRUCTURES AND IMPROVEMENTS

ORIGINAL LIFE TABLE, CONT.

PLACEMENT BAND 1917-2024 EXPERIENCE BAND 2001-2025

AGE AT BEGIN OF INTERVAL	EXPOSURES AT BEGINNING OF AGE INTERVAL	RETIREMENTS DURING AGE INTERVAL	RETMT RATIO	SURV RATIO	PCT SURV BEGIN OF INTERVAL
39.5	8,245,569	96,252	0.0117	0.9883	82.82
40.5	8,088,503	25,526	0.0032	0.9968	81.86
41.5	8,147,109	8,237	0.0010	0.9990	81.60
42.5	8,197,520	25,781	0.0031	0.9969	81.51
43.5	8,252,449	36,858	0.0045	0.9955	81.26
44.5	7,968,760	21,975	0.0028	0.9972	80.89
45.5	7,930,996	17,402	0.0022	0.9978	80.67
46.5	8,167,232	35,928	0.0044	0.9956	80.49
47.5	8,034,504	58,427	0.0073	0.9927	80.14
48.5	6,810,094	39,228	0.0058	0.9942	79.56
49.5	6,348,683	59,053	0.0093	0.9907	79.10
50.5	6,517,104	253,850	0.0390	0.9610	78.36
51.5	4,857,300	79,988	0.0165	0.9835	75.31
52.5	4,488,544	39,243	0.0087	0.9913	74.07
53.5	3,836,301	52,631	0.0137	0.9863	73.42
54.5	3,721,508	19,640	0.0053	0.9947	72.42
55.5	3,200,965	38,342	0.0120	0.9880	72.03
56.5	2,908,486	2,597	0.0009	0.9991	71.17
57.5	2,700,241	16,110	0.0060	0.9940	71.11
58.5	2,641,497	8,947	0.0034	0.9966	70.68
59.5	2,493,736	123,847	0.0497	0.9503	70.44
60.5	2,167,964	11,861	0.0055	0.9945	66.95
61.5	2,064,105	42,282	0.0205	0.9795	66.58
62.5	1,997,689	16,305	0.0082	0.9918	65.22
63.5	1,948,617	6,553	0.0034	0.9966	64.68
64.5	1,887,753	7,754	0.0041	0.9959	64.47
65.5	1,834,291	21,239	0.0116	0.9884	64.20
66.5	1,613,861	10,933	0.0068	0.9932	63.46
67.5	1,337,729	8,029	0.0060	0.9940	63.03
68.5	1,267,929	15,763	0.0124	0.9876	62.65
69.5	1,193,283	37,741	0.0316	0.9684	61.87
70.5	1,115,455	38,224	0.0343	0.9657	59.91
71.5	508,559	2,036	0.0040	0.9960	57.86
72.5	630,451	4,965	0.0079	0.9921	57.63
73.5	688,264	6,924	0.0101	0.9899	57.18
74.5	706,418	17,520	0.0248	0.9752	56.60
75.5	752,079	4,847	0.0064	0.9936	55.20
76.5	760,830	373	0.0005	0.9995	54.84
77.5	755,134	482	0.0006	0.9994	54.81
78.5	707,561	19,091	0.0270	0.9730	54.78

THE CONNECTICUT LIGHT AND POWER COMPANY

ACCOUNT 361.00 STRUCTURES AND IMPROVEMENTS

ORIGINAL LIFE TABLE, CONT.

PLACEMENT BAND 1917-2024 EXPERIENCE BAND 2001-2025

AGE AT BEGIN OF INTERVAL	EXPOSURES AT BEGINNING OF AGE INTERVAL	RETIREMENTS DURING AGE INTERVAL	RETMT RATIO	SURV RATIO	PCT SURV BEGIN OF INTERVAL
79.5	688,470	18,248	0.0265	0.9735	53.30
80.5	711,436	875	0.0012	0.9988	51.89
81.5	710,561	665	0.0009	0.9991	51.82
82.5	709,168		0.0000	1.0000	51.78
83.5	752,752	1,706	0.0023	0.9977	51.78
84.5	748,729	149,078	0.1991	0.8009	51.66
85.5	469,727	1,031	0.0022	0.9978	41.37
86.5	431,115	153	0.0004	0.9996	41.28
87.5	307,754	429	0.0014	0.9986	41.27
88.5	307,325	397	0.0013	0.9987	41.21
89.5	306,928	3,319	0.0108	0.9892	41.16
90.5	303,610	3,468	0.0114	0.9886	40.71
91.5	295,422		0.0000	1.0000	40.25
92.5	294,107		0.0000	1.0000	40.25
93.5	292,766	1,799	0.0061	0.9939	40.25
94.5	200,310		0.0000	1.0000	40.00
95.5	200,310		0.0000	1.0000	40.00
96.5	200,310	18,457	0.0921	0.9079	40.00
97.5	181,484		0.0000	1.0000	36.31
98.5	125,429		0.0000	1.0000	36.31
99.5	125,429	43,949	0.3504	0.6496	36.31
100.5	81,480		0.0000	1.0000	23.59
101.5	40,266		0.0000	1.0000	23.59
102.5	40,266		0.0000	1.0000	23.59
103.5	40,266	933	0.0232	0.9768	23.59
104.5	8,841		0.0000	1.0000	23.04
105.5	8,841		0.0000	1.0000	23.04
106.5	8,841		0.0000	1.0000	23.04
107.5	8,841		0.0000	1.0000	23.04
108.5					23.04

THE CONNECTICUT LIGHT AND POWER COMPANY
ACCOUNT 362.00 STATION EQUIPMENT
ORIGINAL AND SMOOTH SURVIVOR CURVES

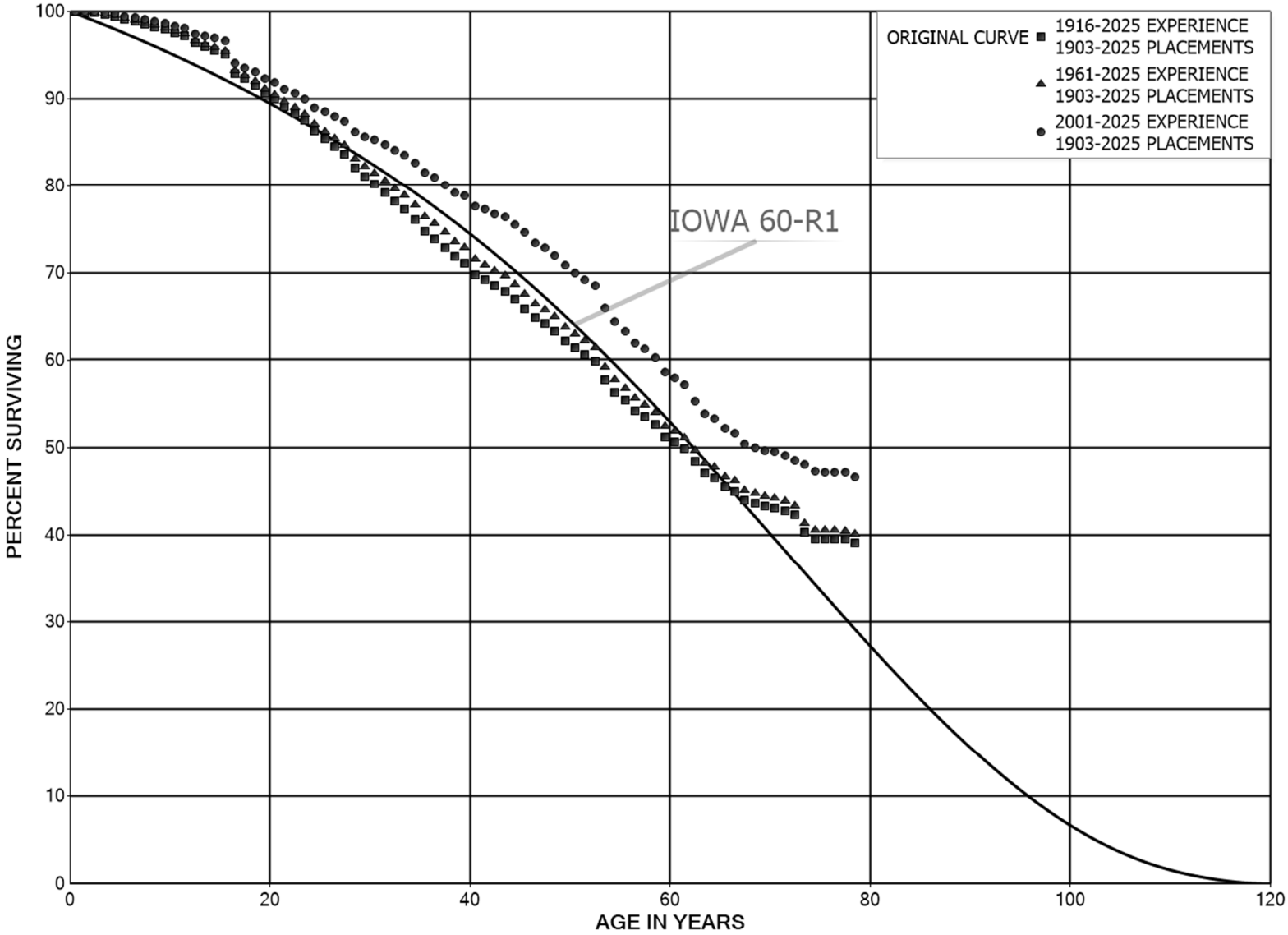

THE CONNECTICUT LIGHT AND POWER COMPANY

ACCOUNT 362.00 STATION EQUIPMENT

ORIGINAL LIFE TABLE

PLACEMENT BAND 1903-2025 EXPERIENCE BAND 1916-2025

AGE AT BEGIN OF INTERVAL	EXPOSURES AT BEGINNING OF AGE INTERVAL	RETIREMENTS DURING AGE INTERVAL	RETMT RATIO	SURV RATIO	PCT SURV BEGIN OF INTERVAL
0.0	1,159,175,244	398,215	0.0003	0.9997	100.00
0.5	1,099,606,151	888,481	0.0008	0.9992	99.97
1.5	1,036,060,528	914,475	0.0009	0.9991	99.88
2.5	956,962,766	1,704,169	0.0018	0.9982	99.80
3.5	911,064,299	1,849,553	0.0020	0.9980	99.62
4.5	872,498,689	3,164,119	0.0036	0.9964	99.42
5.5	818,525,519	1,919,404	0.0023	0.9977	99.06
6.5	783,807,257	2,627,246	0.0034	0.9966	98.82
7.5	723,981,837	2,145,454	0.0030	0.9970	98.49
8.5	682,276,912	2,140,356	0.0031	0.9969	98.20
9.5	647,819,699	2,625,899	0.0041	0.9959	97.89
10.5	627,234,016	2,297,439	0.0037	0.9963	97.50
11.5	587,974,928	4,740,603	0.0081	0.9919	97.14
12.5	548,044,767	2,560,178	0.0047	0.9953	96.36
13.5	503,882,046	1,951,313	0.0039	0.9961	95.91
14.5	463,487,963	2,206,743	0.0048	0.9952	95.53
15.5	415,851,422	9,690,767	0.0233	0.9767	95.08
16.5	357,900,784	2,398,088	0.0067	0.9933	92.86
17.5	325,532,574	2,501,044	0.0077	0.9923	92.24
18.5	303,336,770	2,902,797	0.0096	0.9904	91.53
19.5	274,302,431	2,172,744	0.0079	0.9921	90.66
20.5	240,304,294	2,419,994	0.0101	0.9899	89.94
21.5	218,931,707	1,853,444	0.0085	0.9915	89.03
22.5	208,681,025	1,874,077	0.0090	0.9910	88.28
23.5	196,932,513	2,628,331	0.0133	0.9867	87.49
24.5	184,785,426	2,084,135	0.0113	0.9887	86.32
25.5	177,805,734	1,717,140	0.0097	0.9903	85.35
26.5	175,560,146	1,835,738	0.0105	0.9895	84.52
27.5	172,605,972	3,296,938	0.0191	0.9809	83.64
28.5	166,130,578	1,929,456	0.0116	0.9884	82.04
29.5	160,389,156	1,770,705	0.0110	0.9890	81.09
30.5	153,111,636	1,897,881	0.0124	0.9876	80.19
31.5	144,631,703	1,908,247	0.0132	0.9868	79.20
32.5	139,886,661	1,512,368	0.0108	0.9892	78.15
33.5	135,295,301	2,100,585	0.0155	0.9845	77.31
34.5	130,653,119	2,350,694	0.0180	0.9820	76.11
35.5	113,064,343	1,317,290	0.0117	0.9883	74.74
36.5	108,385,248	1,466,420	0.0135	0.9865	73.87
37.5	101,109,287	1,481,738	0.0147	0.9853	72.87
38.5	97,339,846	1,027,470	0.0106	0.9894	71.80

THE CONNECTICUT LIGHT AND POWER COMPANY

ACCOUNT 362.00 STATION EQUIPMENT

ORIGINAL LIFE TABLE, CONT.

PLACEMENT BAND 1903-2025 EXPERIENCE BAND 1916-2025

AGE AT BEGIN OF INTERVAL	EXPOSURES AT BEGINNING OF AGE INTERVAL	RETIREMENTS DURING AGE INTERVAL	RETMT RATIO	SURV RATIO	PCT SURV BEGIN OF INTERVAL
39.5	96,297,360	1,770,565	0.0184	0.9816	71.04
40.5	94,437,113	775,433	0.0082	0.9918	69.74
41.5	91,322,395	857,033	0.0094	0.9906	69.16
42.5	90,558,431	833,029	0.0092	0.9908	68.51
43.5	91,981,227	1,198,952	0.0130	0.9870	67.88
44.5	89,330,846	1,484,704	0.0166	0.9834	67.00
45.5	87,162,982	1,443,342	0.0166	0.9834	65.89
46.5	85,012,678	844,020	0.0099	0.9901	64.79
47.5	82,929,325	1,057,740	0.0128	0.9872	64.15
48.5	79,025,715	1,395,983	0.0177	0.9823	63.33
49.5	73,476,568	983,522	0.0134	0.9866	62.21
50.5	68,646,588	824,063	0.0120	0.9880	61.38
51.5	57,093,306	735,889	0.0129	0.9871	60.64
52.5	50,768,114	1,811,608	0.0357	0.9643	59.86
53.5	44,333,469	1,065,533	0.0240	0.9760	57.73
54.5	41,628,425	710,322	0.0171	0.9829	56.34
55.5	37,829,422	788,193	0.0208	0.9792	55.38
56.5	33,719,745	431,679	0.0128	0.9872	54.22
57.5	31,552,132	515,761	0.0163	0.9837	53.53
58.5	30,133,538	858,684	0.0285	0.9715	52.66
59.5	27,862,093	317,600	0.0114	0.9886	51.15
60.5	24,860,872	350,644	0.0141	0.9859	50.57
61.5	23,302,164	699,451	0.0300	0.9700	49.86
62.5	21,036,076	567,257	0.0270	0.9730	48.36
63.5	19,538,680	218,544	0.0112	0.9888	47.06
64.5	19,853,464	430,690	0.0217	0.9783	46.53
65.5	19,022,286	216,677	0.0114	0.9886	45.52
66.5	16,137,548	369,282	0.0229	0.9771	45.00
67.5	14,254,599	123,934	0.0087	0.9913	43.97
68.5	12,625,630	92,476	0.0073	0.9927	43.59
69.5	12,091,815	45,982	0.0038	0.9962	43.27
70.5	11,282,759	101,084	0.0090	0.9910	43.11
71.5	7,062,622	75,958	0.0108	0.9892	42.72
72.5	6,331,502	297,263	0.0469	0.9531	42.26
73.5	6,068,140	109,088	0.0180	0.9820	40.28
74.5	5,705,602	5,879	0.0010	0.9990	39.55
75.5	5,240,125	1,143	0.0002	0.9998	39.51
76.5	5,074,622	4,876	0.0010	0.9990	39.50
77.5	5,022,267	53,052	0.0106	0.9894	39.47
78.5	4,970,684	11,481	0.0023	0.9977	39.05

THE CONNECTICUT LIGHT AND POWER COMPANY

ACCOUNT 362.00 STATION EQUIPMENT

ORIGINAL LIFE TABLE, CONT.

PLACEMENT BAND 1903-2025 EXPERIENCE BAND 1916-2025

AGE AT BEGIN OF INTERVAL	EXPOSURES AT BEGINNING OF AGE INTERVAL	RETIREMENTS DURING AGE INTERVAL	RETMT RATIO	SURV RATIO	PCT SURV BEGIN OF INTERVAL
79.5	4,959,158	24,764	0.0050	0.9950	38.96
80.5	4,935,263	2,519	0.0005	0.9995	38.76
81.5	4,877,887	1,923	0.0004	0.9996	38.74
82.5	4,816,047	16,915	0.0035	0.9965	38.73
83.5	4,770,881	16,616	0.0035	0.9965	38.59
84.5	4,744,719	91,801	0.0193	0.9807	38.46
85.5	1,975,108		0.0000	1.0000	37.71
86.5	1,965,646	1,812	0.0009	0.9991	37.71
87.5	319,174	23,227	0.0728	0.9272	37.68
88.5	290,151	3,718	0.0128	0.9872	34.94
89.5	284,265	2,221	0.0078	0.9922	34.49
90.5	275,614	848	0.0031	0.9969	34.22
91.5	262,375	442	0.0017	0.9983	34.12
92.5	248,660	7,830	0.0315	0.9685	34.06
93.5	235,805	10,872	0.0461	0.9539	32.99
94.5	70,249	585	0.0083	0.9917	31.47
95.5	66,426	598	0.0090	0.9910	31.20
96.5	59,897		0.0000	1.0000	30.92
97.5	50,658		0.0000	1.0000	30.92
98.5	32,402	9	0.0003	0.9997	30.92
99.5	22,913		0.0000	1.0000	30.91
100.5	16,076		0.0000	1.0000	30.91
101.5	8,476	5	0.0006	0.9994	30.91
102.5	6,722	2,297	0.3418	0.6582	30.90
103.5	4,424		0.0000	1.0000	20.34
104.5	4,424		0.0000	1.0000	20.34
105.5	4,424		0.0000	1.0000	20.34
106.5	4,314		0.0000	1.0000	20.34
107.5	3,506		0.0000	1.0000	20.34
108.5	3,506		0.0000	1.0000	20.34
109.5	2,948		0.0000	1.0000	20.34
110.5	2,948		0.0000	1.0000	20.34
111.5	2,948		0.0000	1.0000	20.34
112.5	2,948		0.0000	1.0000	20.34
113.5	2,948		0.0000	1.0000	20.34
114.5	2,948		0.0000	1.0000	20.34
115.5	2,948		0.0000	1.0000	20.34
116.5	2,948		0.0000	1.0000	20.34
117.5	2,948		0.0000	1.0000	20.34
118.5	2,948		0.0000	1.0000	20.34

THE CONNECTICUT LIGHT AND POWER COMPANY

ACCOUNT 362.00 STATION EQUIPMENT

ORIGINAL LIFE TABLE, CONT.

PLACEMENT BAND 1903-2025 EXPERIENCE BAND 1916-2025

AGE AT BEGIN OF INTERVAL	EXPOSURES AT BEGINNING OF AGE INTERVAL	RETIREMENTS DURING AGE INTERVAL	RETMT RATIO	SURV RATIO	PCT SURV BEGIN OF INTERVAL
119.5	2,948		0.0000	1.0000	20.34
120.5	2,948		0.0000	1.0000	20.34
121.5	2,948		0.0000	1.0000	20.34
122.5					20.34

THE CONNECTICUT LIGHT AND POWER COMPANY

ACCOUNT 362.00 STATION EQUIPMENT

ORIGINAL LIFE TABLE

PLACEMENT BAND 1903-2025 EXPERIENCE BAND 1961-2025

AGE AT BEGIN OF INTERVAL	EXPOSURES AT BEGINNING OF AGE INTERVAL	RETIREMENTS DURING AGE INTERVAL	RETMT RATIO	SURV RATIO	PCT SURV BEGIN OF INTERVAL
0.0	1,119,443,655	294,426	0.0003	0.9997	100.00
0.5	1,061,076,722	662,698	0.0006	0.9994	99.97
1.5	1,000,101,950	675,517	0.0007	0.9993	99.91
2.5	924,681,328	1,489,306	0.0016	0.9984	99.84
3.5	882,212,374	1,628,964	0.0018	0.9982	99.68
4.5	844,637,804	2,919,547	0.0035	0.9965	99.50
5.5	792,452,735	1,654,721	0.0021	0.9979	99.15
6.5	763,090,511	2,407,392	0.0032	0.9968	98.95
7.5	705,103,665	1,929,467	0.0027	0.9973	98.64
8.5	664,262,052	1,905,687	0.0029	0.9971	98.37
9.5	631,303,603	2,394,918	0.0038	0.9962	98.08
10.5	612,102,263	2,064,134	0.0034	0.9966	97.71
11.5	574,108,672	4,519,992	0.0079	0.9921	97.38
12.5	534,804,490	2,360,178	0.0044	0.9956	96.62
13.5	490,991,708	1,740,442	0.0035	0.9965	96.19
14.5	450,886,976	1,999,200	0.0044	0.9956	95.85
15.5	403,505,832	9,460,875	0.0234	0.9766	95.42
16.5	345,886,238	2,149,160	0.0062	0.9938	93.19
17.5	313,810,262	2,260,808	0.0072	0.9928	92.61
18.5	291,989,975	2,666,912	0.0091	0.9909	91.94
19.5	263,366,113	1,938,235	0.0074	0.9926	91.10
20.5	229,803,028	2,180,515	0.0095	0.9905	90.43
21.5	208,826,037	1,560,470	0.0075	0.9925	89.57
22.5	202,198,870	1,681,392	0.0083	0.9917	88.90
23.5	191,009,620	2,441,251	0.0128	0.9872	88.16
24.5	179,243,345	1,872,340	0.0104	0.9896	87.04
25.5	172,571,441	1,493,305	0.0087	0.9913	86.13
26.5	170,721,840	1,607,088	0.0094	0.9906	85.38
27.5	168,120,413	3,028,509	0.0180	0.9820	84.58
28.5	162,040,269	1,641,847	0.0101	0.9899	83.05
29.5	156,870,469	1,507,280	0.0096	0.9904	82.21
30.5	150,155,361	1,644,990	0.0110	0.9890	81.42
31.5	142,140,013	1,663,542	0.0117	0.9883	80.53
32.5	137,893,938	1,319,677	0.0096	0.9904	79.59
33.5	133,704,516	1,901,310	0.0142	0.9858	78.83
34.5	129,694,235	2,179,486	0.0168	0.9832	77.71
35.5	112,441,001	1,211,614	0.0108	0.9892	76.40
36.5	108,016,230	1,396,116	0.0129	0.9871	75.58
37.5	100,860,710	1,428,838	0.0142	0.9858	74.60
38.5	97,186,364	978,015	0.0101	0.9899	73.54

THE CONNECTICUT LIGHT AND POWER COMPANY

ACCOUNT 362.00 STATION EQUIPMENT

ORIGINAL LIFE TABLE, CONT.

PLACEMENT BAND 1903-2025 EXPERIENCE BAND 1961-2025

AGE AT BEGIN OF INTERVAL	EXPOSURES AT BEGINNING OF AGE INTERVAL	RETIREMENTS DURING AGE INTERVAL	RETMT RATIO	SURV RATIO	PCT SURV BEGIN OF INTERVAL
39.5	96,285,143	1,765,666	0.0183	0.9817	72.80
40.5	94,435,679	775,433	0.0082	0.9918	71.47
41.5	91,321,081	857,033	0.0094	0.9906	70.88
42.5	90,557,925	833,029	0.0092	0.9908	70.22
43.5	91,980,732	1,198,952	0.0130	0.9870	69.57
44.5	89,330,846	1,484,704	0.0166	0.9834	68.66
45.5	87,162,982	1,443,342	0.0166	0.9834	67.52
46.5	85,012,678	844,020	0.0099	0.9901	66.40
47.5	82,929,325	1,057,740	0.0128	0.9872	65.74
48.5	79,025,715	1,395,983	0.0177	0.9823	64.91
49.5	73,476,568	983,522	0.0134	0.9866	63.76
50.5	68,646,588	824,063	0.0120	0.9880	62.91
51.5	57,093,306	735,889	0.0129	0.9871	62.15
52.5	50,768,114	1,811,608	0.0357	0.9643	61.35
53.5	44,333,469	1,065,533	0.0240	0.9760	59.16
54.5	41,628,425	710,322	0.0171	0.9829	57.74
55.5	37,829,422	788,193	0.0208	0.9792	56.75
56.5	33,719,745	431,679	0.0128	0.9872	55.57
57.5	31,552,132	515,761	0.0163	0.9837	54.86
58.5	30,133,538	858,684	0.0285	0.9715	53.96
59.5	27,862,093	317,600	0.0114	0.9886	52.42
60.5	24,860,872	350,644	0.0141	0.9859	51.83
61.5	23,302,164	699,451	0.0300	0.9700	51.10
62.5	21,036,076	567,257	0.0270	0.9730	49.56
63.5	19,538,680	218,544	0.0112	0.9888	48.23
64.5	19,853,464	430,690	0.0217	0.9783	47.69
65.5	19,022,286	216,677	0.0114	0.9886	46.65
66.5	16,137,548	369,282	0.0229	0.9771	46.12
67.5	14,254,599	123,934	0.0087	0.9913	45.07
68.5	12,625,630	92,476	0.0073	0.9927	44.67
69.5	12,091,815	45,982	0.0038	0.9962	44.35
70.5	11,282,759	101,084	0.0090	0.9910	44.18
71.5	7,062,622	75,958	0.0108	0.9892	43.78
72.5	6,331,502	297,263	0.0469	0.9531	43.31
73.5	6,068,140	109,088	0.0180	0.9820	41.28
74.5	5,705,602	5,879	0.0010	0.9990	40.54
75.5	5,240,125	1,143	0.0002	0.9998	40.49
76.5	5,074,622	4,876	0.0010	0.9990	40.48
77.5	5,022,267	53,052	0.0106	0.9894	40.45
78.5	4,970,684	11,481	0.0023	0.9977	40.02

THE CONNECTICUT LIGHT AND POWER COMPANY

ACCOUNT 362.00 STATION EQUIPMENT

ORIGINAL LIFE TABLE, CONT.

PLACEMENT BAND 1903-2025 EXPERIENCE BAND 1961-2025

AGE AT BEGIN OF INTERVAL	EXPOSURES AT BEGINNING OF AGE INTERVAL	RETIREMENTS DURING AGE INTERVAL	RETMT RATIO	SURV RATIO	PCT SURV BEGIN OF INTERVAL
79.5	4,959,158	24,764	0.0050	0.9950	39.93
80.5	4,935,263	2,519	0.0005	0.9995	39.73
81.5	4,877,887	1,923	0.0004	0.9996	39.71
82.5	4,816,047	16,915	0.0035	0.9965	39.69
83.5	4,770,881	16,616	0.0035	0.9965	39.55
84.5	4,744,719	91,801	0.0193	0.9807	39.41
85.5	1,975,108		0.0000	1.0000	38.65
86.5	1,965,646	1,812	0.0009	0.9991	38.65
87.5	319,174	23,227	0.0728	0.9272	38.62
88.5	290,151	3,718	0.0128	0.9872	35.81
89.5	284,265	2,221	0.0078	0.9922	35.35
90.5	275,614	848	0.0031	0.9969	35.07
91.5	262,375	442	0.0017	0.9983	34.96
92.5	248,660	7,830	0.0315	0.9685	34.90
93.5	235,805	10,872	0.0461	0.9539	33.80
94.5	70,249	585	0.0083	0.9917	32.25
95.5	66,426	598	0.0090	0.9910	31.98
96.5	59,897		0.0000	1.0000	31.69
97.5	50,658		0.0000	1.0000	31.69
98.5	32,402	9	0.0003	0.9997	31.69
99.5	22,913		0.0000	1.0000	31.68
100.5	16,076		0.0000	1.0000	31.68
101.5	8,476	5	0.0006	0.9994	31.68
102.5	6,722	2,297	0.3418	0.6582	31.66
103.5	4,424		0.0000	1.0000	20.84
104.5	4,424		0.0000	1.0000	20.84
105.5	4,424		0.0000	1.0000	20.84
106.5	4,314		0.0000	1.0000	20.84
107.5	3,506		0.0000	1.0000	20.84
108.5	3,506		0.0000	1.0000	20.84
109.5	2,948		0.0000	1.0000	20.84
110.5	2,948		0.0000	1.0000	20.84
111.5	2,948		0.0000	1.0000	20.84
112.5	2,948		0.0000	1.0000	20.84
113.5	2,948		0.0000	1.0000	20.84
114.5	2,948		0.0000	1.0000	20.84
115.5	2,948		0.0000	1.0000	20.84
116.5	2,948		0.0000	1.0000	20.84
117.5	2,948		0.0000	1.0000	20.84
118.5	2,948		0.0000	1.0000	20.84

THE CONNECTICUT LIGHT AND POWER COMPANY

ACCOUNT 362.00 STATION EQUIPMENT

ORIGINAL LIFE TABLE, CONT.

PLACEMENT BAND 1903-2025 EXPERIENCE BAND 1961-2025

AGE AT BEGIN OF INTERVAL	EXPOSURES AT BEGINNING OF AGE INTERVAL	RETIREMENTS DURING AGE INTERVAL	RETMT RATIO	SURV RATIO	PCT SURV BEGIN OF INTERVAL
119.5	2,948		0.0000	1.0000	20.84
120.5	2,948		0.0000	1.0000	20.84
121.5	2,948		0.0000	1.0000	20.84
122.5					20.84

THE CONNECTICUT LIGHT AND POWER COMPANY

ACCOUNT 362.00 STATION EQUIPMENT

ORIGINAL LIFE TABLE

PLACEMENT BAND 1903-2025 EXPERIENCE BAND 2001-2025

AGE AT BEGIN OF INTERVAL	EXPOSURES AT BEGINNING OF AGE INTERVAL	RETIREMENTS DURING AGE INTERVAL	RETMT RATIO	SURV RATIO	PCT SURV BEGIN OF INTERVAL
0.0	960,760,445	6,779	0.0000	1.0000	100.00
0.5	907,132,802	94,427	0.0001	0.9999	100.00
1.5	846,144,108	103,216	0.0001	0.9999	99.99
2.5	769,722,655	880,850	0.0011	0.9989	99.98
3.5	732,458,482	913,154	0.0012	0.9988	99.86
4.5	698,039,170	2,267,594	0.0032	0.9968	99.74
5.5	649,674,948	972,972	0.0015	0.9985	99.41
6.5	622,648,688	1,595,811	0.0026	0.9974	99.26
7.5	566,900,958	1,079,803	0.0019	0.9981	99.01
8.5	530,362,821	1,125,382	0.0021	0.9979	98.82
9.5	500,362,995	1,548,940	0.0031	0.9969	98.61
10.5	500,639,687	1,169,871	0.0023	0.9977	98.31
11.5	466,999,907	3,200,599	0.0069	0.9931	98.08
12.5	435,819,075	1,264,915	0.0029	0.9971	97.41
13.5	396,843,362	905,890	0.0023	0.9977	97.12
14.5	358,914,953	1,053,447	0.0029	0.9971	96.90
15.5	313,471,122	8,435,420	0.0269	0.9731	96.62
16.5	257,712,139	1,271,282	0.0049	0.9951	94.02
17.5	227,201,951	1,123,427	0.0049	0.9951	93.55
18.5	206,749,636	1,694,836	0.0082	0.9918	93.09
19.5	180,077,394	956,674	0.0053	0.9947	92.33
20.5	150,199,857	1,330,501	0.0089	0.9911	91.84
21.5	129,916,763	645,373	0.0050	0.9950	91.02
22.5	122,594,733	759,899	0.0062	0.9938	90.57
23.5	115,710,005	1,307,417	0.0113	0.9887	90.01
24.5	105,626,733	628,265	0.0059	0.9941	88.99
25.5	107,204,654	657,909	0.0061	0.9939	88.46
26.5	117,694,754	719,324	0.0061	0.9939	87.92
27.5	123,100,429	1,773,081	0.0144	0.9856	87.38
28.5	122,564,096	722,507	0.0059	0.9941	86.12
29.5	120,182,557	529,699	0.0044	0.9956	85.62
30.5	117,236,594	704,977	0.0060	0.9940	85.24
31.5	113,461,771	885,309	0.0078	0.9922	84.73
32.5	112,010,480	686,385	0.0061	0.9939	84.07
33.5	108,932,984	1,160,404	0.0107	0.9893	83.55
34.5	105,976,443	1,482,811	0.0140	0.9860	82.66
35.5	90,034,432	628,529	0.0070	0.9930	81.50
36.5	86,083,782	889,501	0.0103	0.9897	80.93
37.5	81,154,506	932,521	0.0115	0.9885	80.10
38.5	78,591,193	384,006	0.0049	0.9951	79.18

THE CONNECTICUT LIGHT AND POWER COMPANY

ACCOUNT 362.00 STATION EQUIPMENT

ORIGINAL LIFE TABLE, CONT.

PLACEMENT BAND 1903-2025 EXPERIENCE BAND 2001-2025

AGE AT BEGIN OF INTERVAL	EXPOSURES AT BEGINNING OF AGE INTERVAL	RETIREMENTS DURING AGE INTERVAL	RETMT RATIO	SURV RATIO	PCT SURV BEGIN OF INTERVAL
39.5	78,572,320	1,176,230	0.0150	0.9850	78.79
40.5	77,799,903	334,319	0.0043	0.9957	77.61
41.5	76,153,208	503,774	0.0066	0.9934	77.28
42.5	77,253,724	408,432	0.0053	0.9947	76.77
43.5	81,067,646	861,609	0.0106	0.9894	76.36
44.5	78,946,842	1,011,603	0.0128	0.9872	75.55
45.5	78,015,226	1,229,133	0.0158	0.9842	74.58
46.5	78,524,026	649,027	0.0083	0.9917	73.41
47.5	77,357,845	856,223	0.0111	0.9889	72.80
48.5	73,774,663	1,238,451	0.0168	0.9832	71.99
49.5	68,905,992	800,523	0.0116	0.9884	70.79
50.5	64,771,966	682,598	0.0105	0.9895	69.96
51.5	53,650,786	600,604	0.0112	0.9888	69.23
52.5	47,467,991	1,725,515	0.0364	0.9636	68.45
53.5	41,140,673	996,050	0.0242	0.9758	65.96
54.5	38,505,112	651,621	0.0169	0.9831	64.37
55.5	34,765,114	720,375	0.0207	0.9793	63.28
56.5	30,723,254	362,262	0.0118	0.9882	61.96
57.5	28,630,649	456,312	0.0159	0.9841	61.23
58.5	27,271,505	767,884	0.0282	0.9718	60.26
59.5	25,093,739	257,924	0.0103	0.9897	58.56
60.5	22,152,194	313,683	0.0142	0.9858	57.96
61.5	20,640,603	671,952	0.0326	0.9674	57.14
62.5	20,526,669	541,407	0.0264	0.9736	55.28
63.5	19,056,165	196,561	0.0103	0.9897	53.82
64.5	19,413,203	414,804	0.0214	0.9786	53.27
65.5	18,603,475	199,787	0.0107	0.9893	52.13
66.5	15,750,588	352,148	0.0224	0.9776	51.57
67.5	13,901,103	113,384	0.0082	0.9918	50.41
68.5	12,286,203	82,497	0.0067	0.9933	50.00
69.5	11,772,600	39,469	0.0034	0.9966	49.67
70.5	10,978,999	96,161	0.0088	0.9912	49.50
71.5	6,765,456	72,478	0.0107	0.9893	49.07
72.5	6,045,804	60,666	0.0100	0.9900	48.54
73.5	6,034,057	102,224	0.0169	0.9831	48.06
74.5	5,681,687	4,247	0.0007	0.9993	47.24
75.5	5,224,856	692	0.0001	0.9999	47.21
76.5	5,070,716	4,876	0.0010	0.9990	47.20
77.5	5,020,081	53,052	0.0106	0.9894	47.15
78.5	4,969,103	11,481	0.0023	0.9977	46.66

THE CONNECTICUT LIGHT AND POWER COMPANY

ACCOUNT 362.00 STATION EQUIPMENT

ORIGINAL LIFE TABLE, CONT.

PLACEMENT BAND 1903-2025 EXPERIENCE BAND 2001-2025

AGE AT BEGIN OF INTERVAL	EXPOSURES AT BEGINNING OF AGE INTERVAL	RETIREMENTS DURING AGE INTERVAL	RETMT RATIO	SURV RATIO	PCT SURV BEGIN OF INTERVAL
79.5	4,957,724	24,764	0.0050	0.9950	46.55
80.5	4,933,829	2,519	0.0005	0.9995	46.32
81.5	4,876,573	1,923	0.0004	0.9996	46.29
82.5	4,815,541	16,915	0.0035	0.9965	46.27
83.5	4,770,386	16,616	0.0035	0.9965	46.11
84.5	4,744,719	91,801	0.0193	0.9807	45.95
85.5	1,975,108		0.0000	1.0000	45.06
86.5	1,965,646	1,812	0.0009	0.9991	45.06
87.5	319,174	23,227	0.0728	0.9272	45.02
88.5	290,151	3,718	0.0128	0.9872	41.74
89.5	284,265	2,221	0.0078	0.9922	41.21
90.5	275,614	848	0.0031	0.9969	40.89
91.5	262,375	442	0.0017	0.9983	40.76
92.5	248,660	7,830	0.0315	0.9685	40.69
93.5	235,805	10,872	0.0461	0.9539	39.41
94.5	70,249	585	0.0083	0.9917	37.59
95.5	66,426	598	0.0090	0.9910	37.28
96.5	59,897		0.0000	1.0000	36.95
97.5	50,658		0.0000	1.0000	36.95
98.5	32,402	9	0.0003	0.9997	36.95
99.5	22,913		0.0000	1.0000	36.93
100.5	16,076		0.0000	1.0000	36.93
101.5	8,476	5	0.0006	0.9994	36.93
102.5	6,722	2,297	0.3418	0.6582	36.91
103.5	4,424		0.0000	1.0000	24.30
104.5	4,424		0.0000	1.0000	24.30
105.5	4,424		0.0000	1.0000	24.30
106.5	4,314		0.0000	1.0000	24.30
107.5	3,506		0.0000	1.0000	24.30
108.5	3,506		0.0000	1.0000	24.30
109.5	2,948		0.0000	1.0000	24.30
110.5	2,948		0.0000	1.0000	24.30
111.5	2,948		0.0000	1.0000	24.30
112.5	2,948		0.0000	1.0000	24.30
113.5	2,948		0.0000	1.0000	24.30
114.5	2,948		0.0000	1.0000	24.30
115.5	2,948		0.0000	1.0000	24.30
116.5	2,948		0.0000	1.0000	24.30
117.5	2,948		0.0000	1.0000	24.30
118.5	2,948		0.0000	1.0000	24.30

THE CONNECTICUT LIGHT AND POWER COMPANY

ACCOUNT 362.00 STATION EQUIPMENT

ORIGINAL LIFE TABLE, CONT.

PLACEMENT BAND 1903-2025 EXPERIENCE BAND 2001-2025

AGE AT BEGIN OF INTERVAL	EXPOSURES AT BEGINNING OF AGE INTERVAL	RETIREMENTS DURING AGE INTERVAL	RETMT RATIO	SURV RATIO	PCT SURV BEGIN OF INTERVAL
119.5	2,948		0.0000	1.0000	24.30
120.5	2,948		0.0000	1.0000	24.30
121.5	2,948		0.0000	1.0000	24.30
122.5					24.30

THE CONNECTICUT LIGHT AND POWER COMPANY
ACCOUNT 363.32 COMMUNICATION EQUIPMENT - MICROWAVE
ORIGINAL AND SMOOTH SURVIVOR CURVES

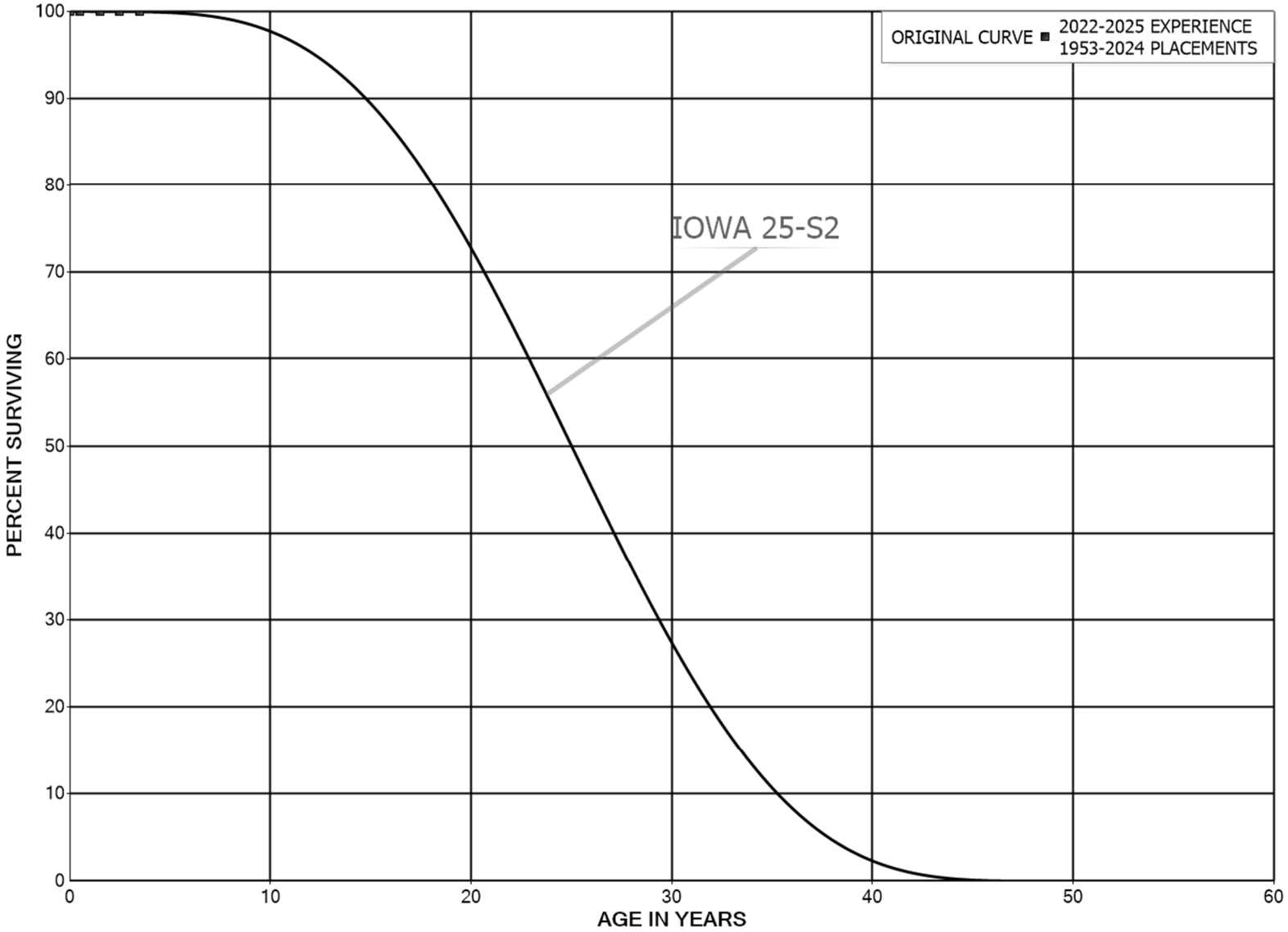

THE CONNECTICUT LIGHT AND POWER COMPANY

ACCOUNT 363.32 COMMUNICATION EQUIPMENT - MICROWAVE

ORIGINAL LIFE TABLE

PLACEMENT BAND 1953-2024 EXPERIENCE BAND 2022-2025

AGE AT BEGIN OF INTERVAL	EXPOSURES AT BEGINNING OF AGE INTERVAL	RETIREMENTS DURING AGE INTERVAL	RETMT RATIO	SURV RATIO	PCT SURV BEGIN OF INTERVAL
0.0	729,217		0.0000	1.0000	100.00
0.5	729,217		0.0000	1.0000	100.00
1.5	67,972		0.0000	1.0000	100.00
2.5	42,365		0.0000	1.0000	100.00
3.5					100.00

THE CONNECTICUT LIGHT AND POWER COMPANY
ACCOUNT 364.00 POLES, TOWERS AND FIXTURES
ORIGINAL AND SMOOTH SURVIVOR CURVES

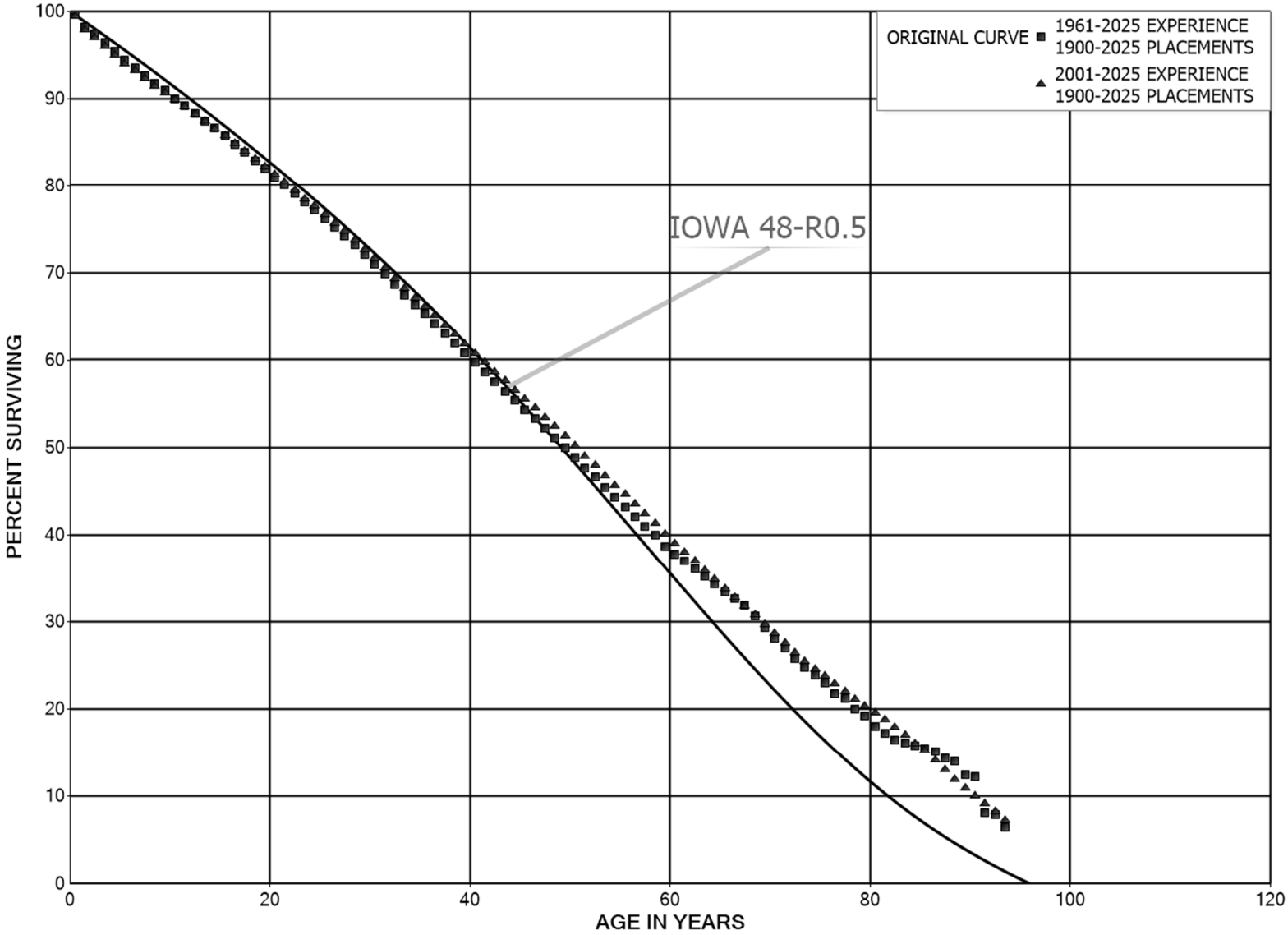

THE CONNECTICUT LIGHT AND POWER COMPANY

ACCOUNT 364.00 POLES, TOWERS AND FIXTURES

ORIGINAL LIFE TABLE

PLACEMENT BAND 1900-2025 EXPERIENCE BAND 1961-2025

AGE AT BEGIN OF INTERVAL	EXPOSURES AT BEGINNING OF AGE INTERVAL	RETIREMENTS DURING AGE INTERVAL	RETMT RATIO	SURV RATIO	PCT SURV BEGIN OF INTERVAL
0.0	1,043,606,346	4,417,846	0.0042	0.9958	100.00
0.5	993,563,249	13,618,502	0.0137	0.9863	99.58
1.5	942,915,352	8,279,880	0.0088	0.9912	98.21
2.5	873,787,927	8,174,136	0.0094	0.9906	97.35
3.5	822,662,743	8,465,504	0.0103	0.9897	96.44
4.5	765,746,812	8,187,021	0.0107	0.9893	95.45
5.5	719,606,142	6,732,763	0.0094	0.9906	94.43
6.5	679,917,051	6,833,903	0.0101	0.9899	93.54
7.5	625,982,116	5,843,118	0.0093	0.9907	92.60
8.5	586,809,611	5,251,408	0.0089	0.9911	91.74
9.5	556,840,764	5,640,815	0.0101	0.9899	90.92
10.5	530,946,389	4,861,742	0.0092	0.9908	90.00
11.5	497,824,235	4,868,707	0.0098	0.9902	89.17
12.5	484,406,882	4,722,022	0.0097	0.9903	88.30
13.5	439,437,325	4,328,478	0.0099	0.9901	87.44
14.5	411,242,053	4,115,177	0.0100	0.9900	86.58
15.5	391,364,177	4,252,416	0.0109	0.9891	85.71
16.5	372,421,173	4,010,670	0.0108	0.9892	84.78
17.5	355,928,372	4,226,267	0.0119	0.9881	83.87
18.5	336,020,120	3,731,278	0.0111	0.9889	82.87
19.5	314,453,408	3,615,683	0.0115	0.9885	81.95
20.5	292,823,214	3,386,714	0.0116	0.9884	81.01
21.5	269,276,097	3,231,871	0.0120	0.9880	80.07
22.5	249,955,314	3,257,982	0.0130	0.9870	79.11
23.5	237,531,123	2,810,806	0.0118	0.9882	78.08
24.5	222,041,444	2,910,982	0.0131	0.9869	77.16
25.5	208,443,627	2,683,468	0.0129	0.9871	76.14
26.5	197,412,356	2,643,266	0.0134	0.9866	75.16
27.5	185,548,401	2,593,739	0.0140	0.9860	74.16
28.5	175,683,519	2,668,454	0.0152	0.9848	73.12
29.5	168,273,257	2,505,119	0.0149	0.9851	72.01
30.5	161,127,558	2,569,574	0.0159	0.9841	70.94
31.5	153,782,562	2,675,288	0.0174	0.9826	69.81
32.5	145,336,278	2,538,587	0.0175	0.9825	68.59
33.5	137,402,476	2,193,263	0.0160	0.9840	67.39
34.5	127,655,077	2,009,437	0.0157	0.9843	66.32
35.5	116,247,061	1,919,710	0.0165	0.9835	65.27
36.5	108,140,700	1,937,615	0.0179	0.9821	64.20
37.5	101,905,489	1,724,888	0.0169	0.9831	63.05
38.5	95,478,996	1,774,354	0.0186	0.9814	61.98

THE CONNECTICUT LIGHT AND POWER COMPANY

ACCOUNT 364.00 POLES, TOWERS AND FIXTURES

ORIGINAL LIFE TABLE, CONT.

PLACEMENT BAND 1900-2025 EXPERIENCE BAND 1961-2025

AGE AT BEGIN OF INTERVAL	EXPOSURES AT BEGINNING OF AGE INTERVAL	RETIREMENTS DURING AGE INTERVAL	RETMT RATIO	SURV RATIO	PCT SURV BEGIN OF INTERVAL
39.5	89,312,530	1,637,748	0.0183	0.9817	60.83
40.5	84,368,098	1,530,579	0.0181	0.9819	59.71
41.5	79,523,544	1,481,910	0.0186	0.9814	58.63
42.5	75,354,537	1,443,301	0.0192	0.9808	57.54
43.5	71,507,802	1,368,381	0.0191	0.9809	56.43
44.5	68,976,193	1,281,169	0.0186	0.9814	55.35
45.5	64,787,200	1,259,049	0.0194	0.9806	54.33
46.5	61,487,237	1,236,172	0.0201	0.9799	53.27
47.5	58,422,191	1,268,200	0.0217	0.9783	52.20
48.5	55,220,755	1,202,038	0.0218	0.9782	51.07
49.5	51,445,970	1,138,077	0.0221	0.9779	49.95
50.5	48,290,706	1,198,072	0.0248	0.9752	48.85
51.5	44,900,587	993,962	0.0221	0.9779	47.64
52.5	41,507,748	1,031,184	0.0248	0.9752	46.58
53.5	37,494,633	965,943	0.0258	0.9742	45.43
54.5	34,017,322	814,145	0.0239	0.9761	44.26
55.5	31,290,279	805,469	0.0257	0.9743	43.20
56.5	28,362,744	762,014	0.0269	0.9731	42.08
57.5	25,753,957	659,758	0.0256	0.9744	40.95
58.5	23,371,244	728,317	0.0312	0.9688	39.90
59.5	25,410,627	579,776	0.0228	0.9772	38.66
60.5	23,650,885	543,459	0.0230	0.9770	37.78
61.5	21,940,594	529,828	0.0241	0.9759	36.91
62.5	20,469,338	499,340	0.0244	0.9756	36.02
63.5	19,024,293	460,919	0.0242	0.9758	35.14
64.5	17,796,881	443,458	0.0249	0.9751	34.29
65.5	16,451,540	380,382	0.0231	0.9769	33.44
66.5	15,038,700	376,752	0.0251	0.9749	32.66
67.5	13,850,120	524,731	0.0379	0.9621	31.84
68.5	12,396,636	562,766	0.0454	0.9546	30.64
69.5	11,143,180	453,319	0.0407	0.9593	29.25
70.5	9,978,788	391,519	0.0392	0.9608	28.06
71.5	8,955,056	401,293	0.0448	0.9552	26.96
72.5	8,077,963	310,117	0.0384	0.9616	25.75
73.5	7,370,655	264,853	0.0359	0.9641	24.76
74.5	6,770,133	260,196	0.0384	0.9616	23.87
75.5	6,183,658	320,453	0.0518	0.9482	22.95
76.5	5,587,404	158,128	0.0283	0.9717	21.76
77.5	5,063,228	274,199	0.0542	0.9458	21.15
78.5	4,561,764	184,959	0.0405	0.9595	20.00

THE CONNECTICUT LIGHT AND POWER COMPANY

ACCOUNT 364.00 POLES, TOWERS AND FIXTURES

ORIGINAL LIFE TABLE, CONT.

PLACEMENT BAND 1900-2025 EXPERIENCE BAND 1961-2025

AGE AT BEGIN OF INTERVAL	EXPOSURES AT BEGINNING OF AGE INTERVAL	RETIREMENTS DURING AGE INTERVAL	RETMT RATIO	SURV RATIO	PCT SURV BEGIN OF INTERVAL
79.5	4,150,115	275,184	0.0663	0.9337	19.19
80.5	3,730,476	166,117	0.0445	0.9555	17.92
81.5	3,468,844	152,047	0.0438	0.9562	17.12
82.5	3,250,490	64,024	0.0197	0.9803	16.37
83.5	3,081,584	71,496	0.0232	0.9768	16.05
84.5	2,885,109	52,018	0.0180	0.9820	15.68
85.5	2,694,162	58,270	0.0216	0.9784	15.39
86.5	2,538,629	129,126	0.0509	0.9491	15.06
87.5	2,335,744	50,932	0.0218	0.9782	14.29
88.5	2,221,355	252,245	0.1136	0.8864	13.98
89.5	1,897,799	30,088	0.0159	0.9841	12.39
90.5	1,807,499	617,005	0.3414	0.6586	12.20
91.5	1,155,809	25,030	0.0217	0.9783	8.03
92.5	1,092,610	205,970	0.1885	0.8115	7.86
93.5	863,192	151,091	0.1750	0.8250	6.38
94.5	693,775	154,790	0.2231	0.7769	5.26
95.5	525,854	15,602	0.0297	0.9703	4.09
96.5	506,889	37,659	0.0743	0.9257	3.97
97.5	344,453	38,337	0.1113	0.8887	3.67
98.5	305,872	28,471	0.0931	0.9069	3.26
99.5	277,388	343	0.0012	0.9988	2.96
100.5	277,045	11,041	0.0399	0.9601	2.96
101.5	265,991	18,784	0.0706	0.9294	2.84
102.5	247,207	11,171	0.0452	0.9548	2.64
103.5	236,037	21,199	0.0898	0.9102	2.52
104.5	215,240	140,810	0.6542	0.3458	2.29
105.5	74,431	33,568	0.4510	0.5490	0.79
106.5	40,862	38,726	0.9477	0.0523	0.44
107.5	2,137	403	0.1885	0.8115	0.02
108.5	1,734		0.0000	1.0000	0.02
109.5	1,734	16	0.0092	0.9908	0.02
110.5	1,670		0.0000	1.0000	0.02
111.5	1,670	29	0.0175	0.9825	0.02
112.5	1,641	13	0.0081	0.9919	0.02
113.5	1,628		0.0000	1.0000	0.02
114.5	1,628	18	0.0112	0.9888	0.02
115.5	1,609		0.0000	1.0000	0.02
116.5	1,609	584	0.3627	0.6373	0.02
117.5	1,026	1,026	1.0000		0.01
118.5					

THE CONNECTICUT LIGHT AND POWER COMPANY

ACCOUNT 364.00 POLES, TOWERS AND FIXTURES

ORIGINAL LIFE TABLE

PLACEMENT BAND 1900-2025 EXPERIENCE BAND 2001-2025

AGE AT BEGIN OF INTERVAL	EXPOSURES AT BEGINNING OF AGE INTERVAL	RETIREMENTS DURING AGE INTERVAL	RETMT RATIO	SURV RATIO	PCT SURV BEGIN OF INTERVAL
0.0	794,828,501	4,417,846	0.0056	0.9944	100.00
0.5	755,836,248	12,426,828	0.0164	0.9836	99.44
1.5	714,167,048	6,484,558	0.0091	0.9909	97.81
2.5	656,326,877	6,390,232	0.0097	0.9903	96.92
3.5	614,001,492	6,325,542	0.0103	0.9897	95.98
4.5	563,116,629	6,028,082	0.0107	0.9893	94.99
5.5	522,874,951	4,602,427	0.0088	0.9912	93.97
6.5	490,088,854	4,788,246	0.0098	0.9902	93.14
7.5	444,488,617	3,930,119	0.0088	0.9912	92.23
8.5	413,427,611	3,581,029	0.0087	0.9913	91.42
9.5	394,395,925	3,548,812	0.0090	0.9910	90.63
10.5	381,883,791	3,304,624	0.0087	0.9913	89.81
11.5	357,804,631	3,301,646	0.0092	0.9908	89.03
12.5	351,326,754	3,288,869	0.0094	0.9906	88.21
13.5	312,955,645	2,967,158	0.0095	0.9905	87.39
14.5	290,797,586	2,715,445	0.0093	0.9907	86.56
15.5	276,394,812	2,900,772	0.0105	0.9895	85.75
16.5	262,935,787	2,658,296	0.0101	0.9899	84.85
17.5	251,280,739	2,881,719	0.0115	0.9885	83.99
18.5	235,680,044	2,550,820	0.0108	0.9892	83.03
19.5	217,615,283	2,332,161	0.0107	0.9893	82.13
20.5	199,681,311	2,219,050	0.0111	0.9889	81.25
21.5	179,986,347	2,043,830	0.0114	0.9886	80.35
22.5	164,004,938	2,039,657	0.0124	0.9876	79.44
23.5	155,239,213	1,743,758	0.0112	0.9888	78.45
24.5	144,149,249	1,820,937	0.0126	0.9874	77.57
25.5	134,585,637	1,635,636	0.0122	0.9878	76.59
26.5	127,722,835	1,635,052	0.0128	0.9872	75.66
27.5	120,274,475	1,624,038	0.0135	0.9865	74.69
28.5	115,853,851	1,692,630	0.0146	0.9854	73.68
29.5	113,037,437	1,576,611	0.0139	0.9861	72.60
30.5	110,028,960	1,681,443	0.0153	0.9847	71.59
31.5	106,686,241	1,843,213	0.0173	0.9827	70.50
32.5	102,064,989	1,697,787	0.0166	0.9834	69.28
33.5	97,651,477	1,444,809	0.0148	0.9852	68.13
34.5	91,072,007	1,371,501	0.0151	0.9849	67.12
35.5	82,445,640	1,283,344	0.0156	0.9844	66.11
36.5	77,224,732	1,395,241	0.0181	0.9819	65.08
37.5	73,020,514	1,130,158	0.0155	0.9845	63.90
38.5	68,711,981	1,210,069	0.0176	0.9824	62.91

THE CONNECTICUT LIGHT AND POWER COMPANY

ACCOUNT 364.00 POLES, TOWERS AND FIXTURES

ORIGINAL LIFE TABLE, CONT.

PLACEMENT BAND 1900-2025 EXPERIENCE BAND 2001-2025

AGE AT BEGIN OF INTERVAL	EXPOSURES AT BEGINNING OF AGE INTERVAL	RETIREMENTS DURING AGE INTERVAL	RETMT RATIO	SURV RATIO	PCT SURV BEGIN OF INTERVAL
39.5	64,383,430	1,102,824	0.0171	0.9829	61.80
40.5	61,696,949	1,060,673	0.0172	0.9828	60.75
41.5	59,236,193	1,036,816	0.0175	0.9825	59.70
42.5	57,052,679	1,054,827	0.0185	0.9815	58.66
43.5	55,212,079	993,660	0.0180	0.9820	57.57
44.5	54,518,457	958,226	0.0176	0.9824	56.54
45.5	51,844,811	981,957	0.0189	0.9811	55.54
46.5	49,982,008	968,449	0.0194	0.9806	54.49
47.5	48,090,598	979,521	0.0204	0.9796	53.43
48.5	45,937,135	967,641	0.0211	0.9789	52.35
49.5	43,072,567	918,070	0.0213	0.9787	51.24
50.5	40,767,228	986,449	0.0242	0.9758	50.15
51.5	38,169,353	808,698	0.0212	0.9788	48.94
52.5	35,657,832	868,698	0.0244	0.9756	47.90
53.5	32,339,144	753,458	0.0233	0.9767	46.73
54.5	29,458,953	690,762	0.0234	0.9766	45.65
55.5	27,125,232	671,796	0.0248	0.9752	44.57
56.5	24,525,163	620,413	0.0253	0.9747	43.47
57.5	22,197,237	548,358	0.0247	0.9753	42.37
58.5	20,157,684	633,503	0.0314	0.9686	41.32
59.5	18,497,974	475,786	0.0257	0.9743	40.03
60.5	17,099,298	445,734	0.0261	0.9739	39.00
61.5	15,697,468	442,199	0.0282	0.9718	37.98
62.5	14,565,571	411,281	0.0282	0.9718	36.91
63.5	13,419,788	393,601	0.0293	0.9707	35.87
64.5	12,478,192	385,075	0.0309	0.9691	34.82
65.5	11,407,068	335,391	0.0294	0.9706	33.74
66.5	10,221,132	317,126	0.0310	0.9690	32.75
67.5	9,239,801	297,675	0.0322	0.9678	31.73
68.5	8,118,493	287,217	0.0354	0.9646	30.71
69.5	7,230,464	253,274	0.0350	0.9650	29.62
70.5	6,331,701	250,399	0.0395	0.9605	28.59
71.5	5,486,772	208,040	0.0379	0.9621	27.46
72.5	4,828,607	185,507	0.0384	0.9616	26.42
73.5	4,257,494	152,733	0.0359	0.9641	25.40
74.5	3,775,534	124,016	0.0328	0.9672	24.49
75.5	3,330,318	114,144	0.0343	0.9657	23.68
76.5	2,943,431	113,353	0.0385	0.9615	22.87
77.5	2,464,905	107,951	0.0438	0.9562	21.99
78.5	2,130,515	74,151	0.0348	0.9652	21.03

THE CONNECTICUT LIGHT AND POWER COMPANY

ACCOUNT 364.00 POLES, TOWERS AND FIXTURES

ORIGINAL LIFE TABLE, CONT.

PLACEMENT BAND 1900-2025 EXPERIENCE BAND 2001-2025

AGE AT BEGIN OF INTERVAL	EXPOSURES AT BEGINNING OF AGE INTERVAL	RETIREMENTS DURING AGE INTERVAL	RETMT RATIO	SURV RATIO	PCT SURV BEGIN OF INTERVAL
79.5	1,830,060	71,491	0.0391	0.9609	20.30
80.5	1,614,693	68,176	0.0422	0.9578	19.50
81.5	1,451,942	66,338	0.0457	0.9543	18.68
82.5	1,319,355	61,159	0.0464	0.9536	17.83
83.5	1,153,969	71,416	0.0619	0.9381	17.00
84.5	957,841	44,079	0.0460	0.9540	15.95
85.5	775,532	58,121	0.0749	0.9251	15.21
86.5	620,899	47,928	0.0772	0.9228	14.07
87.5	499,301	43,913	0.0879	0.9121	12.99
88.5	391,985	34,393	0.0877	0.9123	11.85
89.5	286,308	23,227	0.0811	0.9189	10.81
90.5	202,884	18,019	0.0888	0.9112	9.93
91.5	150,180	15,206	0.1013	0.8987	9.05
92.5	96,805	11,133	0.1150	0.8850	8.13
93.5	62,251	9,397	0.1509	0.8491	7.20
94.5	34,568	5,977	0.1729	0.8271	6.11
95.5	15,503	3,756	0.2423	0.7577	5.05
96.5	9,922	2,893	0.2916	0.7084	3.83
97.5	4,131	246	0.0595	0.9405	2.71
98.5	3,655	462	0.1263	0.8737	2.55
99.5	277,388	343	0.0012	0.9988	2.23
100.5	277,045	11,041	0.0399	0.9601	2.23
101.5	265,991	18,784	0.0706	0.9294	2.14
102.5	247,207	11,171	0.0452	0.9548	1.99
103.5	236,037	21,199	0.0898	0.9102	1.90
104.5	215,240	140,810	0.6542	0.3458	1.73
105.5	74,431	33,568	0.4510	0.5490	0.60
106.5	40,862	38,726	0.9477	0.0523	0.33
107.5	2,137	403	0.1885	0.8115	0.02
108.5	1,734		0.0000	1.0000	0.01
109.5	1,734	16	0.0092	0.9908	0.01
110.5	1,670		0.0000	1.0000	0.01
111.5	1,670	29	0.0175	0.9825	0.01
112.5	1,641	13	0.0081	0.9919	0.01
113.5	1,628		0.0000	1.0000	0.01
114.5	1,628	18	0.0112	0.9888	0.01
115.5	1,609		0.0000	1.0000	0.01
116.5	1,609	584	0.3627	0.6373	0.01
117.5	1,026	1,026	1.0000		0.01
118.5					

THE CONNECTICUT LIGHT AND POWER COMPANY
ACCOUNT 365.00 OVERHEAD CONDUCTORS AND DEVICES
ORIGINAL AND SMOOTH SURVIVOR CURVES

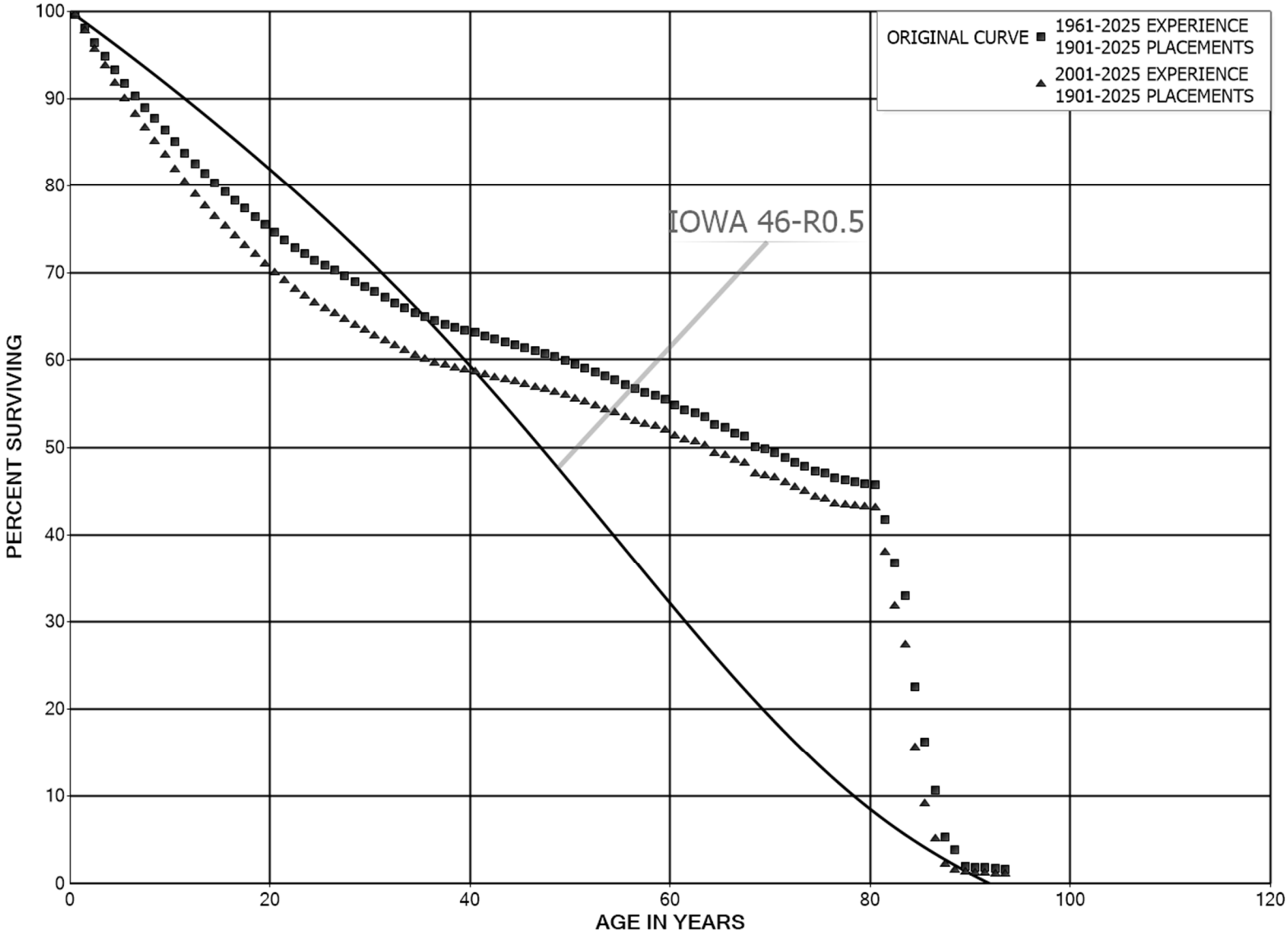

THE CONNECTICUT LIGHT AND POWER COMPANY

ACCOUNT 365.00 OVERHEAD CONDUCTORS AND DEVICES

ORIGINAL LIFE TABLE

PLACEMENT BAND 1901-2025 EXPERIENCE BAND 1961-2025

AGE AT BEGIN OF INTERVAL	EXPOSURES AT BEGINNING OF AGE INTERVAL	RETIREMENTS DURING AGE INTERVAL	RETMT RATIO	SURV RATIO	PCT SURV BEGIN OF INTERVAL
0.0	2,790,128,332	9,348,860	0.0034	0.9966	100.00
0.5	2,645,091,557	41,488,200	0.0157	0.9843	99.66
1.5	2,527,715,203	43,131,996	0.0171	0.9829	98.10
2.5	2,360,915,919	37,679,401	0.0160	0.9840	96.43
3.5	2,251,226,777	38,571,269	0.0171	0.9829	94.89
4.5	2,141,646,765	34,938,878	0.0163	0.9837	93.26
5.5	2,015,441,984	30,923,214	0.0153	0.9847	91.74
6.5	1,918,275,703	28,407,140	0.0148	0.9852	90.33
7.5	1,794,633,870	26,041,756	0.0145	0.9855	89.00
8.5	1,691,510,295	25,313,750	0.0150	0.9850	87.70
9.5	1,622,154,866	25,944,973	0.0160	0.9840	86.39
10.5	1,561,722,291	23,196,493	0.0149	0.9851	85.01
11.5	1,506,013,454	21,813,099	0.0145	0.9855	83.75
12.5	1,458,166,702	19,988,603	0.0137	0.9863	82.53
13.5	1,368,059,353	18,145,221	0.0133	0.9867	81.40
14.5	1,305,053,941	16,866,748	0.0129	0.9871	80.32
15.5	1,251,488,066	15,621,549	0.0125	0.9875	79.29
16.5	1,204,572,952	14,268,301	0.0118	0.9882	78.30
17.5	1,150,773,330	14,250,498	0.0124	0.9876	77.37
18.5	1,094,352,476	13,443,783	0.0123	0.9877	76.41
19.5	1,035,739,072	12,138,907	0.0117	0.9883	75.47
20.5	988,516,393	11,130,975	0.0113	0.9887	74.59
21.5	923,348,366	10,763,757	0.0117	0.9883	73.75
22.5	870,615,517	9,000,572	0.0103	0.9897	72.89
23.5	814,300,169	7,813,013	0.0096	0.9904	72.13
24.5	755,556,557	6,820,877	0.0090	0.9910	71.44
25.5	694,278,486	5,556,021	0.0080	0.9920	70.80
26.5	653,595,047	5,294,080	0.0081	0.9919	70.23
27.5	600,898,767	6,078,081	0.0101	0.9899	69.66
28.5	572,389,509	4,615,789	0.0081	0.9919	68.96
29.5	554,227,832	4,831,110	0.0087	0.9913	68.40
30.5	540,160,117	4,945,700	0.0092	0.9908	67.80
31.5	523,580,434	4,869,270	0.0093	0.9907	67.18
32.5	503,529,121	4,256,758	0.0085	0.9915	66.56
33.5	486,594,170	4,150,066	0.0085	0.9915	66.00
34.5	461,522,401	3,610,273	0.0078	0.9922	65.43
35.5	435,627,563	3,096,012	0.0071	0.9929	64.92
36.5	408,682,927	2,239,323	0.0055	0.9945	64.46
37.5	382,945,974	2,072,440	0.0054	0.9946	64.11
38.5	358,259,295	1,768,650	0.0049	0.9951	63.76

THE CONNECTICUT LIGHT AND POWER COMPANY

ACCOUNT 365.00 OVERHEAD CONDUCTORS AND DEVICES

ORIGINAL LIFE TABLE, CONT.

PLACEMENT BAND 1901-2025 EXPERIENCE BAND 1961-2025

AGE AT BEGIN OF INTERVAL	EXPOSURES AT BEGINNING OF AGE INTERVAL	RETIREMENTS DURING AGE INTERVAL	RETMT RATIO	SURV RATIO	PCT SURV BEGIN OF INTERVAL
39.5	341,588,572	1,710,420	0.0050	0.9950	63.45
40.5	329,627,955	1,970,203	0.0060	0.9940	63.13
41.5	320,228,745	1,746,745	0.0055	0.9945	62.75
42.5	312,788,881	1,528,364	0.0049	0.9951	62.41
43.5	302,316,485	1,606,518	0.0053	0.9947	62.10
44.5	292,655,569	1,715,799	0.0059	0.9941	61.77
45.5	285,820,176	1,569,885	0.0055	0.9945	61.41
46.5	274,094,402	1,419,330	0.0052	0.9948	61.07
47.5	264,850,095	1,534,073	0.0058	0.9942	60.76
48.5	250,696,942	1,705,841	0.0068	0.9932	60.41
49.5	236,681,977	1,819,617	0.0077	0.9923	59.99
50.5	217,744,691	1,530,348	0.0070	0.9930	59.53
51.5	191,156,226	1,662,295	0.0087	0.9913	59.11
52.5	168,366,017	1,286,501	0.0076	0.9924	58.60
53.5	146,932,886	985,921	0.0067	0.9933	58.15
54.5	125,071,467	1,171,748	0.0094	0.9906	57.76
55.5	107,397,143	903,814	0.0084	0.9916	57.22
56.5	91,142,472	672,145	0.0074	0.9926	56.74
57.5	73,702,388	445,784	0.0060	0.9940	56.32
58.5	59,731,261	528,843	0.0089	0.9911	55.98
59.5	49,239,564	588,319	0.0119	0.9881	55.49
60.5	42,858,085	458,154	0.0107	0.9893	54.82
61.5	36,972,888	181,724	0.0049	0.9951	54.24
62.5	31,764,826	293,907	0.0093	0.9907	53.97
63.5	27,351,231	458,865	0.0168	0.9832	53.47
64.5	23,618,329	132,520	0.0056	0.9944	52.57
65.5	19,287,269	235,167	0.0122	0.9878	52.28
66.5	14,698,279	100,687	0.0069	0.9931	51.64
67.5	11,384,930	269,726	0.0237	0.9763	51.29
68.5	8,604,416	48,092	0.0056	0.9944	50.07
69.5	6,209,991	49,577	0.0080	0.9920	49.79
70.5	4,843,220	54,432	0.0112	0.9888	49.39
71.5	4,629,095	47,558	0.0103	0.9897	48.84
72.5	3,969,736	37,325	0.0094	0.9906	48.34
73.5	3,803,425	47,229	0.0124	0.9876	47.88
74.5	2,603,028	15,251	0.0059	0.9941	47.29
75.5	2,440,583	24,866	0.0102	0.9898	47.01
76.5	2,343,345	11,748	0.0050	0.9950	46.53
77.5	2,273,086	11,809	0.0052	0.9948	46.30
78.5	2,243,614	10,398	0.0046	0.9954	46.06

THE CONNECTICUT LIGHT AND POWER COMPANY

ACCOUNT 365.00 OVERHEAD CONDUCTORS AND DEVICES

ORIGINAL LIFE TABLE, CONT.

PLACEMENT BAND 1901-2025 EXPERIENCE BAND 1961-2025

AGE AT BEGIN OF INTERVAL	EXPOSURES AT BEGINNING OF AGE INTERVAL	RETIREMENTS DURING AGE INTERVAL	RETMT RATIO	SURV RATIO	PCT SURV BEGIN OF INTERVAL
79.5	2,210,737	6,692	0.0030	0.9970	45.85
80.5	1,763,365	153,211	0.0869	0.9131	45.71
81.5	1,608,647	193,953	0.1206	0.8794	41.74
82.5	1,411,593	144,208	0.1022	0.8978	36.70
83.5	1,266,254	403,350	0.3185	0.6815	32.95
84.5	851,075	238,011	0.2797	0.7203	22.46
85.5	611,738	210,375	0.3439	0.6561	16.18
86.5	393,076	196,856	0.5008	0.4992	10.61
87.5	189,433	52,401	0.2766	0.7234	5.30
88.5	129,140	63,384	0.4908	0.5092	3.83
89.5	60,135	2,680	0.0446	0.9554	1.95
90.5	45,679	1,518	0.0332	0.9668	1.86
91.5	38,447	2,233	0.0581	0.9419	1.80
92.5	32,317	1,339	0.0414	0.9586	1.70
93.5	30,856	894	0.0290	0.9710	1.63
94.5	29,176	455	0.0156	0.9844	1.58
95.5	26,224	190	0.0073	0.9927	1.56
96.5	16,478	299	0.0181	0.9819	1.54
97.5	17,164	670	0.0390	0.9610	1.52
98.5	15,169	761	0.0502	0.9498	1.46
99.5	13,844	56	0.0040	0.9960	1.38
100.5	13,637	143	0.0105	0.9895	1.38
101.5	12,737	211	0.0165	0.9835	1.36
102.5	12,295	87	0.0070	0.9930	1.34
103.5	12,324	9,311	0.7555	0.2445	1.33
104.5	3,904	72	0.0184	0.9816	0.33
105.5	4,340	143	0.0330	0.9670	0.32
106.5	3,534	405	0.1146	0.8854	0.31
107.5	3,127	490	0.1566	0.8434	0.27
108.5	2,637	59	0.0224	0.9776	0.23
109.5	2,092	51	0.0242	0.9758	0.23
110.5	2,041	3	0.0016	0.9984	0.22
111.5	1,275	19	0.0152	0.9848	0.22
112.5	1,256	23	0.0185	0.9815	0.22
113.5	1,232	108	0.0874	0.9126	0.21
114.5	1,125		0.0000	1.0000	0.19
115.5	1,125		0.0000	1.0000	0.19
116.5					0.19

THE CONNECTICUT LIGHT AND POWER COMPANY

ACCOUNT 365.00 OVERHEAD CONDUCTORS AND DEVICES

ORIGINAL LIFE TABLE

PLACEMENT BAND 1901-2025 EXPERIENCE BAND 2001-2025

AGE AT BEGIN OF INTERVAL	EXPOSURES AT BEGINNING OF AGE INTERVAL	RETIREMENTS DURING AGE INTERVAL	RETMT RATIO	SURV RATIO	PCT SURV BEGIN OF INTERVAL
0.0	1,910,263,565	6,632,038	0.0035	0.9965	100.00
0.5	1,835,989,074	36,180,469	0.0197	0.9803	99.65
1.5	1,770,874,840	37,808,889	0.0214	0.9786	97.69
2.5	1,667,738,897	32,573,683	0.0195	0.9805	95.60
3.5	1,597,384,349	33,594,813	0.0210	0.9790	93.74
4.5	1,515,307,065	30,536,138	0.0202	0.9798	91.76
5.5	1,410,191,508	26,670,492	0.0189	0.9811	89.92
6.5	1,337,482,580	24,253,772	0.0181	0.9819	88.21
7.5	1,243,487,418	21,851,255	0.0176	0.9824	86.62
8.5	1,166,649,220	21,717,816	0.0186	0.9814	85.09
9.5	1,129,907,233	22,088,513	0.0195	0.9805	83.51
10.5	1,103,931,334	20,260,903	0.0184	0.9816	81.88
11.5	1,081,637,328	18,992,944	0.0176	0.9824	80.37
12.5	1,062,938,485	17,550,491	0.0165	0.9835	78.96
13.5	1,000,038,812	15,927,251	0.0159	0.9841	77.66
14.5	956,669,805	14,808,924	0.0155	0.9845	76.42
15.5	917,690,381	13,532,342	0.0147	0.9853	75.24
16.5	884,400,585	12,291,107	0.0139	0.9861	74.13
17.5	842,066,127	12,447,220	0.0148	0.9852	73.10
18.5	798,755,204	11,749,469	0.0147	0.9853	72.02
19.5	753,566,863	10,274,359	0.0136	0.9864	70.96
20.5	717,093,900	9,586,335	0.0134	0.9866	69.99
21.5	666,297,289	9,276,902	0.0139	0.9861	69.06
22.5	625,197,280	7,609,492	0.0122	0.9878	68.09
23.5	583,673,138	6,470,072	0.0111	0.9889	67.27
24.5	539,333,534	5,545,317	0.0103	0.9897	66.52
25.5	496,076,288	4,479,638	0.0090	0.9910	65.84
26.5	479,463,282	4,253,222	0.0089	0.9911	65.24
27.5	446,370,354	5,162,775	0.0116	0.9884	64.66
28.5	436,525,169	3,728,418	0.0085	0.9915	63.92
29.5	437,490,453	4,084,852	0.0093	0.9907	63.37
30.5	439,149,431	4,300,748	0.0098	0.9902	62.78
31.5	437,401,077	4,196,992	0.0096	0.9904	62.16
32.5	433,316,956	3,622,951	0.0084	0.9916	61.57
33.5	429,471,489	3,661,011	0.0085	0.9915	61.05
34.5	414,334,356	3,137,002	0.0076	0.9924	60.53
35.5	394,007,735	2,646,174	0.0067	0.9933	60.07
36.5	372,237,733	1,847,732	0.0050	0.9950	59.67
37.5	351,525,006	1,732,997	0.0049	0.9951	59.37
38.5	330,893,392	1,428,008	0.0043	0.9957	59.08

THE CONNECTICUT LIGHT AND POWER COMPANY

ACCOUNT 365.00 OVERHEAD CONDUCTORS AND DEVICES

ORIGINAL LIFE TABLE, CONT.

PLACEMENT BAND 1901-2025 EXPERIENCE BAND 2001-2025

AGE AT BEGIN OF INTERVAL	EXPOSURES AT BEGINNING OF AGE INTERVAL	RETIREMENTS DURING AGE INTERVAL	RETMT RATIO	SURV RATIO	PCT SURV BEGIN OF INTERVAL
39.5	317,787,631	1,355,954	0.0043	0.9957	58.83
40.5	310,273,878	1,675,463	0.0054	0.9946	58.57
41.5	304,475,467	1,465,850	0.0048	0.9952	58.26
42.5	300,193,051	1,253,122	0.0042	0.9958	57.98
43.5	292,368,485	1,379,649	0.0047	0.9953	57.74
44.5	284,884,368	1,528,514	0.0054	0.9946	57.46
45.5	279,967,292	1,412,127	0.0050	0.9950	57.15
46.5	268,802,800	1,282,595	0.0048	0.9952	56.87
47.5	260,177,822	1,397,534	0.0054	0.9946	56.60
48.5	246,372,702	1,611,070	0.0065	0.9935	56.29
49.5	233,298,325	1,720,456	0.0074	0.9926	55.92
50.5	214,538,205	1,440,098	0.0067	0.9933	55.51
51.5	188,074,481	1,589,649	0.0085	0.9915	55.14
52.5	165,453,662	1,228,287	0.0074	0.9926	54.67
53.5	144,155,628	929,117	0.0064	0.9936	54.27
54.5	122,369,676	1,115,586	0.0091	0.9909	53.92
55.5	104,995,564	851,999	0.0081	0.9919	53.42
56.5	88,780,440	618,313	0.0070	0.9930	52.99
57.5	71,374,413	369,578	0.0052	0.9948	52.62
58.5	57,451,753	481,806	0.0084	0.9916	52.35
59.5	47,033,955	537,046	0.0114	0.9886	51.91
60.5	40,723,804	416,726	0.0102	0.9898	51.32
61.5	34,874,025	145,564	0.0042	0.9958	50.79
62.5	29,695,674	257,174	0.0087	0.9913	50.58
63.5	25,315,733	421,276	0.0166	0.9834	50.14
64.5	21,627,654	103,526	0.0048	0.9952	49.31
65.5	17,354,458	206,318	0.0119	0.9881	49.07
66.5	12,800,123	72,853	0.0057	0.9943	48.49
67.5	9,523,595	246,813	0.0259	0.9741	48.21
68.5	6,776,100	27,477	0.0041	0.9959	46.96
69.5	4,405,224	28,444	0.0065	0.9935	46.77
70.5	3,065,817	36,928	0.0120	0.9880	46.47
71.5	2,863,765	32,052	0.0112	0.9888	45.91
72.5	2,219,940	19,657	0.0089	0.9911	45.40
73.5	2,232,675	35,324	0.0158	0.9842	45.00
74.5	1,238,946	5,103	0.0041	0.9959	44.28
75.5	1,240,035	16,327	0.0132	0.9868	44.10
76.5	1,391,979	3,331	0.0024	0.9976	43.52
77.5	1,461,391	4,999	0.0034	0.9966	43.42
78.5	1,531,429	4,045	0.0026	0.9974	43.27

THE CONNECTICUT LIGHT AND POWER COMPANY

ACCOUNT 365.00 OVERHEAD CONDUCTORS AND DEVICES

ORIGINAL LIFE TABLE, CONT.

PLACEMENT BAND 1901-2025 EXPERIENCE BAND 2001-2025

AGE AT BEGIN OF INTERVAL	EXPOSURES AT BEGINNING OF AGE INTERVAL	RETIREMENTS DURING AGE INTERVAL	RETMT RATIO	SURV RATIO	PCT SURV BEGIN OF INTERVAL
79.5	1,608,217	1,681	0.0010	0.9990	43.15
80.5	1,239,932	148,791	0.1200	0.8800	43.11
81.5	1,164,871	189,746	0.1629	0.8371	37.94
82.5	1,004,045	140,390	0.1398	0.8602	31.76
83.5	927,213	399,204	0.4305	0.5695	27.32
84.5	569,156	235,817	0.4143	0.5857	15.56
85.5	383,136	170,899	0.4461	0.5539	9.11
86.5	265,998	150,497	0.5658	0.4342	5.05
87.5	109,654	35,471	0.3235	0.6765	2.19
88.5	66,291	9,161	0.1382	0.8618	1.48
89.5	51,045	2,680	0.0525	0.9475	1.28
90.5	36,626	1,518	0.0414	0.9586	1.21
91.5	37,561	2,233	0.0594	0.9406	1.16
92.5	31,633	1,339	0.0423	0.9577	1.09
93.5	30,172	894	0.0296	0.9704	1.05
94.5	28,595	455	0.0159	0.9841	1.01
95.5	25,643	190	0.0074	0.9926	1.00
96.5	15,898	113	0.0071	0.9929	0.99
97.5	15,263	670	0.0439	0.9561	0.98
98.5	13,849	539	0.0389	0.9611	0.94
99.5	13,844	56	0.0040	0.9960	0.90
100.5	13,637	143	0.0105	0.9895	0.90
101.5	12,737	211	0.0165	0.9835	0.89
102.5	12,295	87	0.0070	0.9930	0.88
103.5	12,324	9,311	0.7555	0.2445	0.87
104.5	3,904	72	0.0184	0.9816	0.21
105.5	4,340	143	0.0330	0.9670	0.21
106.5	3,534	405	0.1146	0.8854	0.20
107.5	3,127	490	0.1566	0.8434	0.18
108.5	2,637	59	0.0224	0.9776	0.15
109.5	2,092	51	0.0242	0.9758	0.15
110.5	2,041	3	0.0016	0.9984	0.14
111.5	1,275	19	0.0152	0.9848	0.14
112.5	1,256	23	0.0185	0.9815	0.14
113.5	1,232	108	0.0874	0.9126	0.14
114.5	1,125		0.0000	1.0000	0.13
115.5	1,125		0.0000	1.0000	0.13
116.5					0.13

THE CONNECTICUT LIGHT AND POWER COMPANY
ACCOUNT 366.00 UNDERGROUND CONDUIT
ORIGINAL AND SMOOTH SURVIVOR CURVES

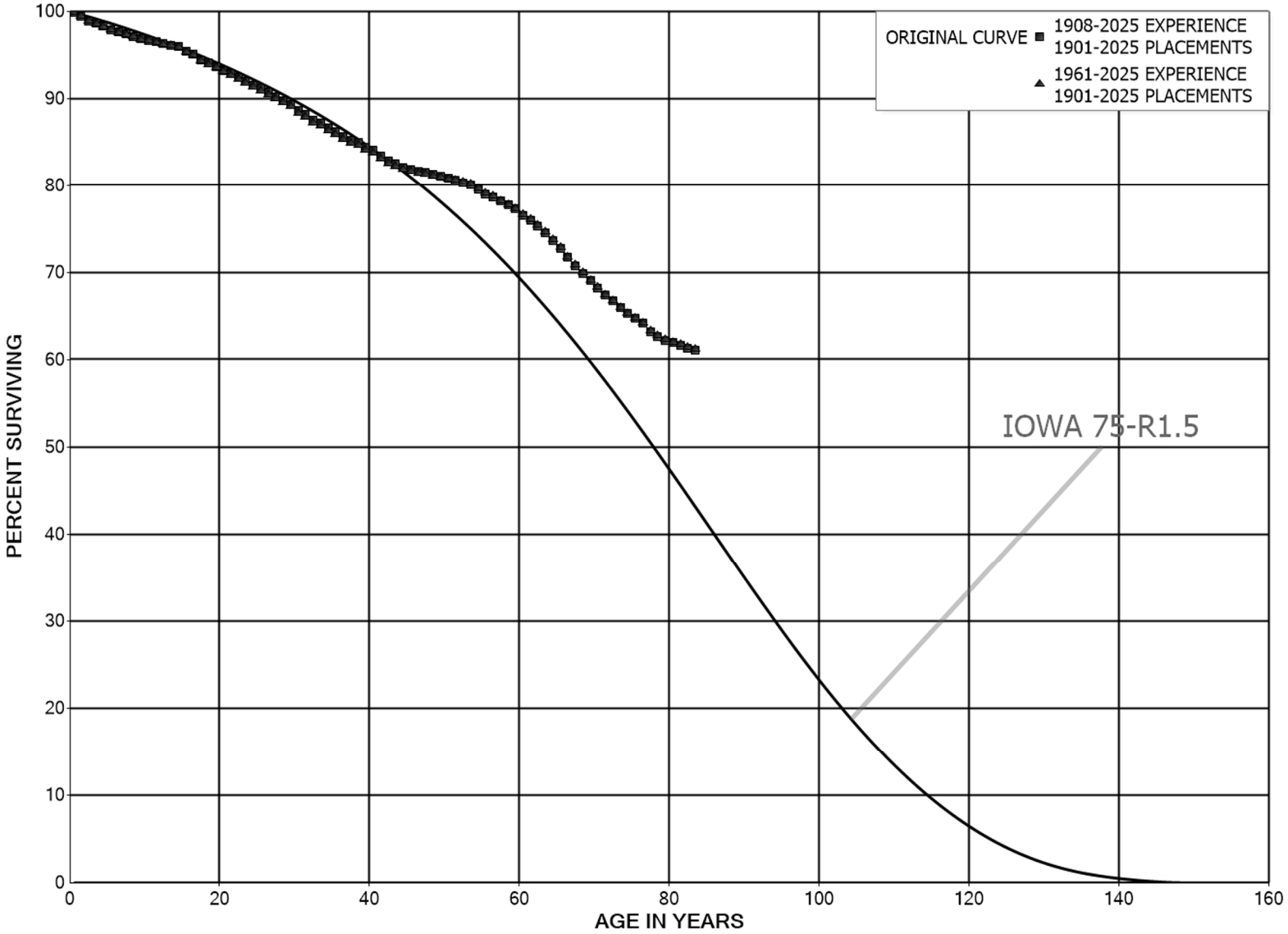

THE CONNECTICUT LIGHT AND POWER COMPANY

ACCOUNT 366.00 UNDERGROUND CONDUIT

ORIGINAL LIFE TABLE

PLACEMENT BAND 1901-2025 EXPERIENCE BAND 1908-2025

AGE AT BEGIN OF INTERVAL	EXPOSURES AT BEGINNING OF AGE INTERVAL	RETIREMENTS DURING AGE INTERVAL	RETMT RATIO	SURV RATIO	PCT SURV BEGIN OF INTERVAL
0.0	592,539,158	716,515	0.0012	0.9988	100.00
0.5	553,362,108	2,569,441	0.0046	0.9954	99.88
1.5	511,346,050	2,956,150	0.0058	0.9942	99.42
2.5	454,509,132	1,284,779	0.0028	0.9972	98.84
3.5	409,802,735	1,333,075	0.0033	0.9967	98.56
4.5	373,145,328	1,460,547	0.0039	0.9961	98.24
5.5	349,085,104	862,407	0.0025	0.9975	97.86
6.5	327,423,521	728,049	0.0022	0.9978	97.61
7.5	303,402,507	911,499	0.0030	0.9970	97.40
8.5	290,174,655	774,661	0.0027	0.9973	97.10
9.5	276,790,391	574,506	0.0021	0.9979	96.85
10.5	264,728,765	433,847	0.0016	0.9984	96.64
11.5	250,495,982	513,538	0.0021	0.9979	96.49
12.5	236,079,736	434,980	0.0018	0.9982	96.29
13.5	222,864,141	500,654	0.0022	0.9978	96.11
14.5	214,493,278	1,077,355	0.0050	0.9950	95.89
15.5	200,478,797	777,500	0.0039	0.9961	95.41
16.5	188,851,070	1,184,587	0.0063	0.9937	95.04
17.5	180,022,822	780,448	0.0043	0.9957	94.45
18.5	175,030,730	730,219	0.0042	0.9958	94.04
19.5	169,804,616	766,114	0.0045	0.9955	93.65
20.5	163,012,089	727,465	0.0045	0.9955	93.22
21.5	158,486,474	777,645	0.0049	0.9951	92.81
22.5	146,642,730	672,759	0.0046	0.9954	92.35
23.5	139,732,798	594,896	0.0043	0.9957	91.93
24.5	136,014,433	607,101	0.0045	0.9955	91.54
25.5	132,315,231	647,765	0.0049	0.9951	91.13
26.5	128,535,825	689,789	0.0054	0.9946	90.68
27.5	123,518,904	576,676	0.0047	0.9953	90.19
28.5	119,490,176	578,274	0.0048	0.9952	89.77
29.5	115,034,781	862,903	0.0075	0.9925	89.34
30.5	111,008,406	647,742	0.0058	0.9942	88.67
31.5	105,657,828	778,053	0.0074	0.9926	88.15
32.5	100,826,378	390,638	0.0039	0.9961	87.50
33.5	97,567,034	659,385	0.0068	0.9932	87.16
34.5	90,620,016	454,453	0.0050	0.9950	86.57
35.5	85,611,442	490,710	0.0057	0.9943	86.14
36.5	79,436,445	386,864	0.0049	0.9951	85.65
37.5	70,863,984	209,293	0.0030	0.9970	85.23
38.5	67,646,145	431,920	0.0064	0.9936	84.98

THE CONNECTICUT LIGHT AND POWER COMPANY

ACCOUNT 366.00 UNDERGROUND CONDUIT

ORIGINAL LIFE TABLE, CONT.

PLACEMENT BAND 1901-2025 EXPERIENCE BAND 1908-2025

AGE AT BEGIN OF INTERVAL	EXPOSURES AT BEGINNING OF AGE INTERVAL	RETIREMENTS DURING AGE INTERVAL	RETMT RATIO	SURV RATIO	PCT SURV BEGIN OF INTERVAL
39.5	63,422,274	305,228	0.0048	0.9952	84.44
40.5	61,866,834	452,318	0.0073	0.9927	84.03
41.5	60,197,814	409,315	0.0068	0.9932	83.41
42.5	56,047,630	223,027	0.0040	0.9960	82.85
43.5	54,325,747	285,693	0.0053	0.9947	82.52
44.5	50,858,095	149,348	0.0029	0.9971	82.08
45.5	46,525,192	108,046	0.0023	0.9977	81.84
46.5	45,752,755	88,269	0.0019	0.9981	81.65
47.5	39,201,402	122,787	0.0031	0.9969	81.50
48.5	34,897,961	73,934	0.0021	0.9979	81.24
49.5	33,351,885	95,069	0.0029	0.9971	81.07
50.5	31,168,179	77,111	0.0025	0.9975	80.84
51.5	28,831,894	109,236	0.0038	0.9962	80.64
52.5	26,414,170	81,960	0.0031	0.9969	80.33
53.5	24,519,238	174,322	0.0071	0.9929	80.08
54.5	22,431,433	149,532	0.0067	0.9933	79.51
55.5	20,453,033	97,526	0.0048	0.9952	78.98
56.5	19,149,047	114,180	0.0060	0.9940	78.61
57.5	17,513,297	102,110	0.0058	0.9942	78.14
58.5	16,464,144	91,403	0.0056	0.9944	77.68
59.5	14,883,777	138,516	0.0093	0.9907	77.25
60.5	13,275,964	92,459	0.0070	0.9930	76.53
61.5	11,960,045	114,238	0.0096	0.9904	76.00
62.5	11,036,336	109,177	0.0099	0.9901	75.27
63.5	10,253,188	123,949	0.0121	0.9879	74.53
64.5	9,632,058	114,347	0.0119	0.9881	73.63
65.5	9,291,035	135,517	0.0146	0.9854	72.75
66.5	8,728,051	115,189	0.0132	0.9868	71.69
67.5	8,327,420	102,877	0.0124	0.9876	70.75
68.5	7,802,948	95,688	0.0123	0.9877	69.87
69.5	6,831,070	80,604	0.0118	0.9882	69.01
70.5	6,642,321	83,142	0.0125	0.9875	68.20
71.5	6,166,956	61,372	0.0100	0.9900	67.35
72.5	5,602,710	65,495	0.0117	0.9883	66.68
73.5	5,090,450	47,933	0.0094	0.9906	65.90
74.5	4,880,229	45,060	0.0092	0.9908	65.28
75.5	4,629,749	37,313	0.0081	0.9919	64.67
76.5	4,289,873	62,403	0.0145	0.9855	64.15
77.5	3,856,665	36,502	0.0095	0.9905	63.22
78.5	3,544,107	22,184	0.0063	0.9937	62.62

THE CONNECTICUT LIGHT AND POWER COMPANY

ACCOUNT 366.00 UNDERGROUND CONDUIT

ORIGINAL LIFE TABLE, CONT.

PLACEMENT BAND 1901-2025 EXPERIENCE BAND 1908-2025

AGE AT BEGIN OF INTERVAL	EXPOSURES AT BEGINNING OF AGE INTERVAL	RETIREMENTS DURING AGE INTERVAL	RETMT RATIO	SURV RATIO	PCT SURV BEGIN OF INTERVAL
79.5	3,225,476	17,261	0.0054	0.9946	62.23
80.5	3,180,100	12,471	0.0039	0.9961	61.90
81.5	3,166,503	16,466	0.0052	0.9948	61.65
82.5	3,145,164	13,410	0.0043	0.9957	61.33
83.5	3,054,576	3,950	0.0013	0.9987	61.07
84.5	2,955,875	4,567	0.0015	0.9985	60.99
85.5	2,917,088	7,209	0.0025	0.9975	60.90
86.5	2,850,276	4,862	0.0017	0.9983	60.75
87.5	2,771,722	9,423	0.0034	0.9966	60.64
88.5	2,603,479	5,322	0.0020	0.9980	60.44
89.5	2,492,757	2,188	0.0009	0.9991	60.31
90.5	2,295,194	23,918	0.0104	0.9896	60.26
91.5	2,109,868	2,235	0.0011	0.9989	59.63
92.5	1,811,991	437	0.0002	0.9998	59.57
93.5	1,701,793	410	0.0002	0.9998	59.56
94.5	1,544,111	606	0.0004	0.9996	59.54
95.5	1,414,303	683	0.0005	0.9995	59.52
96.5	1,087,801	1,023	0.0009	0.9991	59.49
97.5	965,845	312	0.0003	0.9997	59.43
98.5	848,808	37	0.0000	1.0000	59.41
99.5	760,343	8	0.0000	1.0000	59.41
100.5	737,980		0.0000	1.0000	59.41
101.5	633,913	79	0.0001	0.9999	59.41
102.5	535,073	1,233	0.0023	0.9977	59.40
103.5	524,460	237	0.0005	0.9995	59.27
104.5	448,511	304	0.0007	0.9993	59.24
105.5	432,709		0.0000	1.0000	59.20
106.5	359,020		0.0000	1.0000	59.20
107.5	344,901	259	0.0008	0.9992	59.20
108.5	301,334		0.0000	1.0000	59.16
109.5	245,101		0.0000	1.0000	59.16
110.5	223,427		0.0000	1.0000	59.16
111.5	179,907		0.0000	1.0000	59.16
112.5	179,377		0.0000	1.0000	59.16
113.5	179,377		0.0000	1.0000	59.16
114.5	179,377		0.0000	1.0000	59.16
115.5	179,377		0.0000	1.0000	59.16
116.5	179,377		0.0000	1.0000	59.16
117.5					59.16

THE CONNECTICUT LIGHT AND POWER COMPANY

ACCOUNT 366.00 UNDERGROUND CONDUIT

ORIGINAL LIFE TABLE

PLACEMENT BAND 1901-2025 EXPERIENCE BAND 1961-2025

AGE AT BEGIN OF INTERVAL	EXPOSURES AT BEGINNING OF AGE INTERVAL	RETIREMENTS DURING AGE INTERVAL	RETMT RATIO	SURV RATIO	PCT SURV BEGIN OF INTERVAL
0.0	580,641,124	716,515	0.0012	0.9988	100.00
0.5	541,705,004	2,569,441	0.0047	0.9953	99.88
1.5	500,118,452	2,956,150	0.0059	0.9941	99.40
2.5	443,567,004	1,284,779	0.0029	0.9971	98.82
3.5	399,309,628	1,333,075	0.0033	0.9967	98.53
4.5	363,537,710	1,460,547	0.0040	0.9960	98.20
5.5	339,741,531	862,407	0.0025	0.9975	97.81
6.5	318,473,772	728,049	0.0023	0.9977	97.56
7.5	294,986,894	911,499	0.0031	0.9969	97.33
8.5	282,202,675	774,661	0.0027	0.9973	97.03
9.5	269,023,760	574,506	0.0021	0.9979	96.77
10.5	257,180,216	433,847	0.0017	0.9983	96.56
11.5	243,251,730	513,537	0.0021	0.9979	96.40
12.5	229,237,400	434,980	0.0019	0.9981	96.19
13.5	216,300,895	500,325	0.0023	0.9977	96.01
14.5	208,260,600	1,076,899	0.0052	0.9948	95.79
15.5	194,276,242	777,400	0.0040	0.9960	95.29
16.5	182,649,809	1,184,564	0.0065	0.9935	94.91
17.5	173,826,884	779,680	0.0045	0.9955	94.30
18.5	168,918,306	730,198	0.0043	0.9957	93.87
19.5	163,794,918	765,733	0.0047	0.9953	93.47
20.5	157,043,720	727,120	0.0046	0.9954	93.03
21.5	152,589,813	776,916	0.0051	0.9949	92.60
22.5	140,834,788	670,489	0.0048	0.9952	92.13
23.5	134,118,026	594,107	0.0044	0.9956	91.69
24.5	130,529,369	605,925	0.0046	0.9954	91.28
25.5	127,011,498	647,200	0.0051	0.9949	90.86
26.5	123,455,977	686,186	0.0056	0.9944	90.40
27.5	118,863,131	572,075	0.0048	0.9952	89.90
28.5	115,017,405	566,241	0.0049	0.9951	89.46
29.5	110,857,771	853,185	0.0077	0.9923	89.02
30.5	107,120,611	645,214	0.0060	0.9940	88.34
31.5	102,300,602	761,170	0.0074	0.9926	87.81
32.5	97,754,947	366,704	0.0038	0.9962	87.15
33.5	94,770,926	649,203	0.0069	0.9931	86.82
34.5	88,057,592	451,919	0.0051	0.9949	86.23
35.5	83,149,085	483,695	0.0058	0.9942	85.79
36.5	77,292,664	383,529	0.0050	0.9950	85.29
37.5	68,974,346	188,743	0.0027	0.9973	84.87
38.5	65,814,902	420,018	0.0064	0.9936	84.63

THE CONNECTICUT LIGHT AND POWER COMPANY

ACCOUNT 366.00 UNDERGROUND CONDUIT

ORIGINAL LIFE TABLE, CONT.

PLACEMENT BAND 1901-2025 EXPERIENCE BAND 1961-2025

AGE AT BEGIN OF INTERVAL	EXPOSURES AT BEGINNING OF AGE INTERVAL	RETIREMENTS DURING AGE INTERVAL	RETMT RATIO	SURV RATIO	PCT SURV BEGIN OF INTERVAL
39.5	61,805,422	294,843	0.0048	0.9952	84.09
40.5	60,323,377	423,948	0.0070	0.9930	83.69
41.5	58,967,142	397,103	0.0067	0.9933	83.10
42.5	54,898,223	209,689	0.0038	0.9962	82.54
43.5	53,338,607	269,395	0.0051	0.9949	82.23
44.5	50,084,634	133,526	0.0027	0.9973	81.81
45.5	45,850,168	93,652	0.0020	0.9980	81.60
46.5	45,227,390	69,553	0.0015	0.9985	81.43
47.5	38,712,434	105,743	0.0027	0.9973	81.30
48.5	34,426,117	67,249	0.0020	0.9980	81.08
49.5	32,886,727	62,967	0.0019	0.9981	80.92
50.5	30,736,266	46,622	0.0015	0.9985	80.77
51.5	28,430,469	83,863	0.0029	0.9971	80.65
52.5	26,414,170	81,960	0.0031	0.9969	80.41
53.5	24,519,238	174,322	0.0071	0.9929	80.16
54.5	22,431,433	149,532	0.0067	0.9933	79.59
55.5	20,453,033	97,526	0.0048	0.9952	79.06
56.5	19,149,047	114,180	0.0060	0.9940	78.68
57.5	17,513,297	102,110	0.0058	0.9942	78.21
58.5	16,464,144	91,403	0.0056	0.9944	77.76
59.5	14,883,777	138,516	0.0093	0.9907	77.32
60.5	13,275,964	92,459	0.0070	0.9930	76.60
61.5	11,960,045	114,238	0.0096	0.9904	76.07
62.5	11,036,336	109,177	0.0099	0.9901	75.34
63.5	10,253,188	123,949	0.0121	0.9879	74.60
64.5	9,632,058	114,347	0.0119	0.9881	73.70
65.5	9,291,035	135,517	0.0146	0.9854	72.82
66.5	8,728,051	115,189	0.0132	0.9868	71.76
67.5	8,327,420	102,877	0.0124	0.9876	70.81
68.5	7,802,948	95,688	0.0123	0.9877	69.94
69.5	6,831,070	80,604	0.0118	0.9882	69.08
70.5	6,642,321	83,142	0.0125	0.9875	68.27
71.5	6,166,956	61,372	0.0100	0.9900	67.41
72.5	5,602,710	65,495	0.0117	0.9883	66.74
73.5	5,090,450	47,933	0.0094	0.9906	65.96
74.5	4,880,229	45,060	0.0092	0.9908	65.34
75.5	4,629,749	37,313	0.0081	0.9919	64.74
76.5	4,289,873	62,403	0.0145	0.9855	64.21
77.5	3,856,665	36,502	0.0095	0.9905	63.28
78.5	3,544,107	22,184	0.0063	0.9937	62.68

THE CONNECTICUT LIGHT AND POWER COMPANY

ACCOUNT 366.00 UNDERGROUND CONDUIT

ORIGINAL LIFE TABLE, CONT.

PLACEMENT BAND 1901-2025 EXPERIENCE BAND 1961-2025

AGE AT BEGIN OF INTERVAL	EXPOSURES AT BEGINNING OF AGE INTERVAL	RETIREMENTS DURING AGE INTERVAL	RETMT RATIO	SURV RATIO	PCT SURV BEGIN OF INTERVAL
79.5	3,225,476	17,261	0.0054	0.9946	62.29
80.5	3,180,100	12,471	0.0039	0.9961	61.95
81.5	3,166,503	16,466	0.0052	0.9948	61.71
82.5	3,145,164	13,410	0.0043	0.9957	61.39
83.5	3,054,576	3,950	0.0013	0.9987	61.13
84.5	2,955,875	4,567	0.0015	0.9985	61.05
85.5	2,917,088	7,209	0.0025	0.9975	60.96
86.5	2,850,276	4,862	0.0017	0.9983	60.81
87.5	2,771,722	9,423	0.0034	0.9966	60.70
88.5	2,603,479	5,322	0.0020	0.9980	60.50
89.5	2,492,757	2,188	0.0009	0.9991	60.37
90.5	2,295,194	23,918	0.0104	0.9896	60.32
91.5	2,109,868	2,235	0.0011	0.9989	59.69
92.5	1,811,991	437	0.0002	0.9998	59.63
93.5	1,701,793	410	0.0002	0.9998	59.61
94.5	1,544,111	606	0.0004	0.9996	59.60
95.5	1,414,303	683	0.0005	0.9995	59.57
96.5	1,087,801	1,023	0.0009	0.9991	59.55
97.5	965,845	312	0.0003	0.9997	59.49
98.5	848,808	37	0.0000	1.0000	59.47
99.5	760,343	8	0.0000	1.0000	59.47
100.5	737,980		0.0000	1.0000	59.47
101.5	633,913	79	0.0001	0.9999	59.47
102.5	535,073	1,233	0.0023	0.9977	59.46
103.5	524,460	237	0.0005	0.9995	59.32
104.5	448,511	304	0.0007	0.9993	59.30
105.5	432,709		0.0000	1.0000	59.26
106.5	359,020		0.0000	1.0000	59.26
107.5	344,901	259	0.0008	0.9992	59.26
108.5	301,334		0.0000	1.0000	59.21
109.5	245,101		0.0000	1.0000	59.21
110.5	223,427		0.0000	1.0000	59.21
111.5	179,907		0.0000	1.0000	59.21
112.5	179,377		0.0000	1.0000	59.21
113.5	179,377		0.0000	1.0000	59.21
114.5	179,377		0.0000	1.0000	59.21
115.5	179,377		0.0000	1.0000	59.21
116.5	179,377		0.0000	1.0000	59.21
117.5					59.21

THE CONNECTICUT LIGHT AND POWER COMPANY
ACCOUNT 367.00 UNDERGROUND CONDUCTORS AND DEVICES
ORIGINAL AND SMOOTH SURVIVOR CURVES

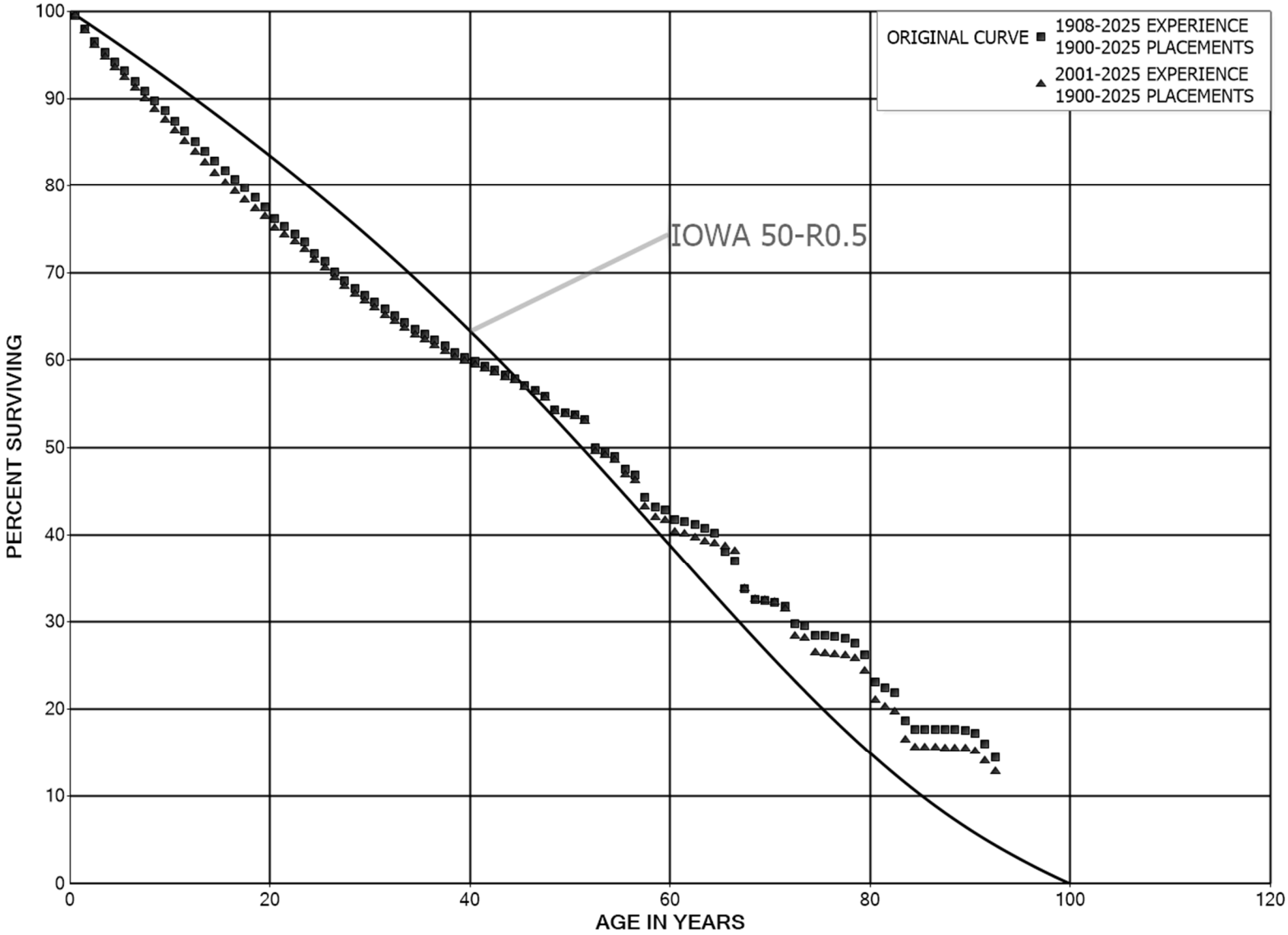

THE CONNECTICUT LIGHT AND POWER COMPANY

ACCOUNT 367.00 UNDERGROUND CONDUCTORS AND DEVICES

ORIGINAL LIFE TABLE

PLACEMENT BAND 1900-2025 EXPERIENCE BAND 1908-2025

AGE AT BEGIN OF INTERVAL	EXPOSURES AT BEGINNING OF AGE INTERVAL	RETIREMENTS DURING AGE INTERVAL	RETMT RATIO	SURV RATIO	PCT SURV BEGIN OF INTERVAL
0.0	1,662,191,118	7,718,782	0.0046	0.9954	100.00
0.5	1,575,242,758	25,264,932	0.0160	0.9840	99.54
1.5	1,471,205,034	21,389,238	0.0145	0.9855	97.94
2.5	1,375,001,721	16,929,371	0.0123	0.9877	96.52
3.5	1,304,870,083	15,549,231	0.0119	0.9881	95.33
4.5	1,235,169,872	13,626,715	0.0110	0.9890	94.19
5.5	1,162,615,258	14,885,842	0.0128	0.9872	93.15
6.5	1,075,256,750	13,093,638	0.0122	0.9878	91.96
7.5	1,014,090,945	12,349,085	0.0122	0.9878	90.84
8.5	967,746,598	12,439,926	0.0129	0.9871	89.73
9.5	919,740,145	12,212,191	0.0133	0.9867	88.58
10.5	873,581,207	11,038,884	0.0126	0.9874	87.40
11.5	824,060,817	11,633,270	0.0141	0.9859	86.30
12.5	775,409,399	10,178,680	0.0131	0.9869	85.08
13.5	716,463,907	9,989,357	0.0139	0.9861	83.96
14.5	676,609,227	8,835,282	0.0131	0.9869	82.79
15.5	630,599,353	7,787,034	0.0123	0.9877	81.71
16.5	575,781,112	7,164,193	0.0124	0.9876	80.70
17.5	523,815,794	7,221,073	0.0138	0.9862	79.70
18.5	487,799,091	7,068,687	0.0145	0.9855	78.60
19.5	446,100,345	7,230,592	0.0162	0.9838	77.46
20.5	405,807,447	4,900,543	0.0121	0.9879	76.21
21.5	368,588,290	4,136,605	0.0112	0.9888	75.29
22.5	334,758,407	4,426,992	0.0132	0.9868	74.44
23.5	305,956,353	5,400,866	0.0177	0.9823	73.46
24.5	285,265,241	3,638,969	0.0128	0.9872	72.16
25.5	270,694,698	4,299,367	0.0159	0.9841	71.24
26.5	256,639,182	3,642,251	0.0142	0.9858	70.11
27.5	241,498,081	3,141,717	0.0130	0.9870	69.11
28.5	224,227,815	2,568,715	0.0115	0.9885	68.21
29.5	209,316,179	2,574,489	0.0123	0.9877	67.43
30.5	196,009,551	2,387,680	0.0122	0.9878	66.60
31.5	183,710,659	2,094,572	0.0114	0.9886	65.79
32.5	169,187,920	2,052,820	0.0121	0.9879	65.04
33.5	161,332,342	1,847,728	0.0115	0.9885	64.25
34.5	146,907,301	1,417,048	0.0096	0.9904	63.52
35.5	134,767,065	1,411,446	0.0105	0.9895	62.90
36.5	124,680,534	1,328,333	0.0107	0.9893	62.24
37.5	104,759,304	1,321,742	0.0126	0.9874	61.58
38.5	92,704,929	733,371	0.0079	0.9921	60.80

THE CONNECTICUT LIGHT AND POWER COMPANY

ACCOUNT 367.00 UNDERGROUND CONDUCTORS AND DEVICES

ORIGINAL LIFE TABLE, CONT.

PLACEMENT BAND 1900-2025 EXPERIENCE BAND 1908-2025

AGE AT BEGIN OF INTERVAL	EXPOSURES AT BEGINNING OF AGE INTERVAL	RETIREMENTS DURING AGE INTERVAL	RETMT RATIO	SURV RATIO	PCT SURV BEGIN OF INTERVAL
39.5	82,310,561	594,959	0.0072	0.9928	60.32
40.5	73,874,388	685,517	0.0093	0.9907	59.89
41.5	65,113,700	553,977	0.0085	0.9915	59.33
42.5	59,902,748	567,708	0.0095	0.9905	58.83
43.5	54,789,815	403,313	0.0074	0.9926	58.27
44.5	51,619,506	662,947	0.0128	0.9872	57.84
45.5	48,224,114	533,530	0.0111	0.9889	57.10
46.5	46,963,374	516,690	0.0110	0.9890	56.47
47.5	42,086,908	1,179,107	0.0280	0.9720	55.84
48.5	36,573,707	202,997	0.0056	0.9944	54.28
49.5	32,766,830	154,650	0.0047	0.9953	53.98
50.5	29,300,257	293,635	0.0100	0.9900	53.72
51.5	24,872,370	1,490,300	0.0599	0.9401	53.19
52.5	21,586,827	200,467	0.0093	0.9907	50.00
53.5	18,794,140	199,839	0.0106	0.9894	49.53
54.5	16,821,380	518,460	0.0308	0.9692	49.01
55.5	14,305,619	185,993	0.0130	0.9870	47.50
56.5	12,458,675	693,401	0.0557	0.9443	46.88
57.5	10,321,185	243,336	0.0236	0.9764	44.27
58.5	8,865,665	73,791	0.0083	0.9917	43.23
59.5	7,650,819	202,216	0.0264	0.9736	42.87
60.5	5,849,280	28,682	0.0049	0.9951	41.73
61.5	5,243,491	48,352	0.0092	0.9908	41.53
62.5	5,191,258	54,785	0.0106	0.9894	41.15
63.5	4,924,379	59,201	0.0120	0.9880	40.71
64.5	4,761,984	254,812	0.0535	0.9465	40.22
65.5	4,271,342	120,450	0.0282	0.9718	38.07
66.5	4,111,063	359,219	0.0874	0.9126	37.00
67.5	3,579,218	131,803	0.0368	0.9632	33.76
68.5	2,998,314	11,997	0.0040	0.9960	32.52
69.5	2,573,474	15,892	0.0062	0.9938	32.39
70.5	2,605,065	42,116	0.0162	0.9838	32.19
71.5	2,551,292	159,444	0.0625	0.9375	31.67
72.5	2,248,142	10,800	0.0048	0.9952	29.69
73.5	2,203,136	82,075	0.0373	0.9627	29.55
74.5	1,984,061	6,775	0.0034	0.9966	28.45
75.5	1,913,851	5,031	0.0026	0.9974	28.35
76.5	1,633,529	11,762	0.0072	0.9928	28.28
77.5	1,622,067	34,789	0.0214	0.9786	28.07
78.5	1,492,540	71,243	0.0477	0.9523	27.47

THE CONNECTICUT LIGHT AND POWER COMPANY

ACCOUNT 367.00 UNDERGROUND CONDUCTORS AND DEVICES

ORIGINAL LIFE TABLE, CONT.

PLACEMENT BAND 1900-2025 EXPERIENCE BAND 1908-2025

AGE AT BEGIN OF INTERVAL	EXPOSURES AT BEGINNING OF AGE INTERVAL	RETIREMENTS DURING AGE INTERVAL	RETMT RATIO	SURV RATIO	PCT SURV BEGIN OF INTERVAL
79.5	1,304,583	154,303	0.1183	0.8817	26.16
80.5	1,149,008	34,986	0.0304	0.9696	23.07
81.5	1,114,022	28,901	0.0259	0.9741	22.36
82.5	1,085,121	158,077	0.1457	0.8543	21.78
83.5	910,212	46,003	0.0505	0.9495	18.61
84.5	851,901	897	0.0011	0.9989	17.67
85.5	839,239	1,338	0.0016	0.9984	17.65
86.5	837,901	1,598	0.0019	0.9981	17.62
87.5	832,413	1,198	0.0014	0.9986	17.59
88.5	825,526	1,756	0.0021	0.9979	17.56
89.5	823,770	19,050	0.0231	0.9769	17.53
90.5	798,838	55,989	0.0701	0.9299	17.12
91.5	732,115	67,651	0.0924	0.9076	15.92
92.5	616,967	8,093	0.0131	0.9869	14.45
93.5	605,348	2,970	0.0049	0.9951	14.26
94.5	526,606	498	0.0009	0.9991	14.19
95.5	494,849	613	0.0012	0.9988	14.18
96.5	494,236	1,260	0.0026	0.9974	14.16
97.5	480,791	363	0.0008	0.9992	14.12
98.5	432,766	399	0.0009	0.9991	14.11
99.5	370,012	10	0.0000	1.0000	14.10
100.5	333,808	40	0.0001	0.9999	14.10
101.5	252,767	520	0.0021	0.9979	14.10
102.5	229,648	962	0.0042	0.9958	14.07
103.5	202,132	657	0.0033	0.9967	14.01
104.5	145,673	509	0.0035	0.9965	13.96
105.5	131,601	2,182	0.0166	0.9834	13.91
106.5	115,347	1,310	0.0114	0.9886	13.68
107.5	102,195	18	0.0002	0.9998	13.53
108.5	54,254		0.0000	1.0000	13.53
109.5	24,227		0.0000	1.0000	13.53
110.5	11,147		0.0000	1.0000	13.53
111.5	1,118	1,118	1.0000		13.53
112.5	1,327		0.0000	1.0000	
113.5	1,327		0.0000		
114.5	1,327		0.0000		
115.5	1,327		0.0000		
116.5	1,327		0.0000		
117.5	1,327		0.0000		
118.5	1,327	1,327	1.0000		
119.5					

THE CONNECTICUT LIGHT AND POWER COMPANY

ACCOUNT 367.00 UNDERGROUND CONDUCTORS AND DEVICES

ORIGINAL LIFE TABLE

PLACEMENT BAND 1900-2025 EXPERIENCE BAND 2001-2025

AGE AT BEGIN OF INTERVAL	EXPOSURES AT BEGINNING OF AGE INTERVAL	RETIREMENTS DURING AGE INTERVAL	RETMT RATIO	SURV RATIO	PCT SURV BEGIN OF INTERVAL
0.0	1,296,901,168	6,602,942	0.0051	0.9949	100.00
0.5	1,226,403,478	22,373,868	0.0182	0.9818	99.49
1.5	1,138,819,896	18,890,700	0.0166	0.9834	97.68
2.5	1,061,577,738	14,267,312	0.0134	0.9866	96.06
3.5	1,016,310,911	13,110,011	0.0129	0.9871	94.76
4.5	965,379,122	11,334,643	0.0117	0.9883	93.54
5.5	908,490,811	12,595,837	0.0139	0.9861	92.44
6.5	836,540,901	11,176,983	0.0134	0.9866	91.16
7.5	795,219,459	10,633,169	0.0134	0.9866	89.94
8.5	758,821,817	10,655,813	0.0140	0.9860	88.74
9.5	729,116,925	10,222,860	0.0140	0.9860	87.50
10.5	699,189,851	9,709,144	0.0139	0.9861	86.27
11.5	664,261,803	10,075,832	0.0152	0.9848	85.07
12.5	638,390,505	8,952,378	0.0140	0.9860	83.78
13.5	593,907,211	8,616,438	0.0145	0.9855	82.61
14.5	567,153,930	7,680,552	0.0135	0.9865	81.41
15.5	532,574,130	6,816,673	0.0128	0.9872	80.30
16.5	487,991,768	6,103,812	0.0125	0.9875	79.28
17.5	445,084,087	5,662,698	0.0127	0.9873	78.29
18.5	415,772,211	5,051,004	0.0121	0.9879	77.29
19.5	379,171,130	6,231,154	0.0164	0.9836	76.35
20.5	343,359,655	3,665,395	0.0107	0.9893	75.10
21.5	308,474,874	3,349,254	0.0109	0.9891	74.29
22.5	281,076,056	3,314,948	0.0118	0.9882	73.49
23.5	259,484,193	4,565,683	0.0176	0.9824	72.62
24.5	243,894,709	2,936,270	0.0120	0.9880	71.34
25.5	234,183,516	3,608,380	0.0154	0.9846	70.48
26.5	224,885,935	3,277,857	0.0146	0.9854	69.40
27.5	213,551,205	2,757,626	0.0129	0.9871	68.39
28.5	199,403,280	2,298,669	0.0115	0.9885	67.50
29.5	187,070,055	2,254,230	0.0121	0.9879	66.72
30.5	176,379,144	2,151,027	0.0122	0.9878	65.92
31.5	166,232,192	1,917,381	0.0115	0.9885	65.12
32.5	153,706,129	1,832,341	0.0119	0.9881	64.37
33.5	147,634,687	1,685,327	0.0114	0.9886	63.60
34.5	134,658,303	1,275,737	0.0095	0.9905	62.87
35.5	125,075,197	1,253,275	0.0100	0.9900	62.28
36.5	115,804,854	1,215,077	0.0105	0.9895	61.65
37.5	97,090,821	1,215,758	0.0125	0.9875	61.01
38.5	85,711,552	627,128	0.0073	0.9927	60.24

THE CONNECTICUT LIGHT AND POWER COMPANY

ACCOUNT 367.00 UNDERGROUND CONDUCTORS AND DEVICES

ORIGINAL LIFE TABLE, CONT.

PLACEMENT BAND 1900-2025 EXPERIENCE BAND 2001-2025

AGE AT BEGIN OF INTERVAL	EXPOSURES AT BEGINNING OF AGE INTERVAL	RETIREMENTS DURING AGE INTERVAL	RETMT RATIO	SURV RATIO	PCT SURV BEGIN OF INTERVAL
39.5	75,630,277	488,212	0.0065	0.9935	59.80
40.5	67,692,005	564,000	0.0083	0.9917	59.42
41.5	59,142,352	470,918	0.0080	0.9920	58.92
42.5	54,328,724	487,516	0.0090	0.9910	58.45
43.5	49,863,419	303,453	0.0061	0.9939	57.93
44.5	47,230,774	575,580	0.0122	0.9878	57.57
45.5	43,989,943	487,745	0.0111	0.9889	56.87
46.5	43,026,894	453,348	0.0105	0.9895	56.24
47.5	38,766,259	1,135,268	0.0293	0.9707	55.65
48.5	33,451,058	167,262	0.0050	0.9950	54.02
49.5	29,830,470	121,836	0.0041	0.9959	53.75
50.5	26,411,773	271,154	0.0103	0.9897	53.53
51.5	22,354,731	1,469,456	0.0657	0.9343	52.98
52.5	19,157,251	183,968	0.0096	0.9904	49.50
53.5	16,486,383	176,407	0.0107	0.9893	49.02
54.5	14,773,003	502,530	0.0340	0.9660	48.50
55.5	12,285,526	172,723	0.0141	0.9859	46.85
56.5	10,451,892	680,556	0.0651	0.9349	46.19
57.5	8,327,283	230,387	0.0277	0.9723	43.18
58.5	6,902,145	59,307	0.0086	0.9914	41.99
59.5	5,732,167	189,196	0.0330	0.9670	41.63
60.5	3,944,571	16,951	0.0043	0.9957	40.25
61.5	3,351,060	36,948	0.0110	0.9890	40.08
62.5	3,316,573	43,054	0.0130	0.9870	39.64
63.5	3,071,304	9,564	0.0031	0.9969	39.12
64.5	2,951,612	28,015	0.0095	0.9905	39.00
65.5	2,693,547	39,996	0.0148	0.9852	38.63
66.5	2,631,074	296,330	0.1126	0.8874	38.06
67.5	2,236,630	82,693	0.0370	0.9630	33.77
68.5	1,709,232	6,491	0.0038	0.9962	32.52
69.5	1,368,399	8,155	0.0060	0.9940	32.40
70.5	1,444,664	38,546	0.0267	0.9733	32.21
71.5	1,591,213	156,891	0.0986	0.9014	31.35
72.5	1,349,186	8,697	0.0064	0.9936	28.26
73.5	1,361,092	80,648	0.0593	0.9407	28.07
74.5	1,206,664	6,116	0.0051	0.9949	26.41
75.5	1,206,391	4,614	0.0038	0.9962	26.28
76.5	1,185,234	5,598	0.0047	0.9953	26.18
77.5	1,289,846	15,217	0.0118	0.9882	26.05
78.5	1,248,390	71,243	0.0571	0.9429	25.75

THE CONNECTICUT LIGHT AND POWER COMPANY

ACCOUNT 367.00 UNDERGROUND CONDUCTORS AND DEVICES

ORIGINAL LIFE TABLE, CONT.

PLACEMENT BAND 1900-2025 EXPERIENCE BAND 2001-2025

AGE AT BEGIN OF INTERVAL	EXPOSURES AT BEGINNING OF AGE INTERVAL	RETIREMENTS DURING AGE INTERVAL	RETMT RATIO	SURV RATIO	PCT SURV BEGIN OF INTERVAL
79.5	1,116,851	154,303	0.1382	0.8618	24.28
80.5	975,620	34,986	0.0359	0.9641	20.92
81.5	967,899	28,193	0.0291	0.9709	20.17
82.5	973,523	158,077	0.1624	0.8376	19.58
83.5	848,659	46,003	0.0542	0.9458	16.40
84.5	820,512	897	0.0011	0.9989	15.51
85.5	821,070	1,338	0.0016	0.9984	15.50
86.5	832,423	1,598	0.0019	0.9981	15.47
87.5	828,495	1,198	0.0014	0.9986	15.44
88.5	821,608	1,756	0.0021	0.9979	15.42
89.5	819,852	19,050	0.0232	0.9768	15.39
90.5	794,920	55,989	0.0704	0.9296	15.03
91.5	728,198	67,651	0.0929	0.9071	13.97
92.5	616,967	8,093	0.0131	0.9869	12.67
93.5	605,348	2,970	0.0049	0.9951	12.51
94.5	526,606	498	0.0009	0.9991	12.45
95.5	494,849	613	0.0012	0.9988	12.43
96.5	494,236	1,260	0.0026	0.9974	12.42
97.5	480,791	363	0.0008	0.9992	12.39
98.5	432,766	399	0.0009	0.9991	12.38
99.5	370,012	10	0.0000	1.0000	12.37
100.5	333,808	40	0.0001	0.9999	12.37
101.5	252,767	520	0.0021	0.9979	12.36
102.5	229,648	962	0.0042	0.9958	12.34
103.5	202,132	657	0.0033	0.9967	12.29
104.5	145,673	509	0.0035	0.9965	12.25
105.5	131,601	2,182	0.0166	0.9834	12.20
106.5	115,347	1,310	0.0114	0.9886	12.00
107.5	102,195	18	0.0002	0.9998	11.87
108.5	54,254		0.0000	1.0000	11.86
109.5	24,227		0.0000	1.0000	11.86
110.5	11,147		0.0000	1.0000	11.86
111.5	1,118	1,118	1.0000		11.86
112.5	1,327		0.0000	1.0000	
113.5	1,327		0.0000		
114.5	1,327		0.0000		
115.5	1,327		0.0000		
116.5	1,327		0.0000		
117.5	1,327		0.0000		
118.5	1,327	1,327	1.0000		
119.5					

THE CONNECTICUT LIGHT AND POWER COMPANY
ACCOUNT 368.00 LINE TRANSFORMERS
ORIGINAL AND SMOOTH SURVIVOR CURVES

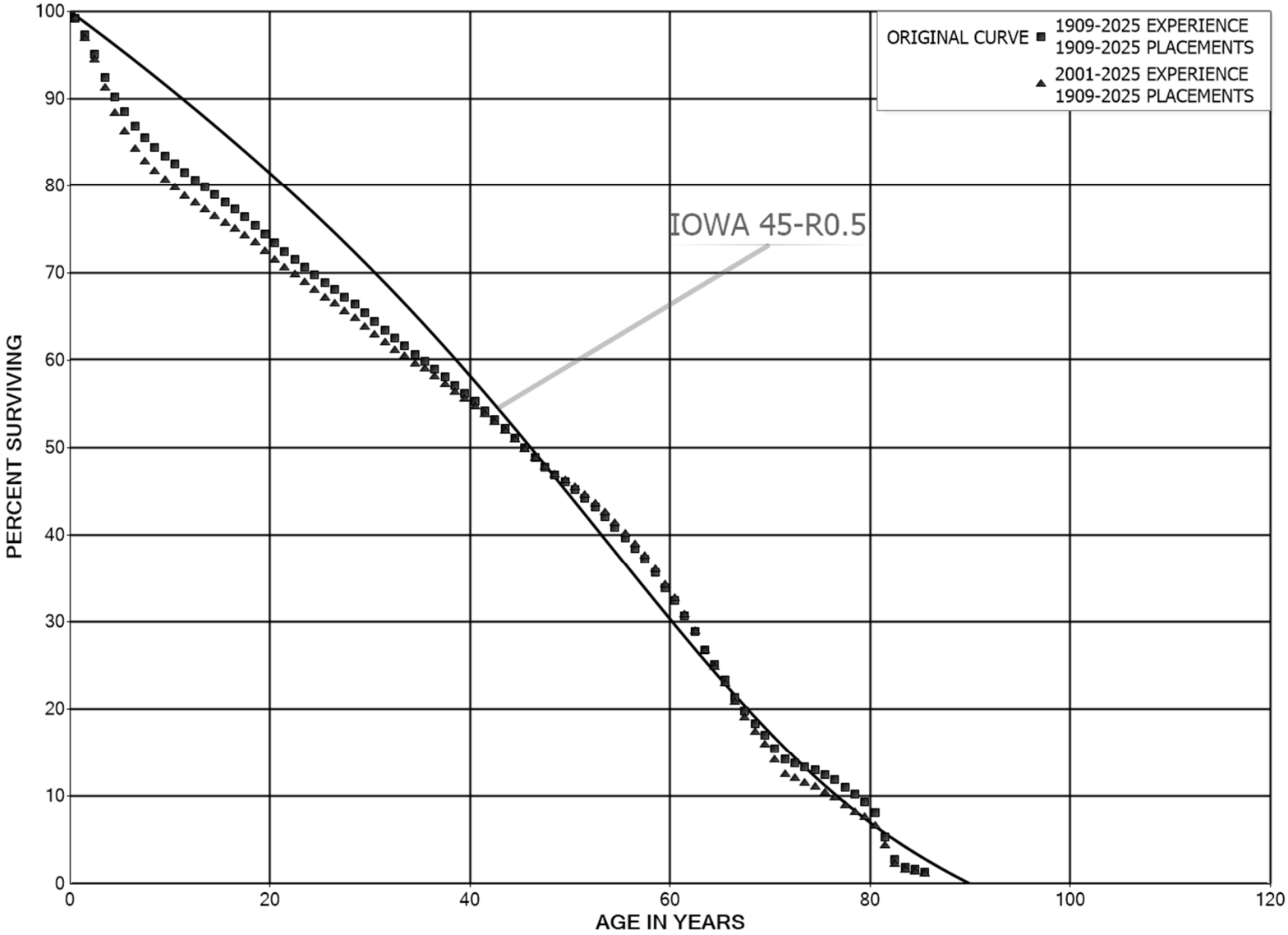

THE CONNECTICUT LIGHT AND POWER COMPANY

ACCOUNT 368.00 LINE TRANSFORMERS

ORIGINAL LIFE TABLE

PLACEMENT BAND 1909-2025 EXPERIENCE BAND 1909-2025

AGE AT BEGIN OF INTERVAL	EXPOSURES AT BEGINNING OF AGE INTERVAL	RETIREMENTS DURING AGE INTERVAL	RETMT RATIO	SURV RATIO	PCT SURV BEGIN OF INTERVAL
0.0	1,261,280,562	9,838,885	0.0078	0.9922	100.00
0.5	1,176,684,122	22,947,406	0.0195	0.9805	99.22
1.5	1,100,618,331	25,605,273	0.0233	0.9767	97.28
2.5	1,035,863,845	28,210,418	0.0272	0.9728	95.02
3.5	966,810,679	23,096,322	0.0239	0.9761	92.43
4.5	914,129,539	17,723,376	0.0194	0.9806	90.23
5.5	871,302,770	16,265,255	0.0187	0.9813	88.48
6.5	831,952,265	12,475,558	0.0150	0.9850	86.82
7.5	793,938,188	10,446,477	0.0132	0.9868	85.52
8.5	752,116,521	8,715,251	0.0116	0.9884	84.40
9.5	722,126,052	7,882,301	0.0109	0.9891	83.42
10.5	696,267,660	8,497,816	0.0122	0.9878	82.51
11.5	671,185,908	6,930,245	0.0103	0.9897	81.50
12.5	641,141,529	6,857,269	0.0107	0.9893	80.66
13.5	607,313,346	6,511,669	0.0107	0.9893	79.80
14.5	566,037,277	6,219,375	0.0110	0.9890	78.94
15.5	526,403,914	5,591,801	0.0106	0.9894	78.07
16.5	498,203,868	5,636,272	0.0113	0.9887	77.25
17.5	470,494,060	5,746,442	0.0122	0.9878	76.37
18.5	442,427,905	6,195,822	0.0140	0.9860	75.44
19.5	411,540,812	5,570,030	0.0135	0.9865	74.38
20.5	395,116,945	5,111,047	0.0129	0.9871	73.38
21.5	375,492,780	4,531,652	0.0121	0.9879	72.43
22.5	354,945,723	4,479,112	0.0126	0.9874	71.55
23.5	338,442,931	4,453,573	0.0132	0.9868	70.65
24.5	323,447,266	3,922,071	0.0121	0.9879	69.72
25.5	308,282,049	3,485,367	0.0113	0.9887	68.87
26.5	292,331,365	3,974,485	0.0136	0.9864	68.10
27.5	279,348,441	3,320,653	0.0119	0.9881	67.17
28.5	265,355,758	4,020,271	0.0152	0.9848	66.37
29.5	252,671,219	3,825,120	0.0151	0.9849	65.37
30.5	239,405,142	3,605,918	0.0151	0.9849	64.38
31.5	219,340,345	3,260,265	0.0149	0.9851	63.41
32.5	215,439,160	3,050,118	0.0142	0.9858	62.46
33.5	202,846,170	3,091,505	0.0152	0.9848	61.58
34.5	192,086,835	2,400,698	0.0125	0.9875	60.64
35.5	181,432,715	2,754,911	0.0152	0.9848	59.88
36.5	168,094,138	2,745,788	0.0163	0.9837	58.97
37.5	151,382,002	2,461,795	0.0163	0.9837	58.01
38.5	135,275,786	2,066,719	0.0153	0.9847	57.07

THE CONNECTICUT LIGHT AND POWER COMPANY

ACCOUNT 368.00 LINE TRANSFORMERS

ORIGINAL LIFE TABLE, CONT.

PLACEMENT BAND 1909-2025 EXPERIENCE BAND 1909-2025

AGE AT BEGIN OF INTERVAL	EXPOSURES AT BEGINNING OF AGE INTERVAL	RETIREMENTS DURING AGE INTERVAL	RETMT RATIO	SURV RATIO	PCT SURV BEGIN OF INTERVAL
39.5	123,683,628	2,076,180	0.0168	0.9832	56.20
40.5	111,591,777	2,099,531	0.0188	0.9812	55.25
41.5	102,496,127	1,881,987	0.0184	0.9816	54.21
42.5	95,633,486	1,803,863	0.0189	0.9811	53.22
43.5	89,405,146	1,947,367	0.0218	0.9782	52.21
44.5	83,251,208	1,858,050	0.0223	0.9777	51.08
45.5	77,544,305	1,790,747	0.0231	0.9769	49.94
46.5	73,377,352	1,611,260	0.0220	0.9780	48.78
47.5	69,493,798	1,319,986	0.0190	0.9810	47.71
48.5	65,550,531	1,087,736	0.0166	0.9834	46.81
49.5	62,369,821	1,201,702	0.0193	0.9807	46.03
50.5	59,797,245	1,326,971	0.0222	0.9778	45.14
51.5	52,727,952	1,175,609	0.0223	0.9777	44.14
52.5	45,257,121	1,188,250	0.0263	0.9737	43.16
53.5	39,023,697	1,097,374	0.0281	0.9719	42.02
54.5	33,770,035	1,010,284	0.0299	0.9701	40.84
55.5	26,386,017	795,921	0.0302	0.9698	39.62
56.5	21,096,819	707,190	0.0335	0.9665	38.42
57.5	16,681,755	671,112	0.0402	0.9598	37.14
58.5	14,119,189	700,082	0.0496	0.9504	35.64
59.5	11,823,259	521,898	0.0441	0.9559	33.88
60.5	10,151,919	565,323	0.0557	0.9443	32.38
61.5	8,991,000	525,699	0.0585	0.9415	30.58
62.5	7,829,045	553,976	0.0708	0.9292	28.79
63.5	6,810,205	435,595	0.0640	0.9360	26.75
64.5	5,852,400	421,846	0.0721	0.9279	25.04
65.5	5,095,407	426,876	0.0838	0.9162	23.24
66.5	4,347,073	321,368	0.0739	0.9261	21.29
67.5	3,583,549	267,171	0.0746	0.9254	19.72
68.5	2,867,305	209,564	0.0731	0.9269	18.25
69.5	2,259,469	197,094	0.0872	0.9128	16.91
70.5	1,845,917	154,088	0.0835	0.9165	15.44
71.5	1,411,495	44,938	0.0318	0.9682	14.15
72.5	1,210,574	35,712	0.0295	0.9705	13.70
73.5	1,140,961	34,610	0.0303	0.9697	13.29
74.5	1,065,956	40,979	0.0384	0.9616	12.89
75.5	983,585	41,354	0.0420	0.9580	12.39
76.5	905,904	74,040	0.0817	0.9183	11.87
77.5	793,304	55,262	0.0697	0.9303	10.90
78.5	728,953	61,057	0.0838	0.9162	10.14

THE CONNECTICUT LIGHT AND POWER COMPANY

ACCOUNT 368.00 LINE TRANSFORMERS

ORIGINAL LIFE TABLE, CONT.

PLACEMENT BAND 1909-2025 EXPERIENCE BAND 1909-2025

AGE AT BEGIN OF INTERVAL	EXPOSURES AT BEGINNING OF AGE INTERVAL	RETIREMENTS DURING AGE INTERVAL	RETMT RATIO	SURV RATIO	PCT SURV BEGIN OF INTERVAL
79.5	666,548	85,804	0.1287	0.8713	9.29
80.5	580,743	198,546	0.3419	0.6581	8.10
81.5	382,197	190,629	0.4988	0.5012	5.33
82.5	191,569	59,411	0.3101	0.6899	2.67
83.5	131,394	14,131	0.1075	0.8925	1.84
84.5	117,262	26,653	0.2273	0.7727	1.64
85.5	79,747	23,561	0.2955	0.7045	1.27
86.5	56,185	15,140	0.2695	0.7305	0.90
87.5	40,884	8,588	0.2101	0.7899	0.65
88.5	32,296	4,799	0.1486	0.8514	0.52
89.5	24,536	1,713	0.0698	0.9302	0.44
90.5	19,869	506	0.0255	0.9745	0.41
91.5	19,363	762	0.0393	0.9607	0.40
92.5	18,602	925	0.0497	0.9503	0.38
93.5	9,100	157	0.0172	0.9828	0.36
94.5	8,944	794	0.0888	0.9112	0.36
95.5	8,149	2,136	0.2621	0.7379	0.33
96.5	5,304	2,286	0.4310	0.5690	0.24
97.5	3,018	439	0.1455	0.8545	0.14
98.5	807	395	0.4890	0.5110	0.12
99.5	413	37	0.0905	0.9095	0.06
100.5	375	94	0.2517	0.7483	0.05
101.5	281		0.0000	1.0000	0.04
102.5	281	94	0.3363	0.6637	0.04
103.5	186		0.0000	1.0000	0.03
104.5	186		0.0000	1.0000	0.03
105.5	186	186	1.0000		0.03
106.5					

THE CONNECTICUT LIGHT AND POWER COMPANY

ACCOUNT 368.00 LINE TRANSFORMERS

ORIGINAL LIFE TABLE

PLACEMENT BAND 1909-2025 EXPERIENCE BAND 2001-2025

AGE AT BEGIN OF INTERVAL	EXPOSURES AT BEGINNING OF AGE INTERVAL	RETIREMENTS DURING AGE INTERVAL	RETMT RATIO	SURV RATIO	PCT SURV BEGIN OF INTERVAL
0.0	826,674,536	7,136,984	0.0086	0.9914	100.00
0.5	758,896,901	17,557,990	0.0231	0.9769	99.14
1.5	702,536,824	17,691,827	0.0252	0.9748	96.84
2.5	655,862,130	22,680,322	0.0346	0.9654	94.40
3.5	607,086,098	18,821,876	0.0310	0.9690	91.14
4.5	569,357,756	13,775,715	0.0242	0.9758	88.31
5.5	542,176,307	12,534,990	0.0231	0.9769	86.18
6.5	526,740,646	8,869,162	0.0168	0.9832	84.18
7.5	493,469,433	7,144,569	0.0145	0.9855	82.77
8.5	466,549,602	5,534,679	0.0119	0.9881	81.57
9.5	449,861,658	4,856,454	0.0108	0.9892	80.60
10.5	438,283,110	5,666,870	0.0129	0.9871	79.73
11.5	429,621,604	4,259,905	0.0099	0.9901	78.70
12.5	421,276,634	4,213,826	0.0100	0.9900	77.92
13.5	408,654,623	3,970,176	0.0097	0.9903	77.14
14.5	384,444,754	3,718,771	0.0097	0.9903	76.39
15.5	361,088,844	3,251,337	0.0090	0.9910	75.65
16.5	345,323,972	3,503,472	0.0101	0.9899	74.97
17.5	326,550,947	3,722,411	0.0114	0.9886	74.21
18.5	306,978,526	4,195,423	0.0137	0.9863	73.36
19.5	284,161,830	3,671,606	0.0129	0.9871	72.36
20.5	275,075,955	3,422,196	0.0124	0.9876	71.43
21.5	261,016,574	2,976,620	0.0114	0.9886	70.54
22.5	245,516,487	3,138,109	0.0128	0.9872	69.73
23.5	233,177,138	3,152,195	0.0135	0.9865	68.84
24.5	222,639,236	2,696,069	0.0121	0.9879	67.91
25.5	210,918,595	2,218,124	0.0105	0.9895	67.09
26.5	204,543,034	2,854,186	0.0140	0.9860	66.38
27.5	202,365,123	2,256,129	0.0111	0.9889	65.46
28.5	196,741,349	2,971,351	0.0151	0.9849	64.73
29.5	191,652,501	2,759,359	0.0144	0.9856	63.75
30.5	189,268,925	2,720,098	0.0144	0.9856	62.83
31.5	177,448,016	2,407,750	0.0136	0.9864	61.93
32.5	180,401,559	2,141,958	0.0119	0.9881	61.09
33.5	172,440,104	2,339,482	0.0136	0.9864	60.36
34.5	165,647,580	1,763,588	0.0106	0.9894	59.54
35.5	158,206,796	2,252,107	0.0142	0.9858	58.91
36.5	146,975,688	2,285,542	0.0156	0.9844	58.07
37.5	132,280,655	2,022,723	0.0153	0.9847	57.17
38.5	118,028,632	1,656,840	0.0140	0.9860	56.30

THE CONNECTICUT LIGHT AND POWER COMPANY

ACCOUNT 368.00 LINE TRANSFORMERS

ORIGINAL LIFE TABLE, CONT.

PLACEMENT BAND 1909-2025 EXPERIENCE BAND 2001-2025

AGE AT BEGIN OF INTERVAL	EXPOSURES AT BEGINNING OF AGE INTERVAL	RETIREMENTS DURING AGE INTERVAL	RETMT RATIO	SURV RATIO	PCT SURV BEGIN OF INTERVAL
39.5	108,300,095	1,648,012	0.0152	0.9848	55.50
40.5	97,984,672	1,694,084	0.0173	0.9827	54.66
41.5	90,493,161	1,525,270	0.0169	0.9831	53.72
42.5	85,166,570	1,499,638	0.0176	0.9824	52.81
43.5	80,687,288	1,634,343	0.0203	0.9797	51.88
44.5	76,096,677	1,598,663	0.0210	0.9790	50.83
45.5	71,524,176	1,499,544	0.0210	0.9790	49.76
46.5	68,398,702	1,423,884	0.0208	0.9792	48.72
47.5	65,424,550	1,123,116	0.0172	0.9828	47.70
48.5	62,056,608	893,388	0.0144	0.9856	46.88
49.5	59,427,411	1,011,680	0.0170	0.9830	46.21
50.5	57,313,465	1,202,410	0.0210	0.9790	45.42
51.5	50,575,931	1,065,375	0.0211	0.9789	44.47
52.5	43,474,563	1,061,692	0.0244	0.9756	43.53
53.5	37,542,986	1,056,102	0.0281	0.9719	42.47
54.5	32,366,777	978,423	0.0302	0.9698	41.28
55.5	25,039,327	767,104	0.0306	0.9694	40.03
56.5	19,786,565	675,935	0.0342	0.9658	38.80
57.5	15,404,763	619,996	0.0402	0.9598	37.48
58.5	12,923,288	662,220	0.0512	0.9488	35.97
59.5	10,744,584	486,088	0.0452	0.9548	34.12
60.5	9,168,117	521,334	0.0569	0.9431	32.58
61.5	8,106,569	501,900	0.0619	0.9381	30.73
62.5	7,029,643	538,203	0.0766	0.9234	28.83
63.5	6,064,029	422,263	0.0696	0.9304	26.62
64.5	5,146,142	410,509	0.0798	0.9202	24.77
65.5	4,417,315	403,788	0.0914	0.9086	22.79
66.5	3,704,645	311,827	0.0842	0.9158	20.71
67.5	2,956,645	257,445	0.0871	0.9129	18.96
68.5	2,259,693	196,637	0.0870	0.9130	17.31
69.5	1,674,461	187,284	0.1118	0.8882	15.81
70.5	1,292,454	149,859	0.1159	0.8841	14.04
71.5	887,669	36,896	0.0416	0.9584	12.41
72.5	715,671	27,149	0.0379	0.9621	11.89
73.5	703,183	31,953	0.0454	0.9546	11.44
74.5	730,831	39,930	0.0546	0.9454	10.92
75.5	724,900	39,803	0.0549	0.9451	10.33
76.5	715,387	71,558	0.1000	0.9000	9.76
77.5	676,282	54,895	0.0812	0.9188	8.78
78.5	645,679	48,232	0.0747	0.9253	8.07

THE CONNECTICUT LIGHT AND POWER COMPANY

ACCOUNT 368.00 LINE TRANSFORMERS

ORIGINAL LIFE TABLE, CONT.

PLACEMENT BAND 1909-2025 EXPERIENCE BAND 2001-2025

AGE AT BEGIN OF INTERVAL	EXPOSURES AT BEGINNING OF AGE INTERVAL	RETIREMENTS DURING AGE INTERVAL	RETMT RATIO	SURV RATIO	PCT SURV BEGIN OF INTERVAL
79.5	646,525	80,443	0.1244	0.8756	7.47
80.5	578,188	198,399	0.3431	0.6569	6.54
81.5	380,576	190,355	0.5002	0.4998	4.29
82.5	190,627	59,411	0.3117	0.6883	2.15
83.5	131,075	14,131	0.1078	0.8922	1.48
84.5	116,944	26,653	0.2279	0.7721	1.32
85.5	79,561	23,561	0.2961	0.7039	1.02
86.5	55,999	15,140	0.2704	0.7296	0.72
87.5	40,697	8,588	0.2110	0.7890	0.52
88.5	32,204	4,799	0.1490	0.8510	0.41
89.5	24,444	1,713	0.0701	0.9299	0.35
90.5	19,777	506	0.0256	0.9744	0.33
91.5	19,363	762	0.0393	0.9607	0.32
92.5	18,602	925	0.0497	0.9503	0.31
93.5	9,100	157	0.0172	0.9828	0.29
94.5	8,944	794	0.0888	0.9112	0.29
95.5	8,149	2,136	0.2621	0.7379	0.26
96.5	5,304	2,286	0.4310	0.5690	0.19
97.5	3,018	439	0.1455	0.8545	0.11
98.5	807	395	0.4890	0.5110	0.09
99.5	413	37	0.0905	0.9095	0.05
100.5	375	94	0.2517	0.7483	0.04
101.5	281		0.0000	1.0000	0.03
102.5	281	94	0.3363	0.6637	0.03
103.5	186		0.0000	1.0000	0.02
104.5	186		0.0000	1.0000	0.02
105.5	186	186	1.0000		0.02
106.5					

THE CONNECTICUT LIGHT AND POWER COMPANY
ACCOUNT 369.00 SERVICES
ORIGINAL AND SMOOTH SURVIVOR CURVES

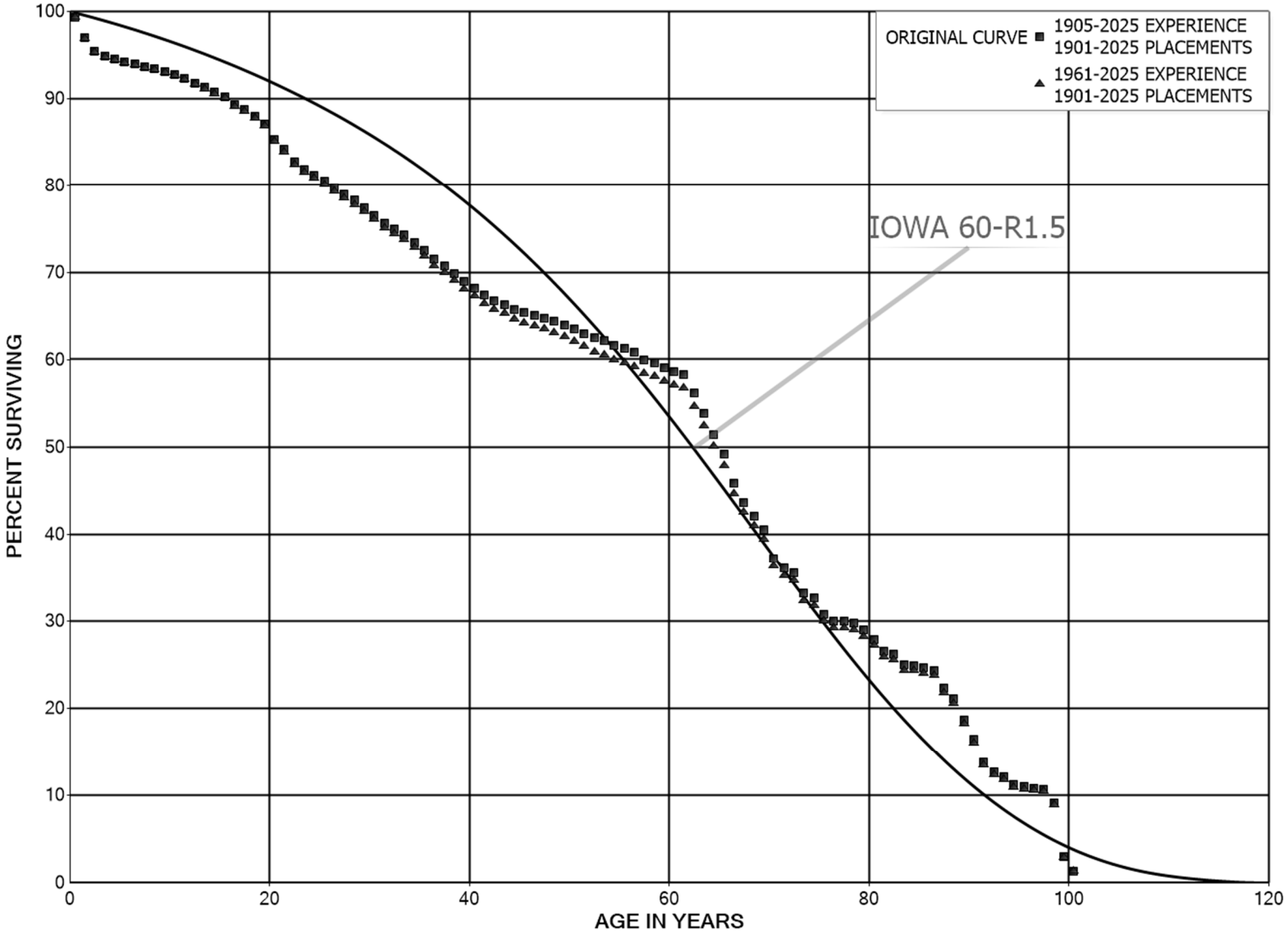

THE CONNECTICUT LIGHT AND POWER COMPANY

ACCOUNT 369.00 SERVICES

ORIGINAL LIFE TABLE

PLACEMENT BAND 1901-2025 EXPERIENCE BAND 1905-2025

AGE AT BEGIN OF INTERVAL	EXPOSURES AT BEGINNING OF AGE INTERVAL	RETIREMENTS DURING AGE INTERVAL	RETMT RATIO	SURV RATIO	PCT SURV BEGIN OF INTERVAL
0.0	531,785,404	3,516,216	0.0066	0.9934	100.00
0.5	510,195,885	12,561,141	0.0246	0.9754	99.34
1.5	481,355,151	7,568,497	0.0157	0.9843	96.89
2.5	455,995,961	2,589,979	0.0057	0.9943	95.37
3.5	444,944,324	1,486,897	0.0033	0.9967	94.83
4.5	437,261,690	1,387,483	0.0032	0.9968	94.51
5.5	421,851,006	1,231,855	0.0029	0.9971	94.21
6.5	405,920,844	1,170,746	0.0029	0.9971	93.94
7.5	391,726,173	1,148,985	0.0029	0.9971	93.67
8.5	381,364,510	1,181,104	0.0031	0.9969	93.39
9.5	369,622,127	1,475,277	0.0040	0.9960	93.10
10.5	357,194,676	1,713,097	0.0048	0.9952	92.73
11.5	342,439,230	2,002,987	0.0058	0.9942	92.28
12.5	326,870,925	1,771,002	0.0054	0.9946	91.74
13.5	314,065,174	1,886,288	0.0060	0.9940	91.25
14.5	300,567,618	1,654,726	0.0055	0.9945	90.70
15.5	288,583,102	2,893,084	0.0100	0.9900	90.20
16.5	275,853,864	1,724,703	0.0063	0.9937	89.30
17.5	266,292,750	2,241,095	0.0084	0.9916	88.74
18.5	250,307,415	2,482,775	0.0099	0.9901	87.99
19.5	228,915,777	4,695,499	0.0205	0.9795	87.12
20.5	208,309,151	2,816,504	0.0135	0.9865	85.33
21.5	192,871,931	3,306,977	0.0171	0.9829	84.18
22.5	179,024,198	1,890,309	0.0106	0.9894	82.73
23.5	170,604,539	1,360,732	0.0080	0.9920	81.86
24.5	163,535,624	1,418,693	0.0087	0.9913	81.21
25.5	156,699,761	1,451,104	0.0093	0.9907	80.50
26.5	149,862,054	1,440,363	0.0096	0.9904	79.76
27.5	143,232,820	1,360,321	0.0095	0.9905	78.99
28.5	137,834,398	1,425,243	0.0103	0.9897	78.24
29.5	131,895,733	1,510,455	0.0115	0.9885	77.43
30.5	125,381,312	1,440,185	0.0115	0.9885	76.55
31.5	116,685,672	1,053,822	0.0090	0.9910	75.67
32.5	114,835,609	990,252	0.0086	0.9914	74.98
33.5	112,631,812	1,367,687	0.0121	0.9879	74.34
34.5	106,456,313	1,304,611	0.0123	0.9877	73.43
35.5	98,955,602	1,448,015	0.0146	0.9854	72.53
36.5	89,658,402	951,432	0.0106	0.9894	71.47
37.5	84,542,519	1,073,640	0.0127	0.9873	70.71
38.5	75,802,250	967,337	0.0128	0.9872	69.82

THE CONNECTICUT LIGHT AND POWER COMPANY

ACCOUNT 369.00 SERVICES

ORIGINAL LIFE TABLE, CONT.

PLACEMENT BAND 1901-2025 EXPERIENCE BAND 1905-2025

AGE AT BEGIN OF INTERVAL	EXPOSURES AT BEGINNING OF AGE INTERVAL	RETIREMENTS DURING AGE INTERVAL	RETMT RATIO	SURV RATIO	PCT SURV BEGIN OF INTERVAL
39.5	67,071,101	760,599	0.0113	0.9887	68.92
40.5	60,771,788	710,202	0.0117	0.9883	68.14
41.5	52,708,962	473,087	0.0090	0.9910	67.35
42.5	48,199,889	294,733	0.0061	0.9939	66.74
43.5	44,067,401	411,014	0.0093	0.9907	66.33
44.5	41,172,134	229,507	0.0056	0.9944	65.72
45.5	38,266,339	173,323	0.0045	0.9955	65.35
46.5	35,749,202	183,997	0.0051	0.9949	65.05
47.5	33,434,073	179,025	0.0054	0.9946	64.72
48.5	31,342,001	205,962	0.0066	0.9934	64.37
49.5	28,702,624	218,449	0.0076	0.9924	63.95
50.5	26,771,285	208,657	0.0078	0.9922	63.46
51.5	24,317,357	198,336	0.0082	0.9918	62.97
52.5	22,006,337	91,979	0.0042	0.9958	62.45
53.5	20,177,310	181,345	0.0090	0.9910	62.19
54.5	18,195,412	104,254	0.0057	0.9943	61.63
55.5	16,734,854	130,415	0.0078	0.9922	61.28
56.5	14,642,360	192,876	0.0132	0.9868	60.80
57.5	12,657,258	71,249	0.0056	0.9944	60.00
58.5	11,088,723	109,665	0.0099	0.9901	59.66
59.5	9,931,677	73,036	0.0074	0.9926	59.07
60.5	9,114,422	60,571	0.0066	0.9934	58.64
61.5	8,424,188	304,720	0.0362	0.9638	58.25
62.5	7,614,358	311,950	0.0410	0.9590	56.14
63.5	6,902,240	311,583	0.0451	0.9549	53.84
64.5	6,207,051	269,983	0.0435	0.9565	51.41
65.5	5,729,890	386,426	0.0674	0.9326	49.18
66.5	4,998,555	243,431	0.0487	0.9513	45.86
67.5	4,440,102	157,529	0.0355	0.9645	43.63
68.5	3,982,469	151,193	0.0380	0.9620	42.08
69.5	3,547,888	285,668	0.0805	0.9195	40.48
70.5	3,056,998	93,631	0.0306	0.9694	37.22
71.5	2,934,350	45,391	0.0155	0.9845	36.08
72.5	2,812,901	188,506	0.0670	0.9330	35.52
73.5	2,522,321	43,754	0.0173	0.9827	33.14
74.5	2,334,954	132,130	0.0566	0.9434	32.57
75.5	2,152,504	52,235	0.0243	0.9757	30.73
76.5	2,016,040	4,564	0.0023	0.9977	29.98
77.5	1,943,131	9,749	0.0050	0.9950	29.91
78.5	1,862,848	51,370	0.0276	0.9724	29.76

THE CONNECTICUT LIGHT AND POWER COMPANY

ACCOUNT 369.00 SERVICES

ORIGINAL LIFE TABLE, CONT.

PLACEMENT BAND 1901-2025 EXPERIENCE BAND 1905-2025

AGE AT BEGIN OF INTERVAL	EXPOSURES AT BEGINNING OF AGE INTERVAL	RETIREMENTS DURING AGE INTERVAL	RETMT RATIO	SURV RATIO	PCT SURV BEGIN OF INTERVAL
79.5	1,803,372	66,030	0.0366	0.9634	28.94
80.5	1,736,893	86,089	0.0496	0.9504	27.88
81.5	1,650,526	20,266	0.0123	0.9877	26.50
82.5	1,630,260	75,487	0.0463	0.9537	26.17
83.5	1,550,572	4,650	0.0030	0.9970	24.96
84.5	1,540,212	15,417	0.0100	0.9900	24.89
85.5	1,524,001	20,052	0.0132	0.9868	24.64
86.5	1,503,212	125,696	0.0836	0.9164	24.31
87.5	1,376,350	72,412	0.0526	0.9474	22.28
88.5	1,303,331	150,748	0.1157	0.8843	21.11
89.5	1,152,500	141,872	0.1231	0.8769	18.67
90.5	1,009,832	160,734	0.1592	0.8408	16.37
91.5	849,719	73,903	0.0870	0.9130	13.76
92.5	775,558	29,560	0.0381	0.9619	12.57
93.5	745,379	56,530	0.0758	0.9242	12.09
94.5	688,420	14,053	0.0204	0.9796	11.17
95.5	673,383	12,082	0.0179	0.9821	10.94
96.5	660,862	5,030	0.0076	0.9924	10.75
97.5	655,135	95,456	0.1457	0.8543	10.66
98.5	558,468	379,919	0.6803	0.3197	9.11
99.5	178,294	98,535	0.5527	0.4473	2.91
100.5	76,440	16,044	0.2099	0.7901	1.30
101.5	58,811	190	0.0032	0.9968	1.03
102.5	55,898	105	0.0019	0.9981	1.03
103.5	47,860	26	0.0005	0.9995	1.02
104.5	39,002	385	0.0099	0.9901	1.02
105.5	25,269	249	0.0099	0.9901	1.01
106.5	6,742		0.0000	1.0000	1.00
107.5	4,690	41	0.0088	0.9912	1.00
108.5	478		0.0000	1.0000	0.99
109.5	370	110	0.2983	0.7017	0.99
110.5	260		0.0000	1.0000	0.70
111.5	78	26	0.3335	0.6665	0.70
112.5	52	26	0.4996	0.5004	0.47
113.5	26	26	1.0000		0.23
114.5					

THE CONNECTICUT LIGHT AND POWER COMPANY

ACCOUNT 369.00 SERVICES

ORIGINAL LIFE TABLE

PLACEMENT BAND 1901-2025 EXPERIENCE BAND 1961-2025

AGE AT BEGIN OF INTERVAL	EXPOSURES AT BEGINNING OF AGE INTERVAL	RETIREMENTS DURING AGE INTERVAL	RETMT RATIO	SURV RATIO	PCT SURV BEGIN OF INTERVAL
0.0	520,461,527	3,516,216	0.0068	0.9932	100.00
0.5	499,454,849	12,560,555	0.0251	0.9749	99.32
1.5	471,408,737	7,567,577	0.0161	0.9839	96.83
2.5	446,660,344	2,586,694	0.0058	0.9942	95.27
3.5	436,202,893	1,485,243	0.0034	0.9966	94.72
4.5	429,064,239	1,384,947	0.0032	0.9968	94.40
5.5	414,107,277	1,231,588	0.0030	0.9970	94.09
6.5	398,551,457	1,168,888	0.0029	0.9971	93.81
7.5	384,665,148	1,148,046	0.0030	0.9970	93.54
8.5	374,547,915	1,178,572	0.0031	0.9969	93.26
9.5	363,076,472	1,474,249	0.0041	0.9959	92.97
10.5	350,833,508	1,710,947	0.0049	0.9951	92.59
11.5	336,249,261	2,000,894	0.0060	0.9940	92.14
12.5	320,865,208	1,767,978	0.0055	0.9945	91.59
13.5	308,225,879	1,884,430	0.0061	0.9939	91.08
14.5	294,806,345	1,654,258	0.0056	0.9944	90.53
15.5	282,852,762	2,892,872	0.0102	0.9898	90.02
16.5	270,142,023	1,724,653	0.0064	0.9936	89.10
17.5	260,598,994	2,240,139	0.0086	0.9914	88.53
18.5	244,660,887	2,480,584	0.0101	0.9899	87.77
19.5	223,351,666	4,694,676	0.0210	0.9790	86.88
20.5	202,807,408	2,816,099	0.0139	0.9861	85.05
21.5	187,430,268	3,306,559	0.0176	0.9824	83.87
22.5	173,647,059	1,889,542	0.0109	0.9891	82.39
23.5	165,259,932	1,360,173	0.0082	0.9918	81.50
24.5	158,254,547	1,418,563	0.0090	0.9910	80.82
25.5	151,458,589	1,450,707	0.0096	0.9904	80.10
26.5	144,649,692	1,440,276	0.0100	0.9900	79.33
27.5	138,043,586	1,359,368	0.0098	0.9902	78.54
28.5	132,673,323	1,425,018	0.0107	0.9893	77.77
29.5	126,758,810	1,501,532	0.0118	0.9882	76.93
30.5	120,286,416	1,440,185	0.0120	0.9880	76.02
31.5	111,614,427	1,053,263	0.0094	0.9906	75.11
32.5	109,791,711	990,111	0.0090	0.9910	74.40
33.5	107,610,526	1,367,623	0.0127	0.9873	73.73
34.5	101,444,639	1,304,494	0.0129	0.9871	72.80
35.5	93,973,673	1,447,870	0.0154	0.9846	71.86
36.5	84,691,647	951,054	0.0112	0.9888	70.75
37.5	79,599,988	1,073,640	0.0135	0.9865	69.96
38.5	70,879,299	967,322	0.0136	0.9864	69.01

THE CONNECTICUT LIGHT AND POWER COMPANY

ACCOUNT 369.00 SERVICES

ORIGINAL LIFE TABLE, CONT.

PLACEMENT BAND 1901-2025 EXPERIENCE BAND 1961-2025

AGE AT BEGIN OF INTERVAL	EXPOSURES AT BEGINNING OF AGE INTERVAL	RETIREMENTS DURING AGE INTERVAL	RETMT RATIO	SURV RATIO	PCT SURV BEGIN OF INTERVAL
39.5	62,171,748	760,599	0.0122	0.9878	68.07
40.5	55,899,753	710,139	0.0127	0.9873	67.24
41.5	47,892,115	473,014	0.0099	0.9901	66.39
42.5	43,392,034	294,733	0.0068	0.9932	65.73
43.5	39,295,514	411,014	0.0105	0.9895	65.28
44.5	36,413,370	229,507	0.0063	0.9937	64.60
45.5	33,511,281	173,323	0.0052	0.9948	64.19
46.5	31,001,002	183,997	0.0059	0.9941	63.86
47.5	29,123,449	179,025	0.0061	0.9939	63.48
48.5	27,031,389	205,962	0.0076	0.9924	63.09
49.5	24,392,031	218,449	0.0090	0.9910	62.61
50.5	22,460,699	208,657	0.0093	0.9907	62.05
51.5	20,006,771	198,336	0.0099	0.9901	61.47
52.5	17,696,761	90,692	0.0051	0.9949	60.86
53.5	20,176,986	181,319	0.0090	0.9910	60.55
54.5	18,195,140	104,118	0.0057	0.9943	60.01
55.5	16,734,854	130,415	0.0078	0.9922	59.67
56.5	14,642,360	192,876	0.0132	0.9868	59.20
57.5	12,657,258	71,249	0.0056	0.9944	58.42
58.5	11,088,723	109,665	0.0099	0.9901	58.09
59.5	9,931,677	73,036	0.0074	0.9926	57.52
60.5	9,114,422	60,571	0.0066	0.9934	57.09
61.5	8,424,188	304,720	0.0362	0.9638	56.71
62.5	7,614,358	311,950	0.0410	0.9590	54.66
63.5	6,902,240	311,583	0.0451	0.9549	52.42
64.5	6,207,051	269,983	0.0435	0.9565	50.06
65.5	5,729,890	386,426	0.0674	0.9326	47.88
66.5	4,998,555	243,431	0.0487	0.9513	44.65
67.5	4,440,102	157,529	0.0355	0.9645	42.48
68.5	3,982,469	151,193	0.0380	0.9620	40.97
69.5	3,547,888	285,668	0.0805	0.9195	39.41
70.5	3,056,998	93,631	0.0306	0.9694	36.24
71.5	2,934,350	45,391	0.0155	0.9845	35.13
72.5	2,812,901	188,506	0.0670	0.9330	34.59
73.5	2,522,321	43,754	0.0173	0.9827	32.27
74.5	2,334,954	132,130	0.0566	0.9434	31.71
75.5	2,152,504	52,235	0.0243	0.9757	29.92
76.5	2,016,040	4,564	0.0023	0.9977	29.19
77.5	1,943,131	9,749	0.0050	0.9950	29.12
78.5	1,862,848	51,370	0.0276	0.9724	28.98

THE CONNECTICUT LIGHT AND POWER COMPANY

ACCOUNT 369.00 SERVICES

ORIGINAL LIFE TABLE, CONT.

PLACEMENT BAND 1901-2025 EXPERIENCE BAND 1961-2025

AGE AT BEGIN OF INTERVAL	EXPOSURES AT BEGINNING OF AGE INTERVAL	RETIREMENTS DURING AGE INTERVAL	RETMT RATIO	SURV RATIO	PCT SURV BEGIN OF INTERVAL
79.5	1,803,372	66,030	0.0366	0.9634	28.18
80.5	1,736,893	86,089	0.0496	0.9504	27.15
81.5	1,650,526	20,266	0.0123	0.9877	25.80
82.5	1,630,260	75,487	0.0463	0.9537	25.48
83.5	1,550,572	4,650	0.0030	0.9970	24.30
84.5	1,540,212	15,417	0.0100	0.9900	24.23
85.5	1,524,001	20,052	0.0132	0.9868	23.99
86.5	1,503,212	125,696	0.0836	0.9164	23.67
87.5	1,376,350	72,412	0.0526	0.9474	21.69
88.5	1,303,331	150,748	0.1157	0.8843	20.55
89.5	1,152,500	141,872	0.1231	0.8769	18.17
90.5	1,009,832	160,734	0.1592	0.8408	15.94
91.5	849,719	73,903	0.0870	0.9130	13.40
92.5	775,558	29,560	0.0381	0.9619	12.24
93.5	745,379	56,530	0.0758	0.9242	11.77
94.5	688,420	14,053	0.0204	0.9796	10.88
95.5	673,383	12,082	0.0179	0.9821	10.65
96.5	660,862	5,030	0.0076	0.9924	10.46
97.5	655,135	95,456	0.1457	0.8543	10.38
98.5	558,468	379,919	0.6803	0.3197	8.87
99.5	178,294	98,535	0.5527	0.4473	2.84
100.5	76,440	16,044	0.2099	0.7901	1.27
101.5	58,811	190	0.0032	0.9968	1.00
102.5	55,898	105	0.0019	0.9981	1.00
103.5	47,860	26	0.0005	0.9995	1.00
104.5	39,002	385	0.0099	0.9901	1.00
105.5	25,269	249	0.0099	0.9901	0.99
106.5	6,742		0.0000	1.0000	0.98
107.5	4,690	41	0.0088	0.9912	0.98
108.5	478		0.0000	1.0000	0.97
109.5	370	110	0.2983	0.7017	0.97
110.5	260		0.0000	1.0000	0.68
111.5	78	26	0.3335	0.6665	0.68
112.5	52	26	0.4996	0.5004	0.45
113.5	26	26	1.0000		0.23
114.5					

THE CONNECTICUT LIGHT AND POWER COMPANY
ACCOUNTS 370.47 AND 370.48 METER EQUIPMENT AND METERS (NO BRIDGE METERS)
ORIGINAL AND SMOOTH SURVIVOR CURVES

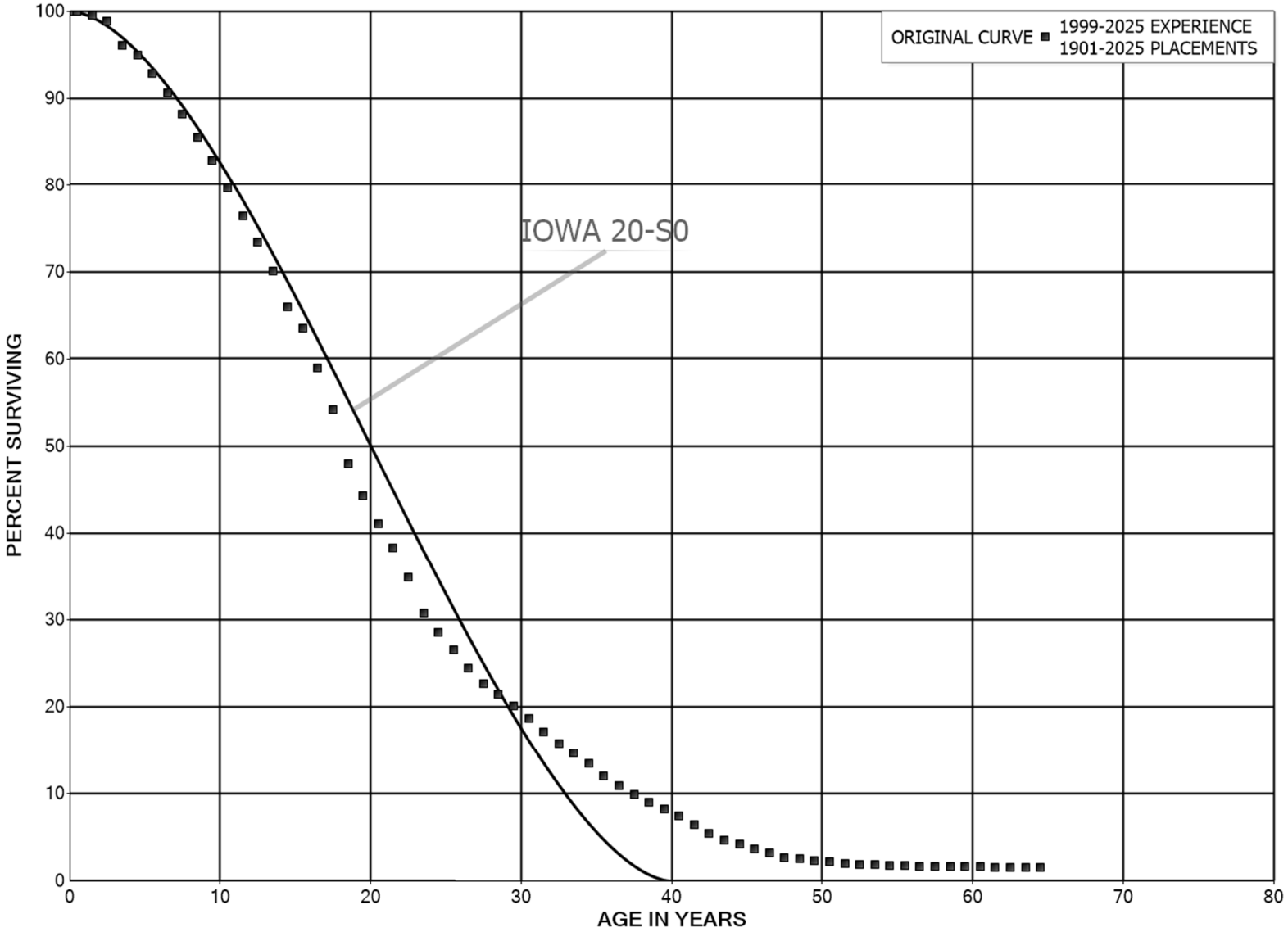

THE CONNECTICUT LIGHT AND POWER COMPANY

ACCOUNTS 370.47 AND 370.48 METER EQUIPMENT AND METERS (NO BRIDGE METERS)

ORIGINAL LIFE TABLE

PLACEMENT BAND 1901-2025 EXPERIENCE BAND 1999-2025

AGE AT BEGIN OF INTERVAL	EXPOSURES AT BEGINNING OF AGE INTERVAL	RETIREMENTS DURING AGE INTERVAL	RETMT RATIO	SURV RATIO	PCT SURV BEGIN OF INTERVAL
0.0	281,131,850	5,619	0.0000	1.0000	100.00
0.5	288,087,242	1,424,197	0.0049	0.9951	100.00
1.5	296,662,797	2,035,902	0.0069	0.9931	99.50
2.5	295,350,456	8,176,177	0.0277	0.9723	98.82
3.5	282,127,289	3,418,855	0.0121	0.9879	96.09
4.5	260,176,567	5,715,169	0.0220	0.9780	94.92
5.5	245,022,196	5,889,554	0.0240	0.9760	92.84
6.5	224,836,905	6,058,104	0.0269	0.9731	90.60
7.5	223,512,918	6,694,481	0.0300	0.9700	88.16
8.5	219,809,152	6,870,304	0.0313	0.9687	85.52
9.5	210,568,970	8,149,925	0.0387	0.9613	82.85
10.5	199,329,721	8,054,150	0.0404	0.9596	79.64
11.5	197,579,994	7,838,770	0.0397	0.9603	76.42
12.5	195,360,214	8,730,029	0.0447	0.9553	73.39
13.5	185,888,421	11,189,492	0.0602	0.9398	70.11
14.5	175,880,044	6,428,971	0.0366	0.9634	65.89
15.5	168,950,819	11,962,169	0.0708	0.9292	63.48
16.5	156,524,488	12,650,753	0.0808	0.9192	58.99
17.5	142,687,010	16,488,661	0.1156	0.8844	54.22
18.5	127,682,628	9,808,030	0.0768	0.9232	47.96
19.5	120,113,830	8,599,946	0.0716	0.9284	44.27
20.5	110,172,669	7,486,420	0.0680	0.9320	41.10
21.5	105,075,403	9,535,184	0.0907	0.9093	38.31
22.5	89,913,437	10,611,476	0.1180	0.8820	34.83
23.5	61,701,201	4,460,862	0.0723	0.9277	30.72
24.5	42,278,897	3,028,704	0.0716	0.9284	28.50
25.5	29,946,961	2,371,214	0.0792	0.9208	26.46
26.5	25,997,800	1,810,776	0.0697	0.9303	24.36
27.5	24,215,817	1,346,894	0.0556	0.9444	22.67
28.5	21,389,396	1,333,743	0.0624	0.9376	21.41
29.5	15,403,118	1,119,903	0.0727	0.9273	20.07
30.5	14,236,777	1,182,893	0.0831	0.9169	18.61
31.5	13,266,694	1,048,178	0.0790	0.9210	17.07
32.5	13,147,521	902,048	0.0686	0.9314	15.72
33.5	13,042,925	1,133,819	0.0869	0.9131	14.64
34.5	12,770,586	1,370,651	0.1073	0.8927	13.37
35.5	11,910,613	1,043,918	0.0876	0.9124	11.93
36.5	11,304,823	1,145,124	0.1013	0.8987	10.89
37.5	10,613,359	942,219	0.0888	0.9112	9.78
38.5	10,186,964	805,038	0.0790	0.9210	8.91

THE CONNECTICUT LIGHT AND POWER COMPANY

ACCOUNTS 370.47 AND 370.48 METER EQUIPMENT AND METERS (NO BRIDGE METERS)

ORIGINAL LIFE TABLE, CONT.

PLACEMENT BAND 1901-2025 EXPERIENCE BAND 1999-2025

AGE AT BEGIN OF INTERVAL	EXPOSURES AT BEGINNING OF AGE INTERVAL	RETIREMENTS DURING AGE INTERVAL	RETMT RATIO	SURV RATIO	PCT SURV BEGIN OF INTERVAL
39.5	9,813,511	988,218	0.1007	0.8993	8.21
40.5	8,620,829	1,184,351	0.1374	0.8626	7.38
41.5	7,679,330	1,204,303	0.1568	0.8432	6.37
42.5	6,810,375	957,296	0.1406	0.8594	5.37
43.5	5,920,181	514,294	0.0869	0.9131	4.62
44.5	5,244,850	776,135	0.1480	0.8520	4.21
45.5	4,564,007	572,856	0.1255	0.8745	3.59
46.5	4,060,801	657,735	0.1620	0.8380	3.14
47.5	3,718,070	194,636	0.0523	0.9477	2.63
48.5	3,660,634	283,587	0.0775	0.9225	2.49
49.5	3,369,018	231,498	0.0687	0.9313	2.30
50.5	3,128,396	220,012	0.0703	0.9297	2.14
51.5	2,837,031	196,117	0.0691	0.9309	1.99
52.5	2,500,593	68,400	0.0274	0.9726	1.85
53.5	2,269,058	70,400	0.0310	0.9690	1.80
54.5	2,022,858	66,486	0.0329	0.9671	1.75
55.5	1,788,895	38,028	0.0213	0.9787	1.69
56.5	1,600,035	15,246	0.0095	0.9905	1.65
57.5	1,429,913	3,352	0.0023	0.9977	1.64
58.5	1,220,142	3,146	0.0026	0.9974	1.63
59.5	1,032,130	18,669	0.0181	0.9819	1.63
60.5	895,128	42,368	0.0473	0.9527	1.60
61.5	753,490	7,467	0.0099	0.9901	1.53
62.5	676,067	1,626	0.0024	0.9976	1.51
63.5	562,698	3,087	0.0055	0.9945	1.51
64.5	480,248	391	0.0008	0.9992	1.50
65.5	398,047	717	0.0018	0.9982	1.50
66.5	343,520	715	0.0021	0.9979	1.49
67.5	294,068	215	0.0007	0.9993	1.49
68.5	219,664	271	0.0012	0.9988	1.49
69.5	174,699	371	0.0021	0.9979	1.49
70.5	147,506	253	0.0017	0.9983	1.48
71.5	124,971	389	0.0031	0.9969	1.48
72.5	100,069		0.0000	1.0000	1.48
73.5	86,822	125	0.0014	0.9986	1.48
74.5	68,752	3	0.0000	1.0000	1.48
75.5	51,706	293	0.0057	0.9943	1.48
76.5	42,818	93	0.0022	0.9978	1.47
77.5	33,008	181	0.0055	0.9945	1.46
78.5	24,935	134	0.0054	0.9946	1.46

THE CONNECTICUT LIGHT AND POWER COMPANY

ACCOUNTS 370.47 AND 370.48 METER EQUIPMENT AND METERS (NO BRIDGE METERS)

ORIGINAL LIFE TABLE, CONT.

PLACEMENT BAND 1901-2025 EXPERIENCE BAND 1999-2025

AGE AT BEGIN OF INTERVAL	EXPOSURES AT BEGINNING OF AGE INTERVAL	RETIREMENTS DURING AGE INTERVAL	RETMT RATIO	SURV RATIO	PCT SURV BEGIN OF INTERVAL
79.5	22,300	44	0.0020	0.9980	1.45
80.5	18,929	388	0.0205	0.9795	1.45
81.5	18,363	44	0.0024	0.9976	1.42
82.5	18,044	29	0.0016	0.9984	1.41
83.5	17,523	160	0.0092	0.9908	1.41
84.5	13,706	15	0.0011	0.9989	1.40
85.5	12,306	29	0.0024	0.9976	1.40
86.5	11,221		0.0000	1.0000	1.39
87.5	10,508	15	0.0014	0.9986	1.39
88.5	9,596		0.0000	1.0000	1.39
89.5	8,844		0.0000	1.0000	1.39
90.5	8,523	15	0.0017	0.9983	1.39
91.5	8,354		0.0000	1.0000	1.39
92.5	8,056		0.0000	1.0000	1.39
93.5	7,715		0.0000	1.0000	1.39
94.5	6,642	15	0.0022	0.9978	1.39
95.5	4,658	15	0.0032	0.9968	1.38
96.5	2,839	15	0.0052	0.9948	1.38
97.5	2,281		0.0000	1.0000	1.37
98.5	1,858		0.0000	1.0000	1.37
99.5	1,126		0.0000	1.0000	1.37
100.5	749	32	0.0433	0.9567	1.37
101.5	581		0.0000	1.0000	1.31
102.5	423		0.0000	1.0000	1.31
103.5	203		0.0000	1.0000	1.31
104.5	102		0.0000	1.0000	1.31
105.5	102		0.0000	1.0000	1.31
106.5	102		0.0000	1.0000	1.31
107.5					1.31

THE CONNECTICUT LIGHT AND POWER COMPANY
ACCOUNT 370.48 METERS (BRIDGE METERS)
ORIGINAL AND SMOOTH SURVIVOR CURVES

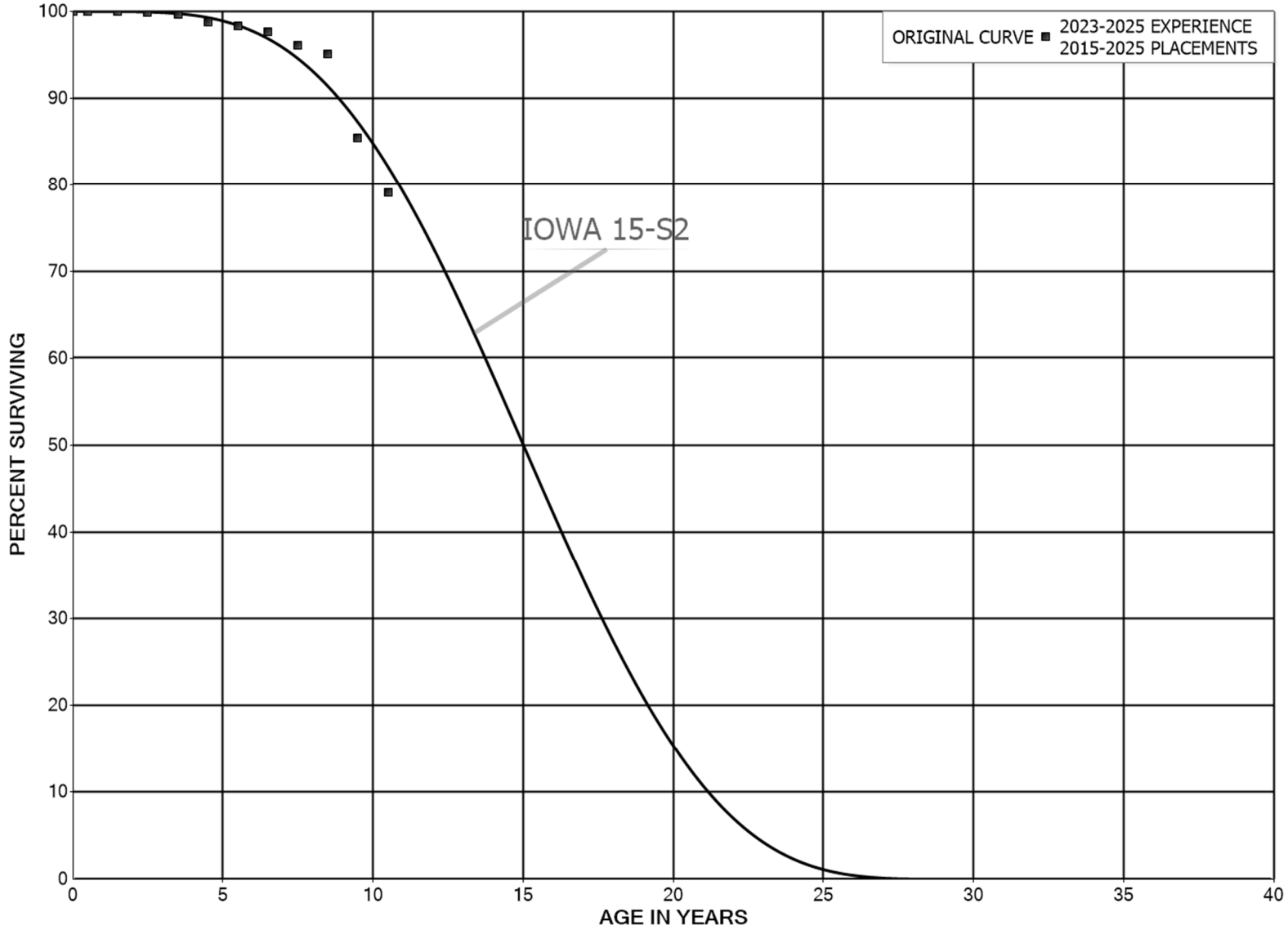

THE CONNECTICUT LIGHT AND POWER COMPANY

ACCOUNT 370.48 METERS (BRIDGE METERS)

ORIGINAL LIFE TABLE

PLACEMENT BAND 2015-2025 EXPERIENCE BAND 2023-2025

AGE AT BEGIN OF INTERVAL	EXPOSURES AT BEGINNING OF AGE INTERVAL	RETIREMENTS DURING AGE INTERVAL	RETMT RATIO	SURV RATIO	PCT SURV BEGIN OF INTERVAL
0.0	31,157,599		0.0000	1.0000	100.00
0.5	28,674,167	12,970	0.0005	0.9995	100.00
1.5	9,053,414	13,720	0.0015	0.9985	99.95
2.5	6,830,708	15,774	0.0023	0.9977	99.80
3.5	8,581,599	73,424	0.0086	0.9914	99.57
4.5	36,983,304	174,085	0.0047	0.9953	98.72
5.5	26,972,207	189,570	0.0070	0.9930	98.26
6.5	16,598,746	263,462	0.0159	0.9841	97.57
7.5	7,722,392	75,939	0.0098	0.9902	96.02
8.5	303,507	31,066	0.1024	0.8976	95.07
9.5	105,241	7,778	0.0739	0.9261	85.34
10.5					79.03

THE CONNECTICUT LIGHT AND POWER COMPANY
ACCOUNT 370.50 ELECTRIC VEHICLE CHARGING STATION
ORIGINAL AND SMOOTH SURVIVOR CURVES

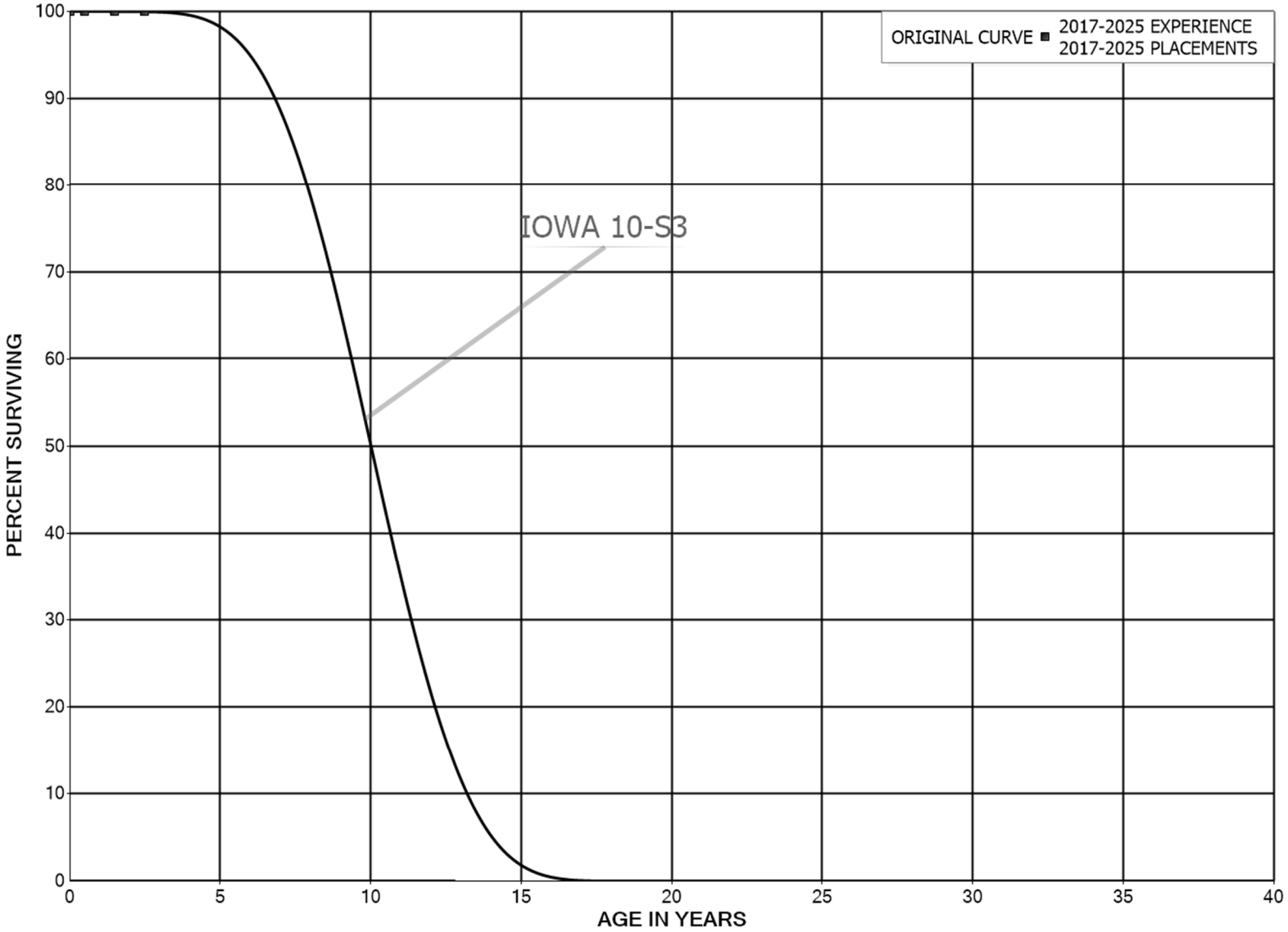

THE CONNECTICUT LIGHT AND POWER COMPANY

ACCOUNT 370.50 ELECTRIC VEHICLE CHARGING STATION

ORIGINAL LIFE TABLE

PLACEMENT BAND 2017-2025 EXPERIENCE BAND 2017-2025

AGE AT BEGIN OF INTERVAL	EXPOSURES AT BEGINNING OF AGE INTERVAL	RETIREMENTS DURING AGE INTERVAL	RETMT RATIO	SURV RATIO	PCT SURV BEGIN OF INTERVAL
0.0	263,918		0.0000	1.0000	100.00
0.5	237,782		0.0000	1.0000	100.00
1.5	153,457		0.0000	1.0000	100.00
2.5					100.00
3.5					
4.5					
5.5					
6.5					
7.5	312,700		0.0000		
8.5					

THE CONNECTICUT LIGHT AND POWER COMPANY
ACCOUNT 371.00 INSTALLATIONS ON CUSTOMERS' PREMISES
ORIGINAL AND SMOOTH SURVIVOR CURVES

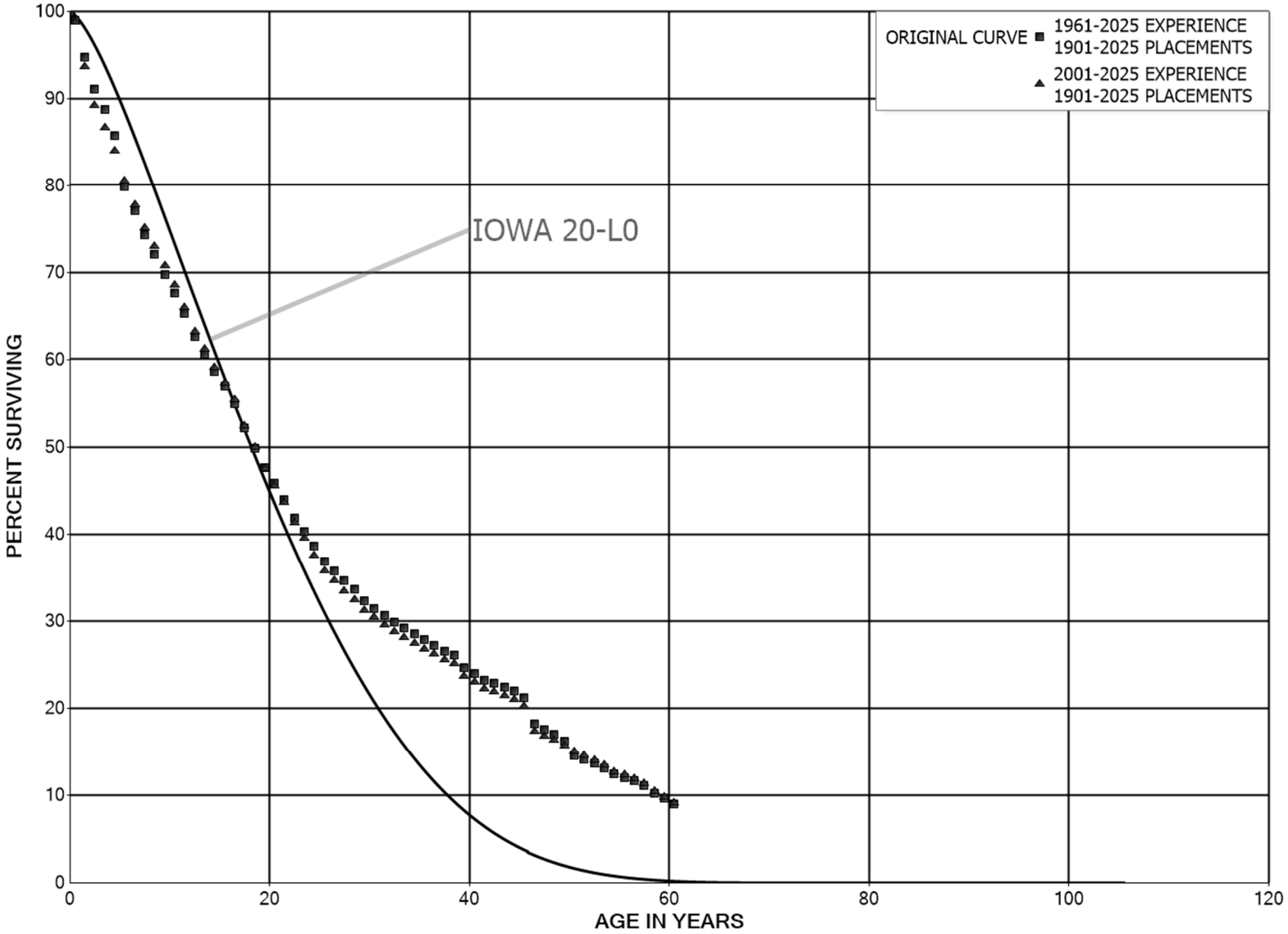

THE CONNECTICUT LIGHT AND POWER COMPANY

ACCOUNT 371.00 INSTALLATIONS ON CUSTOMERS' PREMISES

ORIGINAL LIFE TABLE

PLACEMENT BAND 1901-2025 EXPERIENCE BAND 1961-2025

AGE AT BEGIN OF INTERVAL	EXPOSURES AT BEGINNING OF AGE INTERVAL	RETIREMENTS DURING AGE INTERVAL	RETMT RATIO	SURV RATIO	PCT SURV BEGIN OF INTERVAL
0.0	62,047,651	634,650	0.0102	0.9898	100.00
0.5	56,915,256	2,454,192	0.0431	0.9569	98.98
1.5	47,331,313	1,823,416	0.0385	0.9615	94.71
2.5	38,100,012	985,343	0.0259	0.9741	91.06
3.5	36,111,676	1,216,243	0.0337	0.9663	88.71
4.5	33,142,413	2,258,049	0.0681	0.9319	85.72
5.5	29,396,320	1,039,851	0.0354	0.9646	79.88
6.5	27,054,861	963,395	0.0356	0.9644	77.05
7.5	25,673,178	781,649	0.0304	0.9696	74.31
8.5	24,980,804	786,938	0.0315	0.9685	72.05
9.5	24,350,096	744,854	0.0306	0.9694	69.78
10.5	22,982,636	819,210	0.0356	0.9644	67.64
11.5	21,210,040	867,368	0.0409	0.9591	65.23
12.5	19,595,554	616,476	0.0315	0.9685	62.56
13.5	18,331,237	590,339	0.0322	0.9678	60.60
14.5	17,221,292	511,887	0.0297	0.9703	58.64
15.5	16,263,533	548,532	0.0337	0.9663	56.90
16.5	15,022,025	761,613	0.0507	0.9493	54.98
17.5	13,342,294	594,112	0.0445	0.9555	52.19
18.5	11,608,095	535,289	0.0461	0.9539	49.87
19.5	9,484,487	352,268	0.0371	0.9629	47.57
20.5	7,942,158	326,580	0.0411	0.9589	45.80
21.5	7,183,208	346,798	0.0483	0.9517	43.92
22.5	6,366,288	229,528	0.0361	0.9639	41.80
23.5	5,752,375	245,104	0.0426	0.9574	40.29
24.5	5,138,282	230,288	0.0448	0.9552	38.58
25.5	4,900,664	148,303	0.0303	0.9697	36.85
26.5	4,557,724	146,585	0.0322	0.9678	35.73
27.5	4,307,211	127,136	0.0295	0.9705	34.58
28.5	3,857,483	148,151	0.0384	0.9616	33.56
29.5	3,642,944	98,936	0.0272	0.9728	32.27
30.5	3,403,690	86,381	0.0254	0.9746	31.40
31.5	2,913,508	76,732	0.0263	0.9737	30.60
32.5	2,757,335	59,523	0.0216	0.9784	29.79
33.5	2,678,798	55,989	0.0209	0.9791	29.15
34.5	2,559,945	58,996	0.0230	0.9770	28.54
35.5	2,327,635	54,871	0.0236	0.9764	27.88
36.5	2,171,432	57,967	0.0267	0.9733	27.23
37.5	2,043,523	33,860	0.0166	0.9834	26.50
38.5	1,965,283	105,317	0.0536	0.9464	26.06

THE CONNECTICUT LIGHT AND POWER COMPANY

ACCOUNT 371.00 INSTALLATIONS ON CUSTOMERS' PREMISES

ORIGINAL LIFE TABLE, CONT.

PLACEMENT BAND 1901-2025 EXPERIENCE BAND 1961-2025

AGE AT BEGIN OF INTERVAL	EXPOSURES AT BEGINNING OF AGE INTERVAL	RETIREMENTS DURING AGE INTERVAL	RETMT RATIO	SURV RATIO	PCT SURV BEGIN OF INTERVAL
39.5	1,939,909	57,652	0.0297	0.9703	24.66
40.5	1,821,285	53,692	0.0295	0.9705	23.93
41.5	1,751,807	26,351	0.0150	0.9850	23.23
42.5	1,717,690	36,375	0.0212	0.9788	22.88
43.5	1,695,974	29,229	0.0172	0.9828	22.39
44.5	1,750,826	67,992	0.0388	0.9612	22.01
45.5	1,725,034	240,638	0.1395	0.8605	21.15
46.5	1,508,048	55,046	0.0365	0.9635	18.20
47.5	1,445,413	44,478	0.0308	0.9692	17.54
48.5	1,398,489	71,528	0.0511	0.9489	17.00
49.5	498,349	48,997	0.0983	0.9017	16.13
50.5	459,650	13,970	0.0304	0.9696	14.54
51.5	459,466	16,553	0.0360	0.9640	14.10
52.5	427,953	17,601	0.0411	0.9589	13.59
53.5	399,954	20,634	0.0516	0.9484	13.03
54.5	366,031	11,988	0.0328	0.9672	12.36
55.5	324,756	9,347	0.0288	0.9712	11.96
56.5	272,253	13,722	0.0504	0.9496	11.61
57.5	238,926	17,292	0.0724	0.9276	11.03
58.5	210,952	13,721	0.0650	0.9350	10.23
59.5	206,372	13,530	0.0656	0.9344	9.56
60.5	167,163	8,223	0.0492	0.9508	8.94
61.5	154,500	4,935	0.0319	0.9681	8.50
62.5	145,463	6,138	0.0422	0.9578	8.23
63.5	136,337	6,579	0.0483	0.9517	7.88
64.5	119,846	6,945	0.0580	0.9420	7.50
65.5	110,478	6,998	0.0633	0.9367	7.06
66.5	77,895	6,068	0.0779	0.9221	6.62
67.5	66,030	5,139	0.0778	0.9222	6.10
68.5	57,900	6,632	0.1145	0.8855	5.63
69.5	43,780	2,797	0.0639	0.9361	4.98
70.5	38,738	2,098	0.0541	0.9459	4.66
71.5	34,929	1,163	0.0333	0.9667	4.41
72.5	31,768	2,044	0.0643	0.9357	4.26
73.5	29,243	1,667	0.0570	0.9430	3.99
74.5	25,648	1,394	0.0543	0.9457	3.76
75.5	23,288	1,649	0.0708	0.9292	3.56
76.5	22,315	1,997	0.0895	0.9105	3.31
77.5	19,359	2,157	0.1114	0.8886	3.01
78.5	16,926	1,786	0.1055	0.8945	2.67

THE CONNECTICUT LIGHT AND POWER COMPANY

ACCOUNT 371.00 INSTALLATIONS ON CUSTOMERS' PREMISES

ORIGINAL LIFE TABLE, CONT.

PLACEMENT BAND 1901-2025 EXPERIENCE BAND 1961-2025

AGE AT BEGIN OF INTERVAL	EXPOSURES AT BEGINNING OF AGE INTERVAL	RETIREMENTS DURING AGE INTERVAL	RETMT RATIO	SURV RATIO	PCT SURV BEGIN OF INTERVAL
79.5	15,226	1,377	0.0904	0.9096	2.39
80.5	14,539	1,718	0.1182	0.8818	2.18
81.5	13,054	1,291	0.0989	0.9011	1.92
82.5	11,945	1,216	0.1018	0.8982	1.73
83.5	10,741	853	0.0795	0.9205	1.55
84.5	9,957	898	0.0902	0.9098	1.43
85.5	9,215	1,206	0.1309	0.8691	1.30
86.5	7,954	1,600	0.2011	0.7989	1.13
87.5	5,785	286	0.0494	0.9506	0.90
88.5	5,230	417	0.0797	0.9203	0.86
89.5	4,860	383	0.0788	0.9212	0.79
90.5	4,341	823	0.1895	0.8105	0.73
91.5	3,496	643	0.1840	0.8160	0.59
92.5	2,852	450	0.1576	0.8424	0.48
93.5	2,393	443	0.1852	0.8148	0.41
94.5	1,948	491	0.2518	0.7482	0.33
95.5	1,355	795	0.5867	0.4133	0.25
96.5	613	217	0.3538	0.6462	0.10
97.5	260	31	0.1192	0.8808	0.07
98.5	167		0.0000	1.0000	0.06
99.5	121	34	0.2810	0.7190	0.06
100.5	87		0.0000	1.0000	0.04
101.5	87	11	0.1252	0.8748	0.04
102.5	76		0.0000	1.0000	0.04
103.5	76	34	0.4469	0.5531	0.04
104.5	42		0.0000	1.0000	0.02
105.5	42		0.0000	1.0000	0.02
106.5	42		0.0000	1.0000	0.02
107.5	42		0.0000	1.0000	0.02
108.5	180		0.0000	1.0000	0.02
109.5	180		0.0000	1.0000	0.02
110.5	180		0.0000	1.0000	0.02
111.5	180		0.0000	1.0000	0.02
112.5	180		0.0000	1.0000	0.02
113.5	180		0.0000	1.0000	0.02
114.5	180		0.0000	1.0000	0.02
115.5	180		0.0000	1.0000	0.02
116.5	138		0.0000	1.0000	0.02
117.5	138		0.0000	1.0000	0.02
118.5	138		0.0000	1.0000	0.02

THE CONNECTICUT LIGHT AND POWER COMPANY

ACCOUNT 371.00 INSTALLATIONS ON CUSTOMERS' PREMISES

ORIGINAL LIFE TABLE, CONT.

PLACEMENT BAND 1901-2025 EXPERIENCE BAND 1961-2025

AGE AT BEGIN OF INTERVAL	EXPOSURES AT BEGINNING OF AGE INTERVAL	RETIREMENTS DURING AGE INTERVAL	RETMT RATIO	SURV RATIO	PCT SURV BEGIN OF INTERVAL
119.5	138		0.0000	1.0000	0.02
120.5	138		0.0000	1.0000	0.02
121.5	138		0.0000	1.0000	0.02
122.5	138		0.0000	1.0000	0.02
123.5	138		0.0000	1.0000	0.02
124.5					0.02

THE CONNECTICUT LIGHT AND POWER COMPANY

ACCOUNT 371.00 INSTALLATIONS ON CUSTOMERS' PREMISES

ORIGINAL LIFE TABLE

PLACEMENT BAND 1901-2025 EXPERIENCE BAND 2001-2025

AGE AT BEGIN OF INTERVAL	EXPOSURES AT BEGINNING OF AGE INTERVAL	RETIREMENTS DURING AGE INTERVAL	RETMT RATIO	SURV RATIO	PCT SURV BEGIN OF INTERVAL
0.0	48,016,432	634,650	0.0132	0.9868	100.00
0.5	43,883,528	2,276,015	0.0519	0.9481	98.68
1.5	35,143,010	1,646,491	0.0469	0.9531	93.56
2.5	26,700,450	773,884	0.0290	0.9710	89.18
3.5	25,484,496	760,718	0.0299	0.9701	86.59
4.5	23,637,903	977,946	0.0414	0.9586	84.01
5.5	21,820,403	757,830	0.0347	0.9653	80.53
6.5	20,463,681	704,421	0.0344	0.9656	77.73
7.5	19,747,879	540,644	0.0274	0.9726	75.06
8.5	19,612,263	621,862	0.0317	0.9683	73.00
9.5	19,552,015	602,964	0.0308	0.9692	70.69
10.5	18,823,795	694,429	0.0369	0.9631	68.51
11.5	17,567,309	759,942	0.0433	0.9567	65.98
12.5	16,323,996	496,178	0.0304	0.9696	63.13
13.5	15,440,327	528,012	0.0342	0.9658	61.21
14.5	14,685,853	448,609	0.0305	0.9695	59.12
15.5	14,018,506	467,856	0.0334	0.9666	57.31
16.5	13,049,185	711,054	0.0545	0.9455	55.40
17.5	11,534,305	536,023	0.0465	0.9535	52.38
18.5	9,964,832	494,873	0.0497	0.9503	49.94
19.5	7,991,846	326,823	0.0409	0.9591	47.46
20.5	6,580,869	280,475	0.0426	0.9574	45.52
21.5	5,943,462	312,941	0.0527	0.9473	43.58
22.5	5,183,785	222,815	0.0430	0.9570	41.29
23.5	4,596,856	237,978	0.0518	0.9482	39.51
24.5	4,806,463	222,275	0.0462	0.9538	37.47
25.5	4,405,771	141,205	0.0321	0.9679	35.74
26.5	4,085,689	137,170	0.0336	0.9664	34.59
27.5	4,008,304	118,923	0.0297	0.9703	33.43
28.5	3,568,783	137,583	0.0386	0.9614	32.44
29.5	3,359,558	90,259	0.0269	0.9731	31.19
30.5	3,128,550	82,976	0.0265	0.9735	30.35
31.5	2,646,331	73,496	0.0278	0.9722	29.54
32.5	2,505,549	57,862	0.0231	0.9769	28.72
33.5	2,419,588	55,100	0.0228	0.9772	28.06
34.5	2,297,758	56,948	0.0248	0.9752	27.42
35.5	2,078,682	46,319	0.0223	0.9777	26.74
36.5	1,926,630	45,175	0.0234	0.9766	26.15
37.5	1,818,217	30,987	0.0170	0.9830	25.53
38.5	1,757,424	100,999	0.0575	0.9425	25.10

THE CONNECTICUT LIGHT AND POWER COMPANY

ACCOUNT 371.00 INSTALLATIONS ON CUSTOMERS' PREMISES

ORIGINAL LIFE TABLE, CONT.

PLACEMENT BAND 1901-2025 EXPERIENCE BAND 2001-2025

AGE AT BEGIN OF INTERVAL	EXPOSURES AT BEGINNING OF AGE INTERVAL	RETIREMENTS DURING AGE INTERVAL	RETMT RATIO	SURV RATIO	PCT SURV BEGIN OF INTERVAL
39.5	1,748,081	55,609	0.0318	0.9682	23.65
40.5	1,637,227	53,034	0.0324	0.9676	22.90
41.5	1,646,713	26,242	0.0159	0.9841	22.16
42.5	1,620,732	34,704	0.0214	0.9786	21.81
43.5	1,608,086	28,890	0.0180	0.9820	21.34
44.5	1,672,925	62,039	0.0371	0.9629	20.96
45.5	1,646,666	234,404	0.1424	0.8576	20.18
46.5	1,438,854	46,984	0.0327	0.9673	17.31
47.5	1,390,794	35,098	0.0252	0.9748	16.74
48.5	1,351,558	56,973	0.0422	0.9578	16.32
49.5	465,976	21,651	0.0465	0.9535	15.63
50.5	455,515	13,628	0.0299	0.9701	14.91
51.5	455,289	16,553	0.0364	0.9636	14.46
52.5	424,448	17,601	0.0415	0.9585	13.93
53.5	396,491	20,634	0.0520	0.9480	13.36
54.5	362,568	11,988	0.0331	0.9669	12.66
55.5	321,292	9,328	0.0290	0.9710	12.24
56.5	267,774	13,722	0.0512	0.9488	11.89
57.5	234,447	17,265	0.0736	0.9264	11.28
58.5	207,515	13,721	0.0661	0.9339	10.45
59.5	202,935	13,433	0.0662	0.9338	9.76
60.5	163,864	8,223	0.0502	0.9498	9.11
61.5	151,201	4,935	0.0326	0.9674	8.65
62.5	143,762	6,081	0.0423	0.9577	8.37
63.5	133,467	6,579	0.0493	0.9507	8.02
64.5	116,976	6,945	0.0594	0.9406	7.62
65.5	109,048	6,998	0.0642	0.9358	7.17
66.5	76,465	6,041	0.0790	0.9210	6.71
67.5	65,792	5,139	0.0781	0.9219	6.18
68.5	57,662	6,609	0.1146	0.8854	5.70
69.5	43,746	2,761	0.0631	0.9369	5.04
70.5	38,738	2,098	0.0541	0.9459	4.73
71.5	34,929	1,163	0.0333	0.9667	4.47
72.5	31,768	2,044	0.0643	0.9357	4.32
73.5	29,243	1,667	0.0570	0.9430	4.04
74.5	25,648	1,394	0.0543	0.9457	3.81
75.5	23,288	1,649	0.0708	0.9292	3.61
76.5	22,315	1,997	0.0895	0.9105	3.35
77.5	19,359	2,157	0.1114	0.8886	3.05
78.5	16,926	1,786	0.1055	0.8945	2.71

THE CONNECTICUT LIGHT AND POWER COMPANY

ACCOUNT 371.00 INSTALLATIONS ON CUSTOMERS' PREMISES

ORIGINAL LIFE TABLE, CONT.

PLACEMENT BAND 1901-2025 EXPERIENCE BAND 2001-2025

AGE AT BEGIN OF INTERVAL	EXPOSURES AT BEGINNING OF AGE INTERVAL	RETIREMENTS DURING AGE INTERVAL	RETMT RATIO	SURV RATIO	PCT SURV BEGIN OF INTERVAL
79.5	15,226	1,377	0.0904	0.9096	2.42
80.5	14,539	1,718	0.1182	0.8818	2.20
81.5	13,054	1,291	0.0989	0.9011	1.94
82.5	11,945	1,216	0.1018	0.8982	1.75
83.5	10,741	853	0.0795	0.9205	1.57
84.5	9,957	898	0.0902	0.9098	1.45
85.5	9,215	1,206	0.1309	0.8691	1.32
86.5	7,954	1,600	0.2011	0.7989	1.15
87.5	5,785	286	0.0494	0.9506	0.92
88.5	5,230	417	0.0797	0.9203	0.87
89.5	4,860	383	0.0788	0.9212	0.80
90.5	4,341	823	0.1895	0.8105	0.74
91.5	3,496	643	0.1840	0.8160	0.60
92.5	2,852	450	0.1576	0.8424	0.49
93.5	2,393	443	0.1852	0.8148	0.41
94.5	1,948	491	0.2518	0.7482	0.33
95.5	1,355	795	0.5867	0.4133	0.25
96.5	613	217	0.3538	0.6462	0.10
97.5	260	31	0.1192	0.8808	0.07
98.5	167		0.0000	1.0000	0.06
99.5	121	34	0.2810	0.7190	0.06
100.5	87		0.0000	1.0000	0.04
101.5	87	11	0.1252	0.8748	0.04
102.5	76		0.0000	1.0000	0.04
103.5	76	34	0.4469	0.5531	0.04
104.5	42		0.0000	1.0000	0.02
105.5	42		0.0000	1.0000	0.02
106.5	42		0.0000	1.0000	0.02
107.5	42		0.0000	1.0000	0.02
108.5	180		0.0000	1.0000	0.02
109.5	180		0.0000	1.0000	0.02
110.5	180		0.0000	1.0000	0.02
111.5	180		0.0000	1.0000	0.02
112.5	180		0.0000	1.0000	0.02
113.5	180		0.0000	1.0000	0.02
114.5	180		0.0000	1.0000	0.02
115.5	180		0.0000	1.0000	0.02
116.5	138		0.0000	1.0000	0.02
117.5	138		0.0000	1.0000	0.02
118.5	138		0.0000	1.0000	0.02

THE CONNECTICUT LIGHT AND POWER COMPANY

ACCOUNT 371.00 INSTALLATIONS ON CUSTOMERS' PREMISES

ORIGINAL LIFE TABLE, CONT.

PLACEMENT BAND 1901-2025 EXPERIENCE BAND 2001-2025

AGE AT BEGIN OF INTERVAL	EXPOSURES AT BEGINNING OF AGE INTERVAL	RETIREMENTS DURING AGE INTERVAL	RETMT RATIO	SURV RATIO	PCT SURV BEGIN OF INTERVAL
119.5	138		0.0000	1.0000	0.02
120.5	138		0.0000	1.0000	0.02
121.5	138		0.0000	1.0000	0.02
122.5	138		0.0000	1.0000	0.02
123.5	138		0.0000	1.0000	0.02
124.5					0.02

THE CONNECTICUT LIGHT AND POWER COMPANY
ACCOUNT 373.00 STREET LIGHTING AND SIGNAL SYSTEMS
ORIGINAL AND SMOOTH SURVIVOR CURVES

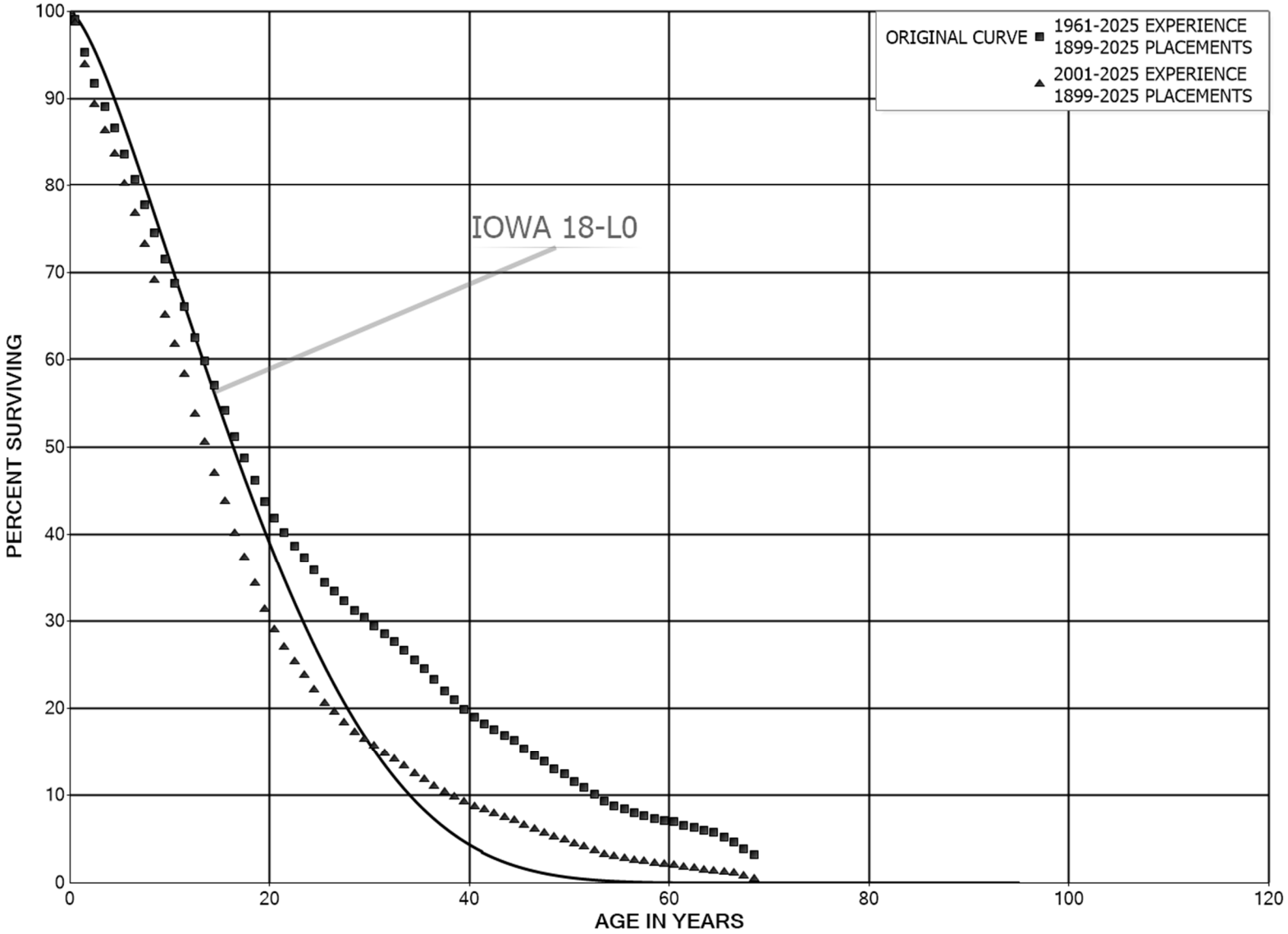

THE CONNECTICUT LIGHT AND POWER COMPANY

ACCOUNT 373.00 STREET LIGHTING AND SIGNAL SYSTEMS

ORIGINAL LIFE TABLE

PLACEMENT BAND 1899-2025 EXPERIENCE BAND 1961-2025

AGE AT BEGIN OF INTERVAL	EXPOSURES AT BEGINNING OF AGE INTERVAL	RETIREMENTS DURING AGE INTERVAL	RETMT RATIO	SURV RATIO	PCT SURV BEGIN OF INTERVAL
0.0	146,265,248	1,397,298	0.0096	0.9904	100.00
0.5	142,919,953	5,370,859	0.0376	0.9624	99.04
1.5	135,252,022	5,090,172	0.0376	0.9624	95.32
2.5	126,552,811	3,740,954	0.0296	0.9704	91.74
3.5	114,114,188	3,103,137	0.0272	0.9728	89.02
4.5	109,953,809	3,744,689	0.0341	0.9659	86.60
5.5	100,796,039	3,508,935	0.0348	0.9652	83.65
6.5	88,643,388	3,260,407	0.0368	0.9632	80.74
7.5	77,986,933	3,299,906	0.0423	0.9577	77.77
8.5	68,828,123	2,768,102	0.0402	0.9598	74.48
9.5	64,374,712	2,442,918	0.0379	0.9621	71.49
10.5	60,679,972	2,391,613	0.0394	0.9606	68.77
11.5	57,336,739	3,075,987	0.0536	0.9464	66.06
12.5	52,837,206	2,263,702	0.0428	0.9572	62.52
13.5	49,107,082	2,317,010	0.0472	0.9528	59.84
14.5	45,440,330	2,254,644	0.0496	0.9504	57.02
15.5	42,160,150	2,325,554	0.0552	0.9448	54.19
16.5	39,145,468	1,883,918	0.0481	0.9519	51.20
17.5	36,264,912	1,927,995	0.0532	0.9468	48.73
18.5	33,519,736	1,752,180	0.0523	0.9477	46.14
19.5	30,466,544	1,339,494	0.0440	0.9560	43.73
20.5	28,333,463	1,114,349	0.0393	0.9607	41.81
21.5	26,564,390	1,002,331	0.0377	0.9623	40.16
22.5	25,097,616	896,450	0.0357	0.9643	38.65
23.5	24,058,660	946,447	0.0393	0.9607	37.27
24.5	22,990,598	896,249	0.0390	0.9610	35.80
25.5	21,760,720	652,126	0.0300	0.9700	34.41
26.5	21,014,001	702,697	0.0334	0.9666	33.38
27.5	20,127,855	655,393	0.0326	0.9674	32.26
28.5	19,243,470	527,299	0.0274	0.9726	31.21
29.5	18,598,783	553,815	0.0298	0.9702	30.35
30.5	17,792,222	572,683	0.0322	0.9678	29.45
31.5	17,030,122	527,776	0.0310	0.9690	28.50
32.5	16,346,716	578,285	0.0354	0.9646	27.62
33.5	15,572,273	668,695	0.0429	0.9571	26.64
34.5	14,646,111	583,805	0.0399	0.9601	25.50
35.5	13,869,680	707,278	0.0510	0.9490	24.48
36.5	12,820,302	679,085	0.0530	0.9470	23.23
37.5	11,755,954	586,465	0.0499	0.9501	22.00
38.5	10,811,090	538,068	0.0498	0.9502	20.90

THE CONNECTICUT LIGHT AND POWER COMPANY

ACCOUNT 373.00 STREET LIGHTING AND SIGNAL SYSTEMS

ORIGINAL LIFE TABLE, CONT.

PLACEMENT BAND 1899-2025 EXPERIENCE BAND 1961-2025

AGE AT BEGIN OF INTERVAL	EXPOSURES AT BEGINNING OF AGE INTERVAL	RETIREMENTS DURING AGE INTERVAL	RETMT RATIO	SURV RATIO	PCT SURV BEGIN OF INTERVAL
39.5	9,938,598	468,627	0.0472	0.9528	19.86
40.5	9,033,976	362,071	0.0401	0.9599	18.93
41.5	8,421,266	302,097	0.0359	0.9641	18.17
42.5	7,757,962	302,354	0.0390	0.9610	17.52
43.5	7,188,676	252,475	0.0351	0.9649	16.83
44.5	6,599,705	380,940	0.0577	0.9423	16.24
45.5	5,917,112	292,945	0.0495	0.9505	15.31
46.5	5,263,751	268,972	0.0511	0.9489	14.55
47.5	4,752,019	280,634	0.0591	0.9409	13.80
48.5	4,285,074	210,920	0.0492	0.9508	12.99
49.5	3,839,495	253,408	0.0660	0.9340	12.35
50.5	3,348,404	199,085	0.0595	0.9405	11.53
51.5	3,065,885	216,969	0.0708	0.9292	10.85
52.5	2,708,520	225,569	0.0833	0.9167	10.08
53.5	2,360,800	118,190	0.0501	0.9499	9.24
54.5	2,112,205	98,835	0.0468	0.9532	8.78
55.5	1,879,222	93,777	0.0499	0.9501	8.37
56.5	1,697,187	76,318	0.0450	0.9550	7.95
57.5	1,542,464	53,794	0.0349	0.9651	7.59
58.5	1,417,219	42,888	0.0303	0.9697	7.33
59.5	1,572,483	46,162	0.0294	0.9706	7.11
60.5	1,452,992	73,558	0.0506	0.9494	6.90
61.5	1,351,119	60,058	0.0445	0.9555	6.55
62.5	1,259,377	57,676	0.0458	0.9542	6.26
63.5	1,182,195	44,182	0.0374	0.9626	5.97
64.5	1,115,972	105,404	0.0945	0.9055	5.75
65.5	963,700	108,703	0.1128	0.8872	5.20
66.5	837,462	132,246	0.1579	0.8421	4.62
67.5	688,085	120,407	0.1750	0.8250	3.89
68.5	545,125	36,168	0.0663	0.9337	3.21
69.5	498,151	52,930	0.1063	0.8937	3.00
70.5	430,301	54,734	0.1272	0.8728	2.68
71.5	368,004	44,312	0.1204	0.8796	2.34
72.5	320,273	19,530	0.0610	0.9390	2.06
73.5	296,795	28,072	0.0946	0.9054	1.93
74.5	262,573	18,316	0.0698	0.9302	1.75
75.5	241,043	18,090	0.0750	0.9250	1.63
76.5	216,932	5,854	0.0270	0.9730	1.50
77.5	207,502	3,444	0.0166	0.9834	1.46
78.5	200,543	2,938	0.0146	0.9854	1.44

THE CONNECTICUT LIGHT AND POWER COMPANY

ACCOUNT 373.00 STREET LIGHTING AND SIGNAL SYSTEMS

ORIGINAL LIFE TABLE, CONT.

PLACEMENT BAND 1899-2025 EXPERIENCE BAND 1961-2025

AGE AT BEGIN OF INTERVAL	EXPOSURES AT BEGINNING OF AGE INTERVAL	RETIREMENTS DURING AGE INTERVAL	RETMT RATIO	SURV RATIO	PCT SURV BEGIN OF INTERVAL
79.5	194,973	2,149	0.0110	0.9890	1.42
80.5	191,149	1,572	0.0082	0.9918	1.40
81.5	187,736	2,734	0.0146	0.9854	1.39
82.5	182,246	6,104	0.0335	0.9665	1.37
83.5	175,164	6,651	0.0380	0.9620	1.32
84.5	164,836	15,597	0.0946	0.9054	1.27
85.5	148,084	74,600	0.5038	0.4962	1.15
86.5	72,328	62,231	0.8604	0.1396	0.57
87.5	10,239	299	0.0292	0.9708	0.08
88.5	9,894	254	0.0257	0.9743	0.08
89.5	5,832	541	0.0928	0.9072	0.08
90.5	5,109	310	0.0606	0.9394	0.07
91.5	4,753		0.0000	1.0000	0.06
92.5	2,962	166	0.0561	0.9439	0.06
93.5	2,737		0.0000	1.0000	0.06
94.5	1,868		0.0000	1.0000	0.06
95.5	1,868		0.0000	1.0000	0.06
96.5	1,705	83	0.0487	0.9513	0.06
97.5	1,622	34	0.0210	0.9790	0.06
98.5	1,588		0.0000	1.0000	0.06
99.5	1,588		0.0000	1.0000	0.06
100.5	1,588		0.0000	1.0000	0.06
101.5	1,588		0.0000	1.0000	0.06
102.5	1,588		0.0000	1.0000	0.06
103.5	1,588		0.0000	1.0000	0.06
104.5	1,588		0.0000	1.0000	0.06
105.5	1,588	337	0.2125	0.7875	0.06
106.5	1,251	1,251	1.0000		0.04
107.5					
108.5					
109.5					
110.5					
111.5					
112.5	85		0.0000		
113.5	85		0.0000		
114.5	85		0.0000		
115.5	85		0.0000		
116.5	85	85	1.0000		
117.5					

THE CONNECTICUT LIGHT AND POWER COMPANY

ACCOUNT 373.00 STREET LIGHTING AND SIGNAL SYSTEMS

ORIGINAL LIFE TABLE

PLACEMENT BAND 1899-2025 EXPERIENCE BAND 2001-2025

AGE AT BEGIN OF INTERVAL	EXPOSURES AT BEGINNING OF AGE INTERVAL	RETIREMENTS DURING AGE INTERVAL	RETMT RATIO	SURV RATIO	PCT SURV BEGIN OF INTERVAL
0.0	102,229,357	1,397,298	0.0137	0.9863	100.00
0.5	99,368,876	4,861,094	0.0489	0.9511	98.63
1.5	92,395,937	4,489,297	0.0486	0.9514	93.81
2.5	84,919,298	2,867,715	0.0338	0.9662	89.25
3.5	73,835,926	2,239,583	0.0303	0.9697	86.24
4.5	70,953,443	2,946,308	0.0415	0.9585	83.62
5.5	63,287,899	2,713,408	0.0429	0.9571	80.15
6.5	53,114,233	2,479,002	0.0467	0.9533	76.71
7.5	43,548,882	2,449,370	0.0562	0.9438	73.13
8.5	35,722,101	2,027,546	0.0568	0.9432	69.02
9.5	32,572,138	1,697,114	0.0521	0.9479	65.10
10.5	30,298,276	1,691,167	0.0558	0.9442	61.71
11.5	28,570,465	2,236,279	0.0783	0.9217	58.26
12.5	25,721,450	1,547,341	0.0602	0.9398	53.70
13.5	23,524,115	1,649,891	0.0701	0.9299	50.47
14.5	21,275,898	1,458,481	0.0686	0.9314	46.93
15.5	19,683,104	1,628,430	0.0827	0.9173	43.72
16.5	17,940,402	1,244,517	0.0694	0.9306	40.10
17.5	16,335,231	1,314,588	0.0805	0.9195	37.32
18.5	14,862,525	1,304,073	0.0877	0.9123	34.31
19.5	12,814,869	966,622	0.0754	0.9246	31.30
20.5	11,603,242	786,485	0.0678	0.9322	28.94
21.5	10,742,834	684,802	0.0637	0.9363	26.98
22.5	9,993,030	606,854	0.0607	0.9393	25.26
23.5	9,640,222	680,746	0.0706	0.9294	23.73
24.5	9,585,757	657,399	0.0686	0.9314	22.05
25.5	9,081,222	463,211	0.0510	0.9490	20.54
26.5	8,882,955	540,354	0.0608	0.9392	19.49
27.5	8,630,085	516,113	0.0598	0.9402	18.31
28.5	8,541,186	412,125	0.0483	0.9517	17.21
29.5	8,598,370	426,670	0.0496	0.9504	16.38
30.5	8,608,805	452,951	0.0526	0.9474	15.57
31.5	9,227,047	432,151	0.0468	0.9532	14.75
32.5	9,129,545	487,071	0.0534	0.9466	14.06
33.5	9,025,294	607,118	0.0673	0.9327	13.31
34.5	9,124,458	525,361	0.0576	0.9424	12.41
35.5	8,943,214	588,325	0.0658	0.9342	11.70
36.5	8,343,862	523,041	0.0627	0.9373	10.93
37.5	7,726,383	389,300	0.0504	0.9496	10.24
38.5	7,279,019	393,617	0.0541	0.9459	9.73

THE CONNECTICUT LIGHT AND POWER COMPANY

ACCOUNT 373.00 STREET LIGHTING AND SIGNAL SYSTEMS

ORIGINAL LIFE TABLE, CONT.

PLACEMENT BAND 1899-2025 EXPERIENCE BAND 2001-2025

AGE AT BEGIN OF INTERVAL	EXPOSURES AT BEGINNING OF AGE INTERVAL	RETIREMENTS DURING AGE INTERVAL	RETMT RATIO	SURV RATIO	PCT SURV BEGIN OF INTERVAL
39.5	6,810,107	404,232	0.0594	0.9406	9.20
40.5	6,217,257	300,182	0.0483	0.9517	8.66
41.5	5,877,602	291,654	0.0496	0.9504	8.24
42.5	5,460,118	296,008	0.0542	0.9458	7.83
43.5	5,154,982	244,714	0.0475	0.9525	7.40
44.5	4,796,827	373,660	0.0779	0.9221	7.05
45.5	4,353,615	286,301	0.0658	0.9342	6.50
46.5	3,845,711	264,870	0.0689	0.9311	6.08
47.5	3,464,540	278,383	0.0804	0.9196	5.66
48.5	3,111,373	205,438	0.0660	0.9340	5.20
49.5	2,796,619	250,861	0.0897	0.9103	4.86
50.5	2,392,372	194,906	0.0815	0.9185	4.42
51.5	2,177,507	215,164	0.0988	0.9012	4.06
52.5	1,879,151	223,524	0.1189	0.8811	3.66
53.5	1,590,655	117,149	0.0736	0.9264	3.23
54.5	1,367,301	98,411	0.0720	0.9280	2.99
55.5	1,151,239	93,441	0.0812	0.9188	2.77
56.5	987,321	72,934	0.0739	0.9261	2.55
57.5	851,064	53,148	0.0624	0.9376	2.36
58.5	747,417	38,514	0.0515	0.9485	2.21
59.5	654,950	43,516	0.0664	0.9336	2.10
60.5	596,572	71,008	0.1190	0.8810	1.96
61.5	572,966	53,679	0.0937	0.9063	1.73
62.5	555,715	55,710	0.1002	0.8998	1.56
63.5	543,979	40,996	0.0754	0.9246	1.41
64.5	531,015	38,061	0.0717	0.9283	1.30
65.5	496,464	67,932	0.1368	0.8632	1.21
66.5	440,002	131,606	0.2991	0.7009	1.04
67.5	308,970	119,931	0.3882	0.6118	0.73
68.5	181,434	35,120	0.1936	0.8064	0.45
69.5	148,482	22,883	0.1541	0.8459	0.36
70.5	125,574	11,805	0.0940	0.9060	0.31
71.5	119,588	18,386	0.1537	0.8463	0.28
72.5	108,909	13,292	0.1220	0.8780	0.23
73.5	101,168	17,037	0.1684	0.8316	0.21
74.5	84,362	18,267	0.2165	0.7835	0.17
75.5	66,948	11,160	0.1667	0.8333	0.13
76.5	51,300	5,854	0.1141	0.8859	0.11
77.5	43,107	3,080	0.0714	0.9286	0.10
78.5	37,460	2,938	0.0784	0.9216	0.09

THE CONNECTICUT LIGHT AND POWER COMPANY

ACCOUNT 373.00 STREET LIGHTING AND SIGNAL SYSTEMS

ORIGINAL LIFE TABLE, CONT.

PLACEMENT BAND 1899-2025 EXPERIENCE BAND 2001-2025

AGE AT BEGIN OF INTERVAL	EXPOSURES AT BEGINNING OF AGE INTERVAL	RETIREMENTS DURING AGE INTERVAL	RETMT RATIO	SURV RATIO	PCT SURV BEGIN OF INTERVAL
79.5	32,064	2,096	0.0654	0.9346	0.08
80.5	28,715	1,572	0.0548	0.9452	0.08
81.5	26,063	2,734	0.1049	0.8951	0.07
82.5	20,674	2,589	0.1252	0.8748	0.07
83.5	17,191	612	0.0356	0.9644	0.06
84.5	12,936	166	0.0128	0.9872	0.06
85.5	11,669	566	0.0485	0.9515	0.06
86.5	9,946	254	0.0255	0.9745	0.05
87.5	8,616	299	0.0347	0.9653	0.05
88.5	8,272	254	0.0307	0.9693	0.05
89.5	4,210	541	0.1285	0.8715	0.05
90.5	3,487	310	0.0889	0.9111	0.04
91.5	3,131		0.0000	1.0000	0.04
92.5	1,340	166	0.1240	0.8760	0.04
93.5	1,115		0.0000	1.0000	0.03
94.5	246		0.0000	1.0000	0.03
95.5	280		0.0000	1.0000	0.03
96.5	117	83	0.7093	0.2907	0.03
97.5	34	34	1.0000		0.01
98.5					
99.5	1,251		0.0000		
100.5	1,251		0.0000		
101.5	1,588		0.0000		
102.5	1,588		0.0000		
103.5	1,588		0.0000		
104.5	1,588		0.0000		
105.5	1,588	337	0.2125		
106.5	1,251	1,251	1.0000		
107.5					
108.5					
109.5					
110.5					
111.5					
112.5	85		0.0000		
113.5	85		0.0000		
114.5	85		0.0000		
115.5	85		0.0000		
116.5	85	85	1.0000		
117.5					

THE CONNECTICUT LIGHT AND POWER COMPANY
ACCOUNT 390.10 STRUCTURES AND IMPROVEMENTS
ORIGINAL AND SMOOTH SURVIVOR CURVES

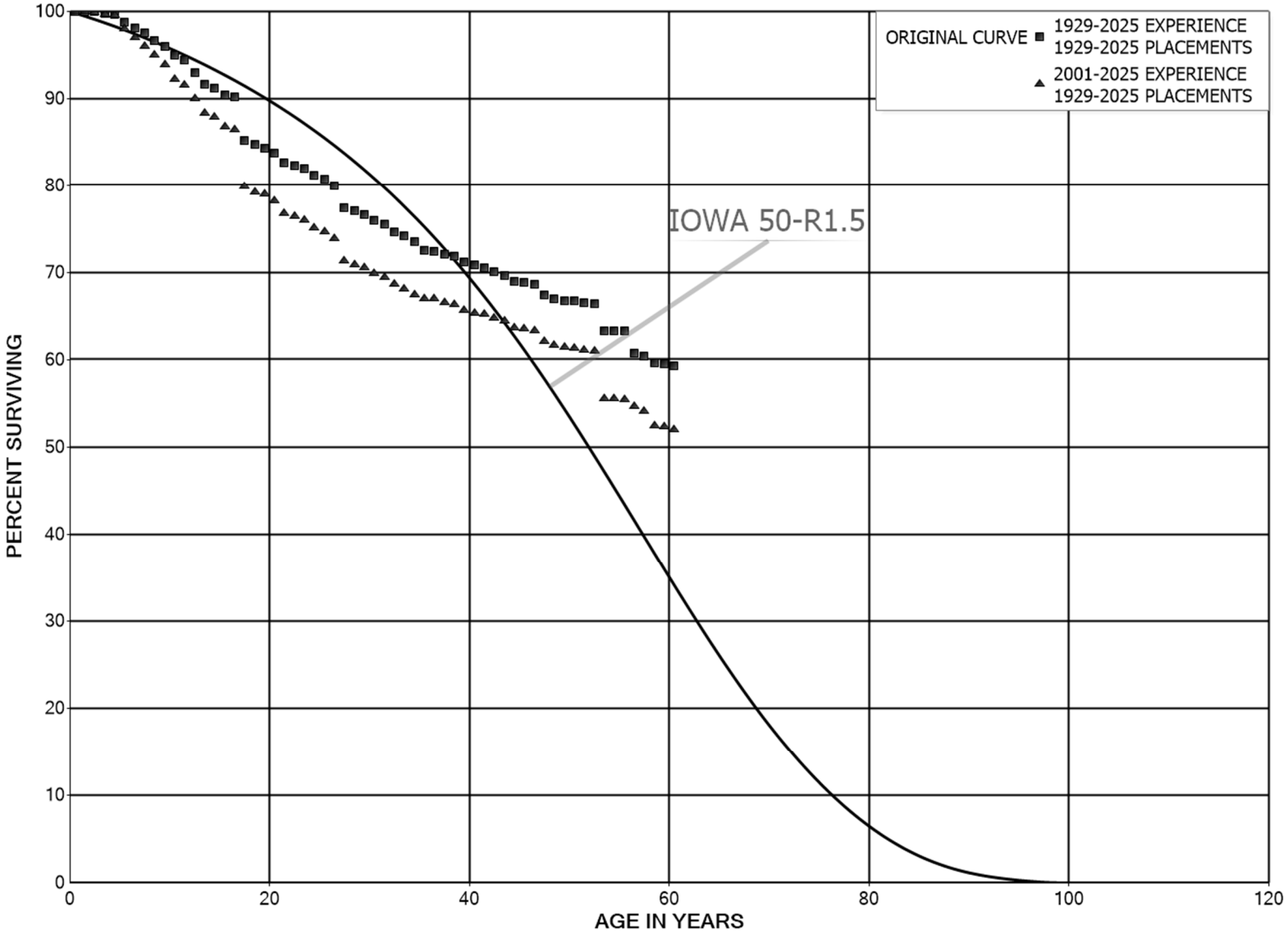

THE CONNECTICUT LIGHT AND POWER COMPANY

ACCOUNT 390.10 STRUCTURES AND IMPROVEMENTS

ORIGINAL LIFE TABLE

PLACEMENT BAND 1929-2025 EXPERIENCE BAND 1929-2025

AGE AT BEGIN OF INTERVAL	EXPOSURES AT BEGINNING OF AGE INTERVAL	RETIREMENTS DURING AGE INTERVAL	RETMT RATIO	SURV RATIO	PCT SURV BEGIN OF INTERVAL
0.0	300,872,261	72,462	0.0002	0.9998	100.00
0.5	246,787,118	8,183	0.0000	1.0000	99.98
1.5	235,766,184	193,715	0.0008	0.9992	99.97
2.5	213,180,232	245,842	0.0012	0.9988	99.89
3.5	196,479,613	214,858	0.0011	0.9989	99.78
4.5	182,269,934	1,758,480	0.0096	0.9904	99.67
5.5	172,760,848	1,121,401	0.0065	0.9935	98.70
6.5	167,719,301	1,031,657	0.0062	0.9938	98.06
7.5	158,478,632	1,292,944	0.0082	0.9918	97.46
8.5	151,606,059	1,070,422	0.0071	0.9929	96.67
9.5	148,651,270	1,673,835	0.0113	0.9887	95.98
10.5	140,916,329	790,585	0.0056	0.9944	94.90
11.5	135,884,343	2,100,305	0.0155	0.9845	94.37
12.5	132,445,465	1,905,443	0.0144	0.9856	92.91
13.5	113,788,156	530,184	0.0047	0.9953	91.57
14.5	111,270,240	974,781	0.0088	0.9912	91.15
15.5	106,699,298	226,063	0.0021	0.9979	90.35
16.5	104,076,006	5,752,739	0.0553	0.9447	90.16
17.5	92,612,480	546,204	0.0059	0.9941	85.17
18.5	89,829,020	384,115	0.0043	0.9957	84.67
19.5	86,322,263	574,488	0.0067	0.9933	84.31
20.5	84,476,922	1,179,934	0.0140	0.9860	83.75
21.5	78,302,859	229,615	0.0029	0.9971	82.58
22.5	73,474,700	357,431	0.0049	0.9951	82.34
23.5	71,679,463	674,920	0.0094	0.9906	81.94
24.5	68,549,985	417,331	0.0061	0.9939	81.17
25.5	67,919,709	613,483	0.0090	0.9910	80.67
26.5	67,191,436	2,125,564	0.0316	0.9684	79.94
27.5	64,002,858	318,377	0.0050	0.9950	77.41
28.5	63,200,029	299,116	0.0047	0.9953	77.03
29.5	62,369,778	553,344	0.0089	0.9911	76.66
30.5	60,144,723	348,270	0.0058	0.9942	75.98
31.5	57,483,060	672,010	0.0117	0.9883	75.54
32.5	51,879,642	336,222	0.0065	0.9935	74.66
33.5	44,287,010	432,491	0.0098	0.9902	74.18
34.5	42,262,426	526,755	0.0125	0.9875	73.45
35.5	40,137,757	51,715	0.0013	0.9987	72.54
36.5	38,435,302	195,006	0.0051	0.9949	72.44
37.5	29,467,934	79,649	0.0027	0.9973	72.08
38.5	27,894,934	270,780	0.0097	0.9903	71.88

THE CONNECTICUT LIGHT AND POWER COMPANY

ACCOUNT 390.10 STRUCTURES AND IMPROVEMENTS

ORIGINAL LIFE TABLE, CONT.

PLACEMENT BAND 1929-2025 EXPERIENCE BAND 1929-2025

AGE AT BEGIN OF INTERVAL	EXPOSURES AT BEGINNING OF AGE INTERVAL	RETIREMENTS DURING AGE INTERVAL	RETMT RATIO	SURV RATIO	PCT SURV BEGIN OF INTERVAL
39.5	24,606,772	102,937	0.0042	0.9958	71.18
40.5	22,864,692	120,724	0.0053	0.9947	70.89
41.5	21,957,535	143,557	0.0065	0.9935	70.51
42.5	21,235,845	115,936	0.0055	0.9945	70.05
43.5	20,354,480	215,436	0.0106	0.9894	69.67
44.5	18,429,904	36,833	0.0020	0.9980	68.93
45.5	18,104,841	35,045	0.0019	0.9981	68.79
46.5	17,082,742	318,289	0.0186	0.9814	68.66
47.5	15,783,012	101,317	0.0064	0.9936	67.38
48.5	13,896,816	37,153	0.0027	0.9973	66.95
49.5	13,796,681	12,783	0.0009	0.9991	66.77
50.5	13,707,922	39,360	0.0029	0.9971	66.71
51.5	4,489,694	8,200	0.0018	0.9982	66.52
52.5	3,928,420	184,171	0.0469	0.9531	66.39
53.5	3,611,438	1,351	0.0004	0.9996	63.28
54.5	3,569,730	724	0.0002	0.9998	63.26
55.5	3,426,975	134,215	0.0392	0.9608	63.24
56.5	3,274,469	17,281	0.0053	0.9947	60.77
57.5	3,222,687	45,830	0.0142	0.9858	60.45
58.5	3,141,069	4,572	0.0015	0.9985	59.59
59.5	3,099,663	9,462	0.0031	0.9969	59.50
60.5	2,981,388	7,057	0.0024	0.9976	59.32
61.5	2,969,123	5,707	0.0019	0.9981	59.18
62.5	2,806,915	786	0.0003	0.9997	59.06
63.5	2,673,974	7,430	0.0028	0.9972	59.05
64.5	2,649,712	93,780	0.0354	0.9646	58.88
65.5	2,531,566	8,224	0.0032	0.9968	56.80
66.5	2,400,364	1,932	0.0008	0.9992	56.62
67.5	2,276,326		0.0000	1.0000	56.57
68.5	1,924,700	26,576	0.0138	0.9862	56.57
69.5	1,896,639	55,394	0.0292	0.9708	55.79
70.5	1,804,283	838	0.0005	0.9995	54.16
71.5	1,801,110	42,435	0.0236	0.9764	54.13
72.5	1,687,178	446	0.0003	0.9997	52.86
73.5	1,683,419	6,492	0.0039	0.9961	52.84
74.5	1,671,590	17,939	0.0107	0.9893	52.64
75.5	1,647,516	15,397	0.0093	0.9907	52.08
76.5	1,619,834	35,640	0.0220	0.9780	51.59
77.5	1,552,190	6,463	0.0042	0.9958	50.45
78.5	1,458,919	6,409	0.0044	0.9956	50.24

THE CONNECTICUT LIGHT AND POWER COMPANY

ACCOUNT 390.10 STRUCTURES AND IMPROVEMENTS

ORIGINAL LIFE TABLE, CONT.

PLACEMENT BAND 1929-2025 EXPERIENCE BAND 1929-2025

AGE AT BEGIN OF INTERVAL	EXPOSURES AT BEGINNING OF AGE INTERVAL	RETIREMENTS DURING AGE INTERVAL	RETMT RATIO	SURV RATIO	PCT SURV BEGIN OF INTERVAL
79.5	1,447,621		0.0000	1.0000	50.02
80.5	1,446,874		0.0000	1.0000	50.02
81.5	1,446,874	193	0.0001	0.9999	50.02
82.5	1,446,681	1,509	0.0010	0.9990	50.02
83.5	1,445,171		0.0000	1.0000	49.96
84.5	1,381,668		0.0000	1.0000	49.96
85.5	1,189,422		0.0000	1.0000	49.96
86.5	1,189,422	211,655	0.1779	0.8221	49.96
87.5	977,767		0.0000	1.0000	41.07
88.5	967,252		0.0000	1.0000	41.07
89.5	967,252		0.0000	1.0000	41.07
90.5	967,252		0.0000	1.0000	41.07
91.5	967,252		0.0000	1.0000	41.07
92.5	967,252		0.0000	1.0000	41.07
93.5	967,252		0.0000	1.0000	41.07
94.5	329,073		0.0000	1.0000	41.07
95.5	329,073		0.0000	1.0000	41.07
96.5					41.07

THE CONNECTICUT LIGHT AND POWER COMPANY

ACCOUNT 390.10 STRUCTURES AND IMPROVEMENTS - OTHER

ORIGINAL LIFE TABLE

PLACEMENT BAND 1929-2025 EXPERIENCE BAND 2001-2025

AGE AT BEGIN OF INTERVAL	EXPOSURES AT BEGINNING OF AGE INTERVAL	RETIREMENTS DURING AGE INTERVAL	RETMT RATIO	SURV RATIO	PCT SURV BEGIN OF INTERVAL
0.0	223,945,603	72,462	0.0003	0.9997	100.00
0.5	170,032,898	8,183	0.0000	1.0000	99.97
1.5	159,096,159	193,715	0.0012	0.9988	99.96
2.5	137,239,072	245,842	0.0018	0.9982	99.84
3.5	120,651,320	214,858	0.0018	0.9982	99.66
4.5	107,448,704	1,642,751	0.0153	0.9847	99.48
5.5	99,351,622	1,041,172	0.0105	0.9895	97.96
6.5	93,801,427	953,566	0.0102	0.9898	96.94
7.5	85,550,407	906,217	0.0106	0.9894	95.95
8.5	86,664,767	1,007,933	0.0116	0.9884	94.94
9.5	85,975,669	1,539,679	0.0179	0.9821	93.83
10.5	81,657,227	546,891	0.0067	0.9933	92.15
11.5	82,487,135	1,394,483	0.0169	0.9831	91.53
12.5	89,357,907	1,649,718	0.0185	0.9815	89.99
13.5	72,472,646	439,938	0.0061	0.9939	88.32
14.5	74,287,932	937,078	0.0126	0.9874	87.79
15.5	71,695,823	219,467	0.0031	0.9969	86.68
16.5	75,542,760	5,737,286	0.0759	0.9241	86.42
17.5	65,475,935	512,173	0.0078	0.9922	79.85
18.5	63,812,330	271,349	0.0043	0.9957	79.23
19.5	62,157,111	574,488	0.0092	0.9908	78.89
20.5	62,176,516	1,171,210	0.0188	0.9812	78.16
21.5	57,463,941	228,697	0.0040	0.9960	76.69
22.5	52,815,055	337,707	0.0064	0.9936	76.38
23.5	52,953,372	612,120	0.0116	0.9884	75.90
24.5	49,990,508	263,918	0.0053	0.9947	75.02
25.5	49,598,637	555,683	0.0112	0.9888	74.62
26.5	61,688,011	2,125,266	0.0345	0.9655	73.79
27.5	59,111,318	317,329	0.0054	0.9946	71.24
28.5	58,473,536	291,405	0.0050	0.9950	70.86
29.5	57,697,487	539,689	0.0094	0.9906	70.51
30.5	55,641,409	348,270	0.0063	0.9937	69.85
31.5	53,119,340	646,926	0.0122	0.9878	69.41
32.5	47,581,951	328,989	0.0069	0.9931	68.57
33.5	40,049,696	432,491	0.0108	0.9892	68.09
34.5	38,067,146	208,460	0.0055	0.9945	67.36
35.5	36,380,243	46,139	0.0013	0.9987	66.99
36.5	34,705,055	194,738	0.0056	0.9944	66.90
37.5	26,071,456	76,405	0.0029	0.9971	66.53
38.5	24,655,848	270,578	0.0110	0.9890	66.33

THE CONNECTICUT LIGHT AND POWER COMPANY

ACCOUNT 390.10 STRUCTURES AND IMPROVEMENTS - OTHER

ORIGINAL LIFE TABLE, CONT.

PLACEMENT BAND 1929-2025 EXPERIENCE BAND 2001-2025

AGE AT BEGIN OF INTERVAL	EXPOSURES AT BEGINNING OF AGE INTERVAL	RETIREMENTS DURING AGE INTERVAL	RETMT RATIO	SURV RATIO	PCT SURV BEGIN OF INTERVAL
39.5	21,428,734	100,869	0.0047	0.9953	65.61
40.5	19,716,293	47,138	0.0024	0.9976	65.30
41.5	19,019,958	111,996	0.0059	0.9941	65.14
42.5	18,650,946	115,695	0.0062	0.9938	64.76
43.5	18,219,954	215,436	0.0118	0.9882	64.36
44.5	16,297,083	35,626	0.0022	0.9978	63.59
45.5	16,013,429	33,923	0.0021	0.9979	63.46
46.5	14,998,225	305,378	0.0204	0.9796	63.32
47.5	13,853,747	101,317	0.0073	0.9927	62.03
48.5	11,972,679	37,153	0.0031	0.9969	61.58
49.5	11,881,148	12,783	0.0011	0.9989	61.39
50.5	11,798,524	39,360	0.0033	0.9967	61.32
51.5	2,596,087	7,613	0.0029	0.9971	61.12
52.5	2,068,589	184,171	0.0890	0.9110	60.94
53.5	1,838,864	1,351	0.0007	0.9993	55.51
54.5	1,802,140	724	0.0004	0.9996	55.47
55.5	1,660,132	25,682	0.0155	0.9845	55.45
56.5	1,616,160	17,281	0.0107	0.9893	54.59
57.5	1,564,377	45,830	0.0293	0.9707	54.01
58.5	1,482,759	4,572	0.0031	0.9969	52.42
59.5	1,507,687	9,462	0.0063	0.9937	52.26
60.5	1,578,013	7,057	0.0045	0.9955	51.94
61.5	1,565,748	5,707	0.0036	0.9964	51.70
62.5	1,403,540	786	0.0006	0.9994	51.51
63.5	1,286,835	7,430	0.0058	0.9942	51.49
64.5	1,262,573	93,780	0.0743	0.9257	51.19
65.5	1,144,427	8,224	0.0072	0.9928	47.39
66.5	1,013,225	1,932	0.0019	0.9981	47.05
67.5	889,187		0.0000	1.0000	46.96
68.5	563,841	26,576	0.0471	0.9529	46.96
69.5	1,251,101	55,394	0.0443	0.9557	44.74
70.5	1,158,745	838	0.0007	0.9993	42.76
71.5	1,801,110	42,435	0.0236	0.9764	42.73
72.5	1,687,178	446	0.0003	0.9997	41.72
73.5	1,683,419	6,492	0.0039	0.9961	41.71
74.5	1,671,590	17,939	0.0107	0.9893	41.55
75.5	1,647,516	15,397	0.0093	0.9907	41.11
76.5	1,619,834	35,640	0.0220	0.9780	40.72
77.5	1,552,190	6,463	0.0042	0.9958	39.83
78.5	1,458,919	6,409	0.0044	0.9956	39.66

THE CONNECTICUT LIGHT AND POWER COMPANY

ACCOUNT 390.10 STRUCTURES AND IMPROVEMENTS - OTHER

ORIGINAL LIFE TABLE, CONT.

PLACEMENT BAND 1929-2025 EXPERIENCE BAND 2001-2025

AGE AT BEGIN OF INTERVAL	EXPOSURES AT BEGINNING OF AGE INTERVAL	RETIREMENTS DURING AGE INTERVAL	RETMT RATIO	SURV RATIO	PCT SURV BEGIN OF INTERVAL
79.5	1,447,621		0.0000	1.0000	39.49
80.5	1,446,874		0.0000	1.0000	39.49
81.5	1,446,874	193	0.0001	0.9999	39.49
82.5	1,446,681	1,509	0.0010	0.9990	39.48
83.5	1,445,171		0.0000	1.0000	39.44
84.5	1,381,668		0.0000	1.0000	39.44
85.5	1,189,422		0.0000	1.0000	39.44
86.5	1,189,422	211,655	0.1779	0.8221	39.44
87.5	977,767		0.0000	1.0000	32.42
88.5	967,252		0.0000	1.0000	32.42
89.5	967,252		0.0000	1.0000	32.42
90.5	967,252		0.0000	1.0000	32.42
91.5	967,252		0.0000	1.0000	32.42
92.5	967,252		0.0000	1.0000	32.42
93.5	967,252		0.0000	1.0000	32.42
94.5	329,073		0.0000	1.0000	32.42
95.5	329,073		0.0000	1.0000	32.42
96.5					32.42

THE CONNECTICUT LIGHT AND POWER COMPANY
ACCOUNT 392.10 TRANSPORTATION EQUIPMENT - CLASS 1 (CARS)
ORIGINAL AND SMOOTH SURVIVOR CURVES

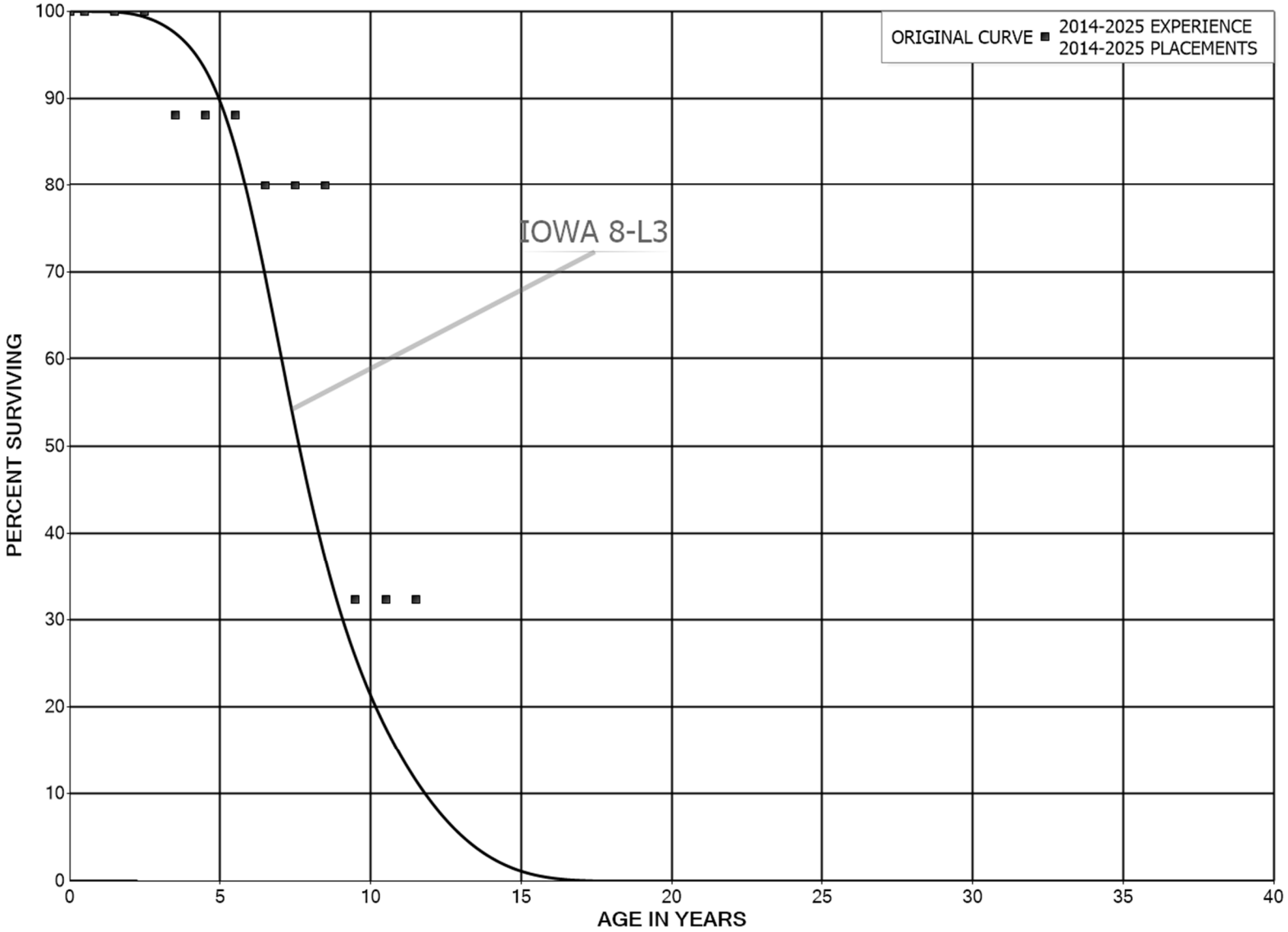

THE CONNECTICUT LIGHT AND POWER COMPANY

ACCOUNT 392.10 TRANSPORTATION EQUIPMENT - CLASS 1 (CARS)

ORIGINAL LIFE TABLE

PLACEMENT BAND 2014-2025 EXPERIENCE BAND 2014-2025

AGE AT BEGIN OF INTERVAL	EXPOSURES AT BEGINNING OF AGE INTERVAL	RETIREMENTS DURING AGE INTERVAL	RETMT RATIO	SURV RATIO	PCT SURV BEGIN OF INTERVAL
0.0	2,534,591		0.0000	1.0000	100.00
0.5	2,253,863		0.0000	1.0000	100.00
1.5	1,033,751		0.0000	1.0000	100.00
2.5	577,212	68,829	0.1192	0.8808	100.00
3.5	380,757		0.0000	1.0000	88.08
4.5	256,478		0.0000	1.0000	88.08
5.5	235,925	21,803	0.0924	0.9076	88.08
6.5	193,628		0.0000	1.0000	79.94
7.5	39,499		0.0000	1.0000	79.94
8.5	39,499	23,544	0.5961	0.4039	79.94
9.5	15,955		0.0000	1.0000	32.29
10.5	15,955		0.0000	1.0000	32.29
11.5					32.29

THE CONNECTICUT LIGHT AND POWER COMPANY
ACCOUNT 392.11 TRANSPORTATION EQUIPMENT - CLASS 2 (LIGHT TRUCKS)
ORIGINAL AND SMOOTH SURVIVOR CURVES

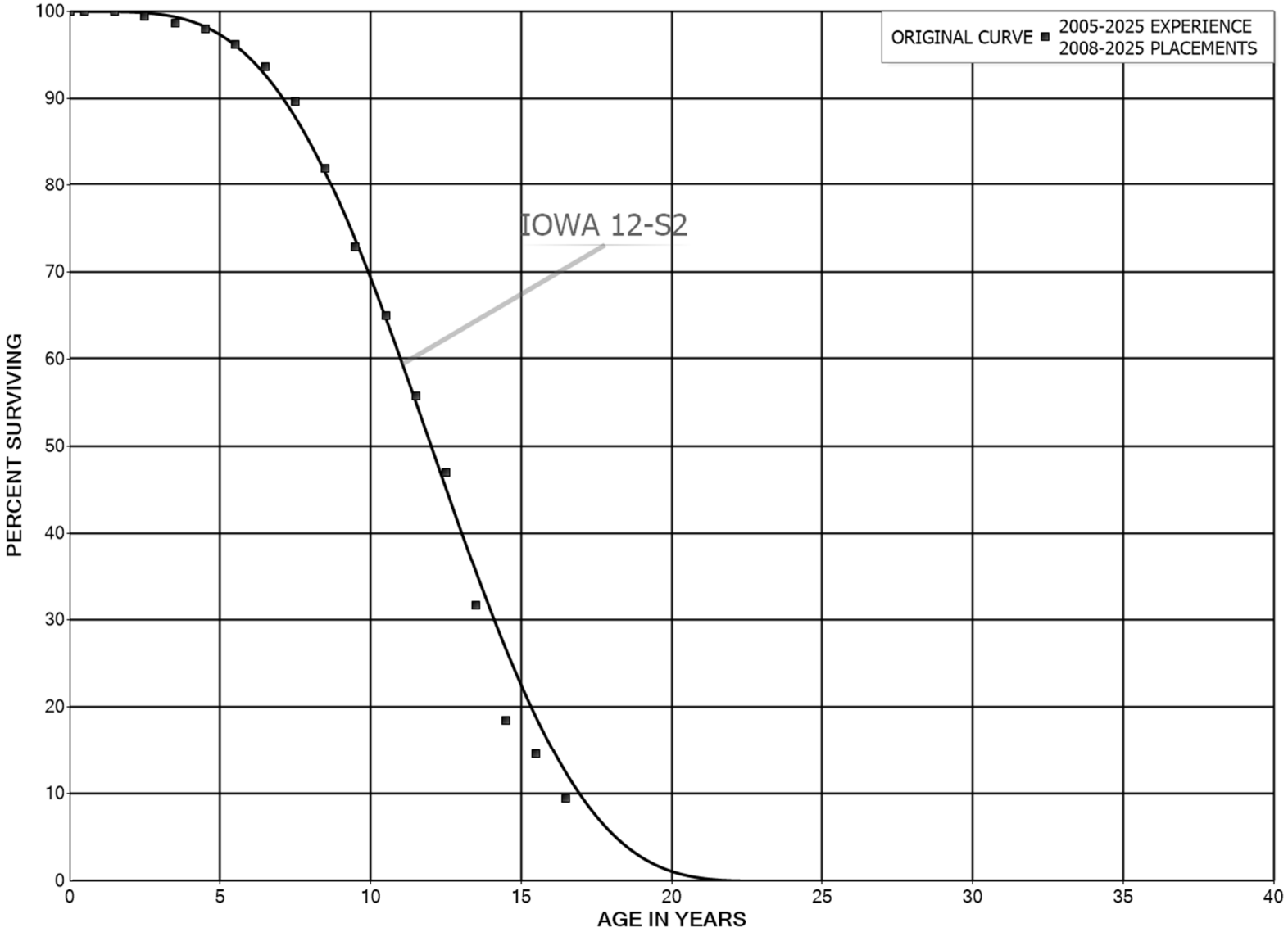

THE CONNECTICUT LIGHT AND POWER COMPANY

ACCOUNT 392.11 TRANSPORTATION EQUIPMENT - CLASS 2 (LIGHT TRUCKS)

ORIGINAL LIFE TABLE

PLACEMENT BAND 2008-2025 EXPERIENCE BAND 2005-2025

AGE AT BEGIN OF INTERVAL	EXPOSURES AT BEGINNING OF AGE INTERVAL	RETIREMENTS DURING AGE INTERVAL	RETMT RATIO	SURV RATIO	PCT SURV BEGIN OF INTERVAL
0.0	57,813,938	3,397	0.0001	0.9999	100.00
0.5	48,014,612	17,168	0.0004	0.9996	99.99
1.5	41,139,803	245,351	0.0060	0.9940	99.96
2.5	30,400,959	235,982	0.0078	0.9922	99.36
3.5	28,607,338	169,737	0.0059	0.9941	98.59
4.5	24,876,892	466,261	0.0187	0.9813	98.01
5.5	20,587,024	542,886	0.0264	0.9736	96.17
6.5	18,076,155	777,123	0.0430	0.9570	93.63
7.5	15,482,565	1,327,140	0.0857	0.9143	89.61
8.5	12,417,636	1,372,324	0.1105	0.8895	81.93
9.5	9,218,861	1,003,609	0.1089	0.8911	72.87
10.5	6,578,551	931,686	0.1416	0.8584	64.94
11.5	5,116,918	811,286	0.1585	0.8415	55.74
12.5	4,045,118	1,322,854	0.3270	0.6730	46.90
13.5	2,360,504	982,945	0.4164	0.5836	31.57
14.5	828,503	175,391	0.2117	0.7883	18.42
15.5	377,519	132,519	0.3510	0.6490	14.52
16.5					9.42

THE CONNECTICUT LIGHT AND POWER COMPANY
ACCOUNT 392.12 TRANSPORTATION EQUIPMENT - CLASS 3 (MEDIUM TRUCKS)
ORIGINAL AND SMOOTH SURVIVOR CURVES

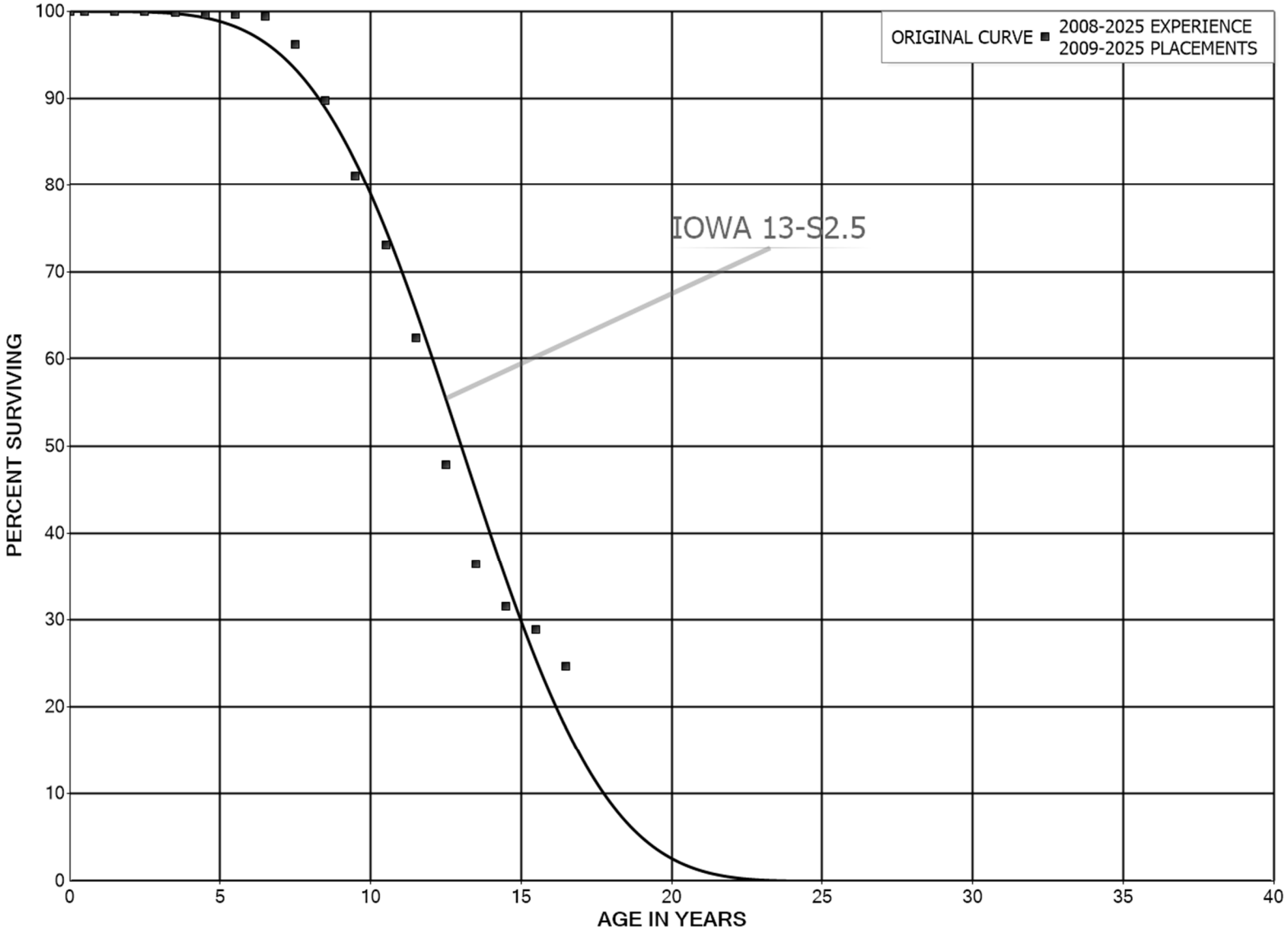

THE CONNECTICUT LIGHT AND POWER COMPANY

ACCOUNT 392.12 TRANSPORTATION EQUIPMENT - CLASS 3 (MEDIUM TRUCKS)

ORIGINAL LIFE TABLE

PLACEMENT BAND 2009-2025 EXPERIENCE BAND 2008-2025

AGE AT BEGIN OF INTERVAL	EXPOSURES AT BEGINNING OF AGE INTERVAL	RETIREMENTS DURING AGE INTERVAL	RETMT RATIO	SURV RATIO	PCT SURV BEGIN OF INTERVAL
0.0	14,219,413		0.0000	1.0000	100.00
0.5	14,075,323		0.0000	1.0000	100.00
1.5	14,075,323		0.0000	1.0000	100.00
2.5	13,432,908	20,610	0.0015	0.9985	100.00
3.5	13,037,678	31,219	0.0024	0.9976	99.85
4.5	12,762,644		0.0000	1.0000	99.61
5.5	12,589,911	22,816	0.0018	0.9982	99.61
6.5	11,747,920	380,546	0.0324	0.9676	99.43
7.5	10,287,238	688,289	0.0669	0.9331	96.21
8.5	7,162,805	695,664	0.0971	0.9029	89.77
9.5	5,194,326	510,996	0.0984	0.9016	81.05
10.5	4,234,063	616,055	0.1455	0.8545	73.08
11.5	3,533,694	824,043	0.2332	0.7668	62.44
12.5	2,709,651	647,158	0.2388	0.7612	47.88
13.5	1,735,214	235,318	0.1356	0.8644	36.45
14.5	1,036,552	86,954	0.0839	0.9161	31.50
15.5	596,990	86,980	0.1457	0.8543	28.86
16.5					24.66

THE CONNECTICUT LIGHT AND POWER COMPANY
ACCOUNT 392.13 TRANSPORTATION EQUIPMENT - CLASS 4 (HEAVY TRUCKS)
ORIGINAL AND SMOOTH SURVIVOR CURVES

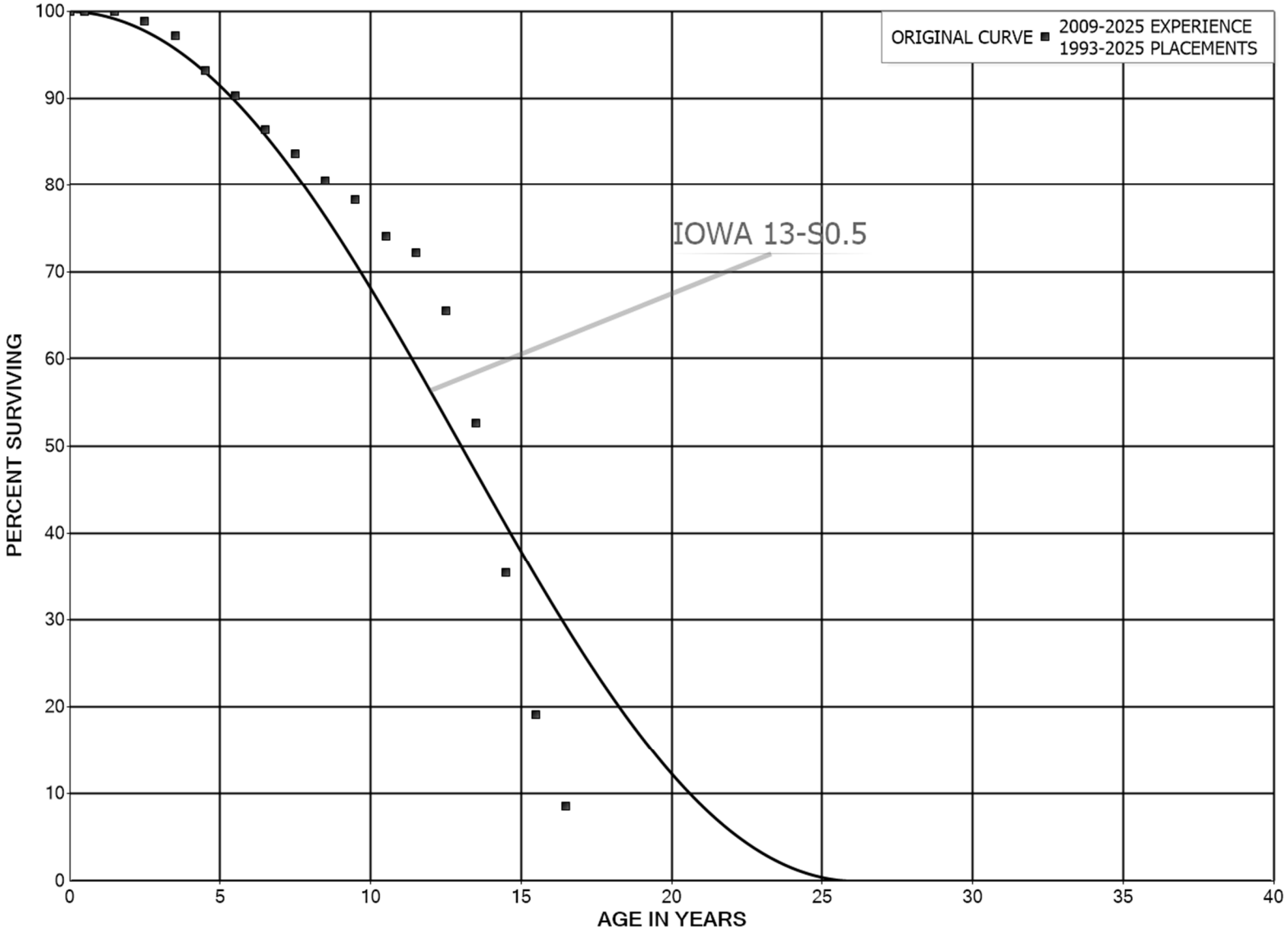

THE CONNECTICUT LIGHT AND POWER COMPANY

ACCOUNT 392.13 TRANSPORTATION EQUIPMENT - CLASS 4 (HEAVY TRUCKS)

ORIGINAL LIFE TABLE

PLACEMENT BAND 1993-2025 EXPERIENCE BAND 2009-2025

AGE AT BEGIN OF INTERVAL	EXPOSURES AT BEGINNING OF AGE INTERVAL	RETIREMENTS DURING AGE INTERVAL	RETMT RATIO	SURV RATIO	PCT SURV BEGIN OF INTERVAL
0.0	139,726,979		0.0000	1.0000	100.00
0.5	119,803,743	9,702	0.0001	0.9999	100.00
1.5	113,699,605	1,317,044	0.0116	0.9884	99.99
2.5	99,727,915	1,672,370	0.0168	0.9832	98.83
3.5	94,380,705	3,888,209	0.0412	0.9588	97.18
4.5	77,080,630	2,346,352	0.0304	0.9696	93.17
5.5	63,756,883	2,787,944	0.0437	0.9563	90.34
6.5	54,923,231	1,780,085	0.0324	0.9676	86.39
7.5	46,400,577	1,705,477	0.0368	0.9632	83.59
8.5	35,016,242	959,718	0.0274	0.9726	80.51
9.5	29,164,130	1,597,014	0.0548	0.9452	78.31
10.5	25,933,368	633,303	0.0244	0.9756	74.02
11.5	24,599,372	2,301,176	0.0935	0.9065	72.21
12.5	21,806,797	4,282,519	0.1964	0.8036	65.46
13.5	13,578,342	4,442,784	0.3272	0.6728	52.60
14.5	2,992,827	1,383,577	0.4623	0.5377	35.39
15.5	1,406,401	777,359	0.5527	0.4473	19.03
16.5					8.51
17.5					
18.5					
19.5					
20.5	3,455	3,455	1.0000		
21.5					

THE CONNECTICUT LIGHT AND POWER COMPANY
ACCOUNT 392.14 TRANSPORTATION EQUIPMENT - CLASS 5 (ROLLING EQUIPMENT)
ORIGINAL AND SMOOTH SURVIVOR CURVES

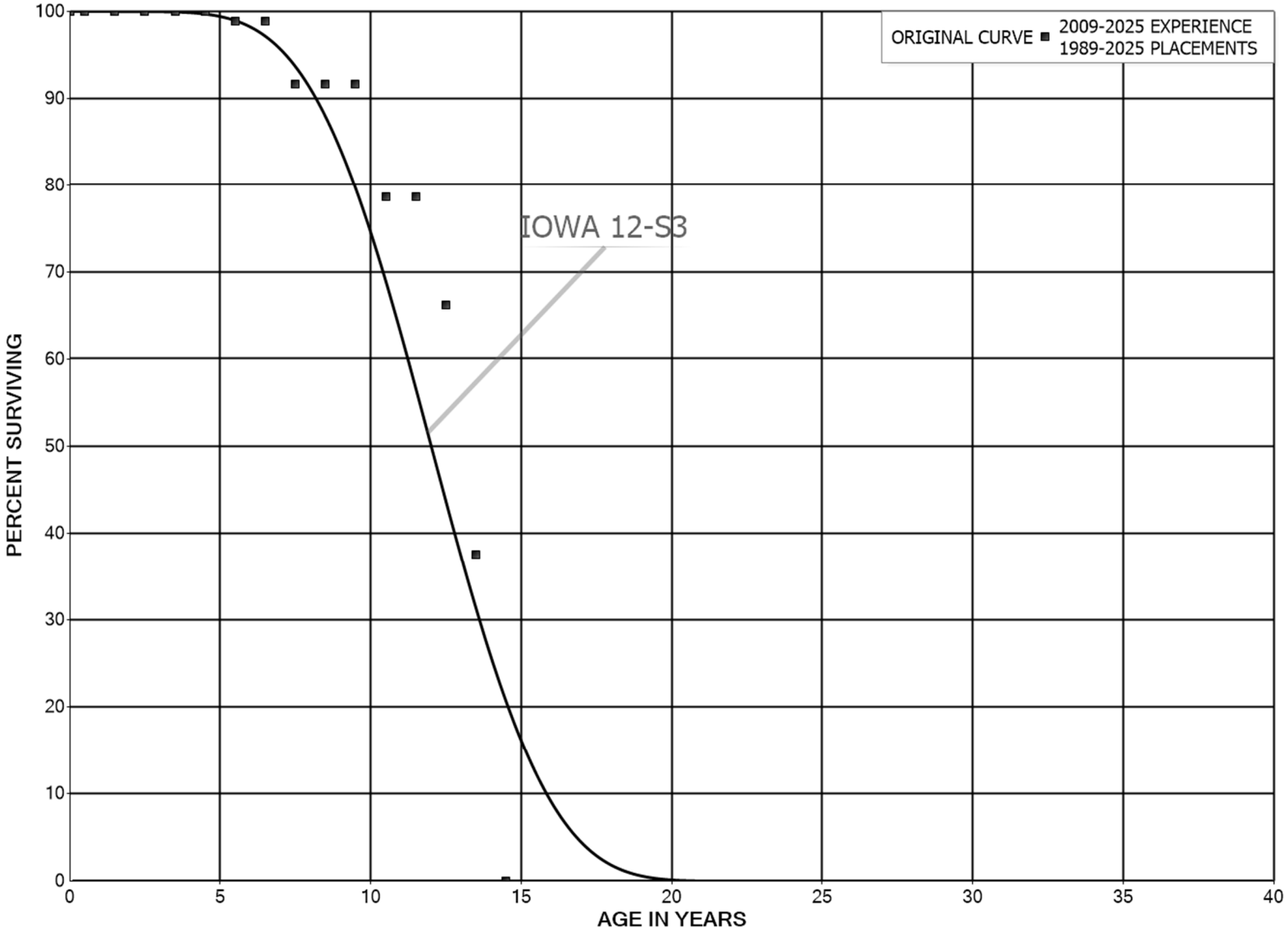

THE CONNECTICUT LIGHT AND POWER COMPANY

ACCOUNT 392.14 TRANSPORTATION EQUIPMENT - CLASS 5 (ROLLING EQUIPMENT)

ORIGINAL LIFE TABLE

PLACEMENT BAND 1989-2025 EXPERIENCE BAND 2009-2025

AGE AT BEGIN OF INTERVAL	EXPOSURES AT BEGINNING OF AGE INTERVAL	RETIREMENTS DURING AGE INTERVAL	RETMT RATIO	SURV RATIO	PCT SURV BEGIN OF INTERVAL
0.0	5,854,648		0.0000	1.0000	100.00
0.5	4,895,148		0.0000	1.0000	100.00
1.5	3,707,236		0.0000	1.0000	100.00
2.5	3,707,236		0.0000	1.0000	100.00
3.5	3,356,583		0.0000	1.0000	100.00
4.5	3,225,193	36,849	0.0114	0.9886	100.00
5.5	3,188,344		0.0000	1.0000	98.86
6.5	2,913,444	213,769	0.0734	0.9266	98.86
7.5	2,699,675		0.0000	1.0000	91.60
8.5	2,340,679		0.0000	1.0000	91.60
9.5	1,594,343	226,633	0.1421	0.8579	91.60
10.5	1,254,393		0.0000	1.0000	78.58
11.5	823,295	130,537	0.1586	0.8414	78.58
12.5	692,758	299,896	0.4329	0.5671	66.12
13.5	90,528	90,528	1.0000		37.50
14.5					
15.5					
16.5					
17.5					
18.5					
19.5					
20.5					
21.5					
22.5					
23.5					
24.5	25,671	25,671	1.0000		
25.5					

THE CONNECTICUT LIGHT AND POWER COMPANY
ACCOUNT 392.15 TRANSPORTATION EQUIPMENT - CLASS 6 (TRAILERS)
ORIGINAL AND SMOOTH SURVIVOR CURVES

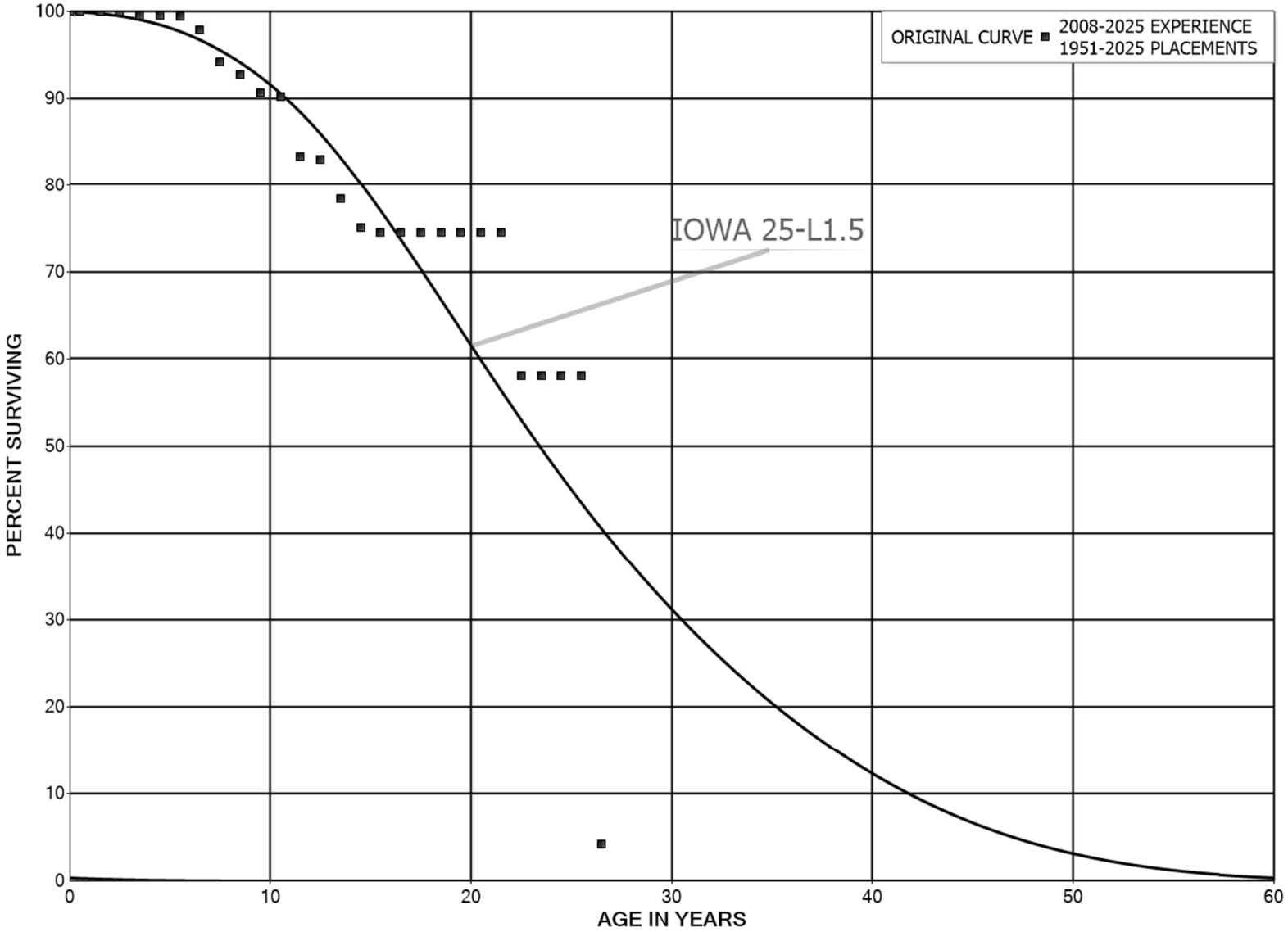

THE CONNECTICUT LIGHT AND POWER COMPANY

ACCOUNT 392.15 TRANSPORTATION EQUIPMENT - CLASS 6 (TRAILERS)

ORIGINAL LIFE TABLE

PLACEMENT BAND 1951-2025 EXPERIENCE BAND 2008-2025

AGE AT BEGIN OF INTERVAL	EXPOSURES AT BEGINNING OF AGE INTERVAL	RETIREMENTS DURING AGE INTERVAL	RETMT RATIO	SURV RATIO	PCT SURV BEGIN OF INTERVAL
0.0	13,621,798		0.0000	1.0000	100.00
0.5	9,554,072	6,170	0.0006	0.9994	100.00
1.5	10,241,378	3,959	0.0004	0.9996	99.94
2.5	9,180,286	37,383	0.0041	0.9959	99.90
3.5	7,847,748		0.0000	1.0000	99.49
4.5	7,380,675	10,898	0.0015	0.9985	99.49
5.5	7,020,554	106,712	0.0152	0.9848	99.34
6.5	6,407,251	236,377	0.0369	0.9631	97.83
7.5	5,841,685	90,689	0.0155	0.9845	94.22
8.5	5,178,009	121,969	0.0236	0.9764	92.76
9.5	3,998,898	15,598	0.0039	0.9961	90.58
10.5	3,881,528	297,105	0.0765	0.9235	90.22
11.5	3,446,322	15,956	0.0046	0.9954	83.32
12.5	3,304,806	180,800	0.0547	0.9453	82.93
13.5	2,689,222	114,252	0.0425	0.9575	78.39
14.5	2,256,480	17,675	0.0078	0.9922	75.06
15.5	1,184,716		0.0000	1.0000	74.48
16.5	268,883		0.0000	1.0000	74.48
17.5	59,537		0.0000	1.0000	74.48
18.5	59,537		0.0000	1.0000	74.48
19.5	93,823		0.0000	1.0000	74.48
20.5	41,181		0.0000	1.0000	74.48
21.5	43,939	9,653	0.2197	0.7803	74.48
22.5	34,286		0.0000	1.0000	58.11
23.5	36,928		0.0000	1.0000	58.11
24.5	36,928		0.0000	1.0000	58.11
25.5	36,928	34,286	0.9285	0.0715	58.11
26.5	6,499		0.0000	1.0000	4.16
27.5	6,499		0.0000	1.0000	4.16
28.5	6,499		0.0000	1.0000	4.16
29.5	6,499	6,499	1.0000		4.16
30.5					
31.5					
32.5	170,326		0.0000		
33.5	500,243		0.0000		
34.5	665,800		0.0000		
35.5	689,628	170,320	0.2470		
36.5	519,308	320,142	0.6165		
37.5	199,166	138,214	0.6940		
38.5	60,952	23,833	0.3910		

THE CONNECTICUT LIGHT AND POWER COMPANY

ACCOUNT 392.15 TRANSPORTATION EQUIPMENT - CLASS 6 (TRAILERS)

ORIGINAL LIFE TABLE, CONT.

PLACEMENT BAND 1951-2025 EXPERIENCE BAND 2008-2025

AGE AT BEGIN OF INTERVAL	EXPOSURES AT BEGINNING OF AGE INTERVAL	RETIREMENTS DURING AGE INTERVAL	RETMT RATIO	SURV RATIO	PCT SURV BEGIN OF INTERVAL
39.5	59,061	4,574	0.0774		
40.5	54,487	8,907	0.1635		
41.5	45,580		0.0000		
42.5	76,683	21,942	0.2861		
43.5	63,663		0.0000		
44.5	63,663		0.0000		
45.5	63,663	31,102	0.4885		
46.5	32,561	8,923	0.2740		
47.5	23,638		0.0000		
48.5	45,289		0.0000		
49.5	55,890		0.0000		
50.5	55,890		0.0000		
51.5	50,689	20,125	0.3970		
52.5	12,127	10,601	0.8741		
53.5	1,526		0.0000		
54.5	1,526	1,526	1.0000		
55.5					
56.5	492		0.0000		
57.5	492		0.0000		
58.5	492		0.0000		
59.5	492	492	1.0000		
60.5					

THE CONNECTICUT LIGHT AND POWER COMPANY
ACCOUNT 392.89 TRANSPORTATION EQUIPMENT - OTHER
ORIGINAL AND SMOOTH SURVIVOR CURVES

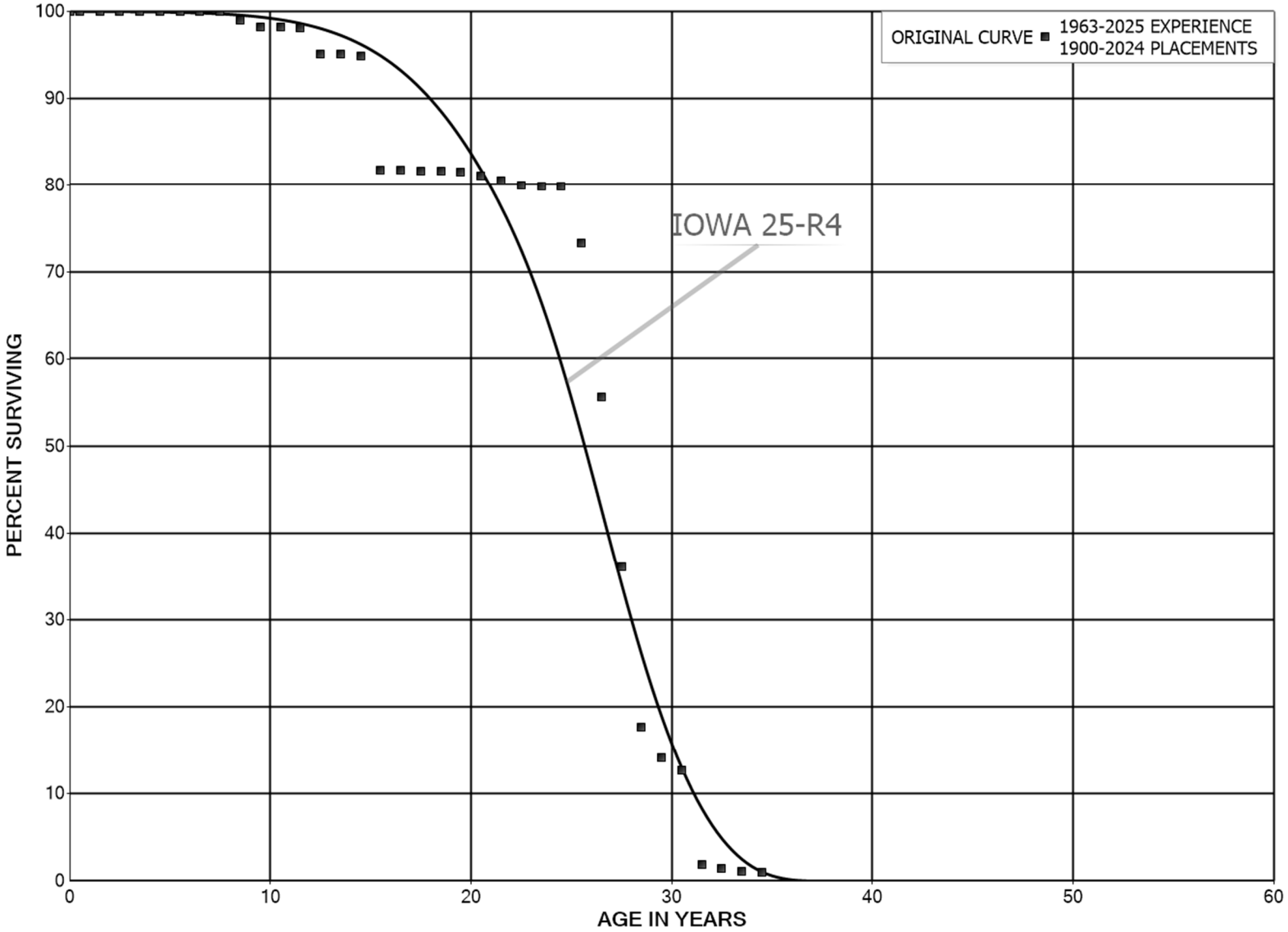

THE CONNECTICUT LIGHT AND POWER COMPANY

ACCOUNT 392.89 TRANSPORTATION EQUIPMENT - OTHER

ORIGINAL LIFE TABLE

PLACEMENT BAND 1900-2024 EXPERIENCE BAND 1963-2025

AGE AT BEGIN OF INTERVAL	EXPOSURES AT BEGINNING OF AGE INTERVAL	RETIREMENTS DURING AGE INTERVAL	RETMT RATIO	SURV RATIO	PCT SURV BEGIN OF INTERVAL
0.0	5,348,454		0.0000	1.0000	100.00
0.5	5,348,454		0.0000	1.0000	100.00
1.5	5,155,867		0.0000	1.0000	100.00
2.5	5,142,103		0.0000	1.0000	100.00
3.5	5,035,040		0.0000	1.0000	100.00
4.5	4,805,859		0.0000	1.0000	100.00
5.5	4,805,853		0.0000	1.0000	100.00
6.5	5,082,328		0.0000	1.0000	100.00
7.5	4,952,937	50,841	0.0103	0.9897	100.00
8.5	4,752,791	36,643	0.0077	0.9923	98.97
9.5	4,790,432	3,192	0.0007	0.9993	98.21
10.5	4,994,769	5,922	0.0012	0.9988	98.15
11.5	4,703,728	139,915	0.0297	0.9703	98.03
12.5	4,563,813		0.0000	1.0000	95.11
13.5	4,568,288	15,422	0.0034	0.9966	95.11
14.5	4,646,844	641,699	0.1381	0.8619	94.79
15.5	3,893,778	731	0.0002	0.9998	81.70
16.5	3,945,440	964	0.0002	0.9998	81.69
17.5	3,934,775	1,639	0.0004	0.9996	81.67
18.5	4,014,961	6,068	0.0015	0.9985	81.63
19.5	3,905,916	20,175	0.0052	0.9948	81.51
20.5	3,988,870	29,467	0.0074	0.9926	81.09
21.5	3,857,875	27,756	0.0072	0.9928	80.49
22.5	4,164,220	2,177	0.0005	0.9995	79.91
23.5	3,881,070		0.0000	1.0000	79.87
24.5	4,003,910	331,250	0.0827	0.9173	79.87
25.5	3,672,660	886,520	0.2414	0.7586	73.26
26.5	2,786,140	980,200	0.3518	0.6482	55.58
27.5	1,805,941	922,822	0.5110	0.4890	36.02
28.5	883,119	179,204	0.2029	0.7971	17.62
29.5	682,376	66,684	0.0977	0.9023	14.04
30.5	615,693	524,055	0.8512	0.1488	12.67
31.5	91,637	22,602	0.2466	0.7534	1.89
32.5	69,036	14,633	0.2120	0.7880	1.42
33.5	54,403	8,574	0.1576	0.8424	1.12
34.5	7,989		0.0000	1.0000	0.94
35.5	7,989		0.0000	1.0000	0.94
36.5	7,989		0.0000	1.0000	0.94
37.5	7,989		0.0000	1.0000	0.94
38.5	7,989	7,989	1.0000		0.94
39.5					

THE CONNECTICUT LIGHT AND POWER COMPANY
ACCOUNT 396.00 POWER OPERATED EQUIPMENT
ORIGINAL AND SMOOTH SURVIVOR CURVES

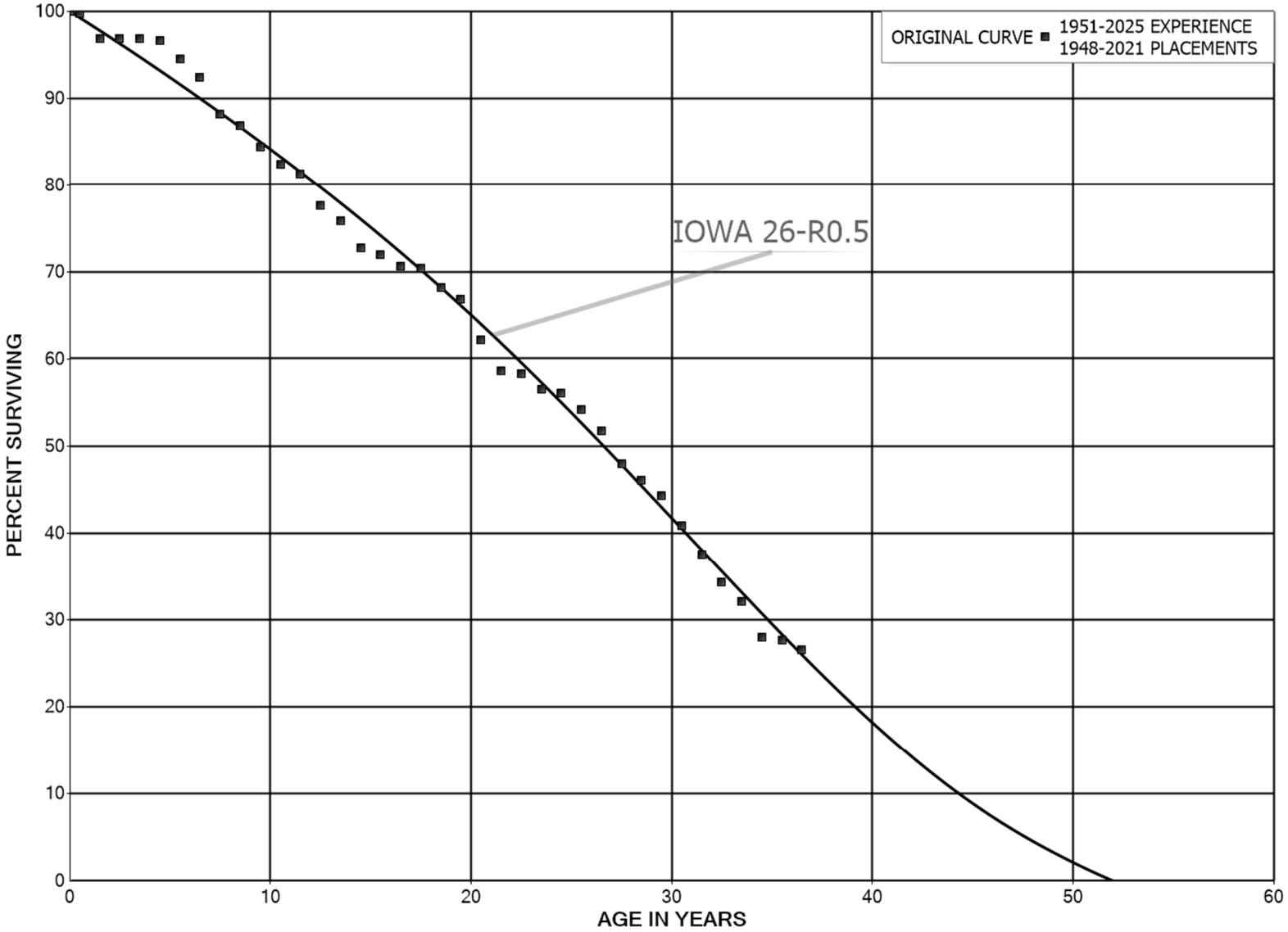

THE CONNECTICUT LIGHT AND POWER COMPANY

ACCOUNT 396.00 POWER OPERATED EQUIPMENT

ORIGINAL LIFE TABLE

PLACEMENT BAND 1948-2021 EXPERIENCE BAND 1951-2025

AGE AT BEGIN OF INTERVAL	EXPOSURES AT BEGINNING OF AGE INTERVAL	RETIREMENTS DURING AGE INTERVAL	RETMT RATIO	SURV RATIO	PCT SURV BEGIN OF INTERVAL
0.0	4,475,715	12,279	0.0027	0.9973	100.00
0.5	4,427,755	128,452	0.0290	0.9710	99.73
1.5	4,317,731		0.0000	1.0000	96.83
2.5	4,317,731		0.0000	1.0000	96.83
3.5	4,431,147	7,911	0.0018	0.9982	96.83
4.5	4,360,718	98,761	0.0226	0.9774	96.66
5.5	4,264,619	94,858	0.0222	0.9778	94.47
6.5	4,047,778	185,203	0.0458	0.9542	92.37
7.5	3,667,909	54,367	0.0148	0.9852	88.14
8.5	3,616,469	101,860	0.0282	0.9718	86.84
9.5	3,514,609	85,368	0.0243	0.9757	84.39
10.5	3,429,241	45,121	0.0132	0.9868	82.34
11.5	3,386,674	150,428	0.0444	0.9556	81.26
12.5	3,233,332	77,542	0.0240	0.9760	77.65
13.5	3,157,530	127,122	0.0403	0.9597	75.79
14.5	3,033,477	33,717	0.0111	0.9889	72.73
15.5	2,894,871	53,969	0.0186	0.9814	71.93
16.5	2,804,762	9,141	0.0033	0.9967	70.59
17.5	2,795,386	88,083	0.0315	0.9685	70.36
18.5	2,707,539	50,456	0.0186	0.9814	68.14
19.5	2,657,083	188,582	0.0710	0.9290	66.87
20.5	2,417,841	134,958	0.0558	0.9442	62.12
21.5	2,282,883	13,518	0.0059	0.9941	58.66
22.5	2,269,365	69,767	0.0307	0.9693	58.31
23.5	2,199,598	15,473	0.0070	0.9930	56.52
24.5	2,184,125	77,017	0.0353	0.9647	56.12
25.5	2,107,108	93,466	0.0444	0.9556	54.14
26.5	2,013,642	149,445	0.0742	0.9258	51.74
27.5	1,864,197	70,344	0.0377	0.9623	47.90
28.5	1,793,852	69,353	0.0387	0.9613	46.09
29.5	1,724,499	137,272	0.0796	0.9204	44.31
30.5	1,587,227	125,920	0.0793	0.9207	40.78
31.5	1,461,308	129,045	0.0883	0.9117	37.55
32.5	1,332,262	82,959	0.0623	0.9377	34.23
33.5	1,249,303	162,058	0.1297	0.8703	32.10
34.5	1,087,245	12,698	0.0117	0.9883	27.94
35.5	1,074,547	43,191	0.0402	0.9598	27.61
36.5	1,031,946		0.0000	1.0000	26.50
37.5	1,031,355	3,070	0.0030	0.9970	26.50
38.5	1,010,985		0.0000	1.0000	26.42

THE CONNECTICUT LIGHT AND POWER COMPANY

ACCOUNT 396.00 POWER OPERATED EQUIPMENT

ORIGINAL LIFE TABLE, CONT.

PLACEMENT BAND 1948-2021 EXPERIENCE BAND 1951-2025

AGE AT BEGIN OF INTERVAL	EXPOSURES AT BEGINNING OF AGE INTERVAL	RETIREMENTS DURING AGE INTERVAL	RETMT RATIO	SURV RATIO	PCT SURV BEGIN OF INTERVAL
39.5	1,010,985		0.0000	1.0000	26.42
40.5	1,010,985		0.0000	1.0000	26.42
41.5	992,174		0.0000	1.0000	26.42
42.5	992,174		0.0000	1.0000	26.42
43.5	992,174		0.0000	1.0000	26.42
44.5	991,495		0.0000	1.0000	26.42
45.5	991,495		0.0000	1.0000	26.42
46.5	991,495		0.0000	1.0000	26.42
47.5	991,495		0.0000	1.0000	26.42
48.5	969,512		0.0000	1.0000	26.42
49.5	646,087	3,070	0.0048	0.9952	26.42
50.5	596,406		0.0000	1.0000	26.29
51.5	334,560		0.0000	1.0000	26.29
52.5	264,495		0.0000	1.0000	26.29
53.5	214,159		0.0000	1.0000	26.29
54.5	163,256		0.0000	1.0000	26.29
55.5	126,273		0.0000	1.0000	26.29
56.5	67,276		0.0000	1.0000	26.29
57.5	48,201		0.0000	1.0000	26.29
58.5	40,196		0.0000	1.0000	26.29
59.5	40,196		0.0000	1.0000	26.29
60.5	3,070		0.0000	1.0000	26.29
61.5	3,070		0.0000	1.0000	26.29
62.5	3,070		0.0000	1.0000	26.29
63.5	3,070		0.0000	1.0000	26.29
64.5	3,070		0.0000	1.0000	26.29
65.5	3,070		0.0000	1.0000	26.29
66.5	3,070		0.0000	1.0000	26.29
67.5	3,070		0.0000	1.0000	26.29
68.5	3,070		0.0000	1.0000	26.29
69.5	3,070		0.0000	1.0000	26.29
70.5	3,070		0.0000	1.0000	26.29
71.5	3,070		0.0000	1.0000	26.29
72.5	3,070		0.0000	1.0000	26.29
73.5	3,070		0.0000	1.0000	26.29
74.5					26.29