KEY DESIGN DECISION MX_ALDEN ONE_MD_POLE WORK DETAILS, POLE WORK STATUS UPDATES 02/20/2023

EVERSOURCE | accenture

Proprietary and Confidential | Copyright © 2023 Accenture. All rights reserved

AGENDA

- KDD Summary
- Current State Business Process
- Future State Diagram
- Appendix
- Current State Diagram

Proprietary and Confidential | Copyright © 2023 Accenture. All rights reserved

KDD SUMMARY (MAXIMO ⟷ ALDEN ONE)

Interface Overview: The purpose of the integration is to notify the joint pole and attachment owners when there is pole install, transfer, removal and abandon work carried out. Maximo publishes the Work Order and CUE information(NS1) into IFACE Table when work order is approved. Informatica (middleware) reads the data from IFACE table and creates a flat file in Alden One Interface format and transfer the file(FTP) through BIZ Manager to AldenOne Server. AldenOne interface process the data and creates conversation ref number (NS2) and sends the information back to Maximo via ETL. Basis Maximo receives ref number (NS2), it changes the status of Pre-requisite PRE544 to COMP. Once Maximo header work order status is changed to FCOMP, the record (NS3) is integrated to AldenOne via ETL. Alden One receives the FCOMP status for the work and then sends back NS4 confirmation to Maximo. Maximo receives the NS4 confirmation and changes the work order Pre-requisite PRE659 to COMP.

Key Decision: No Major issues identified and ETL to be repointed.

Decision to be Made	Design Decision Made	Details
Repoint vs. Rebuild	Repoint	Database connection needs to be Repointed.
Realtime vs. Batch	Batch	Work orders are processed in batch from Maximo to Alden One and Pre-requisite status is integrated to Maximo from Alden One in batch.
Recommended Technology	Informatica, ETL	
Frequency/Schedule	Once a day	ETL(Outbound): Weekdays - Once a day, Mon,Tue,Wed,Thu,Fri; 8:00 PM EST ETL(Inbound): Weekdays -Once a day , Mon,Tue,Wed,Thu,Fri; 10:00 PM EST

Proprietary and Confidential | Copyright © 2023 Accenture. All rights reserved

CURRENT STATE BUSINESS PROCESS

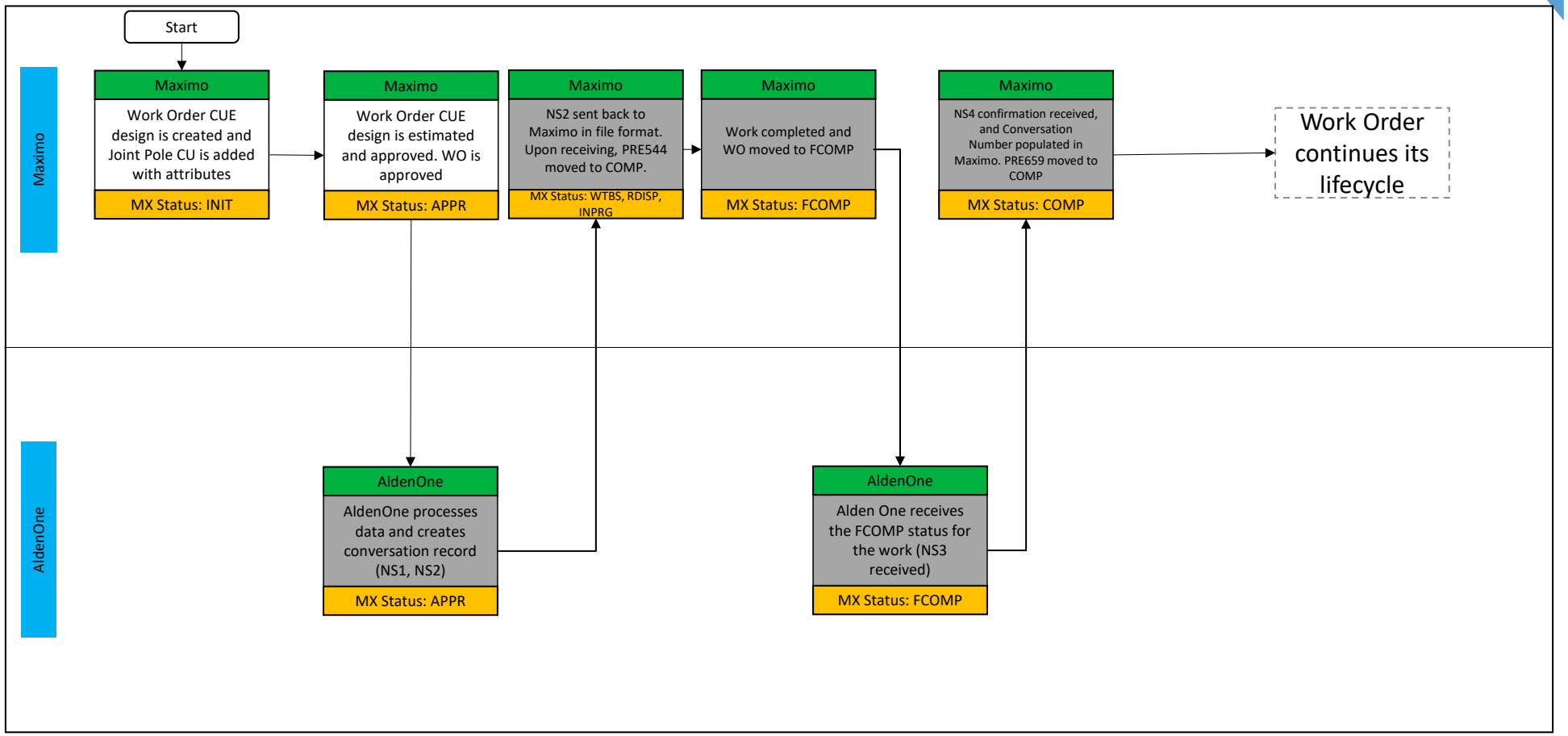

Proprietary and Confidential | Copyright © 2023 Accenture. All rights reserved

NH EON BUSINESS PROCESS

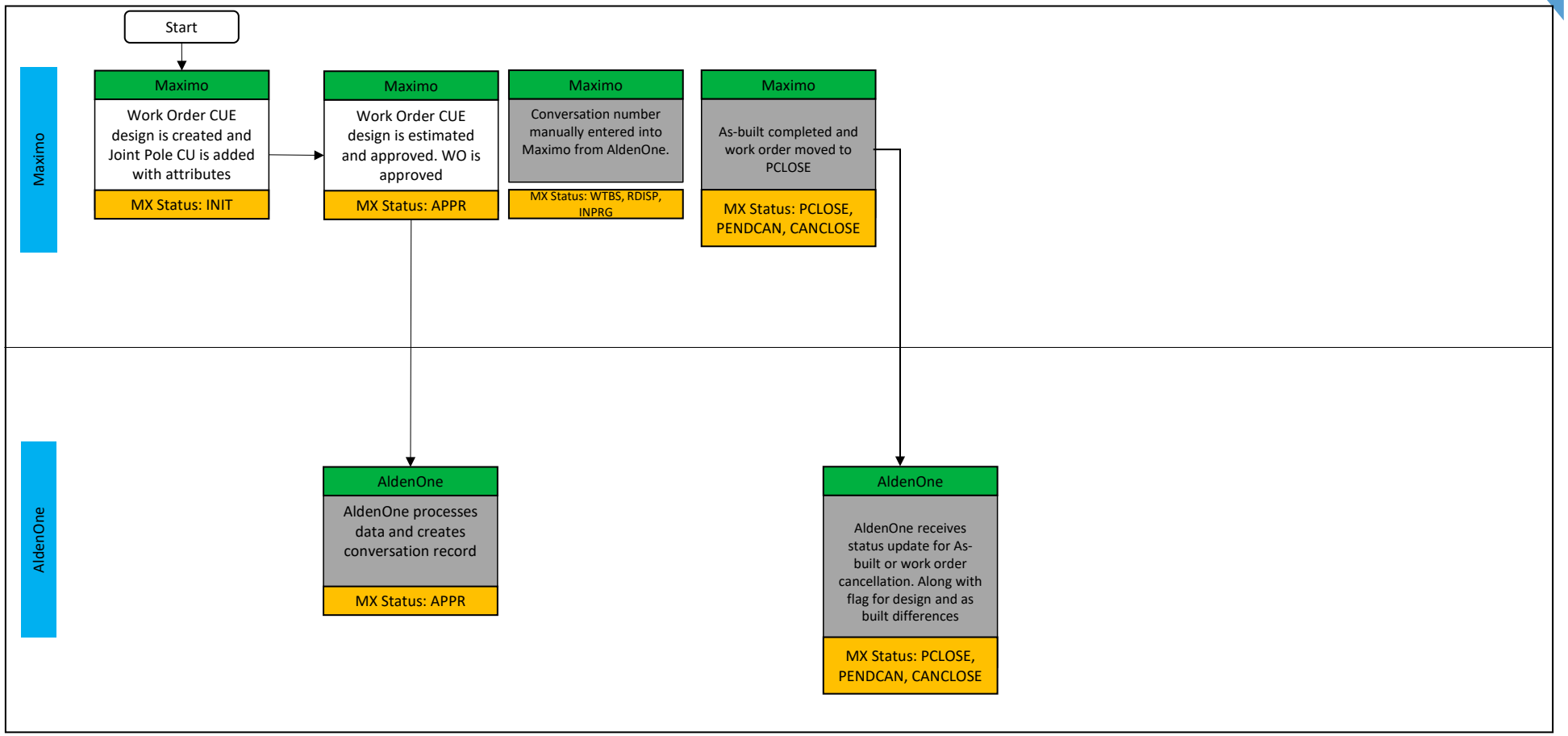

Proprietary and Confidential | Copyright © 2023 Accenture. All rights reserved

FUTURE STATE DIAGRAM – SAME AS CURRENT STATE

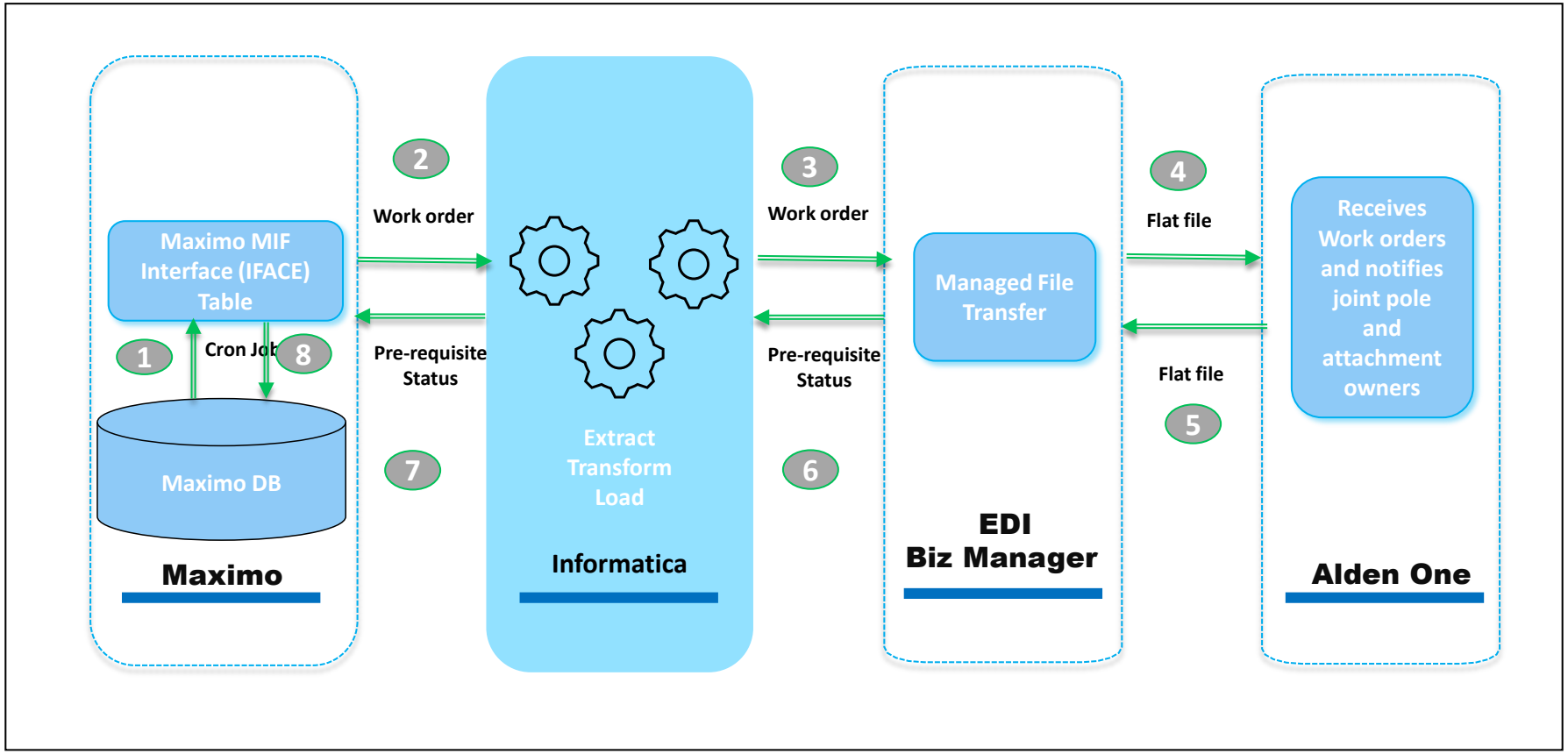

Proprietary and Confidential | Copyright © 2023 Accenture. All rights reserved

APPENDIX

Additional Documentation:

- Maximo Detailed Analysis (Link to analysis document)
  - INT_MX_ALDEN ONE_MD_Pole Work Details, Pole Work Status Updates.docx (sharepoint.com)
- Middleware Detailed Analysis (Link to analysis document)
  - ETL Analysis - Maximo Aldenone Maximo - Item Id 35.docx (sharepoint.com)

Recent deployed fix in Prod(SCTASK0402999)**:** Updates from Maximo to Alden One system are triggered when status of the work order is changed to APPR and FCOMP. But from past some time updates from Maximo to Alden one was not going in APPR status when Workorder status is progressed continuously through workflow. Incident no: INC0702843.

- **Applied Fix:** Changed code in script WAM_OBJ_INTTRG_ALDENONE to send eligible workorders to Alden One when status of workorder is changed to APPR.

Proprietary and Confidential | Copyright © 2023 Accenture. All rights reserved

CURRENT STATE DIAGRAM

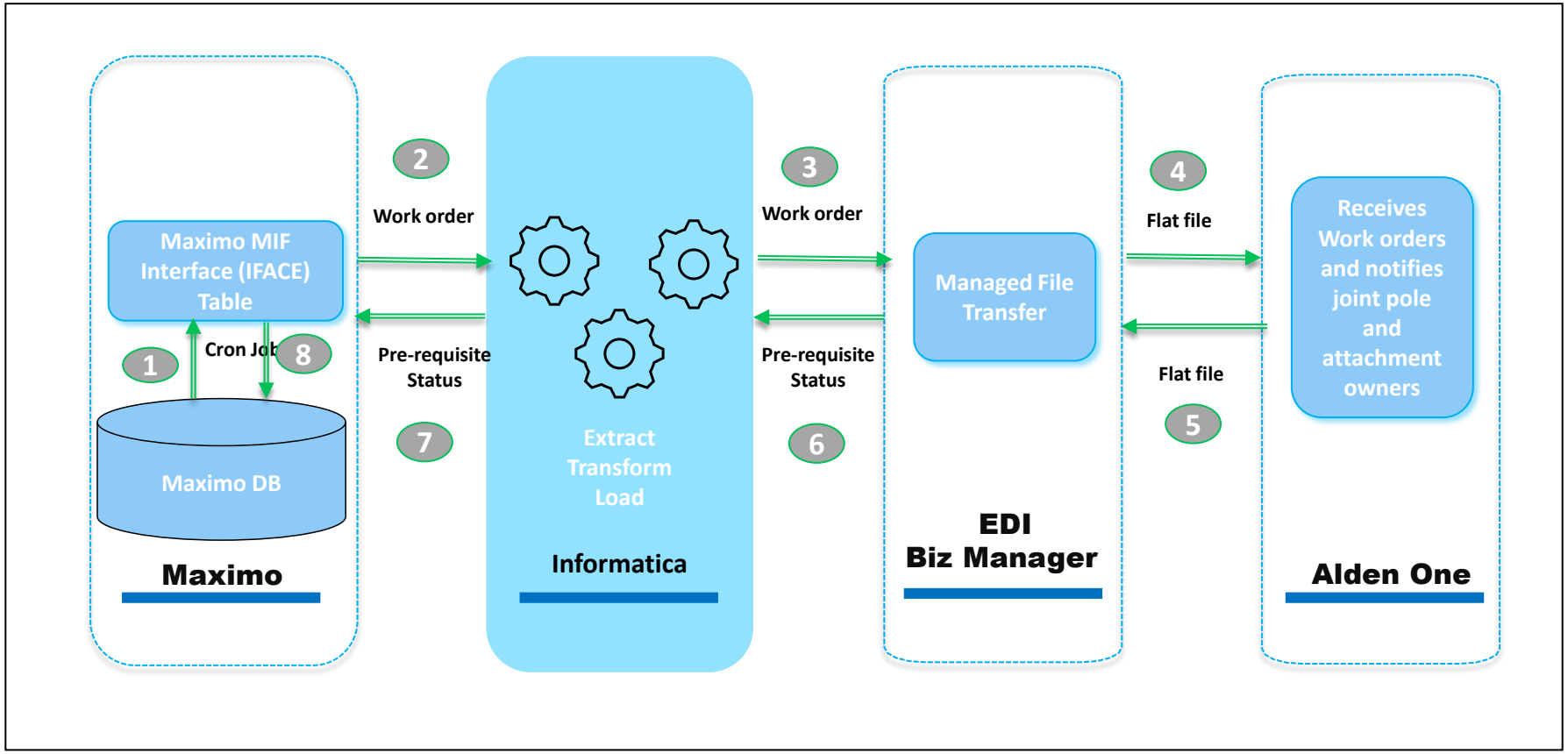

Proprietary and Confidential | Copyright © 2023 Accenture. All rights reserved