VIA CERTIFIED MAIL

February 28, 2019

Mr. David Ringquist
Remediation Division
Bureau of Water Protection and Land Reuse
Connecticut Department of Energy and Environmental Protection
79 Elm Street
Hartford, CT 06106-5127

RE: Status Report
Former CL&P Operations Center
176 Cumberland Avenue
Wethersfield, Connecticut
REM ID: 11169

Dear Mr. Ringquist:

Apex Companies, LLC, on behalf of Eversource Energy (Eversource), has prepared the attached Status Report for environmental activities that have been conducted at the former Connecticut Light and Power Company (CL&P) facility located at 176 Cumberland Avenue in Wethersfield, Connecticut. The report summarizes the activities conducted in 2018.

Should you have any questions regarding the information presented, please contact either of the undersigned at (860) 282-1700.

Sincerely,

APEX COMPANIES, LLC

Donna L. Kask
Senior Project Manager

APEX COMPANIES, LLC

Eric Henry, LEP
Program Manager

cc: Ms. Amy Voisine-Shea, Eversource
Mr. David Lansey, Wethersfield, LLC

2018 ANNUAL STATUS REPORT

Former CL&P Operations Center
176 Cumberland Avenue
Wethersfield, Connecticut
REM ID: 11169

February 2019

Apex Project No.: 6089-015

Prepared for:

Eversource Energy
P.O. Box 270
Hartford, CT 06141-0270

Prepared by:

Apex Companies, LLC
58H Connecticut Avenue
South Windsor, CT 06074-3452

TABLE OF CONTENTS

1.0 INTRODUCTION 1

2.0 SITE BACKGROUND 1

3.0 SOIL REMEDIATION 2

4.0 GROUNDWATER MONITORING WELL REPLACEMENT 2

5.0 ADDITIONAL GROUNDWATER MONITORING WELL INSTALLATION ACTIVITIES ... 3

6.0 GROUNDWATER MONITORING ACTIVITIES 3
6.1 Groundwater Sampling Results 5
6.2 Data Quality and Usability 6

7.0 CHANGE OF LICENSED ENVIRONMENTAL PROFESSIONAL (LEP) OVERSIGHT ... 8

8.0 FUTURE ACTIVITIES 8

9.0 REFERENCES 9

FIGURES

Figure 1: Site Location Map
Figure 2: Site Plan

TABLES

Table 1: Groundwater Analytical Results
Table 2 Groundwater Analytical Results - Secondary Parameters
Table 3: Dissolved Carbon Dioxide Analytical Results
Table 4: Petroleum Degrading Bacteria Analytical Results

APPENDICES

Appendix A: Boring Logs
Appendix B: Manifests
Appendix C: Well Sampling Records
Appendix D: Laboratory Analytical Reports – Groundwater

1.0 INTRODUCTION

Apex Companies, LLC (Apex), on behalf of Eversource Energy (Eversource), has prepared the following Status Report for environmental activities conducted at the former Connecticut Light and Power Company (CL&P) facility located at 176 Cumberland Avenue in Wethersfield, Connecticut (the Site). This report summarizes monitoring activities conducted in 2018.

2.0 SITE BACKGROUND

On October 4, 2012, the Connecticut Department of Energy and Environmental Protection (CTDEEP) issued a letter to Wethersfield, LLC acknowledging receipt of a Form III and an Environmental Condition Assessment Form (ECAF) in support of a transfer of the property from Wethersfield, LLC to the Capitol Region Education Council (CREC). Wethersfield, LLC was the certifying party for the transfer, and Eversource is currently monitoring the completion of certain remediation activities at the Site. Responsibility for oversight of assessment and remediation at this Site has been delegated to a Connecticut Licensed Environmental Professional (LEP) under CGS Section 22a-134x. A Schedule for Investigation and Remediation was submitted to CTDEEP on December 17, 2012.

The Site was initially developed in the mid-1950s by CL&P (a subsidiary of Northeast Utilities (NU, now known as Eversource Energy) primarily for use as a call/data center. Additional uses included vehicle maintenance and equipment warehousing. Records indicate that CL&P and other NU companies (collectively NU) occupied the Site from the mid-1950s until 2006. These records also indicate that the Site was owned by a series of real estate companies for which NU was a tenant. Town of Wethersfield records document that Wethersfield, LLC purchased the property in 1998, and CREC is the current property owner.

The Site has been redeveloped by CREC for use as a school (CREC Discovery Academy). The redevelopment plan involved the preservation of certain portions of the Site structure and demolition of other portions of the site building. Construction was completed at the Site in the fall of 2015, and the school has been open since then.

The subject property is located in a mixed commercial and residential area of Wethersfield. The Site is bordered to the east and south primarily by residential properties. It is bordered to the northeast by office buildings, to the northwest by the Wilbur Cross Highway, and is primarily undeveloped and wooded to the west. The geographic location of the Site and its immediate surroundings are included on **Figure 1**.

According to the CTDEEP Water Quality Classification Map of Connecticut, groundwater beneath the Site is classified as GA, which is defined as groundwater that is suitable for drinking without treatment. A Site Plan depicting pertinent site features is included as **Figure 2**.

A Remedial Action Plan (RAP) was prepared by Apex and submitted to CTDEEP in April 2013. The RAP described site conditions, remedial goals, and remedial activities to be performed for soil and groundwater. As detailed in the RAP, Apex performed a review of remediation alternatives and determined that two remedial technologies were the most applicable and cost effective for remediating soil and groundwater at this Site: 1) excavation and off-site disposal of impacted soil, and 2) monitored natural attenuation of impacted groundwater.

3.0 SOIL REMEDIATION

Soil excavation activities were conducted by True Blue Environmental, Inc. of Wallingford, Connecticut on July 17, 2013 and were overseen by an Apex environmental scientist. Excavation activities were conducted in the vicinity of monitoring well AP-11, which was located in a former loading dock area on the western side of the original site building. Based on prior sampling results, extractable total petroleum hydrocarbons (ETPH) were identified as the contaminant of concern. The completed excavation measured 10 feet by 10 feet centered on monitoring well AP-11 and extended to 12 feet below grade (fbg). A total of 69.75 tons of impacted soil was disposed of off-site at Ted Ondrick Company, LLC in Chicopee, Massachusetts.

Confirmatory soil samples were collected by Apex personnel from 8 to 10 fbg on all four sidewalls and from the bottom of the excavation. The samples were submitted to Con-Test Analytical Laboratory (Con-Test) in East Longmeadow, Massachusetts and analyzed for ETPH. The results of the laboratory analytical data indicate that there were no detections of ETPH above the laboratory reporting limits (RLs) in any of the post-excavation samples. Following receipt of the sampling results, the excavation was backfilled to grade with clean fill.

Based on the laboratory results, excavation of the impacted area was successful and soil remediation is complete.

A letter report dated August 27, 2013 was submitted to CTDEEP to document the soil remediation activities.

4.0 GROUNDWATER MONITORING WELL REPLACEMENT

During redevelopment and related construction activities of the school, many groundwater monitoring wells were destroyed and required replacement. In September 2014, replacement wells AP-6R and AP-11R were installed. Subsequently, during June 2015, nine additional replacement groundwater monitoring wells (AP-1R, AP-2R, AP-3R, AP-4R, AP-9R, AP-12R, AP-13R, AP-15R, and AP-101R) were installed as described in the 2015 Annual Status Report. The replacement well locations are depicted on **Figure 2**.

5.0 ADDITIONAL GROUNDWATER MONITORING WELL INSTALLATION ACTIVITIES

Since installation of the replacement wells listed above in 2015, two of these wells (AP-13R and AP-15R), have been notably reported as dry/and or do not contain enough groundwater for sampling during the annual groundwater sampling events. Two new shallow bedrock wells (AP-13R-BR and AP-15R-BR) were installed at these locations on August 17, 2018. Subsurface drilling activities were performed by Drilex Environmental, Inc. of West Boylston, Massachusetts using hollow stem auger/air rotary drilling techniques. Monitoring well AP-13R-BR was installed in a small landscaped area adjacent to well AP-13R. Monitoring well AP-15R was over-drilled to install well AP-15R-BR.

The monitoring wells installed were completed at a depth of approximately 25 fbg and constructed with 10-feet of two-inch diameter, 0.010-inch slotted sch40 polyvinyl chloride (PVC) screen and two-inch diameter PVC riser extending to just below surface grade. Layers of bentonite chips and bentonite grout were placed above the sand pack to seal the well and prevent surface infiltration into the bedrock surface. The remainder of the borehole was backfilled with sand and native soil extending to grade. The wells were finished with a gasket-sealed locking well cap and a load-bearing, flush-mounted steel roadbox set within a concrete pad. Following installation, each monitoring well was developed to establish a hydraulic connection with the surrounding aquifer. Specific details regarding the construction of the wells are included on a boring Log contained in **Appendix A**. The monitoring well location is depicted on **Figure 2**.

Soil cuttings generated during the August 2018 well installation activities were temporarily stored in a secured location on-site within one 55-gallon drum. On December 20, 2018, one drum of soil was transported off-site by Western Mass Environmental, LLC to Veolia ES Technical Solutions, LLC in West Carrollton, Ohio for disposal. A copy of the Uniform Hazardous Waste Manifest for this soil drum is included in **Appendix B**.

6.0 GROUNDWATER MONITORING ACTIVITIES

An annual groundwater monitoring event was conducted in October 2018. Groundwater samples were collected from 11 monitoring wells: AP-1R, AP-2R, AP-3R, AP-4R, AP-6R, AP-9R, AP-11R, AP-12R, AP-13R-BR, AP-15R-BR and AP-101R.

Prior to sampling, each monitoring well was gauged with an electronic interface probe (IP) capable of detecting non-aqueous phase liquid (NAPL) and depth to water to an accuracy of 0.01 feet. The purpose of the gauging is to collect data regarding the thickness of the saturated zone in each well prior to sampling and to determine the potential presence of any light or dense NAPL (LNAPL or DNAPL). Measurable NAPL was not detected in on-site monitoring wells during the groundwater monitoring event. Depth to groundwater ranged from 2.82 feet (AP-1R) to 13.85 feet (AP-11R). Well AP-13R was dry and therefore was not sampled.

For the annual groundwater monitoring event, Apex personnel performed low-flow sampling in general accordance with the United States Environmental Protection Agency (USEPA) *Low Stress Purging and Sampling of Groundwater Samples from Monitoring Wells* Revised September 19, 2017). As required by the purging and sampling protocol, groundwater was monitored during well purging using a water quality meter with a flow through cell for the following parameters: temperature, specific conductivity, pH, oxidation-reduction potential (ORP), dissolved oxygen (DO), and turbidity. Once each of these parameters stabilized, or if parameter readings did not stabilize after a minimum of 60 minutes of purging, a groundwater sample was collected. However, well AP-12R did not have sufficient water column and therefore field parameter readings were unable to be collected and a sample was collected from well AP-11R before a minimum of 60 minutes of purging was achieved because of poor groundwater recharge. In addition, the following parameters did not stabilize during the purging activities:

- ORP in well AP-3R and AP-9R
- DO in well AP-9R; and
- Specific conductivity in well AP-15R-BR.

The collected groundwater samples were immediately placed in laboratory-provided glassware and submitted to Con-Test for analysis in accordance with one or more of the following analytical methods:

- Volatile organic compounds (VOCs) (EPA Method 8260);
- Semi-volatile organic compounds (SVOCs) (EPA Method 8270);
- ETPH by the Connecticut Method (CT ETPH);
- Total Remediation Standard Regulations (RSRs) metals[1] (EPA Method 6020/7470);
- Carbon dioxide (SM4500-CO2);
- Alkalinity (SM21-22 2320B);
- pH (SM21-22 4500 H B); and
- Dissolved zinc (EPA Method 6020).

Additionally, samples were submitted to Northeast Laboratories, Inc. of Berlin Connecticut for analysis of petroleum degrading bacteria counts (SM 907).

Well sampling records documenting well purging and monitoring activities are provided in **Appendix C**.

[1] Metals listed in the Connecticut RSRs, as follows: antimony, arsenic, barium, beryllium, cadmium, chromium, copper, lead, mercury, nickel, selenium, silver, thallium, vanadium and zinc

6.1 Groundwater Sampling Results

VOCs were detected in the groundwater samples collected from wells AP-2R and AP-11R at concentrations below applicable CTDEEP RSR criteria. Methyl tert-butyl ether (MTBE) was detected at 0.66 micrograms per liter (µg/l) in well AP-11R and toluene was detected at 1.2 µg/l in well AP-2R.

One SVOC, aniline, was detected at a concentration of 6.8 ug/l in well AP-15R-BR which is slightly above the recommended CTDEEP Groundwater Protection Criteria (GWPC) criteria[2] of 6.1 ug/l. No other SVOCs were reported above laboratory RLs in the groundwater samples submitted for analysis.

ETPH was detected in groundwater at all eleven wells that were sampled. ETPH concentrations ranged from 0.13 milligrams per liter (mg/l) in wells AP-11R and 0.38 mg/l in well AP-1R. ETPH concentrations in wells AP-1R (0.38 mg/l), AP-4R (0.27 mg/l), and AP-101R (0.27 mg/l) were above the GWPC and the recommended Surface Water Protection Criteria, and Residential and Industrial/Commercial Volatilization Criteria of 0.25 mg/l. All other detected ETPH concentrations were below applicable CTDEEP criteria.

Certain metals (arsenic, barium, chromium and zinc) were detected in one or more samples during the 2018 sampling events. All detected metal concentrations were below applicable CTDEEP criteria with the exception of zinc in well AP-15R-BR. Zinc was detected at a concentration of 0.210 mg/l in well AP-15R-BR, which is above the SWPC of 0.123 mg/l. To evaluate dissolved zinc, a groundwater sample was collected from well AP-15R-BR, filtered in the field using a 0.45-micron filter and analyzed for RSR metals. The detected concentration of dissolved zinc (0.140 mg/l) was also exceeded the SWPC (0.123 mg/l).

A summary of recent and historical groundwater analytical results for the parameters presented above is included as **Table 1**.

Dissolved carbon dioxide ranged from 123 mg/l (AP-15R-BR) to 441 mg/l (AP-4R). Alkalinity ranged from 140 mg/l (AP-15R-BR) to 500 mg/l (AP-4R). The laboratory analyzed the submitted groundwater samples for pH, which ranged from 6.8 (AP-3R) to 7.6 (AP-101R).

Petroleum degrading bacteria were detected during October 2018 sampling events. The October sampling event detected petroleum degrading bacteria in 10 of the 11 monitoring wells sampled (AP-1R, AP-2R, AP-3R, AP-4R, AP-9R, AP-12R, AP-13R-BR, AP-15R-BR and AP-101R). Detected petroleum degrading bacteria counts ranged from 10 per milliliter (mL) (AP-11R) to 20,000 per mL (AP-15R-BR).

[2] CTDEEP Request for Approval of Criteria for Additional Polluting Substances and Alternative Criteria Requests (February 2016)

The results of secondary parameter analyses are summarized in **Table 2, Table 3,** and **Table 4.**

The 2018 laboratory analytical reports are included in **Appendix D.**

6.2 Data Quality and Usability

Laboratory analytical quality assurance/quality control (QA/QC) was conducted in general accordance with the *Laboratory Quality Assurance and Quality Control Guidance – Reasonable Confidence Protocols* (CTDEEP, 2007). The laboratory reports were reviewed for non-conformances related to site specific compounds of concern. Specific qualifications are presented in the case narrative summaries in the attached laboratory reports in **Appendix D**.

A data quality assessment was conducted for Con-Test laboratory reports 18J0594, 18J0644 and 18J1289, representing the groundwater samples collected during groundwater monitoring activities. Field-based QA/QC included trip blanks, matrix spike/matrix spike duplicate (MS/MSD), and a field duplicate.

No VOCs were detected in the trip blanks. The sample from well AP-2R was used as the MS/MSD. A field duplicate sample (DUP) was collected from well AP-3R. No VOCs or SVOCs were detected in the parent or duplicate samples. ETPH was detected in the parent sample at 0.13 mg/L and in the duplicate sample at 0.23 mg/L. Barium was detected in the parent sample at 0.230 mg/l and in the duplicate sample at 0.250 ug/l. Other parameters were also detected in the parent sample (alkalinity at 150 mg/l, pH at 6.8 and carbon dioxide at 132 mg/L) and in the duplicate sample (alkalinity at 170 mg/l, pH at 6.7 and carbon dioxide at 150 mg/L). The Relative Percent Difference (RPD) between the parent and duplicate samples was calculated to assess sample precision. A RPD of 55% for ETPH indicates that sample precision was not met for sample AP-3R. However, the RPD of 8.3% for barium indicates that sample precision was met for sample AP-3R.

Non-conformances for the submitted samples and/or laboratory QA/QC samples were noted and are summarized below.

- The sample container for alkalinity does not meet method specifications. The reporting limit was based on the lowest point in calibration;
- For the analysis of pH, the holding time was exceeded. The nominal holding time for pH is 15 minutes if pH analysis cannot be performed immediately at the time of sampling; however, pH was determined in the field during low flow purging of the wells;
- Continuing calibration did not meet method specifications and was biased on the low side for 2,2-dichloropropane and bromomethane. Increased uncertainty is associated with the reported value which is likely to be biased on the low side;
- Elevated reporting limit based on lowest point in calibration;

- The matrix spike recovery is outside of control limits for certain compounds, including silver and certain SVOCs. The possibility of sample matrix effects that lead to low bias for reported result or non-homogeneous sample aliquot cannot be eliminated;
- Laboratory fortified blank/laboratory control sample recovery is outside control limits. Reported value for certain compounds may be biased on the low side including ETPH;
- Sample was extracted past the recommended hold time including ETPH;
- Surrogate outside of control limits (2-fluorobiphenyl);
- Data from initial analysis reported since sample was re-extracted outside of holding time;
- Either matrix spike or matrix spike duplicate is outside of control limits, but other is within limits; analysis is in control based on laboratory fortified blank;
- Laboratory fortified blank/laboratory control sample recovery is outside control limits; data validation is not affected since all results are not detected for samples in specific batch and is biased on the high side;
- Continuing calibration did not meet method specifications and was biased on the high side for certain compounds; biased on the low side for aniline and 2,2-dichloropropane;
- Response factor is less than method specified minimum acceptable value; reduce precision and accuracy may be associated with reported result for certain compounds, including ethanol and certain SVOCs;
- Laboratory fortified blank duplicate relative percent difference is outside of control limits; reduced precision is anticipated for any reported value for certain compounds;
- Initial calibration did not meet method specifications; compound was calibrated using linear regression with correlation coefficient <0.99; report is estimated for 2,4-dinitrophenol; and other compounds were biased on the low side with estimated reported results; and
- Initial calibration verification did not meet method specifics for certain SVOCs and was biased on the low side for select compounds; results are estimated.

Majority of the non-conformances are associated with analytes that were not detected in any of the groundwater samples and are not considered to be constituents of concern for the site. Concentrations of ETPH were detected in all of the groundwater samples, with several samples detected above the applicable criteria. Field-based QA/QC included a duplicate sample. Concentrations in the duplicate and parent sample indicate poor precision for RPD for ETPH. Additionally, the reported ETPH concentrations for several samples were biased on the low side or re-extracted beyond methodology recommended hold time for samples collected on 10/10/2018. These data sets may not be used to demonstrate regulatory compliance.

Effective analytical accuracy and precision were demonstrated via acceptable recoveries of surrogates, LCS, and/or LCS duplicate samples.

Based upon the project-specific QC sample results, the project data set overall satisfies the project's data quality objectives. Accordingly, the data is deemed usable for its intended purpose of monitoring and evaluating Site groundwater quality. As noted above, reported concentrations of ETPH for samples collected on 10/10/2018 may not be used to demonstrate regulatory compliance. Detailed results of all internal laboratory QC samples and field-based QA/QC samples submitted for laboratory analysis are presented in the laboratory analytical reports provided as **Appendix D**.

7.0 CHANGE OF LICENSED ENVIRONMENTAL PROFESSIONAL (LEP) OVERSIGHT

Professional environmental consulting services on this project have been provided by Mr. David A. Melycher of Apex Companies, LLC (Apex). Mr. Eric Henry, of Apex, will continue to provide LEP oversight for assessment and remediation of the parcel. Mr. Henry is a Connecticut Licensed Environmental Professional and his contact information is:

Mr. Eric Henry, LEP, LSP
Apex Companies, LLC
58H Connecticut Avenue
South Windsor, CT 06074
Phone (860) 282-1700 extension 6034
Fax: (860) 282-1800
Email: eric.henry@apexcos.com

8.0 FUTURE ACTIVITIES

Future activities include continued groundwater sampling for natural attenuation monitoring in 2019. As described in the 2013 RAP, Monitored Natural Attenuation (MNA) is the remedial technology chosen to address groundwater impacts at the Site. The effectiveness of this solution will be evaluated through a groundwater monitoring program that consists of the collection and analysis of groundwater samples from each of the on-site monitoring wells. The MNA Plan will continue to evaluate for VOCs, SVOCs, ETPH and metals. The secondary parameters of petroleum degrading bacteria counts and carbon dioxide will no longer be included in the sampling plan. Long-term monitoring per the MNA Plan will continue on an annual basis until compliance monitoring can be initiated.

A Status Report summarizing the activities conducted in 2019 will be submitted to CTDEEP by February 28, 2020. An Interim Verification will also be submitted to the CTDEEP by October 2020.

9.0 REFERENCES

Remedial Action Plan, Apex, April 2013

Low Stress (low flow) Purging and Sampling Procedure for the Collection of Groundwater Samples from Monitoring Wells (United States Environmental Protection Agency, EPA, September 2017)

Remediation Standard Regulations, CTDEEP, June 2013

Technical Support Document: Recommended Criteria for Common Additional Pollution Substances and Certain Alternative Criteria, CTDEEP, December 2015

Laboratory Quality Assurance and Quality Control Guidance – Reasonable Confidence Protocols, CTDEEP, July 2007



FIGURES

Figure 1
Site Location Map

176 Cumberland Avenue
Wethersfield, Connecticut

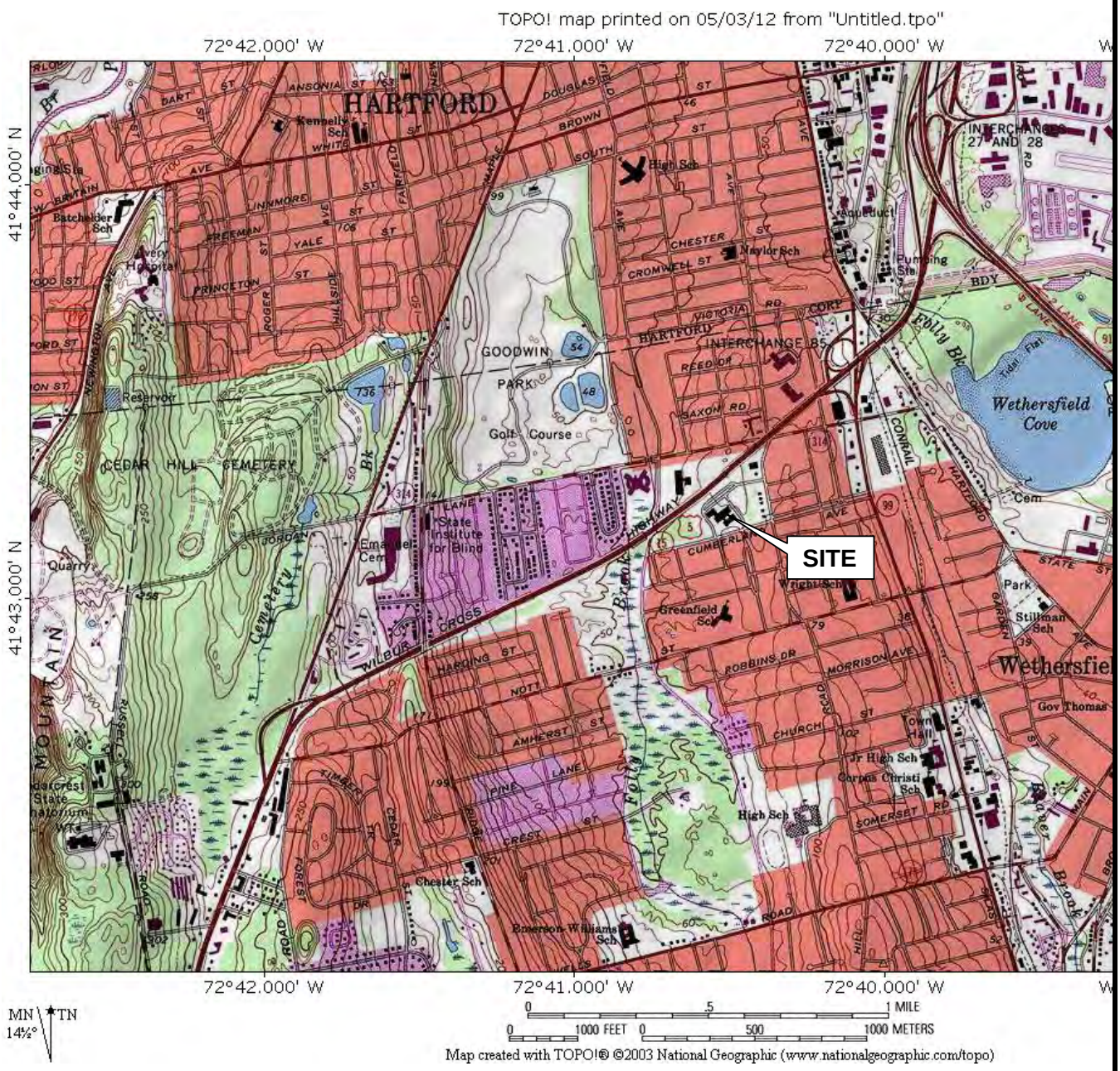

APEX
58H Connecticut Avenue
South Windsor, Connecticut
Telephone: (860) 282-1700

United States Department of the Interior
Geological Survey
7.5 Minute Series Topographic Map
Contour Interval: 20 feet
Scale: 1 inch = 2,000 feet

Wethersfield, Connecticut, 2003

Project:
Site Assessment

Apex Job #: 5783-012

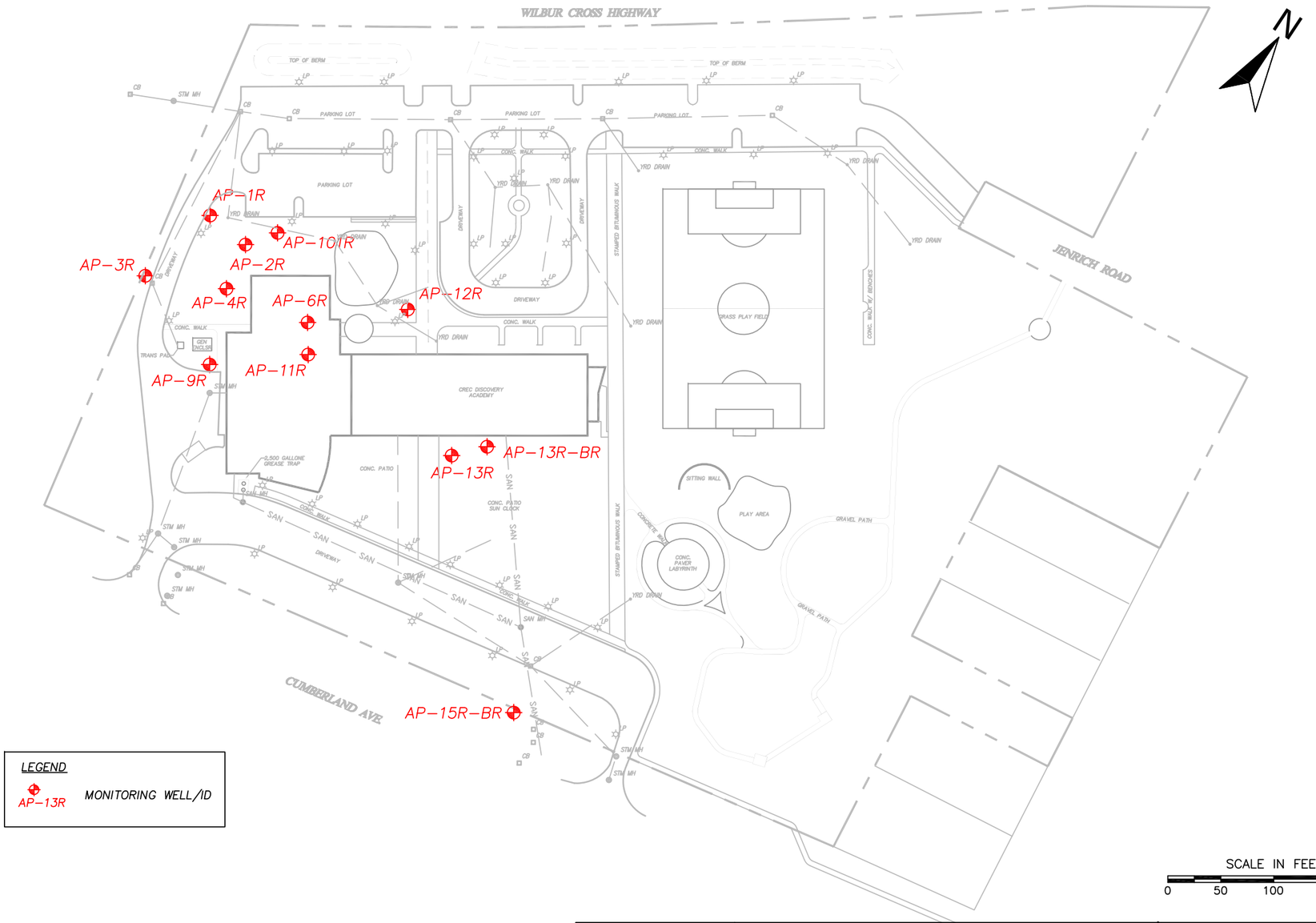

NOTES:

THE BASE MAP WAS PREPARED BY O'BRIEN ASSOCIATES, INC. FILE 3395 DATED SEP. 29, 2015.

CHECK BY	DK
DRAWN BY	MCK
DATE	2/20/2019
SCALE	1"=100'
CAD NO.	FIGURE 1
PRJ NO.	6089-015

SITE PLAN

FORMER CL&P OPERATIONS CENTER
176 CUMBERLAND AVE.
WETHERSFIELD, CONNECTICUT

APEX

FIGURE
2



TABLES

APEX

TABLE 1
Groundwater Analytical Results - Detected Analytes

Former CL&P Operations Center
Eversource Energy
176 Cumberland Avenue
Wethersfield, Connecticut

Well ID:	AP-1R								AP-2R								AP-3R								GWPC	SWPC	Residential Volatilization Criteria	Industrial/Commercial Volatilization Criteria
Date Sampled:	11/4/2009	3/25/2010	8/12/2015	11/11/2015	3/1/2016	5/24/2016	5/30/2017	10/11/2018	11/4/2009	3/26/2010	8/12/2015	11/11/2015	3/1/2016	5/24/2016	5/30/2017	10/10/2018	11/4/2009	3/25/2010	8/12/2015	11/11/2015	3/1/2016	5/24/2016	5/30/2017	10/10/2018				
VOCs via EPA 8260 (µg/L)																												
Acetone	ND<5.0	ND<5.0	ND<10.0	ND<10.0	ND<20	ND<10	ND<10	ND<10	ND<5.0	ND<5.0	ND<10.0	ND<10.0	ND<10	ND<10	ND<10	ND<10	ND<5.0	ND<5.0	ND<10.0	ND<10.0	ND<10	ND<10	ND<10	ND<10	700	10,000 *	50,000	50,000
Benzene	ND<0.50	ND<0.50	ND<1.0	ND<1.0	ND<1.0	ND<0.50	ND<0.50	ND<0.50	ND<0.50	ND<0.50	ND<1.0	ND<1.0	ND<1.0	ND<0.50	ND<0.50	ND<0.50	ND<0.50	ND<0.50	ND<1.0	ND<1.0	ND<0.50	ND<0.50	ND<0.50	ND<0.50	1	710	215	530
2-Butanone (MEK)	ND<2.0	ND<2.0	ND<10.0	ND<10.0	ND<10	ND<10	ND<5.0	ND<5.0	ND<2.0	ND<2.0	ND<10.0	ND<10.0	ND<5.0	ND<10	ND<5.0	ND<5.0	ND<2.0	ND<2.0	ND<10.0	ND<10.0	ND<5.0	ND<10	8.3	ND<5.0	400	10,000 *	50,000	50,000
n-Butylbenzene	ND<1.0	ND<1.0	ND<1.0	ND<1.0	ND<2.0	ND<1.0	ND<1.0	ND<1.0	ND<1.0	ND<1.0	ND<1.0	ND<1.0	ND<1.0	ND<1.0	ND<1.0	ND<1.0	ND<1.0	ND<1.0	ND<1.0	ND<1.0	ND<1.0	ND<1.0	ND<1.0	ND<1.0	350 *	10,000 *	1,600 *	21,800 *
sec-Butylbenzene	ND<1.0	ND<1.0	ND<1.0	ND<1.0	ND<2.0	ND<1.0	ND<1.0	ND<1.0	ND<1.0	ND<1.0	ND<1.0	ND<1.0	ND<1.0	ND<1.0	ND<1.0	ND<1.0	ND<1.0	ND<1.0	ND<1.0	ND<1.0	ND<1.0	ND<1.0	ND<1.0	ND<1.0	350 *	10,000 *	1,500 *	20,100 *
Carbon disulfide	2.6	ND<50	ND<2.0	ND<2.0	ND<10	ND<5.0	ND<5.0	ND<5.0	2.7	ND<50	ND<2.0	ND<2.0	ND<5.0	ND<5.0	ND<5.0	ND<5.0	ND<0.50	ND<50	ND<2.0	ND<2.0	ND<5.0	ND<5.0	ND<5.0	ND<5.0	40 *	150 *	2,100 *	5,200 *
Carbon tetrachloride	ND<0.50	ND<2.0	ND<1.0	ND<1.0	ND<1.0	ND<0.50	ND<0.50	ND<0.50	ND<0.50	ND<2.0	ND<1.0	ND<1.0	ND<0.50	ND<0.50	ND<0.50	ND<0.50	ND<0.50	ND<2.0	ND<1.0	ND<1.0	ND<0.50	ND<0.50	ND<0.50	ND<0.50	5	132	16	40
Chloroform	ND<0.50	ND<0.50	ND<1.0	ND<1.0	ND<2.0	ND<0.50	ND<0.50	ND<0.50	ND<0.50	ND<0.50	ND<1.0	ND<1.0	ND<1.0	ND<0.50	ND<0.50	ND<0.50	ND<0.50	ND<0.50	ND<1.0	ND<1.0	ND<1.0	ND<0.50	ND<0.50	ND<0.50	6	14,100	287	710
1,2-Dichloroethane	ND<0.50	ND<0.50	ND<1.0	ND<1.0	ND<1.0	ND<0.50	ND<0.50	ND<0.50	ND<0.50	ND<0.50	ND<1.0	ND<1.0	ND<0.50	ND<0.50	ND<0.50	ND<0.50	ND<0.50	ND<0.50	ND<1.0	ND<1.0	ND<0.50	ND<0.50	ND<0.50	ND<0.50	1	2,970	21	90
Di-isopropyl ether	NS	NS	ND<1.0	ND<1.0	ND<1.0	ND<0.50	NS	NS	NS	NS	ND<1.0	ND<1.0	ND<0.50	ND<0.50	NS	NS	NS	NS	ND<1.0	ND<1.0	ND<0.50	ND<0.50	NS	NS	NE	NE	NE	NE
Ethylbenzene	ND<0.50	ND<0.50	ND<1.0	ND<1.0	ND<1.0	ND<1.0	ND<0.50	ND<0.50	ND<0.50	ND<0.50	ND<1.0	ND<1.0	ND<0.50	ND<0.50	ND<0.50	ND<0.50	ND<0.50	ND<0.50	ND<1.0	ND<1.0	ND<0.50	ND<0.50	ND<0.50	ND<0.50	700	580,000	50,000	50,000
Isopropylbenzene	ND<0.50	ND<0.50	ND<1.0	ND<1.0	ND<1.0	ND<0.50	ND<0.50	ND<0.50	ND<0.50	ND<0.50	ND<1.0	ND<1.0	ND<0.50	ND<0.50	ND<0.50	ND<0.50	ND<0.50	ND<0.50	ND<1.0	ND<1.0	ND<0.50	ND<0.50	ND<0.50	ND<0.50	25 *	210 *	900 *	2,200 *
p-Isopropyltoluene	ND<0.50	ND<0.50	ND<1.0	ND<1.0	ND<1.0	ND<0.50	ND<0.50	ND<0.50	ND<0.50	ND<0.50	ND<1.0	ND<1.0	ND<0.50	ND<0.50	ND<0.50	ND<0.50	ND<0.50	ND<0.50	ND<1.0	ND<1.0	ND<0.50	ND<0.50	ND<0.50	ND<0.50	25 *	200 *	870 *	2,100 *
Methyl tert-butyl ether (MTBE)	ND<0.50	ND<0.50	ND<1.0	ND<1.0	ND<1.0	ND<0.50	ND<0.50	ND<0.50	0.80	ND<0.50	ND<1.0	ND<1.0	ND<0.50	ND<0.50	ND<0.50	ND<0.50	ND<0.50	ND<0.50	ND<1.0	ND<1.0	ND<0.50	ND<0.50	ND<0.50	ND<0.50	100	10,000 *	50,000	50,000
Naphthalene	ND<2.0	ND<2.0	ND<1.0	ND<1.0	ND<4.0	ND<2.0	ND<2.0	ND<2.0	ND<2.0	ND<2.0	ND<1.0	ND<1.0	ND<1.0	ND<2.0	ND<2.0	ND<2.0	ND<2.0	ND<2.0	ND<1.0	ND<1.0	ND<1.0	ND<2.0	ND<2.0	ND<2.0	280	210 *	NE	NE
n-Propylbenzene	ND<1.0	ND<1.0	ND<1.0	ND<1.0	ND<2.0	ND<1.0	ND<1.0	ND<1.0	ND<1.0	ND<1.0	ND<1.0	ND<1.0	ND<1.0	ND<1.0	ND<1.0	ND<1.0	ND<1.0	ND<1.0	ND<1.0	ND<1.0	ND<1.0	ND<1.0	ND<1.0	ND<1.0	50 *	10,000 *	1,200 *	2,900 *
Tetrahydrofuran	***ND<10***	***ND<10***	ND<2.0	ND<2.0	ND<20	***ND<10***	***ND<10***	***ND<10***	***ND<10***	***ND<10***	ND<2.0	ND<2.0	***ND<10***	***ND<10***	***ND<10***	***ND<10***	***ND<10***	***ND<10***	ND<2.0	ND<2.0	***ND<10***	***ND<10***	***ND<10***	***ND<10***	4 *	9,600 *	250 *	3,700
Toluene	ND<1.0	ND<1.0	ND<1.0	ND<1.0	ND<2.0	ND<1.0	ND<1.0	ND<1.0	ND<1.0	ND<1.0	ND<1.0	ND<1.0	ND<1.0	ND<1.0	ND<1.0	1.2	ND<1.0	ND<1.0	ND<1.0	ND<1.0	ND<1.0	ND<1.0	ND<1.0	ND<1.0	1000	4,000,000	23,500	50,000
1,2,4-Trimethylbenzene	ND<0.50	ND<0.50	ND<1.0	ND<1.0	ND<1.0	ND<0.50	ND<0.50	ND<0.50	ND<0.50	ND<0.50	ND<1.0	ND<1.0	ND<0.50	ND<0.50	ND<0.50	ND<0.50	ND<0.50	ND<0.50	ND<1.0	ND<1.0	ND<0.50	ND<0.50	ND<0.50	ND<0.50	140 *	150 *	940 *	12,800 *
1,3,5-Trimethylbenzene	ND<0.50	ND<0.50	ND<1.0	ND<1.0	ND<1.0	ND<0.50	ND<0.50	ND<0.50	ND<0.50	ND<0.50	ND<1.0	ND<1.0	ND<0.50	ND<0.50	ND<0.50	ND<0.50	ND<0.50	ND<0.50	ND<1.0	ND<1.0	ND<0.50	ND<0.50	ND<0.50	ND<0.50	140 *	260 *	730 *	10,000 *
Total Xylenes	ND<2.0	ND<2.0	ND<2.0	ND<2.0	ND<4.0	ND<2.0	ND<2.0	ND<2.0	ND<2.0	ND<2.0	ND<2.0	ND<2.0	ND<2.0	ND<2.0	ND<2.0	ND<2.0	ND<2.0	ND<2.0	ND<2.0	ND<2.0	ND<2.0	ND<2.0	ND<2.0	ND<2.0	530	270 *	21,300	50,000
SVOCs via EPA 8270 (µg/L)																									GWPC	SWPC	Residential Volatilization Criteria	Industrial/Commercial Volatilization Criteria
Acenaphthene	ND<5.0	ND<5.0	ND<0.300	ND<0.050	ND<0.30	ND<0.30	ND<0.29	ND<0.30	ND<5.0	ND<5.0	ND<0.300	ND<0.050	ND<0.30	ND<0.30	ND<0.29	ND<0.32	ND<5.0	ND<5.0	ND<0.300	ND<0.050	ND<0.30	ND<0.30	ND<0.28	ND<0.31	420 *	150 *	30,500 *	50,000 *
Anthracene	ND<5.0	ND<5.0	ND<0.050	ND<0.050	ND<0.20	ND<0.20	ND<0.20	ND<0.20	ND<5.0	ND<5.0	ND<0.050	ND<0.050	ND<0.20	ND<0.20	ND<0.19	ND<0.21	ND<5.0	ND<5.0	ND<0.050	ND<0.050	ND<0.20	ND<0.20	ND<0.18	ND<0.20	2,000	1,100,000	NE	NE
Aniline	ND<5.0	ND<5.0	ND<5.10	ND<5.43	ND<5.0	ND<5.0	ND<4.9	ND<5.0	ND<5.0	ND<5.0	ND<5.10	ND<5.10	ND<5.0	ND<5.0	ND<5.0	ND<4.8	ND<5.3	ND<5.0	ND<5.0	ND<5.05	ND<5.26	ND<5.0	ND<5.0	ND<4.6	ND<5.1	6.1 *	41 *	NE	NE
Benzo(a)anthracene	***ND<5.0***	***ND<5.0***	ND<0.050	ND<0.050	ND<0.050	ND<0.050	ND<0.049	ND<0.050	***ND<5.0***	***ND<5.0***	ND<0.050	ND<0.050	0.050	ND<0.050	ND<0.048	ND<0.053	***ND<5.0***	***ND<5.0***	ND<0.050	ND<0.050	ND<0.050	ND<0.050	ND<0.046	ND<0.051	0.06	0.3	NE	NE
Benzo(a)pyrene	***ND<5.0***	***ND<5.0***	ND<0.050	ND<0.050	ND<0.10	ND<0.10	ND<0.098	ND<0.10	***ND<5.0***	***ND<5.0***	ND<0.050	ND<0.050	ND<0.10	ND<0.10	ND<0.095	ND<0.11	***ND<5.0***	***ND<5.0***	ND<0.050	ND<0.050	ND<0.10	ND<0.10	ND<0.092	ND<0.10	0.2	0.3	NE	NE
Benzo(b)fluoranthene	***ND<5.0***	***ND<5.0***	ND<0.050	ND<0.050	ND<0.050	ND<0.050	ND<0.049	ND<0.050	***ND<5.0***	***ND<5.0***	ND<0.050	ND<0.050	0.061	ND<0.050	ND<0.048	ND<0.053	***ND<5.0***	***ND<5.0***	ND<0.050	ND<0.050	ND<0.050	ND<0.050	ND<0.046	ND<0.051	0.08	0.3	NE	NE
Bis(2-Ethylhexyl)phthalate	***ND<10***	***ND<10***	***ND<5.10***	***ND<5.43***	ND<2.0	**2.0**	***ND<9.8***	ND<2.0	***ND<10***	***ND<10***	***ND<5.10***	***ND<5.10***	ND<2.0	**3.4**	***ND<9.5***	***ND<11***	***ND<10***	***ND<10***	***ND<5.05***	***ND<5.26***	ND<2.0	**2.1**	***ND<9.2***	***ND<10***	2	59	NE	NE
Chrysene	ND<5.0	ND<5.0	ND<0.050	ND<0.050	ND<0.20	ND<0.20	ND<0.20	ND<0.20	ND<5.0	ND<5.0	ND<0.050	ND<0.050	ND<0.20	ND<0.20	ND<0.19	ND<0.21	ND<5.0	ND<5.0	ND<0.050	ND<0.050	ND<0.20	ND<0.20	ND<0.18	ND<0.20	4.8 *	0.54 *	NE	NE
Fluoranthene	ND<5.0	ND<5.0	ND<0.050	ND<0.050	ND<0.50	ND<0.50	ND<0.49	ND<0.50	ND<5.0	ND<5.0	ND<0.050	ND<0.050	ND<0.50	ND<0.50	ND<0.48	ND<0.53	ND<5.0	ND<5.0	ND<0.050	ND<0.050	ND<0.50	ND<0.50	ND<0.46	ND<0.51	280	3,700	NE	NE
Fluorene	ND<5.0	ND<5.0	ND<0.050	ND<0.050	ND<1.0	ND<1.0	ND<0.98	ND<1.0	ND<5.0	ND<5.0	ND<0.050	ND<0.050	ND<1.0	ND<1.0	ND<0.95	ND<1.1	ND<5.0	ND<5.0	ND<0.050	ND<0.050	ND<1.0	ND<1.0	ND<0.92	ND<1.0	280	140,000	NE	NE
1-Methylnaphthalene	NS	NS	ND<0.065	ND<0.050	ND<5.0	ND<5.0	NS	NS	NS	NS	ND<0.065	ND<0.050	ND<5.0	ND<5.0	NS	NS	NS	NS	ND<0.065	ND<0.050	ND<5.0	ND<5.0	NS	NS	5 *	61 *	20 *	320 *
2-Methylnaphthalene	ND<5.0	ND<5.0	ND<0.075	ND<0.050	ND<1.0	ND<1.0	ND<0.98	ND<1.0	ND<5.0	ND<5.0	ND<0.075	ND<0.050	ND<1.0	ND<1.0	ND<0.95	ND<1.1	ND<5.0	ND<5.0	ND<0.075	ND<0.050	ND<1.0	ND<1.0	ND<0.92	ND<1.0	28 *	62 *	1,000 *	13,100 *
Naphthalene	ND<5.0	ND<5.0	ND<0.050	ND<0.050	ND<1.0	ND<1.0	ND<0.98	ND<1.0	ND<5.0	ND<5.0	ND<0.050	ND<0.050	ND<1.0	ND<1.0	ND<0.95	ND<1.1	ND<5.0	ND<5.0	ND<0.050	ND<0.050	ND<1.0	ND<1.0	ND<0.92	ND<1.0	280	210 *	NE	NE
Phenanthrene	***ND<5.0***	***ND<5.0***	0.058	ND<0.050	ND<0.050	ND<0.050	ND<0.049	ND<0.050	***ND<5.0***	***ND<5.0***	ND<0.050	ND<0.050	**0.34**	ND<0.050	ND<0.048	ND<0.053	***ND<5.0***	***ND<5.0***	ND<0.050	ND<0.050	ND<0.050	ND<0.050	ND<0.046	ND<0.051	200	0.3	NE	NE
Pyrene	ND<5.0	ND<5.0	0.051	ND<0.050	ND<1.0	ND<1.0	ND<0.98	ND<1.0	ND<5.0	ND<5.0	ND<0.050	ND<0.050	ND<1.0	ND<1.0	ND<0.95	ND<1.1	ND<5.0	ND<5.0	ND<0.050	ND<0.050	ND<1.0	ND<1.0	ND<0.92	ND<1.0	200	110,000	NE	NE
ETPH via CTETPH (mg/L)																									GWPC	SWPC	Residential Volatilization Criteria	Industrial/Commercial Volatilization Criteria
CT ETPH	0.23	ND<0.075	ND<0.2	ND<0.2	0.19	ND<0.075	0.11	**0.38**	0.20	ND<0.075	ND<0.2	ND<0.2	0.11	ND<0.075	ND<0.075	0.17	ND<0.075	ND<0.075	ND<0.2	ND<0.075	ND<0.075	ND<0.075	0.083	0.23	0.25	0.25 *	0.25	0.25
Total Metals (mg/L)																									GWPC	SWPC	Residential Volatilization Criteria	Industrial/Commercial Volatilization Criteria
Antimony	ND<0.005	ND<0.005	ND<0.0060	ND<0.0060	ND<0.0050	ND<0.0050	ND<0.0050	ND<0.0050	ND<0.005	ND<0.005	ND<0.0060	ND<0.0060	ND<0.0050	ND<0.0050	ND<0.0050	ND<0.0050	ND<0.005	ND<0.005	ND<0.0060	ND<0.0060	ND<0.0050	ND<0.0050	ND<0.0050	ND<0.0050	0.006	86	NE	NE
Arsenic	ND<0.002	ND<0.002	ND<0.0040	ND<0.0040	ND<0.0020	ND<0.0020	ND<0.0020	ND<0.0020	ND<0.002	ND<0.002	ND<0.0040	ND<0.0040	ND<0.0020	ND<0.0020	ND<0.0020	0.0023	ND<0.002	ND<0.002	ND<0.0040	ND<0.0040	ND<0.0020	ND<0.0020	**0.011**	ND<0.0020	0.05	0.004	NE	NE
Barium	ND<0.25	0.140	0.0975	0.221	0.200	0.170	ND<0.050	0.053	ND<0.25	ND<0.12	0.131	0.0996	0.058	0.093	0.120	0.099	ND<0.25	ND<0.12	0.0864 A	0.0599	0.074	0.140	0.092	0.250	1	2.2 *	NE	NE
Beryllium	ND<0.002	ND<0.002	ND<0.0020	ND<0.0020	ND<0.0020	ND<0.0020	ND<0.0020	ND<0.0020	ND<0.002	ND<0.002	ND<0.0020	ND<0.0020	ND<0.0020	ND<0.0020	ND<0.0020	ND<0.0020	ND<0.002	ND<0.002	ND<0.0020	ND<0.0020	ND<0.0020	ND<0.0020	ND<0.0020	ND<0.0020	0.004	0.004	NE	NE
Cadmium	ND<0.0025	ND<0.0025	ND<0.0025	ND<0.0025	ND<0.0025	ND<0.0025	ND<0.0025	ND<0.0025	ND<0.0025	ND<0.0025	ND<0.0025	ND<0.0025	ND<0.0025	ND<0.0025	ND<0.0025	ND<0.0025	ND<0.0025	ND<0.0025	ND<0.0025	ND<0.0025	ND<0.0025	ND<0.0025	ND<0.0025	ND<0.0025	0.005	0.006	NE	NE
Chromium (total)	ND<0.05	ND<0.05	0.0082	0.0296	ND<0.0050	ND<0.0050	ND<0.0050	ND<0.0050	ND<0.05	ND<0.05	ND<0.0050	ND<0.0050	ND<0.0050	ND<0.0050	ND<0.0050	ND<0.0050	ND<0.05	ND<0.05	ND<0.0050	ND<0.0050	ND<0.0050	ND<0.0050	ND<0.0050	ND<0.0050	0.05	0.11**	NE	NE
Copper	ND<0.025	ND<0.025	0.0051	0.0230	ND<.025	ND<.025	ND<.025	ND<0.025	0.044	ND<0.025	0.0058	ND<0.0050	ND<.025	ND<.025	ND<.025	ND<0.025	**0.081**	ND<0.025	ND<0.0100	ND<0.0050	ND<.025	ND<.025	ND<.025	ND<0.025	1.3	0.048	NE	NE
Lead	ND<0.005	ND<0.005	ND<0.0075	0.0154	ND<0.0050	ND<0.0050	ND<0.0050	ND<0.0050	ND<0.005	ND<0.005	ND<0.0075	ND<0.0075	ND<0.0050	ND<0.0050	ND<0.0050	ND<0.0050	ND<0.005	ND<0.005	ND<0.0075	ND<0.0075	ND<0.0050	ND<0.0050	ND<0.0050	ND<0.0050	0.015	0.013	NE	NE
Mercury	ND<0.00010	ND<0.00010	ND<0.00020	ND<0.00020	ND<0.00010	ND<0.00010	ND<0.00010	ND<0.00010	ND<0.00010	ND<0.00010	ND<0.00020	ND<0.00020	ND<0.00010	ND<0.00010	ND<0.00010	ND<0.00010	ND<0.00010	ND<0.00010	ND<0.00020	ND<0.00020	ND<0.00010	ND<0.00010	ND<0.00010	ND<0.00010	0.002	0.0004	NE	NE
Nickel	ND<0.025	ND<0.025	0.0059	0.0210	ND<0.025	ND<0.025	ND<0.025	ND<0.025	ND<0.025	ND<0.025	ND<0.0050	ND<0.0050	ND<0.025	ND<0.025	ND<0.025	ND<0.025	ND<0.025	ND<0.025	ND<0.0050	ND<0.0050	ND<0.025	ND<0.025	ND<0.025	ND<0.025	0.1	0.88	NE	NE
Selenium	ND<0.025	ND<0.025	ND<0.0150	ND<0.0150	ND<0.025	ND<0.025	ND<0.025	ND<0.025	ND<0.025	ND<0.025	ND<0.0150	ND<0.0150	ND<0.025	ND<0.025	ND<0.025	ND<0.025	ND<0.025	ND<0.025	ND<0.0150	ND<0.0150	ND<0.025	ND<0.025	ND<0.025	ND<0.025	0.05	0.05	NE	NE
Silver	ND<0.0025	ND<0.0025	ND<0.0050	ND<0.0050	ND<0.0025	ND<0.0025	ND<0.0025	ND<0.0025	ND<0.0025	ND<0.0025	ND<0.0050	ND<0.0050	ND<0.0025	ND<0.0025	ND<0.0025	ND<0.0025	ND<0.0025	ND<0.0025	ND<0.0050	ND<0.0050	ND<0.0025	ND<0.0025	ND<0.0025	ND<0.0025	0.036	0.012	NE	NE
Thallium	ND<0.001	ND<0.001	ND<0.0050	ND<0.0050	ND<0.0010	ND<0.0010	ND<0.0010	ND<0.0010	ND<0.001	ND<0.001	ND<0.0050	ND<0.0050	ND<0.0010	ND<0.0010	ND<0.0010	ND<0.0010	ND<0.001	ND<0.001	ND<0.0050	ND<0.0050	ND<0.0010	ND<0.0010	ND<0.0010	ND<0.0010	0.005	0.063	NE	NE
Vanadium	ND<0.025	ND<0.025	0.0080	0.0421	ND<0.025	ND<0.025	ND<0.025	ND<0.025	ND<0.025	ND<0.025	ND<0.0050	ND<0.0050	ND<0.025	ND<0.025	ND<0.025	ND<0.025	ND<0.025	ND<0.025	ND<0.0050	ND<0.0050	ND<0.025	ND<0.025	ND<0.025	ND<0.025	0.05	0.27 *	NE	NE
Zinc	ND<0.1	ND<0.1	0.0103	0.0720	ND<0.050	ND<0.050	ND<0.050	ND<0.050	ND<0.1	ND<0.1	0.0074	ND<0.0050	ND<0.050	ND<0.050	ND<0.050	ND<0.050	ND<0.1	ND<0.1	0.0239	ND<0.0050	ND<0.050	ND<0.050	ND<0.050	ND<0.050	5	0.123	NE	NE

Notes:

Results presented in **Bold** and Yellow highlight indicates a detection above one or more applicable criteria
Results presented in ***bold italic*** type face indicate that the laboratory detection limit is above one or more applicable criteria
µg/L = micrograms per liter
mg/L = milligrams per liter
VOCs = Volatile Organic Compounds
SVOCs = Semi-Volatile Organic Compounds
ETPH = Extractable Total Petroleum Hydrocarbons
ND = Not detected
NS = Not sampled
NE = No standard established
EPA = Environmental Protection Agency
GWPC = Groundwater Protection Criteria
SWPC = Surface Water Protection Criteria
* = Additional Polluting Substance Criteria (APS) (CTDEEP revised 2/29/2016)
* * = Since there is no default numeric criteria for total chromium, analytical results were compared to the more conservative hexavalent chromium standard.
A = Result value from the associated duplicate sample taken at the well during the sampling event (higher value presented of the sample vs. the duplicate)
B = Analyte also detected in the associated Blank during the sampling event
During multiple sampling events, wells AP-13 and AP-15 were dry and unable to be sampled.
All wells were damaged during 2014/2015 on-site construction activities for the CREC center. All replacement wells have suffix "R". AP-6R and AP-11R replaced on 9/30/2014; AP-13R replaced on 6/28/2015; all other wells replaced on 6/4-5/2015.
Wells AP-13R-BR and AP-15R-BR were installed on 8/17/2018.

TABLE 1 con't
Groundwater Analytical Results - Detected Analytes

Former CL&P Operations Center
Eversource Energy
176 Cumberland Avenue
Wethersfield, Connecticut

Well ID:	AP-4R								AP-6R								GWPC	SWPC	Residential Volatilization Criteria	Industrial/Commercial Volatilization Criteria
Date Sampled:	11/5/2009	3/26/2010	8/12/2015	11/12/2015	3/1/2016	5/24/2016	5/31/2017	10/10/2018	11/5/2009	3/26/2010	8/13/2015	11/11/2015	3/2/2016	5/24/2016	5/31/2017	10/11/2018				
VOCs via EPA 8260 (µg/L)																				
Acetone	ND<500	ND<50	ND<10.0	ND<10.0	ND<50	ND<10	ND<10	ND<10	ND<5.0	ND<5.0	ND<10.0	ND<10.0	ND<10	ND<10	ND<10	ND<10	700	10,000 *	50,000	50,000
Benzene	**16**	**11**	ND<1.0	ND<1.0	***ND<2.5***	ND<0.50	ND<0.50	ND<0.50	ND<0.50	ND<0.50	ND<1.0	ND<1.0	ND<0.50	ND<0.50	ND<0.50	ND<0.50	1	710	215	530
2-Butanone (MEK)	ND<20	ND<20	ND<10.0	ND<10.0	ND<25	ND<10	ND<5.0	ND<5.0	ND<2.0	ND<2.0	ND<10.0	ND<10.0	ND<5.0	ND<5.0	ND<5.0	ND<5.0	400	10,000 *	50,000	50,000
n-Butylbenzene	11	14	ND<1.0	ND<1.0	ND<5.0	ND<1.0	ND<1.0	ND<1.0	ND<1.0	ND<1.0	ND<1.0	ND<1.0	ND<1.0	ND<1.0	ND<1.0	ND<1.0	350 *	10,000 *	1,600 *	21,800 *
sec-Butylbenzene	5.4	ND<10	ND<1.0	ND<1.0	ND<5.0	ND<1.0	ND<1.0	ND<1.0	ND<1.0	ND<1.0	ND<1.0	ND<1.0	ND<1.0	ND<1.0	ND<1.0	ND<1.0	350 *	10,000 *	1,500 *	20,100 *
Carbon disulfide	ND<0.50	ND<500	ND<2.0	ND<2.0	ND<25	ND<5.0	ND<5.0	ND<5.0	ND<0.50	ND<50	ND<2.0	ND<2.0	ND<5.0	ND<5.0	ND<5.0	ND<5.0	40 *	150 *	2,100 *	5,200 *
Carbon tetrachloride	ND<0.50	ND<20	ND<1.0	ND<1.0	ND<2.5	ND<0.50	ND<0.50	ND<0.50	ND<0.50	ND<2.0	ND<1.0	ND<1.0	ND<0.50	ND<0.50	ND<0.50	ND<0.50	5	132	16	40
Chloroform	3.1	ND<5.0	ND<1.0	ND<1.0	ND<5.0	ND<0.50	ND<0.50	ND<0.50	ND<0.50	ND<0.50	ND<1.0	ND<1.0	ND<1.0	ND<1.0	ND<0.50	ND<0.50	6	14,100	287	710
1,2-Dichloroethane	ND<0.50	ND<5.0	**9.0**	**5.8**	***ND<2.5***	ND<0.50	ND<0.50	ND<0.50	ND<0.50	ND<0.50	ND<1.0	ND<1.0	ND<0.50	ND<0.50	ND<0.50	ND<0.50	1	2,970	21	90
Di-isopropyl ether	NS	NS	8.3	6.0	ND<2.5	ND<0.50	NS	NS	NS	NS	ND<1.0	ND<1.0	ND<0.50	ND<0.50	NS	NS	NE	NE	NE	NE
Ethylbenzene	440	560	ND<1.0	ND<1.0	ND<2.5	ND<0.50	ND<0.50	ND<0.50	ND<0.50	ND<0.50	ND<1.0	ND<1.0	ND<0.50	ND<0.50	ND<0.50	ND<0.50	700	580,000	50,000	50,000
Isopropylbenzene	**50**	**82**	ND<1.0	ND<1.0	ND<2.5	ND<0.50	ND<0.50	ND<0.50	ND<0.50	ND<0.50	ND<1.0	ND<1.0	ND<0.50	ND<0.50	ND<0.50	ND<0.50	25 *	210 *	900 *	2,200 *
p-Isopropyltoluene	1.6	ND<5.0	ND<1.0	ND<1.0	ND<2.5	ND<0.50	ND<0.50	ND<0.50	ND<0.50	ND<0.50	ND<1.0	ND<1.0	ND<0.50	ND<0.50	ND<0.50	ND<0.50	25 *	200 *	870 *	2,100 *
Methyl tert-butyl ether (MTBE)	1.7	ND<5.0	19.5	21.6	ND<2.5	1.1	ND<0.50	ND<0.50	ND<0.50	ND<0.50	1.0	ND<1.0	ND<0.50	ND<0.50	ND<0.50	ND<0.50	100	10,000 *	50,000	50,000
Naphthalene	150	120	ND<1.0	ND<1.0	ND<10	ND<2.0	ND<2.0	ND<2.0	ND<2.0	ND<2.0	ND<1.0	ND<1.0	ND<2.0	ND<2.0	ND<2.0	ND<2.0	280	210 *	NE	NE
n-Propylbenzene	**87**	**160**	ND<1.0	ND<1.0	ND<5.0	ND<1.0	ND<1.0	ND<1.0	ND<1.0	ND<1.0	ND<1.0	ND<1.0	ND<1.0	ND<1.0	ND<1.0	ND<1.0	50 *	10,000 *	1,200 *	2,900 *
Tetrahydrofuran	***ND<10***	***ND<100***	ND<2.0	ND<2.0	***ND<50***	***ND<10***	***ND<10***	***ND<10***	***ND<10***	***ND<10***	ND<2.0	ND<2.0	***ND<10***	***ND<10***	***ND<10***	***ND<10***	4 *	9,600 *	250 *	3,700
Toluene	4.3	ND<10	ND<1.0	ND<1.0	ND<5.0	ND<1.0	ND<1.0	ND<1.0	ND<1.0	ND<1.0	ND<1.0	ND<1.0	ND<1.0	ND<1.0	ND<1.0	ND<1.0	1000	4,000,000	23,500	50,000
1,2,4-Trimethylbenzene	78	110	ND<1.0	ND<1.0	ND<2.5	ND<0.50	ND<0.50	ND<0.50	ND<0.50	ND<0.50	ND<1.0	ND<1.0	ND<0.50	ND<0.50	ND<0.50	ND<0.50	140 *	150 *	940 *	12,800 *
1,3,5-Trimethylbenzene	8.8	24	ND<1.0	ND<1.0	ND<2.5	ND<0.50	ND<0.50	ND<0.50	ND<0.50	ND<0.50	ND<1.0	ND<1.0	ND<0.50	ND<0.50	ND<0.50	ND<0.50	140 *	260 *	730 *	10,000 *
Total Xylenes	138.4	**282**	ND<2.0	ND<2.0	ND<10	ND<2	ND<2.0	ND<2.0	ND<2.0	ND<2.0	ND<2.0	ND<2.0	ND<2.0	ND<2.0	ND<2.0	ND<2.0	530	270 *	21,300	50,000
SVOCs via EPA 8270 (µg/L)																	GWPC	SWPC	Residential Volatilization Criteria	Industrial/Commercial Volatilization Criteria
Acenaphthene	ND<5.0	ND<5.0	ND<0.300	ND<0.050	ND<0.30	ND<0.30	ND<0.30	ND<0.29	ND<5.0	ND<5.0	ND<0.050	ND<0.050	ND<0.30	ND<0.30	ND<0.30	ND<0.33	420 *	150 *	30,500 *	50,000 *
Anthracene	ND<5.0	ND<5.0	ND<0.050	ND<0.050	ND<0.20	ND<0.20	ND<0.20	ND<0.19	ND<5.0	ND<5.0	ND<0.050	ND<0.050	ND<0.20	ND<0.20	ND<0.20	ND<0.22	2,000	1,100,000	NE	NE
Aniline	ND<5.0	ND<5.0	ND<7.25	ND<5.21	ND<5.0	ND<5.0	ND<5.0	ND<4.8	ND<5.0	ND<5.0	ND<5.05	ND<5.15	ND<5.0	ND<5.0	ND<5.0	ND<5.6	6.1 *	41 *	NE	NE
Benzo(a)anthracene	***ND<5.0***	***ND<5.0***	ND<0.050	ND<0.050	**0.23**	ND<0.050	ND<0.050	ND<0.048	***ND<5.0***	***ND<5.0***	ND<0.050	ND<0.050	ND<0.050	ND<0.050	ND<0.050	ND<0.056	0.06	0.3	NE	NE
Benzo(a)pyrene	***ND<5.0***	***ND<5.0***	ND<0.050	ND<0.050	**0.23**	ND<0.010	ND<0.099	ND<0.096	***ND<5.0***	***ND<5.0***	ND<0.050	ND<0.050	ND<0.10	ND<0.10	ND<0.10	ND<0.11	0.2	0.3	NE	NE
Benzo(b)fluoranthene	***ND<5.0***	***ND<5.0***	ND<0.050	ND<0.050	**0.32**	ND<0.050	ND<0.050	ND<0.048	***ND<5.0***	***ND<5.0***	ND<0.050	ND<0.050	ND<0.050	ND<0.050	ND<0.050	ND<0.056	0.08	0.3	NE	NE
Bis(2-Ethylhexyl)phthalate	***ND<10***	***ND<10***	***ND<7.25***	***ND<5.21***	ND<2.0	**2.1**	***ND<5.0***	***ND<9.6***	***ND<10***	***ND<10***	***ND<5.05***	***ND<5.15***	ND<2.0	**2.2**	***ND<5.0***	***ND<2.2***	2	59	NE	NE
Chrysene	ND<5.0	ND<5.0	ND<0.050	ND<0.050	0.24	ND<0.20	ND<0.20	ND<0.19	ND<5.0	ND<5.0	ND<0.050	ND<0.050	ND<0.20	ND<0.20	ND<0.20	ND<0.22	4.8 *	0.54 *	NE	NE
Fluoranthene	ND<5.0	ND<5.0	ND<0.050	ND<0.050	ND<0.50	ND<0.50	ND<0.50	ND<0.48	ND<5.0	ND<5.0	ND<0.050	0.090	ND<0.50	ND<0.50	ND<0.50	ND<0.56	280	3,700	NE	NE
Fluorene	ND<5.0	ND<5.0	ND<0.050	ND<0.050	ND<1.0	ND<1.0	ND<0.99	ND<0.96	ND<5.0	ND<5.0	ND<0.050	ND<0.050	ND<1.0	ND<1.0	ND<1.0	ND<1.1	280	140,000	NE	NE
1-Methylnaphthalene	NS	NS	ND<0.065	ND<0.050	ND<5.0	ND<5.0	NS	NS	NS	NS	ND<0.050	ND<0.050	ND<5.0	ND<5.0	NS	NS	5 *	61 *	20 *	320 *
2-Methylnaphthalene	15	19	ND<0.075	ND<0.050	ND<1.0	ND<1.0	ND<0.99	ND<0.96	ND<5.0	ND<5.0	ND<0.050	ND<0.050	ND<1.0	ND<1.0	ND<1.0	ND<1.1	28 *	62 *	1,000 *	13,100 *
Naphthalene	50	77	ND<0.050	ND<0.050	ND<1.0	ND<1.0	ND<0.99	ND<0.96	ND<5.0	ND<5.0	0.074	ND<0.050	ND<1.0	ND<1.0	ND<1.0	ND<1.1	280	210 *	NE	NE
Phenanthrene	***ND<5.0***	***ND<5.0***	ND<0.050	0.062	0.11	ND<0.050	ND<0.050	ND<0.048	***ND<5.0***	***ND<5.0***	ND<0.050	ND<0.050	ND<0.050	ND<0.050	ND<0.050	ND<0.056	200	0.3	NE	NE
Pyrene	ND<5.0	ND<5.0	ND<0.050	ND<0.050	ND<1.0	ND<1.0	ND<0.99	ND<0.96	ND<5.0	ND<5.0	ND<0.050	0.091	ND<1.0	ND<1.0	ND<1.0	ND<1.1	200	110,000	NE	NE
ETPH via CTETPH (mg/L)																	GWPC	SWPC	Residential Volatilization Criteria	Industrial/Commercial Volatilization Criteria
CT ETPH	**1.7**	**1.2**	ND<0.08	NS<0.2	0.20	0.19	0.17	**0.27**	ND<0.075	ND<0.075	ND<0.2	ND<0.2	ND<0.075	**0.31**	ND<0.075	0.16	0.25	0.25 *	0.25	0.25
Total Metals (mg/L)																	GWPC	SWPC	Residential Volatilization Criteria	Industrial/Commercial Volatilization Criteria
Antimony	ND<0.005	ND<0.005	ND<0.0060	ND<0.0060	ND<0.0050	ND<0.0050	ND<0.0050	ND<0.0050	ND<0.005	ND<0.005	ND<0.0060	ND<0.0060	ND<0.0050	ND<0.0050	ND<0.0050	ND<0.0050	0.006	86	NE	NE
Arsenic	**0.0072**	**0.015**	ND<0.0040	ND<0.0040	ND<0.0020	ND<0.0020	ND<0.0020	ND<0.0020	ND<0.002	ND<0.002	ND<0.0040	ND<0.0040	ND<0.0020	ND<0.0020	ND<0.0020	ND<0.0020	0.05	0.004	NE	NE
Barium	0.6	0.96	0.182	0.129	0.068	0.110	0.063	0.095	ND<0.25	ND<0.12	0.132	0.137	0.180	0.190	0.240	0.220	1	2.2 *	NE	NE
Beryllium	ND<0.002	ND<0.002	ND<0.0020	ND<0.0020	ND<0.0020	ND<0.0020	ND<0.0020	ND<0.0020	ND<0.002	ND<0.002	ND<0.0020	ND<0.0020	ND<0.0020	ND<0.0020	ND<0.0020	ND<0.0020	0.004	0.004	NE	NE
Cadmium	ND<0.0025	ND<0.0025	ND<0.0025	ND<0.0025	ND<0.0025	ND<0.0025	ND<0.0025	ND<0.0025	ND<0.0025	ND<0.0025	ND<0.0025	ND<0.0025	ND<0.0025	ND<0.0025	ND<0.0025	ND<0.0025	0.005	0.006	NE	NE
Chromium (total)	ND<0.05	ND<0.05	ND<0.0050	ND<0.0050	ND<0.0050	ND<0.0050	ND<0.0050	ND<0.0050	ND<0.05	ND<0.05	ND<0.0050	ND<0.0050	ND<0.0050	ND<0.0050	ND<0.0050	ND<0.0050	0.05	0.11**	NE	NE
Copper	ND<0.025	ND<0.025	ND<0.0100	ND<0.0100	ND<.025	ND<.025	ND<.025	ND<0.025	ND<0.025	ND<0.025	ND<0.0100	ND<0.0100	ND<0.025	ND<0.025	ND<0.025	ND<0.025	1.3	0.048	NE	NE
Lead	ND<0.005	ND<0.005	ND<0.0075	ND<0.0075	ND<0.0050	ND<0.0050	ND<0.0050	ND<0.0050	ND<0.005	ND<0.005	ND<0.0075	ND<0.0075	ND<0.0050	ND<0.0050	ND<0.0050	ND<0.0050	0.015	0.013	NE	NE
Mercury	ND<0.00010	ND<0.00010	ND<0.00020	ND<0.00020	ND<0.00010	ND<0.00010	ND<0.00010	ND<0.00010	ND<0.00010	ND<0.00010	ND<0.00020	ND<0.00020	ND<0.00010	ND<0.00010	ND<0.00010	ND<0.00010	0.002	0.0004	NE	NE
Nickel	ND<0.025	ND<0.025	ND<0.0050	ND<0.0050	ND<0.025	ND<0.025	ND<0.025	ND<0.025	ND<0.025	ND<0.025	ND<0.0050	ND<0.0050	ND<0.025	ND<0.025	ND<0.025	ND<0.025	0.1	0.88	NE	NE
Selenium	ND<0.025	ND<0.025	ND<0.0150	ND<0.0150	ND<0.025	ND<0.025	ND<0.025	ND<0.025	ND<0.025	ND<0.025	ND<0.0150	ND<0.0150	ND<0.025	ND<0.025	ND<0.025	ND<0.025	0.05	0.05	NE	NE
Silver	ND<0.0025	ND<0.0025	ND<0.0050	ND<0.0050	ND<0.0025	ND<0.0025	ND<0.0025	ND<0.0025	ND<0.0025	ND<0.0025	ND<0.0050	ND<0.0050	ND<0.0025	ND<0.0025	ND<0.0025	ND<0.0025	0.036	0.012	NE	NE
Thallium	ND<0.001	ND<0.001	ND<0.0050	ND<0.0050	ND<0.0010	ND<0.0010	ND<0.0010	ND<0.0010	ND<0.001	ND<0.001	ND<0.0050	ND<0.0050	ND<0.0010	ND<0.0010	ND<0.0010	ND<0.0010	0.005	0.063	NE	NE
Vanadium	ND<0.025	ND<0.025	ND<0.0050	ND<0.0050	ND<0.025	ND<0.025	ND<0.025	ND<0.025	ND<0.025	ND<0.025	ND<0.0050	ND<0.0050	ND<0.025	ND<0.025	ND<0.025	ND<0.025	0.05	0.27 *	NE	NE
Zinc	ND<0.1	ND<0.1	0.0193	0.0162	ND<0.050	ND<0.050	ND<0.050	ND<0.050	ND<0.1	ND<0.1	ND<0.0100	0.0148	ND<0.050	ND<0.050	ND<0.050	ND<0.050	5	0.123	NE	NE

Notes:

Results presented in **Bold** and Yellow highlight indicates a detection above one or more applicable criteria
Results presented in ***bold italic*** type face indicate that the laboratory detection limit is above one or more applicable criteria
µg/L = micrograms per liter
mg/L = milligrams per liter
VOCs = Volatile Organic Compounds
SVOCs = Semi-Volatile Organic Compounds
ETPH = Extractable Total Petroleum Hydrocarbons
ND = Not detected
NS = Not sampled
NE = No standard established
EPA = Environmental Protection Agency
GWPC = Groundwater Protection Criteria
SWPC = Surface Water Protection Criteria
* = Additional Polluting Substance Criteria (APS) (CTDEEP revised 2/29/2016)
* * = Since there is no default numeric criteria for total chromium, analytical results were compared to the more conservative hexavalent chromium standard.
A = Result value from the associated duplicate sample taken at the well during the sampling event (higher value presented of the sample vs. the duplicate)
B = Analyte also detected in the associated Blank during the sampling event
During multiple sampling events, wells AP-13 and AP-15 were dry and unable to be sampled.
All wells were damaged during 2014/2015 on-site construction activities for the CREC center. All replacement wells have suffix "R". AP-6R and AP-11R replaced on 9/30/2014; AP-13R replaced on 6/28/2015; all other wells replaced on 6/4-5/2015.
Wells AP-13R-BR and AP-15R-BR were installed on 8/17/2018.

QA/QC performed 2/12/2017 by KH

APEX

TABLE 1 con't
Groundwater Analytical Results - Detected Analytes

Former CL&P Operations Center
Eversource Energy
176 Cumberland Avenue
Wethersfield, Connecticut

Well ID:	AP-9R								AP-11R								AP-12R								GWPC	SWPC	Residential Volatilization Criteria	Industrial/Commercial Volatilization Criteria
Date Sampled:	11/5/2009	3/25/2010	8/12/2015	11/11/2015	3/2/2016	5/24/2016	5/30/2017	10/10/2018	11/5/2009	3/26/2010	8/13/2015	11/12/2015	3/1/2016	5/24/2016	5/31/2017	10/11/2018	11/4/2009	3/25/2010	8/13/2015	11/12/2015	3/1/2016	5/24/2016	5/31/2017	10/10/2018				
VOCs via EPA 8260 (µg/L)																												
Acetone	ND<5.0	ND<5.0	ND<10.0	ND<10.0	ND<10	ND<10	ND<10	ND<10	ND<5.0	ND<5.0	ND<10.0	ND<10.0	ND<10	ND<10	ND<10	ND<10	ND<50	ND<5.0	ND<10.0	ND<10.0	ND<10	ND<10	ND<10	ND<10	700	10,000 *	50,000	50,000
Benzene	ND<0.50	ND<0.50	ND<1.0	ND<1.0	ND<0.50	ND<0.50	ND<0.50	ND<0.50	ND<0.50	ND<0.50	ND<1.0	ND<1.0	ND<0.50	ND<0.50	ND<0.50	ND<0.50	0.94	ND<0.50	ND<1.0	ND<1.0	ND<0.50	ND<0.50	ND<0.50	ND<0.50	1	710	215	530
2-Butanone (MEK)	ND<2.0	ND<2.0	ND<10.0	ND<10.0	ND<5.0	ND<10.	ND<5.0	ND<5.0	ND<2.0	ND<2.0	ND<10.0	ND<10.0	ND<5.0	ND<10	ND<5.0	ND<5.0	3.0	ND<2.0	ND<10.0	ND<10.0	ND<5.0	ND<10	ND<5.0	ND<5.0	400	10,000 *	50,000	50,000
n-Butylbenzene	ND<1.0	ND<1.0	ND<1.0	ND<1.0	ND<1.0	ND<1.0	ND<1.0	ND<1.0	ND<1.0	ND<1.0	ND<1.0	ND<1.0	ND<1.0	ND<1.0	ND<1.0	ND<1.0	ND<1.0	ND<1.0	ND<1.0	ND<1.0	ND<1.0	ND<1.0	ND<1.0	ND<1.0	350 *	10,000 *	1,600 *	21,800 *
sec-Butylbenzene	ND<1.0	ND<1.0	ND<1.0	ND<1.0	ND<1.0	ND<1.0	ND<1.0	ND<1.0	ND<1.0	ND<1.0	ND<1.0	ND<1.0	ND<1.0	ND<1.0	ND<1.0	ND<1.0	ND<1.0	ND<1.0	ND<1.0	ND<1.0	ND<1.0	ND<1.0	ND<1.0	ND<1.0	350 *	10,000 *	1,500 *	20,100 *
Carbon Disulfide	ND<0.50	ND<50	ND<2.0	ND<2.0	ND<5.0	ND<5.0	ND<5.0	ND<5.0	ND<0.50	ND<50	ND<2.0	ND<2.0	ND<5.0	ND<5.0	ND<5.0	ND<5.0	1.2	ND<50	ND<2.0	ND<2.0	ND<5.0	ND<5.0	ND<5.0	ND<5.0	40 *	150 *	2,100 *	5,200 *
Carbon Tetrachloride	ND<0.50	ND<2.0	ND<1.0	ND<1.0	ND<0.50	ND<0.50	ND<0.50	ND<0.50	1.4 A	ND<2.0	ND<1.0	ND<1.0	ND<0.50	ND<0.50	ND<0.50	ND<0.50	ND<0.50	ND<2.0	ND<1.0	ND<1.0	ND<0.50	ND<0.50	ND<0.50	ND<0.50	5	132	16	40
Chloroform	ND<0.50	ND<0.50	ND<1.0	ND<1.0	ND<0.50	ND<0.50	ND<0.50	ND<0.50	0.63	1.7	ND<1.0	ND<1.0	ND<1.0	ND<1.0	ND<0.50	ND<0.50	ND<0.50	ND<0.50	ND<1.0	ND<1.0	ND<1.0	ND<0.50	ND<0.50	ND<0.50	6	14,100	287	710
1,2-Dichloroethane	ND<0.50	ND<0.50	ND<1.0	ND<1.0	ND<0.50	ND<0.50	ND<0.50	ND<0.50	ND<0.50	ND<0.50	ND<1.0	ND<1.0	ND<1.0	ND<1.0	ND<1.0	ND<1.0	ND<0.50	ND<0.50	ND<1.0	ND<1.0	ND<1.0	ND<0.50	ND<0.50	ND<0.50	1	2,970	21	90
Di-isopropyl ether	NS	NS	ND<1.0	ND<1.0	ND<0.50	ND<0.50	NS	NS	NS	NS	ND<1.0	ND<1.0	ND<0.50	ND<0.50	NS	NS	NS	NS	ND<1.0	ND<1.0	ND<0.50	ND<0.50	NS	NS	NE	NE	NE	NE
Ethylbenzene	ND<0.50	ND<0.50	ND<1.0	ND<1.0	ND<0.50	ND<0.50	ND<0.50	ND<0.50	ND<0.50	ND<0.50	ND<1.0	ND<1.0	ND<0.50	ND<0.50	ND<0.50	ND<0.50	ND<0.50	ND<0.50	ND<1.0	ND<1.0	ND<0.50	ND<0.50	ND<0.50	ND<0.50	700	580,000	50,000	50,000
Isopropylbenzene	ND<0.50	ND<0.50	ND<1.0	ND<1.0	ND<0.50	ND<0.50	ND<0.50	ND<0.50	ND<0.50	ND<0.50	ND<1.0	ND<1.0	ND<0.50	ND<0.50	ND<0.50	ND<0.50	ND<0.50	ND<0.50	ND<1.0	ND<1.0	ND<0.50	ND<0.50	ND<0.50	ND<0.50	25 *	210 *	900 *	2,200 *
p-Isopropyltoluene	ND<0.50	ND<0.50	ND<1.0	ND<1.0	ND<0.50	ND<0.50	ND<0.50	ND<0.50	ND<0.50	ND<0.50	ND<1.0	ND<1.0	ND<0.50	ND<0.50	ND<0.50	ND<0.50	ND<0.50	ND<0.50	ND<1.0	ND<1.0	ND<0.50	ND<0.50	ND<0.50	ND<0.50	25 *	200 *	870 *	2,100 *
Methyl tert-butyl ether (MTBE)	1.6	2.1	ND<1.0	ND<1.0	ND<0.50	ND<0.50	ND<0.50	ND<0.50	ND<0.50	ND<0.50	1.1	ND<1.0	0.67	0.53	0.72	0.66	ND<0.50	ND<0.50	ND<1.0	ND<1.0	ND<0.50	ND<0.50	ND<0.50	ND<0.50	100	10,000 *	50,000	50,000
Naphthalene	ND<2.0	ND<2.0	ND<1.0	ND<1.0	ND<2.0	ND<2.0	ND<2.0	ND<2.0	ND<2.0	ND<2.0	ND<1.0	ND<1.0	ND<2.0	ND<2.0	ND<2.0	ND<2.0	ND<5.0	ND<2.0	5.1	ND<2.0	ND<2.0	ND<2.0	ND<2.0	ND<2.0	280	210 *	NE	NE
n-Propylbenzene	ND<1.0	ND<1.0	ND<1.0	ND<1.0	ND<1.0	ND<1.0	ND<1.0	ND<1.0	ND<1.0	ND<1.0	ND<1.0	ND<1.0	ND<1.0	ND<1.0	ND<1.0	ND<1.0	ND<1.0	ND<1.0	ND<1.0	ND<1.0	ND<1.0	ND<1.0	ND<1.0	ND<1.0	50 *	10,000 *	1,200 *	2,900 *
Tetrahydrofuran	ND<10	ND<10	**69.4**	**83.0**	**24**	**50**	**15**	ND<10	***ND<10***	***ND<10***	ND<2.0	ND<2.0	***ND<10***	***ND<10***	***ND<10***	***ND<10***	***ND<10***	***ND<10***	ND<2.0	***ND<10***	***ND<10***	***ND<10***	***ND<10***	***ND<10***	4 *	9,600 *	250 *	3,700
Toluene	ND<1.0	ND<1.0	ND<1.0	ND<1.0	ND<1.0	ND<1.0	ND<1.0	ND<1.0	ND<1.0	ND<1.0	ND<1.0	ND<1.0	ND<1.0	ND<1.0	ND<1.0	ND<1.0	ND<1.0	ND<1.0	ND<1.0	ND<1.0	ND<1.0	ND<1.0	ND<1.0	ND<1.0	1000	4,000,000	23,500	50,000
1,2,4-Trimethylbenzene	ND<0.50	ND<0.50	ND<1.0	ND<1.0	ND<0.50	ND<0.50	ND<0.50	ND<0.50	ND<0.50	ND<0.50	ND<1.0	ND<1.0	ND<0.50	ND<0.50	ND<0.50	ND<0.50	ND<0.50	ND<0.50	ND<1.0	ND<1.0	ND<0.50	ND<0.50	ND<0.50	ND<0.50	140 *	150 *	940 *	12,800 *
1,3,5-Trimethylbenzene	ND<0.50	ND<0.50	ND<1.0	ND<1.0	ND<0.50	ND<0.50	ND<0.50	ND<0.50	ND<0.50	ND<0.50	ND<1.0	ND<1.0	ND<0.50	ND<0.50	ND<0.50	ND<0.50	ND<0.50	ND<0.50	ND<1.0	ND<1.0	ND<0.50	ND<0.50	ND<0.50	ND<0.50	140 *	260 *	730 *	10,000 *
Total Xylenes	ND<2.0	ND<2.0	ND<2.0	ND<2.0	ND<2.0	ND<2.0	ND<2.0	ND<2.0	ND<2.0	ND<2.0	ND<2.0	ND<2.0	ND<2.0	ND<2.0	ND<2.0	ND<2.0	ND<2.0	ND<2.0	ND<2.0	ND<2.0	ND<2.0	ND<2.0	ND<2.0	ND<2.0	530	270 *	21,300	50,000
SVOCs via EPA 8270 (µg/L)																									GWPC	SWPC	Residential Volatilization Criteria	Industrial/Commercial Volatilization Criteria
Acenaphthene	ND<5.0	ND<5.0	ND<0.300	0.269	ND<0.30	ND<0.30	ND<0.27	ND<0.31	ND<5.0	ND<5.0	ND<0.050	ND<0.050	ND<0.30	ND<0.30	ND<0.30	ND<0.33	NS	ND<5.0	NS	0.110	ND<0.30	NS	ND<0.30	ND<0.29	420 *	150 *	NE	50,000 *
Anthracene	ND<5.0	ND<5.0	ND<0.050	ND<0.050	ND<0.20	ND<0.20	ND<0.18	ND<0.20	ND<5.0	ND<5.0	ND<0.050	ND<0.050	ND<0.20	ND<0.20	ND<0.20	ND<0.22	NS	ND<5.0	NS	ND<0.050	ND<0.20	NS	ND<0.20	ND<0.19	2,000	1,100,000	NE	NE
Aniline	ND<5.0	ND<5.0	ND<5.10	ND<5.32	ND<5.0	ND<5.0	ND<4.5	ND<5.1	ND<5.0	ND<5.0	ND<5.10	ND<5.21	ND<5.0	ND<5.0	ND<5.0	ND<5.6	NS	ND<5.0	NS	ND<8.33	ND<5.0	NS	ND<5.0	ND<4.8	6.1 *	41 *	NE	NE
Benzo(a)anthracene	***ND<5.0***	***ND<5.0***	ND<0.050	ND<0.050	ND<0.050	ND<0.050	ND<0.045	ND<0.051	***ND<5.0***	***ND<5.0***	ND<0.050	ND<0.050	ND<0.050	ND<0.050	ND<0.050	ND<0.056	NS	***ND<5.0***	NS	ND<0.050	ND<0.050	NS	ND<0.050	ND<0.048	0.06	0.3	NE	NE
Benzo(a)pyrene	***ND<5.0***	***ND<5.0***	ND<0.050	ND<0.050	ND<0.10	ND<0.10	ND<0.091	ND<0.10	***ND<5.0***	***ND<5.0***	ND<0.050	ND<0.050	ND<0.10	ND<0.10	ND<0.10	ND<0.11	NS	***ND<5.0***	NS	ND<0.050	ND<0.10	NS	ND<0.099	ND<0.096	0.2	0.3	NE	NE
Benzo(b)fluoranthene	***ND<5.0***	***ND<5.0***	ND<0.050	ND<0.050	ND<0.050	ND<0.050	ND<0.045	ND<0.051	***ND<5.0***	***ND<5.0***	ND<0.050	ND<0.050	ND<0.050	ND<0.050	ND<0.050	ND<0.056	NS	***ND<5.0***	NS	ND<0.050	ND<0.050	NS	ND<0.050	ND<0.048	0.08	0.3	NE	NE
Bis(2-Ethylhexyl)phthalate	***ND<10***	***ND<10***	***ND<5.10***	***ND<5.32***	ND<2.0	**2.4**	***ND<9.1***	***ND<10***	***ND<10***	***ND<10***	***ND<5.10***	***ND<5.21***	ND<2.0	**2.1**	***ND<5.0***	***ND<2.2***	NS	***ND<10***	NS	***ND<8.33***	ND<2.0	NS	***ND<5.0***	***ND<9.6***	2	59	NE	NE
Chrysene	ND<5.0	ND<5.0	ND<0.050	ND<0.050	ND<0.20	ND<0.20	ND<0.18	ND<0.20	ND<5.0	ND<5.0	ND<0.050	ND<0.050	ND<0.20	ND<0.20	ND<0.20	ND<0.22	NS	ND<5.0	NS	ND<0.050	ND<0.20	NS	ND<0.20	ND<0.19	4.8 *	0.54 *	NE	NE
Fluoranthene	ND<5.0	ND<5.0	ND<0.050	ND<0.050	ND<0.50	ND<0.50	ND<0.45	ND<0.51	ND<5.0	ND<5.0	ND<0.050	ND<0.050	ND<0.50	ND<0.50	ND<0.50	ND<0.56	NS	ND<5.0	NS	ND<0.050	ND<0.50	NS	ND<0.50	ND<0.48	280	3,700	NE	NE
Fluorene	ND<5.0	ND<5.0	ND<0.050	0.064	ND<1.0	ND<1.0	ND<0.91	ND<1.0	ND<5.0	ND<5.0	ND<0.050	ND<0.050	ND<1.0	ND<1.0	ND<1.0	ND<1.1	NS	ND<5.0	NS	ND<0.050	ND<1.0	NS	ND<0.99	ND<0.96	280	140,000	NE	NE
1-Methylnaphthalene	NS	NS	ND<0.065	0.054	ND<5.0	ND<5.0	NS	NS	NS	NS	ND<0.050	ND<0.050	ND<5.0	ND<5.0	NS	NS	NS	NS	NS	ND<0.050	ND<5.0	NS	NS	NS	5 *	61 *	20 *	320 *
2-Methylnaphthalene	ND<5.0	ND<5.0	ND<0.075	0.063	ND<1.0	ND<1.0	ND<0.91	ND<1.0	ND<5.0	ND<5.0	0.059	ND<0.050	ND<1.0	ND<1.0	ND<1.0	ND<1.1	NS	ND<5.0	NS	ND<0.050	ND<1.0	NS	ND<0.99	ND<0.96	28 *	62 *	1,000 *	13,100 *
Naphthalene	ND<5.0	ND<5.0	0.092	ND<0.050	ND<1.0	ND<1.0	ND<0.91	ND<1.0	ND<5.0	ND<5.0	0.079	ND<0.050	ND<1.0	ND<1.0	ND<1.0	ND<1.1	NS	ND<5.0	NS	ND<0.050	ND<1.0	NS	ND<0.99	ND<0.96	280	210 *	NE	NE
Phenanthrene	***ND<5.0***	***ND<5.0***	0.055	0.071	ND<0.050	ND<0.050	ND<0.045	ND<0.051	***ND<5.0***	***ND<5.0***	ND<0.050	ND<0.050	ND<0.050	ND<0.050	0.052	ND<0.056	NS	***ND<5.0***	NS	ND<0.050	ND<0.050	NS	ND<0.050	ND<0.048	200	0.3	NE	NE
Pyrene	ND<5.0	ND<5.0	ND<0.050	ND<0.050	ND<1.0	ND<1.0	ND<0.91	ND<1.0	ND<5.0	ND<5.0	ND<0.050	ND<0.050	ND<1.0	ND<1.0	ND<1.0	ND<1.1	NS	ND<5.0	NS	ND<0.050	ND<1.0	NS	ND<0.99	ND<0.96	200	110,000	NE	NE
ETPH via CTETPH (mg/L)																									GWPC	SWPC	Residential Volatilization Criteria	Industrial/Commercial Volatilization Criteria
CT ETPH	0.15	ND<0.076	ND<0.2	ND<0.2	0.17	0.14	0.10	0.17	0.20 A	ND<0.075	ND<0.2	ND<0.2	ND<0.075	ND<0.075	ND<0.075	0.13	NS	ND<0.075	NS	NS	0.20	0.18	ND<0.075	0.19	0.25	0.25 *	0.25	0.25
Total Metals (mg/L)																									GWPC	SWPC	Residential Volatilization Criteria	Industrial/Commercial Volatilization Criteria
Antimony	ND<0.005	ND<0.005	ND<0.0060	ND<0.0060	ND<0.005	ND<0.005	ND<0.0050	ND<0.0050	ND<0.005	ND<0.005	ND<0.0060	ND<0.0060	ND<0.0050	ND<0.0050	ND<0.0050	ND<0.0050	NS	ND<0.005	NS	NS	ND<0.005	ND<0.005	ND<0.0050	ND<0.0050	0.006	86	NE	NE
Arsenic	ND<0.002	ND<0.002	ND<0.0040	ND<0.0040	ND<0.002	ND<0.002	ND<0.0020	ND<0.0020	ND<0.002	ND<0.002	ND<0.0040	ND<0.0040	ND<0.0020	ND<0.0020	ND<0.0020	ND<0.0020	NS	ND<0.002	NS	NS	0.0038	0.0029	ND<0.0020	ND<0.0020	0.05	0.004	NE	NE
Barium	ND<0.25	0.19	0.0704	0.0692	0.076	ND<0.050	0.062	0.084	ND<0.25	0.13	0.0958	0.0946	0.140	0.140	0.140	0.160	NS	ND<0.12	NS	NS	0.083	0.095	0.065	0.100	1	2.2 *	NE	NE
Beryllium	ND<0.002	ND<0.002	ND<0.0020	ND<0.0020	ND<0.002	ND<0.002	ND<0.0020	ND<0.0020	ND<0.002	ND<0.002	ND<0.0020	ND<0.0020	ND<0.0020	ND<0.0020	ND<0.0020	ND<0.0020	NS	ND<0.002	NS	NS	ND<0.002	ND<0.002	ND<0.0020	ND<0.0020	0.004	0.004	NE	NE
Cadmium	ND<0.0025	ND<0.0025	ND<0.0025	ND<0.0025	ND<0.0025	ND<0.0025	ND<0.0025	ND<0.0025	ND<0.0025	ND<0.0025	ND<0.0025	ND<0.0025	ND<0.0025	ND<0.0025	ND<0.0025	ND<0.0025	NS	ND<0.0025	NS	NS	ND<0.0025	ND<0.0025	ND<0.0025	ND<0.0025	0.005	0.006	NE	NE
Chromium (total)	ND<0.05	ND<0.05	ND<0.0050	ND<0.0050	ND<0.0050	ND<0.0050	ND<0.0050	ND<0.0050	ND<0.05	ND<0.05	ND<0.0050	ND<0.0050	ND<0.0050	ND<0.0050	ND<0.0050	ND<0.0050	NS	ND<0.05	NS	NS	ND<0.05	ND<0.05	ND<0.0050	ND<0.0050	0.05	0.11**	NE	NE
Copper	ND<0.025	ND<0.025	ND<0.0100	ND<0.0100	ND<0.025	ND<0.025	ND<0.025	ND<0.025	ND<0.025	ND<0.025	ND<0.0100	ND<0.0100	ND<0.025	ND<0.025	ND<0.025	ND<0.025	NS	ND<0.025	NS	NS	ND<0.025	ND<0.025	ND<0.025	ND<0.025	1.3	0.048	NE	NE
Lead	ND<0.005	ND<0.005	ND<0.0075	ND<0.0075	ND<0.0050	ND<0.0050	ND<0.0050	ND<0.0050	ND<0.005	ND<0.005	ND<0.0075	ND<0.0075	ND<0.0050	ND<0.0050	ND<0.0050	ND<0.0050	NS	ND<0.005	NS	NS	ND<0.005	ND<0.005	ND<0.0050	ND<0.0050	0.015	0.013	NE	NE
Mercury	ND<0.00010	ND<0.00010	ND<0.00020	ND<0.00020	ND<0.00010	ND<0.00010	ND<0.00010	ND<0.00010	ND<0.00010	ND<0.00010	ND<0.00020	ND<0.00020	ND<0.00010	ND<0.00010	ND<0.00010	ND<0.00010	NS	ND<0.00010	NS	NS	ND<0.00010	ND<0.00010	ND<0.00010	ND<0.00010	0.002	0.0004	NE	NE
Nickel	ND<0.025	ND<0.025	ND<0.0050	ND<0.0050	ND<0.025	ND<0.025	ND<0.025	ND<0.025	ND<0.025	ND<0.025	ND<0.0050	ND<0.0050	ND<0.025	ND<0.025	ND<0.025	ND<0.025	NS	ND<0.025	NS	NS	ND<0.025	ND<0.025	ND<0.025	ND<0.025	0.1	0.88	NE	NE
Selenium	ND<0.025	ND<0.025	ND<0.0150	ND<0.0150	ND<0.025	ND<0.025	ND<0.025	ND<0.025	ND<0.025	ND<0.025	ND<0.0150	ND<0.0150	ND<0.025	ND<0.025	ND<0.025	ND<0.025	NS	ND<0.025	NS	NS	ND<0.025	ND<0.025	ND<0.025	ND<0.025	0.05	0.05	NE	NE
Silver	ND<0.0025	ND<0.0025	ND<0.0050	ND<0.0050	ND<0.0025	ND<0.0025	ND<0.0025	ND<0.0025	ND<0.0025	ND<0.0025	ND<0.0050	ND<0.0050	ND<0.0025	ND<0.0025	ND<0.0025	ND<0.0025	NS	ND<0.0025	NS	NS	ND<0.0025	ND<0.0025	ND<0.0025	ND<0.0025	0.036	0.012	NE	NE
Thallium	ND<0.001	ND<0.001	ND<0.0050	ND<0.0050	ND<0.0010	ND<0.0010	ND<0.0010	ND<0.0010	ND<0.001	ND<0.001	ND<0.0050	ND<0.0050	ND<0.0010	ND<0.0010	ND<0.0010	ND<0.0010	NS	ND<0.001	NS	NS	ND<0.001	ND<0.001	ND<0.0010	ND<0.0010	0.005	0.063	NE	NE
Vanadium	ND<0.025	ND<0.025	ND<0.0050	ND<0.0050	ND<0.025	ND<0.025	ND<0.025	ND<0.025	ND<0.025	ND<0.025	ND<0.0050	ND<0.0050	ND<0.025	ND<0.025	ND<0.025	ND<0.025	NS	ND<0.025	NS	NS	ND<0.025	ND<0.025	ND<0.025	ND<0.025	0.05	0.27 *	NE	NE
Zinc	ND<0.1	ND<0.1	ND<0.0100	ND<0.0100	ND<0.050	ND<0.050	ND<0.050	ND<0.050	ND<0.1	ND<0.1	ND<0.0100	ND<0.0100	ND<0.050	ND<0.050	ND<0.050	ND<0.050	NS	ND<0.1	NS	NS	**0.420**	**0.170**	0.079	ND<0.050	5	0.123	NE	NE
Dissolved Metals (mg/L)																									GWPC	SWPC	Residential Volatilization Criteria	Industrial/Commercial Volatilization Criteria
Antimony	NS	NS	NS	NS	NS	NS	NS	NS	NS	NS	NS	NS	NS	NS	NS	NS	NS	NS	NS	NS	NS	ND<0.005	NS	NS	0.006	86	NE	NE
Arsenic	NS	NS	NS	NS	NS	NS	NS	NS	NS	NS	NS	NS	NS	NS	NS	NS	NS	NS	NS	NS	NS	0.0031	NS	NS	0.05	0.004	NE	NE
Barium	NS	NS	NS	NS	NS	NS	NS	NS	NS	NS	NS	NS	NS	NS	NS	NS	NS	NS	NS	NS	NS	0.085	NS	NS	1	2.2 *	NE	NE
Beryllium	NS	NS	NS	NS	NS	NS	NS	NS	NS	NS	NS	NS	NS	NS	NS	NS	NS	NS	NS	NS	NS	ND<0.002	NS	NS	0.004	0.004	NE	NE
Cadmium	NS	NS	NS	NS	NS	NS	NS	NS	NS	NS	NS	NS	NS	NS	NS	NS	NS	NS	NS	NS	NS	ND<0.0025	NS	NS	0.005	0.006	NE	NE
Chromium (total)	NS	NS	NS	NS	NS	NS	NS	NS	NS	NS	NS	NS	NS	NS	NS	NS	NS	NS	NS	NS	NS	ND<0.05	NS	NS	0.05	0.11**	NE	NE
Copper	NS	NS	NS	NS	NS	NS	NS	NS	NS	NS	NS	NS	NS	NS	NS	NS	NS	NS	NS	NS	NS	ND<0.025	NS	NS	1.3	0.048	NE	NE
Lead	NS	NS	NS	NS	NS	NS	NS	NS	NS	NS	NS	NS	NS	NS	NS	NS	NS	NS	NS	NS	NS	ND<0.005	NS	NS	0.015	0.013	NE	NE
Mercury	NS	NS	NS	NS	NS	NS	NS	NS	NS	NS	NS	NS	NS	NS	NS	NS	NS	NS	NS	NS	NS	ND<0.00010	NS	NS	0.002	0.0004	NE	NE
Nickel	NS	NS	NS	NS	NS	NS	NS	NS	NS	NS	NS	NS	NS	NS	NS	NS	NS	NS	NS	NS	NS	ND<0.025	NS	NS	0.1	0.88	NE	NE
Selenium	NS	NS	NS	NS	NS	NS	NS	NS	NS	NS	NS	NS	NS	NS	NS	NS	NS	NS	NS	NS	NS	ND<0.025	NS	NS	0.05	0.05	NE	NE
Silver	NS	NS	NS	NS	NS	NS	NS	NS	NS	NS	NS	NS	NS	NS	NS	NS	NS	NS	NS	NS	NS	ND<0.0025	NS	NS	0.036	0.012	NE	NE
Thallium	NS	NS	NS	NS	NS	NS	NS	NS	NS	NS	NS	NS	NS	NS	NS	NS	NS	NS	NS	NS	NS	ND<0.001	NS	NS	0.005	0.063	NE	NE
Vanadium	NS	NS	NS	NS	NS	NS	NS	NS	NS	NS	NS	NS	NS	NS	NS	NS	NS	NS	NS	NS	NS	ND<0.025	NS	NS	0.05	0.27 *	NE	NE
Zinc	NS	NS	NS	NS	NS	NS	NS	NS	NS	NS	NS	NS	NS	NS	NS	NS	NS	NS	NS	NS	NS	0.056	0.063	NS	5	0.123	NE	NE

Notes:

Results presented in **Bold** and Yellow highlight indicates a detection above one or more applicable criteria
Results presented in ***bold italic*** type face indicate that the laboratory detection limit is above one or more applicable criteria
µg/L = micrograms per liter
mg/L = milligrams per liter
VOCs = Volatile Organic Compounds
SVOCs = Semi-Volatile Organic Compounds
ETPH = Extractable Total Petroleum Hydrocarbons
ND = Not detected
NS = Not sampled
NE = No standard established
EPA = Environmental Protection Agency
GWPC = Groundwater Protection Criteria
SWPC = Surface Water Protection Criteria
* = Additional Polluting Substance Criteria (APS) (CTDEEP revised 2/29/2016)
** = Since there is no default numeric criteria for total chromium, analytical results were compared to the more conservative hexavalent chromium standard.
A = Result value from the associated duplicate sample taken at the well during the sampling event (higher value presented of the sample vs. the duplicate)
B = Analyte also detected in the associated Blank during the sampling event
During multiple sampling events, wells AP-13 and AP-15 were dry and unable to be sampled.
All wells were damaged during 2014/2015 on-site construction activities for the CREC center. All replacement wells have suffix "R". AP-6R and AP-11R replaced on 9/30/2014; AP-13R replaced on 6/28/2015; all other wells replaced on 6/4-5/2015.
Wells AP-13R, 6R and AP-15R,8R were installed on 8/17/2018.

TABLE 1 con't
Groundwater Analytical Results - Detected Analytes

Former CL&P Operations Center
Eversource Energy
176 Cumberland Avenue
Wethersfield, Connecticut

Well ID:	AP-13R	AP-13R-BR	AP-15R			AP-15R-BR	AP-101R								GWPC	SWPC	Residential Volatilization Criteria	Industrial/Commercial Volatilization Criteria
Date Sampled:	3/31/2010	10/11/2018	11/4/2009	3/25-31*/2010	3/2/2016	10/11/2018	6/7/2013	8/13/2015	11/11/2015	3/1/2016	5/24/2016	5/30/2017	5/30/2017 (DUP)	10/10/2018				
VOCs via EPA 8260 (µg/L)																		
Acetone	ND<5.0	ND<10	9.7	ND<5.0	ND<10	ND<10	7.5 B	ND<10.0	ND<10.0	ND<10	ND<10	ND<10	ND<10	ND<10	700	10,000 *	50,000	50,000
Benzene	ND<0.50	ND<0.50	**1.4**	ND<0.50	ND<0.50	ND<0.50	ND<0.50	ND<1.0	ND<1.0	ND<0.50	ND<0.50	ND<0.50	ND<0.50	ND<0.50	1	710	215	530
2-Butanone (MEK)	ND<2.0	ND<5.0	ND<2.0	ND<2.0	ND<5.0	ND<5.0	ND<5.0	ND<10.0	ND<10.0	ND<5.0	ND<10	ND<5.0	ND<5.0	ND<5.0	400	10,000 *	50,000	50,000
n-Butylbenzene	ND<1.0	ND<1.0	ND<1.0	ND<1.0	ND<1.0	ND<1.0	ND<1.0	ND<1.0	ND<1.0	ND<1.0	ND<1.0	ND<1.0	ND<1.0	ND<1.0	350 *	10,000 *	1,600 *	21,800 *
sec-Butylbenzene	ND<1.0	ND<1.0	ND<1.0	ND<1.0	ND<1.0	ND<1.0	ND<1.0	ND<1.0	ND<1.0	ND<1.0	ND<1.0	ND<1.0	ND<1.0	ND<1.0	350 *	10,000 *	1,500 *	20,100 *
Carbon Disulfide	ND<2.0	ND<5.0	2.6	ND<50	ND<5.0	ND<5.0	ND<10	ND<2.0	ND<2.0	ND<5.0	ND<5.0	ND<5.0	ND<5.0	ND<5.0	40 *	150 *	2,100 *	5,200 *
Carbon Tetrachloride	ND<1.0	ND<0.50	ND<0.50	ND<2.0	ND<0.50	ND<0.50	ND<1.0	ND<1.0	ND<1.0	ND<0.50	ND<0.50	ND<0.50	ND<0.50	ND<0.50	5	132	16	40
Chloroform	ND<0.50	ND<0.50	ND<0.50	ND<0.50	ND<0.50	ND<0.50	ND<0.50	ND<1.0	ND<1.0	ND<1.0	ND<0.5	ND<0.50	ND<0.50	ND<0.50	6	14,100	287	710
1,2-Dichloroethane	ND<0.50	ND<0.50	ND<0.50	ND<0.50	ND<0.50	ND<0.50	ND<0.50	ND<1.0	ND<1.0	ND<1.0	ND<0.50	ND<0.50	ND<0.50	ND<0.50	1	2,970	21	90
Di-isopropyl ether	NS	NS	NS	NS	ND<0.50	NS	NS	ND<1.0	ND<1.0	ND<0.50	ND<0.50	NS	NS	NS	NE	NE	NE	NE
Ethylbenzene	ND<0.50	ND<0.50	ND<0.50	ND<0.50	ND<0.50	ND<0.50	ND<0.50	ND<1.0	ND<1.0	ND<0.50	ND<0.50	ND<0.50	ND<0.50	ND<0.50	700	580,000	50,000	50,000
Isopropylbenzene	ND<0.50	ND<0.50	ND<0.50	ND<0.50	ND<0.50	ND<0.50	ND<0.50	ND<1.0	ND<1.0	ND<0.50	ND<0.50	ND<0.50	ND<0.50	ND<0.50	25 *	210 *	900 *	2,200 *
p-Isopropyltoluene	ND<0.50	ND<0.50	ND<0.50	ND<0.50	ND<0.50	ND<0.50	ND<0.50	ND<1.0	ND<1.0	ND<0.50	ND<0.50	ND<0.50	ND<0.50	ND<0.50	25 *	200 *	870 *	2,100 *
Methyl tert-butyl ether (MTBE)	ND<0.50	ND<0.50	ND<0.50	ND<0.50	ND<0.50	ND<0.50	ND<0.50	ND<1.0	ND<1.0	0.67	ND<0.50	ND<0.50	ND<0.50	ND<0.50	100	10,000 *	50,000	50,000
Naphthalene	ND<2.0	ND<2.0	ND<2.0	ND<2.0	ND<2.0	ND<2.0	ND<2.0	ND<1.0	ND<1.0	ND<2.0	ND<2.0	ND<2.0	ND<2.0	ND<2.0	280	210 *	NE	NE
n-Propylbenzene	ND<1.0	ND<1.0	ND<1.0	ND<1.0	ND<1.0	ND<1.0	ND<1.0	ND<1.0	ND<1.0	ND<1.0	ND<1.0	ND<1.0	ND<1.0	ND<1.0	50 *	10,000 *	1,200 *	2,900 *
Tetrahydrofuran	***ND<10***	***ND<10***	***ND<10***	***ND<10***	***ND<10***	***ND<10***	***ND<10***	2.9	***ND<10***	***ND<10***	***ND<10***	***ND<10***	***ND<10***	***ND<10***	4 *	9,600 *	250 *	3,700
Toluene	ND<1.0	ND<1.0	ND<1.0	ND<1.0	ND<1.0	ND<1.0	ND<1.0	ND<1.0	ND<1.0	ND<1.0	ND<1.0	ND<1.0	ND<1.0	ND<1.0	1000	4,000,000	23,500	50,000
1,2,4-Trimethylbenzene	ND<0.50	ND<0.50	ND<0.50	ND<0.50	ND<0.50	ND<0.50	ND<0.50	ND<1.0	ND<0.50	ND<0.50	ND<0.50	ND<0.50	ND<0.50	ND<0.50	140 *	150 *	940 *	12,800 *
1,3,5-Trimethylbenzene	ND<0.50	ND<0.50	ND<0.50	ND<0.50	ND<0.50	ND<0.50	ND<0.50	ND<1.0	ND<0.50	ND<0.50	ND<0.50	ND<0.50	ND<0.50	ND<0.50	140 *	260 *	730 *	10,000 *
Total Xylenes	ND<2.0	ND<2.0	ND<2.0	ND<2.0	ND<2.0	ND<2.0	ND<2.0	ND<2.0	ND<2.0	ND<2.0	ND<2.0	ND<2.0	ND<2.0	ND<2.0	530	270 *	21,300	50,000
SVOCs via EPA 8270 (µg/L)															GWPC	SWPC	Residential Volatilization Criteria	Industrial/Commercial Volatilization Criteria
Acenaphthene	NS	ND<0.33	NS	ND<5.0	ND<0.30	ND<0.30	0.44 A	0.292	0.178	ND<0.30	ND<0.30	ND<0.29	ND<0.28	ND<0.33	420 *	150 *	30,500 *	50,000 *
Anthracene	NS	ND<0.22	NS	ND<5.0	ND<0.20	ND<0.20	ND<0.20	0.077	ND<0.050	ND<0.20	ND<0.20	ND<0.19	ND<0.18	ND<0.22	2,000	1,100,000	NE	NE
Aniline	NS	ND<5.6	NS	ND<5.0	ND<5.0	**6.8**	ND<5.0	ND<5.10	ND<5.21	ND<5.0	ND<5.0	ND<4.8	ND<4.8	ND<5.4	6.1 *	41 *	NE	NE
Benzo(a)anthracene	NS	ND<0.056	NS	***ND<5.0***	ND<0.050	ND<0.050	ND<0.050	ND<0.050	ND<0.050	ND<0.050	ND<0.050	ND<0.048	ND<0.046	ND<0.054	0.06	0.3	NE	NE
Benz(a)pyrene	NS	ND<0.11	NS	***ND<5.0***	ND<0.10	ND<0.10	ND<0.010	ND<0.050	ND<0.050	ND<0.10	ND<0.10	ND<0.095	ND<0.092	ND<0.11	0.2	0.3	NE	NE
Benzo(b)fluoranthene	NS	ND<0.22	NS	***ND<5.0***	ND<0.050	ND<0.050	ND<0.050	ND<0.050	ND<0.050	ND<0.050	ND<0.050	ND<0.048	ND<0.046	***ND<0.22***	0.08	0.3	NE	NE
Bis(2-Ethylhexyl)phthalate	NS	***ND<2.2***	NS	***ND<10***	ND<2.0	ND<2.0	***ND<10***	***ND<5.10***	***ND<5.21***	ND<2.0	ND<2.0	***ND<9.5***	***ND<9.2***	***ND<11***	2	59	NE	NE
Chrysene	NS	ND<0.22	NS	ND<5.0	ND<0.20	ND<0.20	ND<0.20	ND<0.050	ND<0.050	ND<0.20	ND<0.20	ND<0.19	ND<0.18	ND<0.22	4.8 *	0.54 *	NE	NE
Fluoranthene	NS	ND<0.56	NS	ND<5.0	ND<0.50	ND<0.50	ND<0.50	0.144	0.080	ND<0.50	ND<0.50	ND<0.48	ND<0.46	ND<0.54	280	3,700	NE	NE
Fluorene	NS	ND<1.1	NS	ND<5.0	ND<1.0	ND<1.0	ND<1.0	0.206	0.105	ND<1.0	ND<1.0	ND<0.95	ND<0.92	ND<1.1	280	140,000	NE	NE
1-Methylnaphthalene	NS	NS	NS	NS	ND<5.0	NS	NS	0.172	0.079	ND<5.0	ND<5.0	NS	NS	NS	5 *	61 *	20 *	320 *
2-Methylnaphthalene	NS	ND<1.1	NS	ND<5.0	ND<1.0	ND<1.0	ND<1.0	0.142	0.083	ND<1.0	ND<1.0	ND<0.95	ND<0.92	ND<1.1	28 *	62 *	1,000 *	13,100 *
Naphthalene	NS	ND<1.1	NS	ND<5.0	ND<1.0	ND<1.0	ND<1.0	0.231	0.323	ND<1.0	ND<1.0	ND<0.95	ND<0.92	ND<1.1	280	210 *	NE	NE
Phenanthrene	NS	ND<0.056	NS	***ND<5.0***	0.18	ND<0.050	0.27 A	**0.614**	0.222	0.13	ND<0.050	ND<0.048	ND<0.046	ND<0.054	200	0.3	NE	NE
Pyrene	NS	ND<1.1	NS	ND<5.0	ND<1.0	ND<1.0	ND<1.0	0.097	0.057	ND<1.0	ND<1.0	ND<0.95	ND<0.92	ND<1.1	200	110,000	NE	NE
ETPH via CTETPH (mg/L)															GWPC	SWPC	Residential Volatilization Criteria	Industrial/Commercial Volatilization Criteria
CT ETPH	NS	0.19	NS	**0.29**	ND<0.075	0.15	0.19	ND<0.2	ND<0.2	0.17	0.16	ND<0.095	0.11	**0.27**	0.25	0.25 *	0.25	0.25
Total Metals (mg/L)															GWPC	SWPC	Residential Volatilization Criteria	Industrial/Commercial Volatilization Criteria
Antimony	NS	ND<0.0050	NS	ND<0.005	ND<0.0050	ND<0.0050	ND<0.005	ND<0.0060	ND<0.0060	ND<0.0050	ND<0.0050	ND<0.0050	ND<0.0050	ND<0.0050	0.006	86	NE	NE
Arsenic	NS	ND<0.0020	NS	ND<0.002	0.0038	0.0074	ND<0.002	**0.0052**	ND<0.0050	ND<0.0020	ND<0.0020	ND<0.0020	ND<0.0020	ND<0.0020	0.05	0.004	NE	NE
Barium	NS	0.220	NS	ND<0.12	0.078	0.170	ND<0.05	0.0409	0.0474	ND<0.050	ND<0.050	0.064	0.065	0.096	1	2.2 *	NE	NE
Beryllium	NS	ND<0.0020	NS	ND<0.002	ND<0.0020	ND<0.0020	ND<0.002	ND<0.0020	ND<0.0020	ND<0.0020	ND<0.0020	ND<0.0020	ND<0.0020	ND<0.0020	0.004	0.004	NE	NE
Cadmium	NS	ND<0.0025	NS	ND<0.0025	ND<0.0025	ND<0.0025	ND<0.0025	ND<0.0025	ND<0.0025	ND<0.0025	ND<0.0025	ND<0.0025	ND<0.0025	ND<0.0025	0.005	0.006	NE	NE
Chromium (total)	NS	ND<0.0050	NS	ND<0.05	0.0075	0.011	ND<0.005	ND<0.0050	ND<0.0050	ND<0.0050	ND<0.0050	ND<0.0050	ND<0.0050	ND<0.0050	0.05	0.11**	NE	NE
Copper	NS	ND<0.025	NS	ND<0.025	ND<0.025	ND<0.025	ND<0.025	ND<0.0100	ND<0.0100	ND<.025	ND<.025	ND<0.025	ND<0.025	ND<0.025	1.3	0.048	NE	NE
Lead	NS	ND<0.0050	NS	ND<0.005	ND<0.0050	ND<0.0050	ND<0.005	ND<0.0075	ND<0.0075	ND<0.0050	ND<0.0050	ND<0.0050	ND<0.0050	ND<0.0050	0.015	0.013	NE	NE
Mercury	NS	ND<0.00010	NS	ND<0.00010	ND<0.00010	ND<0.00010	ND<0.00010	ND<0.00020	ND<0.00020	ND<0.00010	ND<0.00010	ND<0.00010	ND<0.00010	ND<0.00010	0.002	0.0004	NE	NE
Nickel	NS	ND<0.025	NS	ND<0.025	ND<0.025	ND<0.025	ND<0.025	ND<0.0050	ND<0.0050	ND<0.025	ND<0.025	ND<0.025	ND<0.025	ND<0.025	0.1	0.88	NE	NE
Selenium	NS	ND<0.025	NS	ND<0.025	ND<0.025	ND<0.025	ND<0.025	ND<0.0150	ND<0.0150	ND<0.025	ND<0.025	ND<0.025	ND<0.025	ND<0.025	0.05	0.05	NE	NE
Silver	NS	ND<0.0025	NS	ND<0.0025	ND<0.0025	ND<0.0025	ND<0.0025	ND<0.0050	ND<0.0050	ND<0.0025	ND<0.0025	ND<0.0025	ND<0.0025	ND<0.0025	0.036	0.012	NE	NE
Thallium	NS	ND<0.0010	NS	ND<0.001	0.0012	ND<0.0010	ND<0.001	ND<0.0050	ND<0.0050	ND<0.0010	ND<0.0010	ND<0.0010	ND<0.0010	ND<0.0010	0.005	0.063	NE	NE
Vanadium	NS	ND<0.025	NS	ND<0.025	ND<0.025	ND<0.025	ND<0.025	0.0254	0.0159	ND<0.025	ND<0.025	ND<0.025	ND<0.025	ND<0.025	0.05	0.27 *	NE	NE
Zinc	NS	ND<0.050	NS	**0.74**	ND<0.050	**0.210**	ND<0.05	ND<0.0100	0.0075	ND<0.050	ND<0.050	ND<0.050	ND<0.050	ND<0.050	5	0.123	NE	NE
Dissolved Metals (mg/L)															GWPC	SWPC	Residential Volatilization Criteria	Industrial/Commercial Volatilization Criteria
Antimony	NS	NS	NS	NS	NS	NA	NS	NS	NS	NS	NS	NS	NS	NS	0.006	86	NE	NE
Arsenic	NS	NS	NS	NS	NS	NA	NS	NS	NS	NS	NS	NS	NS	NS	0.05	0.004	NE	NE
Barium	NS	NS	NS	NS	NS	NA	NS	NS	NS	NS	NS	NS	NS	NS	1	2.2 *	NE	NE
Beryllium	NS	NS	NS	NS	NS	NA	NS	NS	NS	NS	NS	NS	NS	NS	0.004	0.004	NE	NE
Cadmium	NS	NS	NS	NS	NS	NA	NS	NS	NS	NS	NS	NS	NS	NS	0.005	0.006	NE	NE
Chromium (total)	NS	NS	NS	NS	NS	NA	NS	NS	NS	NS	NS	NS	NS	NS	0.05	0.11**	NE	NE
Copper	NS	NS	NS	NS	NS	NA	NS	NS	NS	NS	NS	NS	NS	NS	1.3	0.048	NE	NE
Lead	NS	NS	NS	NS	NS	NA	NS	NS	NS	NS	NS	NS	NS	NS	0.015	0.013	NE	NE
Mercury	NS	NS	NS	NS	NS	NA	NS	NS	NS	NS	NS	NS	NS	NS	0.002	0.0004	NE	NE
Nickel	NS	NS	NS	NS	NS	NA	NS	NS	NS	NS	NS	NS	NS	NS	0.1	0.88	NE	NE
Selenium	NS	NS	NS	NS	NS	NA	NS	NS	NS	NS	NS	NS	NS	NS	0.05	0.05	NE	NE
Silver	NS	NS	NS	NS	NS	NA	NS	NS	NS	NS	NS	NS	NS	NS	0.036	0.012	NE	NE
Thallium	NS	NS	NS	NS	NS	NA	NS	NS	NS	NS	NS	NS	NS	NS	0.005	0.063	NE	NE
Vanadium	NS	NS	NS	NS	NS	NA	NS	NS	NS	NS	NS	NS	NS	NS	0.05	0.27 *	NE	NE
Zinc	NS	NS	NS	NS	NS	**0.140**	NS	NS	NS	NS	NS	NS	NS	NS	5	0.123	NE	NE

Notes:

Results presented in **Bold** and Yellow highlight indicates a detection above one or more applicable criteria
Results presented in ***bold italic*** type face indicate that the laboratory detection limit is above one or more applicable criteria
µg/L = micrograms per liter
mg/L = milligrams per liter
VOCs = Volatile Organic Compounds
SVOCs = Semi-Volatile Organic Compounds
ETPH = Extractable Total Petroleum Hydrocarbons
ND = Not detected
NS = Not sampled
NE = No standard established
EPA = Environmental Protection Agency
GWPC = Groundwater Protection Criteria
SWPC = Surface Water Protection Criteria
* = Additional Polluting Substance Criteria (APS) (CTDEEP revised 2/29/2016)
* * = Since there is no default numeric criteria for total chromium, analytical results were compared to the more conservative hexavalent chromium standard.
A = Result value from the associated duplicate sample taken at the well during the sampling event (higher value presented of the sample vs. the duplicate)
B = Analyte also detected in the associated Blank during the sampling event
During multiple sampling events, wells AP-13 and AP-15 were dry and unable to be sampled.
All wells were damaged during 2014/2015 on-site construction activities for the CREC center. All replacement wells have suffix "R". AP-6R and AP-11R replaced on 9/30/2014; AP-13R replaced on 6/28/2015; all other wells replaced on 6/4-5/2015.
Wells AP-13R-BR and AP-15R-BR were installed on 8/17/2018.

Table 2
Groundwater Analytical Results
Secondary Parameters

Former CL&P Operations Center
Eversource Energy
176 Cumberland Avenue
Wethersfield, Connecticut

Well ID	Date	Alkalinity (mg/L)	pH
AP-1R	3/1/2016	190	6.7
	5/24/2016	110	7.2
	5/30/2017	310	7.4
	10/11/2018	320	6.9
AP-2R	3/1/2016	240	7.0
	5/24/2016	350	7.3
	5/30/2017	390	7.4
	10/10/2018	280	7.1
AP-3R	3/1/2016	140	7.0
	5/24/2016	220	7.9
	5/30/2017	180	6.9
	10/10/2018	150	6.8
AP-4R	3/1/2016	410	7.5
	5/24/2016	410	8.2
	5/31/2017	410	7.1
	10/10/2018	500	7.4
AP-6R	3/2/2016	220	7.4
	5/24/2016	240	7.9
	5/31/2017	240	7.4
	10/11/2018	220	7.3
AP-9R	3/2/2016	290	6.9
	5/24/2016	160	7.4
	5/30/2017	240	7.4
	10/10/2018	290	7.0
AP-11R	3/1/2016	270	7.6
	5/24/2016	280	7.7
	5/31/2017	250	7.3
	10/11/2018	250	7.2
AP-12R	3/1/2016	270	7.0
	5/24/2016	300	7.1
	5/31/2017	270	6.8
	10/10/2018	330	7.0
AP-13R-BR	10/11/2018	200	7.1
AP-15R-BR	10/11/2018	140	7.1
AP-15R	3/2/2016	72	7.0
	5/24/2016	NS	NS
	5/30/2017	NS	NS
AP-101R	3/1/2016	310	7.4
	5/24/2016	150	7.9
	5/30/2017	250	7.7
	5/30/2017	240	7.8
	10/10/2018	330	7.6

Notes:
mg/L = milligrams per liter
NS = not sampled

TABLE 3
Groundwater Analytical Results
Dissolved Carbon Dioxide

Former CL&P Operations Center
Eversource Energy
176 Cumberland Avenue
Wethersfield, Connecticut

Well ID	Date	Dissolved CO_2 (mg/L)
AP-1R	3/1/2016	169
	5/24/2016	96.9
	5/30/2017	273
	10/11/2018	282
AP-2R	3/1/2016	214
	5/24/2016	308
	5/30/2017	344
	10/10/2018	247
AP-3R	3/1/2016	127
	5/24/2016	194
	5/30/2017	158
	10/10/2018	132
AP-4R	3/1/2016	363
	5/24/2016	363
	5/31/2017	361
	10/10/2018	441
AP-6R	3/2/2016	195
	5/24/2016	212
	5/31/2017	211
	10/11/2018	194
AP-9R	3/2/2016	253
	5/24/2016	141
	5/30/2017	211
	10/10/2018	255
AP-11R	3/1/2016	235
	5/24/2016	247
	5/31/2017	220
	10/11/2018	220
AP-12R	3/1/2016	236
	5/24/2016	264
	5/31/2017	238
	10/10/2018	291
AP-13R-BR	10/11/2018	176
AP-15R	3/2/2016	63.4
	5/24/2016	NS
	5/30/2017	NS
AP-15R-BR	10/11/2018	123
AP-101R	3/1/2016	276
	5/24/2016	132
	5/30/2017	221
	10/10/2018	291

Notes:
CO_2 = carbon dioxide
mg/L = milligrams per liter
NS = not sampled

TABLE 4
Groundwater Analytical Results
Petroleum Degrading Bacteria

Former CL&P Operations Center
Eversource Energy
176 Cumberland Avenue
Wethersfield, Connecticut

Well ID	Date	Bacteria Count (per mL)
AP-1R	3/1/2016	180
	5/24/2016	<10
	5/30/2017	330
	10/11/2018	80
AP-2R	3/1/2016	90
	5/24/2016	<10
	5/30/2017	670
	10/10/2018	13,000
AP-3R	3/1/2016	290
	5/24/2016	<10
	5/30/2017	50
	10/10/2018	220
AP-4R	3/1/2016	50
	5/24/2016	<10
	5/31/2017	350
	10/10/2018	1,400
AP-6R	3/2/2016	<10
	5/24/2016	<10
	5/31/2017	20
	10/11/2018	<10
AP-9R	3/2/2016	30
	5/24/2016	<10
	5/30/2017	60
	10/10/2018	380
AP-11R	3/1/2016	280
	5/24/2016	<10
	5/31/2017	<10
	10/11/2018	10
AP-12R	3/1/2016	600
	5/24/2016	80
	5/31/2017	12,000
	10/10/2018	1,300
AP-13R-BR	10/11/2018	560
AP-15R	3/2/2016	1,500
	5/24/2016	NS
	5/30/2017	NS
AP-15R-BR	10/11/2018	20,000
AP-101R	3/1/2016	1,100
	5/24/2016	10
	5/30/2017	240
	5/30/2017 (DUP)	310
	10/10/2018	850

Notes:
mL = milliliter
NS = not sampled
<# = indicates result is below laboratory reporting limits



APPENDIX A

BORING LOGS

Apex Companies, LLC

Drilling Log

Boring/Well No. AP-13R-BR

Project 6089-015 Client Eversource-Wethersfield

Location 176 Cumberland Ave., Wethersfield, CT

Permit No. NA Total Depth 25' Diameter 6" (bore)

Casing Elevation NA Water Level: Initial NA Static NA

Drilling Method HSA/Air Rotary Sample Method NA (from auger flights)

Driller Drilex Log By DW Date 8/17/2018

End of Boring at 25'
Well set at 25'
Slotted PVC screen
25' to 15'
Riser 15' to 0'
Sand 25' to 13'
Bentonite Chips 13' to 12'
Grout 12'-8'
Sand and Native 8'-0'

Depth (feet)	Sample No.	Well Const.	PID (ppm)	Blow Count	Recovery	Lithology
0			NA	NA	Hand clear to 5'	Dry, mix fine to medium sand and gravel, some cobbles to approximately 12 feet.
1						
2						
3						
4						
5						
6						
7						
8						
9						
10						
11						
12						Suspected bedrock encountered at 12', air rotary to 25 feet and set well.
13						
14						
15						
16						
17						
18						
19						
20						
21						
22						
23						
24						
25						Split-spoon samples were not collected during installation of these bedrock wells.



Apex Companies, LLC

Drilling Log

Boring/Well No. AP-15R-BR

Project 6089-015 Client Eversource-Wethersfield

Location 176 Cumberland Ave., Wethersfield, CT

Permit No. NA Total Depth 25' Diameter 6" (bore)

Casing Elevation NA Water Level: Initial NA Static NA

Drilling Method HAS/Air Rotary Sample Method NA (from auger flights)

Driller Drilex Log By DW Date 8/17/2018

End of Boring at 25'
Well set at 25'
Slotted PVC screen
25' to 15'
Riser 15' to 0'
Sand 25' to 13'
Bentonite Chips 13' to 12'
Grout 12'-5'
Sand and Native 5'-0'

Depth (feet)	Sample No.	Well Const.	PID (ppm)	Blow Count	Recovery	Lithology
0–25		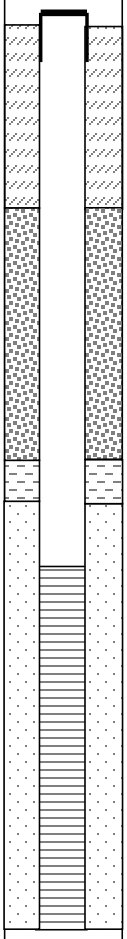	NA	NA	NA	Over drilled AP-15R well location. Auger to 8 feet, suspected bedrock, air rotary to approximately 25 feet. Set well at this depth. Split-spoon samples were not collected during installation of these bedrock wells.

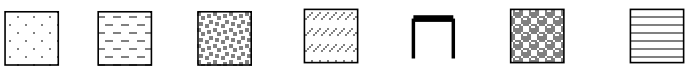



APPENDIX B

MANIFESTS

Please print or type. Form Approved. OMB No. 2050-0039

UNIFORM HAZARDOUS WASTE MANIFEST

1. Generator ID Number	2. Page 1 of	3. Emergency Response Phone	4. Manifest Tracking Number
CTD982715302	1	800-424-9300	012662643 FLE

GENERATOR

5. Generator's Name and Mailing Address
EVERSOURCE ENERGY - Amy Voisine-Shea
107 SELDEN STREET BNM7
BERLIN CT 06037
Generator's Phone: (860) 665-

Generator's Site Address (if different than mailing address)
176 CUMBERLAND AVENUE
WETHERSFIELD CT 06106

6. Transporter 1 Company Name — U.S. EPA ID Number
Western Mass Environmental, LLC — MAC300010147

7. Transporter 2 Company Name — U.S. EPA ID Number
Veolia ES Technical Solutions — NJD066063360

8. Designated Facility Name and Site Address — U.S. EPA ID Number
VEOLIA ES TECHNICAL SOLUTIONS, LLC
4301 INFIRMARY ROAD
WEST CARROLLTON OH 45449
Facility's Phone: 937 859-8101 — OHD003945293

9a. HM	9b. U.S. DOT Description (including Proper Shipping Name, Hazard Class, ID Number, and Packing Group (if any))	10. Containers No.	10. Containers Type	11. Total Quantity	12. Unit Wt./Vol.	13. Waste Codes
	1. NON DOT AND NOT EPA REGULATED SOLID MATERIAL, NONE, NONE, NONE	001	DM	500	P	CR05
	2.					
	3.					
	4.					

14. Special Handling Instructions and Additional Information
IN CASE OF HAZMAT INCIDENT CALL CHEMTREC - 800-424-9300 CCN820175
EME - Ray Marciniak

15. **GENERATOR'S/OFFEROR'S CERTIFICATION:** I hereby declare that the contents of this consignment are fully and accurately described above by the proper shipping name, and are classified, packaged, marked and labeled/placarded, and are in all respects in proper condition for transport according to applicable international and national governmental regulations. If export shipment and I am the Primary Exporter, I certify that the contents of this consignment conform to the terms of the attached EPA Acknowledgment of Consent.
I certify that the waste minimization statement identified in 40 CFR 262.27(a) (if I am a large quantity generator) or (b) (if I am a small quantity generator) is true.

Generator's/Offeror's Printed/Typed Name: Amy Voisine-Shea — Signature — Month: 12 Day: 20 Year: 18

INT'L

16. International Shipments ☐ Import to U.S. ☐ Export from U.S. Port of entry/exit:
Transporter signature (for exports only): Date leaving U.S.:

TRANSPORTER

17. Transporter Acknowledgment of Receipt of Materials

Transporter 1 Printed/Typed Name — Signature — Month: 12 Day: 20 Year: 18

Transporter 2 Printed/Typed Name — Signature — Month Day Year

DESIGNATED FACILITY

18. Discrepancy

18a. Discrepancy Indication Space ☐ Quantity ☐ Type ☐ Residue ☐ Partial Rejection ☐ Full Rejection

Manifest Reference Number:

18b. Alternate Facility (or Generator) — U.S. EPA ID Number

Facility's Phone:

18c. Signature of Alternate Facility (or Generator) — Month Day Year

19. Hazardous Waste Report Management Method Codes (i.e., codes for hazardous waste treatment, disposal, and recycling systems)

1.	2.	3.	4.

20. Designated Facility Owner or Operator: Certification of receipt of hazardous materials covered by the manifest except as noted in Item 18a

Printed/Typed Name — Signature — Month Day Year

EPA Form 8700-22 (Rev. 12-17) Previous editions are obsolete.

GENERATOR'S INITIAL COPY



APPENDIX C

WELL SAMPLING RECORDS

0915

APEX COMPANIES, LLC
WELL PURGING-FIELD WATER QUALITY MEASUREMENTS FORM

Page 1 of 1

Location (Site/Facility Name): EB - Wethersfield — Depth to _____(top)/_____(bottom) of screen

Well Number: AP-1R Date: 10/10/18

Field Personnel: M. Ludwig — Pump Intake at (ft. below MP): 12.84

Identify Monitoring Point: TOC — Purging Device; (pump type): Geopump

Clock Time	Water Depth Below MP feet	Pump Dial	Purge Rate gal/min	Cum. Volume Purged gallons	Temp. C	Spec. Cond. uS/cm	pH	ORP/ Eh3 mv	DO mg/l	Turbidity NTU	Comments
Initial	2.82	--	--	--	--	--	--	--	--	--	DTB - 13.84
0845	3.95				19.94	998	7.12	211.9	2.88	15.7	
0850	3.85				20.23	998	7.09	212.1	3.21	13.2	
0855	3.80				20.45	990	7.08	212.4	3.68	10.2	
0900	3.85				20.53	988	7.08	212.6	3.85	6.9	
0905	3.85				20.61	980	7.06	212.7	4.10	4.4	
0910	3.90				20.64	969	7.06	212.6	3.98	3.9	
0915	9.00				20.64	959	7.07	212.7	3.71	2.7	

Temperature (3%); Spec. Cond (3%); pH(+/-0.1); ORP/Eh3 (+/-10mv); DO(10%); Turbidity (10% values greather than 1 NTU)

Stabilized (circle) (YES) NO If no, why?_____

Low Flow Form

1102

APEX COMPANIES, LLC
WELL PURGING-FIELD WATER QUALITY MEASUREMENTS FORM

Page of

Location (Site/Facility Name): EE Wethersfield — Depth to ____(top)/____(bottom) of screen

Well Number: AR-2R — Date: 10/10/18 — ~~12.50~~

Field Personnel: J. Munz — Pump Intake at (ft. below MP): ~~12.00~~

Identify Monitoring Point: TOC — Purging Device; (pump type): Geopump

Clock Time	Water Depth Below MP feet	Pump Dial	Purge Rate gal/min	Cum. Volume Purged gallons	Temp. C	Spec. Cond. uS/cm	pH	ORP/ Eh3 mv	DO mg/l	Turbidity NTU	Comments
Initial	4.20	--	--	--	--	--	--	--	--	--	
1032	4.70				20.02	526	7.02	-26.8	0.92	7.8	
1037	5.10				20.24	520	6.98	-60.2	0.87	13.8	
1042	5.30				20.75	526	6.98	-65.9	0.99	0.9	
1047	5.45				20.33	579	6.93	-62.3	1.06	-0.5	
1052	5.65				20.68	556	6.93	-66.5	0.96	-5.6	
1057	5.80				20.64	552	6.95	-64.8	0.92	-6.9	
1102	6.00				20.52	552	6.95	-66.0	0.89	-9.5	

Temperature (3%); Spec. Cond (3%); pH(+/-0.1); ORP/Eh3 (+/-10mv); DO(10%); Turbidity (10% values greather than 1 NTU)

Stabilized (circle) YES NO — If no, why? ____

P:\Andy\Andy\Low Flow Form

APEX COMPANIES, LLC
WELL PURGING-FIELD WATER QUALITY MEASUREMENTS FORM

Page 1 of 1

Location (Site/Facility Name): EE - Wethersfield — Depth to _____(top)/_____(bottom) of screen

Well Number: AP-3R Date: 10/10/18

Field Personnel: M. Ladny — Pump Intake at (ft. below MP): ~10.5

Identify Monitoring Point: TOC — Purging Device; (pump type): Geopump

Clock Time	Water Depth Below MP feet	Pump Dial	Purge Rate gal/min	Cum. Volume Purged gallons	Temp. C	Spec. Cond. uS/cm	pH	ORP/ Eh3 mv	DO mg/l	Turbidity NTU	Comments
Initial	2.87	--	--	--	--	--	--	--	--	--	DTB = 11.07
1130	3.15	—	—	—	21.19	2244	6.79	-58.9	1.09	11.5	
1135	3.34	—	—	—	22.45	2318	6.59	-71.8	0.78	0.0	
1140	3.43	—	—	—	22.99	2329	6.58	-74.5	0.66	0.0	
1145	3.54	—	—	—	23.07	2292	6.57	-75.4	0.09	0.0	
1150	3.65	—	—	—	22.87	2166	6.56	-76.7	0.92	0.0	
1155	3.75	—	—	—	23.07	2116	6.55	-75.8	0.89	0.0	
1200	3.84	—	—	—	23.54	2072	6.54	-71.4	0.91	0.0	
1205	3.95	—	—	—	22.78	1906	6.48	-55.0	0.81	0.0	
1210	4.05	—	—	—	22.71	1800	6.43	-37.4	1.06	0.0	
1215	4.15	—	—	—	22.55	1600	6.37	-15.4	1.24	0.0	
1220	4.22	—	—	—	23.53	1549	6.34	-1.5	1.36	0.0	
1225	4.24	—	—	—	24.06	1532	6.33	5.8	1.36	0.0	
1230	4.27	—	—	1.75	23.86	1536	6.30	8.7	1.28	0.0	

SAMPLED @ 1235

Temperature (3%); Spec. Cond (3%); pH(+/-0.1); ORP/Eh3 (+/-10mv); DO(10%); Turbidity (10% values greather than 1 NTU)

Stabilized (circle) YES (NO) If no, why? ORP

DUP20181010

PAGE FORM01 rev Flow Form

0933

APEX COMPANIES, LLC
WELL PURGING-FIELD WATER QUALITY MEASUREMENTS FORM

Page of

Location (Site/Facility Name): EE Wethersfield — Depth to ____(top)/____(bottom) of screen

Well Number: AP-4R — Date: 10/10/18

Field Personnel: J. Mund — Pump Intake at (ft. below MP): 14.06

Identify Monitoring Point: TOC — Purging Device; (pump type): Grapmp

Clock Time	Water Depth Below MP feet	Pump Dial	Purge Rate gal/min	Cum. Volume Purged gallons	Temp. C	Spec. Cond. uS/cm	pH	ORP/ Eh3 mv	DO mg/l	Turbidity NTU	Comments
Initial	6.90	--	--	--	--	--	--	--	--	--	DTW 6.90
0853	7.30				18.47	1167	6.93	173.7	3.11	46.7	DTB 15.06
0858	7.55				19.00	1136	6.99	169.0	4.90	52.7	
0903	7.75				19.52	1138	7.14	163.0	5.08	45.2	
0908	7.95				19.59	1137	7.18	161.3	5.27	22.9	
0913	8.10				19.86	1137	7.19	160.2	5.35	10.2	
0918	8.30				20.06	1142	7.20	159.7	5.40	2.4	
0923	8.50				20.25	1145	7.19	159.0	5.60	-2.2	
0928	8.75				20.52	1146	7.19	158.5	5.64	-7.6	
0933	8.90				20.77	1135	7.18	158.7	5.69	-2.5	

Temperature (3%); Spec. Cond (3%); pH(+/-0.1); ORP/Eh3 (+/-10mv); DO(10%); Turbidity (10% values greather than 1 NTU)

Stabilized (circle) YES NO — If no, why?____

P:\Andy\Andy\Low Flow Form

APEX COMPANIES, LLC
WELL PURGING-FIELD WATER QUALITY MEASUREMENTS FORM

Page of

Location (Site/Facility Name): FE Wethersfield — Depth to ____(top)/____(bottom) of screen

Well Number: AP-6R — Date: 10/1/18

Field Personnel: Geopump — Pump Intake at (ft. below MP): 19.50

Identify Monitoring Point: TOC — Purging Device; (pump type): Geopump

Clock Time	Water Depth Below MP feet	Pump Dial	Purge Rate gal/min	Cum. Volume Purged gallons	Temp. C	Spec. Cond. uS/cm	pH	ORP/ Eh3 mv	DO mg/l	Turbidity NTU	Comments
Initial	11.20	--	--	--	--	--	--	--	--	--	
0638	11.45				17.95	16.20	7.74	194.1	2.66	312.7	
0643	11.60				17.73	1686	7.46	198.9	1.34	190.2	
0648	11.60				17.69	1463	7.45	199.3	1.56	103.5	
0653	11.65				17.68	1483	7.46	199.9	1.71	89.3	
0658	11.70				17.62	1559	7.47	201.0	1.98	74.5	
0703	11.70				17.59	1609	7.47	202.0	2.07	64.4	
0708	11.75				17.54	1671	7.47	203.4	2.16	51.2	
0713	11.80				17.52	1703	7.47	204.9	2.16	47.1	
0718	11.80				17.52	17.13	7.47	204.6	2.18	46.7	

Temperature (3%); Spec. Cond (3%); pH(+/-0.1); ORP/Eh3 (+/-10mv); DO(10%); Turbidity (10% values greather than 1 NTU)

Stabilized (circle) YES NO — If no, why? ____

P:\Andy\Andy\Low Flow Form

APEX COMPANIES, LLC
WELL PURGING-FIELD WATER QUALITY MEASUREMENTS FORM

Page 1 of 1

Location (Site/Facility Name): Eversource - Wethersfield

Depth to _____(top)/_____(bottom) of screen

Well Number: AP-9R Date: 10/10/18

Field Personnel: M. Ladny

Pump Intake at (ft. below MP): ~16'

Identify Monitoring Point: TOC

Purging Device; (pump type): Geopump

Clock Time	Water Depth Below MP feet	Pump Dial	Purge Rate gal/min	Cum. Volume Purged gallons	Temp. C	Spec. Cond. uS/cm	pH	ORP/ Eh3 mv	DO mg/l	Turbidity NTU	Comments
Initial	6.00	--	--	--	--	--	--	--	--	--	DTB 16.84
9:40	7.10	—	—	—	19.32	1016	7.27	121.1	1.81	70.6	
9:45	7.26	—	—	—	19.84	1007	6.92	170.0	1.13	52.1	
9:50	7.37	—	—	—	19.71	997	6.94	176.4	1.01	45.5	
9:55	7.53	—	—	—	19.57	991	6.95	185.9	0.96	35.2	
10:00	7.77	—	—	—	20.31	1006	6.96	191.8	1.13	27.1	
10:05	7.88	—	—	—	20.47	1007	6.95	194.8	0.94	24.9	
10:10	7.98	—	—	—	20.11	998	6.93	204.5	1.03	19.9	
10:15	8.19	—	—	—	20.42	1004	6.92	212.6	1.18	13.3	
10:20	8.39	—	—	—	20.14	1003	6.88	228.0	1.41	8.8	
10:25	8.58	—	—	—	20.07	1002	6.85	239.6	1.41	5.1	
10:30	8.80	—	—	—	20.24	1007	6.81	252.2	1.49	0.0	
10:35	9.03	—	—	—	20.18	1006	6.77	265.7	1.44	0.7	
10:40	9.25	—	—	1.75 gal	19.96	996	6.73	277.0	1.32	0.0	

SAMPLED @ 10:45

Temperature (3%); Spec. Cond (3%); pH(+/-0.1); ORP/Eh3 (+/-10mv); DO(10%); Turbidity (10% values greather than 1 NTU)

Stabilized (circle) YES NO If no, why? DO + ORP

P:\APEXFORMS\Low Flow Form

APEX COMPANIES, LLC
WELL PURGING-FIELD WATER QUALITY MEASUREMENTS FORM

Page of

Location (Site/Facility Name): EE Wethersfield

Depth to _____(top)/_____(bottom) of screen

Well Number: AP-11R Date: 10/11/18

Field Personnel: See CoC

Pump Intake at (ft. below MP): ~~17.85~~ 18.00

Identify Monitoring Point: TOC

Purging Device; (pump type): Geopump

Clock Time	Water Depth Below MP feet	Pump Dial	Purge Rate gal/min	Cum. Volume Purged gallons	Temp. C	Spec. Cond. uS/cm	pH	ORP/ Eh3 mv	DO mg/l	Turbidity NTU	Comments
Initial	13.85	--	--	--	--	--	--	--	--	--	
0745	14.10				18.04	2006	7.37	208.7	1.50	93.0	
0750	14.50				18.17	2001	7.28	209.6	1.42	60.2	
0755	14.90				18.20	1993	7.27	210.7	1.55	57.3	
0800	15.30				18.18	1954	7.28	211.4	2.64	43.8	
0805	15.70				18.14	1921	7.29	212.2	3.09	10.8	
0810	16.00				18.08	1905	7.30	212.9	2.72	18.8	
0815	16.70				18.05	1879	7.31	213.5	2.78	9.8	
	Apex grabbed sample due to draw down rate										

Temperature (3%); Spec. Cond (3%); pH(+/-0.1); ORP/Eh3 (+/-10mv); DO(10%); Turbidity (10% values greather than 1 NTU)

Stabilized (circle) YES NO If no, why?_____

P:\APEXFORMS\Low Flow Form

APEX COMPANIES, LLC
WELL PURGING-FIELD WATER QUALITY MEASUREMENTS FORM

Page of

Location (Site/Facility Name):_____ Depth to _____(top)/_____(bottom) of screen

Well Number: AP-12R Date: 10/10/18

Field Personnel:_____ Pump Intake at (ft. below MP):_____

Identify Monitoring Point:_____ Purging Device; (pump type):_____

Clock Time	Water Depth Below MP feet	Pump Dial	Purge Rate gal/min	Cum. Volume Purged gallons	Temp. C	Spec. Cond. uS/cm	pH	ORP/ Eh3 mv	DO mg/l	Turbidity NTU	Comments
Initial		--	--	--	--	--	--	--	--	--	
	Grabbed Sample → low WL.										
			Sampled @ 1441								

Temperature (3%); Spec. Cond (3%); pH(+/-0.1); ORP/Eh3 (+/-10mv); DO(10%); Turbidity (10% values greather than 1 NTU)

Stabilized (circle) YES NO If no, why?_____

P:\Andy\Andy\Low Flow Form

1045

APEX COMPANIES, LLC
WELL PURGING-FIELD WATER QUALITY MEASUREMENTS FORM

Page of

Location (Site/Facility Name): EE Wethersfield

Depth to _____(top)/_____(bottom) of screen

Well Number: AP-13R-BR Date: 10/11/18

Field Personnel: J. Minardi

Pump Intake at (ft. below MP): 23.79

Identify Monitoring Point: TOC

Purging Device; (pump type): Geopump

Clock Time	Water Depth Below MP feet	Pump Dial	Purge Rate gal/min	Cum. Volume Purged gallons	Temp. C	Spec. Cond. uS/cm	pH	ORP/ Eh3 mv	DO mg/l	Turbidity NTU	Comments
Initial	12.56	--	--	--	--	--	--	--	--	--	
1025	14.05				18.73	1859	7.27	218.5	4.87	3.9	
1030	14.80				19.15	1878	7.20	220.9	4.90	-0.6	
1035	15.25				19.43	1889	7.23	219.4	4.95	-1.2	
1040	15.45				20.01	1913	7.24	218.7	5.07	-2.0	
1045	15.75				20.45	1930	7.24	218.9	4.94	-2.1	

Temperature (3%); Spec. Cond (3%); pH(+/-0.1); ORP/Eh3 (+/-10mv); DO(10%); Turbidity (10% values greather than 1 NTU)

Stabilized (circle) YES NO If no, why?_____

P:\APEXFORMS\Low Flow Form

APEX COMPANIES, LLC
WELL PURGING-FIELD WATER QUALITY MEASUREMENTS FORM

Page of

Location (Site/Facility Name): CE Wethersfield

Depth to _____(top)/_____(bottom) of screen

Well Number: AP-ISR-BR Date: 10/11/18

Field Personnel: J. Munoz

Pump Intake at (ft. below MP) 23.95

Identify Monitoring Point: TOC

Purging Device; (pump type): Geopump

Clock Time	Water Depth Below MP feet	Pump Dial	Purge Rate gal/min	Cum. Volume Purged gallons	Temp. C	Spec. Cond. uS/cm	pH	ORP/ Eh3 mv	DO mg/l	Turbidity NTU	Comments
Initial	7.11	--	--	--	--	--	--	--	--	--	
1127	10.00				17.45	1210	7.38	212.3	1.41	47.9	
1132	10.20				17.90	1222	7.29	211.8	1.59	48.8	
1137	11.30				17.86	1211	7.31	210.6	1.72	41.2	
1142	12.30				17.74	1176	7.31	211.7	1.68	44.4	
1147	13.50				17.84	762	7.37	211.0	1.39	85.0	
1152	14.45				17.89	357	7.42	208.1	0.91	103.1	
1157	15.20				17.86	239	7.39	205.9	0.81	101.3	
1202	15.55				17.79	212	7.32	208.2	0.67	93.0	
1207	15.55				17.73	249	7.24	210.8	0.65	85.7	
1212	15.55				17.77	251	7.77	213.5	0.61	79.8	
1217	15.55				17.75	270	7.17	214.9	0.62	76.3	
1222	15.55				17.82	303	7.15	216.4	0.65	73.0	
1227	15.55				17.76	333	7.15	218.2	0.83	79.4	

Temperature (3%); Spec. Cond (3%); pH(+/-0.1); ORP/Eh3 (+/-10mv); DO(10%); Turbidity (10% values greather than 1 NTU)

Stabilized (circle) YES NO If no, why? S.C.

P:\APEORMS\Low Flow Form

APEX COMPANIES, LLC
WELL PURGING-FIELD WATER QUALITY MEASUREMENTS FORM

Page of

Location (Site/Facility Name): EE Westfield — Depth to ____(top)/____(bottom) of screen

Well Number: AP-101R — Date: 10/10/18

Field Personnel: J. Mace — Pump Intake at (ft. below MP): 15.27

Identify Monitoring Point: TOC — Purging Device; (pump type): Geopump

Clock Time	Water Depth Below MP feet	Pump Dial	Purge Rate gal/min	Cum. Volume Purged gallons	Temp. C	Spec. Cond. uS/cm	pH	ORP/ Eh3 mv	DO mg/l	Turbidity NTU	Comments
Initial	5.83	--	--	--	--	--	--	--	--	--	
1417	6.40				20.27	720	7.34	20.6	2.81	18.3	
1422	6.65				20.62	721	7.14	157.5	4.15	-9.1	
1427	6.90				20.52	717	7.12	170.3	4.12	-9.9	
1432	7.05				20.52	717	7.14	174.4	4.47	1.2	
1437	7.25				20.17	711	7.11	181.2	4.56	-0.4	
1442	7.55				20.01	720	7.10	188.6	4.86	-2.7	
1447	7.70				20.04	727	7.10	191.2	5.07	-2.0	

Temperature (3%); Spec. Cond (3%); pH(+/-0.1); ORP/Eh3 (+/-10mv); DO(10%); Turbidity (10% values greather than 1 NTU)

Stabilized (circle) YES / NO — If no, why? ____

P:\Andy\Andy\Low Flow Form



APPENDIX D

LABORATORY ANALYTICAL REPORTS – GROUNDWATER

con-test® ANALYTICAL LABORATORY
39 Spruce Street * East Longmeadow, MA 01028 * FAX 413/525-6405 * TEL. 413/525-2332

October 22, 2018

Donna L. Kask
Apex Companies, LLC - South Windsor, CT
58 (H) Connecticut Avenue
South Windsor, CT 06074

Project Location: Wethersfield, CT
Client Job Number:
Project Number: 6089-015
Laboratory Work Order Number: 18J0594

Enclosed are results of analyses for samples received by the laboratory on October 11, 2018. If you have any questions concerning this report, please feel free to contact me.

Sincerely,



Jessica L. Hoffman
Project Manager

Table of Contents

Sample Summary 4

Case Narrative 6

Sample Results 11

18J0594-01 11

18J0594-02 13

18J0594-03 21

18J0594-04 29

18J0594-05 37

18J0594-06 45

18J0594-07 53

18J0594-08 61

Sample Preparation Information 69

QC Data 72

Volatile Organic Compounds by GC/MS 72

B214979 72

B214985 77

Semivolatile Organic Compounds by GC/MS 81

B214858 81

B214997 86

Petroleum Hydrocarbons Analyses 89

B215014 89

B215104 89

Metals Analyses (Total) 90

B214835 90

B215155 91

Table of Contents (continued)

Conventional Chemistry Parameters by EPA/APHA/SW-846 Methods (Total) 93

B214615 93

B215083 93

Flag/Qualifier Summary 94

Certifications 95

Chain of Custody/Sample Receipt 100

con-test® ANALYTICAL LABORATORY
39 Spruce Street * East Longmeadow, MA 01028 * FAX 413/525-6405 * TEL. 413/525-2332

Apex Companies, LLC - South Windsor, CT
58 (H) Connecticut Avenue
South Windsor, CT 06074
ATTN: Donna L. Kask

REPORT DATE: 10/22/2018
PURCHASE ORDER NUMBER:
PROJECT NUMBER: 6089-015

ANALYTICAL SUMMARY

WORK ORDER NUMBER: 18J0594

The results of analyses performed on the following samples submitted to the CON-TEST Analytical Laboratory are found in this report.

PROJECT LOCATION: Wethersfield, CT

FIELD SAMPLE #	LAB ID:	MATRIX	SAMPLE DESCRIPTION	TEST	SUB LAB
TB 101018	18J0594-01	Trip Blank Water		SW-846 8260C	
AP-4R	18J0594-02	Ground Water		CTDEP ETPH	
				SM 4500 CO2 C	
				SM21-22 2320B	
				SM21-22 4500 H B	
				SW-846 6020B	
				SW-846 7470A	
				SW-846 8260C	
				SW-846 8270D	
AP-9R	18J0594-03	Ground Water		CTDEP ETPH	
				SM 4500 CO2 C	
				SM21-22 2320B	
				SM21-22 4500 H B	
				SW-846 6020B	
				SW-846 7470A	
				SW-846 8260C	
				SW-846 8270D	
AP-2R	18J0594-04	Ground Water		CTDEP ETPH	
				SM 4500 CO2 C	
				SM21-22 2320B	
				SM21-22 4500 H B	
				SW-846 6020B	
				SW-846 7470A	
				SW-846 8260C	
				SW-846 8270D	
AP-3R	18J0594-05	Ground Water		CTDEP ETPH	
				SM 4500 CO2 C	
				SM21-22 2320B	
				SM21-22 4500 H B	
				SW-846 6020B	
				SW-846 7470A	
				SW-846 8260C	
				SW-846 8270D	
AP-12R	18J0594-06	Ground Water		CTDEP ETPH	
				SM 4500 CO2 C	
				SM21-22 2320B	
				SM21-22 4500 H B	
				SW-846 6020B	
				SW-846 7470A	
				SW-846 8260C	
				SW-846 8270D	

con-test® ANALYTICAL LABORATORY
39 Spruce Street * East Longmeadow, MA 01028 * FAX 413/525-6405 * TEL. 413/525-2332

Apex Companies, LLC - South Windsor, CT
58 (H) Connecticut Avenue
South Windsor, CT 06074
ATTN: Donna L. Kask

REPORT DATE: 10/22/2018

PURCHASE ORDER NUMBER:

PROJECT NUMBER: 6089-015

ANALYTICAL SUMMARY

WORK ORDER NUMBER: 18J0594

The results of analyses performed on the following samples submitted to the CON-TEST Analytical Laboratory are found in this report.

PROJECT LOCATION: Wethersfield, CT

FIELD SAMPLE #	LAB ID:	MATRIX	SAMPLE DESCRIPTION	TEST	SUB LAB
AP-101R	18J0594-07	Ground Water		CTDEP ETPH	
				SM 4500 CO2 C	
				SM21-22 2320B	
				SM21-22 4500 H B	
				SW-846 6020B	
				SW-846 7470A	
				SW-846 8260C	
				SW-846 8270D	
Dup 20181010	18J0594-08	Ground Water		CTDEP ETPH	
				SM 4500 CO2 C	
				SM21-22 2320B	
				SM21-22 4500 H B	
				SW-846 6020B	
				SW-846 7470A	
				SW-846 8260C	
				SW-846 8270D	

con-test® ANALYTICAL LABORATORY
39 Spruce Street * East Longmeadow, MA 01028 * FAX 413/525-6405 * TEL. 413/525-2332

CASE NARRATIVE SUMMARY

All reported results are within defined laboratory quality control objectives unless listed below or otherwise qualified in this report.

con-test® ANALYTICAL LABORATORY
39 Spruce Street * East Longmeadow, MA 01028 * FAX 413/525-6405 * TEL. 413/525-2332

CTDEP ETPH

Qualifications:

H-06

Sample was extracted past the recommended holding time.

Analyte & Samples(s) Qualified:

18J0594-02RE1[AP-4R], 18J0594-03RE1[AP-9R], 18J0594-04RE1[AP-2R], 18J0594-05RE1[AP-3R], 18J0594-06RE1[AP-12R]

2-Fluorobiphenyl
18J0594-07RE1[AP-101R], 18J0594-08RE1[Dup 20181010]

CT ETPH
18J0594-07RE1[AP-101R], 18J0594-08RE1[Dup 20181010]

L-04

Laboratory fortified blank/laboratory control sample recovery and duplicate recovery are outside of control limits. Reported value for this compound is likely to be biased on the low side.

Analyte & Samples(s) Qualified:

CT ETPH
18J0594-02[AP-4R], 18J0594-03[AP-9R], 18J0594-04[AP-2R], 18J0594-04RE1[AP-2R], 18J0594-05[AP-3R], 18J0594-06[AP-12R], 18J0594-07[AP-101R], 18J0594-08[Dup 20181010], B215014-BLK1, B215014-BS1, B215014-BSD1, B215014-MS1, B215014-MSD1

S-26

Surrogate outside of control limits.

Analyte & Samples(s) Qualified:

2-Fluorobiphenyl
B215014-BLK1

Z-01

Data from initial analysis is reported since sample was re-extracted outside of holding time.

Analyte & Samples(s) Qualified:

18J0594-02[AP-4R], 18J0594-03[AP-9R], 18J0594-04[AP-2R], 18J0594-05[AP-3R], 18J0594-06[AP-12R], 18J0594-07[AP-101R], 18J0594-08[Dup 20181010]

SM21-22 2320B

Qualifications:

SM-01

Sample container does not satisfy method specifications.

Analyte & Samples(s) Qualified:

Alkalinity
18J0594-02[AP-4R], 18J0594-05[AP-3R], 18J0594-06[AP-12R], 18J0594-07[AP-101R]

SM21-22 4500 H B

Qualifications:

H-05

Holding time was exceeded. pH analysis should be performed immediately at time of sampling. Nominal 15 minute holding time was exceeded.

Analyte & Samples(s) Qualified:

pH
18J0594-02[AP-4R], 18J0594-03[AP-9R], 18J0594-04[AP-2R], 18J0594-05[AP-3R], 18J0594-06[AP-12R], 18J0594-07[AP-101R], 18J0594-08[Dup 20181010]

SW-846 6020B

Qualifications:

MS-07A

Matrix spike and spike duplicate recovery is outside of control limits. Analysis is in control based on laboratory fortified blank recovery. Possiblity of matrix effects that lead to low bias or non-homogeneous sample aliquot cannot be eliminated.

Analyte & Samples(s) Qualified:

Silver
B214835-MS1, B214835-MSD1

SW-846 8260C

Qualifications:

con-test® ANALYTICAL LABORATORY
39 Spruce Street * East Longmeadow, MA 01028 * FAX 413/525-6405 * TEL. 413/525-2332

L-03

Laboratory fortified blank/laboratory control sample recovery is outside of control limits. Reported value for this compound is likely to be biased on the low side.

Analyte & Samples(s) Qualified:

2,2-Dichloropropane

18J0594-01[TB 101018], 18J0594-02[AP-4R], 18J0594-03[AP-9R], 18J0594-04[AP-2R], 18J0594-05[AP-3R], 18J0594-06[AP-12R], 18J0594-07[AP-101R], 18J0594-08[Dup 20181010], B214979-BLK1, B214979-BS1, B214985-BLK1, B214985-BS1, S028464-CCV1, S028530-CCV1

MS-09

Matrix spike recovery and/or matrix spike duplicate recovery outside of control limits. Possibility of sample matrix effects that lead to a low bias for reported result or non-homogeneous sample aliquots cannot be eliminated.

Analyte & Samples(s) Qualified:

Bromomethane

18J0594-04[AP-2R], B214979-MS1, B214979-MSD1

MS-24

Either matrix spike or matrix spike duplicate is outside of control limits, but the other is within limits. Analysis is in control based on laboratory fortified blank recovery.

Analyte & Samples(s) Qualified:

Tetrahydrofuran

B214979-MSD1

V-05

Continuing calibration did not meet method specifications and was biased on the low side for this compound.

Analyte & Samples(s) Qualified:

2,2-Dichloropropane

18J0594-01[TB 101018], 18J0594-02[AP-4R], 18J0594-03[AP-9R], 18J0594-04[AP-2R], 18J0594-05[AP-3R], 18J0594-06[AP-12R], 18J0594-07[AP-101R], 18J0594-08[Dup 20181010], B214979-BLK1, B214979-BS1, B214985-BLK1, B214985-BS1, S028464-CCV1, S028530-CCV1

Bromomethane

18J0594-06[AP-12R], 18J0594-07[AP-101R], 18J0594-08[Dup 20181010], B214985-BLK1, B214985-BS1, S028530-CCV1

V-16

Response factor is less than method specified minimum acceptable value. Reduced precision and accuracy may be associated with reported result.

Analyte & Samples(s) Qualified:

Ethanol

B214979-BLK1, B214979-BS1, S028464-CCV1

SW-846 8270D

Qualifications:

MS-09

Matrix spike recovery and/or matrix spike duplicate recovery outside of control limits. Possibility of sample matrix effects that lead to a low bias for reported result or non-homogeneous sample aliquots cannot be eliminated.

Analyte & Samples(s) Qualified:

Hexachlorocyclopentadiene

18J0594-04[AP-2R], B214858-MS1, B214858-MSD1

Pyridine

18J0594-04[AP-2R], B214858-MS1, B214858-MSD1

R-05

Laboratory fortified blank duplicate RPD is outside of control limits. Reduced precision is anticipated for any reported value for this compound.

Analyte & Samples(s) Qualified:

4,6-Dinitro-2-methylphenol

18J0594-02[AP-4R], 18J0594-03[AP-9R], 18J0594-04[AP-2R], 18J0594-05[AP-3R], 18J0594-06[AP-12R], 18J0594-07[AP-101R], 18J0594-08[Dup 20181010], B214858-BLK1, B214858-BS1, B214858-BSD1

V-06

Continuing calibration did not meet method specifications and was biased on the high side for this compound.

Analyte & Samples(s) Qualified:

2-Nitroaniline

B214858-BS1, B214858-BSD1

4-Nitrophenol

B214858-BS1, B214858-BSD1

Bis(2-chloroisopropyl)ether

B214858-BS1, B214858-BSD1

con-test® ANALYTICAL LABORATORY
39 Spruce Street * East Longmeadow, MA 01028 * FAX 413/525-6405 * TEL. 413/525-2332

V-16

Response factor is less than method specified minimum acceptable value. Reduced precision and accuracy may be associated with reported result.

Analyte & Samples(s) Qualified:

Pentachloronitrobenzene

18J0594-02[AP-4R], 18J0594-03[AP-9R], 18J0594-04[AP-2R], 18J0594-05[AP-3R], 18J0594-06[AP-12R], 18J0594-07[AP-101R], 18J0594-08[Dup 20181010], B214858-BLK1, B214858-BS1, B214858-BSD1, B214858-MS1, B214858-MSD1

V-19

Initial calibration did not meet method specifications. Compound was calibrated using linear regression with correlation coefficient <0.99. Reported result is estimated.

Analyte & Samples(s) Qualified:

2,4-Dinitrophenol

18J0594-02[AP-4R], 18J0594-03[AP-9R], 18J0594-04[AP-2R], 18J0594-05[AP-3R], 18J0594-06[AP-12R], 18J0594-07[AP-101R], 18J0594-08[Dup 20181010], B214858-BLK1, B214858-BS1, B214858-BSD1, B214858-MS1, B214858-MSD1

V-20

Continuing calibration did not meet method specifications and was biased on the high side. Data validation is not affected since sample result was "not detected" for this compound.

Analyte & Samples(s) Qualified:

2-Nitroaniline

B214858-BLK1

4-Nitrophenol

B214858-BLK1

Bis(2-chloroisopropyl)ether

B214858-BLK1

V-34

Initial calibration verification (ICV) did not meet method specifications and was biased on the low side for this compound. Reported result is estimated.

Analyte & Samples(s) Qualified:

3,3-Dichlorobenzidine

18J0594-02[AP-4R], 18J0594-03[AP-9R], 18J0594-04[AP-2R], 18J0594-05[AP-3R], 18J0594-06[AP-12R], 18J0594-07[AP-101R], 18J0594-08[Dup 20181010], B214858-BLK1, B214858-BS1, B214858-BSD1, B214858-MS1, B214858-MSD1

3-Nitroaniline

18J0594-02[AP-4R], 18J0594-03[AP-9R], 18J0594-04[AP-2R], 18J0594-05[AP-3R], 18J0594-06[AP-12R], 18J0594-07[AP-101R], 18J0594-08[Dup 20181010], B214858-BLK1, B214858-BS1, B214858-BSD1, B214858-MS1, B214858-MSD1

4-Chloroaniline

18J0594-02[AP-4R], 18J0594-03[AP-9R], 18J0594-04[AP-2R], 18J0594-05[AP-3R], 18J0594-06[AP-12R], 18J0594-07[AP-101R], 18J0594-08[Dup 20181010], B214858-BLK1, B214858-BS1, B214858-BSD1, B214858-MS1, B214858-MSD1

Aniline

18J0594-02[AP-4R], 18J0594-03[AP-9R], 18J0594-04[AP-2R], 18J0594-05[AP-3R], 18J0594-06[AP-12R], 18J0594-07[AP-101R], 18J0594-08[Dup 20181010], B214858-BLK1, B214858-BS1, B214858-BSD1, B214858-MS1, B214858-MSD1

39 Spruce Street * East Longmeadow, MA 01028 * FAX 413/525-6405 * TEL. 413/525-2332

SW-846 8260C

All water reporting limits specified on the chain-of-custody were met except for Acrylonitrile, where the most protective criteria are not met since the laboratory cannot achieve the required RCP calibration criteria at these levels, unless otherwise listed in this narrative.

SW-846 8270D

The LCS sample recoveries for required RCP 8270 compounds were all within control limits specified by the method, 40-140% for base/neutrals and 30-130% for acids except for "difficult analytes" listed below and/or otherwise listed in this narrative: Difficult analytes for water – limits between 10 and 150% depending on the compound (see QC summary for limits): Benzoic Acid, Dimethylphthalate, Bis(2-chloroisopropyl)ether, Hexachlorocyclopentadiene, Pyridine, 4-Nitrophenol, and Phenol.

The LCS sample recoveries for required RCP 8270 compounds were all within control limits specified by the method, 40-140% for base/neutrals and 30-130% for acids except for "difficult analytes" listed below and/or otherwise listed in this narrative: Difficult analytes for soil - limits between 10 and 180% depending on the compound (see QC summary for limits): 3,3'-Dichlorobenzidine, Pyridine, Aniline, 4-Chloroaniline, 3-Nitroaniline, and n-Nitrosodiphenylamine.

All reporting limits specified on the chain-of-custody were met, except for Pyridine for the most protective criteria since the laboratory cannot achieve the required RCP calibration criteria at these levels unless otherwise listed in this narrative.

All reporting limits specified on the chain-of-custody were met, except for Pyridine, 1,2,4,5-Tetrachlorobenzene and Pentachloronitrobenzene for the most protective criteria since the laboratory cannot achieve the required RCP calibration criteria at these levels unless otherwise listed in this narrative.

The results of analyses reported only relate to samples submitted to the Con-Test Analytical Laboratory for testing.
I certify that the analyses listed above, unless specifically listed as subcontracted, if any, were performed under my direction according to the approved methodologies listed in this document, and that based upon my inquiry of those individuals immediately responsible for obtaining the information, the material contained in this report is, to the best of my knowledge and belief, accurate and complete.

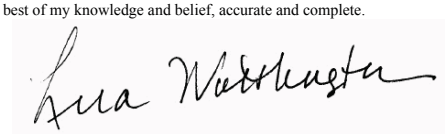

Lisa A. Worthington
Project Manager

con-test® ANALYTICAL LABORATORY
39 Spruce Street * East Longmeadow, MA 01028 * FAX 413/525-6405 * TEL. 413/525-2332

Project Location: Wethersfield, CT | Sample Description: | Work Order: 18J0594

Date Received: 10/11/2018

Field Sample #: TB 101018 | Sampled: 10/10/2018 10:00

Sample ID: 18J0594-01

Sample Matrix: Trip Blank Water

Volatile Organic Compounds by GC/MS

Analyte	Results	RL	Units	Dilution	Flag/Qual	Method	Date Prepared	Date/Time Analyzed	Analyst
Acetone	ND	10	µg/L	1		SW-846 8260C	10/17/18	10/18/18 9:52	LBD
Acrylonitrile	ND	2.0	µg/L	1		SW-846 8260C	10/17/18	10/18/18 9:52	LBD
Benzene	ND	0.50	µg/L	1		SW-846 8260C	10/17/18	10/18/18 9:52	LBD
Bromobenzene	ND	0.50	µg/L	1		SW-846 8260C	10/17/18	10/18/18 9:52	LBD
Bromodichloromethane	ND	0.50	µg/L	1		SW-846 8260C	10/17/18	10/18/18 9:52	LBD
Bromoform	ND	0.50	µg/L	1		SW-846 8260C	10/17/18	10/18/18 9:52	LBD
Bromomethane	ND	1.0	µg/L	1		SW-846 8260C	10/17/18	10/18/18 9:52	LBD
2-Butanone (MEK)	ND	5.0	µg/L	1		SW-846 8260C	10/17/18	10/18/18 9:52	LBD
n-Butylbenzene	ND	1.0	µg/L	1		SW-846 8260C	10/17/18	10/18/18 9:52	LBD
sec-Butylbenzene	ND	1.0	µg/L	1		SW-846 8260C	10/17/18	10/18/18 9:52	LBD
tert-Butylbenzene	ND	1.0	µg/L	1		SW-846 8260C	10/17/18	10/18/18 9:52	LBD
Carbon Disulfide	ND	5.0	µg/L	1		SW-846 8260C	10/17/18	10/18/18 9:52	LBD
Carbon Tetrachloride	ND	0.50	µg/L	1		SW-846 8260C	10/17/18	10/18/18 9:52	LBD
Chlorobenzene	ND	0.50	µg/L	1		SW-846 8260C	10/17/18	10/18/18 9:52	LBD
Chlorodibromomethane	ND	0.50	µg/L	1		SW-846 8260C	10/17/18	10/18/18 9:52	LBD
Chloroethane	ND	2.0	µg/L	1		SW-846 8260C	10/17/18	10/18/18 9:52	LBD
Chloroform	ND	0.50	µg/L	1		SW-846 8260C	10/17/18	10/18/18 9:52	LBD
Chloromethane	ND	0.60	µg/L	1		SW-846 8260C	10/17/18	10/18/18 9:52	LBD
2-Chlorotoluene	ND	0.50	µg/L	1		SW-846 8260C	10/17/18	10/18/18 9:52	LBD
4-Chlorotoluene	ND	0.50	µg/L	1		SW-846 8260C	10/17/18	10/18/18 9:52	LBD
1,2-Dibromo-3-chloropropane (DBCP)	ND	5.0	µg/L	1		SW-846 8260C	10/17/18	10/18/18 9:52	LBD
1,2-Dibromoethane (EDB)	ND	0.50	µg/L	1		SW-846 8260C	10/17/18	10/18/18 9:52	LBD
Dibromomethane	ND	0.50	µg/L	1		SW-846 8260C	10/17/18	10/18/18 9:52	LBD
1,2-Dichlorobenzene	ND	0.50	µg/L	1		SW-846 8260C	10/17/18	10/18/18 9:52	LBD
1,3-Dichlorobenzene	ND	0.50	µg/L	1		SW-846 8260C	10/17/18	10/18/18 9:52	LBD
1,4-Dichlorobenzene	ND	0.50	µg/L	1		SW-846 8260C	10/17/18	10/18/18 9:52	LBD
trans-1,4-Dichloro-2-butene	ND	2.0	µg/L	1		SW-846 8260C	10/17/18	10/18/18 9:52	LBD
Dichlorodifluoromethane (Freon 12)	ND	0.50	µg/L	1		SW-846 8260C	10/17/18	10/18/18 9:52	LBD
1,1-Dichloroethane	ND	0.50	µg/L	1		SW-846 8260C	10/17/18	10/18/18 9:52	LBD
1,2-Dichloroethane	ND	0.50	µg/L	1		SW-846 8260C	10/17/18	10/18/18 9:52	LBD
1,1-Dichloroethylene	ND	0.50	µg/L	1		SW-846 8260C	10/17/18	10/18/18 9:52	LBD
cis-1,2-Dichloroethylene	ND	0.50	µg/L	1		SW-846 8260C	10/17/18	10/18/18 9:52	LBD
trans-1,2-Dichloroethylene	ND	1.0	µg/L	1		SW-846 8260C	10/17/18	10/18/18 9:52	LBD
1,2-Dichloropropane	ND	0.50	µg/L	1		SW-846 8260C	10/17/18	10/18/18 9:52	LBD
1,3-Dichloropropane	ND	0.50	µg/L	1		SW-846 8260C	10/17/18	10/18/18 9:52	LBD
2,2-Dichloropropane	ND	0.50	µg/L	1	L-03, V-05	SW-846 8260C	10/17/18	10/18/18 9:52	LBD
1,1-Dichloropropene	ND	0.50	µg/L	1		SW-846 8260C	10/17/18	10/18/18 9:52	LBD
cis-1,3-Dichloropropene	ND	0.50	µg/L	1		SW-846 8260C	10/17/18	10/18/18 9:52	LBD
trans-1,3-Dichloropropene	ND	0.50	µg/L	1		SW-846 8260C	10/17/18	10/18/18 9:52	LBD
Ethylbenzene	ND	0.50	µg/L	1		SW-846 8260C	10/17/18	10/18/18 9:52	LBD
Hexachlorobutadiene	ND	1.0	µg/L	1		SW-846 8260C	10/17/18	10/18/18 9:52	LBD
2-Hexanone (MBK)	ND	5.0	µg/L	1		SW-846 8260C	10/17/18	10/18/18 9:52	LBD
Isopropylbenzene (Cumene)	ND	0.50	µg/L	1		SW-846 8260C	10/17/18	10/18/18 9:52	LBD
p-Isopropyltoluene (p-Cymene)	ND	0.50	µg/L	1		SW-846 8260C	10/17/18	10/18/18 9:52	LBD

con-test® ANALYTICAL LABORATORY
39 Spruce Street * East Longmeadow, MA 01028 * FAX 413/525-6405 * TEL. 413/525-2332

Project Location: Wethersfield, CT | Sample Description: | Work Order: 18J0594

Date Received: 10/11/2018

Field Sample #: TB 101018 | Sampled: 10/10/2018 10:00

Sample ID: 18J0594-01

Sample Matrix: Trip Blank Water

Volatile Organic Compounds by GC/MS

Analyte	Results	RL	Units	Dilution	Flag/Qual	Method	Date Prepared	Date/Time Analyzed	Analyst
Methyl tert-Butyl Ether (MTBE)	ND	0.50	µg/L	1		SW-846 8260C	10/17/18	10/18/18 9:52	LBD
Methylene Chloride	ND	5.0	µg/L	1		SW-846 8260C	10/17/18	10/18/18 9:52	LBD
4-Methyl-2-pentanone (MIBK)	ND	5.0	µg/L	1		SW-846 8260C	10/17/18	10/18/18 9:52	LBD
Naphthalene	ND	2.0	µg/L	1		SW-846 8260C	10/17/18	10/18/18 9:52	LBD
n-Propylbenzene	ND	1.0	µg/L	1		SW-846 8260C	10/17/18	10/18/18 9:52	LBD
Styrene	ND	1.0	µg/L	1		SW-846 8260C	10/17/18	10/18/18 9:52	LBD
1,1,1,2-Tetrachloroethane	ND	0.50	µg/L	1		SW-846 8260C	10/17/18	10/18/18 9:52	LBD
1,1,2,2-Tetrachloroethane	ND	0.50	µg/L	1		SW-846 8260C	10/17/18	10/18/18 9:52	LBD
Tetrachloroethylene	ND	1.0	µg/L	1		SW-846 8260C	10/17/18	10/18/18 9:52	LBD
Tetrahydrofuran	ND	10	µg/L	1		SW-846 8260C	10/17/18	10/18/18 9:52	LBD
Toluene	ND	1.0	µg/L	1		SW-846 8260C	10/17/18	10/18/18 9:52	LBD
1,2,3-Trichlorobenzene	ND	5.0	µg/L	1		SW-846 8260C	10/17/18	10/18/18 9:52	LBD
1,2,4-Trichlorobenzene	ND	5.0	µg/L	1		SW-846 8260C	10/17/18	10/18/18 9:52	LBD
1,1,1-Trichloroethane	ND	0.50	µg/L	1		SW-846 8260C	10/17/18	10/18/18 9:52	LBD
1,1,2-Trichloroethane	ND	0.50	µg/L	1		SW-846 8260C	10/17/18	10/18/18 9:52	LBD
Trichloroethylene	ND	1.0	µg/L	1		SW-846 8260C	10/17/18	10/18/18 9:52	LBD
Trichlorofluoromethane (Freon 11)	ND	2.0	µg/L	1		SW-846 8260C	10/17/18	10/18/18 9:52	LBD
1,2,3-Trichloropropane	ND	0.50	µg/L	1		SW-846 8260C	10/17/18	10/18/18 9:52	LBD
1,1,2-Trichloro-1,2,2-trifluoroethane (Freon 113)	ND	0.50	µg/L	1		SW-846 8260C	10/17/18	10/18/18 9:52	LBD
1,2,4-Trimethylbenzene	ND	0.50	µg/L	1		SW-846 8260C	10/17/18	10/18/18 9:52	LBD
1,3,5-Trimethylbenzene	ND	0.50	µg/L	1		SW-846 8260C	10/17/18	10/18/18 9:52	LBD
Vinyl Chloride	ND	1.0	µg/L	1		SW-846 8260C	10/17/18	10/18/18 9:52	LBD
m+p Xylene	ND	2.0	µg/L	1		SW-846 8260C	10/17/18	10/18/18 9:52	LBD
o-Xylene	ND	1.0	µg/L	1		SW-846 8260C	10/17/18	10/18/18 9:52	LBD

Surrogates	% Recovery	Recovery Limits	Flag/Qual	
1,2-Dichloroethane-d4	96.5	70-130		10/18/18 9:52
Toluene-d8	95.7	70-130		10/18/18 9:52
4-Bromofluorobenzene	99.3	70-130		10/18/18 9:52

con-test® ANALYTICAL LABORATORY
39 Spruce Street * East Longmeadow, MA 01028 * FAX 413/525-6405 * TEL. 413/525-2332

Project Location: Wethersfield, CT | Sample Description: | Work Order: 18J0594

Date Received: 10/11/2018

Field Sample #: AP-4R | Sampled: 10/10/2018 09:33

Sample ID: 18J0594-02

Sample Matrix: Ground Water

Volatile Organic Compounds by GC/MS

Analyte	Results	RL	Units	Dilution	Flag/Qual	Method	Date Prepared	Date/Time Analyzed	Analyst
Acetone	ND	10	µg/L	1		SW-846 8260C	10/17/18	10/18/18 14:24	LBD
Acrylonitrile	ND	2.0	µg/L	1		SW-846 8260C	10/17/18	10/18/18 14:24	LBD
Benzene	ND	0.50	µg/L	1		SW-846 8260C	10/17/18	10/18/18 14:24	LBD
Bromobenzene	ND	0.50	µg/L	1		SW-846 8260C	10/17/18	10/18/18 14:24	LBD
Bromodichloromethane	ND	0.50	µg/L	1		SW-846 8260C	10/17/18	10/18/18 14:24	LBD
Bromoform	ND	0.50	µg/L	1		SW-846 8260C	10/17/18	10/18/18 14:24	LBD
Bromomethane	ND	1.0	µg/L	1		SW-846 8260C	10/17/18	10/18/18 14:24	LBD
2-Butanone (MEK)	ND	5.0	µg/L	1		SW-846 8260C	10/17/18	10/18/18 14:24	LBD
n-Butylbenzene	ND	1.0	µg/L	1		SW-846 8260C	10/17/18	10/18/18 14:24	LBD
sec-Butylbenzene	ND	1.0	µg/L	1		SW-846 8260C	10/17/18	10/18/18 14:24	LBD
tert-Butylbenzene	ND	1.0	µg/L	1		SW-846 8260C	10/17/18	10/18/18 14:24	LBD
Carbon Disulfide	ND	5.0	µg/L	1		SW-846 8260C	10/17/18	10/18/18 14:24	LBD
Carbon Tetrachloride	ND	0.50	µg/L	1		SW-846 8260C	10/17/18	10/18/18 14:24	LBD
Chlorobenzene	ND	0.50	µg/L	1		SW-846 8260C	10/17/18	10/18/18 14:24	LBD
Chlorodibromomethane	ND	0.50	µg/L	1		SW-846 8260C	10/17/18	10/18/18 14:24	LBD
Chloroethane	ND	2.0	µg/L	1		SW-846 8260C	10/17/18	10/18/18 14:24	LBD
Chloroform	ND	0.50	µg/L	1		SW-846 8260C	10/17/18	10/18/18 14:24	LBD
Chloromethane	ND	0.60	µg/L	1		SW-846 8260C	10/17/18	10/18/18 14:24	LBD
2-Chlorotoluene	ND	0.50	µg/L	1		SW-846 8260C	10/17/18	10/18/18 14:24	LBD
4-Chlorotoluene	ND	0.50	µg/L	1		SW-846 8260C	10/17/18	10/18/18 14:24	LBD
1,2-Dibromo-3-chloropropane (DBCP)	ND	5.0	µg/L	1		SW-846 8260C	10/17/18	10/18/18 14:24	LBD
1,2-Dibromoethane (EDB)	ND	0.50	µg/L	1		SW-846 8260C	10/17/18	10/18/18 14:24	LBD
Dibromomethane	ND	0.50	µg/L	1		SW-846 8260C	10/17/18	10/18/18 14:24	LBD
1,2-Dichlorobenzene	ND	0.50	µg/L	1		SW-846 8260C	10/17/18	10/18/18 14:24	LBD
1,3-Dichlorobenzene	ND	0.50	µg/L	1		SW-846 8260C	10/17/18	10/18/18 14:24	LBD
1,4-Dichlorobenzene	ND	0.50	µg/L	1		SW-846 8260C	10/17/18	10/18/18 14:24	LBD
trans-1,4-Dichloro-2-butene	ND	2.0	µg/L	1		SW-846 8260C	10/17/18	10/18/18 14:24	LBD
Dichlorodifluoromethane (Freon 12)	ND	0.50	µg/L	1		SW-846 8260C	10/17/18	10/18/18 14:24	LBD
1,1-Dichloroethane	ND	0.50	µg/L	1		SW-846 8260C	10/17/18	10/18/18 14:24	LBD
1,2-Dichloroethane	ND	0.50	µg/L	1		SW-846 8260C	10/17/18	10/18/18 14:24	LBD
1,1-Dichloroethylene	ND	0.50	µg/L	1		SW-846 8260C	10/17/18	10/18/18 14:24	LBD
cis-1,2-Dichloroethylene	ND	0.50	µg/L	1		SW-846 8260C	10/17/18	10/18/18 14:24	LBD
trans-1,2-Dichloroethylene	ND	1.0	µg/L	1		SW-846 8260C	10/17/18	10/18/18 14:24	LBD
1,2-Dichloropropane	ND	0.50	µg/L	1		SW-846 8260C	10/17/18	10/18/18 14:24	LBD
1,3-Dichloropropane	ND	0.50	µg/L	1		SW-846 8260C	10/17/18	10/18/18 14:24	LBD
2,2-Dichloropropane	ND	0.50	µg/L	1	L-03, V-05	SW-846 8260C	10/17/18	10/18/18 14:24	LBD
1,1-Dichloropropene	ND	0.50	µg/L	1		SW-846 8260C	10/17/18	10/18/18 14:24	LBD
cis-1,3-Dichloropropene	ND	0.50	µg/L	1		SW-846 8260C	10/17/18	10/18/18 14:24	LBD
trans-1,3-Dichloropropene	ND	0.50	µg/L	1		SW-846 8260C	10/17/18	10/18/18 14:24	LBD
Ethylbenzene	ND	0.50	µg/L	1		SW-846 8260C	10/17/18	10/18/18 14:24	LBD
Hexachlorobutadiene	ND	1.0	µg/L	1		SW-846 8260C	10/17/18	10/18/18 14:24	LBD
2-Hexanone (MBK)	ND	5.0	µg/L	1		SW-846 8260C	10/17/18	10/18/18 14:24	LBD
Isopropylbenzene (Cumene)	ND	0.50	µg/L	1		SW-846 8260C	10/17/18	10/18/18 14:24	LBD
p-Isopropyltoluene (p-Cymene)	ND	0.50	µg/L	1		SW-846 8260C	10/17/18	10/18/18 14:24	LBD

con-test® ANALYTICAL LABORATORY
39 Spruce Street * East Longmeadow, MA 01028 * FAX 413/525-6405 * TEL. 413/525-2332

Project Location: Wethersfield, CT | Sample Description: | Work Order: 18J0594

Date Received: 10/11/2018

Field Sample #: AP-4R | Sampled: 10/10/2018 09:33

Sample ID: 18J0594-02

Sample Matrix: Ground Water

Volatile Organic Compounds by GC/MS

Analyte	Results	RL	Units	Dilution	Flag/Qual	Method	Date Prepared	Date/Time Analyzed	Analyst
Methyl tert-Butyl Ether (MTBE)	ND	0.50	µg/L	1		SW-846 8260C	10/17/18	10/18/18 14:24	LBD
Methylene Chloride	ND	5.0	µg/L	1		SW-846 8260C	10/17/18	10/18/18 14:24	LBD
4-Methyl-2-pentanone (MIBK)	ND	5.0	µg/L	1		SW-846 8260C	10/17/18	10/18/18 14:24	LBD
Naphthalene	ND	2.0	µg/L	1		SW-846 8260C	10/17/18	10/18/18 14:24	LBD
n-Propylbenzene	ND	1.0	µg/L	1		SW-846 8260C	10/17/18	10/18/18 14:24	LBD
Styrene	ND	1.0	µg/L	1		SW-846 8260C	10/17/18	10/18/18 14:24	LBD
1,1,1,2-Tetrachloroethane	ND	0.50	µg/L	1		SW-846 8260C	10/17/18	10/18/18 14:24	LBD
1,1,2,2-Tetrachloroethane	ND	0.50	µg/L	1		SW-846 8260C	10/17/18	10/18/18 14:24	LBD
Tetrachloroethylene	ND	1.0	µg/L	1		SW-846 8260C	10/17/18	10/18/18 14:24	LBD
Tetrahydrofuran	ND	10	µg/L	1		SW-846 8260C	10/17/18	10/18/18 14:24	LBD
Toluene	ND	1.0	µg/L	1		SW-846 8260C	10/17/18	10/18/18 14:24	LBD
1,2,3-Trichlorobenzene	ND	5.0	µg/L	1		SW-846 8260C	10/17/18	10/18/18 14:24	LBD
1,2,4-Trichlorobenzene	ND	5.0	µg/L	1		SW-846 8260C	10/17/18	10/18/18 14:24	LBD
1,1,1-Trichloroethane	ND	0.50	µg/L	1		SW-846 8260C	10/17/18	10/18/18 14:24	LBD
1,1,2-Trichloroethane	ND	0.50	µg/L	1		SW-846 8260C	10/17/18	10/18/18 14:24	LBD
Trichloroethylene	ND	1.0	µg/L	1		SW-846 8260C	10/17/18	10/18/18 14:24	LBD
Trichlorofluoromethane (Freon 11)	ND	2.0	µg/L	1		SW-846 8260C	10/17/18	10/18/18 14:24	LBD
1,2,3-Trichloropropane	ND	0.50	µg/L	1		SW-846 8260C	10/17/18	10/18/18 14:24	LBD
1,1,2-Trichloro-1,2,2-trifluoroethane (Freon 113)	ND	0.50	µg/L	1		SW-846 8260C	10/17/18	10/18/18 14:24	LBD
1,2,4-Trimethylbenzene	ND	0.50	µg/L	1		SW-846 8260C	10/17/18	10/18/18 14:24	LBD
1,3,5-Trimethylbenzene	ND	0.50	µg/L	1		SW-846 8260C	10/17/18	10/18/18 14:24	LBD
Vinyl Chloride	ND	1.0	µg/L	1		SW-846 8260C	10/17/18	10/18/18 14:24	LBD
m+p Xylene	ND	2.0	µg/L	1		SW-846 8260C	10/17/18	10/18/18 14:24	LBD
o-Xylene	ND	1.0	µg/L	1		SW-846 8260C	10/17/18	10/18/18 14:24	LBD

Surrogates	% Recovery	Recovery Limits	Flag/Qual	
1,2-Dichloroethane-d4	97.7	70-130		10/18/18 14:24
Toluene-d8	97.8	70-130		10/18/18 14:24
4-Bromofluorobenzene	104	70-130		10/18/18 14:24

con-test® ANALYTICAL LABORATORY
39 Spruce Street * East Longmeadow, MA 01028 * FAX 413/525-6405 * TEL. 413/525-2332

Project Location: Wethersfield, CT | Sample Description: | Work Order: 18J0594

Date Received: 10/11/2018

Field Sample #: AP-4R | Sampled: 10/10/2018 09:33

Sample ID: 18J0594-02

Sample Matrix: Ground Water

Semivolatile Organic Compounds by GC/MS

Analyte	Results	RL	Units	Dilution	Flag/Qual	Method	Date Prepared	Date/Time Analyzed	Analyst
Acenaphthene (SIM)	ND	0.29	µg/L	1		SW-846 8270D	10/16/18	10/17/18 18:46	IMR
Acenaphthylene (SIM)	ND	0.19	µg/L	1		SW-846 8270D	10/16/18	10/17/18 18:46	IMR
Aniline	ND	4.8	µg/L	1	V-34	SW-846 8270D	10/16/18	10/17/18 23:52	CDT
Anthracene (SIM)	ND	0.19	µg/L	1		SW-846 8270D	10/16/18	10/17/18 18:46	IMR
Benzo(a)anthracene (SIM)	ND	0.048	µg/L	1		SW-846 8270D	10/16/18	10/17/18 18:46	IMR
Benzo(a)pyrene (SIM)	ND	0.096	µg/L	1		SW-846 8270D	10/16/18	10/17/18 18:46	IMR
Benzo(b)fluoranthene (SIM)	ND	0.048	µg/L	1		SW-846 8270D	10/16/18	10/17/18 18:46	IMR
Benzo(g,h,i)perylene (SIM)	ND	0.48	µg/L	1		SW-846 8270D	10/16/18	10/17/18 18:46	IMR
Benzo(k)fluoranthene (SIM)	ND	0.19	µg/L	1		SW-846 8270D	10/16/18	10/17/18 18:46	IMR
Bis(2-chloroethoxy)methane	ND	9.6	µg/L	1		SW-846 8270D	10/16/18	10/17/18 23:52	CDT
Bis(2-chloroethyl)ether	ND	9.6	µg/L	1		SW-846 8270D	10/16/18	10/17/18 23:52	CDT
Bis(2-chloroisopropyl)ether	ND	9.6	µg/L	1		SW-846 8270D	10/16/18	10/17/18 23:52	CDT
Bis(2-Ethylhexyl)phthalate	ND	9.6	µg/L	1		SW-846 8270D	10/16/18	10/17/18 23:52	CDT
4-Bromophenylphenylether	ND	9.6	µg/L	1		SW-846 8270D	10/16/18	10/17/18 23:52	CDT
Butylbenzylphthalate	ND	9.6	µg/L	1		SW-846 8270D	10/16/18	10/17/18 23:52	CDT
Carbazole	ND	9.6	µg/L	1		SW-846 8270D	10/16/18	10/17/18 23:52	CDT
4-Chloroaniline	ND	9.6	µg/L	1	V-34	SW-846 8270D	10/16/18	10/17/18 23:52	CDT
4-Chloro-3-methylphenol	ND	9.6	µg/L	1		SW-846 8270D	10/16/18	10/17/18 23:52	CDT
2-Chloronaphthalene	ND	9.6	µg/L	1		SW-846 8270D	10/16/18	10/17/18 23:52	CDT
2-Chlorophenol	ND	9.6	µg/L	1		SW-846 8270D	10/16/18	10/17/18 23:52	CDT
4-Chlorophenylphenylether	ND	9.6	µg/L	1		SW-846 8270D	10/16/18	10/17/18 23:52	CDT
Chrysene (SIM)	ND	0.19	µg/L	1		SW-846 8270D	10/16/18	10/17/18 18:46	IMR
Dibenz(a,h)anthracene (SIM)	ND	0.096	µg/L	1		SW-846 8270D	10/16/18	10/17/18 18:46	IMR
Dibenzofuran	ND	4.8	µg/L	1		SW-846 8270D	10/16/18	10/17/18 23:52	CDT
Di-n-butylphthalate	ND	9.6	µg/L	1		SW-846 8270D	10/16/18	10/17/18 23:52	CDT
3,3-Dichlorobenzidine	ND	9.6	µg/L	1	V-34	SW-846 8270D	10/16/18	10/17/18 23:52	CDT
2,4-Dichlorophenol	ND	9.6	µg/L	1		SW-846 8270D	10/16/18	10/17/18 23:52	CDT
Diethylphthalate	ND	9.6	µg/L	1		SW-846 8270D	10/16/18	10/17/18 23:52	CDT
2,4-Dimethylphenol	ND	9.6	µg/L	1		SW-846 8270D	10/16/18	10/17/18 23:52	CDT
Dimethylphthalate	ND	9.6	µg/L	1		SW-846 8270D	10/16/18	10/17/18 23:52	CDT
4,6-Dinitro-2-methylphenol	ND	9.6	µg/L	1	R-05	SW-846 8270D	10/16/18	10/17/18 23:52	CDT
2,4-Dinitrophenol	ND	9.6	µg/L	1	V-19	SW-846 8270D	10/16/18	10/17/18 23:52	CDT
2,4-Dinitrotoluene	ND	9.6	µg/L	1		SW-846 8270D	10/16/18	10/17/18 23:52	CDT
2,6-Dinitrotoluene	ND	9.6	µg/L	1		SW-846 8270D	10/16/18	10/17/18 23:52	CDT
Di-n-octylphthalate	ND	9.6	µg/L	1		SW-846 8270D	10/16/18	10/17/18 23:52	CDT
Fluoranthene (SIM)	ND	0.48	µg/L	1		SW-846 8270D	10/16/18	10/17/18 18:46	IMR
Fluorene (SIM)	ND	0.96	µg/L	1		SW-846 8270D	10/16/18	10/17/18 18:46	IMR
Hexachlorobenzene	ND	9.6	µg/L	1		SW-846 8270D	10/16/18	10/17/18 23:52	CDT
Hexachlorobutadiene	ND	9.6	µg/L	1		SW-846 8270D	10/16/18	10/17/18 23:52	CDT
Hexachlorocyclopentadiene	ND	9.6	µg/L	1		SW-846 8270D	10/16/18	10/17/18 23:52	CDT
Hexachloroethane	ND	9.6	µg/L	1		SW-846 8270D	10/16/18	10/17/18 23:52	CDT
Indeno(1,2,3-cd)pyrene (SIM)	ND	0.096	µg/L	1		SW-846 8270D	10/16/18	10/17/18 18:46	IMR
Isophorone	ND	9.6	µg/L	1		SW-846 8270D	10/16/18	10/17/18 23:52	CDT
2-Methylnaphthalene (SIM)	ND	0.96	µg/L	1		SW-846 8270D	10/16/18	10/17/18 18:46	IMR

con-test® ANALYTICAL LABORATORY
39 Spruce Street * East Longmeadow, MA 01028 * FAX 413/525-6405 * TEL. 413/525-2332

Project Location: Wethersfield, CT | Sample Description: | Work Order: 18J0594

Date Received: 10/11/2018

Field Sample #: AP-4R | Sampled: 10/10/2018 09:33

Sample ID: 18J0594-02

Sample Matrix: Ground Water

Semivolatile Organic Compounds by GC/MS

Analyte	Results	RL	Units	Dilution	Flag/Qual	Method	Date Prepared	Date/Time Analyzed	Analyst
2-Methylphenol	ND	9.6	µg/L	1		SW-846 8270D	10/16/18	10/17/18 23:52	CDT
3/4-Methylphenol	ND	9.6	µg/L	1		SW-846 8270D	10/16/18	10/17/18 23:52	CDT
Naphthalene (SIM)	ND	0.96	µg/L	1		SW-846 8270D	10/16/18	10/17/18 18:46	IMR
2-Nitroaniline	ND	9.6	µg/L	1		SW-846 8270D	10/16/18	10/17/18 23:52	CDT
3-Nitroaniline	ND	9.6	µg/L	1	V-34	SW-846 8270D	10/16/18	10/17/18 23:52	CDT
4-Nitroaniline	ND	9.6	µg/L	1		SW-846 8270D	10/16/18	10/17/18 23:52	CDT
Nitrobenzene	ND	9.6	µg/L	1		SW-846 8270D	10/16/18	10/17/18 23:52	CDT
2-Nitrophenol	ND	9.6	µg/L	1		SW-846 8270D	10/16/18	10/17/18 23:52	CDT
4-Nitrophenol	ND	9.6	µg/L	1		SW-846 8270D	10/16/18	10/17/18 23:52	CDT
N-Nitrosodiphenylamine	ND	9.6	µg/L	1		SW-846 8270D	10/16/18	10/17/18 23:52	CDT
N-Nitrosodi-n-propylamine	ND	9.6	µg/L	1		SW-846 8270D	10/16/18	10/17/18 23:52	CDT
Pentachloronitrobenzene	ND	9.6	µg/L	1	V-16	SW-846 8270D	10/16/18	10/17/18 23:52	CDT
Pentachlorophenol	ND	9.6	µg/L	1		SW-846 8270D	10/16/18	10/17/18 23:52	CDT
Phenanthrene (SIM)	ND	0.048	µg/L	1		SW-846 8270D	10/16/18	10/17/18 18:46	IMR
Phenol	ND	9.6	µg/L	1		SW-846 8270D	10/16/18	10/17/18 23:52	CDT
Pyrene (SIM)	ND	0.96	µg/L	1		SW-846 8270D	10/16/18	10/17/18 18:46	IMR
Pyridine	ND	4.8	µg/L	1		SW-846 8270D	10/16/18	10/17/18 23:52	CDT
1,2,4,5-Tetrachlorobenzene	ND	9.6	µg/L	1		SW-846 8270D	10/16/18	10/17/18 23:52	CDT
1,2,4-Trichlorobenzene	ND	4.8	µg/L	1		SW-846 8270D	10/16/18	10/17/18 23:52	CDT
2,4,5-Trichlorophenol	ND	9.6	µg/L	1		SW-846 8270D	10/16/18	10/17/18 23:52	CDT
2,4,6-Trichlorophenol	ND	9.6	µg/L	1		SW-846 8270D	10/16/18	10/17/18 23:52	CDT

Surrogates	% Recovery	Recovery Limits	Flag/Qual	
2-Fluorophenol	55.3	15-110		10/17/18 23:52
Phenol-d6	38.4	15-110		10/17/18 23:52
Nitrobenzene-d5	85.6	30-130		10/17/18 23:52
Nitrobenzene-d5	68.7	30-130		10/17/18 18:46
2-Fluorobiphenyl	74.5	30-130		10/17/18 23:52
2-Fluorobiphenyl	68.6	30-130		10/17/18 18:46
2,4,6-Tribromophenol	81.1	15-110		10/17/18 23:52
p-Terphenyl-d14	81.7	30-130		10/17/18 23:52
p-Terphenyl-d14	64.1	30-130		10/17/18 18:46

con-test® ANALYTICAL LABORATORY
39 Spruce Street * East Longmeadow, MA 01028 * FAX 413/525-6405 * TEL. 413/525-2332

Project Location: Wethersfield, CT | Sample Description: | Work Order: 18J0594

Date Received: 10/11/2018

Field Sample #: AP-4R | Sampled: 10/10/2018 09:33

Sample ID: 18J0594-02

Sample Matrix: Ground Water

Sample Flags: H-06

Petroleum Hydrocarbons Analyses

Analyte	Results	RL	Units	Dilution	Flag/Qual	Method	Date Prepared	Date/Time Analyzed	Analyst
CT ETPH	0.27	0.075	mg/L	1		CTDEP ETPH	10/18/18	10/19/18 16:42	RMW
CT ETPH	0.20	0.071	mg/L	1	L-04	CTDEP ETPH	10/17/18	10/18/18 22:42	RMW

Surrogates	% Recovery	Recovery Limits	Flag/Qual	
2-Fluorobiphenyl	79.1	50-150		10/19/18 16:42
2-Fluorobiphenyl	66.7	50-150		10/18/18 22:42

con-test® ANALYTICAL LABORATORY
39 Spruce Street * East Longmeadow, MA 01028 * FAX 413/525-6405 * TEL. 413/525-2332

Project Location: Wethersfield, CT | Sample Description: | Work Order: 18J0594

Date Received: 10/11/2018

Field Sample #: AP-4R | Sampled: 10/10/2018 09:33

Sample ID: 18J0594-02

Sample Matrix: Ground Water

Metals Analyses (Total)

Analyte	Results	RL	Units	Dilution	Flag/Qual	Method	Date Prepared	Date/Time Analyzed	Analyst
Antimony	ND	5.0	µg/L	5		SW-846 6020B	10/15/18	10/16/18 17:18	MJH
Arsenic	ND	2.0	µg/L	5		SW-846 6020B	10/15/18	10/16/18 17:18	MJH
Barium	95	50	µg/L	5		SW-846 6020B	10/15/18	10/16/18 17:18	MJH
Beryllium	ND	2.0	µg/L	5		SW-846 6020B	10/15/18	10/17/18 14:57	MJH
Cadmium	ND	2.5	µg/L	5		SW-846 6020B	10/15/18	10/16/18 17:18	MJH
Chromium	ND	5.0	µg/L	5		SW-846 6020B	10/15/18	10/16/18 17:18	MJH
Copper	ND	25	µg/L	5		SW-846 6020B	10/15/18	10/16/18 17:18	MJH
Lead	ND	5.0	µg/L	5		SW-846 6020B	10/15/18	10/16/18 17:18	MJH
Mercury	ND	0.00010	mg/L	1		SW-846 7470A	10/18/18	10/19/18 11:52	EJB
Nickel	ND	25	µg/L	5		SW-846 6020B	10/15/18	10/16/18 17:18	MJH
Selenium	ND	25	µg/L	5		SW-846 6020B	10/15/18	10/16/18 17:18	MJH
Silver	ND	2.5	µg/L	5		SW-846 6020B	10/15/18	10/16/18 17:18	MJH
Thallium	ND	1.0	µg/L	5		SW-846 6020B	10/15/18	10/16/18 17:18	MJH
Vanadium	ND	25	µg/L	5		SW-846 6020B	10/15/18	10/16/18 17:18	MJH
Zinc	ND	50	µg/L	5		SW-846 6020B	10/15/18	10/16/18 17:18	MJH

con-test® ANALYTICAL LABORATORY
39 Spruce Street * East Longmeadow, MA 01028 * FAX 413/525-6405 * TEL. 413/525-2332

Project Location: Wethersfield, CT | Sample Description: | Work Order: 18J0594

Date Received: 10/11/2018

Field Sample #: AP-4R | Sampled: 10/10/2018 09:33

Sample ID: 18J0594-02

Sample Matrix: Ground Water

Conventional Chemistry Parameters by EPA/APHA/SW-846 Methods (Total)

Analyte	Results	RL	Units	Dilution	Flag/Qual	Method	Date Prepared	Date/Time Analyzed	Analyst
Alkalinity	500	1.0	mg/L	1	SM-01	SM21-22 2320B	10/17/18	10/17/18 22:15	DJM
pH @20.5°C	7.4		pH Units	1	H-05	SM21-22 4500 H B	10/12/18	10/12/18 7:35	MMH

con-test® ANALYTICAL LABORATORY
39 Spruce Street * East Longmeadow, MA 01028 * FAX 413/525-6405 * TEL. 413/525-2332

Project Location: Wethersfield, CT | Sample Description: | Work Order: 18J0594

Date Received: 10/11/2018

Field Sample #: AP-4R | Sampled: 10/10/2018 09:33

Sample ID: 18J0594-02

Sample Matrix: Ground Water

Miscellaneous Inorganic Analyses

Analyte	Results	RL	Units	Dilution	Flag/Qual	Method	Date Prepared	Date/Time Analyzed	Analyst
Carbon Dioxide	441		mg/L	1		SM 4500 CO2 C	10/18/18	10/18/18 14:50	LL

con-test® ANALYTICAL LABORATORY
39 Spruce Street * East Longmeadow, MA 01028 * FAX 413/525-6405 * TEL. 413/525-2332

Project Location: Wethersfield, CT | Sample Description: | Work Order: 18J0594

Date Received: 10/11/2018

Field Sample #: AP-9R | Sampled: 10/10/2018 10:45

Sample ID: 18J0594-03

Sample Matrix: Ground Water

Volatile Organic Compounds by GC/MS

Analyte	Results	RL	Units	Dilution	Flag/Qual	Method	Date Prepared	Date/Time Analyzed	Analyst
Acetone	ND	10	µg/L	1		SW-846 8260C	10/17/18	10/18/18 14:55	LBD
Acrylonitrile	ND	2.0	µg/L	1		SW-846 8260C	10/17/18	10/18/18 14:55	LBD
Benzene	ND	0.50	µg/L	1		SW-846 8260C	10/17/18	10/18/18 14:55	LBD
Bromobenzene	ND	0.50	µg/L	1		SW-846 8260C	10/17/18	10/18/18 14:55	LBD
Bromodichloromethane	ND	0.50	µg/L	1		SW-846 8260C	10/17/18	10/18/18 14:55	LBD
Bromoform	ND	0.50	µg/L	1		SW-846 8260C	10/17/18	10/18/18 14:55	LBD
Bromomethane	ND	1.0	µg/L	1		SW-846 8260C	10/17/18	10/18/18 14:55	LBD
2-Butanone (MEK)	ND	5.0	µg/L	1		SW-846 8260C	10/17/18	10/18/18 14:55	LBD
n-Butylbenzene	ND	1.0	µg/L	1		SW-846 8260C	10/17/18	10/18/18 14:55	LBD
sec-Butylbenzene	ND	1.0	µg/L	1		SW-846 8260C	10/17/18	10/18/18 14:55	LBD
tert-Butylbenzene	ND	1.0	µg/L	1		SW-846 8260C	10/17/18	10/18/18 14:55	LBD
Carbon Disulfide	ND	5.0	µg/L	1		SW-846 8260C	10/17/18	10/18/18 14:55	LBD
Carbon Tetrachloride	ND	0.50	µg/L	1		SW-846 8260C	10/17/18	10/18/18 14:55	LBD
Chlorobenzene	ND	0.50	µg/L	1		SW-846 8260C	10/17/18	10/18/18 14:55	LBD
Chlorodibromomethane	ND	0.50	µg/L	1		SW-846 8260C	10/17/18	10/18/18 14:55	LBD
Chloroethane	ND	2.0	µg/L	1		SW-846 8260C	10/17/18	10/18/18 14:55	LBD
Chloroform	ND	0.50	µg/L	1		SW-846 8260C	10/17/18	10/18/18 14:55	LBD
Chloromethane	ND	0.60	µg/L	1		SW-846 8260C	10/17/18	10/18/18 14:55	LBD
2-Chlorotoluene	ND	0.50	µg/L	1		SW-846 8260C	10/17/18	10/18/18 14:55	LBD
4-Chlorotoluene	ND	0.50	µg/L	1		SW-846 8260C	10/17/18	10/18/18 14:55	LBD
1,2-Dibromo-3-chloropropane (DBCP)	ND	5.0	µg/L	1		SW-846 8260C	10/17/18	10/18/18 14:55	LBD
1,2-Dibromoethane (EDB)	ND	0.50	µg/L	1		SW-846 8260C	10/17/18	10/18/18 14:55	LBD
Dibromomethane	ND	0.50	µg/L	1		SW-846 8260C	10/17/18	10/18/18 14:55	LBD
1,2-Dichlorobenzene	ND	0.50	µg/L	1		SW-846 8260C	10/17/18	10/18/18 14:55	LBD
1,3-Dichlorobenzene	ND	0.50	µg/L	1		SW-846 8260C	10/17/18	10/18/18 14:55	LBD
1,4-Dichlorobenzene	ND	0.50	µg/L	1		SW-846 8260C	10/17/18	10/18/18 14:55	LBD
trans-1,4-Dichloro-2-butene	ND	2.0	µg/L	1		SW-846 8260C	10/17/18	10/18/18 14:55	LBD
Dichlorodifluoromethane (Freon 12)	ND	0.50	µg/L	1		SW-846 8260C	10/17/18	10/18/18 14:55	LBD
1,1-Dichloroethane	ND	0.50	µg/L	1		SW-846 8260C	10/17/18	10/18/18 14:55	LBD
1,2-Dichloroethane	ND	0.50	µg/L	1		SW-846 8260C	10/17/18	10/18/18 14:55	LBD
1,1-Dichloroethylene	ND	0.50	µg/L	1		SW-846 8260C	10/17/18	10/18/18 14:55	LBD
cis-1,2-Dichloroethylene	ND	0.50	µg/L	1		SW-846 8260C	10/17/18	10/18/18 14:55	LBD
trans-1,2-Dichloroethylene	ND	1.0	µg/L	1		SW-846 8260C	10/17/18	10/18/18 14:55	LBD
1,2-Dichloropropane	ND	0.50	µg/L	1		SW-846 8260C	10/17/18	10/18/18 14:55	LBD
1,3-Dichloropropane	ND	0.50	µg/L	1		SW-846 8260C	10/17/18	10/18/18 14:55	LBD
2,2-Dichloropropane	ND	0.50	µg/L	1	L-03, V-05	SW-846 8260C	10/17/18	10/18/18 14:55	LBD
1,1-Dichloropropene	ND	0.50	µg/L	1		SW-846 8260C	10/17/18	10/18/18 14:55	LBD
cis-1,3-Dichloropropene	ND	0.50	µg/L	1		SW-846 8260C	10/17/18	10/18/18 14:55	LBD
trans-1,3-Dichloropropene	ND	0.50	µg/L	1		SW-846 8260C	10/17/18	10/18/18 14:55	LBD
Ethylbenzene	ND	0.50	µg/L	1		SW-846 8260C	10/17/18	10/18/18 14:55	LBD
Hexachlorobutadiene	ND	1.0	µg/L	1		SW-846 8260C	10/17/18	10/18/18 14:55	LBD
2-Hexanone (MBK)	ND	5.0	µg/L	1		SW-846 8260C	10/17/18	10/18/18 14:55	LBD
Isopropylbenzene (Cumene)	ND	0.50	µg/L	1		SW-846 8260C	10/17/18	10/18/18 14:55	LBD
p-Isopropyltoluene (p-Cymene)	ND	0.50	µg/L	1		SW-846 8260C	10/17/18	10/18/18 14:55	LBD

con-test® ANALYTICAL LABORATORY
39 Spruce Street * East Longmeadow, MA 01028 * FAX 413/525-6405 * TEL. 413/525-2332

Project Location: Wethersfield, CT | Sample Description: | Work Order: 18J0594

Date Received: 10/11/2018

Field Sample #: AP-9R | Sampled: 10/10/2018 10:45

Sample ID: 18J0594-03

Sample Matrix: Ground Water

Volatile Organic Compounds by GC/MS

Analyte	Results	RL	Units	Dilution	Flag/Qual	Method	Date Prepared	Date/Time Analyzed	Analyst
Methyl tert-Butyl Ether (MTBE)	ND	0.50	µg/L	1		SW-846 8260C	10/17/18	10/18/18 14:55	LBD
Methylene Chloride	ND	5.0	µg/L	1		SW-846 8260C	10/17/18	10/18/18 14:55	LBD
4-Methyl-2-pentanone (MIBK)	ND	5.0	µg/L	1		SW-846 8260C	10/17/18	10/18/18 14:55	LBD
Naphthalene	ND	2.0	µg/L	1		SW-846 8260C	10/17/18	10/18/18 14:55	LBD
n-Propylbenzene	ND	1.0	µg/L	1		SW-846 8260C	10/17/18	10/18/18 14:55	LBD
Styrene	ND	1.0	µg/L	1		SW-846 8260C	10/17/18	10/18/18 14:55	LBD
1,1,1,2-Tetrachloroethane	ND	0.50	µg/L	1		SW-846 8260C	10/17/18	10/18/18 14:55	LBD
1,1,2,2-Tetrachloroethane	ND	0.50	µg/L	1		SW-846 8260C	10/17/18	10/18/18 14:55	LBD
Tetrachloroethylene	ND	1.0	µg/L	1		SW-846 8260C	10/17/18	10/18/18 14:55	LBD
Tetrahydrofuran	ND	10	µg/L	1		SW-846 8260C	10/17/18	10/18/18 14:55	LBD
Toluene	ND	1.0	µg/L	1		SW-846 8260C	10/17/18	10/18/18 14:55	LBD
1,2,3-Trichlorobenzene	ND	5.0	µg/L	1		SW-846 8260C	10/17/18	10/18/18 14:55	LBD
1,2,4-Trichlorobenzene	ND	5.0	µg/L	1		SW-846 8260C	10/17/18	10/18/18 14:55	LBD
1,1,1-Trichloroethane	ND	0.50	µg/L	1		SW-846 8260C	10/17/18	10/18/18 14:55	LBD
1,1,2-Trichloroethane	ND	0.50	µg/L	1		SW-846 8260C	10/17/18	10/18/18 14:55	LBD
Trichloroethylene	ND	1.0	µg/L	1		SW-846 8260C	10/17/18	10/18/18 14:55	LBD
Trichlorofluoromethane (Freon 11)	ND	2.0	µg/L	1		SW-846 8260C	10/17/18	10/18/18 14:55	LBD
1,2,3-Trichloropropane	ND	0.50	µg/L	1		SW-846 8260C	10/17/18	10/18/18 14:55	LBD
1,1,2-Trichloro-1,2,2-trifluoroethane (Freon 113)	ND	0.50	µg/L	1		SW-846 8260C	10/17/18	10/18/18 14:55	LBD
1,2,4-Trimethylbenzene	ND	0.50	µg/L	1		SW-846 8260C	10/17/18	10/18/18 14:55	LBD
1,3,5-Trimethylbenzene	ND	0.50	µg/L	1		SW-846 8260C	10/17/18	10/18/18 14:55	LBD
Vinyl Chloride	ND	1.0	µg/L	1		SW-846 8260C	10/17/18	10/18/18 14:55	LBD
m+p Xylene	ND	2.0	µg/L	1		SW-846 8260C	10/17/18	10/18/18 14:55	LBD
o-Xylene	ND	1.0	µg/L	1		SW-846 8260C	10/17/18	10/18/18 14:55	LBD

Surrogates	% Recovery	Recovery Limits	Flag/Qual	
1,2-Dichloroethane-d4	98.7	70-130		10/18/18 14:55
Toluene-d8	97.8	70-130		10/18/18 14:55
4-Bromofluorobenzene	101	70-130		10/18/18 14:55

con-test® ANALYTICAL LABORATORY
39 Spruce Street * East Longmeadow, MA 01028 * FAX 413/525-6405 * TEL. 413/525-2332

Project Location: Wethersfield, CT | Sample Description: | Work Order: 18J0594

Date Received: 10/11/2018

Field Sample #: AP-9R | Sampled: 10/10/2018 10:45

Sample ID: 18J0594-03

Sample Matrix: Ground Water

Semivolatile Organic Compounds by GC/MS

Analyte	Results	RL	Units	Dilution	Flag/Qual	Method	Date Prepared	Date/Time Analyzed	Analyst
Acenaphthene (SIM)	ND	0.31	µg/L	1		SW-846 8270D	10/16/18	10/17/18 19:14	IMR
Acenaphthylene (SIM)	ND	0.20	µg/L	1		SW-846 8270D	10/16/18	10/17/18 19:14	IMR
Aniline	ND	5.1	µg/L	1	V-34	SW-846 8270D	10/16/18	10/18/18 0:19	CDT
Anthracene (SIM)	ND	0.20	µg/L	1		SW-846 8270D	10/16/18	10/17/18 19:14	IMR
Benzo(a)anthracene (SIM)	ND	0.051	µg/L	1		SW-846 8270D	10/16/18	10/17/18 19:14	IMR
Benzo(a)pyrene (SIM)	ND	0.10	µg/L	1		SW-846 8270D	10/16/18	10/17/18 19:14	IMR
Benzo(b)fluoranthene (SIM)	ND	0.051	µg/L	1		SW-846 8270D	10/16/18	10/17/18 19:14	IMR
Benzo(g,h,i)perylene (SIM)	ND	0.51	µg/L	1		SW-846 8270D	10/16/18	10/17/18 19:14	IMR
Benzo(k)fluoranthene (SIM)	ND	0.20	µg/L	1		SW-846 8270D	10/16/18	10/17/18 19:14	IMR
Bis(2-chloroethoxy)methane	ND	10	µg/L	1		SW-846 8270D	10/16/18	10/18/18 0:19	CDT
Bis(2-chloroethyl)ether	ND	10	µg/L	1		SW-846 8270D	10/16/18	10/18/18 0:19	CDT
Bis(2-chloroisopropyl)ether	ND	10	µg/L	1		SW-846 8270D	10/16/18	10/18/18 0:19	CDT
Bis(2-Ethylhexyl)phthalate	ND	10	µg/L	1		SW-846 8270D	10/16/18	10/18/18 0:19	CDT
4-Bromophenylphenylether	ND	10	µg/L	1		SW-846 8270D	10/16/18	10/18/18 0:19	CDT
Butylbenzylphthalate	ND	10	µg/L	1		SW-846 8270D	10/16/18	10/18/18 0:19	CDT
Carbazole	ND	10	µg/L	1		SW-846 8270D	10/16/18	10/18/18 0:19	CDT
4-Chloroaniline	ND	10	µg/L	1	V-34	SW-846 8270D	10/16/18	10/18/18 0:19	CDT
4-Chloro-3-methylphenol	ND	10	µg/L	1		SW-846 8270D	10/16/18	10/18/18 0:19	CDT
2-Chloronaphthalene	ND	10	µg/L	1		SW-846 8270D	10/16/18	10/18/18 0:19	CDT
2-Chlorophenol	ND	10	µg/L	1		SW-846 8270D	10/16/18	10/18/18 0:19	CDT
4-Chlorophenylphenylether	ND	10	µg/L	1		SW-846 8270D	10/16/18	10/18/18 0:19	CDT
Chrysene (SIM)	ND	0.20	µg/L	1		SW-846 8270D	10/16/18	10/17/18 19:14	IMR
Dibenz(a,h)anthracene (SIM)	ND	0.10	µg/L	1		SW-846 8270D	10/16/18	10/17/18 19:14	IMR
Dibenzofuran	ND	5.1	µg/L	1		SW-846 8270D	10/16/18	10/18/18 0:19	CDT
Di-n-butylphthalate	ND	10	µg/L	1		SW-846 8270D	10/16/18	10/18/18 0:19	CDT
3,3-Dichlorobenzidine	ND	10	µg/L	1	V-34	SW-846 8270D	10/16/18	10/18/18 0:19	CDT
2,4-Dichlorophenol	ND	10	µg/L	1		SW-846 8270D	10/16/18	10/18/18 0:19	CDT
Diethylphthalate	ND	10	µg/L	1		SW-846 8270D	10/16/18	10/18/18 0:19	CDT
2,4-Dimethylphenol	ND	10	µg/L	1		SW-846 8270D	10/16/18	10/18/18 0:19	CDT
Dimethylphthalate	ND	10	µg/L	1		SW-846 8270D	10/16/18	10/18/18 0:19	CDT
4,6-Dinitro-2-methylphenol	ND	10	µg/L	1	R-05	SW-846 8270D	10/16/18	10/18/18 0:19	CDT
2,4-Dinitrophenol	ND	10	µg/L	1	V-19	SW-846 8270D	10/16/18	10/18/18 0:19	CDT
2,4-Dinitrotoluene	ND	10	µg/L	1		SW-846 8270D	10/16/18	10/18/18 0:19	CDT
2,6-Dinitrotoluene	ND	10	µg/L	1		SW-846 8270D	10/16/18	10/18/18 0:19	CDT
Di-n-octylphthalate	ND	10	µg/L	1		SW-846 8270D	10/16/18	10/18/18 0:19	CDT
Fluoranthene (SIM)	ND	0.51	µg/L	1		SW-846 8270D	10/16/18	10/17/18 19:14	IMR
Fluorene (SIM)	ND	1.0	µg/L	1		SW-846 8270D	10/16/18	10/17/18 19:14	IMR
Hexachlorobenzene	ND	10	µg/L	1		SW-846 8270D	10/16/18	10/18/18 0:19	CDT
Hexachlorobutadiene	ND	10	µg/L	1		SW-846 8270D	10/16/18	10/18/18 0:19	CDT
Hexachlorocyclopentadiene	ND	10	µg/L	1		SW-846 8270D	10/16/18	10/18/18 0:19	CDT
Hexachloroethane	ND	10	µg/L	1		SW-846 8270D	10/16/18	10/18/18 0:19	CDT
Indeno(1,2,3-cd)pyrene (SIM)	ND	0.10	µg/L	1		SW-846 8270D	10/16/18	10/17/18 19:14	IMR
Isophorone	ND	10	µg/L	1		SW-846 8270D	10/16/18	10/18/18 0:19	CDT
2-Methylnaphthalene (SIM)	ND	1.0	µg/L	1		SW-846 8270D	10/16/18	10/17/18 19:14	IMR

con-test® ANALYTICAL LABORATORY
39 Spruce Street * East Longmeadow, MA 01028 * FAX 413/525-6405 * TEL. 413/525-2332

Project Location: Wethersfield, CT | Sample Description: | Work Order: 18J0594

Date Received: 10/11/2018

Field Sample #: AP-9R | Sampled: 10/10/2018 10:45

Sample ID: 18J0594-03

Sample Matrix: Ground Water

Semivolatile Organic Compounds by GC/MS

Analyte	Results	RL	Units	Dilution	Flag/Qual	Method	Date Prepared	Date/Time Analyzed	Analyst
2-Methylphenol	ND	10	µg/L	1		SW-846 8270D	10/16/18	10/18/18 0:19	CDT
3/4-Methylphenol	ND	10	µg/L	1		SW-846 8270D	10/16/18	10/18/18 0:19	CDT
Naphthalene (SIM)	ND	1.0	µg/L	1		SW-846 8270D	10/16/18	10/17/18 19:14	IMR
2-Nitroaniline	ND	10	µg/L	1		SW-846 8270D	10/16/18	10/18/18 0:19	CDT
3-Nitroaniline	ND	10	µg/L	1	V-34	SW-846 8270D	10/16/18	10/18/18 0:19	CDT
4-Nitroaniline	ND	10	µg/L	1		SW-846 8270D	10/16/18	10/18/18 0:19	CDT
Nitrobenzene	ND	10	µg/L	1		SW-846 8270D	10/16/18	10/18/18 0:19	CDT
2-Nitrophenol	ND	10	µg/L	1		SW-846 8270D	10/16/18	10/18/18 0:19	CDT
4-Nitrophenol	ND	10	µg/L	1		SW-846 8270D	10/16/18	10/18/18 0:19	CDT
N-Nitrosodiphenylamine	ND	10	µg/L	1		SW-846 8270D	10/16/18	10/18/18 0:19	CDT
N-Nitrosodi-n-propylamine	ND	10	µg/L	1		SW-846 8270D	10/16/18	10/18/18 0:19	CDT
Pentachloronitrobenzene	ND	10	µg/L	1	V-16	SW-846 8270D	10/16/18	10/18/18 0:19	CDT
Pentachlorophenol	ND	10	µg/L	1		SW-846 8270D	10/16/18	10/18/18 0:19	CDT
Phenanthrene (SIM)	ND	0.051	µg/L	1		SW-846 8270D	10/16/18	10/17/18 19:14	IMR
Phenol	ND	10	µg/L	1		SW-846 8270D	10/16/18	10/18/18 0:19	CDT
Pyrene (SIM)	ND	1.0	µg/L	1		SW-846 8270D	10/16/18	10/17/18 19:14	IMR
Pyridine	ND	5.1	µg/L	1		SW-846 8270D	10/16/18	10/18/18 0:19	CDT
1,2,4,5-Tetrachlorobenzene	ND	10	µg/L	1		SW-846 8270D	10/16/18	10/18/18 0:19	CDT
1,2,4-Trichlorobenzene	ND	5.1	µg/L	1		SW-846 8270D	10/16/18	10/18/18 0:19	CDT
2,4,5-Trichlorophenol	ND	10	µg/L	1		SW-846 8270D	10/16/18	10/18/18 0:19	CDT
2,4,6-Trichlorophenol	ND	10	µg/L	1		SW-846 8270D	10/16/18	10/18/18 0:19	CDT

Surrogates	% Recovery	Recovery Limits	Flag/Qual	
2-Fluorophenol	49.1	15-110		10/18/18 0:19
Phenol-d6	33.5	15-110		10/18/18 0:19
Nitrobenzene-d5	80.8	30-130		10/18/18 0:19
Nitrobenzene-d5	63.8	30-130		10/17/18 19:14
2-Fluorobiphenyl	73.0	30-130		10/18/18 0:19
2-Fluorobiphenyl	64.4	30-130		10/17/18 19:14
2,4,6-Tribromophenol	78.6	15-110		10/18/18 0:19
p-Terphenyl-d14	76.4	30-130		10/18/18 0:19
p-Terphenyl-d14	61.2	30-130		10/17/18 19:14

con-test® ANALYTICAL LABORATORY
39 Spruce Street * East Longmeadow, MA 01028 * FAX 413/525-6405 * TEL. 413/525-2332

Project Location: Wethersfield, CT | Sample Description: | Work Order: 18J0594

Date Received: 10/11/2018

Field Sample #: AP-9R | Sampled: 10/10/2018 10:45

Sample ID: 18J0594-03

Sample Matrix: Ground Water

Sample Flags: Z-01

Petroleum Hydrocarbons Analyses

Analyte	Results	RL	Units	Dilution	Flag/Qual	Method	Date Prepared	Date/Time Analyzed	Analyst
CT ETPH	0.14	0.071	mg/L	1	L-04	CTDEP ETPH	10/17/18	10/20/18 17:38	RMW
CT ETPH	0.17	0.077	mg/L	1		CTDEP ETPH	10/18/18	10/19/18 15:13	RMW

Surrogates	% Recovery	Recovery Limits	Flag/Qual	
2-Fluorobiphenyl	66.5	50-150		10/19/18 15:13
2-Fluorobiphenyl	72.4	50-150		10/20/18 17:38

con-test® ANALYTICAL LABORATORY
39 Spruce Street * East Longmeadow, MA 01028 * FAX 413/525-6405 * TEL. 413/525-2332

Project Location: Wethersfield, CT | Sample Description: | Work Order: 18J0594

Date Received: 10/11/2018

Field Sample #: AP-9R | Sampled: 10/10/2018 10:45

Sample ID: 18J0594-03

Sample Matrix: Ground Water

Metals Analyses (Total)

Analyte	Results	RL	Units	Dilution	Flag/Qual	Method	Date Prepared	Date/Time Analyzed	Analyst
Antimony	ND	5.0	µg/L	5		SW-846 6020B	10/15/18	10/16/18 17:22	MJH
Arsenic	ND	2.0	µg/L	5		SW-846 6020B	10/15/18	10/16/18 17:22	MJH
Barium	84	50	µg/L	5		SW-846 6020B	10/15/18	10/16/18 17:22	MJH
Beryllium	ND	2.0	µg/L	5		SW-846 6020B	10/15/18	10/17/18 15:00	MJH
Cadmium	ND	2.5	µg/L	5		SW-846 6020B	10/15/18	10/16/18 17:22	MJH
Chromium	ND	5.0	µg/L	5		SW-846 6020B	10/15/18	10/16/18 17:22	MJH
Copper	ND	25	µg/L	5		SW-846 6020B	10/15/18	10/16/18 17:22	MJH
Lead	ND	5.0	µg/L	5		SW-846 6020B	10/15/18	10/16/18 17:22	MJH
Mercury	ND	0.00010	mg/L	1		SW-846 7470A	10/18/18	10/19/18 11:54	EJB
Nickel	ND	25	µg/L	5		SW-846 6020B	10/15/18	10/16/18 17:22	MJH
Selenium	ND	25	µg/L	5		SW-846 6020B	10/15/18	10/16/18 17:22	MJH
Silver	ND	2.5	µg/L	5		SW-846 6020B	10/15/18	10/16/18 17:22	MJH
Thallium	ND	1.0	µg/L	5		SW-846 6020B	10/15/18	10/16/18 17:22	MJH
Vanadium	ND	25	µg/L	5		SW-846 6020B	10/15/18	10/16/18 17:22	MJH
Zinc	ND	50	µg/L	5		SW-846 6020B	10/15/18	10/16/18 17:22	MJH

con-test® ANALYTICAL LABORATORY
39 Spruce Street * East Longmeadow, MA 01028 * FAX 413/525-6405 * TEL. 413/525-2332

Project Location: Wethersfield, CT | Sample Description: | Work Order: 18J0594

Date Received: 10/11/2018

Field Sample #: AP-9R | Sampled: 10/10/2018 10:45

Sample ID: 18J0594-03

Sample Matrix: Ground Water

Conventional Chemistry Parameters by EPA/APHA/SW-846 Methods (Total)

Analyte	Results	RL	Units	Dilution	Flag/Qual	Method	Date Prepared	Date/Time Analyzed	Analyst
Alkalinity	290	1.0	mg/L	1		SM21-22 2320B	10/17/18	10/17/18 22:15	DJM
pH @18.9°C	7.0		pH Units	1	H-05	SM21-22 4500 H B	10/12/18	10/12/18 7:35	MMH

con-test® ANALYTICAL LABORATORY
39 Spruce Street * East Longmeadow, MA 01028 * FAX 413/525-6405 * TEL. 413/525-2332

Project Location: Wethersfield, CT | Sample Description: | Work Order: 18J0594

Date Received: 10/11/2018

Field Sample #: AP-9R | Sampled: 10/10/2018 10:45

Sample ID: 18J0594-03

Sample Matrix: Ground Water

Miscellaneous Inorganic Analyses

Analyte	Results	RL	Units	Dilution	Flag/Qual	Method	Date Prepared	Date/Time Analyzed	Analyst
Carbon Dioxide	255		mg/L	1		SM 4500 CO2 C	10/18/18	10/18/18 14:50	LL

con-test® ANALYTICAL LABORATORY
39 Spruce Street * East Longmeadow, MA 01028 * FAX 413/525-6405 * TEL. 413/525-2332

Project Location: Wethersfield, CT | Sample Description: | Work Order: 18J0594

Date Received: 10/11/2018

Field Sample #: AP-2R | Sampled: 10/10/2018 11:02

Sample ID: 18J0594-04

Sample Matrix: Ground Water

Volatile Organic Compounds by GC/MS

Analyte	Results	RL	Units	Dilution	Flag/Qual	Method	Date Prepared	Date/Time Analyzed	Analyst
Acetone	ND	10	µg/L	1		SW-846 8260C	10/17/18	10/18/18 15:26	LBD
Acrylonitrile	ND	2.0	µg/L	1		SW-846 8260C	10/17/18	10/18/18 15:26	LBD
Benzene	ND	0.50	µg/L	1		SW-846 8260C	10/17/18	10/18/18 15:26	LBD
Bromobenzene	ND	0.50	µg/L	1		SW-846 8260C	10/17/18	10/18/18 15:26	LBD
Bromodichloromethane	ND	0.50	µg/L	1		SW-846 8260C	10/17/18	10/18/18 15:26	LBD
Bromoform	ND	0.50	µg/L	1		SW-846 8260C	10/17/18	10/18/18 15:26	LBD
Bromomethane	ND	1.0	µg/L	1	MS-09	SW-846 8260C	10/17/18	10/18/18 15:26	LBD
2-Butanone (MEK)	ND	5.0	µg/L	1		SW-846 8260C	10/17/18	10/18/18 15:26	LBD
n-Butylbenzene	ND	1.0	µg/L	1		SW-846 8260C	10/17/18	10/18/18 15:26	LBD
sec-Butylbenzene	ND	1.0	µg/L	1		SW-846 8260C	10/17/18	10/18/18 15:26	LBD
tert-Butylbenzene	ND	1.0	µg/L	1		SW-846 8260C	10/17/18	10/18/18 15:26	LBD
Carbon Disulfide	ND	5.0	µg/L	1		SW-846 8260C	10/17/18	10/18/18 15:26	LBD
Carbon Tetrachloride	ND	0.50	µg/L	1		SW-846 8260C	10/17/18	10/18/18 15:26	LBD
Chlorobenzene	ND	0.50	µg/L	1		SW-846 8260C	10/17/18	10/18/18 15:26	LBD
Chlorodibromomethane	ND	0.50	µg/L	1		SW-846 8260C	10/17/18	10/18/18 15:26	LBD
Chloroethane	ND	2.0	µg/L	1		SW-846 8260C	10/17/18	10/18/18 15:26	LBD
Chloroform	ND	0.50	µg/L	1		SW-846 8260C	10/17/18	10/18/18 15:26	LBD
Chloromethane	ND	0.60	µg/L	1		SW-846 8260C	10/17/18	10/18/18 15:26	LBD
2-Chlorotoluene	ND	0.50	µg/L	1		SW-846 8260C	10/17/18	10/18/18 15:26	LBD
4-Chlorotoluene	ND	0.50	µg/L	1		SW-846 8260C	10/17/18	10/18/18 15:26	LBD
1,2-Dibromo-3-chloropropane (DBCP)	ND	5.0	µg/L	1		SW-846 8260C	10/17/18	10/18/18 15:26	LBD
1,2-Dibromoethane (EDB)	ND	0.50	µg/L	1		SW-846 8260C	10/17/18	10/18/18 15:26	LBD
Dibromomethane	ND	0.50	µg/L	1		SW-846 8260C	10/17/18	10/18/18 15:26	LBD
1,2-Dichlorobenzene	ND	0.50	µg/L	1		SW-846 8260C	10/17/18	10/18/18 15:26	LBD
1,3-Dichlorobenzene	ND	0.50	µg/L	1		SW-846 8260C	10/17/18	10/18/18 15:26	LBD
1,4-Dichlorobenzene	ND	0.50	µg/L	1		SW-846 8260C	10/17/18	10/18/18 15:26	LBD
trans-1,4-Dichloro-2-butene	ND	2.0	µg/L	1		SW-846 8260C	10/17/18	10/18/18 15:26	LBD
Dichlorodifluoromethane (Freon 12)	ND	0.50	µg/L	1		SW-846 8260C	10/17/18	10/18/18 15:26	LBD
1,1-Dichloroethane	ND	0.50	µg/L	1		SW-846 8260C	10/17/18	10/18/18 15:26	LBD
1,2-Dichloroethane	ND	0.50	µg/L	1		SW-846 8260C	10/17/18	10/18/18 15:26	LBD
1,1-Dichloroethylene	ND	0.50	µg/L	1		SW-846 8260C	10/17/18	10/18/18 15:26	LBD
cis-1,2-Dichloroethylene	ND	0.50	µg/L	1		SW-846 8260C	10/17/18	10/18/18 15:26	LBD
trans-1,2-Dichloroethylene	ND	1.0	µg/L	1		SW-846 8260C	10/17/18	10/18/18 15:26	LBD
1,2-Dichloropropane	ND	0.50	µg/L	1		SW-846 8260C	10/17/18	10/18/18 15:26	LBD
1,3-Dichloropropane	ND	0.50	µg/L	1		SW-846 8260C	10/17/18	10/18/18 15:26	LBD
2,2-Dichloropropane	ND	0.50	µg/L	1	L-03, V-05	SW-846 8260C	10/17/18	10/18/18 15:26	LBD
1,1-Dichloropropene	ND	0.50	µg/L	1		SW-846 8260C	10/17/18	10/18/18 15:26	LBD
cis-1,3-Dichloropropene	ND	0.50	µg/L	1		SW-846 8260C	10/17/18	10/18/18 15:26	LBD
trans-1,3-Dichloropropene	ND	0.50	µg/L	1		SW-846 8260C	10/17/18	10/18/18 15:26	LBD
Ethylbenzene	ND	0.50	µg/L	1		SW-846 8260C	10/17/18	10/18/18 15:26	LBD
Hexachlorobutadiene	ND	1.0	µg/L	1		SW-846 8260C	10/17/18	10/18/18 15:26	LBD
2-Hexanone (MBK)	ND	5.0	µg/L	1		SW-846 8260C	10/17/18	10/18/18 15:26	LBD
Isopropylbenzene (Cumene)	ND	0.50	µg/L	1		SW-846 8260C	10/17/18	10/18/18 15:26	LBD
p-Isopropyltoluene (p-Cymene)	ND	0.50	µg/L	1		SW-846 8260C	10/17/18	10/18/18 15:26	LBD

con-test® ANALYTICAL LABORATORY
39 Spruce Street * East Longmeadow, MA 01028 * FAX 413/525-6405 * TEL. 413/525-2332

Project Location: Wethersfield, CT | Sample Description: | Work Order: 18J0594

Date Received: 10/11/2018

Field Sample #: AP-2R | Sampled: 10/10/2018 11:02

Sample ID: 18J0594-04

Sample Matrix: Ground Water

Volatile Organic Compounds by GC/MS

Analyte	Results	RL	Units	Dilution	Flag/Qual	Method	Date Prepared	Date/Time Analyzed	Analyst
Methyl tert-Butyl Ether (MTBE)	ND	0.50	µg/L	1		SW-846 8260C	10/17/18	10/18/18 15:26	LBD
Methylene Chloride	ND	5.0	µg/L	1		SW-846 8260C	10/17/18	10/18/18 15:26	LBD
4-Methyl-2-pentanone (MIBK)	ND	5.0	µg/L	1		SW-846 8260C	10/17/18	10/18/18 15:26	LBD
Naphthalene	ND	2.0	µg/L	1		SW-846 8260C	10/17/18	10/18/18 15:26	LBD
n-Propylbenzene	ND	1.0	µg/L	1		SW-846 8260C	10/17/18	10/18/18 15:26	LBD
Styrene	ND	1.0	µg/L	1		SW-846 8260C	10/17/18	10/18/18 15:26	LBD
1,1,1,2-Tetrachloroethane	ND	0.50	µg/L	1		SW-846 8260C	10/17/18	10/18/18 15:26	LBD
1,1,2,2-Tetrachloroethane	ND	0.50	µg/L	1		SW-846 8260C	10/17/18	10/18/18 15:26	LBD
Tetrachloroethylene	ND	1.0	µg/L	1		SW-846 8260C	10/17/18	10/18/18 15:26	LBD
Tetrahydrofuran	ND	10	µg/L	1		SW-846 8260C	10/17/18	10/18/18 15:26	LBD
Toluene	1.2	1.0	µg/L	1		SW-846 8260C	10/17/18	10/18/18 15:26	LBD
1,2,3-Trichlorobenzene	ND	5.0	µg/L	1		SW-846 8260C	10/17/18	10/18/18 15:26	LBD
1,2,4-Trichlorobenzene	ND	5.0	µg/L	1		SW-846 8260C	10/17/18	10/18/18 15:26	LBD
1,1,1-Trichloroethane	ND	0.50	µg/L	1		SW-846 8260C	10/17/18	10/18/18 15:26	LBD
1,1,2-Trichloroethane	ND	0.50	µg/L	1		SW-846 8260C	10/17/18	10/18/18 15:26	LBD
Trichloroethylene	ND	1.0	µg/L	1		SW-846 8260C	10/17/18	10/18/18 15:26	LBD
Trichlorofluoromethane (Freon 11)	ND	2.0	µg/L	1		SW-846 8260C	10/17/18	10/18/18 15:26	LBD
1,2,3-Trichloropropane	ND	0.50	µg/L	1		SW-846 8260C	10/17/18	10/18/18 15:26	LBD
1,1,2-Trichloro-1,2,2-trifluoroethane (Freon 113)	ND	0.50	µg/L	1		SW-846 8260C	10/17/18	10/18/18 15:26	LBD
1,2,4-Trimethylbenzene	ND	0.50	µg/L	1		SW-846 8260C	10/17/18	10/18/18 15:26	LBD
1,3,5-Trimethylbenzene	ND	0.50	µg/L	1		SW-846 8260C	10/17/18	10/18/18 15:26	LBD
Vinyl Chloride	ND	1.0	µg/L	1		SW-846 8260C	10/17/18	10/18/18 15:26	LBD
m+p Xylene	ND	2.0	µg/L	1		SW-846 8260C	10/17/18	10/18/18 15:26	LBD
o-Xylene	ND	1.0	µg/L	1		SW-846 8260C	10/17/18	10/18/18 15:26	LBD

Surrogates	% Recovery	Recovery Limits	Flag/Qual	
1,2-Dichloroethane-d4	97.0	70-130		10/18/18 15:26
Toluene-d8	96.4	70-130		10/18/18 15:26
4-Bromofluorobenzene	103	70-130		10/18/18 15:26

con-test® ANALYTICAL LABORATORY
39 Spruce Street * East Longmeadow, MA 01028 * FAX 413/525-6405 * TEL. 413/525-2332

Project Location: Wethersfield, CT | Sample Description: | Work Order: 18J0594

Date Received: 10/11/2018

Field Sample #: AP-2R | Sampled: 10/10/2018 11:02

Sample ID: 18J0594-04

Sample Matrix: Ground Water

Semivolatile Organic Compounds by GC/MS

Analyte	Results	RL	Units	Dilution	Flag/Qual	Method	Date Prepared	Date/Time Analyzed	Analyst
Acenaphthene (SIM)	ND	0.32	µg/L	1		SW-846 8270D	10/16/18	10/17/18 19:42	IMR
Acenaphthylene (SIM)	ND	0.21	µg/L	1		SW-846 8270D	10/16/18	10/17/18 19:42	IMR
Aniline	ND	5.3	µg/L	1	V-34	SW-846 8270D	10/16/18	10/18/18 0:46	CDT
Anthracene (SIM)	ND	0.21	µg/L	1		SW-846 8270D	10/16/18	10/17/18 19:42	IMR
Benzo(a)anthracene (SIM)	ND	0.053	µg/L	1		SW-846 8270D	10/16/18	10/17/18 19:42	IMR
Benzo(a)pyrene (SIM)	ND	0.11	µg/L	1		SW-846 8270D	10/16/18	10/17/18 19:42	IMR
Benzo(b)fluoranthene (SIM)	ND	0.053	µg/L	1		SW-846 8270D	10/16/18	10/17/18 19:42	IMR
Benzo(g,h,i)perylene (SIM)	ND	0.53	µg/L	1		SW-846 8270D	10/16/18	10/17/18 19:42	IMR
Benzo(k)fluoranthene (SIM)	ND	0.21	µg/L	1		SW-846 8270D	10/16/18	10/17/18 19:42	IMR
Bis(2-chloroethoxy)methane	ND	11	µg/L	1		SW-846 8270D	10/16/18	10/18/18 0:46	CDT
Bis(2-chloroethyl)ether	ND	11	µg/L	1		SW-846 8270D	10/16/18	10/18/18 0:46	CDT
Bis(2-chloroisopropyl)ether	ND	11	µg/L	1		SW-846 8270D	10/16/18	10/18/18 0:46	CDT
Bis(2-Ethylhexyl)phthalate	ND	11	µg/L	1		SW-846 8270D	10/16/18	10/18/18 0:46	CDT
4-Bromophenylphenylether	ND	11	µg/L	1		SW-846 8270D	10/16/18	10/18/18 0:46	CDT
Butylbenzylphthalate	ND	11	µg/L	1		SW-846 8270D	10/16/18	10/18/18 0:46	CDT
Carbazole	ND	11	µg/L	1		SW-846 8270D	10/16/18	10/18/18 0:46	CDT
4-Chloroaniline	ND	11	µg/L	1	V-34	SW-846 8270D	10/16/18	10/18/18 0:46	CDT
4-Chloro-3-methylphenol	ND	11	µg/L	1		SW-846 8270D	10/16/18	10/18/18 0:46	CDT
2-Chloronaphthalene	ND	11	µg/L	1		SW-846 8270D	10/16/18	10/18/18 0:46	CDT
2-Chlorophenol	ND	11	µg/L	1		SW-846 8270D	10/16/18	10/18/18 0:46	CDT
4-Chlorophenylphenylether	ND	11	µg/L	1		SW-846 8270D	10/16/18	10/18/18 0:46	CDT
Chrysene (SIM)	ND	0.21	µg/L	1		SW-846 8270D	10/16/18	10/17/18 19:42	IMR
Dibenz(a,h)anthracene (SIM)	ND	0.11	µg/L	1		SW-846 8270D	10/16/18	10/17/18 19:42	IMR
Dibenzofuran	ND	5.3	µg/L	1		SW-846 8270D	10/16/18	10/18/18 0:46	CDT
Di-n-butylphthalate	ND	11	µg/L	1		SW-846 8270D	10/16/18	10/18/18 0:46	CDT
3,3-Dichlorobenzidine	ND	11	µg/L	1	V-34	SW-846 8270D	10/16/18	10/18/18 0:46	CDT
2,4-Dichlorophenol	ND	11	µg/L	1		SW-846 8270D	10/16/18	10/18/18 0:46	CDT
Diethylphthalate	ND	11	µg/L	1		SW-846 8270D	10/16/18	10/18/18 0:46	CDT
2,4-Dimethylphenol	ND	11	µg/L	1		SW-846 8270D	10/16/18	10/18/18 0:46	CDT
Dimethylphthalate	ND	11	µg/L	1		SW-846 8270D	10/16/18	10/18/18 0:46	CDT
4,6-Dinitro-2-methylphenol	ND	11	µg/L	1	R-05	SW-846 8270D	10/16/18	10/18/18 0:46	CDT
2,4-Dinitrophenol	ND	11	µg/L	1	V-19	SW-846 8270D	10/16/18	10/18/18 0:46	CDT
2,4-Dinitrotoluene	ND	11	µg/L	1		SW-846 8270D	10/16/18	10/18/18 0:46	CDT
2,6-Dinitrotoluene	ND	11	µg/L	1		SW-846 8270D	10/16/18	10/18/18 0:46	CDT
Di-n-octylphthalate	ND	11	µg/L	1		SW-846 8270D	10/16/18	10/18/18 0:46	CDT
Fluoranthene (SIM)	ND	0.53	µg/L	1		SW-846 8270D	10/16/18	10/17/18 19:42	IMR
Fluorene (SIM)	ND	1.1	µg/L	1		SW-846 8270D	10/16/18	10/17/18 19:42	IMR
Hexachlorobenzene	ND	11	µg/L	1		SW-846 8270D	10/16/18	10/18/18 0:46	CDT
Hexachlorobutadiene	ND	11	µg/L	1		SW-846 8270D	10/16/18	10/18/18 0:46	CDT
Hexachlorocyclopentadiene	ND	11	µg/L	1	MS-09	SW-846 8270D	10/16/18	10/18/18 0:46	CDT
Hexachloroethane	ND	11	µg/L	1		SW-846 8270D	10/16/18	10/18/18 0:46	CDT
Indeno(1,2,3-cd)pyrene (SIM)	ND	0.11	µg/L	1		SW-846 8270D	10/16/18	10/17/18 19:42	IMR
Isophorone	ND	11	µg/L	1		SW-846 8270D	10/16/18	10/18/18 0:46	CDT
2-Methylnaphthalene (SIM)	ND	1.1	µg/L	1		SW-846 8270D	10/16/18	10/17/18 19:42	IMR

con-test® ANALYTICAL LABORATORY
39 Spruce Street * East Longmeadow, MA 01028 * FAX 413/525-6405 * TEL. 413/525-2332

Project Location: Wethersfield, CT | Sample Description: | Work Order: 18J0594

Date Received: 10/11/2018

Field Sample #: AP-2R | Sampled: 10/10/2018 11:02

Sample ID: 18J0594-04

Sample Matrix: Ground Water

Semivolatile Organic Compounds by GC/MS

Analyte	Results	RL	Units	Dilution	Flag/Qual	Method	Date Prepared	Date/Time Analyzed	Analyst
2-Methylphenol	ND	11	µg/L	1		SW-846 8270D	10/16/18	10/18/18 0:46	CDT
3/4-Methylphenol	ND	11	µg/L	1		SW-846 8270D	10/16/18	10/18/18 0:46	CDT
Naphthalene (SIM)	ND	1.1	µg/L	1		SW-846 8270D	10/16/18	10/17/18 19:42	IMR
2-Nitroaniline	ND	11	µg/L	1		SW-846 8270D	10/16/18	10/18/18 0:46	CDT
3-Nitroaniline	ND	11	µg/L	1	V-34	SW-846 8270D	10/16/18	10/18/18 0:46	CDT
4-Nitroaniline	ND	11	µg/L	1		SW-846 8270D	10/16/18	10/18/18 0:46	CDT
Nitrobenzene	ND	11	µg/L	1		SW-846 8270D	10/16/18	10/18/18 0:46	CDT
2-Nitrophenol	ND	11	µg/L	1		SW-846 8270D	10/16/18	10/18/18 0:46	CDT
4-Nitrophenol	ND	11	µg/L	1		SW-846 8270D	10/16/18	10/18/18 0:46	CDT
N-Nitrosodiphenylamine	ND	11	µg/L	1		SW-846 8270D	10/16/18	10/18/18 0:46	CDT
N-Nitrosodi-n-propylamine	ND	11	µg/L	1		SW-846 8270D	10/16/18	10/18/18 0:46	CDT
Pentachloronitrobenzene	ND	11	µg/L	1	V-16	SW-846 8270D	10/16/18	10/18/18 0:46	CDT
Pentachlorophenol	ND	11	µg/L	1		SW-846 8270D	10/16/18	10/18/18 0:46	CDT
Phenanthrene (SIM)	ND	0.053	µg/L	1		SW-846 8270D	10/16/18	10/17/18 19:42	IMR
Phenol	ND	11	µg/L	1		SW-846 8270D	10/16/18	10/18/18 0:46	CDT
Pyrene (SIM)	ND	1.1	µg/L	1		SW-846 8270D	10/16/18	10/17/18 19:42	IMR
Pyridine	ND	5.3	µg/L	1	MS-09	SW-846 8270D	10/16/18	10/18/18 0:46	CDT
1,2,4,5-Tetrachlorobenzene	ND	11	µg/L	1		SW-846 8270D	10/16/18	10/18/18 0:46	CDT
1,2,4-Trichlorobenzene	ND	5.3	µg/L	1		SW-846 8270D	10/16/18	10/18/18 0:46	CDT
2,4,5-Trichlorophenol	ND	11	µg/L	1		SW-846 8270D	10/16/18	10/18/18 0:46	CDT
2,4,6-Trichlorophenol	ND	11	µg/L	1		SW-846 8270D	10/16/18	10/18/18 0:46	CDT

Surrogates	% Recovery	Recovery Limits	Flag/Qual	
2-Fluorophenol	41.3	15-110		10/18/18 0:46
Phenol-d6	29.9	15-110		10/18/18 0:46
Nitrobenzene-d5	72.8	30-130		10/18/18 0:46
Nitrobenzene-d5	61.3	30-130		10/17/18 19:42
2-Fluorobiphenyl	69.2	30-130		10/18/18 0:46
2-Fluorobiphenyl	59.8	30-130		10/17/18 19:42
2,4,6-Tribromophenol	78.1	15-110		10/18/18 0:46
p-Terphenyl-d14	77.3	30-130		10/18/18 0:46
p-Terphenyl-d14	59.0	30-130		10/17/18 19:42

con-test® ANALYTICAL LABORATORY
39 Spruce Street * East Longmeadow, MA 01028 * FAX 413/525-6405 * TEL. 413/525-2332

Project Location: Wethersfield, CT | Sample Description: | Work Order: 18J0594

Date Received: 10/11/2018

Field Sample #: AP-2R | Sampled: 10/10/2018 11:02

Sample ID: 18J0594-04

Sample Matrix: Ground Water

Sample Flags: Z-01

Petroleum Hydrocarbons Analyses

Analyte	Results	RL	Units	Dilution	Flag/Qual	Method	Date Prepared	Date/Time Analyzed	Analyst
CT ETPH	0.15	0.071	mg/L	1	L-04	CTDEP ETPH	10/17/18	10/20/18 18:32	RMW
CT ETPH	0.17	0.075	mg/L	1	L-04	CTDEP ETPH	10/18/18	10/19/18 17:17	RMW

Surrogates	% Recovery	Recovery Limits	Flag/Qual	
2-Fluorobiphenyl	84.6	50-150		10/20/18 18:32
2-Fluorobiphenyl	80.6	50-150		10/19/18 17:17

con-test® ANALYTICAL LABORATORY
39 Spruce Street * East Longmeadow, MA 01028 * FAX 413/525-6405 * TEL. 413/525-2332

Project Location: Wethersfield, CT | Sample Description: | Work Order: 18J0594

Date Received: 10/11/2018

Field Sample #: AP-2R | Sampled: 10/10/2018 11:02

Sample ID: 18J0594-04

Sample Matrix: Ground Water

Metals Analyses (Total)

Analyte	Results	RL	Units	Dilution	Flag/Qual	Method	Date Prepared	Date/Time Analyzed	Analyst
Antimony	ND	5.0	µg/L	5		SW-846 6020B	10/15/18	10/16/18 17:15	MJH
Arsenic	2.3	2.0	µg/L	5		SW-846 6020B	10/15/18	10/16/18 17:15	MJH
Barium	99	50	µg/L	5		SW-846 6020B	10/15/18	10/16/18 17:15	MJH
Beryllium	ND	2.0	µg/L	5		SW-846 6020B	10/15/18	10/17/18 15:03	MJH
Cadmium	ND	2.5	µg/L	5		SW-846 6020B	10/15/18	10/16/18 17:15	MJH
Chromium	ND	5.0	µg/L	5		SW-846 6020B	10/15/18	10/16/18 17:15	MJH
Copper	ND	25	µg/L	5		SW-846 6020B	10/15/18	10/16/18 17:15	MJH
Lead	ND	5.0	µg/L	5		SW-846 6020B	10/15/18	10/16/18 17:15	MJH
Mercury	ND	0.00010	mg/L	1		SW-846 7470A	10/18/18	10/19/18 11:50	EJB
Nickel	ND	25	µg/L	5		SW-846 6020B	10/15/18	10/16/18 17:15	MJH
Selenium	ND	25	µg/L	5		SW-846 6020B	10/15/18	10/16/18 17:15	MJH
Silver	ND	2.5	µg/L	5		SW-846 6020B	10/15/18	10/16/18 17:15	MJH
Thallium	ND	1.0	µg/L	5		SW-846 6020B	10/15/18	10/16/18 17:15	MJH
Vanadium	ND	25	µg/L	5		SW-846 6020B	10/15/18	10/16/18 17:15	MJH
Zinc	ND	50	µg/L	5		SW-846 6020B	10/15/18	10/16/18 17:15	MJH

con-test® ANALYTICAL LABORATORY
39 Spruce Street * East Longmeadow, MA 01028 * FAX 413/525-6405 * TEL. 413/525-2332

Project Location: Wethersfield, CT | Sample Description: | Work Order: 18J0594

Date Received: 10/11/2018

Field Sample #: AP-2R | Sampled: 10/10/2018 11:02

Sample ID: 18J0594-04

Sample Matrix: Ground Water

Conventional Chemistry Parameters by EPA/APHA/SW-846 Methods (Total)

Analyte	Results	RL	Units	Dilution	Flag/Qual	Method	Date Prepared	Date/Time Analyzed	Analyst
Alkalinity	280	1.0	mg/L	1		SM21-22 2320B	10/17/18	10/17/18 22:15	DJM
pH @18.7°C	7.1		pH Units	1	H-05	SM21-22 4500 H B	10/12/18	10/12/18 7:35	MMH

con-test® ANALYTICAL LABORATORY
39 Spruce Street * East Longmeadow, MA 01028 * FAX 413/525-6405 * TEL. 413/525-2332

Project Location: Wethersfield, CT | Sample Description: | Work Order: 18J0594

Date Received: 10/11/2018

Field Sample #: AP-2R | Sampled: 10/10/2018 11:02

Sample ID: 18J0594-04

Sample Matrix: Ground Water

Miscellaneous Inorganic Analyses

Analyte	Results	RL	Units	Dilution	Flag/Qual	Method	Date Prepared	Date/Time Analyzed	Analyst
Carbon Dioxide	247		mg/L	1		SM 4500 CO2 C	10/18/18	10/18/18 14:50	LL

con-test® ANALYTICAL LABORATORY
39 Spruce Street * East Longmeadow, MA 01028 * FAX 413/525-6405 * TEL. 413/525-2332

Project Location: Wethersfield, CT | Sample Description: | Work Order: 18J0594

Date Received: 10/11/2018

Field Sample #: AP-3R | Sampled: 10/10/2018 12:35

Sample ID: 18J0594-05

Sample Matrix: Ground Water

Volatile Organic Compounds by GC/MS

Analyte	Results	RL	Units	Dilution	Flag/Qual	Method	Date Prepared	Date/Time Analyzed	Analyst
Acetone	ND	10	µg/L	1		SW-846 8260C	10/17/18	10/18/18 15:56	LBD
Acrylonitrile	ND	2.0	µg/L	1		SW-846 8260C	10/17/18	10/18/18 15:56	LBD
Benzene	ND	0.50	µg/L	1		SW-846 8260C	10/17/18	10/18/18 15:56	LBD
Bromobenzene	ND	0.50	µg/L	1		SW-846 8260C	10/17/18	10/18/18 15:56	LBD
Bromodichloromethane	ND	0.50	µg/L	1		SW-846 8260C	10/17/18	10/18/18 15:56	LBD
Bromoform	ND	0.50	µg/L	1		SW-846 8260C	10/17/18	10/18/18 15:56	LBD
Bromomethane	ND	1.0	µg/L	1		SW-846 8260C	10/17/18	10/18/18 15:56	LBD
2-Butanone (MEK)	ND	5.0	µg/L	1		SW-846 8260C	10/17/18	10/18/18 15:56	LBD
n-Butylbenzene	ND	1.0	µg/L	1		SW-846 8260C	10/17/18	10/18/18 15:56	LBD
sec-Butylbenzene	ND	1.0	µg/L	1		SW-846 8260C	10/17/18	10/18/18 15:56	LBD
tert-Butylbenzene	ND	1.0	µg/L	1		SW-846 8260C	10/17/18	10/18/18 15:56	LBD
Carbon Disulfide	ND	5.0	µg/L	1		SW-846 8260C	10/17/18	10/18/18 15:56	LBD
Carbon Tetrachloride	ND	0.50	µg/L	1		SW-846 8260C	10/17/18	10/18/18 15:56	LBD
Chlorobenzene	ND	0.50	µg/L	1		SW-846 8260C	10/17/18	10/18/18 15:56	LBD
Chlorodibromomethane	ND	0.50	µg/L	1		SW-846 8260C	10/17/18	10/18/18 15:56	LBD
Chloroethane	ND	2.0	µg/L	1		SW-846 8260C	10/17/18	10/18/18 15:56	LBD
Chloroform	ND	0.50	µg/L	1		SW-846 8260C	10/17/18	10/18/18 15:56	LBD
Chloromethane	ND	0.60	µg/L	1		SW-846 8260C	10/17/18	10/18/18 15:56	LBD
2-Chlorotoluene	ND	0.50	µg/L	1		SW-846 8260C	10/17/18	10/18/18 15:56	LBD
4-Chlorotoluene	ND	0.50	µg/L	1		SW-846 8260C	10/17/18	10/18/18 15:56	LBD
1,2-Dibromo-3-chloropropane (DBCP)	ND	5.0	µg/L	1		SW-846 8260C	10/17/18	10/18/18 15:56	LBD
1,2-Dibromoethane (EDB)	ND	0.50	µg/L	1		SW-846 8260C	10/17/18	10/18/18 15:56	LBD
Dibromomethane	ND	0.50	µg/L	1		SW-846 8260C	10/17/18	10/18/18 15:56	LBD
1,2-Dichlorobenzene	ND	0.50	µg/L	1		SW-846 8260C	10/17/18	10/18/18 15:56	LBD
1,3-Dichlorobenzene	ND	0.50	µg/L	1		SW-846 8260C	10/17/18	10/18/18 15:56	LBD
1,4-Dichlorobenzene	ND	0.50	µg/L	1		SW-846 8260C	10/17/18	10/18/18 15:56	LBD
trans-1,4-Dichloro-2-butene	ND	2.0	µg/L	1		SW-846 8260C	10/17/18	10/18/18 15:56	LBD
Dichlorodifluoromethane (Freon 12)	ND	0.50	µg/L	1		SW-846 8260C	10/17/18	10/18/18 15:56	LBD
1,1-Dichloroethane	ND	0.50	µg/L	1		SW-846 8260C	10/17/18	10/18/18 15:56	LBD
1,2-Dichloroethane	ND	0.50	µg/L	1		SW-846 8260C	10/17/18	10/18/18 15:56	LBD
1,1-Dichloroethylene	ND	0.50	µg/L	1		SW-846 8260C	10/17/18	10/18/18 15:56	LBD
cis-1,2-Dichloroethylene	ND	0.50	µg/L	1		SW-846 8260C	10/17/18	10/18/18 15:56	LBD
trans-1,2-Dichloroethylene	ND	1.0	µg/L	1		SW-846 8260C	10/17/18	10/18/18 15:56	LBD
1,2-Dichloropropane	ND	0.50	µg/L	1		SW-846 8260C	10/17/18	10/18/18 15:56	LBD
1,3-Dichloropropane	ND	0.50	µg/L	1		SW-846 8260C	10/17/18	10/18/18 15:56	LBD
2,2-Dichloropropane	ND	0.50	µg/L	1	L-03, V-05	SW-846 8260C	10/17/18	10/18/18 15:56	LBD
1,1-Dichloropropene	ND	0.50	µg/L	1		SW-846 8260C	10/17/18	10/18/18 15:56	LBD
cis-1,3-Dichloropropene	ND	0.50	µg/L	1		SW-846 8260C	10/17/18	10/18/18 15:56	LBD
trans-1,3-Dichloropropene	ND	0.50	µg/L	1		SW-846 8260C	10/17/18	10/18/18 15:56	LBD
Ethylbenzene	ND	0.50	µg/L	1		SW-846 8260C	10/17/18	10/18/18 15:56	LBD
Hexachlorobutadiene	ND	1.0	µg/L	1		SW-846 8260C	10/17/18	10/18/18 15:56	LBD
2-Hexanone (MBK)	ND	5.0	µg/L	1		SW-846 8260C	10/17/18	10/18/18 15:56	LBD
Isopropylbenzene (Cumene)	ND	0.50	µg/L	1		SW-846 8260C	10/17/18	10/18/18 15:56	LBD
p-Isopropyltoluene (p-Cymene)	ND	0.50	µg/L	1		SW-846 8260C	10/17/18	10/18/18 15:56	LBD

con-test® ANALYTICAL LABORATORY
39 Spruce Street * East Longmeadow, MA 01028 * FAX 413/525-6405 * TEL. 413/525-2332

Project Location: Wethersfield, CT | Sample Description: | Work Order: 18J0594

Date Received: 10/11/2018

Field Sample #: AP-3R | Sampled: 10/10/2018 12:35

Sample ID: 18J0594-05

Sample Matrix: Ground Water

Volatile Organic Compounds by GC/MS

Analyte	Results	RL	Units	Dilution	Flag/Qual	Method	Date Prepared	Date/Time Analyzed	Analyst
Methyl tert-Butyl Ether (MTBE)	ND	0.50	µg/L	1		SW-846 8260C	10/17/18	10/18/18 15:56	LBD
Methylene Chloride	ND	5.0	µg/L	1		SW-846 8260C	10/17/18	10/18/18 15:56	LBD
4-Methyl-2-pentanone (MIBK)	ND	5.0	µg/L	1		SW-846 8260C	10/17/18	10/18/18 15:56	LBD
Naphthalene	ND	2.0	µg/L	1		SW-846 8260C	10/17/18	10/18/18 15:56	LBD
n-Propylbenzene	ND	1.0	µg/L	1		SW-846 8260C	10/17/18	10/18/18 15:56	LBD
Styrene	ND	1.0	µg/L	1		SW-846 8260C	10/17/18	10/18/18 15:56	LBD
1,1,1,2-Tetrachloroethane	ND	0.50	µg/L	1		SW-846 8260C	10/17/18	10/18/18 15:56	LBD
1,1,2,2-Tetrachloroethane	ND	0.50	µg/L	1		SW-846 8260C	10/17/18	10/18/18 15:56	LBD
Tetrachloroethylene	ND	1.0	µg/L	1		SW-846 8260C	10/17/18	10/18/18 15:56	LBD
Tetrahydrofuran	ND	10	µg/L	1		SW-846 8260C	10/17/18	10/18/18 15:56	LBD
Toluene	ND	1.0	µg/L	1		SW-846 8260C	10/17/18	10/18/18 15:56	LBD
1,2,3-Trichlorobenzene	ND	5.0	µg/L	1		SW-846 8260C	10/17/18	10/18/18 15:56	LBD
1,2,4-Trichlorobenzene	ND	5.0	µg/L	1		SW-846 8260C	10/17/18	10/18/18 15:56	LBD
1,1,1-Trichloroethane	ND	0.50	µg/L	1		SW-846 8260C	10/17/18	10/18/18 15:56	LBD
1,1,2-Trichloroethane	ND	0.50	µg/L	1		SW-846 8260C	10/17/18	10/18/18 15:56	LBD
Trichloroethylene	ND	1.0	µg/L	1		SW-846 8260C	10/17/18	10/18/18 15:56	LBD
Trichlorofluoromethane (Freon 11)	ND	2.0	µg/L	1		SW-846 8260C	10/17/18	10/18/18 15:56	LBD
1,2,3-Trichloropropane	ND	0.50	µg/L	1		SW-846 8260C	10/17/18	10/18/18 15:56	LBD
1,1,2-Trichloro-1,2,2-trifluoroethane (Freon 113)	ND	0.50	µg/L	1		SW-846 8260C	10/17/18	10/18/18 15:56	LBD
1,2,4-Trimethylbenzene	ND	0.50	µg/L	1		SW-846 8260C	10/17/18	10/18/18 15:56	LBD
1,3,5-Trimethylbenzene	ND	0.50	µg/L	1		SW-846 8260C	10/17/18	10/18/18 15:56	LBD
Vinyl Chloride	ND	1.0	µg/L	1		SW-846 8260C	10/17/18	10/18/18 15:56	LBD
m+p Xylene	ND	2.0	µg/L	1		SW-846 8260C	10/17/18	10/18/18 15:56	LBD
o-Xylene	ND	1.0	µg/L	1		SW-846 8260C	10/17/18	10/18/18 15:56	LBD

Surrogates	% Recovery	Recovery Limits	Flag/Qual	
1,2-Dichloroethane-d4	98.9	70-130		10/18/18 15:56
Toluene-d8	99.5	70-130		10/18/18 15:56
4-Bromofluorobenzene	101	70-130		10/18/18 15:56

con-test® ANALYTICAL LABORATORY
39 Spruce Street * East Longmeadow, MA 01028 * FAX 413/525-6405 * TEL. 413/525-2332

Project Location: Wethersfield, CT | Sample Description: | Work Order: 18J0594

Date Received: 10/11/2018

Field Sample #: AP-3R | Sampled: 10/10/2018 12:35

Sample ID: 18J0594-05

Sample Matrix: Ground Water

Semivolatile Organic Compounds by GC/MS

Analyte	Results	RL	Units	Dilution	Flag/Qual	Method	Date Prepared	Date/Time Analyzed	Analyst
Acenaphthene (SIM)	ND	0.31	µg/L	1		SW-846 8270D	10/16/18	10/17/18 22:31	IMR
Acenaphthylene (SIM)	ND	0.20	µg/L	1		SW-846 8270D	10/16/18	10/17/18 22:31	IMR
Aniline	ND	5.1	µg/L	1	V-34	SW-846 8270D	10/16/18	10/18/18 1:13	CDT
Anthracene (SIM)	ND	0.20	µg/L	1		SW-846 8270D	10/16/18	10/17/18 22:31	IMR
Benzo(a)anthracene (SIM)	ND	0.051	µg/L	1		SW-846 8270D	10/16/18	10/17/18 22:31	IMR
Benzo(a)pyrene (SIM)	ND	0.10	µg/L	1		SW-846 8270D	10/16/18	10/17/18 22:31	IMR
Benzo(b)fluoranthene (SIM)	ND	0.051	µg/L	1		SW-846 8270D	10/16/18	10/17/18 22:31	IMR
Benzo(g,h,i)perylene (SIM)	ND	0.51	µg/L	1		SW-846 8270D	10/16/18	10/17/18 22:31	IMR
Benzo(k)fluoranthene (SIM)	ND	0.20	µg/L	1		SW-846 8270D	10/16/18	10/17/18 22:31	IMR
Bis(2-chloroethoxy)methane	ND	10	µg/L	1		SW-846 8270D	10/16/18	10/18/18 1:13	CDT
Bis(2-chloroethyl)ether	ND	10	µg/L	1		SW-846 8270D	10/16/18	10/18/18 1:13	CDT
Bis(2-chloroisopropyl)ether	ND	10	µg/L	1		SW-846 8270D	10/16/18	10/18/18 1:13	CDT
Bis(2-Ethylhexyl)phthalate	ND	10	µg/L	1		SW-846 8270D	10/16/18	10/18/18 1:13	CDT
4-Bromophenylphenylether	ND	10	µg/L	1		SW-846 8270D	10/16/18	10/18/18 1:13	CDT
Butylbenzylphthalate	ND	10	µg/L	1		SW-846 8270D	10/16/18	10/18/18 1:13	CDT
Carbazole	ND	10	µg/L	1		SW-846 8270D	10/16/18	10/18/18 1:13	CDT
4-Chloroaniline	ND	10	µg/L	1	V-34	SW-846 8270D	10/16/18	10/18/18 1:13	CDT
4-Chloro-3-methylphenol	ND	10	µg/L	1		SW-846 8270D	10/16/18	10/18/18 1:13	CDT
2-Chloronaphthalene	ND	10	µg/L	1		SW-846 8270D	10/16/18	10/18/18 1:13	CDT
2-Chlorophenol	ND	10	µg/L	1		SW-846 8270D	10/16/18	10/18/18 1:13	CDT
4-Chlorophenylphenylether	ND	10	µg/L	1		SW-846 8270D	10/16/18	10/18/18 1:13	CDT
Chrysene (SIM)	ND	0.20	µg/L	1		SW-846 8270D	10/16/18	10/17/18 22:31	IMR
Dibenz(a,h)anthracene (SIM)	ND	0.10	µg/L	1		SW-846 8270D	10/16/18	10/17/18 22:31	IMR
Dibenzofuran	ND	5.1	µg/L	1		SW-846 8270D	10/16/18	10/18/18 1:13	CDT
Di-n-butylphthalate	ND	10	µg/L	1		SW-846 8270D	10/16/18	10/18/18 1:13	CDT
3,3-Dichlorobenzidine	ND	10	µg/L	1	V-34	SW-846 8270D	10/16/18	10/18/18 1:13	CDT
2,4-Dichlorophenol	ND	10	µg/L	1		SW-846 8270D	10/16/18	10/18/18 1:13	CDT
Diethylphthalate	ND	10	µg/L	1		SW-846 8270D	10/16/18	10/18/18 1:13	CDT
2,4-Dimethylphenol	ND	10	µg/L	1		SW-846 8270D	10/16/18	10/18/18 1:13	CDT
Dimethylphthalate	ND	10	µg/L	1		SW-846 8270D	10/16/18	10/18/18 1:13	CDT
4,6-Dinitro-2-methylphenol	ND	10	µg/L	1	R-05	SW-846 8270D	10/16/18	10/18/18 1:13	CDT
2,4-Dinitrophenol	ND	10	µg/L	1	V-19	SW-846 8270D	10/16/18	10/18/18 1:13	CDT
2,4-Dinitrotoluene	ND	10	µg/L	1		SW-846 8270D	10/16/18	10/18/18 1:13	CDT
2,6-Dinitrotoluene	ND	10	µg/L	1		SW-846 8270D	10/16/18	10/18/18 1:13	CDT
Di-n-octylphthalate	ND	10	µg/L	1		SW-846 8270D	10/16/18	10/18/18 1:13	CDT
Fluoranthene (SIM)	ND	0.51	µg/L	1		SW-846 8270D	10/16/18	10/17/18 22:31	IMR
Fluorene (SIM)	ND	1.0	µg/L	1		SW-846 8270D	10/16/18	10/17/18 22:31	IMR
Hexachlorobenzene	ND	10	µg/L	1		SW-846 8270D	10/16/18	10/18/18 1:13	CDT
Hexachlorobutadiene	ND	10	µg/L	1		SW-846 8270D	10/16/18	10/18/18 1:13	CDT
Hexachlorocyclopentadiene	ND	10	µg/L	1		SW-846 8270D	10/16/18	10/18/18 1:13	CDT
Hexachloroethane	ND	10	µg/L	1		SW-846 8270D	10/16/18	10/18/18 1:13	CDT
Indeno(1,2,3-cd)pyrene (SIM)	ND	0.10	µg/L	1		SW-846 8270D	10/16/18	10/17/18 22:31	IMR
Isophorone	ND	10	µg/L	1		SW-846 8270D	10/16/18	10/18/18 1:13	CDT
2-Methylnaphthalene (SIM)	ND	1.0	µg/L	1		SW-846 8270D	10/16/18	10/17/18 22:31	IMR

con-test® ANALYTICAL LABORATORY
39 Spruce Street * East Longmeadow, MA 01028 * FAX 413/525-6405 * TEL. 413/525-2332

Project Location: Wethersfield, CT | Sample Description: | Work Order: 18J0594

Date Received: 10/11/2018

Field Sample #: AP-3R | Sampled: 10/10/2018 12:35

Sample ID: 18J0594-05

Sample Matrix: Ground Water

Semivolatile Organic Compounds by GC/MS

Analyte	Results	RL	Units	Dilution	Flag/Qual	Method	Date Prepared	Date/Time Analyzed	Analyst
2-Methylphenol	ND	10	µg/L	1		SW-846 8270D	10/16/18	10/18/18 1:13	CDT
3/4-Methylphenol	ND	10	µg/L	1		SW-846 8270D	10/16/18	10/18/18 1:13	CDT
Naphthalene (SIM)	ND	1.0	µg/L	1		SW-846 8270D	10/16/18	10/17/18 22:31	IMR
2-Nitroaniline	ND	10	µg/L	1		SW-846 8270D	10/16/18	10/18/18 1:13	CDT
3-Nitroaniline	ND	10	µg/L	1	V-34	SW-846 8270D	10/16/18	10/18/18 1:13	CDT
4-Nitroaniline	ND	10	µg/L	1		SW-846 8270D	10/16/18	10/18/18 1:13	CDT
Nitrobenzene	ND	10	µg/L	1		SW-846 8270D	10/16/18	10/18/18 1:13	CDT
2-Nitrophenol	ND	10	µg/L	1		SW-846 8270D	10/16/18	10/18/18 1:13	CDT
4-Nitrophenol	ND	10	µg/L	1		SW-846 8270D	10/16/18	10/18/18 1:13	CDT
N-Nitrosodiphenylamine	ND	10	µg/L	1		SW-846 8270D	10/16/18	10/18/18 1:13	CDT
N-Nitrosodi-n-propylamine	ND	10	µg/L	1		SW-846 8270D	10/16/18	10/18/18 1:13	CDT
Pentachloronitrobenzene	ND	10	µg/L	1	V-16	SW-846 8270D	10/16/18	10/18/18 1:13	CDT
Pentachlorophenol	ND	10	µg/L	1		SW-846 8270D	10/16/18	10/18/18 1:13	CDT
Phenanthrene (SIM)	ND	0.051	µg/L	1		SW-846 8270D	10/16/18	10/17/18 22:31	IMR
Phenol	ND	10	µg/L	1		SW-846 8270D	10/16/18	10/18/18 1:13	CDT
Pyrene (SIM)	ND	1.0	µg/L	1		SW-846 8270D	10/16/18	10/17/18 22:31	IMR
Pyridine	ND	5.1	µg/L	1		SW-846 8270D	10/16/18	10/18/18 1:13	CDT
1,2,4,5-Tetrachlorobenzene	ND	10	µg/L	1		SW-846 8270D	10/16/18	10/18/18 1:13	CDT
1,2,4-Trichlorobenzene	ND	5.1	µg/L	1		SW-846 8270D	10/16/18	10/18/18 1:13	CDT
2,4,5-Trichlorophenol	ND	10	µg/L	1		SW-846 8270D	10/16/18	10/18/18 1:13	CDT
2,4,6-Trichlorophenol	ND	10	µg/L	1		SW-846 8270D	10/16/18	10/18/18 1:13	CDT

Surrogates	% Recovery	Recovery Limits	Flag/Qual		
2-Fluorophenol	45.3	15-110		10/18/18	1:13
Phenol-d6	31.0	15-110		10/18/18	1:13
Nitrobenzene-d5	78.8	30-130		10/18/18	1:13
Nitrobenzene-d5	73.1	30-130		10/17/18	22:31
2-Fluorobiphenyl	75.2	30-130		10/17/18	22:31
2-Fluorobiphenyl	74.7	30-130		10/18/18	1:13
2,4,6-Tribromophenol	80.2	15-110		10/18/18	1:13
p-Terphenyl-d14	77.5	30-130		10/18/18	1:13
p-Terphenyl-d14	70.4	30-130		10/17/18	22:31

con-test® ANALYTICAL LABORATORY
39 Spruce Street * East Longmeadow, MA 01028 * FAX 413/525-6405 * TEL. 413/525-2332

Project Location: Wethersfield, CT | Sample Description: | Work Order: 18J0594

Date Received: 10/11/2018

Field Sample #: AP-3R | Sampled: 10/10/2018 12:35

Sample ID: 18J0594-05

Sample Matrix: Ground Water

Sample Flags: Z-01

Petroleum Hydrocarbons Analyses

Analyte	Results	RL	Units	Dilution	Flag/Qual	Method	Date Prepared	Date/Time Analyzed	Analyst
CT ETPH	0.18	0.074	mg/L	1	L-04	CTDEP ETPH	10/17/18	10/20/18 18:14	RMW
CT ETPH	0.13	0.075	mg/L	1		CTDEP ETPH	10/18/18	10/19/18 15:31	RMW

Surrogates	% Recovery	Recovery Limits	Flag/Qual	
2-Fluorobiphenyl	76.6	50-150		10/20/18 18:14
2-Fluorobiphenyl	67.7	50-150		10/19/18 15:31

con-test® ANALYTICAL LABORATORY
39 Spruce Street * East Longmeadow, MA 01028 * FAX 413/525-6405 * TEL. 413/525-2332

Project Location: Wethersfield, CT | Sample Description: | Work Order: 18J0594

Date Received: 10/11/2018

Field Sample #: AP-3R | Sampled: 10/10/2018 12:35

Sample ID: 18J0594-05

Sample Matrix: Ground Water

Metals Analyses (Total)

Analyte	Results	RL	Units	Dilution	Flag/Qual	Method	Date Prepared	Date/Time Analyzed	Analyst
Antimony	ND	5.0	µg/L	5		SW-846 6020B	10/15/18	10/16/18 17:25	MJH
Arsenic	ND	2.0	µg/L	5		SW-846 6020B	10/15/18	10/16/18 17:25	MJH
Barium	230	50	µg/L	5		SW-846 6020B	10/15/18	10/16/18 17:25	MJH
Beryllium	ND	2.0	µg/L	5		SW-846 6020B	10/15/18	10/17/18 15:07	MJH
Cadmium	ND	2.5	µg/L	5		SW-846 6020B	10/15/18	10/16/18 17:25	MJH
Chromium	ND	5.0	µg/L	5		SW-846 6020B	10/15/18	10/16/18 17:25	MJH
Copper	ND	25	µg/L	5		SW-846 6020B	10/15/18	10/16/18 17:25	MJH
Lead	ND	5.0	µg/L	5		SW-846 6020B	10/15/18	10/16/18 17:25	MJH
Mercury	ND	0.00010	mg/L	1		SW-846 7470A	10/18/18	10/19/18 11:55	EJB
Nickel	ND	25	µg/L	5		SW-846 6020B	10/15/18	10/16/18 17:25	MJH
Selenium	ND	25	µg/L	5		SW-846 6020B	10/15/18	10/16/18 17:25	MJH
Silver	ND	2.5	µg/L	5		SW-846 6020B	10/15/18	10/16/18 17:25	MJH
Thallium	ND	1.0	µg/L	5		SW-846 6020B	10/15/18	10/16/18 17:25	MJH
Vanadium	ND	25	µg/L	5		SW-846 6020B	10/15/18	10/16/18 17:25	MJH
Zinc	ND	50	µg/L	5		SW-846 6020B	10/15/18	10/16/18 17:25	MJH

con-test® ANALYTICAL LABORATORY
39 Spruce Street * East Longmeadow, MA 01028 * FAX 413/525-6405 * TEL. 413/525-2332

Project Location: Wethersfield, CT | Sample Description: | Work Order: 18J0594

Date Received: 10/11/2018

Field Sample #: AP-3R | Sampled: 10/10/2018 12:35

Sample ID: 18J0594-05

Sample Matrix: Ground Water

Conventional Chemistry Parameters by EPA/APHA/SW-846 Methods (Total)

Analyte	Results	RL	Units	Dilution	Flag/Qual	Method	Date Prepared	Date/Time Analyzed	Analyst
Alkalinity	150	1.0	mg/L	1	SM-01	SM21-22 2320B	10/17/18	10/17/18 22:15	DJM
pH @19.5°C	6.8		pH Units	1	H-05	SM21-22 4500 H B	10/12/18	10/12/18 7:35	MMH

con-test® ANALYTICAL LABORATORY
39 Spruce Street * East Longmeadow, MA 01028 * FAX 413/525-6405 * TEL. 413/525-2332

Project Location: Wethersfield, CT | Sample Description: | Work Order: 18J0594

Date Received: 10/11/2018

Field Sample #: AP-3R | Sampled: 10/10/2018 12:35

Sample ID: 18J0594-05

Sample Matrix: Ground Water

Miscellaneous Inorganic Analyses

Analyte	Results	RL	Units	Dilution	Flag/Qual	Method	Date Prepared	Date/Time Analyzed	Analyst
Carbon Dioxide	132		mg/L	1		SM 4500 CO2 C	10/18/18	10/18/18 14:50	LL

con-test® ANALYTICAL LABORATORY
39 Spruce Street * East Longmeadow, MA 01028 * FAX 413/525-6405 * TEL. 413/525-2332

Project Location: Wethersfield, CT | Sample Description: | Work Order: 18J0594

Date Received: 10/11/2018

Field Sample #: AP-12R | Sampled: 10/10/2018 14:01

Sample ID: 18J0594-06

Sample Matrix: Ground Water

Volatile Organic Compounds by GC/MS

Analyte	Results	RL	Units	Dilution	Flag/Qual	Method	Date Prepared	Date/Time Analyzed	Analyst
Acetone	ND	10	µg/L	1		SW-846 8260C	10/17/18	10/19/18 16:02	LBD
Acrylonitrile	ND	2.0	µg/L	1		SW-846 8260C	10/17/18	10/19/18 16:02	LBD
Benzene	ND	0.50	µg/L	1		SW-846 8260C	10/17/18	10/19/18 16:02	LBD
Bromobenzene	ND	0.50	µg/L	1		SW-846 8260C	10/17/18	10/19/18 16:02	LBD
Bromodichloromethane	ND	0.50	µg/L	1		SW-846 8260C	10/17/18	10/19/18 16:02	LBD
Bromoform	ND	0.50	µg/L	1		SW-846 8260C	10/17/18	10/19/18 16:02	LBD
Bromomethane	ND	1.0	µg/L	1	V-05	SW-846 8260C	10/17/18	10/19/18 16:02	LBD
2-Butanone (MEK)	ND	5.0	µg/L	1		SW-846 8260C	10/17/18	10/19/18 16:02	LBD
n-Butylbenzene	ND	1.0	µg/L	1		SW-846 8260C	10/17/18	10/19/18 16:02	LBD
sec-Butylbenzene	ND	1.0	µg/L	1		SW-846 8260C	10/17/18	10/19/18 16:02	LBD
tert-Butylbenzene	ND	1.0	µg/L	1		SW-846 8260C	10/17/18	10/19/18 16:02	LBD
Carbon Disulfide	ND	5.0	µg/L	1		SW-846 8260C	10/17/18	10/19/18 16:02	LBD
Carbon Tetrachloride	ND	0.50	µg/L	1		SW-846 8260C	10/17/18	10/19/18 16:02	LBD
Chlorobenzene	ND	0.50	µg/L	1		SW-846 8260C	10/17/18	10/19/18 16:02	LBD
Chlorodibromomethane	ND	0.50	µg/L	1		SW-846 8260C	10/17/18	10/19/18 16:02	LBD
Chloroethane	ND	2.0	µg/L	1		SW-846 8260C	10/17/18	10/19/18 16:02	LBD
Chloroform	ND	0.50	µg/L	1		SW-846 8260C	10/17/18	10/19/18 16:02	LBD
Chloromethane	ND	0.60	µg/L	1		SW-846 8260C	10/17/18	10/19/18 16:02	LBD
2-Chlorotoluene	ND	0.50	µg/L	1		SW-846 8260C	10/17/18	10/19/18 16:02	LBD
4-Chlorotoluene	ND	0.50	µg/L	1		SW-846 8260C	10/17/18	10/19/18 16:02	LBD
1,2-Dibromo-3-chloropropane (DBCP)	ND	5.0	µg/L	1		SW-846 8260C	10/17/18	10/19/18 16:02	LBD
1,2-Dibromoethane (EDB)	ND	0.50	µg/L	1		SW-846 8260C	10/17/18	10/19/18 16:02	LBD
Dibromomethane	ND	0.50	µg/L	1		SW-846 8260C	10/17/18	10/19/18 16:02	LBD
1,2-Dichlorobenzene	ND	0.50	µg/L	1		SW-846 8260C	10/17/18	10/19/18 16:02	LBD
1,3-Dichlorobenzene	ND	0.50	µg/L	1		SW-846 8260C	10/17/18	10/19/18 16:02	LBD
1,4-Dichlorobenzene	ND	0.50	µg/L	1		SW-846 8260C	10/17/18	10/19/18 16:02	LBD
trans-1,4-Dichloro-2-butene	ND	2.0	µg/L	1		SW-846 8260C	10/17/18	10/19/18 16:02	LBD
Dichlorodifluoromethane (Freon 12)	ND	0.50	µg/L	1		SW-846 8260C	10/17/18	10/19/18 16:02	LBD
1,1-Dichloroethane	ND	0.50	µg/L	1		SW-846 8260C	10/17/18	10/19/18 16:02	LBD
1,2-Dichloroethane	ND	0.50	µg/L	1		SW-846 8260C	10/17/18	10/19/18 16:02	LBD
1,1-Dichloroethylene	ND	0.50	µg/L	1		SW-846 8260C	10/17/18	10/19/18 16:02	LBD
cis-1,2-Dichloroethylene	ND	0.50	µg/L	1		SW-846 8260C	10/17/18	10/19/18 16:02	LBD
trans-1,2-Dichloroethylene	ND	1.0	µg/L	1		SW-846 8260C	10/17/18	10/19/18 16:02	LBD
1,2-Dichloropropane	ND	0.50	µg/L	1		SW-846 8260C	10/17/18	10/19/18 16:02	LBD
1,3-Dichloropropane	ND	0.50	µg/L	1		SW-846 8260C	10/17/18	10/19/18 16:02	LBD
2,2-Dichloropropane	ND	0.50	µg/L	1	L-03, V-05	SW-846 8260C	10/17/18	10/19/18 16:02	LBD
1,1-Dichloropropene	ND	0.50	µg/L	1		SW-846 8260C	10/17/18	10/19/18 16:02	LBD
cis-1,3-Dichloropropene	ND	0.50	µg/L	1		SW-846 8260C	10/17/18	10/19/18 16:02	LBD
trans-1,3-Dichloropropene	ND	0.50	µg/L	1		SW-846 8260C	10/17/18	10/19/18 16:02	LBD
Ethylbenzene	ND	0.50	µg/L	1		SW-846 8260C	10/17/18	10/19/18 16:02	LBD
Hexachlorobutadiene	ND	1.0	µg/L	1		SW-846 8260C	10/17/18	10/19/18 16:02	LBD
2-Hexanone (MBK)	ND	5.0	µg/L	1		SW-846 8260C	10/17/18	10/19/18 16:02	LBD
Isopropylbenzene (Cumene)	ND	0.50	µg/L	1		SW-846 8260C	10/17/18	10/19/18 16:02	LBD
p-Isopropyltoluene (p-Cymene)	ND	0.50	µg/L	1		SW-846 8260C	10/17/18	10/19/18 16:02	LBD

con-test® ANALYTICAL LABORATORY
39 Spruce Street * East Longmeadow, MA 01028 * FAX 413/525-6405 * TEL. 413/525-2332

Project Location: Wethersfield, CT | Sample Description: | Work Order: 18J0594

Date Received: 10/11/2018

Field Sample #: AP-12R | Sampled: 10/10/2018 14:01

Sample ID: 18J0594-06

Sample Matrix: Ground Water

Volatile Organic Compounds by GC/MS

Analyte	Results	RL	Units	Dilution	Flag/Qual	Method	Date Prepared	Date/Time Analyzed	Analyst
Methyl tert-Butyl Ether (MTBE)	ND	0.50	µg/L	1		SW-846 8260C	10/17/18	10/19/18 16:02	LBD
Methylene Chloride	ND	5.0	µg/L	1		SW-846 8260C	10/17/18	10/19/18 16:02	LBD
4-Methyl-2-pentanone (MIBK)	ND	5.0	µg/L	1		SW-846 8260C	10/17/18	10/19/18 16:02	LBD
Naphthalene	ND	2.0	µg/L	1		SW-846 8260C	10/17/18	10/19/18 16:02	LBD
n-Propylbenzene	ND	1.0	µg/L	1		SW-846 8260C	10/17/18	10/19/18 16:02	LBD
Styrene	ND	1.0	µg/L	1		SW-846 8260C	10/17/18	10/19/18 16:02	LBD
1,1,1,2-Tetrachloroethane	ND	0.50	µg/L	1		SW-846 8260C	10/17/18	10/19/18 16:02	LBD
1,1,2,2-Tetrachloroethane	ND	0.50	µg/L	1		SW-846 8260C	10/17/18	10/19/18 16:02	LBD
Tetrachloroethylene	ND	1.0	µg/L	1		SW-846 8260C	10/17/18	10/19/18 16:02	LBD
Tetrahydrofuran	ND	10	µg/L	1		SW-846 8260C	10/17/18	10/19/18 16:02	LBD
Toluene	ND	1.0	µg/L	1		SW-846 8260C	10/17/18	10/19/18 16:02	LBD
1,2,3-Trichlorobenzene	ND	5.0	µg/L	1		SW-846 8260C	10/17/18	10/19/18 16:02	LBD
1,2,4-Trichlorobenzene	ND	5.0	µg/L	1		SW-846 8260C	10/17/18	10/19/18 16:02	LBD
1,1,1-Trichloroethane	ND	0.50	µg/L	1		SW-846 8260C	10/17/18	10/19/18 16:02	LBD
1,1,2-Trichloroethane	ND	0.50	µg/L	1		SW-846 8260C	10/17/18	10/19/18 16:02	LBD
Trichloroethylene	ND	1.0	µg/L	1		SW-846 8260C	10/17/18	10/19/18 16:02	LBD
Trichlorofluoromethane (Freon 11)	ND	2.0	µg/L	1		SW-846 8260C	10/17/18	10/19/18 16:02	LBD
1,2,3-Trichloropropane	ND	0.50	µg/L	1		SW-846 8260C	10/17/18	10/19/18 16:02	LBD
1,1,2-Trichloro-1,2,2-trifluoroethane (Freon 113)	ND	0.50	µg/L	1		SW-846 8260C	10/17/18	10/19/18 16:02	LBD
1,2,4-Trimethylbenzene	ND	0.50	µg/L	1		SW-846 8260C	10/17/18	10/19/18 16:02	LBD
1,3,5-Trimethylbenzene	ND	0.50	µg/L	1		SW-846 8260C	10/17/18	10/19/18 16:02	LBD
Vinyl Chloride	ND	1.0	µg/L	1		SW-846 8260C	10/17/18	10/19/18 16:02	LBD
m+p Xylene	ND	2.0	µg/L	1		SW-846 8260C	10/17/18	10/19/18 16:02	LBD
o-Xylene	ND	1.0	µg/L	1		SW-846 8260C	10/17/18	10/19/18 16:02	LBD

Surrogates	% Recovery	Recovery Limits	Flag/Qual	
1,2-Dichloroethane-d4	96.2	70-130		10/19/18 16:02
Toluene-d8	98.7	70-130		10/19/18 16:02
4-Bromofluorobenzene	101	70-130		10/19/18 16:02

con-test® ANALYTICAL LABORATORY
39 Spruce Street * East Longmeadow, MA 01028 * FAX 413/525-6405 * TEL. 413/525-2332

Project Location: Wethersfield, CT | Sample Description: | Work Order: 18J0594

Date Received: 10/11/2018

Field Sample #: AP-12R | Sampled: 10/10/2018 14:01

Sample ID: 18J0594-06

Sample Matrix: Ground Water

Semivolatile Organic Compounds by GC/MS

Analyte	Results	RL	Units	Dilution	Flag/Qual	Method	Date Prepared	Date/Time Analyzed	Analyst
Acenaphthene (SIM)	ND	0.29	µg/L	1		SW-846 8270D	10/16/18	10/17/18 22:59	IMR
Acenaphthylene (SIM)	ND	0.19	µg/L	1		SW-846 8270D	10/16/18	10/17/18 22:59	IMR
Aniline	ND	4.8	µg/L	1	V-34	SW-846 8270D	10/16/18	10/18/18 1:40	CDT
Anthracene (SIM)	ND	0.19	µg/L	1		SW-846 8270D	10/16/18	10/17/18 22:59	IMR
Benzo(a)anthracene (SIM)	ND	0.048	µg/L	1		SW-846 8270D	10/16/18	10/17/18 22:59	IMR
Benzo(a)pyrene (SIM)	ND	0.096	µg/L	1		SW-846 8270D	10/16/18	10/17/18 22:59	IMR
Benzo(b)fluoranthene (SIM)	ND	0.048	µg/L	1		SW-846 8270D	10/16/18	10/17/18 22:59	IMR
Benzo(g,h,i)perylene (SIM)	ND	0.48	µg/L	1		SW-846 8270D	10/16/18	10/17/18 22:59	IMR
Benzo(k)fluoranthene (SIM)	ND	0.19	µg/L	1		SW-846 8270D	10/16/18	10/17/18 22:59	IMR
Bis(2-chloroethoxy)methane	ND	9.6	µg/L	1		SW-846 8270D	10/16/18	10/18/18 1:40	CDT
Bis(2-chloroethyl)ether	ND	9.6	µg/L	1		SW-846 8270D	10/16/18	10/18/18 1:40	CDT
Bis(2-chloroisopropyl)ether	ND	9.6	µg/L	1		SW-846 8270D	10/16/18	10/18/18 1:40	CDT
Bis(2-Ethylhexyl)phthalate	ND	9.6	µg/L	1		SW-846 8270D	10/16/18	10/18/18 1:40	CDT
4-Bromophenylphenylether	ND	9.6	µg/L	1		SW-846 8270D	10/16/18	10/18/18 1:40	CDT
Butylbenzylphthalate	ND	9.6	µg/L	1		SW-846 8270D	10/16/18	10/18/18 1:40	CDT
Carbazole	ND	9.6	µg/L	1		SW-846 8270D	10/16/18	10/18/18 1:40	CDT
4-Chloroaniline	ND	9.6	µg/L	1	V-34	SW-846 8270D	10/16/18	10/18/18 1:40	CDT
4-Chloro-3-methylphenol	ND	9.6	µg/L	1		SW-846 8270D	10/16/18	10/18/18 1:40	CDT
2-Chloronaphthalene	ND	9.6	µg/L	1		SW-846 8270D	10/16/18	10/18/18 1:40	CDT
2-Chlorophenol	ND	9.6	µg/L	1		SW-846 8270D	10/16/18	10/18/18 1:40	CDT
4-Chlorophenylphenylether	ND	9.6	µg/L	1		SW-846 8270D	10/16/18	10/18/18 1:40	CDT
Chrysene (SIM)	ND	0.19	µg/L	1		SW-846 8270D	10/16/18	10/17/18 22:59	IMR
Dibenz(a,h)anthracene (SIM)	ND	0.096	µg/L	1		SW-846 8270D	10/16/18	10/17/18 22:59	IMR
Dibenzofuran	ND	4.8	µg/L	1		SW-846 8270D	10/16/18	10/18/18 1:40	CDT
Di-n-butylphthalate	ND	9.6	µg/L	1		SW-846 8270D	10/16/18	10/18/18 1:40	CDT
3,3-Dichlorobenzidine	ND	9.6	µg/L	1	V-34	SW-846 8270D	10/16/18	10/18/18 1:40	CDT
2,4-Dichlorophenol	ND	9.6	µg/L	1		SW-846 8270D	10/16/18	10/18/18 1:40	CDT
Diethylphthalate	ND	9.6	µg/L	1		SW-846 8270D	10/16/18	10/18/18 1:40	CDT
2,4-Dimethylphenol	ND	9.6	µg/L	1		SW-846 8270D	10/16/18	10/18/18 1:40	CDT
Dimethylphthalate	ND	9.6	µg/L	1		SW-846 8270D	10/16/18	10/18/18 1:40	CDT
4,6-Dinitro-2-methylphenol	ND	9.6	µg/L	1	R-05	SW-846 8270D	10/16/18	10/18/18 1:40	CDT
2,4-Dinitrophenol	ND	9.6	µg/L	1	V-19	SW-846 8270D	10/16/18	10/18/18 1:40	CDT
2,4-Dinitrotoluene	ND	9.6	µg/L	1		SW-846 8270D	10/16/18	10/18/18 1:40	CDT
2,6-Dinitrotoluene	ND	9.6	µg/L	1		SW-846 8270D	10/16/18	10/18/18 1:40	CDT
Di-n-octylphthalate	ND	9.6	µg/L	1		SW-846 8270D	10/16/18	10/18/18 1:40	CDT
Fluoranthene (SIM)	ND	0.48	µg/L	1		SW-846 8270D	10/16/18	10/17/18 22:59	IMR
Fluorene (SIM)	ND	0.96	µg/L	1		SW-846 8270D	10/16/18	10/17/18 22:59	IMR
Hexachlorobenzene	ND	9.6	µg/L	1		SW-846 8270D	10/16/18	10/18/18 1:40	CDT
Hexachlorobutadiene	ND	9.6	µg/L	1		SW-846 8270D	10/16/18	10/18/18 1:40	CDT
Hexachlorocyclopentadiene	ND	9.6	µg/L	1		SW-846 8270D	10/16/18	10/18/18 1:40	CDT
Hexachloroethane	ND	9.6	µg/L	1		SW-846 8270D	10/16/18	10/18/18 1:40	CDT
Indeno(1,2,3-cd)pyrene (SIM)	ND	0.096	µg/L	1		SW-846 8270D	10/16/18	10/17/18 22:59	IMR
Isophorone	ND	9.6	µg/L	1		SW-846 8270D	10/16/18	10/18/18 1:40	CDT
2-Methylnaphthalene (SIM)	ND	0.96	µg/L	1		SW-846 8270D	10/16/18	10/17/18 22:59	IMR

con-test® ANALYTICAL LABORATORY
39 Spruce Street * East Longmeadow, MA 01028 * FAX 413/525-6405 * TEL. 413/525-2332

Project Location: Wethersfield, CT | Sample Description: | Work Order: 18J0594

Date Received: 10/11/2018

Field Sample #: AP-12R | Sampled: 10/10/2018 14:01

Sample ID: 18J0594-06

Sample Matrix: Ground Water

Semivolatile Organic Compounds by GC/MS

Analyte	Results	RL	Units	Dilution	Flag/Qual	Method	Date Prepared	Date/Time Analyzed	Analyst
2-Methylphenol	ND	9.6	µg/L	1		SW-846 8270D	10/16/18	10/18/18 1:40	CDT
3/4-Methylphenol	ND	9.6	µg/L	1		SW-846 8270D	10/16/18	10/18/18 1:40	CDT
Naphthalene (SIM)	ND	0.96	µg/L	1		SW-846 8270D	10/16/18	10/17/18 22:59	IMR
2-Nitroaniline	ND	9.6	µg/L	1		SW-846 8270D	10/16/18	10/18/18 1:40	CDT
3-Nitroaniline	ND	9.6	µg/L	1	V-34	SW-846 8270D	10/16/18	10/18/18 1:40	CDT
4-Nitroaniline	ND	9.6	µg/L	1		SW-846 8270D	10/16/18	10/18/18 1:40	CDT
Nitrobenzene	ND	9.6	µg/L	1		SW-846 8270D	10/16/18	10/18/18 1:40	CDT
2-Nitrophenol	ND	9.6	µg/L	1		SW-846 8270D	10/16/18	10/18/18 1:40	CDT
4-Nitrophenol	ND	9.6	µg/L	1		SW-846 8270D	10/16/18	10/18/18 1:40	CDT
N-Nitrosodiphenylamine	ND	9.6	µg/L	1		SW-846 8270D	10/16/18	10/18/18 1:40	CDT
N-Nitrosodi-n-propylamine	ND	9.6	µg/L	1		SW-846 8270D	10/16/18	10/18/18 1:40	CDT
Pentachloronitrobenzene	ND	9.6	µg/L	1	V-16	SW-846 8270D	10/16/18	10/18/18 1:40	CDT
Pentachlorophenol	ND	9.6	µg/L	1		SW-846 8270D	10/16/18	10/18/18 1:40	CDT
Phenanthrene (SIM)	ND	0.048	µg/L	1		SW-846 8270D	10/16/18	10/17/18 22:59	IMR
Phenol	ND	9.6	µg/L	1		SW-846 8270D	10/16/18	10/18/18 1:40	CDT
Pyrene (SIM)	ND	0.96	µg/L	1		SW-846 8270D	10/16/18	10/17/18 22:59	IMR
Pyridine	ND	4.8	µg/L	1		SW-846 8270D	10/16/18	10/18/18 1:40	CDT
1,2,4,5-Tetrachlorobenzene	ND	9.6	µg/L	1		SW-846 8270D	10/16/18	10/18/18 1:40	CDT
1,2,4-Trichlorobenzene	ND	4.8	µg/L	1		SW-846 8270D	10/16/18	10/18/18 1:40	CDT
2,4,5-Trichlorophenol	ND	9.6	µg/L	1		SW-846 8270D	10/16/18	10/18/18 1:40	CDT
2,4,6-Trichlorophenol	ND	9.6	µg/L	1		SW-846 8270D	10/16/18	10/18/18 1:40	CDT

Surrogates	% Recovery	Recovery Limits	Flag/Qual	
2-Fluorophenol	41.3	15-110		10/18/18 1:40
Phenol-d6	29.9	15-110		10/18/18 1:40
Nitrobenzene-d5	64.8	30-130		10/17/18 22:59
Nitrobenzene-d5	72.4	30-130		10/18/18 1:40
2-Fluorobiphenyl	66.6	30-130		10/17/18 22:59
2-Fluorobiphenyl	69.4	30-130		10/18/18 1:40
2,4,6-Tribromophenol	77.1	15-110		10/18/18 1:40
p-Terphenyl-d14	62.6	30-130		10/17/18 22:59
p-Terphenyl-d14	79.0	30-130		10/18/18 1:40

con-test® ANALYTICAL LABORATORY
39 Spruce Street * East Longmeadow, MA 01028 * FAX 413/525-6405 * TEL. 413/525-2332

Project Location: Wethersfield, CT | Sample Description: | Work Order: 18J0594

Date Received: 10/11/2018

Field Sample #: AP-12R | Sampled: 10/10/2018 14:01

Sample ID: 18J0594-06

Sample Matrix: Ground Water

Sample Flags: H-06

Petroleum Hydrocarbons Analyses

Analyte	Results	RL	Units	Dilution	Flag/Qual	Method	Date Prepared	Date/Time Analyzed	Analyst
CT ETPH	0.18	0.087	mg/L	1		CTDEP ETPH	10/18/18	10/19/18 15:31	RMW
CT ETPH	0.19	0.083	mg/L	1	L-04	CTDEP ETPH	10/17/18	10/20/18 17:56	RMW

Surrogates	% Recovery	Recovery Limits	Flag/Qual	
2-Fluorobiphenyl	76.0	50-150		10/20/18 17:56
2-Fluorobiphenyl	75.5	50-150		10/19/18 15:31

con-test® ANALYTICAL LABORATORY
39 Spruce Street * East Longmeadow, MA 01028 * FAX 413/525-6405 * TEL. 413/525-2332

Project Location: Wethersfield, CT | Sample Description: | Work Order: 18J0594

Date Received: 10/11/2018

Field Sample #: AP-12R | Sampled: 10/10/2018 14:01

Sample ID: 18J0594-06

Sample Matrix: Ground Water

Metals Analyses (Total)

Analyte	Results	RL	Units	Dilution	Flag/Qual	Method	Date Prepared	Date/Time Analyzed	Analyst
Antimony	ND	5.0	µg/L	5		SW-846 6020B	10/15/18	10/16/18 17:29	MJH
Arsenic	ND	2.0	µg/L	5		SW-846 6020B	10/15/18	10/16/18 17:29	MJH
Barium	100	50	µg/L	5		SW-846 6020B	10/15/18	10/16/18 17:29	MJH
Beryllium	ND	2.0	µg/L	5		SW-846 6020B	10/15/18	10/17/18 15:10	MJH
Cadmium	ND	2.5	µg/L	5		SW-846 6020B	10/15/18	10/16/18 17:29	MJH
Chromium	ND	5.0	µg/L	5		SW-846 6020B	10/15/18	10/16/18 17:29	MJH
Copper	ND	25	µg/L	5		SW-846 6020B	10/15/18	10/16/18 17:29	MJH
Lead	ND	5.0	µg/L	5		SW-846 6020B	10/15/18	10/16/18 17:29	MJH
Mercury	ND	0.00010	mg/L	1		SW-846 7470A	10/18/18	10/19/18 11:57	EJB
Nickel	ND	25	µg/L	5		SW-846 6020B	10/15/18	10/16/18 17:29	MJH
Selenium	ND	25	µg/L	5		SW-846 6020B	10/15/18	10/16/18 17:29	MJH
Silver	ND	2.5	µg/L	5		SW-846 6020B	10/15/18	10/16/18 17:29	MJH
Thallium	ND	1.0	µg/L	5		SW-846 6020B	10/15/18	10/16/18 17:29	MJH
Vanadium	ND	25	µg/L	5		SW-846 6020B	10/15/18	10/16/18 17:29	MJH
Zinc	ND	50	µg/L	5		SW-846 6020B	10/15/18	10/16/18 17:29	MJH

con-test® ANALYTICAL LABORATORY
39 Spruce Street * East Longmeadow, MA 01028 * FAX 413/525-6405 * TEL. 413/525-2332

Project Location: Wethersfield, CT | Sample Description: | Work Order: 18J0594

Date Received: 10/11/2018

Field Sample #: AP-12R | Sampled: 10/10/2018 14:01

Sample ID: 18J0594-06

Sample Matrix: Ground Water

Conventional Chemistry Parameters by EPA/APHA/SW-846 Methods (Total)

Analyte	Results	RL	Units	Dilution	Flag/Qual	Method	Date Prepared	Date/Time Analyzed	Analyst
Alkalinity	330	1.0	mg/L	1	SM-01	SM21-22 2320B	10/17/18	10/17/18 22:15	DJM
pH @18.4°C	7.0		pH Units	1	H-05	SM21-22 4500 H B	10/12/18	10/12/18 7:35	MMH

con-test® ANALYTICAL LABORATORY
39 Spruce Street * East Longmeadow, MA 01028 * FAX 413/525-6405 * TEL. 413/525-2332

Project Location: Wethersfield, CT | Sample Description: | Work Order: 18J0594

Date Received: 10/11/2018

Field Sample #: AP-12R | Sampled: 10/10/2018 14:01

Sample ID: 18J0594-06

Sample Matrix: Ground Water

Miscellaneous Inorganic Analyses

Analyte	Results	RL	Units	Dilution	Flag/Qual	Method	Date Prepared	Date/Time Analyzed	Analyst
Carbon Dioxide	291		mg/L	1		SM 4500 CO2 C	10/18/18	10/18/18 14:50	LL

con-test® ANALYTICAL LABORATORY
39 Spruce Street * East Longmeadow, MA 01028 * FAX 413/525-6405 * TEL. 413/525-2332

Project Location: Wethersfield, CT | Sample Description: | Work Order: 18J0594

Date Received: 10/11/2018

Field Sample #: AP-101R | Sampled: 10/10/2018 14:47

Sample ID: 18J0594-07

Sample Matrix: Ground Water

Volatile Organic Compounds by GC/MS

Analyte	Results	RL	Units	Dilution	Flag/Qual	Method	Date Prepared	Date/Time Analyzed	Analyst
Acetone	ND	10	µg/L	1		SW-846 8260C	10/17/18	10/19/18 16:33	LBD
Acrylonitrile	ND	2.0	µg/L	1		SW-846 8260C	10/17/18	10/19/18 16:33	LBD
Benzene	ND	0.50	µg/L	1		SW-846 8260C	10/17/18	10/19/18 16:33	LBD
Bromobenzene	ND	0.50	µg/L	1		SW-846 8260C	10/17/18	10/19/18 16:33	LBD
Bromodichloromethane	ND	0.50	µg/L	1		SW-846 8260C	10/17/18	10/19/18 16:33	LBD
Bromoform	ND	0.50	µg/L	1		SW-846 8260C	10/17/18	10/19/18 16:33	LBD
Bromomethane	ND	1.0	µg/L	1	V-05	SW-846 8260C	10/17/18	10/19/18 16:33	LBD
2-Butanone (MEK)	ND	5.0	µg/L	1		SW-846 8260C	10/17/18	10/19/18 16:33	LBD
n-Butylbenzene	ND	1.0	µg/L	1		SW-846 8260C	10/17/18	10/19/18 16:33	LBD
sec-Butylbenzene	ND	1.0	µg/L	1		SW-846 8260C	10/17/18	10/19/18 16:33	LBD
tert-Butylbenzene	ND	1.0	µg/L	1		SW-846 8260C	10/17/18	10/19/18 16:33	LBD
Carbon Disulfide	ND	5.0	µg/L	1		SW-846 8260C	10/17/18	10/19/18 16:33	LBD
Carbon Tetrachloride	ND	0.50	µg/L	1		SW-846 8260C	10/17/18	10/19/18 16:33	LBD
Chlorobenzene	ND	0.50	µg/L	1		SW-846 8260C	10/17/18	10/19/18 16:33	LBD
Chlorodibromomethane	ND	0.50	µg/L	1		SW-846 8260C	10/17/18	10/19/18 16:33	LBD
Chloroethane	ND	2.0	µg/L	1		SW-846 8260C	10/17/18	10/19/18 16:33	LBD
Chloroform	ND	0.50	µg/L	1		SW-846 8260C	10/17/18	10/19/18 16:33	LBD
Chloromethane	ND	0.60	µg/L	1		SW-846 8260C	10/17/18	10/19/18 16:33	LBD
2-Chlorotoluene	ND	0.50	µg/L	1		SW-846 8260C	10/17/18	10/19/18 16:33	LBD
4-Chlorotoluene	ND	0.50	µg/L	1		SW-846 8260C	10/17/18	10/19/18 16:33	LBD
1,2-Dibromo-3-chloropropane (DBCP)	ND	5.0	µg/L	1		SW-846 8260C	10/17/18	10/19/18 16:33	LBD
1,2-Dibromoethane (EDB)	ND	0.50	µg/L	1		SW-846 8260C	10/17/18	10/19/18 16:33	LBD
Dibromomethane	ND	0.50	µg/L	1		SW-846 8260C	10/17/18	10/19/18 16:33	LBD
1,2-Dichlorobenzene	ND	0.50	µg/L	1		SW-846 8260C	10/17/18	10/19/18 16:33	LBD
1,3-Dichlorobenzene	ND	0.50	µg/L	1		SW-846 8260C	10/17/18	10/19/18 16:33	LBD
1,4-Dichlorobenzene	ND	0.50	µg/L	1		SW-846 8260C	10/17/18	10/19/18 16:33	LBD
trans-1,4-Dichloro-2-butene	ND	2.0	µg/L	1		SW-846 8260C	10/17/18	10/19/18 16:33	LBD
Dichlorodifluoromethane (Freon 12)	ND	0.50	µg/L	1		SW-846 8260C	10/17/18	10/19/18 16:33	LBD
1,1-Dichloroethane	ND	0.50	µg/L	1		SW-846 8260C	10/17/18	10/19/18 16:33	LBD
1,2-Dichloroethane	ND	0.50	µg/L	1		SW-846 8260C	10/17/18	10/19/18 16:33	LBD
1,1-Dichloroethylene	ND	0.50	µg/L	1		SW-846 8260C	10/17/18	10/19/18 16:33	LBD
cis-1,2-Dichloroethylene	ND	0.50	µg/L	1		SW-846 8260C	10/17/18	10/19/18 16:33	LBD
trans-1,2-Dichloroethylene	ND	1.0	µg/L	1		SW-846 8260C	10/17/18	10/19/18 16:33	LBD
1,2-Dichloropropane	ND	0.50	µg/L	1		SW-846 8260C	10/17/18	10/19/18 16:33	LBD
1,3-Dichloropropane	ND	0.50	µg/L	1		SW-846 8260C	10/17/18	10/19/18 16:33	LBD
2,2-Dichloropropane	ND	0.50	µg/L	1	L-03, V-05	SW-846 8260C	10/17/18	10/19/18 16:33	LBD
1,1-Dichloropropene	ND	0.50	µg/L	1		SW-846 8260C	10/17/18	10/19/18 16:33	LBD
cis-1,3-Dichloropropene	ND	0.50	µg/L	1		SW-846 8260C	10/17/18	10/19/18 16:33	LBD
trans-1,3-Dichloropropene	ND	0.50	µg/L	1		SW-846 8260C	10/17/18	10/19/18 16:33	LBD
Ethylbenzene	ND	0.50	µg/L	1		SW-846 8260C	10/17/18	10/19/18 16:33	LBD
Hexachlorobutadiene	ND	1.0	µg/L	1		SW-846 8260C	10/17/18	10/19/18 16:33	LBD
2-Hexanone (MBK)	ND	5.0	µg/L	1		SW-846 8260C	10/17/18	10/19/18 16:33	LBD
Isopropylbenzene (Cumene)	ND	0.50	µg/L	1		SW-846 8260C	10/17/18	10/19/18 16:33	LBD
p-Isopropyltoluene (p-Cymene)	ND	0.50	µg/L	1		SW-846 8260C	10/17/18	10/19/18 16:33	LBD

con-test® ANALYTICAL LABORATORY
39 Spruce Street * East Longmeadow, MA 01028 * FAX 413/525-6405 * TEL. 413/525-2332

Project Location: Wethersfield, CT | Sample Description: | Work Order: 18J0594

Date Received: 10/11/2018

Field Sample #: AP-101R | Sampled: 10/10/2018 14:47

Sample ID: 18J0594-07

Sample Matrix: Ground Water

Volatile Organic Compounds by GC/MS

Analyte	Results	RL	Units	Dilution	Flag/Qual	Method	Date Prepared	Date/Time Analyzed	Analyst
Methyl tert-Butyl Ether (MTBE)	ND	0.50	µg/L	1		SW-846 8260C	10/17/18	10/19/18 16:33	LBD
Methylene Chloride	ND	5.0	µg/L	1		SW-846 8260C	10/17/18	10/19/18 16:33	LBD
4-Methyl-2-pentanone (MIBK)	ND	5.0	µg/L	1		SW-846 8260C	10/17/18	10/19/18 16:33	LBD
Naphthalene	ND	2.0	µg/L	1		SW-846 8260C	10/17/18	10/19/18 16:33	LBD
n-Propylbenzene	ND	1.0	µg/L	1		SW-846 8260C	10/17/18	10/19/18 16:33	LBD
Styrene	ND	1.0	µg/L	1		SW-846 8260C	10/17/18	10/19/18 16:33	LBD
1,1,1,2-Tetrachloroethane	ND	0.50	µg/L	1		SW-846 8260C	10/17/18	10/19/18 16:33	LBD
1,1,2,2-Tetrachloroethane	ND	0.50	µg/L	1		SW-846 8260C	10/17/18	10/19/18 16:33	LBD
Tetrachloroethylene	ND	1.0	µg/L	1		SW-846 8260C	10/17/18	10/19/18 16:33	LBD
Tetrahydrofuran	ND	10	µg/L	1		SW-846 8260C	10/17/18	10/19/18 16:33	LBD
Toluene	ND	1.0	µg/L	1		SW-846 8260C	10/17/18	10/19/18 16:33	LBD
1,2,3-Trichlorobenzene	ND	5.0	µg/L	1		SW-846 8260C	10/17/18	10/19/18 16:33	LBD
1,2,4-Trichlorobenzene	ND	5.0	µg/L	1		SW-846 8260C	10/17/18	10/19/18 16:33	LBD
1,1,1-Trichloroethane	ND	0.50	µg/L	1		SW-846 8260C	10/17/18	10/19/18 16:33	LBD
1,1,2-Trichloroethane	ND	0.50	µg/L	1		SW-846 8260C	10/17/18	10/19/18 16:33	LBD
Trichloroethylene	ND	1.0	µg/L	1		SW-846 8260C	10/17/18	10/19/18 16:33	LBD
Trichlorofluoromethane (Freon 11)	ND	2.0	µg/L	1		SW-846 8260C	10/17/18	10/19/18 16:33	LBD
1,2,3-Trichloropropane	ND	0.50	µg/L	1		SW-846 8260C	10/17/18	10/19/18 16:33	LBD
1,1,2-Trichloro-1,2,2-trifluoroethane (Freon 113)	ND	0.50	µg/L	1		SW-846 8260C	10/17/18	10/19/18 16:33	LBD
1,2,4-Trimethylbenzene	ND	0.50	µg/L	1		SW-846 8260C	10/17/18	10/19/18 16:33	LBD
1,3,5-Trimethylbenzene	ND	0.50	µg/L	1		SW-846 8260C	10/17/18	10/19/18 16:33	LBD
Vinyl Chloride	ND	1.0	µg/L	1		SW-846 8260C	10/17/18	10/19/18 16:33	LBD
m+p Xylene	ND	2.0	µg/L	1		SW-846 8260C	10/17/18	10/19/18 16:33	LBD
o-Xylene	ND	1.0	µg/L	1		SW-846 8260C	10/17/18	10/19/18 16:33	LBD

Surrogates	% Recovery	Recovery Limits	Flag/Qual	
1,2-Dichloroethane-d4	99.6	70-130		10/19/18 16:33
Toluene-d8	97.8	70-130		10/19/18 16:33
4-Bromofluorobenzene	105	70-130		10/19/18 16:33

con-test® ANALYTICAL LABORATORY
39 Spruce Street * East Longmeadow, MA 01028 * FAX 413/525-6405 * TEL. 413/525-2332

Project Location: Wethersfield, CT | Sample Description: | Work Order: 18J0594

Date Received: 10/11/2018

Field Sample #: AP-101R | Sampled: 10/10/2018 14:47

Sample ID: 18J0594-07

Sample Matrix: Ground Water

Semivolatile Organic Compounds by GC/MS

Analyte	Results	RL	Units	Dilution	Flag/Qual	Method	Date Prepared	Date/Time Analyzed	Analyst
Acenaphthene (SIM)	ND	0.33	µg/L	1		SW-846 8270D	10/16/18	10/17/18 23:27	IMR
Acenaphthylene (SIM)	ND	0.22	µg/L	1		SW-846 8270D	10/16/18	10/17/18 23:27	IMR
Aniline	ND	5.4	µg/L	1	V-34	SW-846 8270D	10/16/18	10/18/18 2:07	CDT
Anthracene (SIM)	ND	0.22	µg/L	1		SW-846 8270D	10/16/18	10/17/18 23:27	IMR
Benzo(a)anthracene (SIM)	ND	0.054	µg/L	1		SW-846 8270D	10/16/18	10/17/18 23:27	IMR
Benzo(a)pyrene (SIM)	ND	0.11	µg/L	1		SW-846 8270D	10/16/18	10/17/18 23:27	IMR
Benzo(b)fluoranthene (SIM)	ND	0.054	µg/L	1		SW-846 8270D	10/16/18	10/17/18 23:27	IMR
Benzo(g,h,i)perylene (SIM)	ND	0.54	µg/L	1		SW-846 8270D	10/16/18	10/17/18 23:27	IMR
Benzo(k)fluoranthene (SIM)	ND	0.22	µg/L	1		SW-846 8270D	10/16/18	10/17/18 23:27	IMR
Bis(2-chloroethoxy)methane	ND	11	µg/L	1		SW-846 8270D	10/16/18	10/18/18 2:07	CDT
Bis(2-chloroethyl)ether	ND	11	µg/L	1		SW-846 8270D	10/16/18	10/18/18 2:07	CDT
Bis(2-chloroisopropyl)ether	ND	11	µg/L	1		SW-846 8270D	10/16/18	10/18/18 2:07	CDT
Bis(2-Ethylhexyl)phthalate	ND	11	µg/L	1		SW-846 8270D	10/16/18	10/18/18 2:07	CDT
4-Bromophenylphenylether	ND	11	µg/L	1		SW-846 8270D	10/16/18	10/18/18 2:07	CDT
Butylbenzylphthalate	ND	11	µg/L	1		SW-846 8270D	10/16/18	10/18/18 2:07	CDT
Carbazole	ND	11	µg/L	1		SW-846 8270D	10/16/18	10/18/18 2:07	CDT
4-Chloroaniline	ND	11	µg/L	1	V-34	SW-846 8270D	10/16/18	10/18/18 2:07	CDT
4-Chloro-3-methylphenol	ND	11	µg/L	1		SW-846 8270D	10/16/18	10/18/18 2:07	CDT
2-Chloronaphthalene	ND	11	µg/L	1		SW-846 8270D	10/16/18	10/18/18 2:07	CDT
2-Chlorophenol	ND	11	µg/L	1		SW-846 8270D	10/16/18	10/18/18 2:07	CDT
4-Chlorophenylphenylether	ND	11	µg/L	1		SW-846 8270D	10/16/18	10/18/18 2:07	CDT
Chrysene (SIM)	ND	0.22	µg/L	1		SW-846 8270D	10/16/18	10/17/18 23:27	IMR
Dibenz(a,h)anthracene (SIM)	ND	0.11	µg/L	1		SW-846 8270D	10/16/18	10/17/18 23:27	IMR
Dibenzofuran	ND	5.4	µg/L	1		SW-846 8270D	10/16/18	10/18/18 2:07	CDT
Di-n-butylphthalate	ND	11	µg/L	1		SW-846 8270D	10/16/18	10/18/18 2:07	CDT
3,3-Dichlorobenzidine	ND	11	µg/L	1	V-34	SW-846 8270D	10/16/18	10/18/18 2:07	CDT
2,4-Dichlorophenol	ND	11	µg/L	1		SW-846 8270D	10/16/18	10/18/18 2:07	CDT
Diethylphthalate	ND	11	µg/L	1		SW-846 8270D	10/16/18	10/18/18 2:07	CDT
2,4-Dimethylphenol	ND	11	µg/L	1		SW-846 8270D	10/16/18	10/18/18 2:07	CDT
Dimethylphthalate	ND	11	µg/L	1		SW-846 8270D	10/16/18	10/18/18 2:07	CDT
4,6-Dinitro-2-methylphenol	ND	11	µg/L	1	R-05	SW-846 8270D	10/16/18	10/18/18 2:07	CDT
2,4-Dinitrophenol	ND	11	µg/L	1	V-19	SW-846 8270D	10/16/18	10/18/18 2:07	CDT
2,4-Dinitrotoluene	ND	11	µg/L	1		SW-846 8270D	10/16/18	10/18/18 2:07	CDT
2,6-Dinitrotoluene	ND	11	µg/L	1		SW-846 8270D	10/16/18	10/18/18 2:07	CDT
Di-n-octylphthalate	ND	11	µg/L	1		SW-846 8270D	10/16/18	10/18/18 2:07	CDT
Fluoranthene (SIM)	ND	0.54	µg/L	1		SW-846 8270D	10/16/18	10/17/18 23:27	IMR
Fluorene (SIM)	ND	1.1	µg/L	1		SW-846 8270D	10/16/18	10/17/18 23:27	IMR
Hexachlorobenzene	ND	11	µg/L	1		SW-846 8270D	10/16/18	10/18/18 2:07	CDT
Hexachlorobutadiene	ND	11	µg/L	1		SW-846 8270D	10/16/18	10/18/18 2:07	CDT
Hexachlorocyclopentadiene	ND	11	µg/L	1		SW-846 8270D	10/16/18	10/18/18 2:07	CDT
Hexachloroethane	ND	11	µg/L	1		SW-846 8270D	10/16/18	10/18/18 2:07	CDT
Indeno(1,2,3-cd)pyrene (SIM)	ND	0.11	µg/L	1		SW-846 8270D	10/16/18	10/17/18 23:27	IMR
Isophorone	ND	11	µg/L	1		SW-846 8270D	10/16/18	10/18/18 2:07	CDT
2-Methylnaphthalene (SIM)	ND	1.1	µg/L	1		SW-846 8270D	10/16/18	10/17/18 23:27	IMR

con-test® ANALYTICAL LABORATORY
39 Spruce Street * East Longmeadow, MA 01028 * FAX 413/525-6405 * TEL. 413/525-2332

Project Location: Wethersfield, CT | Sample Description: | Work Order: 18J0594

Date Received: 10/11/2018

Field Sample #: AP-101R | Sampled: 10/10/2018 14:47

Sample ID: 18J0594-07

Sample Matrix: Ground Water

Semivolatile Organic Compounds by GC/MS

Analyte	Results	RL	Units	Dilution	Flag/Qual	Method	Date Prepared	Date/Time Analyzed	Analyst
2-Methylphenol	ND	11	µg/L	1		SW-846 8270D	10/16/18	10/18/18 2:07	CDT
3/4-Methylphenol	ND	11	µg/L	1		SW-846 8270D	10/16/18	10/18/18 2:07	CDT
Naphthalene (SIM)	ND	1.1	µg/L	1		SW-846 8270D	10/16/18	10/17/18 23:27	IMR
2-Nitroaniline	ND	11	µg/L	1		SW-846 8270D	10/16/18	10/18/18 2:07	CDT
3-Nitroaniline	ND	11	µg/L	1	V-34	SW-846 8270D	10/16/18	10/18/18 2:07	CDT
4-Nitroaniline	ND	11	µg/L	1		SW-846 8270D	10/16/18	10/18/18 2:07	CDT
Nitrobenzene	ND	11	µg/L	1		SW-846 8270D	10/16/18	10/18/18 2:07	CDT
2-Nitrophenol	ND	11	µg/L	1		SW-846 8270D	10/16/18	10/18/18 2:07	CDT
4-Nitrophenol	ND	11	µg/L	1		SW-846 8270D	10/16/18	10/18/18 2:07	CDT
N-Nitrosodiphenylamine	ND	11	µg/L	1		SW-846 8270D	10/16/18	10/18/18 2:07	CDT
N-Nitrosodi-n-propylamine	ND	11	µg/L	1		SW-846 8270D	10/16/18	10/18/18 2:07	CDT
Pentachloronitrobenzene	ND	11	µg/L	1	V-16	SW-846 8270D	10/16/18	10/18/18 2:07	CDT
Pentachlorophenol	ND	11	µg/L	1		SW-846 8270D	10/16/18	10/18/18 2:07	CDT
Phenanthrene (SIM)	ND	0.054	µg/L	1		SW-846 8270D	10/16/18	10/17/18 23:27	IMR
Phenol	ND	11	µg/L	1		SW-846 8270D	10/16/18	10/18/18 2:07	CDT
Pyrene (SIM)	ND	1.1	µg/L	1		SW-846 8270D	10/16/18	10/17/18 23:27	IMR
Pyridine	ND	5.4	µg/L	1		SW-846 8270D	10/16/18	10/18/18 2:07	CDT
1,2,4,5-Tetrachlorobenzene	ND	11	µg/L	1		SW-846 8270D	10/16/18	10/18/18 2:07	CDT
1,2,4-Trichlorobenzene	ND	5.4	µg/L	1		SW-846 8270D	10/16/18	10/18/18 2:07	CDT
2,4,5-Trichlorophenol	ND	11	µg/L	1		SW-846 8270D	10/16/18	10/18/18 2:07	CDT
2,4,6-Trichlorophenol	ND	11	µg/L	1		SW-846 8270D	10/16/18	10/18/18 2:07	CDT

Surrogates	% Recovery	Recovery Limits	Flag/Qual	
2-Fluorophenol	44.4	15-110		10/18/18 2:07
Phenol-d6	33.5	15-110		10/18/18 2:07
Nitrobenzene-d5	70.9	30-130		10/18/18 2:07
Nitrobenzene-d5	64.6	30-130		10/17/18 23:27
2-Fluorobiphenyl	66.0	30-130		10/17/18 23:27
2-Fluorobiphenyl	66.3	30-130		10/18/18 2:07
2,4,6-Tribromophenol	76.7	15-110		10/18/18 2:07
p-Terphenyl-d14	73.5	30-130		10/18/18 2:07
p-Terphenyl-d14	63.7	30-130		10/17/18 23:27

con-test® ANALYTICAL LABORATORY
39 Spruce Street * East Longmeadow, MA 01028 * FAX 413/525-6405 * TEL. 413/525-2332

Project Location: Wethersfield, CT | Sample Description: | Work Order: 18J0594

Date Received: 10/11/2018

Field Sample #: AP-101R | Sampled: 10/10/2018 14:47

Sample ID: 18J0594-07

Sample Matrix: Ground Water

Sample Flags: Z-01

Petroleum Hydrocarbons Analyses

Analyte	Results	RL	Units	Dilution	Flag/Qual	Method	Date Prepared	Date/Time Analyzed	Analyst
CT ETPH	0.27	0.075	mg/L	1	L-04	CTDEP ETPH	10/17/18	10/20/18 19:07	RMW
CT ETPH	0.19	0.085	mg/L	1	H-06	CTDEP ETPH	10/18/18	10/20/18 17:02	RMW

Surrogates	% Recovery	Recovery Limits	Flag/Qual	
2-Fluorobiphenyl	78.9	50-150	H-06	10/20/18 17:02
2-Fluorobiphenyl	83.5	50-150		10/20/18 19:07

con-test® ANALYTICAL LABORATORY
39 Spruce Street * East Longmeadow, MA 01028 * FAX 413/525-6405 * TEL. 413/525-2332

Project Location: Wethersfield, CT | Sample Description: | Work Order: 18J0594

Date Received: 10/11/2018

Field Sample #: AP-101R | Sampled: 10/10/2018 14:47

Sample ID: 18J0594-07

Sample Matrix: Ground Water

Metals Analyses (Total)

Analyte	Results	RL	Units	Dilution	Flag/Qual	Method	Date Prepared	Date/Time Analyzed	Analyst
Antimony	ND	5.0	µg/L	5		SW-846 6020B	10/15/18	10/16/18 17:32	MJH
Arsenic	ND	2.0	µg/L	5		SW-846 6020B	10/15/18	10/16/18 17:32	MJH
Barium	96	50	µg/L	5		SW-846 6020B	10/15/18	10/16/18 17:32	MJH
Beryllium	ND	2.0	µg/L	5		SW-846 6020B	10/15/18	10/17/18 15:14	MJH
Cadmium	ND	2.5	µg/L	5		SW-846 6020B	10/15/18	10/16/18 17:32	MJH
Chromium	ND	5.0	µg/L	5		SW-846 6020B	10/15/18	10/16/18 17:32	MJH
Copper	ND	25	µg/L	5		SW-846 6020B	10/15/18	10/16/18 17:32	MJH
Lead	ND	5.0	µg/L	5		SW-846 6020B	10/15/18	10/16/18 17:32	MJH
Mercury	ND	0.00010	mg/L	1		SW-846 7470A	10/18/18	10/19/18 11:58	EJB
Nickel	ND	25	µg/L	5		SW-846 6020B	10/15/18	10/16/18 17:32	MJH
Selenium	ND	25	µg/L	5		SW-846 6020B	10/15/18	10/16/18 17:32	MJH
Silver	ND	2.5	µg/L	5		SW-846 6020B	10/15/18	10/16/18 17:32	MJH
Thallium	ND	1.0	µg/L	5		SW-846 6020B	10/15/18	10/16/18 17:32	MJH
Vanadium	ND	25	µg/L	5		SW-846 6020B	10/15/18	10/16/18 17:32	MJH
Zinc	ND	50	µg/L	5		SW-846 6020B	10/15/18	10/16/18 17:32	MJH

con-test® ANALYTICAL LABORATORY
39 Spruce Street * East Longmeadow, MA 01028 * FAX 413/525-6405 * TEL. 413/525-2332

Project Location: Wethersfield, CT | Sample Description: | Work Order: 18J0594

Date Received: 10/11/2018

Field Sample #: AP-101R | Sampled: 10/10/2018 14:47

Sample ID: 18J0594-07

Sample Matrix: Ground Water

Conventional Chemistry Parameters by EPA/APHA/SW-846 Methods (Total)

Analyte	Results	RL	Units	Dilution	Flag/Qual	Method	Date Prepared	Date/Time Analyzed	Analyst
Alkalinity	330	1.0	mg/L	1	SM-01	SM21-22 2320B	10/17/18	10/17/18 22:15	DJM
pH @20.3°C	7.6		pH Units	1	H-05	SM21-22 4500 H B	10/12/18	10/12/18 7:35	MMH

con-test® ANALYTICAL LABORATORY
39 Spruce Street * East Longmeadow, MA 01028 * FAX 413/525-6405 * TEL. 413/525-2332

Project Location: Wethersfield, CT | Sample Description: | Work Order: 18J0594

Date Received: 10/11/2018

Field Sample #: AP-101R | Sampled: 10/10/2018 14:47

Sample ID: 18J0594-07

Sample Matrix: Ground Water

Miscellaneous Inorganic Analyses

Analyte	Results	RL	Units	Dilution	Flag/Qual	Method	Date Prepared	Date/Time Analyzed	Analyst
Carbon Dioxide	291		mg/L	1		SM 4500 CO2 C	10/18/18	10/18/18 14:50	LL

con-test® ANALYTICAL LABORATORY
39 Spruce Street * East Longmeadow, MA 01028 * FAX 413/525-6405 * TEL. 413/525-2332

Project Location: Wethersfield, CT | Sample Description: | Work Order: 18J0594

Date Received: 10/11/2018

Field Sample #: Dup 20181010 | Sampled: 10/10/2018 00:00

Sample ID: 18J0594-08

Sample Matrix: Ground Water

Volatile Organic Compounds by GC/MS

Analyte	Results	RL	Units	Dilution	Flag/Qual	Method	Date Prepared	Date/Time Analyzed	Analyst
Acetone	ND	10	µg/L	1		SW-846 8260C	10/17/18	10/19/18 17:03	LBD
Acrylonitrile	ND	2.0	µg/L	1		SW-846 8260C	10/17/18	10/19/18 17:03	LBD
Benzene	ND	0.50	µg/L	1		SW-846 8260C	10/17/18	10/19/18 17:03	LBD
Bromobenzene	ND	0.50	µg/L	1		SW-846 8260C	10/17/18	10/19/18 17:03	LBD
Bromodichloromethane	ND	0.50	µg/L	1		SW-846 8260C	10/17/18	10/19/18 17:03	LBD
Bromoform	ND	0.50	µg/L	1		SW-846 8260C	10/17/18	10/19/18 17:03	LBD
Bromomethane	ND	1.0	µg/L	1	V-05	SW-846 8260C	10/17/18	10/19/18 17:03	LBD
2-Butanone (MEK)	ND	5.0	µg/L	1		SW-846 8260C	10/17/18	10/19/18 17:03	LBD
n-Butylbenzene	ND	1.0	µg/L	1		SW-846 8260C	10/17/18	10/19/18 17:03	LBD
sec-Butylbenzene	ND	1.0	µg/L	1		SW-846 8260C	10/17/18	10/19/18 17:03	LBD
tert-Butylbenzene	ND	1.0	µg/L	1		SW-846 8260C	10/17/18	10/19/18 17:03	LBD
Carbon Disulfide	ND	5.0	µg/L	1		SW-846 8260C	10/17/18	10/19/18 17:03	LBD
Carbon Tetrachloride	ND	0.50	µg/L	1		SW-846 8260C	10/17/18	10/19/18 17:03	LBD
Chlorobenzene	ND	0.50	µg/L	1		SW-846 8260C	10/17/18	10/19/18 17:03	LBD
Chlorodibromomethane	ND	0.50	µg/L	1		SW-846 8260C	10/17/18	10/19/18 17:03	LBD
Chloroethane	ND	2.0	µg/L	1		SW-846 8260C	10/17/18	10/19/18 17:03	LBD
Chloroform	ND	0.50	µg/L	1		SW-846 8260C	10/17/18	10/19/18 17:03	LBD
Chloromethane	ND	0.60	µg/L	1		SW-846 8260C	10/17/18	10/19/18 17:03	LBD
2-Chlorotoluene	ND	0.50	µg/L	1		SW-846 8260C	10/17/18	10/19/18 17:03	LBD
4-Chlorotoluene	ND	0.50	µg/L	1		SW-846 8260C	10/17/18	10/19/18 17:03	LBD
1,2-Dibromo-3-chloropropane (DBCP)	ND	5.0	µg/L	1		SW-846 8260C	10/17/18	10/19/18 17:03	LBD
1,2-Dibromoethane (EDB)	ND	0.50	µg/L	1		SW-846 8260C	10/17/18	10/19/18 17:03	LBD
Dibromomethane	ND	0.50	µg/L	1		SW-846 8260C	10/17/18	10/19/18 17:03	LBD
1,2-Dichlorobenzene	ND	0.50	µg/L	1		SW-846 8260C	10/17/18	10/19/18 17:03	LBD
1,3-Dichlorobenzene	ND	0.50	µg/L	1		SW-846 8260C	10/17/18	10/19/18 17:03	LBD
1,4-Dichlorobenzene	ND	0.50	µg/L	1		SW-846 8260C	10/17/18	10/19/18 17:03	LBD
trans-1,4-Dichloro-2-butene	ND	2.0	µg/L	1		SW-846 8260C	10/17/18	10/19/18 17:03	LBD
Dichlorodifluoromethane (Freon 12)	ND	0.50	µg/L	1		SW-846 8260C	10/17/18	10/19/18 17:03	LBD
1,1-Dichloroethane	ND	0.50	µg/L	1		SW-846 8260C	10/17/18	10/19/18 17:03	LBD
1,2-Dichloroethane	ND	0.50	µg/L	1		SW-846 8260C	10/17/18	10/19/18 17:03	LBD
1,1-Dichloroethylene	ND	0.50	µg/L	1		SW-846 8260C	10/17/18	10/19/18 17:03	LBD
cis-1,2-Dichloroethylene	ND	0.50	µg/L	1		SW-846 8260C	10/17/18	10/19/18 17:03	LBD
trans-1,2-Dichloroethylene	ND	1.0	µg/L	1		SW-846 8260C	10/17/18	10/19/18 17:03	LBD
1,2-Dichloropropane	ND	0.50	µg/L	1		SW-846 8260C	10/17/18	10/19/18 17:03	LBD
1,3-Dichloropropane	ND	0.50	µg/L	1		SW-846 8260C	10/17/18	10/19/18 17:03	LBD
2,2-Dichloropropane	ND	0.50	µg/L	1	L-03, V-05	SW-846 8260C	10/17/18	10/19/18 17:03	LBD
1,1-Dichloropropene	ND	0.50	µg/L	1		SW-846 8260C	10/17/18	10/19/18 17:03	LBD
cis-1,3-Dichloropropene	ND	0.50	µg/L	1		SW-846 8260C	10/17/18	10/19/18 17:03	LBD
trans-1,3-Dichloropropene	ND	0.50	µg/L	1		SW-846 8260C	10/17/18	10/19/18 17:03	LBD
Ethylbenzene	ND	0.50	µg/L	1		SW-846 8260C	10/17/18	10/19/18 17:03	LBD
Hexachlorobutadiene	ND	1.0	µg/L	1		SW-846 8260C	10/17/18	10/19/18 17:03	LBD
2-Hexanone (MBK)	ND	5.0	µg/L	1		SW-846 8260C	10/17/18	10/19/18 17:03	LBD
Isopropylbenzene (Cumene)	ND	0.50	µg/L	1		SW-846 8260C	10/17/18	10/19/18 17:03	LBD
p-Isopropyltoluene (p-Cymene)	ND	0.50	µg/L	1		SW-846 8260C	10/17/18	10/19/18 17:03	LBD

con-test® ANALYTICAL LABORATORY
39 Spruce Street * East Longmeadow, MA 01028 * FAX 413/525-6405 * TEL. 413/525-2332

Project Location: Wethersfield, CT | Sample Description: | Work Order: 18J0594

Date Received: 10/11/2018

Field Sample #: Dup 20181010 | Sampled: 10/10/2018 00:00

Sample ID: 18J0594-08

Sample Matrix: Ground Water

Volatile Organic Compounds by GC/MS

Analyte	Results	RL	Units	Dilution	Flag/Qual	Method	Date Prepared	Date/Time Analyzed	Analyst
Methyl tert-Butyl Ether (MTBE)	ND	0.50	µg/L	1		SW-846 8260C	10/17/18	10/19/18 17:03	LBD
Methylene Chloride	ND	5.0	µg/L	1		SW-846 8260C	10/17/18	10/19/18 17:03	LBD
4-Methyl-2-pentanone (MIBK)	ND	5.0	µg/L	1		SW-846 8260C	10/17/18	10/19/18 17:03	LBD
Naphthalene	ND	2.0	µg/L	1		SW-846 8260C	10/17/18	10/19/18 17:03	LBD
n-Propylbenzene	ND	1.0	µg/L	1		SW-846 8260C	10/17/18	10/19/18 17:03	LBD
Styrene	ND	1.0	µg/L	1		SW-846 8260C	10/17/18	10/19/18 17:03	LBD
1,1,1,2-Tetrachloroethane	ND	0.50	µg/L	1		SW-846 8260C	10/17/18	10/19/18 17:03	LBD
1,1,2,2-Tetrachloroethane	ND	0.50	µg/L	1		SW-846 8260C	10/17/18	10/19/18 17:03	LBD
Tetrachloroethylene	ND	1.0	µg/L	1		SW-846 8260C	10/17/18	10/19/18 17:03	LBD
Tetrahydrofuran	ND	10	µg/L	1		SW-846 8260C	10/17/18	10/19/18 17:03	LBD
Toluene	ND	1.0	µg/L	1		SW-846 8260C	10/17/18	10/19/18 17:03	LBD
1,2,3-Trichlorobenzene	ND	5.0	µg/L	1		SW-846 8260C	10/17/18	10/19/18 17:03	LBD
1,2,4-Trichlorobenzene	ND	5.0	µg/L	1		SW-846 8260C	10/17/18	10/19/18 17:03	LBD
1,1,1-Trichloroethane	ND	0.50	µg/L	1		SW-846 8260C	10/17/18	10/19/18 17:03	LBD
1,1,2-Trichloroethane	ND	0.50	µg/L	1		SW-846 8260C	10/17/18	10/19/18 17:03	LBD
Trichloroethylene	ND	1.0	µg/L	1		SW-846 8260C	10/17/18	10/19/18 17:03	LBD
Trichlorofluoromethane (Freon 11)	ND	2.0	µg/L	1		SW-846 8260C	10/17/18	10/19/18 17:03	LBD
1,2,3-Trichloropropane	ND	0.50	µg/L	1		SW-846 8260C	10/17/18	10/19/18 17:03	LBD
1,1,2-Trichloro-1,2,2-trifluoroethane (Freon 113)	ND	0.50	µg/L	1		SW-846 8260C	10/17/18	10/19/18 17:03	LBD
1,2,4-Trimethylbenzene	ND	0.50	µg/L	1		SW-846 8260C	10/17/18	10/19/18 17:03	LBD
1,3,5-Trimethylbenzene	ND	0.50	µg/L	1		SW-846 8260C	10/17/18	10/19/18 17:03	LBD
Vinyl Chloride	ND	1.0	µg/L	1		SW-846 8260C	10/17/18	10/19/18 17:03	LBD
m+p Xylene	ND	2.0	µg/L	1		SW-846 8260C	10/17/18	10/19/18 17:03	LBD
o-Xylene	ND	1.0	µg/L	1		SW-846 8260C	10/17/18	10/19/18 17:03	LBD

Surrogates	% Recovery	Recovery Limits	Flag/Qual	
1,2-Dichloroethane-d4	101	70-130		10/19/18 17:03
Toluene-d8	98.2	70-130		10/19/18 17:03
4-Bromofluorobenzene	103	70-130		10/19/18 17:03

con-test® ANALYTICAL LABORATORY
39 Spruce Street * East Longmeadow, MA 01028 * FAX 413/525-6405 * TEL. 413/525-2332

Project Location: Wethersfield, CT | Sample Description: | Work Order: 18J0594

Date Received: 10/11/2018

Field Sample #: Dup 20181010 | Sampled: 10/10/2018 00:00

Sample ID: 18J0594-08

Sample Matrix: Ground Water

Semivolatile Organic Compounds by GC/MS

Analyte	Results	RL	Units	Dilution	Flag/Qual	Method	Date Prepared	Date/Time Analyzed	Analyst
Acenaphthene (SIM)	ND	0.30	µg/L	1		SW-846 8270D	10/16/18	10/17/18 23:56	IMR
Acenaphthylene (SIM)	ND	0.20	µg/L	1		SW-846 8270D	10/16/18	10/17/18 23:56	IMR
Aniline	ND	5.0	µg/L	1	V-34	SW-846 8270D	10/16/18	10/18/18 2:34	CDT
Anthracene (SIM)	ND	0.20	µg/L	1		SW-846 8270D	10/16/18	10/17/18 23:56	IMR
Benzo(a)anthracene (SIM)	ND	0.050	µg/L	1		SW-846 8270D	10/16/18	10/17/18 23:56	IMR
Benzo(a)pyrene (SIM)	ND	0.10	µg/L	1		SW-846 8270D	10/16/18	10/17/18 23:56	IMR
Benzo(b)fluoranthene (SIM)	ND	0.050	µg/L	1		SW-846 8270D	10/16/18	10/17/18 23:56	IMR
Benzo(g,h,i)perylene (SIM)	ND	0.50	µg/L	1		SW-846 8270D	10/16/18	10/17/18 23:56	IMR
Benzo(k)fluoranthene (SIM)	ND	0.20	µg/L	1		SW-846 8270D	10/16/18	10/17/18 23:56	IMR
Bis(2-chloroethoxy)methane	ND	10	µg/L	1		SW-846 8270D	10/16/18	10/18/18 2:34	CDT
Bis(2-chloroethyl)ether	ND	10	µg/L	1		SW-846 8270D	10/16/18	10/18/18 2:34	CDT
Bis(2-chloroisopropyl)ether	ND	10	µg/L	1		SW-846 8270D	10/16/18	10/18/18 2:34	CDT
Bis(2-Ethylhexyl)phthalate	ND	10	µg/L	1		SW-846 8270D	10/16/18	10/18/18 2:34	CDT
4-Bromophenylphenylether	ND	10	µg/L	1		SW-846 8270D	10/16/18	10/18/18 2:34	CDT
Butylbenzylphthalate	ND	10	µg/L	1		SW-846 8270D	10/16/18	10/18/18 2:34	CDT
Carbazole	ND	10	µg/L	1		SW-846 8270D	10/16/18	10/18/18 2:34	CDT
4-Chloroaniline	ND	10	µg/L	1	V-34	SW-846 8270D	10/16/18	10/18/18 2:34	CDT
4-Chloro-3-methylphenol	ND	10	µg/L	1		SW-846 8270D	10/16/18	10/18/18 2:34	CDT
2-Chloronaphthalene	ND	10	µg/L	1		SW-846 8270D	10/16/18	10/18/18 2:34	CDT
2-Chlorophenol	ND	10	µg/L	1		SW-846 8270D	10/16/18	10/18/18 2:34	CDT
4-Chlorophenylphenylether	ND	10	µg/L	1		SW-846 8270D	10/16/18	10/18/18 2:34	CDT
Chrysene (SIM)	ND	0.20	µg/L	1		SW-846 8270D	10/16/18	10/17/18 23:56	IMR
Dibenz(a,h)anthracene (SIM)	ND	0.10	µg/L	1		SW-846 8270D	10/16/18	10/17/18 23:56	IMR
Dibenzofuran	ND	5.0	µg/L	1		SW-846 8270D	10/16/18	10/18/18 2:34	CDT
Di-n-butylphthalate	ND	10	µg/L	1		SW-846 8270D	10/16/18	10/18/18 2:34	CDT
3,3-Dichlorobenzidine	ND	10	µg/L	1	V-34	SW-846 8270D	10/16/18	10/18/18 2:34	CDT
2,4-Dichlorophenol	ND	10	µg/L	1		SW-846 8270D	10/16/18	10/18/18 2:34	CDT
Diethylphthalate	ND	10	µg/L	1		SW-846 8270D	10/16/18	10/18/18 2:34	CDT
2,4-Dimethylphenol	ND	10	µg/L	1		SW-846 8270D	10/16/18	10/18/18 2:34	CDT
Dimethylphthalate	ND	10	µg/L	1		SW-846 8270D	10/16/18	10/18/18 2:34	CDT
4,6-Dinitro-2-methylphenol	ND	10	µg/L	1	R-05	SW-846 8270D	10/16/18	10/18/18 2:34	CDT
2,4-Dinitrophenol	ND	10	µg/L	1	V-19	SW-846 8270D	10/16/18	10/18/18 2:34	CDT
2,4-Dinitrotoluene	ND	10	µg/L	1		SW-846 8270D	10/16/18	10/18/18 2:34	CDT
2,6-Dinitrotoluene	ND	10	µg/L	1		SW-846 8270D	10/16/18	10/18/18 2:34	CDT
Di-n-octylphthalate	ND	10	µg/L	1		SW-846 8270D	10/16/18	10/18/18 2:34	CDT
Fluoranthene (SIM)	ND	0.50	µg/L	1		SW-846 8270D	10/16/18	10/17/18 23:56	IMR
Fluorene (SIM)	ND	1.0	µg/L	1		SW-846 8270D	10/16/18	10/17/18 23:56	IMR
Hexachlorobenzene	ND	10	µg/L	1		SW-846 8270D	10/16/18	10/18/18 2:34	CDT
Hexachlorobutadiene	ND	10	µg/L	1		SW-846 8270D	10/16/18	10/18/18 2:34	CDT
Hexachlorocyclopentadiene	ND	10	µg/L	1		SW-846 8270D	10/16/18	10/18/18 2:34	CDT
Hexachloroethane	ND	10	µg/L	1		SW-846 8270D	10/16/18	10/18/18 2:34	CDT
Indeno(1,2,3-cd)pyrene (SIM)	ND	0.10	µg/L	1		SW-846 8270D	10/16/18	10/17/18 23:56	IMR
Isophorone	ND	10	µg/L	1		SW-846 8270D	10/16/18	10/18/18 2:34	CDT
2-Methylnaphthalene (SIM)	ND	1.0	µg/L	1		SW-846 8270D	10/16/18	10/17/18 23:56	IMR

con-test® ANALYTICAL LABORATORY
39 Spruce Street * East Longmeadow, MA 01028 * FAX 413/525-6405 * TEL. 413/525-2332

Project Location: Wethersfield, CT | Sample Description: | Work Order: 18J0594

Date Received: 10/11/2018

Field Sample #: Dup 20181010 | Sampled: 10/10/2018 00:00

Sample ID: 18J0594-08

Sample Matrix: Ground Water

Semivolatile Organic Compounds by GC/MS

Analyte	Results	RL	Units	Dilution	Flag/Qual	Method	Date Prepared	Date/Time Analyzed	Analyst
2-Methylphenol	ND	10	µg/L	1		SW-846 8270D	10/16/18	10/18/18 2:34	CDT
3/4-Methylphenol	ND	10	µg/L	1		SW-846 8270D	10/16/18	10/18/18 2:34	CDT
Naphthalene (SIM)	ND	1.0	µg/L	1		SW-846 8270D	10/16/18	10/17/18 23:56	IMR
2-Nitroaniline	ND	10	µg/L	1		SW-846 8270D	10/16/18	10/18/18 2:34	CDT
3-Nitroaniline	ND	10	µg/L	1	V-34	SW-846 8270D	10/16/18	10/18/18 2:34	CDT
4-Nitroaniline	ND	10	µg/L	1		SW-846 8270D	10/16/18	10/18/18 2:34	CDT
Nitrobenzene	ND	10	µg/L	1		SW-846 8270D	10/16/18	10/18/18 2:34	CDT
2-Nitrophenol	ND	10	µg/L	1		SW-846 8270D	10/16/18	10/18/18 2:34	CDT
4-Nitrophenol	ND	10	µg/L	1		SW-846 8270D	10/16/18	10/18/18 2:34	CDT
N-Nitrosodiphenylamine	ND	10	µg/L	1		SW-846 8270D	10/16/18	10/18/18 2:34	CDT
N-Nitrosodi-n-propylamine	ND	10	µg/L	1		SW-846 8270D	10/16/18	10/18/18 2:34	CDT
Pentachloronitrobenzene	ND	10	µg/L	1	V-16	SW-846 8270D	10/16/18	10/18/18 2:34	CDT
Pentachlorophenol	ND	10	µg/L	1		SW-846 8270D	10/16/18	10/18/18 2:34	CDT
Phenanthrene (SIM)	ND	0.050	µg/L	1		SW-846 8270D	10/16/18	10/17/18 23:56	IMR
Phenol	ND	10	µg/L	1		SW-846 8270D	10/16/18	10/18/18 2:34	CDT
Pyrene (SIM)	ND	1.0	µg/L	1		SW-846 8270D	10/16/18	10/17/18 23:56	IMR
Pyridine	ND	5.0	µg/L	1		SW-846 8270D	10/16/18	10/18/18 2:34	CDT
1,2,4,5-Tetrachlorobenzene	ND	10	µg/L	1		SW-846 8270D	10/16/18	10/18/18 2:34	CDT
1,2,4-Trichlorobenzene	ND	5.0	µg/L	1		SW-846 8270D	10/16/18	10/18/18 2:34	CDT
2,4,5-Trichlorophenol	ND	10	µg/L	1		SW-846 8270D	10/16/18	10/18/18 2:34	CDT
2,4,6-Trichlorophenol	ND	10	µg/L	1		SW-846 8270D	10/16/18	10/18/18 2:34	CDT

Surrogates	% Recovery	Recovery Limits	Flag/Qual	
2-Fluorophenol	52.5	15-110		10/18/18 2:34
Phenol-d6	35.4	15-110		10/18/18 2:34
Nitrobenzene-d5	85.1	30-130		10/17/18 23:56
Nitrobenzene-d5	90.9	30-130		10/18/18 2:34
2-Fluorobiphenyl	82.4	30-130		10/18/18 2:34
2-Fluorobiphenyl	82.1	30-130		10/17/18 23:56
2,4,6-Tribromophenol	93.0	15-110		10/18/18 2:34
p-Terphenyl-d14	73.2	30-130		10/17/18 23:56
p-Terphenyl-d14	86.9	30-130		10/18/18 2:34

con-test® ANALYTICAL LABORATORY
39 Spruce Street * East Longmeadow, MA 01028 * FAX 413/525-6405 * TEL. 413/525-2332

Project Location: Wethersfield, CT | Sample Description: | Work Order: 18J0594

Date Received: 10/11/2018

Field Sample #: Dup 20181010 | Sampled: 10/10/2018 00:00

Sample ID: 18J0594-08

Sample Matrix: Ground Water

Petroleum Hydrocarbons Analyses

Analyte	Results	RL	Units	Dilution	Flag/Qual	Method	Date Prepared	Date/Time Analyzed	Analyst
CT ETPH	0.15	0.075	mg/L	1	H-06	CTDEP ETPH	10/18/18	10/20/18 17:20	RMW
CT ETPH	0.23	0.077	mg/L	1	L-04	CTDEP ETPH	10/17/18	10/20/18 18:32	RMW

Surrogates	% Recovery	Recovery Limits	Flag/Qual	
2-Fluorobiphenyl	77.4	50-150		10/20/18 18:32
2-Fluorobiphenyl	72.5	50-150	H-06	10/20/18 17:20

con-test® ANALYTICAL LABORATORY
39 Spruce Street * East Longmeadow, MA 01028 * FAX 413/525-6405 * TEL. 413/525-2332

Project Location: Wethersfield, CT | Sample Description: | Work Order: 18J0594

Date Received: 10/11/2018

Field Sample #: Dup 20181010 | Sampled: 10/10/2018 00:00

Sample ID: 18J0594-08

Sample Matrix: Ground Water

Metals Analyses (Total)

Analyte	Results	RL	Units	Dilution	Flag/Qual	Method	Date Prepared	Date/Time Analyzed	Analyst
Antimony	ND	5.0	µg/L	5		SW-846 6020B	10/15/18	10/16/18 17:36	MJH
Arsenic	ND	2.0	µg/L	5		SW-846 6020B	10/15/18	10/16/18 17:36	MJH
Barium	250	50	µg/L	5		SW-846 6020B	10/15/18	10/16/18 17:36	MJH
Beryllium	ND	2.0	µg/L	5		SW-846 6020B	10/15/18	10/17/18 15:24	MJH
Cadmium	ND	2.5	µg/L	5		SW-846 6020B	10/15/18	10/16/18 17:36	MJH
Chromium	ND	5.0	µg/L	5		SW-846 6020B	10/15/18	10/16/18 17:36	MJH
Copper	ND	25	µg/L	5		SW-846 6020B	10/15/18	10/16/18 17:36	MJH
Lead	ND	5.0	µg/L	5		SW-846 6020B	10/15/18	10/16/18 17:36	MJH
Mercury	ND	0.00010	mg/L	1		SW-846 7470A	10/18/18	10/19/18 12:00	EJB
Nickel	ND	25	µg/L	5		SW-846 6020B	10/15/18	10/16/18 17:36	MJH
Selenium	ND	25	µg/L	5		SW-846 6020B	10/15/18	10/16/18 17:36	MJH
Silver	ND	2.5	µg/L	5		SW-846 6020B	10/15/18	10/16/18 17:36	MJH
Thallium	ND	1.0	µg/L	5		SW-846 6020B	10/15/18	10/16/18 17:36	MJH
Vanadium	ND	25	µg/L	5		SW-846 6020B	10/15/18	10/16/18 17:36	MJH
Zinc	ND	50	µg/L	5		SW-846 6020B	10/15/18	10/16/18 17:36	MJH

con-test® ANALYTICAL LABORATORY
39 Spruce Street * East Longmeadow, MA 01028 * FAX 413/525-6405 * TEL. 413/525-2332

Project Location: Wethersfield, CT | Sample Description: | Work Order: 18J0594

Date Received: 10/11/2018

Field Sample #: Dup 20181010 | Sampled: 10/10/2018 00:00

Sample ID: 18J0594-08

Sample Matrix: Ground Water

Conventional Chemistry Parameters by EPA/APHA/SW-846 Methods (Total)

Analyte	Results	RL	Units	Dilution	Flag/Qual	Method	Date Prepared	Date/Time Analyzed	Analyst
Alkalinity	170	1.0	mg/L	1		SM21-22 2320B	10/17/18	10/17/18 22:15	DJM
pH @20.5°C	6.7		pH Units	1	H-05	SM21-22 4500 H B	10/12/18	10/12/18 7:35	MMH

con-test® ANALYTICAL LABORATORY
39 Spruce Street * East Longmeadow, MA 01028 * FAX 413/525-6405 * TEL. 413/525-2332

Project Location: Wethersfield, CT | Sample Description: | Work Order: 18J0594

Date Received: 10/11/2018

Field Sample #: Dup 20181010 | Sampled: 10/10/2018 00:00

Sample ID: 18J0594-08

Sample Matrix: Ground Water

Miscellaneous Inorganic Analyses

Analyte	Results	RL	Units	Dilution	Flag/Qual	Method	Date Prepared	Date/Time Analyzed	Analyst
Carbon Dioxide	150		mg/L	1		SM 4500 CO2 C	10/18/18	10/18/18 14:50	LL

con-test® ANALYTICAL LABORATORY
39 Spruce Street * East Longmeadow, MA 01028 * FAX 413/525-6405 * TEL. 413/525-2332

Sample Extraction Data

Prep Method: SW-846 3510C-CTDEP ETPH

Lab Number [Field ID]	Batch	Initial [mL]	Final [mL]	Date
18J0594-02 [AP-4R]	B215014	1050	1.00	10/17/18
18J0594-03 [AP-9R]	B215014	1050	1.00	10/17/18
18J0594-04 [AP-2R]	B215014	1050	1.00	10/17/18
18J0594-05 [AP-3R]	B215014	1010	1.00	10/17/18
18J0594-06 [AP-12R]	B215014	900	1.00	10/17/18
18J0594-07 [AP-101R]	B215014	1000	1.00	10/17/18
18J0594-08 [Dup 20181010]	B215014	970	1.00	10/17/18

Prep Method: SW-846 3510C-CTDEP ETPH

Lab Number [Field ID]	Batch	Initial [mL]	Final [mL]	Date
18J0594-02RE1 [AP-4R]	B215104	1000	1.00	10/18/18
18J0594-03RE1 [AP-9R]	B215104	980	1.00	10/18/18
18J0594-04RE1 [AP-2R]	B215104	1000	1.00	10/18/18
18J0594-05RE1 [AP-3R]	B215104	1000	1.00	10/18/18
18J0594-06RE1 [AP-12R]	B215104	860	1.00	10/18/18
18J0594-07RE1 [AP-101R]	B215104	880	1.00	10/18/18
18J0594-08RE1 [Dup 20181010]	B215104	1000	1.00	10/18/18

SM 4500 CO2 C

Lab Number [Field ID]	Batch	Initial [mL]	Final [mL]	Date
18J0594-02 [AP-4R]	B215091	1.00	1.00	10/18/18
18J0594-03 [AP-9R]	B215091	1.00	1.00	10/18/18
18J0594-04 [AP-2R]	B215091	1.00	1.00	10/18/18
18J0594-05 [AP-3R]	B215091	1.00	1.00	10/18/18
18J0594-06 [AP-12R]	B215091	1.00	1.00	10/18/18
18J0594-07 [AP-101R]	B215091	1.00	1.00	10/18/18
18J0594-08 [Dup 20181010]	B215091	1.00	1.00	10/18/18

SM21-22 2320B

Lab Number [Field ID]	Batch	Initial [mL]	Final [mL]	Date
18J0594-02 [AP-4R]	B215083	100	100	10/17/18
18J0594-03 [AP-9R]	B215083	100	100	10/17/18
18J0594-04 [AP-2R]	B215083	100	100	10/17/18
18J0594-05 [AP-3R]	B215083	100	100	10/17/18
18J0594-06 [AP-12R]	B215083	100	100	10/17/18
18J0594-07 [AP-101R]	B215083	100	100	10/17/18
18J0594-08 [Dup 20181010]	B215083	100	100	10/17/18

SM21-22 4500 H B

Lab Number [Field ID]	Batch	Initial [mL]	Date
18J0594-02 [AP-4R]	B214615	50.0	10/12/18
18J0594-03 [AP-9R]	B214615	50.0	10/12/18
18J0594-04 [AP-2R]	B214615	50.0	10/12/18
18J0594-05 [AP-3R]	B214615	50.0	10/12/18
18J0594-06 [AP-12R]	B214615	50.0	10/12/18
18J0594-07 [AP-101R]	B214615	50.0	10/12/18

con-test® ANALYTICAL LABORATORY
39 Spruce Street * East Longmeadow, MA 01028 * FAX 413/525-6405 * TEL. 413/525-2332

Sample Extraction Data

SM21-22 4500 H B

Lab Number [Field ID]	Batch	Initial [mL]	Date
18J0594-08 [Dup 20181010]	B214615	50.0	10/12/18

Prep Method: SW-846 3005A-SW-846 6020B

Lab Number [Field ID]	Batch	Initial [mL]	Final [mL]	Date
18J0594-02 [AP-4R]	B214835	50.0	50.0	10/15/18
18J0594-03 [AP-9R]	B214835	50.0	50.0	10/15/18
18J0594-04 [AP-2R]	B214835	50.0	50.0	10/15/18
18J0594-05 [AP-3R]	B214835	50.0	50.0	10/15/18
18J0594-06 [AP-12R]	B214835	50.0	50.0	10/15/18
18J0594-07 [AP-101R]	B214835	50.0	50.0	10/15/18
18J0594-08 [Dup 20181010]	B214835	50.0	50.0	10/15/18

Prep Method: SW-846 7470A Prep-SW-846 7470A

Lab Number [Field ID]	Batch	Initial [mL]	Final [mL]	Date
18J0594-02 [AP-4R]	B215155	6.00	6.00	10/18/18
18J0594-03 [AP-9R]	B215155	6.00	6.00	10/18/18
18J0594-04 [AP-2R]	B215155	6.00	6.00	10/18/18
18J0594-05 [AP-3R]	B215155	6.00	6.00	10/18/18
18J0594-06 [AP-12R]	B215155	6.00	6.00	10/18/18
18J0594-07 [AP-101R]	B215155	6.00	6.00	10/18/18
18J0594-08 [Dup 20181010]	B215155	6.00	6.00	10/18/18

Prep Method: SW-846 5030B-SW-846 8260C

Lab Number [Field ID]	Batch	Initial [mL]	Final [mL]	Date
18J0594-01 [TB 101018]	B214979	5	5.00	10/17/18
18J0594-02 [AP-4R]	B214979	5	5.00	10/17/18
18J0594-03 [AP-9R]	B214979	5	5.00	10/17/18
18J0594-04 [AP-2R]	B214979	5	5.00	10/17/18
18J0594-05 [AP-3R]	B214979	5	5.00	10/17/18

Prep Method: SW-846 5030B-SW-846 8260C

Lab Number [Field ID]	Batch	Initial [mL]	Final [mL]	Date
18J0594-06 [AP-12R]	B214985	5	5.00	10/17/18
18J0594-07 [AP-101R]	B214985	5	5.00	10/17/18
18J0594-08 [Dup 20181010]	B214985	5	5.00	10/17/18

Prep Method: SW-846 3510C-SW-846 8270D

Lab Number [Field ID]	Batch	Initial [mL]	Final [mL]	Date
18J0594-02 [AP-4R]	B214858	1040	1.00	10/16/18
18J0594-03 [AP-9R]	B214858	980	1.00	10/16/18
18J0594-04 [AP-2R]	B214858	940	1.00	10/16/18
18J0594-05 [AP-3R]	B214858	980	1.00	10/16/18
18J0594-06 [AP-12R]	B214858	1040	1.00	10/16/18
18J0594-07 [AP-101R]	B214858	920	1.00	10/16/18

con-test® ANALYTICAL LABORATORY
39 Spruce Street * East Longmeadow, MA 01028 * FAX 413/525-6405 * TEL. 413/525-2332

Sample Extraction Data

Prep Method: SW-846 3510C-SW-846 8270D

Lab Number [Field ID]	Batch	Initial [mL]	Final [mL]	Date
18J0594-08 [Dup 20181010]	B214858	1000	1.00	10/16/18

Prep Method: SW-846 3510C-SW-846 8270D

Lab Number [Field ID]	Batch	Initial [mL]	Final [mL]	Date
18J0594-02 [AP-4R]	B214997	1040	1.00	10/16/18
18J0594-03 [AP-9R]	B214997	980	1.00	10/16/18
18J0594-04 [AP-2R]	B214997	940	1.00	10/16/18
18J0594-05 [AP-3R]	B214997	980	1.00	10/16/18
18J0594-06 [AP-12R]	B214997	1040	1.00	10/16/18
18J0594-07 [AP-101R]	B214997	920	1.00	10/16/18
18J0594-08 [Dup 20181010]	B214997	1000	1.00	10/16/18

con-test® ANALYTICAL LABORATORY
39 Spruce Street * East Longmeadow, MA 01028 * FAX 413/525-6405 * TEL. 413/525-2332

QUALITY CONTROL

Volatile Organic Compounds by GC/MS - Quality Control

Analyte	Result	Reporting Limit	Units	Spike Level	Source Result	%REC	%REC Limits	RPD	RPD Limit	Notes
Batch B214979 - SW-846 5030B										
Blank (B214979-BLK1)				Prepared: 10/17/18 Analyzed: 10/18/18						
Acetone	ND	10	µg/L							
Acrylonitrile	ND	2.0	µg/L							
Benzene	ND	0.50	µg/L							
Bromobenzene	ND	0.50	µg/L							
Bromodichloromethane	ND	0.50	µg/L							
Bromoform	ND	0.50	µg/L							
Bromomethane	ND	1.0	µg/L							
2-Butanone (MEK)	ND	5.0	µg/L							
n-Butylbenzene	ND	1.0	µg/L							
sec-Butylbenzene	ND	1.0	µg/L							
tert-Butylbenzene	ND	1.0	µg/L							
Carbon Disulfide	ND	5.0	µg/L							
Carbon Tetrachloride	ND	0.50	µg/L							
Chlorobenzene	ND	0.50	µg/L							
Chlorodibromomethane	ND	0.50	µg/L							
Chloroethane	ND	0.50	µg/L							
Chloroform	ND	0.50	µg/L							
Chloromethane	ND	0.60	µg/L							
2-Chlorotoluene	ND	0.50	µg/L							
4-Chlorotoluene	ND	0.50	µg/L							
1,2-Dibromo-3-chloropropane (DBCP)	ND	0.50	µg/L							
1,2-Dibromoethane (EDB)	ND	0.50	µg/L							
Dibromomethane	ND	0.50	µg/L							
1,2-Dichlorobenzene	ND	0.50	µg/L							
1,3-Dichlorobenzene	ND	0.50	µg/L							
1,4-Dichlorobenzene	ND	0.50	µg/L							
trans-1,4-Dichloro-2-butene	ND	2.0	µg/L							
Dichlorodifluoromethane (Freon 12)	ND	0.50	µg/L							
1,1-Dichloroethane	ND	0.50	µg/L							
1,2-Dichloroethane	ND	0.50	µg/L							
1,1-Dichloroethylene	ND	0.50	µg/L							
cis-1,2-Dichloroethylene	ND	0.50	µg/L							
trans-1,2-Dichloroethylene	ND	1.0	µg/L							
1,2-Dichloropropane	ND	0.50	µg/L							
1,3-Dichloropropane	ND	0.50	µg/L							
2,2-Dichloropropane	ND	0.50	µg/L							L-03, V-05
1,1-Dichloropropene	ND	0.50	µg/L							
cis-1,3-Dichloropropene	ND	0.50	µg/L							
trans-1,3-Dichloropropene	ND	0.50	µg/L							
Ethanol	ND	50	µg/L							V-16
Ethylbenzene	ND	0.50	µg/L							
Hexachlorobutadiene	ND	0.60	µg/L							
2-Hexanone (MBK)	ND	5.0	µg/L							
Isopropylbenzene (Cumene)	ND	0.50	µg/L							
p-Isopropyltoluene (p-Cymene)	ND	0.50	µg/L							
Methyl tert-Butyl Ether (MTBE)	ND	0.50	µg/L							
Methylene Chloride	ND	5.0	µg/L							
4-Methyl-2-pentanone (MIBK)	ND	5.0	µg/L							
Naphthalene	ND	2.0	µg/L							
n-Propylbenzene	ND	1.0	µg/L							
Styrene	ND	1.0	µg/L							
1,1,1,2-Tetrachloroethane	ND	0.50	µg/L							

con-test® ANALYTICAL LABORATORY
39 Spruce Street * East Longmeadow, MA 01028 * FAX 413/525-6405 * TEL. 413/525-2332

QUALITY CONTROL

Volatile Organic Compounds by GC/MS - Quality Control

Analyte	Result	Reporting Limit	Units	Spike Level	Source Result	%REC	%REC Limits	RPD	RPD Limit	Notes
Batch B214979 - SW-846 5030B										
Blank (B214979-BLK1)				Prepared: 10/17/18 Analyzed: 10/18/18						
1,1,2,2-Tetrachloroethane	ND	0.50	µg/L							
Tetrachloroethylene	ND	1.0	µg/L							
Tetrahydrofuran	ND	10	µg/L							
Toluene	ND	1.0	µg/L							
1,2,3-Trichlorobenzene	ND	0.50	µg/L							
1,2,4-Trichlorobenzene	ND	0.50	µg/L							
1,1,1-Trichloroethane	ND	0.50	µg/L							
1,1,2-Trichloroethane	ND	0.50	µg/L							
Trichloroethylene	ND	1.0	µg/L							
Trichlorofluoromethane (Freon 11)	ND	2.0	µg/L							
1,2,3-Trichloropropane	ND	0.50	µg/L							
1,1,2-Trichloro-1,2,2-trifluoroethane (Freon 113)	ND	0.50	µg/L							
1,2,4-Trimethylbenzene	ND	0.50	µg/L							
1,3,5-Trimethylbenzene	ND	0.50	µg/L							
Vinyl Chloride	ND	1.0	µg/L							
m+p Xylene	ND	2.0	µg/L							
o-Xylene	ND	1.0	µg/L							
Surrogate: 1,2-Dichloroethane-d4	*23.4*		µg/L	25.0		93.5	70-130			
Surrogate: Toluene-d8	*24.4*		µg/L	25.0		97.7	70-130			
Surrogate: 4-Bromofluorobenzene	*25.8*		µg/L	25.0		103	70-130			
LCS (B214979-BS1)				Prepared: 10/17/18 Analyzed: 10/18/18						
Acetone	95.7	10	µg/L	100		95.7	70-130			
Acrylonitrile	8.35	2.0	µg/L	10.0		83.5	70-130			
Benzene	8.99	0.50	µg/L	10.0		89.9	70-130			
Bromobenzene	10.3	0.50	µg/L	10.0		103	70-130			
Bromodichloromethane	10.2	0.50	µg/L	10.0		102	70-130			
Bromoform	11.7	0.50	µg/L	10.0		117	70-130			
Bromomethane	8.37	1.0	µg/L	10.0		83.7	70-130			
2-Butanone (MEK)	84.0	5.0	µg/L	100		84.0	70-130			
n-Butylbenzene	8.91	1.0	µg/L	10.0		89.1	70-130			
sec-Butylbenzene	8.83	1.0	µg/L	10.0		88.3	70-130			
tert-Butylbenzene	9.17	1.0	µg/L	10.0		91.7	70-130			
Carbon Disulfide	90.8	5.0	µg/L	100		90.8	70-130			
Carbon Tetrachloride	10.9	0.50	µg/L	10.0		109	70-130			
Chlorobenzene	10.4	0.50	µg/L	10.0		104	70-130			
Chlorodibromomethane	10.7	0.50	µg/L	10.0		107	70-130			
Chloroethane	10.1	0.50	µg/L	10.0		101	70-130			
Chloroform	10.1	0.50	µg/L	10.0		101	70-130			
Chloromethane	8.54	0.60	µg/L	10.0		85.4	70-130			
2-Chlorotoluene	10.3	0.50	µg/L	10.0		103	70-130			
4-Chlorotoluene	10.3	0.50	µg/L	10.0		103	70-130			
1,2-Dibromo-3-chloropropane (DBCP)	9.13	0.50	µg/L	10.0		91.3	70-130			
1,2-Dibromoethane (EDB)	10.4	0.50	µg/L	10.0		104	70-130			
Dibromomethane	10.5	0.50	µg/L	10.0		105	70-130			
1,2-Dichlorobenzene	9.76	0.50	µg/L	10.0		97.6	70-130			
1,3-Dichlorobenzene	9.46	0.50	µg/L	10.0		94.6	70-130			
1,4-Dichlorobenzene	9.40	0.50	µg/L	10.0		94.0	70-130			
trans-1,4-Dichloro-2-butene	9.23	2.0	µg/L	10.0		92.3	70-130			
Dichlorodifluoromethane (Freon 12)	10.1	0.50	µg/L	10.0		101	70-130			
1,1-Dichloroethane	9.19	0.50	µg/L	10.0		91.9	70-130			
1,2-Dichloroethane	10.4	0.50	µg/L	10.0		104	70-130			

con-test® ANALYTICAL LABORATORY
39 Spruce Street * East Longmeadow, MA 01028 * FAX 413/525-6405 * TEL. 413/525-2332

QUALITY CONTROL

Volatile Organic Compounds by GC/MS - Quality Control

Analyte	Result	Reporting Limit	Units	Spike Level	Source Result	%REC		%REC Limits	RPD	RPD Limit	Notes
Batch B214979 - SW-846 5030B											
LCS (B214979-BS1)				Prepared: 10/17/18 Analyzed: 10/18/18							
1,1-Dichloroethylene	10.0	0.50	µg/L	10.0		100		70-130			
cis-1,2-Dichloroethylene	9.15	0.50	µg/L	10.0		91.5		70-130			
trans-1,2-Dichloroethylene	9.05	1.0	µg/L	10.0		90.5		70-130			
1,2-Dichloropropane	9.23	0.50	µg/L	10.0		92.3		70-130			
1,3-Dichloropropane	10.5	0.50	µg/L	10.0		105		70-130			
2,2-Dichloropropane	6.86	0.50	µg/L	10.0		**68.6**	*	70-130			L-03, V-05
1,1-Dichloropropene	9.25	0.50	µg/L	10.0		92.5		70-130			
cis-1,3-Dichloropropene	9.77	0.50	µg/L	10.0		97.7		70-130			
trans-1,3-Dichloropropene	10.4	0.50	µg/L	10.0		104		70-130			
Ethanol	109	50	µg/L	100		109		70-130			V-16
Ethylbenzene	10.3	0.50	µg/L	10.0		103		70-130			
Hexachlorobutadiene	10.7	0.60	µg/L	10.0		107		70-130			
2-Hexanone (MBK)	93.6	5.0	µg/L	100		93.6		70-130			
Isopropylbenzene (Cumene)	10.1	0.50	µg/L	10.0		101		70-130			
p-Isopropyltoluene (p-Cymene)	8.98	0.50	µg/L	10.0		89.8		70-130			
Methyl tert-Butyl Ether (MTBE)	10.1	0.50	µg/L	10.0		101		70-130			
Methylene Chloride	7.78	5.0	µg/L	10.0		77.8		70-130			
4-Methyl-2-pentanone (MIBK)	91.6	5.0	µg/L	100		91.6		70-130			
Naphthalene	8.61	2.0	µg/L	10.0		86.1		70-130			
n-Propylbenzene	9.75	1.0	µg/L	10.0		97.5		70-130			
Styrene	10.5	1.0	µg/L	10.0		105		70-130			
1,1,1,2-Tetrachloroethane	11.2	0.50	µg/L	10.0		112		70-130			
1,1,2,2-Tetrachloroethane	10.0	0.50	µg/L	10.0		100		70-130			
Tetrachloroethylene	11.0	1.0	µg/L	10.0		110		70-130			
Tetrahydrofuran	8.32	10	µg/L	10.0		83.2		70-130			
Toluene	9.87	1.0	µg/L	10.0		98.7		70-130			
1,2,3-Trichlorobenzene	8.52	0.50	µg/L	10.0		85.2		70-130			
1,2,4-Trichlorobenzene	8.83	0.50	µg/L	10.0		88.3		70-130			
1,1,1-Trichloroethane	10.8	0.50	µg/L	10.0		108		70-130			
1,1,2-Trichloroethane	10.0	0.50	µg/L	10.0		100		70-130			
Trichloroethylene	10.3	1.0	µg/L	10.0		103		70-130			
Trichlorofluoromethane (Freon 11)	11.1	2.0	µg/L	10.0		111		70-130			
1,2,3-Trichloropropane	11.5	0.50	µg/L	10.0		115		70-130			
1,1,2-Trichloro-1,2,2-trifluoroethane (Freon 113)	10.3	0.50	µg/L	10.0		103		70-130			
1,2,4-Trimethylbenzene	9.38	0.50	µg/L	10.0		93.8		70-130			
1,3,5-Trimethylbenzene	10.2	0.50	µg/L	10.0		102		70-130			
Vinyl Chloride	9.67	1.0	µg/L	10.0		96.7		70-130			
m+p Xylene	20.6	2.0	µg/L	20.0		103		70-130			
o-Xylene	10.2	1.0	µg/L	10.0		102		70-130			
Surrogate: 1,2-Dichloroethane-d4	*24.4*		µg/L	25.0		97.6		70-130			
Surrogate: Toluene-d8	*24.4*		µg/L	25.0		97.6		70-130			
Surrogate: 4-Bromofluorobenzene	*26.7*		µg/L	25.0		107		70-130			

con-test® ANALYTICAL LABORATORY
39 Spruce Street * East Longmeadow, MA 01028 * FAX 413/525-6405 * TEL. 413/525-2332

QUALITY CONTROL

Volatile Organic Compounds by GC/MS - Quality Control

Analyte	Result	Reporting Limit	Units	Spike Level	Source Result	%REC		%REC Limits	RPD	RPD Limit	Notes
Batch B214979 - SW-846 5030B											
Matrix Spike (B214979-MS1)	**Source: 18J0594-04**			Prepared: 10/17/18 Analyzed: 10/18/18							
Acetone	84.7	10	µg/L	100	ND	84.7		70-130			
Acrylonitrile	7.91	2.0	µg/L	10.0	ND	79.1		70-130			
Benzene	9.09	0.50	µg/L	10.0	ND	90.9		70-130			
Bromobenzene	10.3	0.50	µg/L	10.0	ND	103		70-130			
Bromodichloromethane	10.6	0.50	µg/L	10.0	ND	106		70-130			
Bromoform	10.8	0.50	µg/L	10.0	ND	108		70-130			
Bromomethane	6.44	1.0	µg/L	10.0	ND	**64.4**	*	70-130			MS-09
2-Butanone (MEK)	75.2	5.0	µg/L	100	ND	75.2		70-130			
n-Butylbenzene	9.66	1.0	µg/L	10.0	ND	96.6		70-130			
sec-Butylbenzene	9.29	1.0	µg/L	10.0	ND	92.9		70-130			
tert-Butylbenzene	9.72	1.0	µg/L	10.0	ND	97.2		70-130			
Carbon Disulfide	87.4	5.0	µg/L	100	ND	87.4		70-130			
Carbon Tetrachloride	11.2	0.50	µg/L	10.0	ND	112		70-130			
Chlorobenzene	10.2	0.50	µg/L	10.0	ND	102		70-130			
Chlorodibromomethane	11.1	0.50	µg/L	10.0	ND	111		70-130			
Chloroethane	11.2	0.50	µg/L	10.0	ND	112		70-130			
Chloroform	10.7	0.50	µg/L	10.0	ND	107		70-130			
Chloromethane	8.36	0.60	µg/L	10.0	ND	83.6		70-130			
2-Chlorotoluene	10.4	0.50	µg/L	10.0	ND	104		70-130			
4-Chlorotoluene	10.2	0.50	µg/L	10.0	ND	102		70-130			
1,2-Dibromo-3-chloropropane (DBCP)	8.83	0.50	µg/L	10.0	ND	88.3		70-130			
1,2-Dibromoethane (EDB)	10.4	0.50	µg/L	10.0	ND	104		70-130			
Dibromomethane	10.2	0.50	µg/L	10.0	ND	102		70-130			
1,2-Dichlorobenzene	9.73	0.50	µg/L	10.0	ND	97.3		70-130			
1,3-Dichlorobenzene	9.80	0.50	µg/L	10.0	ND	98.0		70-130			
1,4-Dichlorobenzene	9.46	0.50	µg/L	10.0	ND	94.6		70-130			
trans-1,4-Dichloro-2-butene	9.08	2.0	µg/L	10.0	ND	90.8		70-130			
Dichlorodifluoromethane (Freon 12)	8.55	0.50	µg/L	10.0	ND	85.5		70-130			
1,1-Dichloroethane	9.50	0.50	µg/L	10.0	ND	95.0		70-130			
1,2-Dichloroethane	10.5	0.50	µg/L	10.0	ND	105		70-130			
1,1-Dichloroethylene	10.3	0.50	µg/L	10.0	ND	103		70-130			
cis-1,2-Dichloroethylene	9.53	0.50	µg/L	10.0	ND	95.3		70-130			
trans-1,2-Dichloroethylene	9.13	1.0	µg/L	10.0	ND	91.3		70-130			
1,2-Dichloropropane	9.85	0.50	µg/L	10.0	ND	98.5		70-130			
1,3-Dichloropropane	10.1	0.50	µg/L	10.0	ND	101		70-130			
2,2-Dichloropropane	10.7	0.50	µg/L	10.0	ND	107		70-130			
1,1-Dichloropropene	9.80	0.50	µg/L	10.0	ND	98.0		70-130			
cis-1,3-Dichloropropene	10.3	0.50	µg/L	10.0	ND	103		70-130			
trans-1,3-Dichloropropene	10.9	0.50	µg/L	10.0	ND	109		70-130			
Ethylbenzene	9.86	0.50	µg/L	10.0	ND	98.6		70-130			
Hexachlorobutadiene	11.7	0.60	µg/L	10.0	ND	117		70-130			
2-Hexanone (MBK)	86.8	5.0	µg/L	100	ND	86.8		70-130			
Isopropylbenzene (Cumene)	10.0	0.50	µg/L	10.0	ND	100		70-130			
p-Isopropyltoluene (p-Cymene)	9.49	0.50	µg/L	10.0	ND	94.9		70-130			
Methyl tert-Butyl Ether (MTBE)	9.44	0.50	µg/L	10.0	ND	94.4		70-130			
Methylene Chloride	7.62	5.0	µg/L	10.0	ND	76.2		70-130			
4-Methyl-2-pentanone (MIBK)	86.2	5.0	µg/L	100	ND	86.2		70-130			
Naphthalene	7.44	2.0	µg/L	10.0	ND	74.4		70-130			
n-Propylbenzene	10.1	1.0	µg/L	10.0	ND	101		70-130			
Styrene	10.2	1.0	µg/L	10.0	ND	102		70-130			
1,1,1,2-Tetrachloroethane	11.1	0.50	µg/L	10.0	ND	111		70-130			
1,1,2,2-Tetrachloroethane	9.55	0.50	µg/L	10.0	ND	95.5		70-130			

con-test® ANALYTICAL LABORATORY
39 Spruce Street * East Longmeadow, MA 01028 * FAX 413/525-6405 * TEL. 413/525-2332

QUALITY CONTROL

Volatile Organic Compounds by GC/MS - Quality Control

Analyte	Result	Reporting Limit	Units	Spike Level	Source Result	%REC		%REC Limits	RPD	RPD Limit	Notes
Batch B214979 - SW-846 5030B											
Matrix Spike (B214979-MS1)	**Source: 18J0594-04**			Prepared: 10/17/18 Analyzed: 10/18/18							
Tetrachloroethylene	12.1	1.0	µg/L	10.0	ND	121		70-130			
Tetrahydrofuran	7.81	10	µg/L	10.0	ND	78.1		70-130			
Toluene	11.8	1.0	µg/L	10.0	1.15	106		70-130			
1,2,3-Trichlorobenzene	7.37	0.50	µg/L	10.0	ND	73.7		70-130			
1,2,4-Trichlorobenzene	8.27	0.50	µg/L	10.0	ND	82.7		70-130			
1,1,1-Trichloroethane	11.2	0.50	µg/L	10.0	ND	112		70-130			
1,1,2-Trichloroethane	9.71	0.50	µg/L	10.0	ND	97.1		70-130			
Trichloroethylene	11.0	1.0	µg/L	10.0	ND	110		70-130			
Trichlorofluoromethane (Freon 11)	11.2	2.0	µg/L	10.0	ND	112		70-130			
1,2,3-Trichloropropane	10.6	0.50	µg/L	10.0	ND	106		70-130			
1,1,2-Trichloro-1,2,2-trifluoroethane (Freon 113)	10.7	0.50	µg/L	10.0	ND	107		70-130			
1,2,4-Trimethylbenzene	9.57	0.50	µg/L	10.0	ND	95.7		70-130			
1,3,5-Trimethylbenzene	10.1	0.50	µg/L	10.0	ND	101		70-130			
Vinyl Chloride	9.06	1.0	µg/L	10.0	ND	90.6		70-130			
m+p Xylene	20.6	2.0	µg/L	20.0	ND	103		70-130			
o-Xylene	10.2	1.0	µg/L	10.0	ND	102		70-130			
Surrogate: 1,2-Dichloroethane-d4	*24.0*		µg/L	25.0		95.9		70-130			
Surrogate: Toluene-d8	*24.2*		µg/L	25.0		96.7		70-130			
Surrogate: 4-Bromofluorobenzene	*25.3*		µg/L	25.0		101		70-130			
Matrix Spike Dup (B214979-MSD1)	**Source: 18J0594-04**			Prepared: 10/17/18 Analyzed: 10/18/18							
Acetone	84.6	10	µg/L	100	ND	84.6		70-130	0.0827	30	
Acrylonitrile	7.86	2.0	µg/L	10.0	ND	78.6		70-130	0.634	30	
Benzene	9.07	0.50	µg/L	10.0	ND	90.7		70-130	0.220	30	
Bromobenzene	10.1	0.50	µg/L	10.0	ND	101		70-130	1.37	30	
Bromodichloromethane	10.5	0.50	µg/L	10.0	ND	105		70-130	1.14	30	
Bromoform	11.8	0.50	µg/L	10.0	ND	118		70-130	8.57	30	
Bromomethane	6.31	1.0	µg/L	10.0	ND	**63.1**	*	70-130	2.04	30	MS-09
2-Butanone (MEK)	75.6	5.0	µg/L	100	ND	75.6		70-130	0.531	30	
n-Butylbenzene	9.58	1.0	µg/L	10.0	ND	95.8		70-130	0.832	30	
sec-Butylbenzene	9.10	1.0	µg/L	10.0	ND	91.0		70-130	2.07	30	
tert-Butylbenzene	9.70	1.0	µg/L	10.0	ND	97.0		70-130	0.206	30	
Carbon Disulfide	87.6	5.0	µg/L	100	ND	87.6		70-130	0.263	30	
Carbon Tetrachloride	11.5	0.50	µg/L	10.0	ND	115		70-130	2.46	30	
Chlorobenzene	10.2	0.50	µg/L	10.0	ND	102		70-130	0.0979	30	
Chlorodibromomethane	10.8	0.50	µg/L	10.0	ND	108		70-130	2.28	30	
Chloroethane	9.02	0.50	µg/L	10.0	ND	90.2		70-130	21.1	30	
Chloroform	10.1	0.50	µg/L	10.0	ND	101		70-130	5.39	30	
Chloromethane	7.80	0.60	µg/L	10.0	ND	78.0		70-130	6.93	30	
2-Chlorotoluene	10.3	0.50	µg/L	10.0	ND	103		70-130	1.07	30	
4-Chlorotoluene	10.4	0.50	µg/L	10.0	ND	104		70-130	1.84	30	
1,2-Dibromo-3-chloropropane (DBCP)	8.82	0.50	µg/L	10.0	ND	88.2		70-130	0.113	30	
1,2-Dibromoethane (EDB)	10.3	0.50	µg/L	10.0	ND	103		70-130	0.483	30	
Dibromomethane	9.97	0.50	µg/L	10.0	ND	99.7		70-130	2.28	30	
1,2-Dichlorobenzene	9.80	0.50	µg/L	10.0	ND	98.0		70-130	0.717	30	
1,3-Dichlorobenzene	10.0	0.50	µg/L	10.0	ND	100		70-130	2.42	30	
1,4-Dichlorobenzene	9.49	0.50	µg/L	10.0	ND	94.9		70-130	0.317	30	
trans-1,4-Dichloro-2-butene	9.81	2.0	µg/L	10.0	ND	98.1		70-130	7.73	30	
Dichlorodifluoromethane (Freon 12)	8.76	0.50	µg/L	10.0	ND	87.6		70-130	2.43	30	
1,1-Dichloroethane	9.03	0.50	µg/L	10.0	ND	90.3		70-130	5.07	30	
1,2-Dichloroethane	10.4	0.50	µg/L	10.0	ND	104		70-130	1.05	30	
1,1-Dichloroethylene	10.2	0.50	µg/L	10.0	ND	102		70-130	0.0975	30	

con-test® ANALYTICAL LABORATORY
39 Spruce Street * East Longmeadow, MA 01028 * FAX 413/525-6405 * TEL. 413/525-2332

QUALITY CONTROL

Volatile Organic Compounds by GC/MS - Quality Control

Analyte	Result	Reporting Limit	Units	Spike Level	Source Result	%REC		%REC Limits	RPD	RPD Limit	Notes
Batch B214979 - SW-846 5030B											
Matrix Spike Dup (B214979-MSD1)	**Source: 18J0594-04**			Prepared: 10/17/18 Analyzed: 10/18/18							
cis-1,2-Dichloroethylene	9.35	0.50	µg/L	10.0	ND	93.5		70-130	1.91	30	
trans-1,2-Dichloroethylene	8.90	1.0	µg/L	10.0	ND	89.0		70-130	2.55	30	
1,2-Dichloropropane	9.37	0.50	µg/L	10.0	ND	93.7		70-130	4.99	30	
1,3-Dichloropropane	10.4	0.50	µg/L	10.0	ND	104		70-130	2.44	30	
2,2-Dichloropropane	10.6	0.50	µg/L	10.0	ND	106		70-130	1.60	30	
1,1-Dichloropropene	9.73	0.50	µg/L	10.0	ND	97.3		70-130	0.717	30	
cis-1,3-Dichloropropene	10.4	0.50	µg/L	10.0	ND	104		70-130	0.290	30	
trans-1,3-Dichloropropene	11.0	0.50	µg/L	10.0	ND	110		70-130	1.01	30	
Ethylbenzene	10.2	0.50	µg/L	10.0	ND	102		70-130	3.68	30	
Hexachlorobutadiene	12.5	0.60	µg/L	10.0	ND	125		70-130	7.19	30	
2-Hexanone (MBK)	90.8	5.0	µg/L	100	ND	90.8		70-130	4.41	30	
Isopropylbenzene (Cumene)	9.98	0.50	µg/L	10.0	ND	99.8		70-130	0.300	30	
p-Isopropyltoluene (p-Cymene)	9.63	0.50	µg/L	10.0	ND	96.3		70-130	1.46	30	
Methyl tert-Butyl Ether (MTBE)	9.35	0.50	µg/L	10.0	ND	93.5		70-130	0.958	30	
Methylene Chloride	7.52	5.0	µg/L	10.0	ND	75.2		70-130	1.32	30	
4-Methyl-2-pentanone (MIBK)	89.1	5.0	µg/L	100	ND	89.1		70-130	3.32	30	
Naphthalene	8.39	2.0	µg/L	10.0	ND	83.9		70-130	12.0	30	
n-Propylbenzene	9.93	1.0	µg/L	10.0	ND	99.3		70-130	1.30	30	
Styrene	10.6	1.0	µg/L	10.0	ND	106		70-130	3.66	30	
1,1,1,2-Tetrachloroethane	11.2	0.50	µg/L	10.0	ND	112		70-130	0.359	30	
1,1,2,2-Tetrachloroethane	10.2	0.50	µg/L	10.0	ND	102		70-130	6.58	30	
Tetrachloroethylene	11.9	1.0	µg/L	10.0	ND	119		70-130	1.75	30	
Tetrahydrofuran	6.93	10	µg/L	10.0	ND	**69.3**	*	70-130	11.9	30	MS-24
Toluene	12.4	1.0	µg/L	10.0	1.15	113		70-130	5.38	30	
1,2,3-Trichlorobenzene	8.43	0.50	µg/L	10.0	ND	84.3		70-130	13.4	30	
1,2,4-Trichlorobenzene	8.71	0.50	µg/L	10.0	ND	87.1		70-130	5.18	30	
1,1,1-Trichloroethane	11.0	0.50	µg/L	10.0	ND	110		70-130	0.991	30	
1,1,2-Trichloroethane	10.3	0.50	µg/L	10.0	ND	103		70-130	5.61	30	
Trichloroethylene	11.4	1.0	µg/L	10.0	ND	114		70-130	3.49	30	
Trichlorofluoromethane (Freon 11)	11.2	2.0	µg/L	10.0	ND	112		70-130	0.0894	30	
1,2,3-Trichloropropane	10.8	0.50	µg/L	10.0	ND	108		70-130	2.25	30	
1,1,2-Trichloro-1,2,2-trifluoroethane (Freon 113)	10.8	0.50	µg/L	10.0	ND	108		70-130	0.466	30	
1,2,4-Trimethylbenzene	9.63	0.50	µg/L	10.0	ND	96.3		70-130	0.625	30	
1,3,5-Trimethylbenzene	10.1	0.50	µg/L	10.0	ND	101		70-130	0.594	30	
Vinyl Chloride	8.83	1.0	µg/L	10.0	ND	88.3		70-130	2.57	30	
m+p Xylene	20.8	2.0	µg/L	20.0	ND	104		70-130	1.35	30	
o-Xylene	9.85	1.0	µg/L	10.0	ND	98.5		70-130	3.88	30	
Surrogate: 1,2-Dichloroethane-d4	*25.0*		µg/L	25.0		100		70-130			
Surrogate: Toluene-d8	*24.5*		µg/L	25.0		98.0		70-130			
Surrogate: 4-Bromofluorobenzene	*25.7*		µg/L	25.0		103		70-130			
Batch B214985 - SW-846 5030B											
Blank (B214985-BLK1)				Prepared: 10/17/18 Analyzed: 10/19/18							
Acetone	ND	10	µg/L								
Acrylonitrile	ND	2.0	µg/L								
Benzene	ND	0.50	µg/L								
Bromobenzene	ND	0.50	µg/L								
Bromodichloromethane	ND	0.50	µg/L								
Bromoform	ND	0.50	µg/L								
Bromomethane	ND	1.0	µg/L								V-05
2-Butanone (MEK)	ND	5.0	µg/L								

con-test® ANALYTICAL LABORATORY
39 Spruce Street * East Longmeadow, MA 01028 * FAX 413/525-6405 * TEL. 413/525-2332

QUALITY CONTROL

Volatile Organic Compounds by GC/MS - Quality Control

Analyte	Result	Reporting Limit	Units	Spike Level	Source Result	%REC	%REC Limits	RPD	RPD Limit	Notes
Batch B214985 - SW-846 5030B										
Blank (B214985-BLK1)				Prepared: 10/17/18 Analyzed: 10/19/18						
n-Butylbenzene	ND	1.0	µg/L							
sec-Butylbenzene	ND	1.0	µg/L							
tert-Butylbenzene	ND	1.0	µg/L							
Carbon Disulfide	ND	5.0	µg/L							
Carbon Tetrachloride	ND	0.50	µg/L							
Chlorobenzene	ND	0.50	µg/L							
Chlorodibromomethane	ND	0.50	µg/L							
Chloroethane	ND	0.50	µg/L							
Chloroform	ND	0.50	µg/L							
Chloromethane	ND	0.60	µg/L							
2-Chlorotoluene	ND	0.50	µg/L							
4-Chlorotoluene	ND	0.50	µg/L							
1,2-Dibromo-3-chloropropane (DBCP)	ND	0.50	µg/L							
1,2-Dibromoethane (EDB)	ND	0.50	µg/L							
Dibromomethane	ND	0.50	µg/L							
1,2-Dichlorobenzene	ND	0.50	µg/L							
1,3-Dichlorobenzene	ND	0.50	µg/L							
1,4-Dichlorobenzene	ND	0.50	µg/L							
trans-1,4-Dichloro-2-butene	ND	2.0	µg/L							
Dichlorodifluoromethane (Freon 12)	ND	0.50	µg/L							
1,1-Dichloroethane	ND	0.50	µg/L							
1,2-Dichloroethane	ND	0.50	µg/L							
1,1-Dichloroethylene	ND	0.50	µg/L							
cis-1,2-Dichloroethylene	ND	0.50	µg/L							
trans-1,2-Dichloroethylene	ND	1.0	µg/L							
1,2-Dichloropropane	ND	0.50	µg/L							
1,3-Dichloropropane	ND	0.50	µg/L							
2,2-Dichloropropane	ND	0.50	µg/L							L-03, V-05
1,1-Dichloropropene	ND	0.50	µg/L							
cis-1,3-Dichloropropene	ND	0.50	µg/L							
trans-1,3-Dichloropropene	ND	0.50	µg/L							
Ethylbenzene	ND	0.50	µg/L							
Hexachlorobutadiene	ND	0.60	µg/L							
2-Hexanone (MBK)	ND	5.0	µg/L							
Isopropylbenzene (Cumene)	ND	0.50	µg/L							
p-Isopropyltoluene (p-Cymene)	ND	0.50	µg/L							
Methyl tert-Butyl Ether (MTBE)	ND	0.50	µg/L							
Methylene Chloride	ND	5.0	µg/L							
4-Methyl-2-pentanone (MIBK)	ND	5.0	µg/L							
Naphthalene	ND	2.0	µg/L							
n-Propylbenzene	ND	1.0	µg/L							
Styrene	ND	1.0	µg/L							
1,1,1,2-Tetrachloroethane	ND	0.50	µg/L							
1,1,2,2-Tetrachloroethane	ND	0.50	µg/L							
Tetrachloroethylene	ND	1.0	µg/L							
Tetrahydrofuran	ND	10	µg/L							
Toluene	ND	1.0	µg/L							
1,2,3-Trichlorobenzene	ND	0.50	µg/L							
1,2,4-Trichlorobenzene	ND	0.50	µg/L							
1,1,1-Trichloroethane	ND	0.50	µg/L							
1,1,2-Trichloroethane	ND	0.50	µg/L							
Trichloroethylene	ND	1.0	µg/L							

con-test® ANALYTICAL LABORATORY
39 Spruce Street * East Longmeadow, MA 01028 * FAX 413/525-6405 * TEL. 413/525-2332

QUALITY CONTROL

Volatile Organic Compounds by GC/MS - Quality Control

Analyte	Result	Reporting Limit	Units	Spike Level	Source Result	%REC		%REC Limits	RPD	RPD Limit	Notes
Batch B214985 - SW-846 5030B											
Blank (B214985-BLK1)				Prepared: 10/17/18 Analyzed: 10/19/18							
Trichlorofluoromethane (Freon 11)	ND	2.0	µg/L								
1,2,3-Trichloropropane	ND	0.50	µg/L								
1,1,2-Trichloro-1,2,2-trifluoroethane (Freon 113)	ND	0.50	µg/L								
1,2,4-Trimethylbenzene	ND	0.50	µg/L								
1,3,5-Trimethylbenzene	ND	0.50	µg/L								
Vinyl Chloride	ND	1.0	µg/L								
m+p Xylene	ND	2.0	µg/L								
o-Xylene	ND	1.0	µg/L								
Xylenes (total)	ND	3.0	µg/L								
Surrogate: 1,2-Dichloroethane-d4	*23.9*		µg/L	25.0		95.6		70-130			
Surrogate: Toluene-d8	*24.6*		µg/L	25.0		98.6		70-130			
Surrogate: 4-Bromofluorobenzene	*25.4*		µg/L	25.0		101		70-130			
LCS (B214985-BS1)				Prepared: 10/17/18 Analyzed: 10/19/18							
Acetone	92.6	10	µg/L	100		92.6		70-130			
Acrylonitrile	8.61	2.0	µg/L	10.0		86.1		70-130			
Benzene	8.76	0.50	µg/L	10.0		87.6		70-130			
Bromobenzene	9.76	0.50	µg/L	10.0		97.6		70-130			
Bromodichloromethane	10.1	0.50	µg/L	10.0		101		70-130			
Bromoform	11.1	0.50	µg/L	10.0		111		70-130			
Bromomethane	7.64	1.0	µg/L	10.0		76.4		70-130			V-05
2-Butanone (MEK)	81.2	5.0	µg/L	100		81.2		70-130			
n-Butylbenzene	8.69	1.0	µg/L	10.0		86.9		70-130			
sec-Butylbenzene	8.78	1.0	µg/L	10.0		87.8		70-130			
tert-Butylbenzene	8.94	1.0	µg/L	10.0		89.4		70-130			
Carbon Disulfide	82.2	5.0	µg/L	100		82.2		70-130			
Carbon Tetrachloride	10.6	0.50	µg/L	10.0		106		70-130			
Chlorobenzene	9.80	0.50	µg/L	10.0		98.0		70-130			
Chlorodibromomethane	11.5	0.50	µg/L	10.0		115		70-130			
Chloroethane	9.08	0.50	µg/L	10.0		90.8		70-130			
Chloroform	9.75	0.50	µg/L	10.0		97.5		70-130			
Chloromethane	7.40	0.60	µg/L	10.0		74.0		70-130			
2-Chlorotoluene	9.91	0.50	µg/L	10.0		99.1		70-130			
4-Chlorotoluene	9.87	0.50	µg/L	10.0		98.7		70-130			
1,2-Dibromo-3-chloropropane (DBCP)	9.04	0.50	µg/L	10.0		90.4		70-130			
1,2-Dibromoethane (EDB)	10.3	0.50	µg/L	10.0		103		70-130			
Dibromomethane	10.8	0.50	µg/L	10.0		108		70-130			
1,2-Dichlorobenzene	9.40	0.50	µg/L	10.0		94.0		70-130			
1,3-Dichlorobenzene	9.44	0.50	µg/L	10.0		94.4		70-130			
1,4-Dichlorobenzene	9.46	0.50	µg/L	10.0		94.6		70-130			
trans-1,4-Dichloro-2-butene	8.05	2.0	µg/L	10.0		80.5		70-130			
Dichlorodifluoromethane (Freon 12)	9.85	0.50	µg/L	10.0		98.5		70-130			
1,1-Dichloroethane	9.07	0.50	µg/L	10.0		90.7		70-130			
1,2-Dichloroethane	10.4	0.50	µg/L	10.0		104		70-130			
1,1-Dichloroethylene	9.59	0.50	µg/L	10.0		95.9		70-130			
cis-1,2-Dichloroethylene	8.91	0.50	µg/L	10.0		89.1		70-130			
trans-1,2-Dichloroethylene	8.67	1.0	µg/L	10.0		86.7		70-130			
1,2-Dichloropropane	9.20	0.50	µg/L	10.0		92.0		70-130			
1,3-Dichloropropane	10.1	0.50	µg/L	10.0		101		70-130			
2,2-Dichloropropane	6.49	0.50	µg/L	10.0		**64.9**	*	70-130			L-03, V-05
1,1-Dichloropropene	9.35	0.50	µg/L	10.0		93.5		70-130			
cis-1,3-Dichloropropene	9.82	0.50	µg/L	10.0		98.2		70-130			

con-test® ANALYTICAL LABORATORY
39 Spruce Street * East Longmeadow, MA 01028 * FAX 413/525-6405 * TEL. 413/525-2332

QUALITY CONTROL

Volatile Organic Compounds by GC/MS - Quality Control

Analyte	Result	Reporting Limit	Units	Spike Level	Source Result	%REC	%REC Limits	RPD	RPD Limit	Notes
Batch B214985 - SW-846 5030B										
LCS (B214985-BS1)				Prepared: 10/17/18 Analyzed: 10/19/18						
trans-1,3-Dichloropropene	10.0	0.50	µg/L	10.0		100	70-130			
Ethylbenzene	9.69	0.50	µg/L	10.0		96.9	70-130			
Hexachlorobutadiene	11.0	0.60	µg/L	10.0		110	70-130			
2-Hexanone (MBK)	93.2	5.0	µg/L	100		93.2	70-130			
Isopropylbenzene (Cumene)	9.66	0.50	µg/L	10.0		96.6	70-130			
p-Isopropyltoluene (p-Cymene)	8.73	0.50	µg/L	10.0		87.3	70-130			
Methyl tert-Butyl Ether (MTBE)	9.59	0.50	µg/L	10.0		95.9	70-130			
Methylene Chloride	7.55	5.0	µg/L	10.0		75.5	70-130			
4-Methyl-2-pentanone (MIBK)	90.9	5.0	µg/L	100		90.9	70-130			
Naphthalene	8.25	2.0	µg/L	10.0		82.5	70-130			
n-Propylbenzene	8.99	1.0	µg/L	10.0		89.9	70-130			
Styrene	9.66	1.0	µg/L	10.0		96.6	70-130			
1,1,1,2-Tetrachloroethane	10.7	0.50	µg/L	10.0		107	70-130			
1,1,2,2-Tetrachloroethane	9.38	0.50	µg/L	10.0		93.8	70-130			
Tetrachloroethylene	11.3	1.0	µg/L	10.0		113	70-130			
Tetrahydrofuran	7.67	10	µg/L	10.0		76.7	70-130			
Toluene	9.69	1.0	µg/L	10.0		96.9	70-130			
1,2,3-Trichlorobenzene	8.38	0.50	µg/L	10.0		83.8	70-130			
1,2,4-Trichlorobenzene	8.59	0.50	µg/L	10.0		85.9	70-130			
1,1,1-Trichloroethane	10.3	0.50	µg/L	10.0		103	70-130			
1,1,2-Trichloroethane	9.89	0.50	µg/L	10.0		98.9	70-130			
Trichloroethylene	9.96	1.0	µg/L	10.0		99.6	70-130			
Trichlorofluoromethane (Freon 11)	11.3	2.0	µg/L	10.0		113	70-130			
1,2,3-Trichloropropane	11.4	0.50	µg/L	10.0		114	70-130			
1,1,2-Trichloro-1,2,2-trifluoroethane (Freon 113)	10.9	0.50	µg/L	10.0		109	70-130			
1,2,4-Trimethylbenzene	9.29	0.50	µg/L	10.0		92.9	70-130			
1,3,5-Trimethylbenzene	9.72	0.50	µg/L	10.0		97.2	70-130			
Vinyl Chloride	9.04	1.0	µg/L	10.0		90.4	70-130			
m+p Xylene	20.0	2.0	µg/L	20.0		99.8	70-130			
o-Xylene	9.58	1.0	µg/L	10.0		95.8	70-130			
Xylenes (total)	29.5	3.0	µg/L				0-200			
Surrogate: 1,2-Dichloroethane-d4	*24.2*		µg/L	25.0		96.6	70-130			
Surrogate: Toluene-d8	*24.5*		µg/L	25.0		98.0	70-130			
Surrogate: 4-Bromofluorobenzene	*25.9*		µg/L	25.0		104	70-130			

con-test® ANALYTICAL LABORATORY
39 Spruce Street * East Longmeadow, MA 01028 * FAX 413/525-6405 * TEL. 413/525-2332

QUALITY CONTROL

Semivolatile Organic Compounds by GC/MS - Quality Control

Analyte	Result	Reporting Limit	Units	Spike Level	Source Result	%REC	%REC Limits	RPD	RPD Limit	Notes
Batch B214858 - SW-846 3510C										
Blank (B214858-BLK1)				Prepared & Analyzed: 10/16/18						
Aniline	ND	5.0	µg/L							V-34
Bis(2-chloroethoxy)methane	ND	10	µg/L							
Bis(2-chloroethyl)ether	ND	10	µg/L							
Bis(2-chloroisopropyl)ether	ND	10	µg/L							V-20
Bis(2-Ethylhexyl)phthalate	ND	10	µg/L							
4-Bromophenylphenylether	ND	10	µg/L							
Butylbenzylphthalate	ND	10	µg/L							
Carbazole	ND	10	µg/L							
4-Chloroaniline	ND	10	µg/L							V-34
4-Chloro-3-methylphenol	ND	10	µg/L							
2-Chloronaphthalene	ND	10	µg/L							
2-Chlorophenol	ND	10	µg/L							
4-Chlorophenylphenylether	ND	10	µg/L							
Dibenzofuran	ND	5.0	µg/L							
Di-n-butylphthalate	ND	10	µg/L							
3,3-Dichlorobenzidine	ND	10	µg/L							V-34
2,4-Dichlorophenol	ND	10	µg/L							
Diethylphthalate	ND	10	µg/L							
2,4-Dimethylphenol	ND	10	µg/L							
Dimethylphthalate	ND	10	µg/L							
4,6-Dinitro-2-methylphenol	ND	10	µg/L							R-05
2,4-Dinitrophenol	ND	10	µg/L							V-19
2,4-Dinitrotoluene	ND	10	µg/L							
2,6-Dinitrotoluene	ND	10	µg/L							
Di-n-octylphthalate	ND	10	µg/L							
Hexachlorobenzene	ND	10	µg/L							
Hexachlorobutadiene	ND	10	µg/L							
Hexachlorocyclopentadiene	ND	10	µg/L							
Hexachloroethane	ND	10	µg/L							
Isophorone	ND	10	µg/L							
2-Methylphenol	ND	10	µg/L							
3/4-Methylphenol	ND	10	µg/L							
2-Nitroaniline	ND	10	µg/L							V-20
3-Nitroaniline	ND	10	µg/L							V-34
4-Nitroaniline	ND	10	µg/L							
Nitrobenzene	ND	10	µg/L							
2-Nitrophenol	ND	10	µg/L							
4-Nitrophenol	ND	10	µg/L							V-20
N-Nitrosodiphenylamine	ND	10	µg/L							
N-Nitrosodi-n-propylamine	ND	10	µg/L							
Pentachloronitrobenzene	ND	10	µg/L							V-16
Pentachlorophenol	ND	10	µg/L							
Phenol	ND	10	µg/L							
Pyridine	ND	5.0	µg/L							
1,2,4,5-Tetrachlorobenzene	ND	10	µg/L							
1,2,4-Trichlorobenzene	ND	5.0	µg/L							
2,4,5-Trichlorophenol	ND	10	µg/L							
2,4,6-Trichlorophenol	ND	10	µg/L							
Surrogate: 2-Fluorophenol	*94.2*		µg/L	200		47.1	15-110			
Surrogate: Phenol-d6	*67.4*		µg/L	200		33.7	15-110			
Surrogate: Nitrobenzene-d5	*73.3*		µg/L	100		73.3	30-130			
Surrogate: 2-Fluorobiphenyl	*69.1*		µg/L	100		69.1	30-130			

con-test® ANALYTICAL LABORATORY
39 Spruce Street * East Longmeadow, MA 01028 * FAX 413/525-6405 * TEL. 413/525-2332

QUALITY CONTROL

Semivolatile Organic Compounds by GC/MS - Quality Control

Analyte	Result	Reporting Limit	Units	Spike Level	Source Result	%REC	%REC Limits	RPD	RPD Limit	Notes	
Batch B214858 - SW-846 3510C											
Blank (B214858-BLK1)				Prepared & Analyzed: 10/16/18							
Surrogate: 2,4,6-Tribromophenol	*148*		µg/L	200		73.9	15-110				
Surrogate: p-Terphenyl-d14	*75.2*		µg/L	100		75.2	30-130				
LCS (B214858-BS1)				Prepared & Analyzed: 10/16/18							
Aniline	37.7	5.0	µg/L	50.0		75.4	40-140			V-34	†
Bis(2-chloroethoxy)methane	45.2	10	µg/L	50.0		90.4	40-140				
Bis(2-chloroethyl)ether	46.1	10	µg/L	50.0		92.1	40-140				
Bis(2-chloroisopropyl)ether	53.6	10	µg/L	50.0		107	40-140			V-06	
Bis(2-Ethylhexyl)phthalate	41.7	10	µg/L	50.0		83.4	40-140				
4-Bromophenylphenylether	37.1	10	µg/L	50.0		74.2	40-140				
Butylbenzylphthalate	42.2	10	µg/L	50.0		84.3	40-140				
Carbazole	36.6	10	µg/L	50.0		73.3	40-140				
4-Chloroaniline	38.1	10	µg/L	50.0		76.2	40-140			V-34	†
4-Chloro-3-methylphenol	41.8	10	µg/L	50.0		83.7	30-130				
2-Chloronaphthalene	32.4	10	µg/L	50.0		64.7	40-140				
2-Chlorophenol	37.0	10	µg/L	50.0		73.9	30-130				
4-Chlorophenylphenylether	36.0	10	µg/L	50.0		72.1	40-140				
Dibenzofuran	37.1	5.0	µg/L	50.0		74.2	40-140				
Di-n-butylphthalate	39.5	10	µg/L	50.0		78.9	40-140				
3,3-Dichlorobenzidine	53.5	10	µg/L	50.0		107	40-140			V-34	†
2,4-Dichlorophenol	37.3	10	µg/L	50.0		74.5	30-130				
Diethylphthalate	40.5	10	µg/L	50.0		80.9	40-140				
2,4-Dimethylphenol	36.6	10	µg/L	50.0		73.2	30-130				
Dimethylphthalate	40.8	10	µg/L	50.0		81.5	40-140				
4,6-Dinitro-2-methylphenol	38.4	10	µg/L	50.0		76.7	30-130			R-05	
2,4-Dinitrophenol	37.8	10	µg/L	50.0		75.7	30-130			V-19	
2,4-Dinitrotoluene	39.3	10	µg/L	50.0		78.5	40-140				
2,6-Dinitrotoluene	42.6	10	µg/L	50.0		85.2	40-140				
Di-n-octylphthalate	41.6	10	µg/L	50.0		83.2	40-140				
Hexachlorobenzene	36.4	10	µg/L	50.0		72.8	40-140				
Hexachlorobutadiene	32.6	10	µg/L	50.0		65.3	40-140				
Hexachlorocyclopentadiene	23.9	10	µg/L	50.0		47.9	30-140				
Hexachloroethane	34.1	10	µg/L	50.0		68.2	40-140				
Isophorone	44.8	10	µg/L	50.0		89.6	40-140				
2-Methylphenol	35.4	10	µg/L	50.0		70.8	30-130				
3/4-Methylphenol	35.8	10	µg/L	50.0		71.5	30-130				
2-Nitroaniline	49.3	10	µg/L	50.0		98.7	40-140			V-06	
3-Nitroaniline	42.2	10	µg/L	50.0		84.4	40-140			V-34	†
4-Nitroaniline	41.9	10	µg/L	50.0		83.8	40-140				
Nitrobenzene	42.0	10	µg/L	50.0		84.1	40-140				
2-Nitrophenol	40.0	10	µg/L	50.0		80.0	30-130				
4-Nitrophenol	26.5	10	µg/L	50.0		53.0	10-130			V-06	
N-Nitrosodiphenylamine	44.8	10	µg/L	50.0		89.6	40-140				
N-Nitrosodi-n-propylamine	45.2	10	µg/L	50.0		90.4	40-140				
Pentachloronitrobenzene	36.6	10	µg/L	50.0		73.2	40-140			V-16	
Pentachlorophenol	27.1	10	µg/L	50.0		54.3	30-130				
Phenol	19.8	10	µg/L	50.0		39.7	20-130				
Pyridine	23.6	5.0	µg/L	50.0		47.3	10-140				†
1,2,4,5-Tetrachlorobenzene	35.6	10	µg/L	50.0		71.3	40-140				
1,2,4-Trichlorobenzene	32.3	5.0	µg/L	50.0		64.5	40-140				
2,4,5-Trichlorophenol	36.8	10	µg/L	50.0		73.6	30-130				
2,4,6-Trichlorophenol	36.9	10	µg/L	50.0		73.8	30-130				

con-test® ANALYTICAL LABORATORY
39 Spruce Street * East Longmeadow, MA 01028 * FAX 413/525-6405 * TEL. 413/525-2332

QUALITY CONTROL

Semivolatile Organic Compounds by GC/MS - Quality Control

Analyte	Result	Reporting Limit	Units	Spike Level	Source Result	%REC	%REC Limits	RPD	RPD Limit	Notes	
Batch B214858 - SW-846 3510C											
LCS (B214858-BS1)				Prepared & Analyzed: 10/16/18							
Surrogate: 2-Fluorophenol	*112*		µg/L	200		55.8	15-110				
Surrogate: Phenol-d6	*82.9*		µg/L	200		41.5	15-110				
Surrogate: Nitrobenzene-d5	*89.3*		µg/L	100		89.3	30-130				
Surrogate: 2-Fluorobiphenyl	*80.6*		µg/L	100		80.6	30-130				
Surrogate: 2,4,6-Tribromophenol	*181*		µg/L	200		90.7	15-110				
Surrogate: p-Terphenyl-d14	*84.4*		µg/L	100		84.4	30-130				
LCS Dup (B214858-BSD1)				Prepared & Analyzed: 10/16/18							
Aniline	35.5	5.0	µg/L	50.0		71.0	40-140	6.01	50	V-34	† ‡
Bis(2-chloroethoxy)methane	41.6	10	µg/L	50.0		83.1	40-140	8.39	20		
Bis(2-chloroethyl)ether	42.2	10	µg/L	50.0		84.4	40-140	8.82	20		
Bis(2-chloroisopropyl)ether	48.4	10	µg/L	50.0		96.7	40-140	10.4	20	V-06	
Bis(2-Ethylhexyl)phthalate	38.4	10	µg/L	50.0		76.9	40-140	8.16	20		
4-Bromophenylphenylether	34.6	10	µg/L	50.0		69.3	40-140	6.78	20		
Butylbenzylphthalate	39.2	10	µg/L	50.0		78.5	40-140	7.22	20		
Carbazole	33.7	10	µg/L	50.0		67.4	40-140	8.33	20		
4-Chloroaniline	37.0	10	µg/L	50.0		74.0	40-140	3.01	20	V-34	†
4-Chloro-3-methylphenol	37.8	10	µg/L	50.0		75.6	30-130	10.1	20		
2-Chloronaphthalene	30.8	10	µg/L	50.0		61.6	40-140	4.94	20		
2-Chlorophenol	34.0	10	µg/L	50.0		68.0	30-130	8.40	20		
4-Chlorophenylphenylether	33.6	10	µg/L	50.0		67.2	40-140	7.01	20		
Dibenzofuran	33.8	5.0	µg/L	50.0		67.6	40-140	9.23	20		
Di-n-butylphthalate	36.4	10	µg/L	50.0		72.7	40-140	8.20	20		
3,3-Dichlorobenzidine	50.1	10	µg/L	50.0		100	40-140	6.61	20	V-34	† ‡
2,4-Dichlorophenol	34.0	10	µg/L	50.0		68.1	30-130	9.00	20		
Diethylphthalate	36.6	10	µg/L	50.0		73.2	40-140	10.1	20		
2,4-Dimethylphenol	33.6	10	µg/L	50.0		67.1	30-130	8.61	20		
Dimethylphthalate	37.2	10	µg/L	50.0		74.4	40-140	9.11	50		
4,6-Dinitro-2-methylphenol	15.2	10	µg/L	50.0		30.5	30-130	**86.2** *	50	R-05	
2,4-Dinitrophenol	11.0	10	µg/L	50.0		**22.1** *	30-130	**110** *	50	V-19	
2,4-Dinitrotoluene	36.2	10	µg/L	50.0		72.3	40-140	8.27	20		
2,6-Dinitrotoluene	38.4	10	µg/L	50.0		76.9	40-140	10.2	20		
Di-n-octylphthalate	38.0	10	µg/L	50.0		76.1	40-140	8.89	20		
Hexachlorobenzene	33.6	10	µg/L	50.0		67.1	40-140	8.15	20		
Hexachlorobutadiene	30.9	10	µg/L	50.0		61.7	40-140	5.57	20		
Hexachlorocyclopentadiene	22.6	10	µg/L	50.0		45.3	30-140	5.58	50		
Hexachloroethane	31.8	10	µg/L	50.0		63.6	40-140	6.86	50		
Isophorone	41.0	10	µg/L	50.0		82.0	40-140	8.90	20		
2-Methylphenol	31.7	10	µg/L	50.0		63.4	30-130	11.0	20		
3/4-Methylphenol	31.9	10	µg/L	50.0		63.7	30-130	11.5	20		
2-Nitroaniline	45.8	10	µg/L	50.0		91.6	40-140	7.49	20	V-06	
3-Nitroaniline	40.2	10	µg/L	50.0		80.5	40-140	4.73	20	V-34	†
4-Nitroaniline	38.2	10	µg/L	50.0		76.4	40-140	9.19	20		
Nitrobenzene	38.6	10	µg/L	50.0		77.2	40-140	8.48	20		
2-Nitrophenol	37.4	10	µg/L	50.0		74.8	30-130	6.66	20		
4-Nitrophenol	22.5	10	µg/L	50.0		45.0	10-130	16.3	50	V-06	‡
N-Nitrosodiphenylamine	41.1	10	µg/L	50.0		82.1	40-140	8.67	20		
N-Nitrosodi-n-propylamine	40.2	10	µg/L	50.0		80.4	40-140	11.7	20		
Pentachloronitrobenzene	33.8	10	µg/L	50.0		67.5	40-140	8.10	20	V-16	
Pentachlorophenol	17.6	10	µg/L	50.0		35.3	30-130	42.5	50		
Phenol	17.8	10	µg/L	50.0		35.7	20-130	10.6	20		
Pyridine	24.1	5.0	µg/L	50.0		48.2	10-140	1.97	50		†

con-test® ANALYTICAL LABORATORY
39 Spruce Street * East Longmeadow, MA 01028 * FAX 413/525-6405 * TEL. 413/525-2332

QUALITY CONTROL

Semivolatile Organic Compounds by GC/MS - Quality Control

Analyte	Result	Reporting Limit	Units	Spike Level	Source Result	%REC		%REC Limits	RPD	RPD Limit	Notes
Batch B214858 - SW-846 3510C											
LCS Dup (B214858-BSD1)				Prepared & Analyzed: 10/16/18							
1,2,4,5-Tetrachlorobenzene	32.7	10	µg/L	50.0		65.4		40-140	8.64	20	
1,2,4-Trichlorobenzene	30.5	5.0	µg/L	50.0		60.9		40-140	5.74	20	
2,4,5-Trichlorophenol	33.4	10	µg/L	50.0		66.7		30-130	9.81	20	
2,4,6-Trichlorophenol	33.3	10	µg/L	50.0		66.6		30-130	10.4	50	
Surrogate: 2-Fluorophenol	*104*		µg/L	200		52.0		15-110			
Surrogate: Phenol-d6	*75.4*		µg/L	200		37.7		15-110			
Surrogate: Nitrobenzene-d5	*83.0*		µg/L	100		83.0		30-130			
Surrogate: 2-Fluorobiphenyl	*74.8*		µg/L	100		74.8		30-130			
Surrogate: 2,4,6-Tribromophenol	*169*		µg/L	200		84.3		15-110			
Surrogate: p-Terphenyl-d14	*78.0*		µg/L	100		78.0		30-130			
Matrix Spike (B214858-MS1)	**Source: 18J0594-04**			Prepared: 10/16/18 Analyzed: 10/17/18							
Aniline	24.2	4.8	µg/L	48.1	ND	50.3		40-140			V-34
Bis(2-chloroethoxy)methane	38.8	9.6	µg/L	48.1	ND	80.7		40-140			
Bis(2-chloroethyl)ether	40.0	9.6	µg/L	48.1	ND	83.2		40-140			
Bis(2-chloroisopropyl)ether	46.9	9.6	µg/L	48.1	ND	97.5		40-140			
Bis(2-Ethylhexyl)phthalate	40.7	9.6	µg/L	48.1	ND	84.6		40-140			
4-Bromophenylphenylether	32.0	9.6	µg/L	48.1	ND	66.5		40-140			
Butylbenzylphthalate	38.3	9.6	µg/L	48.1	ND	79.7		40-140			
Carbazole	32.4	9.6	µg/L	48.1	ND	67.5		40-140			
4-Chloroaniline	18.3	9.6	µg/L	48.1	ND	**38.1**	*	40-140			V-34
4-Chloro-3-methylphenol	34.0	9.6	µg/L	48.1	ND	70.7		30-130			
2-Chloronaphthalene	28.8	9.6	µg/L	48.1	ND	59.9		40-140			
2-Chlorophenol	30.0	9.6	µg/L	48.1	ND	62.5		30-130			
4-Chlorophenylphenylether	32.8	9.6	µg/L	48.1	ND	68.2		40-140			
Dibenzofuran	32.6	4.8	µg/L	48.1	ND	67.9		40-140			
Di-n-butylphthalate	34.8	9.6	µg/L	48.1	ND	72.5		40-140			
3,3-Dichlorobenzidine	31.7	9.6	µg/L	48.1	ND	65.9		40-140			V-34
2,4-Dichlorophenol	31.7	9.6	µg/L	48.1	ND	65.9		30-130			
Diethylphthalate	34.5	9.6	µg/L	48.1	ND	71.7		40-140			
2,4-Dimethylphenol	29.7	9.6	µg/L	48.1	ND	61.7		30-130			
Dimethylphthalate	34.2	9.6	µg/L	48.1	ND	71.2		40-140			
4,6-Dinitro-2-methylphenol	23.8	9.6	µg/L	48.1	ND	49.5		30-130			
2,4-Dinitrophenol	21.2	9.6	µg/L	48.1	ND	44.0		30-130			V-19
2,4-Dinitrotoluene	34.0	9.6	µg/L	48.1	ND	70.6		40-140			
2,6-Dinitrotoluene	36.5	9.6	µg/L	48.1	ND	75.8		40-140			
Di-n-octylphthalate	46.4	9.6	µg/L	48.1	ND	96.5		40-140			
Hexachlorobenzene	31.4	9.6	µg/L	48.1	ND	65.3		40-140			
Hexachlorobutadiene	30.2	9.6	µg/L	48.1	ND	62.8		40-140			
Hexachlorocyclopentadiene	17.8	9.6	µg/L	48.1	ND	**37.0**	*	40-140			MS-09
Hexachloroethane	31.2	9.6	µg/L	48.1	ND	64.9		40-140			
Isophorone	38.5	9.6	µg/L	48.1	ND	80.0		40-140			
2-Methylphenol	27.2	9.6	µg/L	48.1	ND	56.6		30-130			
3/4-Methylphenol	27.3	9.6	µg/L	48.1	ND	56.8		30-130			
2-Nitroaniline	41.7	9.6	µg/L	48.1	ND	86.8		40-140			
3-Nitroaniline	28.5	9.6	µg/L	48.1	ND	59.3		40-140			V-34
4-Nitroaniline	34.3	9.6	µg/L	48.1	ND	71.4		40-140			
Nitrobenzene	36.5	9.6	µg/L	48.1	ND	76.0		40-140			
2-Nitrophenol	33.7	9.6	µg/L	48.1	ND	70.0		30-130			
4-Nitrophenol	19.8	9.6	µg/L	48.1	ND	41.1		30-130			
N-Nitrosodiphenylamine	38.7	9.6	µg/L	48.1	ND	80.5		40-140			
N-Nitrosodi-n-propylamine	38.2	9.6	µg/L	48.1	ND	79.4		40-140			

con-test® ANALYTICAL LABORATORY
39 Spruce Street * East Longmeadow, MA 01028 * FAX 413/525-6405 * TEL. 413/525-2332

QUALITY CONTROL

Semivolatile Organic Compounds by GC/MS - Quality Control

Analyte	Result	Reporting Limit	Units	Spike Level	Source Result	%REC		%REC Limits	RPD	RPD Limit	Notes
Batch B214858 - SW-846 3510C											
Matrix Spike (B214858-MS1)	**Source: 18J0594-04**			Prepared: 10/16/18 Analyzed: 10/17/18							
Pentachloronitrobenzene	33.4	9.6	µg/L	48.1	ND	69.6		40-140			V-16
Pentachlorophenol	24.9	9.6	µg/L	48.1	ND	51.8		30-130			
Phenol	14.6	9.6	µg/L	48.1	ND	30.3		30-130			
Pyridine	16.9	4.8	µg/L	48.1	ND	**35.1**	*	40-140			MS-09
1,2,4,5-Tetrachlorobenzene	31.4	9.6	µg/L	48.1	ND	65.2		40-140			
1,2,4-Trichlorobenzene	30.0	4.8	µg/L	48.1	ND	62.4		40-140			
2,4,5-Trichlorophenol	31.7	9.6	µg/L	48.1	ND	65.9		30-130			
2,4,6-Trichlorophenol	31.6	9.6	µg/L	48.1	ND	65.8		30-130			
Surrogate: 2-Fluorophenol	*86.0*		µg/L	192		44.7		15-110			
Surrogate: Phenol-d6	*62.5*		µg/L	192		32.5		15-110			
Surrogate: Nitrobenzene-d5	*79.6*		µg/L	96.2		82.8		30-130			
Surrogate: 2-Fluorobiphenyl	*73.1*		µg/L	96.2		76.0		30-130			
Surrogate: 2,4,6-Tribromophenol	*163*		µg/L	192		84.5		15-110			
Surrogate: p-Terphenyl-d14	*78.8*		µg/L	96.2		81.9		30-130			
Matrix Spike Dup (B214858-MSD1)	**Source: 18J0594-04**			Prepared: 10/16/18 Analyzed: 10/17/18							
Aniline	24.0	4.8	µg/L	48.1	ND	49.9		40-140	0.639	30	V-34
Bis(2-chloroethoxy)methane	37.3	9.6	µg/L	48.1	ND	77.6		40-140	3.99	30	
Bis(2-chloroethyl)ether	39.8	9.6	µg/L	48.1	ND	82.8		40-140	0.482	30	
Bis(2-chloroisopropyl)ether	46.9	9.6	µg/L	48.1	ND	97.5		40-140	0.0410	30	
Bis(2-Ethylhexyl)phthalate	37.6	9.6	µg/L	48.1	ND	78.1		40-140	7.96	30	
4-Bromophenylphenylether	31.2	9.6	µg/L	48.1	ND	64.8		40-140	2.53	30	
Butylbenzylphthalate	35.3	9.6	µg/L	48.1	ND	73.5		40-140	8.12	30	
Carbazole	30.4	9.6	µg/L	48.1	ND	63.2		40-140	6.55	30	
4-Chloroaniline	19.1	9.6	µg/L	48.1	ND	**39.8**	*	40-140	4.31	30	V-34
4-Chloro-3-methylphenol	32.0	9.6	µg/L	48.1	ND	66.6		30-130	5.92	30	
2-Chloronaphthalene	27.4	9.6	µg/L	48.1	ND	57.1		40-140	4.92	30	
2-Chlorophenol	29.8	9.6	µg/L	48.1	ND	62.0		30-130	0.804	30	
4-Chlorophenylphenylether	30.4	9.6	µg/L	48.1	ND	63.3		40-140	7.45	30	
Dibenzofuran	30.2	4.8	µg/L	48.1	ND	62.8		40-140	7.80	30	
Di-n-butylphthalate	33.0	9.6	µg/L	48.1	ND	68.7		40-140	5.41	30	
3,3-Dichlorobenzidine	29.5	9.6	µg/L	48.1	ND	61.3		40-140	7.17	30	V-34
2,4-Dichlorophenol	30.1	9.6	µg/L	48.1	ND	62.5		30-130	5.20	30	
Diethylphthalate	31.8	9.6	µg/L	48.1	ND	66.2		40-140	8.06	30	
2,4-Dimethylphenol	27.6	9.6	µg/L	48.1	ND	57.5		30-130	7.15	30	
Dimethylphthalate	31.9	9.6	µg/L	48.1	ND	66.4		40-140	6.98	30	
4,6-Dinitro-2-methylphenol	24.2	9.6	µg/L	48.1	ND	50.2		30-130	1.44	30	
2,4-Dinitrophenol	21.5	9.6	µg/L	48.1	ND	44.7		30-130	1.53	30	V-19
2,4-Dinitrotoluene	31.3	9.6	µg/L	48.1	ND	65.1		40-140	8.10	30	
2,6-Dinitrotoluene	34.0	9.6	µg/L	48.1	ND	70.7		40-140	7.02	30	
Di-n-octylphthalate	43.9	9.6	µg/L	48.1	ND	91.3		40-140	5.47	30	
Hexachlorobenzene	30.7	9.6	µg/L	48.1	ND	63.8		40-140	2.26	30	
Hexachlorobutadiene	30.1	9.6	µg/L	48.1	ND	62.6		40-140	0.351	30	
Hexachlorocyclopentadiene	17.9	9.6	µg/L	48.1	ND	**37.2**	*	40-140	0.431	30	MS-09
Hexachloroethane	31.4	9.6	µg/L	48.1	ND	65.3		40-140	0.614	30	
Isophorone	36.7	9.6	µg/L	48.1	ND	76.3		40-140	4.76	30	
2-Methylphenol	27.3	9.6	µg/L	48.1	ND	56.8		30-130	0.318	30	
3/4-Methylphenol	26.7	9.6	µg/L	48.1	ND	55.5		30-130	2.31	30	
2-Nitroaniline	37.4	9.6	µg/L	48.1	ND	77.9		40-140	10.8	30	
3-Nitroaniline	25.9	9.6	µg/L	48.1	ND	53.9		40-140	9.50	30	V-34
4-Nitroaniline	31.2	9.6	µg/L	48.1	ND	64.9		40-140	9.57	30	
Nitrobenzene	35.2	9.6	µg/L	48.1	ND	73.2		40-140	3.75	30	

con-test® ANALYTICAL LABORATORY
39 Spruce Street * East Longmeadow, MA 01028 * FAX 413/525-6405 * TEL. 413/525-2332

QUALITY CONTROL

Semivolatile Organic Compounds by GC/MS - Quality Control

Analyte	Result	Reporting Limit	Units	Spike Level	Source Result	%REC		%REC Limits	RPD	RPD Limit	Notes
Batch B214858 - SW-846 3510C											
Matrix Spike Dup (B214858-MSD1)	**Source: 18J0594-04**			Prepared: 10/16/18 Analyzed: 10/17/18							
2-Nitrophenol	33.2	9.6	µg/L	48.1	ND	69.0		30-130	1.38	30	
4-Nitrophenol	17.9	9.6	µg/L	48.1	ND	37.2		30-130	10.1	30	
N-Nitrosodiphenylamine	37.1	9.6	µg/L	48.1	ND	77.2		40-140	4.11	30	
N-Nitrosodi-n-propylamine	37.4	9.6	µg/L	48.1	ND	77.7		40-140	2.11	30	
Pentachloronitrobenzene	30.9	9.6	µg/L	48.1	ND	64.3		40-140	7.86	30	V-16
Pentachlorophenol	22.8	9.6	µg/L	48.1	ND	47.4		30-130	8.95	30	
Phenol	14.4	9.6	µg/L	48.1	ND	30.0		30-130	0.862	30	
Pyridine	16.1	4.8	µg/L	48.1	ND	**33.5**	*	40-140	4.49	30	MS-09
1,2,4,5-Tetrachlorobenzene	29.8	9.6	µg/L	48.1	ND	62.0		40-140	5.00	30	
1,2,4-Trichlorobenzene	29.0	4.8	µg/L	48.1	ND	60.4		40-140	3.32	30	
2,4,5-Trichlorophenol	29.5	9.6	µg/L	48.1	ND	61.4		30-130	6.94	30	
2,4,6-Trichlorophenol	29.6	9.6	µg/L	48.1	ND	61.7		30-130	6.53	30	
Surrogate: 2-Fluorophenol	*86.2*		µg/L	192		44.8		15-110			
Surrogate: Phenol-d6	*61.7*		µg/L	192		32.1		15-110			
Surrogate: Nitrobenzene-d5	*76.9*		µg/L	96.2		80.0		30-130			
Surrogate: 2-Fluorobiphenyl	*68.4*		µg/L	96.2		71.1		30-130			
Surrogate: 2,4,6-Tribromophenol	*152*		µg/L	192		79.2		15-110			
Surrogate: p-Terphenyl-d14	*73.5*		µg/L	96.2		76.5		30-130			
Batch B214997 - SW-846 3510C											
Blank (B214997-BLK1)				Prepared: 10/16/18 Analyzed: 10/17/18							
Acenaphthene (SIM)	ND	0.30	µg/L								
Acenaphthylene (SIM)	ND	0.20	µg/L								
Anthracene (SIM)	ND	0.20	µg/L								
Benzo(a)anthracene (SIM)	ND	0.050	µg/L								
Benzo(a)pyrene (SIM)	ND	0.10	µg/L								
Benzo(b)fluoranthene (SIM)	ND	0.050	µg/L								
Benzo(g,h,i)perylene (SIM)	ND	0.50	µg/L								
Benzo(k)fluoranthene (SIM)	ND	0.20	µg/L								
Chrysene (SIM)	ND	0.20	µg/L								
Dibenz(a,h)anthracene (SIM)	ND	0.10	µg/L								
Fluoranthene (SIM)	ND	0.50	µg/L								
Fluorene (SIM)	ND	1.0	µg/L								
Indeno(1,2,3-cd)pyrene (SIM)	ND	0.10	µg/L								
2-Methylnaphthalene (SIM)	ND	1.0	µg/L								
Naphthalene (SIM)	ND	1.0	µg/L								
Phenanthrene (SIM)	ND	0.050	µg/L								
Pyrene (SIM)	ND	1.0	µg/L								
Surrogate: Nitrobenzene-d5	*56.9*		µg/L	100		56.9		30-130			
Surrogate: 2-Fluorobiphenyl	*57.9*		µg/L	100		57.9		30-130			
Surrogate: p-Terphenyl-d14	*57.6*		µg/L	100		57.6		30-130			

con-test® ANALYTICAL LABORATORY
39 Spruce Street * East Longmeadow, MA 01028 * FAX 413/525-6405 * TEL. 413/525-2332

QUALITY CONTROL

Semivolatile Organic Compounds by GC/MS - Quality Control

Analyte	Result	Reporting Limit	Units	Spike Level	Source Result	%REC	%REC Limits	RPD	RPD Limit	Notes
Batch B214997 - SW-846 3510C										
Blank (B214997-BLK2)				Prepared: 10/16/18 Analyzed: 10/17/18						
Benzo(k)fluoranthene (SIM)	ND	0.040	µg/L							
Surrogate: Nitrobenzene-d5	*65.4*		µg/L	100		65.4	30-130			
Surrogate: 2-Fluorobiphenyl	*50.3*		µg/L	100		50.3	30-130			
Surrogate: p-Terphenyl-d14	*54.4*		µg/L	100		54.4	30-130			
LCS (B214997-BS1)				Prepared: 10/16/18 Analyzed: 10/17/18						
Acenaphthene (SIM)	29.4	7.5	µg/L	50.0		58.7	40-140			
Acenaphthylene (SIM)	30.4	5.0	µg/L	50.0		60.7	40-140			
Anthracene (SIM)	32.0	5.0	µg/L	50.0		64.0	40-140			
Benzo(a)anthracene (SIM)	31.7	1.2	µg/L	50.0		63.4	40-140			
Benzo(a)pyrene (SIM)	33.0	2.5	µg/L	50.0		66.0	40-140			
Benzo(b)fluoranthene (SIM)	33.8	1.2	µg/L	50.0		67.6	40-140			
Benzo(g,h,i)perylene (SIM)	32.1	12	µg/L	50.0		64.2	40-140			
Benzo(k)fluoranthene (SIM)	31.3	5.0	µg/L	50.0		62.6	40-140			
Chrysene (SIM)	31.1	5.0	µg/L	50.0		62.2	40-140			
Dibenz(a,h)anthracene (SIM)	32.8	2.5	µg/L	50.0		65.6	40-140			
Fluoranthene (SIM)	31.9	12	µg/L	50.0		63.8	40-140			
Fluorene (SIM)	30.8	25	µg/L	50.0		61.5	40-140			
Indeno(1,2,3-cd)pyrene (SIM)	33.6	2.5	µg/L	50.0		67.2	40-140			
2-Methylnaphthalene (SIM)	39.6	25	µg/L	50.0		79.3	40-140			
Naphthalene (SIM)	27.4	25	µg/L	50.0		54.7	40-140			
Phenanthrene (SIM)	30.1	1.2	µg/L	50.0		60.2	40-140			
Pyrene (SIM)	29.4	25	µg/L	50.0		58.8	40-140			
Surrogate: Nitrobenzene-d5	*52.9*		µg/L	100		52.9	30-130			
Surrogate: 2-Fluorobiphenyl	*49.7*		µg/L	100		49.7	30-130			
Surrogate: p-Terphenyl-d14	*43.9*		µg/L	100		43.9	30-130			
LCS Dup (B214997-BSD1)				Prepared: 10/16/18 Analyzed: 10/17/18						
Acenaphthene (SIM)	29.2	7.5	µg/L	50.0		58.4	40-140	0.512	20	
Acenaphthylene (SIM)	30.2	5.0	µg/L	50.0		60.3	40-140	0.661	20	
Anthracene (SIM)	31.9	5.0	µg/L	50.0		63.8	40-140	0.313	20	
Benzo(a)anthracene (SIM)	31.7	1.2	µg/L	50.0		63.4	40-140	0.00	20	
Benzo(a)pyrene (SIM)	33.0	2.5	µg/L	50.0		66.0	40-140	0.152	20	
Benzo(b)fluoranthene (SIM)	33.4	1.2	µg/L	50.0		66.8	40-140	1.12	20	
Benzo(g,h,i)perylene (SIM)	32.1	12	µg/L	50.0		64.2	40-140	0.0779	20	
Benzo(k)fluoranthene (SIM)	31.3	5.0	µg/L	50.0		62.6	40-140	0.00	20	
Chrysene (SIM)	31.0	5.0	µg/L	50.0		62.0	40-140	0.322	20	
Dibenz(a,h)anthracene (SIM)	32.8	2.5	µg/L	50.0		65.5	40-140	0.153	20	
Fluoranthene (SIM)	31.9	12	µg/L	50.0		63.8	40-140	0.0783	20	
Fluorene (SIM)	30.7	25	µg/L	50.0		61.4	40-140	0.0813	20	
Indeno(1,2,3-cd)pyrene (SIM)	33.5	2.5	µg/L	50.0		67.0	40-140	0.224	20	‡
2-Methylnaphthalene (SIM)	39.3	25	µg/L	50.0		78.6	40-140	0.887	20	
Naphthalene (SIM)	27.4	25	µg/L	50.0		54.8	40-140	0.183	20	
Phenanthrene (SIM)	30.0	1.2	µg/L	50.0		59.9	40-140	0.583	20	
Pyrene (SIM)	29.2	25	µg/L	50.0		58.5	40-140	0.512	20	
Surrogate: Nitrobenzene-d5	*52.5*		µg/L	100		52.5	30-130			
Surrogate: 2-Fluorobiphenyl	*50.1*		µg/L	100		50.1	30-130			
Surrogate: p-Terphenyl-d14	*42.3*		µg/L	100		42.3	30-130			

con-test® ANALYTICAL LABORATORY
39 Spruce Street * East Longmeadow, MA 01028 * FAX 413/525-6405 * TEL. 413/525-2332

QUALITY CONTROL

Semivolatile Organic Compounds by GC/MS - Quality Control

Analyte	Result	Reporting Limit	Units	Spike Level	Source Result	%REC	%REC Limits	RPD	RPD Limit	Notes
Batch B214997 - SW-846 3510C										
Matrix Spike (B214997-MS1)	**Source: 18J0594-04**			Prepared: 10/16/18 Analyzed: 10/17/18						
Acenaphthene (SIM)	29.6	7.5	µg/L	50.0	ND	59.1	40-140			
Acenaphthylene (SIM)	30.0	5.0	µg/L	50.0	ND	60.0	40-140			
Anthracene (SIM)	31.7	5.0	µg/L	50.0	ND	63.4	40-140			
Benzo(a)anthracene (SIM)	32.1	1.2	µg/L	50.0	ND	64.2	40-140			
Benzo(a)pyrene (SIM)	33.3	2.5	µg/L	50.0	ND	66.6	40-140			
Benzo(b)fluoranthene (SIM)	32.9	1.2	µg/L	50.0	ND	65.8	40-140			
Benzo(g,h,i)perylene (SIM)	31.5	12	µg/L	50.0	ND	63.0	40-140			
Benzo(k)fluoranthene (SIM)	31.2	5.0	µg/L	50.0	ND	62.4	40-140			
Chrysene (SIM)	31.0	5.0	µg/L	50.0	ND	62.0	40-140			
Dibenz(a,h)anthracene (SIM)	33.2	2.5	µg/L	50.0	ND	66.4	40-140			
Fluoranthene (SIM)	32.3	12	µg/L	50.0	ND	64.6	40-140			
Fluorene (SIM)	30.4	25	µg/L	50.0	ND	60.8	40-140			
Indeno(1,2,3-cd)pyrene (SIM)	33.4	2.5	µg/L	50.0	ND	66.8	40-140			
2-Methylnaphthalene (SIM)	39.7	25	µg/L	50.0	ND	79.4	40-140			
Naphthalene (SIM)	28.2	25	µg/L	50.0	ND	56.4	40-140			
Phenanthrene (SIM)	30.2	1.2	µg/L	50.0	ND	60.4	40-140			
Pyrene (SIM)	30.3	25	µg/L	50.0	ND	60.6	40-140			
Surrogate: Nitrobenzene-d5	*54.2*		µg/L	100		54.2	30-130			
Surrogate: 2-Fluorobiphenyl	*52.6*		µg/L	100		52.6	30-130			
Surrogate: p-Terphenyl-d14	*45.5*		µg/L	100		45.5	30-130			
Matrix Spike Dup (B214997-MSD1)	**Source: 18J0594-04**			Prepared: 10/16/18 Analyzed: 10/17/18						
Acenaphthene (SIM)	35.3	7.5	µg/L	50.0	ND	70.6	40-140	17.7	30	
Acenaphthylene (SIM)	36.2	5.0	µg/L	50.0	ND	72.3	40-140	18.5	30	
Anthracene (SIM)	37.4	5.0	µg/L	50.0	ND	74.9	40-140	16.7	30	
Benzo(a)anthracene (SIM)	36.9	1.2	µg/L	50.0	ND	73.8	40-140	14.0	30	
Benzo(a)pyrene (SIM)	38.8	2.5	µg/L	50.0	ND	77.6	40-140	15.3	30	
Benzo(b)fluoranthene (SIM)	39.0	1.2	µg/L	50.0	ND	78.0	40-140	17.0	30	
Benzo(g,h,i)perylene (SIM)	36.8	12	µg/L	50.0	ND	73.5	40-140	15.5	30	
Benzo(k)fluoranthene (SIM)	36.7	5.0	µg/L	50.0	ND	73.4	40-140	16.3	30	
Chrysene (SIM)	35.8	5.0	µg/L	50.0	ND	71.6	40-140	14.4	30	
Dibenz(a,h)anthracene (SIM)	38.3	2.5	µg/L	50.0	ND	76.6	40-140	14.4	30	
Fluoranthene (SIM)	37.9	12	µg/L	50.0	ND	75.8	40-140	16.0	30	
Fluorene (SIM)	36.6	25	µg/L	50.0	ND	73.2	40-140	18.5	30	
Indeno(1,2,3-cd)pyrene (SIM)	38.8	2.5	µg/L	50.0	ND	77.7	40-140	15.1	30	
2-Methylnaphthalene (SIM)	47.6	25	µg/L	50.0	ND	95.1	40-140	18.0	30	
Naphthalene (SIM)	34.2	25	µg/L	50.0	ND	68.4	40-140	19.4	30	
Phenanthrene (SIM)	35.5	1.2	µg/L	50.0	ND	71.0	40-140	16.3	30	
Pyrene (SIM)	34.8	25	µg/L	50.0	ND	69.6	40-140	13.8	30	
Surrogate: Nitrobenzene-d5	*64.9*		µg/L	100		64.9	30-130			
Surrogate: 2-Fluorobiphenyl	*63.3*		µg/L	100		63.3	30-130			
Surrogate: p-Terphenyl-d14	*52.7*		µg/L	100		52.7	30-130			

con-test® ANALYTICAL LABORATORY
39 Spruce Street * East Longmeadow, MA 01028 * FAX 413/525-6405 * TEL. 413/525-2332

QUALITY CONTROL

Petroleum Hydrocarbons Analyses - Quality Control

Analyte	Result	Reporting Limit	Units	Spike Level	Source Result	%REC		%REC Limits	RPD	RPD Limit	Notes
Batch B215014 - SW-846 3510C											
Blank (B215014-BLK1)				Prepared: 10/17/18 Analyzed: 10/18/18							
CT ETPH	ND	0.075	mg/L								L-04
Surrogate: 2-Fluorobiphenyl	*0.0384*		mg/L	0.100		**38.4**	*	50-150			S-26
LCS (B215014-BS1)				Prepared: 10/17/18 Analyzed: 10/18/18							
CT ETPH	0.504	0.075	mg/L	1.00		**50.4**	*	60-120			L-04
Surrogate: 2-Fluorobiphenyl	*0.0542*		mg/L	0.100		54.2		50-150			
LCS Dup (B215014-BSD1)				Prepared: 10/17/18 Analyzed: 10/18/18							
CT ETPH	0.488	0.075	mg/L	1.00		**48.8**	*	60-120	3.28	30	L-04
Surrogate: 2-Fluorobiphenyl	*0.0536*		mg/L	0.100		53.6		50-150			
Matrix Spike (B215014-MS1)	**Source: 18J0594-04**			Prepared: 10/17/18 Analyzed: 10/20/18							
CT ETPH	0.914	0.074	mg/L	0.980	0.148	78.2		50-150			L-04
Surrogate: 2-Fluorobiphenyl	*0.0918*		mg/L	0.0980		93.6		50-150			
Matrix Spike Dup (B215014-MSD1)	**Source: 18J0594-04**			Prepared: 10/17/18 Analyzed: 10/20/18							
CT ETPH	0.940	0.072	mg/L	0.962	0.148	82.4		50-150	2.84	30	L-04
Surrogate: 2-Fluorobiphenyl	*0.0973*		mg/L	0.0962		101		50-150			
Batch B215104 - SW-846 3510C											
Blank (B215104-BLK1)				Prepared: 10/18/18 Analyzed: 10/19/18							
CT ETPH	ND	0.075	mg/L								
Surrogate: 2-Fluorobiphenyl	*0.0620*		mg/L	0.100		62.0		50-150			
LCS (B215104-BS1)				Prepared: 10/18/18 Analyzed: 10/19/18							
CT ETPH	0.607	0.075	mg/L	1.00		60.7		60-120			
Surrogate: 2-Fluorobiphenyl	*0.0564*		mg/L	0.100		56.4		50-150			
LCS Dup (B215104-BSD1)				Prepared: 10/18/18 Analyzed: 10/19/18							
CT ETPH	0.650	0.075	mg/L	1.00		65.0		60-120	6.87	30	
Surrogate: 2-Fluorobiphenyl	*0.0581*		mg/L	0.100		58.1		50-150			
Matrix Spike (B215104-MS1)	**Source: 18J0594-04RE1**			Prepared: 10/18/18 Analyzed: 10/19/18							
CT ETPH	0.933	0.083	mg/L	1.11	0.173	68.4		50-150			
Surrogate: 2-Fluorobiphenyl	*0.0924*		mg/L	0.111		83.1		50-150			
Matrix Spike Dup (B215104-MSD1)	**Source: 18J0594-04RE1**			Prepared: 10/18/18 Analyzed: 10/19/18							
CT ETPH	1.05	0.083	mg/L	1.11	0.173	79.0		50-150	11.9	30	
Surrogate: 2-Fluorobiphenyl	*0.110*		mg/L	0.111		99.3		50-150			

con-test® ANALYTICAL LABORATORY
39 Spruce Street * East Longmeadow, MA 01028 * FAX 413/525-6405 * TEL. 413/525-2332

QUALITY CONTROL

Metals Analyses (Total) - Quality Control

Analyte	Result	Reporting Limit	Units	Spike Level	Source Result	%REC	%REC Limits	RPD	RPD Limit	Notes
Batch B214835 - SW-846 3005A										
Blank (B214835-BLK1)				Prepared: 10/15/18 Analyzed: 10/16/18						
Antimony	ND	5.0	µg/L							
Arsenic	ND	2.0	µg/L							
Barium	ND	50	µg/L							
Beryllium	ND	2.0	µg/L							
Cadmium	ND	2.5	µg/L							
Chromium	ND	5.0	µg/L							
Copper	ND	25	µg/L							
Lead	ND	5.0	µg/L							
Nickel	ND	25	µg/L							
Selenium	ND	25	µg/L							
Silver	ND	2.5	µg/L							
Thallium	ND	1.0	µg/L							
Vanadium	ND	25	µg/L							
Zinc	ND	50	µg/L							
LCS (B214835-BS1)				Prepared: 10/15/18 Analyzed: 10/16/18						
Antimony	515	10	µg/L	500		103	80-120			
Arsenic	515	4.0	µg/L	500		103	80-120			
Barium	513	100	µg/L	500		103	80-120			
Beryllium	515	4.0	µg/L	500		103	80-120			
Cadmium	517	5.0	µg/L	500		103	80-120			
Chromium	528	10	µg/L	500		106	80-120			
Copper	1020	50	µg/L	1000		102	80-120			
Lead	502	10	µg/L	500		100	80-120			
Nickel	520	50	µg/L	500		104	80-120			
Selenium	515	50	µg/L	500		103	80-120			
Silver	514	5.0	µg/L	500		103	80-120			
Thallium	497	2.0	µg/L	500		99.4	80-120			
Vanadium	521	50	µg/L	500		104	80-120			
Zinc	1040	100	µg/L	1000		104	80-120			
LCS Dup (B214835-BSD1)				Prepared: 10/15/18 Analyzed: 10/16/18						
Antimony	523	10	µg/L	500		105	80-120	1.66	20	
Arsenic	524	4.0	µg/L	500		105	80-120	1.70	20	
Barium	517	100	µg/L	500		103	80-120	0.749	20	
Beryllium	526	4.0	µg/L	500		105	80-120	2.03	20	
Cadmium	523	5.0	µg/L	500		105	80-120	1.13	20	
Chromium	530	10	µg/L	500		106	80-120	0.296	20	
Copper	1030	50	µg/L	1000		103	80-120	1.02	20	
Lead	508	10	µg/L	500		102	80-120	1.31	20	
Nickel	520	50	µg/L	500		104	80-120	0.0649	20	
Selenium	519	50	µg/L	500		104	80-120	0.800	20	
Silver	521	5.0	µg/L	500		104	80-120	1.33	20	
Thallium	501	2.0	µg/L	500		100	80-120	0.818	20	
Vanadium	520	50	µg/L	500		104	80-120	0.164	20	
Zinc	1040	100	µg/L	1000		104	80-120	0.127	20	

con-test® ANALYTICAL LABORATORY
39 Spruce Street * East Longmeadow, MA 01028 * FAX 413/525-6405 * TEL. 413/525-2332

QUALITY CONTROL

Metals Analyses (Total) - Quality Control

Analyte	Result	Reporting Limit	Units	Spike Level	Source Result	%REC		%REC Limits	RPD	RPD Limit	Notes
Batch B214835 - SW-846 3005A											
Matrix Spike (B214835-MS1)	**Source: 18J0594-04**			Prepared: 10/15/18 Analyzed: 10/16/18							
Antimony	525	10	µg/L	500	1.14	105		75-125			
Arsenic	532	4.0	µg/L	500	ND	106		75-125			
Barium	621	100	µg/L	500	98.5	105		75-125			
Beryllium	533	4.0	µg/L	500	ND	107		75-125			
Cadmium	523	5.0	µg/L	500	ND	105		75-125			
Chromium	538	10	µg/L	500	ND	108		75-125			
Copper	1030	50	µg/L	1000	ND	103		75-125			
Lead	519	10	µg/L	500	ND	104		75-125			
Nickel	528	50	µg/L	500	4.12	105		75-125			
Selenium	521	50	µg/L	500	ND	104		75-125			
Silver	323	5.0	µg/L	500	ND	**64.7**	*	75-125			MS-07A
Thallium	512	2.0	µg/L	500	ND	102		75-125			
Vanadium	537	50	µg/L	500	ND	107		75-125			
Zinc	1040	100	µg/L	1000	ND	104		75-125			
Matrix Spike Dup (B214835-MSD1)	**Source: 18J0594-04**			Prepared: 10/15/18 Analyzed: 10/16/18							
Antimony	515	10	µg/L	500	1.14	103		75-125	1.81	20	
Arsenic	519	4.0	µg/L	500	ND	104		75-125	2.44	20	
Barium	613	100	µg/L	500	98.5	103		75-125	1.23	20	
Beryllium	520	4.0	µg/L	500	ND	104		75-125	2.47	20	
Cadmium	514	5.0	µg/L	500	ND	103		75-125	1.66	20	
Chromium	528	10	µg/L	500	ND	106		75-125	1.88	20	
Copper	1000	50	µg/L	1000	ND	100		75-125	2.35	20	
Lead	506	10	µg/L	500	ND	101		75-125	2.44	20	
Nickel	514	50	µg/L	500	4.12	102		75-125	2.67	20	
Selenium	506	50	µg/L	500	ND	101		75-125	2.95	20	
Silver	365	5.0	µg/L	500	ND	**73.0**	*	75-125	12.1	20	MS-07A
Thallium	500	2.0	µg/L	500	ND	99.9		75-125	2.37	20	
Vanadium	526	50	µg/L	500	ND	105		75-125	2.07	20	
Zinc	1010	100	µg/L	1000	ND	101		75-125	2.82	20	
Batch B215155 - SW-846 7470A Prep											
Blank (B215155-BLK1)				Prepared: 10/18/18 Analyzed: 10/19/18							
Mercury	ND	0.00010	mg/L								
LCS (B215155-BS1)				Prepared: 10/18/18 Analyzed: 10/19/18							
Mercury	0.00177	0.00010	mg/L	0.00200		88.5		80-120			
LCS Dup (B215155-BSD1)				Prepared: 10/18/18 Analyzed: 10/19/18							
Mercury	0.00164	0.00010	mg/L	0.00200		82.1		80-120	7.53	20	

con-test® ANALYTICAL LABORATORY
39 Spruce Street * East Longmeadow, MA 01028 * FAX 413/525-6405 * TEL. 413/525-2332

QUALITY CONTROL

Metals Analyses (Total) - Quality Control

Analyte	Result	Reporting Limit	Units	Spike Level	Source Result	%REC	%REC Limits	RPD	RPD Limit	Notes
Batch B215155 - SW-846 7470A Prep										
Matrix Spike (B215155-MS1)		**Source: 18J0594-04**		Prepared: 10/18/18 Analyzed: 10/19/18						
Mercury	0.00184	0.00010	mg/L	0.00200	ND	92.0	75-125			
Matrix Spike Dup (B215155-MSD1)		**Source: 18J0594-04**		Prepared: 10/18/18 Analyzed: 10/19/18						
Mercury	0.00189	0.00010	mg/L	0.00200	ND	94.5	75-125	2.76	20	

con-test® ANALYTICAL LABORATORY
39 Spruce Street * East Longmeadow, MA 01028 * FAX 413/525-6405 * TEL. 413/525-2332

QUALITY CONTROL

Conventional Chemistry Parameters by EPA/APHA/SW-846 Methods (Total) - Quality Control

Analyte	Result	Reporting Limit	Units	Spike Level	Source Result	%REC	%REC Limits	RPD	RPD Limit	Notes
Batch B214615 - SM21-22 4500 H B										
LCS (B214615-BS1)				Prepared & Analyzed: 10/12/18						
pH	6.04		pH Units	6.00		101	90-110			
Batch B215083 - SM21-22 2320B										
Blank (B215083-BLK1)				Prepared & Analyzed: 10/17/18						
Alkalinity	ND	1.0	mg/L							
LCS (B215083-BS1)				Prepared & Analyzed: 10/17/18						
Alkalinity	41	1.0	mg/L	44.4		93.2	86.2-110			
LCS Dup (B215083-BSD1)				Prepared & Analyzed: 10/17/18						
Alkalinity	43	1.0	mg/L	44.4		97.3	86.2-110	4.26	5.57	
Duplicate (B215083-DUP1)	**Source: 18J0594-04**			Prepared & Analyzed: 10/17/18						
Alkalinity	280	1.0	mg/L		280			1.29	9.3	
Matrix Spike (B215083-MS1)	**Source: 18J0594-04**			Prepared & Analyzed: 10/17/18						
Alkalinity	340	1.0	mg/L	50.0	280	122	70.3-123			

con-test® ANALYTICAL LABORATORY
39 Spruce Street * East Longmeadow, MA 01028 * FAX 413/525-6405 * TEL. 413/525-2332

FLAG/QUALIFIER SUMMARY

*	QC result is outside of established limits.
†	Wide recovery limits established for difficult compound.
‡	Wide RPD limits established for difficult compound.
#	Data exceeded client recommended or regulatory level
ND	Not Detected
RL	Reporting Limit is at the level of quantitation (LOQ)
DL	Detection Limit is the lower limit of detection determined by the MDL study
MCL	Maximum Contaminant Level
	Percent recoveries and relative percent differences (RPDs) are determined by the software using values in the calculation which have not been rounded.
	No results have been blank subtracted unless specified in the case narrative section.
H-05	Holding time was exceeded. pH analysis should be performed immediately at time of sampling. Nominal 15 minute holding time was exceeded.
H-06	Sample was extracted past the recommended holding time.
L-03	Laboratory fortified blank/laboratory control sample recovery is outside of control limits. Reported value for this compound is likely to be biased on the low side.
L-04	Laboratory fortified blank/laboratory control sample recovery and duplicate recovery are outside of control limits. Reported value for this compound is likely to be biased on the low side.
MS-07A	Matrix spike and spike duplicate recovery is outside of control limits. Analysis is in control based on laboratory fortified blank recovery. Possiblity of matrix effects that lead to low bias or non-homogeneous sample aliquot cannot be eliminated.
MS-09	Matrix spike recovery and/or matrix spike duplicate recovery outside of control limits. Possibility of sample matrix effects that lead to a low bias for reported result or non-homogeneous sample aliquots cannot be eliminated.
MS-24	Either matrix spike or matrix spike duplicate is outside of control limits, but the other is within limits. Analysis is in control based on laboratory fortified blank recovery.
R-05	Laboratory fortified blank duplicate RPD is outside of control limits. Reduced precision is anticipated for any reported value for this compound.
S-26	Surrogate outside of control limits.
SM-01	Sample container does not satisfy method specifications.
V-05	Continuing calibration did not meet method specifications and was biased on the low side for this compound.
V-06	Continuing calibration did not meet method specifications and was biased on the high side for this compound.
V-16	Response factor is less than method specified minimum acceptable value. Reduced precision and accuracy may be associated with reported result.
V-19	Initial calibration did not meet method specifications. Compound was calibrated using linear regression with correlation coefficient <0.99. Reported result is estimated.
V-20	Continuing calibration did not meet method specifications and was biased on the high side. Data validation is not affected since sample result was "not detected" for this compound.
V-34	Initial calibration verification (ICV) did not meet method specifications and was biased on the low side for this compound. Reported result is estimated.
Z-01	Data from initial analysis is reported since sample was re-extracted outside of holding time.

con-test® ANALYTICAL LABORATORY
39 Spruce Street * East Longmeadow, MA 01028 * FAX 413/525-6405 * TEL. 413/525-2332

CERTIFICATIONS

Certified Analyses included in this Report

Analyte	Certifications
CTDEP ETPH in Water	
CT ETPH	CT
SM21-22 2320B in Water	
Alkalinity	CT,MA,NH,NY,RI,NC,ME,VA
SM21-22 4500 H B in Water	
pH	CT,MA,RI
SW-846 6020B in Water	
Antimony	CT,NH,NY,ME,VA,NC
Arsenic	CT,NH,NY,ME,VA,NC
Barium	CT,NH,NY,ME,VA,NC
Beryllium	CT,NH,NY,ME,VA,NC
Cadmium	CT,NH,NY,RI,ME,VA,NC
Chromium	CT,NH,NY,ME,VA,NC
Copper	CT,NH,NY,ME,VA,NC
Lead	CT,NH,NY,ME,VA,NC
Nickel	CT,NH,NY,ME,VA,NC
Selenium	CT,NH,NY,ME,VA,NC
Silver	CT,NH,NY,ME,VA,NC
Thallium	CT,NH,NY,ME,VA,NC
Vanadium	CT,NH,NY,ME,VA,NC
Zinc	CT,NH,NY,ME,VA,NC
SW-846 7470A in Water	
Mercury	CT,NH,NY,NC,ME,VA
SW-846 8260C in Water	
Acetone	CT,NH,NY,ME
Acrylonitrile	CT,NY,ME
Benzene	CT,NH,NY,ME
Bromobenzene	NY
Bromodichloromethane	CT,NH,NY,ME
Bromoform	CT,NH,NY,ME
Bromomethane	CT,NH,NY,ME
2-Butanone (MEK)	CT,NH,NY,ME
n-Butylbenzene	NY,ME
sec-Butylbenzene	NY,ME
tert-Butylbenzene	NY,ME
Carbon Disulfide	CT,NH,NY,ME
Carbon Tetrachloride	CT,NH,NY,ME
Chlorobenzene	CT,NH,NY,ME
Chlorodibromomethane	CT,NH,NY,ME
Chloroethane	CT,NH,NY,ME
Chloroform	CT,NH,NY,ME
Chloromethane	CT,NH,NY,ME
2-Chlorotoluene	NY,ME
4-Chlorotoluene	NY,ME
1,2-Dibromo-3-chloropropane (DBCP)	NY
1,2-Dibromoethane (EDB)	NY

con-test® ANALYTICAL LABORATORY
39 Spruce Street * East Longmeadow, MA 01028 * FAX 413/525-6405 * TEL. 413/525-2332

CERTIFICATIONS

Certified Analyses included in this Report

Analyte	Certifications
SW-846 8260C in Water	
Dibromomethane	NH,NY,ME
1,2-Dichlorobenzene	CT,NY,ME
1,3-Dichlorobenzene	CT,NH,NY,ME
1,4-Dichlorobenzene	CT,NH,NY,ME
trans-1,4-Dichloro-2-butene	NH,NY,ME
Dichlorodifluoromethane (Freon 12)	NH,NY,ME
1,1-Dichloroethane	CT,NH,NY,ME
1,2-Dichloroethane	CT,NH,NY,ME
1,1-Dichloroethylene	CT,NH,NY,ME
cis-1,2-Dichloroethylene	NY,ME
trans-1,2-Dichloroethylene	CT,NH,NY,ME
1,2-Dichloropropane	CT,NH,NY,ME
1,3-Dichloropropane	NY,ME
2,2-Dichloropropane	NH,NY,ME
1,1-Dichloropropene	NH,NY,ME
cis-1,3-Dichloropropene	CT,NH,NY,ME
trans-1,3-Dichloropropene	CT,NH,NY,ME
Ethylbenzene	CT,NH,NY,ME
Hexachlorobutadiene	CT,NH,NY,ME
2-Hexanone (MBK)	CT,NH,NY,ME
Isopropylbenzene (Cumene)	NY,ME
p-Isopropyltoluene (p-Cymene)	CT,NH,NY,ME
Methyl tert-Butyl Ether (MTBE)	CT,NH,NY,ME
Methylene Chloride	CT,NH,NY,ME
4-Methyl-2-pentanone (MIBK)	CT,NH,NY,ME
Naphthalene	NH,NY,ME
n-Propylbenzene	CT,NH,NY,ME
Styrene	CT,NH,NY,ME
1,1,1,2-Tetrachloroethane	CT,NH,NY,ME
1,1,2,2-Tetrachloroethane	CT,NH,NY,ME
Tetrachloroethylene	CT,NH,NY,ME
Toluene	CT,NH,NY,ME
1,2,3-Trichlorobenzene	NH,NY,ME
1,2,4-Trichlorobenzene	CT,NH,NY,ME
1,1,1-Trichloroethane	CT,NH,NY,ME
1,1,2-Trichloroethane	CT,NH,NY,ME
Trichloroethylene	CT,NH,NY,ME
Trichlorofluoromethane (Freon 11)	CT,NH,NY,ME
1,2,3-Trichloropropane	NH,NY,ME
1,1,2-Trichloro-1,2,2-trifluoroethane (Freon 113)	NY
1,2,4-Trimethylbenzene	NY,ME
1,3,5-Trimethylbenzene	NY,ME
Vinyl Chloride	CT,NH,NY,ME
m+p Xylene	NH,NY,ME
o-Xylene	NH,NY,ME
SW-846 8270D in Soil	

con-test® ANALYTICAL LABORATORY
39 Spruce Street * East Longmeadow, MA 01028 * FAX 413/525-6405 * TEL. 413/525-2332

CERTIFICATIONS

Certified Analyses included in this Report

Analyte	Certifications
SW-846 8270D in Soil	
Aniline	NY,NH
Bis(2-chloroethoxy)methane	CT,NY,NH
Bis(2-chloroethyl)ether	CT,NY,NH
Bis(2-chloroisopropyl)ether	CT,NY,NH
Bis(2-Ethylhexyl)phthalate	CT,NY,NH
4-Bromophenylphenylether	CT,NY,NH
Butylbenzylphthalate	CT,NY,NH
4-Chloroaniline	CT,NY,NH
4-Chloro-3-methylphenol	CT,NY,NH
2-Chloronaphthalene	CT,NY,NH
2-Chlorophenol	CT,NY,NH
4-Chlorophenylphenylether	CT,NY,NH
Dibenzofuran	CT,NY,NH
Di-n-butylphthalate	CT,NY,NH
1,2-Dichlorobenzene	NY,NH
1,3-Dichlorobenzene	NY,NH
1,4-Dichlorobenzene	NY,NH
3,3-Dichlorobenzidine	CT,NY,NH
2,4-Dichlorophenol	CT,NY,NH
Diethylphthalate	CT,NY,NH
2,4-Dimethylphenol	CT,NY,NH
Dimethylphthalate	CT,NY,NH
4,6-Dinitro-2-methylphenol	CT,NY,NH
2,4-Dinitrophenol	CT,NY,NH
2,4-Dinitrotoluene	CT,NY,NH
2,6-Dinitrotoluene	CT,NY,NH
Di-n-octylphthalate	CT,NY,NH
Hexachlorobenzene	CT,NY,NH
Hexachlorobutadiene	CT,NY,NH
Hexachlorocyclopentadiene	CT,NY,NH
Hexachloroethane	CT,NY,NH
Isophorone	CT,NY,NH
2-Methylphenol	CT,NY,NH
3/4-Methylphenol	CT,NY,NH
Naphthalene	CT,NY,NH
2-Nitroaniline	CT,NY,NH
3-Nitroaniline	CT,NY,NH
4-Nitroaniline	CT,NY,NH
Nitrobenzene	CT,NY,NH
2-Nitrophenol	CT,NY,NH
4-Nitrophenol	CT,NY,NH
N-Nitrosodiphenylamine	CT,NY,NH
N-Nitrosodi-n-propylamine	CT,NY,NH
Pentachloronitrobenzene	NY
Pentachlorophenol	CT,NY,NH
Phenol	CT,NY,NH
Pyridine	CT,NY,NH

con-test® ANALYTICAL LABORATORY
39 Spruce Street * East Longmeadow, MA 01028 * FAX 413/525-6405 * TEL. 413/525-2332

CERTIFICATIONS

Certified Analyses included in this Report

Analyte	Certifications
SW-846 8270D in Soil	
1,2,4,5-Tetrachlorobenzene	NY
1,2,4-Trichlorobenzene	CT,NY,NH
2,4,5-Trichlorophenol	CT,NY,NH
2,4,6-Trichlorophenol	CT,NY,NH
SW-846 8270D in Water	
Aniline	CT,NY
Bis(2-chloroethoxy)methane	CT,NY,NH
Bis(2-chloroethyl)ether	CT,NY,NH
Bis(2-chloroisopropyl)ether	CT,NY,NH
Bis(2-Ethylhexyl)phthalate	CT,NY,NH
4-Bromophenylphenylether	CT,NY,NH
Butylbenzylphthalate	CT,NY,NH
4-Chloroaniline	CT,NY,NH
4-Chloro-3-methylphenol	CT,NY,NH
2-Chloronaphthalene	CT,NY,NH
2-Chlorophenol	CT,NY,NH
4-Chlorophenylphenylether	CT,NY,NH
Dibenzofuran	CT,NY,NH
Di-n-butylphthalate	CT,NY,NH
1,2-Dichlorobenzene	NY
1,3-Dichlorobenzene	NY
1,4-Dichlorobenzene	NY
3,3-Dichlorobenzidine	CT,NY,NH
2,4-Dichlorophenol	CT,NY,NH
Diethylphthalate	CT,NY,NH
2,4-Dimethylphenol	CT,NY,NH
Dimethylphthalate	CT,NY,NH
4,6-Dinitro-2-methylphenol	CT,NY,NH
2,4-Dinitrophenol	CT,NY,NH
2,4-Dinitrotoluene	CT,NY,NH
2,6-Dinitrotoluene	CT,NY,NH
Di-n-octylphthalate	CT,NY,NH
Hexachlorobenzene	CT,NY,NH
Hexachlorobutadiene	CT,NY,NH
Hexachlorocyclopentadiene	CT,NY,NH
Hexachloroethane	CT,NY,NH
Isophorone	CT,NY,NH
2-Methylphenol	CT,NY,NH
3/4-Methylphenol	CT,NY,NH
Naphthalene	CT,NY,NH
2-Nitroaniline	CT,NY,NH
3-Nitroaniline	CT,NY,NH
4-Nitroaniline	CT,NY,NH
Nitrobenzene	CT,NY,NH
2-Nitrophenol	CT,NY,NH
4-Nitrophenol	CT,NY,NH

con-test® ANALYTICAL LABORATORY
39 Spruce Street * East Longmeadow, MA 01028 * FAX 413/525-6405 * TEL. 413/525-2332

CERTIFICATIONS

Certified Analyses included in this Report

Analyte	Certifications
SW-846 8270D in Water	
N-Nitrosodiphenylamine	CT,NY,NH
N-Nitrosodi-n-propylamine	CT,NY,NH
Pentachlorophenol	CT,NY,NH
Phenol	CT,NY,NH
Pyridine	CT,NY,NH
1,2,4,5-Tetrachlorobenzene	NY
1,2,4-Trichlorobenzene	CT,NY,NH
2,4,5-Trichlorophenol	CT,NY,NH
2,4,6-Trichlorophenol	CT,NY,NH

The CON-TEST Environmental Laboratory operates under the following certifications and accreditations:

Code	Description	Number	Expires
AIHA	AIHA-LAP, LLC - ISO17025:2005	100033	03/1/2020
MA	Massachusetts DEP	M-MA100	06/30/2019
CT	Connecticut Department of Publilc Health	PH-0567	09/30/2019
NY	New York State Department of Health	10899 NELAP	04/1/2019
NH-S	New Hampshire Environmental Lab	2516 NELAP	02/5/2019
RI	Rhode Island Department of Health	LAO00112	12/30/2018
NC	North Carolina Div. of Water Quality	652	12/31/2018
NJ	New Jersey DEP	MA007 NELAP	06/30/2019
FL	Florida Department of Health	E871027 NELAP	06/30/2019
VT	Vermont Department of Health Lead Laboratory	LL015036	07/30/2019
ME	State of Maine	2011028	06/9/2019
VA	Commonwealth of Virginia	460217	12/14/2018
NH-P	New Hampshire Environmental Lab	2557 NELAP	09/6/2019
VT-DW	Vermont Department of Health Drinking Water	VT-255716	06/12/2019
NC-DW	North Carolina Department of Health	25703	07/31/2019

Table of Contents

con-test ANALYTICAL LABORATORY
JLH

Phone: 413-525-2332 18J0594
Fax: 413-525-6405
Email: info@contestlabs.com

http://www.contestlabs.com
CHAIN OF CUSTODY RECORD

Doc # 381 Rev 1_03242017

39 Spruce Street
East Longmeadow, MA 01028

Page 1 of 1

Company Name: Apex Companies LLC
Address: 58 H Connecticut Ave South Windsor
Phone: 860-282-1700
Project Name: Eversource - Wethersfield
Project Location: EE- Wethersfield, CT
Project Number: 6089-015
Project Manager: Donna Kusk
Con-Test Quote Name/Number: 6089-015
Invoice Recipient:
Sampled By: ML/JM

Requested Turnaround Time
7-Day ☑ 10-Day ☐
Due Date:

Rush-Approval Required
1-Day ☐ 3-Day ☐
2-Day ☐ 4-Day ☐

Data Delivery
Format: PDF ☑ EXCEL ☐
Other:
CLP Like Data Pkg Required: ☐
Email To: dkusk@apexcos.com
Fax To #:

ANALYSIS REQUESTED

Con-Test Work Order#	Client Sample ID / Description	Beginning Date/Time	Ending Date/Time	Composite	Grab	[1]Matrix Code	Conc Code	VOC's 8260 (H V)	ETPH (I A)	SVOC's (I A)	Total RSR metals (+S) (N P)	Dissolved CT RSR 15 metals (N P)	Carbon Dioxide (I P)
1	TB101018	10/10/18	10:00			O	C	X	~~X~~	~~X~~	~~X~~		~~X~~
2	AP-4R	10/10/18	9:33		G	GW	U	X	X	X	X		X
3	AP-9R	10/10/18	10:45		G	GW	U	X	X	X	X		X
4	AP-2R	10/10/18	1102		G	GW	U	X	X	X	X		X
5	AP-3R	10/10/18	12:35		G	G	U	X	X	X	X		X
6	AP-12R	10/10/18	1401		G	GW	U	X	X	X	X		X
7	AP-101R	10/10/18	1447		G	GW	U	X	X	X	X		X
4	MS	↓	1402		G	↓	↓	X	X	X	X		X
4	MSD	↓	1402		G	↓	↓	X	X	X	X		X
8	DUP20181010	↓	—		G	↓	↓	X	X	X	X		X

Comments:
* Hold Dissolved 15 metals *
MS/MSD from AP-2R

Please use the following codes to indicate possible sample concentration within the Conc Code column above:
H - High; M - Medium; L - Low; C - Clean; U - Unknown

Relinquished by: (signature) [signature]	Date/Time: 10/10/18 1300
Received by: (signature) Sample Fridge	Date/Time:
Relinquished by: (signature) [signature]	Date/Time: 10/11/18
Received by: (signature) [signature]	Date/Time: 10-11-18 1220
Relinquished by: (signature) [signature]	Date/Time: 10-11-18 1840
Received by: (signature) 4.2, 2.3, 5.9, 5.7	Date/Time: 10/11/18 18:40

Detection Limit Requirements
MA
CT: CT RSR GA, SWPC, RVC + HCVC
Other:

Special Requirements
☐ MA MCP Required
MCP Certification Form Required
☑ CT RCP Required
RCP Certification Form Required
☐ MA State DW Required
PWSID #

con-test ANALYTICAL LABORATORY
www.contestlabs.com
NELAC and AIHA-LAP, LLC Accredited

Project Entity
☐ Government ☐ Municipality ☐ MWRA ☐ WRTA
☐ Federal ☐ 21 J ☐ School
☐ City ☐ Brownfield ☐ MBTA

Other
☐ Chromatogram
☐ AIHA-LAP, LLC

# of Containers
[2] Preservation Code
[3] Container Code

Dissolved Metals Samples
☑ Field Filtered
○ Lab to Filter

Orthophosphate Samples
○ Field Filtered
○ Lab to Filter

[1] **Matrix Codes:**
GW = Ground Water
WW = Waste Water
DW = Drinking Water
A = Air
S = Soil
SL = Sludge
SOL = Solid
O = Other (please define)
Trip Blank

[2] **Preservation Codes:**
I = Iced
H = HCL
M = Methanol
N = Nitric Acid
S = Sulfuric Acid
B = Sodium Bisulfate
X = Sodium Hydroxide
T = Sodium Thiosulfate
O = Other (please define)

[3] **Container Codes:**
A = Amber Glass
G = Glass
P = Plastic
ST = Sterile
V = Vial
S = Summa Canister
T = Tedlar Bag
O = Other (please define)

PCB ONLY
☐ Soxhlet
☐ Non Soxhlet

I Have Not Confirmed Sample Container Numbers With Lab Staff Before Relinquishing Over Samples_____

con-test® ANALYTICAL LABORATORY

Doc# 277 Rev 5 2017

Login Sample Receipt Checklist - (Rejection Criteria Listing - Using Acceptance Policy) Any False Statement will be brought to the attention of the Client - State True or False

Client Apex

Received By NP Date 10/11/18 Time 18:40

How were the samples received? In Cooler T No Cooler _____ On Ice T No Ice _____

Direct from Sampling _____ Ambient _____ Melted Ice _____

Were samples within Temperature? 2-6°C T By Gun # 577 Actual Temp - 4.2, 2.3, 5.9, 5.7

By Blank # _____ Actual Temp - _____

Was Custody Seal Intact? N/A Were Samples Tampered with? N/A

Was COC Relinquished ? T Does Chain Agree With Samples? T

Are there broken/leaking/loose caps on any samples? F

Is COC in ink/ Legible? T Were samples received within holding time? T

Did COC include all pertinent Information? Client T Analysis T Sampler Name T

Project T ID's T Collection Dates/Times T

Are Sample labels filled out and legible? T

Are there Lab to Filters? F Who was notified? _____

Are there Rushes? F Who was notified? _____

Are there Short Holds? F Who was notified? _____

Is there enough Volume? T

Is there Headspace where applicable? F MS/MSD? T

Proper Media/Containers Used? T Is splitting samples required? F

Were trip blanks received? F On COC? T

Do all samples have the proper pH? Acid T L2 Base _____

Vials	#	Containers:	#		#		#
Unp-		1 Liter Amb.	36	1 Liter Plastic		16 oz Amb.	
HCL-	27	500 mL Amb.		500 mL Plastic	27	8oz Amb/Clear	
Meoh-		250 mL Amb.		250 mL Plastic		4oz Amb/Clear	
Bisulfate-		Col./Bacteria		Flashpoint		2oz Amb/Clear	
DI-		Other Plastic		Other Glass		Encore	
Thiosulfate-		SOC Kit		Plastic Bag		Frozen:	
Sulfuric-		Perchlorate		Ziplock			

Unused Media

Vials	#	Containers:	#		#		#
Unp-		1 Liter Amb.		1 Liter Plastic		16 oz Amb.	
HCL-		500 mL Amb.		500 mL Plastic		8oz Amb/Clear	
Meoh-		250 mL Amb.		250 mL Plastic		4oz Amb/Clear	
Bisulfate-		Col./Bacteria		Flashpoint		2oz Amb/Clear	
DI-		Other Plastic		Other Glass		Encore	
Thiosulfate-		SOC Kit		Plastic Bag		Frozen:	
Sulfuric-		Perchlorate		Ziplock			

Comments:

X:\HPCHEM\1\DATA\A101818.SEC\A1018055.D

CT ETPH DISCRIMINATION CHECK

Data File Name	A1018055.D
Data File Path	X:\HPCHEM\1\DATA\A101818.SEC\
Operator	RMW
Date Acquired	10/18/2018 8:38
Acq. Method File	ETPH18.M
Sample Name	ETPH 1500
Instrument Name	5890DFID

Name	Ret Time	Target Response	Avg response	*%D+/-20
c - 9	1.18	317596	335750	5
c - 10	1.54	322737	335750	4
c - 12	2.27	325814	335750	3
c - 14	2.94	336468	335750	0
c - 16	3.53	340925	335750	-2
c - 18	4.12	340159	335750	-1
c - 20	4.74	342612	335750	-2
c - 22	5.25	344181	335750	-3
c - 24	5.69	342128	335750	-2
c - 26	6.08	341087	335750	-2
c - 28	6.43	343376	335750	-2
c - 30	6.76	348224	335750	-4
c - 32	7.07	337039	335750	0
c - 34	7.36	328850	335750	2
c - 36	7.65	325046	335750	3

*One compound allowed %D </=50%

Samples
18J0550-01
18J0550-02
18J0550-03
18J0594-02
18J0550-04
18J0550-05

X:\HPCHEM\1\DATA\A101918.SEC\A1019007.D

CT ETPH DISCRIMINATION CHECK

Data File Name	A1019007.D
Data File Path	X:\HPCHEM\1\DATA\A101918.SEC\
Operator	RMW
Date Acquired	10/19/2018 12:56
Acq. Method File	ETPH18.M
Sample Name	ETPH 1500
Instrument Name	5890DFID

Name	Ret Time	Target Response	Avg response	*%D+/-20
c - 9	1.18	299850	318634	6
c - 10	1.54	304023	318634	5
c - 12	2.27	307107	318634	4
c - 14	2.94	318114	318634	0
c - 16	3.53	323509	318634	-2
c - 18	4.12	323854	318634	-2
c - 20	4.74	326116	318634	-2
c - 22	5.25	327708	318634	-3
c - 24	5.68	325881	318634	-2
c - 26	6.08	324838	318634	-2
c - 28	6.43	327007	318634	-3
c - 30	6.76	330911	318634	-4
c - 32	7.07	319842	318634	0
c - 34	7.36	312125	318634	2
c - 36	7.64	308619	318634	3

*One compound allowed %D </=50%

Samples

18J0594-03RE1
18J0594-05RE1
18J0574-15RE1
18J0574-10RE1
18J0574-11RE1
18J0574-13RE1
18J0574-14RE1
18J0550-04RE1
18J0550-05RE1

X:\HPCHEM\1\DATA\A101918.SEC\A1019051.D

CT ETPH DISCRIMINATION CHECK

Data File Name	A1019051.D
Data File Path	X:\HPCHEM\1\DATA\A101918.SEC\
Operator	RMW
Date Acquired	10/19/2018 8:14
Acq. Method File	ETPH18.M
Sample Name	ETPH 1500
Instrument Name	5890DFID

Name	Ret Time	Target Response	Avg response	*%D+/-20
c - 9	1.18	313415	334179	6
c - 10	1.54	318799	334179	5
c - 12	2.27	323044	334179	3
c - 14	2.94	334124	334179	0
c - 16	3.53	339220	334179	-2
c - 18	4.12	339750	334179	-2
c - 20	4.74	342380	334179	-2
c - 22	5.25	343951	334179	-3
c - 24	5.68	341872	334179	-2
c - 26	6.07	340879	334179	-2
c - 28	6.43	342989	334179	-3
c - 30	6.76	347188	334179	-4
c - 32	7.07	335330	334179	0
c - 34	7.36	326846	334179	2
c - 36	7.64	322897	334179	3

*One compound allowed %D </=50%

Samples
18J0583-17
18J0644-05
18J0583-03@100X
18J0583-15@100X

X:\HPCHEM\1\DATA\A101918\A1019006.D

CT ETPH DISCRIMINATION CHECK

Data File Name	A1019006.D
Data File Path	X:\HPCHEM\1\DATA\A101918\
Date Acquired	10/19/2018 12:38
Operator	RMW
Acq. Method File	ETPH18.M
Sample Name	ETPH 1500
Instrument Name	5890DFID

Name	Ret Time	Target Response	Avg Response	*%D+/-20
c - 9	0.95	468693	520236	10
c - 10	1.29	479701	520236	8
c - 12	2.01	501052	520236	4
c - 14	2.68	529331	520236	-2
c - 16	3.28	548443	520236	-5
c - 18	3.83	556327	520236	-7
c - 20	4.44	564508	520236	-9
c - 22	4.98	566328	520236	-9
c - 24	5.43	554676	520236	-7
c - 26	5.82	542207	520236	-4
c - 28	6.19	531754	520236	-2
c - 30	6.52	524018	520236	-1
c - 32	6.83	494812	520236	5
c - 34	7.12	474842	520236	9
c - 36	7.40	466857	520236	10

*One compound allowed %D </=50%

Samples

18J0550-03RE1
18J0594-06RE1
18J0550-01RE1
18J0550-02RE1
18J0574-09RE1
18J0594-02RE1
18J0574-12RE1
18J0594-04RE1

X:\HPCHEM\1\DATA\A101918\A1019050.D

CT ETPH DISCRIMINATION CHECK

Data File Name	A1019050.D
Data File Path	X:\HPCHEM\1\DATA\A101918\
Date Acquired	10/19/2018 7:56
Operator	RMW
Acq. Method File	ETPH18.M
Sample Name	ETPH 1500
Instrument Name	5890DFID

Name	Ret Time	Target Response	Avg Response	*%D+/-20
c - 9	0.95	457714	504527	9
c - 10	1.29	470986	504527	7
c - 12	2.01	488835	504527	3
c - 14	2.68	506504	504527	0
c - 16	3.28	515646	504527	-2
c - 18	3.83	515954	504527	-2
c - 20	4.44	520146	504527	-3
c - 22	4.98	523137	504527	-4
c - 24	5.43	520651	504527	-3
c - 26	5.82	520963	504527	-3
c - 28	6.18	526398	504527	-4
c - 30	6.52	531555	504527	-5
c - 32	6.83	508845	504527	-1
c - 34	7.12	487389	504527	3
c - 36	7.40	473187	504527	6

*One compound allowed %D </=50%

Samples
18J0644-02
18J0583-16
18J0644-01
18J0644-04
18J0644-03
18J0583-13@200X
18J0583-14@100X
18J0583-02@100X

X:\HPCHEM\1\DATA\A102018\A1020006.D

CT ETPH DISCRIMINATION CHECK

Data File Name	A1020006.D
Data File Path	X:\HPCHEM\1\DATA\A102018\
Date Acquired	10/20/2018 3:50
Operator	RMW
Acq. Method File	ETPH18.M
Sample Name	ETPH 1500
Instrument Name	5890DFID

Name	Ret Time	Target Response	Avg Response	*%D+/-20
c - 9	0.95	477937	521025	8
c - 10	1.29	485699	521025	7
c - 12	2.01	501154	521025	4
c - 14	2.68	524308	521025	-1
c - 16	3.27	542559	521025	-4
c - 18	3.83	551353	521025	-6
c - 20	4.44	563506	521025	-8
c - 22	4.98	571496	521025	-10
c - 24	5.43	570372	521025	-9
c - 26	5.82	563969	521025	-8
c - 28	6.19	550989	521025	-6
c - 30	6.52	532805	521025	-2
c - 32	6.83	488494	521025	6
c - 34	7.12	454924	521025	13
c - 36	7.40	435816	521025	16

*One compound allowed %D </=50%

Samples
18J0574-15
18J0594-07RE1
18J0594-08RE1
18J0660-15
18J0574-13
18J0574-14
18J0594-04
18J0593-10@10X

X:\HPCHEM\1\DATA\A102018.SEC\A1020007.D

CT ETPH DISCRIMINATION CHECK

Data File Name	A1020007.D
Data File Path	X:\HPCHEM\1\DATA\A102018.SEC\
Operator	RMW
Date Acquired	10/20/2018 4:08
Acq. Method File	ETPH18.M
Sample Name	ETPH 1500
Instrument Name	5890DFID

Name	Ret Time	Target Response	Avg response	*%D+/-20
c - 9	1.18	305903	323526	5
c - 10	1.54	309723	323526	4
c - 12	2.27	312942	323526	3
c - 14	2.94	323137	323526	0
c - 16	3.53	327821	323526	-1
c - 18	4.12	327988	323526	-1
c - 20	4.74	330839	323526	-2
c - 22	5.25	332714	323526	-3
c - 24	5.68	330547	323526	-2
c - 26	6.07	329689	323526	-2
c - 28	6.43	332068	323526	-3
c - 30	6.76	336094	323526	-4
c - 32	7.07	324562	323526	0
c - 34	7.36	316483	323526	2
c - 36	7.64	312380	323526	3

*One compound allowed %D </=50%

Samples
18J0574-09
18J0574-10
18J0574-11
18J0594-03
18J0594-06
18J0594-05
18J0594-08
18J0574-12
18J0594-07
18J0583-11@4X
18J0583-12@4X

REASONABLE CONFIDENCE PROTOCOL
LABORATORY ANALYSIS QA/QC CERTIFICATION FORM

Laboratory Name: Con-Test Analytical Laboratory

Client: Apex Companies, LLC - South Windsor, C

Project Location: Wethersfield, CT

Project Number: 18J0594

Laboratory Sample ID(s):

18J0594-01 thru 18J0594-08

Sample Date(s):

10/10/2018

List RCP Methods Used:

CTDEP ETPH, SW-846 6020B, SW-846 7470A, SW-846 8260C, SW-846 8270D

1	For each analytical method referenced in this laboratory report package, were all specified QA/QC performance criteria followed, including the requirement to explain any criteria falling outside of acceptable guidelines, as specified in the CTDEP method-specific Reasonable Confidence Protocol documents?	☑ Yes ☐ No
1A	Were the method specified preservation and holding time requirements met?	☐ Yes ☑ No
1B	VPH and EPH Methods only: Was the VPH and EPH method conducted without significant modifications (see Section 11.3 of respective RCP methods)?	☐ Yes ☐ No ☑ N/A
2	Were all samples received by the laboratory in a condition consistent with that described on the associated chain-of-custody document(s)?	☑ Yes ☐ No
3	Were samples received at an appropriate temperature (< 6 degrees C.)?	☑ Yes ☐ No ☐ N/A
4	Were all QA/QC performance criteria specified in the CTDEP Reasonable Confidence Protocol documents achieved?	☐ Yes ☑ No
5A	Were reporting limits specified or referenced on the chain-of-custody?	☑ Yes ☐ No
5B	Were these reporting limits met?	☐ Yes ☑ No
6	For each analytical method referenced in this laboratory report package, were results reported for all constituents identified in the method-specific analyte lists presented in the Reasonable Confidence Protocol documents?	☐ Yes ☑ No
7	Are project-specific matrix spikes and laboratory duplicates included in this data set?	☑ Yes ☐ No

Notes: For all questions to which the response was "No" (with the exception of question #7), additional information must be provided in an attached narrative. If the answer to question #1, #1A, or #1B is "No", the data package does not meet the requirements for "Reasonable Confidence."
This form may not be altered and all questions must be answered.

Lisa A. Worthington

I, the undersigned, attest under the pains and penalties of perjury that, to the best of my knowledge and belief and based upon my personal inquiry of those responsible for providing the information contained in this analytical report, such information is accurate and complete.

Authorized Signature: Lisa Worthington **Position:** Project Manager

Printed Name: Lisa A. Worthington **Date:** 10/22/18

Name of Laboratory: Con-Test Analytical Laboratory

This certification form is to be used for RCP methods only.

con-test® ANALYTICAL LABORATORY
39 Spruce Street * East Longmeadow, MA 01028 * FAX 413/525-6405 * TEL. 413/525-2332

October 23, 2018

Donna L. Kask
Apex Companies, LLC - South Windsor, CT
58 (H) Connecticut Avenue
South Windsor, CT 06074

Project Location: Wethersfield, CT
Client Job Number:
Project Number: 6089-015
Laboratory Work Order Number: 18J0644

Enclosed are results of analyses for samples received by the laboratory on October 12, 2018. If you have any questions concerning this report, please feel free to contact me.

Sincerely,



Jessica L. Hoffman
Project Manager

Table of Contents

Sample Summary 4

Case Narrative 5

Sample Results 9

18J0644-01 9

18J0644-02 17

18J0644-03 25

18J0644-04 33

18J0644-05 41

18J0644-06 49

Sample Preparation Information 51

QC Data 53

Volatile Organic Compounds by GC/MS 53

B215189 53

Semivolatile Organic Compounds by GC/MS 56

B215079 56

B215112 60

Petroleum Hydrocarbons Analyses 62

B214971 62

Metals Analyses (Total) 63

B214834 63

B215141 64

Conventional Chemistry Parameters by EPA/APHA/SW-846 Methods (Total) 65

B214840 65

B214960 65

B215176 65

Table of Contents (continued)

Flag/Qualifier Summary 66

Certifications 67

Chain of Custody/Sample Receipt 72

con-test® ANALYTICAL LABORATORY
39 Spruce Street * East Longmeadow, MA 01028 * FAX 413/525-6405 * TEL. 413/525-2332

Apex Companies, LLC - South Windsor, CT
58 (H) Connecticut Avenue
South Windsor, CT 06074
ATTN: Donna L. Kask

REPORT DATE: 10/23/2018
PURCHASE ORDER NUMBER:
PROJECT NUMBER: 6089-015

ANALYTICAL SUMMARY

WORK ORDER NUMBER: 18J0644

The results of analyses performed on the following samples submitted to the CON-TEST Analytical Laboratory are found in this report.

PROJECT LOCATION: Wethersfield, CT

FIELD SAMPLE #	LAB ID:	MATRIX	SAMPLE DESCRIPTION	TEST	SUB LAB
AP-6R	18J0644-01	Ground Water		CTDEP ETPH	
				SM 4500 CO2 C	
				SM21-22 2320B	
				SM21-22 4500 H B	
				SW-846 6020B	
				SW-846 7470A	
				SW-846 8260C	
				SW-846 8270D	
AP-11R	18J0644-02	Ground Water		CTDEP ETPH	
				SM 4500 CO2 C	
				SM21-22 2320B	
				SM21-22 4500 H B	
				SW-846 6020B	
				SW-846 7470A	
				SW-846 8260C	
				SW-846 8270D	
AP-1R	18J0644-03	Ground Water		CTDEP ETPH	
				SM 4500 CO2 C	
				SM21-22 2320B	
				SM21-22 4500 H B	
				SW-846 6020B	
				SW-846 7470A	
				SW-846 8260C	
				SW-846 8270D	
AP-13R-BR	18J0644-04	Ground Water		CTDEP ETPH	
				SM 4500 CO2 C	
				SM21-22 2320B	
				SM21-22 4500 H B	
				SW-846 6020B	
				SW-846 7470A	
				SW-846 8260C	
				SW-846 8270D	
AP-15R-BR	18J0644-05	Ground Water		CTDEP ETPH	
				SM 4500 CO2 C	
				SM21-22 2320B	
				SM21-22 4500 H B	
				SW-846 6020B	
				SW-846 7470A	
				SW-846 8260C	
				SW-846 8270D	
TB101118	18J0644-06	Trip Blank Water		SW-846 8260C	

con-test® ANALYTICAL LABORATORY
39 Spruce Street * East Longmeadow, MA 01028 * FAX 413/525-6405 * TEL. 413/525-2332

CASE NARRATIVE SUMMARY

All reported results are within defined laboratory quality control objectives unless listed below or otherwise qualified in this report.

39 Spruce Street * East Longmeadow, MA 01028 * FAX 413/525-6405 * TEL. 413/525-2332

SM21-22 2320B

Qualifications:

SM-01

Sample container does not satisfy method specifications.

Analyte & Samples(s) Qualified:

Alkalinity
18J0644-01[AP-6R], 18J0644-02[AP-11R]

SM21-22 4500 H B

Qualifications:

H-05

Holding time was exceeded. pH analysis should be performed immediately at time of sampling. Nominal 15 minute holding time was exceeded.

Analyte & Samples(s) Qualified:

pH
18J0644-01[AP-6R], 18J0644-02[AP-11R], 18J0644-03[AP-1R], 18J0644-04[AP-13R-BR], 18J0644-05[AP-15R-BR], B214840-DUP1, B214960-DUP1

SW-846 8260C

Qualifications:

L-01

Laboratory fortified blank /laboratory control sample recovery outside of control limits. Data validation is not affected since all results are "not detected" for all samples in this batch for this compound and bias is on the high side.

Analyte & Samples(s) Qualified:

Trichloroethylene
B215189-BS1, S028532-CCV1

Trichlorofluoromethane (Freon 11)
B215189-BS1, S028532-CCV1

L-03

Laboratory fortified blank/laboratory control sample recovery is outside of control limits. Reported value for this compound is likely to be biased on the low side.

Analyte & Samples(s) Qualified:

2,2-Dichloropropane
18J0644-01[AP-6R], 18J0644-02[AP-11R], 18J0644-03[AP-1R], 18J0644-04[AP-13R-BR], 18J0644-05[AP-15R-BR], 18J0644-06[TB 101118], B215189-BLK1, B215189-BS1, S028532-CCV1

V-05

Continuing calibration did not meet method specifications and was biased on the low side for this compound.

Analyte & Samples(s) Qualified:

2,2-Dichloropropane
18J0644-01[AP-6R], 18J0644-02[AP-11R], 18J0644-03[AP-1R], 18J0644-04[AP-13R-BR], 18J0644-05[AP-15R-BR], 18J0644-06[TB 101118], B215189-BLK1, B215189-BS1, S028532-CCV1

SW-846 8270D

Qualifications:

con-test® ANALYTICAL LABORATORY
39 Spruce Street * East Longmeadow, MA 01028 * FAX 413/525-6405 * TEL. 413/525-2332

R-05

Laboratory fortified blank duplicate RPD is outside of control limits. Reduced precision is anticipated for any reported value for this compound.

Analyte & Samples(s) Qualified:

2,4-Dimethylphenol
18J0644-01[AP-6R], 18J0644-02[AP-11R], 18J0644-03[AP-1R], 18J0644-04[AP-13R-BR], 18J0644-05[AP-15R-BR], B215079-BLK1, B215079-BS1, B215079-BSD1

2,4-Dinitrotoluene
18J0644-01[AP-6R], 18J0644-02[AP-11R], 18J0644-03[AP-1R], 18J0644-04[AP-13R-BR], 18J0644-05[AP-15R-BR], B215079-BLK1, B215079-BS1, B215079-BSD1

2-Chlorophenol
18J0644-01[AP-6R], 18J0644-02[AP-11R], 18J0644-03[AP-1R], 18J0644-04[AP-13R-BR], 18J0644-05[AP-15R-BR], B215079-BLK1, B215079-BS1, B215079-BSD1

2-Methylphenol
18J0644-01[AP-6R], 18J0644-02[AP-11R], 18J0644-03[AP-1R], 18J0644-04[AP-13R-BR], 18J0644-05[AP-15R-BR], B215079-BLK1, B215079-BS1, B215079-BSD1

2-Nitroaniline
18J0644-01[AP-6R], 18J0644-02[AP-11R], 18J0644-03[AP-1R], 18J0644-04[AP-13R-BR], 18J0644-05[AP-15R-BR], B215079-BLK1, B215079-BS1, B215079-BSD1

3/4-Methylphenol
18J0644-01[AP-6R], 18J0644-02[AP-11R], 18J0644-03[AP-1R], 18J0644-04[AP-13R-BR], 18J0644-05[AP-15R-BR], B215079-BLK1, B215079-BS1, B215079-BSD1

3-Nitroaniline
18J0644-01[AP-6R], 18J0644-02[AP-11R], 18J0644-03[AP-1R], 18J0644-04[AP-13R-BR], 18J0644-05[AP-15R-BR], B215079-BLK1, B215079-BS1, B215079-BSD1

4-Chloro-3-methylphenol
18J0644-01[AP-6R], 18J0644-02[AP-11R], 18J0644-03[AP-1R], 18J0644-04[AP-13R-BR], 18J0644-05[AP-15R-BR], B215079-BLK1, B215079-BS1, B215079-BSD1

4-Nitroaniline
18J0644-01[AP-6R], 18J0644-02[AP-11R], 18J0644-03[AP-1R], 18J0644-04[AP-13R-BR], 18J0644-05[AP-15R-BR], B215079-BLK1, B215079-BS1, B215079-BSD1

Bis(2-chloroethyl)ether
18J0644-01[AP-6R], 18J0644-02[AP-11R], 18J0644-03[AP-1R], 18J0644-04[AP-13R-BR], 18J0644-05[AP-15R-BR], B215079-BLK1, B215079-BS1, B215079-BSD1

Bis(2-chloroisopropyl)ether
18J0644-01[AP-6R], 18J0644-02[AP-11R], 18J0644-03[AP-1R], 18J0644-04[AP-13R-BR], 18J0644-05[AP-15R-BR], B215079-BLK1, B215079-BS1, B215079-BSD1

Fluoranthene
B215079-BLK1, B215079-BS1, B215079-BSD1

N-Nitrosodi-n-propylamine
18J0644-01[AP-6R], 18J0644-02[AP-11R], 18J0644-03[AP-1R], 18J0644-04[AP-13R-BR], 18J0644-05[AP-15R-BR], B215079-BLK1, B215079-BS1, B215079-BSD1

Phenol
18J0644-01[AP-6R], 18J0644-02[AP-11R], 18J0644-03[AP-1R], 18J0644-04[AP-13R-BR], 18J0644-05[AP-15R-BR], B215079-BLK1, B215079-BS1, B215079-BSD1

RL-03

Elevated reporting limit based on lowest point in calibration.
Requested reporting limit not met.

Analyte & Samples(s) Qualified:

Hexachlorobenzene
18J0644-01[AP-6R], 18J0644-02[AP-11R], 18J0644-03[AP-1R], 18J0644-04[AP-13R-BR], 18J0644-05[AP-15R-BR]

Pentachlorophenol
18J0644-01[AP-6R], 18J0644-02[AP-11R], 18J0644-03[AP-1R], 18J0644-04[AP-13R-BR], 18J0644-05[AP-15R-BR]

V-05

Continuing calibration did not meet method specifications and was biased on the low side for this compound.

Analyte & Samples(s) Qualified:

Aniline
18J0644-01[AP-6R], 18J0644-02[AP-11R], 18J0644-03[AP-1R], 18J0644-04[AP-13R-BR], 18J0644-05[AP-15R-BR]

V-16

Response factor is less than method specified minimum acceptable value. Reduced precision and accuracy may be associated with reported result.

Analyte & Samples(s) Qualified:

Pentachloronitrobenzene
18J0644-01[AP-6R], 18J0644-02[AP-11R], 18J0644-03[AP-1R], 18J0644-04[AP-13R-BR], 18J0644-05[AP-15R-BR], B215079-BLK1, B215079-BS1, B215079-BSD1

V-19

Initial calibration did not meet method specifications. Compound was calibrated using linear regression with correlation coefficient <0.99.
Reported result is estimated.

Analyte & Samples(s) Qualified:

2,4-Dinitrophenol
18J0644-01[AP-6R], 18J0644-02[AP-11R], 18J0644-03[AP-1R], 18J0644-04[AP-13R-BR], 18J0644-05[AP-15R-BR]

39 Spruce Street * East Longmeadow, MA 01028 * FAX 413/525-6405 * TEL. 413/525-2332

V-34

Initial calibration verification (ICV) did not meet method specifications and was biased on the low side for this compound. Reported result is estimated.

Analyte & Samples(s) Qualified:

3,3-Dichlorobenzidine
18J0644-01[AP-6R], 18J0644-02[AP-11R], 18J0644-03[AP-1R], 18J0644-04[AP-13R-BR], 18J0644-05[AP-15R-BR]

3-Nitroaniline
18J0644-01[AP-6R], 18J0644-02[AP-11R], 18J0644-03[AP-1R], 18J0644-04[AP-13R-BR], 18J0644-05[AP-15R-BR], B215079-BLK1, B215079-BS1, B215079-BSD1

4-Chloroaniline
18J0644-01[AP-6R], 18J0644-02[AP-11R], 18J0644-03[AP-1R], 18J0644-04[AP-13R-BR], 18J0644-05[AP-15R-BR], B215079-BLK1, B215079-BS1, B215079-BSD1

4-Nitrophenol
B215079-BLK1, B215079-BS1, B215079-BSD1

Aniline
18J0644-01[AP-6R], 18J0644-02[AP-11R], 18J0644-03[AP-1R], 18J0644-04[AP-13R-BR], 18J0644-05[AP-15R-BR], B215079-BLK1, B215079-BS1, B215079-BSD1

SW-846 8260C

All water reporting limits specified on the chain-of-custody were met except for Acrylonitrile, where the most protective criteria are not met since the laboratory cannot achieve the required RCP calibration criteria at these levels, unless otherwise listed in this narrative.

SW-846 8270D

The LCS sample recoveries for required RCP 8270 compounds were all within control limits specified by the method, 40-140% for base/neutrals and 30-130% for acids except for "difficult analytes" listed below and/or otherwise listed in this narrative: Difficult analytes for water – limits between 10 and 150% depending on the compound (see QC summary for limits): Benzoic Acid, Dimethylphthalate, Bis(2-chloroisopropyl)ether, Hexachlorocyclopentadiene, Pyridine, 4-Nitrophenol, and Phenol.

The LCS sample recoveries for required RCP 8270 compounds were all within control limits specified by the method, 40-140% for base/neutrals and 30-130% for acids except for "difficult analytes" listed below and/or otherwise listed in this narrative: Difficult analytes for soil - limits between 10 and 180% depending on the compound (see QC summary for limits): 3,3'-Dichlorobenzidine, Pyridine, Aniline, 4-Chloroaniline, 3-Nitroaniline, and n-Nitrosodiphenylamine.

All reporting limits specified on the chain-of-custody were met, except for Pyridine for the most protective criteria since the laboratory cannot achieve the required RCP calibration criteria at these levels unless otherwise listed in this narrative.

All reporting limits specified on the chain-of-custody were met, except for Pyridine, 1,2,4,5-Tetrachlorobenzene and Pentachloronitrobenzene for the most protective criteria since the laboratory cannot achieve the required RCP calibration criteria at these levels unless otherwise listed in this narrative.

The results of analyses reported only relate to samples submitted to the Con-Test Analytical Laboratory for testing.
I certify that the analyses listed above, unless specifically listed as subcontracted, if any, were performed under my direction according to the approved methodologies listed in this document, and that based upon my inquiry of those individuals immediately responsible for obtaining the information, the material contained in this report is, to the best of my knowledge and belief, accurate and complete.

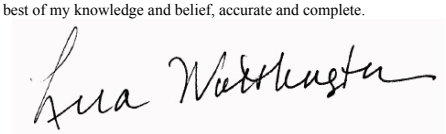

Lisa A. Worthington
Project Manager

con-test® ANALYTICAL LABORATORY
39 Spruce Street * East Longmeadow, MA 01028 * FAX 413/525-6405 * TEL. 413/525-2332

Project Location: Wethersfield, CT | Sample Description: | Work Order: 18J0644

Date Received: 10/12/2018

Field Sample #: AP-6R | Sampled: 10/11/2018 07:18

Sample ID: 18J0644-01

Sample Matrix: Ground Water

Volatile Organic Compounds by GC/MS

Analyte	Results	RL	Units	Dilution	Flag/Qual	Method	Date Prepared	Date/Time Analyzed	Analyst
Acetone	ND	10	µg/L	1		SW-846 8260C	10/19/18	10/20/18 15:33	LBD
Acrylonitrile	ND	2.0	µg/L	1		SW-846 8260C	10/19/18	10/20/18 15:33	LBD
Benzene	ND	0.50	µg/L	1		SW-846 8260C	10/19/18	10/20/18 15:33	LBD
Bromobenzene	ND	0.50	µg/L	1		SW-846 8260C	10/19/18	10/20/18 15:33	LBD
Bromodichloromethane	ND	0.50	µg/L	1		SW-846 8260C	10/19/18	10/20/18 15:33	LBD
Bromoform	ND	0.50	µg/L	1		SW-846 8260C	10/19/18	10/20/18 15:33	LBD
Bromomethane	ND	1.0	µg/L	1		SW-846 8260C	10/19/18	10/20/18 15:33	LBD
2-Butanone (MEK)	ND	5.0	µg/L	1		SW-846 8260C	10/19/18	10/20/18 15:33	LBD
n-Butylbenzene	ND	1.0	µg/L	1		SW-846 8260C	10/19/18	10/20/18 15:33	LBD
sec-Butylbenzene	ND	1.0	µg/L	1		SW-846 8260C	10/19/18	10/20/18 15:33	LBD
tert-Butylbenzene	ND	1.0	µg/L	1		SW-846 8260C	10/19/18	10/20/18 15:33	LBD
Carbon Disulfide	ND	5.0	µg/L	1		SW-846 8260C	10/19/18	10/20/18 15:33	LBD
Carbon Tetrachloride	ND	0.50	µg/L	1		SW-846 8260C	10/19/18	10/20/18 15:33	LBD
Chlorobenzene	ND	0.50	µg/L	1		SW-846 8260C	10/19/18	10/20/18 15:33	LBD
Chlorodibromomethane	ND	0.50	µg/L	1		SW-846 8260C	10/19/18	10/20/18 15:33	LBD
Chloroethane	ND	2.0	µg/L	1		SW-846 8260C	10/19/18	10/20/18 15:33	LBD
Chloroform	ND	0.50	µg/L	1		SW-846 8260C	10/19/18	10/20/18 15:33	LBD
Chloromethane	ND	0.60	µg/L	1		SW-846 8260C	10/19/18	10/20/18 15:33	LBD
2-Chlorotoluene	ND	0.50	µg/L	1		SW-846 8260C	10/19/18	10/20/18 15:33	LBD
4-Chlorotoluene	ND	0.50	µg/L	1		SW-846 8260C	10/19/18	10/20/18 15:33	LBD
1,2-Dibromo-3-chloropropane (DBCP)	ND	5.0	µg/L	1		SW-846 8260C	10/19/18	10/20/18 15:33	LBD
1,2-Dibromoethane (EDB)	ND	0.50	µg/L	1		SW-846 8260C	10/19/18	10/20/18 15:33	LBD
Dibromomethane	ND	0.50	µg/L	1		SW-846 8260C	10/19/18	10/20/18 15:33	LBD
1,2-Dichlorobenzene	ND	0.50	µg/L	1		SW-846 8260C	10/19/18	10/20/18 15:33	LBD
1,3-Dichlorobenzene	ND	0.50	µg/L	1		SW-846 8260C	10/19/18	10/20/18 15:33	LBD
1,4-Dichlorobenzene	ND	0.50	µg/L	1		SW-846 8260C	10/19/18	10/20/18 15:33	LBD
trans-1,4-Dichloro-2-butene	ND	2.0	µg/L	1		SW-846 8260C	10/19/18	10/20/18 15:33	LBD
Dichlorodifluoromethane (Freon 12)	ND	0.50	µg/L	1		SW-846 8260C	10/19/18	10/20/18 15:33	LBD
1,1-Dichloroethane	ND	0.50	µg/L	1		SW-846 8260C	10/19/18	10/20/18 15:33	LBD
1,2-Dichloroethane	ND	0.50	µg/L	1		SW-846 8260C	10/19/18	10/20/18 15:33	LBD
1,1-Dichloroethylene	ND	0.50	µg/L	1		SW-846 8260C	10/19/18	10/20/18 15:33	LBD
cis-1,2-Dichloroethylene	ND	0.50	µg/L	1		SW-846 8260C	10/19/18	10/20/18 15:33	LBD
trans-1,2-Dichloroethylene	ND	1.0	µg/L	1		SW-846 8260C	10/19/18	10/20/18 15:33	LBD
1,2-Dichloropropane	ND	0.50	µg/L	1		SW-846 8260C	10/19/18	10/20/18 15:33	LBD
1,3-Dichloropropane	ND	0.50	µg/L	1		SW-846 8260C	10/19/18	10/20/18 15:33	LBD
2,2-Dichloropropane	ND	0.50	µg/L	1	L-03, V-05	SW-846 8260C	10/19/18	10/20/18 15:33	LBD
1,1-Dichloropropene	ND	0.50	µg/L	1		SW-846 8260C	10/19/18	10/20/18 15:33	LBD
cis-1,3-Dichloropropene	ND	0.50	µg/L	1		SW-846 8260C	10/19/18	10/20/18 15:33	LBD
trans-1,3-Dichloropropene	ND	0.50	µg/L	1		SW-846 8260C	10/19/18	10/20/18 15:33	LBD
Ethylbenzene	ND	0.50	µg/L	1		SW-846 8260C	10/19/18	10/20/18 15:33	LBD
Hexachlorobutadiene	ND	1.0	µg/L	1		SW-846 8260C	10/19/18	10/20/18 15:33	LBD
2-Hexanone (MBK)	ND	5.0	µg/L	1		SW-846 8260C	10/19/18	10/20/18 15:33	LBD
Isopropylbenzene (Cumene)	ND	0.50	µg/L	1		SW-846 8260C	10/19/18	10/20/18 15:33	LBD
p-Isopropyltoluene (p-Cymene)	ND	0.50	µg/L	1		SW-846 8260C	10/19/18	10/20/18 15:33	LBD

con-test® ANALYTICAL LABORATORY
39 Spruce Street * East Longmeadow, MA 01028 * FAX 413/525-6405 * TEL. 413/525-2332

Project Location: Wethersfield, CT | Sample Description: | Work Order: 18J0644

Date Received: 10/12/2018

Field Sample #: AP-6R | Sampled: 10/11/2018 07:18

Sample ID: 18J0644-01

Sample Matrix: Ground Water

Volatile Organic Compounds by GC/MS

Analyte	Results	RL	Units	Dilution	Flag/Qual	Method	Date Prepared	Date/Time Analyzed	Analyst
Methyl tert-Butyl Ether (MTBE)	ND	0.50	µg/L	1		SW-846 8260C	10/19/18	10/20/18 15:33	LBD
Methylene Chloride	ND	5.0	µg/L	1		SW-846 8260C	10/19/18	10/20/18 15:33	LBD
4-Methyl-2-pentanone (MIBK)	ND	5.0	µg/L	1		SW-846 8260C	10/19/18	10/20/18 15:33	LBD
Naphthalene	ND	2.0	µg/L	1		SW-846 8260C	10/19/18	10/20/18 15:33	LBD
n-Propylbenzene	ND	1.0	µg/L	1		SW-846 8260C	10/19/18	10/20/18 15:33	LBD
Styrene	ND	1.0	µg/L	1		SW-846 8260C	10/19/18	10/20/18 15:33	LBD
1,1,1,2-Tetrachloroethane	ND	0.50	µg/L	1		SW-846 8260C	10/19/18	10/20/18 15:33	LBD
1,1,2,2-Tetrachloroethane	ND	0.50	µg/L	1		SW-846 8260C	10/19/18	10/20/18 15:33	LBD
Tetrachloroethylene	ND	1.0	µg/L	1		SW-846 8260C	10/19/18	10/20/18 15:33	LBD
Tetrahydrofuran	ND	10	µg/L	1		SW-846 8260C	10/19/18	10/20/18 15:33	LBD
Toluene	ND	1.0	µg/L	1		SW-846 8260C	10/19/18	10/20/18 15:33	LBD
1,2,3-Trichlorobenzene	ND	5.0	µg/L	1		SW-846 8260C	10/19/18	10/20/18 15:33	LBD
1,2,4-Trichlorobenzene	ND	5.0	µg/L	1		SW-846 8260C	10/19/18	10/20/18 15:33	LBD
1,1,1-Trichloroethane	ND	0.50	µg/L	1		SW-846 8260C	10/19/18	10/20/18 15:33	LBD
1,1,2-Trichloroethane	ND	0.50	µg/L	1		SW-846 8260C	10/19/18	10/20/18 15:33	LBD
Trichloroethylene	ND	1.0	µg/L	1		SW-846 8260C	10/19/18	10/20/18 15:33	LBD
Trichlorofluoromethane (Freon 11)	ND	2.0	µg/L	1		SW-846 8260C	10/19/18	10/20/18 15:33	LBD
1,2,3-Trichloropropane	ND	0.50	µg/L	1		SW-846 8260C	10/19/18	10/20/18 15:33	LBD
1,1,2-Trichloro-1,2,2-trifluoroethane (Freon 113)	ND	0.50	µg/L	1		SW-846 8260C	10/19/18	10/20/18 15:33	LBD
1,2,4-Trimethylbenzene	ND	0.50	µg/L	1		SW-846 8260C	10/19/18	10/20/18 15:33	LBD
1,3,5-Trimethylbenzene	ND	0.50	µg/L	1		SW-846 8260C	10/19/18	10/20/18 15:33	LBD
Vinyl Chloride	ND	1.0	µg/L	1		SW-846 8260C	10/19/18	10/20/18 15:33	LBD
m+p Xylene	ND	2.0	µg/L	1		SW-846 8260C	10/19/18	10/20/18 15:33	LBD
o-Xylene	ND	1.0	µg/L	1		SW-846 8260C	10/19/18	10/20/18 15:33	LBD

Surrogates	% Recovery	Recovery Limits	Flag/Qual	
1,2-Dichloroethane-d4	99.9	70-130		10/20/18 15:33
Toluene-d8	101	70-130		10/20/18 15:33
4-Bromofluorobenzene	103	70-130		10/20/18 15:33

con-test® ANALYTICAL LABORATORY
39 Spruce Street * East Longmeadow, MA 01028 * FAX 413/525-6405 * TEL. 413/525-2332

Project Location: Wethersfield, CT | Sample Description: | Work Order: 18J0644

Date Received: 10/12/2018

Field Sample #: AP-6R | Sampled: 10/11/2018 07:18

Sample ID: 18J0644-01

Sample Matrix: Ground Water

Semivolatile Organic Compounds by GC/MS

Analyte	Results	RL	Units	Dilution	Flag/Qual	Method	Date Prepared	Date/Time Analyzed	Analyst
Acenaphthene (SIM)	ND	0.33	µg/L	1		SW-846 8270D	10/17/18	10/22/18 9:38	IMR
Acenaphthylene (SIM)	ND	0.22	µg/L	1		SW-846 8270D	10/17/18	10/22/18 9:38	IMR
Aniline	ND	5.6	µg/L	1	V-05, V-34	SW-846 8270D	10/17/18	10/20/18 12:12	BGL
Anthracene (SIM)	ND	0.22	µg/L	1		SW-846 8270D	10/17/18	10/22/18 9:38	IMR
Benzo(a)anthracene (SIM)	ND	0.056	µg/L	1		SW-846 8270D	10/17/18	10/22/18 9:38	IMR
Benzo(a)pyrene (SIM)	ND	0.11	µg/L	1		SW-846 8270D	10/17/18	10/22/18 9:38	IMR
Benzo(b)fluoranthene (SIM)	ND	0.056	µg/L	1		SW-846 8270D	10/17/18	10/22/18 9:38	IMR
Benzo(g,h,i)perylene (SIM)	ND	0.56	µg/L	1		SW-846 8270D	10/17/18	10/22/18 9:38	IMR
Benzo(k)fluoranthene (SIM)	ND	0.22	µg/L	1		SW-846 8270D	10/17/18	10/22/18 9:38	IMR
Bis(2-chloroethoxy)methane	ND	11	µg/L	1		SW-846 8270D	10/17/18	10/20/18 12:12	BGL
Bis(2-chloroethyl)ether	ND	11	µg/L	1	R-05	SW-846 8270D	10/17/18	10/20/18 12:12	BGL
Bis(2-chloroisopropyl)ether	ND	11	µg/L	1	R-05	SW-846 8270D	10/17/18	10/20/18 12:12	BGL
Bis(2-Ethylhexyl)phthalate	ND	2.2	µg/L	1		SW-846 8270D	10/17/18	10/20/18 12:12	BGL
4-Bromophenylphenylether	ND	11	µg/L	1		SW-846 8270D	10/17/18	10/20/18 12:12	BGL
Butylbenzylphthalate	ND	11	µg/L	1		SW-846 8270D	10/17/18	10/20/18 12:12	BGL
Carbazole	ND	11	µg/L	1		SW-846 8270D	10/17/18	10/20/18 12:12	BGL
4-Chloroaniline	ND	11	µg/L	1	V-34	SW-846 8270D	10/17/18	10/20/18 12:12	BGL
4-Chloro-3-methylphenol	ND	11	µg/L	1	R-05	SW-846 8270D	10/17/18	10/20/18 12:12	BGL
2-Chloronaphthalene	ND	11	µg/L	1		SW-846 8270D	10/17/18	10/20/18 12:12	BGL
2-Chlorophenol	ND	11	µg/L	1	R-05	SW-846 8270D	10/17/18	10/20/18 12:12	BGL
4-Chlorophenylphenylether	ND	11	µg/L	1		SW-846 8270D	10/17/18	10/20/18 12:12	BGL
Chrysene (SIM)	ND	0.22	µg/L	1		SW-846 8270D	10/17/18	10/22/18 9:38	IMR
Dibenz(a,h)anthracene (SIM)	ND	0.11	µg/L	1		SW-846 8270D	10/17/18	10/22/18 9:38	IMR
Dibenzofuran	ND	5.6	µg/L	1		SW-846 8270D	10/17/18	10/20/18 12:12	BGL
Di-n-butylphthalate	ND	11	µg/L	1		SW-846 8270D	10/17/18	10/20/18 12:12	BGL
3,3-Dichlorobenzidine	ND	11	µg/L	1	V-34	SW-846 8270D	10/17/18	10/20/18 12:12	BGL
2,4-Dichlorophenol	ND	11	µg/L	1		SW-846 8270D	10/17/18	10/20/18 12:12	BGL
Diethylphthalate	ND	11	µg/L	1		SW-846 8270D	10/17/18	10/20/18 12:12	BGL
2,4-Dimethylphenol	ND	11	µg/L	1	R-05	SW-846 8270D	10/17/18	10/20/18 12:12	BGL
Dimethylphthalate	ND	11	µg/L	1		SW-846 8270D	10/17/18	10/20/18 12:12	BGL
4,6-Dinitro-2-methylphenol	ND	11	µg/L	1		SW-846 8270D	10/17/18	10/20/18 12:12	BGL
2,4-Dinitrophenol	ND	11	µg/L	1	V-19	SW-846 8270D	10/17/18	10/20/18 12:12	BGL
2,4-Dinitrotoluene	ND	11	µg/L	1	R-05	SW-846 8270D	10/17/18	10/20/18 12:12	BGL
2,6-Dinitrotoluene	ND	11	µg/L	1		SW-846 8270D	10/17/18	10/20/18 12:12	BGL
Di-n-octylphthalate	ND	11	µg/L	1		SW-846 8270D	10/17/18	10/20/18 12:12	BGL
Fluoranthene (SIM)	ND	0.56	µg/L	1		SW-846 8270D	10/17/18	10/22/18 9:38	IMR
Fluorene (SIM)	ND	1.1	µg/L	1		SW-846 8270D	10/17/18	10/22/18 9:38	IMR
Hexachlorobenzene	ND	2.2	µg/L	1	RL-03	SW-846 8270D	10/17/18	10/20/18 12:12	BGL
Hexachlorobutadiene	ND	11	µg/L	1		SW-846 8270D	10/17/18	10/20/18 12:12	BGL
Hexachlorocyclopentadiene	ND	11	µg/L	1		SW-846 8270D	10/17/18	10/20/18 12:12	BGL
Hexachloroethane	ND	2.2	µg/L	1		SW-846 8270D	10/17/18	10/20/18 12:12	BGL
Indeno(1,2,3-cd)pyrene (SIM)	ND	0.11	µg/L	1		SW-846 8270D	10/17/18	10/22/18 9:38	IMR
Isophorone	ND	11	µg/L	1		SW-846 8270D	10/17/18	10/20/18 12:12	BGL
2-Methylnaphthalene (SIM)	ND	1.1	µg/L	1		SW-846 8270D	10/17/18	10/22/18 9:38	IMR

con-test® ANALYTICAL LABORATORY
39 Spruce Street * East Longmeadow, MA 01028 * FAX 413/525-6405 * TEL. 413/525-2332

Project Location: Wethersfield, CT | Sample Description: | Work Order: 18J0644

Date Received: 10/12/2018

Field Sample #: AP-6R | Sampled: 10/11/2018 07:18

Sample ID: 18J0644-01

Sample Matrix: Ground Water

Semivolatile Organic Compounds by GC/MS

Analyte	Results	RL	Units	Dilution	Flag/Qual	Method	Date Prepared	Date/Time Analyzed	Analyst
2-Methylphenol	ND	11	µg/L	1	R-05	SW-846 8270D	10/17/18	10/20/18 12:12	BGL
3/4-Methylphenol	ND	11	µg/L	1	R-05	SW-846 8270D	10/17/18	10/20/18 12:12	BGL
Naphthalene (SIM)	ND	1.1	µg/L	1		SW-846 8270D	10/17/18	10/22/18 9:38	IMR
2-Nitroaniline	ND	11	µg/L	1	R-05	SW-846 8270D	10/17/18	10/20/18 12:12	BGL
3-Nitroaniline	ND	11	µg/L	1	R-05, V-34	SW-846 8270D	10/17/18	10/20/18 12:12	BGL
4-Nitroaniline	ND	11	µg/L	1	R-05	SW-846 8270D	10/17/18	10/20/18 12:12	BGL
Nitrobenzene	ND	11	µg/L	1		SW-846 8270D	10/17/18	10/20/18 12:12	BGL
2-Nitrophenol	ND	11	µg/L	1		SW-846 8270D	10/17/18	10/20/18 12:12	BGL
4-Nitrophenol	ND	11	µg/L	1		SW-846 8270D	10/17/18	10/20/18 12:12	BGL
N-Nitrosodiphenylamine	ND	11	µg/L	1		SW-846 8270D	10/17/18	10/20/18 12:12	BGL
N-Nitrosodi-n-propylamine	ND	11	µg/L	1	R-05	SW-846 8270D	10/17/18	10/20/18 12:12	BGL
Pentachloronitrobenzene	ND	11	µg/L	1	V-16	SW-846 8270D	10/17/18	10/20/18 12:12	BGL
Pentachlorophenol	ND	11	µg/L	1	RL-03	SW-846 8270D	10/17/18	10/20/18 12:12	BGL
Phenanthrene (SIM)	ND	0.056	µg/L	1		SW-846 8270D	10/17/18	10/22/18 9:38	IMR
Phenol	ND	11	µg/L	1	R-05	SW-846 8270D	10/17/18	10/20/18 12:12	BGL
Pyrene (SIM)	ND	1.1	µg/L	1		SW-846 8270D	10/17/18	10/22/18 9:38	IMR
Pyridine	ND	5.6	µg/L	1		SW-846 8270D	10/17/18	10/20/18 12:12	BGL
1,2,4,5-Tetrachlorobenzene	ND	11	µg/L	1		SW-846 8270D	10/17/18	10/20/18 12:12	BGL
1,2,4-Trichlorobenzene	ND	5.6	µg/L	1		SW-846 8270D	10/17/18	10/20/18 12:12	BGL
2,4,5-Trichlorophenol	ND	11	µg/L	1		SW-846 8270D	10/17/18	10/20/18 12:12	BGL
2,4,6-Trichlorophenol	ND	11	µg/L	1		SW-846 8270D	10/17/18	10/20/18 12:12	BGL

Surrogates	% Recovery	Recovery Limits	Flag/Qual	
2-Fluorophenol	38.4	15-110		10/20/18 12:12
Phenol-d6	30.3	15-110		10/20/18 12:12
Nitrobenzene-d5	53.0	30-130		10/20/18 12:12
Nitrobenzene-d5	60.5	30-130		10/22/18 9:38
2-Fluorobiphenyl	60.2	30-130		10/20/18 12:12
2-Fluorobiphenyl	55.5	30-130		10/22/18 9:38
2,4,6-Tribromophenol	78.2	15-110		10/20/18 12:12
p-Terphenyl-d14	68.3	30-130		10/20/18 12:12
p-Terphenyl-d14	55.2	30-130		10/22/18 9:38

con-test® ANALYTICAL LABORATORY
39 Spruce Street * East Longmeadow, MA 01028 * FAX 413/525-6405 * TEL. 413/525-2332

Project Location: Wethersfield, CT | Sample Description: | Work Order: 18J0644

Date Received: 10/12/2018

Field Sample #: AP-6R | Sampled: 10/11/2018 07:18

Sample ID: 18J0644-01

Sample Matrix: Ground Water

Petroleum Hydrocarbons Analyses

Analyte	Results	RL	Units	Dilution	Flag/Qual	Method	Date Prepared	Date/Time Analyzed	Analyst
CT ETPH	0.16	0.099	mg/L	1		CTDEP ETPH	10/17/18	10/19/18 21:07	RMW

Surrogates	% Recovery	Recovery Limits	Flag/Qual	
2-Fluorobiphenyl	93.8	50-150		10/19/18 21:07

con-test® ANALYTICAL LABORATORY
39 Spruce Street * East Longmeadow, MA 01028 * FAX 413/525-6405 * TEL. 413/525-2332

Project Location: Wethersfield, CT | Sample Description: | Work Order: 18J0644

Date Received: 10/12/2018

Field Sample #: AP-6R | Sampled: 10/11/2018 07:18

Sample ID: 18J0644-01

Sample Matrix: Ground Water

Metals Analyses (Total)

Analyte	Results	RL	Units	Dilution	Flag/Qual	Method	Date Prepared	Date/Time Analyzed	Analyst
Antimony	ND	5.0	µg/L	5		SW-846 6020B	10/15/18	10/16/18 16:50	MJH
Arsenic	ND	2.0	µg/L	5		SW-846 6020B	10/15/18	10/16/18 16:50	MJH
Barium	220	50	µg/L	5		SW-846 6020B	10/15/18	10/16/18 16:50	MJH
Beryllium	ND	2.0	µg/L	5		SW-846 6020B	10/15/18	10/16/18 16:50	MJH
Cadmium	ND	2.5	µg/L	5		SW-846 6020B	10/15/18	10/16/18 16:50	MJH
Chromium	ND	5.0	µg/L	5		SW-846 6020B	10/15/18	10/16/18 16:50	MJH
Copper	ND	25	µg/L	5		SW-846 6020B	10/15/18	10/16/18 16:50	MJH
Lead	ND	5.0	µg/L	5		SW-846 6020B	10/15/18	10/16/18 16:50	MJH
Mercury	ND	0.00010	mg/L	1		SW-846 7470A	10/18/18	10/19/18 12:43	EJB
Nickel	ND	25	µg/L	5		SW-846 6020B	10/15/18	10/16/18 16:50	MJH
Selenium	ND	25	µg/L	5		SW-846 6020B	10/15/18	10/16/18 16:50	MJH
Silver	ND	2.5	µg/L	5		SW-846 6020B	10/15/18	10/16/18 16:50	MJH
Thallium	ND	1.0	µg/L	5		SW-846 6020B	10/15/18	10/16/18 16:50	MJH
Vanadium	ND	25	µg/L	5		SW-846 6020B	10/15/18	10/16/18 16:50	MJH
Zinc	ND	50	µg/L	5		SW-846 6020B	10/15/18	10/16/18 16:50	MJH

con-test® ANALYTICAL LABORATORY
39 Spruce Street * East Longmeadow, MA 01028 * FAX 413/525-6405 * TEL. 413/525-2332

Project Location: Wethersfield, CT | Sample Description: | Work Order: 18J0644

Date Received: 10/12/2018

Field Sample #: AP-6R | Sampled: 10/11/2018 07:18

Sample ID: 18J0644-01

Sample Matrix: Ground Water

Conventional Chemistry Parameters by EPA/APHA/SW-846 Methods (Total)

Analyte	Results	RL	Units	Dilution	Flag/Qual	Method	Date Prepared	Date/Time Analyzed	Analyst
Alkalinity	220	1.0	mg/L	1	SM-01	SM21-22 2320B	10/18/18	10/18/18 19:25	DJM
pH @17.7°C	7.3		pH Units	1	H-05	SM21-22 4500 H B	10/15/18	10/15/18 18:48	LED

con-test® ANALYTICAL LABORATORY
39 Spruce Street * East Longmeadow, MA 01028 * FAX 413/525-6405 * TEL. 413/525-2332

Project Location: Wethersfield, CT | Sample Description: | Work Order: 18J0644

Date Received: 10/12/2018

Field Sample #: AP-6R | Sampled: 10/11/2018 07:18

Sample ID: 18J0644-01

Sample Matrix: Ground Water

Miscellaneous Inorganic Analyses

Analyte	Results	RL	Units	Dilution	Flag/Qual	Method	Date Prepared	Date/Time Analyzed	Analyst
Carbon Dioxide	194		mg/L	1		SM 4500 CO2 C	10/19/18	10/22/18 12:53	LL

con-test® ANALYTICAL LABORATORY
39 Spruce Street * East Longmeadow, MA 01028 * FAX 413/525-6405 * TEL. 413/525-2332

Project Location: Wethersfield, CT | Sample Description: | Work Order: 18J0644

Date Received: 10/12/2018

Field Sample #: AP-11R | Sampled: 10/11/2018 08:15

Sample ID: 18J0644-02

Sample Matrix: Ground Water

Volatile Organic Compounds by GC/MS

Analyte	Results	RL	Units	Dilution	Flag/Qual	Method	Date Prepared	Date/Time Analyzed	Analyst
Acetone	ND	10	µg/L	1		SW-846 8260C	10/19/18	10/20/18 16:04	LBD
Acrylonitrile	ND	2.0	µg/L	1		SW-846 8260C	10/19/18	10/20/18 16:04	LBD
Benzene	ND	0.50	µg/L	1		SW-846 8260C	10/19/18	10/20/18 16:04	LBD
Bromobenzene	ND	0.50	µg/L	1		SW-846 8260C	10/19/18	10/20/18 16:04	LBD
Bromodichloromethane	ND	0.50	µg/L	1		SW-846 8260C	10/19/18	10/20/18 16:04	LBD
Bromoform	ND	0.50	µg/L	1		SW-846 8260C	10/19/18	10/20/18 16:04	LBD
Bromomethane	ND	1.0	µg/L	1		SW-846 8260C	10/19/18	10/20/18 16:04	LBD
2-Butanone (MEK)	ND	5.0	µg/L	1		SW-846 8260C	10/19/18	10/20/18 16:04	LBD
n-Butylbenzene	ND	1.0	µg/L	1		SW-846 8260C	10/19/18	10/20/18 16:04	LBD
sec-Butylbenzene	ND	1.0	µg/L	1		SW-846 8260C	10/19/18	10/20/18 16:04	LBD
tert-Butylbenzene	ND	1.0	µg/L	1		SW-846 8260C	10/19/18	10/20/18 16:04	LBD
Carbon Disulfide	ND	5.0	µg/L	1		SW-846 8260C	10/19/18	10/20/18 16:04	LBD
Carbon Tetrachloride	ND	0.50	µg/L	1		SW-846 8260C	10/19/18	10/20/18 16:04	LBD
Chlorobenzene	ND	0.50	µg/L	1		SW-846 8260C	10/19/18	10/20/18 16:04	LBD
Chlorodibromomethane	ND	0.50	µg/L	1		SW-846 8260C	10/19/18	10/20/18 16:04	LBD
Chloroethane	ND	2.0	µg/L	1		SW-846 8260C	10/19/18	10/20/18 16:04	LBD
Chloroform	ND	0.50	µg/L	1		SW-846 8260C	10/19/18	10/20/18 16:04	LBD
Chloromethane	ND	0.60	µg/L	1		SW-846 8260C	10/19/18	10/20/18 16:04	LBD
2-Chlorotoluene	ND	0.50	µg/L	1		SW-846 8260C	10/19/18	10/20/18 16:04	LBD
4-Chlorotoluene	ND	0.50	µg/L	1		SW-846 8260C	10/19/18	10/20/18 16:04	LBD
1,2-Dibromo-3-chloropropane (DBCP)	ND	5.0	µg/L	1		SW-846 8260C	10/19/18	10/20/18 16:04	LBD
1,2-Dibromoethane (EDB)	ND	0.50	µg/L	1		SW-846 8260C	10/19/18	10/20/18 16:04	LBD
Dibromomethane	ND	0.50	µg/L	1		SW-846 8260C	10/19/18	10/20/18 16:04	LBD
1,2-Dichlorobenzene	ND	0.50	µg/L	1		SW-846 8260C	10/19/18	10/20/18 16:04	LBD
1,3-Dichlorobenzene	ND	0.50	µg/L	1		SW-846 8260C	10/19/18	10/20/18 16:04	LBD
1,4-Dichlorobenzene	ND	0.50	µg/L	1		SW-846 8260C	10/19/18	10/20/18 16:04	LBD
trans-1,4-Dichloro-2-butene	ND	2.0	µg/L	1		SW-846 8260C	10/19/18	10/20/18 16:04	LBD
Dichlorodifluoromethane (Freon 12)	ND	0.50	µg/L	1		SW-846 8260C	10/19/18	10/20/18 16:04	LBD
1,1-Dichloroethane	ND	0.50	µg/L	1		SW-846 8260C	10/19/18	10/20/18 16:04	LBD
1,2-Dichloroethane	ND	0.50	µg/L	1		SW-846 8260C	10/19/18	10/20/18 16:04	LBD
1,1-Dichloroethylene	ND	0.50	µg/L	1		SW-846 8260C	10/19/18	10/20/18 16:04	LBD
cis-1,2-Dichloroethylene	ND	0.50	µg/L	1		SW-846 8260C	10/19/18	10/20/18 16:04	LBD
trans-1,2-Dichloroethylene	ND	1.0	µg/L	1		SW-846 8260C	10/19/18	10/20/18 16:04	LBD
1,2-Dichloropropane	ND	0.50	µg/L	1		SW-846 8260C	10/19/18	10/20/18 16:04	LBD
1,3-Dichloropropane	ND	0.50	µg/L	1		SW-846 8260C	10/19/18	10/20/18 16:04	LBD
2,2-Dichloropropane	ND	0.50	µg/L	1	L-03, V-05	SW-846 8260C	10/19/18	10/20/18 16:04	LBD
1,1-Dichloropropene	ND	0.50	µg/L	1		SW-846 8260C	10/19/18	10/20/18 16:04	LBD
cis-1,3-Dichloropropene	ND	0.50	µg/L	1		SW-846 8260C	10/19/18	10/20/18 16:04	LBD
trans-1,3-Dichloropropene	ND	0.50	µg/L	1		SW-846 8260C	10/19/18	10/20/18 16:04	LBD
Ethylbenzene	ND	0.50	µg/L	1		SW-846 8260C	10/19/18	10/20/18 16:04	LBD
Hexachlorobutadiene	ND	1.0	µg/L	1		SW-846 8260C	10/19/18	10/20/18 16:04	LBD
2-Hexanone (MBK)	ND	5.0	µg/L	1		SW-846 8260C	10/19/18	10/20/18 16:04	LBD
Isopropylbenzene (Cumene)	ND	0.50	µg/L	1		SW-846 8260C	10/19/18	10/20/18 16:04	LBD
p-Isopropyltoluene (p-Cymene)	ND	0.50	µg/L	1		SW-846 8260C	10/19/18	10/20/18 16:04	LBD

con-test® ANALYTICAL LABORATORY
39 Spruce Street * East Longmeadow, MA 01028 * FAX 413/525-6405 * TEL. 413/525-2332

Project Location: Wethersfield, CT | Sample Description: | Work Order: 18J0644

Date Received: 10/12/2018

Field Sample #: AP-11R | Sampled: 10/11/2018 08:15

Sample ID: 18J0644-02

Sample Matrix: Ground Water

Volatile Organic Compounds by GC/MS

Analyte	Results	RL	Units	Dilution	Flag/Qual	Method	Date Prepared	Date/Time Analyzed	Analyst
Methyl tert-Butyl Ether (MTBE)	0.66	0.50	µg/L	1		SW-846 8260C	10/19/18	10/20/18 16:04	LBD
Methylene Chloride	ND	5.0	µg/L	1		SW-846 8260C	10/19/18	10/20/18 16:04	LBD
4-Methyl-2-pentanone (MIBK)	ND	5.0	µg/L	1		SW-846 8260C	10/19/18	10/20/18 16:04	LBD
Naphthalene	ND	2.0	µg/L	1		SW-846 8260C	10/19/18	10/20/18 16:04	LBD
n-Propylbenzene	ND	1.0	µg/L	1		SW-846 8260C	10/19/18	10/20/18 16:04	LBD
Styrene	ND	1.0	µg/L	1		SW-846 8260C	10/19/18	10/20/18 16:04	LBD
1,1,1,2-Tetrachloroethane	ND	0.50	µg/L	1		SW-846 8260C	10/19/18	10/20/18 16:04	LBD
1,1,2,2-Tetrachloroethane	ND	0.50	µg/L	1		SW-846 8260C	10/19/18	10/20/18 16:04	LBD
Tetrachloroethylene	ND	1.0	µg/L	1		SW-846 8260C	10/19/18	10/20/18 16:04	LBD
Tetrahydrofuran	ND	10	µg/L	1		SW-846 8260C	10/19/18	10/20/18 16:04	LBD
Toluene	ND	1.0	µg/L	1		SW-846 8260C	10/19/18	10/20/18 16:04	LBD
1,2,3-Trichlorobenzene	ND	5.0	µg/L	1		SW-846 8260C	10/19/18	10/20/18 16:04	LBD
1,2,4-Trichlorobenzene	ND	5.0	µg/L	1		SW-846 8260C	10/19/18	10/20/18 16:04	LBD
1,1,1-Trichloroethane	ND	0.50	µg/L	1		SW-846 8260C	10/19/18	10/20/18 16:04	LBD
1,1,2-Trichloroethane	ND	0.50	µg/L	1		SW-846 8260C	10/19/18	10/20/18 16:04	LBD
Trichloroethylene	ND	1.0	µg/L	1		SW-846 8260C	10/19/18	10/20/18 16:04	LBD
Trichlorofluoromethane (Freon 11)	ND	2.0	µg/L	1		SW-846 8260C	10/19/18	10/20/18 16:04	LBD
1,2,3-Trichloropropane	ND	0.50	µg/L	1		SW-846 8260C	10/19/18	10/20/18 16:04	LBD
1,1,2-Trichloro-1,2,2-trifluoroethane (Freon 113)	ND	0.50	µg/L	1		SW-846 8260C	10/19/18	10/20/18 16:04	LBD
1,2,4-Trimethylbenzene	ND	0.50	µg/L	1		SW-846 8260C	10/19/18	10/20/18 16:04	LBD
1,3,5-Trimethylbenzene	ND	0.50	µg/L	1		SW-846 8260C	10/19/18	10/20/18 16:04	LBD
Vinyl Chloride	ND	1.0	µg/L	1		SW-846 8260C	10/19/18	10/20/18 16:04	LBD
m+p Xylene	ND	2.0	µg/L	1		SW-846 8260C	10/19/18	10/20/18 16:04	LBD
o-Xylene	ND	1.0	µg/L	1		SW-846 8260C	10/19/18	10/20/18 16:04	LBD

Surrogates	% Recovery	Recovery Limits	Flag/Qual	
1,2-Dichloroethane-d4	101	70-130		10/20/18 16:04
Toluene-d8	99.2	70-130		10/20/18 16:04
4-Bromofluorobenzene	105	70-130		10/20/18 16:04

con-test® ANALYTICAL LABORATORY
39 Spruce Street * East Longmeadow, MA 01028 * FAX 413/525-6405 * TEL. 413/525-2332

Project Location: Wethersfield, CT | Sample Description: | Work Order: 18J0644

Date Received: 10/12/2018

Field Sample #: AP-11R | Sampled: 10/11/2018 08:15

Sample ID: 18J0644-02

Sample Matrix: Ground Water

Semivolatile Organic Compounds by GC/MS

Analyte	Results	RL	Units	Dilution	Flag/Qual	Method	Date Prepared	Date/Time Analyzed	Analyst
Acenaphthene (SIM)	ND	0.33	µg/L	1		SW-846 8270D	10/17/18	10/22/18 10:07	IMR
Acenaphthylene (SIM)	ND	0.22	µg/L	1		SW-846 8270D	10/17/18	10/22/18 10:07	IMR
Aniline	ND	5.6	µg/L	1	V-05, V-34	SW-846 8270D	10/17/18	10/20/18 12:40	BGL
Anthracene (SIM)	ND	0.22	µg/L	1		SW-846 8270D	10/17/18	10/22/18 10:07	IMR
Benzo(a)anthracene (SIM)	ND	0.056	µg/L	1		SW-846 8270D	10/17/18	10/22/18 10:07	IMR
Benzo(a)pyrene (SIM)	ND	0.11	µg/L	1		SW-846 8270D	10/17/18	10/22/18 10:07	IMR
Benzo(b)fluoranthene (SIM)	ND	0.056	µg/L	1		SW-846 8270D	10/17/18	10/22/18 10:07	IMR
Benzo(g,h,i)perylene (SIM)	ND	0.56	µg/L	1		SW-846 8270D	10/17/18	10/22/18 10:07	IMR
Benzo(k)fluoranthene (SIM)	ND	0.22	µg/L	1		SW-846 8270D	10/17/18	10/22/18 10:07	IMR
Bis(2-chloroethoxy)methane	ND	11	µg/L	1		SW-846 8270D	10/17/18	10/20/18 12:40	BGL
Bis(2-chloroethyl)ether	ND	11	µg/L	1	R-05	SW-846 8270D	10/17/18	10/20/18 12:40	BGL
Bis(2-chloroisopropyl)ether	ND	11	µg/L	1	R-05	SW-846 8270D	10/17/18	10/20/18 12:40	BGL
Bis(2-Ethylhexyl)phthalate	ND	2.2	µg/L	1		SW-846 8270D	10/17/18	10/20/18 12:40	BGL
4-Bromophenylphenylether	ND	11	µg/L	1		SW-846 8270D	10/17/18	10/20/18 12:40	BGL
Butylbenzylphthalate	ND	11	µg/L	1		SW-846 8270D	10/17/18	10/20/18 12:40	BGL
Carbazole	ND	11	µg/L	1		SW-846 8270D	10/17/18	10/20/18 12:40	BGL
4-Chloroaniline	ND	11	µg/L	1	V-34	SW-846 8270D	10/17/18	10/20/18 12:40	BGL
4-Chloro-3-methylphenol	ND	11	µg/L	1	R-05	SW-846 8270D	10/17/18	10/20/18 12:40	BGL
2-Chloronaphthalene	ND	11	µg/L	1		SW-846 8270D	10/17/18	10/20/18 12:40	BGL
2-Chlorophenol	ND	11	µg/L	1	R-05	SW-846 8270D	10/17/18	10/20/18 12:40	BGL
4-Chlorophenylphenylether	ND	11	µg/L	1		SW-846 8270D	10/17/18	10/20/18 12:40	BGL
Chrysene (SIM)	ND	0.22	µg/L	1		SW-846 8270D	10/17/18	10/22/18 10:07	IMR
Dibenz(a,h)anthracene (SIM)	ND	0.11	µg/L	1		SW-846 8270D	10/17/18	10/22/18 10:07	IMR
Dibenzofuran	ND	5.6	µg/L	1		SW-846 8270D	10/17/18	10/20/18 12:40	BGL
Di-n-butylphthalate	ND	11	µg/L	1		SW-846 8270D	10/17/18	10/20/18 12:40	BGL
3,3-Dichlorobenzidine	ND	11	µg/L	1	V-34	SW-846 8270D	10/17/18	10/20/18 12:40	BGL
2,4-Dichlorophenol	ND	11	µg/L	1		SW-846 8270D	10/17/18	10/20/18 12:40	BGL
Diethylphthalate	ND	11	µg/L	1		SW-846 8270D	10/17/18	10/20/18 12:40	BGL
2,4-Dimethylphenol	ND	11	µg/L	1	R-05	SW-846 8270D	10/17/18	10/20/18 12:40	BGL
Dimethylphthalate	ND	11	µg/L	1		SW-846 8270D	10/17/18	10/20/18 12:40	BGL
4,6-Dinitro-2-methylphenol	ND	11	µg/L	1		SW-846 8270D	10/17/18	10/20/18 12:40	BGL
2,4-Dinitrophenol	ND	11	µg/L	1	V-19	SW-846 8270D	10/17/18	10/20/18 12:40	BGL
2,4-Dinitrotoluene	ND	11	µg/L	1	R-05	SW-846 8270D	10/17/18	10/20/18 12:40	BGL
2,6-Dinitrotoluene	ND	11	µg/L	1		SW-846 8270D	10/17/18	10/20/18 12:40	BGL
Di-n-octylphthalate	ND	11	µg/L	1		SW-846 8270D	10/17/18	10/20/18 12:40	BGL
Fluoranthene (SIM)	ND	0.56	µg/L	1		SW-846 8270D	10/17/18	10/22/18 10:07	IMR
Fluorene (SIM)	ND	1.1	µg/L	1		SW-846 8270D	10/17/18	10/22/18 10:07	IMR
Hexachlorobenzene	ND	2.2	µg/L	1	RL-03	SW-846 8270D	10/17/18	10/20/18 12:40	BGL
Hexachlorobutadiene	ND	11	µg/L	1		SW-846 8270D	10/17/18	10/20/18 12:40	BGL
Hexachlorocyclopentadiene	ND	11	µg/L	1		SW-846 8270D	10/17/18	10/20/18 12:40	BGL
Hexachloroethane	ND	2.2	µg/L	1		SW-846 8270D	10/17/18	10/20/18 12:40	BGL
Indeno(1,2,3-cd)pyrene (SIM)	ND	0.11	µg/L	1		SW-846 8270D	10/17/18	10/22/18 10:07	IMR
Isophorone	ND	11	µg/L	1		SW-846 8270D	10/17/18	10/20/18 12:40	BGL
2-Methylnaphthalene (SIM)	ND	1.1	µg/L	1		SW-846 8270D	10/17/18	10/22/18 10:07	IMR

con-test® ANALYTICAL LABORATORY
39 Spruce Street * East Longmeadow, MA 01028 * FAX 413/525-6405 * TEL. 413/525-2332

Project Location: Wethersfield, CT | Sample Description: | Work Order: 18J0644

Date Received: 10/12/2018

Field Sample #: AP-11R | Sampled: 10/11/2018 08:15

Sample ID: 18J0644-02

Sample Matrix: Ground Water

Semivolatile Organic Compounds by GC/MS

Analyte	Results	RL	Units	Dilution	Flag/Qual	Method	Date Prepared	Date/Time Analyzed	Analyst
2-Methylphenol	ND	11	µg/L	1	R-05	SW-846 8270D	10/17/18	10/20/18 12:40	BGL
3/4-Methylphenol	ND	11	µg/L	1	R-05	SW-846 8270D	10/17/18	10/20/18 12:40	BGL
Naphthalene (SIM)	ND	1.1	µg/L	1		SW-846 8270D	10/17/18	10/22/18 10:07	IMR
2-Nitroaniline	ND	11	µg/L	1	R-05	SW-846 8270D	10/17/18	10/20/18 12:40	BGL
3-Nitroaniline	ND	11	µg/L	1	R-05, V-34	SW-846 8270D	10/17/18	10/20/18 12:40	BGL
4-Nitroaniline	ND	11	µg/L	1	R-05	SW-846 8270D	10/17/18	10/20/18 12:40	BGL
Nitrobenzene	ND	11	µg/L	1		SW-846 8270D	10/17/18	10/20/18 12:40	BGL
2-Nitrophenol	ND	11	µg/L	1		SW-846 8270D	10/17/18	10/20/18 12:40	BGL
4-Nitrophenol	ND	11	µg/L	1		SW-846 8270D	10/17/18	10/20/18 12:40	BGL
N-Nitrosodiphenylamine	ND	11	µg/L	1		SW-846 8270D	10/17/18	10/20/18 12:40	BGL
N-Nitrosodi-n-propylamine	ND	11	µg/L	1	R-05	SW-846 8270D	10/17/18	10/20/18 12:40	BGL
Pentachloronitrobenzene	ND	11	µg/L	1	V-16	SW-846 8270D	10/17/18	10/20/18 12:40	BGL
Pentachlorophenol	ND	11	µg/L	1	RL-03	SW-846 8270D	10/17/18	10/20/18 12:40	BGL
Phenanthrene (SIM)	ND	0.056	µg/L	1		SW-846 8270D	10/17/18	10/22/18 10:07	IMR
Phenol	ND	11	µg/L	1	R-05	SW-846 8270D	10/17/18	10/20/18 12:40	BGL
Pyrene (SIM)	ND	1.1	µg/L	1		SW-846 8270D	10/17/18	10/22/18 10:07	IMR
Pyridine	ND	5.6	µg/L	1		SW-846 8270D	10/17/18	10/20/18 12:40	BGL
1,2,4,5-Tetrachlorobenzene	ND	11	µg/L	1		SW-846 8270D	10/17/18	10/20/18 12:40	BGL
1,2,4-Trichlorobenzene	ND	5.6	µg/L	1		SW-846 8270D	10/17/18	10/20/18 12:40	BGL
2,4,5-Trichlorophenol	ND	11	µg/L	1		SW-846 8270D	10/17/18	10/20/18 12:40	BGL
2,4,6-Trichlorophenol	ND	11	µg/L	1		SW-846 8270D	10/17/18	10/20/18 12:40	BGL

Surrogates	% Recovery	Recovery Limits	Flag/Qual	
2-Fluorophenol	34.9	15-110		10/20/18 12:40
Phenol-d6	28.2	15-110		10/20/18 12:40
Nitrobenzene-d5	56.7	30-130		10/22/18 10:07
Nitrobenzene-d5	64.7	30-130		10/20/18 12:40
2-Fluorobiphenyl	61.0	30-130		10/20/18 12:40
2-Fluorobiphenyl	53.5	30-130		10/22/18 10:07
2,4,6-Tribromophenol	80.5	15-110		10/20/18 12:40
p-Terphenyl-d14	56.9	30-130		10/22/18 10:07
p-Terphenyl-d14	71.4	30-130		10/20/18 12:40

con-test® ANALYTICAL LABORATORY
39 Spruce Street * East Longmeadow, MA 01028 * FAX 413/525-6405 * TEL. 413/525-2332

Project Location: Wethersfield, CT | Sample Description: | Work Order: 18J0644

Date Received: 10/12/2018

Field Sample #: AP-11R | Sampled: 10/11/2018 08:15

Sample ID: 18J0644-02

Sample Matrix: Ground Water

Petroleum Hydrocarbons Analyses

Analyte	Results	RL	Units	Dilution	Flag/Qual	Method	Date Prepared	Date/Time Analyzed	Analyst
CT ETPH	0.13	0.088	mg/L	1		CTDEP ETPH	10/17/18	10/19/18 20:31	RMW

Surrogates	% Recovery	Recovery Limits	Flag/Qual	
2-Fluorobiphenyl	88.2	50-150		10/19/18 20:31

con-test® ANALYTICAL LABORATORY
39 Spruce Street * East Longmeadow, MA 01028 * FAX 413/525-6405 * TEL. 413/525-2332

Project Location: Wethersfield, CT | Sample Description: | Work Order: 18J0644

Date Received: 10/12/2018

Field Sample #: AP-11R | Sampled: 10/11/2018 08:15

Sample ID: 18J0644-02

Sample Matrix: Ground Water

Metals Analyses (Total)

Analyte	Results	RL	Units	Dilution	Flag/Qual	Method	Date Prepared	Date/Time Analyzed	Analyst
Antimony	ND	5.0	µg/L	5		SW-846 6020B	10/15/18	10/16/18 16:54	MJH
Arsenic	ND	2.0	µg/L	5		SW-846 6020B	10/15/18	10/16/18 16:54	MJH
Barium	160	50	µg/L	5		SW-846 6020B	10/15/18	10/16/18 16:54	MJH
Beryllium	ND	2.0	µg/L	5		SW-846 6020B	10/15/18	10/16/18 16:54	MJH
Cadmium	ND	2.5	µg/L	5		SW-846 6020B	10/15/18	10/16/18 16:54	MJH
Chromium	ND	5.0	µg/L	5		SW-846 6020B	10/15/18	10/16/18 16:54	MJH
Copper	ND	25	µg/L	5		SW-846 6020B	10/15/18	10/16/18 16:54	MJH
Lead	ND	5.0	µg/L	5		SW-846 6020B	10/15/18	10/16/18 16:54	MJH
Mercury	ND	0.00010	mg/L	1		SW-846 7470A	10/18/18	10/19/18 12:45	EJB
Nickel	ND	25	µg/L	5		SW-846 6020B	10/15/18	10/16/18 16:54	MJH
Selenium	ND	25	µg/L	5		SW-846 6020B	10/15/18	10/16/18 16:54	MJH
Silver	ND	2.5	µg/L	5		SW-846 6020B	10/15/18	10/16/18 16:54	MJH
Thallium	ND	1.0	µg/L	5		SW-846 6020B	10/15/18	10/16/18 16:54	MJH
Vanadium	ND	25	µg/L	5		SW-846 6020B	10/15/18	10/16/18 16:54	MJH
Zinc	ND	50	µg/L	5		SW-846 6020B	10/15/18	10/16/18 16:54	MJH

con-test® ANALYTICAL LABORATORY
39 Spruce Street * East Longmeadow, MA 01028 * FAX 413/525-6405 * TEL. 413/525-2332

Project Location: Wethersfield, CT | Sample Description: | Work Order: 18J0644

Date Received: 10/12/2018

Field Sample #: AP-11R | Sampled: 10/11/2018 08:15

Sample ID: 18J0644-02

Sample Matrix: Ground Water

Conventional Chemistry Parameters by EPA/APHA/SW-846 Methods (Total)

Analyte	Results	RL	Units	Dilution	Flag/Qual	Method	Date Prepared	Date/Time Analyzed	Analyst
Alkalinity	250	1.0	mg/L	1	SM-01	SM21-22 2320B	10/18/18	10/18/18 19:25	DJM
pH @17.6°C	7.2		pH Units	1	H-05	SM21-22 4500 H B	10/15/18	10/15/18 18:48	LED

con-test® ANALYTICAL LABORATORY
39 Spruce Street * East Longmeadow, MA 01028 * FAX 413/525-6405 * TEL. 413/525-2332

Project Location: Wethersfield, CT | Sample Description: | Work Order: 18J0644

Date Received: 10/12/2018

Field Sample #: AP-11R | Sampled: 10/11/2018 08:15

Sample ID: 18J0644-02

Sample Matrix: Ground Water

Miscellaneous Inorganic Analyses

Analyte	Results	RL	Units	Dilution	Flag/Qual	Method	Date Prepared	Date/Time Analyzed	Analyst
Carbon Dioxide	220		mg/L	1		SM 4500 CO2 C	10/19/18	10/22/18 12:53	LL

con-test® ANALYTICAL LABORATORY
39 Spruce Street * East Longmeadow, MA 01028 * FAX 413/525-6405 * TEL. 413/525-2332

Project Location: Wethersfield, CT | Sample Description: | Work Order: 18J0644

Date Received: 10/12/2018

Field Sample #: AP-1R | Sampled: 10/11/2018 09:15

Sample ID: 18J0644-03

Sample Matrix: Ground Water

Volatile Organic Compounds by GC/MS

Analyte	Results	RL	Units	Dilution	Flag/Qual	Method	Date Prepared	Date/Time Analyzed	Analyst
Acetone	ND	10	µg/L	1		SW-846 8260C	10/19/18	10/20/18 16:35	LBD
Acrylonitrile	ND	2.0	µg/L	1		SW-846 8260C	10/19/18	10/20/18 16:35	LBD
Benzene	ND	0.50	µg/L	1		SW-846 8260C	10/19/18	10/20/18 16:35	LBD
Bromobenzene	ND	0.50	µg/L	1		SW-846 8260C	10/19/18	10/20/18 16:35	LBD
Bromodichloromethane	ND	0.50	µg/L	1		SW-846 8260C	10/19/18	10/20/18 16:35	LBD
Bromoform	ND	0.50	µg/L	1		SW-846 8260C	10/19/18	10/20/18 16:35	LBD
Bromomethane	ND	1.0	µg/L	1		SW-846 8260C	10/19/18	10/20/18 16:35	LBD
2-Butanone (MEK)	ND	5.0	µg/L	1		SW-846 8260C	10/19/18	10/20/18 16:35	LBD
n-Butylbenzene	ND	1.0	µg/L	1		SW-846 8260C	10/19/18	10/20/18 16:35	LBD
sec-Butylbenzene	ND	1.0	µg/L	1		SW-846 8260C	10/19/18	10/20/18 16:35	LBD
tert-Butylbenzene	ND	1.0	µg/L	1		SW-846 8260C	10/19/18	10/20/18 16:35	LBD
Carbon Disulfide	ND	5.0	µg/L	1		SW-846 8260C	10/19/18	10/20/18 16:35	LBD
Carbon Tetrachloride	ND	0.50	µg/L	1		SW-846 8260C	10/19/18	10/20/18 16:35	LBD
Chlorobenzene	ND	0.50	µg/L	1		SW-846 8260C	10/19/18	10/20/18 16:35	LBD
Chlorodibromomethane	ND	0.50	µg/L	1		SW-846 8260C	10/19/18	10/20/18 16:35	LBD
Chloroethane	ND	2.0	µg/L	1		SW-846 8260C	10/19/18	10/20/18 16:35	LBD
Chloroform	ND	0.50	µg/L	1		SW-846 8260C	10/19/18	10/20/18 16:35	LBD
Chloromethane	ND	0.60	µg/L	1		SW-846 8260C	10/19/18	10/20/18 16:35	LBD
2-Chlorotoluene	ND	0.50	µg/L	1		SW-846 8260C	10/19/18	10/20/18 16:35	LBD
4-Chlorotoluene	ND	0.50	µg/L	1		SW-846 8260C	10/19/18	10/20/18 16:35	LBD
1,2-Dibromo-3-chloropropane (DBCP)	ND	5.0	µg/L	1		SW-846 8260C	10/19/18	10/20/18 16:35	LBD
1,2-Dibromoethane (EDB)	ND	0.50	µg/L	1		SW-846 8260C	10/19/18	10/20/18 16:35	LBD
Dibromomethane	ND	0.50	µg/L	1		SW-846 8260C	10/19/18	10/20/18 16:35	LBD
1,2-Dichlorobenzene	ND	0.50	µg/L	1		SW-846 8260C	10/19/18	10/20/18 16:35	LBD
1,3-Dichlorobenzene	ND	0.50	µg/L	1		SW-846 8260C	10/19/18	10/20/18 16:35	LBD
1,4-Dichlorobenzene	ND	0.50	µg/L	1		SW-846 8260C	10/19/18	10/20/18 16:35	LBD
trans-1,4-Dichloro-2-butene	ND	2.0	µg/L	1		SW-846 8260C	10/19/18	10/20/18 16:35	LBD
Dichlorodifluoromethane (Freon 12)	ND	0.50	µg/L	1		SW-846 8260C	10/19/18	10/20/18 16:35	LBD
1,1-Dichloroethane	ND	0.50	µg/L	1		SW-846 8260C	10/19/18	10/20/18 16:35	LBD
1,2-Dichloroethane	ND	0.50	µg/L	1		SW-846 8260C	10/19/18	10/20/18 16:35	LBD
1,1-Dichloroethylene	ND	0.50	µg/L	1		SW-846 8260C	10/19/18	10/20/18 16:35	LBD
cis-1,2-Dichloroethylene	ND	0.50	µg/L	1		SW-846 8260C	10/19/18	10/20/18 16:35	LBD
trans-1,2-Dichloroethylene	ND	1.0	µg/L	1		SW-846 8260C	10/19/18	10/20/18 16:35	LBD
1,2-Dichloropropane	ND	0.50	µg/L	1		SW-846 8260C	10/19/18	10/20/18 16:35	LBD
1,3-Dichloropropane	ND	0.50	µg/L	1		SW-846 8260C	10/19/18	10/20/18 16:35	LBD
2,2-Dichloropropane	ND	0.50	µg/L	1	L-03, V-05	SW-846 8260C	10/19/18	10/20/18 16:35	LBD
1,1-Dichloropropene	ND	0.50	µg/L	1		SW-846 8260C	10/19/18	10/20/18 16:35	LBD
cis-1,3-Dichloropropene	ND	0.50	µg/L	1		SW-846 8260C	10/19/18	10/20/18 16:35	LBD
trans-1,3-Dichloropropene	ND	0.50	µg/L	1		SW-846 8260C	10/19/18	10/20/18 16:35	LBD
Ethylbenzene	ND	0.50	µg/L	1		SW-846 8260C	10/19/18	10/20/18 16:35	LBD
Hexachlorobutadiene	ND	1.0	µg/L	1		SW-846 8260C	10/19/18	10/20/18 16:35	LBD
2-Hexanone (MBK)	ND	5.0	µg/L	1		SW-846 8260C	10/19/18	10/20/18 16:35	LBD
Isopropylbenzene (Cumene)	ND	0.50	µg/L	1		SW-846 8260C	10/19/18	10/20/18 16:35	LBD
p-Isopropyltoluene (p-Cymene)	ND	0.50	µg/L	1		SW-846 8260C	10/19/18	10/20/18 16:35	LBD

con-test® ANALYTICAL LABORATORY
39 Spruce Street * East Longmeadow, MA 01028 * FAX 413/525-6405 * TEL. 413/525-2332

Project Location: Wethersfield, CT | Sample Description: | Work Order: 18J0644

Date Received: 10/12/2018

Field Sample #: AP-1R | Sampled: 10/11/2018 09:15

Sample ID: 18J0644-03

Sample Matrix: Ground Water

Volatile Organic Compounds by GC/MS

Analyte	Results	RL	Units	Dilution	Flag/Qual	Method	Date Prepared	Date/Time Analyzed	Analyst
Methyl tert-Butyl Ether (MTBE)	ND	0.50	µg/L	1		SW-846 8260C	10/19/18	10/20/18 16:35	LBD
Methylene Chloride	ND	5.0	µg/L	1		SW-846 8260C	10/19/18	10/20/18 16:35	LBD
4-Methyl-2-pentanone (MIBK)	ND	5.0	µg/L	1		SW-846 8260C	10/19/18	10/20/18 16:35	LBD
Naphthalene	ND	2.0	µg/L	1		SW-846 8260C	10/19/18	10/20/18 16:35	LBD
n-Propylbenzene	ND	1.0	µg/L	1		SW-846 8260C	10/19/18	10/20/18 16:35	LBD
Styrene	ND	1.0	µg/L	1		SW-846 8260C	10/19/18	10/20/18 16:35	LBD
1,1,1,2-Tetrachloroethane	ND	0.50	µg/L	1		SW-846 8260C	10/19/18	10/20/18 16:35	LBD
1,1,2,2-Tetrachloroethane	ND	0.50	µg/L	1		SW-846 8260C	10/19/18	10/20/18 16:35	LBD
Tetrachloroethylene	ND	1.0	µg/L	1		SW-846 8260C	10/19/18	10/20/18 16:35	LBD
Tetrahydrofuran	ND	10	µg/L	1		SW-846 8260C	10/19/18	10/20/18 16:35	LBD
Toluene	ND	1.0	µg/L	1		SW-846 8260C	10/19/18	10/20/18 16:35	LBD
1,2,3-Trichlorobenzene	ND	5.0	µg/L	1		SW-846 8260C	10/19/18	10/20/18 16:35	LBD
1,2,4-Trichlorobenzene	ND	5.0	µg/L	1		SW-846 8260C	10/19/18	10/20/18 16:35	LBD
1,1,1-Trichloroethane	ND	0.50	µg/L	1		SW-846 8260C	10/19/18	10/20/18 16:35	LBD
1,1,2-Trichloroethane	ND	0.50	µg/L	1		SW-846 8260C	10/19/18	10/20/18 16:35	LBD
Trichloroethylene	ND	1.0	µg/L	1		SW-846 8260C	10/19/18	10/20/18 16:35	LBD
Trichlorofluoromethane (Freon 11)	ND	2.0	µg/L	1		SW-846 8260C	10/19/18	10/20/18 16:35	LBD
1,2,3-Trichloropropane	ND	0.50	µg/L	1		SW-846 8260C	10/19/18	10/20/18 16:35	LBD
1,1,2-Trichloro-1,2,2-trifluoroethane (Freon 113)	ND	0.50	µg/L	1		SW-846 8260C	10/19/18	10/20/18 16:35	LBD
1,2,4-Trimethylbenzene	ND	0.50	µg/L	1		SW-846 8260C	10/19/18	10/20/18 16:35	LBD
1,3,5-Trimethylbenzene	ND	0.50	µg/L	1		SW-846 8260C	10/19/18	10/20/18 16:35	LBD
Vinyl Chloride	ND	1.0	µg/L	1		SW-846 8260C	10/19/18	10/20/18 16:35	LBD
m+p Xylene	ND	2.0	µg/L	1		SW-846 8260C	10/19/18	10/20/18 16:35	LBD
o-Xylene	ND	1.0	µg/L	1		SW-846 8260C	10/19/18	10/20/18 16:35	LBD

Surrogates	% Recovery	Recovery Limits	Flag/Qual	
1,2-Dichloroethane-d4	101	70-130		10/20/18 16:35
Toluene-d8	101	70-130		10/20/18 16:35
4-Bromofluorobenzene	104	70-130		10/20/18 16:35

con-test® ANALYTICAL LABORATORY
39 Spruce Street * East Longmeadow, MA 01028 * FAX 413/525-6405 * TEL. 413/525-2332

Project Location: Wethersfield, CT | Sample Description: | Work Order: 18J0644

Date Received: 10/12/2018

Field Sample #: AP-1R | Sampled: 10/11/2018 09:15

Sample ID: 18J0644-03

Sample Matrix: Ground Water

Semivolatile Organic Compounds by GC/MS

Analyte	Results	RL	Units	Dilution	Flag/Qual	Method	Date Prepared	Date/Time Analyzed	Analyst
Acenaphthene (SIM)	ND	0.30	µg/L	1		SW-846 8270D	10/17/18	10/22/18 10:36	IMR
Acenaphthylene (SIM)	ND	0.20	µg/L	1		SW-846 8270D	10/17/18	10/22/18 10:36	IMR
Aniline	ND	5.0	µg/L	1	V-05, V-34	SW-846 8270D	10/17/18	10/20/18 13:08	BGL
Anthracene (SIM)	ND	0.20	µg/L	1		SW-846 8270D	10/17/18	10/22/18 10:36	IMR
Benzo(a)anthracene (SIM)	ND	0.050	µg/L	1		SW-846 8270D	10/17/18	10/22/18 10:36	IMR
Benzo(a)pyrene (SIM)	ND	0.10	µg/L	1		SW-846 8270D	10/17/18	10/22/18 10:36	IMR
Benzo(b)fluoranthene (SIM)	ND	0.050	µg/L	1		SW-846 8270D	10/17/18	10/22/18 10:36	IMR
Benzo(g,h,i)perylene (SIM)	ND	0.50	µg/L	1		SW-846 8270D	10/17/18	10/22/18 10:36	IMR
Benzo(k)fluoranthene (SIM)	ND	0.20	µg/L	1		SW-846 8270D	10/17/18	10/22/18 10:36	IMR
Bis(2-chloroethoxy)methane	ND	10	µg/L	1		SW-846 8270D	10/17/18	10/20/18 13:08	BGL
Bis(2-chloroethyl)ether	ND	10	µg/L	1	R-05	SW-846 8270D	10/17/18	10/20/18 13:08	BGL
Bis(2-chloroisopropyl)ether	ND	10	µg/L	1	R-05	SW-846 8270D	10/17/18	10/20/18 13:08	BGL
Bis(2-Ethylhexyl)phthalate	ND	2.0	µg/L	1		SW-846 8270D	10/17/18	10/20/18 13:08	BGL
4-Bromophenylphenylether	ND	10	µg/L	1		SW-846 8270D	10/17/18	10/20/18 13:08	BGL
Butylbenzylphthalate	ND	10	µg/L	1		SW-846 8270D	10/17/18	10/20/18 13:08	BGL
Carbazole	ND	10	µg/L	1		SW-846 8270D	10/17/18	10/20/18 13:08	BGL
4-Chloroaniline	ND	10	µg/L	1	V-34	SW-846 8270D	10/17/18	10/20/18 13:08	BGL
4-Chloro-3-methylphenol	ND	10	µg/L	1	R-05	SW-846 8270D	10/17/18	10/20/18 13:08	BGL
2-Chloronaphthalene	ND	10	µg/L	1		SW-846 8270D	10/17/18	10/20/18 13:08	BGL
2-Chlorophenol	ND	10	µg/L	1	R-05	SW-846 8270D	10/17/18	10/20/18 13:08	BGL
4-Chlorophenylphenylether	ND	10	µg/L	1		SW-846 8270D	10/17/18	10/20/18 13:08	BGL
Chrysene (SIM)	ND	0.20	µg/L	1		SW-846 8270D	10/17/18	10/22/18 10:36	IMR
Dibenz(a,h)anthracene (SIM)	ND	0.10	µg/L	1		SW-846 8270D	10/17/18	10/22/18 10:36	IMR
Dibenzofuran	ND	5.0	µg/L	1		SW-846 8270D	10/17/18	10/20/18 13:08	BGL
Di-n-butylphthalate	ND	10	µg/L	1		SW-846 8270D	10/17/18	10/20/18 13:08	BGL
3,3-Dichlorobenzidine	ND	10	µg/L	1	V-34	SW-846 8270D	10/17/18	10/20/18 13:08	BGL
2,4-Dichlorophenol	ND	10	µg/L	1		SW-846 8270D	10/17/18	10/20/18 13:08	BGL
Diethylphthalate	ND	10	µg/L	1		SW-846 8270D	10/17/18	10/20/18 13:08	BGL
2,4-Dimethylphenol	ND	10	µg/L	1	R-05	SW-846 8270D	10/17/18	10/20/18 13:08	BGL
Dimethylphthalate	ND	10	µg/L	1		SW-846 8270D	10/17/18	10/20/18 13:08	BGL
4,6-Dinitro-2-methylphenol	ND	10	µg/L	1		SW-846 8270D	10/17/18	10/20/18 13:08	BGL
2,4-Dinitrophenol	ND	10	µg/L	1	V-19	SW-846 8270D	10/17/18	10/20/18 13:08	BGL
2,4-Dinitrotoluene	ND	10	µg/L	1	R-05	SW-846 8270D	10/17/18	10/20/18 13:08	BGL
2,6-Dinitrotoluene	ND	10	µg/L	1		SW-846 8270D	10/17/18	10/20/18 13:08	BGL
Di-n-octylphthalate	ND	10	µg/L	1		SW-846 8270D	10/17/18	10/20/18 13:08	BGL
Fluoranthene (SIM)	ND	0.50	µg/L	1		SW-846 8270D	10/17/18	10/22/18 10:36	IMR
Fluorene (SIM)	ND	1.0	µg/L	1		SW-846 8270D	10/17/18	10/22/18 10:36	IMR
Hexachlorobenzene	ND	2.0	µg/L	1	RL-03	SW-846 8270D	10/17/18	10/20/18 13:08	BGL
Hexachlorobutadiene	ND	10	µg/L	1		SW-846 8270D	10/17/18	10/20/18 13:08	BGL
Hexachlorocyclopentadiene	ND	10	µg/L	1		SW-846 8270D	10/17/18	10/20/18 13:08	BGL
Hexachloroethane	ND	2.0	µg/L	1		SW-846 8270D	10/17/18	10/20/18 13:08	BGL
Indeno(1,2,3-cd)pyrene (SIM)	ND	0.10	µg/L	1		SW-846 8270D	10/17/18	10/22/18 10:36	IMR
Isophorone	ND	10	µg/L	1		SW-846 8270D	10/17/18	10/20/18 13:08	BGL
2-Methylnaphthalene (SIM)	ND	1.0	µg/L	1		SW-846 8270D	10/17/18	10/22/18 10:36	IMR

con-test® ANALYTICAL LABORATORY
39 Spruce Street * East Longmeadow, MA 01028 * FAX 413/525-6405 * TEL. 413/525-2332

Project Location: Wethersfield, CT | Sample Description: | Work Order: 18J0644

Date Received: 10/12/2018

Field Sample #: AP-1R | Sampled: 10/11/2018 09:15

Sample ID: 18J0644-03

Sample Matrix: Ground Water

Semivolatile Organic Compounds by GC/MS

Analyte	Results	RL	Units	Dilution	Flag/Qual	Method	Date Prepared	Date/Time Analyzed	Analyst
2-Methylphenol	ND	10	µg/L	1	R-05	SW-846 8270D	10/17/18	10/20/18 13:08	BGL
3/4-Methylphenol	ND	10	µg/L	1	R-05	SW-846 8270D	10/17/18	10/20/18 13:08	BGL
Naphthalene (SIM)	ND	1.0	µg/L	1		SW-846 8270D	10/17/18	10/22/18 10:36	IMR
2-Nitroaniline	ND	10	µg/L	1	R-05	SW-846 8270D	10/17/18	10/20/18 13:08	BGL
3-Nitroaniline	ND	10	µg/L	1	R-05, V-34	SW-846 8270D	10/17/18	10/20/18 13:08	BGL
4-Nitroaniline	ND	10	µg/L	1	R-05	SW-846 8270D	10/17/18	10/20/18 13:08	BGL
Nitrobenzene	ND	10	µg/L	1		SW-846 8270D	10/17/18	10/20/18 13:08	BGL
2-Nitrophenol	ND	10	µg/L	1		SW-846 8270D	10/17/18	10/20/18 13:08	BGL
4-Nitrophenol	ND	10	µg/L	1		SW-846 8270D	10/17/18	10/20/18 13:08	BGL
N-Nitrosodiphenylamine	ND	10	µg/L	1		SW-846 8270D	10/17/18	10/20/18 13:08	BGL
N-Nitrosodi-n-propylamine	ND	10	µg/L	1	R-05	SW-846 8270D	10/17/18	10/20/18 13:08	BGL
Pentachloronitrobenzene	ND	10	µg/L	1	V-16	SW-846 8270D	10/17/18	10/20/18 13:08	BGL
Pentachlorophenol	ND	10	µg/L	1	RL-03	SW-846 8270D	10/17/18	10/20/18 13:08	BGL
Phenanthrene (SIM)	ND	0.050	µg/L	1		SW-846 8270D	10/17/18	10/22/18 10:36	IMR
Phenol	ND	10	µg/L	1	R-05	SW-846 8270D	10/17/18	10/20/18 13:08	BGL
Pyrene (SIM)	ND	1.0	µg/L	1		SW-846 8270D	10/17/18	10/22/18 10:36	IMR
Pyridine	ND	5.0	µg/L	1		SW-846 8270D	10/17/18	10/20/18 13:08	BGL
1,2,4,5-Tetrachlorobenzene	ND	10	µg/L	1		SW-846 8270D	10/17/18	10/20/18 13:08	BGL
1,2,4-Trichlorobenzene	ND	5.0	µg/L	1		SW-846 8270D	10/17/18	10/20/18 13:08	BGL
2,4,5-Trichlorophenol	ND	10	µg/L	1		SW-846 8270D	10/17/18	10/20/18 13:08	BGL
2,4,6-Trichlorophenol	ND	10	µg/L	1		SW-846 8270D	10/17/18	10/20/18 13:08	BGL

Surrogates	% Recovery	Recovery Limits	Flag/Qual	
2-Fluorophenol	33.3	15-110		10/20/18 13:08
Phenol-d6	26.7	15-110		10/20/18 13:08
Nitrobenzene-d5	56.2	30-130		10/22/18 10:36
Nitrobenzene-d5	60.5	30-130		10/20/18 13:08
2-Fluorobiphenyl	51.8	30-130		10/22/18 10:36
2-Fluorobiphenyl	58.8	30-130		10/20/18 13:08
2,4,6-Tribromophenol	70.4	15-110		10/20/18 13:08
p-Terphenyl-d14	70.8	30-130		10/20/18 13:08
p-Terphenyl-d14	51.4	30-130		10/22/18 10:36

con-test® ANALYTICAL LABORATORY
39 Spruce Street * East Longmeadow, MA 01028 * FAX 413/525-6405 * TEL. 413/525-2332

Project Location: Wethersfield, CT | Sample Description: | Work Order: 18J0644

Date Received: 10/12/2018

Field Sample #: AP-1R | Sampled: 10/11/2018 09:15

Sample ID: 18J0644-03

Sample Matrix: Ground Water

Petroleum Hydrocarbons Analyses

Analyte	Results	RL	Units	Dilution	Flag/Qual	Method	Date Prepared	Date/Time Analyzed	Analyst
CT ETPH	0.38	0.085	mg/L	1		CTDEP ETPH	10/17/18	10/19/18 21:42	RMW

Surrogates	% Recovery	Recovery Limits	Flag/Qual				
2-Fluorobiphenyl	90.9	50-150				10/19/18 21:42	

con-test® ANALYTICAL LABORATORY
39 Spruce Street * East Longmeadow, MA 01028 * FAX 413/525-6405 * TEL. 413/525-2332

Project Location: Wethersfield, CT | Sample Description: | Work Order: 18J0644

Date Received: 10/12/2018

Field Sample #: AP-1R | Sampled: 10/11/2018 09:15

Sample ID: 18J0644-03

Sample Matrix: Ground Water

Metals Analyses (Total)

Analyte	Results	RL	Units	Dilution	Flag/Qual	Method	Date Prepared	Date/Time Analyzed	Analyst
Antimony	ND	5.0	µg/L	5		SW-846 6020B	10/15/18	10/16/18 16:57	MJH
Arsenic	ND	2.0	µg/L	5		SW-846 6020B	10/15/18	10/16/18 16:57	MJH
Barium	53	50	µg/L	5		SW-846 6020B	10/15/18	10/16/18 16:57	MJH
Beryllium	ND	2.0	µg/L	5		SW-846 6020B	10/15/18	10/16/18 16:57	MJH
Cadmium	ND	2.5	µg/L	5		SW-846 6020B	10/15/18	10/16/18 16:57	MJH
Chromium	ND	5.0	µg/L	5		SW-846 6020B	10/15/18	10/16/18 16:57	MJH
Copper	ND	25	µg/L	5		SW-846 6020B	10/15/18	10/16/18 16:57	MJH
Lead	ND	5.0	µg/L	5		SW-846 6020B	10/15/18	10/16/18 16:57	MJH
Mercury	ND	0.00010	mg/L	1		SW-846 7470A	10/18/18	10/19/18 12:46	EJB
Nickel	ND	25	µg/L	5		SW-846 6020B	10/15/18	10/16/18 16:57	MJH
Selenium	ND	25	µg/L	5		SW-846 6020B	10/15/18	10/16/18 16:57	MJH
Silver	ND	2.5	µg/L	5		SW-846 6020B	10/15/18	10/16/18 16:57	MJH
Thallium	ND	1.0	µg/L	5		SW-846 6020B	10/15/18	10/16/18 16:57	MJH
Vanadium	ND	25	µg/L	5		SW-846 6020B	10/15/18	10/16/18 16:57	MJH
Zinc	ND	50	µg/L	5		SW-846 6020B	10/15/18	10/16/18 16:57	MJH

con-test® ANALYTICAL LABORATORY
39 Spruce Street * East Longmeadow, MA 01028 * FAX 413/525-6405 * TEL. 413/525-2332

Project Location: Wethersfield, CT | Sample Description: | Work Order: 18J0644

Date Received: 10/12/2018

Field Sample #: AP-1R | Sampled: 10/11/2018 09:15

Sample ID: 18J0644-03

Sample Matrix: Ground Water

Conventional Chemistry Parameters by EPA/APHA/SW-846 Methods (Total)

Analyte	Results	RL	Units	Dilution	Flag/Qual	Method	Date Prepared	Date/Time Analyzed	Analyst
Alkalinity	320	1.0	mg/L	1		SM21-22 2320B	10/18/18	10/18/18 19:25	DJM
pH @17.6°C	6.9		pH Units	1	H-05	SM21-22 4500 H B	10/15/18	10/15/18 18:48	LED

con-test® ANALYTICAL LABORATORY
39 Spruce Street * East Longmeadow, MA 01028 * FAX 413/525-6405 * TEL. 413/525-2332

Project Location: Wethersfield, CT | Sample Description: | Work Order: 18J0644

Date Received: 10/12/2018

Field Sample #: AP-1R | Sampled: 10/11/2018 09:15

Sample ID: 18J0644-03

Sample Matrix: Ground Water

Miscellaneous Inorganic Analyses

Analyte	Results	RL	Units	Dilution	Flag/Qual	Method	Date Prepared	Date/Time Analyzed	Analyst
Carbon Dioxide	282		mg/L	1		SM 4500 CO2 C	10/19/18	10/22/18 12:53	LL

con-test® ANALYTICAL LABORATORY
39 Spruce Street * East Longmeadow, MA 01028 * FAX 413/525-6405 * TEL. 413/525-2332

Project Location: Wethersfield, CT | Sample Description: | Work Order: 18J0644

Date Received: 10/12/2018

Field Sample #: AP-13R-BR | Sampled: 10/11/2018 10:45

Sample ID: 18J0644-04

Sample Matrix: Ground Water

Volatile Organic Compounds by GC/MS

Analyte	Results	RL	Units	Dilution	Flag/Qual	Method	Date Prepared	Date/Time Analyzed	Analyst
Acetone	ND	10	µg/L	1		SW-846 8260C	10/19/18	10/20/18 18:07	LBD
Acrylonitrile	ND	2.0	µg/L	1		SW-846 8260C	10/19/18	10/20/18 18:07	LBD
Benzene	ND	0.50	µg/L	1		SW-846 8260C	10/19/18	10/20/18 18:07	LBD
Bromobenzene	ND	0.50	µg/L	1		SW-846 8260C	10/19/18	10/20/18 18:07	LBD
Bromodichloromethane	ND	0.50	µg/L	1		SW-846 8260C	10/19/18	10/20/18 18:07	LBD
Bromoform	ND	0.50	µg/L	1		SW-846 8260C	10/19/18	10/20/18 18:07	LBD
Bromomethane	ND	1.0	µg/L	1		SW-846 8260C	10/19/18	10/20/18 18:07	LBD
2-Butanone (MEK)	ND	5.0	µg/L	1		SW-846 8260C	10/19/18	10/20/18 18:07	LBD
n-Butylbenzene	ND	1.0	µg/L	1		SW-846 8260C	10/19/18	10/20/18 18:07	LBD
sec-Butylbenzene	ND	1.0	µg/L	1		SW-846 8260C	10/19/18	10/20/18 18:07	LBD
tert-Butylbenzene	ND	1.0	µg/L	1		SW-846 8260C	10/19/18	10/20/18 18:07	LBD
Carbon Disulfide	ND	5.0	µg/L	1		SW-846 8260C	10/19/18	10/20/18 18:07	LBD
Carbon Tetrachloride	ND	0.50	µg/L	1		SW-846 8260C	10/19/18	10/20/18 18:07	LBD
Chlorobenzene	ND	0.50	µg/L	1		SW-846 8260C	10/19/18	10/20/18 18:07	LBD
Chlorodibromomethane	ND	0.50	µg/L	1		SW-846 8260C	10/19/18	10/20/18 18:07	LBD
Chloroethane	ND	2.0	µg/L	1		SW-846 8260C	10/19/18	10/20/18 18:07	LBD
Chloroform	ND	0.50	µg/L	1		SW-846 8260C	10/19/18	10/20/18 18:07	LBD
Chloromethane	ND	0.60	µg/L	1		SW-846 8260C	10/19/18	10/20/18 18:07	LBD
2-Chlorotoluene	ND	0.50	µg/L	1		SW-846 8260C	10/19/18	10/20/18 18:07	LBD
4-Chlorotoluene	ND	0.50	µg/L	1		SW-846 8260C	10/19/18	10/20/18 18:07	LBD
1,2-Dibromo-3-chloropropane (DBCP)	ND	5.0	µg/L	1		SW-846 8260C	10/19/18	10/20/18 18:07	LBD
1,2-Dibromoethane (EDB)	ND	0.50	µg/L	1		SW-846 8260C	10/19/18	10/20/18 18:07	LBD
Dibromomethane	ND	0.50	µg/L	1		SW-846 8260C	10/19/18	10/20/18 18:07	LBD
1,2-Dichlorobenzene	ND	0.50	µg/L	1		SW-846 8260C	10/19/18	10/20/18 18:07	LBD
1,3-Dichlorobenzene	ND	0.50	µg/L	1		SW-846 8260C	10/19/18	10/20/18 18:07	LBD
1,4-Dichlorobenzene	ND	0.50	µg/L	1		SW-846 8260C	10/19/18	10/20/18 18:07	LBD
trans-1,4-Dichloro-2-butene	ND	2.0	µg/L	1		SW-846 8260C	10/19/18	10/20/18 18:07	LBD
Dichlorodifluoromethane (Freon 12)	ND	0.50	µg/L	1		SW-846 8260C	10/19/18	10/20/18 18:07	LBD
1,1-Dichloroethane	ND	0.50	µg/L	1		SW-846 8260C	10/19/18	10/20/18 18:07	LBD
1,2-Dichloroethane	ND	0.50	µg/L	1		SW-846 8260C	10/19/18	10/20/18 18:07	LBD
1,1-Dichloroethylene	ND	0.50	µg/L	1		SW-846 8260C	10/19/18	10/20/18 18:07	LBD
cis-1,2-Dichloroethylene	ND	0.50	µg/L	1		SW-846 8260C	10/19/18	10/20/18 18:07	LBD
trans-1,2-Dichloroethylene	ND	1.0	µg/L	1		SW-846 8260C	10/19/18	10/20/18 18:07	LBD
1,2-Dichloropropane	ND	0.50	µg/L	1		SW-846 8260C	10/19/18	10/20/18 18:07	LBD
1,3-Dichloropropane	ND	0.50	µg/L	1		SW-846 8260C	10/19/18	10/20/18 18:07	LBD
2,2-Dichloropropane	ND	0.50	µg/L	1	L-03, V-05	SW-846 8260C	10/19/18	10/20/18 18:07	LBD
1,1-Dichloropropene	ND	0.50	µg/L	1		SW-846 8260C	10/19/18	10/20/18 18:07	LBD
cis-1,3-Dichloropropene	ND	0.50	µg/L	1		SW-846 8260C	10/19/18	10/20/18 18:07	LBD
trans-1,3-Dichloropropene	ND	0.50	µg/L	1		SW-846 8260C	10/19/18	10/20/18 18:07	LBD
Ethylbenzene	ND	0.50	µg/L	1		SW-846 8260C	10/19/18	10/20/18 18:07	LBD
Hexachlorobutadiene	ND	1.0	µg/L	1		SW-846 8260C	10/19/18	10/20/18 18:07	LBD
2-Hexanone (MBK)	ND	5.0	µg/L	1		SW-846 8260C	10/19/18	10/20/18 18:07	LBD
Isopropylbenzene (Cumene)	ND	0.50	µg/L	1		SW-846 8260C	10/19/18	10/20/18 18:07	LBD
p-Isopropyltoluene (p-Cymene)	ND	0.50	µg/L	1		SW-846 8260C	10/19/18	10/20/18 18:07	LBD

con-test® ANALYTICAL LABORATORY
39 Spruce Street * East Longmeadow, MA 01028 * FAX 413/525-6405 * TEL. 413/525-2332

Project Location: Wethersfield, CT | Sample Description: | Work Order: 18J0644

Date Received: 10/12/2018

Field Sample #: AP-13R-BR | Sampled: 10/11/2018 10:45

Sample ID: 18J0644-04

Sample Matrix: Ground Water

Volatile Organic Compounds by GC/MS

Analyte	Results	RL	Units	Dilution	Flag/Qual	Method	Date Prepared	Date/Time Analyzed	Analyst
Methyl tert-Butyl Ether (MTBE)	ND	0.50	µg/L	1		SW-846 8260C	10/19/18	10/20/18 18:07	LBD
Methylene Chloride	ND	5.0	µg/L	1		SW-846 8260C	10/19/18	10/20/18 18:07	LBD
4-Methyl-2-pentanone (MIBK)	ND	5.0	µg/L	1		SW-846 8260C	10/19/18	10/20/18 18:07	LBD
Naphthalene	ND	2.0	µg/L	1		SW-846 8260C	10/19/18	10/20/18 18:07	LBD
n-Propylbenzene	ND	1.0	µg/L	1		SW-846 8260C	10/19/18	10/20/18 18:07	LBD
Styrene	ND	1.0	µg/L	1		SW-846 8260C	10/19/18	10/20/18 18:07	LBD
1,1,1,2-Tetrachloroethane	ND	0.50	µg/L	1		SW-846 8260C	10/19/18	10/20/18 18:07	LBD
1,1,2,2-Tetrachloroethane	ND	0.50	µg/L	1		SW-846 8260C	10/19/18	10/20/18 18:07	LBD
Tetrachloroethylene	ND	1.0	µg/L	1		SW-846 8260C	10/19/18	10/20/18 18:07	LBD
Tetrahydrofuran	ND	10	µg/L	1		SW-846 8260C	10/19/18	10/20/18 18:07	LBD
Toluene	ND	1.0	µg/L	1		SW-846 8260C	10/19/18	10/20/18 18:07	LBD
1,2,3-Trichlorobenzene	ND	5.0	µg/L	1		SW-846 8260C	10/19/18	10/20/18 18:07	LBD
1,2,4-Trichlorobenzene	ND	5.0	µg/L	1		SW-846 8260C	10/19/18	10/20/18 18:07	LBD
1,1,1-Trichloroethane	ND	0.50	µg/L	1		SW-846 8260C	10/19/18	10/20/18 18:07	LBD
1,1,2-Trichloroethane	ND	0.50	µg/L	1		SW-846 8260C	10/19/18	10/20/18 18:07	LBD
Trichloroethylene	ND	1.0	µg/L	1		SW-846 8260C	10/19/18	10/20/18 18:07	LBD
Trichlorofluoromethane (Freon 11)	ND	2.0	µg/L	1		SW-846 8260C	10/19/18	10/20/18 18:07	LBD
1,2,3-Trichloropropane	ND	0.50	µg/L	1		SW-846 8260C	10/19/18	10/20/18 18:07	LBD
1,1,2-Trichloro-1,2,2-trifluoroethane (Freon 113)	ND	0.50	µg/L	1		SW-846 8260C	10/19/18	10/20/18 18:07	LBD
1,2,4-Trimethylbenzene	ND	0.50	µg/L	1		SW-846 8260C	10/19/18	10/20/18 18:07	LBD
1,3,5-Trimethylbenzene	ND	0.50	µg/L	1		SW-846 8260C	10/19/18	10/20/18 18:07	LBD
Vinyl Chloride	ND	1.0	µg/L	1		SW-846 8260C	10/19/18	10/20/18 18:07	LBD
m+p Xylene	ND	2.0	µg/L	1		SW-846 8260C	10/19/18	10/20/18 18:07	LBD
o-Xylene	ND	1.0	µg/L	1		SW-846 8260C	10/19/18	10/20/18 18:07	LBD

Surrogates	% Recovery	Recovery Limits	Flag/Qual	
1,2-Dichloroethane-d4	103	70-130		10/20/18 18:07
Toluene-d8	99.9	70-130		10/20/18 18:07
4-Bromofluorobenzene	103	70-130		10/20/18 18:07

con-test® ANALYTICAL LABORATORY
39 Spruce Street * East Longmeadow, MA 01028 * FAX 413/525-6405 * TEL. 413/525-2332

Project Location: Wethersfield, CT | Sample Description: | Work Order: 18J0644

Date Received: 10/12/2018

Field Sample #: AP-13R-BR | Sampled: 10/11/2018 10:45

Sample ID: 18J0644-04

Sample Matrix: Ground Water

Semivolatile Organic Compounds by GC/MS

Analyte	Results	RL	Units	Dilution	Flag/Qual	Method	Date Prepared	Date/Time Analyzed	Analyst
Acenaphthene (SIM)	ND	0.33	µg/L	1		SW-846 8270D	10/17/18	10/22/18 11:04	IMR
Acenaphthylene (SIM)	ND	0.22	µg/L	1		SW-846 8270D	10/17/18	10/22/18 11:04	IMR
Aniline	ND	5.6	µg/L	1	V-05, V-34	SW-846 8270D	10/17/18	10/20/18 13:36	BGL
Anthracene (SIM)	ND	0.22	µg/L	1		SW-846 8270D	10/17/18	10/22/18 11:04	IMR
Benzo(a)anthracene (SIM)	ND	0.056	µg/L	1		SW-846 8270D	10/17/18	10/22/18 11:04	IMR
Benzo(a)pyrene (SIM)	ND	0.11	µg/L	1		SW-846 8270D	10/17/18	10/22/18 11:04	IMR
Benzo(b)fluoranthene (SIM)	ND	0.056	µg/L	1		SW-846 8270D	10/17/18	10/22/18 11:04	IMR
Benzo(g,h,i)perylene (SIM)	ND	0.56	µg/L	1		SW-846 8270D	10/17/18	10/22/18 11:04	IMR
Benzo(k)fluoranthene (SIM)	ND	0.22	µg/L	1		SW-846 8270D	10/17/18	10/22/18 11:04	IMR
Bis(2-chloroethoxy)methane	ND	11	µg/L	1		SW-846 8270D	10/17/18	10/20/18 13:36	BGL
Bis(2-chloroethyl)ether	ND	11	µg/L	1	R-05	SW-846 8270D	10/17/18	10/20/18 13:36	BGL
Bis(2-chloroisopropyl)ether	ND	11	µg/L	1	R-05	SW-846 8270D	10/17/18	10/20/18 13:36	BGL
Bis(2-Ethylhexyl)phthalate	ND	2.2	µg/L	1		SW-846 8270D	10/17/18	10/20/18 13:36	BGL
4-Bromophenylphenylether	ND	11	µg/L	1		SW-846 8270D	10/17/18	10/20/18 13:36	BGL
Butylbenzylphthalate	ND	11	µg/L	1		SW-846 8270D	10/17/18	10/20/18 13:36	BGL
Carbazole	ND	11	µg/L	1		SW-846 8270D	10/17/18	10/20/18 13:36	BGL
4-Chloroaniline	ND	11	µg/L	1	V-34	SW-846 8270D	10/17/18	10/20/18 13:36	BGL
4-Chloro-3-methylphenol	ND	11	µg/L	1	R-05	SW-846 8270D	10/17/18	10/20/18 13:36	BGL
2-Chloronaphthalene	ND	11	µg/L	1		SW-846 8270D	10/17/18	10/20/18 13:36	BGL
2-Chlorophenol	ND	11	µg/L	1	R-05	SW-846 8270D	10/17/18	10/20/18 13:36	BGL
4-Chlorophenylphenylether	ND	11	µg/L	1		SW-846 8270D	10/17/18	10/20/18 13:36	BGL
Chrysene (SIM)	ND	0.22	µg/L	1		SW-846 8270D	10/17/18	10/22/18 11:04	IMR
Dibenz(a,h)anthracene (SIM)	ND	0.11	µg/L	1		SW-846 8270D	10/17/18	10/22/18 11:04	IMR
Dibenzofuran	ND	5.6	µg/L	1		SW-846 8270D	10/17/18	10/20/18 13:36	BGL
Di-n-butylphthalate	ND	11	µg/L	1		SW-846 8270D	10/17/18	10/20/18 13:36	BGL
3,3-Dichlorobenzidine	ND	11	µg/L	1	V-34	SW-846 8270D	10/17/18	10/20/18 13:36	BGL
2,4-Dichlorophenol	ND	11	µg/L	1		SW-846 8270D	10/17/18	10/20/18 13:36	BGL
Diethylphthalate	ND	11	µg/L	1		SW-846 8270D	10/17/18	10/20/18 13:36	BGL
2,4-Dimethylphenol	ND	11	µg/L	1	R-05	SW-846 8270D	10/17/18	10/20/18 13:36	BGL
Dimethylphthalate	ND	11	µg/L	1		SW-846 8270D	10/17/18	10/20/18 13:36	BGL
4,6-Dinitro-2-methylphenol	ND	11	µg/L	1		SW-846 8270D	10/17/18	10/20/18 13:36	BGL
2,4-Dinitrophenol	ND	11	µg/L	1	V-19	SW-846 8270D	10/17/18	10/20/18 13:36	BGL
2,4-Dinitrotoluene	ND	11	µg/L	1	R-05	SW-846 8270D	10/17/18	10/20/18 13:36	BGL
2,6-Dinitrotoluene	ND	11	µg/L	1		SW-846 8270D	10/17/18	10/20/18 13:36	BGL
Di-n-octylphthalate	ND	11	µg/L	1		SW-846 8270D	10/17/18	10/20/18 13:36	BGL
Fluoranthene (SIM)	ND	0.56	µg/L	1		SW-846 8270D	10/17/18	10/22/18 11:04	IMR
Fluorene (SIM)	ND	1.1	µg/L	1		SW-846 8270D	10/17/18	10/22/18 11:04	IMR
Hexachlorobenzene	ND	2.2	µg/L	1	RL-03	SW-846 8270D	10/17/18	10/20/18 13:36	BGL
Hexachlorobutadiene	ND	11	µg/L	1		SW-846 8270D	10/17/18	10/20/18 13:36	BGL
Hexachlorocyclopentadiene	ND	11	µg/L	1		SW-846 8270D	10/17/18	10/20/18 13:36	BGL
Hexachloroethane	ND	2.2	µg/L	1		SW-846 8270D	10/17/18	10/20/18 13:36	BGL
Indeno(1,2,3-cd)pyrene (SIM)	ND	0.11	µg/L	1		SW-846 8270D	10/17/18	10/22/18 11:04	IMR
Isophorone	ND	11	µg/L	1		SW-846 8270D	10/17/18	10/20/18 13:36	BGL
2-Methylnaphthalene (SIM)	ND	1.1	µg/L	1		SW-846 8270D	10/17/18	10/22/18 11:04	IMR

con-test® ANALYTICAL LABORATORY
39 Spruce Street * East Longmeadow, MA 01028 * FAX 413/525-6405 * TEL. 413/525-2332

Project Location: Wethersfield, CT | Sample Description: | Work Order: 18J0644

Date Received: 10/12/2018

Field Sample #: AP-13R-BR | Sampled: 10/11/2018 10:45

Sample ID: 18J0644-04

Sample Matrix: Ground Water

Semivolatile Organic Compounds by GC/MS

Analyte	Results	RL	Units	Dilution	Flag/Qual	Method	Date Prepared	Date/Time Analyzed	Analyst
2-Methylphenol	ND	11	µg/L	1	R-05	SW-846 8270D	10/17/18	10/20/18 13:36	BGL
3/4-Methylphenol	ND	11	µg/L	1	R-05	SW-846 8270D	10/17/18	10/20/18 13:36	BGL
Naphthalene (SIM)	ND	1.1	µg/L	1		SW-846 8270D	10/17/18	10/22/18 11:04	IMR
2-Nitroaniline	ND	11	µg/L	1	R-05	SW-846 8270D	10/17/18	10/20/18 13:36	BGL
3-Nitroaniline	ND	11	µg/L	1	R-05, V-34	SW-846 8270D	10/17/18	10/20/18 13:36	BGL
4-Nitroaniline	ND	11	µg/L	1	R-05	SW-846 8270D	10/17/18	10/20/18 13:36	BGL
Nitrobenzene	ND	11	µg/L	1		SW-846 8270D	10/17/18	10/20/18 13:36	BGL
2-Nitrophenol	ND	11	µg/L	1		SW-846 8270D	10/17/18	10/20/18 13:36	BGL
4-Nitrophenol	ND	11	µg/L	1		SW-846 8270D	10/17/18	10/20/18 13:36	BGL
N-Nitrosodiphenylamine	ND	11	µg/L	1		SW-846 8270D	10/17/18	10/20/18 13:36	BGL
N-Nitrosodi-n-propylamine	ND	11	µg/L	1	R-05	SW-846 8270D	10/17/18	10/20/18 13:36	BGL
Pentachloronitrobenzene	ND	11	µg/L	1	V-16	SW-846 8270D	10/17/18	10/20/18 13:36	BGL
Pentachlorophenol	ND	11	µg/L	1	RL-03	SW-846 8270D	10/17/18	10/20/18 13:36	BGL
Phenanthrene (SIM)	ND	0.056	µg/L	1		SW-846 8270D	10/17/18	10/22/18 11:04	IMR
Phenol	ND	11	µg/L	1	R-05	SW-846 8270D	10/17/18	10/20/18 13:36	BGL
Pyrene (SIM)	ND	1.1	µg/L	1		SW-846 8270D	10/17/18	10/22/18 11:04	IMR
Pyridine	ND	5.6	µg/L	1		SW-846 8270D	10/17/18	10/20/18 13:36	BGL
1,2,4,5-Tetrachlorobenzene	ND	11	µg/L	1		SW-846 8270D	10/17/18	10/20/18 13:36	BGL
1,2,4-Trichlorobenzene	ND	5.6	µg/L	1		SW-846 8270D	10/17/18	10/20/18 13:36	BGL
2,4,5-Trichlorophenol	ND	11	µg/L	1		SW-846 8270D	10/17/18	10/20/18 13:36	BGL
2,4,6-Trichlorophenol	ND	11	µg/L	1		SW-846 8270D	10/17/18	10/20/18 13:36	BGL

Surrogates	% Recovery	Recovery Limits	Flag/Qual	
2-Fluorophenol	44.2	15-110		10/20/18 13:36
Phenol-d6	33.8	15-110		10/20/18 13:36
Nitrobenzene-d5	62.6	30-130		10/22/18 11:04
Nitrobenzene-d5	75.5	30-130		10/20/18 13:36
2-Fluorobiphenyl	67.8	30-130		10/20/18 13:36
2-Fluorobiphenyl	57.0	30-130		10/22/18 11:04
2,4,6-Tribromophenol	89.6	15-110		10/20/18 13:36
p-Terphenyl-d14	58.1	30-130		10/22/18 11:04
p-Terphenyl-d14	77.1	30-130		10/20/18 13:36

con-test® ANALYTICAL LABORATORY
39 Spruce Street * East Longmeadow, MA 01028 * FAX 413/525-6405 * TEL. 413/525-2332

Project Location: Wethersfield, CT | Sample Description: | Work Order: 18J0644

Date Received: 10/12/2018

Field Sample #: AP-13R-BR | Sampled: 10/11/2018 10:45

Sample ID: 18J0644-04

Sample Matrix: Ground Water

Petroleum Hydrocarbons Analyses

Analyte	Results	RL	Units	Dilution	Flag/Qual	Method	Date Prepared	Date/Time Analyzed	Analyst
CT ETPH	0.19	0.085	mg/L	1		CTDEP ETPH	10/17/18	10/19/18 21:24	RMW

Surrogates	% Recovery	Recovery Limits	Flag/Qual				
2-Fluorobiphenyl	87.3	50-150				10/19/18 21:24	

con-test® ANALYTICAL LABORATORY
39 Spruce Street * East Longmeadow, MA 01028 * FAX 413/525-6405 * TEL. 413/525-2332

Project Location: Wethersfield, CT | Sample Description: | Work Order: 18J0644

Date Received: 10/12/2018

Field Sample #: AP-13R-BR | Sampled: 10/11/2018 10:45

Sample ID: 18J0644-04

Sample Matrix: Ground Water

Metals Analyses (Total)

Analyte	Results	RL	Units	Dilution	Flag/Qual	Method	Date Prepared	Date/Time Analyzed	Analyst
Antimony	ND	5.0	µg/L	5		SW-846 6020B	10/15/18	10/16/18 17:08	MJH
Arsenic	ND	2.0	µg/L	5		SW-846 6020B	10/15/18	10/16/18 17:08	MJH
Barium	220	50	µg/L	5		SW-846 6020B	10/15/18	10/16/18 17:08	MJH
Beryllium	ND	2.0	µg/L	5		SW-846 6020B	10/15/18	10/17/18 14:50	MJH
Cadmium	ND	2.5	µg/L	5		SW-846 6020B	10/15/18	10/16/18 17:08	MJH
Chromium	ND	5.0	µg/L	5		SW-846 6020B	10/15/18	10/16/18 17:08	MJH
Copper	ND	25	µg/L	5		SW-846 6020B	10/15/18	10/16/18 17:08	MJH
Lead	ND	5.0	µg/L	5		SW-846 6020B	10/15/18	10/16/18 17:08	MJH
Mercury	ND	0.00010	mg/L	1		SW-846 7470A	10/18/18	10/19/18 12:48	EJB
Nickel	ND	25	µg/L	5		SW-846 6020B	10/15/18	10/16/18 17:08	MJH
Selenium	ND	25	µg/L	5		SW-846 6020B	10/15/18	10/16/18 17:08	MJH
Silver	ND	2.5	µg/L	5		SW-846 6020B	10/15/18	10/16/18 17:08	MJH
Thallium	ND	1.0	µg/L	5		SW-846 6020B	10/15/18	10/16/18 17:08	MJH
Vanadium	ND	25	µg/L	5		SW-846 6020B	10/15/18	10/16/18 17:08	MJH
Zinc	ND	50	µg/L	5		SW-846 6020B	10/15/18	10/16/18 17:08	MJH

con-test® ANALYTICAL LABORATORY
39 Spruce Street * East Longmeadow, MA 01028 * FAX 413/525-6405 * TEL. 413/525-2332

Project Location: Wethersfield, CT | Sample Description: | Work Order: 18J0644

Date Received: 10/12/2018

Field Sample #: AP-13R-BR | Sampled: 10/11/2018 10:45

Sample ID: 18J0644-04

Sample Matrix: Ground Water

Conventional Chemistry Parameters by EPA/APHA/SW-846 Methods (Total)

Analyte	Results	RL	Units	Dilution	Flag/Qual	Method	Date Prepared	Date/Time Analyzed	Analyst
Alkalinity	200	1.0	mg/L	1		SM21-22 2320B	10/18/18	10/18/18 19:25	DJM
pH @17.8°C	7.1		pH Units	1	H-05	SM21-22 4500 H B	10/16/18	10/16/18 17:00	LED

con-test® ANALYTICAL LABORATORY
39 Spruce Street * East Longmeadow, MA 01028 * FAX 413/525-6405 * TEL. 413/525-2332

Project Location: Wethersfield, CT | Sample Description: | Work Order: 18J0644

Date Received: 10/12/2018

Field Sample #: AP-13R-BR | Sampled: 10/11/2018 10:45

Sample ID: 18J0644-04

Sample Matrix: Ground Water

Miscellaneous Inorganic Analyses

Analyte	Results	RL	Units	Dilution	Flag/Qual	Method	Date Prepared	Date/Time Analyzed	Analyst
Carbon Dioxide	176		mg/L	1		SM 4500 CO2 C	10/19/18	10/22/18 12:53	LL

con-test® ANALYTICAL LABORATORY
39 Spruce Street * East Longmeadow, MA 01028 * FAX 413/525-6405 * TEL. 413/525-2332

Project Location: Wethersfield, CT | Sample Description: | Work Order: 18J0644

Date Received: 10/12/2018

Field Sample #: AP-15R-BR | Sampled: 10/11/2018 12:27

Sample ID: 18J0644-05

Sample Matrix: Ground Water

Volatile Organic Compounds by GC/MS

Analyte	Results	RL	Units	Dilution	Flag/Qual	Method	Date Prepared	Date/Time Analyzed	Analyst
Acetone	ND	10	µg/L	1		SW-846 8260C	10/19/18	10/20/18 18:37	LBD
Acrylonitrile	ND	2.0	µg/L	1		SW-846 8260C	10/19/18	10/20/18 18:37	LBD
Benzene	ND	0.50	µg/L	1		SW-846 8260C	10/19/18	10/20/18 18:37	LBD
Bromobenzene	ND	0.50	µg/L	1		SW-846 8260C	10/19/18	10/20/18 18:37	LBD
Bromodichloromethane	ND	0.50	µg/L	1		SW-846 8260C	10/19/18	10/20/18 18:37	LBD
Bromoform	ND	0.50	µg/L	1		SW-846 8260C	10/19/18	10/20/18 18:37	LBD
Bromomethane	ND	1.0	µg/L	1		SW-846 8260C	10/19/18	10/20/18 18:37	LBD
2-Butanone (MEK)	ND	5.0	µg/L	1		SW-846 8260C	10/19/18	10/20/18 18:37	LBD
n-Butylbenzene	ND	1.0	µg/L	1		SW-846 8260C	10/19/18	10/20/18 18:37	LBD
sec-Butylbenzene	ND	1.0	µg/L	1		SW-846 8260C	10/19/18	10/20/18 18:37	LBD
tert-Butylbenzene	ND	1.0	µg/L	1		SW-846 8260C	10/19/18	10/20/18 18:37	LBD
Carbon Disulfide	ND	5.0	µg/L	1		SW-846 8260C	10/19/18	10/20/18 18:37	LBD
Carbon Tetrachloride	ND	0.50	µg/L	1		SW-846 8260C	10/19/18	10/20/18 18:37	LBD
Chlorobenzene	ND	0.50	µg/L	1		SW-846 8260C	10/19/18	10/20/18 18:37	LBD
Chlorodibromomethane	ND	0.50	µg/L	1		SW-846 8260C	10/19/18	10/20/18 18:37	LBD
Chloroethane	ND	2.0	µg/L	1		SW-846 8260C	10/19/18	10/20/18 18:37	LBD
Chloroform	ND	0.50	µg/L	1		SW-846 8260C	10/19/18	10/20/18 18:37	LBD
Chloromethane	ND	0.60	µg/L	1		SW-846 8260C	10/19/18	10/20/18 18:37	LBD
2-Chlorotoluene	ND	0.50	µg/L	1		SW-846 8260C	10/19/18	10/20/18 18:37	LBD
4-Chlorotoluene	ND	0.50	µg/L	1		SW-846 8260C	10/19/18	10/20/18 18:37	LBD
1,2-Dibromo-3-chloropropane (DBCP)	ND	5.0	µg/L	1		SW-846 8260C	10/19/18	10/20/18 18:37	LBD
1,2-Dibromoethane (EDB)	ND	0.50	µg/L	1		SW-846 8260C	10/19/18	10/20/18 18:37	LBD
Dibromomethane	ND	0.50	µg/L	1		SW-846 8260C	10/19/18	10/20/18 18:37	LBD
1,2-Dichlorobenzene	ND	0.50	µg/L	1		SW-846 8260C	10/19/18	10/20/18 18:37	LBD
1,3-Dichlorobenzene	ND	0.50	µg/L	1		SW-846 8260C	10/19/18	10/20/18 18:37	LBD
1,4-Dichlorobenzene	ND	0.50	µg/L	1		SW-846 8260C	10/19/18	10/20/18 18:37	LBD
trans-1,4-Dichloro-2-butene	ND	2.0	µg/L	1		SW-846 8260C	10/19/18	10/20/18 18:37	LBD
Dichlorodifluoromethane (Freon 12)	ND	0.50	µg/L	1		SW-846 8260C	10/19/18	10/20/18 18:37	LBD
1,1-Dichloroethane	ND	0.50	µg/L	1		SW-846 8260C	10/19/18	10/20/18 18:37	LBD
1,2-Dichloroethane	ND	0.50	µg/L	1		SW-846 8260C	10/19/18	10/20/18 18:37	LBD
1,1-Dichloroethylene	ND	0.50	µg/L	1		SW-846 8260C	10/19/18	10/20/18 18:37	LBD
cis-1,2-Dichloroethylene	ND	0.50	µg/L	1		SW-846 8260C	10/19/18	10/20/18 18:37	LBD
trans-1,2-Dichloroethylene	ND	1.0	µg/L	1		SW-846 8260C	10/19/18	10/20/18 18:37	LBD
1,2-Dichloropropane	ND	0.50	µg/L	1		SW-846 8260C	10/19/18	10/20/18 18:37	LBD
1,3-Dichloropropane	ND	0.50	µg/L	1		SW-846 8260C	10/19/18	10/20/18 18:37	LBD
2,2-Dichloropropane	ND	0.50	µg/L	1	L-03, V-05	SW-846 8260C	10/19/18	10/20/18 18:37	LBD
1,1-Dichloropropene	ND	0.50	µg/L	1		SW-846 8260C	10/19/18	10/20/18 18:37	LBD
cis-1,3-Dichloropropene	ND	0.50	µg/L	1		SW-846 8260C	10/19/18	10/20/18 18:37	LBD
trans-1,3-Dichloropropene	ND	0.50	µg/L	1		SW-846 8260C	10/19/18	10/20/18 18:37	LBD
Ethylbenzene	ND	0.50	µg/L	1		SW-846 8260C	10/19/18	10/20/18 18:37	LBD
Hexachlorobutadiene	ND	1.0	µg/L	1		SW-846 8260C	10/19/18	10/20/18 18:37	LBD
2-Hexanone (MBK)	ND	5.0	µg/L	1		SW-846 8260C	10/19/18	10/20/18 18:37	LBD
Isopropylbenzene (Cumene)	ND	0.50	µg/L	1		SW-846 8260C	10/19/18	10/20/18 18:37	LBD
p-Isopropyltoluene (p-Cymene)	ND	0.50	µg/L	1		SW-846 8260C	10/19/18	10/20/18 18:37	LBD

con-test® ANALYTICAL LABORATORY
39 Spruce Street * East Longmeadow, MA 01028 * FAX 413/525-6405 * TEL. 413/525-2332

Project Location: Wethersfield, CT | Sample Description: | Work Order: 18J0644

Date Received: 10/12/2018

Field Sample #: AP-15R-BR | Sampled: 10/11/2018 12:27

Sample ID: 18J0644-05

Sample Matrix: Ground Water

Volatile Organic Compounds by GC/MS

Analyte	Results	RL	Units	Dilution	Flag/Qual	Method	Date Prepared	Date/Time Analyzed	Analyst
Methyl tert-Butyl Ether (MTBE)	ND	0.50	µg/L	1		SW-846 8260C	10/19/18	10/20/18 18:37	LBD
Methylene Chloride	ND	5.0	µg/L	1		SW-846 8260C	10/19/18	10/20/18 18:37	LBD
4-Methyl-2-pentanone (MIBK)	ND	5.0	µg/L	1		SW-846 8260C	10/19/18	10/20/18 18:37	LBD
Naphthalene	ND	2.0	µg/L	1		SW-846 8260C	10/19/18	10/20/18 18:37	LBD
n-Propylbenzene	ND	1.0	µg/L	1		SW-846 8260C	10/19/18	10/20/18 18:37	LBD
Styrene	ND	1.0	µg/L	1		SW-846 8260C	10/19/18	10/20/18 18:37	LBD
1,1,1,2-Tetrachloroethane	ND	0.50	µg/L	1		SW-846 8260C	10/19/18	10/20/18 18:37	LBD
1,1,2,2-Tetrachloroethane	ND	0.50	µg/L	1		SW-846 8260C	10/19/18	10/20/18 18:37	LBD
Tetrachloroethylene	ND	1.0	µg/L	1		SW-846 8260C	10/19/18	10/20/18 18:37	LBD
Tetrahydrofuran	ND	10	µg/L	1		SW-846 8260C	10/19/18	10/20/18 18:37	LBD
Toluene	ND	1.0	µg/L	1		SW-846 8260C	10/19/18	10/20/18 18:37	LBD
1,2,3-Trichlorobenzene	ND	5.0	µg/L	1		SW-846 8260C	10/19/18	10/20/18 18:37	LBD
1,2,4-Trichlorobenzene	ND	5.0	µg/L	1		SW-846 8260C	10/19/18	10/20/18 18:37	LBD
1,1,1-Trichloroethane	ND	0.50	µg/L	1		SW-846 8260C	10/19/18	10/20/18 18:37	LBD
1,1,2-Trichloroethane	ND	0.50	µg/L	1		SW-846 8260C	10/19/18	10/20/18 18:37	LBD
Trichloroethylene	ND	1.0	µg/L	1		SW-846 8260C	10/19/18	10/20/18 18:37	LBD
Trichlorofluoromethane (Freon 11)	ND	2.0	µg/L	1		SW-846 8260C	10/19/18	10/20/18 18:37	LBD
1,2,3-Trichloropropane	ND	0.50	µg/L	1		SW-846 8260C	10/19/18	10/20/18 18:37	LBD
1,1,2-Trichloro-1,2,2-trifluoroethane (Freon 113)	ND	0.50	µg/L	1		SW-846 8260C	10/19/18	10/20/18 18:37	LBD
1,2,4-Trimethylbenzene	ND	0.50	µg/L	1		SW-846 8260C	10/19/18	10/20/18 18:37	LBD
1,3,5-Trimethylbenzene	ND	0.50	µg/L	1		SW-846 8260C	10/19/18	10/20/18 18:37	LBD
Vinyl Chloride	ND	1.0	µg/L	1		SW-846 8260C	10/19/18	10/20/18 18:37	LBD
m+p Xylene	ND	2.0	µg/L	1		SW-846 8260C	10/19/18	10/20/18 18:37	LBD
o-Xylene	ND	1.0	µg/L	1		SW-846 8260C	10/19/18	10/20/18 18:37	LBD

Surrogates	% Recovery	Recovery Limits	Flag/Qual	
1,2-Dichloroethane-d4	100	70-130		10/20/18 18:37
Toluene-d8	99.4	70-130		10/20/18 18:37
4-Bromofluorobenzene	105	70-130		10/20/18 18:37

con-test® ANALYTICAL LABORATORY
39 Spruce Street * East Longmeadow, MA 01028 * FAX 413/525-6405 * TEL. 413/525-2332

Project Location: Wethersfield, CT | Sample Description: | Work Order: 18J0644

Date Received: 10/12/2018

Field Sample #: AP-15R-BR | Sampled: 10/11/2018 12:27

Sample ID: 18J0644-05

Sample Matrix: Ground Water

Semivolatile Organic Compounds by GC/MS

Analyte	Results	RL	Units	Dilution	Flag/Qual	Method	Date Prepared	Date/Time Analyzed	Analyst
Acenaphthene (SIM)	ND	0.30	µg/L	1		SW-846 8270D	10/17/18	10/22/18 12:01	IMR
Acenaphthylene (SIM)	ND	0.20	µg/L	1		SW-846 8270D	10/17/18	10/22/18 12:01	IMR
Aniline	6.8	5.0	µg/L	1	V-05, V-34	SW-846 8270D	10/17/18	10/20/18 14:04	BGL
Anthracene (SIM)	ND	0.20	µg/L	1		SW-846 8270D	10/17/18	10/22/18 12:01	IMR
Benzo(a)anthracene (SIM)	ND	0.050	µg/L	1		SW-846 8270D	10/17/18	10/22/18 12:01	IMR
Benzo(a)pyrene (SIM)	ND	0.10	µg/L	1		SW-846 8270D	10/17/18	10/22/18 12:01	IMR
Benzo(b)fluoranthene (SIM)	ND	0.050	µg/L	1		SW-846 8270D	10/17/18	10/22/18 12:01	IMR
Benzo(g,h,i)perylene (SIM)	ND	0.50	µg/L	1		SW-846 8270D	10/17/18	10/22/18 12:01	IMR
Benzo(k)fluoranthene (SIM)	ND	0.20	µg/L	1		SW-846 8270D	10/17/18	10/22/18 12:01	IMR
Bis(2-chloroethoxy)methane	ND	10	µg/L	1		SW-846 8270D	10/17/18	10/20/18 14:04	BGL
Bis(2-chloroethyl)ether	ND	10	µg/L	1	R-05	SW-846 8270D	10/17/18	10/20/18 14:04	BGL
Bis(2-chloroisopropyl)ether	ND	10	µg/L	1	R-05	SW-846 8270D	10/17/18	10/20/18 14:04	BGL
Bis(2-Ethylhexyl)phthalate	ND	2.0	µg/L	1		SW-846 8270D	10/17/18	10/20/18 14:04	BGL
4-Bromophenylphenylether	ND	10	µg/L	1		SW-846 8270D	10/17/18	10/20/18 14:04	BGL
Butylbenzylphthalate	ND	10	µg/L	1		SW-846 8270D	10/17/18	10/20/18 14:04	BGL
Carbazole	ND	10	µg/L	1		SW-846 8270D	10/17/18	10/20/18 14:04	BGL
4-Chloroaniline	ND	10	µg/L	1	V-34	SW-846 8270D	10/17/18	10/20/18 14:04	BGL
4-Chloro-3-methylphenol	ND	10	µg/L	1	R-05	SW-846 8270D	10/17/18	10/20/18 14:04	BGL
2-Chloronaphthalene	ND	10	µg/L	1		SW-846 8270D	10/17/18	10/20/18 14:04	BGL
2-Chlorophenol	ND	10	µg/L	1	R-05	SW-846 8270D	10/17/18	10/20/18 14:04	BGL
4-Chlorophenylphenylether	ND	10	µg/L	1		SW-846 8270D	10/17/18	10/20/18 14:04	BGL
Chrysene (SIM)	ND	0.20	µg/L	1		SW-846 8270D	10/17/18	10/22/18 12:01	IMR
Dibenz(a,h)anthracene (SIM)	ND	0.10	µg/L	1		SW-846 8270D	10/17/18	10/22/18 12:01	IMR
Dibenzofuran	ND	5.0	µg/L	1		SW-846 8270D	10/17/18	10/20/18 14:04	BGL
Di-n-butylphthalate	ND	10	µg/L	1		SW-846 8270D	10/17/18	10/20/18 14:04	BGL
3,3-Dichlorobenzidine	ND	10	µg/L	1	V-34	SW-846 8270D	10/17/18	10/20/18 14:04	BGL
2,4-Dichlorophenol	ND	10	µg/L	1		SW-846 8270D	10/17/18	10/20/18 14:04	BGL
Diethylphthalate	ND	10	µg/L	1		SW-846 8270D	10/17/18	10/20/18 14:04	BGL
2,4-Dimethylphenol	ND	10	µg/L	1	R-05	SW-846 8270D	10/17/18	10/20/18 14:04	BGL
Dimethylphthalate	ND	10	µg/L	1		SW-846 8270D	10/17/18	10/20/18 14:04	BGL
4,6-Dinitro-2-methylphenol	ND	10	µg/L	1		SW-846 8270D	10/17/18	10/20/18 14:04	BGL
2,4-Dinitrophenol	ND	10	µg/L	1	V-19	SW-846 8270D	10/17/18	10/20/18 14:04	BGL
2,4-Dinitrotoluene	ND	10	µg/L	1	R-05	SW-846 8270D	10/17/18	10/20/18 14:04	BGL
2,6-Dinitrotoluene	ND	10	µg/L	1		SW-846 8270D	10/17/18	10/20/18 14:04	BGL
Di-n-octylphthalate	ND	10	µg/L	1		SW-846 8270D	10/17/18	10/20/18 14:04	BGL
Fluoranthene (SIM)	ND	0.50	µg/L	1		SW-846 8270D	10/17/18	10/22/18 12:01	IMR
Fluorene (SIM)	ND	1.0	µg/L	1		SW-846 8270D	10/17/18	10/22/18 12:01	IMR
Hexachlorobenzene	ND	2.0	µg/L	1	RL-03	SW-846 8270D	10/17/18	10/20/18 14:04	BGL
Hexachlorobutadiene	ND	10	µg/L	1		SW-846 8270D	10/17/18	10/20/18 14:04	BGL
Hexachlorocyclopentadiene	ND	10	µg/L	1		SW-846 8270D	10/17/18	10/20/18 14:04	BGL
Hexachloroethane	ND	2.0	µg/L	1		SW-846 8270D	10/17/18	10/20/18 14:04	BGL
Indeno(1,2,3-cd)pyrene (SIM)	ND	0.10	µg/L	1		SW-846 8270D	10/17/18	10/22/18 12:01	IMR
Isophorone	ND	10	µg/L	1		SW-846 8270D	10/17/18	10/20/18 14:04	BGL
2-Methylnaphthalene (SIM)	ND	1.0	µg/L	1		SW-846 8270D	10/17/18	10/22/18 12:01	IMR

con-test® ANALYTICAL LABORATORY
39 Spruce Street * East Longmeadow, MA 01028 * FAX 413/525-6405 * TEL. 413/525-2332

Project Location: Wethersfield, CT | Sample Description: | Work Order: 18J0644

Date Received: 10/12/2018

Field Sample #: AP-15R-BR | Sampled: 10/11/2018 12:27

Sample ID: 18J0644-05

Sample Matrix: Ground Water

Semivolatile Organic Compounds by GC/MS

Analyte	Results	RL	Units	Dilution	Flag/Qual	Method	Date Prepared	Date/Time Analyzed	Analyst
2-Methylphenol	ND	10	µg/L	1	R-05	SW-846 8270D	10/17/18	10/20/18 14:04	BGL
3/4-Methylphenol	ND	10	µg/L	1	R-05	SW-846 8270D	10/17/18	10/20/18 14:04	BGL
Naphthalene (SIM)	ND	1.0	µg/L	1		SW-846 8270D	10/17/18	10/22/18 12:01	IMR
2-Nitroaniline	ND	10	µg/L	1	R-05	SW-846 8270D	10/17/18	10/20/18 14:04	BGL
3-Nitroaniline	ND	10	µg/L	1	R-05, V-34	SW-846 8270D	10/17/18	10/20/18 14:04	BGL
4-Nitroaniline	ND	10	µg/L	1	R-05	SW-846 8270D	10/17/18	10/20/18 14:04	BGL
Nitrobenzene	ND	10	µg/L	1		SW-846 8270D	10/17/18	10/20/18 14:04	BGL
2-Nitrophenol	ND	10	µg/L	1		SW-846 8270D	10/17/18	10/20/18 14:04	BGL
4-Nitrophenol	ND	10	µg/L	1		SW-846 8270D	10/17/18	10/20/18 14:04	BGL
N-Nitrosodiphenylamine	ND	10	µg/L	1		SW-846 8270D	10/17/18	10/20/18 14:04	BGL
N-Nitrosodi-n-propylamine	ND	10	µg/L	1	R-05	SW-846 8270D	10/17/18	10/20/18 14:04	BGL
Pentachloronitrobenzene	ND	10	µg/L	1	V-16	SW-846 8270D	10/17/18	10/20/18 14:04	BGL
Pentachlorophenol	ND	10	µg/L	1	RL-03	SW-846 8270D	10/17/18	10/20/18 14:04	BGL
Phenanthrene (SIM)	ND	0.050	µg/L	1		SW-846 8270D	10/17/18	10/22/18 12:01	IMR
Phenol	ND	10	µg/L	1	R-05	SW-846 8270D	10/17/18	10/20/18 14:04	BGL
Pyrene (SIM)	ND	1.0	µg/L	1		SW-846 8270D	10/17/18	10/22/18 12:01	IMR
Pyridine	ND	5.0	µg/L	1		SW-846 8270D	10/17/18	10/20/18 14:04	BGL
1,2,4,5-Tetrachlorobenzene	ND	10	µg/L	1		SW-846 8270D	10/17/18	10/20/18 14:04	BGL
1,2,4-Trichlorobenzene	ND	5.0	µg/L	1		SW-846 8270D	10/17/18	10/20/18 14:04	BGL
2,4,5-Trichlorophenol	ND	10	µg/L	1		SW-846 8270D	10/17/18	10/20/18 14:04	BGL
2,4,6-Trichlorophenol	ND	10	µg/L	1		SW-846 8270D	10/17/18	10/20/18 14:04	BGL

Surrogates	% Recovery	Recovery Limits	Flag/Qual	
2-Fluorophenol	47.0	15-110		10/20/18 14:04
Phenol-d6	34.3	15-110		10/20/18 14:04
Nitrobenzene-d5	66.7	30-130		10/22/18 12:01
Nitrobenzene-d5	78.5	30-130		10/20/18 14:04
2-Fluorobiphenyl	71.2	30-130		10/20/18 14:04
2-Fluorobiphenyl	58.5	30-130		10/22/18 12:01
2,4,6-Tribromophenol	85.2	15-110		10/20/18 14:04
p-Terphenyl-d14	80.3	30-130		10/20/18 14:04
p-Terphenyl-d14	58.8	30-130		10/22/18 12:01

con-test® ANALYTICAL LABORATORY
39 Spruce Street * East Longmeadow, MA 01028 * FAX 413/525-6405 * TEL. 413/525-2332

Project Location: Wethersfield, CT | Sample Description: | Work Order: 18J0644

Date Received: 10/12/2018

Field Sample #: AP-15R-BR | Sampled: 10/11/2018 12:27

Sample ID: 18J0644-05

Sample Matrix: Ground Water

Petroleum Hydrocarbons Analyses

Analyte	Results	RL	Units	Dilution	Flag/Qual	Method	Date Prepared	Date/Time Analyzed	Analyst
CT ETPH	0.15	0.083	mg/L	1		CTDEP ETPH	10/17/18	10/19/18 21:42	RMW

Surrogates	% Recovery	Recovery Limits	Flag/Qual				
2-Fluorobiphenyl	84.9	50-150				10/19/18 21:42	

con-test® ANALYTICAL LABORATORY
39 Spruce Street * East Longmeadow, MA 01028 * FAX 413/525-6405 * TEL. 413/525-2332

Project Location: Wethersfield, CT | Sample Description: | Work Order: 18J0644

Date Received: 10/12/2018

Field Sample #: AP-15R-BR | Sampled: 10/11/2018 12:27

Sample ID: 18J0644-05

Sample Matrix: Ground Water

Metals Analyses (Total)

Analyte	Results	RL	Units	Dilution	Flag/Qual	Method	Date Prepared	Date/Time Analyzed	Analyst
Antimony	ND	5.0	µg/L	5		SW-846 6020B	10/15/18	10/16/18 17:11	MJH
Arsenic	7.4	2.0	µg/L	5		SW-846 6020B	10/15/18	10/16/18 17:11	MJH
Barium	170	50	µg/L	5		SW-846 6020B	10/15/18	10/16/18 17:11	MJH
Beryllium	ND	2.0	µg/L	5		SW-846 6020B	10/15/18	10/17/18 14:53	MJH
Cadmium	ND	2.5	µg/L	5		SW-846 6020B	10/15/18	10/16/18 17:11	MJH
Chromium	11	5.0	µg/L	5		SW-846 6020B	10/15/18	10/16/18 17:11	MJH
Copper	ND	25	µg/L	5		SW-846 6020B	10/15/18	10/16/18 17:11	MJH
Lead	ND	5.0	µg/L	5		SW-846 6020B	10/15/18	10/16/18 17:11	MJH
Mercury	ND	0.00010	mg/L	1		SW-846 7470A	10/18/18	10/19/18 12:50	EJB
Nickel	ND	25	µg/L	5		SW-846 6020B	10/15/18	10/16/18 17:11	MJH
Selenium	ND	25	µg/L	5		SW-846 6020B	10/15/18	10/16/18 17:11	MJH
Silver	ND	2.5	µg/L	5		SW-846 6020B	10/15/18	10/16/18 17:11	MJH
Thallium	ND	1.0	µg/L	5		SW-846 6020B	10/15/18	10/16/18 17:11	MJH
Vanadium	ND	25	µg/L	5		SW-846 6020B	10/15/18	10/16/18 17:11	MJH
Zinc	210	50	µg/L	5		SW-846 6020B	10/15/18	10/16/18 17:11	MJH

con-test® ANALYTICAL LABORATORY
39 Spruce Street * East Longmeadow, MA 01028 * FAX 413/525-6405 * TEL. 413/525-2332

Project Location: Wethersfield, CT | Sample Description: | Work Order: 18J0644

Date Received: 10/12/2018

Field Sample #: AP-15R-BR | Sampled: 10/11/2018 12:27

Sample ID: 18J0644-05

Sample Matrix: Ground Water

Conventional Chemistry Parameters by EPA/APHA/SW-846 Methods (Total)

Analyte	Results	RL	Units	Dilution	Flag/Qual	Method	Date Prepared	Date/Time Analyzed	Analyst
Alkalinity	140	1.0	mg/L	1		SM21-22 2320B	10/18/18	10/18/18 19:25	DJM
pH @18.5°C	7.1		pH Units	1	H-05	SM21-22 4500 H B	10/16/18	10/16/18 17:00	LED

con-test® ANALYTICAL LABORATORY
39 Spruce Street * East Longmeadow, MA 01028 * FAX 413/525-6405 * TEL. 413/525-2332

Project Location: Wethersfield, CT | Sample Description: | Work Order: 18J0644

Date Received: 10/12/2018

Field Sample #: AP-15R-BR | Sampled: 10/11/2018 12:27

Sample ID: 18J0644-05

Sample Matrix: Ground Water

Miscellaneous Inorganic Analyses

Analyte	Results	RL	Units	Dilution	Flag/Qual	Method	Date Prepared	Date/Time Analyzed	Analyst
Carbon Dioxide	123		mg/L	1		SM 4500 CO2 C	10/19/18	10/22/18 12:53	LL

con-test® ANALYTICAL LABORATORY
39 Spruce Street * East Longmeadow, MA 01028 * FAX 413/525-6405 * TEL. 413/525-2332

Project Location: Wethersfield, CT | Sample Description: | Work Order: 18J0644

Date Received: 10/12/2018

Field Sample #: TB101118 | Sampled: 10/11/2018 12:40

Sample ID: 18J0644-06

Sample Matrix: Trip Blank Water

Volatile Organic Compounds by GC/MS

Analyte	Results	RL	Units	Dilution	Flag/Qual	Method	Date Prepared	Date/Time Analyzed	Analyst
Acetone	ND	10	µg/L	1		SW-846 8260C	10/19/18	10/20/18 14:02	LBD
Acrylonitrile	ND	2.0	µg/L	1		SW-846 8260C	10/19/18	10/20/18 14:02	LBD
Benzene	ND	0.50	µg/L	1		SW-846 8260C	10/19/18	10/20/18 14:02	LBD
Bromobenzene	ND	0.50	µg/L	1		SW-846 8260C	10/19/18	10/20/18 14:02	LBD
Bromodichloromethane	ND	0.50	µg/L	1		SW-846 8260C	10/19/18	10/20/18 14:02	LBD
Bromoform	ND	0.50	µg/L	1		SW-846 8260C	10/19/18	10/20/18 14:02	LBD
Bromomethane	ND	1.0	µg/L	1		SW-846 8260C	10/19/18	10/20/18 14:02	LBD
2-Butanone (MEK)	ND	5.0	µg/L	1		SW-846 8260C	10/19/18	10/20/18 14:02	LBD
n-Butylbenzene	ND	1.0	µg/L	1		SW-846 8260C	10/19/18	10/20/18 14:02	LBD
sec-Butylbenzene	ND	1.0	µg/L	1		SW-846 8260C	10/19/18	10/20/18 14:02	LBD
tert-Butylbenzene	ND	1.0	µg/L	1		SW-846 8260C	10/19/18	10/20/18 14:02	LBD
Carbon Disulfide	ND	5.0	µg/L	1		SW-846 8260C	10/19/18	10/20/18 14:02	LBD
Carbon Tetrachloride	ND	0.50	µg/L	1		SW-846 8260C	10/19/18	10/20/18 14:02	LBD
Chlorobenzene	ND	0.50	µg/L	1		SW-846 8260C	10/19/18	10/20/18 14:02	LBD
Chlorodibromomethane	ND	0.50	µg/L	1		SW-846 8260C	10/19/18	10/20/18 14:02	LBD
Chloroethane	ND	2.0	µg/L	1		SW-846 8260C	10/19/18	10/20/18 14:02	LBD
Chloroform	ND	0.50	µg/L	1		SW-846 8260C	10/19/18	10/20/18 14:02	LBD
Chloromethane	ND	0.60	µg/L	1		SW-846 8260C	10/19/18	10/20/18 14:02	LBD
2-Chlorotoluene	ND	0.50	µg/L	1		SW-846 8260C	10/19/18	10/20/18 14:02	LBD
4-Chlorotoluene	ND	0.50	µg/L	1		SW-846 8260C	10/19/18	10/20/18 14:02	LBD
1,2-Dibromo-3-chloropropane (DBCP)	ND	5.0	µg/L	1		SW-846 8260C	10/19/18	10/20/18 14:02	LBD
1,2-Dibromoethane (EDB)	ND	0.50	µg/L	1		SW-846 8260C	10/19/18	10/20/18 14:02	LBD
Dibromomethane	ND	0.50	µg/L	1		SW-846 8260C	10/19/18	10/20/18 14:02	LBD
1,2-Dichlorobenzene	ND	0.50	µg/L	1		SW-846 8260C	10/19/18	10/20/18 14:02	LBD
1,3-Dichlorobenzene	ND	0.50	µg/L	1		SW-846 8260C	10/19/18	10/20/18 14:02	LBD
1,4-Dichlorobenzene	ND	0.50	µg/L	1		SW-846 8260C	10/19/18	10/20/18 14:02	LBD
trans-1,4-Dichloro-2-butene	ND	2.0	µg/L	1		SW-846 8260C	10/19/18	10/20/18 14:02	LBD
Dichlorodifluoromethane (Freon 12)	ND	0.50	µg/L	1		SW-846 8260C	10/19/18	10/20/18 14:02	LBD
1,1-Dichloroethane	ND	0.50	µg/L	1		SW-846 8260C	10/19/18	10/20/18 14:02	LBD
1,2-Dichloroethane	ND	0.50	µg/L	1		SW-846 8260C	10/19/18	10/20/18 14:02	LBD
1,1-Dichloroethylene	ND	0.50	µg/L	1		SW-846 8260C	10/19/18	10/20/18 14:02	LBD
cis-1,2-Dichloroethylene	ND	0.50	µg/L	1		SW-846 8260C	10/19/18	10/20/18 14:02	LBD
trans-1,2-Dichloroethylene	ND	1.0	µg/L	1		SW-846 8260C	10/19/18	10/20/18 14:02	LBD
1,2-Dichloropropane	ND	0.50	µg/L	1		SW-846 8260C	10/19/18	10/20/18 14:02	LBD
1,3-Dichloropropane	ND	0.50	µg/L	1		SW-846 8260C	10/19/18	10/20/18 14:02	LBD
2,2-Dichloropropane	ND	0.50	µg/L	1	L-03, V-05	SW-846 8260C	10/19/18	10/20/18 14:02	LBD
1,1-Dichloropropene	ND	0.50	µg/L	1		SW-846 8260C	10/19/18	10/20/18 14:02	LBD
cis-1,3-Dichloropropene	ND	0.50	µg/L	1		SW-846 8260C	10/19/18	10/20/18 14:02	LBD
trans-1,3-Dichloropropene	ND	0.50	µg/L	1		SW-846 8260C	10/19/18	10/20/18 14:02	LBD
Ethylbenzene	ND	0.50	µg/L	1		SW-846 8260C	10/19/18	10/20/18 14:02	LBD
Hexachlorobutadiene	ND	1.0	µg/L	1		SW-846 8260C	10/19/18	10/20/18 14:02	LBD
2-Hexanone (MBK)	ND	5.0	µg/L	1		SW-846 8260C	10/19/18	10/20/18 14:02	LBD
Isopropylbenzene (Cumene)	ND	0.50	µg/L	1		SW-846 8260C	10/19/18	10/20/18 14:02	LBD
p-Isopropyltoluene (p-Cymene)	ND	0.50	µg/L	1		SW-846 8260C	10/19/18	10/20/18 14:02	LBD

con-test® ANALYTICAL LABORATORY
39 Spruce Street * East Longmeadow, MA 01028 * FAX 413/525-6405 * TEL. 413/525-2332

Project Location: Wethersfield, CT | Sample Description: | Work Order: 18J0644

Date Received: 10/12/2018

Field Sample #: TB101118 | Sampled: 10/11/2018 12:40

Sample ID: 18J0644-06

Sample Matrix: Trip Blank Water

Volatile Organic Compounds by GC/MS

Analyte	Results	RL	Units	Dilution	Flag/Qual	Method	Date Prepared	Date/Time Analyzed	Analyst
Methyl tert-Butyl Ether (MTBE)	ND	0.50	µg/L	1		SW-846 8260C	10/19/18	10/20/18 14:02	LBD
Methylene Chloride	ND	5.0	µg/L	1		SW-846 8260C	10/19/18	10/20/18 14:02	LBD
4-Methyl-2-pentanone (MIBK)	ND	5.0	µg/L	1		SW-846 8260C	10/19/18	10/20/18 14:02	LBD
Naphthalene	ND	2.0	µg/L	1		SW-846 8260C	10/19/18	10/20/18 14:02	LBD
n-Propylbenzene	ND	1.0	µg/L	1		SW-846 8260C	10/19/18	10/20/18 14:02	LBD
Styrene	ND	1.0	µg/L	1		SW-846 8260C	10/19/18	10/20/18 14:02	LBD
1,1,1,2-Tetrachloroethane	ND	0.50	µg/L	1		SW-846 8260C	10/19/18	10/20/18 14:02	LBD
1,1,2,2-Tetrachloroethane	ND	0.50	µg/L	1		SW-846 8260C	10/19/18	10/20/18 14:02	LBD
Tetrachloroethylene	ND	1.0	µg/L	1		SW-846 8260C	10/19/18	10/20/18 14:02	LBD
Tetrahydrofuran	ND	10	µg/L	1		SW-846 8260C	10/19/18	10/20/18 14:02	LBD
Toluene	ND	1.0	µg/L	1		SW-846 8260C	10/19/18	10/20/18 14:02	LBD
1,2,3-Trichlorobenzene	ND	5.0	µg/L	1		SW-846 8260C	10/19/18	10/20/18 14:02	LBD
1,2,4-Trichlorobenzene	ND	5.0	µg/L	1		SW-846 8260C	10/19/18	10/20/18 14:02	LBD
1,1,1-Trichloroethane	ND	0.50	µg/L	1		SW-846 8260C	10/19/18	10/20/18 14:02	LBD
1,1,2-Trichloroethane	ND	0.50	µg/L	1		SW-846 8260C	10/19/18	10/20/18 14:02	LBD
Trichloroethylene	ND	1.0	µg/L	1		SW-846 8260C	10/19/18	10/20/18 14:02	LBD
Trichlorofluoromethane (Freon 11)	ND	2.0	µg/L	1		SW-846 8260C	10/19/18	10/20/18 14:02	LBD
1,2,3-Trichloropropane	ND	0.50	µg/L	1		SW-846 8260C	10/19/18	10/20/18 14:02	LBD
1,1,2-Trichloro-1,2,2-trifluoroethane (Freon 113)	ND	0.50	µg/L	1		SW-846 8260C	10/19/18	10/20/18 14:02	LBD
1,2,4-Trimethylbenzene	ND	0.50	µg/L	1		SW-846 8260C	10/19/18	10/20/18 14:02	LBD
1,3,5-Trimethylbenzene	ND	0.50	µg/L	1		SW-846 8260C	10/19/18	10/20/18 14:02	LBD
Vinyl Chloride	ND	1.0	µg/L	1		SW-846 8260C	10/19/18	10/20/18 14:02	LBD
m+p Xylene	ND	2.0	µg/L	1		SW-846 8260C	10/19/18	10/20/18 14:02	LBD
o-Xylene	ND	1.0	µg/L	1		SW-846 8260C	10/19/18	10/20/18 14:02	LBD

Surrogates	% Recovery	Recovery Limits	Flag/Qual	
1,2-Dichloroethane-d4	101	70-130		10/20/18 14:02
Toluene-d8	100	70-130		10/20/18 14:02
4-Bromofluorobenzene	102	70-130		10/20/18 14:02

con-test® ANALYTICAL LABORATORY
39 Spruce Street * East Longmeadow, MA 01028 * FAX 413/525-6405 * TEL. 413/525-2332

Sample Extraction Data

Prep Method: SW-846 3510C-CTDEP ETPH

Lab Number [Field ID]	Batch	Initial [mL]	Final [mL]	Date
18J0644-01 [AP-6R]	B214971	760	1.00	10/17/18
18J0644-02 [AP-11R]	B214971	850	1.00	10/17/18
18J0644-03 [AP-1R]	B214971	880	1.00	10/17/18
18J0644-04 [AP-13R-BR]	B214971	880	1.00	10/17/18
18J0644-05 [AP-15R-BR]	B214971	900	1.00	10/17/18

SM 4500 CO2 C

Lab Number [Field ID]	Batch	Initial [mL]	Final [mL]	Date
18J0644-01 [AP-6R]	B215191	1.00	1.00	10/19/18
18J0644-02 [AP-11R]	B215191	1.00	1.00	10/19/18
18J0644-03 [AP-1R]	B215191	1.00	1.00	10/19/18
18J0644-04 [AP-13R-BR]	B215191	1.00	1.00	10/19/18
18J0644-05 [AP-15R-BR]	B215191	1.00	1.00	10/19/18

SM21-22 2320B

Lab Number [Field ID]	Batch	Initial [mL]	Final [mL]	Date
18J0644-01 [AP-6R]	B215176	100	100	10/18/18
18J0644-02 [AP-11R]	B215176	100	100	10/18/18
18J0644-03 [AP-1R]	B215176	100	100	10/18/18
18J0644-04 [AP-13R-BR]	B215176	100	100	10/18/18
18J0644-05 [AP-15R-BR]	B215176	100	100	10/18/18

SM21-22 4500 H B

Lab Number [Field ID]	Batch	Initial [mL]	Date
18J0644-01 [AP-6R]	B214840	50.0	10/15/18
18J0644-02 [AP-11R]	B214840	50.0	10/15/18
18J0644-03 [AP-1R]	B214840	50.0	10/15/18

SM21-22 4500 H B

Lab Number [Field ID]	Batch	Initial [mL]	Date
18J0644-04 [AP-13R-BR]	B214960	50.0	10/16/18
18J0644-05 [AP-15R-BR]	B214960	50.0	10/16/18

Prep Method: SW-846 3005A-SW-846 6020B

Lab Number [Field ID]	Batch	Initial [mL]	Final [mL]	Date
18J0644-01 [AP-6R]	B214834	50.0	50.0	10/15/18
18J0644-02 [AP-11R]	B214834	50.0	50.0	10/15/18
18J0644-03 [AP-1R]	B214834	50.0	50.0	10/15/18
18J0644-04 [AP-13R-BR]	B214834	50.0	50.0	10/15/18
18J0644-05 [AP-15R-BR]	B214834	50.0	50.0	10/15/18

con-test® ANALYTICAL LABORATORY
39 Spruce Street * East Longmeadow, MA 01028 * FAX 413/525-6405 * TEL. 413/525-2332

Sample Extraction Data

Prep Method: SW-846 7470A Prep-SW-846 7470A

Lab Number [Field ID]	Batch	Initial [mL]	Final [mL]	Date
18J0644-01 [AP-6R]	B215141	6.00	6.00	10/18/18
18J0644-02 [AP-11R]	B215141	6.00	6.00	10/18/18
18J0644-03 [AP-1R]	B215141	6.00	6.00	10/18/18
18J0644-04 [AP-13R-BR]	B215141	6.00	6.00	10/18/18
18J0644-05 [AP-15R-BR]	B215141	6.00	6.00	10/18/18

Prep Method: SW-846 5030B-SW-846 8260C

Lab Number [Field ID]	Batch	Initial [mL]	Final [mL]	Date
18J0644-01 [AP-6R]	B215189	5	5.00	10/19/18
18J0644-02 [AP-11R]	B215189	5	5.00	10/19/18
18J0644-03 [AP-1R]	B215189	5	5.00	10/19/18
18J0644-04 [AP-13R-BR]	B215189	5	5.00	10/19/18
18J0644-05 [AP-15R-BR]	B215189	5	5.00	10/19/18
18J0644-06 [TB101118]	B215189	5	5.00	10/19/18

Prep Method: SW-846 3510C-SW-846 8270D

Lab Number [Field ID]	Batch	Initial [mL]	Final [mL]	Date
18J0644-01 [AP-6R]	B215079	900	1.00	10/17/18
18J0644-02 [AP-11R]	B215079	900	1.00	10/17/18
18J0644-03 [AP-1R]	B215079	1000	1.00	10/17/18
18J0644-04 [AP-13R-BR]	B215079	900	1.00	10/17/18
18J0644-05 [AP-15R-BR]	B215079	1000	1.00	10/17/18

Prep Method: SW-846 3510C-SW-846 8270D

Lab Number [Field ID]	Batch	Initial [mL]	Final [mL]	Date
18J0644-01 [AP-6R]	B215112	900	1.00	10/17/18
18J0644-02 [AP-11R]	B215112	900	1.00	10/17/18
18J0644-03 [AP-1R]	B215112	1000	1.00	10/17/18
18J0644-04 [AP-13R-BR]	B215112	900	1.00	10/17/18
18J0644-05 [AP-15R-BR]	B215112	1000	1.00	10/17/18

con-test® ANALYTICAL LABORATORY
39 Spruce Street * East Longmeadow, MA 01028 * FAX 413/525-6405 * TEL. 413/525-2332

QUALITY CONTROL

Volatile Organic Compounds by GC/MS - Quality Control

Analyte	Result	Reporting Limit	Units	Spike Level	Source Result	%REC	%REC Limits	RPD	RPD Limit	Notes
Batch B215189 - SW-846 5030B										
Blank (B215189-BLK1)				Prepared: 10/19/18 Analyzed: 10/20/18						
Acetone	ND	10	µg/L							
Acrylonitrile	ND	2.0	µg/L							
Benzene	ND	0.50	µg/L							
Bromobenzene	ND	0.50	µg/L							
Bromodichloromethane	ND	0.50	µg/L							
Bromoform	ND	0.50	µg/L							
Bromomethane	ND	1.0	µg/L							
2-Butanone (MEK)	ND	5.0	µg/L							
n-Butylbenzene	ND	1.0	µg/L							
sec-Butylbenzene	ND	1.0	µg/L							
tert-Butylbenzene	ND	1.0	µg/L							
Carbon Disulfide	ND	5.0	µg/L							
Carbon Tetrachloride	ND	0.50	µg/L							
Chlorobenzene	ND	0.50	µg/L							
Chlorodibromomethane	ND	0.50	µg/L							
Chloroethane	ND	0.50	µg/L							
Chloroform	ND	0.50	µg/L							
Chloromethane	ND	0.60	µg/L							
2-Chlorotoluene	ND	0.50	µg/L							
4-Chlorotoluene	ND	0.50	µg/L							
1,2-Dibromo-3-chloropropane (DBCP)	ND	0.50	µg/L							
1,2-Dibromoethane (EDB)	ND	0.50	µg/L							
Dibromomethane	ND	0.50	µg/L							
1,2-Dichlorobenzene	ND	0.50	µg/L							
1,3-Dichlorobenzene	ND	0.50	µg/L							
1,4-Dichlorobenzene	ND	0.50	µg/L							
trans-1,4-Dichloro-2-butene	ND	2.0	µg/L							
Dichlorodifluoromethane (Freon 12)	ND	0.50	µg/L							
1,1-Dichloroethane	ND	0.50	µg/L							
1,2-Dichloroethane	ND	0.50	µg/L							
1,1-Dichloroethylene	ND	0.50	µg/L							
cis-1,2-Dichloroethylene	ND	0.50	µg/L							
trans-1,2-Dichloroethylene	ND	1.0	µg/L							
1,2-Dichloropropane	ND	0.50	µg/L							
1,3-Dichloropropane	ND	0.50	µg/L							
2,2-Dichloropropane	ND	0.50	µg/L							L-03, V-05
1,1-Dichloropropene	ND	0.50	µg/L							
cis-1,3-Dichloropropene	ND	0.50	µg/L							
trans-1,3-Dichloropropene	ND	0.50	µg/L							
Ethylbenzene	ND	0.50	µg/L							
Hexachlorobutadiene	ND	0.60	µg/L							
2-Hexanone (MBK)	ND	5.0	µg/L							
Isopropylbenzene (Cumene)	ND	0.50	µg/L							
p-Isopropyltoluene (p-Cymene)	ND	0.50	µg/L							
Methyl tert-Butyl Ether (MTBE)	ND	0.50	µg/L							
Methylene Chloride	ND	5.0	µg/L							
4-Methyl-2-pentanone (MIBK)	ND	5.0	µg/L							
Naphthalene	ND	2.0	µg/L							
n-Propylbenzene	ND	1.0	µg/L							
Styrene	ND	1.0	µg/L							
1,1,1,2-Tetrachloroethane	ND	0.50	µg/L							
1,1,2,2-Tetrachloroethane	ND	0.50	µg/L							

con-test® ANALYTICAL LABORATORY
39 Spruce Street * East Longmeadow, MA 01028 * FAX 413/525-6405 * TEL. 413/525-2332

QUALITY CONTROL

Volatile Organic Compounds by GC/MS - Quality Control

Analyte	Result	Reporting Limit	Units	Spike Level	Source Result	%REC	%REC Limits	RPD	RPD Limit	Notes
Batch B215189 - SW-846 5030B										
Blank (B215189-BLK1)				Prepared: 10/19/18 Analyzed: 10/20/18						
Tetrachloroethylene	ND	1.0	µg/L							
Tetrahydrofuran	ND	10	µg/L							
Toluene	ND	1.0	µg/L							
1,2,3-Trichlorobenzene	ND	0.50	µg/L							
1,2,4-Trichlorobenzene	ND	0.50	µg/L							
1,1,1-Trichloroethane	ND	0.50	µg/L							
1,1,2-Trichloroethane	ND	0.50	µg/L							
Trichloroethylene	ND	1.0	µg/L							
Trichlorofluoromethane (Freon 11)	ND	2.0	µg/L							
1,2,3-Trichloropropane	ND	0.50	µg/L							
1,1,2-Trichloro-1,2,2-trifluoroethane (Freon 113)	ND	0.50	µg/L							
1,2,4-Trimethylbenzene	ND	0.50	µg/L							
1,3,5-Trimethylbenzene	ND	0.50	µg/L							
Vinyl Chloride	ND	1.0	µg/L							
m+p Xylene	ND	2.0	µg/L							
o-Xylene	ND	1.0	µg/L							
Xylenes (total)	ND	3.0	µg/L							
Surrogate: 1,2-Dichloroethane-d4	*24.3*		µg/L	25.0		97.4	70-130			
Surrogate: Toluene-d8	*24.5*		µg/L	25.0		98.1	70-130			
Surrogate: 4-Bromofluorobenzene	*26.0*		µg/L	25.0		104	70-130			
LCS (B215189-BS1)				Prepared: 10/19/18 Analyzed: 10/20/18						
Acetone	103	10	µg/L	100		103	70-130			
Acrylonitrile	9.17	2.0	µg/L	10.0		91.7	70-130			
Benzene	9.56	0.50	µg/L	10.0		95.6	70-130			
Bromobenzene	10.7	0.50	µg/L	10.0		107	70-130			
Bromodichloromethane	11.2	0.50	µg/L	10.0		112	70-130			
Bromoform	12.4	0.50	µg/L	10.0		124	70-130			
Bromomethane	10.8	1.0	µg/L	10.0		108	70-130			
2-Butanone (MEK)	87.7	5.0	µg/L	100		87.7	70-130			
n-Butylbenzene	9.07	1.0	µg/L	10.0		90.7	70-130			
sec-Butylbenzene	9.29	1.0	µg/L	10.0		92.9	70-130			
tert-Butylbenzene	9.55	1.0	µg/L	10.0		95.5	70-130			
Carbon Disulfide	107	5.0	µg/L	100		107	70-130			
Carbon Tetrachloride	12.0	0.50	µg/L	10.0		120	70-130			
Chlorobenzene	11.3	0.50	µg/L	10.0		113	70-130			
Chlorodibromomethane	12.5	0.50	µg/L	10.0		125	70-130			
Chloroethane	11.7	0.50	µg/L	10.0		117	70-130			
Chloroform	10.9	0.50	µg/L	10.0		109	70-130			
Chloromethane	9.35	0.60	µg/L	10.0		93.5	70-130			
2-Chlorotoluene	11.0	0.50	µg/L	10.0		110	70-130			
4-Chlorotoluene	11.0	0.50	µg/L	10.0		110	70-130			
1,2-Dibromo-3-chloropropane (DBCP)	10.2	0.50	µg/L	10.0		102	70-130			
1,2-Dibromoethane (EDB)	11.2	0.50	µg/L	10.0		112	70-130			
Dibromomethane	11.4	0.50	µg/L	10.0		114	70-130			
1,2-Dichlorobenzene	10.2	0.50	µg/L	10.0		102	70-130			
1,3-Dichlorobenzene	9.87	0.50	µg/L	10.0		98.7	70-130			
1,4-Dichlorobenzene	9.80	0.50	µg/L	10.0		98.0	70-130			
trans-1,4-Dichloro-2-butene	8.42	2.0	µg/L	10.0		84.2	70-130			
Dichlorodifluoromethane (Freon 12)	12.2	0.50	µg/L	10.0		122	70-130			
1,1-Dichloroethane	10.1	0.50	µg/L	10.0		101	70-130			
1,2-Dichloroethane	11.6	0.50	µg/L	10.0		116	70-130			

con-test® ANALYTICAL LABORATORY
39 Spruce Street * East Longmeadow, MA 01028 * FAX 413/525-6405 * TEL. 413/525-2332

QUALITY CONTROL

Volatile Organic Compounds by GC/MS - Quality Control

Analyte	Result	Reporting Limit	Units	Spike Level	Source Result	%REC		%REC Limits	RPD	RPD Limit	Notes
Batch B215189 - SW-846 5030B											
LCS (B215189-BS1)				Prepared: 10/19/18 Analyzed: 10/20/18							
1,1-Dichloroethylene	10.8	0.50	µg/L	10.0		108		70-130			
cis-1,2-Dichloroethylene	9.65	0.50	µg/L	10.0		96.5		70-130			
trans-1,2-Dichloroethylene	10.1	1.0	µg/L	10.0		101		70-130			
1,2-Dichloropropane	10.3	0.50	µg/L	10.0		103		70-130			
1,3-Dichloropropane	10.9	0.50	µg/L	10.0		109		70-130			
2,2-Dichloropropane	6.52	0.50	µg/L	10.0		**65.2**	*	70-130			L-03, V-05
1,1-Dichloropropene	10.5	0.50	µg/L	10.0		105		70-130			
cis-1,3-Dichloropropene	10.4	0.50	µg/L	10.0		104		70-130			
trans-1,3-Dichloropropene	10.9	0.50	µg/L	10.0		109		70-130			
Ethylbenzene	10.6	0.50	µg/L	10.0		106		70-130			
Hexachlorobutadiene	11.2	0.60	µg/L	10.0		112		70-130			
2-Hexanone (MBK)	99.7	5.0	µg/L	100		99.7		70-130			
Isopropylbenzene (Cumene)	10.6	0.50	µg/L	10.0		106		70-130			
p-Isopropyltoluene (p-Cymene)	9.31	0.50	µg/L	10.0		93.1		70-130			
Methyl tert-Butyl Ether (MTBE)	10.4	0.50	µg/L	10.0		104		70-130			
Methylene Chloride	8.40	5.0	µg/L	10.0		84.0		70-130			
4-Methyl-2-pentanone (MIBK)	97.5	5.0	µg/L	100		97.5		70-130			
Naphthalene	9.11	2.0	µg/L	10.0		91.1		70-130			
n-Propylbenzene	10.2	1.0	µg/L	10.0		102		70-130			
Styrene	10.8	1.0	µg/L	10.0		108		70-130			
1,1,1,2-Tetrachloroethane	11.8	0.50	µg/L	10.0		118		70-130			
1,1,2,2-Tetrachloroethane	8.63	0.50	µg/L	10.0		86.3		70-130			
Tetrachloroethylene	12.8	1.0	µg/L	10.0		128		70-130			
Tetrahydrofuran	8.21	10	µg/L	10.0		82.1		70-130			
Toluene	11.0	1.0	µg/L	10.0		110		70-130			
1,2,3-Trichlorobenzene	9.10	0.50	µg/L	10.0		91.0		70-130			
1,2,4-Trichlorobenzene	8.92	0.50	µg/L	10.0		89.2		70-130			
1,1,1-Trichloroethane	11.9	0.50	µg/L	10.0		119		70-130			
1,1,2-Trichloroethane	11.3	0.50	µg/L	10.0		113		70-130			
Trichloroethylene	13.5	1.0	µg/L	10.0		**135**	*	70-130			L-01
Trichlorofluoromethane (Freon 11)	13.3	2.0	µg/L	10.0		**133**	*	70-130			L-01
1,2,3-Trichloropropane	11.8	0.50	µg/L	10.0		118		70-130			
1,1,2-Trichloro-1,2,2-trifluoroethane (Freon 113)	11.8	0.50	µg/L	10.0		118		70-130			
1,2,4-Trimethylbenzene	9.76	0.50	µg/L	10.0		97.6		70-130			
1,3,5-Trimethylbenzene	10.7	0.50	µg/L	10.0		107		70-130			
Vinyl Chloride	11.2	1.0	µg/L	10.0		112		70-130			
m+p Xylene	21.2	2.0	µg/L	20.0		106		70-130			
o-Xylene	10.7	1.0	µg/L	10.0		107		70-130			
Xylenes (total)	31.9	3.0	µg/L					0-200			
Surrogate: 1,2-Dichloroethane-d4	*24.2*		µg/L	25.0		96.6		70-130			
Surrogate: Toluene-d8	*24.8*		µg/L	25.0		99.2		70-130			
Surrogate: 4-Bromofluorobenzene	*26.4*		µg/L	25.0		106		70-130			

con-test® ANALYTICAL LABORATORY
39 Spruce Street * East Longmeadow, MA 01028 * FAX 413/525-6405 * TEL. 413/525-2332

QUALITY CONTROL

Semivolatile Organic Compounds by GC/MS - Quality Control

Analyte	Result	Reporting Limit	Units	Spike Level	Source Result	%REC	%REC Limits	RPD	RPD Limit	Notes
Batch B215079 - SW-846 3510C										
Blank (B215079-BLK1)				Prepared: 10/17/18 Analyzed: 10/18/18						
Acenaphthene	ND	5.0	µg/L							
Acenaphthylene	ND	5.0	µg/L							
Aniline	ND	5.0	µg/L							V-34
Anthracene	ND	5.0	µg/L							
Benzo(a)anthracene	ND	5.0	µg/L							
Benzo(a)pyrene	ND	5.0	µg/L							
Benzo(b)fluoranthene	ND	5.0	µg/L							
Benzo(g,h,i)perylene	ND	5.0	µg/L							
Benzo(k)fluoranthene	ND	5.0	µg/L							
Bis(2-chloroethoxy)methane	ND	10	µg/L							
Bis(2-chloroethyl)ether	ND	10	µg/L							R-05
Bis(2-chloroisopropyl)ether	ND	10	µg/L							R-05
Bis(2-Ethylhexyl)phthalate	ND	2.0	µg/L							
4-Bromophenylphenylether	ND	10	µg/L							
Butylbenzylphthalate	ND	10	µg/L							
Carbazole	ND	10	µg/L							
4-Chloroaniline	ND	10	µg/L							V-34
4-Chloro-3-methylphenol	ND	10	µg/L							R-05
2-Chloronaphthalene	ND	10	µg/L							
2-Chlorophenol	ND	10	µg/L							R-05
4-Chlorophenylphenylether	ND	10	µg/L							
Chrysene	ND	5.0	µg/L							
Dibenz(a,h)anthracene	ND	5.0	µg/L							
Dibenzofuran	ND	5.0	µg/L							
Di-n-butylphthalate	ND	10	µg/L							
3,3-Dichlorobenzidine	ND	10	µg/L							
2,4-Dichlorophenol	ND	10	µg/L							
Diethylphthalate	ND	10	µg/L							
2,4-Dimethylphenol	ND	10	µg/L							R-05
Dimethylphthalate	ND	10	µg/L							
4,6-Dinitro-2-methylphenol	ND	10	µg/L							
2,4-Dinitrophenol	ND	10	µg/L							
2,4-Dinitrotoluene	ND	10	µg/L							R-05
2,6-Dinitrotoluene	ND	10	µg/L							
Di-n-octylphthalate	ND	10	µg/L							
Fluoranthene	ND	5.0	µg/L							R-05
Fluorene	ND	5.0	µg/L							
Hexachlorobenzene	ND	2.0	µg/L							
Hexachlorobutadiene	ND	10	µg/L							
Hexachlorocyclopentadiene	ND	10	µg/L							
Hexachloroethane	ND	2.0	µg/L							
Indeno(1,2,3-cd)pyrene	ND	5.0	µg/L							
Isophorone	ND	10	µg/L							
2-Methylnaphthalene	ND	5.0	µg/L							
2-Methylphenol	ND	10	µg/L							R-05
3/4-Methylphenol	ND	10	µg/L							R-05
Naphthalene	ND	5.0	µg/L							
2-Nitroaniline	ND	10	µg/L							R-05
3-Nitroaniline	ND	10	µg/L							R-05, V-34
4-Nitroaniline	ND	10	µg/L							R-05
Nitrobenzene	ND	10	µg/L							
2-Nitrophenol	ND	10	µg/L							

con-test® ANALYTICAL LABORATORY
39 Spruce Street * East Longmeadow, MA 01028 * FAX 413/525-6405 * TEL. 413/525-2332

QUALITY CONTROL

Semivolatile Organic Compounds by GC/MS - Quality Control

Analyte	Result	Reporting Limit	Units	Spike Level	Source Result	%REC	%REC Limits	RPD	RPD Limit	Notes	
Batch B215079 - SW-846 3510C											
Blank (B215079-BLK1)				Prepared: 10/17/18 Analyzed: 10/18/18							
4-Nitrophenol	ND	10	µg/L							V-34	
N-Nitrosodiphenylamine	ND	10	µg/L								
N-Nitrosodi-n-propylamine	ND	10	µg/L							R-05	
Pentachloronitrobenzene	ND	10	µg/L							V-16	
Pentachlorophenol	ND	10	µg/L								
Phenanthrene	ND	5.0	µg/L								
Phenol	ND	10	µg/L							R-05	
Pyrene	ND	5.0	µg/L								
Pyridine	ND	5.0	µg/L								
1,2,4,5-Tetrachlorobenzene	ND	10	µg/L								
1,2,4-Trichlorobenzene	ND	5.0	µg/L								
2,4,5-Trichlorophenol	ND	10	µg/L								
2,4,6-Trichlorophenol	ND	10	µg/L								
Surrogate: 2-Fluorophenol	*102*		µg/L	200		51.1	15-110				
Surrogate: Phenol-d6	*73.7*		µg/L	200		36.8	15-110				
Surrogate: Nitrobenzene-d5	*77.5*		µg/L	100		77.5	30-130				
Surrogate: 2-Fluorobiphenyl	*74.2*		µg/L	100		74.2	30-130				
Surrogate: 2,4,6-Tribromophenol	*167*		µg/L	200		83.6	15-110				
Surrogate: p-Terphenyl-d14	*83.0*		µg/L	100		83.0	30-130				
LCS (B215079-BS1)				Prepared: 10/17/18 Analyzed: 10/18/18							
Acenaphthene	24.1	5.0	µg/L	50.0		48.3	40-140				
Acenaphthylene	25.5	5.0	µg/L	50.0		51.0	40-140				
Aniline	27.2	5.0	µg/L	50.0		54.4	40-140			V-34	†
Anthracene	26.8	5.0	µg/L	50.0		53.7	40-140				
Benzo(a)anthracene	27.3	5.0	µg/L	50.0		54.7	40-140				
Benzo(a)pyrene	27.7	5.0	µg/L	50.0		55.3	40-140				
Benzo(b)fluoranthene	25.5	5.0	µg/L	50.0		50.9	40-140				
Benzo(g,h,i)perylene	27.2	5.0	µg/L	50.0		54.4	40-140				
Benzo(k)fluoranthene	25.7	5.0	µg/L	50.0		51.5	40-140				
Bis(2-chloroethoxy)methane	31.0	10	µg/L	50.0		61.9	40-140				
Bis(2-chloroethyl)ether	25.5	10	µg/L	50.0		50.9	40-140			R-05	
Bis(2-chloroisopropyl)ether	27.2	10	µg/L	50.0		54.4	40-140			R-05	
Bis(2-Ethylhexyl)phthalate	28.0	10	µg/L	50.0		55.9	40-140				
4-Bromophenylphenylether	28.1	10	µg/L	50.0		56.2	40-140				
Butylbenzylphthalate	27.8	10	µg/L	50.0		55.5	40-140				
Carbazole	26.0	10	µg/L	50.0		51.9	40-140				
4-Chloroaniline	29.2	10	µg/L	50.0		58.4	40-140			V-34	†
4-Chloro-3-methylphenol	26.4	10	µg/L	50.0		52.9	30-130			R-05	
2-Chloronaphthalene	24.4	10	µg/L	50.0		48.9	40-140				
2-Chlorophenol	24.7	10	µg/L	50.0		49.3	30-130			R-05	
4-Chlorophenylphenylether	26.7	10	µg/L	50.0		53.4	40-140				
Chrysene	26.2	5.0	µg/L	50.0		52.4	40-140				
Dibenz(a,h)anthracene	25.8	5.0	µg/L	50.0		51.6	40-140				
Dibenzofuran	26.6	5.0	µg/L	50.0		53.2	40-140				
Di-n-butylphthalate	27.1	10	µg/L	50.0		54.2	40-140				
3,3-Dichlorobenzidine	32.7	10	µg/L	50.0		65.5	40-140				†
2,4-Dichlorophenol	26.4	10	µg/L	50.0		52.7	30-130				
Diethylphthalate	27.4	10	µg/L	50.0		54.9	40-140				
2,4-Dimethylphenol	27.5	10	µg/L	50.0		55.0	30-130			R-05	
Dimethylphthalate	26.6	10	µg/L	50.0		53.2	40-140				
4,6-Dinitro-2-methylphenol	26.1	10	µg/L	50.0		52.1	30-130				

con-test® ANALYTICAL LABORATORY
39 Spruce Street * East Longmeadow, MA 01028 * FAX 413/525-6405 * TEL. 413/525-2332

QUALITY CONTROL

Semivolatile Organic Compounds by GC/MS - Quality Control

Analyte	Result	Reporting Limit	Units	Spike Level	Source Result	%REC	%REC Limits	RPD	RPD Limit	Notes	
Batch B215079 - SW-846 3510C											
LCS (B215079-BS1)				Prepared: 10/17/18 Analyzed: 10/18/18							
2,4-Dinitrophenol	28.6	10	µg/L	50.0		57.3	30-130				
2,4-Dinitrotoluene	27.3	10	µg/L	50.0		54.5	40-140			R-05	
2,6-Dinitrotoluene	28.7	10	µg/L	50.0		57.4	40-140				
Di-n-octylphthalate	26.6	10	µg/L	50.0		53.3	40-140				
Fluoranthene	26.0	5.0	µg/L	50.0		51.9	40-140			R-05	
Fluorene	25.4	5.0	µg/L	50.0		50.9	40-140				
Hexachlorobenzene	27.3	10	µg/L	50.0		54.6	40-140				
Hexachlorobutadiene	24.0	10	µg/L	50.0		48.0	40-140				
Hexachlorocyclopentadiene	23.2	10	µg/L	50.0		46.3	30-140				
Hexachloroethane	22.4	10	µg/L	50.0		44.7	40-140				
Indeno(1,2,3-cd)pyrene	27.4	5.0	µg/L	50.0		54.9	40-140				
Isophorone	27.8	10	µg/L	50.0		55.7	40-140				
2-Methylnaphthalene	26.8	5.0	µg/L	50.0		53.7	40-140				
2-Methylphenol	23.5	10	µg/L	50.0		47.0	30-130			R-05	
3/4-Methylphenol	22.0	10	µg/L	50.0		44.1	30-130			R-05	
Naphthalene	24.9	5.0	µg/L	50.0		49.8	40-140				
2-Nitroaniline	26.0	10	µg/L	50.0		52.1	40-140			R-05	
3-Nitroaniline	30.4	10	µg/L	50.0		60.7	40-140			R-05, V-34	†
4-Nitroaniline	27.2	10	µg/L	50.0		54.4	40-140			R-05	
Nitrobenzene	25.8	10	µg/L	50.0		51.5	40-140				
2-Nitrophenol	26.2	10	µg/L	50.0		52.4	30-130				
4-Nitrophenol	14.8	10	µg/L	50.0		29.6	10-130			V-34	
N-Nitrosodiphenylamine	32.5	10	µg/L	50.0		65.0	40-140				
N-Nitrosodi-n-propylamine	26.0	10	µg/L	50.0		51.9	40-140			R-05	
Pentachloronitrobenzene	28.2	10	µg/L	50.0		56.5	40-140			V-16	
Pentachlorophenol	27.7	10	µg/L	50.0		55.4	30-130				
Phenanthrene	26.7	5.0	µg/L	50.0		53.5	40-140				
Phenol	12.0	10	µg/L	50.0		24.1	20-130			R-05	
Pyrene	26.1	5.0	µg/L	50.0		52.2	40-140				
Pyridine	16.3	5.0	µg/L	50.0		32.6	10-140				†
1,2,4,5-Tetrachlorobenzene	26.3	10	µg/L	50.0		52.5	40-140				
1,2,4-Trichlorobenzene	25.2	5.0	µg/L	50.0		50.4	40-140				
2,4,5-Trichlorophenol	25.9	10	µg/L	50.0		51.8	30-130				
2,4,6-Trichlorophenol	26.7	10	µg/L	50.0		53.4	30-130				
Surrogate: 2-Fluorophenol	*69.4*		µg/L	200		34.7	15-110				
Surrogate: Phenol-d6	*50.9*		µg/L	200		25.5	15-110				
Surrogate: Nitrobenzene-d5	*55.0*		µg/L	100		55.0	30-130				
Surrogate: 2-Fluorobiphenyl	*57.1*		µg/L	100		57.1	30-130				
Surrogate: 2,4,6-Tribromophenol	*122*		µg/L	200		61.1	15-110				
Surrogate: p-Terphenyl-d14	*58.8*		µg/L	100		58.8	30-130				
LCS Dup (B215079-BSD1)				Prepared: 10/17/18 Analyzed: 10/18/18							
Acenaphthene	28.5	5.0	µg/L	50.0		57.1	40-140	16.7	20		
Acenaphthylene	30.2	5.0	µg/L	50.0		60.3	40-140	16.7	20		
Aniline	34.7	5.0	µg/L	50.0		69.4	40-140	24.2	50	V-34	† ‡
Anthracene	30.8	5.0	µg/L	50.0		61.6	40-140	13.7	20		
Benzo(a)anthracene	30.8	5.0	µg/L	50.0		61.5	40-140	11.8	20		
Benzo(a)pyrene	31.3	5.0	µg/L	50.0		62.6	40-140	12.3	20		
Benzo(b)fluoranthene	29.0	5.0	µg/L	50.0		58.0	40-140	12.9	20		
Benzo(g,h,i)perylene	28.2	5.0	µg/L	50.0		56.3	40-140	3.50	20		
Benzo(k)fluoranthene	30.3	5.0	µg/L	50.0		60.5	40-140	16.2	20		
Bis(2-chloroethoxy)methane	36.1	10	µg/L	50.0		72.2	40-140	15.4	20		

con-test® ANALYTICAL LABORATORY
39 Spruce Street * East Longmeadow, MA 01028 * FAX 413/525-6405 * TEL. 413/525-2332

QUALITY CONTROL

Semivolatile Organic Compounds by GC/MS - Quality Control

Analyte	Result	Reporting Limit	Units	Spike Level	Source Result	%REC	%REC Limits	RPD		RPD Limit	Notes	
Batch B215079 - SW-846 3510C												
LCS Dup (B215079-BSD1)				Prepared: 10/17/18 Analyzed: 10/18/18								
Bis(2-chloroethyl)ether	34.5	10	µg/L	50.0		68.9	40-140	**30.0**	*	20	R-05	
Bis(2-chloroisopropyl)ether	36.4	10	µg/L	50.0		72.7	40-140	**28.8**	*	20	R-05	
Bis(2-Ethylhexyl)phthalate	30.6	10	µg/L	50.0		61.2	40-140	9.08		20		
4-Bromophenylphenylether	30.0	10	µg/L	50.0		60.1	40-140	6.67		20		
Butylbenzylphthalate	31.3	10	µg/L	50.0		62.7	40-140	12.0		20		
Carbazole	30.8	10	µg/L	50.0		61.6	40-140	17.1		20		
4-Chloroaniline	33.8	10	µg/L	50.0		67.5	40-140	14.4		20	V-34	†
4-Chloro-3-methylphenol	34.8	10	µg/L	50.0		69.7	30-130	**27.4**	*	20	R-05	
2-Chloronaphthalene	27.8	10	µg/L	50.0		55.6	40-140	12.9		20		
2-Chlorophenol	33.2	10	µg/L	50.0		66.3	30-130	**29.3**	*	20	R-05	
4-Chlorophenylphenylether	32.0	10	µg/L	50.0		64.1	40-140	18.3		20		
Chrysene	29.5	5.0	µg/L	50.0		59.1	40-140	11.9		20		
Dibenz(a,h)anthracene	28.3	5.0	µg/L	50.0		56.5	40-140	9.17		20		
Dibenzofuran	31.3	5.0	µg/L	50.0		62.6	40-140	16.3		20		
Di-n-butylphthalate	31.8	10	µg/L	50.0		63.5	40-140	15.9		20		
3,3-Dichlorobenzidine	34.3	10	µg/L	50.0		68.6	40-140	4.68		20		† ‡
2,4-Dichlorophenol	32.2	10	µg/L	50.0		64.3	30-130	19.8		20		
Diethylphthalate	33.3	10	µg/L	50.0		66.6	40-140	19.3		20		
2,4-Dimethylphenol	34.2	10	µg/L	50.0		68.4	30-130	**21.7**	*	20	R-05	
Dimethylphthalate	33.0	10	µg/L	50.0		66.1	40-140	21.6		50		
4,6-Dinitro-2-methylphenol	30.6	10	µg/L	50.0		61.1	30-130	15.9		50		
2,4-Dinitrophenol	36.1	10	µg/L	50.0		72.2	30-130	23.1		50		
2,4-Dinitrotoluene	34.4	10	µg/L	50.0		68.9	40-140	**23.2**	*	20	R-05	
2,6-Dinitrotoluene	33.6	10	µg/L	50.0		67.1	40-140	15.7		20		
Di-n-octylphthalate	31.1	10	µg/L	50.0		62.2	40-140	15.4		20		
Fluoranthene	32.0	5.0	µg/L	50.0		64.0	40-140	**20.8**	*	20	R-05	
Fluorene	31.1	5.0	µg/L	50.0		62.2	40-140	20.0		20		
Hexachlorobenzene	29.9	10	µg/L	50.0		59.7	40-140	8.88		20		
Hexachlorobutadiene	28.1	10	µg/L	50.0		56.1	40-140	15.7		20		
Hexachlorocyclopentadiene	27.4	10	µg/L	50.0		54.9	30-140	17.0		50		
Hexachloroethane	29.3	10	µg/L	50.0		58.6	40-140	26.8		50		
Indeno(1,2,3-cd)pyrene	27.8	5.0	µg/L	50.0		55.6	40-140	1.30		50		
Isophorone	34.0	10	µg/L	50.0		67.9	40-140	19.8		20		
2-Methylnaphthalene	32.8	5.0	µg/L	50.0		65.5	40-140	19.9		20		
2-Methylphenol	30.8	10	µg/L	50.0		61.6	30-130	**27.0**	*	20	R-05	
3/4-Methylphenol	28.9	10	µg/L	50.0		57.8	30-130	**26.9**	*	20	R-05	
Naphthalene	30.0	5.0	µg/L	50.0		59.9	40-140	18.4		20		
2-Nitroaniline	32.2	10	µg/L	50.0		64.5	40-140	**21.2**	*	20	R-05	
3-Nitroaniline	37.6	10	µg/L	50.0		75.3	40-140	**21.4**	*	20	R-05, V-34	†
4-Nitroaniline	38.0	10	µg/L	50.0		75.9	40-140	**33.1**	*	20	R-05	
Nitrobenzene	30.7	10	µg/L	50.0		61.4	40-140	17.5		20		
2-Nitrophenol	31.9	10	µg/L	50.0		63.7	30-130	19.5		20		
4-Nitrophenol	19.2	10	µg/L	50.0		38.5	10-130	26.0		50	V-34	‡
N-Nitrosodiphenylamine	35.2	10	µg/L	50.0		70.4	40-140	8.07		20		
N-Nitrosodi-n-propylamine	33.1	10	µg/L	50.0		66.3	40-140	**24.3**	*	20	R-05	
Pentachloronitrobenzene	33.3	10	µg/L	50.0		66.6	40-140	16.4		20	V-16	
Pentachlorophenol	31.5	10	µg/L	50.0		63.1	30-130	12.9		50		
Phenanthrene	31.2	5.0	µg/L	50.0		62.4	40-140	15.3		20		
Phenol	16.2	10	µg/L	50.0		32.5	20-130	**29.6**	*	20	R-05	
Pyrene	28.4	5.0	µg/L	50.0		56.8	40-140	8.45		20		
Pyridine	22.2	5.0	µg/L	50.0		44.4	10-140	30.7		50		†
1,2,4,5-Tetrachlorobenzene	29.8	10	µg/L	50.0		59.7	40-140	12.8		20		

con-test® ANALYTICAL LABORATORY
39 Spruce Street * East Longmeadow, MA 01028 * FAX 413/525-6405 * TEL. 413/525-2332

QUALITY CONTROL

Semivolatile Organic Compounds by GC/MS - Quality Control

Analyte	Result	Reporting Limit	Units	Spike Level	Source Result	%REC	%REC Limits	RPD	RPD Limit	Notes
Batch B215079 - SW-846 3510C										
LCS Dup (B215079-BSD1)				Prepared: 10/17/18 Analyzed: 10/18/18						
1,2,4-Trichlorobenzene	29.9	5.0	µg/L	50.0		59.9	40-140	17.2	20	
2,4,5-Trichlorophenol	31.6	10	µg/L	50.0		63.1	30-130	19.7	20	
2,4,6-Trichlorophenol	31.0	10	µg/L	50.0		62.0	30-130	14.9	50	
Surrogate: 2-Fluorophenol	*98.4*		µg/L	200		49.2	15-110			
Surrogate: Phenol-d6	*68.4*		µg/L	200		34.2	15-110			
Surrogate: Nitrobenzene-d5	*67.6*		µg/L	100		67.6	30-130			
Surrogate: 2-Fluorobiphenyl	*63.6*		µg/L	100		63.6	30-130			
Surrogate: 2,4,6-Tribromophenol	*152*		µg/L	200		76.0	15-110			
Surrogate: p-Terphenyl-d14	*63.3*		µg/L	100		63.3	30-130			
Batch B215112 - SW-846 3510C										
Blank (B215112-BLK1)				Prepared: 10/17/18 Analyzed: 10/18/18						
Acenaphthene (SIM)	ND	0.30	µg/L							
Acenaphthylene (SIM)	ND	0.20	µg/L							
Anthracene (SIM)	ND	0.20	µg/L							
Benzo(a)anthracene (SIM)	ND	0.050	µg/L							
Benzo(a)pyrene (SIM)	ND	0.10	µg/L							
Benzo(b)fluoranthene (SIM)	ND	0.050	µg/L							
Benzo(g,h,i)perylene (SIM)	ND	0.50	µg/L							
Benzo(k)fluoranthene (SIM)	ND	0.20	µg/L							
Chrysene (SIM)	ND	0.20	µg/L							
Dibenz(a,h)anthracene (SIM)	ND	0.10	µg/L							
Fluoranthene (SIM)	ND	0.50	µg/L							
Fluorene (SIM)	ND	1.0	µg/L							
Indeno(1,2,3-cd)pyrene (SIM)	ND	0.10	µg/L							
2-Methylnaphthalene (SIM)	ND	1.0	µg/L							
Naphthalene (SIM)	ND	1.0	µg/L							
Phenanthrene (SIM)	ND	0.050	µg/L							
Pyrene (SIM)	ND	1.0	µg/L							
Surrogate: Nitrobenzene-d5	*74.1*		µg/L	100		74.1	30-130			
Surrogate: 2-Fluorobiphenyl	*79.4*		µg/L	100		79.4	30-130			
Surrogate: p-Terphenyl-d14	*77.7*		µg/L	100		77.7	30-130			
LCS (B215112-BS1)				Prepared: 10/17/18 Analyzed: 10/18/18						
Acenaphthene (SIM)	27.4	7.5	µg/L	50.0		54.8	40-140			
Acenaphthylene (SIM)	28.4	5.0	µg/L	50.0		56.7	40-140			
Anthracene (SIM)	29.4	5.0	µg/L	50.0		58.8	40-140			
Benzo(a)anthracene (SIM)	28.8	1.2	µg/L	50.0		57.5	40-140			
Benzo(a)pyrene (SIM)	30.0	2.5	µg/L	50.0		60.1	40-140			
Benzo(b)fluoranthene (SIM)	30.6	1.2	µg/L	50.0		61.2	40-140			
Benzo(g,h,i)perylene (SIM)	28.6	12	µg/L	50.0		57.2	40-140			
Benzo(k)fluoranthene (SIM)	28.8	5.0	µg/L	50.0		57.6	40-140			
Chrysene (SIM)	28.2	5.0	µg/L	50.0		56.4	40-140			
Dibenz(a,h)anthracene (SIM)	29.5	2.5	µg/L	50.0		59.0	40-140			
Fluoranthene (SIM)	28.9	12	µg/L	50.0		57.8	40-140			
Fluorene (SIM)	28.4	25	µg/L	50.0		56.8	40-140			
Indeno(1,2,3-cd)pyrene (SIM)	29.9	2.5	µg/L	50.0		59.8	40-140			
2-Methylnaphthalene (SIM)	36.2	25	µg/L	50.0		72.4	40-140			
Naphthalene (SIM)	25.6	25	µg/L	50.0		51.2	40-140			
Phenanthrene (SIM)	27.6	1.2	µg/L	50.0		55.2	40-140			
Pyrene (SIM)	26.8	25	µg/L	50.0		53.5	40-140			

con-test® ANALYTICAL LABORATORY
39 Spruce Street * East Longmeadow, MA 01028 * FAX 413/525-6405 * TEL. 413/525-2332

QUALITY CONTROL

Semivolatile Organic Compounds by GC/MS - Quality Control

Analyte	Result	Reporting Limit	Units	Spike Level	Source Result	%REC	%REC Limits	RPD	RPD Limit	Notes
Batch B215112 - SW-846 3510C										
LCS (B215112-BS1)				Prepared: 10/17/18 Analyzed: 10/18/18						
Surrogate: Nitrobenzene-d5	*39.6*		µg/L	100		39.6	30-130			
Surrogate: 2-Fluorobiphenyl	*48.5*		µg/L	100		48.5	30-130			
Surrogate: p-Terphenyl-d14	*39.3*		µg/L	100		39.3	30-130			
LCS Dup (B215112-BSD1)				Prepared: 10/17/18 Analyzed: 10/18/18						
Acenaphthene (SIM)	30.3	7.5	µg/L	50.0		60.6	40-140	10.1	20	
Acenaphthylene (SIM)	31.6	5.0	µg/L	50.0		63.2	40-140	10.8	20	
Anthracene (SIM)	32.2	5.0	µg/L	50.0		64.4	40-140	9.09	20	
Benzo(a)anthracene (SIM)	31.3	1.2	µg/L	50.0		62.6	40-140	8.57	20	
Benzo(a)pyrene (SIM)	32.8	2.5	µg/L	50.0		65.6	40-140	8.75	20	
Benzo(b)fluoranthene (SIM)	33.8	1.2	µg/L	50.0		67.5	40-140	9.87	20	
Benzo(g,h,i)perylene (SIM)	31.6	12	µg/L	50.0		63.1	40-140	9.72	20	
Benzo(k)fluoranthene (SIM)	31.8	5.0	µg/L	50.0		63.6	40-140	9.81	20	
Chrysene (SIM)	31.0	5.0	µg/L	50.0		62.0	40-140	9.29	20	
Dibenz(a,h)anthracene (SIM)	32.2	2.5	µg/L	50.0		64.4	40-140	8.91	20	
Fluoranthene (SIM)	31.7	12	µg/L	50.0		63.4	40-140	9.32	20	
Fluorene (SIM)	31.5	25	µg/L	50.0		63.0	40-140	10.4	20	
Indeno(1,2,3-cd)pyrene (SIM)	32.8	2.5	µg/L	50.0		65.6	40-140	9.33	20	‡
2-Methylnaphthalene (SIM)	40.3	25	µg/L	50.0		80.6	40-140	10.8	20	
Naphthalene (SIM)	28.9	25	µg/L	50.0		57.8	40-140	12.1	20	
Phenanthrene (SIM)	30.2	1.2	µg/L	50.0		60.4	40-140	9.00	20	
Pyrene (SIM)	29.2	25	µg/L	50.0		58.4	40-140	8.76	20	
Surrogate: Nitrobenzene-d5	*64.0*		µg/L	100		64.0	30-130			
Surrogate: 2-Fluorobiphenyl	*52.9*		µg/L	100		52.9	30-130			
Surrogate: p-Terphenyl-d14	*43.1*		µg/L	100		43.1	30-130			

con-test® ANALYTICAL LABORATORY
39 Spruce Street * East Longmeadow, MA 01028 * FAX 413/525-6405 * TEL. 413/525-2332

QUALITY CONTROL

Petroleum Hydrocarbons Analyses - Quality Control

Analyte	Result	Reporting Limit	Units	Spike Level	Source Result	%REC	%REC Limits	RPD	RPD Limit	Notes
Batch B214971 - SW-846 3510C										
Blank (B214971-BLK1)				Prepared: 10/17/18 Analyzed: 10/18/18						
CT ETPH	ND	0.075	mg/L							
Surrogate: 2-Fluorobiphenyl	*0.0631*		mg/L	0.100		63.1	50-150			
LCS (B214971-BS1)				Prepared: 10/17/18 Analyzed: 10/18/18						
CT ETPH	0.683	0.075	mg/L	1.00		68.3	60-120			
Surrogate: 2-Fluorobiphenyl	*0.0666*		mg/L	0.100		66.6	50-150			
LCS Dup (B214971-BSD1)				Prepared: 10/17/18 Analyzed: 10/18/18						
CT ETPH	0.690	0.075	mg/L	1.00		69.0	60-120	0.924	30	
Surrogate: 2-Fluorobiphenyl	*0.0673*		mg/L	0.100		67.3	50-150			

con-test® ANALYTICAL LABORATORY
39 Spruce Street * East Longmeadow, MA 01028 * FAX 413/525-6405 * TEL. 413/525-2332

QUALITY CONTROL

Metals Analyses (Total) - Quality Control

Analyte	Result	Reporting Limit	Units	Spike Level	Source Result	%REC	%REC Limits	RPD	RPD Limit	Notes
Batch B214834 - SW-846 3005A										
Blank (B214834-BLK1)				Prepared: 10/15/18 Analyzed: 10/16/18						
Antimony	ND	5.0	µg/L							
Arsenic	ND	2.0	µg/L							
Barium	ND	50	µg/L							
Beryllium	ND	2.0	µg/L							
Cadmium	ND	2.5	µg/L							
Chromium	ND	5.0	µg/L							
Copper	ND	25	µg/L							
Lead	ND	5.0	µg/L							
Nickel	ND	25	µg/L							
Selenium	ND	25	µg/L							
Silver	ND	2.5	µg/L							
Thallium	ND	1.0	µg/L							
Vanadium	ND	25	µg/L							
Zinc	ND	50	µg/L							
LCS (B214834-BS1)				Prepared: 10/15/18 Analyzed: 10/16/18						
Antimony	519	10	µg/L	500		104	80-120			
Arsenic	523	4.0	µg/L	500		105	80-120			
Barium	519	100	µg/L	500		104	80-120			
Beryllium	503	4.0	µg/L	500		101	80-120			
Cadmium	523	5.0	µg/L	500		105	80-120			
Chromium	542	10	µg/L	500		108	80-120			
Copper	1030	50	µg/L	1000		103	80-120			
Lead	512	10	µg/L	500		102	80-120			
Nickel	527	50	µg/L	500		105	80-120			
Selenium	519	50	µg/L	500		104	80-120			
Silver	516	5.0	µg/L	500		103	80-120			
Thallium	506	2.0	µg/L	500		101	80-120			
Vanadium	534	50	µg/L	500		107	80-120			
Zinc	1040	100	µg/L	1000		104	80-120			
LCS Dup (B214834-BSD1)				Prepared: 10/15/18 Analyzed: 10/16/18						
Antimony	524	10	µg/L	500		105	80-120	0.908	20	
Arsenic	526	4.0	µg/L	500		105	80-120	0.643	20	
Barium	523	100	µg/L	500		105	80-120	0.818	20	
Beryllium	517	4.0	µg/L	500		103	80-120	2.73	20	
Cadmium	529	5.0	µg/L	500		106	80-120	1.06	20	
Chromium	539	10	µg/L	500		108	80-120	0.525	20	
Copper	1040	50	µg/L	1000		104	80-120	0.403	20	
Lead	517	10	µg/L	500		103	80-120	1.06	20	
Nickel	528	50	µg/L	500		106	80-120	0.123	20	
Selenium	523	50	µg/L	500		105	80-120	0.918	20	
Silver	519	5.0	µg/L	500		104	80-120	0.577	20	
Thallium	509	2.0	µg/L	500		102	80-120	0.628	20	
Vanadium	530	50	µg/L	500		106	80-120	0.709	20	
Zinc	1060	100	µg/L	1000		106	80-120	1.42	20	

con-test® ANALYTICAL LABORATORY
39 Spruce Street * East Longmeadow, MA 01028 * FAX 413/525-6405 * TEL. 413/525-2332

QUALITY CONTROL

Metals Analyses (Total) - Quality Control

Analyte	Result	Reporting Limit	Units	Spike Level	Source Result	%REC	%REC Limits	RPD	RPD Limit	Notes
Batch B215141 - SW-846 7470A Prep										
Blank (B215141-BLK1)				Prepared: 10/18/18 Analyzed: 10/19/18						
Mercury	ND	0.00010	mg/L							
LCS (B215141-BS1)				Prepared: 10/18/18 Analyzed: 10/19/18						
Mercury	0.00173	0.00010	mg/L	0.00200		86.6	80-120			
LCS Dup (B215141-BSD1)				Prepared: 10/18/18 Analyzed: 10/19/18						
Mercury	0.00190	0.00010	mg/L	0.00200		95.1	80-120	9.38	20	

con-test® ANALYTICAL LABORATORY
39 Spruce Street * East Longmeadow, MA 01028 * FAX 413/525-6405 * TEL. 413/525-2332

QUALITY CONTROL

Conventional Chemistry Parameters by EPA/APHA/SW-846 Methods (Total) - Quality Control

Analyte	Result	Reporting Limit	Units	Spike Level	Source Result	%REC	%REC Limits	RPD	RPD Limit	Notes
Batch B214840 - SM21-22 4500 H B										
LCS (B214840-BS1)				Prepared & Analyzed: 10/15/18						
pH	6.05		pH Units	6.00		101	90-110			
Duplicate (B214840-DUP1)	**Source: 18J0644-03**			Prepared & Analyzed: 10/15/18						
pH	6.9		pH Units		6.9			0.522	5	H-05
Batch B214960 - SM21-22 4500 H B										
LCS (B214960-BS1)				Prepared & Analyzed: 10/16/18						
pH	5.96		pH Units	6.00		99.4	90-110			
Duplicate (B214960-DUP1)	**Source: 18J0644-05**			Prepared & Analyzed: 10/16/18						
pH	7.1		pH Units		7.1			0.254	5	H-05
Batch B215176 - SM21-22 2320B										
Blank (B215176-BLK1)				Prepared & Analyzed: 10/18/18						
Alkalinity	ND	1.0	mg/L							
LCS (B215176-BS1)				Prepared & Analyzed: 10/18/18						
Alkalinity	44	1.0	mg/L	44.4		98.4	86.2-110			
LCS Dup (B215176-BSD1)				Prepared & Analyzed: 10/18/18						
Alkalinity	44	1.0	mg/L	44.4		98.4	86.2-110	0.00	5.57	

con-test® ANALYTICAL LABORATORY
39 Spruce Street * East Longmeadow, MA 01028 * FAX 413/525-6405 * TEL. 413/525-2332

FLAG/QUALIFIER SUMMARY

*	QC result is outside of established limits.
†	Wide recovery limits established for difficult compound.
‡	Wide RPD limits established for difficult compound.
#	Data exceeded client recommended or regulatory level
ND	Not Detected
RL	Reporting Limit is at the level of quantitation (LOQ)
DL	Detection Limit is the lower limit of detection determined by the MDL study
MCL	Maximum Contaminant Level
	Percent recoveries and relative percent differences (RPDs) are determined by the software using values in the calculation which have not been rounded.
	No results have been blank subtracted unless specified in the case narrative section.
H-05	Holding time was exceeded. pH analysis should be performed immediately at time of sampling. Nominal 15 minute holding time was exceeded.
L-01	Laboratory fortified blank /laboratory control sample recovery outside of control limits. Data validation is not affected since all results are "not detected" for all samples in this batch for this compound and bias is on the high side.
L-03	Laboratory fortified blank/laboratory control sample recovery is outside of control limits. Reported value for this compound is likely to be biased on the low side.
R-05	Laboratory fortified blank duplicate RPD is outside of control limits. Reduced precision is anticipated for any reported value for this compound.
RL-03	Elevated reporting limit based on lowest point in calibration. Requested reporting limit not met.
SM-01	Sample container does not satisfy method specifications.
V-05	Continuing calibration did not meet method specifications and was biased on the low side for this compound.
V-16	Response factor is less than method specified minimum acceptable value. Reduced precision and accuracy may be associated with reported result.
V-19	Initial calibration did not meet method specifications. Compound was calibrated using linear regression with correlation coefficient <0.99. Reported result is estimated.
V-34	Initial calibration verification (ICV) did not meet method specifications and was biased on the low side for this compound. Reported result is estimated.

con-test® ANALYTICAL LABORATORY
39 Spruce Street * East Longmeadow, MA 01028 * FAX 413/525-6405 * TEL. 413/525-2332

CERTIFICATIONS

Certified Analyses included in this Report

Analyte	Certifications
CTDEP ETPH in Water	
CT ETPH	CT
SM21-22 2320B in Water	
Alkalinity	CT,MA,NH,NY,RI,NC,ME,VA
SM21-22 4500 H B in Water	
pH	CT,MA,RI
SW-846 6020B in Water	
Antimony	CT,NH,NY,ME,VA,NC
Arsenic	CT,NH,NY,ME,VA,NC
Barium	CT,NH,NY,ME,VA,NC
Beryllium	CT,NH,NY,ME,VA,NC
Cadmium	CT,NH,NY,RI,ME,VA,NC
Chromium	CT,NH,NY,ME,VA,NC
Copper	CT,NH,NY,ME,VA,NC
Lead	CT,NH,NY,ME,VA,NC
Nickel	CT,NH,NY,ME,VA,NC
Selenium	CT,NH,NY,ME,VA,NC
Silver	CT,NH,NY,ME,VA,NC
Thallium	CT,NH,NY,ME,VA,NC
Vanadium	CT,NH,NY,ME,VA,NC
Zinc	CT,NH,NY,ME,VA,NC
SW-846 7470A in Water	
Mercury	CT,NH,NY,NC,ME,VA
SW-846 8260C in Water	
Acetone	CT,NH,NY,ME
Acrylonitrile	CT,NY,ME
Benzene	CT,NH,NY,ME
Bromobenzene	NY
Bromodichloromethane	CT,NH,NY,ME
Bromoform	CT,NH,NY,ME
Bromomethane	CT,NH,NY,ME
2-Butanone (MEK)	CT,NH,NY,ME
n-Butylbenzene	NY,ME
sec-Butylbenzene	NY,ME
tert-Butylbenzene	NY,ME
Carbon Disulfide	CT,NH,NY,ME
Carbon Tetrachloride	CT,NH,NY,ME
Chlorobenzene	CT,NH,NY,ME
Chlorodibromomethane	CT,NH,NY,ME
Chloroethane	CT,NH,NY,ME
Chloroform	CT,NH,NY,ME
Chloromethane	CT,NH,NY,ME
2-Chlorotoluene	NY,ME
4-Chlorotoluene	NY,ME
1,2-Dibromo-3-chloropropane (DBCP)	NY
1,2-Dibromoethane (EDB)	NY

con-test® ANALYTICAL LABORATORY
39 Spruce Street * East Longmeadow, MA 01028 * FAX 413/525-6405 * TEL. 413/525-2332

CERTIFICATIONS

Certified Analyses included in this Report

Analyte	Certifications
SW-846 8260C in Water	
Dibromomethane	NH,NY,ME
1,2-Dichlorobenzene	CT,NY,ME
1,3-Dichlorobenzene	CT,NH,NY,ME
1,4-Dichlorobenzene	CT,NH,NY,ME
trans-1,4-Dichloro-2-butene	NH,NY,ME
Dichlorodifluoromethane (Freon 12)	NH,NY,ME
1,1-Dichloroethane	CT,NH,NY,ME
1,2-Dichloroethane	CT,NH,NY,ME
1,1-Dichloroethylene	CT,NH,NY,ME
cis-1,2-Dichloroethylene	NY,ME
trans-1,2-Dichloroethylene	CT,NH,NY,ME
1,2-Dichloropropane	CT,NH,NY,ME
1,3-Dichloropropane	NY,ME
2,2-Dichloropropane	NH,NY,ME
1,1-Dichloropropene	NH,NY,ME
cis-1,3-Dichloropropene	CT,NH,NY,ME
trans-1,3-Dichloropropene	CT,NH,NY,ME
Ethylbenzene	CT,NH,NY,ME
Hexachlorobutadiene	CT,NH,NY,ME
2-Hexanone (MBK)	CT,NH,NY,ME
Isopropylbenzene (Cumene)	NY,ME
p-Isopropyltoluene (p-Cymene)	CT,NH,NY,ME
Methyl tert-Butyl Ether (MTBE)	CT,NH,NY,ME
Methylene Chloride	CT,NH,NY,ME
4-Methyl-2-pentanone (MIBK)	CT,NH,NY,ME
Naphthalene	NH,NY,ME
n-Propylbenzene	CT,NH,NY,ME
Styrene	CT,NH,NY,ME
1,1,1,2-Tetrachloroethane	CT,NH,NY,ME
1,1,2,2-Tetrachloroethane	CT,NH,NY,ME
Tetrachloroethylene	CT,NH,NY,ME
Toluene	CT,NH,NY,ME
1,2,3-Trichlorobenzene	NH,NY,ME
1,2,4-Trichlorobenzene	CT,NH,NY,ME
1,1,1-Trichloroethane	CT,NH,NY,ME
1,1,2-Trichloroethane	CT,NH,NY,ME
Trichloroethylene	CT,NH,NY,ME
Trichlorofluoromethane (Freon 11)	CT,NH,NY,ME
1,2,3-Trichloropropane	NH,NY,ME
1,1,2-Trichloro-1,2,2-trifluoroethane (Freon 113)	NY
1,2,4-Trimethylbenzene	NY,ME
1,3,5-Trimethylbenzene	NY,ME
Vinyl Chloride	CT,NH,NY,ME
m+p Xylene	NH,NY,ME
o-Xylene	NH,NY,ME
SW-846 8270D in Soil	

con-test® ANALYTICAL LABORATORY
39 Spruce Street * East Longmeadow, MA 01028 * FAX 413/525-6405 * TEL. 413/525-2332

CERTIFICATIONS

Certified Analyses included in this Report

Analyte	Certifications
SW-846 8270D in Soil	
Aniline	NY,NH
Bis(2-chloroethoxy)methane	CT,NY,NH
Bis(2-chloroethyl)ether	CT,NY,NH
Bis(2-chloroisopropyl)ether	CT,NY,NH
Bis(2-Ethylhexyl)phthalate	CT,NY,NH
4-Bromophenylphenylether	CT,NY,NH
Butylbenzylphthalate	CT,NY,NH
4-Chloroaniline	CT,NY,NH
4-Chloro-3-methylphenol	CT,NY,NH
2-Chloronaphthalene	CT,NY,NH
2-Chlorophenol	CT,NY,NH
4-Chlorophenylphenylether	CT,NY,NH
Dibenzofuran	CT,NY,NH
Di-n-butylphthalate	CT,NY,NH
1,2-Dichlorobenzene	NY,NH
1,3-Dichlorobenzene	NY,NH
1,4-Dichlorobenzene	NY,NH
3,3-Dichlorobenzidine	CT,NY,NH
2,4-Dichlorophenol	CT,NY,NH
Diethylphthalate	CT,NY,NH
2,4-Dimethylphenol	CT,NY,NH
Dimethylphthalate	CT,NY,NH
4,6-Dinitro-2-methylphenol	CT,NY,NH
2,4-Dinitrophenol	CT,NY,NH
2,4-Dinitrotoluene	CT,NY,NH
2,6-Dinitrotoluene	CT,NY,NH
Di-n-octylphthalate	CT,NY,NH
Hexachlorobenzene	CT,NY,NH
Hexachlorobutadiene	CT,NY,NH
Hexachlorocyclopentadiene	CT,NY,NH
Hexachloroethane	CT,NY,NH
Isophorone	CT,NY,NH
2-Methylphenol	CT,NY,NH
3/4-Methylphenol	CT,NY,NH
Naphthalene	CT,NY,NH
2-Nitroaniline	CT,NY,NH
3-Nitroaniline	CT,NY,NH
4-Nitroaniline	CT,NY,NH
Nitrobenzene	CT,NY,NH
2-Nitrophenol	CT,NY,NH
4-Nitrophenol	CT,NY,NH
N-Nitrosodiphenylamine	CT,NY,NH
N-Nitrosodi-n-propylamine	CT,NY,NH
Pentachloronitrobenzene	NY
Pentachlorophenol	CT,NY,NH
Phenol	CT,NY,NH
Pyridine	CT,NY,NH

con-test® ANALYTICAL LABORATORY
39 Spruce Street * East Longmeadow, MA 01028 * FAX 413/525-6405 * TEL. 413/525-2332

CERTIFICATIONS

Certified Analyses included in this Report

Analyte	Certifications
SW-846 8270D in Soil	
1,2,4,5-Tetrachlorobenzene	NY
1,2,4-Trichlorobenzene	CT,NY,NH
2,4,5-Trichlorophenol	CT,NY,NH
2,4,6-Trichlorophenol	CT,NY,NH
SW-846 8270D in Water	
Aniline	CT,NY
Bis(2-chloroethoxy)methane	CT,NY,NH
Bis(2-chloroethyl)ether	CT,NY,NH
Bis(2-chloroisopropyl)ether	CT,NY,NH
Bis(2-Ethylhexyl)phthalate	CT,NY,NH
4-Bromophenylphenylether	CT,NY,NH
Butylbenzylphthalate	CT,NY,NH
4-Chloroaniline	CT,NY,NH
4-Chloro-3-methylphenol	CT,NY,NH
2-Chloronaphthalene	CT,NY,NH
2-Chlorophenol	CT,NY,NH
4-Chlorophenylphenylether	CT,NY,NH
Dibenzofuran	CT,NY,NH
Di-n-butylphthalate	CT,NY,NH
1,2-Dichlorobenzene	NY
1,3-Dichlorobenzene	NY
1,4-Dichlorobenzene	NY
3,3-Dichlorobenzidine	CT,NY,NH
2,4-Dichlorophenol	CT,NY,NH
Diethylphthalate	CT,NY,NH
2,4-Dimethylphenol	CT,NY,NH
Dimethylphthalate	CT,NY,NH
4,6-Dinitro-2-methylphenol	CT,NY,NH
2,4-Dinitrophenol	CT,NY,NH
2,4-Dinitrotoluene	CT,NY,NH
2,6-Dinitrotoluene	CT,NY,NH
Di-n-octylphthalate	CT,NY,NH
Hexachlorobenzene	CT,NY,NH
Hexachlorobutadiene	CT,NY,NH
Hexachlorocyclopentadiene	CT,NY,NH
Hexachloroethane	CT,NY,NH
Isophorone	CT,NY,NH
2-Methylphenol	CT,NY,NH
3/4-Methylphenol	CT,NY,NH
Naphthalene	CT,NY,NH
2-Nitroaniline	CT,NY,NH
3-Nitroaniline	CT,NY,NH
4-Nitroaniline	CT,NY,NH
Nitrobenzene	CT,NY,NH
2-Nitrophenol	CT,NY,NH
4-Nitrophenol	CT,NY,NH

con-test® ANALYTICAL LABORATORY
39 Spruce Street * East Longmeadow, MA 01028 * FAX 413/525-6405 * TEL. 413/525-2332

CERTIFICATIONS

Certified Analyses included in this Report

Analyte	Certifications
SW-846 8270D in Water	
N-Nitrosodiphenylamine	CT,NY,NH
N-Nitrosodi-n-propylamine	CT,NY,NH
Pentachlorophenol	CT,NY,NH
Phenol	CT,NY,NH
Pyridine	CT,NY,NH
1,2,4,5-Tetrachlorobenzene	NY
1,2,4-Trichlorobenzene	CT,NY,NH
2,4,5-Trichlorophenol	CT,NY,NH
2,4,6-Trichlorophenol	CT,NY,NH

The CON-TEST Environmental Laboratory operates under the following certifications and accreditations:

Code	Description	Number	Expires
AIHA	AIHA-LAP, LLC - ISO17025:2005	100033	03/1/2020
MA	Massachusetts DEP	M-MA100	06/30/2019
CT	Connecticut Department of Publilc Health	PH-0567	09/30/2019
NY	New York State Department of Health	10899 NELAP	04/1/2019
NH-S	New Hampshire Environmental Lab	2516 NELAP	02/5/2019
RI	Rhode Island Department of Health	LAO00112	12/30/2018
NC	North Carolina Div. of Water Quality	652	12/31/2018
NJ	New Jersey DEP	MA007 NELAP	06/30/2019
FL	Florida Department of Health	E871027 NELAP	06/30/2019
VT	Vermont Department of Health Lead Laboratory	LL015036	07/30/2019
ME	State of Maine	2011028	06/9/2019
VA	Commonwealth of Virginia	460217	12/14/2018
NH-P	New Hampshire Environmental Lab	2557 NELAP	09/6/2019
VT-DW	Vermont Department of Health Drinking Water	VT-255716	06/12/2019
NC-DW	North Carolina Department of Health	25703	07/31/2019

JLH

con-test ANALYTICAL LABORATORY

Phone: 413-525-2332 18J0644
Fax: 413-525-6405
Email: info@contestlabs.com

http://www.contestlabs.com
CHAIN OF CUSTODY RECORD

Doc # 381 Rev 1_03242017

39 Spruce Street
East Longmeadow, MA 01028

Page 1 of ____

Company Name: Apex Companies, LLC
Address: 58 H Conn. Ave Sewindsor CT
Phone: 860 2821700
Project Name: Eversource Wethersfield
Project Location: Wethersfield CT
Project Number: 6089-015
Project Manager: Donna Kash
Con-Test Quote Name/Number:
Invoice Recipient: Apex
Sampled By: J. Minard

Requested Turnaround Time
7-Day ☒ 10-Day ☐
Due Date:

Rush-Approval Required
1-Day ☐ 3-Day ☐
2-Day ☐ 4-Day ☐

Data Delivery
Format: PDF ☒ EXCEL ☐
Other: DKash@apexas.com
CLP Like Data Pkg Required: ☐
Email To:
Fax To #:

Con-Test Work Order#	Client Sample ID / Description	Beginning Date/Time	Ending Date/Time	Composite	Grab	[1]Matrix Code	Conc Code	VOC 8260	Tot PSR Metals Mercury	Diss. CTRSR Metals	EtPH	SVOCs	Carbon Dioxide
1	AP-6R	10/11/18	0718		/	GW	U	X	X		X	X	X
2	AP-11R	↓	0815		/	↓		X	X		X	X	X
3	AP-1R	↓	0945		/	↓		X	X		X	X	X
4	AP-13R-BR	↓	1045		/	↓		X	X		X	X	X
5	AP-15R-BR	↓	1227		/	↓		X	X		X	X	X
6	TB101118	↓	1240		/	GW	C	X					

# of Containers	18	5	5	10	10	5												
[2] Preservation Code	H	N	N	O	O	O												
[3] Container Code	V	P	P	A	A	P												

ANALYSIS REQUESTED

Dissolved Metals Samples
○ Field Filtered
○ Lab to Filter

Orthophosphate Samples
○ Field Filtered
○ Lab to Filter

[1] **Matrix Codes:**
GW = Ground Water
WW = Waste Water
DW = Drinking Water
A = Air
S = Soil
SL = Sludge
SOL = Solid
O = Other (please define)

[2] **Preservation Codes:**
I = Iced
H = HCL
M = Methanol
N = Nitric Acid
S = Sulfuric Acid
B = Sodium Bisulfate
X = Sodium Hydroxide
T = Sodium Thiosulfate
O = Other (please define) Unpreserved (ASTS)

[3] **Container Codes:**
A = Amber Glass
G = Glass
P = Plastic
ST = Sterile
V = Vial
S = Summa Canister
T = Tedlar Bag
O = Other (please define)

Comments: Standard QAQC DQA
Dissolved CTRSR → field filtered
HOLD Dissolved CTRSR

Please use the following codes to indicate possible sample concentration within the Conc Code column above:
H - High; M - Medium; L - Low; C - Clean; U - Unknown

Relinquished by: (signature)	Date/Time: 10/11/18 1430	Detection Limit Requirements: MA	Special Requirements: ☐ MA MCP Required
Received by: (signature)	Date/Time: 10/12/18 930		MCP Certification Form Required
Relinquished by: (signature)	Date/Time: 10/12/18 3:10	CT: CTRSR GA, SWPC, RVC, VC UC	☒ CT RCP Required
Received by: (signature)	Date/Time:		RCP Certification Form Required
Relinquished by: (signature) 2.3, 3.9	Date/Time: 10/12/18 15:10	Other:	☐ MA State DW Required
Received by: (signature)	Date/Time:		PWSID #

con-test ANALYTICAL LABORATORY www.contestlabs.com
NELAC and AIHA-LAP, LLC Accredited

Project Entity
☐ Government ☐ Municipality ☐ MWRA ☐ WRTA
☐ Federal ☐ 21 J ☐ School
☐ City ☐ Brownfield ☐ MBTA

Other
☐ Chromatogram
☐ AIHA-LAP, LLC

PCB ONLY
☐ Soxhlet
☐ Non Soxhlet

I Have Not Confirmed Sample Container Numbers With Lab Staff Before Relinquishing Over Samples_____

con-test® ANALYTICAL LABORATORY

Doc# 277 Rev 5 2017

Login Sample Receipt Checklist - (Rejection Criteria Listing - Using Acceptance Policy) Any False Statement will be brought to the attention of the Client - State True or False

Client Apex

Received By MD Date 10/12/18 Time 15:10

How were the samples received? In Cooler T No Cooler _____ On Ice T No Ice _____

Direct from Sampling _____ Ambient _____ Melted Ice _____

Were samples within Temperature? 2-6°C T By Gun # 577 Actual Temp - 2.3, 3.9

By Blank # _____ Actual Temp - _____

Was Custody Seal Intact? N/A Were Samples Tampered with? N/A

Was COC Relinquished ? T Does Chain Agree With Samples? T

Are there broken/leaking/loose caps on any samples? F

Is COC in ink/ Legible? T Were samples received within holding time? T

Did COC include all pertinent Information? Client T Project T Analysis T ID's T Sampler Name T Collection Dates/Times T

Are Sample labels filled out and legible? T

Are there Lab to Filters? F Who was notified? _____

Are there Rushes? F Who was notified? _____

Are there Short Holds? F Who was notified? _____

Is there enough Volume? T

Is there Headspace where applicable? F MS/MSD? F

Proper Media/Containers Used? T Is splitting samples required? F

Were trip blanks received? T On COC? T

Do all samples have the proper pH? Acid T<2 Base _____

Vials	#	Containers:	#		#		#
Unp-		1 Liter Amb.	20	1 Liter Plastic		16 oz Amb.	
HCL-	18	500 mL Amb.		500 mL Plastic	15	8oz Amb/Clear	
Meoh-		250 mL Amb.		250 mL Plastic		4oz Amb/Clear	
Bisulfate-		Col./Bacteria		Flashpoint		2oz Amb/Clear	
DI-		Other Plastic		Other Glass		Encore	
Thiosulfate-		SOC Kit		Plastic Bag		Frozen:	
Sulfuric-		Perchlorate		Ziplock			

Unused Media

Vials	#	Containers:	#		#		#
Unp-		1 Liter Amb.		1 Liter Plastic		16 oz Amb.	
HCL-		500 mL Amb.		500 mL Plastic		8oz Amb/Clear	
Meoh-		250 mL Amb.		250 mL Plastic		4oz Amb/Clear	
Bisulfate-		Col./Bacteria		Flashpoint		2oz Amb/Clear	
DI-		Other Plastic		Other Glass		Encore	
Thiosulfate-		SOC Kit		Plastic Bag		Frozen:	
Sulfuric-		Perchlorate		Ziplock			

Comments:

X:\HPCHEM\1\DATA\A101918.SEC\A1019007.D

CT ETPH DISCRIMINATION CHECK

Data File Name	A1019007.D
Data File Path	X:\HPCHEM\1\DATA\A101918.SEC\
Operator	RMW
Date Acquired	10/19/2018 12:56
Acq. Method File	ETPH18.M
Sample Name	ETPH 1500
Instrument Name	5890DFID

Name	Ret Time	Target Response	Avg response	*%D+/-20
c - 9	1.18	299850	318634	6
c - 10	1.54	304023	318634	5
c - 12	2.27	307107	318634	4
c - 14	2.94	318114	318634	0
c - 16	3.53	323509	318634	-2
c - 18	4.12	323854	318634	-2
c - 20	4.74	326116	318634	-2
c - 22	5.25	327708	318634	-3
c - 24	5.68	325881	318634	-2
c - 26	6.08	324838	318634	-2
c - 28	6.43	327007	318634	-3
c - 30	6.76	330911	318634	-4
c - 32	7.07	319842	318634	0
c - 34	7.36	312125	318634	2
c - 36	7.64	308619	318634	3

*One compound allowed %D </=50%

Samples

18J0594-03RE1
18J0594-05RE1
18J0574-15RE1
18J0574-10RE1
18J0574-11RE1
18J0574-13RE1
18J0574-14RE1
18J0550-04RE1
18J0550-05RE1

X:\HPCHEM\1\DATA\A101918.SEC\A1019051.D

CT ETPH DISCRIMINATION CHECK

Data File Name	A1019051.D
Data File Path	X:\HPCHEM\1\DATA\A101918.SEC\
Operator	RMW
Date Acquired	10/19/2018 8:14
Acq. Method File	ETPH18.M
Sample Name	ETPH 1500
Instrument Name	5890DFID

Name	Ret Time	Target Response	Avg response	*%D+/-20
c - 9	1.18	313415	334179	6
c - 10	1.54	318799	334179	5
c - 12	2.27	323044	334179	3
c - 14	2.94	334124	334179	0
c - 16	3.53	339220	334179	-2
c - 18	4.12	339750	334179	-2
c - 20	4.74	342380	334179	-2
c - 22	5.25	343951	334179	-3
c - 24	5.68	341872	334179	-2
c - 26	6.07	340879	334179	-2
c - 28	6.43	342989	334179	-3
c - 30	6.76	347188	334179	-4
c - 32	7.07	335330	334179	0
c - 34	7.36	326846	334179	2
c - 36	7.64	322897	334179	3

*One compound allowed %D </=50%

Samples
18J0583-17
18J0644-05
18J0583-03@100X
18J0583-15@100X

X:\HPCHEM\1\DATA\A101918\A1019006.D

CT ETPH DISCRIMINATION CHECK

Data File Name	A1019006.D
Data File Path	X:\HPCHEM\1\DATA\A101918\
Date Acquired	10/19/2018 12:38
Operator	RMW
Acq. Method File	ETPH18.M
Sample Name	ETPH 1500
Instrument Name	5890DFID

Name	Ret Time	Target Response	Avg Response	*%D+/-20
c - 9	0.95	468693	520236	10
c - 10	1.29	479701	520236	8
c - 12	2.01	501052	520236	4
c - 14	2.68	529331	520236	-2
c - 16	3.28	548443	520236	-5
c - 18	3.83	556327	520236	-7
c - 20	4.44	564508	520236	-9
c - 22	4.98	566328	520236	-9
c - 24	5.43	554676	520236	-7
c - 26	5.82	542207	520236	-4
c - 28	6.19	531754	520236	-2
c - 30	6.52	524018	520236	-1
c - 32	6.83	494812	520236	5
c - 34	7.12	474842	520236	9
c - 36	7.40	466857	520236	10

*One compound allowed %D </=50%

Samples
18J0550-03RE1
18J0594-06RE1
18J0550-01RE1
18J0550-02RE1
18J0574-09RE1
18J0594-02RE1
18J0574-12RE1
18J0594-04RE1

X:\HPCHEM\1\DATA\A101918\A1019050.D

CT ETPH DISCRIMINATION CHECK

Data File Name	A1019050.D
Data File Path	X:\HPCHEM\1\DATA\A101918\
Date Acquired	10/19/2018 7:56
Operator	RMW
Acq. Method File	ETPH18.M
Sample Name	ETPH 1500
Instrument Name	5890DFID

Name	Ret Time	Target Response	Avg Response	*%D+/-20
c - 9	0.95	457714	504527	9
c - 10	1.29	470986	504527	7
c - 12	2.01	488835	504527	3
c - 14	2.68	506504	504527	0
c - 16	3.28	515646	504527	-2
c - 18	3.83	515954	504527	-2
c - 20	4.44	520146	504527	-3
c - 22	4.98	523137	504527	-4
c - 24	5.43	520651	504527	-3
c - 26	5.82	520963	504527	-3
c - 28	6.18	526398	504527	-4
c - 30	6.52	531555	504527	-5
c - 32	6.83	508845	504527	-1
c - 34	7.12	487389	504527	3
c - 36	7.40	473187	504527	6

*One compound allowed %D </=50%

Samples
18J0644-02
18J0583-16
18J0644-01
18J0644-04
18J0644-03
18J0583-13@200X
18J0583-14@100X
18J0583-02@100X

X:\HPCHEM\1\DATA\A101918\A1019006.D

CT ETPH DISCRIMINATION CHECK

Data File Name	A1019006.D
Data File Path	X:\HPCHEM\1\DATA\A101918\
Date Acquired	10/19/2018 12:38
Operator	RMW
Acq. Method File	ETPH18.M
Sample Name	ETPH 1500
Instrument Name	5890DFID

Name	Ret Time	Target Response	Avg Response	*%D+/-20
c - 9	0.95	468693	520236	10
c - 10	1.29	479701	520236	8
c - 12	2.01	501052	520236	4
c - 14	2.68	529331	520236	-2
c - 16	3.28	548443	520236	-5
c - 18	3.83	556327	520236	-7
c - 20	4.44	564508	520236	-9
c - 22	4.98	566328	520236	-9
c - 24	5.43	554676	520236	-7
c - 26	5.82	542207	520236	-4
c - 28	6.19	531754	520236	-2
c - 30	6.52	524018	520236	-1
c - 32	6.83	494812	520236	5
c - 34	7.12	474842	520236	9
c - 36	7.40	466857	520236	10

*One compound allowed %D </=50%

Samples

18J0550-03RE1
18J0594-06RE1
18J0550-01RE1
18J0550-02RE1
18J0574-09RE1
18J0594-02RE1
18J0574-12RE1
18J0594-04RE1

X:\HPCHEM\1\DATA\A101918\A1019050.D

CT ETPH DISCRIMINATION CHECK

Data File Name	A1019050.D
Data File Path	X:\HPCHEM\1\DATA\A101918\
Date Acquired	10/19/2018 7:56
Operator	RMW
Acq. Method File	ETPH18.M
Sample Name	ETPH 1500
Instrument Name	5890DFID

Name	Ret Time	Target Response	Avg Response	*%D+/-20
c - 9	0.95	457714	504527	9
c - 10	1.29	470986	504527	7
c - 12	2.01	488835	504527	3
c - 14	2.68	506504	504527	0
c - 16	3.28	515646	504527	-2
c - 18	3.83	515954	504527	-2
c - 20	4.44	520146	504527	-3
c - 22	4.98	523137	504527	-4
c - 24	5.43	520651	504527	-3
c - 26	5.82	520963	504527	-3
c - 28	6.18	526398	504527	-4
c - 30	6.52	531555	504527	-5
c - 32	6.83	508845	504527	-1
c - 34	7.12	487389	504527	3
c - 36	7.40	473187	504527	6

*One compound allowed %D </=50%

Samples
18J0644-02
18J0583-16
18J0644-01
18J0644-04
18J0644-03
18J0583-13@200X
18J0583-14@100X
18J0583-02@100X

REASONABLE CONFIDENCE PROTOCOL
LABORATORY ANALYSIS QA/QC CERTIFICATION FORM

Laboratory Name: Con-Test Analytical Laboratory

Client: Apex Companies, LLC - South Windsor, C

Project Location: Wethersfield, CT

Project Number: 18J0644

Laboratory Sample ID(s):

18J0644-01 thru 18J0644-06

Sample Date(s):

10/11/2018

List RCP Methods Used:

CTDEP ETPH, SW-846 6020B, SW-846 7470A, SW-846 8260C, SW-846 8270D

1	For each analytical method referenced in this laboratory report package, were all specified QA/QC performance criteria followed, including the requirement to explain any criteria falling outside of acceptable guidelines, as specified in the CTDEP method-specific Reasonable Confidence Protocol documents?	☑ Yes ☐ No
1A	Were the method specified preservation and holding time requirements met?	☑ Yes ☐ No
1B	VPH and EPH Methods only: Was the VPH and EPH method conducted without significant modifications (see Section 11.3 of respective RCP methods)?	☐ Yes ☐ No ☑ N/A
2	Were all samples received by the laboratory in a condition consistent with that described on the associated chain-of-custody document(s)?	☑ Yes ☐ No
3	Were samples received at an appropriate temperature (< 6 degrees C.)?	☑ Yes ☐ No ☐ N/A
4	Were all QA/QC performance criteria specified in the CTDEP Reasonable Confidence Protocol documents achieved?	☐ Yes ☑ No
5A	Were reporting limits specified or referenced on the chain-of-custody?	☑ Yes ☐ No
5B	Were these reporting limits met?	☐ Yes ☑ No
6	For each analytical method referenced in this laboratory report package, were results reported for all constituents identified in the method-specific analyte lists presented in the Reasonable Confidence Protocol documents?	☑ Yes ☐ No
7	Are project-specific matrix spikes and laboratory duplicates included in this data set?	☐ Yes ☑ No

Notes: For all questions to which the response was "No" (with the exception of question #7), additional information must be provided in an attached narrative. If the answer to question #1, #1A, or #1B is "No", the data package does not meet the requirements for "Reasonable Confidence."
This form may not be altered and all questions must be answered.

Lisa A. Worthington

I, the undersigned, attest under the pains and penalties of perjury that, to the best of my knowledge and belief and based upon my personal inquiry of those responsible for providing the information contained in this analytical report, such information is accurate and complete.

Authorized Signature: Lisa Worthington **Position:** Project Manager

Printed Name: Lisa A. Worthington **Date:** 10/23/18

Name of Laboratory: Con-Test Analytical Laboratory

This certification form is to be used for RCP methods only.

con-test® ANALYTICAL LABORATORY
39 Spruce Street * East Longmeadow, MA 01028 * FAX 413/525-6405 * TEL. 413/525-2332

November 5, 2018

Donna L. Kask
Apex Companies, LLC - South Windsor, CT
58 (H) Connecticut Avenue
South Windsor, CT 06074

Project Location: Wethersfield, CT
Client Job Number:
Project Number: 6089-015
Laboratory Work Order Number: 18J1289

Enclosed are results of analyses for samples received by the laboratory on October 25, 2018. If you have any questions concerning this report, please feel free to contact me.

Sincerely,



Jessica L. Hoffman
Project Manager

Table of Contents

Sample Summary 3

Case Narrative 4

Sample Results 5

18J1289-01 5

Sample Preparation Information 6

QC Data 7

Metals Analyses (Dissolved) 7

B216302 7

Flag/Qualifier Summary 8

Certifications 9

Chain of Custody/Sample Receipt 10

con-test® ANALYTICAL LABORATORY
39 Spruce Street * East Longmeadow, MA 01028 * FAX 413/525-6405 * TEL. 413/525-2332

Apex Companies, LLC - South Windsor, CT
58 (H) Connecticut Avenue
South Windsor, CT 06074
ATTN: Donna L. Kask

REPORT DATE: 11/5/2018

PURCHASE ORDER NUMBER:

PROJECT NUMBER: 6089-015

ANALYTICAL SUMMARY

WORK ORDER NUMBER: 18J1289

The results of analyses performed on the following samples submitted to the CON-TEST Analytical Laboratory are found in this report.

PROJECT LOCATION: Wethersfield, CT

FIELD SAMPLE #	LAB ID:	MATRIX	SAMPLE DESCRIPTION	TEST	SUB LAB
AP-15R-BR	18J1289-01	Ground Water		SW-846 6020B	

con-test® ANALYTICAL LABORATORY
39 Spruce Street * East Longmeadow, MA 01028 * FAX 413/525-6405 * TEL. 413/525-2332

CASE NARRATIVE SUMMARY

All reported results are within defined laboratory quality control objectives unless listed below or otherwise qualified in this report.

For method 6020, only Zn was requested and reported.

The results of analyses reported only relate to samples submitted to the Con-Test Analytical Laboratory for testing.
I certify that the analyses listed above, unless specifically listed as subcontracted, if any, were performed under my direction according to the approved methodologies listed in this document, and that based upon my inquiry of those individuals immediately responsible for obtaining the information, the material contained in this report is, to the best of my knowledge and belief, accurate and complete.

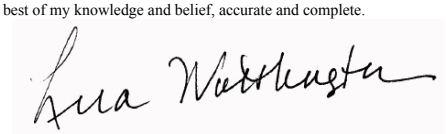

Lisa A. Worthington
Project Manager

con-test® ANALYTICAL LABORATORY
39 Spruce Street * East Longmeadow, MA 01028 * FAX 413/525-6405 * TEL. 413/525-2332

Project Location: Wethersfield, CT | Sample Description: | Work Order: 18J1289

Date Received: 10/25/2018

Field Sample #: AP-15R-BR | Sampled: 10/11/2018 12:27

Sample ID: 18J1289-01

Sample Matrix: Ground Water

Metals Analyses (Dissolved)

Analyte	Results	RL	Units	Dilution	Flag/Qual	Method	Date Prepared	Date/Time Analyzed	Analyst
Zinc	140	50	µg/L	5		SW-846 6020B	11/2/18	11/5/18 12:06	MJH

con-test® ANALYTICAL LABORATORY
39 Spruce Street * East Longmeadow, MA 01028 * FAX 413/525-6405 * TEL. 413/525-2332

Sample Extraction Data

Prep Method: SW-846 3005A Dissolved-SW-846 6020B

Lab Number [Field ID]	Batch	Initial [mL]	Final [mL]	Date
18J1289-01 [AP-15R-BR]	B216302	50.0	50.0	11/02/18

con-test® ANALYTICAL LABORATORY
39 Spruce Street * East Longmeadow, MA 01028 * FAX 413/525-6405 * TEL. 413/525-2332

QUALITY CONTROL

Metals Analyses (Dissolved) - Quality Control

Analyte	Result	Reporting Limit	Units	Spike Level	Source Result	%REC	%REC Limits	RPD	RPD Limit	Notes
Batch B216302 - SW-846 3005A Dissolved										
Blank (B216302-BLK1)				Prepared: 11/02/18 Analyzed: 11/05/18						
Zinc	ND	50	µg/L							
LCS (B216302-BS1)				Prepared: 11/02/18 Analyzed: 11/05/18						
Zinc	1040	100	µg/L	1000		104	80-120			
LCS Dup (B216302-BSD1)				Prepared: 11/02/18 Analyzed: 11/05/18						
Zinc	1040	100	µg/L	1000		104	80-120	0.589	20	

con-test® ANALYTICAL LABORATORY
39 Spruce Street * East Longmeadow, MA 01028 * FAX 413/525-6405 * TEL. 413/525-2332

FLAG/QUALIFIER SUMMARY

*	QC result is outside of established limits.
†	Wide recovery limits established for difficult compound.
‡	Wide RPD limits established for difficult compound.
#	Data exceeded client recommended or regulatory level
ND	Not Detected
RL	Reporting Limit is at the level of quantitation (LOQ)
DL	Detection Limit is the lower limit of detection determined by the MDL study
MCL	Maximum Contaminant Level
	Percent recoveries and relative percent differences (RPDs) are determined by the software using values in the calculation which have not been rounded.
	No results have been blank subtracted unless specified in the case narrative section.

con-test® ANALYTICAL LABORATORY
39 Spruce Street * East Longmeadow, MA 01028 * FAX 413/525-6405 * TEL. 413/525-2332

CERTIFICATIONS

Certified Analyses included in this Report

Analyte	Certifications
SW-846 6020B in Water	
Zinc	CT,NH,NY,NC,ME,VA

The CON-TEST Environmental Laboratory operates under the following certifications and accreditations:

Code	Description	Number	Expires
AIHA	AIHA-LAP, LLC - ISO17025:2005	100033	03/1/2020
MA	Massachusetts DEP	M-MA100	06/30/2019
CT	Connecticut Department of Publilc Health	PH-0567	09/30/2019
NY	New York State Department of Health	10899 NELAP	04/1/2019
NH-S	New Hampshire Environmental Lab	2516 NELAP	02/5/2019
RI	Rhode Island Department of Health	LAO00112	12/30/2018
NC	North Carolina Div. of Water Quality	652	12/31/2018
NJ	New Jersey DEP	MA007 NELAP	06/30/2019
FL	Florida Department of Health	E871027 NELAP	06/30/2019
VT	Vermont Department of Health Lead Laboratory	LL015036	07/30/2019
ME	State of Maine	2011028	06/9/2019
VA	Commonwealth of Virginia	460217	12/14/2018
NH-P	New Hampshire Environmental Lab	2557 NELAP	09/6/2019
VT-DW	Vermont Department of Health Drinking Water	VT-255716	06/12/2019
NC-DW	North Carolina Department of Health	25703	07/31/2019

JLH
con-test ANALYTICAL LABORATORY

18J1289

Phone: 413-525-2332 ~~18J0644~~
Fax: 413-525-6405
Email: info@contestlabs.com

http://www.contestlabs.com
~~CHAIN OF~~ CUSTODY RECORD

Doc # 381 Rev 1_03242017

39 Spruce Street
East Longmeadow, MA 01028

Page 1 of ____

Company Name: Apex Companies, LLC
Address: 58 H Conn. Ave S. Windsor CT
Phone: 860 282 1700
Project Name: Eversource Wethersfield
Project Location: Wethersfield CT
Project Number: 6089-015
Project Manager: Donna Kash
Con-Test Quote Name/Number:
Invoice Recipient: Apex
Sampled By: J. Minard

Requested Turnaround Time
7-Day ☒ 10-Day ☐
Due Date:

Rush-Approval Required
1-Day ☐ 3-Day ☐
2-Day ☐ 4-Day ☐

Data Delivery
Format: PDF ☒ EXCEL ☐
Other: DKash@apexas.com
CLP Like Data Pkg Required: ☐
Email To:
Fax To #:

								18	6	5	10	10	5					
								H	N	N	O	O	O					
								V	P	P	A	A	P					

ANALYSIS REQUESTED

Con-Test Work Order#	Client Sample ID / Description	Beginning Date/Time	Ending Date/Time	Composite	Grab	[1]Matrix Code	Conc Code	VOC 8260	Tot RSR Metals Mercury	Diss. CTRSR Metals	Et PH	SVOCs	Carbon Dioxide
1	AP-6R	10/11/18	0718		/	GW	U	X	X		X	X	X
2	AP-11R	↓	0815		/	↓		X	X		X	X	X
3	AP-1R	↓	0945		/	↓		X	X		X	X	X
4	AP-13R-BR	↓	1045		/	↓		X	X		X	X	X
01 5	AP-15R-BR	↓	1227		/	↓		X	X		X	X	X
6	TB101118	↓	1240		/	GW	C	X					

Client asked to run Diss Zn.
JLH 11/5

Comments: Standard QAQC DQA
Dissolved CTRSR → field filtered
HOLD Dissolved CTRSR

o indicate possible sample concentration
nc Code column above:
H - High; M - Medium; L - Low; C - Clean; U - Unknown

Relinquished by: (signature)	Date/Time: 10/11/18 1430
Received by: (signature)	Date/Time: 10/12/18 930
Relinquished by: (signature)	Date/Time: 10/12/18 3:10
Received by: (signature)	Date/Time:
Relinquished by: (signature) 2.3, 3.9	Date/Time: 10/12/18 15:10
Received by: (signature)	Date/Time:

Detection Limit Requirements
MA:
CT: CTRSR GA, SWPC, RVC, VC UC
Other:

Special Requirements
☐ MA MCP Required
MCP Certification Form Required
☒ CT RCP Required
RCP Certification Form Required
☐ MA State DW Required
PWSID #

con-test ANALYTICAL LABORATORY
www.contestlabs.com
NELAC and AIHA-LAP, LLC Accredited

Project Entity
☐ Government ☐ Municipality ☐ MWRA ☐ WRTA
☐ Federal ☐ 21 J ☐ School
☐ City ☐ Brownfield ☐ MBTA

Other
☐ Chromatogram
☐ AIHA-LAP, LLC

PCB ONLY
☐ Soxhlet
☐ Non Soxhlet

# of Containers
[2] Preservation Code
[3] Container Code

Dissolved Metals Samples
○ Field Filtered
○ Lab to Filter

Orthophosphate Samples
○ Field Filtered
○ Lab to Filter

[1] **Matrix Codes:**
GW = Ground Water
WW = Waste Water
DW = Drinking Water
A = Air
S = Soil
SL = Sludge
SOL = Solid
O = Other (please define)

[2] **Preservation Codes:**
I = Iced
H = HCL
M = Methanol
N = Nitric Acid
S = Sulfuric Acid
B = Sodium Bisulfate
X = Sodium Hydroxide
T = Sodium Thiosulfate
O = Other (please define) Unpreserved (ASTS)

[3] **Container Codes:**
A = Amber Glass
G = Glass
P = Plastic
ST = Sterile
V = Vial
S = Summa Canister
T = Tedlar Bag
O = Other (please define)

Table of Contents

I Have Not Confirmed Sample Container Numbers With Lab Staff Before Relinquishing Over Samples_____

con-test® ANALYTICAL LABORATORY

Doc# 277 Rev 5 2017

Login Sample Receipt Checklist - (Rejection Criteria Listing - Using Acceptance Policy) Any False Statement will be brought to the attention of the Client - State True or False

Client Apex

Received By MD Date 10/12/18 Time 15:10

How were the samples received? In Cooler T No Cooler _____ On Ice T No Ice _____

Direct from Sampling _____ Ambient _____ Melted Ice _____

Were samples within Temperature? 2-6°C T By Gun # 577 Actual Temp - 2.3, 3.9

By Blank # _____ Actual Temp - _____

Was Custody Seal Intact? N/A Were Samples Tampered with? N/A

Was COC Relinquished ? T Does Chain Agree With Samples? T

Are there broken/leaking/loose caps on any samples? F

Is COC in ink/ Legible? T Were samples received within holding time? T

Did COC include all pertinent Information? Client T Project T Analysis T ID's T Sampler Name T Collection Dates/Times T

Are Sample labels filled out and legible? T

Are there Lab to Filters? F Who was notified? _____

Are there Rushes? F Who was notified? _____

Are there Short Holds? F Who was notified? _____

Is there enough Volume? T

Is there Headspace where applicable? F MS/MSD? F

Proper Media/Containers Used? T Is splitting samples required? F

Were trip blanks received? T On COC? T

Do all samples have the proper pH? Acid T<2 Base _____

Vials	#	Containers:	#		#		#
Unp-		1 Liter Amb.	20	1 Liter Plastic		16 oz Amb.	
HCL-	18	500 mL Amb.		500 mL Plastic	15	8oz Amb/Clear	
Meoh-		250 mL Amb.		250 mL Plastic		4oz Amb/Clear	
Bisulfate-		Col./Bacteria		Flashpoint		2oz Amb/Clear	
DI-		Other Plastic		Other Glass		Encore	
Thiosulfate-		SOC Kit		Plastic Bag		Frozen:	
Sulfuric-		Perchlorate		Ziplock			

Unused Media

Vials	#	Containers:	#		#		#
Unp-		1 Liter Amb.		1 Liter Plastic		16 oz Amb.	
HCL-		500 mL Amb.		500 mL Plastic		8oz Amb/Clear	
Meoh-		250 mL Amb.		250 mL Plastic		4oz Amb/Clear	
Bisulfate-		Col./Bacteria		Flashpoint		2oz Amb/Clear	
DI-		Other Plastic		Other Glass		Encore	
Thiosulfate-		SOC Kit		Plastic Bag		Frozen:	
Sulfuric-		Perchlorate		Ziplock			

Comments:

REASONABLE CONFIDENCE PROTOCOL
LABORATORY ANALYSIS QA/QC CERTIFICATION FORM

Laboratory Name: Con-Test Analytical Laboratory

Client: Apex Companies, LLC - South Windsor, C

Project Location: Wethersfield, CT

Project Number: 18J1289

Laboratory Sample ID(s):

18J1289-01

Sample Date(s):

10/11/2018

List RCP Methods Used:

SW-846 6020B

1	For each analytical method referenced in this laboratory report package, were all specified QA/QC performance criteria followed, including the requirement to explain any criteria falling outside of acceptable guidelines, as specified in the CTDEP method-specific Reasonable Confidence Protocol documents?	☑ Yes ☐ No
1A	Were the method specified preservation and holding time requirements met?	☑ Yes ☐ No
1B	VPH and EPH Methods only: Was the VPH and EPH method conducted without significant modifications (see Section 11.3 of respective RCP methods)?	☐ Yes ☐ No ☑ N/A
2	Were all samples received by the laboratory in a condition consistent with that described on the associated chain-of-custody document(s)?	☑ Yes ☐ No
3	Were samples received at an appropriate temperature (< 6 degrees C.)?	☑ Yes ☐ No ☐ N/A
4	Were all QA/QC performance criteria specified in the CTDEP Reasonable Confidence Protocol documents achieved?	☑ Yes ☐ No
5A	Were reporting limits specified or referenced on the chain-of-custody?	☑ Yes ☐ No
5B	Were these reporting limits met?	☑ Yes ☐ No
6	For each analytical method referenced in this laboratory report package, were results reported for all constituents identified in the method-specific analyte lists presented in the Reasonable Confidence Protocol documents?	☐ Yes ☑ No
7	Are project-specific matrix spikes and laboratory duplicates included in this data set?	☐ Yes ☑ No

Notes: For all questions to which the response was "No" (with the exception of question #7), additional information must be provided in an attached narrative. If the answer to question #1, #1A, or #1B is "No", the data package does not meet the requirements for "Reasonable Confidence."
This form may not be altered and all questions must be answered.

Lisa A. Worthington

I, the undersigned, attest under the pains and penalties of perjury that, to the best of my knowledge and belief and based upon my personal inquiry of those responsible for providing the information contained in this analytical report, such information is accurate and complete.

Authorized Signature: Lisa Worthington **Position:** Project Manager

Printed Name: Lisa A. Worthington **Date:** 11/05/18

Name of Laboratory: Con-Test Analytical Laboratory

This certification form is to be used for RCP methods only.

Northeast Laboratories, Inc.

Analytical Report

REPORT TO:

APEX COMPANIES, LLC
Attn: Donna Kask
58-H Connecticut Ave
South Windsor CT 06074

EMAIL ADDRESS: dkask@apexcos.com

Date Received: **10/10/2018**
Laboratory Report#: **N1875371**
Report Date: **11/02/2018**

CT LAB #: **PH-0404**

Purchase Order #:	**6089 – 015 = Day #1 of 2**
Sample Description:	**Ground Water**
Client Reference #:	**EVERSOURCE– WETHERSFIELD – 176 Cumberland Ave, Wethersfield CT**

NELabs ID#	Client's Sample ID #	Date Collected	Time Collected	Petroleum Degrader Bacteria Count	Units	Detection Limit	Date Tested
1875371 – 01	**AP – 4R**	10/10/2018	09:33	1,400	per mL	10	10/23/2018
1875371– 02	**AP – 9R**	10/10/2018	10:45	380	per mL	10	10/23/2018
1875371 – 03	**AP – 3R**	10/10/2018	12:35	220	per mL	10	10/23/2018
1875371 – 04	**AP – 2R**	10/10/2018	11:62	13,000	per mL	10	10/23/2018
1875371 – 05	**AP – 12R**	10/10/2018	14:01	1,300	per mL	10	10/23/2018
1875371 – 06	**AP – 101R**	10/10/2018	14:47	850	per mL	10	10/23/2018

Methods: Petroleum Degrading Bacteria Count: SM907 (15th Edition)

mL = Milliliter, < = Less Than,
> = Greater Than, Est. = Estimated

QC/QA Data:

Agar Control: BHA:	<1
Air Microbial Density (CFU/15 Min.):	1
Pipet Control:	<1
Dilution Blank Control:	<1

Comments:

- Results are based on sample/s submitted to Northeast Laboratories, Inc. on: 10/10/2018

Approved By:
Alan C. Johnson, Laboratory Director

Northeast Laboratories, Inc.

Analytical Report

REPORT TO:

APEX COMPANIES, LLC
Attn: Donna Kask
58-H Connecticut Ave
South Windsor CT 06074

EMAIL ADDRESS: dkask@apexcos.com

Date Received: **10/11/2018**
Laboratory Report#: **N1875386**
Report Date: **11/02/2018**

CT LAB #: **PH-0404**

Purchase Order #:	**6089 – 015 = Day #2 of 2**
Sample Description:	**Ground Water**
Client Reference #:	**EVERSOURCE– WETHERSFIELD – 176 Cumberland Ave, Wethersfield CT**

NELabs ID#	**Client's Sample ID #**	Date Collected	Time Collected	**Petroleum Degrader Bacteria Count**	Units	Detection Limit	Date Tested
1875386 – 01	**AP – 6R**	10/11/2018	07:18	<10	per mL	10	10/23/2018
1875386– 02	**AP – 11R**	10/11/2018	08:15	10	per mL	10	10/23/2018
1875386 – 03	**AP – 1R**	10/11/2018	09:15	80	per mL	10	10/23/2018
1875386 – 04	**AP – 13R-BR**	10/11/2018	10:45	560	per mL	10	10/23/2018
1875386 – 05	**AP – 15-BR**	10/11/2018	12:27	20,000	per mL	10	10/23/2018

Methods: Petroleum Degrading Bacteria Count: SM907 (15th Edition)

mL = Milliliter, < = Less Than,
> = Greater Than, Est. = Estimated

QC/QA Data:

Agar Control: BHA:	<1
Air Microbial Density (CFU/15 Min.):	1
Pipet Control:	<1
Dilution Blank Control:	<1

Comments:

- Results are based on sample/s submitted to Northeast Laboratories, Inc. on: 10/11/2018

Approved By:

Alan C. Johnson, Laboratory Director