Electronic Transmittal Form for DEEP Remediation, LUST, and PCB Secure File Transfer (SFT)

DEPARTMENT OF ENERGY AND ENVIRONMENTAL PROTECTION
REMEDIATION DIVISION, PCB PROGRAM, AND
LEAKING UNDERGROUND STORAGE TANK COORDINATION PROGRAM
www.ct.gov/deep

This Electronic Transmittal Form must be completed and included as the cover sheet of your electronic document when uploading a document to the Connecticut SFT website. Requirements for Transmittals through the SFT website:

- Documents submitted through the SFT website must include all applicable figures, tables and laboratory data.
- Files must be formatted as PDF/A and use the appropriate naming convention:
  - For Remediation Filings: **REM_REMID #_SiteAddress_Town_DocumentType_DateofDocument**
  - For LUST Filings: **LUST_SiteAddress_Town_AbbreviationForDocumentType_DateofDocument**
  - For PCB Filings: **PCB_SiteAddress_Town_AbbreviationForDocumentType_DateofDocument**
  Example: LUST_1MainStreet_Hartford_ESA_01-01-2001
  Note: For "AbbreviationForDocumentType" use appropriate abbreviation at Transmittal of Documents
- If no Rem ID assigned (new filing) or REM ID is unknown leave field blank

Part I: Primary Recipient*: LUST Program (* required)

For Remediation documents:	For PCB/LUST documents:
Primary Program*: Select a Program	UST Facility ID: 170-8475 (if applicable)
Rem ID*:	Spill Case Number: 1989-03058 (if known)

Part II: Site Information

Site Name*: Madison Area Work Center
Site Address*: 135 New Road
City/Town*: Madison State: CT Zip Code: 06443

Secondary Programs (complete as many as applicable for this document):

Program: Other Remediation Program	Project ID: 5836
Program: Select Secondary Program	Project ID:
Program: Select Secondary Program	Project ID:
Program: Select Secondary Program	Project ID:

Provide Project ID for each secondary program if it is known.
Each program has a unique ID (i.e. Rem ID, Spill Case #, UST Facility ID, etc.)

Part III: Document Information (document type required for appropriate program[s] only)

Remediation*:
LUST/PCB*: Remedial Action Report
Date of Document*: 12/7/2023 Version: Final

Part IV: Submitter Information

Name*: Michael C. DeGloria
E-mail*: MDeGloria@gesonline.com
Name of company/business this document is being submitted on behalf of: *
Eversource Energy Service Company

Eversource Energy Service Company

Remedial Action Report

Madison Area Work Center
135 New Road
Madison, Connecticut
LUST ID #31668

December 7, 2023

Remedial Action Report
Madison Area Work Center
135 New Road
Madison, Connecticut
LUST ID #31668

Prepared for:
Eversource Energy Service Company
107 Selden Street
Berlin, CT 06037

Prepared by:
Groundwater & Environmental Services, Inc.
100 Sebethe Drive, Unit 8-A
Cromwell, CT 06416
TEL: 800-220-6119
www.gesonline.com

GES Project:
1503708

Date:
December 7, 2023

Michael DeGloria

Digitally signed by Michael DeGloria
Date: 2023.12.07 11:53:17 -05'00'

Michael DeGloria, PG
Principal Project Manager

Timothy Burke, LEP
Principal Geologist

Table of Contents

1 Introduction 1
1.1 Purpose 1
1.2 Regulatory Status 1
2 Environmental Setting 1
2.1 Site Description and Use 1
2.2 Physical Setting 2
2.2.1 Topography 2
2.2.2 Surface Water 2
2.2.3 Groundwater Classification 3
2.2.4 Geology 3
2.2.5 Hydrogeology 4
3 Site Background 4
3.1 Description of Release 4
3.2 Previous Remedial Activities 4
4 Remedial Goals 4
5 Remedial Action 5
5.1 Excavation 5
5.2 Dewatering 6
5.3 Backfill & Compaction 6
6 Confirmatory Soil Sampling Results 6
7 Data Quality Assessment / Data Usability Evaluation 7
8 Future Site Activities 7
8.1 Monitoring Well Replacement 7
8.2 Post Remediation Groundwater Monitoring 7
8.3 Schedule 8
9 Conclusions 8

Figures

Figure 1 – Site Location Map
Figure 2 – Site Map
Figure 3 – Groundwater Monitoring Map, September 25, 2023
Figure 4 – Soil Analytical Data Map
Figure 5 – Updated Site Map

Tables

Table 1 – Soil Reuse Laboratory Analytical Data (VOCs)
Table 2 – Compliance Soil Laboratory Analytical Data (VOCs)

Appendices

Appendix A – Recovery Well Abandonment Logs
Appendix B – Hazardous Material Assessment Report
Appendix C – Laboratory Analytical Reports
Appendix D – Photographic Log
Appendix E – Non-hazardous Soil Manifests
Appendix F – Water Disposal Documentation
Appendix G – Data Quality Assessment / Data Usability Evaluation Reports

1 Introduction

Groundwater & Environmental Services, Inc. (GES), on behalf of Eversource Energy Service Company, as agent for The Connecticut Light and Power Company (CL&P) dba Eversource Energy (collectively Eversource), has prepared this *Remedial Action Report* (RAR) for the Madison Area Work Center (AWC) located at 135 New Road, Madison, Connecticut (the Site). The Madison AWC is listed in the Connecticut Department of Energy and Environmental Protection (CTDEEP) database of potentially contaminated properties as a Leaking Underground Storage Tank (LUST) site, LUST ID # 31668.

A Site Location Map depicting the site and local area is included as **Figure 1**.

1.1 Purpose

The purpose of this RAR is to summarize the excavation activities conducted in accordance with the *Remedial Action Plan* (RAP), dated September 30, 2022. The objective of the remedial action was to excavate gasoline impacts associated with historical release(s) from the former underground storage tanks (USTs) and to demonstrate soil compliance with the Connecticut Department of Energy and Environmental Protection (CTDEEP) Remediation Standard Regulations (RSRs). The extent of the impacts was described in the 2022 *Supplemental Subsurface Investigation Report* prepared by GES.

1.2 Regulatory Status

The RSRs, Sections 22a-133k-1 through 22a-133k-3 of the Regulations of Connecticut State Agencies, apply to any action taken to remediate polluted soil, surface water or groundwater at or emanating from a release area where action is required by law or order of the Commissioner. The Site is subject to Connecticut's Underground Storage Tank (UST) regulations, which require remediation of releases of regulated substances, including petroleum products, to soil and groundwater. The RSR criteria that pertain to the remediation of soil include the GA Pollutant Mobility Criteria (GA PMC) and Residential Direct Exposure Criteria (RDEC).

Prior to completing the remedial excavation, Eversource operated a groundwater recovery and treatment system and conducted annual groundwater monitoring activities at the Site. Monthly discharge monitoring reports and annual groundwater monitoring reports were submitted to CTDEEP detailing the operation of the remedial system and groundwater monitoring results.

2 Environmental Setting

2.1 Site Description and Use

The Site is located to the north of New Road and approximately 0.25-miles northwest of Interstate 95 in an area of mixed industrial and residential use. The Site is situated on a parcel of land that totals 37.98 acres and is currently owned by CL&P. The Site is utilized as an area work center, which serves as a staging area for service trucks and supplies for electric distribution in the area.

Current improvements/operations include office space, a service garage for fleet trucks, a utility pole storage area, a transformer storage area (new and used transformers), a storage area for cable supplies for electric distribution, parking areas, and lawn. The office space is occupied by Eversource and by Colliers International, a real estate management services company.

Site operations historically included service truck refueling activities that ceased in 1993 with the removal of the USTs. A remediation system, consisting of four recovery wells (RW-1 through RW-4), an air stripper, granular activated carbon, and an infiltration gallery for groundwater reinjection was installed in 1991 and operated through November of 2022.

A site map depicting the pre-excavation layout and pertinent Site features is included as **Figure 2**.

2.2 Physical Setting

2.2.1 Topography

According to the USGS *7.5-Minute Series Topographic Quadrangle for Clinton, Connecticut* (USGS, 1984) included as **Figure 1**, the Site is located at approximately 55 feet above mean sea level. Based on Site reconnaissance observations, topography at the Site slopes gently to the southeast towards New Road.

2.2.2 Surface Water

Based on the South-Central Regional Council of Governments (SCRCOG) online regional Geographic Information System (GIS) resources (accessed March 9, 2021), there are no observed surface water bodies located on the Site. The closest surface water body is an unnamed wetland located approximately 260 feet south of the Site.

Within an approximate 0.5-mile (2,640 feet) radius of the Site, the following surface water bodies and wetlands were identified:

- Wetlands located approximately 260 feet south
- Hammonasset River located approximately 1,560 feet northeast
- Fence Creek located approximately 1,590 feet west
- Hummers Pond located approximately 2,380 feet southwest
- Horse Pond located approximately 2,640 feet northwest
- Various wetlands located to the northwest, northeast, east, southwest and west

According to the National Flood Insurance Program (NFIP) Flood Insurance Rate Map (FIRM) Panel 0512J for New Haven County, Connecticut, the Site is not located within a special flood hazard area (SFHA) subject to inundation by the 1% annual chance flood.

2.2.3 Groundwater Classification

According to the Water Quality Classifications Map Madison, CT (CTDEEP 2018), the Site is located in a "GA" area and partially located within a final aquifer protection area (Level A), where groundwater is classified as "GA" and where CTDEEP anticipates reclassifying the groundwater as "GAA" in the future. Designated uses for groundwater classified as GA include existing private and potential public or private supplies of water suitable for drinking without treatment, and baseflow for hydraulically connected surface water bodies. The GAA groundwater classification is designated for use as existing or potential public water supply suitable for drinking without treatment and baseflow for hydraulically connected surface water bodies. A final aquifer protection area contributes groundwater to active public water supply wells or well fields that serve more than 1,000 people and are set in sand and gravel aquifers.

2.2.4 Geology

According to the *Surficial Materials Map of Connecticut* (Stone et al., 1992), the Site is situated at the boundary of two surficial geologic units. This first unit is described as a sand unit composed of coarse to fine sands, commonly occurring in well-sorted layers. The coarse layers may contain granule to pebble size gravel; the fine layers may consist of the fine sands, silts, and clays associated with delta foreset beds, distal fluvial deposits, and/or windblown sediment. The second unit is described as a thin till, generally 10-15 feet thick, which can contain a looser, coarser-grained ablation till, a denser, finer-grained lodgement till, or both.

Surficial geology at the Site has been investigated and described by several consultants, including Geologic Company, Leggette, Brashears, & Graham, Inc. (LBG), and Weston & Sampson. The boring logs prepared by Geologic Company and LBG describe the presence of glacial till to a depth of approximately 15 feet below grade (fbg). Soil descriptions from the three companies are generally consistent with the ablation till unit described by Stone et al. (1992), with the exception that Geologic Company reported the presence of cobbles in many of the boring locations. LBG's 1990 recovery well and monitoring well logs indicated the till described in different locations as clay and fine sand or sand and gravel. These logs also describe small-scale layering in several of the borings. The blow counts recorded on the boring logs prepared by Geologic Company and LBG, and the layering described in LBG's logs, support the conclusion that the ablation till is the predominant surficial geologic unit at the Site.

According to the *Bedrock Geologic Map of Connecticut* (Rogers, 1985), the bedrock underlying the Site is the Waterford Group, a light to dark medium-grained gneiss.

Based on the findings of the 2019 and 2021 subsurface investigations performed by GES, and historical Site findings, overburden soils within the investigation areas are present at depths ranging from 8-18 fbg with bedrock encountered at approximately 14-15 fbg. During the 2021 supplemental subsurface investigation, weathered bedrock was observed at bedrock well locations BR-1 and BR-2 at approximately 18 to 33 fbg (BR-1) and 14 to 27 fbg (BR-2). Competent bedrock was observed at 33 fbg (BR-1) and 27 fbg (BR-2).

2.2.5 Hydrogeology

Overburden groundwater flow based on measurements collected between December of 2022 and September of 2023 after permanent shutdown of the groundwater recovery and treatment system is interpreted to be primarily to the south. A hydraulic gradient of 0.02 feet per foot (ft/ft) was calculated based on data collected September 25, 2023. A Groundwater Monitoring Map illustrating groundwater flow direction and gradient on September 25, 2023 is included as **Figure 3**. Historical depth to groundwater varies across the Site with seasonal fluctuations of approximately 2 feet. Water table interpretations are defined by two areas, utilizing monitoring well MW-13 as the benchmark.

3 Site Background

3.1 Description of Release

Petroleum constituents were present in soil and groundwater at the Site due to a release(s) from historical USTs that were formerly utilized for refueling fleet vehicles. A release from the UST system was first identified during a soil gas survey and monitoring well installation and sampling event completed in August 1989. Impacted soil was encountered during excavation along the vent line of the 10,000-gallon unleaded gasoline UST E5 on August 29, 1989. An excavation along the end of UST E5 revealed evidence of a release under the UST. The release was reported to CTDEEP and spill #1989-03058 and LUST ID #31668 were assigned to the Site. Removal of UST E5 and excavation of surrounding soil was conducted on August 31, 1989. Additional information related to the volume of soil removed, remaining soil quality, or regulatory involvement was not reported.

3.2 Previous Remedial Activities

The groundwater recovery and treatment system, which previously operated at the Site was installed in 1991. Between 1992 and 1998, a soil venting and portable air sparging system was operated at select wells to reduce the adsorbed-phase and dissolved-phase impacts associated with monitoring wells outside of the recovery well network. According to the January 1999 *Status Report* prepared by Northeast Utilities Service Company (a predecessor Eversource company), the sparge/vent system removed 410 gallons of gasoline throughout its operation. The system was deactivated for the winter on October 20, 1998, and due to low vapor-phase recovery was ultimately removed from the Site. The groundwater recovery and treatment system malfunctioned in November 2022 and remained offline in anticipation of initiating the RAP activities.

4 Remedial Goals

The remedial goal was to reduce contaminant concentrations in soil to levels below RSR numeric criteria such that active groundwater remediation will not be required to achieve compliance with the applicable RSR groundwater criteria. Post remedial groundwater monitoring, consisting of

quarterly sampling events, will be initiated following the installation of replacement monitoring wells.

5 Remedial Action

Soil excavation was selected as the recommended remedial approach as proposed in the RAP. This approach was selected because the extent of soil impacts was well defined, readily accessible using standard construction equipment, and capable of meeting the previously stated remedial goals.

The following activities were completed in advance of soil excavation by qualified contractors retained by Eversource and/or GES.

- Geosearch, Inc. of Sterling, Massachusetts was contracted to abandon recovery wells RW-1, RW-2, RW-3, RW-4. Each recovery well was chlorinated and then sealed using a tremie-pipe. In addition, the groundwater recovery and treatment system discharge line was grouted and sealed. Recovery well abandonment logs are included as **Appendix A**.
- N|V|5 of Temple Terrance, Florida was contracted to complete a hazardous material assessment of the two groundwater recovery and treatment sheds. The assessment was completed by a Connecticut certified asbestos inspector, and included inspection and testing for asbestos containing materials and/or lead. A copy of the assessment report is included as **Appendix B**.
- True Blue Environmental Inc. of Wallingford, Connecticut (True Blue) dismantled and removed the groundwater recovery and treatment equipment, carbon media, and shed structures. The equipment and shed structures were disposed as construction debris and the carbon media was transported to Ondrick Materials & Recycling, LLC of Chicopee, Massachusetts (Ondrick) with outbound soil.
- True Blue, under the direction of GES, completed test pits across the targeted excavation area. Soil samples were collected and analyzed by Eurofins Environment Testing New England of North Kingston, Rhode Island (Eurofins) for waste and reuse classification purposes. Waste classification analyses were specified by Ondrick and reuse analyses included volatile organic compounds (VOCs) via Environmental Protection Agency (EPA) Method 8260. A copy of the Eurofins laboratory reports is included as **Appendix C**.

A photographic log illustrating RAR activities is included as **Appendix D**.

5.1 Excavation

True Blue conducted the remedial excavation between June 27 and September 22, 2023 under the direction of a GES supervisor. Soil was excavated to the bedrock surface from two target areas: Excavation Area A, which was completed in a series of cells, and Excavation Area B. The proposed extent of excavations was based on investigations completed by Weston & Sampson in 2019 and GES in 2022 as detailed in the RAP. The actual extent of excavation was based on field observations during the soil removal process. Deep and shallow confirmatory endpoint soil

samples were collected from the final excavation sidewalls to evaluate post-excavation conditions.

In Excavation Area A, soil from grade to a depth of approximately 8 feet, that was evaluated through visual, olfactory, and photoionization detector screening methods and laboratory analysis and determined to meet the definition of natural soil was stockpiled for reuse as backfill. Field screening methods were employed to segregate and transport any soil exhibiting nuisance characteristics including staining and/or odor to Ondrick. A total of 14 soil samples were collected and analyzed by Eurofins for VOCs via EPA Method 8260. Laboratory results indicated VOCs were not detected. A summary of the Soil Reuse Laboratory Analytical Data (VOCs) is provided on **Table 1**. A copy of the Eurofins laboratory reports is included as **Appendix C**. Soil between approximately 8 fbg to the top of bedrock (approximately 15 fbg) was excavated and transported to Ondrick. The extent of the Area A excavation expanded to the limits illustrated on **Figure 4**.

In Excavation Area B, two test pits, Test Pit D and Test Pit E, were advanced to the top of bedrock located between 9.5 feet and 12.5 feet below grade. Impacted soil, evaluated through field screening and laboratory analyses, was not encountered. The location of the test pits are illustrated on **Figure 3**.

A total of 4,679.02 tons of gasoline-impacted soil was transported to Ondrick for recycling. Copies of the soil manifests are included as **Appendix E**. A photographic log illustrating RAR activities is included as **Appendix D**.

5.2 Dewatering

Dewatering was only necessary during storm events, during which stormwater collected within the excavation. Dewatering sumps were installed and maintained as the excavation progressed. Stormwater was pumped into fractionation tanks for temporary storage. Approximately 143,000 gallons of stormwater was recovered and transported by True Blue to Tradebe Environmental Services, of Bridgeport, Connecticut and/or Recycling NE, LLC for treatment during remedial excavation activities. Copies of the water disposal documentation are included as **Appendix F**.

5.3 Backfill & Compaction

Backfill consisted of either ¾ inch washed stone or 2-inch processed stone placed from the bedrock contact to approximately 9 feet below grade. Filter fabric was placed over the ¾ inch washed stone and backfilled with the stockpiled clean soil. Additional 2-inch processed stone was used to complete backfill to grade. Compaction was achieved using a vibratory roller compaction machine in no more than 2-foot lifts. Asphalt repaving was completed as final restoration, on November 30, 2023.

6 Confirmatory Soil Sampling Results

Confirmatory post-excavation endpoint soil samples were collected at approximate 20 foot intervals and submitted to Eurofins for analyses of VOCs using EPA Method 8260. A total of 51 samples from 26 locations were collected from the excavation sidewalls at deep and shallow

locations to demonstrate RSR compliance. The deep sample collection points were near the bedrock and soil interface with shallow samples collected from several feet above the bedrock and soil interface.

Laboratory results of confirmatory samples demonstrate compliance to the RSRs at each of the 51 sampling locations. Forty samples did not contain VOCs above the respective laboratory reporting limits, with 11 samples containing one or more VOC detections. These detections ranged from 0.00418 milligrams per kilogram (mg/kg) of Trichlorofluoromethane at CS-25S to 0.385 mg/kg of Acetone at CS-7D. Acetone is a recognized laboratory contaminant.

A summary of the Compliance Soil Laboratory Analytical Data (VOCs) is provided on **Table 2** and illustrated on **Figure 4**. A copy of the Eurofins laboratory reports is included as **Appendix C**.

7 Data Quality Assessment / Data Usability Evaluation

In accordance with CTDEEP Reasonable Confidence Protocol (RCP) procedures, a Data Quality Assessment (DQA) and a Data Usability Evaluation (DUE) have been completed for the soil analytical data associated with this remediation. The Data Quality Objectives (DQOs) were to produce representative data of sufficient quantity and quality for site closure/verification purposes. The samples collected during remedial excavation activities were property preserved, submitted with an accurate and complete chain of custody, and analyzed within the recommended method holding times.

Eurofins followed the CT RCP guidelines for laboratory preparation and reporting standards that produced data that were in compliance with CT RCP criteria. No data was reported outside of the CT RCP criteria. All laboratory data quality objectives were met. Therefore, based on the data evaluation performed in the DQA, the data is useable for the intended purpose.

8 Future Site Activities

8.1 Monitoring Well Replacement

Two replacement monitoring wells will be installed by a Connecticut licensed driller. Each well will be constructed as 2-inch monitoring wells set with a pre-packed screen from approximately 15 to 5 feet below grade. Each well will be completed to grade with riser pipe, plug and road box embedded in a concrete pad. The replacement monitoring wells will be designated with the following identifications, MW-1R and MW-13R, which reflect the proximity to former parent wells MW-1 and MW-13. The replacement wells will be located within the backfilled excavation; therefore, soil samples will not be collected. Each monitoring well will be developed until relatively free of sediment. An updated Site Map showing current site features is included as **Figure 5.**

8.2 Post Remediation Groundwater Monitoring

Post-remediation groundwater monitoring will be performed on a quarterly basis for a period of one year, which will begin in 2024. The first post-remedial groundwater sampling event will include sixteen groundwater monitoring wells: MW-1R, MW-2, MW-3, MW-4, MW-5, MW-6, MW-7, MW-

8, MW-12, MW-13R, MW-15, MW-16, MW-17, MW-18, MW-19 and MW-23 as shown on **Figure 5**. Samples will be collected from the wells using low flow sampling methods and will be analyzed for VOCs by EPA method 8260. A sub-set of these monitoring wells may be sampled during subsequent groundwater sampling events. An annual report will be prepared and will include the replacement monitoring well installation details in addition to sample results.

8.3 Schedule

Activity	Target Completion
Monitoring Well Replacement	4th Quarter 2023
Post Remedial Groundwater Sampling (Quarterly)	2024
UST Closure Report	2025

9 Conclusions

Excavation of gasoline impacted soil was selected because the extent of soil impacts was well defined and readily accessible through standard construction means and methods. Removal of gasoline impacted soil was successfully achieved as demonstrated by the confirmatory sampling results. Therefore, no additional remediation in response to LUST ID # 31668 is warranted as results support soil compliance with the RSRs.

Post-remedial groundwater sampling will be conducted following the installation of two replacement wells (MW-1R and MW-13R) to document groundwater compliance with the RSRs. A UST closure report will be prepared once groundwater compliance with the RSRs has been achieved.

Figures

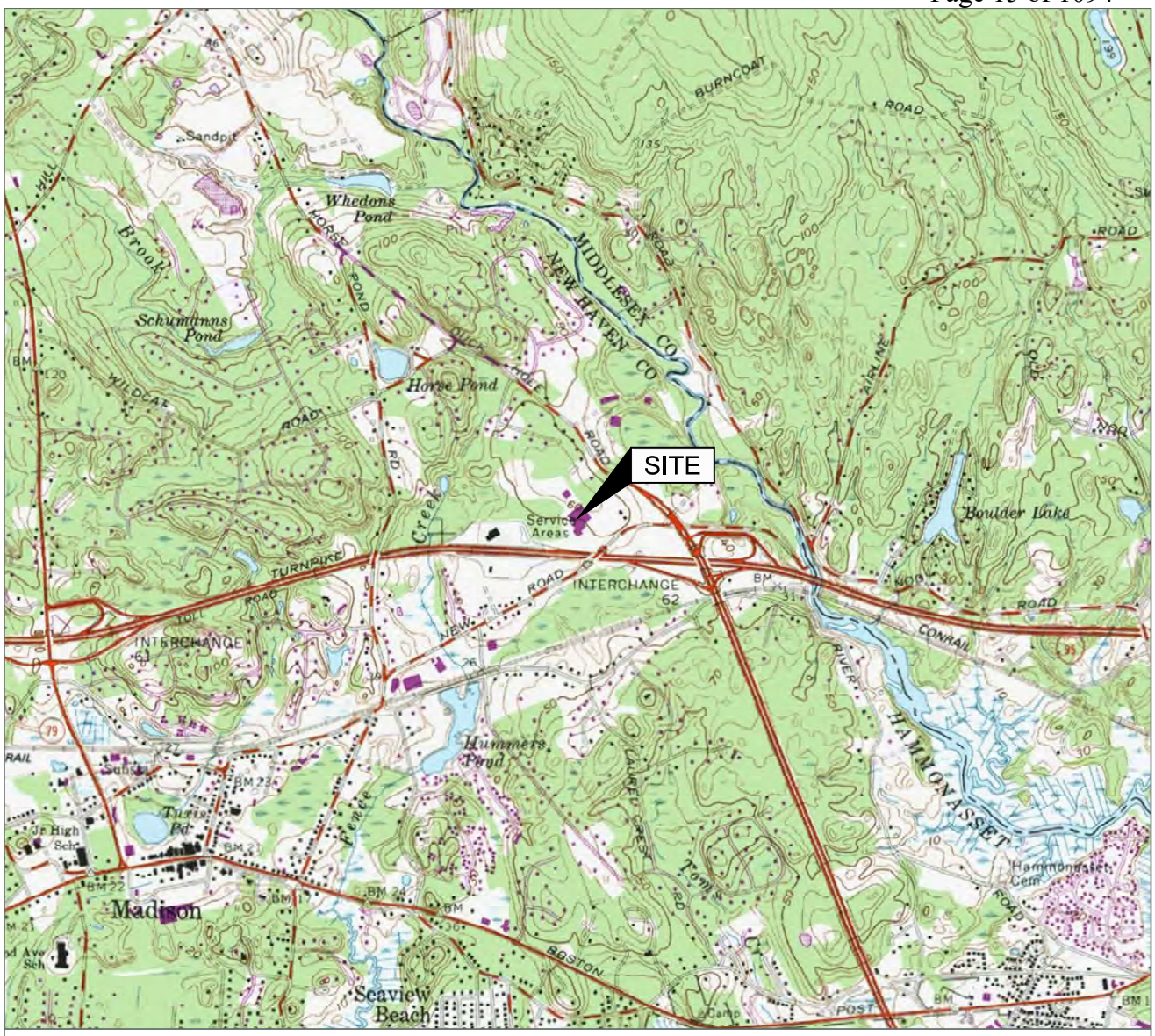

Source:
USGS 7.5 Minute Series
Topographic Quadrangle, 1984
Clinton, Connecticut
Contour Interval = 10'

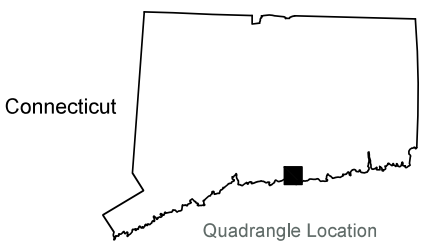

Site Location Map

Eversource Energy
Madison Connecticut Area Work Center
135 New Road
Madison, Connecticut

Drawn W.G.S.
Designed
Approved
Date 2/22/21
Figure 1

Scale In Feet
0 2000

Groundwater & Environmental Services, Inc.

M:\Graphics\1500-Windsor\Misc\EversourceMadison\Madison SLM.dwg, SLM, WShea

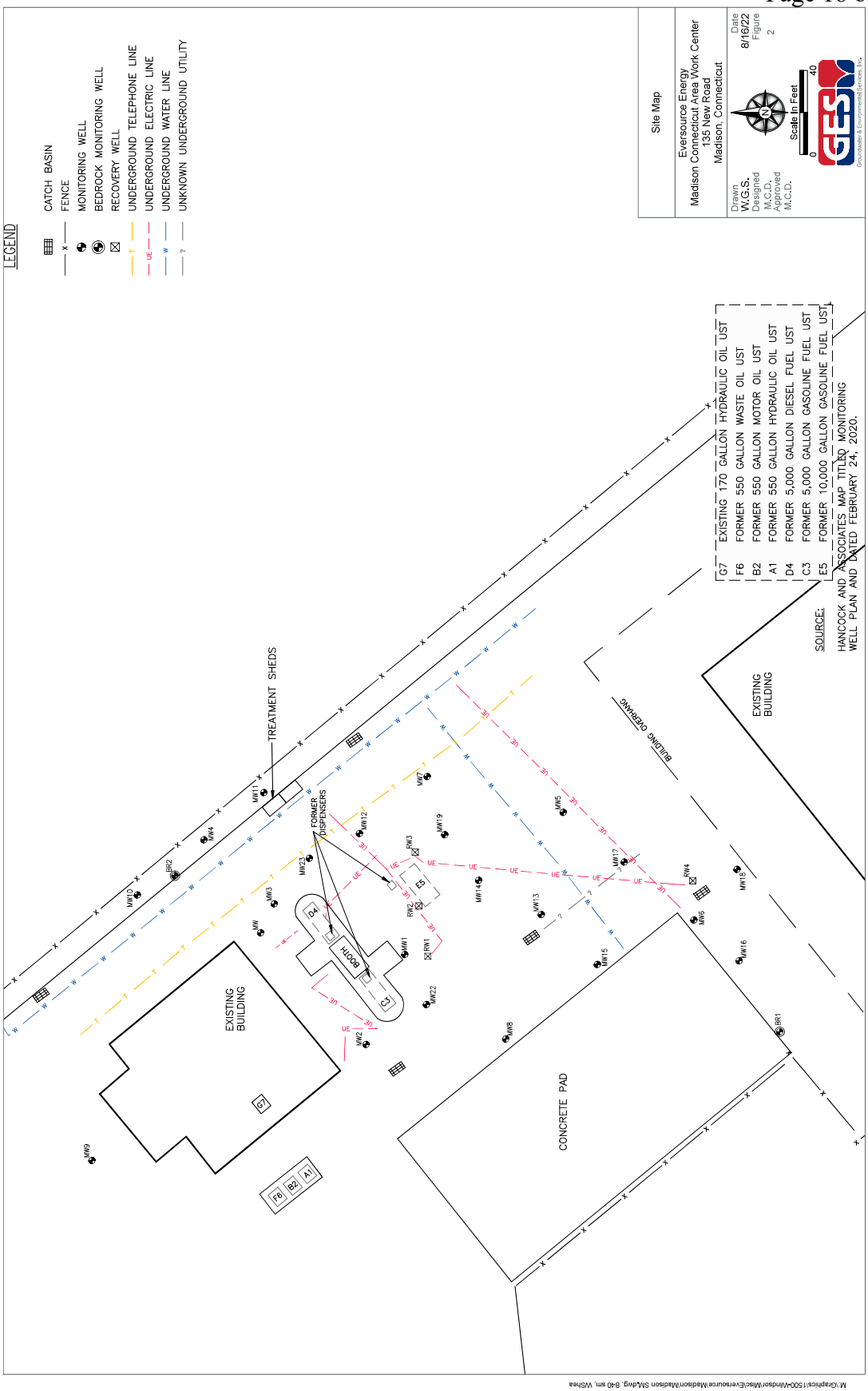
LEGEND
CATCH BASIN
FENCE
MONITORING WELL
BEDROCK MONITORING WELL
RECOVERY WELL
UNDERGROUND TELEPHONE LINE
UNDERGROUND ELECTRIC LINE
UNDERGROUND WATER LINE
UNKNOWN UNDERGROUND UTILITY
Site Map
Eversource Energy
Madison Connecticut Area Work Center
135 New Road
Madison, Connecticut
Drawn W.G.S.
Designed M.C.D.
Approved M.C.D.
Date 8/16/22
Figure 2
Scale In Feet
0
40
G7 EXISTING 170 GALLON HYDRAULIC OIL UST
F6 FORMER 550 GALLON WASTE OIL UST
B2 FORMER 550 GALLON MOTOR OIL UST
A1 FORMER 550 GALLON HYDRAULIC OIL UST
D4 FORMER 5,000 GALLON DIESEL FUEL UST
C3 FORMER 5,000 GALLON GASOLINE FUEL UST
E5 FORMER 10,000 GALLON GASOLINE FUEL UST
SOURCE: HANCOCK AND ASSOCIATES MAP TITLED MONITORING WELL PLAN AND DATED FEBRUARY 24, 2020.
TREATMENT SHEDS
FORMER DISPENSERS
BOOTH
EXISTING BUILDING
BUILDING OVERHANG
CONCRETE PAD
EXISTING BUILDING
MW1
MW2
MW3
MW4
MW5
MW6
MW7
MW8
MW9
MW10
MW11
MW12
MW13
MW14
MW15
MW16
MW17
MW18
MW19
MW22
MW23
BR1
BR2
RW1
RW2
RW3
RW4
G7
F6
B2
A1
D4
C3
E5

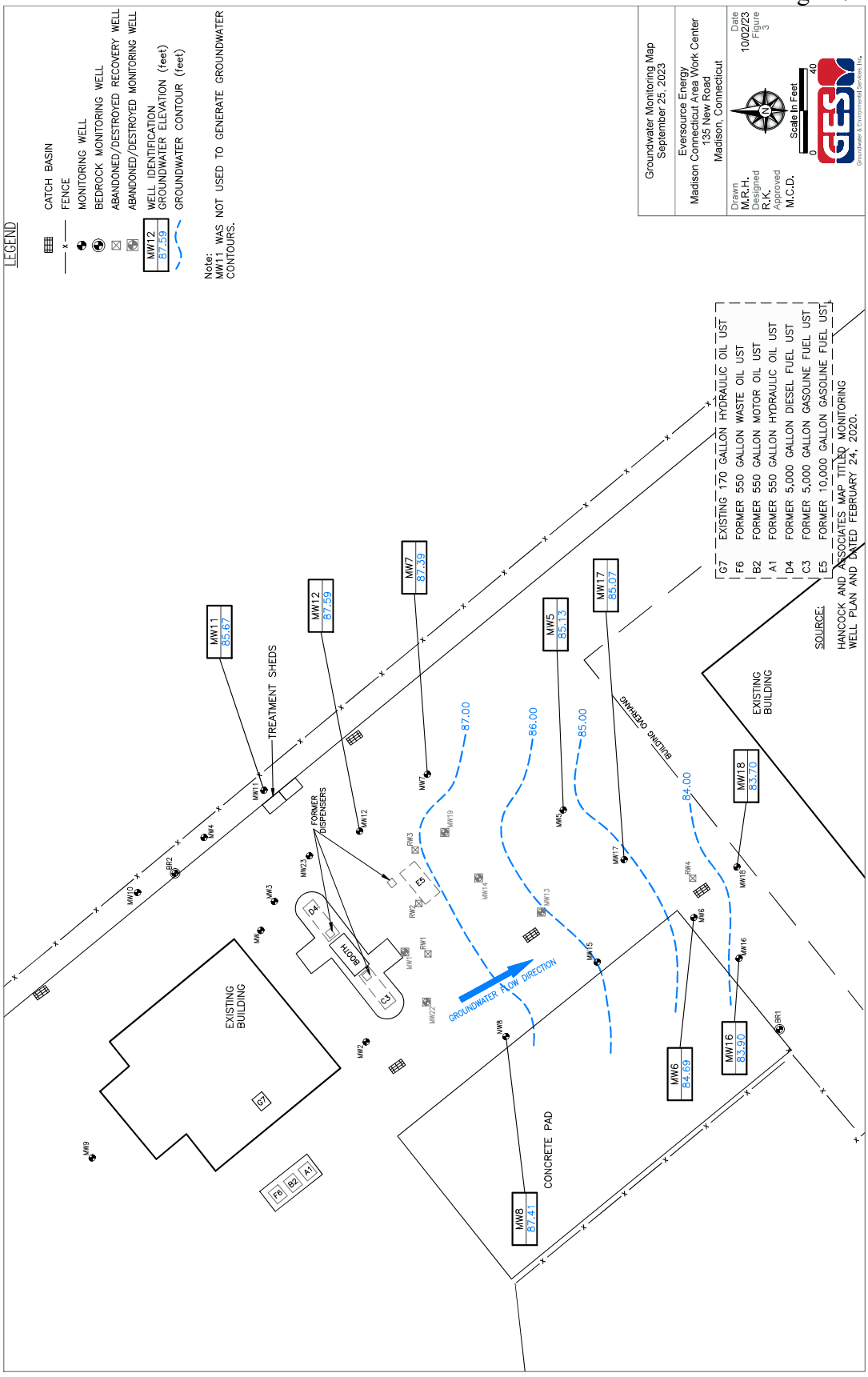

M:\Graphics\1500-Windsor\Misc\Eversource\Madison\Madison SM.dwg, 8:40 sm, 10/2/2023 1:20:37 PM, m.hollister

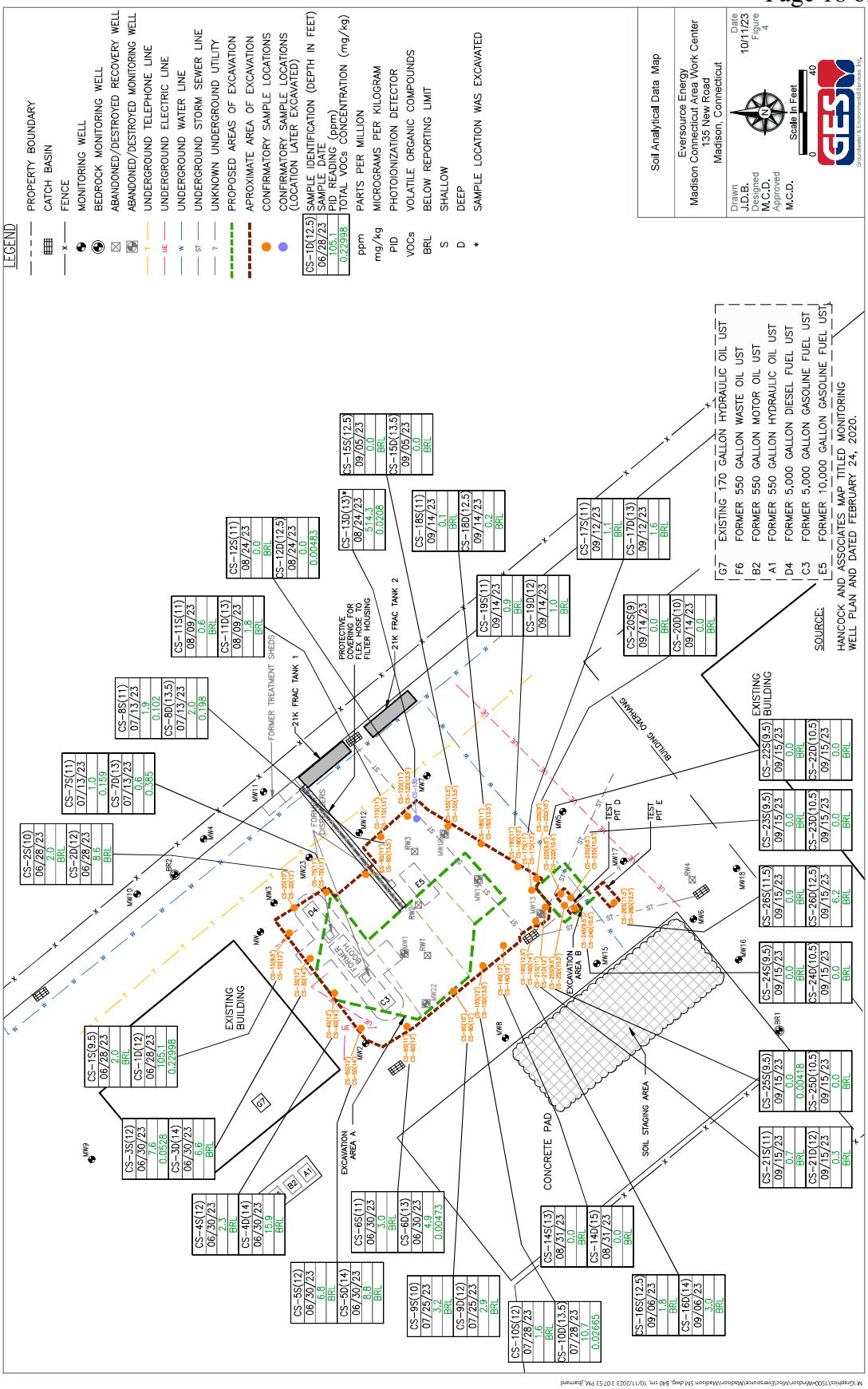
LEGEND
PROPERTY BOUNDARY
CATCH BASIN
FENCE
MONITORING WELL
BEDROCK MONITORING WELL
ABANDONED/DESTROYED RECOVERY WELL
ABANDONED/DESTROYED MONITORING WELL
UNDERGROUND TELEPHONE LINE
UNDERGROUND ELECTRIC LINE
UNDERGROUND WATER LINE
UNDERGROUND STORM SEWER LINE
UNKNOWN UNDERGROUND UTILITY
PROPOSED AREAS OF EXCAVATION
APROXIMATE AREA OF EXCAVATION
CONFIRMATORY SAMPLE LOCATIONS
CONFIRMATORY SAMPLE LOCATIONS (LOCATION LATER EXCAVATED)
SAMPLE IDENTIFICATION (DEPTH IN FEET)
SAMPLE DATE
PID READING (ppm)
TOTAL VOCs CONCENTRATION (mg/kg)
PARTS PER MILLION
MICROGRAMS PER KILOGRAM
PHOTOIONIZATION DETECTOR
VOLATILE ORGANIC COMPOUNDS
BELOW REPORTING LIMIT
SHALLOW
DEEP
SAMPLE LOCATION WAS EXCAVATED
CS-1D(12.5)
06/28/23
105.1
0.22998
ppm
mg/kg
PID
VOCs
BRL
S
D
*
G7 EXISTING 170 GALLON HYDRAULIC OIL UST
F6 FORMER 550 GALLON WASTE OIL UST
B2 FORMER 550 GALLON MOTOR OIL UST
A1 FORMER 550 GALLON HYDRAULIC OIL UST
D4 FORMER 5,000 GALLON DIESEL FUEL UST
C3 FORMER 5,000 GALLON GASOLINE FUEL UST
E5 FORMER 10,000 GALLON GASOLINE FUEL UST
SOURCE: HANCOCK AND ASSOCIATES MAP TITLED MONITORING WELL PLAN AND DATED FEBRUARY 24, 2020.
Soil Analytical Data Map
Eversource Energy
Madison Connecticut Area Work Center
135 New Road
Madison, Connecticut
Drawn J.D.B.
Designed M.C.D.
Approved M.C.D.
Date 10/11/23
Figure 4
Scale In Feet
0
40
GES
Groundwater & Environmental Services, Inc.
EXISTING BUILDING
FORMER TREATMENT SHEDS
21K FRAC TANK 1
21K FRAC TANK 2
PROTECTIVE COVERING FOR FLEX HOSE TO FILTER HOUSING
FORMER DISTILLERS
BOOTH
BUILDING OVERHANG
TEST PIT D
TEST PIT E
EXCAVATION AREA A
EXCAVATION AREA B
CONCRETE PAD
SOIL STAGING AREA
CS-2S(10) 06/28/23 2.0 BRL
CS-2D(12) 06/28/23 8.6 BRL
CS-7S(11) 07/13/23 1.0 0.159
CS-7D(13) 07/13/23 0.6 0.385
CS-8S(11) 07/13/23 1.9 0.102
CS-8D(13.5) 07/13/23 2.0 0.198
CS-11S(11) 08/09/23 0.6 BRL
CS-11D(13) 08/09/23 1.8 BRL
CS-12S(11) 08/24/23 0.0 BRL
CS-12D(12.5) 08/24/23 0.0 0.00483
CS-13D(13)* 08/24/23 514.3 0.02208
CS-15S(12.5) 09/05/23 0.0 BRL
CS-15D(13.5) 09/05/23 0.0 BRL
CS-18S(11) 09/14/23 BRL BRL
CS-18D(12.5) 09/14/23 0.2 BRL
CS-19S(11) 09/14/23 0.9 BRL
CS-19D(12) 09/14/23 1.0 BRL
CS-17S(11) 09/12/23 1.1 BRL
CS-17D(13) 09/12/23 1.6 BRL
CS-20S(9) 09/14/23 0.0 BRL
CS-20D(10) 09/14/23 0.0 BRL
CS-22S(9.5) 09/15/23 0.0 BRL
CS-22D(10.5) 09/15/23 0.0 BRL
CS-23S(9.5) 09/15/23 0.0 BRL
CS-23D(10.5) 09/15/23 0.0 BRL
CS-26S(11.5) 09/15/23 0.9 BRL
CS-26D(12.5) 09/15/23 6.2 BRL
CS-24S(9.5) 09/15/23 0.0 BRL
CS-24D(10.5) 09/15/23 0.0 BRL
CS-25S(9.5) 09/15/23 0.0 0.00418
CS-25D(10.5) 09/15/23 0.0 BRL
CS-21S(11) 09/15/23 0.7 BRL
CS-21D(12) 09/15/23 0.3 BRL
CS-1S(9.5) 06/28/23 2.0 BRL
CS-1D(12) 06/28/23 105.1 0.22998
CS-3S(12) 06/30/23 7.6 0.0528
CS-3D(14) 06/30/23 6.6 BRL
CS-4S(12) 06/30/23 2.3 BRL
CS-4D(14) 06/30/23 15.9 BRL
CS-5S(12) 06/30/23 6.8 BRL
CS-5D(14) 06/30/23 8.8 BRL
CS-6S(11) 06/30/23 3.0 BRL
CS-6D(13) 06/30/23 4.9 0.00473
CS-9S(10) 07/25/23 3.2 BRL
CS-9D(12) 07/25/23 2.9 BRL
CS-10S(12) 07/28/23 1.6 BRL
CS-10D(13.5) 07/28/23 10.7 0.02665
CS-14S(13) 08/31/23 0.0 BRL
CS-14D(15) 08/31/23 0.0 BRL
CS-16S(12.5) 09/06/23 1.8 BRL
CS-16D(14) 09/06/23 3.0 BRL
MW1 MW2 MW3 MW4 MW5 MW6 MW7 MW8 MW9 MW10 MW11 MW12 MW13 MW14 MW15 MW16 MW17 MW18 MW22 MW23
RW1 RW2 RW3 RW4
BR1 BR2
IB2
M:\Graphics\1500-Madison\MiscEversource\Madison\Madison SM.dwg, 8x0 sm, 10/11/2023 3:07:53 PM, jbarnard

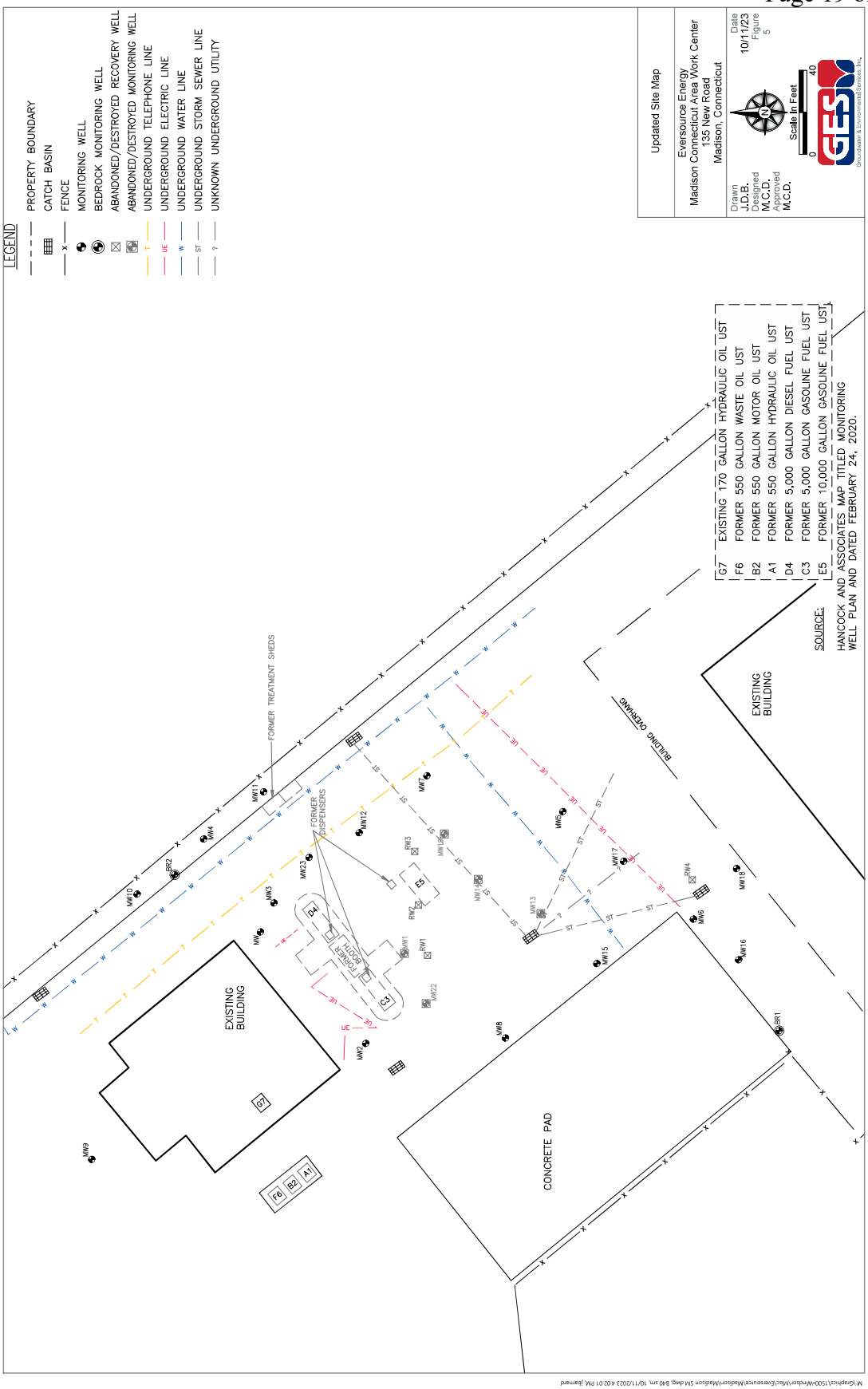
LEGEND
PROPERTY BOUNDARY
CATCH BASIN
FENCE
MONITORING WELL
BEDROCK MONITORING WELL
ABANDONED/DESTROYED RECOVERY WELL
ABANDONED/DESTROYED MONITORING WELL
UNDERGROUND TELEPHONE LINE
UNDERGROUND ELECTRIC LINE
UNDERGROUND WATER LINE
UNDERGROUND STORM SEWER LINE
UNKNOWN UNDERGROUND UTILITY
G7 EXISTING 170 GALLON HYDRAULIC OIL UST
F6 FORMER 550 GALLON WASTE OIL UST
B2 FORMER 550 GALLON MOTOR OIL UST
A1 FORMER 550 GALLON HYDRAULIC OIL UST
D4 FORMER 5,000 GALLON DIESEL FUEL UST
C3 FORMER 5,000 GALLON GASOLINE FUEL UST
E5 FORMER 10,000 GALLON GASOLINE FUEL UST
SOURCE:
HANCOCK AND ASSOCIATES MAP TITLED MONITORING WELL PLAN AND DATED FEBRUARY 24, 2020.
EXISTING BUILDING
BUILDING OVERHANG
CONCRETE PAD
FORMER TREATMENT SHEDS
FORMER DISPENSERS
FORMER BOOTH
Updated Site Map
Eversource Energy
Madison Connecticut Area Work Center
135 New Road
Madison, Connecticut
Drawn J.D.B.
Designed M.C.D.
Approved M.C.D.
Date 10/11/23
Figure 5
Scale In Feet
0
40
GEI
Groundwater & Environmental Services, Inc.

Tables

Eversource Madison Area Work Center
135 New Road, Madison, Connecticut

Table 1

Soil Reuse Laboratory Analytical Data (VOCs)

Analysis	RSR Criteria		Sample ID: Depth (feet):	R-1	R-2	R-3	R-4	R-5	R-6	R-7
	RDEC	GA PMC	Cell ID:	1	1	1	2	2	2	3
			PID Result:	0.0	0.0	0.0	0.0	0.0	0.0	0.0
			Sample Date:	06/21/23	06/21/23	06/21/23	06/21/23	06/21/23	06/21/23	06/22/23
Volatile Organic Compounds (VOCs) by USEPA Method 8260										
Acetone	500	14	mg/kg	ND (<0.0460)	ND (<0.0330)	ND (<0.0349)	ND (<0.0322)	ND (<0.0327)	ND (<0.0288)	ND (<0.0354)
2-Butanone (MEK)	500	8	mg/kg	ND (<0.00920)	ND (<0.00660)	ND (<0.00699)	ND (<0.00644)	ND (<0.00655)	ND (<0.00576)	ND (< 0.00708)
n-Butylbenzene	[500]	[7.0]	mg/kg	ND (<0.00920)	ND (<0.00660)	ND (<0.00699)	ND (<0.00644)	ND (<0.00655)	ND (<0.00576)	ND (<0.00708
sec-Butylbenzene	[500]	[7.0]	mg/kg	ND (<0.00460)	ND (<0.00330)	ND (<0.00349)	ND (<0.00322)	ND (<0.00327)	ND (<0.00288)	ND (<0.00354)
Ethylbenzene	500	10.1	mg/kg	ND (<0.00460)	ND (<0.00330)	ND (<0.00349)	ND (<0.00322)	ND (<0.00327)	ND (<0.00288)	ND (<0.00354)
Isopropylbenzene	[500]	[0.50]	mg/kg	ND (<0.00460)	ND (<0.00330)	ND (<0.00349)	ND (<0.00322)	ND (<0.00327)	ND (<0.00288)	ND (<0.00354)
p-Isopropyltoluene	[500]	[0.50]	mg/kg	ND (<0.00460)	ND (<0.00330)	ND (<0.00349)	ND (<0.00322)	ND (<0.00327)	ND (<0.00288)	ND (<0.00354)
Naphthalene	1,000	5.6	mg/kg	ND (<0.00460)	ND (<0.00330)	ND (<0.00349)	ND (<0.00322)	ND (<0.00327)	ND (<0.00288)	ND (<0.00354)
n-Propylbenzene	[500]	[1.0]	mg/kg	ND (<0.00460)	ND (<0.00330)	ND (<0.00349)	ND (<0.00322)	ND (<0.00327)	ND (<0.00288)	ND (<0.00354)
Toluene	500	20	mg/kg	ND (<0.00460)	ND (<0.00330)	ND (<0.00349)	ND (<0.00322)	ND (<0.00327)	ND (<0.00288)	ND (<0.00354)
Trichloroethene	56	0.1	mg/kg	ND (<0.00460)	ND (<0.00330)	ND (<0.00349)	ND (<0.00322)	ND (<0.00327)	ND (<0.00288)	ND (<0.00354)
1,2,3-Trichloropropane	NE	NE	mg/kg	ND (<0.00460)	ND (<0.00330)	ND (<0.00349)	ND (<0.00322)	ND (<0.00327)	ND (<0.00288)	ND (<0.00354)
1,2,4-Trimethylbenzene	[500]	[2.8]	mg/kg	ND (<0.00460)	ND (<0.00330)	ND (<0.00349)	ND (<0.00322)	ND (<0.00327)	ND (<0.00288)	ND (<0.00354)
1,3,5-Trimethylbenzene	[500]	[2.8]	mg/kg	ND (<0.00460)	ND (<0.00330)	ND (<0.00349)	ND (<0.00322)	ND (<0.00327)	ND (<0.00288)	ND (<0.00354)
m,p-Xylene	NE	NE	mg/kg	ND (<0.00460)	ND (<0.00330)	ND (<0.00349)	ND (<0.00322)	ND (<0.00327)	ND (<0.00288)	ND (<0.00354)
o-Xylene	NE	NE	mg/kg	ND (<0.00460)	ND (<0.00330)	ND (<0.00349)	ND (<0.00322)	ND (<0.00327)	ND (<0.00288)	ND (<0.00354)
Ethanol	[1,000]	[20]	mg/kg	ND (<0.920)	ND (<0.660)	ND (<0.699)	ND (<0.644)	ND (<0.655)	ND (<0.576)	ND (<0.708)
Total Xylenes	500	19.5	mg/kg	ND (<0.0138)	ND (<0.00990)	ND (<0.0105)	ND (<0.00967)	ND (<0.00982)	ND (<0.00864)	ND (<0.0106)
Total VOCs				BRL	BRL	BRL	BRL	BRL	BRL	BRL

Notes:
mg/kg = milligrams per kilogram
N/A = not applicable or not analyzed
BRL = below laboratory reporting limit
ND (#) = not detected (reporting limit)
RSR = Remediation Standard Regulations
NE = no established criteria
[#] = recommended additional polluting substances (CTDEEP in 9/2018)
RDEC = Residential Direct Exposure Criteria
GA PMC = GA Pollutant Mobility Criteria
USEPA = United States Environmental Protection Agency
MEK = methyl ethyl ketone
* = Sample location was excavated

The Connecticut Light and Power Company
d/b/a Eversource Energy
Docket No. 26-05-10
Date Issued September 29, 2026
RSR-032 Attachment 118
Page 21 of 1094

Table 1

Soil Reuse Laboratory Analytical Data (VOCs)

Analysis	RSR Criteria		Sample ID: Depth (feet):	R-8	R-9	R-10	R-11	R-12	R-13	R-14
	RDEC	GA PMC	Cell ID:	3	3	4	4	4	1	1
			PID Result:	0.0	0.0	0.0	0.0	0.0	0.0	0.0
			Sample Date:	06/22/23	06/22/23	06/22/23	06/22/23	06/22/23	06/28/23	06/28/23
Volatile Organic Compounds (VOCs) by USEPA Method 8260										
Acetone	500	14	mg/kg	0.105	ND (<0.0375)	ND (<0.0409)	ND (<0.0402)	ND (<0.0424)	ND (<0.0403)	ND (<0.0417)
2-Butanone (MEK)	500	8	mg/kg	ND (<0.00913)	ND (<0.00750)	ND (<0.00817)	ND (<0.00803)	ND (<0.00848)	ND (<0.00806)	ND (<0.00834)
n-Butylbenzene	[500]	[7.0]	mg/kg	ND (<0.00913)	ND (<0.00750)	ND (<0.00817)	ND (<0.00803)	ND (<0.00848)	ND (<0.00806)	ND (<0.00834)
sec-Butylbenzene	[500]	[7.0]	mg/kg	ND (<0.00456)	ND (<0.00375)	ND (<0.00409)	ND (<0.00402)	ND (<0.00424)	ND (<0.00403)	ND (<0.00417)
Ethylbenzene	500	10.1	mg/kg	ND (<0.00456)	ND (<0.00375)	ND (<0.00409)	ND (<0.00402)	ND (<0.00424)	ND (<0.00403)	ND (<0.00417)
Isopropylbenzene	[500]	[0.50]	mg/kg	ND (<0.00456)	ND (<0.00375)	ND (<0.00409)	ND (<0.00402)	ND (<0.00424)	ND (<0.00403)	ND (<0.00417)
p-Isopropyltoluene	[500]	[0.50]	mg/kg	ND (<0.00456)	ND (<0.00375)	ND (<0.00409)	ND (<0.00402)	ND (<0.00424)	ND (<0.00403)	ND (<0.00417)
Naphthalene	1,000	5.6	mg/kg	ND (<0.00456)	ND (<0.00375)	ND (<0.00409)	ND (<0.00402)	ND (<0.00424)	ND (<0.00403)	ND (<0.00417)
n-Propylbenzene	[500]	[1.0]	mg/kg	ND (<0.00456)	ND (<0.00375)	ND (<0.00409)	ND (<0.00402)	ND (<0.00424)	ND (<0.00403)	ND (<0.00417)
Toluene	500	20	mg/kg	ND (<0.00456)	ND (<0.00375)	ND (<0.00409)	ND (<0.00402)	ND (<0.00424)	ND (<0.00403)	ND (<0.00417)
Trichloroethene	56	0.1	mg/kg	ND (<0.00456)	ND (<0.00375)	ND (<0.00409)	ND (<0.00402)	ND (<0.00424)	ND (<0.00403)	ND (<0.00417)
1,2,3-Trichloropropane	NE	NE	mg/kg	ND (<0.00456)	ND (<0.00375)	ND (<0.00409)	ND (<0.00402)	ND (<0.00424)	ND (<0.00403)	ND (<0.00417)
1,2,4-Trimethylbenzene	[500]	[2.8]	mg/kg	ND (<0.00456)	ND (<0.00375)	ND (<0.00409)	ND (<0.00402)	ND (<0.00424)	ND (<0.00403)	ND (<0.00417)
1,3,5-Trimethylbenzene	[500]	[2.8]	mg/kg	ND (<0.00456)	ND (<0.00375)	ND (<0.00409)	ND (<0.00402)	ND (<0.00424)	ND (<0.00403)	ND (<0.00417)
m,p-Xylene	NE	NE	mg/kg	ND (<0.00456)	ND (<0.00375)	ND (<0.00409)	ND (<0.00402)	ND (<0.00424)	ND (<0.00403)	ND (<0.00417)
o-Xylene	NE	NE	mg/kg	ND (<0.00456)	ND (<0.00375)	ND (<0.00409)	ND (<0.00402)	ND (<0.00424)	ND (<0.00403)	ND (<0.00417)
Ethanol	[1,000]	[20]	mg/kg	ND (<0.913)	ND (<0.750)	ND (<0.817)	ND (<0.803)	ND (<0.848)	ND (<0.806)	ND (<0.834)
Total Xylenes	500	19.5	mg/kg	ND (<0.0137)	ND (<0.00375)	ND (<0.0123)	ND (<0.0121)	ND (<0.0127)	ND (<0.0121)	ND (<0.0125)
Total VOCs				0.105	BRL	BRL	BRL	BRL	BRL	BRL

Notes:
mg/kg = milligrams per kilogram
N/A = not applicable or not analyzed
BRL = below laboratory reporting limit
ND (#) = not detected (reporting limit)
RSR = Remediation Standard Regulations
NE = no established criteria
[#] = recommended additional polluting substances (CTDEEP in 9/2018)
RDEC = Residential Direct Exposure Criteria
GA PMC = GA Pollutant Mobility Criteria
USEPA = United States Environmental Protection Agency
MEK = methyl ethyl ketone
* = Sample location was excavated

The Connecticut Light and Power Company
d/b/a Eversource Energy
Docket No. 26-05-10
Date Issued September 29, 2026
RSR-032 Attachment 118
Page 22 of 1094

Eversource Madison Area Work Center
135 New Road, Madison, Connecticut

Table 2

Compliance Soil Laboratory Analytical Data (VOCs)

Analysis	RSR Criteria		Sample ID: (Depth in feet):	CS-1D (12')	CS-1S (9.5')	CS-2D (12')	CS-2S (10')	CS-3D (14')	CS-3S (12')	CS-4D (14')	CS-4S (12')	CS-5D (14')
	RDEC	GA PMC	PID Result:	105.1	2.0	8.6	2.0	6.6	7.6	15.9	2.3	8.8
			Sample Date:	06/28/23	06/28/23	06/28/23	06/28/23	06/30/23	06/30/23	06/30/23	06/30/23	06/30/23
Volatile Organic Compounds (VOCs) by USEPA Method 8260												
Acetone	500	14	mg/kg	ND (<0.0424)	ND (<0.0358)	ND (<0.0381)	ND (<0.0290)	ND (<0.0578)	0.0528	ND (<0.0430)	ND (<0.0467)	ND (<0.0367)
2-Butanone (MEK)	500	8	mg/kg	ND (<0.00847)	ND (<0.00716)	ND (<0.00762)	ND (<0.00579)	ND (<0.0116)	ND (<0.00792)	ND (<0.00861)	ND (<0.00934)	ND (<0.00734)
n-Butylbenzene	[500]	[7.0]	mg/kg	0.0312	ND (<0.00716)	ND (<0.00762)	ND (<0.00579)	ND (<0.0116)	ND (<0.00792)	ND (<0.00861)	ND (<0.00934)	ND (<0.00734)
sec-Butylbenzene	[500]	[7.0]	mg/kg	0.0190	ND (<0.00358)	ND (<0.0381)	ND (<0.00290)	ND (<0.00578)	ND (<0.00396)	ND (<0.00430)	ND (<0.00467)	ND (<0.00367)
Ethylbenzene	500	10.1	mg/kg	0.00439	ND (<0.00358)	ND (<0.0381)	ND (<0.00290)	ND (<0.00578)	ND (<0.00396)	ND (<0.00430)	ND (<0.00467)	ND (<0.00367)
Isopropylbenzene	[500]	[0.50]	mg/kg	0.00689	ND (<0.00358)	ND (<0.0381)	ND (<0.00290)	ND (<0.00578)	ND (<0.00396)	ND (<0.00430)	ND (<0.00467)	ND (<0.00367)
p-Isopropyltoluene	[500]	[0.50]	mg/kg	0.00835	ND (<0.00358)	ND (<0.0381)	ND (<0.00290)	ND (<0.00578)	ND (<0.00396)	ND (<0.00430)	ND (<0.00467)	ND (<0.00367)
Naphthalene	1,000	5.6	mg/kg	0.0141	ND (<0.00358)	ND (<0.0381)	ND (<0.00290)	ND (<0.00578)	ND (<0.00396)	ND (<0.00430)	ND (<0.00467)	ND (<0.00367)
n-Propylbenzene	[500]	[1.0]	mg/kg	0.0251	ND (<0.00358)	ND (<0.0381)	ND (<0.00290)	ND (<0.00578)	ND (<0.00396)	ND (<0.00430)	ND (<0.00467)	ND (<0.00367)
Toluene	500	20	mg/kg	ND (<0.00424)	ND (<0.00358)	ND (<0.0381)	ND (<0.00290)	ND (<0.00578)	ND (<0.00396)	ND (<0.00430)	ND (<0.00467)	ND (<0.00367)
Trichloroethene	56	0.1	mg/kg	ND (<0.00424)	ND (<0.00358)	ND (<0.0381)	ND (<0.00290)	ND (<0.00578)	ND (<0.00396)	ND (<0.00430)	ND (<0.00467)	ND (<0.00367)
Trichlorofluoromethane (Freon 11)	[500]	[20]	mg/kg	ND (<0.00424)	ND (<0.00358)	ND (<0.0381)	ND (<0.00290)	ND (<0.00578)	ND (<0.00396)	ND (<0.00430)	ND (<0.00467)	ND (<0.00367)
1,2,3-Trichloropropane	NE	NE	mg/kg	ND (<0.00424)	ND (<0.00358)	ND (<0.0381)	ND (<0.00290)	ND (<0.00578)	ND (<0.00396)	ND (<0.00430)	ND (<0.00467)	ND (<0.00367)
1,2,4-Trimethylbenzene	[500]	[2.8]	mg/kg	0.0903	ND (<0.00358)	ND (<0.0381)	ND (<0.00290)	ND (<0.00578)	ND (<0.00396)	ND (<0.00430)	ND (<0.00467)	ND (<0.00367)
1,3,5-Trimethylbenzene	[500]	[2.8]	mg/kg	0.0252	ND (<0.00358)	ND (<0.0381)	ND (<0.00290)	ND (<0.00578)	ND (<0.00396)	ND (<0.00430)	ND (<0.00467)	ND (<0.00367)
m,p-Xylene	NE	NE	mg/kg	0.00545	ND (<0.00358)	ND (<0.0381)	ND (<0.00290)	ND (<0.00578)	ND (<0.00396)	ND (<0.00430)	ND (<0.00467)	ND (<0.00367)
o-Xylene	NE	NE	mg/kg	ND (<0.00424)	ND (<0.00358)	ND (<0.0381)	ND (<0.00290)	ND (<0.00578)	ND (<0.00396)	ND (<0.00430)	ND (<0.00467)	ND (<0.00367)
Ethanol	[1,000]	[20]	mg/kg	ND (<0.847)	ND (<0.716)	ND (<0.762)	ND (<0.579)	ND (<1.16)	ND (<0.792)	ND (<0.861)	ND (<0.934)	ND (<0.734)
Total Xylenes	500	19.5	mg/kg	ND (<0.0127)	ND (<0.0107)	ND (<0.0114)	ND (<0.00869)	ND (<0.0173)	ND (<0.0119)	ND (<0.0129)	ND (<0.0140)	ND (<0.0110)
Total VOCs				0.22998	BRL	BRL	BRL	BRL	0.0528	BRL	BRL	BRL

Notes:
mg/kg = milligrams per kilogram
N/A = not applicable or not analyzed
BRL = below laboratory reporting limit
ND (#) = not detected (reporting limit)
RSR = Remediation Standard Regulations
NE = no established criteria
[#] = recommended additional polluting substances (CTDEEP in 9/2018)
RDEC = Residential Direct Exposure Criteria
GA PMC = GA Pollutant Mobility Criteria
USEPA = United States Environmental Protection Agency
MEK = methyl ethyl ketone
* = Sample location was excavated

The Connecticut Light and Power Company
d/b/a Eversource Energy
Docket No. 26-05-10
Date Issued September 29, 2026
RSR-032 Attachment 118
Page 23 of 1094

Table 2

Compliance Soil Laboratory Analytical Data (VOCs)

Analysis	RSR Criteria		Sample ID: (Depth in feet):	CS-5S (12')	CS-6D (13')	CS-6S (11')	CS-7D (13')	CS-7S (11')	CS-8D (13.5')	CS-8S (11')	CS-9D (12')	CS-9S (10')
	RDEC	GA PMC	PID Result:	6.8	4.9	3.0	0.6	1.0	2.0	1.9	2.9	3.2
			Sample Date:	06/30/23	06/30/23	06/30/23	07/13/23	07/13/23	07/13/23	07/13/23	07/25/23	07/25/23
Volatile Organic Compounds (VOCs) by USEPA Method 8260												
Acetone	500	14	mg/kg	ND (<0.0370)	ND (<0.0470)	ND (<0.0444)	0.385 E	0.159	0.198 E	0.102	ND (<0.0412)	ND (<0.0426)
2-Butanone (MEK)	500	8	mg/kg	ND (<0.00739)	ND (<0.00940)	ND (<0.00888)	ND (<0.0107)	ND (<0.00837)	ND (<0.00920)	ND (<0.00843)	ND (<0.00823)	ND (<0.00853)
n-Butylbenzene	[500]	[7.0]	mg/kg	ND (<0.00739)	ND (<0.00940)	ND (<0.00888)	ND (<0.0107)	ND (<0.00837)	ND (<0.00920)	ND (<0.00843)	ND (<0.00823)	ND (<0.00853)
sec-Butylbenzene	[500]	[7.0]	mg/kg	ND (<0.00370)	ND (<0.00470)	ND (<0.00444)	ND (<0.00533)	ND (<0.00419)	ND (<0.00460)	ND (<0.00422)	ND (<0.00412)	ND (<0.00426)
Ethylbenzene	500	10.1	mg/kg	ND (<0.00370)	ND (<0.00470)	ND (<0.00444)	ND (<0.00533)	ND (<0.00419)	ND (<0.00460)	ND (<0.00422)	ND (<0.00412)	ND (<0.00426)
Isopropylbenzene	[500]	[0.50]	mg/kg	ND (<0.00370)	ND (<0.00470)	ND (<0.00444)	ND (<0.00533)	ND (<0.00419)	ND (<0.00460)	ND (<0.00422)	ND (<0.00412)	ND (<0.00426)
p-Isopropyltoluene	[500]	[0.50]	mg/kg	ND (<0.00370)	ND (<0.00470)	ND (<0.00444)	ND (<0.00533)	ND (<0.00419)	ND (<0.00460)	ND (<0.00422)	ND (<0.00412)	ND (<0.00426)
Naphthalene	1,000	5.6	mg/kg	ND (<0.00370)	ND (<0.00470)	ND (<0.00444)	ND (<0.00533)	ND (<0.00419)	ND (<0.00460)	ND (<0.00422)	ND (<0.00412)	ND (<0.00426)
n-Propylbenzene	[500]	[1.0]	mg/kg	ND (<0.00370)	ND (<0.00470)	ND (<0.00444)	ND (<0.00533)	ND (<0.00419)	ND (<0.00460)	ND (<0.00422)	ND (<0.00412)	ND (<0.00426)
Toluene	500	20	mg/kg	ND (<0.00370)	ND (<0.00470)	ND (<0.00444)	ND (<0.00533)	ND (<0.00419)	ND (<0.00460)	ND (<0.00422)	ND (<0.00412)	ND (<0.00426)
Trichloroethene	56	0.1	mg/kg	ND (<0.00370)	ND (<0.00470)	ND (<0.00444)	ND (<0.00533)	ND (<0.00419)	ND (<0.00460)	ND (<0.00422)	ND (<0.00412)	ND (<0.00426)
Trichlorofluoromethane (Freon 11)	[500]	[20]	mg/kg	ND (<0.00370)	ND (<0.00470)	ND (<0.00444)	ND (<0.00533)	ND (<0.00419)	ND (<0.00460)	ND (<0.00422)	ND (<0.00412)	ND (<0.00426)
1,2,3-Trichloropropane	NE	NE	mg/kg	ND (<0.00370)	ND (<0.00470)	ND (<0.00444)	ND (<0.00533)	ND (<0.00419)	ND (<0.00460)	ND (<0.00422)	ND (<0.00412)	ND (<0.00426)
1,2,4-Trimethylbenzene	[500]	[2.8]	mg/kg	ND (<0.00370)	0.00473	ND (<0.00444)	ND (<0.00533)	ND (<0.00419)	ND (<0.00460)	ND (<0.00422)	ND (<0.00412)	ND (<0.00426)
1,3,5-Trimethylbenzene	[500]	[2.8]	mg/kg	ND (<0.00370)	ND (<0.00470)	ND (<0.00444)	ND (<0.00533)	ND (<0.00419)	ND (<0.00460)	ND (<0.00422)	ND (<0.00412)	ND (<0.00426)
m,p-Xylene	NE	NE	mg/kg	ND (<0.00370)	ND (<0.00470)	ND (<0.00444)	ND (<0.00533)	ND (<0.00419)	ND (<0.00460)	ND (<0.00422)	ND (<0.00412)	ND (<0.00426)
o-Xylene	NE	NE	mg/kg	ND (<0.00370)	ND (<0.00470)	ND (<0.00444)	ND (<0.00533)	ND (<0.00419)	ND (<0.00460)	ND (<0.00422)	ND (<0.00412)	ND (<0.00426)
Ethanol	[1,000]	[20]	mg/kg	ND (<0.739)	ND (<0.940)	ND (<0.888)	ND (<1.07)	ND (<0.837)	ND (<0.920)	ND (<0.843)	ND (<0.823)	ND (<0.853)
Total Xylenes	500	19.5	mg/kg	ND (<0.0111)	ND (<0.0141)	ND (<0.0133)	ND (<0.0160)	ND (<0.0126)	ND (<0.0138)	ND (<0.0126)	ND (<0.0123)	ND (<0.0128)
Total VOCs				BRL	0.00473	BRL	0.385	0.159	0.198	0.102	BRL	BRL

Notes:
mg/kg = milligrams per kilogram
N/A = not applicable or not analyzed
BRL = below laboratory reporting limit
ND (#) = not detected (reporting limit)
RSR = Remediation Standard Regulations
NE = no established criteria
[#] = recommended additional polluting substances (CTDEEP in 9/2018)
RDEC = Residential Direct Exposure Criteria
GA PMC = GA Pollutant Mobility Criteria
USEPA = United States Environmental Protection Agency
MEK = methyl ethyl ketone
* = Sample location was excavated

The Connecticut Light and Power Company
d/b/a Eversource Energy
Docket No. 26-05-10
Date Issued September 29, 2026
RSR-032 Attachment 118
Page 24 of 1094

Table 2

Compliance Soil Laboratory Analytical Data (VOCs)

Analysis	RSR Criteria		Sample ID: (Depth in feet):	CS-10D (13.5')	CS-10S (12')	CS-11D (13')	CS-11S (11')	CS-12D (12.5')	CS-12S (11')	CS-13D (13')*	CS-14D (15')	CS-14S (13')
	RDEC	GA PMC	PID Result:	10.7	1.6	1.8	0.6	0.0	0.0	514.3	0.0	0.0
			Sample Date:	07/28/23	07/28/23	08/09/23	08/09/23	08/24/23	08/24/23	08/24/23	08/31/23	08/31/23
Volatile Organic Compounds (VOCs) by USEPA Method 8260												
Acetone	500	14	mg/kg	ND (<0.0472)	ND (<0.0456)	ND (<0.0416)	ND (<0.0486)	ND (<0.0461)	ND (<0.0436)	ND (<0.0436)	ND (<0.0451)	ND (<0.0365)
2-Butanone (MEK)	500	8	mg/kg	ND (<0.00943)	ND (<0.00911)	ND (<0.00832)	ND (<0.00972)	ND (<0.00921)	ND (<0.00873)	ND (<0.00872)	ND (<0.00903)	ND (<0.00730)
n-Butylbenzene	[500]	[7.0]	mg/kg	ND (<0.00943)	ND (<0.00911)	ND (<0.00832)	ND (<0.00972)	ND (<0.00921)	ND (<0.00873)	0.0162	ND (<0.00903)	ND (<0.00730)
sec-Butylbenzene	[500]	[7.0]	mg/kg	ND (<0.00472)	ND (<0.00456)	ND (<0.00416)	ND (<0.00486)	ND (<0.00461)	ND (<0.00436)	0.00460	ND (<0.00451)	ND (<0.00365)
Ethylbenzene	500	10.1	mg/kg	ND (<0.00472)	ND (<0.00456)	ND (<0.00416)	ND (<0.00486)	ND (<0.00461)	ND (<0.00436)	ND (<0.00436)	ND (<0.00451)	ND (<0.00365)
Isopropylbenzene	[500]	[0.50]	mg/kg	ND (<0.00472)	ND (<0.00456)	ND (<0.00416)	ND (<0.00486)	ND (<0.00461)	ND (<0.00436)	ND (<0.00436)	ND (<0.00451)	ND (<0.00365)
p-Isopropyltoluene	[500]	[0.50]	mg/kg	ND (<0.00472)	ND (<0.00456)	ND (<0.00416)	ND (<0.00486)	ND (<0.00461)	ND (<0.00436)	ND (<0.00436)	ND (<0.00451)	ND (<0.00365)
Naphthalene	1,000	5.6	mg/kg	0.00509	ND (<0.00456)	ND (<0.00416)	ND (<0.00486)	0.00483	ND (<0.00436)	ND (<0.00436)	ND (<0.00451)	ND (<0.00365)
n-Propylbenzene	[500]	[1.0]	mg/kg	ND (<0.00472)	ND (<0.00456)	ND (<0.00416)	ND (<0.00486)	ND (<0.00461)	ND (<0.00436)	ND (<0.00436)	ND (<0.00451)	ND (<0.00365)
Toluene	500	20	mg/kg	ND (<0.00472)	ND (<0.00456)	ND (<0.00416)	ND (<0.00486)	ND (<0.00461)	ND (<0.00436)	ND (<0.00436)	ND (<0.00451)	ND (<0.00365)
Trichloroethene	56	0.1	mg/kg	ND (<0.00472)	ND (<0.00456)	ND (<0.00416)	ND (<0.00486)	ND (<0.00461)	ND (<0.00436)	ND (<0.00436)	ND (<0.00451)	ND (<0.00365)
Trichlorofluoromethane (Freon 11)	[500]	[20]	mg/kg	ND (<0.00472)	ND (<0.00456)	ND (<0.00416)	ND (<0.00486)	ND (<0.00461)	ND (<0.00436)	ND (<0.00436)	ND (<0.00451)	ND (<0.00365)
1,2,3-Trichloropropane	NE	NE	mg/kg	ND (<0.00472)	ND (<0.00456)	ND (<0.00416)	ND (<0.00486)	ND (<0.00461)	ND (<0.00436)	ND (<0.00436)	ND (<0.00451)	ND (<0.00365)
1,2,4-Trimethylbenzene	[500]	[2.8]	mg/kg	0.0156	ND (<0.00456)	ND (<0.00416)	ND (<0.00486)	ND (<0.00461)	ND (<0.00436)	ND (<0.00436)	ND (<0.00451)	ND (<0.00365)
1,3,5-Trimethylbenzene	[500]	[2.8]	mg/kg	0.00596	ND (<0.00456)	ND (<0.00416)	ND (<0.00486)	ND (<0.00461)	ND (<0.00436)	ND (<0.00436)	ND (<0.00451)	ND (<0.00365)
m,p-Xylene	NE	NE	mg/kg	ND (<0.00472)	ND (<0.00456)	ND (<0.00416)	ND (<0.00486)	ND (<0.00461)	ND (<0.00436)	ND (<0.00436)	ND (<0.00451)	ND (<0.00365)
o-Xylene	NE	NE	mg/kg	ND (<0.00472)	ND (<0.00456)	ND (<0.00416)	ND (<0.00486)	ND (<0.00461)	ND (<0.00436)	ND (<0.00436)	ND (<0.00451)	ND (<0.00365)
Ethanol	[1,000]	[20]	mg/kg	ND (<0.943)	ND (<0.911)	ND (<0.832)	ND (<0.972)	ND (<0.921)	ND (<0.873)	ND (<0.872)	ND (<0.903)	ND (<0.730)
Total Xylenes	500	19.5	mg/kg	ND (<0.0142)	ND (<0.0137)	ND (<0.0125)	ND (<0.0146)	ND (<0.0138)	ND (<0.0131)	ND (<0.0131)	ND (<0.0135)	ND (<0.0110)
Total VOCs				0.02665	BRL	BRL	BRL	0.00483	BRL	0.0208	BRL	BRL

Notes:
mg/kg = milligrams per kilogram
N/A = not applicable or not analyzed
BRL = below laboratory reporting limit
ND (#) = not detected (reporting limit)
RSR = Remediation Standard Regulations
NE = no established criteria
[#] = recommended additional polluting substances (CTDEEP in 9/2018)
RDEC = Residential Direct Exposure Criteria
GA PMC = GA Pollutant Mobility Criteria
USEPA = United States Environmental Protection Agency
MEK = methyl ethyl ketone
* = Sample location was excavated

The Connecticut Light and Power Company
d/b/a Eversource Energy
Docket No. 26-05-10
Date Issued September 29, 2026
RSR-032 Attachment 118
Page 25 of 1094

Eversource Madison Area Work Center
135 New Road, Madison, Connecticut

Table 2

Compliance Soil Laboratory Analytical Data (VOCs)

Analysis	RSR Criteria		Sample ID: (Depth in feet):	CS-15D (13.5')	CS-15S (12.5')	CS-16D (14')	CS-16S (12.5')	CS-17D (13')	CS-17S (11')	CS-18D (12.5')	CS-18S (11')	CS-19D (12')
	RDEC	GA PMC	PID Result:	0.0	0.0	3.0	1.8	1.6	1.1	0.2	0.1	1.0
			Sample Date:	09/05/23	09/05/23	09/06/23	09/06/23	09/12/23	09/12/23	09/14/23	09/14/23	09/14/23
Volatile Organic Compounds (VOCs) by USEPA Method 8260												
Acetone	500	14	mg/kg	ND (<0.0451)	ND (<0.0439)	ND (<0.0425)	ND (<0.0416)	ND (<0.0430)	ND (<0.0514)	ND (<0.0441)	ND (<0.0395)	ND (<0.0435)
2-Butanone (MEK)	500	8	mg/kg	ND (<0.00902)	ND (<0.00879)	ND (<0.00849)	ND (<0.00832)	ND (<0.00861)	ND (<0.0103)	ND (<0.00883)	ND (<0.00790)	ND (<0.00870)
n-Butylbenzene	[500]	[7.0]	mg/kg	ND (<0.00902)	ND (<0.00879)	ND (<0.00849)	ND (<0.00832)	ND (<0.00861)	ND (<0.0103)	ND (<0.00883)	ND (<0.00790)	ND (<0.00870)
sec-Butylbenzene	[500]	[7.0]	mg/kg	ND (<0.00451)	ND (<0.00439)	ND (<0.00425)	ND (<0.00416)	ND (<0.00430)	ND (<0.00514)	ND (<0.00441)	ND (<0.00395)	ND (<0.00435)
Ethylbenzene	500	10.1	mg/kg	ND (<0.00451)	ND (<0.00439)	ND (<0.00425)	ND (<0.00416)	ND (<0.00430)	ND (<0.00514)	ND (<0.00441)	ND (<0.00395)	ND (<0.00435)
Isopropylbenzene	[500]	[0.50]	mg/kg	ND (<0.00451)	ND (<0.00439)	ND (<0.00425)	ND (<0.00416)	ND (<0.00430)	ND (<0.00514)	ND (<0.00441)	ND (<0.00395)	ND (<0.00435)
p-Isopropyltoluene	[500]	[0.50]	mg/kg	ND (<0.00451)	ND (<0.00439)	ND (<0.00425)	ND (<0.00416)	ND (<0.00430)	ND (<0.00514)	ND (<0.00441)	ND (<0.00395)	ND (<0.00435)
Naphthalene	1,000	5.6	mg/kg	ND (<0.00451)	ND (<0.00439)	ND (<0.00425)	ND (<0.00416)	ND (<0.00430)	ND (<0.00514)	ND (<0.00441)	ND (<0.00395)	ND (<0.00435)
n-Propylbenzene	[500]	[1.0]	mg/kg	ND (<0.00451)	ND (<0.00439)	ND (<0.00425)	ND (<0.00416)	ND (<0.00430)	ND (<0.00514)	ND (<0.00441)	ND (<0.00395)	ND (<0.00435)
Toluene	500	20	mg/kg	ND (<0.00451)	ND (<0.00439)	ND (<0.00425)	ND (<0.00416)	ND (<0.00430)	ND (<0.00514)	ND (<0.00441)	ND (<0.00395)	ND (<0.00435)
Trichloroethene	56	0.1	mg/kg	ND (<0.00451)	ND (<0.00439)	ND (<0.00425)	ND (<0.00416)	ND (<0.00430)	ND (<0.00514)	ND (<0.00441)	ND (<0.00395)	ND (<0.00435)
Trichlorofluoromethane (Freon 11)	[500]	[20]	mg/kg	ND (<0.00451)	ND (<0.00439)	ND (<0.00425)	ND (<0.00416)	ND (<0.00430)	ND (<0.00514)	ND (<0.00441)	ND (<0.00395)	ND (<0.00435)
1,2,3-Trichloropropane	NE	NE	mg/kg	ND (<0.00451)	ND (<0.00439)	ND (<0.00425)	ND (<0.00416)	ND (<0.00430)	ND (<0.00514)	ND (<0.00441)	ND (<0.00395)	ND (<0.00435)
1,2,4-Trimethylbenzene	[500]	[2.8]	mg/kg	ND (<0.00451)	ND (<0.00439)	ND (<0.00425)	ND (<0.00416)	ND (<0.00430)	ND (<0.00514)	ND (<0.00441)	ND (<0.00395)	ND (<0.00435)
1,3,5-Trimethylbenzene	[500]	[2.8]	mg/kg	ND (<0.00451)	ND (<0.00439)	ND (<0.00425)	ND (<0.00416)	ND (<0.00430)	ND (<0.00514)	ND (<0.00441)	ND (<0.00395)	ND (<0.00435)
m,p-Xylene	NE	NE	mg/kg	ND (<0.00451)	ND (<0.00439)	ND (<0.00425)	ND (<0.00416)	ND (<0.00430)	ND (<0.00514)	ND (<0.00441)	ND (<0.00395)	ND (<0.00435)
o-Xylene	NE	NE	mg/kg	ND (<0.00451)	ND (<0.00439)	ND (<0.00425)	ND (<0.00416)	ND (<0.00430)	ND (<0.00514)	ND (<0.00441)	ND (<0.00395)	ND (<0.00435)
Ethanol	[1,000]	[20]	mg/kg	ND (<0.902)	ND (<0.879)	ND (<0.849)	ND (<0.832)	ND (<0.861)	ND (<1.03)	ND (<0.883)	ND (<0.790)	ND (<0.870)
Total Xylenes	500	19.5	mg/kg	ND (<0.0135)	ND (<0.0132)	ND (<0.0127)	ND (<0.0125)	ND (<0.0129)	ND (<0.0154)	ND (<0.0132)	ND (<0.0119)	ND (<0.0131)
Total VOCs				BRL	BRL	BRL	BRL	BRL	BRL	BRL	BRL	BRL

Notes:
mg/kg = milligrams per kilogram
N/A = not applicable or not analyzed
BRL = below laboratory reporting limit
ND (#) = not detected (reporting limit)
RSR = Remediation Standard Regulations
NE = no established criteria
[#] = recommended additional polluting substances (CTDEEP in 9/2018)
RDEC = Residential Direct Exposure Criteria
GA PMC = GA Pollutant Mobility Criteria
USEPA = United States Environmental Protection Agency
MEK = methyl ethyl ketone
* = Sample location was excavated

The Connecticut Light and Power Company
d/b/a Eversource Energy
Docket No. 26-05-10
Date Issued September 29, 2026
RSR-032 Attachment 118
Page 26 of 1094

Eversource Madison Area Work Center
135 New Road, Madison, Connecticut

Table 2

Compliance Soil Laboratory Analytical Data (VOCs)

Analysis	RSR Criteria		Sample ID: (Depth in feet):	CS-19S (11')	CS-20D (10')	CS-20S (9')	CS-21D (12')	CS-21S (11')	CS-22D (10.5')	CS-22S (9.5')	CS-23D (10.5')	CS-23S (9.5')
	RDEC	GA PMC	PID Result:	0.9	0.0	0.0	0.3	0.7	0.0	0.0	0.0	0.0
			Sample Date:	09/14/23	09/14/23	09/14/23	09/15/23	09/15/23	09/15/23	09/15/23	09/15/23	09/15/23
Volatile Organic Compounds (VOCs) by USEPA Method 8260												
Acetone	500	14	mg/kg	ND (<0.0435)	ND (<0.0505)	ND (<0.0444)	ND (<0.0504)	ND (<0.0456)	ND (<0.0440)	ND (<0.0451)	ND (<0.0384)	ND (<0.0425)
2-Butanone (MEK)	500	8	mg/kg	ND (<0.00870)	ND (<0.0101)	ND (<0.00889)	ND (<0.0101)	ND (<0.00912)	ND (<0.00880)	ND (<0.00903)	ND (<0.00768)	ND (<0.00851)
n-Butylbenzene	[500]	[7.0]	mg/kg	ND (<0.00870)	ND (<0.0101)	ND (<0.00889)	ND (<0.0101)	ND (<0.00912)	ND (<0.00880)	ND (<0.00903)	ND (<0.00768)	ND (<0.00851)
sec-Butylbenzene	[500]	[7.0]	mg/kg	ND (<0.00435)	ND (<0.00505)	ND (<0.00444)	ND (<0.00504)	ND (<0.00456)	ND (<0.00440)	ND (<0.00451)	ND (<0.00384)	ND (<0.00425)
Ethylbenzene	500	10.1	mg/kg	ND (<0.00435)	ND (<0.00505)	ND (<0.00444)	ND (<0.00504)	ND (<0.00456)	ND (<0.00440)	ND (<0.00451)	ND (<0.00384)	ND (<0.00425)
Isopropylbenzene	[500]	[0.50]	mg/kg	ND (<0.00435)	ND (<0.00505)	ND (<0.00444)	ND (<0.00504)	ND (<0.00456)	ND (<0.00440)	ND (<0.00451)	ND (<0.00384)	ND (<0.00425)
p-Isopropyltoluene	[500]	[0.50]	mg/kg	ND (<0.00435)	ND (<0.00505)	ND (<0.00444)	ND (<0.00504)	ND (<0.00456)	ND (<0.00440)	ND (<0.00451)	ND (<0.00384)	ND (<0.00425)
Naphthalene	1,000	5.6	mg/kg	ND (<0.00435)	ND (<0.00505)	ND (<0.00444)	ND (<0.00504)	ND (<0.00456)	ND (<0.00440)	ND (<0.00451)	ND (<0.00384)	ND (<0.00425)
n-Propylbenzene	[500]	[1.0]	mg/kg	ND (<0.00435)	ND (<0.00505)	ND (<0.00444)	ND (<0.00504)	ND (<0.00456)	ND (<0.00440)	ND (<0.00451)	ND (<0.00384)	ND (<0.00425)
Toluene	500	20	mg/kg	ND (<0.00435)	ND (<0.00505)	ND (<0.00444)	ND (<0.00504)	ND (<0.00456)	ND (<0.00440)	ND (<0.00451)	ND (<0.00384)	ND (<0.00425)
Trichloroethene	56	0.1	mg/kg	ND (<0.00435)	ND (<0.00505)	ND (<0.00444)	ND (<0.00504)	ND (<0.00456)	ND (<0.00440)	ND (<0.00451)	ND (<0.00384)	ND (<0.00425)
Trichlorofluoromethane (Freon 11)	[500]	[20]	mg/kg	ND (<0.00435)	ND (<0.00505)	ND (<0.00444)	ND (<0.00504)	ND (<0.00456)	ND (<0.00440)	ND (<0.00451)	ND (<0.00384)	ND (<0.00425)
1,2,3-Trichloropropane	NE	NE	mg/kg	ND (<0.00435)	ND (<0.00505)	ND (<0.00444)	ND (<0.00504)	ND (<0.00456)	ND (<0.00440)	ND (<0.00451)	ND (<0.00384)	ND (<0.00425)
1,2,4-Trimethylbenzene	[500]	[2.8]	mg/kg	ND (<0.00435)	ND (<0.00505)	ND (<0.00444)	ND (<0.00504)	ND (<0.00456)	ND (<0.00440)	ND (<0.00451)	ND (<0.00384)	ND (<0.00425)
1,3,5-Trimethylbenzene	[500]	[2.8]	mg/kg	ND (<0.00435)	ND (<0.00505)	ND (<0.00444)	ND (<0.00504)	ND (<0.00456)	ND (<0.00440)	ND (<0.00451)	ND (<0.00384)	ND (<0.00425)
m,p-Xylene	NE	NE	mg/kg	ND (<0.00435)	ND (<0.00505)	ND (<0.00444)	ND (<0.00504)	ND (<0.00456)	ND (<0.00440)	ND (<0.00451)	ND (<0.00384)	ND (<0.00425)
o-Xylene	NE	NE	mg/kg	ND (<0.00435)	ND (<0.00505)	ND (<0.00444)	ND (<0.00504)	ND (<0.00456)	ND (<0.00440)	ND (<0.00451)	ND (<0.00384)	ND (<0.00425)
Ethanol	[1,000]	[20]	mg/kg	ND (<0.870)	ND (<1.01)	ND (<0.889)	ND (<1.01)	ND (<0.912)	ND (<0.880)	ND (<0.903)	ND (<0.768)	ND (<0.851)
Total Xylenes	500	19.5	mg/kg	ND (<0.0130)	ND (<0.0152)	ND (<0.0133)	ND (<0.0151)	ND (<0.0137)	ND (<0.0132)	ND (<0.0135)	ND (<0.0115)	ND (<0.0128)
Total VOCs				BRL	BRL	BRL	BRL	BRL	BRL	BRL	BRL	BRL

Notes:
mg/kg = milligrams per kilogram
N/A = not applicable or not analyzed
BRL = below laboratory reporting limit
ND (#) = not detected (reporting limit)
RSR = Remediation Standard Regulations
NE = no established criteria
[#] = recommended additional polluting substances (CTDEEP in 9/2018)
RDEC = Residential Direct Exposure Criteria
GA PMC = GA Pollutant Mobility Criteria
USEPA = United States Environmental Protection Agency
MEK = methyl ethyl ketone
* = Sample location was excavated

The Connecticut Light and Power Company
d/b/a Eversource Energy
Docket No. 26-05-10
Date Issued September 29, 2026
RSR-032 Attachment 118
Page 27 of 1094

Table 2

Compliance Soil Laboratory Analytical Data (VOCs)

Analysis	RSR Criteria		Sample ID: (Depth in feet):	CS-24D (10.5')	CS-24S (9.5')	CS-25D (10.5')	CS-25S (9.5')	CS-26D (12.5')	CS-26S (11.5')
	RDEC	GA PMC	PID Result:	0.0	0.0	0.0	0.0	6.2	0.9
			Sample Date:	09/15/23	09/15/23	09/15/23	09/15/23	09/15/23	09/15/23
Volatile Organic Compounds (VOCs) by USEPA Method 8260									
Acetone	500	14	mg/kg	ND (<0.0417)	ND (<0.0450)	ND (<0.0461)	ND (<0.0409)	ND (<0.0467)	ND (<0.0426)
2-Butanone (MEK)	500	8	mg/kg	ND (<0.00833)	ND (<0.00901)	ND (<0.00921)	ND (<0.00817)	ND (<0.00935)	ND (<0.00852)
n-Butylbenzene	[500]	[7.0]	mg/kg	ND (<0.00833)	ND (<0.00901)	ND (<0.00921)	ND (<0.00817)	ND (<0.00935)	ND (<0.00852)
sec-Butylbenzene	[500]	[7.0]	mg/kg	ND (<0.00417)	ND (<0.00450)	ND (<0.00461)	ND (<0.00409)	ND (<0.00467)	ND (<0.00426)
Ethylbenzene	500	10.1	mg/kg	ND (<0.00417)	ND (<0.00450)	ND (<0.00461)	ND (<0.00409)	ND (<0.00467)	ND (<0.00426)
Isopropylbenzene	[500]	[0.50]	mg/kg	ND (<0.00417)	ND (<0.00450)	ND (<0.00461)	ND (<0.00409)	ND (<0.00467)	ND (<0.00426)
p-Isopropyltoluene	[500]	[0.50]	mg/kg	ND (<0.00417)	ND (<0.00450)	ND (<0.00461)	ND (<0.00409)	ND (<0.00467)	ND (<0.00426)
Naphthalene	1,000	5.6	mg/kg	ND (<0.00417)	ND (<0.00450)	ND (<0.00461)	ND (<0.00409)	ND (<0.00467)	ND (<0.00426)
n-Propylbenzene	[500]	[1.0]	mg/kg	ND (<0.00417)	ND (<0.00450)	ND (<0.00461)	ND (<0.00409)	ND (<0.00467)	ND (<0.00426)
Toluene	500	20	mg/kg	ND (<0.00417)	ND (<0.00450)	ND (<0.00461)	ND (<0.00409)	ND (<0.00467)	ND (<0.00426)
Trichloroethene	56	0.1	mg/kg	ND (<0.00417)	ND (<0.00450)	ND (<0.00461)	ND (<0.00409)	ND (<0.00467)	ND (<0.00426)
Trichlorofluoromethane (Freon 11)	[500]	[20]	mg/kg	ND (<0.00417)	ND (<0.00450)	ND (<0.00461)	0.00418	ND (<0.00467)	ND (<0.00426)
1,2,3-Trichloropropane	NE	NE	mg/kg	ND (<0.00417)	ND (<0.00450)	ND (<0.00461)	ND (<0.00409)	ND (<0.00467)	ND (<0.00426)
1,2,4-Trimethylbenzene	[500]	[2.8]	mg/kg	ND (<0.00417)	ND (<0.00450)	ND (<0.00461)	ND (<0.00409)	ND (<0.00467)	ND (<0.00426)
1,3,5-Trimethylbenzene	[500]	[2.8]	mg/kg	ND (<0.00417)	ND (<0.00450)	ND (<0.00461)	ND (<0.00409)	ND (<0.00467)	ND (<0.00426)
m,p-Xylene	NE	NE	mg/kg	ND (<0.00417)	ND (<0.00450)	ND (<0.00461)	ND (<0.00409)	ND (<0.00467)	ND (<0.00426)
o-Xylene	NE	NE	mg/kg	ND (<0.00417)	ND (<0.00450)	ND (<0.00461)	ND (<0.00409)	ND (<0.00467)	ND (<0.00426)
Ethanol	[1,000]	[20]	mg/kg	ND (<0.833)	ND (<0.901)	ND (<0.921)	ND (<0.817)	ND (<0.935)	ND (<0.852)
Total Xylenes	500	19.5	mg/kg	ND (<0.0125)	ND (<0.0135)	ND (<0.0138)	ND (<0.0123)	ND (<0.0140)	ND (<0.0128)
Total VOCs				BRL	BRL	BRL	0.00418	BRL	BRL

Notes:
mg/kg = milligrams per kilogram
N/A = not applicable or not analyzed
BRL = below laboratory reporting limit
ND (#) = not detected (reporting limit)
RSR = Remediation Standard Regulations
NE = no established criteria
[#] = recommended additional polluting substances (CTDEEP in 9/2018)
RDEC = Residential Direct Exposure Criteria
GA PMC = GA Pollutant Mobility Criteria
USEPA = United States Environmental Protection Agency
MEK = methyl ethyl ketone
* = Sample location was excavated

The Connecticut Light and Power Company
d/b/a Eversource Energy
Docket No. 26-05-10
Date Issued September 29, 2026
RSR-032 Attachment 118
Page 28 of 1094

Appendix A – Recovery Well Abandonment Logs

WELL DECOMMISSIONING RECORD

Site Name: Eversource Madison	Well I.D: RW-1
Site Location: 135 New Road, Madison, CT	Driller: Geosearch Environmental
Drilling Co.: Groundwater & Environmental Services, Inc. (GES)	Inspector: N/A
	6/13/2023

DECOMMISSIONING DATA
(Fill in all that apply)

OVERDRILLING	
Interval Drilled	NA
Drilling Method(s)	NA
Borehole Dia. (in.)	NA
Temporary Casing Installed? (y/n)	NA
Depth temporary casing installed	NA
Casing type/dia. (in.)	NA
Method of installing	NA
CASING PULLING	
Method employed	
Casing retrieved (feet)	
Casing type/dia. (in.)	6
CASING PERFORATING	
Equipment used	NA
Number of perforations/foot	NA
Size of perforations	NA
Interval perforated	NA
GROUTING	
Interval grouted (FBLS)	5.00 - 17.00'
# of batches prepared	1
For each batch record:	
Quantity of water used (gal.)	UNK
Quantity of cement used (lbs)	UNK
Cement Type	Portland II
Quantity of bentonite used (lbs)	NA
Quantity of calcium chloride used (lbs)	NA
Volume of grout prepared (gal.)	17
Volume of grout used (gal.)	17

Comments:
Recovery well was sealed with grout from the base of the well to approximately 5 fbg where the bottom of vault was situated. Each vault was removed once the grout was cured during the remedial excavation.

WELL SCHEMATIC*

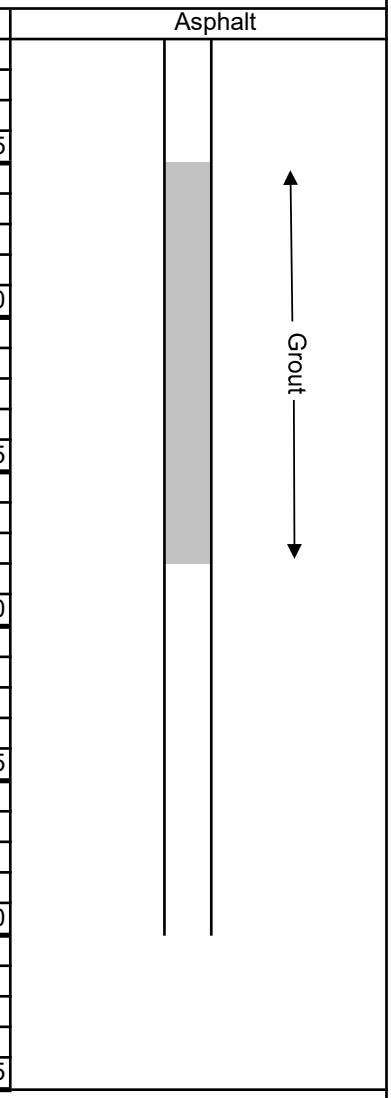

*Sketch in all relevant decommissioning data, including: interval overdrilled, interval grouted, casing left in hole, well stickup, etc.

Groundwater & Environmental Services, Inc.
Consultant Contractor

Department Representative

WELL DECOMMISSIONING RECORD

Site Name: Eversource Madison	Well I.D: RW-2
Site Location: 135 New Road, Madison, CT	Driller: Geosearch Environmental
Drilling Co.: Groundwater & Environmental Services, Inc. (GES)	Inspector: N/A
	6/13/2023

DECOMMISSIONING DATA
(Fill in all that apply)

OVERDRILLING	
Interval Drilled	NA
Drilling Method(s)	NA
Borehole Dia. (in.)	NA
Temporary Casing Installed? (y/n)	NA
Depth temporary casing installed	NA
Casing type/dia. (in.)	NA
Method of installing	NA
CASING PULLING	
Method employed	
Casing retrieved (feet)	
Casing type/dia. (in.)	6
CASING PERFORATING	
Equipment used	NA
Number of perforations/foot	NA
Size of perforations	NA
Interval perforated	NA
GROUTING	
Interval grouted (FBLS)	5.00 - 16.00'
# of batches prepared	1
For each batch record:	
Quantity of water used (gal.)	UNK
Quantity of cement used (lbs)	UNK
Cement Type	Portland II
Quantity of bentonite used (lbs)	NA
Quantity of calcium chloride used (lbs)	NA
Volume of grout prepared (gal.)	16
Volume of grout used (gal.)	16

Comments:
Recovery well was sealed with grout from the base of the well to approximately 5 fbg where the bottom of vault was situated. Each vault was removed once the grout was cured during the remedial excavation.

WELL SCHEMATIC*

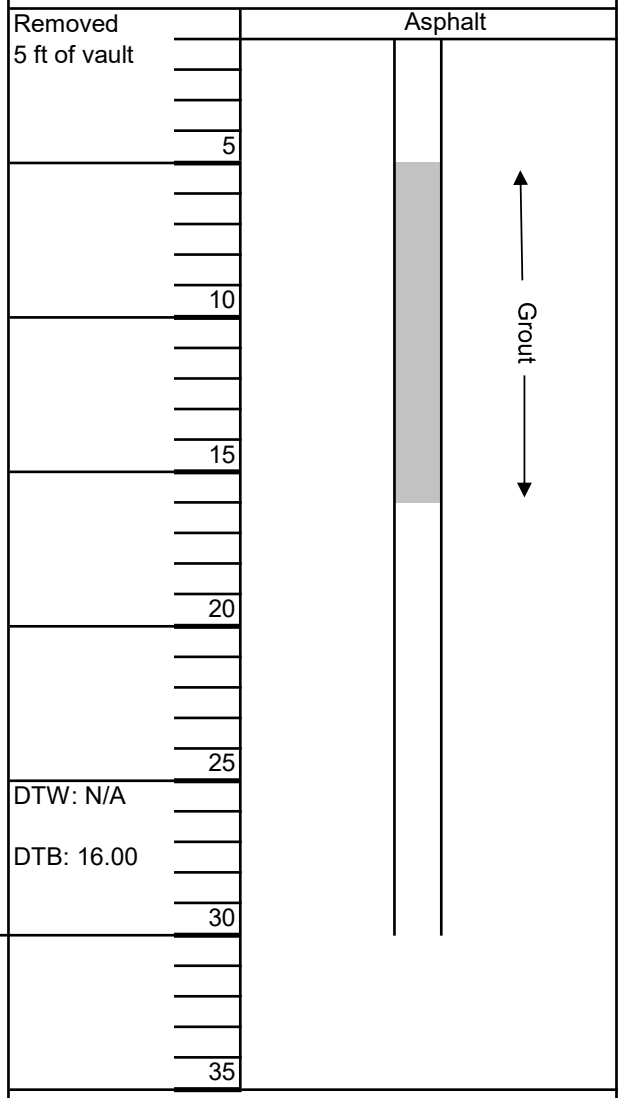

*Sketch in all relevant decommissioning data, including: interval overdrilled, interval grouted, casing left in hole, well stickup, etc.

Groundwater & Environmental Services, Inc.
Consultant Contractor

Department Representative

WELL DECOMMISSIONING RECORD

Site Name: Eversource Madison	Well I.D: RW-3
Site Location: 135 New Road, Madison, CT	Driller: Geosearch Environmental
Drilling Co.: Groundwater & Environmental Services, Inc. (GES)	Inspector: N/A
	6/13/2023

DECOMMISSIONING DATA
(Fill in all that apply)

OVERDRILLING	
Interval Drilled	NA
Drilling Method(s)	NA
Borehole Dia. (in.)	NA
Temporary Casing Installed? (y/n)	NA
Depth temporary casing installed	NA
Casing type/dia. (in.)	NA
Method of installing	NA
CASING PULLING	
Method employed	
Casing retrieved (feet)	
Casing type/dia. (in.)	6
CASING PERFORATING	
Equipment used	NA
Number of perforations/foot	NA
Size of perforations	NA
Interval perforated	NA
GROUTING	
Interval grouted (FBLS)	5.00 - 19.00'
# of batches prepared	1
For each batch record:	
Quantity of water used (gal.)	UNK
Quantity of cement used (lbs)	UNK
Cement Type	Portland II
Quantity of bentonite used (lbs)	NA
Quantity of calcium chloride used (lbs)	NA
Volume of grout prepared (gal.)	19
Volume of grout used (gal.)	19

Comments:
Recovery well was sealed with grout from the base of the well to approximately 5 fbg where the bottom of vault was situated. Each vault was removed once the grout was cured during the remedial excavation.

WELL SCHEMATIC*

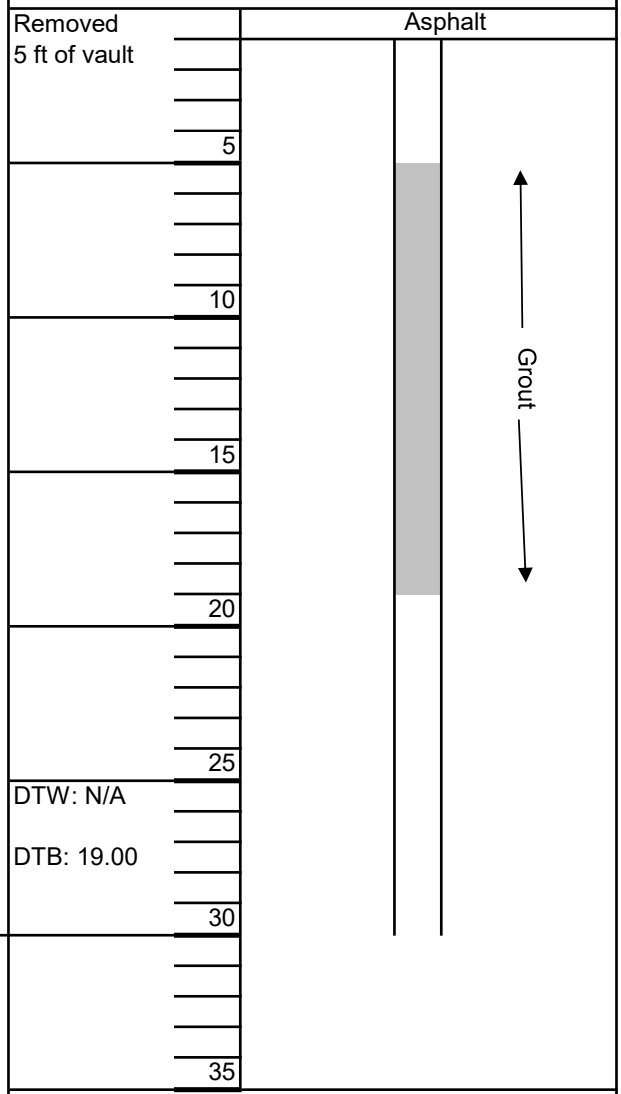

*Sketch in all relevant decommissioning data, including: interval overdrilled, interval grouted, casing left in hole, well stickup, etc.

Groundwater & Environmental Services, Inc.
Consultant Contractor

Department Representative

WELL DECOMMISSIONING RECORD

Site Name: Eversource Madison	Well I.D: RW-4
Site Location: 135 New Road, Madison, CT	Driller: Geosearch Environmental
Drilling Co.: Groundwater & Environmental Services, Inc. (GES)	Inspector: N/A
	6/13/2023

DECOMMISSIONING DATA
(Fill in all that apply)

OVERDRILLING	
Interval Drilled	NA
Drilling Method(s)	NA
Borehole Dia. (in.)	NA
Temporary Casing Installed? (y/n)	NA
Depth temporary casing installed	NA
Casing type/dia. (in.)	NA
Method of installing	NA
CASING PULLING	
Method employed	
Casing retrieved (feet)	
Casing type/dia. (in.)	6
CASING PERFORATING	
Equipment used	NA
Number of perforations/foot	NA
Size of perforations	NA
Interval perforated	NA
GROUTING	
Interval grouted (FBLS)	5.00 - 18.00'
# of batches prepared	1
For each batch record:	
Quantity of water used (gal.)	UNK
Quantity of cement used (lbs)	UNK
Cement Type	Portland II
Quantity of bentonite used (lbs)	NA
Quantity of calcium chloride used (lbs)	NA
Volume of grout prepared (gal.)	18
Volume of grout used (gal.)	18

Comments:
Recovery well was sealed with grout from the base of the well to approximately 5 fbg where the bottom of vault was situated. Each vault was removed once the grout was cured during the remedial excavation.

WELL SCHEMATIC*

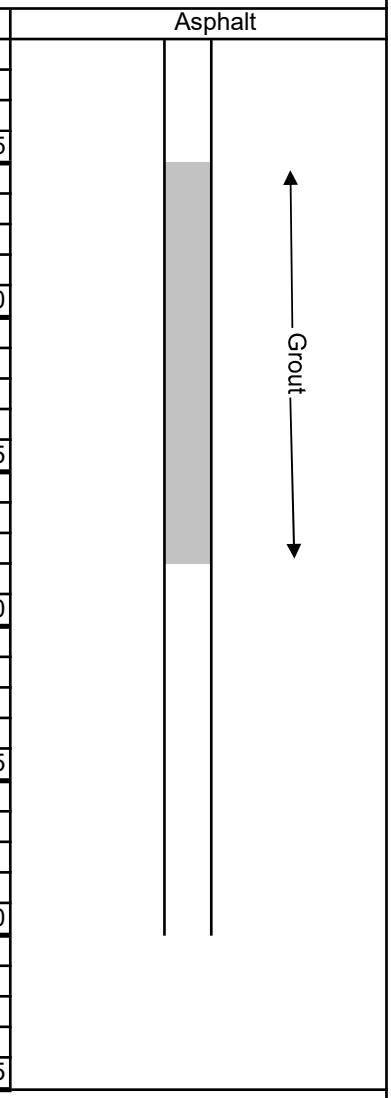

*Sketch in all relevant decommissioning data, including: interval overdrilled, interval grouted, casing left in hole, well stickup, etc.

Groundwater & Environmental Services, Inc.
Consultant Contractor

Department Representative

Appendix B – Hazardous Materials Assessment Report

Demolition Level/NESHAP Asbestos Survey, Limited Leaded Paint Screening, and Hazardous Material Assessment

Two Sheds at Eversource Madison Area Work Center
135 New Road
Madison, Connecticut 06443



NV5 Project #: 23-21655.00

Prepared for:

Groundwater & Environmental Services, Inc.
Ms. Hannah B. Pallein
425 Hayden Station Road, Suite E
Windsor, Connecticut 06095

June 22, 2023

June 22, 2023
NV5 Project #: 23-21655.00

Groundwater & Environmental Services, Inc.
Ms. Hannah B. Pallein
425 Hayden Station Road, Suite E
Windsor, Connecticut 06095

Re: **Demolition Level / NESHAP Asbestos Survey,**
Limited Leaded Paint Screening, and Hazardous Material Assessment
Two Sheds at Eversource Madison Area Work Center
135 New Road
Madison, Connecticut 06443

Dear Ms. Pallein,

A demolition level survey for asbestos-containing materials (ACMs), a limited leaded paint screening, and a hazardous material assessment were performed at the above-referenced facility on June 15, 2023, by Mr. Raymond Lavery. Mr. Lavery is a State of Connecticut certified asbestos consultant-inspector, working under the direction of a Certified Industrial Hygienist (CIH). Collected asbestos samples were forwarded to Air Quality Environmental, Inc. (AQE), an independent laboratory located in Seminole, Florida, for analysis by Polarized Light Microscopy (PLM). Collected paint samples were forwarded to EMSL Analytical, Inc (EMSL) an independent Laboratory located in Carle Place, New York, for analysis via flame atomic absorption spectrometry (AAS) in accordance with Method SW 846 3050B/7000B.

The facility consists of two, single-story sheds totaling approximately 110 square feet each. Observed and safely accessible suspect, asbestos-containing materials were sampled.

Asbestos Survey

None of the sampled materials were found to contain asbestos concentrations greater than one percent.

If any unsampled, suspect asbestos-containing materials are identified during the course of demolition activities at the facility, these materials should be assumed to contain asbestos until and unless sampling and analysis documents otherwise. Please see the attachments of this report for an EPA generated list of suspect materials.

Leaded Paint Screening

NV5 collected paint chip samples from six (6) painted surfaces from the two sheds. The results of the limited leaded paint screening did not report detectable lead concentrations greater than 0.5 percent by weight or 5,000 parts per million (ppm) by weight in any of the sampled painted surfaces.

Hazardous Material Assessment

The hazardous materials assessment documented fluorescent light bulbs, which may contain mercury, light ballasts, which may be PCB-containing, a large air compressor, which may contain freon), emergency lighting, an aboveground storage tank (AST), a large drum, water softener tanks, and miscellaneous electrical panels (which may contain hazardous materials).

No exit signs, mercury bulb thermostats or switchgears were observed at the time of the inspection.

If you should have any questions regarding this information, please do not hesitate to contact our office at (813) 571-9788.

Sincerely,
NV5, Inc.



Candice Wilkins Zammataro, CIH, CIEC, MRSA
Senior Industrial Hygiene Manager

TABLE OF CONTENTS

SECTION		PAGE
1.0	Summary of Results	4
2.0	Recommendations	6
3.0	Facility Description	7
4.0	Sampling Methodology	8
5.0	Analytical Methodology	9

Appendices

Analytical Laboratory Results
Chains of Custody
Licenses and Certifications
Excerpt from U.S.E.P.A. Document 20 T-2003, July 1990 - "Sample List of Suspect Asbestos-Containing Materials"

1.0 SUMMARY OF RESULTS

Asbestos Survey

*HSA	Sample Nos.	Sample Material - Location	PLM Analysis	Quantity ACM	**EPA CAT
1	1A – 1B	Grey Caulk – Exterior of Shed 2	NAD		
2	2A – 2B	Black, Asphalt Shingles and Associated Mastic – Roof of Shed 2	NAD		
3	3A – 3B	Black, Asphalt Shingles and Associated Mastic – Roof of Shed 1	NAD		
4	4A – 4B	Grey Grout – Shed 2	NAD		

TABLE LEGEND

*HSA: Homogeneous Sampling Area (like materials)

PLM Analysis: T = Tile M = MasticVFS = Vinyl Floor Sheeting
Chry = Chrysotile Asbestos
Amo = Amosite Asbestos
Crd = Crocidolite Asbestos
NAD = No Asbestos Detected

** EPA Category: F = Friable
NF-I = Non Friable - Category I
NF-II = Non Friable - Category II

Leaded Paint Screening

Location / Material	Color	Substrate	Condition	Lab Results (% wt)
Exterior Walls Throughout Shed 1	Yellow	Wood	Fair/Poor	<0.0080
Exterior Walls Throughout Shed 1	Yellow	Wood	Fair/Poor	<0.0080
Exterior Trim – Shed 1	Brown	Wood	Fair	<0.0080
Exterior Trim – Shed 1	Brown	Wood	Fair	<0.0080
Exterior Walls Throughout Shed 2	Grey	Wood	Fair/Poor	<0.015
Exterior Walls Throughout Shed 2	Grey	Wood	Fair/Poor	<0.0080

LBP is defined by the Environmental Protection Agency (EPA) as paint or other surface coating with lead content equal to or greater than 0.5 percent by weight or 5,000 parts per million (ppm) by weight by paint chip analysis. OSHA regulations also recognize a lead paint hazard where lead is detectable in lower concentrations.

The results of the lead screening did not report detectable lead concentrations greater than 0.5 percent by weight or 5,000 parts per million (ppm) by weight in any of the sampled painted surfaces. Furthermore, none of the collected samples yielded detectable concentrations of lead below the EPA/HUD standard.

Hazardous Material Assessment

Material	Location	Quantity
Fluorescent Light Bulbs	Sheds	2
Mercury Bulb Thermostats	None Observed	None Observed
Switchgears (mercury)	None Observed	None Observed
Ballasts	Sheds	2
Freon Containing Equipment (compressors, refrigeration units, etc.)	Shed 1	1
Emergency Lighting	Shed 1	2
Electrical Panels	Shed 2	2
Other	Sheds	(1) 500-gallon Tank (contents unknown) (1) 55-gallon Drum (contents unknown) (3) Water Softener Tanks

2.0 RECOMMENDATIONS

Asbestos Survey

NV5 has no recommendations regarding the sampled materials at the site, at this time.

If any unsampled, suspect asbestos-containing materials are identified during the course of renovation or demolition activities at the site, these materials should either be sampled to determine possible asbestos concentrations or should be removed by a licensed contractor prior to being subjected to activities, which may disturb them.

Leaded Paint Screening

The results of the limited lead screening did not report detectable lead concentrations greater than 0.5 percent by weight or 5,000 parts per million (ppm) by weight in any of the sampled painted surfaces. Furthermore, none of the samples collected documented detectable concentrations of lead below the EPA/HUD standard. **Therefore, NV5 has no recommendations regarding the materials at the site, at this time.**

The potential exists for additional suspect lead-containing materials to be exposed during demolition and/or renovation activities. Such materials should be sampled and analyzed for lead content prior to any renovation and/or demolition activities that could impact these materials.

Hazardous Material Assessment

The hazardous materials assessment documented fluorescent light bulbs, which may contain mercury, light ballasts, which may be PCB-containing, a large air compressor, which may contain freon), emergency lighting, an aboveground storage tank (AST), a large drum, water softener tanks, and miscellaneous electrical panels (which may contain hazardous materials). The identified materials should be removed and properly disposed prior to renovation/demolition activities.

No exit signs, mercury bulb thermostats or switchgears were observed at the time of the inspection.

3.0 FACILITY DESCRIPTION:

Current Use:	Remediation Sheds
Constructed:	1990 – 1991
Size:	Approximately 110 Square Feet each
Foundation:	Wood
Floors and Surfacing	Wood
Interior Walls Construction:	Wood Frame
Interior Walls Surfacing:	Plywood
Ceilings and Surfacing:	Foam Insulation
Exterior Walls Construction:	Plywood Siding
Exterior Walls Surfacing:	Plywood Siding
Roof:	Asphalt Shingles
HVAC:	None Observed

4.0 SAMPLING METHODOLOGY

Asbestos:

Bulk samples were collected by a method in which small amounts of materials are collected, placed into individual containers and sealed. A chain of custody is prepared, and the samples are forwarded to an independent, NVLAP accredited laboratory for analysis. Samples were collected by EPA and AHERA accredited building inspectors utilizing sterile procedures. Collected samples were placed into individual labeled polyethylene bags and sealed for transport to the laboratory. A chain of custody was prepared by the Inspector(s), and the samples were forwarded to an accredited laboratory for analysis (see below).

Sampling methods were implemented in an attempt to minimize asbestos fiber release during sampling. It was not within the scope of this survey to remove surface materials to observe portions of the structure or materials which lay beneath the surface. Any conditions or materials which were not visibly apparent on the surface were not surveyed. Unsampled suspect materials should be assumed to contain asbestos until documented otherwise.

Samples were collected in accordance with the following protocol: two samples were collected from each Homogeneous Sampling Area (HSA) of suspect EPA Category I and II non-friable material; at least three samples were collected from each Homogeneous Sampling Area (HSA) of suspect friable material; and surfacing materials and thermal systems insulation (TSI) were sampled in general accordance with the AHERA protocol. Materials were identified as suspect for asbestos content based upon the attached suspect materials list, generated by the United States Environmental Protection Agency.

The results, findings and conclusions expressed in this report are based only on the conditions which were observed during our survey of the accessible areas of the facility. This report makes no representation or assumptions as to past conditions or future occurrences. **If any unsampled, suspect asbestos-containing materials are identified during the course of renovation activities these materials should be assumed to contain asbestos until and unless sampling and analysis document otherwise.**

Materials visibly and completely identifiable as non-asbestos (metal, rubber, wood, etc.) were not sampled. The selection of sample locations and frequency is based upon the project scope of services, the observations of the inspector, and the assumption that like materials in the same areas are homogeneous. **The quantities and locations of ACM listed in this report are approximations only. This report is not intended as a bidding document or as a removal specification.**

Leaded Paint:

Paint chip samples were collected in general accordance with American Society for Testing and Materials (ASTM) *E 1729-05* sub-section *7.4.2*: Paint was scraped down to the substrate and collected for analysis. For brick or concrete substrates, NV5 included the minimum amount needed to completely remove the paint from its substrate. On wood substrates, scraping in the direction of the wood grain was conducted in order to minimize inclusion of the substrate in the collected sample. At least one sample of each homogeneous surface was collected. Only materials specifically part of building structural construction were sampled; items such as shelving were excluded.

5.0 ANALYTICAL METHODOLOGY

Asbestos:

Collected samples were forwarded to Air Quality Environmental, Inc. (AQE), of Seminole, Florida for analysis by polarized light microscopy (PLM), coupled with dispersion staining analysis method USEPA 600/R-93/116. According to the laboratory, submitted samples were analyzed by PLM techniques in accordance with U.S. EPA Method 40 CFR Part 763, sub-part F, Appendix A, incorporating visual estimates of identified material percentages.

AQE is an independent laboratory which is NVLAP accredited to perform PLM analyses (NVLAP - # 200759-0).

Leaded Paint:

Collected paint chip samples were forwarded to EMSL Analytical, Inc. (EMSL), of Carle Place, New York for analysis by flame atomic absorption spectrometry (AAS) in accordance with Method SW 846 3050B/7000B. EMSL is AIHA accredited (ELLAP #102344) to perform the requested analysis.

Air Quality Environmental, Inc.
Laboratory Services
9325 Seminole Boulevard, Seminole, Florida 33772 (727) 398-0900 FAX (727) 398-0996

Client Name:	NV5, Inc 12467 Telecom Drive Temple Terrace, Florida 33637	Project Name: Date Analyzed:	GES #23-21655 135 New Road, Madison, CT, 06443 June 16, 2023

Asbestos, Bulk Sample Analysis — Test Method: PLM / DS - EPA Method - 600/R-93/116 - EPA Appx E to Subpart E of Part 763

Lab #	Client #	Sample Type	Description	% Asbestos	% Other Fibers	% Binders
603492	1-1A	Caulking	grey	NAD		100% Binders
603493	1-1B	Caulking	grey	NAD		100% Binders
603494	2-2A	Shingles	black shingle	NAD	20% Glass Fibers	80% Bitumen and Binders
			black mastic	NAD		100% Bitumen and Binders
603495	2-2B	Shingles	black shingle	NAD	20% Glass Fibers	80% Bitumen and Binders
			black mastic	NAD		100% Bitumen and Binders
603496	3-3A	Shingles	black shingle	NAD	15% Cellulose	85% Bitumen and Binders
			black mastic	NAD		100% Bitumen and Binders
603497	3-3B	Shingles	black shingle	NAD	15% Cellulose	85% Bitumen and Binders
			black mastic	NAD		100% Bitumen and Binders
603498	4-4A	Grout	grey	NAD		100% Quartz and Binders
603499	4-4B	Grout	grey	NAD		100% Quartz and Binders

†These samples were analyzed by layers. Specific layer or component asbestos content is indicated when relevant. The EPA considers a material to be asbestos containing only if it contains more than 1% asbestos by Calibrated Visual Area Estimation (CVAE). EPA regulations also indicate that Regulated Asbestos Containing Materials which are friable or may become friable, be further analyzed by point counting when the results indicate less than 10% asbestos by CVAE. Air Quality Environmental utilizes CVAE on a routine basis and does not include point counting unless specifically requested. Additionally, these results may not be reproduced except in full. This report data is to be interpreted only by the person (s) whom have collected the samples. Furthermore, this report may not be used as a claim to product certification, approval or endorsement by NVLAP, NIST or any other agency of the Federal Government.
†Floor Tile and other resinously bound materials, when analyzed by EPA method, may yield false negative results because of limitations in separating closely bound fibers and in detecting fibers of small length and diameter. When a definitive result is required, AQE recommends utilizing alternative methods of identification, including Transmission Electron Microscopy.

Analyzed by:
Giancarlo Arambulo
Microscopist

Lab File Number: 66840

NVLAP Lab Code 200759-0

Date: 6/15/2023 Project Name: Two Sheds at Eversource Madison Area Work Center Project # 23-21655.00

Page 1 Of 1

PLM - CHAIN OF CUSTODY

Job No. 66840

NV5, INC.
12467 Telecom Drive
Temple Terrace, FL 33637
Email Results To: candice.zammataro@NV5.com
Phone: (813) 571-9788

Turnaround Time: Standard Next Day Same Day Immediate
Analysis: PLM/ Stop at First Positive

Client: GES
Property Address: 135 New Road **City:** Madison **State:** CT **Zip:** 06443
Collected By: Ray Lavery **Signature:**
Relinquished By: Ray Lavery **Signature:**

HSA	Sample Number	Sample Type	Sample Location Detailed Description, Dimensions, Color, Etc..	Approx. Quantity	Cond. G D SD	Disturb Pot. L M H	Friable Y/N	Comments
1	1A	Misc.	Grey Caulking, Exterior, Shed 2	5 LF	G	L	N	
1	1B							
2	2A	Misc	Shingles Shed 2	110 SF	D	L	N	
2	2B							
3	3A	Misc	Shingles Shed 1	110 SF	D	L	N	
3	3B							
4	4A	Misc	Grout, Shed 2	1 SF	G	L	N	
4	4B							

603492-603499

RECEIVED
JUN 16 2023
By: 12:48 pm

EMSL Analytical, Inc.
528 Mineola Avenue, Carle Place, NY 11514
Phone/Fax: (516) 997-7251 / (516) 997-7528
http://www.EMSL.com carleplacelab@emsl.com

EMSL Order:	062310063
CustomerID:	AIRQ22
CustomerPO:	
ProjectID:	

Attn: **Candice Zammataro**
NV5
12467 Telecom Drive
Temple Terrace, FL 33637

Phone:	(813) 571-9788
Fax:	(813) 571-9374
Received:	6/19/2023 09:35 AM
Collected:	6/16/2023

Project: **GES, Two Sheds at Eversource Madison, 135 New Road, Madison CT**

Test Report: Lead in Paint Chips by Flame AAS (SW 846 3050B/7000B)*

Client Sample Description	*Lab ID*	*Collected*	*Analyzed*	*Lead Concentration*
1	*062310063-0001*	6/16/2023	6/19/2023	<0.0080 % wt
	Site: Yellow Paint, Shed 1 Desc: Wood, Yellow			
2	*062310063-0002*	6/16/2023	6/19/2023	<0.0080 % wt
	Site: Yellow Paint, Shed 1 Desc: Wood, Yellow			
3	*062310063-0003*	6/16/2023	6/19/2023	<0.0080 % wt
	Site: Brown Trim Paint, Shed 1 Desc: Wood, Brown			
4	*062310063-0004*	6/16/2023	6/19/2023	<0.0080 % wt
	Site: Brown Trim Paint, Shed 1 Desc: Wood, Brown			
5	*062310063-0005*	6/16/2023	6/19/2023	<0.015 % wt
	Site: Gray Paint, Shed 2 Desc: Wood, Gray			
6	*062310063-0006*	6/16/2023	6/19/2023	<0.0080 % wt
	Site: Gray Paint, Shed 2 Desc: Wood, Gray			

James Han, Chemistry Laboratory Manager
or other approved signatory

EMSL maintains liability limited to cost of analysis. Interpretation and use of test results are the responsibility of the client. This report relates only to the samples reported above, and may not be reproduced, except in full, without written approval by EMSL. EMSL bears no responsibility for sample collection activities or analytical method limitations. The report reflects the samples as received. Results are generated from the field sampling data (sampling volumes and areas, locations, etc.) provided by the client on the Chain of Custody. Samples are within quality control criteria and met method specifications unless otherwise noted.
* Analysis following Lead in Paint by EMSL SOP/Determination of Environmental Lead by FLAA. Reporting limit is 0.008% wt based on the minimum sample weight per our SOP. "<" (less than) result signifies the analyte was not detected at or above the reporting limit. Measurement of uncertainty is available upon request. Definitions of modifications are available upon request.
Samples analyzed by EMSL Analytical, Inc. Carle Place, NY AIHA LAP, LLC-ELLAP Accredited #102344, CT PH-0249, NYS ELAP 11469, CA 2339

Initial report from 06/19/2023 13:26:40

062310063

Date: June 15, 2023

Project Name: Two Sheds at Eversource Madison

Project # 23-21655.01

Page 1 Of 1

OrderID: 062310063

NV5, INC.
12467 Telecom Drive
Temple Terrace, FL 33637
Email Results To: Candice.Zammataro@NV5.com

LEAD - CHAIN OF CUSTODY

FEDEX

Phone: (813) 571-9788

Turnaround Time: 72 Hours 48 Hours 24 Hours (6 Hours)

Analysis: Lead in Paint Chips

Client: GES

Property Address: 135 New Road **City:** Madison **State:** CT **Zip:** 06443

Collected By: Ray Lavery **Signature:**

Relinquished By: Ray Lavery **Signature:**

Sample Number	Sample Location and Description	Sample Size in Square Inch	Color	Approx. Quantity	Condition Good Fair Poor	Substrate Concrete Drywall Wood Metal Brick Plaster	Comments
1	Yellow Paint Shed 1	4	Yellow	340	F/P	Wood	
2	"					"	
3	Brown Trim Paint Shed 1	3	Brown	60 LF	F	"	
4	"					"	
5	Gray Paint Shed 2	4	Gray	340	F/P	"	
6	"					"	

6/19/23

received by: 6-19-23 9:35 AM

JUN 16 2023 9:48

RECEIVED
ENVIRONMENTAL ANALYTICAL INC.
CAMPBELL PLACE, NY
2023 JUN 19 A 9:35

Page 1 Of 1

The Connecticut Light and Power Company
d/b/a Eversource Energy
Docket No. 26-05-10
Date Issued September 29, 2026
RSR-032 Attachment 118
Page 48 of 1094

The Board for Global EHS Credentialing® (BGC®)

through its vested authority, hereby confirms that

Candice L.W. Zammataro

has met all requirements of education, experience, and examination set forth through the BGC's American Board of Industrial Hygiene® (ABIH®) credentialing division for initial certification in the Comprehensive Practice of Industrial Hygiene and is thereby conferred the credential of

Certified Industrial Hygienist® (CIH®)

The aforenamed individual is given all rights, privileges, and responsibilities as both a diplomate of the BGC and holder of the CIH credential, provided that the credential is not suspended or revoked, and it is renewed annually. Moreover, the holder must meet all recertification requirements, including the obligation to practice ethically as prescribed by the BGC.

Credential Number:	12608 CP
Award Date:	April 8, 2022
Expiration Date:	December 1, 2027

Thomas G. Grumbles, CIH, CPPS, FAIHA
Chair of the Board of Directors

Ulric K. Chung, MCS, PhD
Chief Executive Officer and Secretary

STATE OF CONNECTICUT
DEPARTMENT OF PUBLIC HEALTH

PURSUANT TO THE PROVISIONS OF THE GENERAL STATUTES OF CONNECTICUT
THE INDIVIDUAL NAMED BELOW IS CERTIFIED
BY THIS DEPARTMENT AS A
ASBESTOS CONSULTANT-INSPECTOR

RAYMOND G LAVERY

CERTIFICATE NO.
000761
CURRENT THROUGH
11/30/23
VALIDATION NO.
03-994756

SIGNATURE

COMMISSIONER

United States Department of Commerce
National Institute of Standards and Technology

NVLAP®

ilac-MRA

Certificate of Accreditation to ISO/IEC 17025:2017

NVLAP LAB CODE: 200759-0

Air Quality Environmental, Inc.

Seminole, FL

is accredited by the National Voluntary Laboratory Accreditation Program for specific services, listed on the Scope of Accreditation, for:

Asbestos Fiber Analysis

This laboratory is accredited in accordance with the recognized International Standard ISO/IEC 17025:2017. This accreditation demonstrates technical competence for a defined scope and the operation of a laboratory quality management system (refer to joint ISO-ILAC-IAF Communique dated January 2009).

2022-07-01 through 2023-06-30

Effective Dates

DEPARTMENT OF COMMERCE * UNITED STATES OF AMERICA

For the National Voluntary Laboratory Accreditation Program

SAMPLE LIST OF SUSPECT ASBESTOS-CONTAINING MATERIALS

* Cement Pipes
* Cement Wallboard
* Cement Siding
* Asphalt Floor Tile
* Vinyl Floor Tile
* Vinyl Sheet Flooring
* Flooring Backing
* Construction Mastics (floor tile, carpet, ceiling tile, etc.)
* Acoustical Plaster
* Decorative Plaster
* Textured Paints/Coatings
* Ceiling Tiles and Lay-in Panels
* Spray-Applied Insulation
* Blown-in Insulation
* Fireproofing Materials
* Taping Compounds (thermal)
* Packing Materials (for wall/floor penetrations)
* High Temperature Gaskets
* Laboratory Hoods/Table Tops
* Laboratory Gloves
* Fire Blankets
* Fire Curtains
* Elevator Equipment Panels
* Elevator Brake Shoes
* HVAC Duct Insulation
* Boiler Insulation
* Breeching Insulation
* Ductwork Flexible Fabric Connections
* Cooling Towers
* Pipe Insulation (corrugated air-cell, block, etc)
* Heating and Electrical Ducts
* Electrical Panel Partitions
* Electrical Cloth
* Electrical Wiring Insulation
* Chalkboards
* Roofing Shingles
* Roofing Felt
* Base Flashing
* Thermal Paper Products
* Fire Doors
* Caulking/ Putties
* Adhesives
* Wallboard
* Joint Compounds
* Vinyl Wall Coverings
* Spackling Compounds

Note: This list does not include every product/material that may contain asbestos. It is intended as a general guide to show which types of materials may contain asbestos.

Appendix C – Laboratory Analytical Reports

eurofins | Environment Testing

1 2 3 4 5 6 7 8 9 10 11 12 13 14 15 16

ANALYTICAL REPORT

PREPARED FOR

Attn: Michael DeGloria
Groundwater & Environmental Services Inc
100 Sebethe Drive
Unit A8
Cromwell, Connecticut 06416

Generated 6/29/2023 5:00:46 PM

JOB DESCRIPTION

Eversource Madison CT Area Work Center -

JOB NUMBER

620-12296-1

Eurofins New England
646 Camp Ave
North Kingstown RI 02852

See page two for job notes and contact information.

my EOL

Eurofins New England

Job Notes

This report may not be reproduced except in full, and with written approval from the laboratory. The results relate only to the samples tested. For questions please contact the Project Manager at the e-mail address or telephone number listed on this page.

The test results in this report relate only to the samples as received by the laboratory and will meet all requirements of the methodology, with any exceptions noted. This report shall not be reproduced except in full, without the express written approval of the laboratory. All questions should be directed to the Eurofins Environment Testing Northeast, LLC Project Manager.

Authorization



Generated
6/29/2023 5:00:46 PM

Authorized for release by
Agnes Huntley, Project Manager
Agnes.Huntley@et.eurofinsus.com
(401)372-3482

Table of Contents

Cover Page 1
Table of Contents 3
Definitions/Glossary 4
State Forms 5
RCP Checklist 5
Case Narrative 6
Detection Summary 7
Client Sample Results 8
Surrogate Summary 20
QC Sample Results 21
QC Association Summary 33
Lab Chronicle 35
Certification Summary 37
Method Summary 39
Sample Summary 40
Chain of Custody 41
Receipt Checklists 43

Definitions/Glossary

Client: Groundwater & Environmental Services Inc
Job ID: 620-12296-1
Project/Site: Eversource Madison CT Area Work Center -

Qualifiers

GC/MS VOA

Qualifier	Qualifier Description
*+	LCS and/or LCSD is outside acceptance limits, high biased.
J	Result is less than the RL but greater than or equal to the MDL and the concentration is an approximate value.

Glossary

Abbreviation	These commonly used abbreviations may or may not be present in this report.
¤	Listed under the "D" column to designate that the result is reported on a dry weight basis
%R	Percent Recovery
CFL	Contains Free Liquid
CFU	Colony Forming Unit
CNF	Contains No Free Liquid
DER	Duplicate Error Ratio (normalized absolute difference)
Dil Fac	Dilution Factor
DL	Detection Limit (DoD/DOE)
DL, RA, RE, IN	Indicates a Dilution, Re-analysis, Re-extraction, or additional Initial metals/anion analysis of the sample
DLC	Decision Level Concentration (Radiochemistry)
EDL	Estimated Detection Limit (Dioxin)
LOD	Limit of Detection (DoD/DOE)
LOQ	Limit of Quantitation (DoD/DOE)
MCL	EPA recommended "Maximum Contaminant Level"
MDA	Minimum Detectable Activity (Radiochemistry)
MDC	Minimum Detectable Concentration (Radiochemistry)
MDL	Method Detection Limit
ML	Minimum Level (Dioxin)
MPN	Most Probable Number
MQL	Method Quantitation Limit
NC	Not Calculated
ND	Not Detected at the reporting limit (or MDL or EDL if shown)
NEG	Negative / Absent
POS	Positive / Present
PQL	Practical Quantitation Limit
PRES	Presumptive
QC	Quality Control
RER	Relative Error Ratio (Radiochemistry)
RL	Reporting Limit or Requested Limit (Radiochemistry)
RPD	Relative Percent Difference, a measure of the relative difference between two points
TEF	Toxicity Equivalent Factor (Dioxin)
TEQ	Toxicity Equivalent Quotient (Dioxin)
TNTC	Too Numerous To Count

REASONABLE CONFIDENCE PROTOCOL
LABORATORY ANALYSIS QA/QC CERTIFICATION FORM

Laboratory Name: Eurofins New England

Client: Groundwater & Environmental Services Inc

Project Location: Eversource Madison CT Area Work Center -

Project Number: 620-12296-1

Laboratory Sample ID(s): 620-12296-1 through 620-12296-6

Sampling Date(s): 06/21/2023

List RCP Methods Used: 8260C

1	For each analytical method referenced in this laboratory report package, were all specified QA/QC performance criteria followed, including the requirement to explain any criteria falling outside of acceptable guidelines, as specified in the CTDEP method-specific Resonable Confidence Protocol documents?	☑Yes ☐No
1A	Were the method specified handling, preservation, and holding time requirements met?	☑Yes ☐No ☐ See case narrative
1B	*VPH and EPH Methods only:* Was the VPH or EPH method conducted without significant modifications (see Section 11.3 of respective RCP methods)	☐Yes ☐No ☑N/A
2	Were all samples received by the laboratory in a condition consistent with that described on the associated chain-of-custody documents(s)?	☑Yes ☐No ☐ See case narrative
3	Were samples received at an appropriate temperature (<6° C)?	☑Yes ☐No ☐N/A
4	Were all QA/QC performance criteria specified in the CTDEP Reasonable Confidence Protocol documents achieved?	☐Yes ☑No
5	a) Were reporting limits specified or referenced on the chain-of-custody? b) Were these reporting limits met?	☑Yes ☐No ☐ See case narrative ☑Yes ☐No ☐N/A ☐ See case narrative
6	For each analytical method referenced in this laboratory report package, were results reported for all constituents identified in the method-specific analyte lists presented in the Reasonable Confidence Protocol documents?	☑Yes ☐No
7	Are project-specific matrix spike and/or laboratory duplicates included in this data set?	☐Yes ☑No

Notes: For all questions to which the response was "No" (with the exception of question #7), additional information must be provided in an attached narrative. If the answer to question #1, #1A, or #1B is "No", the data package does not meet requirements for "Reasonable Confidence." This form may not be altered and all questions must be answered.

I, the undersigned, attest under the pains and penalties of perjury that, to the best of my knowledge and belief and based upon my personal inquiry of those responsible for providing the information contained in this analytical report, such information is accurate and complete.

Authorized Signature: Agnes R Huntley Position: Project Manager

Printed Name: Agnes Huntley Date: 06/29/2023

Name of Laboratory: Eurofins New England

This certification form is to be used for RCP methods only.

CTDEP RCP Laboratory Analysis QA/QC Certification Form - November 2007
Laboratory Quality Assurance and Quality Control Guidance Reasonable Confidence Protocols

Case Narrative

Client: Groundwater & Environmental Services Inc
Job ID: 620-12296-1
Project/Site: Eversource Madison CT Area Work Center -

Job ID: 620-12296-1

Laboratory: Eurofins New England

Narrative

Job Narrative
620-12296-1

Receipt
The samples were received on 6/21/2023 3:34 PM. Unless otherwise noted below, the samples arrived in good condition, and where required, properly preserved and on ice. The temperature of the cooler at receipt was 5.2º C.

GC/MS VOA
Method 8260: The laboratory control sample (LCS) and the laboratory control sample duplicate (LCSD) for batch 620-24163 recovered outside control limits but within 40-160% for the following analyte: Acetone. RCP protocol allows for 10% of the target compounds to be outside of the limits provided the recoveries are 40-160%. The associated samples are: (LCS 620-24112/1-A) and (LCSD 620-24112/2-A).

No additional analytical or quality issues were noted, other than those described above or in the Definitions/Glossary page.

General Chemistry
No analytical or quality issues were noted, other than those described in the Definitions/Glossary page.

Detection Summary

Client: Groundwater & Environmental Services Inc
Job ID: 620-12296-1
Project/Site: Eversource Madison CT Area Work Center -

Client Sample ID: R-1 **Lab Sample ID: 620-12296-1**

No Detections.

Client Sample ID: R-2 **Lab Sample ID: 620-12296-2**

No Detections.

Client Sample ID: R-3 **Lab Sample ID: 620-12296-3**

No Detections.

Client Sample ID: R-4 **Lab Sample ID: 620-12296-4**

No Detections.

Client Sample ID: R-5 **Lab Sample ID: 620-12296-5**

No Detections.

Client Sample ID: R-6 **Lab Sample ID: 620-12296-6**

No Detections.

This Detection Summary does not include radiochemical test results.

Client Sample Results

Client: Groundwater & Environmental Services Inc
Job ID: 620-12296-1
Project/Site: Eversource Madison CT Area Work Center -

Client Sample ID: R-1
Lab Sample ID: 620-12296-1
Date Collected: 06/21/23 10:00
Matrix: Solid
Date Received: 06/21/23 15:34
Percent Solids: 94.0

Method: SW846 8260C - Volatile Organic Compounds (GC/MS)

Analyte	Result	Qualifier	RL		Unit	D	Prepared	Analyzed	Dil Fac
1,1,2-Trichlorotrifluoroethane (Freon 113)	ND		0.00460		mg/Kg	☼	06/26/23 17:20	06/27/23 00:41	1
Acetone	ND		0.0460		mg/Kg	☼	06/26/23 17:20	06/27/23 00:41	1
Acrylonitrile	ND		0.00460		mg/Kg	☼	06/26/23 17:20	06/27/23 00:41	1
Benzene	ND		0.00460		mg/Kg	☼	06/26/23 17:20	06/27/23 00:41	1
Bromobenzene	ND		0.00460		mg/Kg	☼	06/26/23 17:20	06/27/23 00:41	1
Bromochloromethane	ND		0.00460		mg/Kg	☼	06/26/23 17:20	06/27/23 00:41	1
Bromodichloromethane	ND		0.00460		mg/Kg	☼	06/26/23 17:20	06/27/23 00:41	1
Bromoform	ND		0.00460		mg/Kg	☼	06/26/23 17:20	06/27/23 00:41	1
Bromomethane	ND		0.00920		mg/Kg	☼	06/26/23 17:20	06/27/23 00:41	1
2-Butanone (MEK)	ND		0.00920		mg/Kg	☼	06/26/23 17:20	06/27/23 00:41	1
2-Chlorotoluene	ND		0.00460		mg/Kg	☼	06/26/23 17:20	06/27/23 00:41	1
n-Butylbenzene	ND		0.00920		mg/Kg	☼	06/26/23 17:20	06/27/23 00:41	1
sec-Butylbenzene	ND		0.00460		mg/Kg	☼	06/26/23 17:20	06/27/23 00:41	1
tert-Butylbenzene	ND		0.00460		mg/Kg	☼	06/26/23 17:20	06/27/23 00:41	1
Carbon disulfide	ND		0.00920		mg/Kg	☼	06/26/23 17:20	06/27/23 00:41	1
Carbon tetrachloride	ND		0.00460		mg/Kg	☼	06/26/23 17:20	06/27/23 00:41	1
Chlorobenzene	ND		0.00460		mg/Kg	☼	06/26/23 17:20	06/27/23 00:41	1
Chloroethane	ND		0.00920		mg/Kg	☼	06/26/23 17:20	06/27/23 00:41	1
Chloroform	ND		0.00460		mg/Kg	☼	06/26/23 17:20	06/27/23 00:41	1
Chloromethane	ND		0.00920		mg/Kg	☼	06/26/23 17:20	06/27/23 00:41	1
4-Chlorotoluene	ND		0.00460		mg/Kg	☼	06/26/23 17:20	06/27/23 00:41	1
1,2-Dibromo-3-Chloropropane	ND		0.00920		mg/Kg	☼	06/26/23 17:20	06/27/23 00:41	1
Dibromochloromethane	ND		0.00460		mg/Kg	☼	06/26/23 17:20	06/27/23 00:41	1
1,2-Dibromoethane (EDB)	ND		0.00460		mg/Kg	☼	06/26/23 17:20	06/27/23 00:41	1
Dibromomethane	ND		0.00460		mg/Kg	☼	06/26/23 17:20	06/27/23 00:41	1
1,2-Dichlorobenzene	ND		0.00460		mg/Kg	☼	06/26/23 17:20	06/27/23 00:41	1
1,3-Dichlorobenzene	ND		0.00460		mg/Kg	☼	06/26/23 17:20	06/27/23 00:41	1
1,4-Dichlorobenzene	ND		0.00460		mg/Kg	☼	06/26/23 17:20	06/27/23 00:41	1
Dichlorodifluoromethane (Freon 12)	ND		0.00920		mg/Kg	☼	06/26/23 17:20	06/27/23 00:41	1
1,1-Dichloroethane	ND		0.00460		mg/Kg	☼	06/26/23 17:20	06/27/23 00:41	1
1,2-Dichloroethane	ND		0.00460		mg/Kg	☼	06/26/23 17:20	06/27/23 00:41	1
1,1-Dichloroethene	ND		0.00460		mg/Kg	☼	06/26/23 17:20	06/27/23 00:41	1
cis-1,2-Dichloroethene	ND		0.00460		mg/Kg	☼	06/26/23 17:20	06/27/23 00:41	1
trans-1,2-Dichloroethene	ND		0.00460		mg/Kg	☼	06/26/23 17:20	06/27/23 00:41	1
1,2-Dichloropropane	ND		0.00460		mg/Kg	☼	06/26/23 17:20	06/27/23 00:41	1
1,3-Dichloropropane	ND		0.00460		mg/Kg	☼	06/26/23 17:20	06/27/23 00:41	1
2,2-Dichloropropane	ND		0.00460		mg/Kg	☼	06/26/23 17:20	06/27/23 00:41	1
1,1-Dichloropropene	ND		0.00460		mg/Kg	☼	06/26/23 17:20	06/27/23 00:41	1
cis-1,3-Dichloropropene	ND		0.00460		mg/Kg	☼	06/26/23 17:20	06/27/23 00:41	1
trans-1,3-Dichloropropene	ND		0.00460		mg/Kg	☼	06/26/23 17:20	06/27/23 00:41	1
Ethylbenzene	ND		0.00460		mg/Kg	☼	06/26/23 17:20	06/27/23 00:41	1
Hexachlorobutadiene	ND		0.00920		mg/Kg	☼	06/26/23 17:20	06/27/23 00:41	1
2-Hexanone (MBK)	ND		0.00920		mg/Kg	☼	06/26/23 17:20	06/27/23 00:41	1
Isopropylbenzene	ND		0.00460		mg/Kg	☼	06/26/23 17:20	06/27/23 00:41	1
4-Isopropyltoluene	ND		0.00460		mg/Kg	☼	06/26/23 17:20	06/27/23 00:41	1
Methyl tert-butyl ether	ND		0.00460		mg/Kg	☼	06/26/23 17:20	06/27/23 00:41	1
4-Methyl-2-pentanone (MIBK)	ND		0.00920		mg/Kg	☼	06/26/23 17:20	06/27/23 00:41	1
Methylene Chloride	ND		0.00920		mg/Kg	☼	06/26/23 17:20	06/27/23 00:41	1
Naphthalene	ND		0.00460		mg/Kg	☼	06/26/23 17:20	06/27/23 00:41	1

Client Sample Results

Client: Groundwater & Environmental Services Inc
Job ID: 620-12296-1
Project/Site: Eversource Madison CT Area Work Center -

Client Sample ID: R-1
Lab Sample ID: 620-12296-1
Date Collected: 06/21/23 10:00
Matrix: Solid
Date Received: 06/21/23 15:34
Percent Solids: 94.0

Method: SW846 8260C - Volatile Organic Compounds (GC/MS) (Continued)

Analyte	Result	Qualifier	RL		Unit	D	Prepared	Analyzed	Dil Fac
N-Propylbenzene	ND		0.00460		mg/Kg	☼	06/26/23 17:20	06/27/23 00:41	1
Styrene	ND		0.00460		mg/Kg	☼	06/26/23 17:20	06/27/23 00:41	1
1,1,1,2-Tetrachloroethane	ND		0.00460		mg/Kg	☼	06/26/23 17:20	06/27/23 00:41	1
1,1,2,2-Tetrachloroethane	ND		0.00460		mg/Kg	☼	06/26/23 17:20	06/27/23 00:41	1
Tetrachloroethene	ND		0.00460		mg/Kg	☼	06/26/23 17:20	06/27/23 00:41	1
Toluene	ND		0.00460		mg/Kg	☼	06/26/23 17:20	06/27/23 00:41	1
1,2,3-Trichlorobenzene	ND		0.00460		mg/Kg	☼	06/26/23 17:20	06/27/23 00:41	1
1,2,4-Trichlorobenzene	ND		0.00460		mg/Kg	☼	06/26/23 17:20	06/27/23 00:41	1
1,3,5-Trichlorobenzene	ND		0.00460		mg/Kg	☼	06/26/23 17:20	06/27/23 00:41	1
1,1,1-Trichloroethane	ND		0.00460		mg/Kg	☼	06/26/23 17:20	06/27/23 00:41	1
1,1,2-Trichloroethane	ND		0.00460		mg/Kg	☼	06/26/23 17:20	06/27/23 00:41	1
Trichloroethene	ND		0.00460		mg/Kg	☼	06/26/23 17:20	06/27/23 00:41	1
Trichlorofluoromethane (Freon 11)	ND		0.00460		mg/Kg	☼	06/26/23 17:20	06/27/23 00:41	1
1,2,3-Trichloropropane	ND		0.00460		mg/Kg	☼	06/26/23 17:20	06/27/23 00:41	1
1,2,4-Trimethylbenzene	ND		0.00460		mg/Kg	☼	06/26/23 17:20	06/27/23 00:41	1
1,3,5-Trimethylbenzene	ND		0.00460		mg/Kg	☼	06/26/23 17:20	06/27/23 00:41	1
Vinyl chloride	ND		0.00460		mg/Kg	☼	06/26/23 17:20	06/27/23 00:41	1
m,p-Xylene	ND		0.00460		mg/Kg	☼	06/26/23 17:20	06/27/23 00:41	1
o-Xylene	ND		0.00460		mg/Kg	☼	06/26/23 17:20	06/27/23 00:41	1
Tetrahydrofuran	ND		0.00920		mg/Kg	☼	06/26/23 17:20	06/27/23 00:41	1
Ethyl ether	ND		0.00460		mg/Kg	☼	06/26/23 17:20	06/27/23 00:41	1
Tert-amyl methyl ether	ND		0.00460		mg/Kg	☼	06/26/23 17:20	06/27/23 00:41	1
Ethyl tert-butyl ether	ND		0.00460		mg/Kg	☼	06/26/23 17:20	06/27/23 00:41	1
di-Isopropyl ether	ND		0.00460		mg/Kg	☼	06/26/23 17:20	06/27/23 00:41	1
tert-Butanol	ND		0.0920		mg/Kg	☼	06/26/23 17:20	06/27/23 00:41	1
1,4-Dioxane	ND		0.0920		mg/Kg	☼	06/26/23 17:20	06/27/23 00:41	1
trans-1,4-Dichloro-2-butene	ND		0.0230		mg/Kg	☼	06/26/23 17:20	06/27/23 00:41	1
Ethanol	ND		0.920		mg/Kg	☼	06/26/23 17:20	06/27/23 00:41	1
1,3-Dichloropropene, Total	ND		0.00460		mg/Kg	☼	06/26/23 17:20	06/27/23 00:41	1
Xylenes, Total	ND		0.0138		mg/Kg	☼	06/26/23 17:20	06/27/23 00:41	1

Surrogate	*%Recovery*	*Qualifier*	*Limits*	*Prepared*	*Analyzed*	*Dil Fac*
4-Bromofluorobenzene (Surr)	*99*		*70 - 130*	*06/26/23 17:20*	*06/27/23 00:41*	*1*
Toluene-d8 (Surr)	*98*		*70 - 130*	*06/26/23 17:20*	*06/27/23 00:41*	*1*
1,2-Dichloroethane-d4 (Surr)	*104*		*70 - 130*	*06/26/23 17:20*	*06/27/23 00:41*	*1*
Dibromofluoromethane (Surr)	*94*		*70 - 130*	*06/26/23 17:20*	*06/27/23 00:41*	*1*

General Chemistry

Analyte	Result	Qualifier	RL		Unit	D	Prepared	Analyzed	Dil Fac
Percent Moisture (EPA Moisture)	**6.0**		0.1		%			06/23/23 15:21	1
Percent Solids (EPA Moisture)	**94.0**		0.1		%			06/23/23 15:21	1

Client Sample Results

Client: Groundwater & Environmental Services Inc
Job ID: 620-12296-1
Project/Site: Eversource Madison CT Area Work Center -

Client Sample ID: R-2
Lab Sample ID: 620-12296-2
Date Collected: 06/21/23 10:20
Matrix: Solid
Date Received: 06/21/23 15:34
Percent Solids: 92.6

Method: SW846 8260C - Volatile Organic Compounds (GC/MS)

Analyte	Result	Qualifier	RL		Unit	D	Prepared	Analyzed	Dil Fac
1,1,2-Trichlorotrifluoroethane (Freon 113)	ND		0.00330		mg/Kg	☼	06/27/23 15:58	06/28/23 20:26	1
Acetone	ND	*+	0.0330		mg/Kg	☼	06/27/23 15:58	06/28/23 20:26	1
Acrylonitrile	ND		0.00330		mg/Kg	☼	06/27/23 15:58	06/28/23 20:26	1
Benzene	ND		0.00330		mg/Kg	☼	06/27/23 15:58	06/28/23 20:26	1
Bromobenzene	ND		0.00330		mg/Kg	☼	06/27/23 15:58	06/28/23 20:26	1
Bromochloromethane	ND		0.00330		mg/Kg	☼	06/27/23 15:58	06/28/23 20:26	1
Bromodichloromethane	ND		0.00330		mg/Kg	☼	06/27/23 15:58	06/28/23 20:26	1
Bromoform	ND		0.00330		mg/Kg	☼	06/27/23 15:58	06/28/23 20:26	1
Bromomethane	ND		0.00660		mg/Kg	☼	06/27/23 15:58	06/28/23 20:26	1
2-Butanone (MEK)	ND		0.00660		mg/Kg	☼	06/27/23 15:58	06/28/23 20:26	1
2-Chlorotoluene	ND		0.00330		mg/Kg	☼	06/27/23 15:58	06/28/23 20:26	1
n-Butylbenzene	ND		0.00660		mg/Kg	☼	06/27/23 15:58	06/28/23 20:26	1
sec-Butylbenzene	ND		0.00330		mg/Kg	☼	06/27/23 15:58	06/28/23 20:26	1
tert-Butylbenzene	ND		0.00330		mg/Kg	☼	06/27/23 15:58	06/28/23 20:26	1
Carbon disulfide	ND		0.00660		mg/Kg	☼	06/27/23 15:58	06/28/23 20:26	1
Carbon tetrachloride	ND		0.00330		mg/Kg	☼	06/27/23 15:58	06/28/23 20:26	1
Chlorobenzene	ND		0.00330		mg/Kg	☼	06/27/23 15:58	06/28/23 20:26	1
Chloroethane	ND		0.00660		mg/Kg	☼	06/27/23 15:58	06/28/23 20:26	1
Chloroform	ND		0.00330		mg/Kg	☼	06/27/23 15:58	06/28/23 20:26	1
Chloromethane	ND		0.00660		mg/Kg	☼	06/27/23 15:58	06/28/23 20:26	1
4-Chlorotoluene	ND		0.00330		mg/Kg	☼	06/27/23 15:58	06/28/23 20:26	1
1,2-Dibromo-3-Chloropropane	ND		0.00660		mg/Kg	☼	06/27/23 15:58	06/28/23 20:26	1
Dibromochloromethane	ND		0.00330		mg/Kg	☼	06/27/23 15:58	06/28/23 20:26	1
1,2-Dibromoethane (EDB)	ND		0.00330		mg/Kg	☼	06/27/23 15:58	06/28/23 20:26	1
Dibromomethane	ND		0.00330		mg/Kg	☼	06/27/23 15:58	06/28/23 20:26	1
1,2-Dichlorobenzene	ND		0.00330		mg/Kg	☼	06/27/23 15:58	06/28/23 20:26	1
1,3-Dichlorobenzene	ND		0.00330		mg/Kg	☼	06/27/23 15:58	06/28/23 20:26	1
1,4-Dichlorobenzene	ND		0.00330		mg/Kg	☼	06/27/23 15:58	06/28/23 20:26	1
Dichlorodifluoromethane (Freon 12)	ND		0.00660		mg/Kg	☼	06/27/23 15:58	06/28/23 20:26	1
1,1-Dichloroethane	ND		0.00330		mg/Kg	☼	06/27/23 15:58	06/28/23 20:26	1
1,2-Dichloroethane	ND		0.00330		mg/Kg	☼	06/27/23 15:58	06/28/23 20:26	1
1,1-Dichloroethene	ND		0.00330		mg/Kg	☼	06/27/23 15:58	06/28/23 20:26	1
cis-1,2-Dichloroethene	ND		0.00330		mg/Kg	☼	06/27/23 15:58	06/28/23 20:26	1
trans-1,2-Dichloroethene	ND		0.00330		mg/Kg	☼	06/27/23 15:58	06/28/23 20:26	1
1,2-Dichloropropane	ND		0.00330		mg/Kg	☼	06/27/23 15:58	06/28/23 20:26	1
1,3-Dichloropropane	ND		0.00330		mg/Kg	☼	06/27/23 15:58	06/28/23 20:26	1
2,2-Dichloropropane	ND		0.00330		mg/Kg	☼	06/27/23 15:58	06/28/23 20:26	1
1,1-Dichloropropene	ND		0.00330		mg/Kg	☼	06/27/23 15:58	06/28/23 20:26	1
cis-1,3-Dichloropropene	ND		0.00330		mg/Kg	☼	06/27/23 15:58	06/28/23 20:26	1
trans-1,3-Dichloropropene	ND		0.00330		mg/Kg	☼	06/27/23 15:58	06/28/23 20:26	1
Ethylbenzene	ND		0.00330		mg/Kg	☼	06/27/23 15:58	06/28/23 20:26	1
Hexachlorobutadiene	ND		0.00660		mg/Kg	☼	06/27/23 15:58	06/28/23 20:26	1
2-Hexanone (MBK)	ND		0.00660		mg/Kg	☼	06/27/23 15:58	06/28/23 20:26	1
Isopropylbenzene	ND		0.00330		mg/Kg	☼	06/27/23 15:58	06/28/23 20:26	1
4-Isopropyltoluene	ND		0.00330		mg/Kg	☼	06/27/23 15:58	06/28/23 20:26	1
Methyl tert-butyl ether	ND		0.00330		mg/Kg	☼	06/27/23 15:58	06/28/23 20:26	1
4-Methyl-2-pentanone (MIBK)	ND		0.00660		mg/Kg	☼	06/27/23 15:58	06/28/23 20:26	1
Methylene Chloride	ND		0.00660		mg/Kg	☼	06/27/23 15:58	06/28/23 20:26	1
Naphthalene	ND		0.00330		mg/Kg	☼	06/27/23 15:58	06/28/23 20:26	1

Client Sample Results

Client: Groundwater & Environmental Services Inc
Job ID: 620-12296-1
Project/Site: Eversource Madison CT Area Work Center -

Client Sample ID: R-2
Lab Sample ID: 620-12296-2
Date Collected: 06/21/23 10:20
Matrix: Solid
Date Received: 06/21/23 15:34
Percent Solids: 92.6

Method: SW846 8260C - Volatile Organic Compounds (GC/MS) (Continued)

Analyte	Result	Qualifier	RL		Unit	D	Prepared	Analyzed	Dil Fac
N-Propylbenzene	ND		0.00330		mg/Kg	☼	06/27/23 15:58	06/28/23 20:26	1
Styrene	ND		0.00330		mg/Kg	☼	06/27/23 15:58	06/28/23 20:26	1
1,1,1,2-Tetrachloroethane	ND		0.00330		mg/Kg	☼	06/27/23 15:58	06/28/23 20:26	1
1,1,2,2-Tetrachloroethane	ND		0.00330		mg/Kg	☼	06/27/23 15:58	06/28/23 20:26	1
Tetrachloroethene	ND		0.00330		mg/Kg	☼	06/27/23 15:58	06/28/23 20:26	1
Toluene	ND		0.00330		mg/Kg	☼	06/27/23 15:58	06/28/23 20:26	1
1,2,3-Trichlorobenzene	ND		0.00330		mg/Kg	☼	06/27/23 15:58	06/28/23 20:26	1
1,2,4-Trichlorobenzene	ND		0.00330		mg/Kg	☼	06/27/23 15:58	06/28/23 20:26	1
1,3,5-Trichlorobenzene	ND		0.00330		mg/Kg	☼	06/27/23 15:58	06/28/23 20:26	1
1,1,1-Trichloroethane	ND		0.00330		mg/Kg	☼	06/27/23 15:58	06/28/23 20:26	1
1,1,2-Trichloroethane	ND		0.00330		mg/Kg	☼	06/27/23 15:58	06/28/23 20:26	1
Trichloroethene	ND		0.00330		mg/Kg	☼	06/27/23 15:58	06/28/23 20:26	1
Trichlorofluoromethane (Freon 11)	ND		0.00330		mg/Kg	☼	06/27/23 15:58	06/28/23 20:26	1
1,2,3-Trichloropropane	ND		0.00330		mg/Kg	☼	06/27/23 15:58	06/28/23 20:26	1
1,2,4-Trimethylbenzene	ND		0.00330		mg/Kg	☼	06/27/23 15:58	06/28/23 20:26	1
1,3,5-Trimethylbenzene	ND		0.00330		mg/Kg	☼	06/27/23 15:58	06/28/23 20:26	1
Vinyl chloride	ND		0.00330		mg/Kg	☼	06/27/23 15:58	06/28/23 20:26	1
m,p-Xylene	ND		0.00330		mg/Kg	☼	06/27/23 15:58	06/28/23 20:26	1
o-Xylene	ND		0.00330		mg/Kg	☼	06/27/23 15:58	06/28/23 20:26	1
Tetrahydrofuran	ND		0.00660		mg/Kg	☼	06/27/23 15:58	06/28/23 20:26	1
Ethyl ether	ND		0.00330		mg/Kg	☼	06/27/23 15:58	06/28/23 20:26	1
Tert-amyl methyl ether	ND		0.00330		mg/Kg	☼	06/27/23 15:58	06/28/23 20:26	1
Ethyl tert-butyl ether	ND		0.00330		mg/Kg	☼	06/27/23 15:58	06/28/23 20:26	1
di-Isopropyl ether	ND		0.00330		mg/Kg	☼	06/27/23 15:58	06/28/23 20:26	1
tert-Butanol	ND		0.0660		mg/Kg	☼	06/27/23 15:58	06/28/23 20:26	1
1,4-Dioxane	ND		0.0660		mg/Kg	☼	06/27/23 15:58	06/28/23 20:26	1
trans-1,4-Dichloro-2-butene	ND		0.0165		mg/Kg	☼	06/27/23 15:58	06/28/23 20:26	1
Ethanol	ND		0.660		mg/Kg	☼	06/27/23 15:58	06/28/23 20:26	1
1,3-Dichloropropene, Total	ND		0.00330		mg/Kg	☼	06/27/23 15:58	06/28/23 20:26	1
Xylenes, Total	ND		0.00990		mg/Kg	☼	06/27/23 15:58	06/28/23 20:26	1

Surrogate	*%Recovery*	*Qualifier*	*Limits*	*Prepared*	*Analyzed*	*Dil Fac*
4-Bromofluorobenzene (Surr)	*99*		*70 - 130*	*06/27/23 15:58*	*06/28/23 20:26*	*1*
Toluene-d8 (Surr)	*98*		*70 - 130*	*06/27/23 15:58*	*06/28/23 20:26*	*1*
1,2-Dichloroethane-d4 (Surr)	*101*		*70 - 130*	*06/27/23 15:58*	*06/28/23 20:26*	*1*
Dibromofluoromethane (Surr)	*98*		*70 - 130*	*06/27/23 15:58*	*06/28/23 20:26*	*1*

General Chemistry

Analyte	Result	Qualifier	RL		Unit	D	Prepared	Analyzed	Dil Fac
Percent Moisture (EPA Moisture)	**7.4**		0.1		%			06/23/23 15:21	1
Percent Solids (EPA Moisture)	**92.6**		0.1		%			06/23/23 15:21	1

Client Sample Results

Client: Groundwater & Environmental Services Inc
Job ID: 620-12296-1
Project/Site: Eversource Madison CT Area Work Center -

Client Sample ID: R-3
Lab Sample ID: 620-12296-3
Date Collected: 06/21/23 11:10
Matrix: Solid
Date Received: 06/21/23 15:34
Percent Solids: 89.6

Method: SW846 8260C - Volatile Organic Compounds (GC/MS)

Analyte	Result	Qualifier	RL		Unit	D	Prepared	Analyzed	Dil Fac
1,1,2-Trichlorotrifluoroethane (Freon 113)	ND		0.00349		mg/Kg	☼	06/26/23 17:20	06/27/23 01:32	1
Acetone	ND		0.0349		mg/Kg	☼	06/26/23 17:20	06/27/23 01:32	1
Acrylonitrile	ND		0.00349		mg/Kg	☼	06/26/23 17:20	06/27/23 01:32	1
Benzene	ND		0.00349		mg/Kg	☼	06/26/23 17:20	06/27/23 01:32	1
Bromobenzene	ND		0.00349		mg/Kg	☼	06/26/23 17:20	06/27/23 01:32	1
Bromochloromethane	ND		0.00349		mg/Kg	☼	06/26/23 17:20	06/27/23 01:32	1
Bromodichloromethane	ND		0.00349		mg/Kg	☼	06/26/23 17:20	06/27/23 01:32	1
Bromoform	ND		0.00349		mg/Kg	☼	06/26/23 17:20	06/27/23 01:32	1
Bromomethane	ND		0.00699		mg/Kg	☼	06/26/23 17:20	06/27/23 01:32	1
2-Butanone (MEK)	ND		0.00699		mg/Kg	☼	06/26/23 17:20	06/27/23 01:32	1
2-Chlorotoluene	ND		0.00349		mg/Kg	☼	06/26/23 17:20	06/27/23 01:32	1
n-Butylbenzene	ND		0.00699		mg/Kg	☼	06/26/23 17:20	06/27/23 01:32	1
sec-Butylbenzene	ND		0.00349		mg/Kg	☼	06/26/23 17:20	06/27/23 01:32	1
tert-Butylbenzene	ND		0.00349		mg/Kg	☼	06/26/23 17:20	06/27/23 01:32	1
Carbon disulfide	ND		0.00699		mg/Kg	☼	06/26/23 17:20	06/27/23 01:32	1
Carbon tetrachloride	ND		0.00349		mg/Kg	☼	06/26/23 17:20	06/27/23 01:32	1
Chlorobenzene	ND		0.00349		mg/Kg	☼	06/26/23 17:20	06/27/23 01:32	1
Chloroethane	ND		0.00699		mg/Kg	☼	06/26/23 17:20	06/27/23 01:32	1
Chloroform	ND		0.00349		mg/Kg	☼	06/26/23 17:20	06/27/23 01:32	1
Chloromethane	ND		0.00699		mg/Kg	☼	06/26/23 17:20	06/27/23 01:32	1
4-Chlorotoluene	ND		0.00349		mg/Kg	☼	06/26/23 17:20	06/27/23 01:32	1
1,2-Dibromo-3-Chloropropane	ND		0.00699		mg/Kg	☼	06/26/23 17:20	06/27/23 01:32	1
Dibromochloromethane	ND		0.00349		mg/Kg	☼	06/26/23 17:20	06/27/23 01:32	1
1,2-Dibromoethane (EDB)	ND		0.00349		mg/Kg	☼	06/26/23 17:20	06/27/23 01:32	1
Dibromomethane	ND		0.00349		mg/Kg	☼	06/26/23 17:20	06/27/23 01:32	1
1,2-Dichlorobenzene	ND		0.00349		mg/Kg	☼	06/26/23 17:20	06/27/23 01:32	1
1,3-Dichlorobenzene	ND		0.00349		mg/Kg	☼	06/26/23 17:20	06/27/23 01:32	1
1,4-Dichlorobenzene	ND		0.00349		mg/Kg	☼	06/26/23 17:20	06/27/23 01:32	1
Dichlorodifluoromethane (Freon 12)	ND		0.00699		mg/Kg	☼	06/26/23 17:20	06/27/23 01:32	1
1,1-Dichloroethane	ND		0.00349		mg/Kg	☼	06/26/23 17:20	06/27/23 01:32	1
1,2-Dichloroethane	ND		0.00349		mg/Kg	☼	06/26/23 17:20	06/27/23 01:32	1
1,1-Dichloroethene	ND		0.00349		mg/Kg	☼	06/26/23 17:20	06/27/23 01:32	1
cis-1,2-Dichloroethene	ND		0.00349		mg/Kg	☼	06/26/23 17:20	06/27/23 01:32	1
trans-1,2-Dichloroethene	ND		0.00349		mg/Kg	☼	06/26/23 17:20	06/27/23 01:32	1
1,2-Dichloropropane	ND		0.00349		mg/Kg	☼	06/26/23 17:20	06/27/23 01:32	1
1,3-Dichloropropane	ND		0.00349		mg/Kg	☼	06/26/23 17:20	06/27/23 01:32	1
2,2-Dichloropropane	ND		0.00349		mg/Kg	☼	06/26/23 17:20	06/27/23 01:32	1
1,1-Dichloropropene	ND		0.00349		mg/Kg	☼	06/26/23 17:20	06/27/23 01:32	1
cis-1,3-Dichloropropene	ND		0.00349		mg/Kg	☼	06/26/23 17:20	06/27/23 01:32	1
trans-1,3-Dichloropropene	ND		0.00349		mg/Kg	☼	06/26/23 17:20	06/27/23 01:32	1
Ethylbenzene	ND		0.00349		mg/Kg	☼	06/26/23 17:20	06/27/23 01:32	1
Hexachlorobutadiene	ND		0.00699		mg/Kg	☼	06/26/23 17:20	06/27/23 01:32	1
2-Hexanone (MBK)	ND		0.00699		mg/Kg	☼	06/26/23 17:20	06/27/23 01:32	1
Isopropylbenzene	ND		0.00349		mg/Kg	☼	06/26/23 17:20	06/27/23 01:32	1
4-Isopropyltoluene	ND		0.00349		mg/Kg	☼	06/26/23 17:20	06/27/23 01:32	1
Methyl tert-butyl ether	ND		0.00349		mg/Kg	☼	06/26/23 17:20	06/27/23 01:32	1
4-Methyl-2-pentanone (MIBK)	ND		0.00699		mg/Kg	☼	06/26/23 17:20	06/27/23 01:32	1
Methylene Chloride	ND		0.00699		mg/Kg	☼	06/26/23 17:20	06/27/23 01:32	1
Naphthalene	ND		0.00349		mg/Kg	☼	06/26/23 17:20	06/27/23 01:32	1

Client Sample Results

Client: Groundwater & Environmental Services Inc
Job ID: 620-12296-1
Project/Site: Eversource Madison CT Area Work Center -

Client Sample ID: R-3
Date Collected: 06/21/23 11:10
Date Received: 06/21/23 15:34

Lab Sample ID: 620-12296-3
Matrix: Solid
Percent Solids: 89.6

Method: SW846 8260C - Volatile Organic Compounds (GC/MS) (Continued)

Analyte	Result	Qualifier	RL		Unit	D	Prepared	Analyzed	Dil Fac
N-Propylbenzene	ND		0.00349		mg/Kg	☼	06/26/23 17:20	06/27/23 01:32	1
Styrene	ND		0.00349		mg/Kg	☼	06/26/23 17:20	06/27/23 01:32	1
1,1,1,2-Tetrachloroethane	ND		0.00349		mg/Kg	☼	06/26/23 17:20	06/27/23 01:32	1
1,1,2,2-Tetrachloroethane	ND		0.00349		mg/Kg	☼	06/26/23 17:20	06/27/23 01:32	1
Tetrachloroethene	ND		0.00349		mg/Kg	☼	06/26/23 17:20	06/27/23 01:32	1
Toluene	ND		0.00349		mg/Kg	☼	06/26/23 17:20	06/27/23 01:32	1
1,2,3-Trichlorobenzene	ND		0.00349		mg/Kg	☼	06/26/23 17:20	06/27/23 01:32	1
1,2,4-Trichlorobenzene	ND		0.00349		mg/Kg	☼	06/26/23 17:20	06/27/23 01:32	1
1,3,5-Trichlorobenzene	ND		0.00349		mg/Kg	☼	06/26/23 17:20	06/27/23 01:32	1
1,1,1-Trichloroethane	ND		0.00349		mg/Kg	☼	06/26/23 17:20	06/27/23 01:32	1
1,1,2-Trichloroethane	ND		0.00349		mg/Kg	☼	06/26/23 17:20	06/27/23 01:32	1
Trichloroethene	ND		0.00349		mg/Kg	☼	06/26/23 17:20	06/27/23 01:32	1
Trichlorofluoromethane (Freon 11)	ND		0.00349		mg/Kg	☼	06/26/23 17:20	06/27/23 01:32	1
1,2,3-Trichloropropane	ND		0.00349		mg/Kg	☼	06/26/23 17:20	06/27/23 01:32	1
1,2,4-Trimethylbenzene	ND		0.00349		mg/Kg	☼	06/26/23 17:20	06/27/23 01:32	1
1,3,5-Trimethylbenzene	ND		0.00349		mg/Kg	☼	06/26/23 17:20	06/27/23 01:32	1
Vinyl chloride	ND		0.00349		mg/Kg	☼	06/26/23 17:20	06/27/23 01:32	1
m,p-Xylene	ND		0.00349		mg/Kg	☼	06/26/23 17:20	06/27/23 01:32	1
o-Xylene	ND		0.00349		mg/Kg	☼	06/26/23 17:20	06/27/23 01:32	1
Tetrahydrofuran	ND		0.00699		mg/Kg	☼	06/26/23 17:20	06/27/23 01:32	1
Ethyl ether	ND		0.00349		mg/Kg	☼	06/26/23 17:20	06/27/23 01:32	1
Tert-amyl methyl ether	ND		0.00349		mg/Kg	☼	06/26/23 17:20	06/27/23 01:32	1
Ethyl tert-butyl ether	ND		0.00349		mg/Kg	☼	06/26/23 17:20	06/27/23 01:32	1
di-Isopropyl ether	ND		0.00349		mg/Kg	☼	06/26/23 17:20	06/27/23 01:32	1
tert-Butanol	ND		0.0699		mg/Kg	☼	06/26/23 17:20	06/27/23 01:32	1
1,4-Dioxane	ND		0.0699		mg/Kg	☼	06/26/23 17:20	06/27/23 01:32	1
trans-1,4-Dichloro-2-butene	ND		0.0175		mg/Kg	☼	06/26/23 17:20	06/27/23 01:32	1
Ethanol	ND		0.699		mg/Kg	☼	06/26/23 17:20	06/27/23 01:32	1
1,3-Dichloropropene, Total	ND		0.00349		mg/Kg	☼	06/26/23 17:20	06/27/23 01:32	1
Xylenes, Total	ND		0.0105		mg/Kg	☼	06/26/23 17:20	06/27/23 01:32	1

Surrogate	*%Recovery*	*Qualifier*	*Limits*	*Prepared*	*Analyzed*	*Dil Fac*
4-Bromofluorobenzene (Surr)	*97*		*70 - 130*	*06/26/23 17:20*	*06/27/23 01:32*	*1*
Toluene-d8 (Surr)	*98*		*70 - 130*	*06/26/23 17:20*	*06/27/23 01:32*	*1*
1,2-Dichloroethane-d4 (Surr)	*102*		*70 - 130*	*06/26/23 17:20*	*06/27/23 01:32*	*1*
Dibromofluoromethane (Surr)	*100*		*70 - 130*	*06/26/23 17:20*	*06/27/23 01:32*	*1*

General Chemistry

Analyte	Result	Qualifier	RL		Unit	D	Prepared	Analyzed	Dil Fac
Percent Moisture (EPA Moisture)	**10.4**		0.1		%			06/23/23 15:21	1
Percent Solids (EPA Moisture)	**89.6**		0.1		%			06/23/23 15:21	1

Client Sample Results

Client: Groundwater & Environmental Services Inc
Job ID: 620-12296-1
Project/Site: Eversource Madison CT Area Work Center -

Client Sample ID: R-4
Lab Sample ID: 620-12296-4
Date Collected: 06/21/23 09:10
Matrix: Solid
Date Received: 06/21/23 15:34
Percent Solids: 91.5

Method: SW846 8260C - Volatile Organic Compounds (GC/MS)

Analyte	Result	Qualifier	RL		Unit	D	Prepared	Analyzed	Dil Fac
1,1,2-Trichlorotrifluoroethane (Freon 113)	ND		0.00322		mg/Kg	☼	06/27/23 15:58	06/28/23 20:52	1
Acetone	ND	*+	0.0322		mg/Kg	☼	06/27/23 15:58	06/28/23 20:52	1
Acrylonitrile	ND		0.00322		mg/Kg	☼	06/27/23 15:58	06/28/23 20:52	1
Benzene	ND		0.00322		mg/Kg	☼	06/27/23 15:58	06/28/23 20:52	1
Bromobenzene	ND		0.00322		mg/Kg	☼	06/27/23 15:58	06/28/23 20:52	1
Bromochloromethane	ND		0.00322		mg/Kg	☼	06/27/23 15:58	06/28/23 20:52	1
Bromodichloromethane	ND		0.00322		mg/Kg	☼	06/27/23 15:58	06/28/23 20:52	1
Bromoform	ND		0.00322		mg/Kg	☼	06/27/23 15:58	06/28/23 20:52	1
Bromomethane	ND		0.00644		mg/Kg	☼	06/27/23 15:58	06/28/23 20:52	1
2-Butanone (MEK)	ND		0.00644		mg/Kg	☼	06/27/23 15:58	06/28/23 20:52	1
2-Chlorotoluene	ND		0.00322		mg/Kg	☼	06/27/23 15:58	06/28/23 20:52	1
n-Butylbenzene	ND		0.00644		mg/Kg	☼	06/27/23 15:58	06/28/23 20:52	1
sec-Butylbenzene	ND		0.00322		mg/Kg	☼	06/27/23 15:58	06/28/23 20:52	1
tert-Butylbenzene	ND		0.00322		mg/Kg	☼	06/27/23 15:58	06/28/23 20:52	1
Carbon disulfide	ND		0.00644		mg/Kg	☼	06/27/23 15:58	06/28/23 20:52	1
Carbon tetrachloride	ND		0.00322		mg/Kg	☼	06/27/23 15:58	06/28/23 20:52	1
Chlorobenzene	ND		0.00322		mg/Kg	☼	06/27/23 15:58	06/28/23 20:52	1
Chloroethane	ND		0.00644		mg/Kg	☼	06/27/23 15:58	06/28/23 20:52	1
Chloroform	ND		0.00322		mg/Kg	☼	06/27/23 15:58	06/28/23 20:52	1
Chloromethane	ND		0.00644		mg/Kg	☼	06/27/23 15:58	06/28/23 20:52	1
4-Chlorotoluene	ND		0.00322		mg/Kg	☼	06/27/23 15:58	06/28/23 20:52	1
1,2-Dibromo-3-Chloropropane	ND		0.00644		mg/Kg	☼	06/27/23 15:58	06/28/23 20:52	1
Dibromochloromethane	ND		0.00322		mg/Kg	☼	06/27/23 15:58	06/28/23 20:52	1
1,2-Dibromoethane (EDB)	ND		0.00322		mg/Kg	☼	06/27/23 15:58	06/28/23 20:52	1
Dibromomethane	ND		0.00322		mg/Kg	☼	06/27/23 15:58	06/28/23 20:52	1
1,2-Dichlorobenzene	ND		0.00322		mg/Kg	☼	06/27/23 15:58	06/28/23 20:52	1
1,3-Dichlorobenzene	ND		0.00322		mg/Kg	☼	06/27/23 15:58	06/28/23 20:52	1
1,4-Dichlorobenzene	ND		0.00322		mg/Kg	☼	06/27/23 15:58	06/28/23 20:52	1
Dichlorodifluoromethane (Freon 12)	ND		0.00644		mg/Kg	☼	06/27/23 15:58	06/28/23 20:52	1
1,1-Dichloroethane	ND		0.00322		mg/Kg	☼	06/27/23 15:58	06/28/23 20:52	1
1,2-Dichloroethane	ND		0.00322		mg/Kg	☼	06/27/23 15:58	06/28/23 20:52	1
1,1-Dichloroethene	ND		0.00322		mg/Kg	☼	06/27/23 15:58	06/28/23 20:52	1
cis-1,2-Dichloroethene	ND		0.00322		mg/Kg	☼	06/27/23 15:58	06/28/23 20:52	1
trans-1,2-Dichloroethene	ND		0.00322		mg/Kg	☼	06/27/23 15:58	06/28/23 20:52	1
1,2-Dichloropropane	ND		0.00322		mg/Kg	☼	06/27/23 15:58	06/28/23 20:52	1
1,3-Dichloropropane	ND		0.00322		mg/Kg	☼	06/27/23 15:58	06/28/23 20:52	1
2,2-Dichloropropane	ND		0.00322		mg/Kg	☼	06/27/23 15:58	06/28/23 20:52	1
1,1-Dichloropropene	ND		0.00322		mg/Kg	☼	06/27/23 15:58	06/28/23 20:52	1
cis-1,3-Dichloropropene	ND		0.00322		mg/Kg	☼	06/27/23 15:58	06/28/23 20:52	1
trans-1,3-Dichloropropene	ND		0.00322		mg/Kg	☼	06/27/23 15:58	06/28/23 20:52	1
Ethylbenzene	ND		0.00322		mg/Kg	☼	06/27/23 15:58	06/28/23 20:52	1
Hexachlorobutadiene	ND		0.00644		mg/Kg	☼	06/27/23 15:58	06/28/23 20:52	1
2-Hexanone (MBK)	ND		0.00644		mg/Kg	☼	06/27/23 15:58	06/28/23 20:52	1
Isopropylbenzene	ND		0.00322		mg/Kg	☼	06/27/23 15:58	06/28/23 20:52	1
4-Isopropyltoluene	ND		0.00322		mg/Kg	☼	06/27/23 15:58	06/28/23 20:52	1
Methyl tert-butyl ether	ND		0.00322		mg/Kg	☼	06/27/23 15:58	06/28/23 20:52	1
4-Methyl-2-pentanone (MIBK)	ND		0.00644		mg/Kg	☼	06/27/23 15:58	06/28/23 20:52	1
Methylene Chloride	ND		0.00644		mg/Kg	☼	06/27/23 15:58	06/28/23 20:52	1
Naphthalene	ND		0.00322		mg/Kg	☼	06/27/23 15:58	06/28/23 20:52	1

Client Sample Results

Client: Groundwater & Environmental Services Inc
Job ID: 620-12296-1
Project/Site: Eversource Madison CT Area Work Center -

Client Sample ID: R-4
Lab Sample ID: 620-12296-4
Date Collected: 06/21/23 09:10
Matrix: Solid
Date Received: 06/21/23 15:34
Percent Solids: 91.5

Method: SW846 8260C - Volatile Organic Compounds (GC/MS) (Continued)

Analyte	Result	Qualifier	RL		Unit	D	Prepared	Analyzed	Dil Fac
N-Propylbenzene	ND		0.00322		mg/Kg	☼	06/27/23 15:58	06/28/23 20:52	1
Styrene	ND		0.00322		mg/Kg	☼	06/27/23 15:58	06/28/23 20:52	1
1,1,1,2-Tetrachloroethane	ND		0.00322		mg/Kg	☼	06/27/23 15:58	06/28/23 20:52	1
1,1,2,2-Tetrachloroethane	ND		0.00322		mg/Kg	☼	06/27/23 15:58	06/28/23 20:52	1
Tetrachloroethene	ND		0.00322		mg/Kg	☼	06/27/23 15:58	06/28/23 20:52	1
Toluene	ND		0.00322		mg/Kg	☼	06/27/23 15:58	06/28/23 20:52	1
1,2,3-Trichlorobenzene	ND		0.00322		mg/Kg	☼	06/27/23 15:58	06/28/23 20:52	1
1,2,4-Trichlorobenzene	ND		0.00322		mg/Kg	☼	06/27/23 15:58	06/28/23 20:52	1
1,3,5-Trichlorobenzene	ND		0.00322		mg/Kg	☼	06/27/23 15:58	06/28/23 20:52	1
1,1,1-Trichloroethane	ND		0.00322		mg/Kg	☼	06/27/23 15:58	06/28/23 20:52	1
1,1,2-Trichloroethane	ND		0.00322		mg/Kg	☼	06/27/23 15:58	06/28/23 20:52	1
Trichloroethene	ND		0.00322		mg/Kg	☼	06/27/23 15:58	06/28/23 20:52	1
Trichlorofluoromethane (Freon 11)	ND		0.00322		mg/Kg	☼	06/27/23 15:58	06/28/23 20:52	1
1,2,3-Trichloropropane	ND		0.00322		mg/Kg	☼	06/27/23 15:58	06/28/23 20:52	1
1,2,4-Trimethylbenzene	ND		0.00322		mg/Kg	☼	06/27/23 15:58	06/28/23 20:52	1
1,3,5-Trimethylbenzene	ND		0.00322		mg/Kg	☼	06/27/23 15:58	06/28/23 20:52	1
Vinyl chloride	ND		0.00322		mg/Kg	☼	06/27/23 15:58	06/28/23 20:52	1
m,p-Xylene	ND		0.00322		mg/Kg	☼	06/27/23 15:58	06/28/23 20:52	1
o-Xylene	ND		0.00322		mg/Kg	☼	06/27/23 15:58	06/28/23 20:52	1
Tetrahydrofuran	ND		0.00644		mg/Kg	☼	06/27/23 15:58	06/28/23 20:52	1
Ethyl ether	ND		0.00322		mg/Kg	☼	06/27/23 15:58	06/28/23 20:52	1
Tert-amyl methyl ether	ND		0.00322		mg/Kg	☼	06/27/23 15:58	06/28/23 20:52	1
Ethyl tert-butyl ether	ND		0.00322		mg/Kg	☼	06/27/23 15:58	06/28/23 20:52	1
di-Isopropyl ether	ND		0.00322		mg/Kg	☼	06/27/23 15:58	06/28/23 20:52	1
tert-Butanol	ND		0.0644		mg/Kg	☼	06/27/23 15:58	06/28/23 20:52	1
1,4-Dioxane	ND		0.0644		mg/Kg	☼	06/27/23 15:58	06/28/23 20:52	1
trans-1,4-Dichloro-2-butene	ND		0.0161		mg/Kg	☼	06/27/23 15:58	06/28/23 20:52	1
Ethanol	ND		0.644		mg/Kg	☼	06/27/23 15:58	06/28/23 20:52	1
1,3-Dichloropropene, Total	ND		0.00322		mg/Kg	☼	06/27/23 15:58	06/28/23 20:52	1
Xylenes, Total	ND		0.00967		mg/Kg	☼	06/27/23 15:58	06/28/23 20:52	1

Surrogate	*%Recovery*	*Qualifier*	*Limits*	*Prepared*	*Analyzed*	*Dil Fac*
4-Bromofluorobenzene (Surr)	*97*		*70 - 130*	*06/27/23 15:58*	*06/28/23 20:52*	*1*
Toluene-d8 (Surr)	*100*		*70 - 130*	*06/27/23 15:58*	*06/28/23 20:52*	*1*
1,2-Dichloroethane-d4 (Surr)	*102*		*70 - 130*	*06/27/23 15:58*	*06/28/23 20:52*	*1*
Dibromofluoromethane (Surr)	*100*		*70 - 130*	*06/27/23 15:58*	*06/28/23 20:52*	*1*

General Chemistry

Analyte	Result	Qualifier	RL		Unit	D	Prepared	Analyzed	Dil Fac
Percent Moisture (EPA Moisture)	**8.5**		0.1		%			06/23/23 15:21	1
Percent Solids (EPA Moisture)	**91.5**		0.1		%			06/23/23 15:21	1

Client Sample Results

Client: Groundwater & Environmental Services Inc
Job ID: 620-12296-1
Project/Site: Eversource Madison CT Area Work Center -

Client Sample ID: R-5
Lab Sample ID: 620-12296-5
Date Collected: 06/21/23 09:15
Matrix: Solid
Date Received: 06/21/23 15:34
Percent Solids: 93.1

Method: SW846 8260C - Volatile Organic Compounds (GC/MS)

Analyte	Result	Qualifier	RL		Unit	D	Prepared	Analyzed	Dil Fac
1,1,2-Trichlorotrifluoroethane (Freon 113)	ND		0.00327		mg/Kg	☼	06/26/23 17:20	06/27/23 02:23	1
Acetone	ND		0.0327		mg/Kg	☼	06/26/23 17:20	06/27/23 02:23	1
Acrylonitrile	ND		0.00327		mg/Kg	☼	06/26/23 17:20	06/27/23 02:23	1
Benzene	ND		0.00327		mg/Kg	☼	06/26/23 17:20	06/27/23 02:23	1
Bromobenzene	ND		0.00327		mg/Kg	☼	06/26/23 17:20	06/27/23 02:23	1
Bromochloromethane	ND		0.00327		mg/Kg	☼	06/26/23 17:20	06/27/23 02:23	1
Bromodichloromethane	ND		0.00327		mg/Kg	☼	06/26/23 17:20	06/27/23 02:23	1
Bromoform	ND		0.00327		mg/Kg	☼	06/26/23 17:20	06/27/23 02:23	1
Bromomethane	ND		0.00655		mg/Kg	☼	06/26/23 17:20	06/27/23 02:23	1
2-Butanone (MEK)	ND		0.00655		mg/Kg	☼	06/26/23 17:20	06/27/23 02:23	1
2-Chlorotoluene	ND		0.00327		mg/Kg	☼	06/26/23 17:20	06/27/23 02:23	1
n-Butylbenzene	ND		0.00655		mg/Kg	☼	06/26/23 17:20	06/27/23 02:23	1
sec-Butylbenzene	ND		0.00327		mg/Kg	☼	06/26/23 17:20	06/27/23 02:23	1
tert-Butylbenzene	ND		0.00327		mg/Kg	☼	06/26/23 17:20	06/27/23 02:23	1
Carbon disulfide	ND		0.00655		mg/Kg	☼	06/26/23 17:20	06/27/23 02:23	1
Carbon tetrachloride	ND		0.00327		mg/Kg	☼	06/26/23 17:20	06/27/23 02:23	1
Chlorobenzene	ND		0.00327		mg/Kg	☼	06/26/23 17:20	06/27/23 02:23	1
Chloroethane	ND		0.00655		mg/Kg	☼	06/26/23 17:20	06/27/23 02:23	1
Chloroform	ND		0.00327		mg/Kg	☼	06/26/23 17:20	06/27/23 02:23	1
Chloromethane	ND		0.00655		mg/Kg	☼	06/26/23 17:20	06/27/23 02:23	1
4-Chlorotoluene	ND		0.00327		mg/Kg	☼	06/26/23 17:20	06/27/23 02:23	1
1,2-Dibromo-3-Chloropropane	ND		0.00655		mg/Kg	☼	06/26/23 17:20	06/27/23 02:23	1
Dibromochloromethane	ND		0.00327		mg/Kg	☼	06/26/23 17:20	06/27/23 02:23	1
1,2-Dibromoethane (EDB)	ND		0.00327		mg/Kg	☼	06/26/23 17:20	06/27/23 02:23	1
Dibromomethane	ND		0.00327		mg/Kg	☼	06/26/23 17:20	06/27/23 02:23	1
1,2-Dichlorobenzene	ND		0.00327		mg/Kg	☼	06/26/23 17:20	06/27/23 02:23	1
1,3-Dichlorobenzene	ND		0.00327		mg/Kg	☼	06/26/23 17:20	06/27/23 02:23	1
1,4-Dichlorobenzene	ND		0.00327		mg/Kg	☼	06/26/23 17:20	06/27/23 02:23	1
Dichlorodifluoromethane (Freon 12)	ND		0.00655		mg/Kg	☼	06/26/23 17:20	06/27/23 02:23	1
1,1-Dichloroethane	ND		0.00327		mg/Kg	☼	06/26/23 17:20	06/27/23 02:23	1
1,2-Dichloroethane	ND		0.00327		mg/Kg	☼	06/26/23 17:20	06/27/23 02:23	1
1,1-Dichloroethene	ND		0.00327		mg/Kg	☼	06/26/23 17:20	06/27/23 02:23	1
cis-1,2-Dichloroethene	ND		0.00327		mg/Kg	☼	06/26/23 17:20	06/27/23 02:23	1
trans-1,2-Dichloroethene	ND		0.00327		mg/Kg	☼	06/26/23 17:20	06/27/23 02:23	1
1,2-Dichloropropane	ND		0.00327		mg/Kg	☼	06/26/23 17:20	06/27/23 02:23	1
1,3-Dichloropropane	ND		0.00327		mg/Kg	☼	06/26/23 17:20	06/27/23 02:23	1
2,2-Dichloropropane	ND		0.00327		mg/Kg	☼	06/26/23 17:20	06/27/23 02:23	1
1,1-Dichloropropene	ND		0.00327		mg/Kg	☼	06/26/23 17:20	06/27/23 02:23	1
cis-1,3-Dichloropropene	ND		0.00327		mg/Kg	☼	06/26/23 17:20	06/27/23 02:23	1
trans-1,3-Dichloropropene	ND		0.00327		mg/Kg	☼	06/26/23 17:20	06/27/23 02:23	1
Ethylbenzene	ND		0.00327		mg/Kg	☼	06/26/23 17:20	06/27/23 02:23	1
Hexachlorobutadiene	ND		0.00655		mg/Kg	☼	06/26/23 17:20	06/27/23 02:23	1
2-Hexanone (MBK)	ND		0.00655		mg/Kg	☼	06/26/23 17:20	06/27/23 02:23	1
Isopropylbenzene	ND		0.00327		mg/Kg	☼	06/26/23 17:20	06/27/23 02:23	1
4-Isopropyltoluene	ND		0.00327		mg/Kg	☼	06/26/23 17:20	06/27/23 02:23	1
Methyl tert-butyl ether	ND		0.00327		mg/Kg	☼	06/26/23 17:20	06/27/23 02:23	1
4-Methyl-2-pentanone (MIBK)	ND		0.00655		mg/Kg	☼	06/26/23 17:20	06/27/23 02:23	1
Methylene Chloride	ND		0.00655		mg/Kg	☼	06/26/23 17:20	06/27/23 02:23	1
Naphthalene	ND		0.00327		mg/Kg	☼	06/26/23 17:20	06/27/23 02:23	1

Client Sample Results

Client: Groundwater & Environmental Services Inc
Job ID: 620-12296-1
Project/Site: Eversource Madison CT Area Work Center -

Client Sample ID: R-5
Lab Sample ID: 620-12296-5
Date Collected: 06/21/23 09:15
Matrix: Solid
Date Received: 06/21/23 15:34
Percent Solids: 93.1

Method: SW846 8260C - Volatile Organic Compounds (GC/MS) (Continued)

Analyte	Result	Qualifier	RL		Unit	D	Prepared	Analyzed	Dil Fac
N-Propylbenzene	ND		0.00327		mg/Kg	☼	06/26/23 17:20	06/27/23 02:23	1
Styrene	ND		0.00327		mg/Kg	☼	06/26/23 17:20	06/27/23 02:23	1
1,1,1,2-Tetrachloroethane	ND		0.00327		mg/Kg	☼	06/26/23 17:20	06/27/23 02:23	1
1,1,2,2-Tetrachloroethane	ND		0.00327		mg/Kg	☼	06/26/23 17:20	06/27/23 02:23	1
Tetrachloroethene	ND		0.00327		mg/Kg	☼	06/26/23 17:20	06/27/23 02:23	1
Toluene	ND		0.00327		mg/Kg	☼	06/26/23 17:20	06/27/23 02:23	1
1,2,3-Trichlorobenzene	ND		0.00327		mg/Kg	☼	06/26/23 17:20	06/27/23 02:23	1
1,2,4-Trichlorobenzene	ND		0.00327		mg/Kg	☼	06/26/23 17:20	06/27/23 02:23	1
1,3,5-Trichlorobenzene	ND		0.00327		mg/Kg	☼	06/26/23 17:20	06/27/23 02:23	1
1,1,1-Trichloroethane	ND		0.00327		mg/Kg	☼	06/26/23 17:20	06/27/23 02:23	1
1,1,2-Trichloroethane	ND		0.00327		mg/Kg	☼	06/26/23 17:20	06/27/23 02:23	1
Trichloroethene	ND		0.00327		mg/Kg	☼	06/26/23 17:20	06/27/23 02:23	1
Trichlorofluoromethane (Freon 11)	ND		0.00327		mg/Kg	☼	06/26/23 17:20	06/27/23 02:23	1
1,2,3-Trichloropropane	ND		0.00327		mg/Kg	☼	06/26/23 17:20	06/27/23 02:23	1
1,2,4-Trimethylbenzene	ND		0.00327		mg/Kg	☼	06/26/23 17:20	06/27/23 02:23	1
1,3,5-Trimethylbenzene	ND		0.00327		mg/Kg	☼	06/26/23 17:20	06/27/23 02:23	1
Vinyl chloride	ND		0.00327		mg/Kg	☼	06/26/23 17:20	06/27/23 02:23	1
m,p-Xylene	ND		0.00327		mg/Kg	☼	06/26/23 17:20	06/27/23 02:23	1
o-Xylene	ND		0.00327		mg/Kg	☼	06/26/23 17:20	06/27/23 02:23	1
Tetrahydrofuran	ND		0.00655		mg/Kg	☼	06/26/23 17:20	06/27/23 02:23	1
Ethyl ether	ND		0.00327		mg/Kg	☼	06/26/23 17:20	06/27/23 02:23	1
Tert-amyl methyl ether	ND		0.00327		mg/Kg	☼	06/26/23 17:20	06/27/23 02:23	1
Ethyl tert-butyl ether	ND		0.00327		mg/Kg	☼	06/26/23 17:20	06/27/23 02:23	1
di-Isopropyl ether	ND		0.00327		mg/Kg	☼	06/26/23 17:20	06/27/23 02:23	1
tert-Butanol	ND		0.0655		mg/Kg	☼	06/26/23 17:20	06/27/23 02:23	1
1,4-Dioxane	ND		0.0655		mg/Kg	☼	06/26/23 17:20	06/27/23 02:23	1
trans-1,4-Dichloro-2-butene	ND		0.0164		mg/Kg	☼	06/26/23 17:20	06/27/23 02:23	1
Ethanol	ND		0.655		mg/Kg	☼	06/26/23 17:20	06/27/23 02:23	1
1,3-Dichloropropene, Total	ND		0.00327		mg/Kg	☼	06/26/23 17:20	06/27/23 02:23	1
Xylenes, Total	ND		0.00982		mg/Kg	☼	06/26/23 17:20	06/27/23 02:23	1

Surrogate	*%Recovery*	*Qualifier*	*Limits*	*Prepared*	*Analyzed*	*Dil Fac*
4-Bromofluorobenzene (Surr)	*98*		*70 - 130*	*06/26/23 17:20*	*06/27/23 02:23*	*1*
Toluene-d8 (Surr)	*98*		*70 - 130*	*06/26/23 17:20*	*06/27/23 02:23*	*1*
1,2-Dichloroethane-d4 (Surr)	*101*		*70 - 130*	*06/26/23 17:20*	*06/27/23 02:23*	*1*
Dibromofluoromethane (Surr)	*99*		*70 - 130*	*06/26/23 17:20*	*06/27/23 02:23*	*1*

General Chemistry

Analyte	Result	Qualifier	RL		Unit	D	Prepared	Analyzed	Dil Fac
Percent Moisture (EPA Moisture)	**6.9**		0.1		%			06/23/23 15:21	1
Percent Solids (EPA Moisture)	**93.1**		0.1		%			06/23/23 15:21	1

Client Sample Results

Client: Groundwater & Environmental Services Inc
Job ID: 620-12296-1
Project/Site: Eversource Madison CT Area Work Center -

Client Sample ID: R-6
Lab Sample ID: 620-12296-6
Date Collected: 06/21/23 09:20
Matrix: Solid
Date Received: 06/21/23 15:34
Percent Solids: 94.6

Method: SW846 8260C - Volatile Organic Compounds (GC/MS)

Analyte	Result	Qualifier	RL		Unit	D	Prepared	Analyzed	Dil Fac
1,1,2-Trichlorotrifluoroethane (Freon 113)	ND		0.00288		mg/Kg	☼	06/26/23 17:20	06/27/23 02:48	1
Acetone	ND		0.0288		mg/Kg	☼	06/26/23 17:20	06/27/23 02:48	1
Acrylonitrile	ND		0.00288		mg/Kg	☼	06/26/23 17:20	06/27/23 02:48	1
Benzene	ND		0.00288		mg/Kg	☼	06/26/23 17:20	06/27/23 02:48	1
Bromobenzene	ND		0.00288		mg/Kg	☼	06/26/23 17:20	06/27/23 02:48	1
Bromochloromethane	ND		0.00288		mg/Kg	☼	06/26/23 17:20	06/27/23 02:48	1
Bromodichloromethane	ND		0.00288		mg/Kg	☼	06/26/23 17:20	06/27/23 02:48	1
Bromoform	ND		0.00288		mg/Kg	☼	06/26/23 17:20	06/27/23 02:48	1
Bromomethane	ND		0.00576		mg/Kg	☼	06/26/23 17:20	06/27/23 02:48	1
2-Butanone (MEK)	ND		0.00576		mg/Kg	☼	06/26/23 17:20	06/27/23 02:48	1
2-Chlorotoluene	ND		0.00288		mg/Kg	☼	06/26/23 17:20	06/27/23 02:48	1
n-Butylbenzene	ND		0.00576		mg/Kg	☼	06/26/23 17:20	06/27/23 02:48	1
sec-Butylbenzene	ND		0.00288		mg/Kg	☼	06/26/23 17:20	06/27/23 02:48	1
tert-Butylbenzene	ND		0.00288		mg/Kg	☼	06/26/23 17:20	06/27/23 02:48	1
Carbon disulfide	ND		0.00576		mg/Kg	☼	06/26/23 17:20	06/27/23 02:48	1
Carbon tetrachloride	ND		0.00288		mg/Kg	☼	06/26/23 17:20	06/27/23 02:48	1
Chlorobenzene	ND		0.00288		mg/Kg	☼	06/26/23 17:20	06/27/23 02:48	1
Chloroethane	ND		0.00576		mg/Kg	☼	06/26/23 17:20	06/27/23 02:48	1
Chloroform	ND		0.00288		mg/Kg	☼	06/26/23 17:20	06/27/23 02:48	1
Chloromethane	ND		0.00576		mg/Kg	☼	06/26/23 17:20	06/27/23 02:48	1
4-Chlorotoluene	ND		0.00288		mg/Kg	☼	06/26/23 17:20	06/27/23 02:48	1
1,2-Dibromo-3-Chloropropane	ND		0.00576		mg/Kg	☼	06/26/23 17:20	06/27/23 02:48	1
Dibromochloromethane	ND		0.00288		mg/Kg	☼	06/26/23 17:20	06/27/23 02:48	1
1,2-Dibromoethane (EDB)	ND		0.00288		mg/Kg	☼	06/26/23 17:20	06/27/23 02:48	1
Dibromomethane	ND		0.00288		mg/Kg	☼	06/26/23 17:20	06/27/23 02:48	1
1,2-Dichlorobenzene	ND		0.00288		mg/Kg	☼	06/26/23 17:20	06/27/23 02:48	1
1,3-Dichlorobenzene	ND		0.00288		mg/Kg	☼	06/26/23 17:20	06/27/23 02:48	1
1,4-Dichlorobenzene	ND		0.00288		mg/Kg	☼	06/26/23 17:20	06/27/23 02:48	1
Dichlorodifluoromethane (Freon 12)	ND		0.00576		mg/Kg	☼	06/26/23 17:20	06/27/23 02:48	1
1,1-Dichloroethane	ND		0.00288		mg/Kg	☼	06/26/23 17:20	06/27/23 02:48	1
1,2-Dichloroethane	ND		0.00288		mg/Kg	☼	06/26/23 17:20	06/27/23 02:48	1
1,1-Dichloroethene	ND		0.00288		mg/Kg	☼	06/26/23 17:20	06/27/23 02:48	1
cis-1,2-Dichloroethene	ND		0.00288		mg/Kg	☼	06/26/23 17:20	06/27/23 02:48	1
trans-1,2-Dichloroethene	ND		0.00288		mg/Kg	☼	06/26/23 17:20	06/27/23 02:48	1
1,2-Dichloropropane	ND		0.00288		mg/Kg	☼	06/26/23 17:20	06/27/23 02:48	1
1,3-Dichloropropane	ND		0.00288		mg/Kg	☼	06/26/23 17:20	06/27/23 02:48	1
2,2-Dichloropropane	ND		0.00288		mg/Kg	☼	06/26/23 17:20	06/27/23 02:48	1
1,1-Dichloropropene	ND		0.00288		mg/Kg	☼	06/26/23 17:20	06/27/23 02:48	1
cis-1,3-Dichloropropene	ND		0.00288		mg/Kg	☼	06/26/23 17:20	06/27/23 02:48	1
trans-1,3-Dichloropropene	ND		0.00288		mg/Kg	☼	06/26/23 17:20	06/27/23 02:48	1
Ethylbenzene	ND		0.00288		mg/Kg	☼	06/26/23 17:20	06/27/23 02:48	1
Hexachlorobutadiene	ND		0.00576		mg/Kg	☼	06/26/23 17:20	06/27/23 02:48	1
2-Hexanone (MBK)	ND		0.00576		mg/Kg	☼	06/26/23 17:20	06/27/23 02:48	1
Isopropylbenzene	ND		0.00288		mg/Kg	☼	06/26/23 17:20	06/27/23 02:48	1
4-Isopropyltoluene	ND		0.00288		mg/Kg	☼	06/26/23 17:20	06/27/23 02:48	1
Methyl tert-butyl ether	ND		0.00288		mg/Kg	☼	06/26/23 17:20	06/27/23 02:48	1
4-Methyl-2-pentanone (MIBK)	ND		0.00576		mg/Kg	☼	06/26/23 17:20	06/27/23 02:48	1
Methylene Chloride	ND		0.00576		mg/Kg	☼	06/26/23 17:20	06/27/23 02:48	1
Naphthalene	ND		0.00288		mg/Kg	☼	06/26/23 17:20	06/27/23 02:48	1

Client Sample Results

Client: Groundwater & Environmental Services Inc
Job ID: 620-12296-1
Project/Site: Eversource Madison CT Area Work Center -

Client Sample ID: R-6
Lab Sample ID: 620-12296-6
Date Collected: 06/21/23 09:20
Matrix: Solid
Date Received: 06/21/23 15:34
Percent Solids: 94.6

Method: SW846 8260C - Volatile Organic Compounds (GC/MS) (Continued)

Analyte	Result	Qualifier	RL		Unit	D	Prepared	Analyzed	Dil Fac
N-Propylbenzene	ND		0.00288		mg/Kg	☼	06/26/23 17:20	06/27/23 02:48	1
Styrene	ND		0.00288		mg/Kg	☼	06/26/23 17:20	06/27/23 02:48	1
1,1,1,2-Tetrachloroethane	ND		0.00288		mg/Kg	☼	06/26/23 17:20	06/27/23 02:48	1
1,1,2,2-Tetrachloroethane	ND		0.00288		mg/Kg	☼	06/26/23 17:20	06/27/23 02:48	1
Tetrachloroethene	ND		0.00288		mg/Kg	☼	06/26/23 17:20	06/27/23 02:48	1
Toluene	ND		0.00288		mg/Kg	☼	06/26/23 17:20	06/27/23 02:48	1
1,2,3-Trichlorobenzene	ND		0.00288		mg/Kg	☼	06/26/23 17:20	06/27/23 02:48	1
1,2,4-Trichlorobenzene	ND		0.00288		mg/Kg	☼	06/26/23 17:20	06/27/23 02:48	1
1,3,5-Trichlorobenzene	ND		0.00288		mg/Kg	☼	06/26/23 17:20	06/27/23 02:48	1
1,1,1-Trichloroethane	ND		0.00288		mg/Kg	☼	06/26/23 17:20	06/27/23 02:48	1
1,1,2-Trichloroethane	ND		0.00288		mg/Kg	☼	06/26/23 17:20	06/27/23 02:48	1
Trichloroethene	ND		0.00288		mg/Kg	☼	06/26/23 17:20	06/27/23 02:48	1
Trichlorofluoromethane (Freon 11)	ND		0.00288		mg/Kg	☼	06/26/23 17:20	06/27/23 02:48	1
1,2,3-Trichloropropane	ND		0.00288		mg/Kg	☼	06/26/23 17:20	06/27/23 02:48	1
1,2,4-Trimethylbenzene	ND		0.00288		mg/Kg	☼	06/26/23 17:20	06/27/23 02:48	1
1,3,5-Trimethylbenzene	ND		0.00288		mg/Kg	☼	06/26/23 17:20	06/27/23 02:48	1
Vinyl chloride	ND		0.00288		mg/Kg	☼	06/26/23 17:20	06/27/23 02:48	1
m,p-Xylene	ND		0.00288		mg/Kg	☼	06/26/23 17:20	06/27/23 02:48	1
o-Xylene	ND		0.00288		mg/Kg	☼	06/26/23 17:20	06/27/23 02:48	1
Tetrahydrofuran	ND		0.00576		mg/Kg	☼	06/26/23 17:20	06/27/23 02:48	1
Ethyl ether	ND		0.00288		mg/Kg	☼	06/26/23 17:20	06/27/23 02:48	1
Tert-amyl methyl ether	ND		0.00288		mg/Kg	☼	06/26/23 17:20	06/27/23 02:48	1
Ethyl tert-butyl ether	ND		0.00288		mg/Kg	☼	06/26/23 17:20	06/27/23 02:48	1
di-Isopropyl ether	ND		0.00288		mg/Kg	☼	06/26/23 17:20	06/27/23 02:48	1
tert-Butanol	ND		0.0576		mg/Kg	☼	06/26/23 17:20	06/27/23 02:48	1
1,4-Dioxane	ND		0.0576		mg/Kg	☼	06/26/23 17:20	06/27/23 02:48	1
trans-1,4-Dichloro-2-butene	ND		0.0144		mg/Kg	☼	06/26/23 17:20	06/27/23 02:48	1
Ethanol	ND		0.576		mg/Kg	☼	06/26/23 17:20	06/27/23 02:48	1
1,3-Dichloropropene, Total	ND		0.00288		mg/Kg	☼	06/26/23 17:20	06/27/23 02:48	1
Xylenes, Total	ND		0.00864		mg/Kg	☼	06/26/23 17:20	06/27/23 02:48	1

Surrogate	*%Recovery*	*Qualifier*	*Limits*	*Prepared*	*Analyzed*	*Dil Fac*
4-Bromofluorobenzene (Surr)	*99*		*70 - 130*	*06/26/23 17:20*	*06/27/23 02:48*	*1*
Toluene-d8 (Surr)	*98*		*70 - 130*	*06/26/23 17:20*	*06/27/23 02:48*	*1*
1,2-Dichloroethane-d4 (Surr)	*101*		*70 - 130*	*06/26/23 17:20*	*06/27/23 02:48*	*1*
Dibromofluoromethane (Surr)	*98*		*70 - 130*	*06/26/23 17:20*	*06/27/23 02:48*	*1*

General Chemistry

Analyte	Result	Qualifier	RL		Unit	D	Prepared	Analyzed	Dil Fac
Percent Moisture (EPA Moisture)	**5.4**		0.1		%			06/23/23 15:21	1
Percent Solids (EPA Moisture)	**94.6**		0.1		%			06/23/23 15:21	1

Surrogate Summary

Client: Groundwater & Environmental Services Inc
Job ID: 620-12296-1
Project/Site: Eversource Madison CT Area Work Center -

Method: 8260C - Volatile Organic Compounds (GC/MS)

Matrix: Solid **Prep Type: Total/NA**

		Percent Surrogate Recovery (Acceptance Limits)			
Lab Sample ID	Client Sample ID	BFB (70-130)	TOL (70-130)	DCA (70-130)	DBFM (70-130)
620-12296-1	R-1	99	98	104	94
620-12296-2	R-2	99	98	101	98
620-12296-3	R-3	97	98	102	100
620-12296-4	R-4	97	100	102	100
620-12296-5	R-5	98	98	101	99
620-12296-6	R-6	99	98	101	98
LCS 620-24048/1-A	Lab Control Sample	101	101	101	102
LCS 620-24112/1-A	Lab Control Sample	100	100	99	100
LCSD 620-24048/2-A	Lab Control Sample Dup	100	101	100	101
LCSD 620-24112/2-A	Lab Control Sample Dup	100	101	100	101
MB 620-24048/3-A	Method Blank	100	99	101	99
MB 620-24112/3-A	Method Blank	97	97	99	97

Surrogate Legend

BFB = 4-Bromofluorobenzene (Surr)
TOL = Toluene-d8 (Surr)
DCA = 1,2-Dichloroethane-d4 (Surr)
DBFM = Dibromofluoromethane (Surr)

QC Sample Results

Client: Groundwater & Environmental Services Inc
Job ID: 620-12296-1
Project/Site: Eversource Madison CT Area Work Center -

Method: 8260C - Volatile Organic Compounds (GC/MS)

Lab Sample ID: MB 620-24048/3-A
Matrix: Solid
Analysis Batch: 24049

Client Sample ID: Method Blank
Prep Type: Total/NA
Prep Batch: 24048

Analyte	MB Result	MB Qualifier	RL		Unit	D	Prepared	Analyzed	Dil Fac
1,1,2-Trichlorotrifluoroethane (Freon 113)	ND		0.00500		mg/Kg		06/26/23 17:20	06/26/23 20:56	1
Acetone	ND		0.0500		mg/Kg		06/26/23 17:20	06/26/23 20:56	1
Acrylonitrile	ND		0.00500		mg/Kg		06/26/23 17:20	06/26/23 20:56	1
Benzene	ND		0.00500		mg/Kg		06/26/23 17:20	06/26/23 20:56	1
Bromobenzene	ND		0.00500		mg/Kg		06/26/23 17:20	06/26/23 20:56	1
Bromochloromethane	ND		0.00500		mg/Kg		06/26/23 17:20	06/26/23 20:56	1
Bromodichloromethane	ND		0.00500		mg/Kg		06/26/23 17:20	06/26/23 20:56	1
Bromoform	ND		0.00500		mg/Kg		06/26/23 17:20	06/26/23 20:56	1
Bromomethane	ND		0.0100		mg/Kg		06/26/23 17:20	06/26/23 20:56	1
2-Butanone (MEK)	ND		0.0100		mg/Kg		06/26/23 17:20	06/26/23 20:56	1
2-Chlorotoluene	ND		0.00500		mg/Kg		06/26/23 17:20	06/26/23 20:56	1
n-Butylbenzene	ND		0.0100		mg/Kg		06/26/23 17:20	06/26/23 20:56	1
sec-Butylbenzene	ND		0.00500		mg/Kg		06/26/23 17:20	06/26/23 20:56	1
tert-Butylbenzene	ND		0.00500		mg/Kg		06/26/23 17:20	06/26/23 20:56	1
Carbon disulfide	ND		0.0100		mg/Kg		06/26/23 17:20	06/26/23 20:56	1
Carbon tetrachloride	ND		0.00500		mg/Kg		06/26/23 17:20	06/26/23 20:56	1
Chlorobenzene	ND		0.00500		mg/Kg		06/26/23 17:20	06/26/23 20:56	1
Chloroethane	ND		0.0100		mg/Kg		06/26/23 17:20	06/26/23 20:56	1
Chloroform	ND		0.00500		mg/Kg		06/26/23 17:20	06/26/23 20:56	1
Chloromethane	ND		0.0100		mg/Kg		06/26/23 17:20	06/26/23 20:56	1
4-Chlorotoluene	ND		0.00500		mg/Kg		06/26/23 17:20	06/26/23 20:56	1
1,2-Dibromo-3-Chloropropane	ND		0.0100		mg/Kg		06/26/23 17:20	06/26/23 20:56	1
Dibromochloromethane	ND		0.00500		mg/Kg		06/26/23 17:20	06/26/23 20:56	1
1,2-Dibromoethane (EDB)	ND		0.00500		mg/Kg		06/26/23 17:20	06/26/23 20:56	1
Dibromomethane	ND		0.00500		mg/Kg		06/26/23 17:20	06/26/23 20:56	1
1,2-Dichlorobenzene	ND		0.00500		mg/Kg		06/26/23 17:20	06/26/23 20:56	1
1,3-Dichlorobenzene	ND		0.00500		mg/Kg		06/26/23 17:20	06/26/23 20:56	1
1,4-Dichlorobenzene	ND		0.00500		mg/Kg		06/26/23 17:20	06/26/23 20:56	1
Dichlorodifluoromethane (Freon 12)	ND		0.0100		mg/Kg		06/26/23 17:20	06/26/23 20:56	1
1,1-Dichloroethane	ND		0.00500		mg/Kg		06/26/23 17:20	06/26/23 20:56	1
1,2-Dichloroethane	ND		0.00500		mg/Kg		06/26/23 17:20	06/26/23 20:56	1
1,1-Dichloroethene	ND		0.00500		mg/Kg		06/26/23 17:20	06/26/23 20:56	1
cis-1,2-Dichloroethene	ND		0.00500		mg/Kg		06/26/23 17:20	06/26/23 20:56	1
trans-1,2-Dichloroethene	ND		0.00500		mg/Kg		06/26/23 17:20	06/26/23 20:56	1
1,2-Dichloropropane	ND		0.00500		mg/Kg		06/26/23 17:20	06/26/23 20:56	1
1,3-Dichloropropane	ND		0.00500		mg/Kg		06/26/23 17:20	06/26/23 20:56	1
2,2-Dichloropropane	ND		0.00500		mg/Kg		06/26/23 17:20	06/26/23 20:56	1
1,1-Dichloropropene	ND		0.00500		mg/Kg		06/26/23 17:20	06/26/23 20:56	1
cis-1,3-Dichloropropene	ND		0.00500		mg/Kg		06/26/23 17:20	06/26/23 20:56	1
trans-1,3-Dichloropropene	ND		0.00500		mg/Kg		06/26/23 17:20	06/26/23 20:56	1
Ethylbenzene	ND		0.00500		mg/Kg		06/26/23 17:20	06/26/23 20:56	1
Hexachlorobutadiene	ND		0.0100		mg/Kg		06/26/23 17:20	06/26/23 20:56	1
2-Hexanone (MBK)	ND		0.0100		mg/Kg		06/26/23 17:20	06/26/23 20:56	1
Isopropylbenzene	ND		0.00500		mg/Kg		06/26/23 17:20	06/26/23 20:56	1
4-Isopropyltoluene	ND		0.00500		mg/Kg		06/26/23 17:20	06/26/23 20:56	1
Methyl tert-butyl ether	ND		0.00500		mg/Kg		06/26/23 17:20	06/26/23 20:56	1
4-Methyl-2-pentanone (MIBK)	ND		0.0100		mg/Kg		06/26/23 17:20	06/26/23 20:56	1
Methylene Chloride	ND		0.0100		mg/Kg		06/26/23 17:20	06/26/23 20:56	1

QC Sample Results

Client: Groundwater & Environmental Services Inc
Job ID: 620-12296-1
Project/Site: Eversource Madison CT Area Work Center -

Method: 8260C - Volatile Organic Compounds (GC/MS) (Continued)

Lab Sample ID: MB 620-24048/3-A
Matrix: Solid
Analysis Batch: 24049

Client Sample ID: Method Blank
Prep Type: Total/NA
Prep Batch: 24048

Analyte	MB Result	MB Qualifier	RL		Unit	D	Prepared	Analyzed	Dil Fac
Naphthalene	ND		0.00500		mg/Kg		06/26/23 17:20	06/26/23 20:56	1
N-Propylbenzene	ND		0.00500		mg/Kg		06/26/23 17:20	06/26/23 20:56	1
Styrene	ND		0.00500		mg/Kg		06/26/23 17:20	06/26/23 20:56	1
1,1,1,2-Tetrachloroethane	ND		0.00500		mg/Kg		06/26/23 17:20	06/26/23 20:56	1
1,1,2,2-Tetrachloroethane	ND		0.00500		mg/Kg		06/26/23 17:20	06/26/23 20:56	1
Tetrachloroethene	ND		0.00500		mg/Kg		06/26/23 17:20	06/26/23 20:56	1
Toluene	ND		0.00500		mg/Kg		06/26/23 17:20	06/26/23 20:56	1
1,2,3-Trichlorobenzene	ND		0.00500		mg/Kg		06/26/23 17:20	06/26/23 20:56	1
1,2,4-Trichlorobenzene	ND		0.00500		mg/Kg		06/26/23 17:20	06/26/23 20:56	1
1,3,5-Trichlorobenzene	ND		0.00500		mg/Kg		06/26/23 17:20	06/26/23 20:56	1
1,1,1-Trichloroethane	ND		0.00500		mg/Kg		06/26/23 17:20	06/26/23 20:56	1
1,1,2-Trichloroethane	ND		0.00500		mg/Kg		06/26/23 17:20	06/26/23 20:56	1
Trichloroethene	ND		0.00500		mg/Kg		06/26/23 17:20	06/26/23 20:56	1
Trichlorofluoromethane (Freon 11)	ND		0.00500		mg/Kg		06/26/23 17:20	06/26/23 20:56	1
1,2,3-Trichloropropane	ND		0.00500		mg/Kg		06/26/23 17:20	06/26/23 20:56	1
1,2,4-Trimethylbenzene	ND		0.00500		mg/Kg		06/26/23 17:20	06/26/23 20:56	1
1,3,5-Trimethylbenzene	ND		0.00500		mg/Kg		06/26/23 17:20	06/26/23 20:56	1
Vinyl chloride	ND		0.00500		mg/Kg		06/26/23 17:20	06/26/23 20:56	1
m,p-Xylene	ND		0.00500		mg/Kg		06/26/23 17:20	06/26/23 20:56	1
o-Xylene	ND		0.00500		mg/Kg		06/26/23 17:20	06/26/23 20:56	1
Tetrahydrofuran	ND		0.0100		mg/Kg		06/26/23 17:20	06/26/23 20:56	1
Ethyl ether	ND		0.00500		mg/Kg		06/26/23 17:20	06/26/23 20:56	1
Tert-amyl methyl ether	ND		0.00500		mg/Kg		06/26/23 17:20	06/26/23 20:56	1
Ethyl tert-butyl ether	ND		0.00500		mg/Kg		06/26/23 17:20	06/26/23 20:56	1
di-Isopropyl ether	ND		0.00500		mg/Kg		06/26/23 17:20	06/26/23 20:56	1
tert-Butanol	ND		0.100		mg/Kg		06/26/23 17:20	06/26/23 20:56	1
1,4-Dioxane	ND		0.100		mg/Kg		06/26/23 17:20	06/26/23 20:56	1
trans-1,4-Dichloro-2-butene	ND		0.0250		mg/Kg		06/26/23 17:20	06/26/23 20:56	1
Ethanol	ND		1.00		mg/Kg		06/26/23 17:20	06/26/23 20:56	1
1,3-Dichloropropene, Total	ND		0.00500		mg/Kg		06/26/23 17:20	06/26/23 20:56	1
Xylenes, Total	ND		0.0150		mg/Kg		06/26/23 17:20	06/26/23 20:56	1

Surrogate	*MB %Recovery*	*MB Qualifier*	*Limits*	*Prepared*	*Analyzed*	*Dil Fac*
4-Bromofluorobenzene (Surr)	*100*		*70 - 130*	*06/26/23 17:20*	*06/26/23 20:56*	*1*
Toluene-d8 (Surr)	*99*		*70 - 130*	*06/26/23 17:20*	*06/26/23 20:56*	*1*
1,2-Dichloroethane-d4 (Surr)	*101*		*70 - 130*	*06/26/23 17:20*	*06/26/23 20:56*	*1*
Dibromofluoromethane (Surr)	*99*		*70 - 130*	*06/26/23 17:20*	*06/26/23 20:56*	*1*

Lab Sample ID: LCS 620-24048/1-A
Matrix: Solid
Analysis Batch: 24049

Client Sample ID: Lab Control Sample
Prep Type: Total/NA
Prep Batch: 24048

Analyte			Spike Added	LCS Result	LCS Qualifier	Unit	D	%Rec	%Rec Limits		
1,1,2-Trichlorotrifluoroethane (Freon 113)			0.0200	0.02056		mg/Kg		103	70 - 130		
Acetone			0.0200	0.02529	J	mg/Kg		126	70 - 130		
Acrylonitrile			0.0200	0.02166		mg/Kg		108	70 - 130		
Benzene			0.0200	0.02086		mg/Kg		104	70 - 130		
Bromobenzene			0.0200	0.02116		mg/Kg		106	70 - 130		

QC Sample Results

Client: Groundwater & Environmental Services Inc
Job ID: 620-12296-1
Project/Site: Eversource Madison CT Area Work Center -

Method: 8260C - Volatile Organic Compounds (GC/MS) (Continued)

Lab Sample ID: LCS 620-24048/1-A
Matrix: Solid
Analysis Batch: 24049

Client Sample ID: Lab Control Sample
Prep Type: Total/NA
Prep Batch: 24048

Analyte	Spike Added	LCS Result	LCS Qualifier	Unit	D	%Rec	%Rec Limits
Bromochloromethane	0.0200	0.02128		mg/Kg		106	70 - 130
Bromodichloromethane	0.0200	0.02055		mg/Kg		103	70 - 130
Bromoform	0.0200	0.02069		mg/Kg		103	70 - 130
Bromomethane	0.0200	0.01993		mg/Kg		100	70 - 130
2-Butanone (MEK)	0.0200	0.02275		mg/Kg		114	70 - 130
2-Chlorotoluene	0.0200	0.02062		mg/Kg		103	70 - 130
n-Butylbenzene	0.0200	0.02084		mg/Kg		104	70 - 130
sec-Butylbenzene	0.0200	0.02158		mg/Kg		108	70 - 130
tert-Butylbenzene	0.0200	0.02141		mg/Kg		107	70 - 130
Carbon disulfide	0.0200	0.02027		mg/Kg		101	70 - 130
Carbon tetrachloride	0.0200	0.02093		mg/Kg		105	70 - 130
Chlorobenzene	0.0200	0.02088		mg/Kg		104	70 - 130
Chloroethane	0.0200	0.02225		mg/Kg		111	70 - 130
Chloroform	0.0200	0.02077		mg/Kg		104	70 - 130
Chloromethane	0.0200	0.02088		mg/Kg		104	70 - 130
4-Chlorotoluene	0.0200	0.02153		mg/Kg		108	70 - 130
1,2-Dibromo-3-Chloropropane	0.0200	0.02132		mg/Kg		107	70 - 130
Dibromochloromethane	0.0200	0.02063		mg/Kg		103	70 - 130
1,2-Dibromoethane (EDB)	0.0200	0.02094		mg/Kg		105	70 - 130
Dibromomethane	0.0200	0.02070		mg/Kg		103	70 - 130
1,2-Dichlorobenzene	0.0200	0.02111		mg/Kg		106	70 - 130
1,3-Dichlorobenzene	0.0200	0.02175		mg/Kg		109	70 - 130
1,4-Dichlorobenzene	0.0200	0.02120		mg/Kg		106	70 - 130
Dichlorodifluoromethane (Freon 12)	0.0200	0.02030		mg/Kg		101	70 - 130
1,1-Dichloroethane	0.0200	0.02077		mg/Kg		104	70 - 130
1,2-Dichloroethane	0.0200	0.02131		mg/Kg		107	70 - 130
1,1-Dichloroethene	0.0200	0.02027		mg/Kg		101	70 - 130
cis-1,2-Dichloroethene	0.0200	0.02064		mg/Kg		103	70 - 130
trans-1,2-Dichloroethene	0.0200	0.02079		mg/Kg		104	70 - 130
1,2-Dichloropropane	0.0200	0.02081		mg/Kg		104	70 - 130
1,3-Dichloropropane	0.0200	0.02124		mg/Kg		106	70 - 130
2,2-Dichloropropane	0.0200	0.02098		mg/Kg		105	70 - 130
1,1-Dichloropropene	0.0200	0.02069		mg/Kg		103	70 - 130
cis-1,3-Dichloropropene	0.0200	0.02053		mg/Kg		103	70 - 130
trans-1,3-Dichloropropene	0.0200	0.02101		mg/Kg		105	70 - 130
Ethylbenzene	0.0200	0.02101		mg/Kg		105	70 - 130
Hexachlorobutadiene	0.0200	0.02230		mg/Kg		112	70 - 130
2-Hexanone (MBK)	0.0200	0.02141		mg/Kg		107	70 - 130
Isopropylbenzene	0.0200	0.02125		mg/Kg		106	70 - 130
4-Isopropyltoluene	0.0200	0.02101		mg/Kg		105	70 - 130
Methyl tert-butyl ether	0.0200	0.02096		mg/Kg		105	70 - 130
4-Methyl-2-pentanone (MIBK)	0.0200	0.02128		mg/Kg		106	70 - 130
Methylene Chloride	0.0200	0.01948		mg/Kg		97	70 - 130
Naphthalene	0.0200	0.02343		mg/Kg		117	70 - 130
N-Propylbenzene	0.0200	0.02127		mg/Kg		106	70 - 130
Styrene	0.0200	0.02120		mg/Kg		106	70 - 130
1,1,1,2-Tetrachloroethane	0.0200	0.02104		mg/Kg		105	70 - 130
1,1,2,2-Tetrachloroethane	0.0200	0.02110		mg/Kg		105	70 - 130

QC Sample Results

Client: Groundwater & Environmental Services Inc
Job ID: 620-12296-1
Project/Site: Eversource Madison CT Area Work Center -

Method: 8260C - Volatile Organic Compounds (GC/MS) (Continued)

Lab Sample ID: LCS 620-24048/1-A
Matrix: Solid
Analysis Batch: 24049

Client Sample ID: Lab Control Sample
Prep Type: Total/NA
Prep Batch: 24048

Analyte	Spike Added	LCS Result	LCS Qualifier	Unit	D	%Rec	%Rec Limits
Tetrachloroethene	0.0200	0.02099		mg/Kg		105	70 - 130
Toluene	0.0200	0.02095		mg/Kg		105	70 - 130
1,2,3-Trichlorobenzene	0.0200	0.02478		mg/Kg		124	70 - 130
1,2,4-Trichlorobenzene	0.0200	0.02380		mg/Kg		119	70 - 130
1,3,5-Trichlorobenzene	0.0200	0.02206		mg/Kg		110	70 - 130
1,1,1-Trichloroethane	0.0200	0.02117		mg/Kg		106	70 - 130
1,1,2-Trichloroethane	0.0200	0.02098		mg/Kg		105	70 - 130
Trichloroethene	0.0200	0.02075		mg/Kg		104	70 - 130
Trichlorofluoromethane (Freon 11)	0.0200	0.02133		mg/Kg		107	70 - 130
1,2,3-Trichloropropane	0.0200	0.02139		mg/Kg		107	70 - 130
1,2,4-Trimethylbenzene	0.0200	0.02152		mg/Kg		108	70 - 130
1,3,5-Trimethylbenzene	0.0200	0.02155		mg/Kg		108	70 - 130
Vinyl chloride	0.0200	0.02024		mg/Kg		101	70 - 130
m,p-Xylene	0.0200	0.02101		mg/Kg		105	70 - 130
o-Xylene	0.0200	0.02091		mg/Kg		105	70 - 130
Tetrahydrofuran	0.0200	0.02016		mg/Kg		101	70 - 130
Ethyl ether	0.0200	0.02049		mg/Kg		102	70 - 130
Tert-amyl methyl ether	0.0200	0.02071		mg/Kg		104	70 - 130
Ethyl tert-butyl ether	0.0200	0.02069		mg/Kg		103	70 - 130
di-Isopropyl ether	0.0200	0.02071		mg/Kg		104	70 - 130
tert-Butanol	0.200	0.2133		mg/Kg		107	70 - 130
1,4-Dioxane	0.200	0.2021		mg/Kg		101	70 - 130
trans-1,4-Dichloro-2-butene	0.0200	0.02140	J	mg/Kg		107	70 - 130
Ethanol	0.400	0.4385	J	mg/Kg		110	70 - 130

Surrogate	*LCS %Recovery*	*LCS Qualifier*	*Limits*
4-Bromofluorobenzene (Surr)	*101*		*70 - 130*
Toluene-d8 (Surr)	*101*		*70 - 130*
1,2-Dichloroethane-d4 (Surr)	*101*		*70 - 130*
Dibromofluoromethane (Surr)	*102*		*70 - 130*

Lab Sample ID: LCSD 620-24048/2-A
Matrix: Solid
Analysis Batch: 24049

Client Sample ID: Lab Control Sample Dup
Prep Type: Total/NA
Prep Batch: 24048

Analyte	Spike Added	LCSD Result	LCSD Qualifier	Unit	D	%Rec	%Rec Limits	RPD	RPD Limit
1,1,2-Trichlorotrifluoroethane (Freon 113)	0.0200	0.02045		mg/Kg		102	70 - 130	1	30
Acetone	0.0200	0.02329	J	mg/Kg		116	70 - 130	8	30
Acrylonitrile	0.0200	0.02113		mg/Kg		106	70 - 130	2	30
Benzene	0.0200	0.02053		mg/Kg		103	70 - 130	2	30
Bromobenzene	0.0200	0.02090		mg/Kg		105	70 - 130	1	30
Bromochloromethane	0.0200	0.02058		mg/Kg		103	70 - 130	3	30
Bromodichloromethane	0.0200	0.02051		mg/Kg		103	70 - 130	0	30
Bromoform	0.0200	0.02039		mg/Kg		102	70 - 130	1	30
Bromomethane	0.0200	0.01983		mg/Kg		99	70 - 130	0	30
2-Butanone (MEK)	0.0200	0.02127		mg/Kg		106	70 - 130	7	30
2-Chlorotoluene	0.0200	0.02176		mg/Kg		109	70 - 130	5	30

QC Sample Results

Client: Groundwater & Environmental Services Inc
Job ID: 620-12296-1
Project/Site: Eversource Madison CT Area Work Center -

Method: 8260C - Volatile Organic Compounds (GC/MS) (Continued)

Lab Sample ID: LCSD 620-24048/2-A
Matrix: Solid
Analysis Batch: 24049

Client Sample ID: Lab Control Sample Dup
Prep Type: Total/NA
Prep Batch: 24048

Analyte	Spike Added	LCSD Result	LCSD Qualifier	Unit	D	%Rec	%Rec Limits	RPD	RPD Limit
n-Butylbenzene	0.0200	0.02102		mg/Kg		105	70 - 130	1	30
sec-Butylbenzene	0.0200	0.02137		mg/Kg		107	70 - 130	1	30
tert-Butylbenzene	0.0200	0.02096		mg/Kg		105	70 - 130	2	30
Carbon disulfide	0.0200	0.02003		mg/Kg		100	70 - 130	1	30
Carbon tetrachloride	0.0200	0.02052		mg/Kg		103	70 - 130	2	30
Chlorobenzene	0.0200	0.02068		mg/Kg		103	70 - 130	1	30
Chloroethane	0.0200	0.02206		mg/Kg		110	70 - 130	1	30
Chloroform	0.0200	0.02041		mg/Kg		102	70 - 130	2	30
Chloromethane	0.0200	0.02015		mg/Kg		101	70 - 130	4	30
4-Chlorotoluene	0.0200	0.02100		mg/Kg		105	70 - 130	3	30
1,2-Dibromo-3-Chloropropane	0.0200	0.02086		mg/Kg		104	70 - 130	2	30
Dibromochloromethane	0.0200	0.02035		mg/Kg		102	70 - 130	1	30
1,2-Dibromoethane (EDB)	0.0200	0.02032		mg/Kg		102	70 - 130	3	30
Dibromomethane	0.0200	0.02015		mg/Kg		101	70 - 130	3	30
1,2-Dichlorobenzene	0.0200	0.02109		mg/Kg		105	70 - 130	0	30
1,3-Dichlorobenzene	0.0200	0.02147		mg/Kg		107	70 - 130	1	30
1,4-Dichlorobenzene	0.0200	0.02139		mg/Kg		107	70 - 130	1	30
Dichlorodifluoromethane (Freon 12)	0.0200	0.01983		mg/Kg		99	70 - 130	2	30
1,1-Dichloroethane	0.0200	0.02031		mg/Kg		102	70 - 130	2	30
1,2-Dichloroethane	0.0200	0.02057		mg/Kg		103	70 - 130	4	30
1,1-Dichloroethene	0.0200	0.01990		mg/Kg		99	70 - 130	2	30
cis-1,2-Dichloroethene	0.0200	0.02060		mg/Kg		103	70 - 130	0	30
trans-1,2-Dichloroethene	0.0200	0.02027		mg/Kg		101	70 - 130	2	30
1,2-Dichloropropane	0.0200	0.02024		mg/Kg		101	70 - 130	3	30
1,3-Dichloropropane	0.0200	0.02083		mg/Kg		104	70 - 130	2	30
2,2-Dichloropropane	0.0200	0.02029		mg/Kg		101	70 - 130	3	30
1,1-Dichloropropene	0.0200	0.02029		mg/Kg		101	70 - 130	2	30
cis-1,3-Dichloropropene	0.0200	0.02018		mg/Kg		101	70 - 130	2	30
trans-1,3-Dichloropropene	0.0200	0.02043		mg/Kg		102	70 - 130	3	30
Ethylbenzene	0.0200	0.02085		mg/Kg		104	70 - 130	1	30
Hexachlorobutadiene	0.0200	0.02243		mg/Kg		112	70 - 130	1	30
2-Hexanone (MBK)	0.0200	0.02041		mg/Kg		102	70 - 130	5	30
Isopropylbenzene	0.0200	0.02110		mg/Kg		106	70 - 130	1	30
4-Isopropyltoluene	0.0200	0.02096		mg/Kg		105	70 - 130	0	30
Methyl tert-butyl ether	0.0200	0.02078		mg/Kg		104	70 - 130	1	30
4-Methyl-2-pentanone (MIBK)	0.0200	0.02112		mg/Kg		106	70 - 130	1	30
Methylene Chloride	0.0200	0.01925		mg/Kg		96	70 - 130	1	30
Naphthalene	0.0200	0.02331		mg/Kg		117	70 - 130	1	30
N-Propylbenzene	0.0200	0.02102		mg/Kg		105	70 - 130	1	30
Styrene	0.0200	0.02095		mg/Kg		105	70 - 130	1	30
1,1,1,2-Tetrachloroethane	0.0200	0.02079		mg/Kg		104	70 - 130	1	30
1,1,2,2-Tetrachloroethane	0.0200	0.02099		mg/Kg		105	70 - 130	1	30
Tetrachloroethene	0.0200	0.02065		mg/Kg		103	70 - 130	2	30
Toluene	0.0200	0.02056		mg/Kg		103	70 - 130	2	30
1,2,3-Trichlorobenzene	0.0200	0.02380		mg/Kg		119	70 - 130	4	30
1,2,4-Trichlorobenzene	0.0200	0.02334		mg/Kg		117	70 - 130	2	30
1,3,5-Trichlorobenzene	0.0200	0.02193		mg/Kg		110	70 - 130	1	30
1,1,1-Trichloroethane	0.0200	0.02067		mg/Kg		103	70 - 130	2	30

QC Sample Results

Client: Groundwater & Environmental Services Inc
Job ID: 620-12296-1
Project/Site: Eversource Madison CT Area Work Center -

Method: 8260C - Volatile Organic Compounds (GC/MS) (Continued)

Lab Sample ID: LCSD 620-24048/2-A
Matrix: Solid
Analysis Batch: 24049

Client Sample ID: Lab Control Sample Dup
Prep Type: Total/NA
Prep Batch: 24048

Analyte			Spike Added	LCSD Result	LCSD Qualifier	Unit	D	%Rec	%Rec Limits	RPD	RPD Limit
1,1,2-Trichloroethane			0.0200	0.02079		mg/Kg		104	70 - 130	1	30
Trichloroethene			0.0200	0.02083		mg/Kg		104	70 - 130	0	30
Trichlorofluoromethane (Freon 11)			0.0200	0.02074		mg/Kg		104	70 - 130	3	30
1,2,3-Trichloropropane			0.0200	0.02076		mg/Kg		104	70 - 130	3	30
1,2,4-Trimethylbenzene			0.0200	0.02135		mg/Kg		107	70 - 130	1	30
1,3,5-Trimethylbenzene			0.0200	0.02115		mg/Kg		106	70 - 130	2	30
Vinyl chloride			0.0200	0.01987		mg/Kg		99	70 - 130	2	30
m,p-Xylene			0.0200	0.02081		mg/Kg		104	70 - 130	1	30
o-Xylene			0.0200	0.02077		mg/Kg		104	70 - 130	1	30
Tetrahydrofuran			0.0200	0.01903		mg/Kg		95	70 - 130	6	30
Ethyl ether			0.0200	0.02001		mg/Kg		100	70 - 130	2	30
Tert-amyl methyl ether			0.0200	0.02046		mg/Kg		102	70 - 130	1	30
Ethyl tert-butyl ether			0.0200	0.02016		mg/Kg		101	70 - 130	3	30
di-Isopropyl ether			0.0200	0.02024		mg/Kg		101	70 - 130	2	30
tert-Butanol			0.200	0.1951		mg/Kg		98	70 - 130	9	30
1,4-Dioxane			0.200	0.1963		mg/Kg		98	70 - 130	3	30
trans-1,4-Dichloro-2-butene			0.0200	0.02006	J	mg/Kg		100	70 - 130	6	30
Ethanol			0.400	0.3834	J	mg/Kg		96	70 - 130	13	30

Surrogate	*LCSD %Recovery*	*LCSD Qualifier*	*Limits*
4-Bromofluorobenzene (Surr)	*100*		*70 - 130*
Toluene-d8 (Surr)	*101*		*70 - 130*
1,2-Dichloroethane-d4 (Surr)	*100*		*70 - 130*
Dibromofluoromethane (Surr)	*101*		*70 - 130*

Lab Sample ID: MB 620-24112/3-A
Matrix: Solid
Analysis Batch: 24163

Client Sample ID: Method Blank
Prep Type: Total/NA
Prep Batch: 24112

Analyte	MB Result	MB Qualifier	RL		Unit	D	Prepared	Analyzed	Dil Fac
1,1,2-Trichlorotrifluoroethane (Freon 113)	ND		0.00500		mg/Kg		06/27/23 15:58	06/28/23 20:01	1
Acetone	ND		0.0500		mg/Kg		06/27/23 15:58	06/28/23 20:01	1
Acrylonitrile	ND		0.00500		mg/Kg		06/27/23 15:58	06/28/23 20:01	1
Benzene	ND		0.00500		mg/Kg		06/27/23 15:58	06/28/23 20:01	1
Bromobenzene	ND		0.00500		mg/Kg		06/27/23 15:58	06/28/23 20:01	1
Bromochloromethane	ND		0.00500		mg/Kg		06/27/23 15:58	06/28/23 20:01	1
Bromodichloromethane	ND		0.00500		mg/Kg		06/27/23 15:58	06/28/23 20:01	1
Bromoform	ND		0.00500		mg/Kg		06/27/23 15:58	06/28/23 20:01	1
Bromomethane	ND		0.0100		mg/Kg		06/27/23 15:58	06/28/23 20:01	1
2-Butanone (MEK)	ND		0.0100		mg/Kg		06/27/23 15:58	06/28/23 20:01	1
2-Chlorotoluene	ND		0.00500		mg/Kg		06/27/23 15:58	06/28/23 20:01	1
n-Butylbenzene	ND		0.0100		mg/Kg		06/27/23 15:58	06/28/23 20:01	1
sec-Butylbenzene	ND		0.00500		mg/Kg		06/27/23 15:58	06/28/23 20:01	1
tert-Butylbenzene	ND		0.00500		mg/Kg		06/27/23 15:58	06/28/23 20:01	1
Carbon disulfide	ND		0.0100		mg/Kg		06/27/23 15:58	06/28/23 20:01	1
Carbon tetrachloride	ND		0.00500		mg/Kg		06/27/23 15:58	06/28/23 20:01	1
Chlorobenzene	ND		0.00500		mg/Kg		06/27/23 15:58	06/28/23 20:01	1

QC Sample Results

Client: Groundwater & Environmental Services Inc
Job ID: 620-12296-1
Project/Site: Eversource Madison CT Area Work Center -

Method: 8260C - Volatile Organic Compounds (GC/MS) (Continued)

Lab Sample ID: MB 620-24112/3-A
Matrix: Solid
Analysis Batch: 24163

Client Sample ID: Method Blank
Prep Type: Total/NA
Prep Batch: 24112

Analyte	MB Result	MB Qualifier	RL		Unit	D	Prepared	Analyzed	Dil Fac
Chloroethane	ND		0.0100		mg/Kg		06/27/23 15:58	06/28/23 20:01	1
Chloroform	ND		0.00500		mg/Kg		06/27/23 15:58	06/28/23 20:01	1
Chloromethane	ND		0.0100		mg/Kg		06/27/23 15:58	06/28/23 20:01	1
4-Chlorotoluene	ND		0.00500		mg/Kg		06/27/23 15:58	06/28/23 20:01	1
1,2-Dibromo-3-Chloropropane	ND		0.0100		mg/Kg		06/27/23 15:58	06/28/23 20:01	1
Dibromochloromethane	ND		0.00500		mg/Kg		06/27/23 15:58	06/28/23 20:01	1
1,2-Dibromoethane (EDB)	ND		0.00500		mg/Kg		06/27/23 15:58	06/28/23 20:01	1
Dibromomethane	ND		0.00500		mg/Kg		06/27/23 15:58	06/28/23 20:01	1
1,2-Dichlorobenzene	ND		0.00500		mg/Kg		06/27/23 15:58	06/28/23 20:01	1
1,3-Dichlorobenzene	ND		0.00500		mg/Kg		06/27/23 15:58	06/28/23 20:01	1
1,4-Dichlorobenzene	ND		0.00500		mg/Kg		06/27/23 15:58	06/28/23 20:01	1
Dichlorodifluoromethane (Freon 12)	ND		0.0100		mg/Kg		06/27/23 15:58	06/28/23 20:01	1
1,1-Dichloroethane	ND		0.00500		mg/Kg		06/27/23 15:58	06/28/23 20:01	1
1,2-Dichloroethane	ND		0.00500		mg/Kg		06/27/23 15:58	06/28/23 20:01	1
1,1-Dichloroethene	ND		0.00500		mg/Kg		06/27/23 15:58	06/28/23 20:01	1
cis-1,2-Dichloroethene	ND		0.00500		mg/Kg		06/27/23 15:58	06/28/23 20:01	1
trans-1,2-Dichloroethene	ND		0.00500		mg/Kg		06/27/23 15:58	06/28/23 20:01	1
1,2-Dichloropropane	ND		0.00500		mg/Kg		06/27/23 15:58	06/28/23 20:01	1
1,3-Dichloropropane	ND		0.00500		mg/Kg		06/27/23 15:58	06/28/23 20:01	1
2,2-Dichloropropane	ND		0.00500		mg/Kg		06/27/23 15:58	06/28/23 20:01	1
1,1-Dichloropropene	ND		0.00500		mg/Kg		06/27/23 15:58	06/28/23 20:01	1
cis-1,3-Dichloropropene	ND		0.00500		mg/Kg		06/27/23 15:58	06/28/23 20:01	1
trans-1,3-Dichloropropene	ND		0.00500		mg/Kg		06/27/23 15:58	06/28/23 20:01	1
Ethylbenzene	ND		0.00500		mg/Kg		06/27/23 15:58	06/28/23 20:01	1
Hexachlorobutadiene	ND		0.0100		mg/Kg		06/27/23 15:58	06/28/23 20:01	1
2-Hexanone (MBK)	ND		0.0100		mg/Kg		06/27/23 15:58	06/28/23 20:01	1
Isopropylbenzene	ND		0.00500		mg/Kg		06/27/23 15:58	06/28/23 20:01	1
4-Isopropyltoluene	ND		0.00500		mg/Kg		06/27/23 15:58	06/28/23 20:01	1
Methyl tert-butyl ether	ND		0.00500		mg/Kg		06/27/23 15:58	06/28/23 20:01	1
4-Methyl-2-pentanone (MIBK)	ND		0.0100		mg/Kg		06/27/23 15:58	06/28/23 20:01	1
Methylene Chloride	ND		0.0100		mg/Kg		06/27/23 15:58	06/28/23 20:01	1
Naphthalene	ND		0.00500		mg/Kg		06/27/23 15:58	06/28/23 20:01	1
N-Propylbenzene	ND		0.00500		mg/Kg		06/27/23 15:58	06/28/23 20:01	1
Styrene	ND		0.00500		mg/Kg		06/27/23 15:58	06/28/23 20:01	1
1,1,1,2-Tetrachloroethane	ND		0.00500		mg/Kg		06/27/23 15:58	06/28/23 20:01	1
1,1,2,2-Tetrachloroethane	ND		0.00500		mg/Kg		06/27/23 15:58	06/28/23 20:01	1
Tetrachloroethene	ND		0.00500		mg/Kg		06/27/23 15:58	06/28/23 20:01	1
Toluene	ND		0.00500		mg/Kg		06/27/23 15:58	06/28/23 20:01	1
1,2,3-Trichlorobenzene	ND		0.00500		mg/Kg		06/27/23 15:58	06/28/23 20:01	1
1,2,4-Trichlorobenzene	ND		0.00500		mg/Kg		06/27/23 15:58	06/28/23 20:01	1
1,3,5-Trichlorobenzene	ND		0.00500		mg/Kg		06/27/23 15:58	06/28/23 20:01	1
1,1,1-Trichloroethane	ND		0.00500		mg/Kg		06/27/23 15:58	06/28/23 20:01	1
1,1,2-Trichloroethane	ND		0.00500		mg/Kg		06/27/23 15:58	06/28/23 20:01	1
Trichloroethene	ND		0.00500		mg/Kg		06/27/23 15:58	06/28/23 20:01	1
Trichlorofluoromethane (Freon 11)	ND		0.00500		mg/Kg		06/27/23 15:58	06/28/23 20:01	1
1,2,3-Trichloropropane	ND		0.00500		mg/Kg		06/27/23 15:58	06/28/23 20:01	1
1,2,4-Trimethylbenzene	ND		0.00500		mg/Kg		06/27/23 15:58	06/28/23 20:01	1
1,3,5-Trimethylbenzene	ND		0.00500		mg/Kg		06/27/23 15:58	06/28/23 20:01	1
Vinyl chloride	ND		0.00500		mg/Kg		06/27/23 15:58	06/28/23 20:01	1

QC Sample Results

Client: Groundwater & Environmental Services Inc
Job ID: 620-12296-1
Project/Site: Eversource Madison CT Area Work Center -

Method: 8260C - Volatile Organic Compounds (GC/MS) (Continued)

Lab Sample ID: MB 620-24112/3-A
Matrix: Solid
Analysis Batch: 24163

Client Sample ID: Method Blank
Prep Type: Total/NA
Prep Batch: 24112

Analyte	MB Result	MB Qualifier	RL		Unit	D	Prepared	Analyzed	Dil Fac
m,p-Xylene	ND		0.00500		mg/Kg		06/27/23 15:58	06/28/23 20:01	1
o-Xylene	ND		0.00500		mg/Kg		06/27/23 15:58	06/28/23 20:01	1
Tetrahydrofuran	ND		0.0100		mg/Kg		06/27/23 15:58	06/28/23 20:01	1
Ethyl ether	ND		0.00500		mg/Kg		06/27/23 15:58	06/28/23 20:01	1
Tert-amyl methyl ether	ND		0.00500		mg/Kg		06/27/23 15:58	06/28/23 20:01	1
Ethyl tert-butyl ether	ND		0.00500		mg/Kg		06/27/23 15:58	06/28/23 20:01	1
di-Isopropyl ether	ND		0.00500		mg/Kg		06/27/23 15:58	06/28/23 20:01	1
tert-Butanol	ND		0.100		mg/Kg		06/27/23 15:58	06/28/23 20:01	1
1,4-Dioxane	ND		0.100		mg/Kg		06/27/23 15:58	06/28/23 20:01	1
trans-1,4-Dichloro-2-butene	ND		0.0250		mg/Kg		06/27/23 15:58	06/28/23 20:01	1
Ethanol	ND		1.00		mg/Kg		06/27/23 15:58	06/28/23 20:01	1
1,3-Dichloropropene, Total	ND		0.00500		mg/Kg		06/27/23 15:58	06/28/23 20:01	1
Xylenes, Total	ND		0.0150		mg/Kg		06/27/23 15:58	06/28/23 20:01	1

Surrogate	*MB %Recovery*	*MB Qualifier*	*Limits*	*Prepared*	*Analyzed*	*Dil Fac*
4-Bromofluorobenzene (Surr)	*97*		*70 - 130*	*06/27/23 15:58*	*06/28/23 20:01*	*1*
Toluene-d8 (Surr)	*97*		*70 - 130*	*06/27/23 15:58*	*06/28/23 20:01*	*1*
1,2-Dichloroethane-d4 (Surr)	*99*		*70 - 130*	*06/27/23 15:58*	*06/28/23 20:01*	*1*
Dibromofluoromethane (Surr)	*97*		*70 - 130*	*06/27/23 15:58*	*06/28/23 20:01*	*1*

Lab Sample ID: LCS 620-24112/1-A
Matrix: Solid
Analysis Batch: 24163

Client Sample ID: Lab Control Sample
Prep Type: Total/NA
Prep Batch: 24112

Analyte	Spike Added	LCS Result	LCS Qualifier	Unit	D	%Rec	%Rec Limits
1,1,2-Trichlorotrifluoroethane (Freon 113)	0.0200	0.01894		mg/Kg		95	70 - 130
Acetone	0.0200	0.02726	J *+	mg/Kg		136	70 - 130
Acrylonitrile	0.0200	0.01940		mg/Kg		97	70 - 130
Benzene	0.0200	0.01954		mg/Kg		98	70 - 130
Bromobenzene	0.0200	0.01878		mg/Kg		94	70 - 130
Bromochloromethane	0.0200	0.01900		mg/Kg		95	70 - 130
Bromodichloromethane	0.0200	0.01864		mg/Kg		93	70 - 130
Bromoform	0.0200	0.01787		mg/Kg		89	70 - 130
Bromomethane	0.0200	0.01794		mg/Kg		90	70 - 130
2-Butanone (MEK)	0.0200	0.02074		mg/Kg		104	70 - 130
2-Chlorotoluene	0.0200	0.01855		mg/Kg		93	70 - 130
n-Butylbenzene	0.0200	0.01969		mg/Kg		98	70 - 130
sec-Butylbenzene	0.0200	0.01992		mg/Kg		100	70 - 130
tert-Butylbenzene	0.0200	0.01940		mg/Kg		97	70 - 130
Carbon disulfide	0.0200	0.01893		mg/Kg		95	70 - 130
Carbon tetrachloride	0.0200	0.01891		mg/Kg		95	70 - 130
Chlorobenzene	0.0200	0.01918		mg/Kg		96	70 - 130
Chloroethane	0.0200	0.01922		mg/Kg		96	70 - 130
Chloroform	0.0200	0.01866		mg/Kg		93	70 - 130
Chloromethane	0.0200	0.01894		mg/Kg		95	70 - 130
4-Chlorotoluene	0.0200	0.01962		mg/Kg		98	70 - 130
1,2-Dibromo-3-Chloropropane	0.0200	0.01802		mg/Kg		90	70 - 130
Dibromochloromethane	0.0200	0.01831		mg/Kg		92	70 - 130

QC Sample Results

Client: Groundwater & Environmental Services Inc
Job ID: 620-12296-1
Project/Site: Eversource Madison CT Area Work Center -

Method: 8260C - Volatile Organic Compounds (GC/MS) (Continued)

Lab Sample ID: LCS 620-24112/1-A
Matrix: Solid
Analysis Batch: 24163

Client Sample ID: Lab Control Sample
Prep Type: Total/NA
Prep Batch: 24112

Analyte	Spike Added	LCS Result	LCS Qualifier	Unit	D	%Rec	%Rec Limits
1,2-Dibromoethane (EDB)	0.0200	0.01900		mg/Kg		95	70 - 130
Dibromomethane	0.0200	0.01888		mg/Kg		94	70 - 130
1,2-Dichlorobenzene	0.0200	0.01942		mg/Kg		97	70 - 130
1,3-Dichlorobenzene	0.0200	0.01951		mg/Kg		98	70 - 130
1,4-Dichlorobenzene	0.0200	0.01950		mg/Kg		97	70 - 130
Dichlorodifluoromethane (Freon 12)	0.0200	0.01792		mg/Kg		90	70 - 130
1,1-Dichloroethane	0.0200	0.01904		mg/Kg		95	70 - 130
1,2-Dichloroethane	0.0200	0.01903		mg/Kg		95	70 - 130
1,1-Dichloroethene	0.0200	0.01909		mg/Kg		95	70 - 130
cis-1,2-Dichloroethene	0.0200	0.01907		mg/Kg		95	70 - 130
trans-1,2-Dichloroethene	0.0200	0.01902		mg/Kg		95	70 - 130
1,2-Dichloropropane	0.0200	0.01924		mg/Kg		96	70 - 130
1,3-Dichloropropane	0.0200	0.01899		mg/Kg		95	70 - 130
2,2-Dichloropropane	0.0200	0.01878		mg/Kg		94	70 - 130
1,1-Dichloropropene	0.0200	0.01905		mg/Kg		95	70 - 130
cis-1,3-Dichloropropene	0.0200	0.01846		mg/Kg		92	70 - 130
trans-1,3-Dichloropropene	0.0200	0.01871		mg/Kg		94	70 - 130
Ethylbenzene	0.0200	0.01957		mg/Kg		98	70 - 130
Hexachlorobutadiene	0.0200	0.01868		mg/Kg		93	70 - 130
2-Hexanone (MBK)	0.0200	0.01730		mg/Kg		86	70 - 130
Isopropylbenzene	0.0200	0.01961		mg/Kg		98	70 - 130
4-Isopropyltoluene	0.0200	0.01978		mg/Kg		99	70 - 130
Methyl tert-butyl ether	0.0200	0.01920		mg/Kg		96	70 - 130
4-Methyl-2-pentanone (MIBK)	0.0200	0.01849		mg/Kg		92	70 - 130
Methylene Chloride	0.0200	0.01858		mg/Kg		93	70 - 130
Naphthalene	0.0200	0.02032		mg/Kg		102	70 - 130
N-Propylbenzene	0.0200	0.01977		mg/Kg		99	70 - 130
Styrene	0.0200	0.01953		mg/Kg		98	70 - 130
1,1,1,2-Tetrachloroethane	0.0200	0.01865		mg/Kg		93	70 - 130
1,1,2,2-Tetrachloroethane	0.0200	0.01930		mg/Kg		97	70 - 130
Tetrachloroethene	0.0200	0.01862		mg/Kg		93	70 - 130
Toluene	0.0200	0.01952		mg/Kg		98	70 - 130
1,2,3-Trichlorobenzene	0.0200	0.02012		mg/Kg		101	70 - 130
1,2,4-Trichlorobenzene	0.0200	0.01927		mg/Kg		96	70 - 130
1,3,5-Trichlorobenzene	0.0200	0.01911		mg/Kg		96	70 - 130
1,1,1-Trichloroethane	0.0200	0.01900		mg/Kg		95	70 - 130
1,1,2-Trichloroethane	0.0200	0.01902		mg/Kg		95	70 - 130
Trichloroethene	0.0200	0.01966		mg/Kg		98	70 - 130
Trichlorofluoromethane (Freon 11)	0.0200	0.01888		mg/Kg		94	70 - 130
1,2,3-Trichloropropane	0.0200	0.01928		mg/Kg		96	70 - 130
1,2,4-Trimethylbenzene	0.0200	0.01974		mg/Kg		99	70 - 130
1,3,5-Trimethylbenzene	0.0200	0.01960		mg/Kg		98	70 - 130
Vinyl chloride	0.0200	0.01865		mg/Kg		93	70 - 130
m,p-Xylene	0.0200	0.01934		mg/Kg		97	70 - 130
o-Xylene	0.0200	0.01943		mg/Kg		97	70 - 130
Tetrahydrofuran	0.0200	0.01897		mg/Kg		95	70 - 130
Ethyl ether	0.0200	0.01888		mg/Kg		94	70 - 130

QC Sample Results

Client: Groundwater & Environmental Services Inc
Job ID: 620-12296-1
Project/Site: Eversource Madison CT Area Work Center -

Method: 8260C - Volatile Organic Compounds (GC/MS) (Continued)

Lab Sample ID: LCS 620-24112/1-A
Matrix: Solid
Analysis Batch: 24163

Client Sample ID: Lab Control Sample
Prep Type: Total/NA
Prep Batch: 24112

Analyte	Spike Added	LCS Result	LCS Qualifier	Unit	D	%Rec	%Rec Limits
Tert-amyl methyl ether	0.0200	0.01903		mg/Kg		95	70 - 130
Ethyl tert-butyl ether	0.0200	0.01924		mg/Kg		96	70 - 130
di-Isopropyl ether	0.0200	0.01940		mg/Kg		97	70 - 130
tert-Butanol	0.200	0.1870		mg/Kg		93	70 - 130
1,4-Dioxane	0.200	0.1940		mg/Kg		97	70 - 130
trans-1,4-Dichloro-2-butene	0.0200	0.01860	J	mg/Kg		93	70 - 130
Ethanol	0.400	0.3882	J	mg/Kg		97	70 - 130

Surrogate	*LCS %Recovery*	*LCS Qualifier*	*Limits*
4-Bromofluorobenzene (Surr)	*100*		*70 - 130*
Toluene-d8 (Surr)	*100*		*70 - 130*
1,2-Dichloroethane-d4 (Surr)	*99*		*70 - 130*
Dibromofluoromethane (Surr)	*100*		*70 - 130*

Lab Sample ID: LCSD 620-24112/2-A
Matrix: Solid
Analysis Batch: 24163

Client Sample ID: Lab Control Sample Dup
Prep Type: Total/NA
Prep Batch: 24112

Analyte	Spike Added	LCSD Result	LCSD Qualifier	Unit	D	%Rec	%Rec Limits	RPD	RPD Limit
1,1,2-Trichlorotrifluoroethane (Freon 113)	0.0200	0.01762		mg/Kg		88	70 - 130	7	30
Acetone	0.0200	0.02869	J *+	mg/Kg		143	70 - 130	5	30
Acrylonitrile	0.0200	0.01863		mg/Kg		93	70 - 130	4	30
Benzene	0.0200	0.01943		mg/Kg		97	70 - 130	1	30
Bromobenzene	0.0200	0.01853		mg/Kg		93	70 - 130	1	30
Bromochloromethane	0.0200	0.01927		mg/Kg		96	70 - 130	1	30
Bromodichloromethane	0.0200	0.01873		mg/Kg		94	70 - 130	0	30
Bromoform	0.0200	0.01819		mg/Kg		91	70 - 130	2	30
Bromomethane	0.0200	0.01790		mg/Kg		89	70 - 130	0	30
2-Butanone (MEK)	0.0200	0.02153		mg/Kg		108	70 - 130	4	30
2-Chlorotoluene	0.0200	0.01805		mg/Kg		90	70 - 130	3	30
n-Butylbenzene	0.0200	0.01737		mg/Kg		87	70 - 130	13	30
sec-Butylbenzene	0.0200	0.01848		mg/Kg		92	70 - 130	7	30
tert-Butylbenzene	0.0200	0.01908		mg/Kg		95	70 - 130	2	30
Carbon disulfide	0.0200	0.01845		mg/Kg		92	70 - 130	3	30
Carbon tetrachloride	0.0200	0.01858		mg/Kg		93	70 - 130	2	30
Chlorobenzene	0.0200	0.01889		mg/Kg		94	70 - 130	2	30
Chloroethane	0.0200	0.01922		mg/Kg		96	70 - 130	0	30
Chloroform	0.0200	0.01911		mg/Kg		96	70 - 130	2	30
Chloromethane	0.0200	0.01869		mg/Kg		93	70 - 130	1	30
4-Chlorotoluene	0.0200	0.01860		mg/Kg		93	70 - 130	5	30
1,2-Dibromo-3-Chloropropane	0.0200	0.01826		mg/Kg		91	70 - 130	1	30
Dibromochloromethane	0.0200	0.01866		mg/Kg		93	70 - 130	2	30
1,2-Dibromoethane (EDB)	0.0200	0.01947		mg/Kg		97	70 - 130	2	30
Dibromomethane	0.0200	0.01923		mg/Kg		96	70 - 130	2	30
1,2-Dichlorobenzene	0.0200	0.01894		mg/Kg		95	70 - 130	2	30
1,3-Dichlorobenzene	0.0200	0.01872		mg/Kg		94	70 - 130	4	30
1,4-Dichlorobenzene	0.0200	0.01884		mg/Kg		94	70 - 130	3	30

QC Sample Results

Client: Groundwater & Environmental Services Inc
Job ID: 620-12296-1
Project/Site: Eversource Madison CT Area Work Center -

Method: 8260C - Volatile Organic Compounds (GC/MS) (Continued)

Lab Sample ID: LCSD 620-24112/2-A
Matrix: Solid
Analysis Batch: 24163

Client Sample ID: Lab Control Sample Dup
Prep Type: Total/NA
Prep Batch: 24112

Analyte	Spike Added	LCSD Result	LCSD Qualifier	Unit	D	%Rec	%Rec Limits	RPD	RPD Limit
Dichlorodifluoromethane (Freon 12)	0.0200	0.01649		mg/Kg		82	70 - 130	8	30
1,1-Dichloroethane	0.0200	0.01915		mg/Kg		96	70 - 130	1	30
1,2-Dichloroethane	0.0200	0.01934		mg/Kg		97	70 - 130	2	30
1,1-Dichloroethene	0.0200	0.01850		mg/Kg		92	70 - 130	3	30
cis-1,2-Dichloroethene	0.0200	0.01918		mg/Kg		96	70 - 130	1	30
trans-1,2-Dichloroethene	0.0200	0.01852		mg/Kg		93	70 - 130	3	30
1,2-Dichloropropane	0.0200	0.01941		mg/Kg		97	70 - 130	1	30
1,3-Dichloropropane	0.0200	0.01964		mg/Kg		98	70 - 130	3	30
2,2-Dichloropropane	0.0200	0.01866		mg/Kg		93	70 - 130	1	30
1,1-Dichloropropene	0.0200	0.01864		mg/Kg		93	70 - 130	2	30
cis-1,3-Dichloropropene	0.0200	0.01868		mg/Kg		93	70 - 130	1	30
trans-1,3-Dichloropropene	0.0200	0.01894		mg/Kg		95	70 - 130	1	30
Ethylbenzene	0.0200	0.01860		mg/Kg		93	70 - 130	5	30
Hexachlorobutadiene	0.0200	0.01700		mg/Kg		85	70 - 130	9	30
2-Hexanone (MBK)	0.0200	0.01903		mg/Kg		95	70 - 130	10	30
Isopropylbenzene	0.0200	0.01887		mg/Kg		94	70 - 130	4	30
4-Isopropyltoluene	0.0200	0.01813		mg/Kg		91	70 - 130	9	30
Methyl tert-butyl ether	0.0200	0.01972		mg/Kg		99	70 - 130	3	30
4-Methyl-2-pentanone (MIBK)	0.0200	0.02010		mg/Kg		101	70 - 130	8	30
Methylene Chloride	0.0200	0.01859		mg/Kg		93	70 - 130	0	30
Naphthalene	0.0200	0.02085		mg/Kg		104	70 - 130	3	30
N-Propylbenzene	0.0200	0.01850		mg/Kg		93	70 - 130	7	30
Styrene	0.0200	0.01908		mg/Kg		95	70 - 130	2	30
1,1,1,2-Tetrachloroethane	0.0200	0.01873		mg/Kg		94	70 - 130	0	30
1,1,2,2-Tetrachloroethane	0.0200	0.01935		mg/Kg		97	70 - 130	0	30
Tetrachloroethene	0.0200	0.01767		mg/Kg		88	70 - 130	5	30
Toluene	0.0200	0.01929		mg/Kg		96	70 - 130	1	30
1,2,3-Trichlorobenzene	0.0200	0.01982		mg/Kg		99	70 - 130	1	30
1,2,4-Trichlorobenzene	0.0200	0.01857		mg/Kg		93	70 - 130	4	30
1,3,5-Trichlorobenzene	0.0200	0.01764		mg/Kg		88	70 - 130	8	30
1,1,1-Trichloroethane	0.0200	0.01902		mg/Kg		95	70 - 130	0	30
1,1,2-Trichloroethane	0.0200	0.01964		mg/Kg		98	70 - 130	3	30
Trichloroethene	0.0200	0.01942		mg/Kg		97	70 - 130	1	30
Trichlorofluoromethane (Freon 11)	0.0200	0.01787		mg/Kg		89	70 - 130	6	30
1,2,3-Trichloropropane	0.0200	0.01981		mg/Kg		99	70 - 130	3	30
1,2,4-Trimethylbenzene	0.0200	0.01877		mg/Kg		94	70 - 130	5	30
1,3,5-Trimethylbenzene	0.0200	0.01879		mg/Kg		94	70 - 130	4	30
Vinyl chloride	0.0200	0.01849		mg/Kg		92	70 - 130	1	30
m,p-Xylene	0.0200	0.01872		mg/Kg		94	70 - 130	3	30
o-Xylene	0.0200	0.01895		mg/Kg		95	70 - 130	2	30
Tetrahydrofuran	0.0200	0.01943		mg/Kg		97	70 - 130	2	30
Ethyl ether	0.0200	0.01953		mg/Kg		98	70 - 130	3	30
Tert-amyl methyl ether	0.0200	0.01944		mg/Kg		97	70 - 130	2	30
Ethyl tert-butyl ether	0.0200	0.01959		mg/Kg		98	70 - 130	2	30
di-Isopropyl ether	0.0200	0.01936		mg/Kg		97	70 - 130	0	30
tert-Butanol	0.200	0.1912		mg/Kg		96	70 - 130	2	30
1,4-Dioxane	0.200	0.2010		mg/Kg		101	70 - 130	4	30

QC Sample Results

Client: Groundwater & Environmental Services Inc
Job ID: 620-12296-1
Project/Site: Eversource Madison CT Area Work Center -

Method: 8260C - Volatile Organic Compounds (GC/MS) (Continued)

Lab Sample ID: LCSD 620-24112/2-A
Matrix: Solid
Analysis Batch: 24163

Client Sample ID: Lab Control Sample Dup
Prep Type: Total/NA
Prep Batch: 24112

Analyte			Spike Added	LCSD Result	LCSD Qualifier	Unit	D	%Rec	%Rec Limits	RPD	RPD Limit
trans-1,4-Dichloro-2-butene			0.0200	0.01864	J	mg/Kg		93	70 - 130	0	30
Ethanol			0.400	0.3937	J	mg/Kg		98	70 - 130	1	30

Surrogate	*LCSD %Recovery*	*LCSD Qualifier*	*Limits*
4-Bromofluorobenzene (Surr)	*100*		*70 - 130*
Toluene-d8 (Surr)	*101*		*70 - 130*
1,2-Dichloroethane-d4 (Surr)	*100*		*70 - 130*
Dibromofluoromethane (Surr)	*101*		*70 - 130*

QC Association Summary

Client: Groundwater & Environmental Services Inc
Job ID: 620-12296-1
Project/Site: Eversource Madison CT Area Work Center -

GC/MS VOA

Pre Prep Batch: 23899

Lab Sample ID	Client Sample ID	Prep Type	Matrix	Method	Prep Batch
620-12296-1	R-1	Total/NA	Solid	Frozen Preserve	
620-12296-2	R-2	Total/NA	Solid	Frozen Preserve	
620-12296-3	R-3	Total/NA	Solid	Frozen Preserve	
620-12296-4	R-4	Total/NA	Solid	Frozen Preserve	
620-12296-5	R-5	Total/NA	Solid	Frozen Preserve	
620-12296-6	R-6	Total/NA	Solid	Frozen Preserve	

Prep Batch: 24048

Lab Sample ID	Client Sample ID	Prep Type	Matrix	Method	Prep Batch
620-12296-1	R-1	Total/NA	Solid	5035	23899
620-12296-3	R-3	Total/NA	Solid	5035	23899
620-12296-5	R-5	Total/NA	Solid	5035	23899
620-12296-6	R-6	Total/NA	Solid	5035	23899
MB 620-24048/3-A	Method Blank	Total/NA	Solid	5035	
LCS 620-24048/1-A	Lab Control Sample	Total/NA	Solid	5035	
LCSD 620-24048/2-A	Lab Control Sample Dup	Total/NA	Solid	5035	

Analysis Batch: 24049

Lab Sample ID	Client Sample ID	Prep Type	Matrix	Method	Prep Batch
620-12296-1	R-1	Total/NA	Solid	8260C	24048
620-12296-3	R-3	Total/NA	Solid	8260C	24048
620-12296-5	R-5	Total/NA	Solid	8260C	24048
620-12296-6	R-6	Total/NA	Solid	8260C	24048
MB 620-24048/3-A	Method Blank	Total/NA	Solid	8260C	24048
LCS 620-24048/1-A	Lab Control Sample	Total/NA	Solid	8260C	24048
LCSD 620-24048/2-A	Lab Control Sample Dup	Total/NA	Solid	8260C	24048

Prep Batch: 24112

Lab Sample ID	Client Sample ID	Prep Type	Matrix	Method	Prep Batch
620-12296-2	R-2	Total/NA	Solid	5035	23899
620-12296-4	R-4	Total/NA	Solid	5035	23899
MB 620-24112/3-A	Method Blank	Total/NA	Solid	5035	
LCS 620-24112/1-A	Lab Control Sample	Total/NA	Solid	5035	
LCSD 620-24112/2-A	Lab Control Sample Dup	Total/NA	Solid	5035	

Analysis Batch: 24163

Lab Sample ID	Client Sample ID	Prep Type	Matrix	Method	Prep Batch
620-12296-2	R-2	Total/NA	Solid	8260C	24112
620-12296-4	R-4	Total/NA	Solid	8260C	24112
MB 620-24112/3-A	Method Blank	Total/NA	Solid	8260C	24112
LCS 620-24112/1-A	Lab Control Sample	Total/NA	Solid	8260C	24112
LCSD 620-24112/2-A	Lab Control Sample Dup	Total/NA	Solid	8260C	24112

QC Association Summary

Client: Groundwater & Environmental Services Inc
Job ID: 620-12296-1
Project/Site: Eversource Madison CT Area Work Center -

General Chemistry

Analysis Batch: 23993

Lab Sample ID	Client Sample ID	Prep Type	Matrix	Method	Prep Batch
620-12296-1	R-1	Total/NA	Solid	Moisture	
620-12296-2	R-2	Total/NA	Solid	Moisture	
620-12296-3	R-3	Total/NA	Solid	Moisture	
620-12296-4	R-4	Total/NA	Solid	Moisture	
620-12296-5	R-5	Total/NA	Solid	Moisture	
620-12296-6	R-6	Total/NA	Solid	Moisture	

Lab Chronicle

Client: Groundwater & Environmental Services Inc
Job ID: 620-12296-1
Project/Site: Eversource Madison CT Area Work Center -

Client Sample ID: R-1
Lab Sample ID: 620-12296-1
Date Collected: 06/21/23 10:00
Matrix: Solid
Date Received: 06/21/23 15:34

Prep Type	Batch Type	Batch Method	Run	Dilution Factor	Batch Number	Analyst	Lab	Prepared or Analyzed
Total/NA	Analysis	Moisture		1	23993	JPC	EET NE	06/23/23 15:21

Client Sample ID: R-1
Lab Sample ID: 620-12296-1
Date Collected: 06/21/23 10:00
Matrix: Solid
Date Received: 06/21/23 15:34
Percent Solids: 94.0

Prep Type	Batch Type	Batch Method	Run	Dilution Factor	Batch Number	Analyst	Lab	Prepared or Analyzed
Total/NA	Pre Prep	Frozen Preserve			23899	KFS	EET NE	06/21/23 20:19
Total/NA	Prep	5035			24048	CLR	EET NE	06/26/23 17:20
Total/NA	Analysis	8260C		1	24049	CLR	EET NE	06/27/23 00:41

Client Sample ID: R-2
Lab Sample ID: 620-12296-2
Date Collected: 06/21/23 10:20
Matrix: Solid
Date Received: 06/21/23 15:34

Prep Type	Batch Type	Batch Method	Run	Dilution Factor	Batch Number	Analyst	Lab	Prepared or Analyzed
Total/NA	Analysis	Moisture		1	23993	JPC	EET NE	06/23/23 15:21

Client Sample ID: R-2
Lab Sample ID: 620-12296-2
Date Collected: 06/21/23 10:20
Matrix: Solid
Date Received: 06/21/23 15:34
Percent Solids: 92.6

Prep Type	Batch Type	Batch Method	Run	Dilution Factor	Batch Number	Analyst	Lab	Prepared or Analyzed
Total/NA	Pre Prep	Frozen Preserve			23899	KFS	EET NE	06/21/23 20:19
Total/NA	Prep	5035			24112	CLR	EET NE	06/27/23 15:58
Total/NA	Analysis	8260C		1	24163	CLR	EET NE	06/28/23 20:26

Client Sample ID: R-3
Lab Sample ID: 620-12296-3
Date Collected: 06/21/23 11:10
Matrix: Solid
Date Received: 06/21/23 15:34

Prep Type	Batch Type	Batch Method	Run	Dilution Factor	Batch Number	Analyst	Lab	Prepared or Analyzed
Total/NA	Analysis	Moisture		1	23993	JPC	EET NE	06/23/23 15:21

Client Sample ID: R-3
Lab Sample ID: 620-12296-3
Date Collected: 06/21/23 11:10
Matrix: Solid
Date Received: 06/21/23 15:34
Percent Solids: 89.6

Prep Type	Batch Type	Batch Method	Run	Dilution Factor	Batch Number	Analyst	Lab	Prepared or Analyzed
Total/NA	Pre Prep	Frozen Preserve			23899	KFS	EET NE	06/21/23 20:19
Total/NA	Prep	5035			24048	CLR	EET NE	06/26/23 17:20
Total/NA	Analysis	8260C		1	24049	CLR	EET NE	06/27/23 01:32

Lab Chronicle

Client: Groundwater & Environmental Services Inc
Job ID: 620-12296-1
Project/Site: Eversource Madison CT Area Work Center -

Client Sample ID: R-4
Lab Sample ID: 620-12296-4
Date Collected: 06/21/23 09:10
Matrix: Solid
Date Received: 06/21/23 15:34

Prep Type	Batch Type	Batch Method	Run	Dilution Factor	Batch Number	Analyst	Lab	Prepared or Analyzed
Total/NA	Analysis	Moisture		1	23993	JPC	EET NE	06/23/23 15:21

Client Sample ID: R-4
Lab Sample ID: 620-12296-4
Date Collected: 06/21/23 09:10
Matrix: Solid
Date Received: 06/21/23 15:34
Percent Solids: 91.5

Prep Type	Batch Type	Batch Method	Run	Dilution Factor	Batch Number	Analyst	Lab	Prepared or Analyzed
Total/NA	Pre Prep	Frozen Preserve			23899	KFS	EET NE	06/21/23 20:19
Total/NA	Prep	5035			24112	CLR	EET NE	06/27/23 15:58
Total/NA	Analysis	8260C		1	24163	CLR	EET NE	06/28/23 20:52

Client Sample ID: R-5
Lab Sample ID: 620-12296-5
Date Collected: 06/21/23 09:15
Matrix: Solid
Date Received: 06/21/23 15:34

Prep Type	Batch Type	Batch Method	Run	Dilution Factor	Batch Number	Analyst	Lab	Prepared or Analyzed
Total/NA	Analysis	Moisture		1	23993	JPC	EET NE	06/23/23 15:21

Client Sample ID: R-5
Lab Sample ID: 620-12296-5
Date Collected: 06/21/23 09:15
Matrix: Solid
Date Received: 06/21/23 15:34
Percent Solids: 93.1

Prep Type	Batch Type	Batch Method	Run	Dilution Factor	Batch Number	Analyst	Lab	Prepared or Analyzed
Total/NA	Pre Prep	Frozen Preserve			23899	KFS	EET NE	06/21/23 20:19
Total/NA	Prep	5035			24048	CLR	EET NE	06/26/23 17:20
Total/NA	Analysis	8260C		1	24049	CLR	EET NE	06/27/23 02:23

Client Sample ID: R-6
Lab Sample ID: 620-12296-6
Date Collected: 06/21/23 09:20
Matrix: Solid
Date Received: 06/21/23 15:34

Prep Type	Batch Type	Batch Method	Run	Dilution Factor	Batch Number	Analyst	Lab	Prepared or Analyzed
Total/NA	Analysis	Moisture		1	23993	JPC	EET NE	06/23/23 15:21

Client Sample ID: R-6
Lab Sample ID: 620-12296-6
Date Collected: 06/21/23 09:20
Matrix: Solid
Date Received: 06/21/23 15:34
Percent Solids: 94.6

Prep Type	Batch Type	Batch Method	Run	Dilution Factor	Batch Number	Analyst	Lab	Prepared or Analyzed
Total/NA	Pre Prep	Frozen Preserve			23899	KFS	EET NE	06/21/23 20:19
Total/NA	Prep	5035			24048	CLR	EET NE	06/26/23 17:20
Total/NA	Analysis	8260C		1	24049	CLR	EET NE	06/27/23 02:48

Laboratory References:
EET NE = Eurofins New England, 646 Camp Ave, North Kingstown, RI 02852, TEL (413)789-9018

Accreditation/Certification Summary

Client: Groundwater & Environmental Services Inc
Job ID: 620-12296-1
Project/Site: Eversource Madison CT Area Work Center -

Laboratory: Eurofins New England

Unless otherwise noted, all analytes for this laboratory were covered under each accreditation/certification below.

Authority	Program	Identification Number	Expiration Date
Connecticut	State	PH-0722	06-30-24

The following analytes are included in this report, but the laboratory is not certified by the governing authority. This list may include analytes for which the agency does not offer certification.

Analysis Method	Prep Method	Matrix	Analyte
8260C	5035	Solid	1,1,1,2-Tetrachloroethane
8260C	5035	Solid	1,1,1-Trichloroethane
8260C	5035	Solid	1,1,2,2-Tetrachloroethane
8260C	5035	Solid	1,1,2-Trichloroethane
8260C	5035	Solid	1,1,2-Trichlorotrifluoroethane (Freon 113)
8260C	5035	Solid	1,1-Dichloroethane
8260C	5035	Solid	1,1-Dichloroethene
8260C	5035	Solid	1,1-Dichloropropene
8260C	5035	Solid	1,2,3-Trichlorobenzene
8260C	5035	Solid	1,2,3-Trichloropropane
8260C	5035	Solid	1,2,4-Trichlorobenzene
8260C	5035	Solid	1,2,4-Trimethylbenzene
8260C	5035	Solid	1,2-Dibromo-3-Chloropropane
8260C	5035	Solid	1,2-Dibromoethane (EDB)
8260C	5035	Solid	1,2-Dichlorobenzene
8260C	5035	Solid	1,2-Dichloroethane
8260C	5035	Solid	1,2-Dichloropropane
8260C	5035	Solid	1,3,5-Trichlorobenzene
8260C	5035	Solid	1,3,5-Trimethylbenzene
8260C	5035	Solid	1,3-Dichlorobenzene
8260C	5035	Solid	1,3-Dichloropropane
8260C	5035	Solid	1,3-Dichloropropene, Total
8260C	5035	Solid	1,4-Dichlorobenzene
8260C	5035	Solid	1,4-Dioxane
8260C	5035	Solid	2,2-Dichloropropane
8260C	5035	Solid	2-Butanone (MEK)
8260C	5035	Solid	2-Chlorotoluene
8260C	5035	Solid	2-Hexanone (MBK)
8260C	5035	Solid	4-Chlorotoluene
8260C	5035	Solid	4-Isopropyltoluene
8260C	5035	Solid	4-Methyl-2-pentanone (MIBK)
8260C	5035	Solid	Acetone
8260C	5035	Solid	Acrylonitrile
8260C	5035	Solid	Benzene
8260C	5035	Solid	Bromobenzene
8260C	5035	Solid	Bromochloromethane
8260C	5035	Solid	Bromodichloromethane
8260C	5035	Solid	Bromoform
8260C	5035	Solid	Bromomethane
8260C	5035	Solid	Carbon disulfide
8260C	5035	Solid	Carbon tetrachloride
8260C	5035	Solid	Chlorobenzene
8260C	5035	Solid	Chloroethane
8260C	5035	Solid	Chloroform
8260C	5035	Solid	Chloromethane

Accreditation/Certification Summary

Client: Groundwater & Environmental Services Inc
Job ID: 620-12296-1
Project/Site: Eversource Madison CT Area Work Center -

Laboratory: Eurofins New England (Continued)

Unless otherwise noted, all analytes for this laboratory were covered under each accreditation/certification below.

Authority	Program	Identification Number	Expiration Date

The following analytes are included in this report, but the laboratory is not certified by the governing authority. This list may include analytes for which the agency does not offer certification.

Analysis Method	Prep Method	Matrix	Analyte
8260C	5035	Solid	cis-1,2-Dichloroethene
8260C	5035	Solid	cis-1,3-Dichloropropene
8260C	5035	Solid	Dibromochloromethane
8260C	5035	Solid	Dibromomethane
8260C	5035	Solid	Dichlorodifluoromethane (Freon 12)
8260C	5035	Solid	di-Isopropyl ether
8260C	5035	Solid	Ethanol
8260C	5035	Solid	Ethyl ether
8260C	5035	Solid	Ethyl tert-butyl ether
8260C	5035	Solid	Ethylbenzene
8260C	5035	Solid	Hexachlorobutadiene
8260C	5035	Solid	Isopropylbenzene
8260C	5035	Solid	m,p-Xylene
8260C	5035	Solid	Methyl tert-butyl ether
8260C	5035	Solid	Methylene Chloride
8260C	5035	Solid	Naphthalene
8260C	5035	Solid	n-Butylbenzene
8260C	5035	Solid	N-Propylbenzene
8260C	5035	Solid	o-Xylene
8260C	5035	Solid	sec-Butylbenzene
8260C	5035	Solid	Styrene
8260C	5035	Solid	Tert-amyl methyl ether
8260C	5035	Solid	tert-Butanol
8260C	5035	Solid	tert-Butylbenzene
8260C	5035	Solid	Tetrachloroethene
8260C	5035	Solid	Tetrahydrofuran
8260C	5035	Solid	Toluene
8260C	5035	Solid	trans-1,2-Dichloroethene
8260C	5035	Solid	trans-1,3-Dichloropropene
8260C	5035	Solid	trans-1,4-Dichloro-2-butene
8260C	5035	Solid	Trichloroethene
8260C	5035	Solid	Trichlorofluoromethane (Freon 11)
8260C	5035	Solid	Vinyl chloride
8260C	5035	Solid	Xylenes, Total
Moisture		Solid	Percent Moisture
Moisture		Solid	Percent Solids

Method Summary

Client: Groundwater & Environmental Services Inc
Job ID: 620-12296-1
Project/Site: Eversource Madison CT Area Work Center -

Method	Method Description	Protocol	Laboratory
8260C	Volatile Organic Compounds (GC/MS)	SW846	EET NE
Moisture	Percent Moisture	EPA	EET NE
5035	Closed System Purge and Trap	SW846	EET NE
Frozen Preserve	Freezing Samples	None	EET NE

Protocol References:

EPA = US Environmental Protection Agency

None = None

SW846 = "Test Methods For Evaluating Solid Waste, Physical/Chemical Methods", Third Edition, November 1986 And Its Updates.

Laboratory References:

EET NE = Eurofins New England, 646 Camp Ave, North Kingstown, RI 02852, TEL (413)789-9018

Sample Summary

Client: Groundwater & Environmental Services Inc
Job ID: 620-12296-1
Project/Site: Eversource Madison CT Area Work Center -

Lab Sample ID	Client Sample ID	Matrix	Collected	Received
620-12296-1	R-1	Solid	06/21/23 10:00	06/21/23 15:34
620-12296-2	R-2	Solid	06/21/23 10:20	06/21/23 15:34
620-12296-3	R-3	Solid	06/21/23 11:10	06/21/23 15:34
620-12296-4	R-4	Solid	06/21/23 09:10	06/21/23 15:34
620-12296-5	R-5	Solid	06/21/23 09:15	06/21/23 15:34
620-12296-6	R-6	Solid	06/21/23 09:20	06/21/23 15:34

620-12296 Chain of Custody

ent Testing
land

12296

CHAIN OF CUSTODY RECORD

Page 1 of 1

Special Handling:

☐ Standard TAT - 7 to 10 business days

☑ Rush TAT - Date Needed: 5-day

All TATs subject to laboratory approval
Min. 24-hr notification needed for rushes
Samples disposed after 30 days unless otherwise instructed.

Report To: GES
100 Sebethe Drive
Unit 8-A
Cromwell, CT 06416
Telephone #: 866-839-5195 ext. 3839
Project Mgr: Michael DeGloria

Invoice To: GES via e-invoice
ges-invoices@gesonline.com
P O No.: Quote #:

Project No.:
Site Name: Eversource Madison AWC
Location: 135 New Road State: CT
Sampler(s): DON CUSTER

F=Field Filtered 1=Na_2S2O_3 2=HCl 3=H_2SO_4 4=HNO_3 5=NaOH 6=Ascorbic Acid
7=CH3OH 8=$NaHSO_4$ 9=Deionized Water 10=H_3PO_4 11= 12=

DW=Drinking Water GW=Groundwater SW=Surface Water WW=Waste Water
O=Oil SO=Soil SL=Sludge A=Indoor/Ambient Air SG=Soil Gas
X1= X2= X3=

G= Grab C=Compsite

Lab ID:	Sample ID:	Date:	Time:	Type	Matrix	Containers: # of VOA Vials	# of Amber Glass	# of Clear Glass	# of Plastic	Analysis: VOCs via 8260C	Check if chlorinated
01	R-1	6-21-23	1000	C	SO	3			1	X	☐
02	R-2	"	1020	C	"	"			"	"	☐
03	R-3	"	1110	C	"	"			"	"	☐
04	R-4	"	0910	C	"	"			"	"	☐
05	R-5	"	0915	C	"	"			"	"	☐
06	R-6	"	0920	C	"	"			"	"	☐
											☐
											☐
											☐
											☐

List Preservative Code below:

QA/QC Reporting Notes:
* additional charges may appply

MA DEP MCP CAM Report? ☐ Yes ☐ No
CT DPH RCP Report? ☑ Yes ☐ No
☑ Standard ☐ No QC ☐ DQA*
☐ ASP A* ☐ ASP B*
☐ NJ Reduced* ☐ NJ Full*
☐ Tier II* ☐ Tier IV*
☐ Other:
State-specific reporting standards.

Relinquished by:	Received by:	Date:	Time:	Temp °C
		6/21/23	1835	Observed 5.4
		6/22/23	1534	Correction Factor -0.2
				Corrected 5.2

☐ EDD format:
☑ E-mail to: GESInbox@gesonline.com, mdegloria@gesonline.com

Condition upon receipt: Custody Seals: ☐ Present ☐ Intact ☐ Broken
☐ Ambient ☑ Iced ☐ Refrigerated ☐ DI VOA Frozen ☐ Soil Jar Frozen

Sample Shipping Address: 126 Myron Street • West Springfield, MA 01089 • 413-788-9018
Lab Address: 646 Camp Ave • North Kingstown, RI 02852
www.EurofinsUS.com/Spectrum

Rev. Jan 2020

620-12296 Chain of Custody

ent Testing
land

12296

CHAIN OF CUSTODY RECORD

Page 1 of 1

Special Handling:

☐ Standard TAT - 7 to 10 business days

☑ Rush TAT - Date Needed: 5-day

All TATs subject to laboratory approval
Min. 24-hr notification needed for rushes
Samples disposed after 30 days unless otherwise instructed.

Report To: GES
100 Sebethe Drive
Unit 8-A
Cromwell, CT 06416
Telephone #: 866-839-5195 ext. 3839
Project Mgr: Michael DeGloria

Invoice To: GES via e-invoice
ges-invoices@gesonline.com
P O No.: Quote #:

Project No.:
Site Name: Eversource Madison AWC
Location: 135 New Road State: CT
Sampler(s): DON CUSTER

F=Field Filtered 1=Na_2S2O_3 2=HCl 3=H_2SO_4 4=HNO_3 5=NaOH 6=Ascorbic Acid
7=CH3OH 8=$NaHSO_4$ 9=Deionized Water 10=H_3PO_4 11= 12=

DW=Drinking Water GW=Groundwater SW=Surface Water WW=Waste Water
O=Oil SO=Soil SL=Sludge A=Indoor/Ambient Air SG=Soil Gas
X1= X2= X3=

G= Grab C=Compsite

Lab ID:	Sample ID:	Date:	Time:	Type	Matrix	Containers: # of VOA Vials	# of Amber Glass	# of Clear Glass	# of Plastic	Analysis: VOCs via 8260C	Check if chlorinated
01	R-1	6-21-23	1000	C	SO	3			1	X	☐
02	R-2	"	1020	C	"	"			"	"	☐
03	R-3	"	1110	C	"	"			"	"	☐
04	R-4	"	0910	C	"	"			"	"	☐
05	R-5	"	0915	C	"	"			"	"	☐
06	R-6	"	0920	C	"	"			"	"	☐
											☐
											☐
											☐
											☐

List Preservative Code below:

QA/QC Reporting Notes:
* additional charges may appply

MA DEP MCP CAM Report? ☐ Yes ☐ No
CT DPH RCP Report? ☑ Yes ☐ No
☑ Standard ☐ No QC ☐ DQA*
☐ ASP A* ☐ ASP B*
☐ NJ Reduced* ☐ NJ Full*
☐ Tier II* ☐ Tier IV*
☐ Other:
State-specific reporting standards.

Relinquished by:	Received by:	Date:	Time:	Temp °C
		6/21/23	1835	Observed 5.4
		6/22/23	1534	Correction Factor -0.2
				Corrected 5.2

☐ EDD format:
☑ E-mail to: GESInbox@gesonline.com, mdegloria@gesonline.com

Condition upon receipt: Custody Seals: ☐ Present ☐ Intact ☐ Broken
☐ Ambient ☑ Iced ☐ Refrigerated ☐ DI VOA Frozen ☐ Soil Jar Frozen

Sample Shipping Address: 126 Myron Street • West Springfield, MA 01089 • 413-788-9018
Lab Address: 646 Camp Ave • North Kingstown, RI 02852
www.EurofinsUS.com/Spectrum

Rev. Jan 2020

Login Sample Receipt Checklist

Client: Groundwater & Environmental Services Inc

Job Number: 620-12296-1

Login Number: 12296
List Number: 1
Creator: Makhoul, Elie

List Source: Eurofins New England

Question	Answer	Comment
Radioactivity wasn't checked or is </= background as measured by a survey meter.	N/A	
The cooler's custody seal, if present, is intact.	N/A	
Sample custody seals, if present, are intact.	N/A	
The cooler or samples do not appear to have been compromised or tampered with.	True	
Samples were received on ice.	True	
Cooler Temperature is acceptable.	True	
Cooler Temperature is recorded.	True	
COC is present.	True	
COC is filled out in ink and legible.	True	
COC is filled out with all pertinent information.	True	
Is the Field Sampler's name present on COC?	True	
There are no discrepancies between the containers received and the COC.	True	
Samples are received within Holding Time (excluding tests with immediate HTs)	True	
Sample containers have legible labels.	True	
Containers are not broken or leaking.	True	
Sample collection date/times are provided.	True	
Appropriate sample containers are used.	True	
Sample bottles are completely filled.	True	
Sample Preservation Verified.	True	
There is sufficient vol. for all requested analyses, incl. any requested MS/MSDs	True	
Containers requiring zero headspace have no headspace or bubble is <6mm (1/4").	True	
Multiphasic samples are not present.	True	
Samples do not require splitting or compositing.	True	
Residual Chlorine Checked.	N/A	

eurofins | Environment Testing

1 2 3 4 5 6 7 8 9 10 11 12 13 14 15 16

ANALYTICAL REPORT

PREPARED FOR

Attn: Michael DeGloria
Groundwater & Environmental Services Inc
100 Sebethe Drive
Unit A8
Cromwell, Connecticut 06416

Generated 7/5/2023 6:13:30 PM

JOB DESCRIPTION

Eversource Madison CT Area Work Center -

JOB NUMBER

620-12450-1

Eurofins New England
646 Camp Ave
North Kingstown RI 02852

See page two for job notes and contact information.

my EOL

Eurofins New England

Job Notes

This report may not be reproduced except in full, and with written approval from the laboratory. The results relate only to the samples tested. For questions please contact the Project Manager at the e-mail address or telephone number listed on this page.

The test results in this report relate only to the samples as received by the laboratory and will meet all requirements of the methodology, with any exceptions noted. This report shall not be reproduced except in full, without the express written approval of the laboratory. All questions should be directed to the Eurofins Environment Testing Northeast, LLC Project Manager.

Authorization



Generated
7/5/2023 6:13:30 PM

Authorized for release by
Agnes Huntley, Project Manager
Agnes.Huntley@et.eurofinsus.com
(401)372-3482

Table of Contents

Cover Page 1
Table of Contents 3
Definitions/Glossary 4
State Forms 5
RCP Checklist 5
Case Narrative 6
Detection Summary 7
Client Sample Results 8
Surrogate Summary 12
QC Sample Results 13
QC Association Summary 19
Lab Chronicle 20
Certification Summary 21
Method Summary 23
Sample Summary 24
Chain of Custody 25
Receipt Checklists 26

Definitions/Glossary

Client: Groundwater & Environmental Services Inc
Job ID: 620-12450-1
Project/Site: Eversource Madison CT Area Work Center -

Qualifiers

GC/MS VOA

Qualifier	Qualifier Description
J	Result is less than the RL but greater than or equal to the MDL and the concentration is an approximate value.

Glossary

Abbreviation	These commonly used abbreviations may or may not be present in this report.
¤	Listed under the "D" column to designate that the result is reported on a dry weight basis
%R	Percent Recovery
CFL	Contains Free Liquid
CFU	Colony Forming Unit
CNF	Contains No Free Liquid
DER	Duplicate Error Ratio (normalized absolute difference)
Dil Fac	Dilution Factor
DL	Detection Limit (DoD/DOE)
DL, RA, RE, IN	Indicates a Dilution, Re-analysis, Re-extraction, or additional Initial metals/anion analysis of the sample
DLC	Decision Level Concentration (Radiochemistry)
EDL	Estimated Detection Limit (Dioxin)
LOD	Limit of Detection (DoD/DOE)
LOQ	Limit of Quantitation (DoD/DOE)
MCL	EPA recommended "Maximum Contaminant Level"
MDA	Minimum Detectable Activity (Radiochemistry)
MDC	Minimum Detectable Concentration (Radiochemistry)
MDL	Method Detection Limit
ML	Minimum Level (Dioxin)
MPN	Most Probable Number
MQL	Method Quantitation Limit
NC	Not Calculated
ND	Not Detected at the reporting limit (or MDL or EDL if shown)
NEG	Negative / Absent
POS	Positive / Present
PQL	Practical Quantitation Limit
PRES	Presumptive
QC	Quality Control
RER	Relative Error Ratio (Radiochemistry)
RL	Reporting Limit or Requested Limit (Radiochemistry)
RPD	Relative Percent Difference, a measure of the relative difference between two points
TEF	Toxicity Equivalent Factor (Dioxin)
TEQ	Toxicity Equivalent Quotient (Dioxin)
TNTC	Too Numerous To Count

REASONABLE CONFIDENCE PROTOCOL
LABORATORY ANALYSIS QA/QC CERTIFICATION FORM

Laboratory Name: Eurofins New England

Client: Groundwater & Environmental Services Inc

Project Location: Eversource Madison CT Area Work Center -

Project Number: 620-12450-1

Laboratory Sample ID(s): 620-12450-1, 620-12450-2

Sampling Date(s): 06/28/2023

List RCP Methods Used: 8260C

1	For each analytical method referenced in this laboratory report package, were all specified QA/QC performance criteria followed, including the requirement to explain any criteria falling outside of acceptable guidelines, as specified in the CTDEP method-specific Resonable Confidence Protocol documents?	☑Yes ☐No
1A	Were the method specified handling, preservation, and holding time requirements met?	☑Yes ☐No ☐ See case narrative
1B	*VPH and EPH Methods only:* Was the VPH or EPH method conducted without significant modifications (see Section 11.3 of respective RCP methods)	☐Yes ☐No ☑N/A
2	Were all samples received by the laboratory in a condition consistent with that described on the associated chain-of-custody documents(s)?	☑Yes ☐No ☐ See case narrative
3	Were samples received at an appropriate temperature (<6° C)?	☑Yes ☐No ☐N/A
4	Were all QA/QC performance criteria specified in the CTDEP Reasonable Confidence Protocol documents achieved?	☑Yes ☐No
5	a) Were reporting limits specified or referenced on the chain-of-custody? b) Were these reporting limits met?	☑Yes ☐No ☐ See case narrative ☑Yes ☐No ☐N/A ☐ See case narrative
6	For each analytical method referenced in this laboratory report package, were results reported for all constituents identified in the method-specific analyte lists presented in the Reasonable Confidence Protocol documents?	☑Yes ☐No
7	Are project-specific matrix spike and/or laboratory duplicates included in this data set?	☑Yes ☐No

Notes: For all questions to which the response was "No" (with the exception of question #7), additional information must be provided in an attached narrative. If the answer to question #1, #1A, or #1B is "No", the data package does not meet requirements for "Reasonable Confidence." This form may not be altered and all questions must be answered.

I, the undersigned, attest under the pains and penalties of perjury that, to the best of my knowledge and belief and based upon my personal inquiry of those responsible for providing the information contained in this analytical report, such information is accurate and complete.

Authorized Signature: Agnes R Huntley Position: Project Manager

Printed Name: Agnes Huntley Date: 07/05/2023

Name of Laboratory: Eurofins New England

This certification form is to be used for RCP methods only.

CTDEP RCP Laboratory Analysis QA/QC Certification Form - November 2007
Laboratory Quality Assurance and Quality Control Guidance Reasonable Confidence Protocols

Case Narrative

Client: Groundwater & Environmental Services Inc
Job ID: 620-12450-1
Project/Site: Eversource Madison CT Area Work Center -

Job ID: 620-12450-1

Laboratory: Eurofins New England

Narrative

Job Narrative
620-12450-1

Comments
No additional comments.

Receipt
The samples were received on 6/28/2023 3:36 PM. Unless otherwise noted below, the samples arrived in good condition, and where required, properly preserved and on ice. The temperature of the cooler at receipt was 2.0º C.

GC/MS VOA
Methods 8260, 8260C: The continuing calibration verification (CCV) associated with batch 620-24324 exhibited % difference of > 10% for the following analyte: trans-1,4-Dichloro-2-butene; however, the results of the LCS were within the CCV acceptance limits. The EPA method requires that all target analytes in the continuing calibration verification standard be within 20% difference from the initial calibration. According to the laboratory standard operating procedure, the LCS is acceptable if it meets the CCV acceptance criteria.

No additional analytical or quality issues were noted, other than those described above or in the Definitions/Glossary page.

General Chemistry
No analytical or quality issues were noted, other than those described in the Definitions/Glossary page.

Detection Summary

Client: Groundwater & Environmental Services Inc
Job ID: 620-12450-1
Project/Site: Eversource Madison CT Area Work Center -

Client Sample ID: CS-1S (9.5) **Lab Sample ID: 620-12450-1**

No Detections.

Client Sample ID: CS-2S (10) **Lab Sample ID: 620-12450-2**

No Detections.

This Detection Summary does not include radiochemical test results.

Client Sample Results

Client: Groundwater & Environmental Services Inc
Job ID: 620-12450-1
Project/Site: Eversource Madison CT Area Work Center -

Client Sample ID: CS-1S (9.5)
Lab Sample ID: 620-12450-1
Date Collected: 06/28/23 12:15
Matrix: Solid
Date Received: 06/28/23 15:36
Percent Solids: 90.1

Method: SW846 8260C - Volatile Organic Compounds (GC/MS)

Analyte	Result	Qualifier	RL		Unit	D	Prepared	Analyzed	Dil Fac
1,1,2-Trichlorotrifluoroethane (Freon 113)	ND		0.00358		mg/Kg	☼	07/03/23 15:42	07/03/23 20:25	1
Acetone	ND		0.0358		mg/Kg	☼	07/03/23 15:42	07/03/23 20:25	1
Acrylonitrile	ND		0.00358		mg/Kg	☼	07/03/23 15:42	07/03/23 20:25	1
Benzene	ND		0.00358		mg/Kg	☼	07/03/23 15:42	07/03/23 20:25	1
Bromobenzene	ND		0.00358		mg/Kg	☼	07/03/23 15:42	07/03/23 20:25	1
Bromochloromethane	ND		0.00358		mg/Kg	☼	07/03/23 15:42	07/03/23 20:25	1
Bromodichloromethane	ND		0.00358		mg/Kg	☼	07/03/23 15:42	07/03/23 20:25	1
Bromoform	ND		0.00358		mg/Kg	☼	07/03/23 15:42	07/03/23 20:25	1
Bromomethane	ND		0.00716		mg/Kg	☼	07/03/23 15:42	07/03/23 20:25	1
2-Butanone (MEK)	ND		0.00716		mg/Kg	☼	07/03/23 15:42	07/03/23 20:25	1
2-Chlorotoluene	ND		0.00358		mg/Kg	☼	07/03/23 15:42	07/03/23 20:25	1
n-Butylbenzene	ND		0.00716		mg/Kg	☼	07/03/23 15:42	07/03/23 20:25	1
sec-Butylbenzene	ND		0.00358		mg/Kg	☼	07/03/23 15:42	07/03/23 20:25	1
tert-Butylbenzene	ND		0.00358		mg/Kg	☼	07/03/23 15:42	07/03/23 20:25	1
Carbon disulfide	ND		0.00716		mg/Kg	☼	07/03/23 15:42	07/03/23 20:25	1
Carbon tetrachloride	ND		0.00358		mg/Kg	☼	07/03/23 15:42	07/03/23 20:25	1
Chlorobenzene	ND		0.00358		mg/Kg	☼	07/03/23 15:42	07/03/23 20:25	1
Chloroethane	ND		0.00716		mg/Kg	☼	07/03/23 15:42	07/03/23 20:25	1
Chloroform	ND		0.00358		mg/Kg	☼	07/03/23 15:42	07/03/23 20:25	1
Chloromethane	ND		0.00716		mg/Kg	☼	07/03/23 15:42	07/03/23 20:25	1
4-Chlorotoluene	ND		0.00358		mg/Kg	☼	07/03/23 15:42	07/03/23 20:25	1
1,2-Dibromo-3-Chloropropane	ND		0.00716		mg/Kg	☼	07/03/23 15:42	07/03/23 20:25	1
Dibromochloromethane	ND		0.00358		mg/Kg	☼	07/03/23 15:42	07/03/23 20:25	1
1,2-Dibromoethane (EDB)	ND		0.00358		mg/Kg	☼	07/03/23 15:42	07/03/23 20:25	1
Dibromomethane	ND		0.00358		mg/Kg	☼	07/03/23 15:42	07/03/23 20:25	1
1,2-Dichlorobenzene	ND		0.00358		mg/Kg	☼	07/03/23 15:42	07/03/23 20:25	1
1,3-Dichlorobenzene	ND		0.00358		mg/Kg	☼	07/03/23 15:42	07/03/23 20:25	1
1,4-Dichlorobenzene	ND		0.00358		mg/Kg	☼	07/03/23 15:42	07/03/23 20:25	1
Dichlorodifluoromethane (Freon 12)	ND		0.00716		mg/Kg	☼	07/03/23 15:42	07/03/23 20:25	1
1,1-Dichloroethane	ND		0.00358		mg/Kg	☼	07/03/23 15:42	07/03/23 20:25	1
1,2-Dichloroethane	ND		0.00358		mg/Kg	☼	07/03/23 15:42	07/03/23 20:25	1
1,1-Dichloroethene	ND		0.00358		mg/Kg	☼	07/03/23 15:42	07/03/23 20:25	1
cis-1,2-Dichloroethene	ND		0.00358		mg/Kg	☼	07/03/23 15:42	07/03/23 20:25	1
trans-1,2-Dichloroethene	ND		0.00358		mg/Kg	☼	07/03/23 15:42	07/03/23 20:25	1
1,2-Dichloropropane	ND		0.00358		mg/Kg	☼	07/03/23 15:42	07/03/23 20:25	1
1,3-Dichloropropane	ND		0.00358		mg/Kg	☼	07/03/23 15:42	07/03/23 20:25	1
2,2-Dichloropropane	ND		0.00358		mg/Kg	☼	07/03/23 15:42	07/03/23 20:25	1
1,1-Dichloropropene	ND		0.00358		mg/Kg	☼	07/03/23 15:42	07/03/23 20:25	1
cis-1,3-Dichloropropene	ND		0.00358		mg/Kg	☼	07/03/23 15:42	07/03/23 20:25	1
trans-1,3-Dichloropropene	ND		0.00358		mg/Kg	☼	07/03/23 15:42	07/03/23 20:25	1
Ethylbenzene	ND		0.00358		mg/Kg	☼	07/03/23 15:42	07/03/23 20:25	1
Hexachlorobutadiene	ND		0.00716		mg/Kg	☼	07/03/23 15:42	07/03/23 20:25	1
2-Hexanone (MBK)	ND		0.00716		mg/Kg	☼	07/03/23 15:42	07/03/23 20:25	1
Isopropylbenzene	ND		0.00358		mg/Kg	☼	07/03/23 15:42	07/03/23 20:25	1
4-Isopropyltoluene	ND		0.00358		mg/Kg	☼	07/03/23 15:42	07/03/23 20:25	1
Methyl tert-butyl ether	ND		0.00358		mg/Kg	☼	07/03/23 15:42	07/03/23 20:25	1
4-Methyl-2-pentanone (MIBK)	ND		0.00716		mg/Kg	☼	07/03/23 15:42	07/03/23 20:25	1
Methylene Chloride	ND		0.00716		mg/Kg	☼	07/03/23 15:42	07/03/23 20:25	1
Naphthalene	ND		0.00358		mg/Kg	☼	07/03/23 15:42	07/03/23 20:25	1

Client Sample Results

Client: Groundwater & Environmental Services Inc
Job ID: 620-12450-1
Project/Site: Eversource Madison CT Area Work Center -

Client Sample ID: CS-1S (9.5)
Date Collected: 06/28/23 12:15
Date Received: 06/28/23 15:36

Lab Sample ID: 620-12450-1
Matrix: Solid
Percent Solids: 90.1

Method: SW846 8260C - Volatile Organic Compounds (GC/MS) (Continued)

Analyte	Result	Qualifier	RL		Unit	D	Prepared	Analyzed	Dil Fac
N-Propylbenzene	ND		0.00358		mg/Kg	☼	07/03/23 15:42	07/03/23 20:25	1
Styrene	ND		0.00358		mg/Kg	☼	07/03/23 15:42	07/03/23 20:25	1
1,1,1,2-Tetrachloroethane	ND		0.00358		mg/Kg	☼	07/03/23 15:42	07/03/23 20:25	1
1,1,2,2-Tetrachloroethane	ND		0.00358		mg/Kg	☼	07/03/23 15:42	07/03/23 20:25	1
Tetrachloroethene	ND		0.00358		mg/Kg	☼	07/03/23 15:42	07/03/23 20:25	1
Toluene	ND		0.00358		mg/Kg	☼	07/03/23 15:42	07/03/23 20:25	1
1,2,3-Trichlorobenzene	ND		0.00358		mg/Kg	☼	07/03/23 15:42	07/03/23 20:25	1
1,2,4-Trichlorobenzene	ND		0.00358		mg/Kg	☼	07/03/23 15:42	07/03/23 20:25	1
1,3,5-Trichlorobenzene	ND		0.00358		mg/Kg	☼	07/03/23 15:42	07/03/23 20:25	1
1,1,1-Trichloroethane	ND		0.00358		mg/Kg	☼	07/03/23 15:42	07/03/23 20:25	1
1,1,2-Trichloroethane	ND		0.00358		mg/Kg	☼	07/03/23 15:42	07/03/23 20:25	1
Trichloroethene	ND		0.00358		mg/Kg	☼	07/03/23 15:42	07/03/23 20:25	1
Trichlorofluoromethane (Freon 11)	ND		0.00358		mg/Kg	☼	07/03/23 15:42	07/03/23 20:25	1
1,2,3-Trichloropropane	ND		0.00358		mg/Kg	☼	07/03/23 15:42	07/03/23 20:25	1
1,2,4-Trimethylbenzene	ND		0.00358		mg/Kg	☼	07/03/23 15:42	07/03/23 20:25	1
1,3,5-Trimethylbenzene	ND		0.00358		mg/Kg	☼	07/03/23 15:42	07/03/23 20:25	1
Vinyl chloride	ND		0.00358		mg/Kg	☼	07/03/23 15:42	07/03/23 20:25	1
m,p-Xylene	ND		0.00358		mg/Kg	☼	07/03/23 15:42	07/03/23 20:25	1
o-Xylene	ND		0.00358		mg/Kg	☼	07/03/23 15:42	07/03/23 20:25	1
Tetrahydrofuran	ND		0.00716		mg/Kg	☼	07/03/23 15:42	07/03/23 20:25	1
Ethyl ether	ND		0.00358		mg/Kg	☼	07/03/23 15:42	07/03/23 20:25	1
Tert-amyl methyl ether	ND		0.00358		mg/Kg	☼	07/03/23 15:42	07/03/23 20:25	1
Ethyl tert-butyl ether	ND		0.00358		mg/Kg	☼	07/03/23 15:42	07/03/23 20:25	1
di-Isopropyl ether	ND		0.00358		mg/Kg	☼	07/03/23 15:42	07/03/23 20:25	1
tert-Butanol	ND		0.0716		mg/Kg	☼	07/03/23 15:42	07/03/23 20:25	1
1,4-Dioxane	ND		0.0716		mg/Kg	☼	07/03/23 15:42	07/03/23 20:25	1
trans-1,4-Dichloro-2-butene	ND		0.0179		mg/Kg	☼	07/03/23 15:42	07/03/23 20:25	1
Ethanol	ND		0.716		mg/Kg	☼	07/03/23 15:42	07/03/23 20:25	1
1,3-Dichloropropene, Total	ND		0.00358		mg/Kg	☼	07/03/23 15:42	07/03/23 20:25	1
Xylenes, Total	ND		0.0107		mg/Kg	☼	07/03/23 15:42	07/03/23 20:25	1

Surrogate	*%Recovery*	*Qualifier*	*Limits*	*Prepared*	*Analyzed*	*Dil Fac*
4-Bromofluorobenzene (Surr)	*96*		*70 - 130*	*07/03/23 15:42*	*07/03/23 20:25*	*1*
Toluene-d8 (Surr)	*93*		*70 - 130*	*07/03/23 15:42*	*07/03/23 20:25*	*1*
1,2-Dichloroethane-d4 (Surr)	*97*		*70 - 130*	*07/03/23 15:42*	*07/03/23 20:25*	*1*
Dibromofluoromethane (Surr)	*95*		*70 - 130*	*07/03/23 15:42*	*07/03/23 20:25*	*1*

General Chemistry

Analyte	Result	Qualifier	RL		Unit	D	Prepared	Analyzed	Dil Fac
Percent Moisture (EPA Moisture)	**9.9**		0.1		%			06/29/23 09:47	1
Percent Solids (EPA Moisture)	**90.1**		0.1		%			06/29/23 09:47	1

Client Sample Results

Client: Groundwater & Environmental Services Inc
Job ID: 620-12450-1
Project/Site: Eversource Madison CT Area Work Center -

Client Sample ID: CS-2S (10)
Lab Sample ID: 620-12450-2
Date Collected: 06/28/23 12:55
Matrix: Solid
Date Received: 06/28/23 15:36
Percent Solids: 92.7

Method: SW846 8260C - Volatile Organic Compounds (GC/MS)

Analyte	Result	Qualifier	RL		Unit	D	Prepared	Analyzed	Dil Fac
1,1,2-Trichlorotrifluoroethane (Freon 113)	ND		0.00290		mg/Kg	☼	07/03/23 15:42	07/03/23 20:50	1
Acetone	ND		0.0290		mg/Kg	☼	07/03/23 15:42	07/03/23 20:50	1
Acrylonitrile	ND		0.00290		mg/Kg	☼	07/03/23 15:42	07/03/23 20:50	1
Benzene	ND		0.00290		mg/Kg	☼	07/03/23 15:42	07/03/23 20:50	1
Bromobenzene	ND		0.00290		mg/Kg	☼	07/03/23 15:42	07/03/23 20:50	1
Bromochloromethane	ND		0.00290		mg/Kg	☼	07/03/23 15:42	07/03/23 20:50	1
Bromodichloromethane	ND		0.00290		mg/Kg	☼	07/03/23 15:42	07/03/23 20:50	1
Bromoform	ND		0.00290		mg/Kg	☼	07/03/23 15:42	07/03/23 20:50	1
Bromomethane	ND		0.00579		mg/Kg	☼	07/03/23 15:42	07/03/23 20:50	1
2-Butanone (MEK)	ND		0.00579		mg/Kg	☼	07/03/23 15:42	07/03/23 20:50	1
2-Chlorotoluene	ND		0.00290		mg/Kg	☼	07/03/23 15:42	07/03/23 20:50	1
n-Butylbenzene	ND		0.00579		mg/Kg	☼	07/03/23 15:42	07/03/23 20:50	1
sec-Butylbenzene	ND		0.00290		mg/Kg	☼	07/03/23 15:42	07/03/23 20:50	1
tert-Butylbenzene	ND		0.00290		mg/Kg	☼	07/03/23 15:42	07/03/23 20:50	1
Carbon disulfide	ND		0.00579		mg/Kg	☼	07/03/23 15:42	07/03/23 20:50	1
Carbon tetrachloride	ND		0.00290		mg/Kg	☼	07/03/23 15:42	07/03/23 20:50	1
Chlorobenzene	ND		0.00290		mg/Kg	☼	07/03/23 15:42	07/03/23 20:50	1
Chloroethane	ND		0.00579		mg/Kg	☼	07/03/23 15:42	07/03/23 20:50	1
Chloroform	ND		0.00290		mg/Kg	☼	07/03/23 15:42	07/03/23 20:50	1
Chloromethane	ND		0.00579		mg/Kg	☼	07/03/23 15:42	07/03/23 20:50	1
4-Chlorotoluene	ND		0.00290		mg/Kg	☼	07/03/23 15:42	07/03/23 20:50	1
1,2-Dibromo-3-Chloropropane	ND		0.00579		mg/Kg	☼	07/03/23 15:42	07/03/23 20:50	1
Dibromochloromethane	ND		0.00290		mg/Kg	☼	07/03/23 15:42	07/03/23 20:50	1
1,2-Dibromoethane (EDB)	ND		0.00290		mg/Kg	☼	07/03/23 15:42	07/03/23 20:50	1
Dibromomethane	ND		0.00290		mg/Kg	☼	07/03/23 15:42	07/03/23 20:50	1
1,2-Dichlorobenzene	ND		0.00290		mg/Kg	☼	07/03/23 15:42	07/03/23 20:50	1
1,3-Dichlorobenzene	ND		0.00290		mg/Kg	☼	07/03/23 15:42	07/03/23 20:50	1
1,4-Dichlorobenzene	ND		0.00290		mg/Kg	☼	07/03/23 15:42	07/03/23 20:50	1
Dichlorodifluoromethane (Freon 12)	ND		0.00579		mg/Kg	☼	07/03/23 15:42	07/03/23 20:50	1
1,1-Dichloroethane	ND		0.00290		mg/Kg	☼	07/03/23 15:42	07/03/23 20:50	1
1,2-Dichloroethane	ND		0.00290		mg/Kg	☼	07/03/23 15:42	07/03/23 20:50	1
1,1-Dichloroethene	ND		0.00290		mg/Kg	☼	07/03/23 15:42	07/03/23 20:50	1
cis-1,2-Dichloroethene	ND		0.00290		mg/Kg	☼	07/03/23 15:42	07/03/23 20:50	1
trans-1,2-Dichloroethene	ND		0.00290		mg/Kg	☼	07/03/23 15:42	07/03/23 20:50	1
1,2-Dichloropropane	ND		0.00290		mg/Kg	☼	07/03/23 15:42	07/03/23 20:50	1
1,3-Dichloropropane	ND		0.00290		mg/Kg	☼	07/03/23 15:42	07/03/23 20:50	1
2,2-Dichloropropane	ND		0.00290		mg/Kg	☼	07/03/23 15:42	07/03/23 20:50	1
1,1-Dichloropropene	ND		0.00290		mg/Kg	☼	07/03/23 15:42	07/03/23 20:50	1
cis-1,3-Dichloropropene	ND		0.00290		mg/Kg	☼	07/03/23 15:42	07/03/23 20:50	1
trans-1,3-Dichloropropene	ND		0.00290		mg/Kg	☼	07/03/23 15:42	07/03/23 20:50	1
Ethylbenzene	ND		0.00290		mg/Kg	☼	07/03/23 15:42	07/03/23 20:50	1
Hexachlorobutadiene	ND		0.00579		mg/Kg	☼	07/03/23 15:42	07/03/23 20:50	1
2-Hexanone (MBK)	ND		0.00579		mg/Kg	☼	07/03/23 15:42	07/03/23 20:50	1
Isopropylbenzene	ND		0.00290		mg/Kg	☼	07/03/23 15:42	07/03/23 20:50	1
4-Isopropyltoluene	ND		0.00290		mg/Kg	☼	07/03/23 15:42	07/03/23 20:50	1
Methyl tert-butyl ether	ND		0.00290		mg/Kg	☼	07/03/23 15:42	07/03/23 20:50	1
4-Methyl-2-pentanone (MIBK)	ND		0.00579		mg/Kg	☼	07/03/23 15:42	07/03/23 20:50	1
Methylene Chloride	ND		0.00579		mg/Kg	☼	07/03/23 15:42	07/03/23 20:50	1
Naphthalene	ND		0.00290		mg/Kg	☼	07/03/23 15:42	07/03/23 20:50	1

Client Sample Results

Client: Groundwater & Environmental Services Inc
Job ID: 620-12450-1
Project/Site: Eversource Madison CT Area Work Center -

Client Sample ID: CS-2S (10)
Lab Sample ID: 620-12450-2
Date Collected: 06/28/23 12:55
Matrix: Solid
Date Received: 06/28/23 15:36
Percent Solids: 92.7

Method: SW846 8260C - Volatile Organic Compounds (GC/MS) (Continued)

Analyte	Result	Qualifier	RL		Unit	D	Prepared	Analyzed	Dil Fac
N-Propylbenzene	ND		0.00290		mg/Kg	☼	07/03/23 15:42	07/03/23 20:50	1
Styrene	ND		0.00290		mg/Kg	☼	07/03/23 15:42	07/03/23 20:50	1
1,1,1,2-Tetrachloroethane	ND		0.00290		mg/Kg	☼	07/03/23 15:42	07/03/23 20:50	1
1,1,2,2-Tetrachloroethane	ND		0.00290		mg/Kg	☼	07/03/23 15:42	07/03/23 20:50	1
Tetrachloroethene	ND		0.00290		mg/Kg	☼	07/03/23 15:42	07/03/23 20:50	1
Toluene	ND		0.00290		mg/Kg	☼	07/03/23 15:42	07/03/23 20:50	1
1,2,3-Trichlorobenzene	ND		0.00290		mg/Kg	☼	07/03/23 15:42	07/03/23 20:50	1
1,2,4-Trichlorobenzene	ND		0.00290		mg/Kg	☼	07/03/23 15:42	07/03/23 20:50	1
1,3,5-Trichlorobenzene	ND		0.00290		mg/Kg	☼	07/03/23 15:42	07/03/23 20:50	1
1,1,1-Trichloroethane	ND		0.00290		mg/Kg	☼	07/03/23 15:42	07/03/23 20:50	1
1,1,2-Trichloroethane	ND		0.00290		mg/Kg	☼	07/03/23 15:42	07/03/23 20:50	1
Trichloroethene	ND		0.00290		mg/Kg	☼	07/03/23 15:42	07/03/23 20:50	1
Trichlorofluoromethane (Freon 11)	ND		0.00290		mg/Kg	☼	07/03/23 15:42	07/03/23 20:50	1
1,2,3-Trichloropropane	ND		0.00290		mg/Kg	☼	07/03/23 15:42	07/03/23 20:50	1
1,2,4-Trimethylbenzene	ND		0.00290		mg/Kg	☼	07/03/23 15:42	07/03/23 20:50	1
1,3,5-Trimethylbenzene	ND		0.00290		mg/Kg	☼	07/03/23 15:42	07/03/23 20:50	1
Vinyl chloride	ND		0.00290		mg/Kg	☼	07/03/23 15:42	07/03/23 20:50	1
m,p-Xylene	ND		0.00290		mg/Kg	☼	07/03/23 15:42	07/03/23 20:50	1
o-Xylene	ND		0.00290		mg/Kg	☼	07/03/23 15:42	07/03/23 20:50	1
Tetrahydrofuran	ND		0.00579		mg/Kg	☼	07/03/23 15:42	07/03/23 20:50	1
Ethyl ether	ND		0.00290		mg/Kg	☼	07/03/23 15:42	07/03/23 20:50	1
Tert-amyl methyl ether	ND		0.00290		mg/Kg	☼	07/03/23 15:42	07/03/23 20:50	1
Ethyl tert-butyl ether	ND		0.00290		mg/Kg	☼	07/03/23 15:42	07/03/23 20:50	1
di-Isopropyl ether	ND		0.00290		mg/Kg	☼	07/03/23 15:42	07/03/23 20:50	1
tert-Butanol	ND		0.0579		mg/Kg	☼	07/03/23 15:42	07/03/23 20:50	1
1,4-Dioxane	ND		0.0579		mg/Kg	☼	07/03/23 15:42	07/03/23 20:50	1
trans-1,4-Dichloro-2-butene	ND		0.0145		mg/Kg	☼	07/03/23 15:42	07/03/23 20:50	1
Ethanol	ND		0.579		mg/Kg	☼	07/03/23 15:42	07/03/23 20:50	1
1,3-Dichloropropene, Total	ND		0.00290		mg/Kg	☼	07/03/23 15:42	07/03/23 20:50	1
Xylenes, Total	ND		0.00869		mg/Kg	☼	07/03/23 15:42	07/03/23 20:50	1

Surrogate	*%Recovery*	*Qualifier*	*Limits*	*Prepared*	*Analyzed*	*Dil Fac*
4-Bromofluorobenzene (Surr)	*95*		*70 - 130*	*07/03/23 15:42*	*07/03/23 20:50*	*1*
Toluene-d8 (Surr)	*93*		*70 - 130*	*07/03/23 15:42*	*07/03/23 20:50*	*1*
1,2-Dichloroethane-d4 (Surr)	*98*		*70 - 130*	*07/03/23 15:42*	*07/03/23 20:50*	*1*
Dibromofluoromethane (Surr)	*96*		*70 - 130*	*07/03/23 15:42*	*07/03/23 20:50*	*1*

General Chemistry

Analyte	Result	Qualifier	RL		Unit	D	Prepared	Analyzed	Dil Fac
Percent Moisture (EPA Moisture)	**7.3**		0.1		%			06/29/23 09:47	1
Percent Solids (EPA Moisture)	**92.7**		0.1		%			06/29/23 09:47	1

Surrogate Summary

Client: Groundwater & Environmental Services Inc
Job ID: 620-12450-1
Project/Site: Eversource Madison CT Area Work Center -

Method: 8260C - Volatile Organic Compounds (GC/MS)

Matrix: Solid **Prep Type: Total/NA**

		Percent Surrogate Recovery (Acceptance Limits)			
		BFB	TOL	DCA	DBFM
Lab Sample ID	Client Sample ID	(70-130)	(70-130)	(70-130)	(70-130)
620-12450-1	CS-1S (9.5)	96	93	97	95
620-12450-2	CS-2S (10)	95	93	98	96
LCS 620-24321/1-A	Lab Control Sample	96	95	101	96
LCSD 620-24321/2-A	Lab Control Sample Dup	97	94	99	96
MB 620-24321/3-A	Method Blank	95	92	98	95

Surrogate Legend

BFB = 4-Bromofluorobenzene (Surr)
TOL = Toluene-d8 (Surr)
DCA = 1,2-Dichloroethane-d4 (Surr)
DBFM = Dibromofluoromethane (Surr)

QC Sample Results

Client: Groundwater & Environmental Services Inc
Job ID: 620-12450-1
Project/Site: Eversource Madison CT Area Work Center -

Method: 8260C - Volatile Organic Compounds (GC/MS)

Lab Sample ID: MB 620-24321/3-A
Matrix: Solid
Analysis Batch: 24324

Client Sample ID: Method Blank
Prep Type: Total/NA
Prep Batch: 24321

Analyte	MB Result	MB Qualifier	RL		Unit	D	Prepared	Analyzed	Dil Fac
1,1,2-Trichlorotrifluoroethane (Freon 113)	ND		0.00500		mg/Kg		07/03/23 15:42	07/03/23 19:33	1
Acetone	ND		0.0500		mg/Kg		07/03/23 15:42	07/03/23 19:33	1
Acrylonitrile	ND		0.00500		mg/Kg		07/03/23 15:42	07/03/23 19:33	1
Benzene	ND		0.00500		mg/Kg		07/03/23 15:42	07/03/23 19:33	1
Bromobenzene	ND		0.00500		mg/Kg		07/03/23 15:42	07/03/23 19:33	1
Bromochloromethane	ND		0.00500		mg/Kg		07/03/23 15:42	07/03/23 19:33	1
Bromodichloromethane	ND		0.00500		mg/Kg		07/03/23 15:42	07/03/23 19:33	1
Bromoform	ND		0.00500		mg/Kg		07/03/23 15:42	07/03/23 19:33	1
Bromomethane	ND		0.0100		mg/Kg		07/03/23 15:42	07/03/23 19:33	1
2-Butanone (MEK)	ND		0.0100		mg/Kg		07/03/23 15:42	07/03/23 19:33	1
2-Chlorotoluene	ND		0.00500		mg/Kg		07/03/23 15:42	07/03/23 19:33	1
n-Butylbenzene	ND		0.0100		mg/Kg		07/03/23 15:42	07/03/23 19:33	1
sec-Butylbenzene	ND		0.00500		mg/Kg		07/03/23 15:42	07/03/23 19:33	1
tert-Butylbenzene	ND		0.00500		mg/Kg		07/03/23 15:42	07/03/23 19:33	1
Carbon disulfide	ND		0.0100		mg/Kg		07/03/23 15:42	07/03/23 19:33	1
Carbon tetrachloride	ND		0.00500		mg/Kg		07/03/23 15:42	07/03/23 19:33	1
Chlorobenzene	ND		0.00500		mg/Kg		07/03/23 15:42	07/03/23 19:33	1
Chloroethane	ND		0.0100		mg/Kg		07/03/23 15:42	07/03/23 19:33	1
Chloroform	ND		0.00500		mg/Kg		07/03/23 15:42	07/03/23 19:33	1
Chloromethane	ND		0.0100		mg/Kg		07/03/23 15:42	07/03/23 19:33	1
4-Chlorotoluene	ND		0.00500		mg/Kg		07/03/23 15:42	07/03/23 19:33	1
1,2-Dibromo-3-Chloropropane	ND		0.0100		mg/Kg		07/03/23 15:42	07/03/23 19:33	1
Dibromochloromethane	ND		0.00500		mg/Kg		07/03/23 15:42	07/03/23 19:33	1
1,2-Dibromoethane (EDB)	ND		0.00500		mg/Kg		07/03/23 15:42	07/03/23 19:33	1
Dibromomethane	ND		0.00500		mg/Kg		07/03/23 15:42	07/03/23 19:33	1
1,2-Dichlorobenzene	ND		0.00500		mg/Kg		07/03/23 15:42	07/03/23 19:33	1
1,3-Dichlorobenzene	ND		0.00500		mg/Kg		07/03/23 15:42	07/03/23 19:33	1
1,4-Dichlorobenzene	ND		0.00500		mg/Kg		07/03/23 15:42	07/03/23 19:33	1
Dichlorodifluoromethane (Freon 12)	ND		0.0100		mg/Kg		07/03/23 15:42	07/03/23 19:33	1
1,1-Dichloroethane	ND		0.00500		mg/Kg		07/03/23 15:42	07/03/23 19:33	1
1,2-Dichloroethane	ND		0.00500		mg/Kg		07/03/23 15:42	07/03/23 19:33	1
1,1-Dichloroethene	ND		0.00500		mg/Kg		07/03/23 15:42	07/03/23 19:33	1
cis-1,2-Dichloroethene	ND		0.00500		mg/Kg		07/03/23 15:42	07/03/23 19:33	1
trans-1,2-Dichloroethene	ND		0.00500		mg/Kg		07/03/23 15:42	07/03/23 19:33	1
1,2-Dichloropropane	ND		0.00500		mg/Kg		07/03/23 15:42	07/03/23 19:33	1
1,3-Dichloropropane	ND		0.00500		mg/Kg		07/03/23 15:42	07/03/23 19:33	1
2,2-Dichloropropane	ND		0.00500		mg/Kg		07/03/23 15:42	07/03/23 19:33	1
1,1-Dichloropropene	ND		0.00500		mg/Kg		07/03/23 15:42	07/03/23 19:33	1
cis-1,3-Dichloropropene	ND		0.00500		mg/Kg		07/03/23 15:42	07/03/23 19:33	1
trans-1,3-Dichloropropene	ND		0.00500		mg/Kg		07/03/23 15:42	07/03/23 19:33	1
Ethylbenzene	ND		0.00500		mg/Kg		07/03/23 15:42	07/03/23 19:33	1
Hexachlorobutadiene	ND		0.0100		mg/Kg		07/03/23 15:42	07/03/23 19:33	1
2-Hexanone (MBK)	ND		0.0100		mg/Kg		07/03/23 15:42	07/03/23 19:33	1
Isopropylbenzene	ND		0.00500		mg/Kg		07/03/23 15:42	07/03/23 19:33	1
4-Isopropyltoluene	ND		0.00500		mg/Kg		07/03/23 15:42	07/03/23 19:33	1
Methyl tert-butyl ether	ND		0.00500		mg/Kg		07/03/23 15:42	07/03/23 19:33	1
4-Methyl-2-pentanone (MIBK)	ND		0.0100		mg/Kg		07/03/23 15:42	07/03/23 19:33	1
Methylene Chloride	ND		0.0100		mg/Kg		07/03/23 15:42	07/03/23 19:33	1

QC Sample Results

Client: Groundwater & Environmental Services Inc
Job ID: 620-12450-1
Project/Site: Eversource Madison CT Area Work Center -

Method: 8260C - Volatile Organic Compounds (GC/MS) (Continued)

Lab Sample ID: MB 620-24321/3-A
Matrix: Solid
Analysis Batch: 24324

Client Sample ID: Method Blank
Prep Type: Total/NA
Prep Batch: 24321

Analyte	MB Result	MB Qualifier	RL		Unit	D	Prepared	Analyzed	Dil Fac
Naphthalene	ND		0.00500		mg/Kg		07/03/23 15:42	07/03/23 19:33	1
N-Propylbenzene	ND		0.00500		mg/Kg		07/03/23 15:42	07/03/23 19:33	1
Styrene	ND		0.00500		mg/Kg		07/03/23 15:42	07/03/23 19:33	1
1,1,1,2-Tetrachloroethane	ND		0.00500		mg/Kg		07/03/23 15:42	07/03/23 19:33	1
1,1,2,2-Tetrachloroethane	ND		0.00500		mg/Kg		07/03/23 15:42	07/03/23 19:33	1
Tetrachloroethene	ND		0.00500		mg/Kg		07/03/23 15:42	07/03/23 19:33	1
Toluene	ND		0.00500		mg/Kg		07/03/23 15:42	07/03/23 19:33	1
1,2,3-Trichlorobenzene	ND		0.00500		mg/Kg		07/03/23 15:42	07/03/23 19:33	1
1,2,4-Trichlorobenzene	ND		0.00500		mg/Kg		07/03/23 15:42	07/03/23 19:33	1
1,3,5-Trichlorobenzene	ND		0.00500		mg/Kg		07/03/23 15:42	07/03/23 19:33	1
1,1,1-Trichloroethane	ND		0.00500		mg/Kg		07/03/23 15:42	07/03/23 19:33	1
1,1,2-Trichloroethane	ND		0.00500		mg/Kg		07/03/23 15:42	07/03/23 19:33	1
Trichloroethene	ND		0.00500		mg/Kg		07/03/23 15:42	07/03/23 19:33	1
Trichlorofluoromethane (Freon 11)	ND		0.00500		mg/Kg		07/03/23 15:42	07/03/23 19:33	1
1,2,3-Trichloropropane	ND		0.00500		mg/Kg		07/03/23 15:42	07/03/23 19:33	1
1,2,4-Trimethylbenzene	ND		0.00500		mg/Kg		07/03/23 15:42	07/03/23 19:33	1
1,3,5-Trimethylbenzene	ND		0.00500		mg/Kg		07/03/23 15:42	07/03/23 19:33	1
Vinyl chloride	ND		0.00500		mg/Kg		07/03/23 15:42	07/03/23 19:33	1
m,p-Xylene	ND		0.00500		mg/Kg		07/03/23 15:42	07/03/23 19:33	1
o-Xylene	ND		0.00500		mg/Kg		07/03/23 15:42	07/03/23 19:33	1
Tetrahydrofuran	ND		0.0100		mg/Kg		07/03/23 15:42	07/03/23 19:33	1
Ethyl ether	ND		0.00500		mg/Kg		07/03/23 15:42	07/03/23 19:33	1
Tert-amyl methyl ether	ND		0.00500		mg/Kg		07/03/23 15:42	07/03/23 19:33	1
Ethyl tert-butyl ether	ND		0.00500		mg/Kg		07/03/23 15:42	07/03/23 19:33	1
di-Isopropyl ether	ND		0.00500		mg/Kg		07/03/23 15:42	07/03/23 19:33	1
tert-Butanol	ND		0.100		mg/Kg		07/03/23 15:42	07/03/23 19:33	1
1,4-Dioxane	ND		0.100		mg/Kg		07/03/23 15:42	07/03/23 19:33	1
trans-1,4-Dichloro-2-butene	ND		0.0250		mg/Kg		07/03/23 15:42	07/03/23 19:33	1
Ethanol	ND		1.00		mg/Kg		07/03/23 15:42	07/03/23 19:33	1
1,3-Dichloropropene, Total	ND		0.00500		mg/Kg		07/03/23 15:42	07/03/23 19:33	1
Xylenes, Total	ND		0.0150		mg/Kg		07/03/23 15:42	07/03/23 19:33	1

Surrogate	*MB %Recovery*	*MB Qualifier*	*Limits*	*Prepared*	*Analyzed*	*Dil Fac*
4-Bromofluorobenzene (Surr)	*95*		*70 - 130*	*07/03/23 15:42*	*07/03/23 19:33*	*1*
Toluene-d8 (Surr)	*92*		*70 - 130*	*07/03/23 15:42*	*07/03/23 19:33*	*1*
1,2-Dichloroethane-d4 (Surr)	*98*		*70 - 130*	*07/03/23 15:42*	*07/03/23 19:33*	*1*
Dibromofluoromethane (Surr)	*95*		*70 - 130*	*07/03/23 15:42*	*07/03/23 19:33*	*1*

Lab Sample ID: LCS 620-24321/1-A
Matrix: Solid
Analysis Batch: 24324

Client Sample ID: Lab Control Sample
Prep Type: Total/NA
Prep Batch: 24321

Analyte	Spike Added	LCS Result	LCS Qualifier	Unit	D	%Rec	%Rec Limits
1,1,2-Trichlorotrifluoroethane (Freon 113)	0.0200	0.01726		mg/Kg		86	70 - 130
Acetone	0.0200	0.01655	J	mg/Kg		83	70 - 130
Acrylonitrile	0.0200	0.01738		mg/Kg		87	70 - 130
Benzene	0.0200	0.01723		mg/Kg		86	70 - 130
Bromobenzene	0.0200	0.01874		mg/Kg		94	70 - 130

QC Sample Results

Client: Groundwater & Environmental Services Inc
Job ID: 620-12450-1
Project/Site: Eversource Madison CT Area Work Center -

Method: 8260C - Volatile Organic Compounds (GC/MS) (Continued)

Lab Sample ID: LCS 620-24321/1-A
Matrix: Solid
Analysis Batch: 24324

Client Sample ID: Lab Control Sample
Prep Type: Total/NA
Prep Batch: 24321

Analyte	Spike Added	LCS Result	LCS Qualifier	Unit	D	%Rec	%Rec Limits
Bromochloromethane	0.0200	0.01669		mg/Kg		83	70 - 130
Bromodichloromethane	0.0200	0.01667		mg/Kg		83	70 - 130
Bromoform	0.0200	0.01800		mg/Kg		90	70 - 130
Bromomethane	0.0200	0.01552		mg/Kg		78	70 - 130
2-Butanone (MEK)	0.0200	0.01817		mg/Kg		91	70 - 130
2-Chlorotoluene	0.0200	0.02025		mg/Kg		101	70 - 130
n-Butylbenzene	0.0200	0.02200		mg/Kg		110	70 - 130
sec-Butylbenzene	0.0200	0.01988		mg/Kg		99	70 - 130
tert-Butylbenzene	0.0200	0.01738		mg/Kg		87	70 - 130
Carbon disulfide	0.0200	0.01739		mg/Kg		87	70 - 130
Carbon tetrachloride	0.0200	0.01668		mg/Kg		83	70 - 130
Chlorobenzene	0.0200	0.01914		mg/Kg		96	70 - 130
Chloroethane	0.0200	0.01642		mg/Kg		82	70 - 130
Chloroform	0.0200	0.01672		mg/Kg		84	70 - 130
Chloromethane	0.0200	0.01740		mg/Kg		87	70 - 130
4-Chlorotoluene	0.0200	0.01962		mg/Kg		98	70 - 130
1,2-Dibromo-3-Chloropropane	0.0200	0.02055		mg/Kg		103	70 - 130
Dibromochloromethane	0.0200	0.01655		mg/Kg		83	70 - 130
1,2-Dibromoethane (EDB)	0.0200	0.01691		mg/Kg		85	70 - 130
Dibromomethane	0.0200	0.01675		mg/Kg		84	70 - 130
1,2-Dichlorobenzene	0.0200	0.02071		mg/Kg		104	70 - 130
1,3-Dichlorobenzene	0.0200	0.01930		mg/Kg		97	70 - 130
1,4-Dichlorobenzene	0.0200	0.02064		mg/Kg		103	70 - 130
Dichlorodifluoromethane (Freon 12)	0.0200	0.01955		mg/Kg		98	70 - 130
1,1-Dichloroethane	0.0200	0.01718		mg/Kg		86	70 - 130
1,2-Dichloroethane	0.0200	0.01649		mg/Kg		82	70 - 130
1,1-Dichloroethene	0.0200	0.01698		mg/Kg		85	70 - 130
cis-1,2-Dichloroethene	0.0200	0.01727		mg/Kg		86	70 - 130
trans-1,2-Dichloroethene	0.0200	0.01718		mg/Kg		86	70 - 130
1,2-Dichloropropane	0.0200	0.01738		mg/Kg		87	70 - 130
1,3-Dichloropropane	0.0200	0.01720		mg/Kg		86	70 - 130
2,2-Dichloropropane	0.0200	0.01759		mg/Kg		88	70 - 130
1,1-Dichloropropene	0.0200	0.01735		mg/Kg		87	70 - 130
cis-1,3-Dichloropropene	0.0200	0.01745		mg/Kg		87	70 - 130
trans-1,3-Dichloropropene	0.0200	0.01693		mg/Kg		85	70 - 130
Ethylbenzene	0.0200	0.01945		mg/Kg		97	70 - 130
Hexachlorobutadiene	0.0200	0.02056		mg/Kg		103	70 - 130
2-Hexanone (MBK)	0.0200	0.01742		mg/Kg		87	70 - 130
Isopropylbenzene	0.0200	0.01999		mg/Kg		100	70 - 130
4-Isopropyltoluene	0.0200	0.02175		mg/Kg		109	70 - 130
Methyl tert-butyl ether	0.0200	0.01784		mg/Kg		89	70 - 130
4-Methyl-2-pentanone (MIBK)	0.0200	0.01709		mg/Kg		85	70 - 130
Methylene Chloride	0.0200	0.01667		mg/Kg		83	70 - 130
Naphthalene	0.0200	0.02345		mg/Kg		117	70 - 130
N-Propylbenzene	0.0200	0.01982		mg/Kg		99	70 - 130
Styrene	0.0200	0.01984		mg/Kg		99	70 - 130
1,1,1,2-Tetrachloroethane	0.0200	0.01870		mg/Kg		93	70 - 130
1,1,2,2-Tetrachloroethane	0.0200	0.01924		mg/Kg		96	70 - 130

QC Sample Results

Client: Groundwater & Environmental Services Inc
Job ID: 620-12450-1
Project/Site: Eversource Madison CT Area Work Center -

Method: 8260C - Volatile Organic Compounds (GC/MS) (Continued)

Lab Sample ID: LCS 620-24321/1-A
Matrix: Solid
Analysis Batch: 24324

Client Sample ID: Lab Control Sample
Prep Type: Total/NA
Prep Batch: 24321

Analyte	Spike Added	LCS Result	LCS Qualifier	Unit	D	%Rec	%Rec Limits
Tetrachloroethene	0.0200	0.01671		mg/Kg		84	70 - 130
Toluene	0.0200	0.01708		mg/Kg		85	70 - 130
1,2,3-Trichlorobenzene	0.0200	0.02123		mg/Kg		106	70 - 130
1,2,4-Trichlorobenzene	0.0200	0.01987		mg/Kg		99	70 - 130
1,3,5-Trichlorobenzene	0.0200	0.02106		mg/Kg		105	70 - 130
1,1,1-Trichloroethane	0.0200	0.01687		mg/Kg		84	70 - 130
1,1,2-Trichloroethane	0.0200	0.01664		mg/Kg		83	70 - 130
Trichloroethene	0.0200	0.01720		mg/Kg		86	70 - 130
Trichlorofluoromethane (Freon 11)	0.0200	0.01707		mg/Kg		85	70 - 130
1,2,3-Trichloropropane	0.0200	0.01908		mg/Kg		95	70 - 130
1,2,4-Trimethylbenzene	0.0200	0.02005		mg/Kg		100	70 - 130
1,3,5-Trimethylbenzene	0.0200	0.01971		mg/Kg		99	70 - 130
Vinyl chloride	0.0200	0.01727		mg/Kg		86	70 - 130
m,p-Xylene	0.0200	0.01978		mg/Kg		99	70 - 130
o-Xylene	0.0200	0.01981		mg/Kg		99	70 - 130
Tetrahydrofuran	0.0200	0.01833		mg/Kg		92	70 - 130
Ethyl ether	0.0200	0.01678		mg/Kg		84	70 - 130
Tert-amyl methyl ether	0.0200	0.01781		mg/Kg		89	70 - 130
Ethyl tert-butyl ether	0.0200	0.01803		mg/Kg		90	70 - 130
di-Isopropyl ether	0.0200	0.01764		mg/Kg		88	70 - 130
tert-Butanol	0.200	0.1635		mg/Kg		82	70 - 130
1,4-Dioxane	0.200	0.1857		mg/Kg		93	70 - 130
trans-1,4-Dichloro-2-butene	0.0200	0.01620	J	mg/Kg		81	70 - 130
Ethanol	0.400	0.3374	J	mg/Kg		84	70 - 130

Surrogate	*LCS %Recovery*	*LCS Qualifier*	*Limits*
4-Bromofluorobenzene (Surr)	*96*		*70 - 130*
Toluene-d8 (Surr)	*95*		*70 - 130*
1,2-Dichloroethane-d4 (Surr)	*101*		*70 - 130*
Dibromofluoromethane (Surr)	*96*		*70 - 130*

Lab Sample ID: LCSD 620-24321/2-A
Matrix: Solid
Analysis Batch: 24324

Client Sample ID: Lab Control Sample Dup
Prep Type: Total/NA
Prep Batch: 24321

Analyte	Spike Added	LCSD Result	LCSD Qualifier	Unit	D	%Rec	%Rec Limits	RPD	RPD Limit
1,1,2-Trichlorotrifluoroethane (Freon 113)	0.0200	0.01709		mg/Kg		85	70 - 130	1	30
Acetone	0.0200	0.01727	J	mg/Kg		86	70 - 130	4	30
Acrylonitrile	0.0200	0.01868		mg/Kg		93	70 - 130	7	30
Benzene	0.0200	0.01728		mg/Kg		86	70 - 130	0	30
Bromobenzene	0.0200	0.01901		mg/Kg		95	70 - 130	1	30
Bromochloromethane	0.0200	0.01705		mg/Kg		85	70 - 130	2	30
Bromodichloromethane	0.0200	0.01716		mg/Kg		86	70 - 130	3	30
Bromoform	0.0200	0.01877		mg/Kg		94	70 - 130	4	30
Bromomethane	0.0200	0.01577		mg/Kg		79	70 - 130	2	30
2-Butanone (MEK)	0.0200	0.01736		mg/Kg		87	70 - 130	5	30
2-Chlorotoluene	0.0200	0.02031		mg/Kg		102	70 - 130	0	30

QC Sample Results

Client: Groundwater & Environmental Services Inc
Job ID: 620-12450-1
Project/Site: Eversource Madison CT Area Work Center -

Method: 8260C - Volatile Organic Compounds (GC/MS) (Continued)

Lab Sample ID: LCSD 620-24321/2-A
Matrix: Solid
Analysis Batch: 24324

Client Sample ID: Lab Control Sample Dup
Prep Type: Total/NA
Prep Batch: 24321

Analyte	Spike Added	LCSD Result	LCSD Qualifier	Unit	D	%Rec	%Rec Limits	RPD	RPD Limit
n-Butylbenzene	0.0200	0.02206		mg/Kg		110	70 - 130	0	30
sec-Butylbenzene	0.0200	0.02024		mg/Kg		101	70 - 130	2	30
tert-Butylbenzene	0.0200	0.01760		mg/Kg		88	70 - 130	1	30
Carbon disulfide	0.0200	0.01717		mg/Kg		86	70 - 130	1	30
Carbon tetrachloride	0.0200	0.01671		mg/Kg		84	70 - 130	0	30
Chlorobenzene	0.0200	0.01935		mg/Kg		97	70 - 130	1	30
Chloroethane	0.0200	0.01640		mg/Kg		82	70 - 130	0	30
Chloroform	0.0200	0.01684		mg/Kg		84	70 - 130	1	30
Chloromethane	0.0200	0.01771		mg/Kg		89	70 - 130	2	30
4-Chlorotoluene	0.0200	0.01991		mg/Kg		100	70 - 130	1	30
1,2-Dibromo-3-Chloropropane	0.0200	0.02178		mg/Kg		109	70 - 130	6	30
Dibromochloromethane	0.0200	0.01733		mg/Kg		87	70 - 130	5	30
1,2-Dibromoethane (EDB)	0.0200	0.01757		mg/Kg		88	70 - 130	4	30
Dibromomethane	0.0200	0.01705		mg/Kg		85	70 - 130	2	30
1,2-Dichlorobenzene	0.0200	0.02125		mg/Kg		106	70 - 130	3	30
1,3-Dichlorobenzene	0.0200	0.01970		mg/Kg		99	70 - 130	2	30
1,4-Dichlorobenzene	0.0200	0.02102		mg/Kg		105	70 - 130	2	30
Dichlorodifluoromethane (Freon 12)	0.0200	0.01939		mg/Kg		97	70 - 130	1	30
1,1-Dichloroethane	0.0200	0.01709		mg/Kg		85	70 - 130	1	30
1,2-Dichloroethane	0.0200	0.01685		mg/Kg		84	70 - 130	2	30
1,1-Dichloroethene	0.0200	0.01727		mg/Kg		86	70 - 130	2	30
cis-1,2-Dichloroethene	0.0200	0.01730		mg/Kg		87	70 - 130	0	30
trans-1,2-Dichloroethene	0.0200	0.01691		mg/Kg		85	70 - 130	2	30
1,2-Dichloropropane	0.0200	0.01737		mg/Kg		87	70 - 130	0	30
1,3-Dichloropropane	0.0200	0.01773		mg/Kg		89	70 - 130	3	30
2,2-Dichloropropane	0.0200	0.01729		mg/Kg		86	70 - 130	2	30
1,1-Dichloropropene	0.0200	0.01759		mg/Kg		88	70 - 130	1	30
cis-1,3-Dichloropropene	0.0200	0.01773		mg/Kg		89	70 - 130	2	30
trans-1,3-Dichloropropene	0.0200	0.01727		mg/Kg		86	70 - 130	2	30
Ethylbenzene	0.0200	0.01920		mg/Kg		96	70 - 130	1	30
Hexachlorobutadiene	0.0200	0.02120		mg/Kg		106	70 - 130	3	30
2-Hexanone (MBK)	0.0200	0.01797		mg/Kg		90	70 - 130	3	30
Isopropylbenzene	0.0200	0.02013		mg/Kg		101	70 - 130	1	30
4-Isopropyltoluene	0.0200	0.02205		mg/Kg		110	70 - 130	1	30
Methyl tert-butyl ether	0.0200	0.01839		mg/Kg		92	70 - 130	3	30
4-Methyl-2-pentanone (MIBK)	0.0200	0.01794		mg/Kg		90	70 - 130	5	30
Methylene Chloride	0.0200	0.01662		mg/Kg		83	70 - 130	0	30
Naphthalene	0.0200	0.02520		mg/Kg		126	70 - 130	7	30
N-Propylbenzene	0.0200	0.02001		mg/Kg		100	70 - 130	1	30
Styrene	0.0200	0.02003		mg/Kg		100	70 - 130	1	30
1,1,1,2-Tetrachloroethane	0.0200	0.01892		mg/Kg		95	70 - 130	1	30
1,1,2,2-Tetrachloroethane	0.0200	0.01998		mg/Kg		100	70 - 130	4	30
Tetrachloroethene	0.0200	0.01691		mg/Kg		85	70 - 130	1	30
Toluene	0.0200	0.01734		mg/Kg		87	70 - 130	1	30
1,2,3-Trichlorobenzene	0.0200	0.02299		mg/Kg		115	70 - 130	8	30
1,2,4-Trichlorobenzene	0.0200	0.02114		mg/Kg		106	70 - 130	6	30
1,3,5-Trichlorobenzene	0.0200	0.02213		mg/Kg		111	70 - 130	5	30
1,1,1-Trichloroethane	0.0200	0.01699		mg/Kg		85	70 - 130	1	30

QC Sample Results

Client: Groundwater & Environmental Services Inc
Job ID: 620-12450-1
Project/Site: Eversource Madison CT Area Work Center -

Method: 8260C - Volatile Organic Compounds (GC/MS) (Continued)

Lab Sample ID: LCSD 620-24321/2-A
Matrix: Solid
Analysis Batch: 24324

Client Sample ID: Lab Control Sample Dup
Prep Type: Total/NA
Prep Batch: 24321

Analyte			Spike Added	LCSD Result	LCSD Qualifier	Unit	D	%Rec	%Rec Limits	RPD	RPD Limit
1,1,2-Trichloroethane			0.0200	0.01716		mg/Kg		86	70 - 130	3	30
Trichloroethene			0.0200	0.01720		mg/Kg		86	70 - 130	0	30
Trichlorofluoromethane (Freon 11)			0.0200	0.01692		mg/Kg		85	70 - 130	1	30
1,2,3-Trichloropropane			0.0200	0.02001		mg/Kg		100	70 - 130	5	30
1,2,4-Trimethylbenzene			0.0200	0.02018		mg/Kg		101	70 - 130	1	30
1,3,5-Trimethylbenzene			0.0200	0.01996		mg/Kg		100	70 - 130	1	30
Vinyl chloride			0.0200	0.01735		mg/Kg		87	70 - 130	0	30
m,p-Xylene			0.0200	0.01977		mg/Kg		99	70 - 130	0	30
o-Xylene			0.0200	0.02019		mg/Kg		101	70 - 130	2	30
Tetrahydrofuran			0.0200	0.01818		mg/Kg		91	70 - 130	1	30
Ethyl ether			0.0200	0.01755		mg/Kg		88	70 - 130	4	30
Tert-amyl methyl ether			0.0200	0.01815		mg/Kg		91	70 - 130	2	30
Ethyl tert-butyl ether			0.0200	0.01840		mg/Kg		92	70 - 130	2	30
di-Isopropyl ether			0.0200	0.01836		mg/Kg		92	70 - 130	4	30
tert-Butanol			0.200	0.1768		mg/Kg		88	70 - 130	8	30
1,4-Dioxane			0.200	0.1896		mg/Kg		95	70 - 130	2	30
trans-1,4-Dichloro-2-butene			0.0200	0.01692	J	mg/Kg		85	70 - 130	4	30
Ethanol			0.400	0.3492	J	mg/Kg		87	70 - 130	3	30

Surrogate	*LCSD %Recovery*	*LCSD Qualifier*	*Limits*
4-Bromofluorobenzene (Surr)	*97*		*70 - 130*
Toluene-d8 (Surr)	*94*		*70 - 130*
1,2-Dichloroethane-d4 (Surr)	*99*		*70 - 130*
Dibromofluoromethane (Surr)	*96*		*70 - 130*

Method: Moisture - Percent Moisture

Lab Sample ID: 620-12450-1 DU
Matrix: Solid
Analysis Batch: 24186

Client Sample ID: CS-1S (9.5)
Prep Type: Total/NA

Analyte	Sample Result	Sample Qualifier		DU Result	DU Qualifier	Unit	D			RPD	RPD Limit
Percent Moisture	9.9			10.5		%				5	5
Percent Solids	90.1			89.5		%				0.6	5

QC Association Summary

Client: Groundwater & Environmental Services Inc
Job ID: 620-12450-1
Project/Site: Eversource Madison CT Area Work Center -

GC/MS VOA

Pre Prep Batch: 24171

Lab Sample ID	Client Sample ID	Prep Type	Matrix	Method	Prep Batch
620-12450-1	CS-1S (9.5)	Total/NA	Solid	Frozen Preserve	
620-12450-2	CS-2S (10)	Total/NA	Solid	Frozen Preserve	

Prep Batch: 24321

Lab Sample ID	Client Sample ID	Prep Type	Matrix	Method	Prep Batch
620-12450-1	CS-1S (9.5)	Total/NA	Solid	5035	24171
620-12450-2	CS-2S (10)	Total/NA	Solid	5035	24171
MB 620-24321/3-A	Method Blank	Total/NA	Solid	5035	
LCS 620-24321/1-A	Lab Control Sample	Total/NA	Solid	5035	
LCSD 620-24321/2-A	Lab Control Sample Dup	Total/NA	Solid	5035	

Analysis Batch: 24324

Lab Sample ID	Client Sample ID	Prep Type	Matrix	Method	Prep Batch
620-12450-1	CS-1S (9.5)	Total/NA	Solid	8260C	24321
620-12450-2	CS-2S (10)	Total/NA	Solid	8260C	24321
MB 620-24321/3-A	Method Blank	Total/NA	Solid	8260C	24321
LCS 620-24321/1-A	Lab Control Sample	Total/NA	Solid	8260C	24321
LCSD 620-24321/2-A	Lab Control Sample Dup	Total/NA	Solid	8260C	24321

General Chemistry

Analysis Batch: 24186

Lab Sample ID	Client Sample ID	Prep Type	Matrix	Method	Prep Batch
620-12450-1	CS-1S (9.5)	Total/NA	Solid	Moisture	
620-12450-2	CS-2S (10)	Total/NA	Solid	Moisture	
620-12450-1 DU	CS-1S (9.5)	Total/NA	Solid	Moisture	

Lab Chronicle

Client: Groundwater & Environmental Services Inc
Job ID: 620-12450-1
Project/Site: Eversource Madison CT Area Work Center -

Client Sample ID: CS-1S (9.5) — **Lab Sample ID: 620-12450-1**
Date Collected: 06/28/23 12:15 — **Matrix: Solid**
Date Received: 06/28/23 15:36

Prep Type	Batch Type	Batch Method	Run	Dilution Factor	Batch Number	Analyst	Lab	Prepared or Analyzed
Total/NA	Analysis	Moisture		1	24186	DWC	EET NE	06/29/23 09:47

Client Sample ID: CS-1S (9.5) — **Lab Sample ID: 620-12450-1**
Date Collected: 06/28/23 12:15 — **Matrix: Solid**
Date Received: 06/28/23 15:36 — **Percent Solids: 90.1**

Prep Type	Batch Type	Batch Method	Run	Dilution Factor	Batch Number	Analyst	Lab	Prepared or Analyzed
Total/NA	Pre Prep	Frozen Preserve			24171	KFS	EET NE	06/28/23 18:05
Total/NA	Prep	5035			24321	CLR	EET NE	07/03/23 15:42
Total/NA	Analysis	8260C		1	24324	CLR	EET NE	07/03/23 20:25

Client Sample ID: CS-2S (10) — **Lab Sample ID: 620-12450-2**
Date Collected: 06/28/23 12:55 — **Matrix: Solid**
Date Received: 06/28/23 15:36

Prep Type	Batch Type	Batch Method	Run	Dilution Factor	Batch Number	Analyst	Lab	Prepared or Analyzed
Total/NA	Analysis	Moisture		1	24186	DWC	EET NE	06/29/23 09:47

Client Sample ID: CS-2S (10) — **Lab Sample ID: 620-12450-2**
Date Collected: 06/28/23 12:55 — **Matrix: Solid**
Date Received: 06/28/23 15:36 — **Percent Solids: 92.7**

Prep Type	Batch Type	Batch Method	Run	Dilution Factor	Batch Number	Analyst	Lab	Prepared or Analyzed
Total/NA	Pre Prep	Frozen Preserve			24171	KFS	EET NE	06/28/23 18:05
Total/NA	Prep	5035			24321	CLR	EET NE	07/03/23 15:42
Total/NA	Analysis	8260C		1	24324	CLR	EET NE	07/03/23 20:50

Laboratory References:
EET NE = Eurofins New England, 646 Camp Ave, North Kingstown, RI 02852, TEL (413)789-9018

Accreditation/Certification Summary

Client: Groundwater & Environmental Services Inc
Job ID: 620-12450-1
Project/Site: Eversource Madison CT Area Work Center -

Laboratory: Eurofins New England

Unless otherwise noted, all analytes for this laboratory were covered under each accreditation/certification below.

Authority	Program	Identification Number	Expiration Date
Connecticut	State	PH-0722	06-30-24

The following analytes are included in this report, but the laboratory is not certified by the governing authority. This list may include analytes for which the agency does not offer certification.

Analysis Method	Prep Method	Matrix	Analyte
8260C	5035	Solid	1,1,1,2-Tetrachloroethane
8260C	5035	Solid	1,1,1-Trichloroethane
8260C	5035	Solid	1,1,2,2-Tetrachloroethane
8260C	5035	Solid	1,1,2-Trichloroethane
8260C	5035	Solid	1,1,2-Trichlorotrifluoroethane (Freon 113)
8260C	5035	Solid	1,1-Dichloroethane
8260C	5035	Solid	1,1-Dichloroethene
8260C	5035	Solid	1,1-Dichloropropene
8260C	5035	Solid	1,2,3-Trichlorobenzene
8260C	5035	Solid	1,2,3-Trichloropropane
8260C	5035	Solid	1,2,4-Trichlorobenzene
8260C	5035	Solid	1,2,4-Trimethylbenzene
8260C	5035	Solid	1,2-Dibromo-3-Chloropropane
8260C	5035	Solid	1,2-Dibromoethane (EDB)
8260C	5035	Solid	1,2-Dichlorobenzene
8260C	5035	Solid	1,2-Dichloroethane
8260C	5035	Solid	1,2-Dichloropropane
8260C	5035	Solid	1,3,5-Trichlorobenzene
8260C	5035	Solid	1,3,5-Trimethylbenzene
8260C	5035	Solid	1,3-Dichlorobenzene
8260C	5035	Solid	1,3-Dichloropropane
8260C	5035	Solid	1,3-Dichloropropene, Total
8260C	5035	Solid	1,4-Dichlorobenzene
8260C	5035	Solid	1,4-Dioxane
8260C	5035	Solid	2,2-Dichloropropane
8260C	5035	Solid	2-Butanone (MEK)
8260C	5035	Solid	2-Chlorotoluene
8260C	5035	Solid	2-Hexanone (MBK)
8260C	5035	Solid	4-Chlorotoluene
8260C	5035	Solid	4-Isopropyltoluene
8260C	5035	Solid	4-Methyl-2-pentanone (MIBK)
8260C	5035	Solid	Acetone
8260C	5035	Solid	Acrylonitrile
8260C	5035	Solid	Benzene
8260C	5035	Solid	Bromobenzene
8260C	5035	Solid	Bromochloromethane
8260C	5035	Solid	Bromodichloromethane
8260C	5035	Solid	Bromoform
8260C	5035	Solid	Bromomethane
8260C	5035	Solid	Carbon disulfide
8260C	5035	Solid	Carbon tetrachloride
8260C	5035	Solid	Chlorobenzene
8260C	5035	Solid	Chloroethane
8260C	5035	Solid	Chloroform
8260C	5035	Solid	Chloromethane

Accreditation/Certification Summary

Client: Groundwater & Environmental Services Inc
Job ID: 620-12450-1
Project/Site: Eversource Madison CT Area Work Center -

Laboratory: Eurofins New England (Continued)

Unless otherwise noted, all analytes for this laboratory were covered under each accreditation/certification below.

Authority	Program	Identification Number	Expiration Date

The following analytes are included in this report, but the laboratory is not certified by the governing authority. This list may include analytes for which the agency does not offer certification.

Analysis Method	Prep Method	Matrix	Analyte
8260C	5035	Solid	cis-1,2-Dichloroethene
8260C	5035	Solid	cis-1,3-Dichloropropene
8260C	5035	Solid	Dibromochloromethane
8260C	5035	Solid	Dibromomethane
8260C	5035	Solid	Dichlorodifluoromethane (Freon 12)
8260C	5035	Solid	di-Isopropyl ether
8260C	5035	Solid	Ethanol
8260C	5035	Solid	Ethyl ether
8260C	5035	Solid	Ethyl tert-butyl ether
8260C	5035	Solid	Ethylbenzene
8260C	5035	Solid	Hexachlorobutadiene
8260C	5035	Solid	Isopropylbenzene
8260C	5035	Solid	m,p-Xylene
8260C	5035	Solid	Methyl tert-butyl ether
8260C	5035	Solid	Methylene Chloride
8260C	5035	Solid	Naphthalene
8260C	5035	Solid	n-Butylbenzene
8260C	5035	Solid	N-Propylbenzene
8260C	5035	Solid	o-Xylene
8260C	5035	Solid	sec-Butylbenzene
8260C	5035	Solid	Styrene
8260C	5035	Solid	Tert-amyl methyl ether
8260C	5035	Solid	tert-Butanol
8260C	5035	Solid	tert-Butylbenzene
8260C	5035	Solid	Tetrachloroethene
8260C	5035	Solid	Tetrahydrofuran
8260C	5035	Solid	Toluene
8260C	5035	Solid	trans-1,2-Dichloroethene
8260C	5035	Solid	trans-1,3-Dichloropropene
8260C	5035	Solid	trans-1,4-Dichloro-2-butene
8260C	5035	Solid	Trichloroethene
8260C	5035	Solid	Trichlorofluoromethane (Freon 11)
8260C	5035	Solid	Vinyl chloride
8260C	5035	Solid	Xylenes, Total
Moisture		Solid	Percent Moisture
Moisture		Solid	Percent Solids

Method Summary

Client: Groundwater & Environmental Services Inc
Job ID: 620-12450-1
Project/Site: Eversource Madison CT Area Work Center -

Method	Method Description	Protocol	Laboratory
8260C	Volatile Organic Compounds (GC/MS)	SW846	EET NE
Moisture	Percent Moisture	EPA	EET NE
5035	Closed System Purge and Trap	SW846	EET NE
Frozen Preserve	Freezing Samples	None	EET NE

Protocol References:

EPA = US Environmental Protection Agency

None = None

SW846 = "Test Methods For Evaluating Solid Waste, Physical/Chemical Methods", Third Edition, November 1986 And Its Updates.

Laboratory References:

EET NE = Eurofins New England, 646 Camp Ave, North Kingstown, RI 02852, TEL (413)789-9018

Sample Summary

Client: Groundwater & Environmental Services Inc
Job ID: 620-12450-1
Project/Site: Eversource Madison CT Area Work Center -

Lab Sample ID	Client Sample ID	Matrix	Collected	Received
620-12450-1	CS-1S (9.5)	Solid	06/28/23 12:15	06/28/23 15:36
620-12450-2	CS-2S (10)	Solid	06/28/23 12:55	06/28/23 15:36

620-12450 Chain of Custody

12450

ant Testing and

CHAIN OF CUSTODY RECORD

Page ____ of ____

Special Handling:

☐ Standard TAT - 7 to 10 business days

☑ Rush TAT - Date Needed: 5-day

All TATs subject to laboratory approval
Min. 24-hr notification needed for rushes
Samples disposed after 30 days unless otherwise instructed.

Report To. GES
100 Sebethe Drive
Unit 8-A
Cromwell, CT 06416
Telephone # 866-839-5195 ext. 3839
Project Mgr: Michael DeGlona

Invoice To GES via e-invoice
ges-invoices@gesonline.com
P.O No ____ Quote #. ____

Project No: ____
Site Name: Eversource Madison AWC
Location: 135 New Road State CT
Sampler(s) D. Cosier

F=Field Filtered 1=Na_2S2O_3 2=HCl 3=H_2SO_4 4=HNO_3 5=NaOH 6=Ascorbic Acid
7=CH3OH 8=$NaHSO_4$ 9=Deionized Water 10=H_3PO_4 11=____ 12=____

List Preservative Code below:

QA/QC Reporting Notes:
* additional charges may appply

DW=Drinking Water GW=Groundwater SW=Surface Water WW=Waste Water
O=Oil SO=Soil SL=Sludge A=Indoor/Ambient Air SG=Soil Gas
X1=____ X2=____ X3=____

G= Grab C=Compsite

Lab ID:	Sample ID:	Date:	Time:	Type	Matrix	Containers: # of VOA Vials	# of Amber Glass	# of Clear Glass	# of Plastic	Analysis: VOCs via 8260C	Check if chlorinated
01	CS-15 (9.5)	6/28/23	1215	G	SO	3			1	X	☐
02	CS-25 (10)	↓	1255	↓	↓	3			1	X	☐
											☐
											☐
											☐
											☐
											☐
											☐
											☐
											☐
											☐

MA DEP MCP CAM Report? ☐ Yes ☐ No
CT DPH RCP Report? ☑ Yes ☐ No
☑ Standard ☐ No QC ☐ DQA*
☐ ASP A* ☐ ASP B*
☐ NJ Reduced* ☐ NJ Full*
☐ Tier II* ☐ Tier IV*
☐ Other: ____
State-specific reporting standards:

Relinquished by:	Received by:	Date:	Time:	Temp °C
		6/28/23	1345	Observed 2.2
		6/28/23	15:36	Correction Factor -0.2
				Corrected 2.0

☐ EDD format: ____
☑ E-mail to GESInbox@gesonline.com, mdeglona@gesonline.com

Condition upon receipt: Custody Seals: ☐ Present ☐ Intact ☐ Broken
FG
☐ Ambient ☑ Iced ☐ Refrigerated ☐ DI VOA Frozen ☐ Soil Jar Frozen

Sample Shipping Address: 126 Myron Street • West Springfield, MA 01089 • 413-788-9018
Lab Address: 646 Camp Ave • North Kingstown, RI 02852
www.EurofinsUS.com/Spectrum

Rev. Jan 2020

Page 25 of 26

7/5/2023

Login Sample Receipt Checklist

Client: Groundwater & Environmental Services Inc

Job Number: 620-12450-1

Login Number: 12450
List Number: 1
Creator: Makhoul, Elie

List Source: Eurofins New England

Question	Answer	Comment
Radioactivity wasn't checked or is </= background as measured by a survey meter.	N/A	
The cooler's custody seal, if present, is intact.	N/A	
Sample custody seals, if present, are intact.	N/A	
The cooler or samples do not appear to have been compromised or tampered with.	True	
Samples were received on ice.	True	
Cooler Temperature is acceptable.	True	
Cooler Temperature is recorded.	True	
COC is present.	True	
COC is filled out in ink and legible.	True	
COC is filled out with all pertinent information.	True	
Is the Field Sampler's name present on COC?	True	
There are no discrepancies between the containers received and the COC.	True	
Samples are received within Holding Time (excluding tests with immediate HTs)	True	
Sample containers have legible labels.	True	
Containers are not broken or leaking.	True	
Sample collection date/times are provided.	True	
Appropriate sample containers are used.	True	
Sample bottles are completely filled.	True	
Sample Preservation Verified.	True	
There is sufficient vol. for all requested analyses, incl. any requested MS/MSDs	True	
Containers requiring zero headspace have no headspace or bubble is <6mm (1/4").	True	
Multiphasic samples are not present.	True	
Samples do not require splitting or compositing.	True	
Residual Chlorine Checked.	N/A	

eurofins | Environment Testing

1 2 3 4 5 6 7 8 9 10 11 12 13 14 15 16

ANALYTICAL REPORT

PREPARED FOR

Attn: Michael DeGloria
Groundwater & Environmental Services Inc
100 Sebethe Drive
Unit A8
Cromwell, Connecticut 06416

Generated 7/6/2023 6:28:18 PM

JOB DESCRIPTION

Eversource Madison CT Area Work Center -

JOB NUMBER

620-12457-1

Eurofins New England
646 Camp Ave
North Kingstown RI 02852

See page two for job notes and contact information.

my EOL

Eurofins New England

Job Notes

This report may not be reproduced except in full, and with written approval from the laboratory. The results relate only to the samples tested. For questions please contact the Project Manager at the e-mail address or telephone number listed on this page.

The test results in this report relate only to the samples as received by the laboratory and will meet all requirements of the methodology, with any exceptions noted. This report shall not be reproduced except in full, without the express written approval of the laboratory. All questions should be directed to the Eurofins Environment Testing Northeast, LLC Project Manager.

Authorization



Generated
7/6/2023 6:28:18 PM

Authorized for release by
Agnes Huntley, Project Manager
Agnes.Huntley@et.eurofinsus.com
(401)372-3482

Table of Contents

Cover Page 1
Table of Contents 3
Definitions/Glossary 4
State Forms 5
RCP Checklist 5
Case Narrative 6
Detection Summary 7
Client Sample Results 8
Surrogate Summary 12
QC Sample Results 13
QC Association Summary 25
Lab Chronicle 26
Certification Summary 27
Method Summary 29
Sample Summary 30
Chain of Custody 31
Receipt Checklists 32

Definitions/Glossary

Client: Groundwater & Environmental Services Inc
Job ID: 620-12457-1
Project/Site: Eversource Madison CT Area Work Center -

Qualifiers

GC/MS VOA

Qualifier	Qualifier Description
*+	LCS and/or LCSD is outside acceptance limits, high biased.
*3	ISTD response or retention time outside acceptable limits.
J	Result is less than the RL but greater than or equal to the MDL and the concentration is an approximate value.
S1-	Surrogate recovery exceeds control limits, low biased.
S1+	Surrogate recovery exceeds control limits, high biased.

Glossary

Abbreviation	These commonly used abbreviations may or may not be present in this report.
¤	Listed under the "D" column to designate that the result is reported on a dry weight basis
%R	Percent Recovery
CFL	Contains Free Liquid
CFU	Colony Forming Unit
CNF	Contains No Free Liquid
DER	Duplicate Error Ratio (normalized absolute difference)
Dil Fac	Dilution Factor
DL	Detection Limit (DoD/DOE)
DL, RA, RE, IN	Indicates a Dilution, Re-analysis, Re-extraction, or additional Initial metals/anion analysis of the sample
DLC	Decision Level Concentration (Radiochemistry)
EDL	Estimated Detection Limit (Dioxin)
LOD	Limit of Detection (DoD/DOE)
LOQ	Limit of Quantitation (DoD/DOE)
MCL	EPA recommended "Maximum Contaminant Level"
MDA	Minimum Detectable Activity (Radiochemistry)
MDC	Minimum Detectable Concentration (Radiochemistry)
MDL	Method Detection Limit
ML	Minimum Level (Dioxin)
MPN	Most Probable Number
MQL	Method Quantitation Limit
NC	Not Calculated
ND	Not Detected at the reporting limit (or MDL or EDL if shown)
NEG	Negative / Absent
POS	Positive / Present
PQL	Practical Quantitation Limit
PRES	Presumptive
QC	Quality Control
RER	Relative Error Ratio (Radiochemistry)
RL	Reporting Limit or Requested Limit (Radiochemistry)
RPD	Relative Percent Difference, a measure of the relative difference between two points
TEF	Toxicity Equivalent Factor (Dioxin)
TEQ	Toxicity Equivalent Quotient (Dioxin)
TNTC	Too Numerous To Count

REASONABLE CONFIDENCE PROTOCOL
LABORATORY ANALYSIS QA/QC CERTIFICATION FORM

Laboratory Name: Eurofins New England

Client: Groundwater & Environmental Services Inc

Project Location: Eversource Madison CT Area Work Center -

Project Number: 620-12457-1

Laboratory Sample ID(s): 620-12457-1, 620-12457-2

Sampling Date(s): 06/28/2023

List RCP Methods Used: 8260C

1	For each analytical method referenced in this laboratory report package, were all specified QA/QC performance criteria followed, including the requirement to explain any criteria falling outside of acceptable guidelines, as specified in the CTDEP method-specific Resonable Confidence Protocol documents?	☑Yes ☐No
1A	Were the method specified handling, preservation, and holding time requirements met?	☑Yes ☐No ☐ See case narrative
1B	*VPH and EPH Methods only:* Was the VPH or EPH method conducted without significant modifications (see Section 11.3 of respective RCP methods)	☐Yes ☐No ☑N/A
2	Were all samples received by the laboratory in a condition consistent with that described on the associated chain-of-custody documents(s)?	☑Yes ☐No ☐ See case narrative
3	Were samples received at an appropriate temperature (<6° C)?	☑Yes ☐No ☐N/A
4	Were all QA/QC performance criteria specified in the CTDEP Reasonable Confidence Protocol documents achieved?	☐Yes ☑No
5	a) Were reporting limits specified or referenced on the chain-of-custody? b) Were these reporting limits met?	☑Yes ☐No ☐ See case narrative ☑Yes ☐No ☐N/A ☐ See case narrative
6	For each analytical method referenced in this laboratory report package, were results reported for all constituents identified in the method-specific analyte lists presented in the Reasonable Confidence Protocol documents?	☑Yes ☐No
7	Are project-specific matrix spike and/or laboratory duplicates included in this data set?	☐Yes ☑No

Notes: For all questions to which the response was "No" (with the exception of question #7), additional information must be provided in an attached narrative. If the answer to question #1, #1A, or #1B is "No", the data package does not meet requirements for "Reasonable Confidence." This form may not be altered and all questions must be answered.

I, the undersigned, attest under the pains and penalties of perjury that, to the best of my knowledge and belief and based upon my personal inquiry of those responsible for providing the information contained in this analytical report, such information is accurate and complete.

Authorized Signature: Agnes R Huntley Position: Project Manager

Printed Name: Agnes Huntley Date: 07/06/2023

Name of Laboratory: Eurofins New England

This certification form is to be used for RCP methods only.

CTDEP RCP Laboratory Analysis QA/QC Certification Form - November 2007
Laboratory Quality Assurance and Quality Control Guidance Reasonable Confidence Protocols

Case Narrative

Client: Groundwater & Environmental Services Inc
Job ID: 620-12457-1
Project/Site: Eversource Madison CT Area Work Center -

Job ID: 620-12457-1

Laboratory: Eurofins New England

Narrative

Job Narrative
620-12457-1

Receipt
The samples were received on 6/28/2023 3:36 PM. Unless otherwise noted below, the samples arrived in good condition, and where required, properly preserved and on ice. The temperature of the cooler at receipt was 2.0º C.

GC/MS VOA
Methods 8260, 8260C: The continuing calibration verification (CCV) associated with batch 620-24324 exhibited % difference of > 10% for the following analyte: trans-1,4-Dichloro-2-butene; however, the results of the LCS were within the CCV acceptance limits. The EPA method requires that all target analytes in the continuing calibration verification standard be within 20% difference from the initial calibration. According to the laboratory standard operating procedure, the LCS is acceptable if it meets the CCV acceptance criteria.

Methods 8260, 8260C: The large number of analytes included in the continuing calibration verification (CCV) gives a high probability that one or more analytes will be outside acceptance criteria. As indicated in the reference method, analysis may proceed as long as no more than 20% of the analytes of interest are outside the method-defined %D criteria. Affected analytes (biased high): Dichlorodifluoromethane. (CCVIS 620-24271/3)

Method 8260: The laboratory control sample (LCS) and the laboratory control sample duplicate (LCSD) for batch 620-24271 recovered outside control limits but within 40-160% for the following analyte: Dichlorodifluoromethane. RCP protocol allows for 10% of the target compounds to be outside of the limits provided the recoveries are 40-160%. The associated samples are: (LCS 620-24269/1-A) and (LCSD 620-24269/2-A).

Method 8260: Internal standard responses were outside of acceptance limits for the following samples: R-13 (620-12457-1) and R-14 (620-12457-2). The samples show evidence of matrix interference. Matrix interference confirmed on internal standard area counts as the samples were re-analyzed with similar findings.

No additional analytical or quality issues were noted, other than those described above or in the Definitions/Glossary page.

General Chemistry
Method Moisture: The sample duplicate (DUP) precision for analytical batch 620-24327 was outside control limits. Sample non-homogeneity is suspected.

No additional analytical or quality issues were noted, other than those described above or in the Definitions/Glossary page.

Detection Summary

Client: Groundwater & Environmental Services Inc
Job ID: 620-12457-1
Project/Site: Eversource Madison CT Area Work Center -

Client Sample ID: R-13 **Lab Sample ID: 620-12457-1**

No Detections.

Client Sample ID: R-14 **Lab Sample ID: 620-12457-2**

No Detections.

This Detection Summary does not include radiochemical test results.

Client Sample Results

Client: Groundwater & Environmental Services Inc
Job ID: 620-12457-1
Project/Site: Eversource Madison CT Area Work Center -

Client Sample ID: R-13
Lab Sample ID: 620-12457-1
Date Collected: 06/28/23 09:10
Matrix: Solid
Date Received: 06/28/23 15:36
Percent Solids: 94.4

Method: SW846 8260C - Volatile Organic Compounds (GC/MS)

Analyte	Result	Qualifier	RL		Unit	D	Prepared	Analyzed	Dil Fac
1,1,2-Trichlorotrifluoroethane (Freon 113)	ND	*3	0.00403		mg/Kg	☼	07/03/23 15:42	07/03/23 21:16	1
Acetone	ND	*3	0.0403		mg/Kg	☼	07/03/23 15:42	07/03/23 21:16	1
Acrylonitrile	ND	*3	0.00403		mg/Kg	☼	07/03/23 15:42	07/03/23 21:16	1
Benzene	ND	*3	0.00403		mg/Kg	☼	07/03/23 15:42	07/03/23 21:16	1
Bromobenzene	ND	*3	0.00403		mg/Kg	☼	07/03/23 15:42	07/03/23 21:16	1
Bromochloromethane	ND	*3	0.00403		mg/Kg	☼	07/03/23 15:42	07/03/23 21:16	1
Bromodichloromethane	ND	*3	0.00403		mg/Kg	☼	07/03/23 15:42	07/03/23 21:16	1
Bromoform	ND	*3	0.00403		mg/Kg	☼	07/03/23 15:42	07/03/23 21:16	1
Bromomethane	ND	*3	0.00806		mg/Kg	☼	07/03/23 15:42	07/03/23 21:16	1
2-Butanone (MEK)	ND	*3	0.00806		mg/Kg	☼	07/03/23 15:42	07/03/23 21:16	1
2-Chlorotoluene	ND	*3	0.00403		mg/Kg	☼	07/03/23 15:42	07/03/23 21:16	1
n-Butylbenzene	ND	*3	0.00806		mg/Kg	☼	07/03/23 15:42	07/03/23 21:16	1
sec-Butylbenzene	ND	*3	0.00403		mg/Kg	☼	07/03/23 15:42	07/03/23 21:16	1
tert-Butylbenzene	ND	*3	0.00403		mg/Kg	☼	07/03/23 15:42	07/03/23 21:16	1
Carbon disulfide	ND	*3	0.00806		mg/Kg	☼	07/03/23 15:42	07/03/23 21:16	1
Carbon tetrachloride	ND	*3	0.00403		mg/Kg	☼	07/03/23 15:42	07/03/23 21:16	1
Chlorobenzene	ND	*3	0.00403		mg/Kg	☼	07/03/23 15:42	07/03/23 21:16	1
Chloroethane	ND	*3	0.00806		mg/Kg	☼	07/03/23 15:42	07/03/23 21:16	1
Chloroform	ND	*3	0.00403		mg/Kg	☼	07/03/23 15:42	07/03/23 21:16	1
Chloromethane	ND	*3	0.00806		mg/Kg	☼	07/03/23 15:42	07/03/23 21:16	1
4-Chlorotoluene	ND	*3	0.00403		mg/Kg	☼	07/03/23 15:42	07/03/23 21:16	1
1,2-Dibromo-3-Chloropropane	ND	*3	0.00806		mg/Kg	☼	07/03/23 15:42	07/03/23 21:16	1
Dibromochloromethane	ND	*3	0.00403		mg/Kg	☼	07/03/23 15:42	07/03/23 21:16	1
1,2-Dibromoethane (EDB)	ND	*3	0.00403		mg/Kg	☼	07/03/23 15:42	07/03/23 21:16	1
Dibromomethane	ND	*3	0.00403		mg/Kg	☼	07/03/23 15:42	07/03/23 21:16	1
1,2-Dichlorobenzene	ND	*3	0.00403		mg/Kg	☼	07/03/23 15:42	07/03/23 21:16	1
1,3-Dichlorobenzene	ND	*3	0.00403		mg/Kg	☼	07/03/23 15:42	07/03/23 21:16	1
1,4-Dichlorobenzene	ND	*3	0.00403		mg/Kg	☼	07/03/23 15:42	07/03/23 21:16	1
Dichlorodifluoromethane (Freon 12)	ND	*3	0.00806		mg/Kg	☼	07/03/23 15:42	07/03/23 21:16	1
1,1-Dichloroethane	ND	*3	0.00403		mg/Kg	☼	07/03/23 15:42	07/03/23 21:16	1
1,2-Dichloroethane	ND	*3	0.00403		mg/Kg	☼	07/03/23 15:42	07/03/23 21:16	1
1,1-Dichloroethene	ND	*3	0.00403		mg/Kg	☼	07/03/23 15:42	07/03/23 21:16	1
cis-1,2-Dichloroethene	ND	*3	0.00403		mg/Kg	☼	07/03/23 15:42	07/03/23 21:16	1
trans-1,2-Dichloroethene	ND	*3	0.00403		mg/Kg	☼	07/03/23 15:42	07/03/23 21:16	1
1,2-Dichloropropane	ND	*3	0.00403		mg/Kg	☼	07/03/23 15:42	07/03/23 21:16	1
1,3-Dichloropropane	ND	*3	0.00403		mg/Kg	☼	07/03/23 15:42	07/03/23 21:16	1
2,2-Dichloropropane	ND	*3	0.00403		mg/Kg	☼	07/03/23 15:42	07/03/23 21:16	1
1,1-Dichloropropene	ND	*3	0.00403		mg/Kg	☼	07/03/23 15:42	07/03/23 21:16	1
cis-1,3-Dichloropropene	ND	*3	0.00403		mg/Kg	☼	07/03/23 15:42	07/03/23 21:16	1
trans-1,3-Dichloropropene	ND	*3	0.00403		mg/Kg	☼	07/03/23 15:42	07/03/23 21:16	1
Ethylbenzene	ND	*3	0.00403		mg/Kg	☼	07/03/23 15:42	07/03/23 21:16	1
Hexachlorobutadiene	ND	*3	0.00806		mg/Kg	☼	07/03/23 15:42	07/03/23 21:16	1
2-Hexanone (MBK)	ND	*3	0.00806		mg/Kg	☼	07/03/23 15:42	07/03/23 21:16	1
Isopropylbenzene	ND	*3	0.00403		mg/Kg	☼	07/03/23 15:42	07/03/23 21:16	1
4-Isopropyltoluene	ND	*3	0.00403		mg/Kg	☼	07/03/23 15:42	07/03/23 21:16	1
Methyl tert-butyl ether	ND	*3	0.00403		mg/Kg	☼	07/03/23 15:42	07/03/23 21:16	1
4-Methyl-2-pentanone (MIBK)	ND	*3	0.00806		mg/Kg	☼	07/03/23 15:42	07/03/23 21:16	1
Methylene Chloride	ND	*3	0.00806		mg/Kg	☼	07/03/23 15:42	07/03/23 21:16	1
Naphthalene	ND	*3	0.00403		mg/Kg	☼	07/03/23 15:42	07/03/23 21:16	1

Client Sample Results

Client: Groundwater & Environmental Services Inc
Job ID: 620-12457-1
Project/Site: Eversource Madison CT Area Work Center -

Client Sample ID: R-13
Date Collected: 06/28/23 09:10
Date Received: 06/28/23 15:36

Lab Sample ID: 620-12457-1
Matrix: Solid
Percent Solids: 94.4

Method: SW846 8260C - Volatile Organic Compounds (GC/MS) (Continued)

Analyte	Result	Qualifier	RL		Unit	D	Prepared	Analyzed	Dil Fac
N-Propylbenzene	ND	*3	0.00403		mg/Kg	☼	07/03/23 15:42	07/03/23 21:16	1
Styrene	ND	*3	0.00403		mg/Kg	☼	07/03/23 15:42	07/03/23 21:16	1
1,1,1,2-Tetrachloroethane	ND	*3	0.00403		mg/Kg	☼	07/03/23 15:42	07/03/23 21:16	1
1,1,2,2-Tetrachloroethane	ND	*3	0.00403		mg/Kg	☼	07/03/23 15:42	07/03/23 21:16	1
Tetrachloroethene	ND	*3	0.00403		mg/Kg	☼	07/03/23 15:42	07/03/23 21:16	1
Toluene	ND	*3	0.00403		mg/Kg	☼	07/03/23 15:42	07/03/23 21:16	1
1,2,3-Trichlorobenzene	ND	*3	0.00403		mg/Kg	☼	07/03/23 15:42	07/03/23 21:16	1
1,2,4-Trichlorobenzene	ND	*3	0.00403		mg/Kg	☼	07/03/23 15:42	07/03/23 21:16	1
1,3,5-Trichlorobenzene	ND	*3	0.00403		mg/Kg	☼	07/03/23 15:42	07/03/23 21:16	1
1,1,1-Trichloroethane	ND	*3	0.00403		mg/Kg	☼	07/03/23 15:42	07/03/23 21:16	1
1,1,2-Trichloroethane	ND	*3	0.00403		mg/Kg	☼	07/03/23 15:42	07/03/23 21:16	1
Trichloroethene	ND	*3	0.00403		mg/Kg	☼	07/03/23 15:42	07/03/23 21:16	1
Trichlorofluoromethane (Freon 11)	ND	*3	0.00403		mg/Kg	☼	07/03/23 15:42	07/03/23 21:16	1
1,2,3-Trichloropropane	ND	*3	0.00403		mg/Kg	☼	07/03/23 15:42	07/03/23 21:16	1
1,2,4-Trimethylbenzene	ND	*3	0.00403		mg/Kg	☼	07/03/23 15:42	07/03/23 21:16	1
1,3,5-Trimethylbenzene	ND	*3	0.00403		mg/Kg	☼	07/03/23 15:42	07/03/23 21:16	1
Vinyl chloride	ND	*3	0.00403		mg/Kg	☼	07/03/23 15:42	07/03/23 21:16	1
m,p-Xylene	ND	*3	0.00403		mg/Kg	☼	07/03/23 15:42	07/03/23 21:16	1
o-Xylene	ND	*3	0.00403		mg/Kg	☼	07/03/23 15:42	07/03/23 21:16	1
Tetrahydrofuran	ND	*3	0.00806		mg/Kg	☼	07/03/23 15:42	07/03/23 21:16	1
Ethyl ether	ND	*3	0.00403		mg/Kg	☼	07/03/23 15:42	07/03/23 21:16	1
Tert-amyl methyl ether	ND	*3	0.00403		mg/Kg	☼	07/03/23 15:42	07/03/23 21:16	1
Ethyl tert-butyl ether	ND	*3	0.00403		mg/Kg	☼	07/03/23 15:42	07/03/23 21:16	1
di-Isopropyl ether	ND	*3	0.00403		mg/Kg	☼	07/03/23 15:42	07/03/23 21:16	1
tert-Butanol	ND	*3	0.0806		mg/Kg	☼	07/03/23 15:42	07/03/23 21:16	1
1,4-Dioxane	ND	*3	0.0806		mg/Kg	☼	07/03/23 15:42	07/03/23 21:16	1
trans-1,4-Dichloro-2-butene	ND	*3	0.0202		mg/Kg	☼	07/03/23 15:42	07/03/23 21:16	1
Ethanol	ND	*3	0.806		mg/Kg	☼	07/03/23 15:42	07/03/23 21:16	1
1,3-Dichloropropene, Total	ND		0.00403		mg/Kg	☼	07/03/23 15:42	07/03/23 21:16	1
Xylenes, Total	ND		0.0121		mg/Kg	☼	07/03/23 15:42	07/03/23 21:16	1

Surrogate	*%Recovery*	*Qualifier*	*Limits*	*Prepared*	*Analyzed*	*Dil Fac*
4-Bromofluorobenzene (Surr)	*66*	**3 S1-*	*70 - 130*	*07/03/23 15:42*	*07/03/23 21:16*	*1*
Toluene-d8 (Surr)	*85*	**3*	*70 - 130*	*07/03/23 15:42*	*07/03/23 21:16*	*1*
1,2-Dichloroethane-d4 (Surr)	*131*	**3 S1+*	*70 - 130*	*07/03/23 15:42*	*07/03/23 21:16*	*1*
Dibromofluoromethane (Surr)	*101*	**3*	*70 - 130*	*07/03/23 15:42*	*07/03/23 21:16*	*1*

General Chemistry

Analyte	Result	Qualifier	RL		Unit	D	Prepared	Analyzed	Dil Fac
Percent Moisture (EPA Moisture)	**5.6**		0.1		%			07/03/23 17:11	1
Percent Solids (EPA Moisture)	**94.4**		0.1		%			07/03/23 17:11	1

Client Sample Results

Client: Groundwater & Environmental Services Inc
Job ID: 620-12457-1
Project/Site: Eversource Madison CT Area Work Center -

Client Sample ID: R-14
Lab Sample ID: 620-12457-2
Date Collected: 06/28/23 09:30
Matrix: Solid
Date Received: 06/28/23 15:36
Percent Solids: 92.8

Method: SW846 8260C - Volatile Organic Compounds (GC/MS)

Analyte	Result	Qualifier	RL		Unit	D	Prepared	Analyzed	Dil Fac
1,1,2-Trichlorotrifluoroethane (Freon 113)	ND	*3	0.00417		mg/Kg	☼	07/03/23 15:42	07/03/23 21:41	1
Acetone	ND	*3	0.0417		mg/Kg	☼	07/03/23 15:42	07/03/23 21:41	1
Acrylonitrile	ND	*3	0.00417		mg/Kg	☼	07/03/23 15:42	07/03/23 21:41	1
Benzene	ND	*3	0.00417		mg/Kg	☼	07/03/23 15:42	07/03/23 21:41	1
Bromobenzene	ND	*3	0.00417		mg/Kg	☼	07/03/23 15:42	07/03/23 21:41	1
Bromochloromethane	ND	*3	0.00417		mg/Kg	☼	07/03/23 15:42	07/03/23 21:41	1
Bromodichloromethane	ND	*3	0.00417		mg/Kg	☼	07/03/23 15:42	07/03/23 21:41	1
Bromoform	ND	*3	0.00417		mg/Kg	☼	07/03/23 15:42	07/03/23 21:41	1
Bromomethane	ND	*3	0.00834		mg/Kg	☼	07/03/23 15:42	07/03/23 21:41	1
2-Butanone (MEK)	ND	*3	0.00834		mg/Kg	☼	07/03/23 15:42	07/03/23 21:41	1
2-Chlorotoluene	ND	*3	0.00417		mg/Kg	☼	07/03/23 15:42	07/03/23 21:41	1
n-Butylbenzene	ND	*3	0.00834		mg/Kg	☼	07/03/23 15:42	07/03/23 21:41	1
sec-Butylbenzene	ND	*3	0.00417		mg/Kg	☼	07/03/23 15:42	07/03/23 21:41	1
tert-Butylbenzene	ND	*3	0.00417		mg/Kg	☼	07/03/23 15:42	07/03/23 21:41	1
Carbon disulfide	ND	*3	0.00834		mg/Kg	☼	07/03/23 15:42	07/03/23 21:41	1
Carbon tetrachloride	ND	*3	0.00417		mg/Kg	☼	07/03/23 15:42	07/03/23 21:41	1
Chlorobenzene	ND	*3	0.00417		mg/Kg	☼	07/03/23 15:42	07/03/23 21:41	1
Chloroethane	ND	*3	0.00834		mg/Kg	☼	07/03/23 15:42	07/03/23 21:41	1
Chloroform	ND	*3	0.00417		mg/Kg	☼	07/03/23 15:42	07/03/23 21:41	1
Chloromethane	ND	*3	0.00834		mg/Kg	☼	07/03/23 15:42	07/03/23 21:41	1
4-Chlorotoluene	ND	*3	0.00417		mg/Kg	☼	07/03/23 15:42	07/03/23 21:41	1
1,2-Dibromo-3-Chloropropane	ND	*3	0.00834		mg/Kg	☼	07/03/23 15:42	07/03/23 21:41	1
Dibromochloromethane	ND	*3	0.00417		mg/Kg	☼	07/03/23 15:42	07/03/23 21:41	1
1,2-Dibromoethane (EDB)	ND	*3	0.00417		mg/Kg	☼	07/03/23 15:42	07/03/23 21:41	1
Dibromomethane	ND	*3	0.00417		mg/Kg	☼	07/03/23 15:42	07/03/23 21:41	1
1,2-Dichlorobenzene	ND	*3	0.00417		mg/Kg	☼	07/03/23 15:42	07/03/23 21:41	1
1,3-Dichlorobenzene	ND	*3	0.00417		mg/Kg	☼	07/03/23 15:42	07/03/23 21:41	1
1,4-Dichlorobenzene	ND	*3	0.00417		mg/Kg	☼	07/03/23 15:42	07/03/23 21:41	1
Dichlorodifluoromethane (Freon 12)	ND	*3	0.00834		mg/Kg	☼	07/03/23 15:42	07/03/23 21:41	1
1,1-Dichloroethane	ND	*3	0.00417		mg/Kg	☼	07/03/23 15:42	07/03/23 21:41	1
1,2-Dichloroethane	ND	*3	0.00417		mg/Kg	☼	07/03/23 15:42	07/03/23 21:41	1
1,1-Dichloroethene	ND	*3	0.00417		mg/Kg	☼	07/03/23 15:42	07/03/23 21:41	1
cis-1,2-Dichloroethene	ND	*3	0.00417		mg/Kg	☼	07/03/23 15:42	07/03/23 21:41	1
trans-1,2-Dichloroethene	ND	*3	0.00417		mg/Kg	☼	07/03/23 15:42	07/03/23 21:41	1
1,2-Dichloropropane	ND	*3	0.00417		mg/Kg	☼	07/03/23 15:42	07/03/23 21:41	1
1,3-Dichloropropane	ND	*3	0.00417		mg/Kg	☼	07/03/23 15:42	07/03/23 21:41	1
2,2-Dichloropropane	ND	*3	0.00417		mg/Kg	☼	07/03/23 15:42	07/03/23 21:41	1
1,1-Dichloropropene	ND	*3	0.00417		mg/Kg	☼	07/03/23 15:42	07/03/23 21:41	1
cis-1,3-Dichloropropene	ND	*3	0.00417		mg/Kg	☼	07/03/23 15:42	07/03/23 21:41	1
trans-1,3-Dichloropropene	ND	*3	0.00417		mg/Kg	☼	07/03/23 15:42	07/03/23 21:41	1
Ethylbenzene	ND	*3	0.00417		mg/Kg	☼	07/03/23 15:42	07/03/23 21:41	1
Hexachlorobutadiene	ND	*3	0.00834		mg/Kg	☼	07/03/23 15:42	07/03/23 21:41	1
2-Hexanone (MBK)	ND	*3	0.00834		mg/Kg	☼	07/03/23 15:42	07/03/23 21:41	1
Isopropylbenzene	ND	*3	0.00417		mg/Kg	☼	07/03/23 15:42	07/03/23 21:41	1
4-Isopropyltoluene	ND	*3	0.00417		mg/Kg	☼	07/03/23 15:42	07/03/23 21:41	1
Methyl tert-butyl ether	ND	*3	0.00417		mg/Kg	☼	07/03/23 15:42	07/03/23 21:41	1
4-Methyl-2-pentanone (MIBK)	ND	*3	0.00834		mg/Kg	☼	07/03/23 15:42	07/03/23 21:41	1
Methylene Chloride	ND	*3	0.00834		mg/Kg	☼	07/03/23 15:42	07/03/23 21:41	1
Naphthalene	ND	*3	0.00417		mg/Kg	☼	07/03/23 15:42	07/03/23 21:41	1

Client Sample Results

Client: Groundwater & Environmental Services Inc
Job ID: 620-12457-1
Project/Site: Eversource Madison CT Area Work Center -

Client Sample ID: R-14
Date Collected: 06/28/23 09:30
Date Received: 06/28/23 15:36

Lab Sample ID: 620-12457-2
Matrix: Solid
Percent Solids: 92.8

Method: SW846 8260C - Volatile Organic Compounds (GC/MS) (Continued)

Analyte	Result	Qualifier	RL		Unit	D	Prepared	Analyzed	Dil Fac
N-Propylbenzene	ND	*3	0.00417		mg/Kg	☼	07/03/23 15:42	07/03/23 21:41	1
Styrene	ND	*3	0.00417		mg/Kg	☼	07/03/23 15:42	07/03/23 21:41	1
1,1,1,2-Tetrachloroethane	ND	*3	0.00417		mg/Kg	☼	07/03/23 15:42	07/03/23 21:41	1
1,1,2,2-Tetrachloroethane	ND	*3	0.00417		mg/Kg	☼	07/03/23 15:42	07/03/23 21:41	1
Tetrachloroethene	ND	*3	0.00417		mg/Kg	☼	07/03/23 15:42	07/03/23 21:41	1
Toluene	ND	*3	0.00417		mg/Kg	☼	07/03/23 15:42	07/03/23 21:41	1
1,2,3-Trichlorobenzene	ND	*3	0.00417		mg/Kg	☼	07/03/23 15:42	07/03/23 21:41	1
1,2,4-Trichlorobenzene	ND	*3	0.00417		mg/Kg	☼	07/03/23 15:42	07/03/23 21:41	1
1,3,5-Trichlorobenzene	ND	*3	0.00417		mg/Kg	☼	07/03/23 15:42	07/03/23 21:41	1
1,1,1-Trichloroethane	ND	*3	0.00417		mg/Kg	☼	07/03/23 15:42	07/03/23 21:41	1
1,1,2-Trichloroethane	ND	*3	0.00417		mg/Kg	☼	07/03/23 15:42	07/03/23 21:41	1
Trichloroethene	ND	*3	0.00417		mg/Kg	☼	07/03/23 15:42	07/03/23 21:41	1
Trichlorofluoromethane (Freon 11)	ND	*3	0.00417		mg/Kg	☼	07/03/23 15:42	07/03/23 21:41	1
1,2,3-Trichloropropane	ND	*3	0.00417		mg/Kg	☼	07/03/23 15:42	07/03/23 21:41	1
1,2,4-Trimethylbenzene	ND	*3	0.00417		mg/Kg	☼	07/03/23 15:42	07/03/23 21:41	1
1,3,5-Trimethylbenzene	ND	*3	0.00417		mg/Kg	☼	07/03/23 15:42	07/03/23 21:41	1
Vinyl chloride	ND	*3	0.00417		mg/Kg	☼	07/03/23 15:42	07/03/23 21:41	1
m,p-Xylene	ND	*3	0.00417		mg/Kg	☼	07/03/23 15:42	07/03/23 21:41	1
o-Xylene	ND	*3	0.00417		mg/Kg	☼	07/03/23 15:42	07/03/23 21:41	1
Tetrahydrofuran	ND	*3	0.00834		mg/Kg	☼	07/03/23 15:42	07/03/23 21:41	1
Ethyl ether	ND	*3	0.00417		mg/Kg	☼	07/03/23 15:42	07/03/23 21:41	1
Tert-amyl methyl ether	ND	*3	0.00417		mg/Kg	☼	07/03/23 15:42	07/03/23 21:41	1
Ethyl tert-butyl ether	ND	*3	0.00417		mg/Kg	☼	07/03/23 15:42	07/03/23 21:41	1
di-Isopropyl ether	ND	*3	0.00417		mg/Kg	☼	07/03/23 15:42	07/03/23 21:41	1
tert-Butanol	ND	*3	0.0834		mg/Kg	☼	07/03/23 15:42	07/03/23 21:41	1
1,4-Dioxane	ND	*3	0.0834		mg/Kg	☼	07/03/23 15:42	07/03/23 21:41	1
trans-1,4-Dichloro-2-butene	ND	*3	0.0208		mg/Kg	☼	07/03/23 15:42	07/03/23 21:41	1
Ethanol	ND	*3	0.834		mg/Kg	☼	07/03/23 15:42	07/03/23 21:41	1
1,3-Dichloropropene, Total	ND		0.00417		mg/Kg	☼	07/03/23 15:42	07/03/23 21:41	1
Xylenes, Total	ND		0.0125		mg/Kg	☼	07/03/23 15:42	07/03/23 21:41	1

Surrogate	*%Recovery*	*Qualifier*	*Limits*	*Prepared*	*Analyzed*	*Dil Fac*
4-Bromofluorobenzene (Surr)	*58*	*3 S1-	*70 - 130*	*07/03/23 15:42*	*07/03/23 21:41*	*1*
Toluene-d8 (Surr)	*82*	*3	*70 - 130*	*07/03/23 15:42*	*07/03/23 21:41*	*1*
1,2-Dichloroethane-d4 (Surr)	*151*	*3 S1+	*70 - 130*	*07/03/23 15:42*	*07/03/23 21:41*	*1*
Dibromofluoromethane (Surr)	*115*	*3	*70 - 130*	*07/03/23 15:42*	*07/03/23 21:41*	*1*

General Chemistry

Analyte	Result	Qualifier	RL		Unit	D	Prepared	Analyzed	Dil Fac
Percent Moisture (EPA Moisture)	**7.2**		0.1		%			07/03/23 17:11	1
Percent Solids (EPA Moisture)	**92.8**		0.1		%			07/03/23 17:11	1

Surrogate Summary

Client: Groundwater & Environmental Services Inc
Job ID: 620-12457-1
Project/Site: Eversource Madison CT Area Work Center -

Method: 8260C - Volatile Organic Compounds (GC/MS)

Matrix: Solid **Prep Type: Total/NA**

		Percent Surrogate Recovery (Acceptance Limits)			
Lab Sample ID	Client Sample ID	BFB (70-130)	TOL (70-130)	DCA (70-130)	DBFM (70-130)
620-12457-1	R-13	66 *3 S1-	85 *3	131 *3 S1+	101 *3
620-12457-2	R-14	58 *3 S1-	82 *3	151 *3 S1+	115 *3
LCS 620-24269/1-A	Lab Control Sample	101	103	102	102
LCS 620-24321/1-A	Lab Control Sample	96	95	101	96
LCSD 620-24269/2-A	Lab Control Sample Dup	103	102	101	101
LCSD 620-24321/2-A	Lab Control Sample Dup	97	94	99	96
MB 620-24269/3-A	Method Blank	100	100	102	99
MB 620-24321/3-A	Method Blank	95	92	98	95

Surrogate Legend

BFB = 4-Bromofluorobenzene (Surr)
TOL = Toluene-d8 (Surr)
DCA = 1,2-Dichloroethane-d4 (Surr)
DBFM = Dibromofluoromethane (Surr)

QC Sample Results

Client: Groundwater & Environmental Services Inc
Job ID: 620-12457-1
Project/Site: Eversource Madison CT Area Work Center -

Method: 8260C - Volatile Organic Compounds (GC/MS)

Lab Sample ID: MB 620-24269/3-A
Matrix: Solid
Analysis Batch: 24271

Client Sample ID: Method Blank
Prep Type: Total/NA
Prep Batch: 24269

Analyte	MB Result	MB Qualifier	RL		Unit	D	Prepared	Analyzed	Dil Fac
1,1,2-Trichlorotrifluoroethane (Freon 113)	ND		0.00500		mg/Kg		06/30/23 16:29	06/30/23 20:17	1
Acetone	ND		0.0500		mg/Kg		06/30/23 16:29	06/30/23 20:17	1
Acrylonitrile	ND		0.00500		mg/Kg		06/30/23 16:29	06/30/23 20:17	1
Benzene	ND		0.00500		mg/Kg		06/30/23 16:29	06/30/23 20:17	1
Bromobenzene	ND		0.00500		mg/Kg		06/30/23 16:29	06/30/23 20:17	1
Bromochloromethane	ND		0.00500		mg/Kg		06/30/23 16:29	06/30/23 20:17	1
Bromodichloromethane	ND		0.00500		mg/Kg		06/30/23 16:29	06/30/23 20:17	1
Bromoform	ND		0.00500		mg/Kg		06/30/23 16:29	06/30/23 20:17	1
Bromomethane	ND		0.0100		mg/Kg		06/30/23 16:29	06/30/23 20:17	1
2-Butanone (MEK)	ND		0.0100		mg/Kg		06/30/23 16:29	06/30/23 20:17	1
2-Chlorotoluene	ND		0.00500		mg/Kg		06/30/23 16:29	06/30/23 20:17	1
n-Butylbenzene	ND		0.0100		mg/Kg		06/30/23 16:29	06/30/23 20:17	1
sec-Butylbenzene	ND		0.00500		mg/Kg		06/30/23 16:29	06/30/23 20:17	1
tert-Butylbenzene	ND		0.00500		mg/Kg		06/30/23 16:29	06/30/23 20:17	1
Carbon disulfide	ND		0.0100		mg/Kg		06/30/23 16:29	06/30/23 20:17	1
Carbon tetrachloride	ND		0.00500		mg/Kg		06/30/23 16:29	06/30/23 20:17	1
Chlorobenzene	ND		0.00500		mg/Kg		06/30/23 16:29	06/30/23 20:17	1
Chloroethane	ND		0.0100		mg/Kg		06/30/23 16:29	06/30/23 20:17	1
Chloroform	ND		0.00500		mg/Kg		06/30/23 16:29	06/30/23 20:17	1
Chloromethane	ND		0.0100		mg/Kg		06/30/23 16:29	06/30/23 20:17	1
4-Chlorotoluene	ND		0.00500		mg/Kg		06/30/23 16:29	06/30/23 20:17	1
1,2-Dibromo-3-Chloropropane	ND		0.0100		mg/Kg		06/30/23 16:29	06/30/23 20:17	1
Dibromochloromethane	ND		0.00500		mg/Kg		06/30/23 16:29	06/30/23 20:17	1
1,2-Dibromoethane (EDB)	ND		0.00500		mg/Kg		06/30/23 16:29	06/30/23 20:17	1
Dibromomethane	ND		0.00500		mg/Kg		06/30/23 16:29	06/30/23 20:17	1
1,2-Dichlorobenzene	ND		0.00500		mg/Kg		06/30/23 16:29	06/30/23 20:17	1
1,3-Dichlorobenzene	ND		0.00500		mg/Kg		06/30/23 16:29	06/30/23 20:17	1
1,4-Dichlorobenzene	ND		0.00500		mg/Kg		06/30/23 16:29	06/30/23 20:17	1
Dichlorodifluoromethane (Freon 12)	ND		0.0100		mg/Kg		06/30/23 16:29	06/30/23 20:17	1
1,1-Dichloroethane	ND		0.00500		mg/Kg		06/30/23 16:29	06/30/23 20:17	1
1,2-Dichloroethane	ND		0.00500		mg/Kg		06/30/23 16:29	06/30/23 20:17	1
1,1-Dichloroethene	ND		0.00500		mg/Kg		06/30/23 16:29	06/30/23 20:17	1
cis-1,2-Dichloroethene	ND		0.00500		mg/Kg		06/30/23 16:29	06/30/23 20:17	1
trans-1,2-Dichloroethene	ND		0.00500		mg/Kg		06/30/23 16:29	06/30/23 20:17	1
1,2-Dichloropropane	ND		0.00500		mg/Kg		06/30/23 16:29	06/30/23 20:17	1
1,3-Dichloropropane	ND		0.00500		mg/Kg		06/30/23 16:29	06/30/23 20:17	1
2,2-Dichloropropane	ND		0.00500		mg/Kg		06/30/23 16:29	06/30/23 20:17	1
1,1-Dichloropropene	ND		0.00500		mg/Kg		06/30/23 16:29	06/30/23 20:17	1
cis-1,3-Dichloropropene	ND		0.00500		mg/Kg		06/30/23 16:29	06/30/23 20:17	1
trans-1,3-Dichloropropene	ND		0.00500		mg/Kg		06/30/23 16:29	06/30/23 20:17	1
Ethylbenzene	ND		0.00500		mg/Kg		06/30/23 16:29	06/30/23 20:17	1
Hexachlorobutadiene	ND		0.0100		mg/Kg		06/30/23 16:29	06/30/23 20:17	1
2-Hexanone (MBK)	ND		0.0100		mg/Kg		06/30/23 16:29	06/30/23 20:17	1
Isopropylbenzene	ND		0.00500		mg/Kg		06/30/23 16:29	06/30/23 20:17	1
4-Isopropyltoluene	ND		0.00500		mg/Kg		06/30/23 16:29	06/30/23 20:17	1
Methyl tert-butyl ether	ND		0.00500		mg/Kg		06/30/23 16:29	06/30/23 20:17	1
4-Methyl-2-pentanone (MIBK)	ND		0.0100		mg/Kg		06/30/23 16:29	06/30/23 20:17	1
Methylene Chloride	ND		0.0100		mg/Kg		06/30/23 16:29	06/30/23 20:17	1

QC Sample Results

Client: Groundwater & Environmental Services Inc
Job ID: 620-12457-1
Project/Site: Eversource Madison CT Area Work Center -

Method: 8260C - Volatile Organic Compounds (GC/MS) (Continued)

Lab Sample ID: MB 620-24269/3-A
Matrix: Solid
Analysis Batch: 24271

Client Sample ID: Method Blank
Prep Type: Total/NA
Prep Batch: 24269

Analyte	MB Result	MB Qualifier	RL		Unit	D	Prepared	Analyzed	Dil Fac
Naphthalene	ND		0.00500		mg/Kg		06/30/23 16:29	06/30/23 20:17	1
N-Propylbenzene	ND		0.00500		mg/Kg		06/30/23 16:29	06/30/23 20:17	1
Styrene	ND		0.00500		mg/Kg		06/30/23 16:29	06/30/23 20:17	1
1,1,1,2-Tetrachloroethane	ND		0.00500		mg/Kg		06/30/23 16:29	06/30/23 20:17	1
1,1,2,2-Tetrachloroethane	ND		0.00500		mg/Kg		06/30/23 16:29	06/30/23 20:17	1
Tetrachloroethene	ND		0.00500		mg/Kg		06/30/23 16:29	06/30/23 20:17	1
Toluene	ND		0.00500		mg/Kg		06/30/23 16:29	06/30/23 20:17	1
1,2,3-Trichlorobenzene	ND		0.00500		mg/Kg		06/30/23 16:29	06/30/23 20:17	1
1,2,4-Trichlorobenzene	ND		0.00500		mg/Kg		06/30/23 16:29	06/30/23 20:17	1
1,3,5-Trichlorobenzene	ND		0.00500		mg/Kg		06/30/23 16:29	06/30/23 20:17	1
1,1,1-Trichloroethane	ND		0.00500		mg/Kg		06/30/23 16:29	06/30/23 20:17	1
1,1,2-Trichloroethane	ND		0.00500		mg/Kg		06/30/23 16:29	06/30/23 20:17	1
Trichloroethene	ND		0.00500		mg/Kg		06/30/23 16:29	06/30/23 20:17	1
Trichlorofluoromethane (Freon 11)	ND		0.00500		mg/Kg		06/30/23 16:29	06/30/23 20:17	1
1,2,3-Trichloropropane	ND		0.00500		mg/Kg		06/30/23 16:29	06/30/23 20:17	1
1,2,4-Trimethylbenzene	ND		0.00500		mg/Kg		06/30/23 16:29	06/30/23 20:17	1
1,3,5-Trimethylbenzene	ND		0.00500		mg/Kg		06/30/23 16:29	06/30/23 20:17	1
Vinyl chloride	ND		0.00500		mg/Kg		06/30/23 16:29	06/30/23 20:17	1
m,p-Xylene	ND		0.00500		mg/Kg		06/30/23 16:29	06/30/23 20:17	1
o-Xylene	ND		0.00500		mg/Kg		06/30/23 16:29	06/30/23 20:17	1
Tetrahydrofuran	ND		0.0100		mg/Kg		06/30/23 16:29	06/30/23 20:17	1
Ethyl ether	ND		0.00500		mg/Kg		06/30/23 16:29	06/30/23 20:17	1
Tert-amyl methyl ether	ND		0.00500		mg/Kg		06/30/23 16:29	06/30/23 20:17	1
Ethyl tert-butyl ether	ND		0.00500		mg/Kg		06/30/23 16:29	06/30/23 20:17	1
di-Isopropyl ether	ND		0.00500		mg/Kg		06/30/23 16:29	06/30/23 20:17	1
tert-Butanol	ND		0.100		mg/Kg		06/30/23 16:29	06/30/23 20:17	1
1,4-Dioxane	ND		0.100		mg/Kg		06/30/23 16:29	06/30/23 20:17	1
trans-1,4-Dichloro-2-butene	ND		0.0250		mg/Kg		06/30/23 16:29	06/30/23 20:17	1
Ethanol	ND		1.00		mg/Kg		06/30/23 16:29	06/30/23 20:17	1
1,3-Dichloropropene, Total	ND		0.00500		mg/Kg		06/30/23 16:29	06/30/23 20:17	1
Xylenes, Total	ND		0.0150		mg/Kg		06/30/23 16:29	06/30/23 20:17	1

Surrogate	*MB %Recovery*	*MB Qualifier*	*Limits*	*Prepared*	*Analyzed*	*Dil Fac*
4-Bromofluorobenzene (Surr)	*100*		*70 - 130*	*06/30/23 16:29*	*06/30/23 20:17*	*1*
Toluene-d8 (Surr)	*100*		*70 - 130*	*06/30/23 16:29*	*06/30/23 20:17*	*1*
1,2-Dichloroethane-d4 (Surr)	*102*		*70 - 130*	*06/30/23 16:29*	*06/30/23 20:17*	*1*
Dibromofluoromethane (Surr)	*99*		*70 - 130*	*06/30/23 16:29*	*06/30/23 20:17*	*1*

Lab Sample ID: LCS 620-24269/1-A
Matrix: Solid
Analysis Batch: 24271

Client Sample ID: Lab Control Sample
Prep Type: Total/NA
Prep Batch: 24269

Analyte	Spike Added	LCS Result	LCS Qualifier	Unit	D	%Rec	%Rec Limits
1,1,2-Trichlorotrifluoroethane (Freon 113)	0.0200	0.02151		mg/Kg		108	70 - 130
Acetone	0.0200	0.02220	J	mg/Kg		111	70 - 130
Acrylonitrile	0.0200	0.02036		mg/Kg		102	70 - 130
Benzene	0.0200	0.02170		mg/Kg		109	70 - 130
Bromobenzene	0.0200	0.01939		mg/Kg		97	70 - 130

QC Sample Results

Client: Groundwater & Environmental Services Inc
Job ID: 620-12457-1
Project/Site: Eversource Madison CT Area Work Center -

Method: 8260C - Volatile Organic Compounds (GC/MS) (Continued)

Lab Sample ID: LCS 620-24269/1-A
Matrix: Solid
Analysis Batch: 24271

Client Sample ID: Lab Control Sample
Prep Type: Total/NA
Prep Batch: 24269

Analyte	Spike Added	LCS Result	LCS Qualifier	Unit	D	%Rec	%Rec Limits
Bromochloromethane	0.0200	0.02097		mg/Kg		105	70 - 130
Bromodichloromethane	0.0200	0.02056		mg/Kg		103	70 - 130
Bromoform	0.0200	0.01821		mg/Kg		91	70 - 130
Bromomethane	0.0200	0.02222		mg/Kg		111	70 - 130
2-Butanone (MEK)	0.0200	0.02292		mg/Kg		115	70 - 130
2-Chlorotoluene	0.0200	0.02134		mg/Kg		107	70 - 130
n-Butylbenzene	0.0200	0.02092		mg/Kg		105	70 - 130
sec-Butylbenzene	0.0200	0.02090		mg/Kg		105	70 - 130
tert-Butylbenzene	0.0200	0.02120		mg/Kg		106	70 - 130
Carbon disulfide	0.0200	0.02221		mg/Kg		111	70 - 130
Carbon tetrachloride	0.0200	0.02062		mg/Kg		103	70 - 130
Chlorobenzene	0.0200	0.02024		mg/Kg		101	70 - 130
Chloroethane	0.0200	0.02279		mg/Kg		114	70 - 130
Chloroform	0.0200	0.02143		mg/Kg		107	70 - 130
Chloromethane	0.0200	0.02567		mg/Kg		128	70 - 130
4-Chlorotoluene	0.0200	0.02074		mg/Kg		104	70 - 130
1,2-Dibromo-3-Chloropropane	0.0200	0.01902		mg/Kg		95	70 - 130
Dibromochloromethane	0.0200	0.01993		mg/Kg		100	70 - 130
1,2-Dibromoethane (EDB)	0.0200	0.02078		mg/Kg		104	70 - 130
Dibromomethane	0.0200	0.02070		mg/Kg		103	70 - 130
1,2-Dichlorobenzene	0.0200	0.02032		mg/Kg		102	70 - 130
1,3-Dichlorobenzene	0.0200	0.02038		mg/Kg		102	70 - 130
1,4-Dichlorobenzene	0.0200	0.02052		mg/Kg		103	70 - 130
Dichlorodifluoromethane (Freon 12)	0.0200	0.03317	*+	mg/Kg		166	70 - 130
1,1-Dichloroethane	0.0200	0.02160		mg/Kg		108	70 - 130
1,2-Dichloroethane	0.0200	0.02160		mg/Kg		108	70 - 130
1,1-Dichloroethene	0.0200	0.02094		mg/Kg		105	70 - 130
cis-1,2-Dichloroethene	0.0200	0.02065		mg/Kg		103	70 - 130
trans-1,2-Dichloroethene	0.0200	0.02110		mg/Kg		106	70 - 130
1,2-Dichloropropane	0.0200	0.02108		mg/Kg		105	70 - 130
1,3-Dichloropropane	0.0200	0.02123		mg/Kg		106	70 - 130
2,2-Dichloropropane	0.0200	0.02065		mg/Kg		103	70 - 130
1,1-Dichloropropene	0.0200	0.02093		mg/Kg		105	70 - 130
cis-1,3-Dichloropropene	0.0200	0.02012		mg/Kg		101	70 - 130
trans-1,3-Dichloropropene	0.0200	0.02049		mg/Kg		102	70 - 130
Ethylbenzene	0.0200	0.02094		mg/Kg		105	70 - 130
Hexachlorobutadiene	0.0200	0.01901		mg/Kg		95	70 - 130
2-Hexanone (MBK)	0.0200	0.02070		mg/Kg		103	70 - 130
Isopropylbenzene	0.0200	0.02072		mg/Kg		104	70 - 130
4-Isopropyltoluene	0.0200	0.02089		mg/Kg		104	70 - 130
Methyl tert-butyl ether	0.0200	0.02084		mg/Kg		104	70 - 130
4-Methyl-2-pentanone (MIBK)	0.0200	0.02063		mg/Kg		103	70 - 130
Methylene Chloride	0.0200	0.02074		mg/Kg		104	70 - 130
Naphthalene	0.0200	0.01980		mg/Kg		99	70 - 130
N-Propylbenzene	0.0200	0.02106		mg/Kg		105	70 - 130
Styrene	0.0200	0.02060		mg/Kg		103	70 - 130
1,1,1,2-Tetrachloroethane	0.0200	0.01970		mg/Kg		99	70 - 130
1,1,2,2-Tetrachloroethane	0.0200	0.02118		mg/Kg		106	70 - 130

QC Sample Results

Client: Groundwater & Environmental Services Inc
Job ID: 620-12457-1
Project/Site: Eversource Madison CT Area Work Center -

Method: 8260C - Volatile Organic Compounds (GC/MS) (Continued)

Lab Sample ID: LCS 620-24269/1-A
Matrix: Solid
Analysis Batch: 24271

Client Sample ID: Lab Control Sample
Prep Type: Total/NA
Prep Batch: 24269

Analyte	Spike Added	LCS Result	LCS Qualifier	Unit	D	%Rec	%Rec Limits
Tetrachloroethene	0.0200	0.01986		mg/Kg		99	70 - 130
Toluene	0.0200	0.02143		mg/Kg		107	70 - 130
1,2,3-Trichlorobenzene	0.0200	0.01930		mg/Kg		96	70 - 130
1,2,4-Trichlorobenzene	0.0200	0.01904		mg/Kg		95	70 - 130
1,3,5-Trichlorobenzene	0.0200	0.01958		mg/Kg		98	70 - 130
1,1,1-Trichloroethane	0.0200	0.02108		mg/Kg		105	70 - 130
1,1,2-Trichloroethane	0.0200	0.02154		mg/Kg		108	70 - 130
Trichloroethene	0.0200	0.02118		mg/Kg		106	70 - 130
Trichlorofluoromethane (Freon 11)	0.0200	0.02217		mg/Kg		111	70 - 130
1,2,3-Trichloropropane	0.0200	0.02089		mg/Kg		104	70 - 130
1,2,4-Trimethylbenzene	0.0200	0.02068		mg/Kg		103	70 - 130
1,3,5-Trimethylbenzene	0.0200	0.02079		mg/Kg		104	70 - 130
Vinyl chloride	0.0200	0.02373		mg/Kg		119	70 - 130
m,p-Xylene	0.0200	0.02059		mg/Kg		103	70 - 130
o-Xylene	0.0200	0.02038		mg/Kg		102	70 - 130
Tetrahydrofuran	0.0200	0.02102		mg/Kg		105	70 - 130
Ethyl ether	0.0200	0.02153		mg/Kg		108	70 - 130
Tert-amyl methyl ether	0.0200	0.02055		mg/Kg		103	70 - 130
Ethyl tert-butyl ether	0.0200	0.02098		mg/Kg		105	70 - 130
di-Isopropyl ether	0.0200	0.02131		mg/Kg		107	70 - 130
tert-Butanol	0.200	0.2054		mg/Kg		103	70 - 130
1,4-Dioxane	0.200	0.1969		mg/Kg		98	70 - 130
trans-1,4-Dichloro-2-butene	0.0200	0.02027	J	mg/Kg		101	70 - 130
Ethanol	0.400	0.4381	J	mg/Kg		110	70 - 130

Surrogate	*LCS %Recovery*	*LCS Qualifier*	*Limits*
4-Bromofluorobenzene (Surr)	*101*		*70 - 130*
Toluene-d8 (Surr)	*103*		*70 - 130*
1,2-Dichloroethane-d4 (Surr)	*102*		*70 - 130*
Dibromofluoromethane (Surr)	*102*		*70 - 130*

Lab Sample ID: LCSD 620-24269/2-A
Matrix: Solid
Analysis Batch: 24271

Client Sample ID: Lab Control Sample Dup
Prep Type: Total/NA
Prep Batch: 24269

Analyte	Spike Added	LCSD Result	LCSD Qualifier	Unit	D	%Rec	%Rec Limits	RPD	RPD Limit
1,1,2-Trichlorotrifluoroethane (Freon 113)	0.0200	0.02047		mg/Kg		102	70 - 130	5	30
Acetone	0.0200	0.02280	J	mg/Kg		114	70 - 130	3	30
Acrylonitrile	0.0200	0.02166		mg/Kg		108	70 - 130	6	30
Benzene	0.0200	0.02109		mg/Kg		105	70 - 130	3	30
Bromobenzene	0.0200	0.01955		mg/Kg		98	70 - 130	1	30
Bromochloromethane	0.0200	0.02075		mg/Kg		104	70 - 130	1	30
Bromodichloromethane	0.0200	0.02049		mg/Kg		102	70 - 130	0	30
Bromoform	0.0200	0.01846		mg/Kg		92	70 - 130	1	30
Bromomethane	0.0200	0.02076		mg/Kg		104	70 - 130	7	30
2-Butanone (MEK)	0.0200	0.02351		mg/Kg		118	70 - 130	3	30
2-Chlorotoluene	0.0200	0.02089		mg/Kg		104	70 - 130	2	30

QC Sample Results

Client: Groundwater & Environmental Services Inc
Job ID: 620-12457-1
Project/Site: Eversource Madison CT Area Work Center -

Method: 8260C - Volatile Organic Compounds (GC/MS) (Continued)

Lab Sample ID: LCSD 620-24269/2-A
Client Sample ID: Lab Control Sample Dup
Matrix: Solid
Prep Type: Total/NA
Analysis Batch: 24271
Prep Batch: 24269

Analyte	Spike Added	LCSD Result	LCSD Qualifier	Unit	D	%Rec	%Rec Limits	RPD	RPD Limit
n-Butylbenzene	0.0200	0.01971		mg/Kg		99	70 - 130	6	30
sec-Butylbenzene	0.0200	0.02055		mg/Kg		103	70 - 130	2	30
tert-Butylbenzene	0.0200	0.02079		mg/Kg		104	70 - 130	2	30
Carbon disulfide	0.0200	0.02118		mg/Kg		106	70 - 130	5	30
Carbon tetrachloride	0.0200	0.02007		mg/Kg		100	70 - 130	3	30
Chlorobenzene	0.0200	0.02014		mg/Kg		101	70 - 130	1	30
Chloroethane	0.0200	0.02207		mg/Kg		110	70 - 130	3	30
Chloroform	0.0200	0.02109		mg/Kg		105	70 - 130	2	30
Chloromethane	0.0200	0.02498		mg/Kg		125	70 - 130	3	30
4-Chlorotoluene	0.0200	0.02041		mg/Kg		102	70 - 130	2	30
1,2-Dibromo-3-Chloropropane	0.0200	0.01944		mg/Kg		97	70 - 130	2	30
Dibromochloromethane	0.0200	0.02004		mg/Kg		100	70 - 130	1	30
1,2-Dibromoethane (EDB)	0.0200	0.02090		mg/Kg		104	70 - 130	1	30
Dibromomethane	0.0200	0.02056		mg/Kg		103	70 - 130	1	30
1,2-Dichlorobenzene	0.0200	0.02005		mg/Kg		100	70 - 130	1	30
1,3-Dichlorobenzene	0.0200	0.01992		mg/Kg		100	70 - 130	2	30
1,4-Dichlorobenzene	0.0200	0.01978		mg/Kg		99	70 - 130	4	30
Dichlorodifluoromethane (Freon 12)	0.0200	0.03105	*+	mg/Kg		155	70 - 130	7	30
1,1-Dichloroethane	0.0200	0.02115		mg/Kg		106	70 - 130	2	30
1,2-Dichloroethane	0.0200	0.02163		mg/Kg		108	70 - 130	0	30
1,1-Dichloroethene	0.0200	0.02075		mg/Kg		104	70 - 130	1	30
cis-1,2-Dichloroethene	0.0200	0.02048		mg/Kg		102	70 - 130	1	30
trans-1,2-Dichloroethene	0.0200	0.02032		mg/Kg		102	70 - 130	4	30
1,2-Dichloropropane	0.0200	0.02122		mg/Kg		106	70 - 130	1	30
1,3-Dichloropropane	0.0200	0.02113		mg/Kg		106	70 - 130	0	30
2,2-Dichloropropane	0.0200	0.02025		mg/Kg		101	70 - 130	2	30
1,1-Dichloropropene	0.0200	0.02024		mg/Kg		101	70 - 130	3	30
cis-1,3-Dichloropropene	0.0200	0.02015		mg/Kg		101	70 - 130	0	30
trans-1,3-Dichloropropene	0.0200	0.02033		mg/Kg		102	70 - 130	1	30
Ethylbenzene	0.0200	0.02004		mg/Kg		100	70 - 130	4	30
Hexachlorobutadiene	0.0200	0.01881		mg/Kg		94	70 - 130	1	30
2-Hexanone (MBK)	0.0200	0.02094		mg/Kg		105	70 - 130	1	30
Isopropylbenzene	0.0200	0.02020		mg/Kg		101	70 - 130	3	30
4-Isopropyltoluene	0.0200	0.01987		mg/Kg		99	70 - 130	5	30
Methyl tert-butyl ether	0.0200	0.02120		mg/Kg		106	70 - 130	2	30
4-Methyl-2-pentanone (MIBK)	0.0200	0.02150		mg/Kg		107	70 - 130	4	30
Methylene Chloride	0.0200	0.02032		mg/Kg		102	70 - 130	2	30
Naphthalene	0.0200	0.02168		mg/Kg		108	70 - 130	9	30
N-Propylbenzene	0.0200	0.02037		mg/Kg		102	70 - 130	3	30
Styrene	0.0200	0.02013		mg/Kg		101	70 - 130	2	30
1,1,1,2-Tetrachloroethane	0.0200	0.01961		mg/Kg		98	70 - 130	0	30
1,1,2,2-Tetrachloroethane	0.0200	0.02158		mg/Kg		108	70 - 130	2	30
Tetrachloroethene	0.0200	0.01904		mg/Kg		95	70 - 130	4	30
Toluene	0.0200	0.02093		mg/Kg		105	70 - 130	2	30
1,2,3-Trichlorobenzene	0.0200	0.02014		mg/Kg		101	70 - 130	4	30
1,2,4-Trichlorobenzene	0.0200	0.01976		mg/Kg		99	70 - 130	4	30
1,3,5-Trichlorobenzene	0.0200	0.01923		mg/Kg		96	70 - 130	2	30
1,1,1-Trichloroethane	0.0200	0.02059		mg/Kg		103	70 - 130	2	30

QC Sample Results

Client: Groundwater & Environmental Services Inc
Job ID: 620-12457-1
Project/Site: Eversource Madison CT Area Work Center -

Method: 8260C - Volatile Organic Compounds (GC/MS) (Continued)

Lab Sample ID: LCSD 620-24269/2-A
Matrix: Solid
Analysis Batch: 24271

Client Sample ID: Lab Control Sample Dup
Prep Type: Total/NA
Prep Batch: 24269

Analyte			Spike Added	LCSD Result	LCSD Qualifier	Unit	D	%Rec	%Rec Limits	RPD	RPD Limit
1,1,2-Trichloroethane			0.0200	0.02150		mg/Kg		108	70 - 130	0	30
Trichloroethene			0.0200	0.02084		mg/Kg		104	70 - 130	2	30
Trichlorofluoromethane (Freon 11)			0.0200	0.02127		mg/Kg		106	70 - 130	4	30
1,2,3-Trichloropropane			0.0200	0.02132		mg/Kg		107	70 - 130	2	30
1,2,4-Trimethylbenzene			0.0200	0.02045		mg/Kg		102	70 - 130	1	30
1,3,5-Trimethylbenzene			0.0200	0.02027		mg/Kg		101	70 - 130	3	30
Vinyl chloride			0.0200	0.02288		mg/Kg		114	70 - 130	4	30
m,p-Xylene			0.0200	0.02011		mg/Kg		101	70 - 130	2	30
o-Xylene			0.0200	0.02023		mg/Kg		101	70 - 130	1	30
Tetrahydrofuran			0.0200	0.02132		mg/Kg		107	70 - 130	1	30
Ethyl ether			0.0200	0.02138		mg/Kg		107	70 - 130	1	30
Tert-amyl methyl ether			0.0200	0.02067		mg/Kg		103	70 - 130	1	30
Ethyl tert-butyl ether			0.0200	0.02096		mg/Kg		105	70 - 130	0	30
di-Isopropyl ether			0.0200	0.02110		mg/Kg		106	70 - 130	1	30
tert-Butanol			0.200	0.2117		mg/Kg		106	70 - 130	3	30
1,4-Dioxane			0.200	0.1988		mg/Kg		99	70 - 130	1	30
trans-1,4-Dichloro-2-butene			0.0200	0.02145	J	mg/Kg		107	70 - 130	6	30
Ethanol			0.400	0.4566	J	mg/Kg		114	70 - 130	4	30

Surrogate	*LCSD %Recovery*	*LCSD Qualifier*	*Limits*
4-Bromofluorobenzene (Surr)	*103*		*70 - 130*
Toluene-d8 (Surr)	*102*		*70 - 130*
1,2-Dichloroethane-d4 (Surr)	*101*		*70 - 130*
Dibromofluoromethane (Surr)	*101*		*70 - 130*

Lab Sample ID: MB 620-24321/3-A
Matrix: Solid
Analysis Batch: 24324

Client Sample ID: Method Blank
Prep Type: Total/NA
Prep Batch: 24321

Analyte	MB Result	MB Qualifier	RL		Unit	D	Prepared	Analyzed	Dil Fac
1,1,2-Trichlorotrifluoroethane (Freon 113)	ND		0.00500		mg/Kg		07/03/23 15:42	07/03/23 19:33	1
Acetone	ND		0.0500		mg/Kg		07/03/23 15:42	07/03/23 19:33	1
Acrylonitrile	ND		0.00500		mg/Kg		07/03/23 15:42	07/03/23 19:33	1
Benzene	ND		0.00500		mg/Kg		07/03/23 15:42	07/03/23 19:33	1
Bromobenzene	ND		0.00500		mg/Kg		07/03/23 15:42	07/03/23 19:33	1
Bromochloromethane	ND		0.00500		mg/Kg		07/03/23 15:42	07/03/23 19:33	1
Bromodichloromethane	ND		0.00500		mg/Kg		07/03/23 15:42	07/03/23 19:33	1
Bromoform	ND		0.00500		mg/Kg		07/03/23 15:42	07/03/23 19:33	1
Bromomethane	ND		0.0100		mg/Kg		07/03/23 15:42	07/03/23 19:33	1
2-Butanone (MEK)	ND		0.0100		mg/Kg		07/03/23 15:42	07/03/23 19:33	1
2-Chlorotoluene	ND		0.00500		mg/Kg		07/03/23 15:42	07/03/23 19:33	1
n-Butylbenzene	ND		0.0100		mg/Kg		07/03/23 15:42	07/03/23 19:33	1
sec-Butylbenzene	ND		0.00500		mg/Kg		07/03/23 15:42	07/03/23 19:33	1
tert-Butylbenzene	ND		0.00500		mg/Kg		07/03/23 15:42	07/03/23 19:33	1
Carbon disulfide	ND		0.0100		mg/Kg		07/03/23 15:42	07/03/23 19:33	1
Carbon tetrachloride	ND		0.00500		mg/Kg		07/03/23 15:42	07/03/23 19:33	1
Chlorobenzene	ND		0.00500		mg/Kg		07/03/23 15:42	07/03/23 19:33	1

QC Sample Results

Client: Groundwater & Environmental Services Inc
Job ID: 620-12457-1
Project/Site: Eversource Madison CT Area Work Center -

Method: 8260C - Volatile Organic Compounds (GC/MS) (Continued)

Lab Sample ID: MB 620-24321/3-A
Matrix: Solid
Analysis Batch: 24324

Client Sample ID: Method Blank
Prep Type: Total/NA
Prep Batch: 24321

Analyte	MB Result	MB Qualifier	RL		Unit	D	Prepared	Analyzed	Dil Fac
Chloroethane	ND		0.0100		mg/Kg		07/03/23 15:42	07/03/23 19:33	1
Chloroform	ND		0.00500		mg/Kg		07/03/23 15:42	07/03/23 19:33	1
Chloromethane	ND		0.0100		mg/Kg		07/03/23 15:42	07/03/23 19:33	1
4-Chlorotoluene	ND		0.00500		mg/Kg		07/03/23 15:42	07/03/23 19:33	1
1,2-Dibromo-3-Chloropropane	ND		0.0100		mg/Kg		07/03/23 15:42	07/03/23 19:33	1
Dibromochloromethane	ND		0.00500		mg/Kg		07/03/23 15:42	07/03/23 19:33	1
1,2-Dibromoethane (EDB)	ND		0.00500		mg/Kg		07/03/23 15:42	07/03/23 19:33	1
Dibromomethane	ND		0.00500		mg/Kg		07/03/23 15:42	07/03/23 19:33	1
1,2-Dichlorobenzene	ND		0.00500		mg/Kg		07/03/23 15:42	07/03/23 19:33	1
1,3-Dichlorobenzene	ND		0.00500		mg/Kg		07/03/23 15:42	07/03/23 19:33	1
1,4-Dichlorobenzene	ND		0.00500		mg/Kg		07/03/23 15:42	07/03/23 19:33	1
Dichlorodifluoromethane (Freon 12)	ND		0.0100		mg/Kg		07/03/23 15:42	07/03/23 19:33	1
1,1-Dichloroethane	ND		0.00500		mg/Kg		07/03/23 15:42	07/03/23 19:33	1
1,2-Dichloroethane	ND		0.00500		mg/Kg		07/03/23 15:42	07/03/23 19:33	1
1,1-Dichloroethene	ND		0.00500		mg/Kg		07/03/23 15:42	07/03/23 19:33	1
cis-1,2-Dichloroethene	ND		0.00500		mg/Kg		07/03/23 15:42	07/03/23 19:33	1
trans-1,2-Dichloroethene	ND		0.00500		mg/Kg		07/03/23 15:42	07/03/23 19:33	1
1,2-Dichloropropane	ND		0.00500		mg/Kg		07/03/23 15:42	07/03/23 19:33	1
1,3-Dichloropropane	ND		0.00500		mg/Kg		07/03/23 15:42	07/03/23 19:33	1
2,2-Dichloropropane	ND		0.00500		mg/Kg		07/03/23 15:42	07/03/23 19:33	1
1,1-Dichloropropene	ND		0.00500		mg/Kg		07/03/23 15:42	07/03/23 19:33	1
cis-1,3-Dichloropropene	ND		0.00500		mg/Kg		07/03/23 15:42	07/03/23 19:33	1
trans-1,3-Dichloropropene	ND		0.00500		mg/Kg		07/03/23 15:42	07/03/23 19:33	1
Ethylbenzene	ND		0.00500		mg/Kg		07/03/23 15:42	07/03/23 19:33	1
Hexachlorobutadiene	ND		0.0100		mg/Kg		07/03/23 15:42	07/03/23 19:33	1
2-Hexanone (MBK)	ND		0.0100		mg/Kg		07/03/23 15:42	07/03/23 19:33	1
Isopropylbenzene	ND		0.00500		mg/Kg		07/03/23 15:42	07/03/23 19:33	1
4-Isopropyltoluene	ND		0.00500		mg/Kg		07/03/23 15:42	07/03/23 19:33	1
Methyl tert-butyl ether	ND		0.00500		mg/Kg		07/03/23 15:42	07/03/23 19:33	1
4-Methyl-2-pentanone (MIBK)	ND		0.0100		mg/Kg		07/03/23 15:42	07/03/23 19:33	1
Methylene Chloride	ND		0.0100		mg/Kg		07/03/23 15:42	07/03/23 19:33	1
Naphthalene	ND		0.00500		mg/Kg		07/03/23 15:42	07/03/23 19:33	1
N-Propylbenzene	ND		0.00500		mg/Kg		07/03/23 15:42	07/03/23 19:33	1
Styrene	ND		0.00500		mg/Kg		07/03/23 15:42	07/03/23 19:33	1
1,1,1,2-Tetrachloroethane	ND		0.00500		mg/Kg		07/03/23 15:42	07/03/23 19:33	1
1,1,2,2-Tetrachloroethane	ND		0.00500		mg/Kg		07/03/23 15:42	07/03/23 19:33	1
Tetrachloroethene	ND		0.00500		mg/Kg		07/03/23 15:42	07/03/23 19:33	1
Toluene	ND		0.00500		mg/Kg		07/03/23 15:42	07/03/23 19:33	1
1,2,3-Trichlorobenzene	ND		0.00500		mg/Kg		07/03/23 15:42	07/03/23 19:33	1
1,2,4-Trichlorobenzene	ND		0.00500		mg/Kg		07/03/23 15:42	07/03/23 19:33	1
1,3,5-Trichlorobenzene	ND		0.00500		mg/Kg		07/03/23 15:42	07/03/23 19:33	1
1,1,1-Trichloroethane	ND		0.00500		mg/Kg		07/03/23 15:42	07/03/23 19:33	1
1,1,2-Trichloroethane	ND		0.00500		mg/Kg		07/03/23 15:42	07/03/23 19:33	1
Trichloroethene	ND		0.00500		mg/Kg		07/03/23 15:42	07/03/23 19:33	1
Trichlorofluoromethane (Freon 11)	ND		0.00500		mg/Kg		07/03/23 15:42	07/03/23 19:33	1
1,2,3-Trichloropropane	ND		0.00500		mg/Kg		07/03/23 15:42	07/03/23 19:33	1
1,2,4-Trimethylbenzene	ND		0.00500		mg/Kg		07/03/23 15:42	07/03/23 19:33	1
1,3,5-Trimethylbenzene	ND		0.00500		mg/Kg		07/03/23 15:42	07/03/23 19:33	1
Vinyl chloride	ND		0.00500		mg/Kg		07/03/23 15:42	07/03/23 19:33	1

QC Sample Results

Client: Groundwater & Environmental Services Inc
Job ID: 620-12457-1
Project/Site: Eversource Madison CT Area Work Center -

Method: 8260C - Volatile Organic Compounds (GC/MS) (Continued)

Lab Sample ID: MB 620-24321/3-A
Matrix: Solid
Analysis Batch: 24324

Client Sample ID: Method Blank
Prep Type: Total/NA
Prep Batch: 24321

Analyte	MB Result	MB Qualifier	RL		Unit	D	Prepared	Analyzed	Dil Fac
m,p-Xylene	ND		0.00500		mg/Kg		07/03/23 15:42	07/03/23 19:33	1
o-Xylene	ND		0.00500		mg/Kg		07/03/23 15:42	07/03/23 19:33	1
Tetrahydrofuran	ND		0.0100		mg/Kg		07/03/23 15:42	07/03/23 19:33	1
Ethyl ether	ND		0.00500		mg/Kg		07/03/23 15:42	07/03/23 19:33	1
Tert-amyl methyl ether	ND		0.00500		mg/Kg		07/03/23 15:42	07/03/23 19:33	1
Ethyl tert-butyl ether	ND		0.00500		mg/Kg		07/03/23 15:42	07/03/23 19:33	1
di-Isopropyl ether	ND		0.00500		mg/Kg		07/03/23 15:42	07/03/23 19:33	1
tert-Butanol	ND		0.100		mg/Kg		07/03/23 15:42	07/03/23 19:33	1
1,4-Dioxane	ND		0.100		mg/Kg		07/03/23 15:42	07/03/23 19:33	1
trans-1,4-Dichloro-2-butene	ND		0.0250		mg/Kg		07/03/23 15:42	07/03/23 19:33	1
Ethanol	ND		1.00		mg/Kg		07/03/23 15:42	07/03/23 19:33	1
1,3-Dichloropropene, Total	ND		0.00500		mg/Kg		07/03/23 15:42	07/03/23 19:33	1
Xylenes, Total	ND		0.0150		mg/Kg		07/03/23 15:42	07/03/23 19:33	1

Surrogate	*MB %Recovery*	*MB Qualifier*	*Limits*	*Prepared*	*Analyzed*	*Dil Fac*
4-Bromofluorobenzene (Surr)	*95*		*70 - 130*	*07/03/23 15:42*	*07/03/23 19:33*	*1*
Toluene-d8 (Surr)	*92*		*70 - 130*	*07/03/23 15:42*	*07/03/23 19:33*	*1*
1,2-Dichloroethane-d4 (Surr)	*98*		*70 - 130*	*07/03/23 15:42*	*07/03/23 19:33*	*1*
Dibromofluoromethane (Surr)	*95*		*70 - 130*	*07/03/23 15:42*	*07/03/23 19:33*	*1*

Lab Sample ID: LCS 620-24321/1-A
Matrix: Solid
Analysis Batch: 24324

Client Sample ID: Lab Control Sample
Prep Type: Total/NA
Prep Batch: 24321

Analyte	Spike Added	LCS Result	LCS Qualifier	Unit	D	%Rec	%Rec Limits
1,1,2-Trichlorotrifluoroethane (Freon 113)	0.0200	0.01726		mg/Kg		86	70 - 130
Acetone	0.0200	0.01655	J	mg/Kg		83	70 - 130
Acrylonitrile	0.0200	0.01738		mg/Kg		87	70 - 130
Benzene	0.0200	0.01723		mg/Kg		86	70 - 130
Bromobenzene	0.0200	0.01874		mg/Kg		94	70 - 130
Bromochloromethane	0.0200	0.01669		mg/Kg		83	70 - 130
Bromodichloromethane	0.0200	0.01667		mg/Kg		83	70 - 130
Bromoform	0.0200	0.01800		mg/Kg		90	70 - 130
Bromomethane	0.0200	0.01552		mg/Kg		78	70 - 130
2-Butanone (MEK)	0.0200	0.01817		mg/Kg		91	70 - 130
2-Chlorotoluene	0.0200	0.02025		mg/Kg		101	70 - 130
n-Butylbenzene	0.0200	0.02200		mg/Kg		110	70 - 130
sec-Butylbenzene	0.0200	0.01988		mg/Kg		99	70 - 130
tert-Butylbenzene	0.0200	0.01738		mg/Kg		87	70 - 130
Carbon disulfide	0.0200	0.01739		mg/Kg		87	70 - 130
Carbon tetrachloride	0.0200	0.01668		mg/Kg		83	70 - 130
Chlorobenzene	0.0200	0.01914		mg/Kg		96	70 - 130
Chloroethane	0.0200	0.01642		mg/Kg		82	70 - 130
Chloroform	0.0200	0.01672		mg/Kg		84	70 - 130
Chloromethane	0.0200	0.01740		mg/Kg		87	70 - 130
4-Chlorotoluene	0.0200	0.01962		mg/Kg		98	70 - 130
1,2-Dibromo-3-Chloropropane	0.0200	0.02055		mg/Kg		103	70 - 130
Dibromochloromethane	0.0200	0.01655		mg/Kg		83	70 - 130

QC Sample Results

Client: Groundwater & Environmental Services Inc
Job ID: 620-12457-1
Project/Site: Eversource Madison CT Area Work Center -

Method: 8260C - Volatile Organic Compounds (GC/MS) (Continued)

Lab Sample ID: LCS 620-24321/1-A
Matrix: Solid
Analysis Batch: 24324

Client Sample ID: Lab Control Sample
Prep Type: Total/NA
Prep Batch: 24321

Analyte	Spike Added	LCS Result	LCS Qualifier	Unit	D	%Rec	%Rec Limits
1,2-Dibromoethane (EDB)	0.0200	0.01691		mg/Kg		85	70 - 130
Dibromomethane	0.0200	0.01675		mg/Kg		84	70 - 130
1,2-Dichlorobenzene	0.0200	0.02071		mg/Kg		104	70 - 130
1,3-Dichlorobenzene	0.0200	0.01930		mg/Kg		97	70 - 130
1,4-Dichlorobenzene	0.0200	0.02064		mg/Kg		103	70 - 130
Dichlorodifluoromethane (Freon 12)	0.0200	0.01955		mg/Kg		98	70 - 130
1,1-Dichloroethane	0.0200	0.01718		mg/Kg		86	70 - 130
1,2-Dichloroethane	0.0200	0.01649		mg/Kg		82	70 - 130
1,1-Dichloroethene	0.0200	0.01698		mg/Kg		85	70 - 130
cis-1,2-Dichloroethene	0.0200	0.01727		mg/Kg		86	70 - 130
trans-1,2-Dichloroethene	0.0200	0.01718		mg/Kg		86	70 - 130
1,2-Dichloropropane	0.0200	0.01738		mg/Kg		87	70 - 130
1,3-Dichloropropane	0.0200	0.01720		mg/Kg		86	70 - 130
2,2-Dichloropropane	0.0200	0.01759		mg/Kg		88	70 - 130
1,1-Dichloropropene	0.0200	0.01735		mg/Kg		87	70 - 130
cis-1,3-Dichloropropene	0.0200	0.01745		mg/Kg		87	70 - 130
trans-1,3-Dichloropropene	0.0200	0.01693		mg/Kg		85	70 - 130
Ethylbenzene	0.0200	0.01945		mg/Kg		97	70 - 130
Hexachlorobutadiene	0.0200	0.02056		mg/Kg		103	70 - 130
2-Hexanone (MBK)	0.0200	0.01742		mg/Kg		87	70 - 130
Isopropylbenzene	0.0200	0.01999		mg/Kg		100	70 - 130
4-Isopropyltoluene	0.0200	0.02175		mg/Kg		109	70 - 130
Methyl tert-butyl ether	0.0200	0.01784		mg/Kg		89	70 - 130
4-Methyl-2-pentanone (MIBK)	0.0200	0.01709		mg/Kg		85	70 - 130
Methylene Chloride	0.0200	0.01667		mg/Kg		83	70 - 130
Naphthalene	0.0200	0.02345		mg/Kg		117	70 - 130
N-Propylbenzene	0.0200	0.01982		mg/Kg		99	70 - 130
Styrene	0.0200	0.01984		mg/Kg		99	70 - 130
1,1,1,2-Tetrachloroethane	0.0200	0.01870		mg/Kg		93	70 - 130
1,1,2,2-Tetrachloroethane	0.0200	0.01924		mg/Kg		96	70 - 130
Tetrachloroethene	0.0200	0.01671		mg/Kg		84	70 - 130
Toluene	0.0200	0.01708		mg/Kg		85	70 - 130
1,2,3-Trichlorobenzene	0.0200	0.02123		mg/Kg		106	70 - 130
1,2,4-Trichlorobenzene	0.0200	0.01987		mg/Kg		99	70 - 130
1,3,5-Trichlorobenzene	0.0200	0.02106		mg/Kg		105	70 - 130
1,1,1-Trichloroethane	0.0200	0.01687		mg/Kg		84	70 - 130
1,1,2-Trichloroethane	0.0200	0.01664		mg/Kg		83	70 - 130
Trichloroethene	0.0200	0.01720		mg/Kg		86	70 - 130
Trichlorofluoromethane (Freon 11)	0.0200	0.01707		mg/Kg		85	70 - 130
1,2,3-Trichloropropane	0.0200	0.01908		mg/Kg		95	70 - 130
1,2,4-Trimethylbenzene	0.0200	0.02005		mg/Kg		100	70 - 130
1,3,5-Trimethylbenzene	0.0200	0.01971		mg/Kg		99	70 - 130
Vinyl chloride	0.0200	0.01727		mg/Kg		86	70 - 130
m,p-Xylene	0.0200	0.01978		mg/Kg		99	70 - 130
o-Xylene	0.0200	0.01981		mg/Kg		99	70 - 130
Tetrahydrofuran	0.0200	0.01833		mg/Kg		92	70 - 130
Ethyl ether	0.0200	0.01678		mg/Kg		84	70 - 130

QC Sample Results

Client: Groundwater & Environmental Services Inc
Job ID: 620-12457-1
Project/Site: Eversource Madison CT Area Work Center -

Method: 8260C - Volatile Organic Compounds (GC/MS) (Continued)

Lab Sample ID: LCS 620-24321/1-A
Matrix: Solid
Analysis Batch: 24324

Client Sample ID: Lab Control Sample
Prep Type: Total/NA
Prep Batch: 24321

Analyte	Spike Added	LCS Result	LCS Qualifier	Unit	D	%Rec	%Rec Limits
Tert-amyl methyl ether	0.0200	0.01781		mg/Kg		89	70 - 130
Ethyl tert-butyl ether	0.0200	0.01803		mg/Kg		90	70 - 130
di-Isopropyl ether	0.0200	0.01764		mg/Kg		88	70 - 130
tert-Butanol	0.200	0.1635		mg/Kg		82	70 - 130
1,4-Dioxane	0.200	0.1857		mg/Kg		93	70 - 130
trans-1,4-Dichloro-2-butene	0.0200	0.01620	J	mg/Kg		81	70 - 130
Ethanol	0.400	0.3374	J	mg/Kg		84	70 - 130

Surrogate	*LCS %Recovery*	*LCS Qualifier*	*Limits*
4-Bromofluorobenzene (Surr)	*96*		*70 - 130*
Toluene-d8 (Surr)	*95*		*70 - 130*
1,2-Dichloroethane-d4 (Surr)	*101*		*70 - 130*
Dibromofluoromethane (Surr)	*96*		*70 - 130*

Lab Sample ID: LCSD 620-24321/2-A
Matrix: Solid
Analysis Batch: 24324

Client Sample ID: Lab Control Sample Dup
Prep Type: Total/NA
Prep Batch: 24321

Analyte	Spike Added	LCSD Result	LCSD Qualifier	Unit	D	%Rec	%Rec Limits	RPD	RPD Limit
1,1,2-Trichlorotrifluoroethane (Freon 113)	0.0200	0.01709		mg/Kg		85	70 - 130	1	30
Acetone	0.0200	0.01727	J	mg/Kg		86	70 - 130	4	30
Acrylonitrile	0.0200	0.01868		mg/Kg		93	70 - 130	7	30
Benzene	0.0200	0.01728		mg/Kg		86	70 - 130	0	30
Bromobenzene	0.0200	0.01901		mg/Kg		95	70 - 130	1	30
Bromochloromethane	0.0200	0.01705		mg/Kg		85	70 - 130	2	30
Bromodichloromethane	0.0200	0.01716		mg/Kg		86	70 - 130	3	30
Bromoform	0.0200	0.01877		mg/Kg		94	70 - 130	4	30
Bromomethane	0.0200	0.01577		mg/Kg		79	70 - 130	2	30
2-Butanone (MEK)	0.0200	0.01736		mg/Kg		87	70 - 130	5	30
2-Chlorotoluene	0.0200	0.02031		mg/Kg		102	70 - 130	0	30
n-Butylbenzene	0.0200	0.02206		mg/Kg		110	70 - 130	0	30
sec-Butylbenzene	0.0200	0.02024		mg/Kg		101	70 - 130	2	30
tert-Butylbenzene	0.0200	0.01760		mg/Kg		88	70 - 130	1	30
Carbon disulfide	0.0200	0.01717		mg/Kg		86	70 - 130	1	30
Carbon tetrachloride	0.0200	0.01671		mg/Kg		84	70 - 130	0	30
Chlorobenzene	0.0200	0.01935		mg/Kg		97	70 - 130	1	30
Chloroethane	0.0200	0.01640		mg/Kg		82	70 - 130	0	30
Chloroform	0.0200	0.01684		mg/Kg		84	70 - 130	1	30
Chloromethane	0.0200	0.01771		mg/Kg		89	70 - 130	2	30
4-Chlorotoluene	0.0200	0.01991		mg/Kg		100	70 - 130	1	30
1,2-Dibromo-3-Chloropropane	0.0200	0.02178		mg/Kg		109	70 - 130	6	30
Dibromochloromethane	0.0200	0.01733		mg/Kg		87	70 - 130	5	30
1,2-Dibromoethane (EDB)	0.0200	0.01757		mg/Kg		88	70 - 130	4	30
Dibromomethane	0.0200	0.01705		mg/Kg		85	70 - 130	2	30
1,2-Dichlorobenzene	0.0200	0.02125		mg/Kg		106	70 - 130	3	30
1,3-Dichlorobenzene	0.0200	0.01970		mg/Kg		99	70 - 130	2	30
1,4-Dichlorobenzene	0.0200	0.02102		mg/Kg		105	70 - 130	2	30

QC Sample Results

Client: Groundwater & Environmental Services Inc
Job ID: 620-12457-1
Project/Site: Eversource Madison CT Area Work Center -

Method: 8260C - Volatile Organic Compounds (GC/MS) (Continued)

Lab Sample ID: LCSD 620-24321/2-A
Matrix: Solid
Analysis Batch: 24324

Client Sample ID: Lab Control Sample Dup
Prep Type: Total/NA
Prep Batch: 24321

Analyte	Spike Added	LCSD Result	LCSD Qualifier	Unit	D	%Rec	%Rec Limits	RPD	RPD Limit
Dichlorodifluoromethane (Freon 12)	0.0200	0.01939		mg/Kg		97	70 - 130	1	30
1,1-Dichloroethane	0.0200	0.01709		mg/Kg		85	70 - 130	1	30
1,2-Dichloroethane	0.0200	0.01685		mg/Kg		84	70 - 130	2	30
1,1-Dichloroethene	0.0200	0.01727		mg/Kg		86	70 - 130	2	30
cis-1,2-Dichloroethene	0.0200	0.01730		mg/Kg		87	70 - 130	0	30
trans-1,2-Dichloroethene	0.0200	0.01691		mg/Kg		85	70 - 130	2	30
1,2-Dichloropropane	0.0200	0.01737		mg/Kg		87	70 - 130	0	30
1,3-Dichloropropane	0.0200	0.01773		mg/Kg		89	70 - 130	3	30
2,2-Dichloropropane	0.0200	0.01729		mg/Kg		86	70 - 130	2	30
1,1-Dichloropropene	0.0200	0.01759		mg/Kg		88	70 - 130	1	30
cis-1,3-Dichloropropene	0.0200	0.01773		mg/Kg		89	70 - 130	2	30
trans-1,3-Dichloropropene	0.0200	0.01727		mg/Kg		86	70 - 130	2	30
Ethylbenzene	0.0200	0.01920		mg/Kg		96	70 - 130	1	30
Hexachlorobutadiene	0.0200	0.02120		mg/Kg		106	70 - 130	3	30
2-Hexanone (MBK)	0.0200	0.01797		mg/Kg		90	70 - 130	3	30
Isopropylbenzene	0.0200	0.02013		mg/Kg		101	70 - 130	1	30
4-Isopropyltoluene	0.0200	0.02205		mg/Kg		110	70 - 130	1	30
Methyl tert-butyl ether	0.0200	0.01839		mg/Kg		92	70 - 130	3	30
4-Methyl-2-pentanone (MIBK)	0.0200	0.01794		mg/Kg		90	70 - 130	5	30
Methylene Chloride	0.0200	0.01662		mg/Kg		83	70 - 130	0	30
Naphthalene	0.0200	0.02520		mg/Kg		126	70 - 130	7	30
N-Propylbenzene	0.0200	0.02001		mg/Kg		100	70 - 130	1	30
Styrene	0.0200	0.02003		mg/Kg		100	70 - 130	1	30
1,1,1,2-Tetrachloroethane	0.0200	0.01892		mg/Kg		95	70 - 130	1	30
1,1,2,2-Tetrachloroethane	0.0200	0.01998		mg/Kg		100	70 - 130	4	30
Tetrachloroethene	0.0200	0.01691		mg/Kg		85	70 - 130	1	30
Toluene	0.0200	0.01734		mg/Kg		87	70 - 130	1	30
1,2,3-Trichlorobenzene	0.0200	0.02299		mg/Kg		115	70 - 130	8	30
1,2,4-Trichlorobenzene	0.0200	0.02114		mg/Kg		106	70 - 130	6	30
1,3,5-Trichlorobenzene	0.0200	0.02213		mg/Kg		111	70 - 130	5	30
1,1,1-Trichloroethane	0.0200	0.01699		mg/Kg		85	70 - 130	1	30
1,1,2-Trichloroethane	0.0200	0.01716		mg/Kg		86	70 - 130	3	30
Trichloroethene	0.0200	0.01720		mg/Kg		86	70 - 130	0	30
Trichlorofluoromethane (Freon 11)	0.0200	0.01692		mg/Kg		85	70 - 130	1	30
1,2,3-Trichloropropane	0.0200	0.02001		mg/Kg		100	70 - 130	5	30
1,2,4-Trimethylbenzene	0.0200	0.02018		mg/Kg		101	70 - 130	1	30
1,3,5-Trimethylbenzene	0.0200	0.01996		mg/Kg		100	70 - 130	1	30
Vinyl chloride	0.0200	0.01735		mg/Kg		87	70 - 130	0	30
m,p-Xylene	0.0200	0.01977		mg/Kg		99	70 - 130	0	30
o-Xylene	0.0200	0.02019		mg/Kg		101	70 - 130	2	30
Tetrahydrofuran	0.0200	0.01818		mg/Kg		91	70 - 130	1	30
Ethyl ether	0.0200	0.01755		mg/Kg		88	70 - 130	4	30
Tert-amyl methyl ether	0.0200	0.01815		mg/Kg		91	70 - 130	2	30
Ethyl tert-butyl ether	0.0200	0.01840		mg/Kg		92	70 - 130	2	30
di-Isopropyl ether	0.0200	0.01836		mg/Kg		92	70 - 130	4	30
tert-Butanol	0.200	0.1768		mg/Kg		88	70 - 130	8	30
1,4-Dioxane	0.200	0.1896		mg/Kg		95	70 - 130	2	30

QC Sample Results

Client: Groundwater & Environmental Services Inc
Job ID: 620-12457-1
Project/Site: Eversource Madison CT Area Work Center -

Method: 8260C - Volatile Organic Compounds (GC/MS) (Continued)

Lab Sample ID: LCSD 620-24321/2-A
Matrix: Solid
Analysis Batch: 24324

Client Sample ID: Lab Control Sample Dup
Prep Type: Total/NA
Prep Batch: 24321

Analyte			Spike Added	LCSD Result	LCSD Qualifier	Unit	D	%Rec	%Rec Limits	RPD	RPD Limit
trans-1,4-Dichloro-2-butene			0.0200	0.01692	J	mg/Kg		85	70 - 130	4	30
Ethanol			0.400	0.3492	J	mg/Kg		87	70 - 130	3	30

Surrogate	*LCSD %Recovery*	*LCSD Qualifier*	*Limits*
4-Bromofluorobenzene (Surr)	*97*		*70 - 130*
Toluene-d8 (Surr)	*94*		*70 - 130*
1,2-Dichloroethane-d4 (Surr)	*99*		*70 - 130*
Dibromofluoromethane (Surr)	*96*		*70 - 130*

QC Association Summary

Client: Groundwater & Environmental Services Inc
Job ID: 620-12457-1
Project/Site: Eversource Madison CT Area Work Center -

GC/MS VOA

Pre Prep Batch: 24171

Lab Sample ID	Client Sample ID	Prep Type	Matrix	Method	Prep Batch
620-12457-1	R-13	Total/NA	Solid	Frozen Preserve	
620-12457-2	R-14	Total/NA	Solid	Frozen Preserve	

Prep Batch: 24269

Lab Sample ID	Client Sample ID	Prep Type	Matrix	Method	Prep Batch
MB 620-24269/3-A	Method Blank	Total/NA	Solid	5035	
LCS 620-24269/1-A	Lab Control Sample	Total/NA	Solid	5035	
LCSD 620-24269/2-A	Lab Control Sample Dup	Total/NA	Solid	5035	

Analysis Batch: 24271

Lab Sample ID	Client Sample ID	Prep Type	Matrix	Method	Prep Batch
MB 620-24269/3-A	Method Blank	Total/NA	Solid	8260C	24269
LCS 620-24269/1-A	Lab Control Sample	Total/NA	Solid	8260C	24269
LCSD 620-24269/2-A	Lab Control Sample Dup	Total/NA	Solid	8260C	24269

Prep Batch: 24321

Lab Sample ID	Client Sample ID	Prep Type	Matrix	Method	Prep Batch
620-12457-1	R-13	Total/NA	Solid	5035	24171
620-12457-2	R-14	Total/NA	Solid	5035	24171
MB 620-24321/3-A	Method Blank	Total/NA	Solid	5035	
LCS 620-24321/1-A	Lab Control Sample	Total/NA	Solid	5035	
LCSD 620-24321/2-A	Lab Control Sample Dup	Total/NA	Solid	5035	

Analysis Batch: 24324

Lab Sample ID	Client Sample ID	Prep Type	Matrix	Method	Prep Batch
620-12457-1	R-13	Total/NA	Solid	8260C	24321
620-12457-2	R-14	Total/NA	Solid	8260C	24321
MB 620-24321/3-A	Method Blank	Total/NA	Solid	8260C	24321
LCS 620-24321/1-A	Lab Control Sample	Total/NA	Solid	8260C	24321
LCSD 620-24321/2-A	Lab Control Sample Dup	Total/NA	Solid	8260C	24321

General Chemistry

Analysis Batch: 24327

Lab Sample ID	Client Sample ID	Prep Type	Matrix	Method	Prep Batch
620-12457-1	R-13	Total/NA	Solid	Moisture	
620-12457-2	R-14	Total/NA	Solid	Moisture	

Lab Chronicle

Client: Groundwater & Environmental Services Inc
Job ID: 620-12457-1
Project/Site: Eversource Madison CT Area Work Center -

Client Sample ID: R-13
Lab Sample ID: 620-12457-1
Date Collected: 06/28/23 09:10
Matrix: Solid
Date Received: 06/28/23 15:36

Prep Type	Batch Type	Batch Method	Run	Dilution Factor	Batch Number	Analyst	Lab	Prepared or Analyzed
Total/NA	Analysis	Moisture		1	24327	DWC	EET NE	07/03/23 17:11

Client Sample ID: R-13
Lab Sample ID: 620-12457-1
Date Collected: 06/28/23 09:10
Matrix: Solid
Date Received: 06/28/23 15:36
Percent Solids: 94.4

Prep Type	Batch Type	Batch Method	Run	Dilution Factor	Batch Number	Analyst	Lab	Prepared or Analyzed
Total/NA	Pre Prep	Frozen Preserve			24171	KFS	EET NE	06/28/23 18:05
Total/NA	Prep	5035			24321	CLR	EET NE	07/03/23 15:42
Total/NA	Analysis	8260C		1	24324	CLR	EET NE	07/03/23 21:16

Client Sample ID: R-14
Lab Sample ID: 620-12457-2
Date Collected: 06/28/23 09:30
Matrix: Solid
Date Received: 06/28/23 15:36

Prep Type	Batch Type	Batch Method	Run	Dilution Factor	Batch Number	Analyst	Lab	Prepared or Analyzed
Total/NA	Analysis	Moisture		1	24327	DWC	EET NE	07/03/23 17:11

Client Sample ID: R-14
Lab Sample ID: 620-12457-2
Date Collected: 06/28/23 09:30
Matrix: Solid
Date Received: 06/28/23 15:36
Percent Solids: 92.8

Prep Type	Batch Type	Batch Method	Run	Dilution Factor	Batch Number	Analyst	Lab	Prepared or Analyzed
Total/NA	Pre Prep	Frozen Preserve			24171	KFS	EET NE	06/28/23 18:05
Total/NA	Prep	5035			24321	CLR	EET NE	07/03/23 15:42
Total/NA	Analysis	8260C		1	24324	CLR	EET NE	07/03/23 21:41

Laboratory References:
EET NE = Eurofins New England, 646 Camp Ave, North Kingstown, RI 02852, TEL (413)789-9018

Accreditation/Certification Summary

Client: Groundwater & Environmental Services Inc
Job ID: 620-12457-1
Project/Site: Eversource Madison CT Area Work Center -

Laboratory: Eurofins New England

Unless otherwise noted, all analytes for this laboratory were covered under each accreditation/certification below.

Authority	Program	Identification Number	Expiration Date
Connecticut	State	PH-0722	06-30-24

The following analytes are included in this report, but the laboratory is not certified by the governing authority. This list may include analytes for which the agency does not offer certification.

Analysis Method	Prep Method	Matrix	Analyte
8260C	5035	Solid	1,1,1,2-Tetrachloroethane
8260C	5035	Solid	1,1,1-Trichloroethane
8260C	5035	Solid	1,1,2,2-Tetrachloroethane
8260C	5035	Solid	1,1,2-Trichloroethane
8260C	5035	Solid	1,1,2-Trichlorotrifluoroethane (Freon 113)
8260C	5035	Solid	1,1-Dichloroethane
8260C	5035	Solid	1,1-Dichloroethene
8260C	5035	Solid	1,1-Dichloropropene
8260C	5035	Solid	1,2,3-Trichlorobenzene
8260C	5035	Solid	1,2,3-Trichloropropane
8260C	5035	Solid	1,2,4-Trichlorobenzene
8260C	5035	Solid	1,2,4-Trimethylbenzene
8260C	5035	Solid	1,2-Dibromo-3-Chloropropane
8260C	5035	Solid	1,2-Dibromoethane (EDB)
8260C	5035	Solid	1,2-Dichlorobenzene
8260C	5035	Solid	1,2-Dichloroethane
8260C	5035	Solid	1,2-Dichloropropane
8260C	5035	Solid	1,3,5-Trichlorobenzene
8260C	5035	Solid	1,3,5-Trimethylbenzene
8260C	5035	Solid	1,3-Dichlorobenzene
8260C	5035	Solid	1,3-Dichloropropane
8260C	5035	Solid	1,3-Dichloropropene, Total
8260C	5035	Solid	1,4-Dichlorobenzene
8260C	5035	Solid	1,4-Dioxane
8260C	5035	Solid	2,2-Dichloropropane
8260C	5035	Solid	2-Butanone (MEK)
8260C	5035	Solid	2-Chlorotoluene
8260C	5035	Solid	2-Hexanone (MBK)
8260C	5035	Solid	4-Chlorotoluene
8260C	5035	Solid	4-Isopropyltoluene
8260C	5035	Solid	4-Methyl-2-pentanone (MIBK)
8260C	5035	Solid	Acetone
8260C	5035	Solid	Acrylonitrile
8260C	5035	Solid	Benzene
8260C	5035	Solid	Bromobenzene
8260C	5035	Solid	Bromochloromethane
8260C	5035	Solid	Bromodichloromethane
8260C	5035	Solid	Bromoform
8260C	5035	Solid	Bromomethane
8260C	5035	Solid	Carbon disulfide
8260C	5035	Solid	Carbon tetrachloride
8260C	5035	Solid	Chlorobenzene
8260C	5035	Solid	Chloroethane
8260C	5035	Solid	Chloroform
8260C	5035	Solid	Chloromethane

Accreditation/Certification Summary

Client: Groundwater & Environmental Services Inc
Job ID: 620-12457-1
Project/Site: Eversource Madison CT Area Work Center -

Laboratory: Eurofins New England (Continued)

Unless otherwise noted, all analytes for this laboratory were covered under each accreditation/certification below.

Authority	Program	Identification Number	Expiration Date

The following analytes are included in this report, but the laboratory is not certified by the governing authority. This list may include analytes for which the agency does not offer certification.

Analysis Method	Prep Method	Matrix	Analyte
8260C	5035	Solid	cis-1,2-Dichloroethene
8260C	5035	Solid	cis-1,3-Dichloropropene
8260C	5035	Solid	Dibromochloromethane
8260C	5035	Solid	Dibromomethane
8260C	5035	Solid	Dichlorodifluoromethane (Freon 12)
8260C	5035	Solid	di-Isopropyl ether
8260C	5035	Solid	Ethanol
8260C	5035	Solid	Ethyl ether
8260C	5035	Solid	Ethyl tert-butyl ether
8260C	5035	Solid	Ethylbenzene
8260C	5035	Solid	Hexachlorobutadiene
8260C	5035	Solid	Isopropylbenzene
8260C	5035	Solid	m,p-Xylene
8260C	5035	Solid	Methyl tert-butyl ether
8260C	5035	Solid	Methylene Chloride
8260C	5035	Solid	Naphthalene
8260C	5035	Solid	n-Butylbenzene
8260C	5035	Solid	N-Propylbenzene
8260C	5035	Solid	o-Xylene
8260C	5035	Solid	sec-Butylbenzene
8260C	5035	Solid	Styrene
8260C	5035	Solid	Tert-amyl methyl ether
8260C	5035	Solid	tert-Butanol
8260C	5035	Solid	tert-Butylbenzene
8260C	5035	Solid	Tetrachloroethene
8260C	5035	Solid	Tetrahydrofuran
8260C	5035	Solid	Toluene
8260C	5035	Solid	trans-1,2-Dichloroethene
8260C	5035	Solid	trans-1,3-Dichloropropene
8260C	5035	Solid	trans-1,4-Dichloro-2-butene
8260C	5035	Solid	Trichloroethene
8260C	5035	Solid	Trichlorofluoromethane (Freon 11)
8260C	5035	Solid	Vinyl chloride
8260C	5035	Solid	Xylenes, Total
Moisture		Solid	Percent Moisture
Moisture		Solid	Percent Solids

Method Summary

Client: Groundwater & Environmental Services Inc
Job ID: 620-12457-1
Project/Site: Eversource Madison CT Area Work Center -

Method	Method Description	Protocol	Laboratory
8260C	Volatile Organic Compounds (GC/MS)	SW846	EET NE
Moisture	Percent Moisture	EPA	EET NE
5035	Closed System Purge and Trap	SW846	EET NE
Frozen Preserve	Freezing Samples	None	EET NE

Protocol References:

EPA = US Environmental Protection Agency

None = None

SW846 = "Test Methods For Evaluating Solid Waste, Physical/Chemical Methods", Third Edition, November 1986 And Its Updates.

Laboratory References:

EET NE = Eurofins New England, 646 Camp Ave, North Kingstown, RI 02852, TEL (413)789-9018

Sample Summary

Client: Groundwater & Environmental Services Inc
Job ID: 620-12457-1
Project/Site: Eversource Madison CT Area Work Center -

Lab Sample ID	Client Sample ID	Matrix	Collected	Received
620-12457-1	R-13	Solid	06/28/23 09:10	06/28/23 15:36
620-12457-2	R-14	Solid	06/28/23 09:30	06/28/23 15:36

12457

Environment Testing
New England

CHAIN OF CUSTODY RECORD

Page 1 of 1

620-12457 Chain of Custody

Special Handling:
☐ Standard TAT - 7 to 10 business days
☑ Rush TAT - Date Needed: 5-day
All TATs subject to laboratory approval
Min. 24-hr notification needed for rushes
Samples disposed after 30 days unless otherwise instructed

Report To: GES
100 Sebethe Drive
Unit 8-A
Cromwell, CT 06416
Telephone #: 866-839-5195 ext. 3839
Project Mgr: Michael DeGloria

Invoice To: GES via e-Invoice
ges-invoices@gesonline.com
P.O No.: Quote #:

Project No:
Site Name: Eversource Madison AWC
Location: 135 New Road State: CT
Sampler(s): Jon Custard

F=Field Filtered 1=$Na_2S_2O_3$ 2=HCl 3=H_2SO_4 4=HNO_3 5=NaOH 6=Ascorbic Acid
7=CH_3OH 8=$NaHSO_4$ 9=Deionized Water 10=H_3PO_4 11= 12=

DW=Drinking Water GW=Groundwater SW=Surface Water WW=Waste Water
O=Oil SO=Soil SL=Sludge A=Indoor/Ambient Air SG=Soil Gas
X1= X2= X3=

G= Grab C=Composite

List Preservative Code below:

QA/QC Reporting Notes:
* additional charges may apply

Lab ID	Sample ID	Date	Time	Type	Matrix	Containers: # of VOA Vials	# of Amber Glass	# of Clear Glass	# of Plastic	Analysis: VOCs via 8260C	Check if chlorinated
	R-13	6/28/23	0910	C	SO	3			1	X	☐
	R-14	↓	0930	C	SO	3			1	X	☐

MA DEP MCP CAM Report? ☐ Yes ☐ No
CT DPH RCP Report? ☑ Yes ☐ No
☑ Standard ☐ No QC
☐ DQA* ☐ ASP B*
☐ ASP A* ☐ NJ Full*
☐ NJ Reduced* ☐ Tier IV*
☐ Tier II* ☐ Other:
State-specific reporting standards:

☐ EDD format
☑ E-mail to: GESlabor@gesonline.com, mdegloria@gesonline.com

Relinquished by:	Received by:	Date	Time
Custard	DSR	6/28/23	13:45
DSR		6/28/23	15:36

Sample Shipping Address: 128 Myron Street | West Springfield, MA 01089
Lab Address: 646 Camp Ave | North Kingstown, RI 02852
www.EurofinsUS.com/Spectrum

Rev. Jan 2020

2.2 - 0.1 2.0 #6

Scanned with CamScanner

Login Sample Receipt Checklist

Client: Groundwater & Environmental Services Inc

Job Number: 620-12457-1

Login Number: 12457
List Number: 1
Creator: Makhoul, Elie

List Source: Eurofins New England

Question	Answer	Comment
Radioactivity wasn't checked or is </= background as measured by a survey meter.	N/A	
The cooler's custody seal, if present, is intact.	N/A	
Sample custody seals, if present, are intact.	N/A	
The cooler or samples do not appear to have been compromised or tampered with.	True	
Samples were received on ice.	True	
Cooler Temperature is acceptable.	True	
Cooler Temperature is recorded.	True	
COC is present.	True	
COC is filled out in ink and legible.	True	
COC is filled out with all pertinent information.	True	
Is the Field Sampler's name present on COC?	True	
There are no discrepancies between the containers received and the COC.	True	
Samples are received within Holding Time (excluding tests with immediate HTs)	True	
Sample containers have legible labels.	True	
Containers are not broken or leaking.	True	
Sample collection date/times are provided.	True	
Appropriate sample containers are used.	True	
Sample bottles are completely filled.	True	
Sample Preservation Verified.	True	
There is sufficient vol. for all requested analyses, incl. any requested MS/MSDs	True	
Containers requiring zero headspace have no headspace or bubble is <6mm (1/4").	True	
Multiphasic samples are not present.	True	
Samples do not require splitting or compositing.	True	
Residual Chlorine Checked.	N/A	

eurofins | Environment Testing

1 2 3 4 5 6 7 8 9 10 11 12 13 14 15 16

ANALYTICAL REPORT

PREPARED FOR

Attn: Michael DeGloria
Groundwater & Environmental Services Inc
100 Sebethe Drive
Unit A8
Cromwell, Connecticut 06416

Generated 7/10/2023 6:32:33 PM

JOB DESCRIPTION

Eversource Madison CT Area Work Center -

JOB NUMBER

620-12533-1

Eurofins New England
646 Camp Ave
North Kingstown RI 02852

See page two for job notes and contact information.

my EOL

Eurofins New England

Job Notes

This report may not be reproduced except in full, and with written approval from the laboratory. The results relate only to the samples tested. For questions please contact the Project Manager at the e-mail address or telephone number listed on this page.

The test results in this report relate only to the samples as received by the laboratory and will meet all requirements of the methodology, with any exceptions noted. This report shall not be reproduced except in full, without the express written approval of the laboratory. All questions should be directed to the Eurofins Environment Testing Northeast, LLC Project Manager.

Authorization



Generated
7/10/2023 6:32:33 PM

Authorized for release by
Agnes Huntley, Project Manager
Agnes.Huntley@et.eurofinsus.com
(401)372-3482

Table of Contents

Cover Page 1
Table of Contents 3
Definitions/Glossary 4
State Forms 5
RCP Checklist 5
Case Narrative 6
Detection Summary 7
Client Sample Results 8
Surrogate Summary 26
QC Sample Results 27
QC Association Summary 44
Lab Chronicle 46
Certification Summary 49
Method Summary 51
Sample Summary 52
Chain of Custody 53
Receipt Checklists 54

Definitions/Glossary

Client: Groundwater & Environmental Services Inc
Job ID: 620-12533-1
Project/Site: Eversource Madison CT Area Work Center -

Qualifiers

GC/MS VOA

Qualifier	Qualifier Description
*-	LCS and/or LCSD is outside acceptance limits, low biased.
*+	LCS and/or LCSD is outside acceptance limits, high biased.
*3	ISTD response or retention time outside acceptable limits.
J	Result is less than the RL but greater than or equal to the MDL and the concentration is an approximate value.

Glossary

Abbreviation	These commonly used abbreviations may or may not be present in this report.
¤	Listed under the "D" column to designate that the result is reported on a dry weight basis
%R	Percent Recovery
CFL	Contains Free Liquid
CFU	Colony Forming Unit
CNF	Contains No Free Liquid
DER	Duplicate Error Ratio (normalized absolute difference)
Dil Fac	Dilution Factor
DL	Detection Limit (DoD/DOE)
DL, RA, RE, IN	Indicates a Dilution, Re-analysis, Re-extraction, or additional Initial metals/anion analysis of the sample
DLC	Decision Level Concentration (Radiochemistry)
EDL	Estimated Detection Limit (Dioxin)
LOD	Limit of Detection (DoD/DOE)
LOQ	Limit of Quantitation (DoD/DOE)
MCL	EPA recommended "Maximum Contaminant Level"
MDA	Minimum Detectable Activity (Radiochemistry)
MDC	Minimum Detectable Concentration (Radiochemistry)
MDL	Method Detection Limit
ML	Minimum Level (Dioxin)
MPN	Most Probable Number
MQL	Method Quantitation Limit
NC	Not Calculated
ND	Not Detected at the reporting limit (or MDL or EDL if shown)
NEG	Negative / Absent
POS	Positive / Present
PQL	Practical Quantitation Limit
PRES	Presumptive
QC	Quality Control
RER	Relative Error Ratio (Radiochemistry)
RL	Reporting Limit or Requested Limit (Radiochemistry)
RPD	Relative Percent Difference, a measure of the relative difference between two points
TEF	Toxicity Equivalent Factor (Dioxin)
TEQ	Toxicity Equivalent Quotient (Dioxin)
TNTC	Too Numerous To Count

REASONABLE CONFIDENCE PROTOCOL
LABORATORY ANALYSIS QA/QC CERTIFICATION FORM

Laboratory Name: Eurofins New England

Client: Groundwater & Environmental Services Inc

Project Location: Eversource Madison CT Area Work Center -

Project Number: 620-12533-1

Laboratory Sample ID(s): 620-12533-1 through 620-12533-8

Sampling Date(s): 06/30/2023

List RCP Methods Used: 8260C

1	For each analytical method referenced in this laboratory report package, were all specified QA/QC performance criteria followed, including the requirement to explain any criteria falling outside of acceptable guidelines, as specified in the CTDEP method-specific Resonable Confidence Protocol documents?	☑Yes ☐No
1A	Were the method specified handling, preservation, and holding time requirements met?	☑Yes ☐No ☐ See case narrative
1B	*VPH and EPH Methods only:* Was the VPH or EPH method conducted without significant modifications (see Section 11.3 of respective RCP methods)	☐Yes ☐No ☑N/A
2	Were all samples received by the laboratory in a condition consistent with that described on the associated chain-of-custody documents(s)?	☑Yes ☐No ☐ See case narrative
3	Were samples received at an appropriate temperature (<6° C)?	☑Yes ☐No ☐N/A
4	Were all QA/QC performance criteria specified in the CTDEP Reasonable Confidence Protocol documents achieved?	☐Yes ☑No
5	a) Were reporting limits specified or referenced on the chain-of-custody? b) Were these reporting limits met?	☑Yes ☐No ☐ See case narrative ☑Yes ☐No ☐N/A ☐ See case narrative
6	For each analytical method referenced in this laboratory report package, were results reported for all constituents identified in the method-specific analyte lists presented in the Reasonable Confidence Protocol documents?	☑Yes ☐No
7	Are project-specific matrix spike and/or laboratory duplicates included in this data set?	☐Yes ☑No

Notes: For all questions to which the response was "No" (with the exception of question #7), additional information must be provided in an attached narrative. If the answer to question #1, #1A, or #1B is "No", the data package does not meet requirements for "Reasonable Confidence." This form may not be altered and all questions must be answered.

I, the undersigned, attest under the pains and penalties of perjury that, to the best of my knowledge and belief and based upon my personal inquiry of those responsible for providing the information contained in this analytical report, such information is accurate and complete.

Authorized Signature: Agnes R Huntley Position: Project Manager

Printed Name: Agnes Huntley Date: 07/10/2023

Name of Laboratory: Eurofins New England

This certification form is to be used for RCP methods only.

CTDEP RCP Laboratory Analysis QA/QC Certification Form - November 2007
Laboratory Quality Assurance and Quality Control Guidance Reasonable Confidence Protocols

Case Narrative

Client: Groundwater & Environmental Services Inc
Job ID: 620-12533-1
Project/Site: Eversource Madison CT Area Work Center -

Job ID: 620-12533-1

Laboratory: Eurofins New England

Narrative

Job Narrative
620-12533-1

Receipt
The samples were received on 6/30/2023 4:24 PM. Unless otherwise noted below, the samples arrived in good condition, and where required, properly preserved and on ice. The temperature of the cooler at receipt was 5.0º C.

GC/MS VOA
Methods 8260, 8260C: The large number of analytes included in the continuing calibration verification (CCV) gives a high probability that one or more analytes will be outside acceptance criteria. As indicated in the reference method, analysis may proceed as long as no more than 20% of the analytes of interest are outside the method-defined %D criteria. Affected analytes (biased low): Vinyl chloride. (CCVIS 620-24350/3)

Method 8260: The laboratory control sample (LCS) for batch 620-24350 recovered outside control limits but within 40-160% for the following analyte: Bromomethane . RCP protocol allows for 10% of the target compounds to be outside of the limits provided the recoveries are 40-160%. The associated sample is: (LCS 620-24349/1-A).

Method 8260: The laboratory control sample duplicate (LCSD) for batch 620-24350 recovered outside control limits but within 40-160% for the following analytes: Dichlorodifluoromethane and Bromomethane . RCP protocol allows for 10% of the target compounds to be outside of the limits provided the recoveries are 40-160%. The associated sample is: (LCSD 620-24349/2-A).

Method 8260: Internal standard (ISTD) response for the following sample was outside control limits: CS-3S (12) (620-12533-2). The sample was re-extracted and/or re-analyzed and ISTD response was outside control limits.

Method 8260: The laboratory control sample (LCS) and the laboratory control sample duplicate (LCSD) for batch 620-24482 recovered outside control limits but within 40-160% for the following analyte: Dichlorodifluoromethane . RCP protocol allows for 10% of the target compounds to be outside of the limits provided the recoveries are 40-160%. The associated samples are: (LCS 620-24481/1-A) and (LCSD 620-24481/2-A).

Method 8260: The continuing calibration verification (CCV) associated with batch 620-24482 exhibited % difference of > 20% for the following analytes: Dichlorodifluoromethane, 2-Methyl-2-propanol, 1,2-Dibromo-3-Chloropropane, Naphthalene, Chlorodibromomethane, and Acrylonitrile; however, the results of the LCS were within the CCV acceptance limits. The EPA method requires that all target analytes in the continuing calibration verification standard be within 20% difference from the initial calibration (50% for poor performers). According to the laboratory standard operating procedure, the LCS is acceptable if it meets the CCV acceptance criteria.

No additional analytical or quality issues were noted, other than those described above or in the Definitions/Glossary page.

General Chemistry
No analytical or quality issues were noted, other than those described in the Definitions/Glossary page.

Detection Summary

Client: Groundwater & Environmental Services Inc
Job ID: 620-12533-1
Project/Site: Eversource Madison CT Area Work Center -

Client Sample ID: CS-3D (14)
Lab Sample ID: 620-12533-1

No Detections.

Client Sample ID: CS-3S (12)
Lab Sample ID: 620-12533-2

Analyte	Result	Qualifier	RL		Unit	Dil Fac	D	Method	Prep Type
Acetone	0.0528	*3	0.0396		mg/Kg	1	☼	8260C	Total/NA

Client Sample ID: CS-4D (14)
Lab Sample ID: 620-12533-3

No Detections.

Client Sample ID: CS-4S (12)
Lab Sample ID: 620-12533-4

No Detections.

Client Sample ID: CS-5D (14)
Lab Sample ID: 620-12533-5

No Detections.

Client Sample ID: CS-5S (12)
Lab Sample ID: 620-12533-6

No Detections.

Client Sample ID: CS-6D (13)
Lab Sample ID: 620-12533-7

Analyte	Result	Qualifier	RL		Unit	Dil Fac	D	Method	Prep Type
1,2,4-Trimethylbenzene	0.00473		0.00470		mg/Kg	1	☼	8260C	Total/NA

Client Sample ID: CS-6S (11)
Lab Sample ID: 620-12533-8

No Detections.

This Detection Summary does not include radiochemical test results.

Client Sample Results

Client: Groundwater & Environmental Services Inc
Job ID: 620-12533-1
Project/Site: Eversource Madison CT Area Work Center -

Client Sample ID: CS-3D (14)
Date Collected: 06/30/23 07:30
Date Received: 06/30/23 16:24

Lab Sample ID: 620-12533-1
Matrix: Solid
Percent Solids: 77.3

Method: SW846 8260C - Volatile Organic Compounds (GC/MS)

Analyte	Result	Qualifier	RL		Unit	D	Prepared	Analyzed	Dil Fac
1,1,2-Trichlorotrifluoroethane (Freon 113)	ND		0.00578		mg/Kg	☼	07/05/23 10:09	07/05/23 19:55	1
Acetone	ND		0.0578		mg/Kg	☼	07/05/23 10:09	07/05/23 19:55	1
Acrylonitrile	ND		0.00578		mg/Kg	☼	07/05/23 10:09	07/05/23 19:55	1
Benzene	ND		0.00578		mg/Kg	☼	07/05/23 10:09	07/05/23 19:55	1
Bromobenzene	ND		0.00578		mg/Kg	☼	07/05/23 10:09	07/05/23 19:55	1
Bromochloromethane	ND		0.00578		mg/Kg	☼	07/05/23 10:09	07/05/23 19:55	1
Bromodichloromethane	ND		0.00578		mg/Kg	☼	07/05/23 10:09	07/05/23 19:55	1
Bromoform	ND		0.00578		mg/Kg	☼	07/05/23 10:09	07/05/23 19:55	1
Bromomethane	ND	*-	0.0116		mg/Kg	☼	07/05/23 10:09	07/05/23 19:55	1
2-Butanone (MEK)	ND		0.0116		mg/Kg	☼	07/05/23 10:09	07/05/23 19:55	1
2-Chlorotoluene	ND		0.00578		mg/Kg	☼	07/05/23 10:09	07/05/23 19:55	1
n-Butylbenzene	ND		0.0116		mg/Kg	☼	07/05/23 10:09	07/05/23 19:55	1
sec-Butylbenzene	ND		0.00578		mg/Kg	☼	07/05/23 10:09	07/05/23 19:55	1
tert-Butylbenzene	ND		0.00578		mg/Kg	☼	07/05/23 10:09	07/05/23 19:55	1
Carbon disulfide	ND		0.0116		mg/Kg	☼	07/05/23 10:09	07/05/23 19:55	1
Carbon tetrachloride	ND		0.00578		mg/Kg	☼	07/05/23 10:09	07/05/23 19:55	1
Chlorobenzene	ND		0.00578		mg/Kg	☼	07/05/23 10:09	07/05/23 19:55	1
Chloroethane	ND		0.0116		mg/Kg	☼	07/05/23 10:09	07/05/23 19:55	1
Chloroform	ND		0.00578		mg/Kg	☼	07/05/23 10:09	07/05/23 19:55	1
Chloromethane	ND		0.0116		mg/Kg	☼	07/05/23 10:09	07/05/23 19:55	1
4-Chlorotoluene	ND		0.00578		mg/Kg	☼	07/05/23 10:09	07/05/23 19:55	1
1,2-Dibromo-3-Chloropropane	ND		0.0116		mg/Kg	☼	07/05/23 10:09	07/05/23 19:55	1
Dibromochloromethane	ND		0.00578		mg/Kg	☼	07/05/23 10:09	07/05/23 19:55	1
1,2-Dibromoethane (EDB)	ND		0.00578		mg/Kg	☼	07/05/23 10:09	07/05/23 19:55	1
Dibromomethane	ND		0.00578		mg/Kg	☼	07/05/23 10:09	07/05/23 19:55	1
1,2-Dichlorobenzene	ND		0.00578		mg/Kg	☼	07/05/23 10:09	07/05/23 19:55	1
1,3-Dichlorobenzene	ND		0.00578		mg/Kg	☼	07/05/23 10:09	07/05/23 19:55	1
1,4-Dichlorobenzene	ND		0.00578		mg/Kg	☼	07/05/23 10:09	07/05/23 19:55	1
Dichlorodifluoromethane (Freon 12)	ND	*-	0.0116		mg/Kg	☼	07/05/23 10:09	07/05/23 19:55	1
1,1-Dichloroethane	ND		0.00578		mg/Kg	☼	07/05/23 10:09	07/05/23 19:55	1
1,2-Dichloroethane	ND		0.00578		mg/Kg	☼	07/05/23 10:09	07/05/23 19:55	1
1,1-Dichloroethene	ND		0.00578		mg/Kg	☼	07/05/23 10:09	07/05/23 19:55	1
cis-1,2-Dichloroethene	ND		0.00578		mg/Kg	☼	07/05/23 10:09	07/05/23 19:55	1
trans-1,2-Dichloroethene	ND		0.00578		mg/Kg	☼	07/05/23 10:09	07/05/23 19:55	1
1,2-Dichloropropane	ND		0.00578		mg/Kg	☼	07/05/23 10:09	07/05/23 19:55	1
1,3-Dichloropropane	ND		0.00578		mg/Kg	☼	07/05/23 10:09	07/05/23 19:55	1
2,2-Dichloropropane	ND		0.00578		mg/Kg	☼	07/05/23 10:09	07/05/23 19:55	1
1,1-Dichloropropene	ND		0.00578		mg/Kg	☼	07/05/23 10:09	07/05/23 19:55	1
cis-1,3-Dichloropropene	ND		0.00578		mg/Kg	☼	07/05/23 10:09	07/05/23 19:55	1
trans-1,3-Dichloropropene	ND		0.00578		mg/Kg	☼	07/05/23 10:09	07/05/23 19:55	1
Ethylbenzene	ND		0.00578		mg/Kg	☼	07/05/23 10:09	07/05/23 19:55	1
Hexachlorobutadiene	ND		0.0116		mg/Kg	☼	07/05/23 10:09	07/05/23 19:55	1
2-Hexanone (MBK)	ND		0.0116		mg/Kg	☼	07/05/23 10:09	07/05/23 19:55	1
Isopropylbenzene	ND		0.00578		mg/Kg	☼	07/05/23 10:09	07/05/23 19:55	1
4-Isopropyltoluene	ND		0.00578		mg/Kg	☼	07/05/23 10:09	07/05/23 19:55	1
Methyl tert-butyl ether	ND		0.00578		mg/Kg	☼	07/05/23 10:09	07/05/23 19:55	1
4-Methyl-2-pentanone (MIBK)	ND		0.0116		mg/Kg	☼	07/05/23 10:09	07/05/23 19:55	1
Methylene Chloride	ND		0.0116		mg/Kg	☼	07/05/23 10:09	07/05/23 19:55	1
Naphthalene	ND		0.00578		mg/Kg	☼	07/05/23 10:09	07/05/23 19:55	1

Client Sample Results

Client: Groundwater & Environmental Services Inc
Job ID: 620-12533-1
Project/Site: Eversource Madison CT Area Work Center -

Client Sample ID: CS-3D (14)
Date Collected: 06/30/23 07:30
Date Received: 06/30/23 16:24

Lab Sample ID: 620-12533-1
Matrix: Solid
Percent Solids: 77.3

Method: SW846 8260C - Volatile Organic Compounds (GC/MS) (Continued)

Analyte	Result	Qualifier	RL		Unit	D	Prepared	Analyzed	Dil Fac
N-Propylbenzene	ND		0.00578		mg/Kg	☼	07/05/23 10:09	07/05/23 19:55	1
Styrene	ND		0.00578		mg/Kg	☼	07/05/23 10:09	07/05/23 19:55	1
1,1,1,2-Tetrachloroethane	ND		0.00578		mg/Kg	☼	07/05/23 10:09	07/05/23 19:55	1
1,1,2,2-Tetrachloroethane	ND		0.00578		mg/Kg	☼	07/05/23 10:09	07/05/23 19:55	1
Tetrachloroethene	ND		0.00578		mg/Kg	☼	07/05/23 10:09	07/05/23 19:55	1
Toluene	ND		0.00578		mg/Kg	☼	07/05/23 10:09	07/05/23 19:55	1
1,2,3-Trichlorobenzene	ND		0.00578		mg/Kg	☼	07/05/23 10:09	07/05/23 19:55	1
1,2,4-Trichlorobenzene	ND		0.00578		mg/Kg	☼	07/05/23 10:09	07/05/23 19:55	1
1,3,5-Trichlorobenzene	ND		0.00578		mg/Kg	☼	07/05/23 10:09	07/05/23 19:55	1
1,1,1-Trichloroethane	ND		0.00578		mg/Kg	☼	07/05/23 10:09	07/05/23 19:55	1
1,1,2-Trichloroethane	ND		0.00578		mg/Kg	☼	07/05/23 10:09	07/05/23 19:55	1
Trichloroethene	ND		0.00578		mg/Kg	☼	07/05/23 10:09	07/05/23 19:55	1
Trichlorofluoromethane (Freon 11)	ND		0.00578		mg/Kg	☼	07/05/23 10:09	07/05/23 19:55	1
1,2,3-Trichloropropane	ND		0.00578		mg/Kg	☼	07/05/23 10:09	07/05/23 19:55	1
1,2,4-Trimethylbenzene	ND		0.00578		mg/Kg	☼	07/05/23 10:09	07/05/23 19:55	1
1,3,5-Trimethylbenzene	ND		0.00578		mg/Kg	☼	07/05/23 10:09	07/05/23 19:55	1
Vinyl chloride	ND		0.00578		mg/Kg	☼	07/05/23 10:09	07/05/23 19:55	1
m,p-Xylene	ND		0.00578		mg/Kg	☼	07/05/23 10:09	07/05/23 19:55	1
o-Xylene	ND		0.00578		mg/Kg	☼	07/05/23 10:09	07/05/23 19:55	1
Tetrahydrofuran	ND		0.0116		mg/Kg	☼	07/05/23 10:09	07/05/23 19:55	1
Ethyl ether	ND		0.00578		mg/Kg	☼	07/05/23 10:09	07/05/23 19:55	1
Tert-amyl methyl ether	ND		0.00578		mg/Kg	☼	07/05/23 10:09	07/05/23 19:55	1
Ethyl tert-butyl ether	ND		0.00578		mg/Kg	☼	07/05/23 10:09	07/05/23 19:55	1
di-Isopropyl ether	ND		0.00578		mg/Kg	☼	07/05/23 10:09	07/05/23 19:55	1
tert-Butanol	ND		0.116		mg/Kg	☼	07/05/23 10:09	07/05/23 19:55	1
1,4-Dioxane	ND		0.116		mg/Kg	☼	07/05/23 10:09	07/05/23 19:55	1
trans-1,4-Dichloro-2-butene	ND		0.0289		mg/Kg	☼	07/05/23 10:09	07/05/23 19:55	1
Ethanol	ND		1.16		mg/Kg	☼	07/05/23 10:09	07/05/23 19:55	1
1,3-Dichloropropene, Total	ND		0.00578		mg/Kg	☼	07/05/23 10:09	07/05/23 19:55	1
Xylenes, Total	ND		0.0173		mg/Kg	☼	07/05/23 10:09	07/05/23 19:55	1

Surrogate	*%Recovery*	*Qualifier*	*Limits*	*Prepared*	*Analyzed*	*Dil Fac*
4-Bromofluorobenzene (Surr)	*96*		*70 - 130*	*07/05/23 10:09*	*07/05/23 19:55*	*1*
Toluene-d8 (Surr)	*93*		*70 - 130*	*07/05/23 10:09*	*07/05/23 19:55*	*1*
1,2-Dichloroethane-d4 (Surr)	*97*		*70 - 130*	*07/05/23 10:09*	*07/05/23 19:55*	*1*
Dibromofluoromethane (Surr)	*95*		*70 - 130*	*07/05/23 10:09*	*07/05/23 19:55*	*1*

General Chemistry

Analyte	Result	Qualifier	RL		Unit	D	Prepared	Analyzed	Dil Fac
Percent Moisture (EPA Moisture)	**22.7**		0.1		%			07/05/23 11:15	1
Percent Solids (EPA Moisture)	**77.3**		0.1		%			07/05/23 11:15	1

Client Sample Results

Client: Groundwater & Environmental Services Inc
Job ID: 620-12533-1
Project/Site: Eversource Madison CT Area Work Center -

Client Sample ID: CS-3S (12)
Lab Sample ID: 620-12533-2
Date Collected: 06/30/23 07:45
Matrix: Solid
Date Received: 06/30/23 16:24
Percent Solids: 83.2

Method: SW846 8260C - Volatile Organic Compounds (GC/MS)

Analyte	Result	Qualifier	RL		Unit	D	Prepared	Analyzed	Dil Fac
1,1,2-Trichlorotrifluoroethane (Freon 113)	ND	*3	0.00396		mg/Kg	☼	07/05/23 10:09	07/05/23 20:20	1
Acetone	**0.0528**	***3**	0.0396		mg/Kg	☼	07/05/23 10:09	07/05/23 20:20	1
Acrylonitrile	ND	*3	0.00396		mg/Kg	☼	07/05/23 10:09	07/05/23 20:20	1
Benzene	ND	*3	0.00396		mg/Kg	☼	07/05/23 10:09	07/05/23 20:20	1
Bromobenzene	ND	*3	0.00396		mg/Kg	☼	07/05/23 10:09	07/05/23 20:20	1
Bromochloromethane	ND	*3	0.00396		mg/Kg	☼	07/05/23 10:09	07/05/23 20:20	1
Bromodichloromethane	ND	*3	0.00396		mg/Kg	☼	07/05/23 10:09	07/05/23 20:20	1
Bromoform	ND	*3	0.00396		mg/Kg	☼	07/05/23 10:09	07/05/23 20:20	1
Bromomethane	ND	*3 *-	0.00792		mg/Kg	☼	07/05/23 10:09	07/05/23 20:20	1
2-Butanone (MEK)	ND	*3	0.00792		mg/Kg	☼	07/05/23 10:09	07/05/23 20:20	1
2-Chlorotoluene	ND	*3	0.00396		mg/Kg	☼	07/05/23 10:09	07/05/23 20:20	1
n-Butylbenzene	ND	*3	0.00792		mg/Kg	☼	07/05/23 10:09	07/05/23 20:20	1
sec-Butylbenzene	ND	*3	0.00396		mg/Kg	☼	07/05/23 10:09	07/05/23 20:20	1
tert-Butylbenzene	ND	*3	0.00396		mg/Kg	☼	07/05/23 10:09	07/05/23 20:20	1
Carbon disulfide	ND	*3	0.00792		mg/Kg	☼	07/05/23 10:09	07/05/23 20:20	1
Carbon tetrachloride	ND	*3	0.00396		mg/Kg	☼	07/05/23 10:09	07/05/23 20:20	1
Chlorobenzene	ND	*3	0.00396		mg/Kg	☼	07/05/23 10:09	07/05/23 20:20	1
Chloroethane	ND	*3	0.00792		mg/Kg	☼	07/05/23 10:09	07/05/23 20:20	1
Chloroform	ND	*3	0.00396		mg/Kg	☼	07/05/23 10:09	07/05/23 20:20	1
Chloromethane	ND	*3	0.00792		mg/Kg	☼	07/05/23 10:09	07/05/23 20:20	1
4-Chlorotoluene	ND	*3	0.00396		mg/Kg	☼	07/05/23 10:09	07/05/23 20:20	1
1,2-Dibromo-3-Chloropropane	ND	*3	0.00792		mg/Kg	☼	07/05/23 10:09	07/05/23 20:20	1
Dibromochloromethane	ND	*3	0.00396		mg/Kg	☼	07/05/23 10:09	07/05/23 20:20	1
1,2-Dibromoethane (EDB)	ND	*3	0.00396		mg/Kg	☼	07/05/23 10:09	07/05/23 20:20	1
Dibromomethane	ND	*3	0.00396		mg/Kg	☼	07/05/23 10:09	07/05/23 20:20	1
1,2-Dichlorobenzene	ND	*3	0.00396		mg/Kg	☼	07/05/23 10:09	07/05/23 20:20	1
1,3-Dichlorobenzene	ND	*3	0.00396		mg/Kg	☼	07/05/23 10:09	07/05/23 20:20	1
1,4-Dichlorobenzene	ND	*3	0.00396		mg/Kg	☼	07/05/23 10:09	07/05/23 20:20	1
Dichlorodifluoromethane (Freon 12)	ND	*3 *-	0.00792		mg/Kg	☼	07/05/23 10:09	07/05/23 20:20	1
1,1-Dichloroethane	ND	*3	0.00396		mg/Kg	☼	07/05/23 10:09	07/05/23 20:20	1
1,2-Dichloroethane	ND	*3	0.00396		mg/Kg	☼	07/05/23 10:09	07/05/23 20:20	1
1,1-Dichloroethene	ND	*3	0.00396		mg/Kg	☼	07/05/23 10:09	07/05/23 20:20	1
cis-1,2-Dichloroethene	ND	*3	0.00396		mg/Kg	☼	07/05/23 10:09	07/05/23 20:20	1
trans-1,2-Dichloroethene	ND	*3	0.00396		mg/Kg	☼	07/05/23 10:09	07/05/23 20:20	1
1,2-Dichloropropane	ND	*3	0.00396		mg/Kg	☼	07/05/23 10:09	07/05/23 20:20	1
1,3-Dichloropropane	ND	*3	0.00396		mg/Kg	☼	07/05/23 10:09	07/05/23 20:20	1
2,2-Dichloropropane	ND	*3	0.00396		mg/Kg	☼	07/05/23 10:09	07/05/23 20:20	1
1,1-Dichloropropene	ND	*3	0.00396		mg/Kg	☼	07/05/23 10:09	07/05/23 20:20	1
cis-1,3-Dichloropropene	ND	*3	0.00396		mg/Kg	☼	07/05/23 10:09	07/05/23 20:20	1
trans-1,3-Dichloropropene	ND	*3	0.00396		mg/Kg	☼	07/05/23 10:09	07/05/23 20:20	1
Ethylbenzene	ND	*3	0.00396		mg/Kg	☼	07/05/23 10:09	07/05/23 20:20	1
Hexachlorobutadiene	ND	*3	0.00792		mg/Kg	☼	07/05/23 10:09	07/05/23 20:20	1
2-Hexanone (MBK)	ND	*3	0.00792		mg/Kg	☼	07/05/23 10:09	07/05/23 20:20	1
Isopropylbenzene	ND	*3	0.00396		mg/Kg	☼	07/05/23 10:09	07/05/23 20:20	1
4-Isopropyltoluene	ND	*3	0.00396		mg/Kg	☼	07/05/23 10:09	07/05/23 20:20	1
Methyl tert-butyl ether	ND	*3	0.00396		mg/Kg	☼	07/05/23 10:09	07/05/23 20:20	1
4-Methyl-2-pentanone (MIBK)	ND	*3	0.00792		mg/Kg	☼	07/05/23 10:09	07/05/23 20:20	1
Methylene Chloride	ND	*3	0.00792		mg/Kg	☼	07/05/23 10:09	07/05/23 20:20	1
Naphthalene	ND	*3	0.00396		mg/Kg	☼	07/05/23 10:09	07/05/23 20:20	1