EVERSOURCE ENERGY

Environmental Affairs Department
107 Selden Street
Berlin, CT 06037

April 30, 2018

Mr. Maurice Hamel
Bureau of Water Protection and Land Reuse
Department of Energy and Environmental Protection
79 Elm Street
Hartford, CT 06106-5127

References: 1. Letter (C11330) M. J. Harder to R. C. Zaklukiewicz, dated February 26, 2002.
2. Letter (D18491) T. Keeney to M. Hamel, dated April 4, 2002.

Dear Mr. Hamel:

Annual Summary Report
Simsbury Area Work Center
34 Hopmeadow Street, Simsbury

On March 5, 2002, The Connecticut Light and Power Company (CL&P) received a letter (Reference 1) from the Department of Environmental Protection (the "Department") indicating that, pursuant to CGS Section 22a-133v, an environmental professional may verify the investigation and remediation of the above referenced property. In response to the Department's letter, CL&P submitted a schedule for investigating and remediating the parcel, and for providing public notice prior to remediation, per CGS Section 22a-134a(h) (Reference 2).

CL&P, doing business as (dba) Eversource Energy, herein submits the sixteenth Annual Summary Report for this property. As required in Reference 1, this report summarizes activities which have taken place during the previous year, and presents a schedule of additional activities to be conducted during the upcoming year.

If you have any questions or require additional information regarding this schedule, please contact me at (860) 665-5751 or via email at drew.blicharz@eversource.com.

Very truly yours,

The Connecticut Light and Power Company, dba
Eversource Energy

Drew Blicharz
Environmental Specialist

Weston & Sampson

westonandsampson.com

273 Dividend Road
Rocky Hill, CT 06067
tel: 860.513.1473

REPORT

Eversource Energy

2017 Annual Report
Former Simsbury Area Work Center
34 Hopmeadow Street
Simsbury, Connecticut

April 2018

TABLE OF CONTENTS

Page

EXECUTIVE SUMMARY ES-1

TABLE OF CONTENTS i

LIST OF FIGURES ii

LIST OF TABLES ii

LIST OF APPENDICES iii

1.0 INTRODUCTION 1
1.1 Scope of this Report 1

2.0 BACKGROUND 2

3.0 2017 ACTIVITIES 5
3.1 Soil Investigation 5
3.2 Continued Groundwater Monitoring 8
3.3 Groundwater Flow Analysis 10
3.4 Product Recovery 10

4.0 AOPEC UPDATE AND PROPOSED ACTIVITIES 11
4.1 Status Summary and Proposed Actions 11

5.0 SUMMARY OF PROPOSED ACTIVITIES 21
5.1 Proposed Schedule 22

LIST OF FIGURES

Figure 1 ..... Site Location Plan

Figure 2 ..... Soil and Groundwater Sample Location Plan – AOPEC #1B

Figure 3 ..... Soil and Groundwater Sample Location Plan – AOPEC #1C

Figure 4 ..... Soil and Groundwater Sample Location Plan – AOPEC #2A

Figure 5 ..... Soil and Groundwater Sample Location Plan – AOPEC #2B

Figure 6 ..... Soil and Groundwater Sample Location Plan – AOPEC #3A

Figure 7 ..... Soil and Groundwater Sample Location Plan – AOPEC #3B

Figure 8 ..... Soil and Groundwater Sample Location Plan – AOPEC #3D

Figure 9 ..... Soil and Groundwater Sample Location Plan – AOPEC #3F

Figure 10 ..... Soil and Groundwater Sample Location Plan – AOPEC #4

Figure 11 ..... Soil and Groundwater Sample Location Plan – AOPEC #5

Figure 12 ..... Soil and Groundwater Sample Location Plan – AOPEC #6B

Figure 13 ..... Groundwater Flow Direction – March 2017

Figure 14 ..... Groundwater Flow Direction – September 2017

Figure 15 ..... Apparent Product Thickness - MW-T3

Figure 16 ..... Apparent Product Thickness - TRW-1

Figure 17 ..... Product Recovery - TRW-1

Figure 18 ..... BTEX Concentrations - MW-4R

Figure 19 ..... BTEX Concentrations - MW-11A

Figure 20 ..... BTEX Concentrations - MW-15

Figure 21 ..... BTEX Concentrations - RW-1

Figure 22 ..... Proposed Project Schedule

LIST OF TABLES

Table 1 .....Summary of Soil Data at Select AOPECs

Table 2 ..... Summary of Groundwater Data at Select AOPECs

Table 3 ..... Groundwater Elevations - 2017

LIST OF APPENDICES

Appendix A.....Boring and Well Completion Logs

Appendix B .....Soil Laboratory Analytical Data

Appendix C ..... Groundwater Laboratory Analytical Data

Appendix D .....Groundwater Monitoring Data Sheets

Appendix E..... 95% UCL Calculations

EXECUTIVE SUMMARY

Eversource Energy (Eversource) retained Weston & Sampson Engineers, Inc. (Weston & Sampson) to provide Licensed Environmental Professional (LEP) assistance for the former Simsbury Area Work Center located at 34 Hopmeadow Street in the Weatogue section in Simsbury, Connecticut. Weston & Sampson has prepared this 2017 Annual Environmental Summary Report to document the current status of the investigation and remediation of the Simsbury Area Work Center. This report is being submitted in accordance with the requirements set forth by the Connecticut Department of Energy and Environmental Protection (DEEP) in a letter sent to The Connecticut Light and Power Company (CL&P) dated February 26, 2002.

This annual report summarizes activities which have occurred on Site over the last year and presents actions planned for the upcoming year. Specifically, nine Areas of Potential Environmental Concern (AOPEC) were originally identified during the Phase I investigation. AOPEC #10 was added in the 2005 report as a result of two diesel fuel spills which occurred in early 2006. Investigation activities have been completed and an LEP has determined that no further actions are needed at four of these AOPECs (#7, #8, #9 and #10) and for parts of AOPECs #1 (#1A), #3 (#3C, #3E and #3G) and #6 (#6A). The remaining AOPECs (#1B, #1C, #2A, #2B, #2C, #3B, #3D, #3F, #4, #5 and #6B) are undergoing continued Site assessment and/or remediation activities consisting of soil assessment, groundwater monitoring, groundwater flow analysis, and data evaluation.

1.0 INTRODUCTION

1.1 Scope of this Report

Weston & Sampson is providing assistance to Eversource Energy (Eversource) relating to the investigation and remediation of historical releases at its former Simsbury Area Work Center. The subject Site is located at 34 Hopmeadow Street in the Weatogue section of Simsbury, Connecticut, and encompasses sixty acres (Figure 1). Previously, an Environmental Condition Assessment Form (ECAF) was submitted simultaneously with a Form III Property Transfer Act filing for the Site, which was acknowledged as complete by the Connecticut DEEP on January 18, 2002. The DEEP subsequently notified CL&P on February 26, 2002, that an environmental professional licensed pursuant to Section 22a-133v of the Connecticut General Statutes (C.G.S.) may verify the investigation and remediation of the Site. CL&P (now d/b/a Eversource Energy) is the certifying party to the transfer and, while they no longer own or occupy the property, the buildings for the Simsbury Area Work Center operations continue to occupy the central portion of the Site, with the northern portion remaining undeveloped and the southern portion was recently redeveloped for mixed commercial and residential use.

This report documents activities that have occurred throughout 2017. Included with this report is a summary of proposed continuing activities and a schedule for 2018.

2.0 BACKGROUND

A variety of investigations have already been conducted at this Site. At the time of the ECAF filing, the following reports had been prepared:

- *Conceptual Design of the Groundwater Recovery and Treatment Systems at the Simsbury Area Work Center Facility*, Leggette, Brashears & Graham, Inc., September 1990.
- *Phase I Environmental Site Assessment Report, CL&P Service Center Site*, Carroccio-Covill & Associates, LLC (CCA), February 2001.
- *Phase II Environmental Site Assessment Report, CL&P Service Center Site*, CCA, LLC, November 2001.

Subsequent to the completion of the December 2001 ECAF, additional investigation reports were completed:

- *Phase II Environmental Site Assessment Addendum for the CL&P Service Center Site*, CCA, LLC, December 12, 2001.
- *Simsbury Area Work Center: 2002 Annual Environmental Summary Report*, Weston & Sampson Engineers, Inc., April 2003.
- *Simsbury Area Work Center: 2003 Annual Environmental Summary Report*, Weston & Sampson Engineers, Inc., July 2004.
- *Simsbury Area Work Center: 2004 Annual Environmental Summary Report*, Weston & Sampson Engineers, Inc., August 2005.
- *Simsbury Area Work Center: 2005 Annual Environmental Summary Report*, Weston & Sampson Engineers, Inc., May 2006.
- *Simsbury Area Work Center: 2006 Annual Environmental Summary Report*, Weston & Sampson Engineers, Inc., April 2007.
- *Simsbury Area Work Center: 2007 Annual Environmental Summary Report*, Weston & Sampson Engineers, Inc., April 2008.
- *Simsbury Area Work Center: 2008 Annual Environmental Summary Report*, Weston & Sampson Engineers, Inc., April 2009.
- *Simsbury Area Work Center: 2009 Annual Environmental Summary Report*, Weston & Sampson Engineers, Inc., May 2010.

- *Simsbury Area Work Center: 2010 Annual Environmental Summary Report*, Weston & Sampson Engineers, Inc., April 2011.

- *Simsbury Area Work Center: 2011 Annual Environmental Summary Report*, Weston & Sampson Engineers, Inc., April 2012.

- *Simsbury Area Work Center: 2012 Annual Environmental Summary Report*, Weston & Sampson Engineers, Inc., April 2013.

- *Simsbury Area Work Center:* Environmental Investigation Report - AOPECs #1A, #5, #7A, #7B, #7C, #8, and #9, Weston & Sampson Engineers, Inc., January 2014.

- *Simsbury Area Work Center: 2013 Annual Environmental Summary Report*, Weston & Sampson Engineers, Inc., April 2014.

- *Simsbury Area Work Center:* Final Site Investigation Report - AOPECs #1A, #7A, #7B, #7C, #8, and #9, Weston & Sampson Engineers, Inc., February 2015.

- Completion of Investigation Transmittal Form - AOPECs #1A, #7A, #7B, #7C, #8, and #9, Weston & Sampson Engineers, Inc., February 2015.

- *Simsbury Area Work Center: 2014 Annual Environmental Summary Report*, Weston & Sampson Engineers, Inc. May 2015.

- *Simsbury Area Work Center: 2015 Annual Environmental Summary Report*, Weston & Sampson Engineers, Inc., April 2016.

- *Simsbury Area Work Center: 2016 Annual Environmental Summary Report*, Weston & Sampson Engineers, Inc., April 2017.

All of the reports and documents listed above have been submitted to DEEP. Copies of the Phase I, Phase II and Phase II Addendum reports were submitted to DEEP along with the 2002 Annual Environmental Summary Report in April 2003.

In addition to the above noted reports, this annual report summarizes new soil and groundwater investigations, continuing groundwater monitoring activities, and ongoing remedial efforts. Pertinent current data have been included in this report. Historical data remains on file, and is available upon request.

The following AOPECs were identified during the Phase I and Phase II ESA, along with the two diesel fuel spills in early 2006:

- AOPEC #1: Current and former subsurface septic disposal systems;
- AOPEC #2: Current and former subsurface hydraulic vehicle lifts;
- AOPEC #3: Former underground storage tanks (USTs);
- AOPEC #4: Transformer storage areas and loading docks;
- AOPEC #5: Utility pole storage areas;
- AOPEC #6: Three stormwater discharge locations;
- AOPEC #7: The subject Site as a whole, due to historical agricultural use;
- AOPEC #8: Former railroad track along the eastern border of the subject Site, and railroad spur on the east side of the central portion of the subject Site;
- AOPEC #9: The "mound" (soil pile) located in the northeast corner of the southern portion of the subject Site; and
- AOPEC #10: Two diesel fuel spills north of the service center building.

These AOPECs were organized, as appropriate, into sub-sets. The detailed AOPECs, with descriptions and identified contaminants of concern (COC), are discussed in the following section of this report. Note that in some cases there are overlapping AOPEC locations.

3.0 2017 ACTIVITIES

The prior year (2016) Annual Environmental Summary Report outlined continued assessment and remedial activities that were planned and proposed for 2017. These activities included soil and groundwater assessment activities associated with AOPECs #1B, #1C, #2A, #2B, #3A, #3B, #3D, #3F and #4, continued groundwater monitoring and flow analysis, and continued data evaluation. The following describes the results of the assessment activities that occurred during 2017.

3.1 Soil Investigation

Previous soil investigations of the aforementioned AOPECs occurred in 2001, 2003 and /or 2016. Based on review of these investigations, additional testing was deemed necessary to fully evaluate these areas under the Site Characterization Guidance Document (SCGD) in support of final LEP verification in accordance with the DEEPs' Remediation Standard Regulations (RSRs).

3.1.1 Soil Investigation – April 2017

On April 19, 2017, Weston & Sampson mobilized to the Site a Geoprobe® rig operated by Cummins EnviroTech, Inc. (CEI) of East Lyme, Connecticut to conduct soil investigations in AOPECs #1B, #1C, #2A, #2B, #3A, #3B, #3D and #3F. The borings completed as part of this sampling mobilization were designated with a 300-series identification. Information pertaining to soil borings including sampling depth and contaminants of concern (COCs) in each of these AOPECs is summarized in the table below.

AOPEC	Boring ID	Sampling Interval (ft)	COCs
1B	B313*, B316*	8-10' (both)	PCBs, VOCs, ETPH
1C	B331, B332	8-10' (both)	PCBs, VOCs, ETPH
2A	B301 to B305, B317, B318, B313*	9-11' (B301, B303, B317) 8-10' (B302, B304, B305) 11-13' (B318)	PCBs, ETPH
2B	B306 to B310, B313*	8-10' (B306 to B310)	PCBs, ETPH
3A	B314 and B315	11-13' (both)	PCBs, SVOCs, ETPH
3B	B325 to B330	8-10' (B325 and B329) 6-8' (B326 and B327) 9-11' (B328 and B330)	PCBS, VOCs, ETPH, Total RCRA 8 Metals

3D	B311, B312	4-6' (B311), 10-12' (B312)	VOCs, SVOCs, ETPH
3F	B319 to B324	8-10' (B319, B322, B324) 9-11' (B320, B323) 10-12' (B321)	VOCs, ETPH

*Soil data utilized for multiple AOPECs
ETPH = Extractable Total Petroleum Hydrocarbons
VOCs = Volatile Organic Compounds
SVOCs = Semi-Volatile Organic Compounds
PCBs = Polychlorinated Biphenyl's
RCRA = Resource Conservation and Recovery Act

In general, the borings advanced within a building (AOPECs #2A and #2B) commenced with up to 6 inches of concrete and borings completed outside the buildings commenced with 3 to 4 inches of asphalt. Underlying soils consisted of brown fine to medium sand with little gravel and transitioned to a silty sand between 12 and 15 feet (ft) below ground surface (bgs). Groundwater was encountered in each of the borings at depths varying from 9 ft to 14 ft bgs. Evidence of a release such as staining or odors was not observed in any of the soil borings during this investigation.

A calibrated photoionization detector (PID) was used to screen soil for the presence of total volatile organic vapors (TVOVs) at approximate six-inch intervals throughout the sampling sleeves. No PID readings above background [(0.0 parts-per-million (ppm)] were observed in any of the borings/samples advanced/collected during this investigation.

One soil sample was retained from each boring for laboratory analysis. Weston & Sampson followed the DEEP "Guidance for Collecting and Preserving Soil and Sediment Samples for Laboratory Determination of Volatile Organic Compounds" during the collection of soil samples for VOC analysis. Two duplicate samples (designated DUP-1 and DUP-2) were also collected from sample locations B309 and B325, respectively, for quality assurance/quality control (QA/QC) purposes. The soil samples were stored on ice and shipped under chain-of-custody protocols to Con-Test Analytical Laboratory (Con-Test), a Connecticut-certified laboratory in East Longmeadow, Massachusetts. The samples were submitted for various chemical analysis as identified in the above table.

Figures 2 through 9 illustrate soil boring locations by AOPEC and soil laboratory analytical results are summarized in respective tables for each AOPEC in Table 1. Boring logs are included in Appendix A.

3.1.2 Soil Investigation – September 2017

Additional soil investigation occurred on September 20, 2017, in select AOPECs including AOPECs #2A, #2B, and #4. Haz-Probe, Inc. (Haz-Probe) of Hampden, MA mobilized to the Site a Geoprobe® rig to advance a single boring in AOPEC #2A and #2B adjacent to original boring locations B-6 in AOPEC #2A and B-310 in AOPEC #2B. Eight soil borings were advanced with a Geoprobe® rig within AOPEC #4 including a single boring adjacent to previous borings B218, B219 and B220 and five new borings designated B503 through

B507. Due to access constraints, three additional borings including one boring adjacent to previous boring B228 and two new borings designated B501 and B502 were advanced via Haz-Probe's porta-probe. Any borings advanced adjacent to a previous boring used the same number nomenclature followed by the letter A designation.

Each of the borings in AOPECS #2A and #2B were advanced to 16 feet ft bgs. Each boring in AOPEC #4 was advanced to 8 ft bgs. The interior borings contained 6 inches of concrete overlying light brown fine to medium sand with trace amounts of fine to coarse gravel and transitioned to a fine to coarse sand at approximately 12 ft bgs. A faint to moderate petroleum odor was observed in boring B-310A at a depth of 10 to 13 ft bgs. No staining was observed. Each of the borings advanced within AOPEC #4 (except B228A, B501 and B502) commenced with 6 inches of asphalt pavement followed by 6 inches of sub-base material which typically consisted of dark brown fine to medium sand, trace amount of fine to coarse gravel and trace pieces and/or chunks of asphalt. The underlying soil was generally brown and consisted of fine to medium sand to fine to coarse sand with trace fine to coarse gravel. Subsurface conditions at borings B228, B501 and B502 consisted of 2 inches of topsoil followed by brown fine to medium sand to fine to coarse sand and trace amounts of fine to coarse gravel. Odors, staining and groundwater were not encountered at any of the boring locations completed in AOPEC #4.

Multi-depth soil samples were retained from each boring for laboratory analysis to aid in the delineation of the vertical extent of impacts. The following table summarizes the sampling intervals and COCs by location.

AOPEC	Boring ID	Sampling Interval (ft)	COCs
2A	B6A	6-8' 8-10' 10-12' 12-14'	ETPH
2B	B310A	6-8' 8-10' 10-12' 12-13'	PCBs via soxhlet extraction and/or ETPH
4	B218A, B219A, B220A, B228A, B501 to B507	1-3' 3-5' 6-8'	PCBs via soxhlet extraction and/or ETPH

ETPH = Extractable Total Petroleum Hydrocarbons
PCBs = Polychlorinated Biphenyl's

A duplicate sample (DUP-1) was also collected from sample location B505 for QA/QC purposes. The soil samples were stored on ice and shipped under chain-of-custody protocols to Con-Test. Each of the soil sampling intervals with the exception of the deepest sampling interval (12-14' for B6A and 12-13' for B310A) were submitted for chemical analysis. The deeper samples were submitted to Con-Test but held for potential analysis pending the results of the shallower sampling intervals. Similarly, each of the first two sampling intervals for boring locations B218A, B219A, B220A and B228A were submitted

for chemical analysis and third sampling interval was submitted to Con-Test but analysis was held pending results of the preceding sampling intervals. The same approach occurred for samples collected from boring locations B501 to B507. Only the first sampling interval was submitted for chemical analysis. The remaining intervals were submitted to Con-Test and held for analysis pending results of the shallow sample.

Figures 4, 5 and 10 depict additional soil boring locations in AOPECs #2A, #2B and #4 and soil laboratory analytical results are summarized in Table 1. Boring logs are included in Appendix A.

3.1.3 Groundwater Investigation

As part of the April 2017 subsurface investigation, four new groundwater monitoring wells including MW-200 through MW-203 were installed at boring locations B313, B316, B317 and B318, respectively. Monitoring wells MW-200 and MW-201 were completed to 18 ft bgs, MW-202 to 19 ft bgs and MW-203 to 20 ft bgs. Each of the newly installed groundwater monitoring wells were constructed of 2-inch ID Schedule 40, threaded, polyvinyl chloride (PVC) riser pipe and 0.010-inch (10-slot) screen 10-feet in length. The bottom of the well was capped with an end plug. With the well screen in place, a clean silica sand pack was installed in the annular space from the bottom of the boring to approximately 2-feet above the top of the well screen. A 1-foot bentonite chip seal was placed above the sand pack, followed by placement of more sand up to approximately 1 ft bgs. The monitoring wells were completed at the surface with a locking compression plug and a protective flush-mounted road box that was cemented into place.

After completion of well installation activities, each of the wells was developed by Weston & Sampson personnel using a whale pump to remove cuttings, clean the well screen, and establish a hydraulic connection between the well and the adjacent water-bearing strata.

Based on soil sample results from the April 2017 soil investigation, Weston & Sampson mobilized to the Site CEI on August 23, 2017 to advance a boring adjacent to previous boring location B6 (designated B6A) in AOPEC #2A and recent boring B310 (designated B310A) in AOPEC #2B in order to retrieve a soil sample for petroleum fingerprint analysis. Additionally, new boring B310A was completed as a groundwater monitoring well. Soil samples collected from the 8 to 10 ft bgs from each boring were submitted to Con-Test for fingerprint analysis to identify the type of petroleum detected in these areas. Groundwater monitoring wells MW-310A was completed to 20 ft bgs and constructed in a similar manner to wells MW-200 through MW-203 described above. Similarly, MW-310A was developed by Weston & Sampson personnel using a whale pump to remove cuttings, clean the well screen, and establish a hydraulic connection between the well and the adjacent water-bearing strata. Well completion logs are included in Appendix A.

3.2 Continued Groundwater Monitoring

As proposed in the prior (2016) Annual Environmental Summary Report, continued groundwater monitoring was conducted during 2017. Additional groundwater monitoring was conducted throughout 2017 in accordance with the plan documented in the December 27, 2016 Proposal for Property Transfer Act Environmental Site Assessment Service. Groundwater samples were collected for laboratory

analysis from sixteen monitoring wells during the year. Monitoring well locations are shown on Figures 2 through 14, and laboratory analytical results are summarized in respective tables for each AOPEC in Table 2. A copy of the groundwater analytical results is included in Appendix C, and a copy of the groundwater monitoring data sheets is included in Appendix D.

The groundwater pump and treat system associated with AOPEC #3 was shut down in June of 2003, following notification to the DEEP. From 2003 through 2006, groundwater monitoring for VOCs occurred annually at wells MW-4R, MW-11A, MW-15, and RW-1. In 2007, the monitoring program was slightly altered. Annual sampling for VOCs was continued at wells MW-11A, MW-15, and RW-1, and semi-annual sampling (instead of annual sampling) for VOCs was begun at MW-4R. Sampling frequency in 2017 was generally consistent with 2016 (March, July, September, and December), however, an additional event was conducted in May. It should be noted that VOC groundwater sample collected during the June event was compromised (frozen) which required it to be resampled in July.

2017 Groundwater Sampling Plan					
Well ID	March	May	June/July	September	December
MW-CCA-1	V, E, M		V, E, M	V, E, M	V, E, M
MW-CCA-2		P, V, E	P, V, E		
MW-CCA-5		P, V, E			
MW-4R	DRY			V	No sample - snow cover
MW-2A			E		
MW-11A	V				
MW-6		E			
MW-10	V				
MW-15		P, V, E	P, V, E		
MW-16		P, V, E	P, V, E		
MW-T3		E			
MW-200		P, V, E			
MW-201		P, V, E			
MW-202		E			
MW-203		E			
MW-310				E	
P-PCBs, V-VOCs, E-ETPH, M-RCRA 8 Metals					

The analytical results from 2017 revealed no detections of VOCs at wells MW-4R, MW-11A, and MW-15. These findings repeat a trend of no observed impacts at wells MW-11A and MW-15 in previous sampling years, and they also document an apparent improving trend at MW-4R, as several VOCs were detected at this well in prior sampling years. MW-15 was also analyzed for PCBs and ETPH. ETPH was detected in only the May event at a concentration of 0.099 milligrams per liter (mg/L), which is below the applicable RSR criteria.

Groundwater samples collected from monitoring well MW-CCA-1 located adjacent to the stormwater discharge outfall comprising AOPEC #6B have historically shown low levels of VOCs, ETPH and select metals. To remain in compliance with the RSRs, quarterly groundwater monitoring is conducted at this well, and the samples are analyzed for VOCs, ETPH, and Resource Conservation and Recovery Act regulated metals (RCRA 8 metals). No VOCs were detected above laboratory reporting limits. ETPH

was detected in March (0.13 mg/L) at a concentration below the applicable RSR criteria. Total barium was detected in July [(74 micrograms per liter (ug/L)], September (79 ug/L), and December (67 ug/L) at a level that does not exceed applicable RSR criteria.

In addition to the wells discussed above and as presented in the table above, wells MW-CCA-2, MW-CCA-5, MW-2A, MW-6, MW-10, MW-16, MW-T3, MW-200, MW-201, MW-202, MW-203 and MW-301, were sampled for various compounds in 2017. No VOCs, or PCBs were detected in the analyzed samples. ETPH was detected during the May event in MW-CCA-2 (0.16 mg/L) and MW-16 (0.11 mg/L) at a concentration below the applicable RSR criteria. However, concentrations of ETPH detected in MW-T3 (5.6 mg/L) during May and MW-310 (0.79 mg/L) during the September events exceed the surface water protection criteria (SWPC) established in the Connecticut DEEP Request for Approval of Criteria for Additional Polluting Substances and Certain Alternative Criteria Form, updated April 2018.

3.3 Groundwater Flow Analysis

To determine groundwater flow directions, depth to water measurements were collected on a quarterly basis in March, June/July, September, and December 2017. Table 3 summarizes groundwater depth to water and calculated water surface elevations, and Figures 13 and 14 illustrate groundwater flow directions for the March and September 2017 gauging events. In general, groundwater flows in a south-southwesterly direction across the Site, which is consistent with prior flow determinations.

3.4 Product Recovery

During July 2017, 1.05 feet of product was measured in MW-16 with an oil/water interface probe; however, no other evidence (sheen or odor) was observed in the field, nor were ETPH, VOCs, or PCBs detected in the analyzed groundwater sample. Therefore, the measured product is believed to be the result of an error with the probe. No other measurable oil (light, nonaqueous phase liquid [LNAPL]), were detected in any of the monitoring wells located at the Site, including in the former transformer oil UST area. LNAPL has not been detected in well MW-T3 since 2009 and well TRW-1 since 2005. Figures 8 and 9 illustrate the historic quarterly monitoring of apparent product thickness in monitoring wells MW-T3 and TRW-1, respectively. Historical cumulative product recovery for well TRW-1 is shown on Figure 10.

4.0 AOPEC UPDATE AND PROPOSED ACTIVITIES

Additional environmental investigation activities are planned for the Site in 2018. Groundwater sampling activities are expected to continue in 2018 at subset AOPECs #1B, #1C, #2A, #2B, #3A, #3B, #3D, and #3F, and at AOPECs #4 and #5. The soil investigation activities at these AOPECs are considered complete, but additional groundwater investigation activities are needed before Remediation Standard Regulation (RSR) compliance can be demonstrated. Pending the findings of the additional groundwater investigations at the above noted AOPECs, additional remedial actions may be needed.

Soil and groundwater investigations at subset AOPECs #3C, #3E, #3G, #6A and #10 are considered complete and no further action is required. A Final Site Investigation Report and a Completion of Investigation Transmittal Form has been prepared for these AOPEC's and these documents will be submitted to the DEEP in 2018. Soil and groundwater investigations are also considered complete and no further action is required at subset AOPECs #1A, #7A, #7B, #7C, #8 and #9, and a Final Site Investigation Report and a Completion of Investigation Transmittal Form was previously submitted to the DEEP in October 2014.

The following presents the proposed activities and rationale for each of these subset AOPECs.

4.1 Status Summary and Proposed Actions

4.1.1 AOPEC #1B and #1C: Septic Leach Field

AOPEC #1B: This AOPEC is located north of the former vehicle maintenance garage and serves the same building. CCA's 2001 Phase II Environmental Site Assessment Report discussed analyzing two soil samples (CCA-5 and TP-2) within this AOPEC. Additional testing was needed because the septic system continued to be used after the previous testing was completed in 2001.

Two borings designated B313 and B316 were completed at this AOPEC and converted into groundwater monitoring wells MW-200 and MW-201 in 2017 (Figure 2). Boring B313 (MW-200) is located on the upgradient side of the septic leach field and boring B316 (MW-201) is located on the downgradient side of the leach field. A calibrated PID was used to screen soil for the presence of VOCs in each of the borings, and no VOC readings above background were noted. One soil sample was collected from each boring at 8 to10 ft bgs which matched the previous testing depth completed by CCA in 2001, and is believed to be just below the septic system elevation. The soil samples were tested for PCBs, ETPH and VOCs, and the analytical results revealed no detections of these COCs above laboratory detection limits. Based on these findings, no further soil investigations are planned for this AOPEC. Soil analytical data is summarized in Table 1.

New monitoring wells (MW-200 and MW-201) and the existing well, MW-CCA-5, were sampled in May 2017 to document water quality relative to the septic leach field. Groundwater samples were analyzed for PCBs, ETPH, and VOCs. No COCs were detected above the laboratory reporting limits. Based on the initial data, the groundwater

quality in this area has not been impacted by releases to the septic system. Groundwater analytical data is summarized in Table 2.

Per 22a-133k-3(g)(2)(A)(ii)) of RSRs, groundwater data from four sampling events over a 2-year period reflective of seasonal variability for this AOPEC is required and not yet completed; therefore, additional groundwater monitoring data is needed before LEP verification can be demonstrated. In 2018, groundwater samples will be collected from three monitoring wells within and downgradient area of this AOPEC (MW-200, MW-201 and MW-CCA5) in March, June, September and December 2018 and tested for PCBs, ETPH, and VOCs.

AOPEC #1C: This AOPEC is located south of the former Substation Maintenance (SSM) building and the Construction, Testing, and Maintenance (CT&M) building and serves the same two buildings. CCA's 2001 Phase II Environmental Site Assessment Report discusses analyzing two soil samples (CCA-2 and TP-1) within this AOPEC. Additional testing was needed because the septic system continued to be used after the previous testing was completed in 2001.

Two borings designated B331 and B332 were advanced on the upgradient and downgradient sides of this AOPEC in 2017 (Figure 3). A calibrated PID was used to screen soil for the presence of VOCs in each of the borings, and no VOC readings above background were noted. One soil sample was collected from each boring at 8 to 10 ft bgs which matched the previous testing depth completed by CCA in 2001, and is believed to be just below the septic system elevation. The soil samples were tested for PCBs, ETPH and VOCs, and the analytical results revealed no detections of these COCs above laboratory detection limits. Based on these findings, no further soil investigations are planned for this AOPEC. Soil analytical data is summarized in Table 1.

During 2017, existing monitoring wells MW-CCA-2, MW-15, and MW-16 were sampled in May and July to document water quality relative to the septic leach field. Groundwater samples were analyzed for PCBs, ETPH, and VOCs. VOCs and PCBs were not detected above the laboratory reporting limit in any of the wells during May and July. ETPH was detected in MW-CCA-2 (0.16 mg/L), MW-15 (0.099 mg/L), and MW-16 (0.11 mg/L) during the May event at a concentration below the applicable RSR criteria. However, concentrations of ETPH were not detected in any of the three wells in July. Groundwater analytical data is summarized in Table 2.

Per 22a-133k-3(g)(2)(A)(ii)) of RSRs, groundwater data from four sampling events over a 2-year period reflective of seasonal variability for this AOPEC is required and not yet completed; therefore, additional groundwater monitoring data is needed before LEP verification can be demonstrated. In 2018, groundwater samples will be collected from three monitoring wells within and downgradient of this AOPEC (MW-15, MW-16 and MW-CCA2) in March, June, September and December 2018 and tested for PCBs, ETPH, and VOCs.

4.1.2 AOPEC #2A and #2B: Hydraulic Lifts (existing and former)

AOPEC 2A: This AOPEC involves existing hydraulic lifts located inside the former vehicle service garage building. CCA's 2001 Phase II Environmental Site Assessment Report identified a single boring (B-6) with a previous ETPH detection of 1,500 mg/kg at 8 to 12 ft bgs which was further investigated in 2017.

Six borings designated B301 through B305 and B6A were advanced inside the building in 2017 proximal to boring B-6 (Figure 4). A calibrated PID was used to screen soil for the presence of VOCs in each of the borings, and no VOC readings above background were noted. One soil sample each was analyzed from borings B301 through B305, and the sampling interval generally targeted the 8 to 12 foot depth interval where the ETPH impacts had been previously identified in 2001. Multi-depth soil sampling from 8 to 10, 10 to 12, and 12 to 14 ft bgs was also completed at boring B6A in an attempt to vertically profile the degree of ETPH impacts previously identified at boring B-6. All of the soil samples were tested for ETPH, and the analytical results revealed ETPH detections in two soil samples (B301 and B303) at concentrations that did not exceed RSR criteria.

Five soil borings were also completed in 2017 outside of the former vehicle service garage as an additional line of evidence to delineate the nature and extent of ETPH impacts at this AOPEC (Figure 4). A calibrated PID was used to screen soil for the presence of VOCs in each of the borings, and no VOC readings above background were noted. Boring B317 was completed cross-gradient as groundwater monitoring well MW-202, boring B318 which was completed downgradient as monitoring well MW-203, and borings B313 and B316 were both completed upgradient as monitoring wells MW-200 and MW-201. One soil sample was analyzed for ETPH from each of these borings at depths similar to the 8 to 12 foot depth interval that exhibited historical impacts, ETPH was detected in two soil samples (B317 and B318) at concentrations of 43 and 45 milligrams per kilogram (mg/kg), and these concentrations do not exceed RSR criteria. Select soil samples were also tested for PCBs, and PCBs were not detected in the soil samples analyzed. Soil analytical data is summarized in Table 1.

ETPH was identified in one soil sample, collected in 2001, above the Residential Direct Exposure Criteria (RES DEC). In accordance with Sections 22a-133k-2(e)(1), compliance with the RSRs Direct Exposure Criteria (DEC) can be demonstrated if the 95% Upper Confidence Level (UCL) of all sample data is equal to or less than the criteria. Therefore, all of the sample data and half of the detection limit for samples with non-detect, was entered into the EPA spreadsheet to calculate the 95% UCL for ETPH in AOPEC #2A. The calculation spreadsheet is included in Appendix E. The calculated 95% UCL for this data set is 465 mg/kg, which is below the RES DEC and demonstrates compliance with the criteria for ETPH in AOPEC #2A. No further soil investigation is warranted or proposed for this AOPEC.

New monitoring wells (MW-202 and MW-203) were sampled in May 2017 to document water quality relative to the hydraulic lifts. Groundwater samples were analyzed for ETPH. ETPH was not detected above the laboratory reporting limits. ETPH was also not detected

in the upgradient wells MW-200 and MW-201. Groundwater analytical data is summarized in Table 2.

Per 22a-133k-3(g)(2)(A)(ii)) of RSRs, groundwater data from 4 sampling events over a 2-year period reflective of seasonal variability for this AOPEC is required and not yet completed; therefore, additional groundwater monitoring data is needed before LEP verification can be demonstrated. In 2018, groundwater samples will be collected from two monitoring wells (MW-202 and MW-203) that surround this AOPEC in March, June, September and December 2018 and tested for ETPH.

AOPEC #2B: This AOPEC involves former hydraulic lifts located inside the Substation Maintenance (SSM) building. CCA's 2001 Phase II Environmental Site Assessment Report identified a single boring (B-3) with a previous ETPH detection of 1,900 mg/kg at 8 to 12 ft bgs which warranted further investigation in 2017.

Six borings designated B306 to B310 and B310A were advanced inside the building in 2017 proximal to boring B-3 (Figure 5). A calibrated PID was used to screen soil for the presence of VOCs in each of the borings, and no VOC readings above background were noted. One soil sample each was analyzed from borings B306 through B310, and the sampling interval generally targeted the 8 to 12 foot depth where the ETPH impacts had been previously identified in 2001. Multi-depth soil sampling from 6 to 8, 8 to 10, and 10 to 12 ft bgs was also completed at boring B310A in an attempt to vertically profile the degree of ETPH impacts identified at boring B310. All of the soil samples were tested for ETPH, and select soil samples were also tested for PCBs. The analytical results revealed ETPH detections in six soil samples (B307, B308, B310, B310A [6-8 ft], B310A [8-10 ft], B310A [10-12 ft]), and the ETPH concentrations at two locations (B310 [8-10 ft], and B31A [6-8 ft]) exceeded RSR criteria. PCBs were not detected in the soil samples analyzed.

A hydrocarbon fingerprint analysis performed on the 6 to 8-foot soil sample from boring B310A to determine the type of petroleum hydrocarbon present. The fingerprint analysis indicated the type of petroleum was consistent with transformer oil.

Two upgradient soil borings completed outside of the former SSM building in 2017 can also be utilized as an additional line of evidence to delineate the nature and extent of ETPH impacts at this AOPEC. They include borings B313 and B316 which were both completed into monitoring wells MW-200 and MW-201. One soil sample was analyzed for PCBs and ETPH from each of these borings at sample depths similar to the 8 to 12 foot depth interval that exhibited historical impacts, and no detections were noted at either boring. Soil analytical data is summarized in Table 1.

ETPH was detected in two soil samples at concentrations above the RES DEC and one sample above the Industrial/Commercial DEC (I/C DEC). As discussed above in AOPEC #2A, the entire soil data set, including half the detection limit for samples with non-detect, was entered into the EPA spreadsheet to calculate the 95% UCL for ETPH in AOPEC #2B. The calculation spreadsheet is included in Appendix E. The calculated 95% UCL for this data set is 12,545 mg/kg, which is above the RES DEC and I/C DEC for ETPH. Based on the calculation, compliance with the DEC cannot be documented using the 95% UCL;

therefore, other remedial options need to be evaluated and implemented to address the ETPH impacts identified at this AOPEC.

Existing monitoring wells MW-6 and MW-T-3 were sampled in May 2017 to document groundwater quality relative to the former hydraulic lifts. An additional well, MW-310, was installed and sampled in September 2017. Groundwater samples were analyzed for ETPH. ETPH was not detected above the laboratory reporting limits in MW-6. However, concentrations of ETPH detected in MW-T3 (5.6 mg/L) and MW-310 (0.79 mg/L) exceed the SWPC. ETPH was also not detected in the upgradient wells MW-200 and MW-201; and therefore, is not a result of an upgradient source. Groundwater analytical data is summarized in Table 2.

Further sampling is necessary to continue to monitor natural attenuation of the dissolved hydrocarbon plume. Therefore, additional groundwater monitoring at wells MW-6, MW-310, and MW-T3 in March, June, September and December 2018 is proposed. Groundwater samples will be analyzed for ETPH.

4.1.3 AOPEC #3A, #3B, #3D and #3F: Former USTs

AOPEC #3A*:* This AOPEC comprises former underground storage tanks (USTs) A1 and A1R1, which were reported to have contained heating oil/diesel fuel. Soil testing within this AOPEC was not completed after the tanks were removed, and CCA's 2001 Phase II Environmental Site Assessment Report documents the collection and analysis of a single groundwater sample from this AOPEC. Additional testing is needed to properly close out this AOPEC for LEP verification.

Two soil borings designated B314 and B315 were completed within the footprint of this AOPEC in 2017 (Figure 6). A calibrated PID was used to screen soil for the presence of VOCs in each of the borings, and no VOC readings above background were noted. One soil sample each was analyzed from the borings, and the sampling interval generally targeted the bottom depth of the UST which was estimated at 11 to 13 ft bgs. The soil samples were tested for VOCs, SVOCs and ETPH, and the analytical results revealed no detections for any compounds. Soil analytical data is summarized in Table 1.

No groundwater sampling was conducted in 2017, as favorable groundwater data from four sampling events over a 2-year period exists for this AOPEC from 2014 for the primary COCs that is reflective of seasonal variability; however, historical sampling did not include SVOCs as a COC. Therefore, additional groundwater monitoring data is needed to document compliance with the RSRs. In 2018, quarterly groundwater sampling at existing well MW-A1R1 in March, June, September and December 2018 and test for SVOCs is proposed.

AOPEC #3B*:* This AOPEC comprises former USTs J-10, J-11, J-12, and K-13. These four former USTs, located side by side in subsurface concrete block vaults to the east of the Substation Maintenance Building, contained non-PCB transformer oil (three tanks) and waste oil (one tank). Soil testing within this AOPEC was not completed after the tanks were removed, and historical groundwater data at monitoring well MW-T3 and recovery well

TRW-1 exhibited intermittent thin layers of LNAPL in 2003, 2004, 2005, 2007, and 2009. LNAPL was not detected or recovered at either well during 2006, 2008, and 2010 through 2016. Natural attenuation monitoring is ongoing. Additional testing is needed to properly close out this AOPEC for LEP verification.

Six soil borings designated B325 through B330 were completed within the footprint of this AOPEC in 2017 (Figure 7). A calibrated PID was used to screen soil for the presence of VOCs in each of the borings, and no VOC readings above 1 ppm were noted. One soil sample each was analyzed from the borings, and the sampling interval generally targeted the depth of the USTs which was estimated at a range of 6 to 10 ft bgs. The soil samples were tested for PCBs, VOCs, ETPH, and total RCRA 8 metals. The analytical results revealed PCBs and VOCs were not detected above laboratory detection limits. Select total metals were detected at concentrations that do not exceed applicable criteria. ETPH was detected in each of the soil samples at concentrations ranging from 26 mg/kg to 1,000 mg/kg. The detected ETPH concentrations in samples B328 and B330 exceed RSR criteria. While soil results were found above RSR criteria, further investigations to delineate the nature and extent of soil impacts are not planned because the current level of testing at this AOPEC combined with testing at other surrounding AOPECs is considered sufficient for LEP verification. An evaluation of soil remedial options can commence for this AOPEC. Soil analytical data is summarized in Table 1.

A groundwater sample was collected from existing monitoring well MW-6 in May 2017 and analyzed for ETPH. ETPH was not detected above the laboratory reporting limits in MW-6. Groundwater analytical data is summarized in Table 2.

As documented above, soil remediation is planned at this AOPEC, and post remediation groundwater monitoring will be needed. Equally important, there is no recent comprehensive groundwater data in AOPEC #3B. Therefore, one groundwater sampling event is proposed for completion in March 2018 at existing wells MW-T6, MW-6, MW-TRW1, and MW-CCA4 to continue to track the natural attenuation of the dissolved hydrocarbon plume previously identified. Samples will be analyzed for ETPH, PCBs, VOCs, RCRA 8 metals.

AOPEC #3D: This AOPEC comprises former UST L-14, which is reported to have contained heating oil. Soil testing within this AOPEC was not completed after the tank was removed. Previous investigations completed in 2001 revealed ETPH impacts in soils albeit below RSR criteria. Additional testing was deemed necessary in order to demonstrate compliance with the RSRs for LEP verification.

Two soil borings designated B311 and B312 were advanced downgradient of the UST grave in 2017 to confirm the previous 2001 results and provide additional, more recent test data (Figure 8). A calibrated PID was used to screen soil for the presence of VOCs in each of the borings, and no VOC readings above background were noted. One soil sample each was analyzed from the borings, and the sampling interval generally targeted the depth of the UST which was estimated at a range of 6 to 12 ft bgs. The soil samples were analyzed for VOCs, SVOCs, and ETPH. Results revealed VOCs and SVOCs were not detected. ETPH was detected in each of the soil samples at concentrations below RSR criteria. Soil analytical data is summarized in Table 1.

Because ETPH impacts were detected in soils at this AOPEC in 2017, the groundwater sample collected from existing monitoring well MW-6 in May 2017 that was used to evaluate AOPEC #3C was also used to evaluate groundwater for this AOPEC. The sample was analyzed for ETPH, and the results revealed no detections above the laboratory reporting limits. Groundwater analytical data is summarized in Table 2.

AOPEC #3F: This AOPEC comprises former USTs B-2 (leaded gasoline), C-3 (unleaded gasoline), D-4 (unleaded gasoline), and E-5 (diesel fuel). A groundwater pump and treat system associated with this AOPEC was historically operated at this AOPEC and was shut down in June 2003. Natural attenuation monitoring is ongoing. Additional testing is needed to properly close out this AOPEC for LEP verification.

Six soil borings designated B319 to B324 were advanced at and downgradient of the UST grave (Figure 9). A calibrated PID was used to screen soil for the presence of VOCs in each of the borings, and no VOC readings above background were noted. One soil sample each was analyzed from the borings, and the sampling interval generally targeted the depth of the UST which was estimated at a range of 8 to 12 ft bgs. The soil samples were analyzed for VOCs and ETPH. Soil analytical results revealed that VOCs were not detected. ETPH was detected in all but one soil sample. The ETPH concentration detected in sample B321 (760 mg/kg) exceed RSR criteria. Soil analytical data is summarized in Table 1.

ETPH was detected in one soil sample at a concentration above the RES DEC. The entire soil data set, including half the detection limit for samples with non-detect, was entered into the EPA spreadsheet to calculate the 95% UCL for ETPH in AOPEC #3F. The calculation spreadsheet is included in Appendix E. The calculated 95% UCL for this data set is 629.5 mg/kg, which is above the RES DEC for ETPH. Based on the calculation, compliance with the DEC cannot be documented using the 95% UCL; therefore, other remedial options need to be evaluated and implemented to address ETPH impacts at this AOPEC.

A groundwater samples were collected from existing monitoring wells MW-10 and MW-11A in March, MW-2A in July and MW-4R in September 2017. The samples from MW-10, MW-11A and MW-4R were analyzed for VOCs, while the sample from MW-2A was analyzed for ETPH. VOCs and ETPH were not detected in groundwater samples collected from AOPEC #3F. Groundwater analytical data is summarized in Table 2.

As documented above, soil remediation is planned at this AOPEC, and post remediation groundwater monitoring will be needed. While post remediation monitoring is not anticipated to begin until 2019, one monitoring event is proposed in March 2018 at existing wells MW-2A, MW-10, MW-11A, and MW-4R to continue to track the natural attenuation of the dissolved hydrocarbon plume previously identified. Samples will be analyzed for ETPH and VOCs.

4.1.4 AOPEC #4: Transformer Storage Areas & Loading Docks

This AOPEC is located at the northeast portion of the AWC parcel. Recent investigations performed in 2016 to evaluate subsurface soils and on the elevated concrete platforms formerly used for transformer storage revealed the presence of elevated ETPH and PCBs at concentrations exceeding RSR criteria. Further delineation to identify the vertical and horizontal extent of impacts was warranted for RSR compliance and LEP verification.

Nine soil borings designated B218A through B220A, B228A, B501, and B504 through B507 were completed within the footprint of this AOPEC in 2017 (Figure 10). One soil sample each was analyzed from the borings, and the sampling interval generally targeted shallow soils ranging from 0 to 5 ft bgs. All of the soil samples were tested for ETPH, and a select number of samples were also tested for PCBs. The analytical results revealed no further PCB impacts, and the ETPH impacts were defined as being located within the top foot of soil. Soil analytical data is summarized in Table 1.

New monitoring wells, MW-201 and MW-203, and existing well MW-CCA-5 were sampled in May 2017 to document water quality relative to AOPEC #4. Groundwater samples from MW-201 and MW-CCA-5 were analyzed for PCBs, VOCs, and ETPH while the sample from MW-203 was analyzed for ETPH. No compounds were detected above the laboratory reporting limits. Groundwater analytical data is summarized in Table 2.

Soil remediation is planned at this AOPEC to address the shallow PCB and ETPH impacts, and post remediation groundwater monitoring will be needed. Groundwater monitoring data from this AOPEC is limited. Therefore, one monitoring event in March 2018 at existing wells MW-CCA4, MW-CCA5, MW-201, and MW-203 is planned and groundwater samples will be tested for ETPH and PCBs.

4.1.5 AOPEC #5: Utility Pole Storage Areas

Treated wooden utility poles were previously stored on racks in the eastern portion of the facility. Previous environmental evaluations assessed some of the pole storage areas; however, not all of these areas were investigated, and additional COCs were found that were not included in prior investigations. Based on this information, additional soil investigations of this AOPEC were conducted in 2016 to address these data gaps. SVOCs were detected in soil at concentrations that do not exceed applicable criteria. One soil sample exhibited a total arsenic concentration that exceeded RSR criteria, and a second soil sample exhibited a leachable arsenic concentration (a Synthetic Leaching Precipitate Procedure [SPLP] result) that exceeded RSR criteria.

Existing monitoring well MW-16 was sampled in May and July 2017 to document water quality relative to the former utility pole storage area. The May groundwater sample was analyzed for PCBs, VOCs, and ETPH. The July sample was analyzed for ETPH. PCBs and VOCs were not detected above the laboratory reporting limit. ETPH was detected in MW-16 (0.11 mg/L) during the May event at a concentration below the applicable RSR

criteria. However, ETPH was not detected during the July event. Groundwater analytical data is summarized in Table 2.

Total arsenic was identified in one soil sample above the RES DEC and I/C DEC; while SPLP arsenic was detected in one sample at a concentration above the pollutant mobility criteria for GA groundwater (GA PMC). The entire soil mass analysis data set, including half the detection limit for samples with non-detect, was entered into the EPA spreadsheet to calculate the 95% UCL for total arsenic in AOPEC #5. In order to demonstrate compliance with the GA PMC, Section 22a-133k-2(e)(2) states that the 95% UCL must be calculated using a representative data set of no less than twenty samples. Therefore, to calculate the 95% UCL for SPLP arsenic in AOPEC #5, a total of twenty-five data points, including half the detection limit for samples with non-detect, was entered into the EPA spreadsheet. The calculation spreadsheets for both total and SPLP arsenic are included in Appendix E. The calculated 95% UCL for total arsenic is 7.323 mg/kg, which is below the RES DEC and I/C DEC and demonstrates compliance with the criteria in this AOPEC. In addition, the calculated 95% UCL for SPLP arsenic is 0.0267 mg/L, which is below the GA PMC and demonstrates compliance with this criterion. No further soil investigation is warranted or proposed for AOPEC #5.

Groundwater monitoring data from this AOPEC is limited. Therefore, additional groundwater monitoring at wells MW-CCA3, MW-CCA4 and MW-16 in March, June, September and December 2018 is proposed. Groundwater samples will be analyzed for ETPH, SVOCs (including pentachlorophenol [PCP]) and RCRA 8 metals plus hexavalent and trivalent chromium, and copper.

4.1.6 AOPEC #6B: Stormwater Discharge Locations

AOPEC #6B: Stormwater originating from impervious areas on the eastern side of the Site discharges through a headwall at the southern portion of the Site. Soil investigations are considered complete at this AOPEC; however, additional groundwater investigations were needed because past sampling of well MW-CCA-1 has produced frequent data gaps due to insufficient water, and there have been detections of barium and lead exceeding applicable RSR criteria in previous years (2012 and 2013), and infrequent detections of VOCs and ETPH.

Groundwater samples were obtained quarterly from monitoring well MW-CCA-1 (Figure12) in March, July, September, and December 2017 and analyzed for VOCs, ETPH, and total RCRA 8 metals. No VOCs were detected during the quarterly monitoring above laboratory reporting limits. ETPH (0.13 mg/L) was detected in March at a concentration below the applicable RSR criteria. Total barium was detected in July (74 ug/L), September (79 ug/L), and December (67 ug/L) at a level that does not exceed applicable RSR criteria. No other metals were detected during the quarterly monitoring. Groundwater analytical data is summarized in Table 2.

Four consecutive quarters of favorable groundwater sampling at MW-CCA-1 were obtained in 2017. All COCs were well below the applicable groundwater criteria, thus documenting compliance with the RSRs at AOPEC #6B. Monitoring at this location can

be terminated and preparation of a Final Site Investigation Report and COI Transmittal Form for submission to DEEP is recommended to formerly close out AOPEC #6B.

5.0 SUMMARY OF PROPOSED ACTIVITIES

Remediation, monitoring and gauging activities are planned at the Site for 2018. These activities include soil and groundwater remediation, continued groundwater monitoring and flow analysis, and data evaluation. Specifically, the following actions will be conducted in 2018:

Remediation

Remediation at the Site is anticipated at four AOPECS including AOPEC #2B, #3B, #3F and #4. Soil remediation is warranted at each of these AOPECs to address ETPH impacts. ETPH impacts at AOPEC #2B are located at depth of 6 to 10 ft bgs, at AOPEC #3B at a depth of 9 to 11 ft bgs, at AOPEC #3F at depth of 10 to 12 ft bgs, and AOPEC #4 within the top one foot of soil. Additionally, based on the presence of PCBs greater than 1 mg/kg in one soil sample collected from AOPEC #4, a Performance-Based PCB cleanup performed in accordance with Title 40 CFR Section 761.61(b) is also planned. Closure documentation, including the collection of remediation confirmation samples, will be provided in a separate report.

Groundwater remediation may also be needed at select AOPECs pending the findings of additional groundwater investigations planned for the Site in 2018 and after soil remediation at select AOPECs are completed.

Continued Groundwater Monitoring:

Groundwater monitoring activities are expected to continue in 2018 at AOPECs #1B, #1C, #2A, #2B, #3A, #3B, #3D, #3F, #4 and #5. The following groundwater sampling activities and laboratory analyses are planned at the Site in 2018:

- Wells MW-200, MW-201, CCA-5 will be sampled on a quarterly basis and tested for VOCs, PCBs and ETPH;
- Wells MW-15, MW-16, CCA-2 will be sampled on a quarterly basis and tested for VOCs, PCBs and ETPH;
- Wells MW-202 and MW-203 will be sampled on a quarterly basis and tested for ETPH;
- Wells MW-310 and MW-T3 will be sampled on an annual basis (March) and tested for ETPH;
- Well MW-A1R1 will be sampled on a quarterly basis and tested for SVOCs;
- Wells MW-T6, MW-6, MW-TRW1 and MW-CCA4 will be sampled on a quarterly basis and tested for ETPH, PCBs, VOCs and RCRA 8 metals;
- Well MW-6 will be sampled on an annual basis (March) and tested for SVOCs;

- Wells MW-2A, MW-10, MW-11A, MW-4R will be sampled on an annual basis (March) and tested for ETPH and VOCs;
- Well MW-203 will be sampled on an annual basis (March) and tested for PCBs;
- Wells MW-CCA4 and MW-16 will be sampled on a quarterly basis and tested for SVOCs and RCRA 8 metals plus hexavalent and trivalent chromium and copper; and
- Well MW-CCA3 will be sampled on a quarterly basis and tested for ETPH, SVOCs, RCRA 8 metals plus hexavalent and trivalent chromium and copper.

Continued Groundwater Flow Analysis:

To further document groundwater flow directions, groundwater elevation monitoring will continue. It is proposed that monitoring wells, MW-A1R1, MW-CCA-1, MW-CCA-2, MW-CCA-3, MW-CCA-4, MW-CCA-5, MW-CCA-6, MW-4R, MW-5, MW-6, MW-8, MW-10, MW-11A, MW-15, MW-T1, MW-T2, MW-T3, MW-T5, MW-T6, RW-1, TRW-1, MW-North, MW-South, MW-SA-NORTH(R) and MW-SA-SOUTH(R) will be monitored semi-annually to demonstrate the direction of groundwater flow. New groundwater monitoring wells MW-301A, MW-200, MW-201, MW-202 and MW-203 installed in 2017 will now be included in the above monitoring network as well.

Continued Product Recovery:

Based on historical detections of LNAPL in product recovery wells TRW-1 and MW-T3, product recovery, if needed, will continue at these wells in 2018.

5.1 Proposed Schedule

Figure 22 presents the proposed project schedule for the upcoming year. This schedule outlines anticipated quarterly and annual sampling events for 2018. The annual environmental summary report will be submitted during the second quarter of 2019.

FIGURES

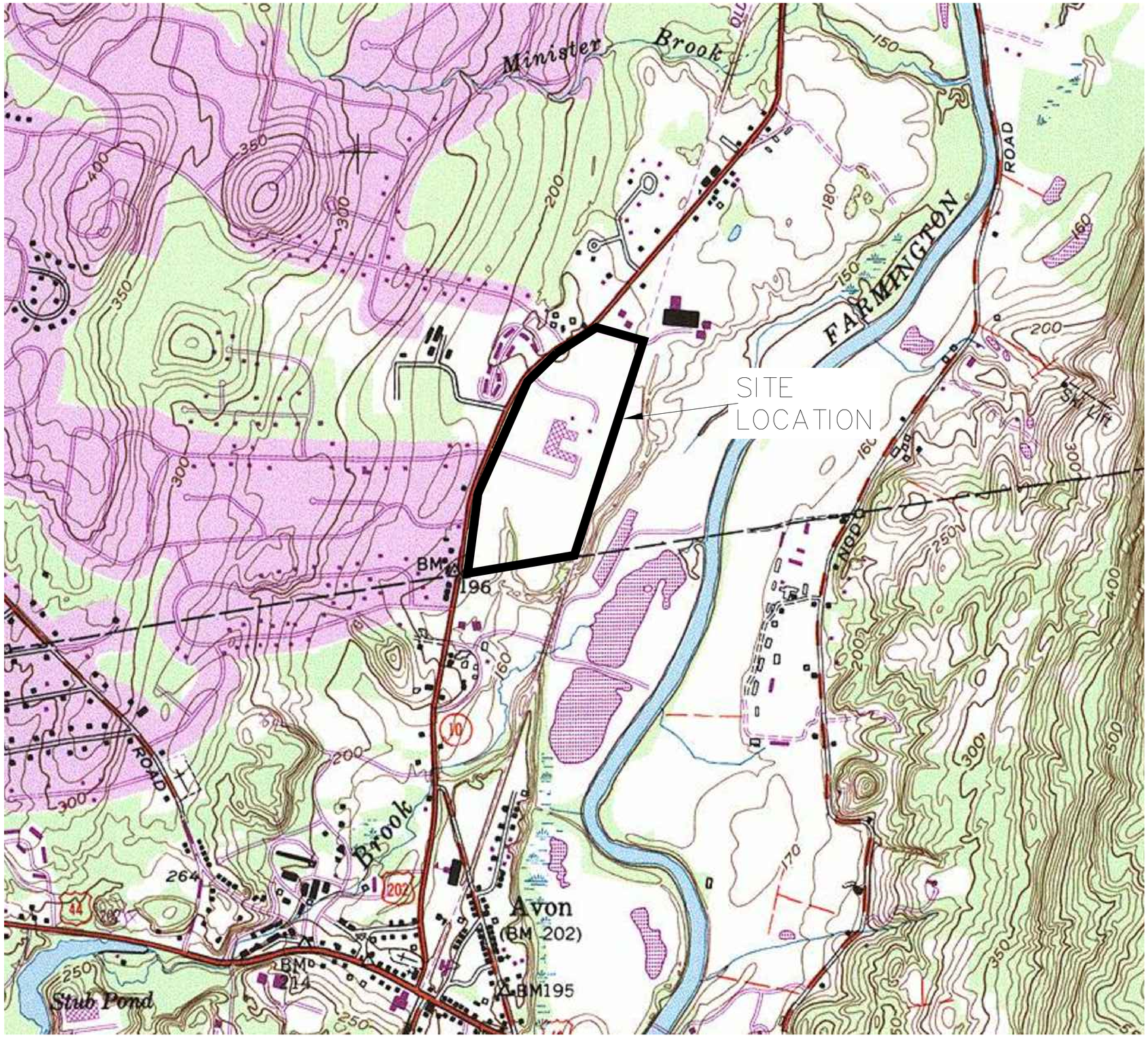

NOTE:

1. LOCUS MAP DERIVED FROM WESTON & SAMPSON 2006 GROUNDWATER MONITORING REPORT

FIGURE 1
EVERSOURCE
SIMSBURY AREA WORK CENTER
SIMSBURY, CONNECTICUT
SITE LOCATION PLAN
MAY 2018 | SCALE: NTS

Weston & Sampson SM

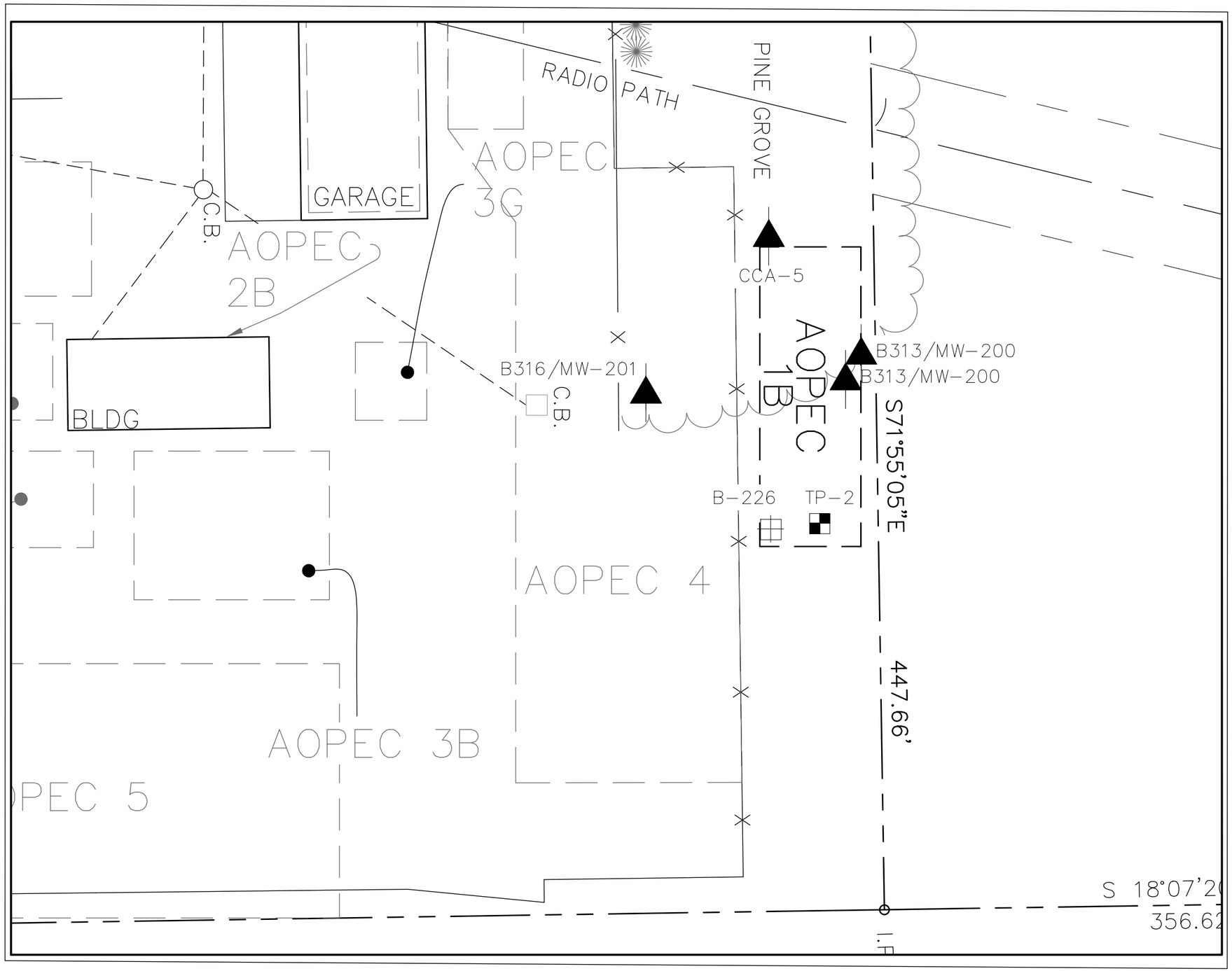

N

SCALE: 1"=40'

0 40' 80'

LEGEND

TEST PIT SOIL SAMPLE LOCATION (2001)

BORING/MONITORING WELL LOCATION (2017)

BORING LOCATION (PREVIOUS)

FIGURE 2
AOPEC-1B

EVERSOURCE ENERGY
FORMER SIMSBURY AREA WORK CENTER
SIMSBURY, CT
SOIL AND GROUNDWATER SAMPLE LOCATION PLAN

MAY 2018 SCALE: AS SHOWN

Weston & Sampson

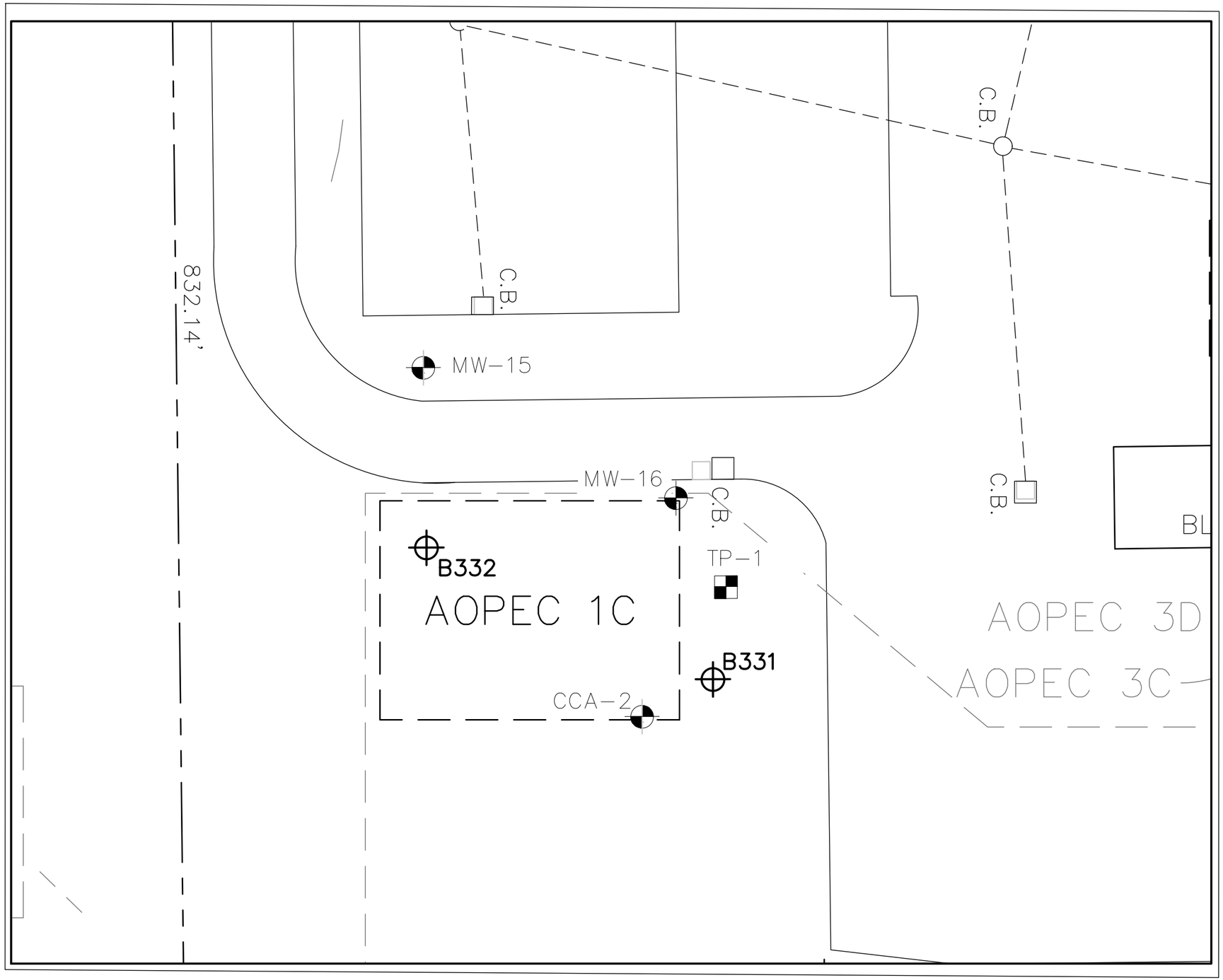

N

SCALE: 1"=40'

0 40' 80'

LEGEND

TEST PIT SOIL SAMPLE LOCATION (2001)

BORING/MONITORING WELL LOCATION (PREVIOUS)

BORING LOCATION (APRIL 2017)

FIGURE 3
AOPEC-1C

EVERSOURCE ENERGY
FORMER SIMSBURY AREA WORK CENTER
SIMSBURY, CT
SOIL AND GROUNDWATER SAMPLE LOCATION PLAN

MAY 2018 SCALE: AS SHOWN

Weston & Sampson

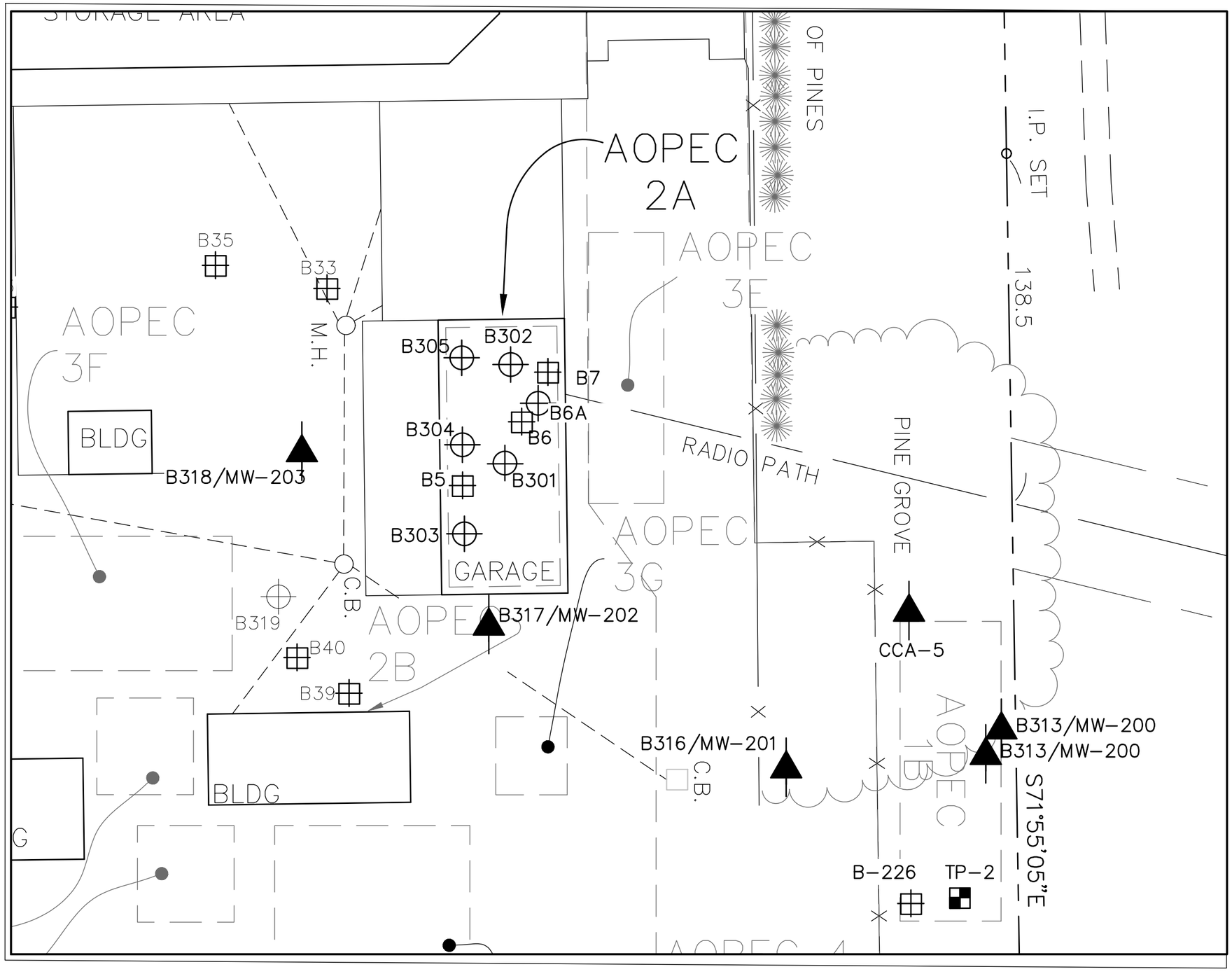

N

SCALE: 1"=40'

0 40' 80'

LEGEND

- TEST PIT SOIL SAMPLE LOCATION (2001)
- BORING/MONITORING WELL LOCATION (2017)
- BORING LOCATION (APRIL 2017)
- BORING LOCATION (PREVIOUS)

FIGURE 4
AOPEC-2A

EVERSOURCE ENERGY
FORMER SIMSBURY AREA WORK CENTER
SIMSBURY, CT
SOIL AND GROUNDWATER SAMPLE LOCATION PLAN

MAY 2018 SCALE: AS SHOWN

Weston & Sampson

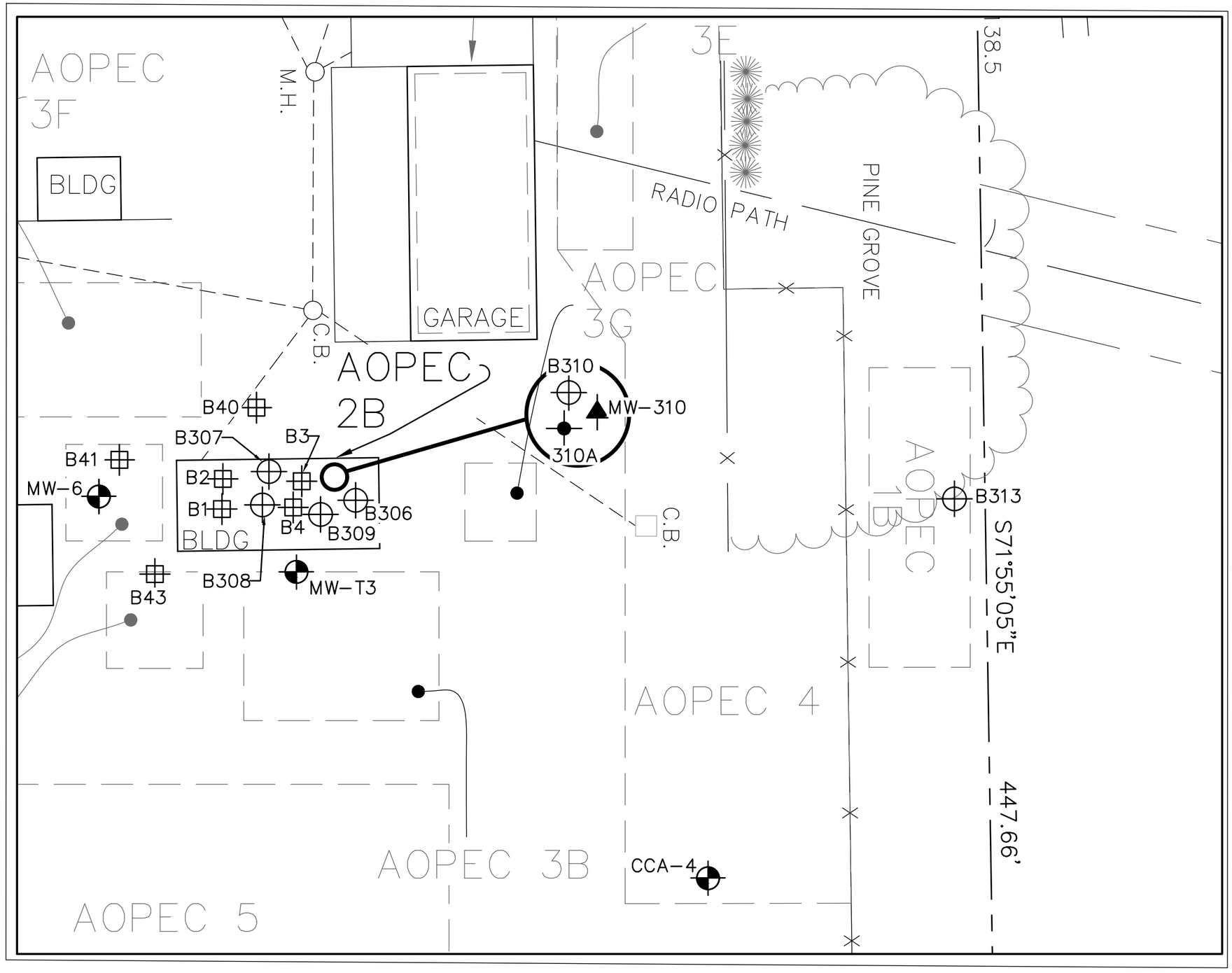

N

SCALE: 1"=40'

0 40' 80'

LEGEND

- BORING/MONITORING WELL LOCATION (PREVIOUS)
- BORING LOCATION (APRIL 2017)
- BORING/MONITORING WELL LOCATION (2017)
- BORING LOCATION (SEPTEMBER 2017)
- BORING LOCATION (PREVIOUS)

FIGURE 5
AOPEC-2B

EVERSOURCE ENERGY
FORMER SIMSBURY AREA WORK CENTER
SIMSBURY, CT
SOIL AND GROUNDWATER SAMPLE
LOCATION PLAN

MAY 2018 SCALE: AS SHOWN

Weston & Sampson

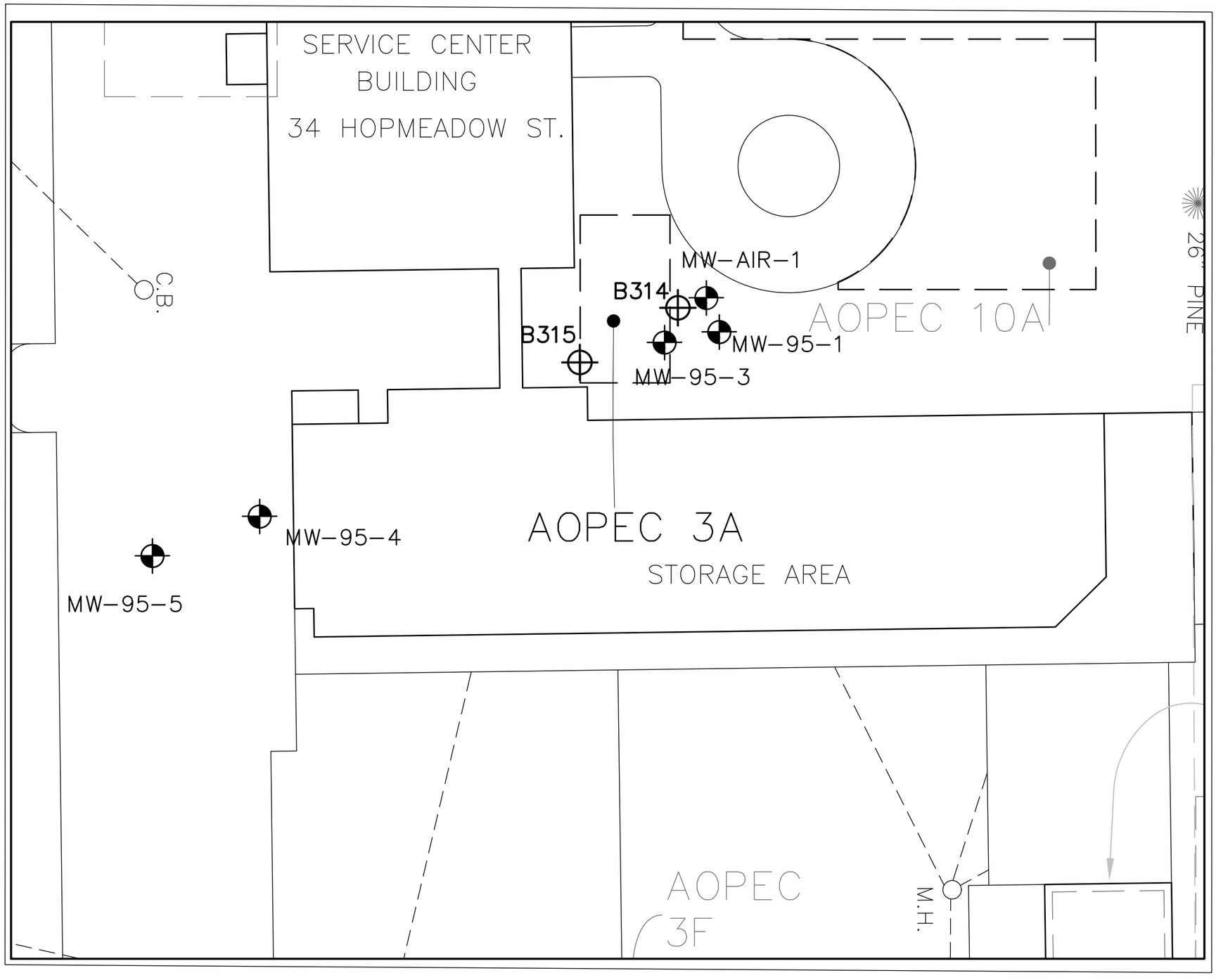

N

SCALE: 1"=40'

0 40' 80'

LEGEND

BORING/MONITORING WELL LOCATION (PREVIOUS)

BORING LOCATION (APRIL 2017)

FIGURE 6
AOPEC-3A

EVERSOURCE ENERGY
FORMER SIMSBURY AREA WORK CENTER
SIMSBURY, CT

SOIL AND GROUNDWATER SAMPLE LOCATION PLAN

MAY 2018 SCALE: AS SHOWN

Weston & Sampson

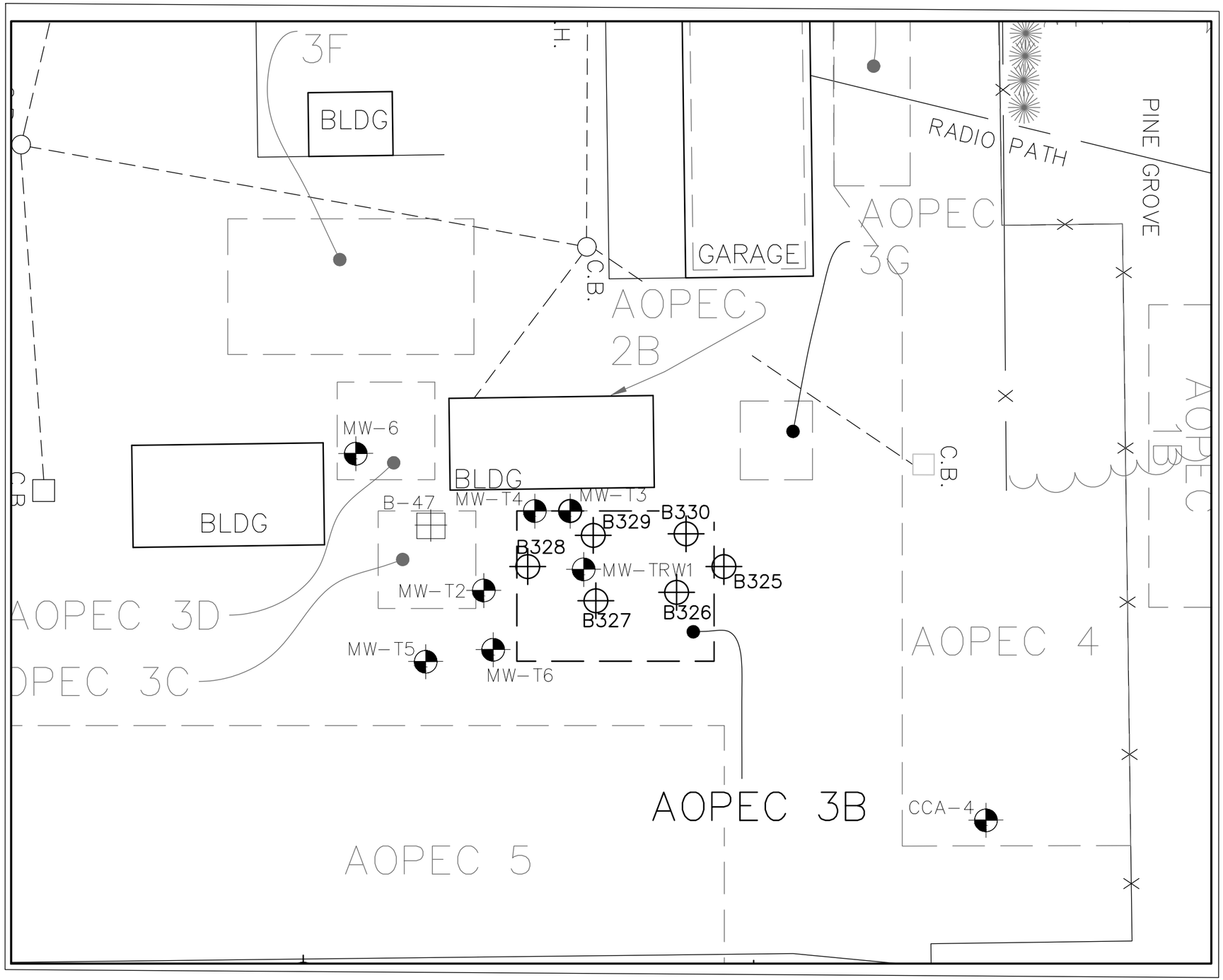

N

SCALE: 1"=40'

0 40' 80'

LEGEND

BORING/MONITORING WELL LOCATION (PREVIOUS)

BORING LOCATION (APRIL 2017)

BORING LOCATION (PREVIOUS)

FIGURE 7
AOPEC-3B

EVERSOURCE ENERGY
FORMER SIMSBURY AREA WORK CENTER
SIMSBURY, CT
SOIL AND GROUNDWATER SAMPLE LOCATION PLAN

MAY 2018 SCALE: AS SHOWN

Weston & Sampson

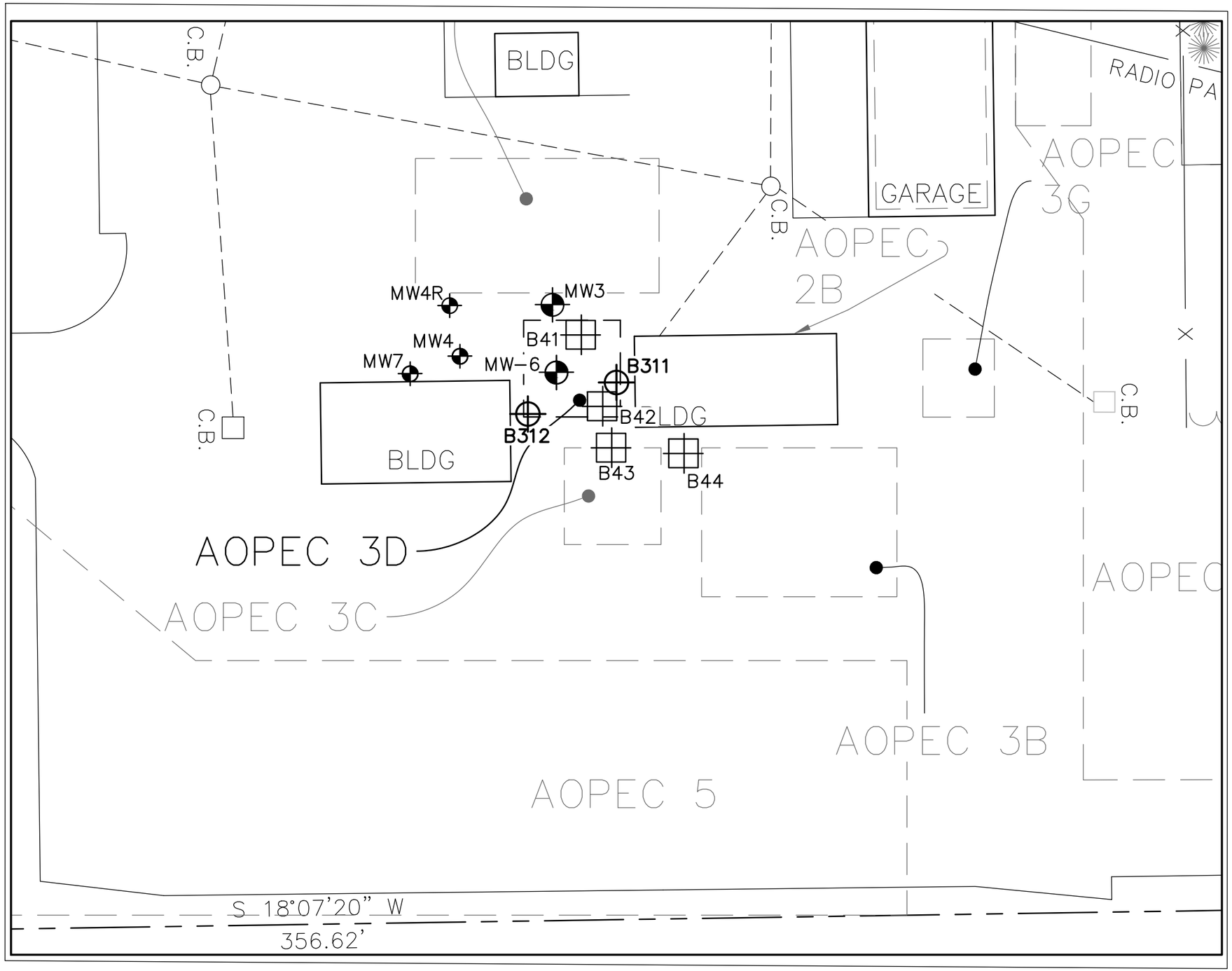

N

SCALE: 1"=40'

0 40' 80'

LEGEND

- BORING/MONITORING WELL LOCATION (PREVIOUS)
- BORING LOCATION (APRIL 2017)
- BORING LOCATION (PREVIOUS)

FIGURE 8

AOPEC-3D

EVERSOURCE ENERGY

FORMER SIMSBURY AREA WORK CENTER

SIMSBURY, CT

SOIL AND GROUNDWATER SAMPLE LOCATION PLAN

MAY 2018 SCALE: AS SHOWN

Weston & Sampson

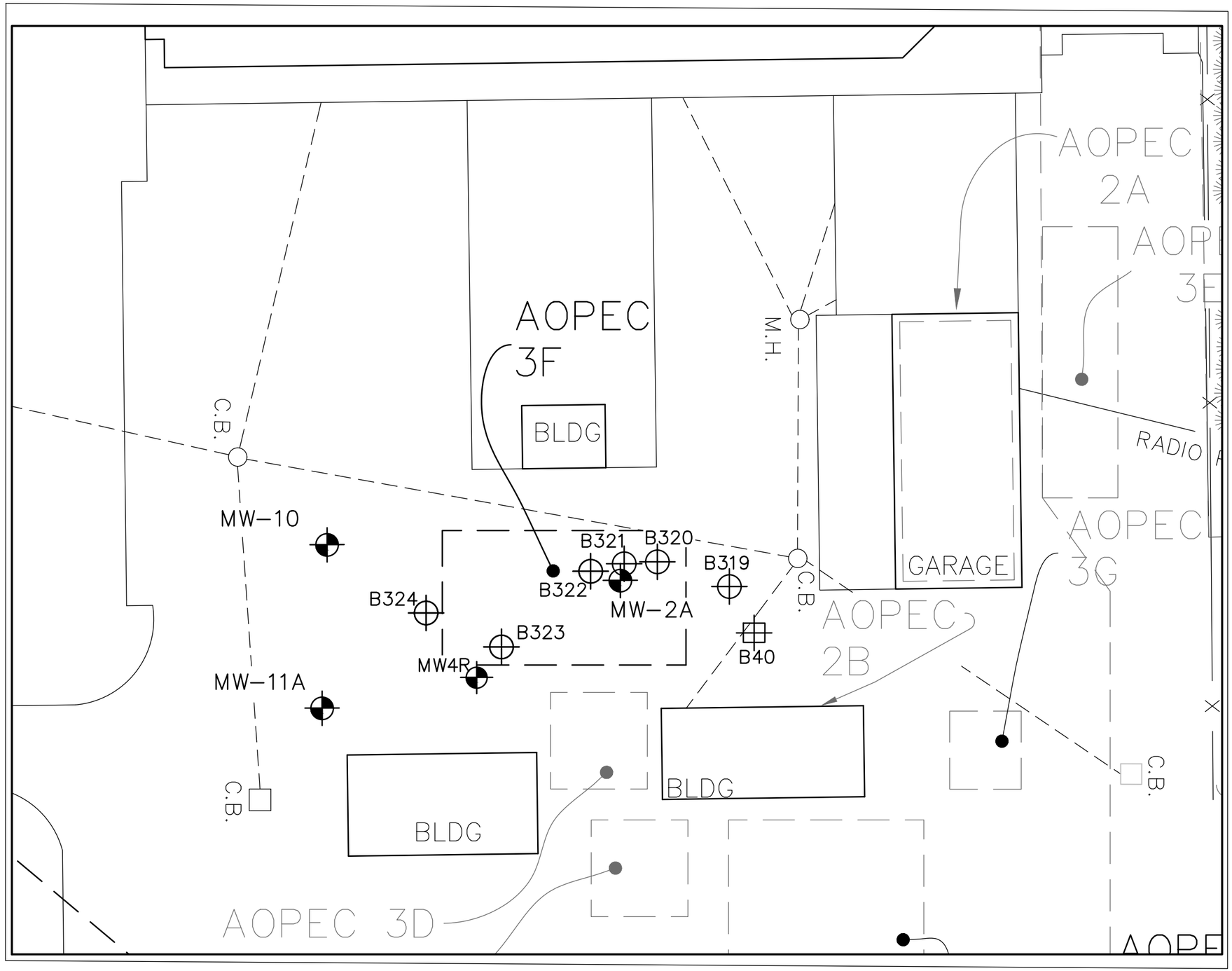

N

SCALE: 1"=40'

0 40' 80'

LEGEND

BORING LOCATION (APRIL 2017)

BORING/MONITORING WELL LOCATION (2001)

BORING LOCATION (PREVIOUS)

FIGURE 9

AOPEC-3F

EVERSOURCE ENERGY
FORMER SIMSBURY AREA WORK CENTER
SIMSBURY, CT
SOIL AND GROUNDWATER SAMPLE
LOCATION PLAN

MAY 2018 SCALE: AS SHOWN

Weston & Sampson

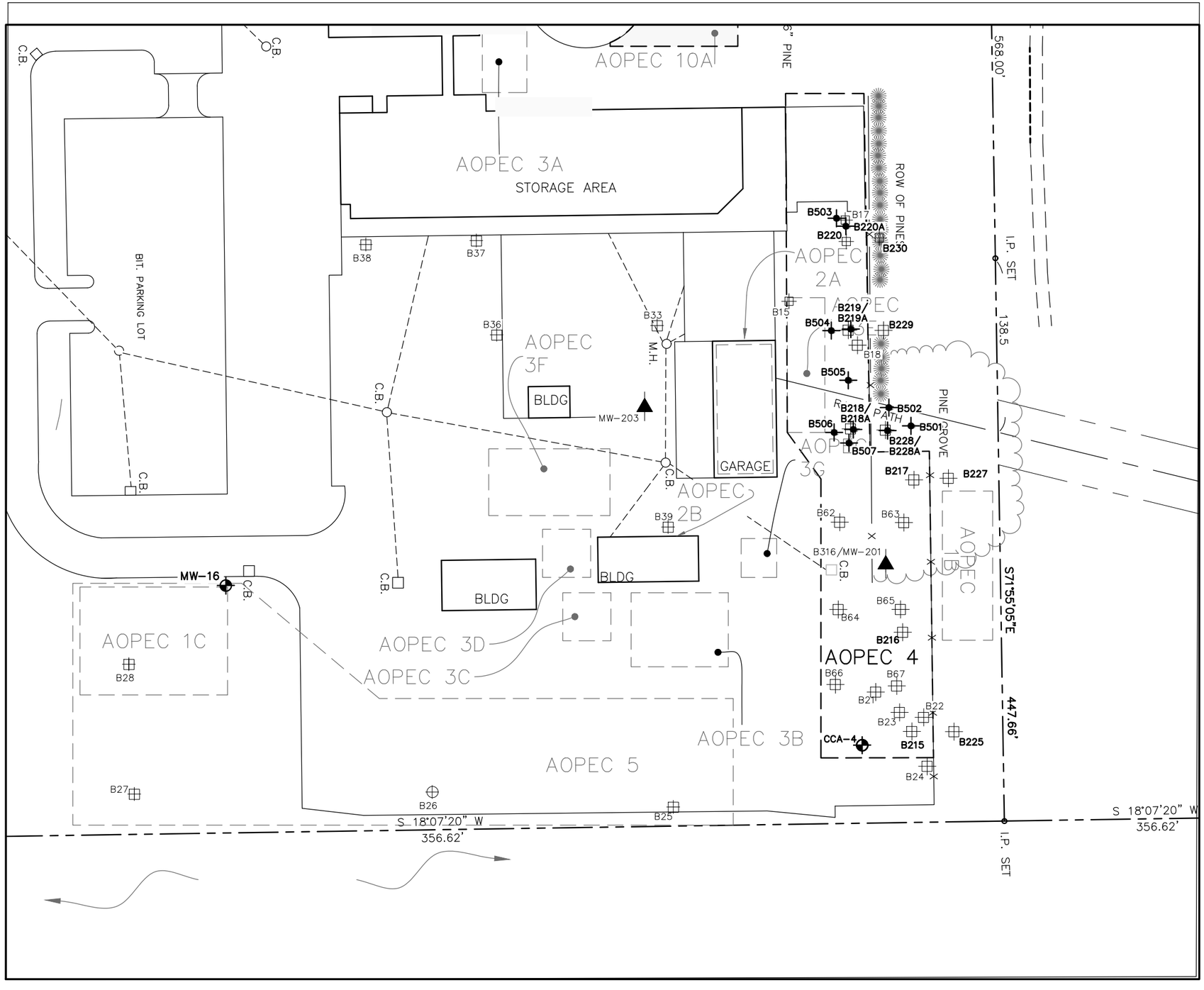

N

SCALE: 1"=75'

0 75' 150'

LEGEND

- BORING LOCATION (APRIL 2017)
- BORING LOCATION (SEPTEMBER 2017)
- BORING/MONITORING WELL LOCATION (2017)
- BORING LOCATION (PREVIOUS)

FIGURE 10
AOPEC-4

EVERSOURCE ENERGY
FORMER SIMSBURY AREA WORK CENTER
SIMSBURY, CT
SOIL AND GROUNDWATER SAMPLE LOCATION PLAN

MAY 2018 SCALE: AS SHOWN

Weston & Sampson

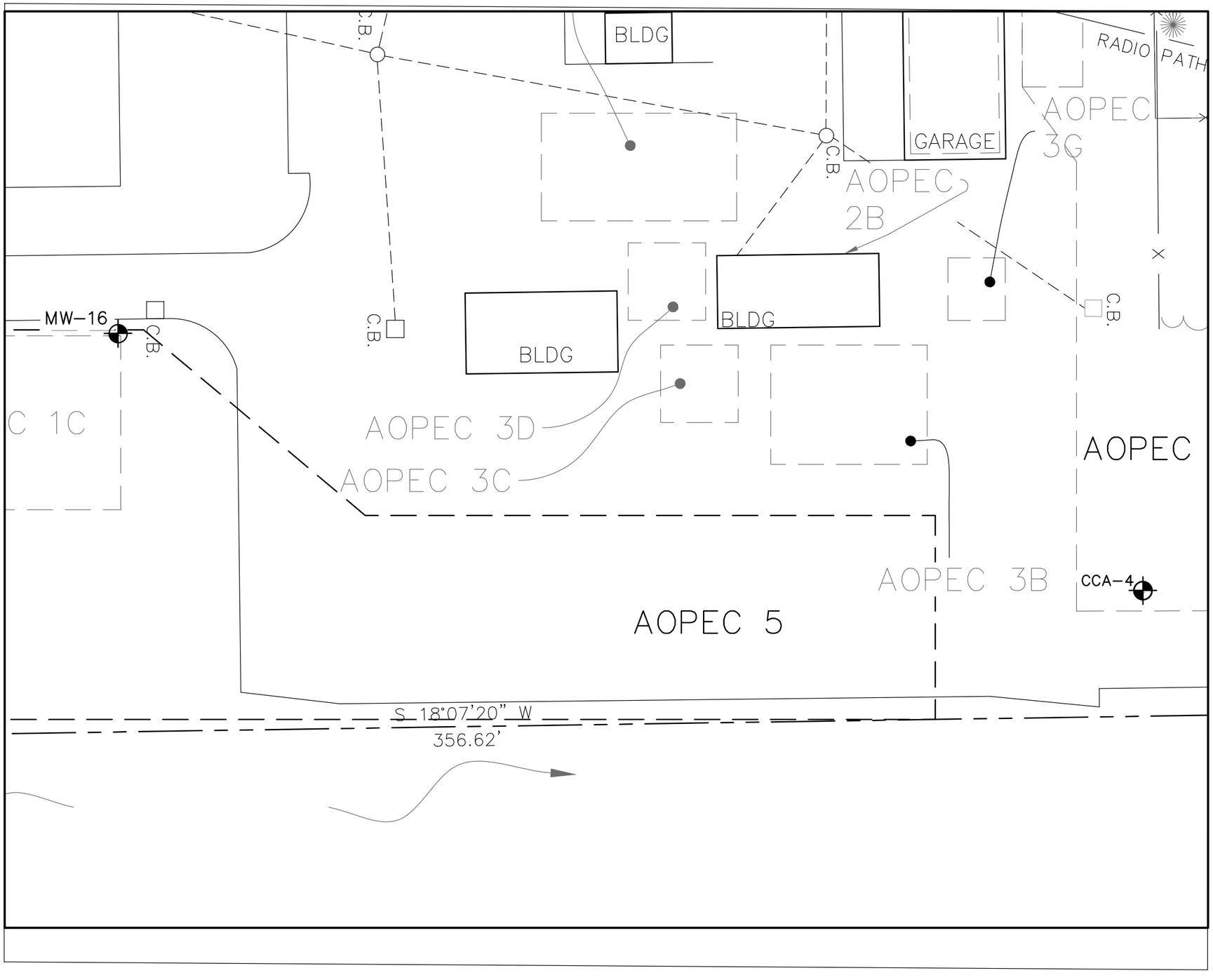

N

SCALE: 1"=50'

0 50' 100'

LEGEND

BORING/MONITORING WELL LOCATION (PREVIOUS)

FIGURE 11
AOPEC-5

EVERSOURCE ENERGY
FORMER SIMSBURY AREA WORK CENTER
SIMSBURY, CT
SOIL AND GROUNDWATER SAMPLE
LOCATION PLAN

MAY 2018 SCALE: AS SHOWN

Weston & Sampson

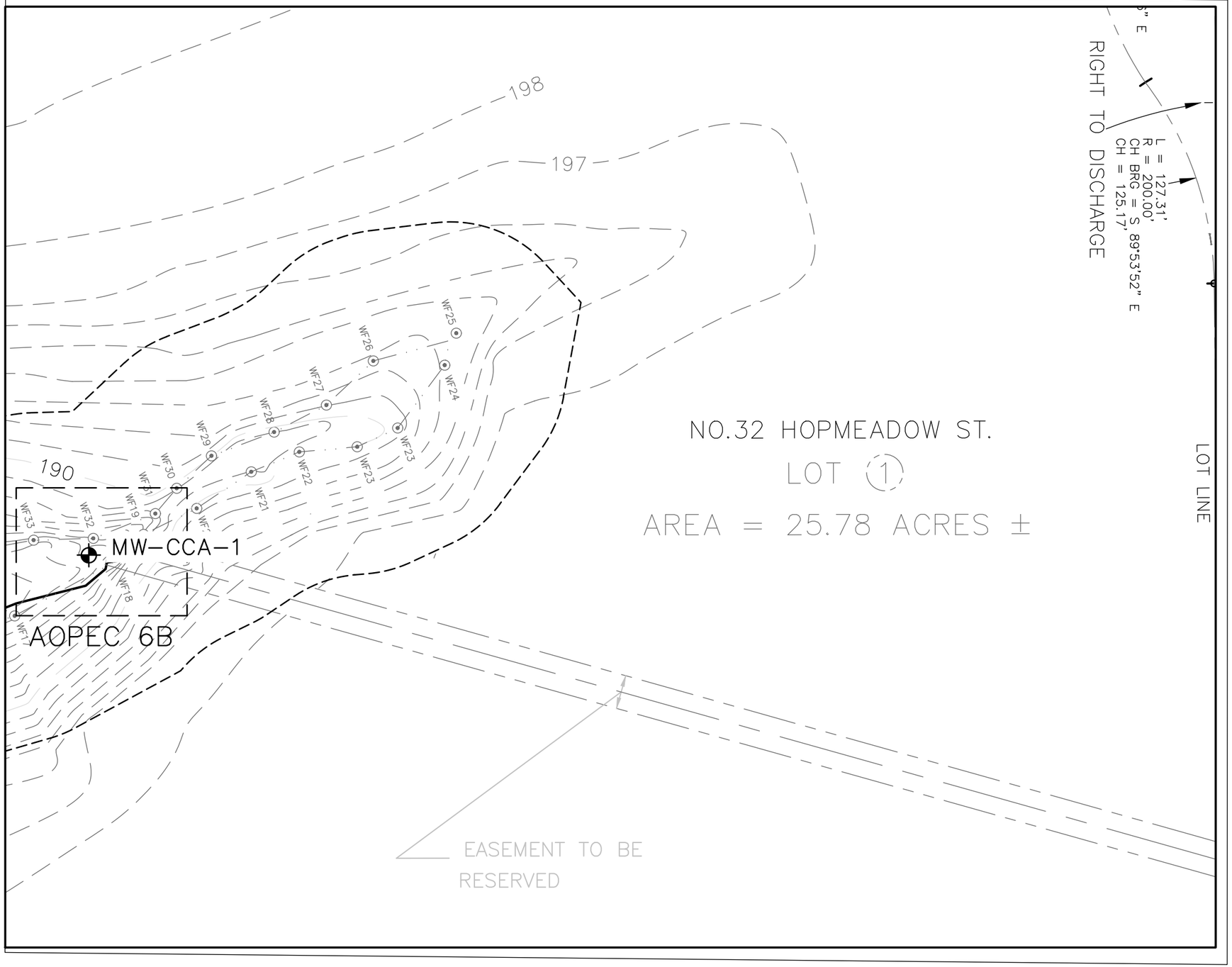

N

SCALE: 1"=60'

0 60' 120'

LEGEND

BORING/MONITORING WELL LOCATION (PREVIOUS)

FIGURE 12
AOPEC-6B

EVERSOURCE ENERGY
FORMER SIMSBURY AREA WORK CENTER
SIMSBURY, CT
SOIL AND GROUNDWATER SAMPLE
LOCATION PLAN

MAY 2018 SCALE: AS SHOWN

Weston & Sampson

FOR SOIL SAMPLE LOCATIONS SEE BELOW

20' EASEMENT FROM HOLLOWAY BROTHERS, INCORPORATED TO THE HARTFORD ELECTRIC LIGHT COMPANY DATED DEC. 30, 1960 VOL 44 PG 10 A.L.R.SUBSEQUENTLY TRANSFERRD TO C.L. & P. BY VIRTUE OF A SERIES OF MERGERS.

AOPEC 10 AREA OF DETAIL
AREA OF DETAIL SCALE: 1"=20'

PLAN
SCALE: 1"=100'

LEGEND

- GROUND WATER CONTOURS (MARCH 2017)
- MW-10 MONITORING WELL
- B-80 SOIL SAMPLE COLLECTION POINT - 2003-2005
- B-101 SOIL SAMPLE COLLECTION POINT - JANUARY 2006
- B-201 SOIL SAMPLE COLLECTION POINT - NOVEMBER 2006

FIGURE 13
GROUNDWATER FLOW DIRECTION - MARCH 2017
FORMER SIMSBURY AREA WORK CENTER
MAY 2018 SCALE: 1" = 100'

Weston & Sampson SM

R:\NUSCO\Simsbury AWC\2008 Report\Sims_AOPEC10 Fig 2.dwg

FOR SOIL SAMPLE LOCATIONS SEE BELOW

CONN. ROUTE 10 / U.S. ROUTE 202 (AKA HOPMEADOW STREET)

LOT 1
AREA = 25.78 ACRES ±

LOT 2
AREA = 20.38 ACRES ±

NO.32 HOPMEADOW ST.

NO.36 HOPMEADOW ST.
LOT 3
AREA = 14.07 ACRES ±

SERVICE CENTER BUILDING
34 HOPMEADOW ST.

20' EASEMENT FROM HOLLOWAY BROTHERS, INCORPORATED TO THE HARTFORD ELECTRIC LIGHT COMPANY DATED DEC. 30, 1960 VOL 44 PG 10 A.L.R.SUBSEQUENTLY TRANSFERRD TO C.L. & P. BY VIRTUE OF A SERIES OF MERGERS.

EASEMENT TO BE RESERVED

APPROXIMATE DIRECTION OF GROUNDWATER FLOW

AOPEC 1A
AOPEC 2A
AOPEC 2B
AOPEC 3A
AOPEC 3B
AOPEC 3C
AOPEC 3D
AOPEC 3E
AOPEC 3F
AOPEC 3G
AOPEC 4
AOPEC 5
AOPEC 6A
AOPEC 6B
AOPEC 7A
AOPEC 7B
AOPEC 7C
AOPEC 8
AOPEC 9
AOPEC 10A
AOPEC 10B
AOPEC 1C

CCA-1 (174.39)
CCA-2 (186.89)
CCA-3
CCA-4 (186.96)
CCA-5
CCA-6 (188.25)
CCA-7

MW-SA-SOUTH(R) (187.71)
MW-SA-NORTH(R)
MW-SOUTH
MW-NORTH
MW-10 (185.91)

SSM BUILDING
CT&M BUILDING

N/F CONNECTICUT DEPARTMENT OF TRANSPORTATION

N/F AVON MEADOW ASSOCIATES

N/F TOWER BUSINESS PARK ASSOCIATION, INC.

LICENSE GRANTED TO TOWER BUSINESS PARK ASSOC. DATED 11/6/85

55' RADIO PATH EASEMENT TO BE RESERVED

PLAN
SCALE: 1"=100'
0 100' 200' 300'

AOPEC 10 AREA OF DETAIL

AREA OF DETAIL SCALE: 1"=20'
0 20' 40' 60'

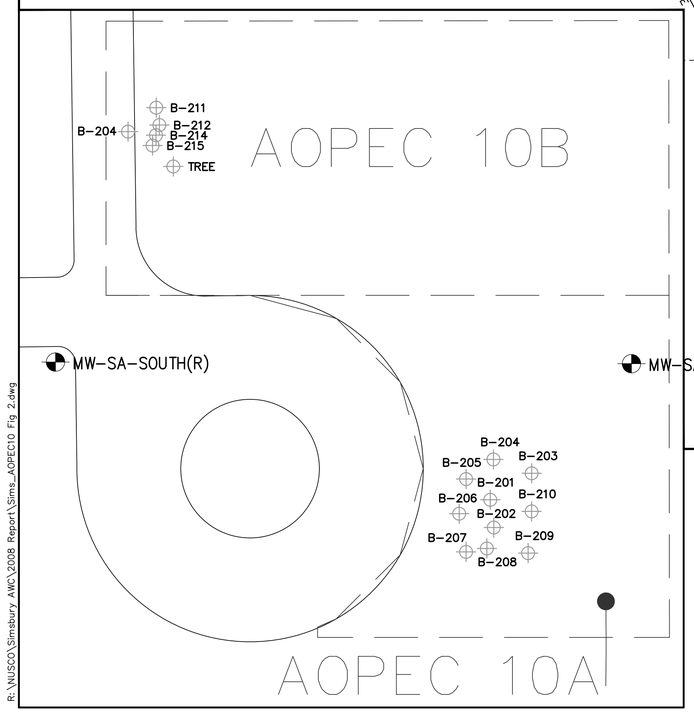

R:\NUSCO\Simsbury AWC\2008 Report\Sims_AOPEC10 Fig 2.dwg

LEGEND

- GROUND WATER CONTOURS (SEPTEMBER 2017)
- MW-10 MONITORING WELL
- B-80 SOIL SAMPLE COLLECTION POINT - 2003-2005
- B-101 SOIL SAMPLE COLLECTION POINT - JANUARY 2006
- B-201 SOIL SAMPLE COLLECTION POINT - NOVEMBER 2006

FIGURE 14
GROUNDWATER FLOW DIRECTION - SEPTEMBER 2017
FORMER SIMSBURY AREA WORK CENTER

MAY 2018 SCALE: 1" = 100'

Weston & Sampson℠

FIGURE 15
AOPEC #3B - Transformer Oil USTs
Apparent Product Thickness - MW-T3
Former Simsbury Area Work Center
Simsbury, CT

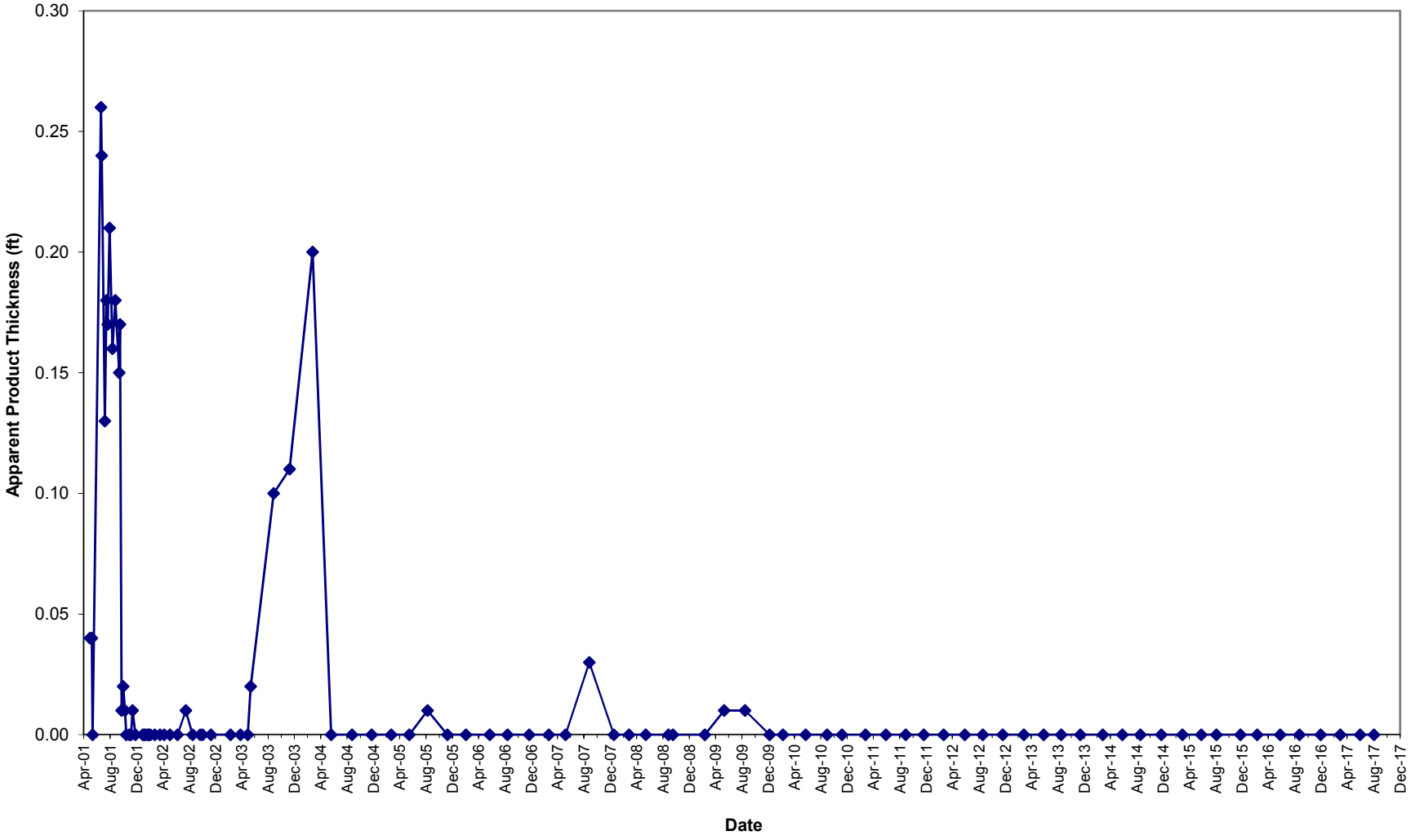

FIGURE 16
AOPEC #3B - Transformer Oil USTs
Apparent Product Thickness - TRW-1
Former Simsbury Area Work Center
Simsbury, CT

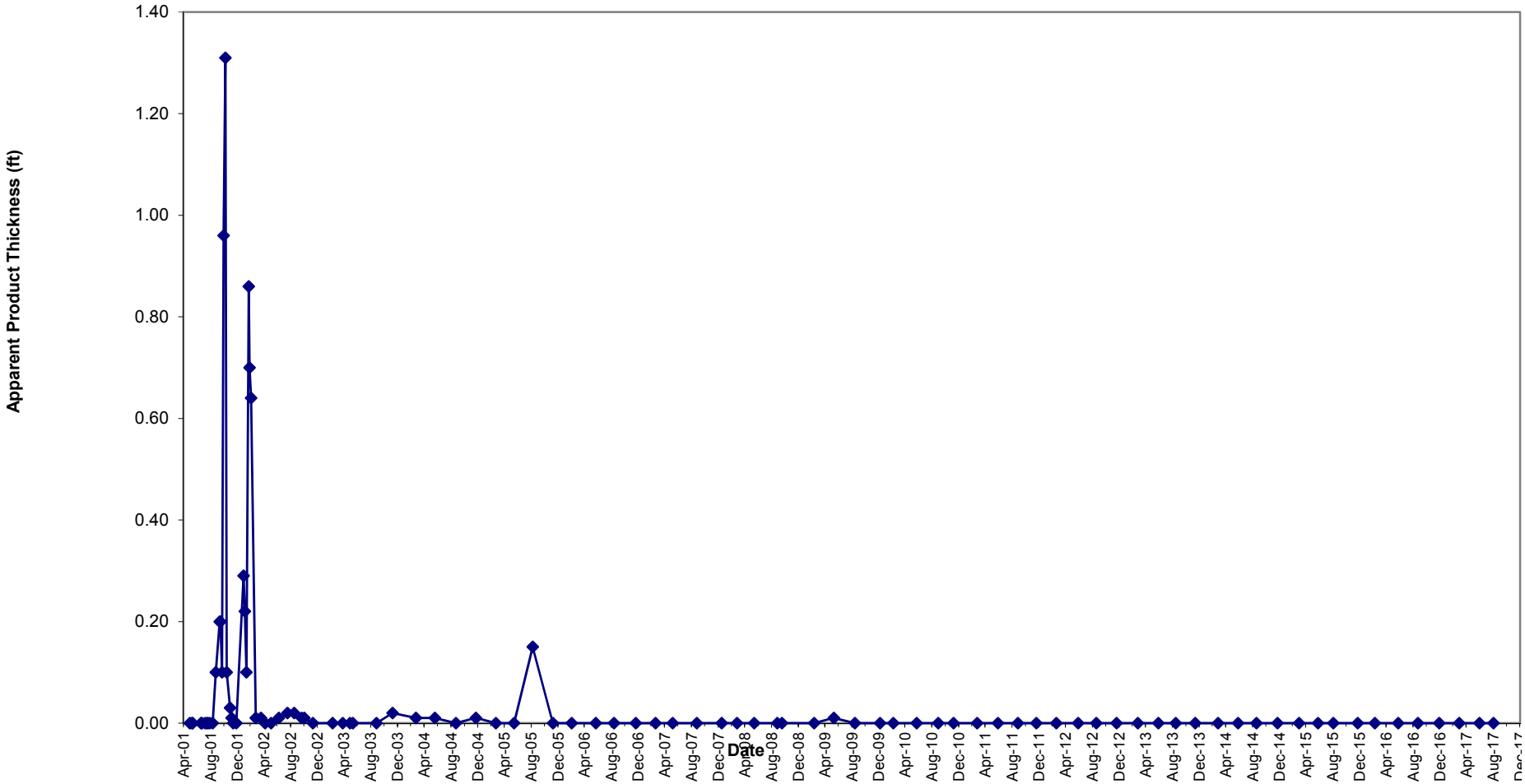

FIGURE 17
AOPEC #3B - Transformer Oil USTs
Product Recovery - TRW-1
Former Simsbury Area Work Center
Simsbury, CT

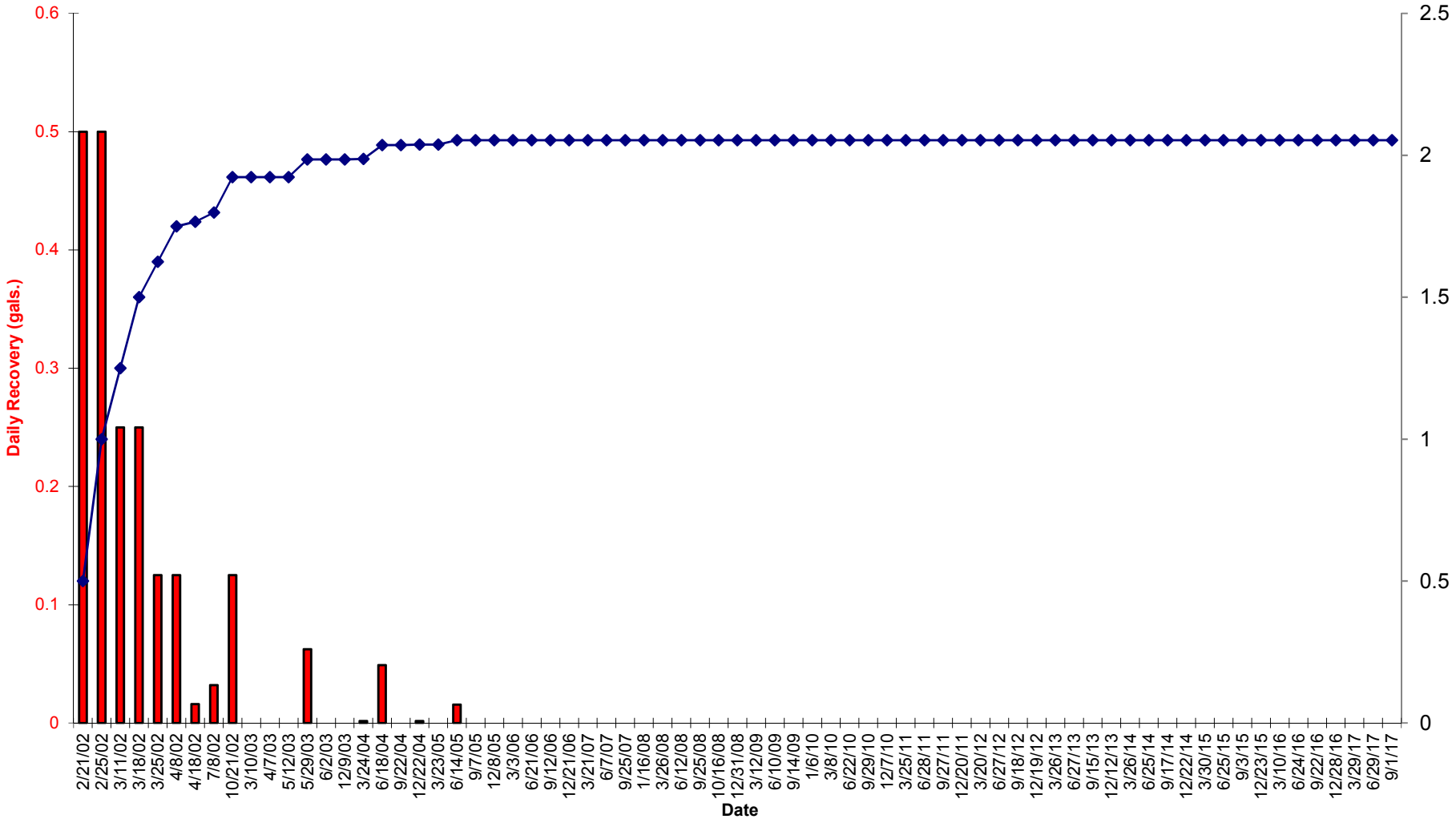

FIGURE 18
AOPEC #3F - Petroleum Fuel USTs
BTEX Concentrations - MW-4R
Former Simsbury Area Work Center
Simsbury, CT

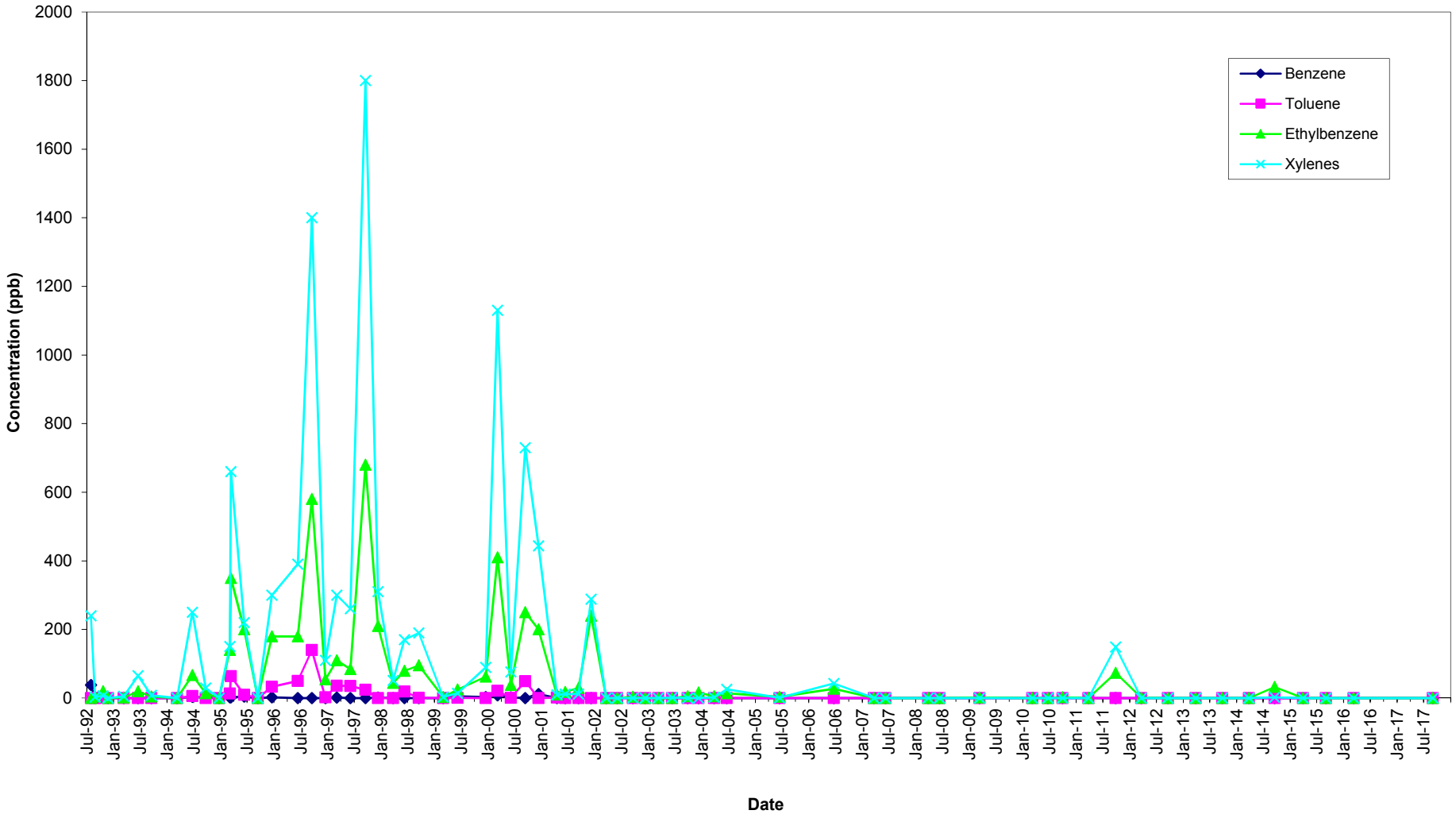

FIGURE 19
AOPEC #3F - Petroleum Fuel USTs
BTEX Concentrations - MW-11A
Former Simsbury Area Work Center
Simsbury, CT

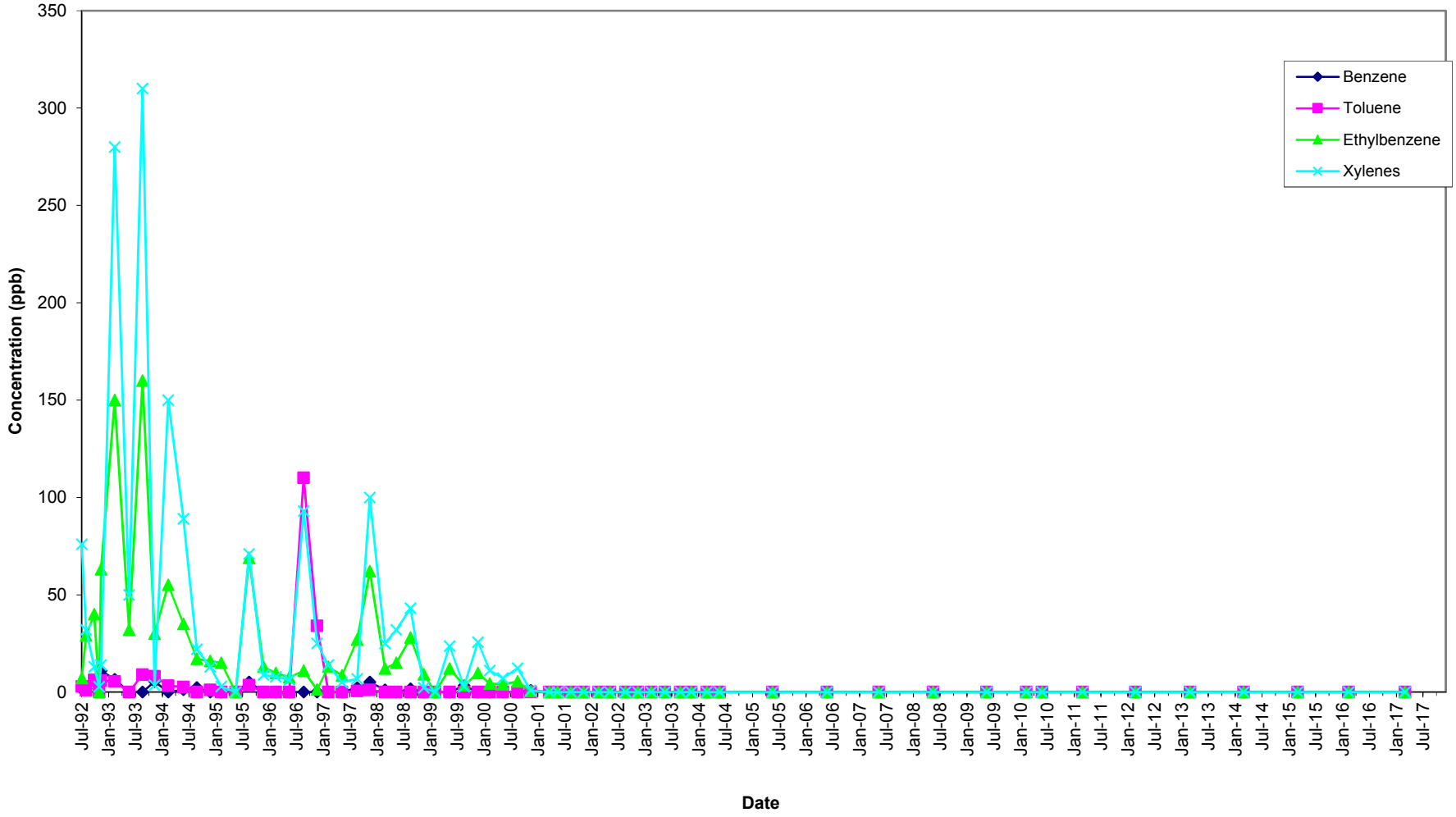

FIGURE 20
AOPEC #3F - Petroleum Fuel USTs
BTEX Concentrations - MW-15
Former Simsbury Area Work Center
Simsbury, CT

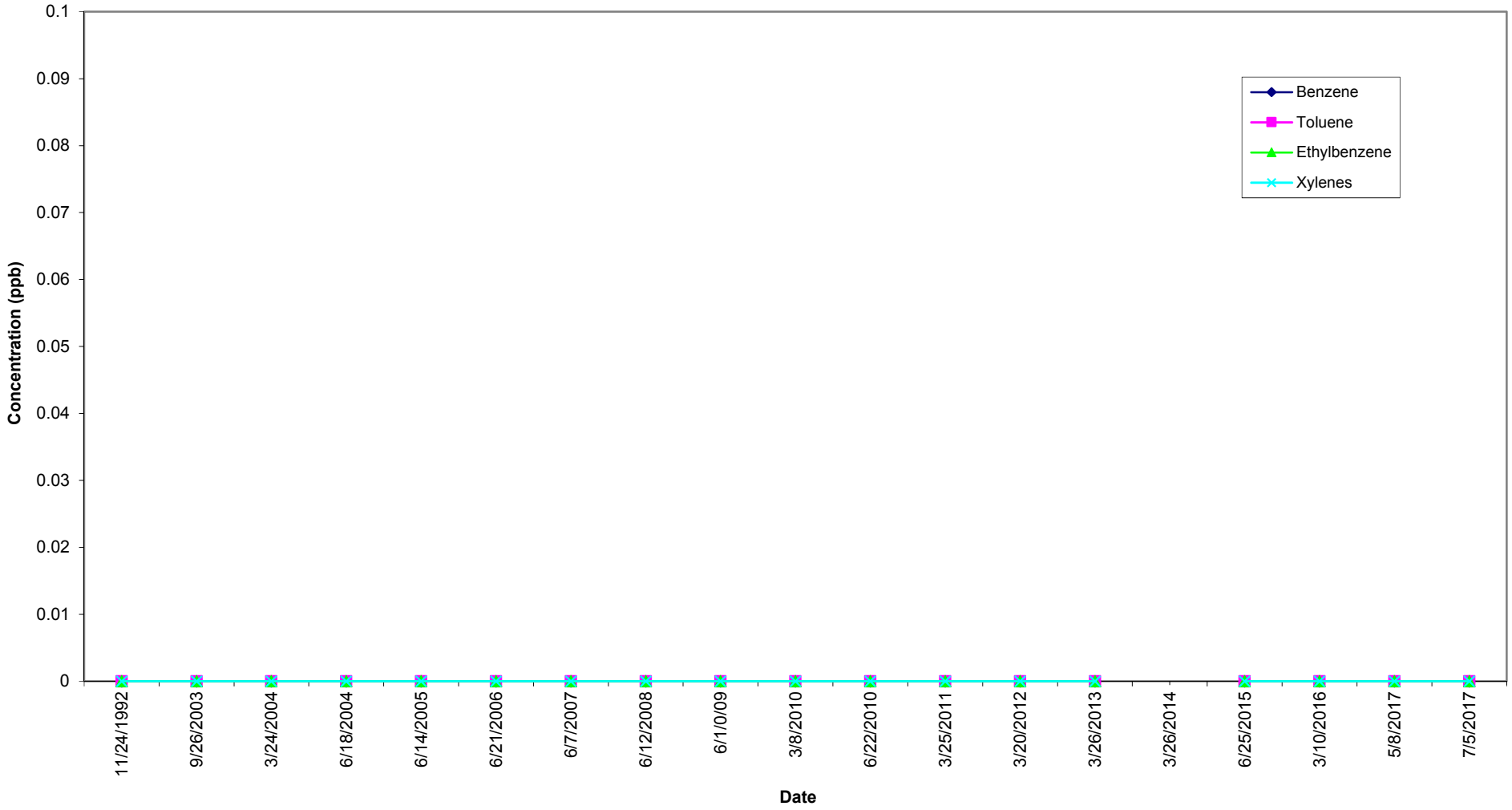

FIGURE 21
AOPEC #3F - Petroleum Fuel USTs
BTEX Concentrations - RW-1
Former Simsbury Area Work Center
Simsbury, CT

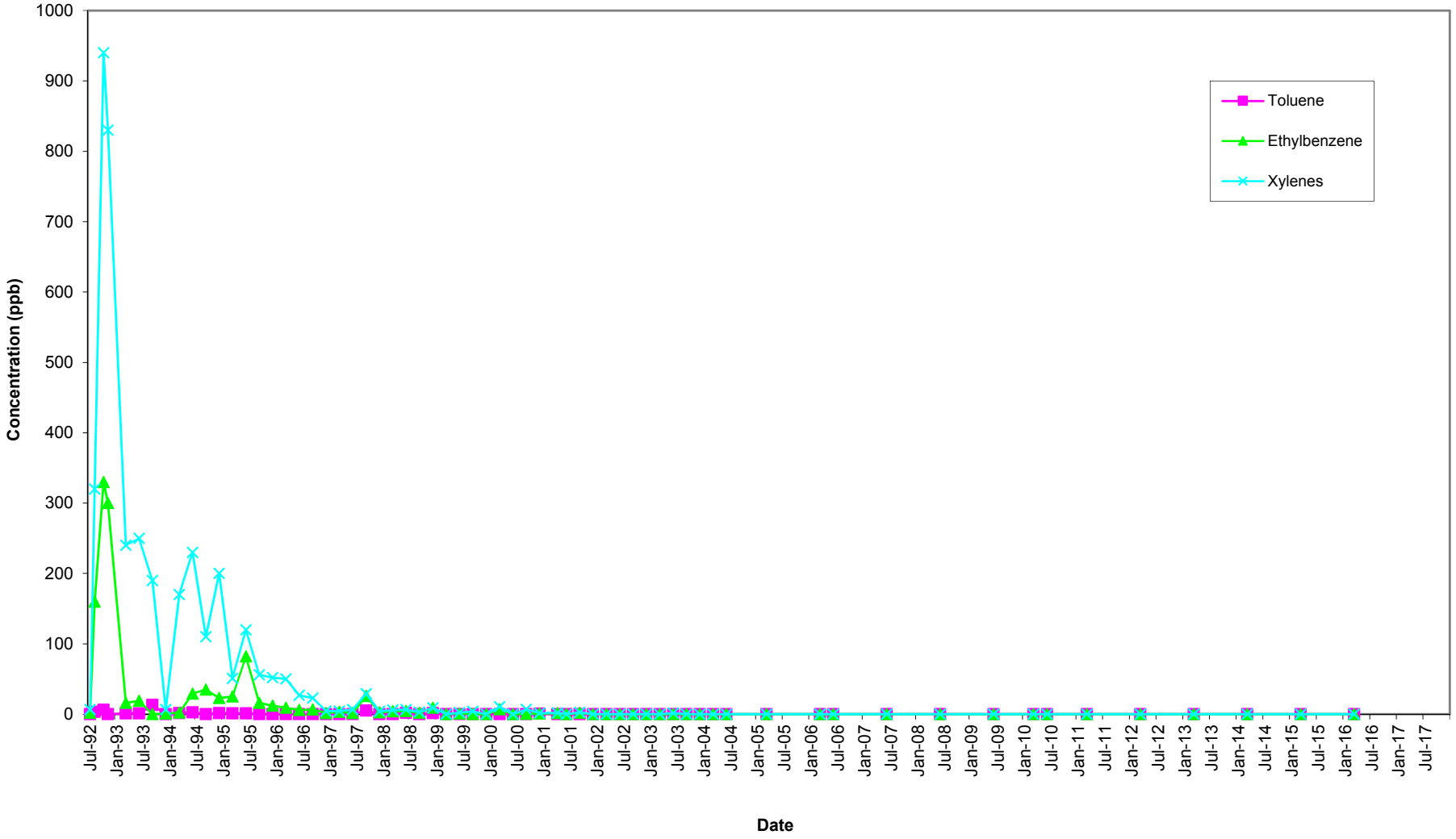

FIGURE 22

Proposed Project Schedule
Former Simsbury Area Work Center
Simsbury, CT

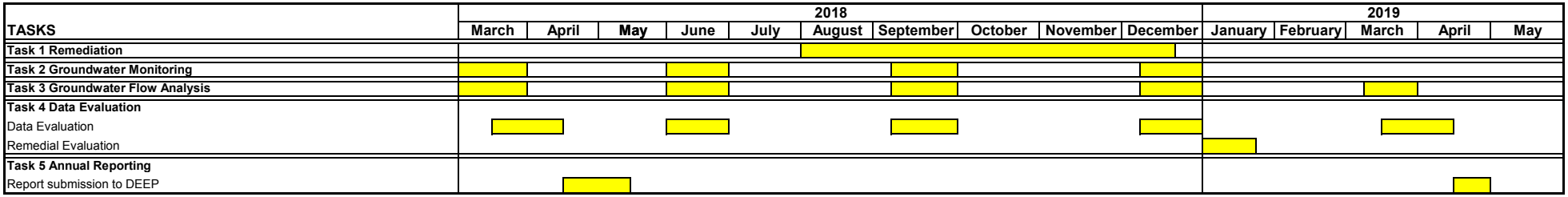

Actual dates and end points are estimated

TABLES

TABLE 1
SUMMARY OF SOIL DATA AT AOPEC 1B
FORMER SIMSBURY AREA WORK CENTER
SIMSBURY, CT

AOPEC #	REMEDIATION STANDARD REGULATION			1B			
SAMPLE ID				CCA-5	TP-2	B313	B316
SAMPLE DEPTH (feet below ground surface)				6'-8'	8'-10'	8-10	8-10
DATE SAMPLED				9/18/01	9/18/01	4/19/17	4/19/17
WORK ORDER NO.	RES DEC	I/C DEC	GA PMC	01090684	01090684	17D0857	17D0857
PARAMETER (Units)							
Polychlorinated Biphenyls by EPA method 8082 (mg/kg)							
Total PCBs	1	10	--	ND	ND	ND	ND
Volatile Organic Compounds by EPA method 8260 (mg/kg)	CS	CS	CS	ND	ND	ND	ND
Extractable Total Petroleum Hydrocarbons by CT method (mg/kg)	500	2,500	500	<50	<50	<11	<11
Total Solids (%)	NE	NE	NE	NA	NA	89.9	88.8

-- = Not Applicable
mg/kg = milligrams per kilogram
ND = Not Detected above Laboratory Minimum Detection Limits
NA = Not Analyzed
CS = Comoound Specific
RES DEC = Residential Direct Exposure Criteria
I/C DEC = Industrial/Commercial Direct Exposure Criteria
GA PMC = GA Pollutant Mobility Criteria

1 exceeds one or more RSR Criteria

TABLE 1
SUMMARY OF SOIL DATA AT AOPEC 1C
FORMER SIMSBURY AREA WORK CENTER
SIMSBURY, CT

AOPEC #	REMEDIATION STANDARD REGULATION			1C			
SAMPLE ID				CCA-2	TP-1	B331	B332
SAMPLE DEPTH (feet below ground surface)				8'-10'	10'12'	8-10	8-10
DATE SAMPLED				9/17/01	9/17/01	4/20/17	4/20/17
WORK ORDER NO.	RES DEC	I/C DEC	GA PMC	01090684	01090684	17D0940	17D0940
PARAMETER (Units)							
Polychlorinated Biphenyls by EPA method 8082 (mg/kg)							
Total PCBs	1	10	--	ND	ND	ND	ND
Volatile Organic Compounds by EPA method 8260 (mg/kg)	CS	CS	S	ND	ND	ND	ND
Extractable Total Petroleum Hydrocarbons by CT method (mg/kg)	500	2,500	500	<50	<50	<11	<10
Total Solids (%)	NE	NE	NE	NA	NA	91.9	96.3

-- = Not Applicable
mg/kg = milligrams per kilogram
ND = Not Detected above Laboratory Minimum Detection Limits
NA = Not Analyzed
CS = Compound Specific
RES DEC = Residential Direct Exposure Criteria
I/C DEC = Industrial/Commercial Direct Exposure Criteria
GA PMC = GA Pollutant Mobility Criteria

1 exceeds one or more RSR Criteria

TABLE 1
SUMMARY OF SOIL DATA AT AOPEC 2A
FORMER SIMSBURY AREA WORK CENTER
SIMSBURY, CT

AOPEC #	REMEDIATION STANDARD REGULATION			2A																	
SAMPLE ID				B5	B6	B6A	B6A	B6A	B7	B33	B35	B40	B40	B301	B302	B303	B304	B305	B313	B317	B318	B319
SAMPLE DEPTH (feet below ground surface)				8'-12'	8'-12'	8.0'-10.0'	10.0'-12.0'	12.0'-14.0'	4'-8'	0'-4'	4'-8'	4'-8'	8'-12'	8-11	8-10	8-11	8-10	8-10	8-10	8-11	11-15	8-10
DATE SAMPLED				9/10/01	9/10/01	9/20/17	9/20/17	9/20/17	9/10/01	9/12/01	9/12/01	9/12/01	9/12/01	4/19/17	4/18/17	4/18/17	4/18/17	4/18/17	4/19/17	4/19/17	4/19/17	4/19/17
WORK ORDER NO.	RES DEC	I/C DEC	GA PMC	01090851	01090851	1710908	1710908	1710908	01090851	01090427	01090427	01090548	01090548	17D0785	17D0785	17D0785	17D0785	17D0785	17D0857	17D0857	17D0857	17D0857
PARAMETER (Units)																						
Polychlorinated Biphenyls by EPA method 8082 (mg/kg)																						
Total PCBs	1	10	--	NA	NA	NA	NA	NA	NA	ND	NA	NA	NA	NA	NA	NA	NA	NA	ND	NA	NA	NA
Extractable Total Petroleum Hydrocarbons by CT method (mg/kg)	500	2,500	500	**80**	**1,600**	<10	<10	<10	<50	<50	NA	NA	<50	**500**	<10	**100**	<10	<10	<11	**43**	**45**	<10
Total Solids (%)	NE	NE	NE	NA	NA	97.5	96.0	97.8	NA	NA	NA	NA	NA	98.5	97.6	96.5	97.4	97.5	89.9	91.4	92.4	**98.4**

-- = Not Applicable
mg/kg = milligrams per kilogram
ND = Not Detected above Laboratory Minimum Detection Limits
NA = Not Analyzed
CS = Compound Specific
RES DEC = Residential Direct Exposure Criteria
I/C DEC = Industrial/Commercial Direct Exposure Criteria
GA PMC = GA Pollutant Mobility Criteria

1 exceeds one or more RSR Criteria

TABLE 1
SUMMARY OF SOIL DATA AT AOPEC 2B
FORMER SIMSBURY AREA WORK CENTER
SIMSBURY, CT

AOPEC #	REMEDIATION STANDARD REGULATION			2B																				
SAMPLE ID				B1	B2	B3	B4	B39	B40	B40	B41	B41	B43	B43	B306	B307	B308	B309	DUP-1 / Duplicate of B309	B-810A	B810	B810A	B810A	B813
SAMPLE DEPTH (feet below ground surface)				8'-12'	4'-8'	8'-12'	8'-12'	4'-8'	4'-8'	8'-12'	0'-4'	4'-8'	4'-8'	8'-12'	8-10	8-10	8-10	8-10	8-10	6-8	8-10	8-10	10-12	8-10
DATE SAMPLED				9/10/01	9/10/01	9/10/01	9/10/01	9/12/01	9/12/01	9/12/01	9/12/01	9/12/01	9/12/01	9/12/01	4/18/17	4/18/17	4/18/17	4/18/17	4/18/17	9/20/17	4/18/17	9/20/17	9/20/17	4/18/17
WORK ORDER NO.	RES DEC	I/C DEC	GA PMC	01090861	01090861	01090861	01090861	01090427	01090548	01090548	01090547	01090547	01090547	01090547	17D0785	17D0785	17D0785	17D0785	17D0785	17K0435 /1711316	17D0785	17I0906	17I0909	17D0857
PARAMETER (Units)																								
Polychlorinated Biphenyls by EPA method 8082 (mg/kg)																								
Total PCBs	1	10	--	NA	NA	NA	NA	ND	NA	NA	NA	NA	ND	NA	NA	NA	NA	NA	NA	ND	NA	NA	NA	ND
Volatile Organic Compounds by EPA method 8260 (mg/kg)	CS	CS	CS	NA	NA	NA	NA	NA	NA	ND	ND	NA	ND	NA	NA	NA	NA	NA	NA	NA	NA	NA	NA	ND
Extractable Total Petroleum Hydrocarbons by CT method (mg/kg)	500	2,500	500	<50	<50	**1,900**	<50	<50	NA	<50	NA	**140**	<50	NA	<11	**360**	**16**	<10	<10	**670**	**17,000**	**110**	**29**	<11
Total Solids (%)	NE	NE	NE	NA	NA	NA	NA	NA	NA	NA	NA	NA	NA	NA	95.0	97.5	95.9	97.9	98.1	98.3	93.6	92.0	97.3	89.9

-- = Not Applicable
mg/kg = milligrams per kilogram
ND = Not Detected above Laboratory Minimum Detection Limits
NA = Not Analyzed
CS = Compound Specific
RES DEC = Residential Direct Exposure Criteria
I/C DEC = Industrial/Commercial Direct Exposure Criteria
GA PMC = GA Pollutant Mobility Criteria

1 exceeds one or more RSR Criteria

TABLE 1
SUMMARY OF SOIL DATA AT AOPEC 3A
FORMER SIMSBURY AREA WORK CENTER
SIMSBURY, CT

AOPEC #	REMEDIATION STANDARD REGULATION			3A	
SAMPLE ID				B314	B315
SAMPLE DEPTH (feet below ground surface)				11-13	11-13
DATE SAMPLED				4/19/17	4/19/17
WORK ORDER NO.	RES DEC	I/C DEC	GA PMC	17D0857	17D0857
PARAMETER (Units)					
Volatile Organic Compounds by EPA method 8260 (mg/kg)	CS	CS	CS	ND	ND
Semivolatile Organic Compounds by EPA method 8270 (mg/kg)	CS	CS	CS	ND	ND
Extractable Total Petroleum Hydrocarbons by CT method (mg/kg)	500	2,500	500	<11	<11
Total Solids (%)	NE	NE	NE	94.5	95.1

-- = Not Applicable
mg/kg = milligrams per kilogram
ND = Not Detected above Laboratory Minimum Detection Limits
NA = Not Analyzed
CS = Compound Specific
RES DEC = Residential Direct Exposure Criteria
I/C DEC = Industrial/Commercial Direct Exposure Criteria
GA PMC = GA Pollutant Mobility Criteria

1 exceeds one or more RSR Criteria

TABLE 1
SUMMARY OF SOIL DATA AT AOPEC 3B
FORMER SIMSBURY AREA WORK CENTER
SIMSBURY, CT

AOPEC #	REMEDIATION STANDARD REGULATION			3B											
SAMPLE ID				B41	B41	B43	B-43	B325	DUP-2 / Duplicate of B325	B326	B327	B328	B329	B330
SAMPLE DEPTH (feet below ground surface)				0'-4'	4'-8'	4'-8'	8'-12'	8-10	8-10	6-8	6-8	9-11	8-10	9-11
DATE SAMPLED				9/12/01	9/12/01	9/12/01	9/12/01	4/20/17	4/20/17	4/20/17	4/20/17	4/20/17	4/20/17	4/20/17
WORK ORDER NO.	RES DEC	I/C DEC	GA PMC	01090547	01090547	01090547	01090547	17D0940	17D0940	17D0940	17D0940	17D0940	17D0940	17D0940
PARAMETER (Units)														
Polychlorinated Biphenyls by EPA method 8082 (mg/kg)														
Total PCBs	1	10	--	NA	NA	ND	NA	ND	ND	ND	ND	ND	ND	ND
Volatile Organic Compounds by EPA method 8260 (mg/kg)	CS	CS	CS	ND	NA	ND	NA	ND	ND	ND	ND	ND	ND	ND
Semivolatile Organic Compounds by EPA method 8270 (mg/kg)	CS	CS	CS	NA	ND	NA	NA	NA	NA	NA	NA	NA	NA	NA
Extractable Total Petroleum Hydrocarbons by CT method (mg/kg)	500	2,500	500	NA	**140**	<50	NA	**26**	**61**	**45**	**260**	**950**	**59**	**1000**
Total Metals by EPA method 6010B (mg/kg)														
Arsenic	10	10	--	NA	NA	NA	NA	<3.3	**3.8**	<2.9	**3.0**	<2.9	<2.8	<2.8
Barium	4,700	140,000	--	NA	NA	NA	NA	**110**	**130**	**26**	**32**	**32**	**22**	**26**
Chromium	100	100	--	NA	NA	NA	NA	**16.0**	**18.0**	**6.0**	**8.7**	**9.0**	**5.5**	**7.7**
Lead	400	1,000	--	NA	NA	NA	NA	**8.6**	**8.7**	**4.5**	**10**	**2.5**	**3.8**	**4.1**
SPLP RCRA 8 Metals by EPA method 6010B/7470A (mg/l)			--											
Barium	--	--	1	NA	NA	NA	**0.23**	NA	NA	NA	NA	NA	NA	NA
Total Solids (%)	NE	NE	NE	NA	NA	NA	NA	75.7	78.4	86.1	89.1	84.7	88.3	88.1

-- = Not Applicable
mg/kg = milligrams per kilogram
ND = Not Detected above Laboratory Minimum Detection Limits
NA = Not Analyzed
CS = Compound Specific
RES DEC = Residential Direct Exposure Criteria
I/C DEC = Industrial/Commercial Direct Exposure Criteria
GA PMC = GA Pollutant Mobility Criteria

1 exceeds one or more RSR Criteria

TABLE 1
SUMMARY OF SOIL DATA AT AOPEC 3D
FORMER SIMSBURY AREA WORK CENTER
SIMSBURY, CT

AOPEC #	REMEDIATION STANDARD REGULATION			3D					
SAMPLE ID				B41	B41	B43	B43	B311	B312
SAMPLE DEPTH (feet below ground surface)				0'-4'	4'-8'	4'-8'	8'-12'	4-6	10-12
DATE SAMPLED				9/12/01	9/12/01	9/12/01	9/12/01	4/18/17	4/18/17
WORK ORDER NO.	RES DEC	I/C DEC	GA PMC	01090547	01090547	01090547	01090547	17D0785	17D0785
PARAMETER (Units)									
Polychlorinated Biphenyls by EPA method 8082 (mg/kg)									
Total PCBs	1	10	--	NA	NA	ND	NA	NA	NA
Volatile Organic Compounds by EPA method 8260 (mg/kg)	CS	CS	CS	ND	NA	ND	NA	ND	ND
Semivolatile Organic Compounds by EPA method 8270 (mg/kg)	CS	CS	CS	NA	ND	NA	NA	ND	ND
Extractable Total Petroleum Hydrocarbons by CT method (mg/kg)	500	2,500	500	NA	**140**	<50	NA	**340**	**31**
SPLP RCRA 8 Metals by EPA method 6010B/7470A (mg/l)	--	--	CS	NA	NA	NA	ND	NA	NA
Total Solids (%)	NE	NE	NE	NA	NA	NA	NA	94.6	92.1

-- = Not Applicable
mg/kg = milligrams per kilogram
ND = Not Detected above Laboratory Minimum Detection Limits
NA = Not Analyzed
CS = Compound Specific
RES DEC = Residential Direct Exposure Criteria
I/C DEC = Industrial/Commercial Direct Exposure Criteria
GA PMC = GA Pollutant Mobility Criteria

1 exceeds one or more RSR Criteria

TABLE 1
SUMMARY OF SOIL DATA AT AOPEC 3F
FORMER SIMSBURY AREA WORK CENTER
SIMSBURY, CT

AOPEC #	REMEDIATION STANDARD REGULATION			3F							
SAMPLE ID				B40	B40	B319	B320	B321	B322	B323	B324
SAMPLE DEPTH (feet below ground surface)				4'-8'	8'-12'	8-10	9-11	10-12	8-10	9-11	8-10
DATE SAMPLED				9/12/01	9/12/01	4/19/17	4/19/17	4/19/17	4/19/17	4/20/17	4/20/17
WORK ORDER NO.	RES DEC	I/C DEC	GA PMC	01090548	01090548	17D0857	17D0857	17D0857	17D0857	17D0940	17D0940
PARAMETER (Units)											
Volatile Organic Compounds by EPA method 8260 (mg/kg)	CS	CS	CS	NA	ND	ND	ND	ND	ND	ND	ND
Extractable Total Petroleum Hydrocarbons by CT method (mg/kg)	500	2,500	500	NA	<50	<10	**150**	**760**	**17**	**150**	**210**
Total Solids (%)	NE	NE	NE	NA	NA	96.4	95.0	95.3	95.1	97.1	94.7

-- = Not Applicable
mg/kg = milligrams per kilogram
ND = Not Detected above Laboratory Minimum Detection Limits
NA = Not Analyzed
CS = Compound Specific
RES DEC = Residential Direct Exposure Criteria
I/C DEC = Industrial/Commercial Direct Exposure Criteria
GA PMC = GA Pollutant Mobility Criteria

1 exceeds one or more RSR Criteria

TABLE 1
SUMMARY OF SOIL DATA AT AOPEC 4
FORMER SIMSBURY AREA WORK CENTER
SIMSBURY, CT

AOPEC #	REMEDIATION STANDARD REGULATION			4																			
SAMPLE ID				B15	B17	B18	B21	B21	B21	B22	B22	B24	B25	B25	B26	B26	B26	B27	B28	B33	B36	B37	B38
SAMPLE DEPTH (feet below ground surface)				4'-8'	4'-8'	0'-4'	0'-4'	4'-8'	8'-12'	0'-4'	8'-12'	0'-4'	0'-4'	4'-8'	0'-4'	4'-8'	8'-12'	0'-4'	0'-4'	0'-4'	4'-8'	0'-4'	0'-4'
DATE SAMPLED				9/11/01	9/11/01	9/11/01	9/11/01	9/11/01	9/11/01	9/11/01	9/11/01	9/11/01	9/11/01	9/11/01	9/11/01	9/11/01	9/11/01	9/11/01	9/11/01	9/12/01	9/12/01	9/12/01	9/12/01
WORK ORDER NO.	RES DEC	I/C DEC	GA PMC	01090427	01090427	01090427	01090427	01090427	01090427	01090427	01090427	01090427	01090427	01090427	01090427	01090427	01090427	01090427	01090427	01090427	01090427	01090427	01090427
PARAMETER (Units)																							
Polychlorinated Biphenyls by EPA method 8082 (mg/kg)																							
PCB-1248	1	10	--	ND	ND	ND	ND	ND	ND	NA	ND	ND	NA	ND	ND	NA	ND	ND	NA	ND	ND	ND	NA
PCB-1254	1	10	--	ND	ND	ND	ND	ND	ND	NA	ND	ND	NA	ND	ND	NA	ND	ND	NA	ND	ND	ND	NA
Total PCBs	1	10	--	ND	ND	ND	ND	ND	ND	NA	ND	ND	NA	ND	ND	NA	ND	ND	NA	ND	ND	ND	NA
Volatile Organic Compounds by EPA method 8260 (mg/kg)	CS	CS	CS	ND	ND	ND	NA	NA	NA	NA	NA	NA	NA	NA	ND	NA	NA	NA	NA	NA	NA	NA	NA
Semivolatile Organic Compounds by EPA method 8270 (mg/kg)	CS	CS	CS	NA	NA	NA	NA	NA	NA	NA	NA	NA	NA	NA	ND	NA	NA	NA	NA	NA	NA	NA	NA
Extractable Total Petroleum Hydrocarbons by CT method (mg/kg)	500	2,500	500	<50	<50	<50	<50	<50	<50	NA	<50	<50	NA	<50	<50	NA	**90**	<50	NA	<50	<50	<50	NA
Total Solids (%)	NE	NE	NE	NA	NA	NA	NA	NA	NA	NA	NA	NA	NA	NA	NA	NA	NA	NA	NA	NA	NA	NA	NA

-- = Not Applicable
mg/kg = milligrams per kilogram
ND = Not Detected above Laboratory Minimum Detection Limits
NA = Not Analyzed
CS = Compound Specific
RES DEC = Residential Direct Exposure Criteria
I/C DEC = Industrial/Commercial Direct Exposure Criteria
GA PMC = GA Pollutant Mobility Criteria

1 exceeds one or more RSR Criteria

TABLE 1
SUMMARY OF SOIL DATA AT AOPEC 4
FORMER SIMSBURY AREA WORK CENTER
SIMSBURY, CT

AOPEC #	REMEDIATION STANDARD REGULATION			4																	
SAMPLE ID				B38	B39	B59	B60	B61	B62	B63	B64	B65	B66	B67	B215	B216	B217	DUP-2/Dup of B217	B218	B218A	B218A
SAMPLE DEPTH (feet below ground surface)				8'-12'	4'-8'	4'-8'	4'-8'	0'-4'	0.5-2.0	0.5-2.0	0.5-2.0	0.5-2.0	0.5-2.0	0.5-2.0	0.5-1.0'	0.5-1.0'	0.5-1.0'	0.5-1.0'	0.5-1.0'	1.0'-3.0'	3.0'-5.0'
DATE SAMPLED				9/12/01	9/12/01	9/13/01	9/13/01	9/13/01	2003	2003	2003	2003	2003	2003	6/24/16	6/24/16	6/24/16	6/24/16	6/24/16	9/20/17	9/20/17
WORK ORDER NO.	RES DEC	I/C DEC	GA PMC	01090427	01090427	1090546	1090546	1090546	LIMS-71896	LIMS-71896	LIMS-71896	LIMS-71896	LIMS-71896	LIMS-71896	16F1295	16F1295	16F1295	16F1295	16F1295	17I0908	17I0908
PARAMETER (Units)																					
Polychlorinated Biphenyls by EPA method 8082 (mg/kg)																					
PCB-1248	1	10	--	ND	ND	ND	ND	ND	ND	ND	ND	ND	ND	ND	ND	ND	ND	ND	ND	NA	NA
PCB-1254	1	10	--	ND	ND	ND	ND	ND	ND	ND	ND	ND	ND	ND	ND	ND	ND	ND	ND	NA	NA
Total PCBs	1	10	--	ND	ND	ND	ND	ND	ND	ND	ND	ND	ND	ND	ND	ND	ND	ND	ND	NA	NA
Volatile Organic Compounds by EPA method 8260 (mg/kg)	CS	CS	CS	NA	NA	NA	NA	NA	ND	ND	ND	ND	ND	ND	NA	NA	NA	NA	NA	NA	NA
Semivolatile Organic Compounds by EPA method 8270 (mg/kg)	CS	CS	CS	NA	NA	NA	NA	NA	ND	ND	ND	ND	ND	ND	NA	NA	NA	NA	NA	NA	NA
Extractable Total Petroleum Hydrocarbons by CT method (mg/kg)	500	2,500	500	**56**	<50	<50	<50	<50	<10	<10	<11	<11	<10	<11	<11	**100**	<12	<11	**1,700**	**17**	<10
Total Solids (%)	NE	NE	NE	NA	NA	NA	NA	NA	95.4	95.7	91.3	95.2	95.4	94.5	89.9	96.6	86.9	93.4	97.0	96.2	95.7

-- = Not Applicable
mg/kg = milligrams per kilogram
ND = Not Detected above Laboratory Minimum Detection Limits
NA = Not Analyzed
CS = Compound Specific
RES DEC = Residential Direct Exposure Criteria
I/C DEC = Industrial/Commercial Direct Exposure Criteria
GA PMC = GA Pollutant Mobility Criteria

1 exceeds one or more R

TABLE 1
SUMMARY OF SOIL DATA AT AOPEC 4
FORMER SIMSBURY AREA WORK CENTER
SIMSBURY, CT

AOPEC #	REMEDIATION STANDARD REGULATION			4																					
SAMPLE ID				B219	B219A	B219A	B220	B220A	B220A	B225	B226	B227	B228	B228A	B228A	B229	B230	B501	B502	B503	B504	B505	DUP-1/DUP of B505	B506	B507
SAMPLE DEPTH (feet below ground surface)				0.5-1.0'	1.0'-3.0'	3.0'-5.0'	0.5-1.0'	1.0'-3.0'	3.0'-5.0'	0.0-1.0'	0.0-1.0'	0.0-1.0'	0.0-1.0'	1.0'-3.0'	3.0'-5.0'	0.0-1.0'	0.0-1.0'	1.0'-3.0'	1.0'-3.0'	1.0'-3.0'	1.0'-3.0'	1.0'-3.0'	1.0'-3.0'	1.0'-3.0'	1.0'-3.0'
DATE SAMPLED				6/24/16	9/20/17	9/20/17	6/24/16	9/20/17	9/20/17	6/24/16	6/24/16	6/24/16	6/24/16	9/20/17	9/20/17	6/24/16	6/24/16	9/20/17	9/20/17	9/20/17	9/20/17	9/20/17	9/20/17	9/20/17	9/20/17
WORK ORDER NO.	RES DEC	I/C DEC	GA PMC	16F1295	17I0908	17I0908	16F1295	17I0908	17I0908	16F1295	16F1295	16F1295	16F1295	17I0908	17I0908	16F1295	16F1295	17I0908	17I0908	17I0908	17I0908	17I0908	17I0908	17I0908	17I0908
PARAMETER (Units)																									
Polychlorinated Biphenyls by EPA method 8082 (mg/kg)																									
PCB-1248	1	10	--	ND	NA	NA	ND	NA	NA	ND	ND	ND	**0.74**	ND	ND	**0.12**	ND	ND	ND	NA	NA	ND	ND	NA	ND
PCB-1254	1	10	--	ND	NA	NA	ND	NA	NA	ND	ND	ND	**1.10**	ND	ND	**0.23**	ND	ND	D	NA	NA	ND	ND	NA	ND
Total PCBs	1	10	--	ND	NA	NA	ND	NA	NA	ND	ND	ND	**2.10**	ND	ND	**0.35**	ND	ND	ND	NA	NA	ND	ND	NA	ND
Volatile Organic Compounds by EPA method 8260 (mg/kg)	CS	CS	CS	NA	NA	NA	NA	NA	NA	NA	NA	NA	NA	NA	NA	NA	NA	NA	NA	NA	NA	NA	NA	NA	NA
Semivolatile Organic Compounds by EPA method 8270 (mg/kg)	CS	CS	CS	NA	NA	NA	NA	NA	NA	NA	NA	NA	NA	NA	NA	NA	NA	NA	NA	NA	NA	NA	NA	NA	NA
Extractable Total Petroleum Hydrocarbons by CT method (mg/kg)	500	2,500	500	**2,100**	<11	<11	**2,900**	**17**	<11	**110**	**70**	**61**	**680**	**36**	**27**	**370**	**120**	**83**	**11**	**13**	<11	<11	<11	<11	<10
Total Solids (%)	NE	NE	NE	95.1	88.7	92.9	96.6	91.1	94.9	78.3	86.5	87.7	80.0	96.7	98.0	87.7	91.3	96.1	97.3	90.4	93.6	91.4	92.2	88.0	96.9

-- = Not Applicable
mg/kg = milligrams per kilogram
ND = Not Detected above Laboratory Minimum Detection Limits
NA = Not Analyzed
CS = Compound Specific
RES DEC = Residential Direct Exposure Criteria
I/C DEC = Industrial/Commercial Direct Exposure Criteria
GA PMC = GA Pollutant Mobility Criteria

1 exceeds one or more R

TABLE 2
SUMMARY OF GROUNDWATER DATA AT AOPEC 1B
FORMER SIMSBURY AREA WORK CENTER
SIMSBURY, CT

AOPEC #	REMEDIATION STANDARD REGULATIONS				1B		
SAMPLE ID					MW-200	MW-201	MW-CCA-5
DATE SAMPLED					5/8/17	5/8/17	5/8/17
WORK ORDER NO.	GWPC	SWPC	RES VOL.	I/C VOL.	17E0401-07	17E0401-01	17E0401-06
PARAMETER (Units)							
Polychlorinated Biphenyls by EPA method 8082 (ug/L)							
PCB 1016	--	--	--	--	ND<0.20	ND<0.20	ND<0.20
PCB-1221	--	--	--	--	ND<0.20	ND<0.20	ND<0.20
PCB-1232	--	--	--	--	ND<0.20	ND<0.20	ND<0.20
PCB-1242	--	--	--	--	ND<0.20	ND<0.20	ND<0.20
PCB-1248	--	--	--	--	ND<0.20	ND<0.20	ND<0.20
PCB-1254	--	--	--	--	ND<0.20	ND<0.20	ND<0.20
PCB-1260	--	--	--	--	ND<0.20	ND<0.20	ND<0.20
PCB 1262	--	--	--	--	ND<0.20	ND<0.20	ND<0.20
PCB 1268	--	--	--	--	ND<0.20	ND<0.20	ND<0.20
Total PCBs	0.5	0.5	NE	NE	ND<0.20	ND<0.20	ND<0.20
Volatile Organic Compounds by EPA method 8260 (ug/L)	CS	CS	CS	CS	BDL	BDL	BDL
Extractable Total Petroleum Hydrocarbons by CT method (mg/L)	0.25	0.25	NE	NE	ND<0.075	ND<0.075	ND<0.075

NOTES:
1. Analytical results compared to Connecticut Remediation Standard Regulations (January 1996; revised June 27, 2013).
2. Only compounds that were detected are provided in this table. For a complete list of analytes refer to laboratory report.

mg/L = milligrams per liter
ug/L = micrograms per liter
BDL = below detection limit
CS = compound specific
BOLD = compound detected at that concentration.
NA = not analyzed
ND<## = non-detect at specified reporting limit

GWPC = Groundwater Protection Criteria
SWPC = Surface Water Protection Criteria
RES VOL. = Residential Volatilization Critera
I/C VOL. = Industrial / Commercial Volatilization Critera
NE = not established by CT DEEP
-- = not applicable

TABLE 2
SUMMARY OF GROUNDWATER DATA AT AOPEC 1C
FORMER SIMSBURY AREA WORK CENTER
SIMSBURY, CT

AOPEC #	REMEDIATION STANDARD REGULATIONS				1C					
SAMPLE ID					MW-15	MW-15	MW-16	MW-16	MW-CCA-2	MW-CCA-2
DATE SAMPLED					5/8/17	7/5/17	5/8/17	7/5/17	5/8/17	7/5/17
WORK ORDER NO.	GWPC	SWPC	RES VOL.	I/C VOL.	17E0401-05	17G0098-04	17E0401-04	17G0098-03	17E0401-03	17G0098-02
PARAMETER (Units)										
Polychlorinated Biphenyls by EPA method 8082 (ug/L)										
PCB 1016	--	--	--	--	ND<0.20	NA	ND<0.20	NA	ND<0.20	NA
PCB-1221	--	--	--	--	ND<0.20	NA	ND<0.20	NA	ND<0.20	NA
PCB-1232	--	--	--	--	ND<0.20	NA	ND<0.20	NA	ND<0.20	NA
PCB-1242	--	--	--	--	ND<0.20	NA	ND<0.20	NA	ND<0.20	NA
PCB-1248	--	--	--	--	ND<0.20	NA	ND<0.20	NA	ND<0.20	NA
PCB-1254	--	--	--	--	ND<0.20	NA	ND<0.20	NA	ND<0.20	NA
PCB-1260	--	--	--	--	ND<0.20	NA	ND<0.20	NA	ND<0.20	NA
PCB 1262	--	--	--	--	ND<0.20	NA	ND<0.20	NA	ND<0.20	NA
PCB 1268	--	--	--	--	ND<0.20	NA	ND<0.20	NA	ND<0.20	NA
Total PCBs	0.5	0.5	NE	NE	ND<0.20	NA	ND<0.20	NA	ND<0.20	NA
Volatile Organic Compounds by EPA method 8260 (ug/L)	CS	CS	CS	CS	BDL	NA	BDL	NA	BDL	NA
Extractable Total Petroleum Hydrocarbons by CT method (mg/L)	0.25	0.25	NE	NE	**0.099**	ND<0.075	**0.11**	ND<0.075	**0.16**	ND<0.075

NOTES:
1. Analytical results compared to Connecticut Remediation Standard Regulations (January 1996; revised June 27, 2013).
2. Only compounds that were detected are provided in this table. For a complete list of analytes refer to laboratory report.

mg/L = milligrams per liter
ug/L = micrograms per liter
BDL = below detection limit
CS = compound specific
BOLD = compound detected at that concentration.
NA = not analyzed
ND<## = non-detect at specified reporting limit

GWPC = Groundwater Protection Criteria
SWPC = Surface Water Protection Criteria
RES VOL. = Residential Volatilization Critera
I/C VOL. = Industrial / Commercial Volatilization Critera
NE = not established by CT DEEP
-- = not applicable

TABLE 2
SUMMARY OF GROUNDWATER DATA AT AOPEC 2A
FORMER SIMSBURY AREA WORK CENTER
SIMSBURY, CT

AOPEC #	REMEDIATION STANDARD REGULATIONS				2A		
SAMPLE ID					MW-200	MW-202	MW-203
DATE SAMPLED					5/8/17	5/4/17	5/4/17
WORK ORDER NO.	GWPC	SWPC	RES VOL.	I/C VOL.	17E0401-07	BY16330	BY16331
PARAMETER (Units)							
Polychlorinated Biphenyls by EPA method 8082 (ug/L)							
PCB 1016	--	--	--	--	ND<0.20	NA	NA
PCB-1221	--	--	--	--	ND<0.20	NA	NA
PCB-1232	--	--	--	--	ND<0.20	NA	NA
PCB-1242	--	--	--	--	ND<0.20	NA	NA
PCB-1248	--	--	--	--	ND<0.20	NA	NA
PCB-1254	--	--	--	--	ND<0.20	NA	NA
PCB-1260	--	--	--	--	ND<0.20	NA	NA
PCB 1262	--	--	--	--	ND<0.20	NA	NA
PCB 1268	--	--	--	--	ND<0.20	NA	NA
Total PCBs	0.5	0.5	NE	NE	ND<0.20	NA	NA
Volatile Organic Compounds by EPA method 8260 (ug/L)	CS	CS	CS	CS	BDL	NA	NA
Extractable Total Petroleum Hydrocarbons by CT method (mg/L)	0.25	0.25	NE	NE	ND<0.075	ND<0.070	ND<0.070

NOTES:
1. Analytical results compared to Connecticut Remediation Standard Regulations (January 1996; revised June 27, 2013).
2. Only compounds that were detected are provided in this table. For a complete list of analytes refer to laboratory report.

mg/L = milligrams per liter
ug/L = micrograms per liter
BDL = below detection limit
CS = compound specific
BOLD = compound detected at that concentration.
NA = not analyzed
ND<## = non-detect at specified reporting limit

GWPC = Groundwater Protection Criteria
SWPC = Surface Water Protection Criteria
RES VOL. = Residential Volatilization Critera
I/C VOL. = Industrial / Commercial Volatilization Critera
NE = not established by CT DEEP
-- = not applicable

TABLE 2
SUMMARY OF GROUNDWATER DATA AT AOPEC 2B
FORMER SIMSBURY AREA WORK CENTER
SIMSBURY, CT

AOPEC #	REMEDIATION STANDARD REGULATIONS				2B		
SAMPLE ID					MW-6	MW-310	MW-T3
DATE SAMPLED					5/4/17	9/1/17	5/8/17
WORK ORDER NO.	GWPC	SWPC	RES VOL.	I/C VOL.	BY16332	17I0065-01	17E0401-02
PARAMETER (Units)							
Extractable Total Petroleum Hydrocarbons by CT method (mg/L)	0.25	0.25	NE	NE	ND<0.070	**0.79**	**5.6**

NOTES:
1. Analytical results compared to Connecticut Remediation Standard Regulations (January 1996; revised June 27, 2013).
2. Only compounds that were detected are provided in this table. For a complete list of analytes refer to laboratory report.

mg/L = milligrams per liter
ug/L = micrograms per liter
BDL = below detection limit
CS = compound specific
BOLD = compound detected at that concentration.
NA = not analyzed
ND<## = non-detect at specified reporting limit

GWPC = Groundwater Protection Criteria
SWPC = Surface Water Protection Criteria
RES VOL. = Residential Volatilization Critera
I/C VOL. = Industrial / Commercial Volatilization Critera
NE = not established by CT DEEP
-- = not applicable

TABLE 2
SUMMARY OF GROUNDWATER DATA AT AOPEC 3B
FORMER SIMSBURY AREA WORK CENTER
SIMSBURY, CT

AOPEC #	REMEDIATION STANDARD REGULATIONS				3B
SAMPLE ID					MW-6
DATE SAMPLED					5/4/17
WORK ORDER NO.	GWPC	SWPC	RES VOL.	I/C VOL.	BY16332
PARAMETER (Units)					
Extractable Total Petroleum Hydrocarbons by CT method (mg/L)	0.25	0.25	NE	NE	ND<0.070

NOTES:
1. Analytical results compared to Connecticut Remediation Standard Regulations (January 1996; revised June 27, 2013).
2. Only compounds that were detected are provided in this table. For a complete list of analytes refer to laboratory report.

mg/L = milligrams per liter
ug/L = micrograms per liter
BDL = below detection limit
CS = compound specific
BOLD = compound detected at that concentration.
NA = not analyzed
ND<## = non-detect at specified reporting limit

GWPC = Groundwater Protection Criteria
SWPC = Surface Water Protection Criteria
RES VOL. = Residential Volatilization Critera
I/C VOL. = Industrial / Commercial Volatilization Critera
NE = not established by CT DEEP
-- = not applicable

TABLE 2
SUMMARY OF GROUNDWATER DATA AT AOPEC 3D
FORMER SIMSBURY AREA WORK CENTER
SIMSBURY, CT

AOPEC #	REMEDIATION STANDARD REGULATIONS				3D
SAMPLE ID					MW-6
DATE SAMPLED					5/4/17
WORK ORDER NO.	GWPC	SWPC	RES VOL.	I/C VOL.	BY16332
PARAMETER (Units)					
Volatile Organic Compounds by EPA method 8260 (ug/L)	CS	CS	CS	CS	NA
Extractable Total Petroleum Hydrocarbons by CT method (mg/L)	0.25	0.25	NE	NE	ND<0.070
Total RCRA 8 Metals by EPA method 6010B (ug/L)					
Arsenic	50	4	NE	NE	NA
Barium	1,000	NE	NE	NE	NA
Cadmium	5	6	NE	NE	NA
Chromium (Total)	50	NE	NE	NE	NA
Lead	15	13	NE	NE	NA
Mercury	2	0.4	NE	NE	NA
Selenium	50	50	NE	NE	NA
Silver	36	12	NE	NE	NA

NOTES:
1. Analytical results compared to Connecticut Remediation Standard Regulations (January 1996; revised June 27, 2013).
2. Only compounds that were detected are provided in this table. For a complete list of analytes refer to laboratory report.

mg/L = milligrams per liter
ug/L = micrograms per liter
BDL = below detection limit
CS = compound specific
BOLD = compound detected at that concentration.
NA = not analyzed
ND<## = non-detect at specified reporting limit

GWPC = Groundwater Protection Criteria
SWPC = Surface Water Protection Criteria
RES VOL. = Residential Volatilization Critera
I/C VOL. = Industrial / Commercial Volatilization Critera
NE = not established by CT DEEP
-- = not applicable

TABLE 2
SUMMARY OF GROUNDWATER DATA AT AOPEC 3F
FORMER SIMSBURY AREA WORK CENTER
SIMSBURY, CT

AOPEC #	REMEDIATION STANDARD REGULATIONS				3F				
SAMPLE ID					MW-2A	MW-4R	MW-4R	MW-10	MW-11A
DATE SAMPLED					7/5/17	3/29/17	9/1/18	3/29/17	3/29/17
WORK ORDER NO.	GWPC	SWPC	RES VOL.	I/C VOL.	17G0098-01	n/a	17I0066-02	17C1117-02	17C1117-01
PARAMETER (Units)									
Volatile Organic Compounds by EPA method 8260 (ug/L)	CS	CS	CS	CS	NA	**WELL DRY**	BDL	BDL	BDL
Extractable Total Petroleum Hydrocarbons by CT method (mg/L)	0.25	0.25	NE	NE	ND<0.075		NA	NA	NA

NOTES:
1. Analytical results compared to Connecticut Remediation Standard Regulations (January 1996; revised June 27, 2013).
2. Only compounds that were detected are provided in this table. For a complete list of analytes refer to laboratory report.

mg/L = milligrams per liter
ug/L = micrograms per liter
BDL = below detection limit
CS = compound specific
BOLD = compound detected at that concentration.
NA = not analyzed
ND<## = non-detect at specified reporting limit

GWPC = Groundwater Protection Criteria
SWPC = Surface Water Protection Criteria
RES VOL. = Residential Volatilization Critera
I/C VOL. = Industrial / Commercial Volatilization Critera
NE = not established by CT DEEP
-- = not applicable

TABLE 2
SUMMARY OF GROUNDWATER DATA AT AOPEC 4
FORMER SIMSBURY AREA WORK CENTER
SIMSBURY, CT

AOPEC #	REMEDIATION STANDARD REGULATIONS				4		
SAMPLE ID					MW-201	MW-203	MW-CCA-5
DATE SAMPLED					5/8/17	5/4/17	5/8/17
WORK ORDER NO.	GWPC	SWPC	RES VOL.	I/C VOL.	17E0401-01	BY16331	17E0401-06
PARAMETER (Units)							
Polychlorinated Biphenyls by EPA method 8082 (ug/L)							
PCB 1016	--	--	--	--	ND<0.20	NA	ND<0.20
PCB-1221	--	--	--	--	ND<0.20	NA	ND<0.20
PCB-1232	--	--	--	--	ND<0.20	NA	ND<0.20
PCB-1242	--	--	--	--	ND<0.20	NA	ND<0.20
PCB-1248	--	--	--	--	ND<0.20	NA	ND<0.20
PCB-1254	--	--	--	--	ND<0.20	NA	ND<0.20
PCB-1260	--	--	--	--	ND<0.20	NA	ND<0.20
PCB 1262	--	--	--	--	ND<0.20	NA	ND<0.20
PCB 1268	--	--	--	--	ND<0.20	NA	ND<0.20
Total PCBs	0.5	0.5	NE	NE	ND<0.20	NA	ND<0.20
Volatile Organic Compounds by EPA method 8260 (ug/L)	CS	CS	CS	CS	BDL	NA	BDL
Extractable Total Petroleum Hydrocarbons by CT method (mg/L)	0.25	0.25	NE	NE	ND<0.075	ND<0.070	ND<0.075

NOTES:
1. Analytical results compared to Connecticut Remediation Standard Regulations (January 1996; revised June 27, 2013).
2. Only compounds that were detected are provided in this table. For a complete list of analytes refer to laboratory report.

mg/L = milligrams per liter
ug/L = micrograms per liter
BDL = below detection limit
CS = compound specific
BOLD = compound detected at that concentration.
NA = not analyzed
ND<## = non-detect at specified reporting limit

GWPC = Groundwater Protection Criteria
SWPC = Surface Water Protection Criteria
RES VOL. = Residential Volatilization Critera
I/C VOL. = Industrial / Commercial Volatilization Critera
NE = not established by CT DEEP
-- = not applicable

TABLE 2
SUMMARY OF GROUNDWATER DATA AT AOPEC 5
FORMER SIMSBURY AREA WORK CENTER
SIMSBURY, CT

AOPEC #	REMEDIATION STANDARD REGULATIONS				5	
SAMPLE ID					MW-16	MW-16
DATE SAMPLED					5/8/17	7/5/17
WORK ORDER NO.	GWPC	SWPC	RES VOL.	I/C VOL.	17E0401-04	17G0098-03
PARAMETER (Units)						
Polychlorinated Biphenyls by EPA method 8082 (ug/L)						
PCB 1016	--	--	--	--	ND<0.20	NA
PCB-1221	--	--	--	--	ND<0.20	NA
PCB-1232	--	--	--	--	ND<0.20	NA
PCB-1242	--	--	--	--	ND<0.20	NA
PCB-1248	--	--	--	--	ND<0.20	NA
PCB-1254	--	--	--	--	ND<0.20	NA
PCB-1260	--	--	--	--	ND<0.20	NA
PCB 1262	--	--	--	--	ND<0.20	NA
PCB 1268	--	--	--	--	ND<0.20	NA
Total PCBs	0.5	0.5	NE	NE	ND<0.20	NA
Volatile Organic Compounds by EPA method 8260 (ug/L)	CS	CS	CS	CS	BDL	NA
Extractable Total Petroleum Hydrocarbons by CT method (mg/L)	0.25	0.25	NE	NE	**0.11**	ND<0.075

NOTES:
1. Analytical results compared to Connecticut Remediation Standard Regulations (January 1996; revised June 27, 2013).
2. Only compounds that were detected are provided in this table. For a complete list of analytes refer to laboratory report.

mg/L = milligrams per liter
ug/L = micrograms per liter
BDL = below detection limit
CS = compound specific
BOLD = compound detected at that concentration.
NA = not analyzed
ND<## = non-detect at specified reporting limit

GWPC = Groundwater Protection Criteria
SWPC = Surface Water Protection Criteria
RES VOL. = Residential Volatilization Critera
I/C VOL. = Industrial / Commercial Volatilization Critera
NE = not established by CT DEEP
-- = not applicable

TABLE 2
SUMMARY OF GROUNDWATER DATA AT AOPEC 6B
FORMER SIMSBURY AREA WORK CENTER
SIMSBURY, CT

AOPEC #	REMEDIATION STANDARD REGULATIONS				6B			
SAMPLE ID					MW-CCA-1	MW-CCA-1	MW-CCA-1	MW-CCA-1
DATE SAMPLED					3/29/17	7/5/17	9/1/18	12/28/17
WORK ORDER NO.	GWPC	SWPC	RES VOL.	I/C VOL.	17C1117	17G0098	17I0066	17L1201
PARAMETER (Units)								
Volatile Organic Compounds by EPA method 8260 (ug/L)	CS	CS	CS	CS	BDL	BDL	BDL	BDL
Extractable Total Petroleum Hydrocarbons by CT method (mg/L)	0.25	0.25	NE	NE	**0.13**	ND<0.075	ND<0.075	ND<0.075
Total RCRA 8 Metals by EPA method 6010B (ug/L)								
Barium	1,000	NE	NE	NE	ND<50	**74**	**79**	**67**

NOTES:
1. Analytical results compared to Connecticut Remediation Standard Regulations (January 1996; revised June 27, 2013).
2. Only compounds that were detected are provided in this table. For a complete list of analytes refer to laboratory report.

mg/L = milligrams per liter
ug/L = micrograms per liter
BDL = below detection limit
CS = compound specific
BOLD = compound detected at that concentration.
NA = not analyzed
ND<## = non-detect at specified reporting limit

GWPC = Groundwater Protection Criteria
SWPC = Surface Water Protection Criteria
RES VOL. = Residential Volatilization Critera
I/C VOL. = Industrial / Commercial Volatilization Critera
NE = not established by CT DEEP
-- = not applicable

TABLE 3
Groundwater Elevations - 2017
Former Simsbury Area Work Center
34 Hopmeadow Street
Simsbury, Connecticut

	Monitoring Well Top of Casing Elevation (ft)	Depth to Water (ft) 3/29/2017	Water Surface Elevation (ft) 3/29/2017	Depth to Water (ft) 6/29/2017	Water Surface Elevation (ft) 6/29/2017	Depth to Water (ft) 9/1/2017	Water Surface Elevation (ft) 9/1/2017
MW-2A	198.56	NM	NM	11.70	186.86	NM	NM
MW-4R	197.26	DRY	DRY	10.40	186.86	11.26	186.00
MW - 5	197.76	NM	NM	CNL	CNL	NM	NM
MW - 6	197.37	12.02	185.35	10.46	186.91	11.35	186.02
MW-7	196.97	NM	NM	NM	NM	11.30	185.67
MW-8	198.54	13.45	185.09	11.75	186.79	12.32	186.22
MW-10	197.83	12.72	185.11	10.08	187.75	11.92	185.91
MW-11A	196.08	11.48	184.60	9.88	186.20	10.71	185.37
MW-13	196.03	NM	NM	NM	NM	NM	NM
MW-14	195.30	NM	NM	NM	NM	IA	IA
MW-15	197.77	13.40	184.37	11.83	185.94	12.85	184.92
MW-16	197.20	NM	NM	10.83	186.37	11.72	185.48
RW-1	195.88	10.82	185.06	9.23	186.65	10.07	185.81
MW-T1	196.42	7.57	188.85	8.08	188.34	11.50	184.92
MW-T2	196.39	7.63	188.76	8.07	188.32	8.61	187.78
MW-T3	197.59	12.75	184.84	11.93	185.66	14.20	183.39
MW-T4	197.33	NM	NM	NM	NM	NM	NM
MW-T5	195.73	SNOW	SNOW	7.47	188.26	13.54	182.19
MW-T6	195.87	6.95	188.92	7.62	188.25	8.04	187.83
TRW-1	196.76	7.89	188.87	8.46	188.30	8.04	188.72
CCA-1	183.48	8.60	174.88	7.13	176.35	9.09	174.39
CCA-2	197.38	9.94	187.44	10.22	187.16	10.49	186.89
CCA-3	196.21	17.10	179.11	16.23	179.98	17.01	179.20
CCA-4	195.94	8.06	187.88	8.09	187.85	8.98	186.96
CCA-5	199.18	13.30	185.88	11.87	187.31	NM	NM
CCA-6	197.31	9.40	187.91	8.33	188.98	9.06	188.25
A1R - 1	199.16	IA	IA	IA	IA	12.15	187.01
MW - North	198.90	IA	IA	IA	IA	12.84	186.06
MW - South	197.10	IA	IA	IA	IA	IA	IA
MW - SA North (R)	198.92	14.92	184.00	12.85	186.07	13.19	185.73
MW - SA South (R)	200.22	13.30	186.92	11.53	188.69	12.51	187.71

Abbreviations
NM = Not Measured
SNOW = Snow Covered
IA = Inaccessible

APPENDIX A

BORING AND WELL COMPLETION LOGS

Weston & Sampson℠

GEOPROBE BORING LOG

Client	Eversource Energy	Boring No.:	B-6A
Project Name:	Simsbury AWC	Sheet	1 of 1
Project Address:	34 Hopmeadow Street Simsbury, CT	Project No.	2170111
		Checked By:	J. Willson

Driller Info.		*Project Info.*		*Subsurface*	
BORING Co.	Haz-Probe, Inc.	WSE Geologist	Laura Yellen	Depth to Water (ft)	14
FOREMAN	Frank Meade	Date	9/20/2017	Refusal	No
DRILL RIG	Truck-Mounted Geoprobe 4210	Start Time	1230	Well Installed	No
SAMPLER	4' MacroCore	End Time	1250	Screen Interval	--

CORE STATS							SAMPLE DESCRIPTION		
Depth	Penetration (inches)	Recovery (inches)	Depth (feet)	PID (ppm)	Measure-ment	Moisture	Lithology (Modified Burmister)	Notes	Sample Details
	48	27	0-4	n/a	6"	--	Concrete		
					21"	Dry	Light brown fine to medium SAND, trace fine to coarse Gravel and Cobble		
5	48	45	4-8		5"	Dry	Light brown fine to medium SAND, trace fine to coarse Gravel		
					40"	Dry	Brown fine to coarse SAND, some fine to coarse Gravel		
	48	40	8-12		40"	Dry	Brown fine to coarse SAND, some fine to coarse Gravel		8-10'
10									10-12'
	48	46	12-16		18"	Dry	Brown fine to coarse SAND, some fine to coarse Gravel		
					20"	Moist	Brown fine to coarse SAND, some fine to coarse Gravel		12-14'
					8"	Wet	Brown fine to coarse SAND, some fine to coarse Gravel		
15									
							END OF BORING 16'		
20									
25									
30									
35									

NOTES:

1. Stratification lines represent approximate boundaries between soil types.
2. Water level readings have been made in the drill holes at times and under conditions stated on this boring log. Fluctuations in the level of groundwater may occur due to other factors than those present at the time measurements are made.

Weston & Sampson℠

GEOPROBE BORING LOG

Client	Eversource Energy	Boring No.:	B-218A
Project Name:	Simsbury AWC	Sheet	1 of 1
Project Address:	34 Hopmeadow Street	Project No.	2170111
	Simsbury, CT	Checked By:	J. Willson

Driller Info.		*Project Info.*		*Subsurface*	
BORING Co.	Haz-Probe, Inc.	WSE Geologist	Laura Yellen	Depth to Water (ft)	14
FOREMAN	Frank Meade	Date	9/20/2017	Refusal	No
DRILL RIG	Truck-Mounted Geoprobe 4210	Start Time	1120	Well Installed	No
SAMPLER	4' MacroCore	End Time	1125	Screen Interval	--

CORE STATS				SAMPLE DESCRIPTION					
Depth	Penetration (inches)	Recovery (inches)	Depth (feet)	PID (ppm)	Measure-ment	Moisture	Lithology (Modified Burmister)	Notes	Sample Details
	48	40	0-4	n/a	6"	--	Asphalt		
					6"	Dry	Subbase, dark brown fine to medium SAND, trace fine to coarse Gravel, trace		1-3'
							Asphalt pieces.		
					28"	Dry	Brown fine to medium SAND, trace fine to coarse Gravel		3-5'
	48	34	4-8		6"	Dry	Brown fine to medium SAND, trace fine to coarse Gravel		
5					28"	Dry	Brown fine to coarse SAND, trace fine to coarse Gravel		6-8'
							END OF BORING 8'		
10									
15									
20									
25									
30									
35									

NOTES:

1. Stratification lines represent approximate boundaries between soil types.
2. Water level readings have been made in the drill holes at times and under conditions stated on this boring log. Fluctuations in the level of groundwater may occur due to other factors than those present at the time measurements are made.

Weston & Sampson℠

GEOPROBE BORING LOG

Client	Eversource Energy	Boring No.:	B-219A
Project Name:	Simsbury AWC	Sheet	1 of 1
Project Address:	34 Hopmeadow Street	Project No.	2170111
	Simsbury, CT	Checked By:	J. Willson

Driller Info.		*Project Info.*		*Subsurface*	
BORING Co.	Haz-Probe, Inc.	WSE Geologist	Laura Yellen	Depth to Water (ft)	--
FOREMAN	Frank Meade	Date	9/20/2017	Refusal	No
DRILL RIG	Truck-Mounted Geoprobe 4210	Start Time	1102	Well Installed	No
SAMPLER	4' MacroCore	End Time	1105	Screen Interval	--

CORE STATS				SAMPLE DESCRIPTION					
Depth	Penetration (inches)	Recovery (inches)	Depth (feet)	PID (ppm)	Measure-ment	Moisture	Lithology (Modified Burmister)	Notes	Sample Details
	48	40	0-4	n/a	6"	--	Asphalt		
					6"	Dry	Subbase, dark brown fine to medium SAND, trace Silt and fine to coarse Gravel, trace Asphalt pieces		1-3'
					26"	Dry	Brown fine to medium SAND, trace Silt; compact last 6"		3-5'
	48	34	4-8		6"	Dry	Brown fine to medium SAND, trace fine to coarse Gravel and Silt		
5					28"	Dry	Brown fine to coarse SAND, some fine to coarse Gravel		6-8'
							END OF BORING 8'		
10									
15									
20									
25									
30									
35									

NOTES:

1. Stratification lines represent approximate boundaries between soil types.
2. Water level readings have been made in the drill holes at times and under conditions stated on this boring log. Fluctuations in the level of groundwater may occur due to other factors than those present at the time measurements are made.

Weston & Sampson℠

GEOPROBE BORING LOG

Client	Eversource Energy	Boring No.:	B-220A
Project Name:	Simsbury AWC	Sheet	1 of 1
Project Address:	34 Hopmeadow Street	Project No.	2170111
	Simsbury, CT	Checked By:	J. Willson

Driller Info.		*Project Info.*		*Subsurface*	
BORING Co.	Haz-Probe, Inc.	WSE Geologist	Laura Yellen	Depth to Water (ft)	--
FOREMAN	Frank Meade	Date	9/20/2017	Refusal	No
DRILL RIG	Truck-Mounted Geoprobe 4210	Start Time	1030	Well Installed	No
SAMPLER	4' MacroCore	End Time	1045	Screen Interval	--

CORE STATS				SAMPLE DESCRIPTION					
Depth	Penetration (inches)	Recovery (inches)	Depth (feet)	PID (ppm)	Measure-ment	Moisture	Lithology (Modified Burmister)	Notes	Sample Details
	48	42	0-4	n/a	6"	--	Asphalt		
					6"	Dry	Subbase, dark brown fine to medium SAND, some fine to coarse Gravel, some Asphalt pieces		1-3'
					30"	Dry	Dark brown fine to medium SAND, some fine to coarse Gravel, trace Silt		3-5'
5	48	33	4-8		13"	Dry	Light brown fine to medium SAND, trace Silt		
					20"	Dry	Light brown fine to coarse SAND, some fine to coarse Gravel		6-8'
10							END OF BORING 8'		
15									
20									
25									
30									
35									

NOTES:

1. Stratification lines represent approximate boundaries between soil types.
2. Water level readings have been made in the drill holes at times and under conditions stated on this boring log. Fluctuations in the level of groundwater may occur due to other factors than those present at the time measurements are made.

Weston & Sampson℠

GEOPROBE BORING LOG

Client	Eversource Energy	Boring No.:	B-228A
Project Name:	Simsbury AWC	Sheet	1 of 1
Project Address:	34 Hopmeadow Street	Project No.	2170111
	Simsbury, CT	Checked By:	J. Willson

Driller Info.		*Project Info.*		*Subsurface*	
BORING Co.	Haz-Probe, Inc.	WSE Geologist	Laura Yellen	Depth to Water (ft)	--
FOREMAN	Frank Meade	Date	9/20/2017	Refusal	No
DRILL RIG	Porta Probe	Start Time	930	Well Installed	No
SAMPLER	2' and 4' MacroCore	End Time	940	Screen Interval	--

CORE STATS				SAMPLE DESCRIPTION					
Depth	Penetration (inches)	Recovery (inches)	Depth (feet)	PID (ppm)	Measure-ment	Moisture	Lithology (Modified Burmister)	Notes	Sample Details
	24	20	0-2	n/a	20"	Dry	Top 2" topsoil, brown fine to medium SAND, trace fine to coarse Gravel		1-3'
	24	13	2-4		13"	Dry	Brown fine to medium SAND, some fine to coarse Gravel		3-5'
5	48	46	4-8		46"	Dry	Brown fine to coarse SAND, some fine to coarse Gravel		6-8'
							END OF BORING 8'		
10									
15									
20									
25									
30									
35									

NOTES:

1. Stratification lines represent approximate boundaries between soil types.
2. Water level readings have been made in the drill holes at times and under conditions stated on this boring log. Fluctuations in the level of groundwater may occur due to other factors than those present at the time measurements are made.

Weston & Sampson℠

GEOPROBE BORING LOG

Client	Eversource Energy
Project Name:	Simsbury AWC
Project Address:	34 Hopmeadow Street, Simsbury, CT

Boring No.:	B301
Sheet	1 of 1
Project No.	2170111
Checked By:	J. Willson

Driller Info.	
BORING Co.	Cummins Envirotech
FOREMAN	Bobby Miller
DRILL RIG	Geoprobe 7822
SAMPLER	5' MacroCore

Project Info.	
WSE Geologist	Will Sirotnak
Date	4/18/2017
Start Time	800
End Time	805

Subsurface	
Depth to Water (ft)	14'
Refusal	No
Well Installed	No
Screen Interval	--

CORE STATS				SAMPLE DESCRIPTION					
Depth	Penetration (inches)	Recovery (inches)	Depth (feet)	PID (ppm)	Measure-ment	Moisture	Lithology (Modified Burmister)	Notes	Sample Details
	60	35	0-5	0.0	4"	Dry	Concrete		
				0.0	31"	Dry	Brown fine SAND, little Rock		
5	60	40	5-10	0.0	40"	Dry	Brown fine to medium SAND		
10	60	50	10-15	0.0	40"	Dry	Brown fine SAND		9-11'
				0.0	10"	Damp	Brown medium SAND		
15							END OF BORING 15'		
20									
25									
30									
35									

NOTES:

1. Stratification lines represent approximate boundaries between soil types.
2. Water level readings have been made in the drill holes at times and under conditions stated on this boring log. Fluctuations in the level of groundwater may occur due to other factors than those present at the time measurements are made.

Weston & Sampson℠

GEOPROBE BORING LOG

Client	Eversource Energy	Boring No.:	B302
Project Name:	Simsbury AWC	Sheet	1 of 1
Project Address:	34 Hopmeadow Street	Project No.	2170111
	Simsbury, CT	Checked By:	J. Willson

Driller Info.		*Project Info.*		*Subsurface*	
BORING Co.	Cummins Envirotech	WSE Geologist	Will Sirotnak	Depth to Water (ft)	13.5
FOREMAN	Bobby Miller	Date	4/18//2017	Refusal	No
DRILL RIG	Geoprobe 7822	Start Time	1130	Well Installed	No
SAMPLER	5' MacroCore	End Time	1140	Screen Interval	--

CORE STATS				SAMPLE DESCRIPTION					
Depth	Penetration (inches)	Recovery (inches)	Depth (feet)	PID (ppm)	Measure-ment	Moisture	Lithology (Modified Burmister)	Notes	Sample Details
	60	36	0-5	0.0	4"	Dry	Concrete		
				0.0	32"	Dry	Brown fine SAND, little Rock		
	60	42	5-10	0.0	42"	Dry	Brown medium SAND, trace Silt		
5									
									8-10'
	60	45	10-15	0.0	32"	Dry	Brown medium SAND, little Gravel		
10				0.0	13"	Damp	Medium to coarse SAND		
15									
							END OF BORING 15'		
20									
25									
30									
35									

NOTES:

1. Stratification lines represent approximate boundaries between soil types.
2. Water level readings have been made in the drill holes at times and under conditions stated on this boring log. Fluctuations in the level of groundwater may occur due to other factors than those present at the time measurements are made.

Weston & Sampson℠

GEOPROBE BORING LOG

Client	Eversource Energy	Boring No.:	B303
Project Name:	Simsbury AWC	Sheet	1 of 1
Project Address:	34 Hopmeadow Street	Project No.	2170111
	Simsbury, CT	Checked By:	J. Willson

Driller Info.		*Project Info.*		*Subsurface*	
BORING Co.	Cummins Envirotech	WSE Geologist	Will Sirotnak	Depth to Water (ft)	13.5
FOREMAN	Bobby Miller	Date	4/18/2017	Refusal	No
DRILL RIG	Geoprobe 7822	Start Time	1150	Well Installed	No
SAMPLER	5' MacroCore	End Time	1200	Screen Interval	--

CORE STATS				SAMPLE DESCRIPTION					
Depth	Penetration (inches)	Recovery (inches)	Depth (feet)	PID (ppm)	Measure-ment	Moisture	Lithology (Modified Burmister)	Notes	Sample Details
	60	30	0-5	0.0	4"	Dry	Concrete		
				0.0	26"	Dry	Brown medium SAND, trace Silt and Gravel		
	60	54	5-10	0.0	32"	Dry	Brown medium SAND		
				0.0	22"	Dry	Brown fine SAND, little coarse Gravel		
									9-11'
10	60	55	10-15	0.0	38"	Dry	Brown fine SAND, little Gravel		
				0.0	17"	Damp	Brown medium to coarse SAND		
15							END OF BORING 15'		
20									
25									
30									
35									

NOTES:

1. Stratification lines represent approximate boundaries between soil types.
2. Water level readings have been made in the drill holes at times and under conditions stated on this boring log. Fluctuations in the level of groundwater may occur due to other factors than those present at the time measurements are made.

Weston & Sampson℠

GEOPROBE BORING LOG

Client	Eversource Energy	Boring No.:	B304
Project Name:	Simsbury AWC	Sheet	1 of 1
Project Address:	34 Hopmeadow Street	Project No.	2170111
	Simsbury, CT	Checked By:	J. Willson

Driller Info.		*Project Info.*		*Subsurface*	
BORING Co.	Cummins Envirotech	WSE Geologist	Will Sirotnak	Depth to Water (ft)	14
FOREMAN	Bobby Miller	Date	4/18//2017	Refusal	No
DRILL RIG	Geoprobe 7822	Start Time	1215	Well Installed	No
SAMPLER	5' MacroCore	End Time	1225	Screen Interval	--

CORE STATS				SAMPLE DESCRIPTION					
Depth	Penetration (inches)	Recovery (inches)	Depth (feet)	PID (ppm)	Measure-ment	Moisture	Lithology (Modified Burmister)	Notes	Sample Details
	60	30	0-5	0.0	4"	Dry	Concrete		
				0.0	26"	Dry	Brown fine SAND, little Gravel		
5	60	55	5-10	0.0	55"	Dry	Brown fine to medium SAND, trace Gravel		8-10'
10	60	55	10-15	0.0	38"	Dry	Brown fine SAND, little Gravel		
				0.0	17"	Damp	Brown medium SAND		
15							END OF BORING 15'		
20									
25									
30									
35									

NOTES:

1. Stratification lines represent approximate boundaries between soil types.
2. Water level readings have been made in the drill holes at times and under conditions stated on this boring log. Fluctuations in the level of groundwater may occur due to other factors than those present at the time measurements are made.

Weston & Sampson℠

GEOPROBE BORING LOG

Client	Eversource Energy	Boring No.:	B305
Project Name:	Simsbury AWC	Sheet	1 of 1
Project Address:	34 Hopmeadow Street	Project No.	2170111
	Simsbury, CT	Checked By:	J. Willson

Driller Info.		*Project Info.*		*Subsurface*	
BORING Co.	Cummins Envirotech	WSE Geologist	Will Sirotnak	Depth to Water (ft)	14
FOREMAN	Bobby Miller	Date	4/18/2017	Refusal	No
DRILL RIG	Geoprobe 7822	Start Time	1230	Well Installed	No
SAMPLER	5' MacroCore	End Time	1240	Screen Interval	--

CORE STATS				SAMPLE DESCRIPTION					
Depth	Penetration (inches)	Recovery (inches)	Depth (feet)	PID (ppm)	Measure-ment	Moisture	Lithology (Modified Burmister)	Notes	Sample Details
	60	30	0-5	0.0	4"	Dry	Concrete		
				0.0	26"	Dry	Brown fine SAND, little Rock		
	60	48	5-10	0.0	48"	Dry	Brown fine to medium SAND, trace Gravel		
									8-10'
	60	52	10-15	0.0	32"	Dry	Brown fine SAND		
				0.0	20"	Damp	Brown medium to coarse SAND		
							END OF BORING 15'		

NOTES:

1. Stratification lines represent approximate boundaries between soil types.
2. Water level readings have been made in the drill holes at times and under conditions stated on this boring log. Fluctuations in the level of groundwater may occur due to other factors than those present at the time measurements are made.

Weston & Sampson℠

GEOPROBE BORING LOG

Client	Eversource Energy	Boring No.:	B306
Project Name:	Simsbury AWC	Sheet	1 of 1
Project Address:	34 Hopmeadow Street	Project No.	2170111
	Simsbury, CT	Checked By:	J. Willson

Driller Info.		*Project Info.*		*Subsurface*	
BORING Co.	Cummins Envirotech	WSE Geologist	Will Sirotnak	Depth to Water (ft)	--
FOREMAN	Bobby Miller	Date	4/18/2017	Refusal	No
DRILL RIG	Geoprobe 7822	Start Time	1430	Well Installed	No
SAMPLER	5' MacroCore	End Time	1445	Screen Interval	--

CORE STATS				SAMPLE DESCRIPTION					
Depth	Penetration (inches)	Recovery (inches)	Depth (feet)	PID (ppm)	Measure-ment	Moisture	Lithology (Modified Burmister)	Notes	Sample Details
	60	35	0-5	0.0	4"	Dry	Concrete		
				0.0	31"	Dry	Brown fine to medium SAND, little Gravel		
5	60	50	5-10	0.0	50"	Dry	Brown fine to medium SAND, little Gravel		
									8-10'
10	60	58	10-15	0.0	11"	Dry	Brown fine to medium SAND, little Gravel		
				0.0	47"	Damp	Brown fine CLAY, little Sand		
15							END OF BORING 15'		
20									
25									
30									
35									

NOTES:

1. Stratification lines represent approximate boundaries between soil types.
2. Water level readings have been made in the drill holes at times and under conditions stated on this boring log. Fluctuations in the level of groundwater may occur due to other factors than those present at the time measurements are made.

Weston & Sampson℠

GEOPROBE BORING LOG

Client	Eversource Energy	Boring No.:	B307
Project Name:	Simsbury AWC	Sheet	1 of 1
Project Address:	34 Hopmeadow Street	Project No.	2170111
	Simsbury, CT	Checked By:	J. Willson

Driller Info.		*Project Info.*		*Subsurface*	
BORING Co.	Cummins Envirotech	WSE Geologist	Will Sirotnak	Depth to Water (ft)	--
FOREMAN	Bobby Miller	Date	4/18//2017	Refusal	No
DRILL RIG	Geoprobe 7822	Start Time	1445	Well Installed	No
SAMPLER	5' MacroCore	End Time	1500	Screen Interval	--

CORE STATS				SAMPLE DESCRIPTION					
Depth	Penetration (inches)	Recovery (inches)	Depth (feet)	PID (ppm)	Measure-ment	Moisture	Lithology (Modified Burmister)	Notes	Sample Details
	60	34	0-5	0.0	4"	Dry	Concrete		
				0.0	30"	Dry	Brown fine to medium SAND, little Rock		
5	60	45	5-10	0.0	45"	Dry	Brown fine to medium SAND, little coarse Gravel		
									8-10'
10	60	55	10-15	0.0	11"	Dry	Brown fine SAND, little Gravel		
				0.0	44"	Damp	Brown fine CLAY, little Sand		
15									
							END OF BORING 15'		
20									
25									
30									
35									

NOTES:

1. Stratification lines represent approximate boundaries between soil types.
2. Water level readings have been made in the drill holes at times and under conditions stated on this boring log. Fluctuations in the level of groundwater may occur due to other factors than those present at the time measurements are made.

Weston & Sampson℠

GEOPROBE BORING LOG

Client	Eversource Energy
Project Name:	Simsbury AWC
Project Address:	34 Hopmeadow Street Simsbury, CT

Boring No.:	B308
Sheet	1 of 1
Project No.	2170111
Checked By:	J. Willson

Driller Info.	
BORING Co.	Cummins Envirotech
FOREMAN	Bobby Miller
DRILL RIG	Geoprobe 7822
SAMPLER	5' MacroCore

Project Info.	
WSE Geologist	Will Sirotnak
Date	4/18/2017
Start Time	1505
End Time	1520

Subsurface	
Depth to Water (ft)	12
Refusal	No
Well Installed	No
Screen Interval	--

CORE STATS				SAMPLE DESCRIPTION					
Depth	Penetration (inches)	Recovery (inches)	Depth (feet)	PID (ppm)	Measure-ment	Moisture	Lithology (Modified Burmister)	Notes	Sample Details
	60	0	0-5	0.0	0.0	--	No Recovery		
5	60	42	5-10	0.0	42"	Dry	Brown fine to medium SAND, little Gravel		8-10'
10	60	50	10-15	0.0	10"	Dry	Brown fine SAND, little Gravel		
					40"	Damp	Brown fine CLAY		
15							END OF BORING 15'		
20									
25									
30									
35									

NOTES:

1. Stratification lines represent approximate boundaries between soil types.
2. Water level readings have been made in the drill holes at times and under conditions stated on this boring log. Fluctuations in the level of groundwater may occur due to other factors than those present at the time measurements are made.

Weston & Sampson℠

GEOPROBE BORING LOG

Client	Eversource Energy	Boring No.:	B309
Project Name:	Simsbury AWC	Sheet	1 of 1
Project Address:	34 Hopmeadow Street	Project No.	2170111
	Simsbury, CT	Checked By:	J. Willson

Driller Info.		*Project Info.*		*Subsurface*	
BORING Co.	Cummins Envirotech	WSE Geologist	Will Sirotnak	Depth to Water (ft)	--
FOREMAN	Bobby Miller	Date	4/18/2017	Refusal	No
DRILL RIG	Geoprobe 7822	Start Time	1525	Well Installed	No
SAMPLER	5' MacroCore	End Time	1535	Screen Interval	--

CORE STATS				SAMPLE DESCRIPTION					
Depth	Penetration (inches)	Recovery (inches)	Depth (feet)	PID (ppm)	Measure-ment	Moisture	Lithology (Modified Burmister)	Notes	Sample Details
	60	43	0-5	0.0	4"	Dry	Concrete		
				0.0	39"	Dry	Brown fine to medium SAND, little Gravel		
5	60	52	5-10	0.0	52"	Dry	Brown fine to medium SAND, little Gravel		
									8-10'
10							END OF BORING 10'		
15									
20									
25									
30									
35									

NOTES:

1. Stratification lines represent approximate boundaries between soil types.
2. Water level readings have been made in the drill holes at times and under conditions stated on this boring log. Fluctuations in the level of groundwater may occur due to other factors than those present at the time measurements are made.

Weston & Sampson℠

GEOPROBE BORING LOG

Client	Eversource Energy	Boring No.:	B310
Project Name:	Simsbury AWC	Sheet	1 of 1
Project Address:	34 Hopmeadow Street	Project No.	2170111
	Simsbury, CT	Checked By:	J. Willson

Driller Info.		*Project Info.*		*Subsurface*	
BORING Co.	Cummins Envirotech	WSE Geologist	Will Sirotnak	Depth to Water (ft)	--
FOREMAN	Bobby Miller	Date	4/18/2017	Refusal	No
DRILL RIG	Geoprobe 7822	Start Time	1505	Well Installed	No
SAMPLER	5' MacroCore	End Time	1520	Screen Interval	--

CORE STATS				SAMPLE DESCRIPTION					
Depth	Penetration (inches)	Recovery (inches)	Depth (feet)	PID (ppm)	Measure-ment	Moisture	Lithology (Modified Burmister)	Notes	Sample Details
	60	30	0-5	0.0	4"	Dry	Concrete		
				0.0	26"	Dry	Brown medium to fine SAND, little Gravel		
5	60	41	5-10	0.0	41"	Dry	Brown medium SAND, little Gravel		
									8-10'
10	60	50	10-15	0.0	15"	Dry	Brown medium to fine SAND; little Gravel		
				0.0	35"	Damp	Brown fine CLAY, little Sand		
15							END OF BORING 15'		
20									
25									
30									
35									

NOTES:

1. Stratification lines represent approximate boundaries between soil types.
2. Water level readings have been made in the drill holes at times and under conditions stated on this boring log. Fluctuations in the level of groundwater may occur due to other factors than those present at the time measurements are made.

Weston & Sampson℠

GEOPROBE BORING LOG

Client	Eversource Energy	Boring No.:	B-310A
Project Name:	Simsbury AWC	Sheet	1 of 1
Project Address:	34 Hopmeadow Street	Project No.	2170111
	Simsbury, CT	Checked By:	J. Willson

Driller Info.		*Project Info.*		*Subsurface*	
BORING Co.	Haz-Probe, Inc.	WSE Geologist	Laura Yellen	Depth to Water (ft)	13-13.5
FOREMAN	Frank Meade	Date	9/20/2017	Refusal	No
DRILL RIG	Truck-Mounted Geoprobe 4210	Start Time	1300	Well Installed	No
SAMPLER	4' MacroCore	End Time	1330	Screen Interval	--

CORE STATS							SAMPLE DESCRIPTION		
Depth	Penetration (inches)	Recovery (inches)	Depth (feet)	PID (ppm)	Measure-ment	Moisture	Lithology (Modified Burmister)	Notes	Sample Details
	48	34	0-4	n/a	6"	Dry	Concrete		
					28"	Dry	Brown fine to medium SAND, some fine to coarse Gravel		
	48	37	4-8		12"	Dry	Brown fine to medium SAND, some fine to coarse Gravel		
5					25"	Dry	Brown fine to coarse SAND, some fine to coarse Gravel		6-8'
	48	40	8-12		40"	Dry	Brown fine to coarse SAND, some fine to coarse Gravel, trace red Rock		8-10'
							fragments; faint to moderate petroleum odor @10-12'		
									10-12'
10	48	38	12-16		8"	Dry	Brown fine to coarse SAND; faint to moderate petroleum odor @12-13'		
					30"	Wet	Brown dark brown SILTY SAND; very faint petroleum odor first 6"		
15									
							END OF BORING 16'		
20									
25									
30									
35									

NOTES:

1. Stratification lines represent approximate boundaries between soil types.
2. Water level readings have been made in the drill holes at times and under conditions stated on this boring log. Fluctuations in the level of groundwater may occur due to other factors than those present at the time measurements are made.

Weston & Sampson℠

GEOPROBE BORING LOG

Client	Eversource Energy	Boring No.:	B311
Project Name:	Simsbury AWC	Sheet	1 of 1
Project Address:	34 Hopmeadow Street	Project No.	2170111
	Simsbury, CT	Checked By:	J. Willson

Driller Info.		*Project Info.*		*Subsurface*	
BORING Co.	Cummins Envirotech	WSE Geologist	Will Sirotnak	Depth to Water (ft)	--
FOREMAN	Bobby Miller	Date	4/18/2017	Refusal	No
DRILL RIG	Geoprobe 7822	Start Time	1310	Well Installed	No
SAMPLER	5' MacroCore	End Time	1345	Screen Interval	--

CORE STATS				SAMPLE DESCRIPTION					
Depth	Penetration (inches)	Recovery (inches)	Depth (feet)	PID (ppm)	Measure-ment	Moisture	Lithology (Modified Burmister)	Notes	Sample Details
	60	35	0-5	0.0	3"	Dry	Asphalt		
				0.0	11"	Dry	Coarse GRAVEL and brown medium SAND		
				2.5	21"	Dry	Brown medium SAND, little Gravel		
				1.5					
				1.0					4-6'
5	60	45	5-10	7.5	9"	Dry	Brown medium SAND, little coarse Gravel, slight petroleum odor		
				2.5	36"	Damp	Brown medium SAND		
				0.0					
				0.0					
				0.0					
10							END OF BORING 10'		
15									
20									
25									
30									
35									

NOTES:

1. Stratification lines represent approximate boundaries between soil types.
2. Water level readings have been made in the drill holes at times and under conditions stated on this boring log. Fluctuations in the level of groundwater may occur due to other factors than those present at the time measurements are made.

Weston & Sampson℠

GEOPROBE BORING LOG

Client	Eversource Energy	Boring No.:	B312
Project Name:	Simsbury AWC	Sheet	1 of 1
Project Address:	34 Hopmeadow Street	Project No.	2170111
	Simsbury, CT	Checked By:	J. Willson

Driller Info.		*Project Info.*		*Subsurface*	
BORING Co.	Cummins Envirotech	WSE Geologist	Will Sirotnak	Depth to Water (ft)	11
FOREMAN	Bobby Miller	Date	4/18/2017	Refusal	No
DRILL RIG	Geoprobe 7822	Start Time	1350	Well Installed	No
SAMPLER	5' MacroCore	End Time	1405	Screen Interval	--

CORE STATS				SAMPLE DESCRIPTION					
Depth	Penetration (inches)	Recovery (inches)	Depth (feet)	PID (ppm)	Measure-ment	Moisture	Lithology (Modified Burmister)	Notes	Sample Details
	60	48	0-5	0.0	3"	Dry	Asphalt		
				0.0	26"	Dry	Brown medium SAND, little Silt and Gravel		
				0.0	19"	Dry	Brown medium SAND, little coarse Gravel		
5	60	52	5-10	0.0	52"	Dry	Brown medium SAND, little Gravel		
	60	50	10-15	0.0	30"	Damp	Brown medium to coarse SAND		
10					20"	Damp	Brown fine CLAY, little fine Sand		10-12'
15									
							END OF BORING 15'		
20									
25									
30									
35									

NOTES:

1. Stratification lines represent approximate boundaries between soil types.
2. Water level readings have been made in the drill holes at times and under conditions stated on this boring log. Fluctuations in the level of groundwater may occur due to other factors than those present at the time measurements are made.

Weston & Sampson℠

GEOPROBE BORING LOG

Client	Eversource Energy	Boring No.:	B313
Project Name:	Simsbury AWC	Sheet	1 of 1
Project Address:	34 Hopmeadow Street	Project No.	2170111
	Simsbury, CT	Checked By:	J. Willson

Driller Info.		*Project Info.*		*Subsurface*	
BORING Co.	Cummins Envirotech	WSE Geologist	Will Sirotnak	Depth to Water (ft)	9
FOREMAN	Bobby Miller	Date	4/18/2017	Refusal	No
DRILL RIG	Geoprobe 7822	Start Time	915	Well Installed	No
SAMPLER	5' MacroCore	End Time	955	Screen Interval	--

CORE STATS				SAMPLE DESCRIPTION					
Depth	Penetration (inches)	Recovery (inches)	Depth (feet)	PID (ppm)	Measure-ment	Moisture	Lithology (Modified Burmister)	Notes	Sample Details
	60	35	0-5	0.0	14"	Dry	Brown medium SILT, little Sand and Gravel		
				0.0	21"	Dry	Brown fine to medium SAND		
	60	48	5-10	0.0	29"	Dry	Brown fine to medium SAND		
5				0.0	19"	Damp	Brown medium to coarse SAND		
									8-10'
10							END OF BORING 10'		
15									
20									
25									
30									
35									

NOTES:

1. Stratification lines represent approximate boundaries between soil types.
2. Water level readings have been made in the drill holes at times and under conditions stated on this boring log. Fluctuations in the level of groundwater may occur due to other factors than those present at the time measurements are made.

Weston & Sampson℠

GEOPROBE BORING LOG

Client	Eversource Energy	Boring No.:	B314
Project Name:	Simsbury AWC	Sheet	1 of 1
Project Address:	34 Hopmeadow Street	Project No.	2170111
	Simsbury, CT	Checked By:	J. Willson

Driller Info.		*Project Info.*		*Subsurface*	
BORING Co.	Cummins Envirotech	WSE Geologist	Will Sirotnak	Depth to Water (ft)	12
FOREMAN	Bobby Miller	Date	4/19/2017	Refusal	No
DRILL RIG	Geoprobe 7822	Start Time	1005	Well Installed	No
SAMPLER	5' MacroCore	End Time	1020	Screen Interval	--

CORE STATS				SAMPLE DESCRIPTION					
Depth	Penetration (inches)	Recovery (inches)	Depth (feet)	PID (ppm)	Measure-ment	Moisture	Lithology (Modified Burmister)	Notes	Sample Details
	60	28	0-5	0.0	11"	Dry	Brown medium SILT, little Sand		
				0.0	17"	Dry	Brown fine to medium SAND		
5	60	49	5-10	0.0	49"	Dry	Brown medium SAND		
10	60	50	10-15	0.0	20"	Dry	Brown medium SAND		
				0.0	30"	Damp	Brown medium SAND		11-13'
15							END OF BORING 15'		
20									
25									
30									
35									

NOTES:

1. Stratification lines represent approximate boundaries between soil types.
2. Water level readings have been made in the drill holes at times and under conditions stated on this boring log. Fluctuations in the level of groundwater may occur due to other factors than those present at the time measurements are made.

Weston & Sampson℠

GEOPROBE BORING LOG

Client	Eversource Energy	Boring No.:	B315
Project Name:	Simsbury AWC	Sheet	1 of 1
Project Address:	34 Hopmeadow Street	Project No.	2170111
	Simsbury, CT	Checked By:	J. Willson

Driller Info.		*Project Info.*		*Subsurface*	
BORING Co.	Cummins Envirotech	WSE Geologist	Will Sirotnak	Depth to Water (ft)	12
FOREMAN	Bobby Miller	Date	4/19/2017	Refusal	No
DRILL RIG	Geoprobe 7822	Start Time	1025	Well Installed	No
SAMPLER	5' MacroCore	End Time	1035	Screen Interval	--

CORE STATS				SAMPLE DESCRIPTION					
Depth	Penetration (inches)	Recovery (inches)	Depth (feet)	PID (ppm)	Measure-ment	Moisture	Lithology (Modified Burmister)	Notes	Sample Details
	60	45	0-5	0.0	23"	Dry	Brown medium SILT, little Sand and Gravel		
				0.0	22"	Dry	Brown medium SAND, little Gravel		
5	60	48	5-10	0.0	29"	Dry	Brown medium SAND, little Gravel		
				0.0	19"	Dry	Brown fine SAND		
10	60	50	10-15	0.0	50"	Damp	Brown medium SAND, little Gravel		11-13'
15							END OF BORING 15'		
20									
25									
30									
35									

NOTES:

1. Stratification lines represent approximate boundaries between soil types.
2. Water level readings have been made in the drill holes at times and under conditions stated on this boring log. Fluctuations in the level of groundwater may occur due to other factors than those present at the time measurements are made.

Weston & Sampson℠

GEOPROBE BORING LOG

Client	Eversource Energy
Project Name:	Simsbury AWC
Project Address:	34 Hopmeadow Street Simsbury, CT

Boring No.:	B316
Sheet	1 of 1
Project No.	2170111
Checked By:	J. Willson

Driller Info.	
BORING Co.	Cummins Envirotech
FOREMAN	Bobby Miller
DRILL RIG	Geoprobe 7822
SAMPLER	5' MacroCore

Project Info.	
WSE Geologist	Will Sirotnak
Date	4/19/2017
Start Time	1200
End Time	1220

Subsurface	
Depth to Water (ft)	9
Refusal	No
Well Installed	No
Screen Interval	--

CORE STATS				SAMPLE DESCRIPTION					
Depth	Penetration (inches)	Recovery (inches)	Depth (feet)	PID (ppm)	Measure-ment	Moisture	Lithology (Modified Burmister)	Notes	Sample Details
	60	45	0-5	0.0	2"	Dry	Asphalt		
				0.0	34"	Dry	Brown medium SAND and Gravel		
				0.0	9"	Dry	Brown medium SAND		
5	60	50	5-10	0.0	50"	Damp	Brown medium SAND, little Gravel		8-10'
10							END OF BORING 10'		
15									
20									
25									
30									
35									

NOTES:

1. Stratification lines represent approximate boundaries between soil types.
2. Water level readings have been made in the drill holes at times and under conditions stated on this boring log. Fluctuations in the level of groundwater may occur due to other factors than those present at the time measurements are made.

Weston & Sampson℠

GEOPROBE BORING LOG

Client	Eversource Energy	Boring No.:	B317
Project Name:	Simsbury AWC	Sheet	1 of 1
Project Address:	34 Hopmeadow Street	Project No.	2170111
	Simsbury, CT	Checked By:	J. Willson

Driller Info.		*Project Info.*		*Subsurface*	
BORING Co.	Cummins Envirotech	WSE Geologist	Will Sirotnak	Depth to Water (ft)	10
FOREMAN	Bobby Miller	Date	4/19/2017	Refusal	No
DRILL RIG	Geoprobe 7822	Start Time	1230	Well Installed	No
SAMPLER	5' MacroCore	End Time	1305	Screen Interval	--

CORE STATS				SAMPLE DESCRIPTION					
Depth	Penetration (inches)	Recovery (inches)	Depth (feet)	PID (ppm)	Measure-ment	Moisture	Lithology (Modified Burmister)	Notes	Sample Details
	60	52	0-5	0.0	5"	Dry	Asphalt		
				0.0	47"	Dry	Brown medium SAND, little Gravel		
5	60	53	5-10	0.0	53"	Dry	Brown medium SAND, little Gravel		
10	60	50	10-15	0.0	50"	Damp	Brown medium SAND, little Gravel		9-11'
15							END OF BORING 15'		
20									
25									
30									
35									

NOTES:

1. Stratification lines represent approximate boundaries between soil types.
2. Water level readings have been made in the drill holes at times and under conditions stated on this boring log. Fluctuations in the level of groundwater may occur due to other factors than those present at the time measurements are made.

Weston & Sampson℠

GEOPROBE BORING LOG

Client	Eversource Energy	Boring No.:	B318
Project Name:	Simsbury AWC	Sheet	1 of 1
Project Address:	34 Hopmeadow Street	Project No.	2170111
	Simsbury, CT	Checked By:	J. Willson

Driller Info.		*Project Info.*		*Subsurface*	
BORING Co.	Cummins Envirotech	WSE Geologist	Will Sirotnak	Depth to Water (ft)	12
FOREMAN	Bobby Miller	Date	4/19/2017	Refusal	No
DRILL RIG	Geoprobe 7822	Start Time	1120	Well Installed	No
SAMPLER	5' MacroCore	End Time	1130	Screen Interval	--

CORE STATS				SAMPLE DESCRIPTION					
Depth	Penetration (inches)	Recovery (inches)	Depth (feet)	PID (ppm)	Measure-ment	Moisture	Lithology (Modified Burmister)	Notes	Sample Details
	60	50	0-5	0.0	4"	Dry	Asphalt		
				0.0	46"	Dry	Brown medium SAND, little Silt and Gravel		
5	60	48	5-10	0.0	48"	Dry	Brown medium SAND, little Gravel		
10	60	52	10-15	0.0	52"	Damp	Brown medium to coarse SAND		11-13'
15							END OF BORING 15'		
20									
25									
30									
35									

NOTES:

1. Stratification lines represent approximate boundaries between soil types.
2. Water level readings have been made in the drill holes at times and under conditions stated on this boring log. Fluctuations in the level of groundwater may occur due to other factors than those present at the time measurements are made.

Weston & Sampson℠

GEOPROBE BORING LOG

Client	Eversource Energy	Boring No.:	B319
Project Name:	Simsbury AWC	Sheet	1 of 1
Project Address:	34 Hopmeadow Street	Project No.	2170111
	Simsbury, CT	Checked By:	J. Willson

Driller Info.		*Project Info.*		*Subsurface*	
BORING Co.	Cummins Envirotech	WSE Geologist	Will Sirotnak	Depth to Water (ft)	--
FOREMAN	Bobby Miller	Date	4/19/2017	Refusal	No
DRILL RIG	Geoprobe 7822	Start Time	1405	Well Installed	No
SAMPLER	5' MacroCore	End Time	1420	Screen Interval	--

CORE STATS				SAMPLE DESCRIPTION					
Depth	Penetration (inches)	Recovery (inches)	Depth (feet)	PID (ppm)	Measure-ment	Moisture	Lithology (Modified Burmister)	Notes	Sample Details
	60	51	0-5	0.0	4"	Dry	Asphalt		
				0.0	16"	Dry	Brown medium SAND, little Gravel		
				0.0	31"	Dry	Brown fine SAND, little Gravel		
5	60	50	5-10	2.0	50"	Dry	Brown fine to medium SAND		
									8-10'
10	60	52	10-15	2.0	21"	Dry	Brown medium SAND and Gravel		10-12'
				2.5	31"	Damp	Brown medium SAND		
15							END OF BORING 15'		
20									
25									
30									
35									

NOTES:

1. Stratification lines represent approximate boundaries between soil types.
2. Water level readings have been made in the drill holes at times and under conditions stated on this boring log. Fluctuations in the level of groundwater may occur due to other factors than those present at the time measurements are made.

Weston & Sampson℠

GEOPROBE BORING LOG

Client	Eversource Energy	Boring No.:	B320
Project Name:	Simsbury AWC	Sheet	1 of 1
Project Address:	34 Hopmeadow Street	Project No.	2170111
	Simsbury, CT	Checked By:	J. Willson

Driller Info.		*Project Info.*		*Subsurface*	
BORING Co.	Cummins Envirotech	WSE Geologist	Will Sirotnak	Depth to Water (ft)	12
FOREMAN	Bobby Miller	Date	4/19/2017	Refusal	No
DRILL RIG	Geoprobe 7822	Start Time	1435	Well Installed	No
SAMPLER	5' MacroCore	End Time	1437	Screen Interval	--

CORE STATS				SAMPLE DESCRIPTION					
Depth	Penetration (inches)	Recovery (inches)	Depth (feet)	PID (ppm)	Measure-ment	Moisture	Lithology (Modified Burmister)	Notes	Sample Details
	60	50	0-5	0.0	4"	Dry	Asphalt		
				0.0	16"	Dry	Brown medium SAND, little Gravel		
				0.0	30"	Dry	Brown fine to medium SAND		
5	60	48	5-10	0.0	48"	Dry	Brown medium SAND, little Gravel		
									9-11'
10	60	50	10-15	0.0	20"	Dry	Brown medium SAND, little Gravel		
				0.0	30"	Damp	Brown fine SAND		
15									
							END OF BORING 15'		
20									
25									
30									
35									

NOTES:

1. Stratification lines represent approximate boundaries between soil types.
2. Water level readings have been made in the drill holes at times and under conditions stated on this boring log. Fluctuations in the level of groundwater may occur due to other factors than those present at the time measurements are made.

Weston & Sampson℠

GEOPROBE BORING LOG

Client	Eversource Energy	Boring No.:	B321
Project Name:	Simsbury AWC	Sheet	1 of 1
Project Address:	34 Hopmeadow Street	Project No.	2170111
	Simsbury, CT	Checked By:	J. Willson

Driller Info.		*Project Info.*		*Subsurface*	
BORING Co.	Cummins Envirotech	WSE Geologist	Will Sirotnak	Depth to Water (ft)	13
FOREMAN	Bobby Miller	Date	4/19/2017	Refusal	No
DRILL RIG	Geoprobe 7822	Start Time	1440	Well Installed	No
SAMPLER	5' MacroCore	End Time	1450	Screen Interval	--

CORE STATS				SAMPLE DESCRIPTION					
Depth	Penetration (inches)	Recovery (inches)	Depth (feet)	PID (ppm)	Measure-ment	Moisture	Lithology (Modified Burmister)	Notes	Sample Details
	60	42	0-5	0.0	3"	Dry	Asphalt		
				0.0	39"	Dry	Brown medium SAND and coarse Gravel		
5	60	8	5-10	0.0	8"	Dry	Brown medium SAND, little Gravel		
10	60	50	10-15	0.0	50"	Damp	Brown fine to medium SAND, little Gravel		10-12'
15							END OF BORING 15'		
20									
25									
30									
35									

NOTES:

1. Stratification lines represent approximate boundaries between soil types.
2. Water level readings have been made in the drill holes at times and under conditions stated on this boring log. Fluctuations in the level of groundwater may occur due to other factors than those present at the time measurements are made.

Weston & Sampson℠

GEOPROBE BORING LOG

Client	Eversource Energy	Boring No.:	B322
Project Name:	Simsbury AWC	Sheet	1 of 1
Project Address:	34 Hopmeadow Street	Project No.	2170111
	Simsbury, CT	Checked By:	J. Willson

Driller Info.		*Project Info.*		*Subsurface*	
BORING Co.	Cummins Envirotech	WSE Geologist	Will Sirotnak	Depth to Water (ft)	12.5
FOREMAN	Bobby Miller	Date	4/19/2017	Refusal	No
DRILL RIG	Geoprobe 7822	Start Time	1452	Well Installed	No
SAMPLER	5' MacroCore	End Time		Screen Interval	--

CORE STATS				SAMPLE DESCRIPTION					
Depth	Penetration (inches)	Recovery (inches)	Depth (feet)	PID (ppm)	Measure-ment	Moisture	Lithology (Modified Burmister)	Notes	Sample Details
	60	47	0-5	0.0	2"	Dry	Asphalt		
				0.0	12"	Dry	Brown medium SAND, little Gravel		
				0.0	33"	Dry	Brown fine to medium SAND		
5	60	50	5-10	0.0	50"	Dry	Brown fine SAND		
									8-10'
10	60	46	10-15	0.0	46"	Damp	Brown fine to medium SAND		10-12'
15									
							END OF BORING 15'		
20									
25									
30									
35									

NOTES:

1. Stratification lines represent approximate boundaries between soil types.
2. Water level readings have been made in the drill holes at times and under conditions stated on this boring log. Fluctuations in the level of groundwater may occur due to other factors than those present at the time measurements are made.

Weston & Sampson℠

GEOPROBE BORING LOG

Client	Eversource Energy	Boring No.:	B323
Project Name:	Simsbury AWC	Sheet	1 of 1
Project Address:	34 Hopmeadow Street	Project No.	2170111
	Simsbury, CT	Checked By:	J. Willson

Driller Info.		*Project Info.*		*Subsurface*	
BORING Co.	Cummins Envirotech	WSE Geologist	Will Sirotnak	Depth to Water (ft)	--
FOREMAN	Bobby Miller	Date	4/20/2017	Refusal	Yes (12')
DRILL RIG	Geoprobe 7822	Start Time	900	Well Installed	No
SAMPLER	5' MacroCore	End Time	910	Screen Interval	--

CORE STATS				SAMPLE DESCRIPTION					
Depth	Penetration (inches)	Recovery (inches)	Depth (feet)	PID (ppm)	Measure-ment	Moisture	Lithology (Modified Burmister)	Notes	Sample Details
	60	40	0-5	0.0	3"	Dry	Asphalt		
				0.0	13"	Dry	Brown medium SAND and Gravel		
				0.0	24"	Dry	Brown medium SAND		
5	60	38	5-10	0.0	38"	Dry	Brown medium SAND, little Gravel		
	24	15	10-15	0.0	15"	Damp	Brown medium SAND, little Gravel		9-11'
10							Refusal at 12'		
							END OF BORING 12'		
15									
20									
25									
30									
35									

NOTES:

1. Stratification lines represent approximate boundaries between soil types.
2. Water level readings have been made in the drill holes at times and under conditions stated on this boring log. Fluctuations in the level of groundwater may occur due to other factors than those present at the time measurements are made.

Weston & Sampson℠

GEOPROBE BORING LOG

Client	Eversource Energy	Boring No.:	B324
Project Name:	Simsbury AWC	Sheet	1 of 1
Project Address:	34 Hopmeadow Street	Project No.	2170111
	Simsbury, CT	Checked By:	J. Willson

Driller Info.		*Project Info.*		*Subsurface*	
BORING Co.	Cummins Envirotech	WSE Geologist	Will Sirotnak	Depth to Water (ft)	12
FOREMAN	Bobby Miller	Date	4/20/2017	Refusal	No
DRILL RIG	Geoprobe 7822	Start Time	920	Well Installed	No
SAMPLER	5' MacroCore	End Time	940	Screen Interval	--

CORE STATS				SAMPLE DESCRIPTION					
Depth	Penetration (inches)	Recovery (inches)	Depth (feet)	PID (ppm)	Measure-ment	Moisture	Lithology (Modified Burmister)	Notes	Sample Details
	60	35	0-5	0.0	2"	Dry	Asphalt		
				0.0	33"	Dry	Brown medium SAND and Gravel		
	60	42	5-10	0.0	42"	Dry	Brown medium SAND, little Gravel		
5									
									8-10'
	60		10-15	0.5		Dry	Brown medium SAND		
10				0.5		Damp	Brown medium SAND		
15									
							END OF BORING 15'		
20									
25									
30									
35									

NOTES:

1. Stratification lines represent approximate boundaries between soil types.
2. Water level readings have been made in the drill holes at times and under conditions stated on this boring log. Fluctuations in the level of groundwater may occur due to other factors than those present at the time measurements are made.

Weston & Sampson℠

GEOPROBE BORING LOG

Client	Eversource Energy	Boring No.:	B325
Project Name:	Simsbury AWC	Sheet	1 of 1
Project Address:	34 Hopmeadow Street	Project No.	2170111
	Simsbury, CT	Checked By:	J. Willson

Driller Info.		*Project Info.*		*Subsurface*	
BORING Co.	Cummins Envirotech	WSE Geologist	Will Sirotnak	Depth to Water (ft)	9.5
FOREMAN	Bobby Miller	Date	4/20/2017	Refusal	No
DRILL RIG	Geoprobe 7822	Start Time	945	Well Installed	No
SAMPLER	5' MacroCore	End Time	1000	Screen Interval	--

CORE STATS				SAMPLE DESCRIPTION					
Depth	Penetration (inches)	Recovery (inches)	Depth (feet)	PID (ppm)	Measure-ment	Moisture	Lithology (Modified Burmister)	Notes	Sample Details
	60	44	0-5	0.0	2"	Dry	Asphalt		
				0.0	16"	Dry	Brown medium SAND, little Gravel		
				0.0	26"	Dry	Brown medium to fine SAND		
5	60	55	5-10	0.0	33"	Dry	Brown medium SAND, little Gravel		
				0.0	22"	Dry	Brown fine CLAY		
									8-10'
10	60	53	10-15	0.0	53"	Damp	Brown fine CLAY, little Sand		
15							END OF BORING 15'		
20									
25									
30									
35									

NOTES:

1. Stratification lines represent approximate boundaries between soil types.
2. Water level readings have been made in the drill holes at times and under conditions stated on this boring log. Fluctuations in the level of groundwater may occur due to other factors than those present at the time measurements are made.

Weston & Sampson℠

GEOPROBE BORING LOG

Client	Eversource Energy	Boring No.:	B326
Project Name:	Simsbury AWC	Sheet	1 of 1
Project Address:	34 Hopmeadow Street	Project No.	2170111
	Simsbury, CT	Checked By:	J. Willson

Driller Info.		*Project Info.*		*Subsurface*	
BORING Co.	Cummins Envirotech	WSE Geologist	Will Sirotnak	Depth to Water (ft)	7
FOREMAN	Bobby Miller	Date	4/20/2017	Refusal	No
DRILL RIG	Geoprobe 7822	Start Time	1005	Well Installed	No
SAMPLER	5' MacroCore	End Time	1015	Screen Interval	--

CORE STATS				SAMPLE DESCRIPTION					
Depth	Penetration (inches)	Recovery (inches)	Depth (feet)	PID (ppm)	Measure-ment	Moisture	Lithology (Modified Burmister)	Notes	Sample Details
	60	43	0-5	0.0	2"	Dry	Asphalt		
				0.0	19"	Dry	Brown medium SAND, little Gravel		
				0.0	22"	Dry	Brown medium SAND		
	60	47	5-10	0.5	19"	Dry	Brown medium SAND		
5				0.7	19"	Wet	Brown medium SAND		
				0.5	9"	Wet	Brown medium CLAY		6-8'
10							END OF BORING 10'		
15									
20									
25									
30									
35									

NOTES:

1. Stratification lines represent approximate boundaries between soil types.
2. Water level readings have been made in the drill holes at times and under conditions stated on this boring log. Fluctuations in the level of groundwater may occur due to other factors than those present at the time measurements are made.

Weston & Sampson℠

GEOPROBE BORING LOG

Client	Eversource Energy	Boring No.:	B327
Project Name:	Simsbury AWC	Sheet	1 of 1
Project Address:	34 Hopmeadow Street	Project No.	2170111
	Simsbury, CT	Checked By:	J. Willson

Driller Info.		*Project Info.*		*Subsurface*	
BORING Co.	Cummins Envirotech	WSE Geologist	Will Sirotnak	Depth to Water (ft)	7.5
FOREMAN	Bobby Miller	Date	4/20/2017	Refusal	No
DRILL RIG	Geoprobe 7822	Start Time	1025	Well Installed	No
SAMPLER	5' MacroCore	End Time	1032	Screen Interval	--

CORE STATS				SAMPLE DESCRIPTION					
Depth	Penetration (inches)	Recovery (inches)	Depth (feet)	PID (ppm)	Measure-ment	Moisture	Lithology (Modified Burmister)	Notes	Sample Details
	60	48	0-5	0.0	3"	Dry	Asphalt		
				0.0	25"	Dry	Brown medium SAND, little Gravel		
				0.0	20"	Dry	Brown medium SAND		
	60	35	5-10	0.7	18"	Dry	Brown medium SAND		
5				1.0	17"	Damp	ROCK, little Sand		
									6-8'
10							END OF BORING 10'		
15									
20									
25									
30									
35									

NOTES:

1. Stratification lines represent approximate boundaries between soil types.
2. Water level readings have been made in the drill holes at times and under conditions stated on this boring log. Fluctuations in the level of groundwater may occur due to other factors than those present at the time measurements are made.

Weston & Sampson℠

GEOPROBE BORING LOG

Client	Eversource Energy	Boring No.:	B328
Project Name:	Simsbury AWC	Sheet	1 of 1
Project Address:	34 Hopmeadow Street	Project No.	2170111
	Simsbury, CT	Checked By:	J. Willson

Driller Info.		*Project Info.*		*Subsurface*	
BORING Co.	Cummins Envirotech	WSE Geologist	Will Sirotnak	Depth to Water (ft)	10
FOREMAN	Bobby Miller	Date	4/20/2017	Refusal	No
DRILL RIG	Geoprobe 7822	Start Time	1035	Well Installed	No
SAMPLER	5' MacroCore	End Time	1048	Screen Interval	--

CORE STATS				SAMPLE DESCRIPTION					
Depth	Penetration (inches)	Recovery (inches)	Depth (feet)	PID (ppm)	Measure-ment	Moisture	Lithology (Modified Burmister)	Notes	Sample Details
	60	42	0-5	0.0	3"	Dry	Asphalt		
				0.0	14"	Dry	Brown medium SAND, little Gravel		
				0.0	25"	Dry	Brown medium SAND		
5	60	51	5-10	0.0	41"	Dry	Brown medium SAND		
				0.0	10"	Dry	Brown fine CLAY		
10	60	57	10-15	0.0	20"	Wet	Brown medium SAND, little Clay		9-11'
				0.0	37"	Wet	Brown fine CLAY		
15									
							END OF BORING 15'		
20									
25									
30									
35									

NOTES:

1. Stratification lines represent approximate boundaries between soil types.
2. Water level readings have been made in the drill holes at times and under conditions stated on this boring log. Fluctuations in the level of groundwater may occur due to other factors than those present at the time measurements are made.

Weston & Sampson℠

GEOPROBE BORING LOG

Client	Eversource Energy	Boring No.:	B329
Project Name:	Simsbury AWC	Sheet	1 of 1
Project Address:	34 Hopmeadow Street	Project No.	2170111
	Simsbury, CT	Checked By:	J. Willson

Driller Info.		*Project Info.*		*Subsurface*	
BORING Co.	Cummins Envirotech	WSE Geologist	Will Sirotnak	Depth to Water (ft)	9
FOREMAN	Bobby Miller	Date	4/20/2017	Refusal	No
DRILL RIG	Geoprobe 7822	Start Time	1100	Well Installed	No
SAMPLER	5' MacroCore	End Time	1120	Screen Interval	--

CORE STATS				SAMPLE DESCRIPTION					
Depth	Penetration (inches)	Recovery (inches)	Depth (feet)	PID (ppm)	Measure-ment	Moisture	Lithology (Modified Burmister)	Notes	Sample Details
	60	46	0-5	0.0	3"	Dry	Asphalt		
				0.0	15"	Dry	Brown medium SAND, little Gravel		
				0.0	28"	Dry	Brown medium SAND		
				0.0					
	60	41	5-10	0.0	16"	Dry	Brown medium SAND, trace Gravel		
5				0.5	17"	Dry	Brown medium SAND		
				0.0	8"	Damp	Brown medium SAND, little Asphalt		
									8-10'
	60	55	10-15	0.0	11"	Damp	Brown medium SAND, little Clay, little Gravel		
10				0.0	44"	Damp	Brown fine CLAY		10-12'
15									
							END OF BORING 15'		
20									
25									
30									
35									

NOTES:

1. Stratification lines represent approximate boundaries between soil types.
2. Water level readings have been made in the drill holes at times and under conditions stated on this boring log. Fluctuations in the level of groundwater may occur due to other factors than those present at the time measurements are made.

Weston & Sampson℠

GEOPROBE BORING LOG

Client	Eversource Energy	Boring No.:	B330
Project Name:	Simsbury AWC	Sheet	1 of 1
Project Address:	34 Hopmeadow Street	Project No.	2170111
	Simsbury, CT	Checked By:	J. Willson

Driller Info.		*Project Info.*		*Subsurface*	
BORING Co.	Cummins Envirotech	WSE Geologist	Will Sirotnak	Depth to Water (ft)	9.5
FOREMAN	Bobby Miller	Date	4/20/2017	Refusal	No
DRILL RIG	Geoprobe 7822	Start Time	1125	Well Installed	No
SAMPLER	5' MacroCore	End Time		Screen Interval	--

CORE STATS				SAMPLE DESCRIPTION					
Depth	Penetration (inches)	Recovery (inches)	Depth (feet)	PID (ppm)	Measure-ment	Moisture	Lithology (Modified Burmister)	Notes	Sample Details
	60	40	0-5	0.0	3"	Dry	Asphalt		
				0.0	11"	Dry	Brown medium SAND, little Gravel		
				0.0	26"	Dry	Brown medium SAND		
	60	52	5-10	0.0	42"	Dry	Brown medium SAND		
5				0.0	10"	Damp	Brown medium SAND - slight dark spot and slight petroleum odor at 9.5'		
	60	55	10-15	0.0	22"	Wet	Brown medium SAND, little Gravel		9-11'
10				0.0	33"	Wet	Brown fine CLAY		
							Slight stain petroleum odor at 10'		11-13'
15							END OF BORING 15'		
20									
25									
30									
35									

NOTES:

1. Stratification lines represent approximate boundaries between soil types.
2. Water level readings have been made in the drill holes at times and under conditions stated on this boring log. Fluctuations in the level of groundwater may occur due to other factors than those present at the time measurements are made.

Weston & Sampson℠

GEOPROBE BORING LOG

Client	Eversource Energy	Boring No.:	B331
Project Name:	Simsbury AWC	Sheet	1 of 1
Project Address:	34 Hopmeadow Street	Project No.	2170111
	Simsbury, CT	Checked By:	J. Willson

Driller Info.		*Project Info.*		*Subsurface*	
BORING Co.	Cummins Envirotech	WSE Geologist	Will Sirotnak	Depth to Water (ft)	10
FOREMAN	Bobby Miller	Date	4/20/2017	Refusal	No
DRILL RIG	Geoprobe 7822	Start Time	1200	Well Installed	No
SAMPLER	5' MacroCore	End Time	1210	Screen Interval	--

CORE STATS				SAMPLE DESCRIPTION					
Depth	Penetration (inches)	Recovery (inches)	Depth (feet)	PID (ppm)	Measure-ment	Moisture	Lithology (Modified Burmister)	Notes	Sample Details
	60	51	0-5	0.0	5"	Dry	Process GRAVEL, some brown medium Sand		
				0.0	5"	Dry	Brown medium SILT, little Sand		
				0.0	41"	Dry	Brown medium SAND, little Gravel		
5	60	53	5-10	0.0	53"	Damp	Brown medium SAND, little Gravel		
									8-10'
10							END OF BORING 10'		
15									
20									
25									
30									
35									

NOTES:

1. Stratification lines represent approximate boundaries between soil types.
2. Water level readings have been made in the drill holes at times and under conditions stated on this boring log. Fluctuations in the level of groundwater may occur due to other factors than those present at the time measurements are made.

Weston & Sampson℠

GEOPROBE BORING LOG

Client	Eversource Energy	Boring No.:	B332
Project Name:	Simsbury AWC	Sheet	1 of 1
Project Address:	34 Hopmeadow Street	Project No.	2170111
	Simsbury, CT	Checked By:	J. Willson

Driller Info.		*Project Info.*		*Subsurface*	
BORING Co.	Cummins Envirotech	WSE Geologist	Will Sirotnak	Depth to Water (ft)	9
FOREMAN	Bobby Miller	Date	4/20/2017	Refusal	No
DRILL RIG	Geoprobe 7822	Start Time	1212	Well Installed	No
SAMPLER	5' MacroCore	End Time	1225	Screen Interval	--

CORE STATS				SAMPLE DESCRIPTION					
Depth	Penetration (inches)	Recovery (inches)	Depth (feet)	PID (ppm)	Measure-ment	Moisture	Lithology (Modified Burmister)	Notes	Sample Details
	60	50	0-5	0.0	2"	Dry	Process GRAVEL and medium SAND		
				0.0	48"	Dry	Brown medium SAND, some Gravel		
5	60		5-10	0.0		Dry	Brown medium SAND		
				0.0		Damp	Brown medium SAND		
									8-10'
10							END OF BORING 10'		
15									
20									
25									
30									
35									

NOTES:

1. Stratification lines represent approximate boundaries between soil types.
2. Water level readings have been made in the drill holes at times and under conditions stated on this boring log. Fluctuations in the level of groundwater may occur due to other factors than those present at the time measurements are made.

Weston & Sampson℠

GEOPROBE BORING LOG

Client	Eversource Energy	Boring No.:	B-501
Project Name:	Simsbury AWC	Sheet	1 of 1
Project Address:	34 Hopmeadow Street	Project No.	2170111
	Simsbury, CT	Checked By:	J. Willson

Driller Info.		*Project Info.*		*Subsurface*	
BORING Co.	Haz-Probe, Inc.	WSE Geologist	Laura Yellen	Depth to Water (ft)	--
FOREMAN	Frank Meade	Date	9/20/2017	Refusal	No
DRILL RIG	Porta Probe	Start Time	945	Well Installed	No
SAMPLER	2' and 4' MacroCore	End Time	1000	Screen Interval	--

CORE STATS							SAMPLE DESCRIPTION		
Depth	Penetration (inches)	Recovery (inches)	Depth (feet)	PID (ppm)	Measure-ment	Moisture	Lithology (Modified Burmiter)	Notes	Sample Details
	24	22	0-2	n/a	2"	Dry	Topsoil		
					20"	Dry	Brown fine to medium SAND, trace fine to coarse Gravel		1-3'
	24	23	2-4		23"	Dry	Brown fine to medium SAND, trace fine to coarse Gravel	*1	
									3-5'
5									
	48	35	4-8		10"	Dry	Brown fine to medium SAND, trace fine to coarse Gravel		6-8'
					25"	Dry	Brown fine to coarse SAND, some fine to coarse Gravel		
							END OF BORING 8'		
10									
15									
20									
25									
30									
35									

NOTES:
*1 2-4' sleeve had 2" recovery; off set to retrieve 2-4' sample

1. Stratification lines represent approximate boundaries between soil types.
2. Water level readings have been made in the drill holes at times and under conditions stated on this boring log. Fluctuations in the level of groundwater may occur due to other factors than those present at the time measurements are made.

Weston & Sampson℠

GEOPROBE BORING LOG

Client	Eversource Energy	Boring No.:	B-502
Project Name:	Simsbury AWC	Sheet	1 of 1
Project Address:	34 Hopmeadow Street	Project No.	2170111
	Simsbury, CT	Checked By:	J. Willson

Driller Info.		*Project Info.*		*Subsurface*	
BORING Co.	Haz-Probe, Inc.	WSE Geologist	Laura Yellen	Depth to Water (ft)	--
FOREMAN	Frank Meade	Date	9/20/2017	Refusal	No
DRILL RIG	Porta Probe	Start Time	1005	Well Installed	No
SAMPLER	2' and 4' MacroCore	End Time	1015	Screen Interval	--

CORE STATS				SAMPLE DESCRIPTION					
Depth	Penetration (inches)	Recovery (inches)	Depth (feet)	PID (ppm)	Measure-ment	Moisture	Lithology (Modified Burmister)	Notes	Sample Details
	24	17	0-2	n/a	2"	Dry	Topsoil		
					15"	Dry	Brown fine to medium SAND, trace fine to coarse Gravel		1-3'
	24	24	2-4		24"	Dry	Brown fine to coarse SAND, trace fine to coarse Gravel		
									3-5'
5									
	48	36	4-8		36"	Dry	Brown fine to coarse SAND, some fine to coarse Gravel		6-8'
							END OF BORING 8'		
10									
15									
20									
25									
30									
35									

NOTES:

1. Stratification lines represent approximate boundaries between soil types.
2. Water level readings have been made in the drill holes at times and under conditions stated on this boring log. Fluctuations in the level of groundwater may occur due to other factors than those present at the time measurements are made.

Weston & Sampson℠

GEOPROBE BORING LOG

Client	Eversource Energy	Boring No.:	B-503
Project Name:	Simsbury AWC	Sheet	1 of 1
Project Address:	34 Hopmeadow Street Simsbury, CT	Project No.	2170111
		Checked By:	J. Willson

Driller Info.		*Project Info.*		*Subsurface*	
BORING Co.	Haz-Probe, Inc.	WSE Geologist	Laura Yellen	Depth to Water (ft)	--
FOREMAN	Frank Meade	Date	9/20/2017	Refusal	No
DRILL RIG	Truck-Mounted Geoprobe 4210	Start Time	1030	Well Installed	No
SAMPLER	4' MacroCore	End Time	1045	Screen Interval	--

CORE STATS							SAMPLE DESCRIPTION		
Depth	Penetration (inches)	Recovery (inches)	Depth (feet)	PID (ppm)	Measure-ment	Moisture	Lithology (Modified Burmister)	Notes	Sample Details
	48	41	0-4	n/a	6"	--	Asphalt		
					6"	Dry	Subbase, dark brown fine to medium SAND, trace Silt and fine to coarse Gravel, trace Asphalt pieces		1-3'
					29"	Dry	Brown fine to medium SAND, some fine to coarse Gravel, trace Silt		3-5'
	48	32	4-8		12"	Dry	Brown fine to medium SAND, some fine to coarse Gravel, trace Silt		
5					20"	Dry	Brown fine to coarse SAND, some fine to coarse Gravel		6-8'
							END OF BORING 8'		
10									
15									
20									
25									
30									
35									

NOTES:

1. Stratification lines represent approximate boundaries between soil types.
2. Water level readings have been made in the drill holes at times and under conditions stated on this boring log. Fluctuations in the level of groundwater may occur due to other factors than those present at the time measurements are made.

Weston & Sampson℠

GEOPROBE BORING LOG

Client	Eversource Energy
Project Name:	Simsbury AWC
Project Address:	34 Hopmeadow Street Simsbury, CT

Boring No.:	B-504
Sheet	1 of 1
Project No.	2170111
Checked By:	J. Willson

Driller Info.	
BORING Co.	Haz-Probe, Inc.
FOREMAN	Frank Meade
DRILL RIG	Truck-Mounted Geoprobe 4210
SAMPLER	4' MacroCore

Project Info.	
WSE Geologist	Laura Yellen
Date	9/20/2017
Start Time	1110
End Time	1115

Subsurface	
Depth to Water (ft)	--
Refusal	No
Well Installed	No
Screen Interval	--

CORE STATS				SAMPLE DESCRIPTION					
Depth	Penetration (inches)	Recovery (inches)	Depth (feet)	PID (ppm)	Measure-ment	Moisture	Lithology (Modified Burmister)	Notes	Sample Details
	48	40	0-4	n/a	6"	Dry	Asphalt		
					6"	Dry	Subbase, dark brown to black fine to medium SAND, some fine to coarse Gravel, trace Silt, trace Asphalt pieces		1-3'
					28"	Dry	Brown fine to medium SAND, some Silt, trace fine to coarse Gravel		3-5'
	48	35	4-8		6"	Dry	Brown fine to medium SAND, some Silt, trace fine to coarse Gravel		
5					29"	Dry	Brown fine to coarse SAND, trace fine to coarse Gravel		6-8'
							END OF BORING 8'		
10									
15									
20									
25									
30									
35									

NOTES:

1. Stratification lines represent approximate boundaries between soil types.
2. Water level readings have been made in the drill holes at times and under conditions stated on this boring log. Fluctuations in the level of groundwater may occur due to other factors than those present at the time measurements are made.

Weston & Sampson℠

GEOPROBE BORING LOG

Client	Eversource Energy
Project Name:	Simsbury AWC
Project Address:	34 Hopmeadow Street Simsbury, CT

Boring No.:	B-505
Sheet	1 of 1
Project No.	2170111
Checked By:	J. Willson

Driller Info.	
BORING Co.	Haz-Probe, Inc.
FOREMAN	Frank Meade
DRILL RIG	Truck-Mounted Geoprobe 4210
SAMPLER	4' MacroCore

Project Info.	
WSE Geologist	Laura Yellen
Date	9/20/2017
Start Time	1110
End Time	1115

Subsurface	
Depth to Water (ft)	--
Refusal	No
Well Installed	No
Screen Interval	--

CORE STATS				SAMPLE DESCRIPTION					
Depth	Penetration (inches)	Recovery (inches)	Depth (feet)	PID (ppm)	Measure-ment	Moisture	Lithology (Modified Burmister)	Notes	Sample Details
	48	40	0-4	n/a	6"	Dry	Asphalt		
					6"	Dry	Subbase, dark brown fine to medium SAND, trace fine to coarse Gravel, trace Asphalt pieces		1-3'
					28"	Dry	Brown fine to medium SAND, some fine to coarse Gravel, trace Silt		3-5'
5	48	36	4-8		6"	Dry	Brown fine to medium SAND, some fine to coarse Gravel, trace Silt		
					30"	Dry	Brown fine to coarse SAND, trace fine to coarse Gravel		6-8'
							END OF BORING 8'		
10									
15									
20									
25									
30									
35									

NOTES:

1. Stratification lines represent approximate boundaries between soil types.
2. Water level readings have been made in the drill holes at times and under conditions stated on this boring log. Fluctuations in the level of groundwater may occur due to other factors than those present at the time measurements are made.

Weston & Sampson℠

GEOPROBE BORING LOG

Client	Eversource Energy	Boring No.:	B-506
Project Name:	Simsbury AWC	Sheet	1 of 1
Project Address:	34 Hopmeadow Street	Project No.	2170111
	Simsbury, CT	Checked By:	J. Willson

Driller Info.		*Project Info.*		*Subsurface*	
BORING Co.	Haz-Probe, Inc.	WSE Geologist	Laura Yellen	Depth to Water (ft)	--
FOREMAN	Frank Meade	Date	9/20/2017	Refusal	No
DRILL RIG	Truck-Mounted Geoprobe 4210	Start Time	1125	Well Installed	No
SAMPLER	4' MacroCore	End Time	1130	Screen Interval	--

CORE STATS				SAMPLE DESCRIPTION					
Depth	Penetration (inches)	Recovery (inches)	Depth (feet)	PID (ppm)	Measure-ment	Moisture	Lithology (Modified Burmister)	Notes	Sample Details
	48	40	0-4	n/a	6"	Dry	Asphalt		
					6"	Dry	Subbase, dark brown fine to medium SAND, some fine to coarse Gravel, trace Asphalt pieces		1-3'
					28"	Dry	Brown fine to medium SAND, some fine to coarse Gravel		3-5'
	48	34	4-8		5"	Dry	Brown fine to medium SAND, some fine to coarse Gravel		
5					30"	Dry	Brown fine to coarse SAND, some fine to coarse Gravel, trace Silt		6-8'
							END OF BORING 8'		
10									
15									
20									
25									
30									
35									

NOTES:

1. Stratification lines represent approximate boundaries between soil types.
2. Water level readings have been made in the drill holes at times and under conditions stated on this boring log. Fluctuations in the level of groundwater may occur due to other factors than those present at the time measurements are made.

Weston & Sampson℠

GEOPROBE BORING LOG

Client	Eversource Energy	Boring No.:	B-507
Project Name:	Simsbury AWC	Sheet	1 of 1
Project Address:	34 Hopmeadow Street Simsbury, CT	Project No.	2170111
		Checked By:	J. Willson

Driller Info.		*Project Info.*		*Subsurface*	
BORING Co.	Haz-Probe, Inc.	WSE Geologist	Laura Yellen	Depth to Water (ft)	--
FOREMAN	Frank Meade	Date	9/20/2017	Refusal	No
DRILL RIG	Truck-Mounted Geoprobe 4210	Start Time	1125	Well Installed	No
SAMPLER	4' MacroCore	End Time	1130	Screen Interval	--

CORE STATS							SAMPLE DESCRIPTION		
Depth	Penetration (inches)	Recovery (inches)	Depth (feet)	PID (ppm)	Measure-ment	Moisture	Lithology (Modified Burmister)	Notes	Sample Details
	48	40	0-4	n/a	6"	Dry	Asphalt		
					6"	Dry	Subbase, dark brown fine to medium SAND, some fine to coarse Gravel, trace Asphalt pieces and chunks		1-3'
					28"	Dry	Brown fine to medium SAND, some fine to coarse Gravel		3-5'
	48	35	4-8		5"	Dry	Brown fine to medium SAND, trace fine to coarse Gravel		
5					30"	Dry	Brown fine to coarse SAND, trace fine to coarse Gravel		6-8'
							END OF BORING 8'		
10									
15									
20									
25									
30									
35									

NOTES:

1. Stratification lines represent approximate boundaries between soil types.
2. Water level readings have been made in the drill holes at times and under conditions stated on this boring log. Fluctuations in the level of groundwater may occur due to other factors than those present at the time measurements are made.

PROJECT NAME/NO.	Simsbury AWC			**MONITORING WELL NO.**
LOCATION	Simsbury, CT			**MW-200**
CLIENT	Eversource			ELEVATION
CONTRACTOR	CEI	DRILLER	Bob Miller	TOP OF PVC
OBSERVED BY	WVS	DATE	4/19/17	DEPTH TO GROUNDWATER FROM
CHECKED BY	GP	DATE	4/30/18	TOP OF PVC

GROUND ELEVATION

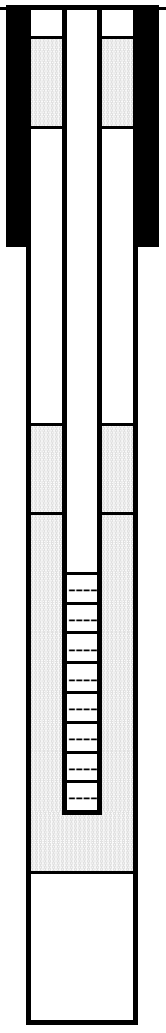

<---------	FLUSH-MOUNTED ROADBOX	(GROUND SURFACE)
|	THICKNESS OF SURFACE SEAL(S)	0.5'
<---------	TYPE OF SURFACE SEAL(S)	Concrete
|	TYPE OF SURFACE CASING	Stand Pipe
<---------	ID OF SURFACE CASING	
<---------	DEPTH BOTTOM OF CASING	2'
|	ID OF RISER PIPE	2"
<---------	TYPE OF RISER PIPE	PVC
<---------	TYPE OF BACKFILL AROUND RISER PIPE	#0 Silica Sand
|	DEPTH TOP OF SEAL	6'
<---------	TYPE OF SEAL	Bentonite
|	DEPTH BOTTOM OF SEAL/TOP OF SAND COLUMN	8'
<---------	DEPTH TOP OF SCREEN	8'
|	TYPE OF SCREEN	PVC
<---------	SIZE OPENINGS	0.01
|	ID OF SCREEN	2"
<---------	TYPE OF BACKFILL AROUND SCREEN	#0 Silica Snad
<---------	DEPTH BOTTOM OF SCREEN	18'
<---------	DEPTH BOTTOM OF SAND COLUMN	18'
<---------	TYPE OF BACKFILL BELOW SCREEN	None
<---------	DIAMETER OF BOREHOLE	4"
<---------	DEPTH BOTTOM OF BOREHOLE	18"

NOTES:

MONITORING WELL NO.
MW-200

Weston & Sampson

PROJECT NAME/NO.	Simsbury AWC			**MONITORING WELL NO.**
LOCATION	Simsbury, CT			**MW-201**
CLIENT	Eversource			ELEVATION
CONTRACTOR	CEI	DRILLER	Bob Miller	TOP OF PVC
OBSERVED BY	WVS	DATE	4/19/17	DEPTH TO GROUNDWATER FROM
CHECKED BY	GP	DATE	4/30/18	TOP OF PVC

GROUND ELEVATION

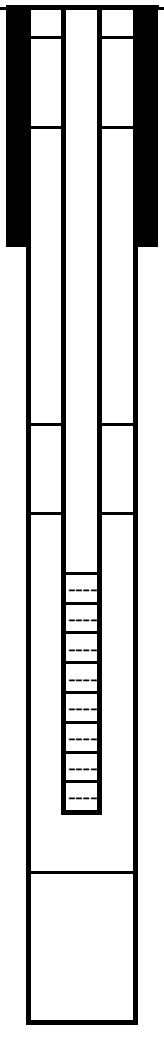

<---------	FLUSH-MOUNTED ROADBOX	(GROUND SURFACE)
|	THICKNESS OF SURFACE SEAL(S)	0.5'
<---------	TYPE OF SURFACE SEAL(S)	Concrete
|	TYPE OF SURFACE CASING	Flushmount
<---------	ID OF SURFACE CASING	Road Box
<---------	DEPTH BOTTOM OF CASING	0.5'
|	ID OF RISER PIPE	2"
<---------	TYPE OF RISER PIPE	PVC
<---------	TYPE OF BACKFILL AROUND RISER PIPE	#0 Silica Sand
|	DEPTH TOP OF SEAL	6'
<---------	TYPE OF SEAL	Bentonite
|	DEPTH BOTTOM OF SEAL/TOP OF SAND COLUMN	8'
<---------	DEPTH TOP OF SCREEN	8'
|	TYPE OF SCREEN	PVC
<---------	SIZE OPENINGS	0.01
|	ID OF SCREEN	2"
<---------	TYPE OF BACKFILL AROUND SCREEN	#0 Silica Sand
<---------	DEPTH BOTTOM OF SCREEN	18'
<---------	DEPTH BOTTOM OF SAND COLUMN	18'
<---------	TYPE OF BACKFILL BELOW SCREEN	None
<---------	DIAMETER OF BOREHOLE	4"
<---------	DEPTH BOTTOM OF BOREHOLE	18'

NOTES:

MONITORING WELL NO.
MW-201

Weston & Sampson

PROJECT NAME/NO.	Simsbury AWC			**MONITORING WELL NO. MW-202**
LOCATION	Simsbury, CT			
CLIENT	Eversource			ELEVATION
CONTRACTOR	CEI	DRILLER	Bob Miller	TOP OF PVC
OBSERVED BY	WVS	DATE	4/19/17	DEPTH TO GROUNDWATER FROM
CHECKED BY	GP	DATE	4/30/18	TOP OF PVC

GROUND ELEVATION

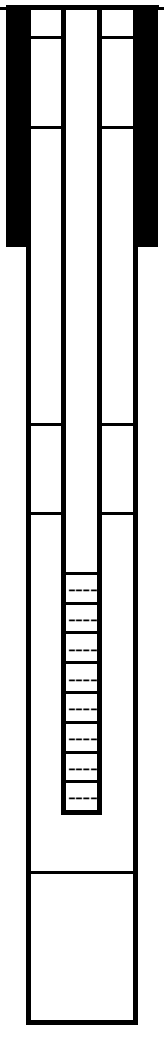

<---------	FLUSH-MOUNTED ROADBOX	(GROUND SURFACE)
|	THICKNESS OF SURFACE SEAL(S)	0.5'
<---------	TYPE OF SURFACE SEAL(S)	Concrete
|	TYPE OF SURFACE CASING	Flushmount
<---------	ID OF SURFACE CASING	Road Box
<---------	DEPTH BOTTOM OF CASING	0.5'
|	ID OF RISER PIPE	2"
<---------	TYPE OF RISER PIPE	PVC
<---------	TYPE OF BACKFILL AROUND RISER PIPE	#0 Silica Sand
|	DEPTH TOP OF SEAL	7'
<---------	TYPE OF SEAL	Bentonite
|	DEPTH BOTTOM OF SEAL/TOP OF SAND COLUMN	9'
<---------	DEPTH TOP OF SCREEN	9'
|	TYPE OF SCREEN	PVC
<---------	SIZE OPENINGS	0.01
|	ID OF SCREEN	2"
<---------	TYPE OF BACKFILL AROUND SCREEN	#0 Silica Sand
<---------	DEPTH BOTTOM OF SCREEN	19'
<---------	DEPTH BOTTOM OF SAND COLUMN	19'
<---------	TYPE OF BACKFILL BELOW SCREEN	None
<---------	DIAMETER OF BOREHOLE	4"
<---------	DEPTH BOTTOM OF BOREHOLE	19'

NOTES:

MONITORING WELL NO. MW-202

Weston & Sampson

PROJECT NAME/NO.	Simsbury AWC			**MONITORING WELL NO. MW-203**
LOCATION	Simsbury, CT			
CLIENT	Eversource			ELEVATION
CONTRACTOR	CEI	DRILLER	Bob Miller	TOP OF PVC
OBSERVED BY	WVS	DATE	4/19/17	DEPTH TO GROUNDWATER FROM
CHECKED BY	GP	DATE	4/30/18	TOP OF PVC

GROUND ELEVATION

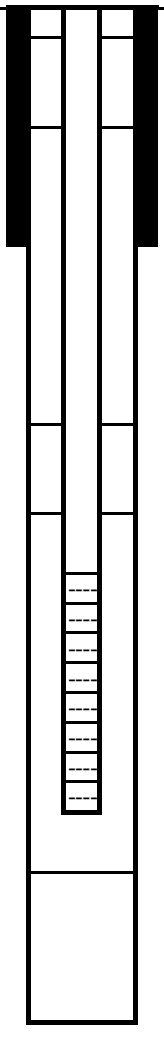

<---------	FLUSH-MOUNTED ROADBOX	(GROUND SURFACE)
|	THICKNESS OF SURFACE SEAL(S)	0.5'
<---------	TYPE OF SURFACE SEAL(S)	Concrete
|	TYPE OF SURFACE CASING	Flushmount
<---------	ID OF SURFACE CASING	Road Box
<---------	DEPTH BOTTOM OF CASING	0.5'
|	ID OF RISER PIPE	2"
<---------	TYPE OF RISER PIPE	PVC
<---------	TYPE OF BACKFILL AROUND RISER PIPE	#0 Silica Sand
|	DEPTH TOP OF SEAL	8'
<---------	TYPE OF SEAL	Bentonite
|	DEPTH BOTTOM OF SEAL/TOP OF SAND COLUMN	10'
<---------	DEPTH TOP OF SCREEN	10'
|	TYPE OF SCREEN	PVC
<---------	SIZE OPENINGS	0.01
|	ID OF SCREEN	2"
<---------	TYPE OF BACKFILL AROUND SCREEN	#0 Silica Sand
<---------	DEPTH BOTTOM OF SCREEN	20'
<---------	DEPTH BOTTOM OF SAND COLUMN	20'
<---------	TYPE OF BACKFILL BELOW SCREEN	None
<---------	DIAMETER OF BOREHOLE	4"
<---------	DEPTH BOTTOM OF BOREHOLE	20'

NOTES:

MONITORING WELL NO. MW-203

Weston & Sampson

PROJECT NAME/NO.	Simsbury AWC			**MONITORING WELL NO. MW-310**
LOCATION	Simsbury, CT			
CLIENT	Eversource			ELEVATION
CONTRACTOR	CEI	DRILLER	Bobby	TOP OF PVC
OBSERVED BY	GNP	DATE	8/23/17	DEPTH TO GROUNDWATER FROM
CHECKED BY	GP	DATE	4/30/18	TOP OF PVC

GROUND ELEVATION

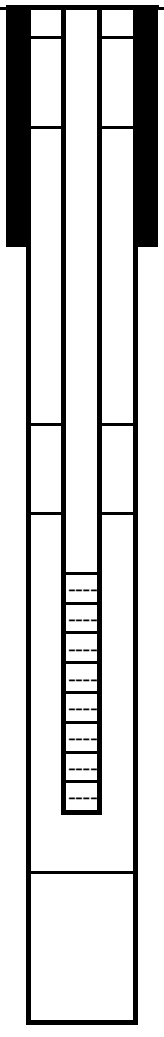

<---------	FLUSH-MOUNTED ROADBOX	(GROUND SURFACE)
|	THICKNESS OF SURFACE SEAL(S)	0.5'
<---------	TYPE OF SURFACE SEAL(S)	Concrete
|	TYPE OF SURFACE CASING	Flushmount
<---------	ID OF SURFACE CASING	Road Box
<---------	DEPTH BOTTOM OF CASING	0.5'
|	ID OF RISER PIPE	2"
<---------	TYPE OF RISER PIPE	PVC
<---------	TYPE OF BACKFILL AROUND RISER PIPE	#0 Silica Sand
|	DEPTH TOP OF SEAL	5'
<---------	TYPE OF SEAL	Bentonite
|	DEPTH BOTTOM OF SEAL/TOP OF SAND COLUMN	7'
<---------	DEPTH TOP OF SCREEN	10'
|	TYPE OF SCREEN	PVC
<---------	SIZE OPENINGS	0.01
|	ID OF SCREEN	2"
<---------	TYPE OF BACKFILL AROUND SCREEN	#0 Silica Sand
<---------	DEPTH BOTTOM OF SCREEN	20'
<---------	DEPTH BOTTOM OF SAND COLUMN	20'
<---------	TYPE OF BACKFILL BELOW SCREEN	None
<---------	DIAMETER OF BOREHOLE	4"
<---------	DEPTH BOTTOM OF BOREHOLE	20'

NOTES:

MONITORING WELL NO. MW-310

Weston & Sampson

APPENDIX B

SOIL LABORATORY ANALYTICAL DATA

con-test® ANALYTICAL LABORATORY
39 Spruce Street * East Longmeadow, MA 01028 * FAX 413/525-6405 * TEL. 413/525-2332

April 25, 2018

Jeff Willson
Weston & Sampson
273 Dividend Road
Rocky Hill, CT 06067

Project Location: Simsbury, CT
Client Job Number:
Project Number: [none]
Laboratory Work Order Number: 17H1347

Enclosed are results of analyses for samples received by the laboratory on August 24, 2017. If you have any questions concerning this report, please feel free to contact me.

Sincerely,



James M. Georgantas
Project Manager

Table of Contents

Sample Summary 3
Case Narrative 4
Sample Results 5
17H1347-09 5
17H1347-10 6
Sample Preparation Information 7
QC Data 8
Petroleum Hydrocarbons Analyses 8
B185028 8
Flag/Qualifier Summary 9
Certifications 10
Chain of Custody/Sample Receipt 11

con-test® ANALYTICAL LABORATORY
39 Spruce Street * East Longmeadow, MA 01028 * FAX 413/525-6405 * TEL. 413/525-2332

Weston & Sampson
273 Dividend Road
Rocky Hill, CT 06067
ATTN: Jeff Willson

REPORT DATE: 4/25/2018

PURCHASE ORDER NUMBER: 02274021

PROJECT NUMBER: [none]

ANALYTICAL SUMMARY

WORK ORDER NUMBER: 17H1347

The results of analyses performed on the following samples submitted to the CON-TEST Analytical Laboratory are found in this report.

PROJECT LOCATION: Simsbury, CT

FIELD SAMPLE #	LAB ID:	MATRIX	SAMPLE DESCRIPTION	TEST	SUB LAB
B-310A	17H1347-09	Soil		SW-846 8015C	
B-6A	17H1347-10	Soil		SW-846 8015C	

con-test® ANALYTICAL LABORATORY
39 Spruce Street * East Longmeadow, MA 01028 * FAX 413/525-6405 * TEL. 413/525-2332

CASE NARRATIVE SUMMARY

All reported results are within defined laboratory quality control objectives unless listed below or otherwise qualified in this report.

The results of analyses reported only relate to samples submitted to the Con-Test Analytical Laboratory for testing.
I certify that the analyses listed above, unless specifically listed as subcontracted, if any, were performed under my direction according to the approved methodologies listed in this document, and that based upon my inquiry of those individuals immediately responsible for obtaining the information, the material contained in this report is, to the best of my knowledge and belief, accurate and complete.



Tod E. Kopyscinski
Laboratory Director

con-test® ANALYTICAL LABORATORY
39 Spruce Street * East Longmeadow, MA 01028 * FAX 413/525-6405 * TEL. 413/525-2332

Project Location: Simsbury, CT | Sample Description: | Work Order: 17H1347

Date Received: 8/24/2017

Field Sample #: B-310A | Sampled: 8/23/2017 14:00

Sample ID: 17H1347-09

Sample Matrix: Soil

Petroleum Hydrocarbons Analyses

Analyte	Results	RL	Units	Dilution	Flag/Qual	Method	Date Prepared	Date/Time Analyzed	Analyst
Transformer Oil	210	11	mg/Kg dry	1		SW-846 8015C	8/28/17	8/29/17 18:27	SCS

Surrogates	% Recovery	Recovery Limits	Flag/Qual				
o-Terphenyl	80.5	40-140				8/29/17 18:27	

con-test® ANALYTICAL LABORATORY
39 Spruce Street * East Longmeadow, MA 01028 * FAX 413/525-6405 * TEL. 413/525-2332

Project Location: Simsbury, CT | Sample Description: | Work Order: 17H1347

Date Received: 8/24/2017

Field Sample #: B-6A | Sampled: 8/23/2017 15:35

Sample ID: 17H1347-10

Sample Matrix: Soil

Petroleum Hydrocarbons Analyses

Analyte	Results	RL	Units	Dilution	Flag/Qual	Method	Date Prepared	Date/Time Analyzed	Analyst
TPH (C9-C36)	ND	8.6	mg/Kg dry	1		SW-846 8015C	8/28/17	8/29/17 19:03	SCS

Surrogates	% Recovery	Recovery Limits	Flag/Qual				
o-Terphenyl	102	40-140				8/29/17 19:03	

con-test® ANALYTICAL LABORATORY
39 Spruce Street * East Longmeadow, MA 01028 * FAX 413/525-6405 * TEL. 413/525-2332

Sample Extraction Data

Prep Method: SW-846 3546-SW-846 8015C

Lab Number [Field ID]	Batch	Initial [g]	Final [mL]	Date
17H1347-09 [B-310A]	B185028	15.0	0.500	08/28/17
17H1347-10 [B-6A]	B185028	15.0	0.500	08/28/17

con-test® ANALYTICAL LABORATORY
39 Spruce Street * East Longmeadow, MA 01028 * FAX 413/525-6405 * TEL. 413/525-2332

QUALITY CONTROL

Petroleum Hydrocarbons Analyses - Quality Control

Analyte	Result	Reporting Limit	Units	Spike Level	Source Result	%REC	%REC Limits	RPD	RPD Limit	Notes
Batch B185028 - SW-846 3546										
Blank (B185028-BLK1)				Prepared: 08/28/17 Analyzed: 08/29/17						
Fuel Oil #2	ND	8.3	mg/Kg wet							
TPH (C9-C36)	ND	8.3	mg/Kg wet							
Surrogate: o-Terphenyl	*3.17*		mg/Kg wet	3.33		95.1	40-140			
LCS (B185028-BS1)				Prepared: 08/28/17 Analyzed: 08/29/17						
Fuel Oil #2	30.1	8.3	mg/Kg wet	33.3		90.2	40-140			
Surrogate: o-Terphenyl	*3.18*		mg/Kg wet	3.33		95.5	40-140			
LCS Dup (B185028-BSD1)				Prepared: 08/28/17 Analyzed: 08/29/17						
Fuel Oil #2	30.4	8.3	mg/Kg wet	33.3		91.1	40-140	0.995	25	
Surrogate: o-Terphenyl	*3.27*		mg/Kg wet	3.33		98.2	40-140			

con-test® ANALYTICAL LABORATORY
39 Spruce Street * East Longmeadow, MA 01028 * FAX 413/525-6405 * TEL. 413/525-2332

FLAG/QUALIFIER SUMMARY

*	QC result is outside of established limits.
†	Wide recovery limits established for difficult compound.
‡	Wide RPD limits established for difficult compound.
#	Data exceeded client recommended or regulatory level
ND	Not Detected
RL	Reporting Limit is at the level of quantitation (LOQ)
DL	Detection Limit is the lower limit of detection determined by the MDL study
MCL	Maximum Contaminant Level
	Percent recoveries and relative percent differences (RPDs) are determined by the software using values in the calculation which have not been rounded.
	No results have been blank subtracted unless specified in the case narrative section.

39 Spruce Street * East Longmeadow, MA 01028 * FAX 413/525-6405 * TEL. 413/525-2332

CERTIFICATIONS

Certified Analyses included in this Report

Analyte	Certifications

No certified Analyses included in this Report

The CON-TEST Environmental Laboratory operates under the following certifications and accreditations:

Code	Description	Number	Expires
AIHA	AIHA-LAP, LLC - ISO17025:2005	100033	03/1/2020
MA	Massachusetts DEP	M-MA100	06/30/2018
CT	Connecticut Department of Publilc Health	PH-0567	09/30/2019
NY	New York State Department of Health	10899 NELAP	04/1/2019
NH-S	New Hampshire Environmental Lab	2516 NELAP	02/5/2019
RI	Rhode Island Department of Health	LAO00112	12/30/2018
NC	North Carolina Div. of Water Quality	652	12/31/2018
NJ	New Jersey DEP	MA007 NELAP	06/30/2018
FL	Florida Department of Health	E871027 NELAP	06/30/2018
VT	Vermont Department of Health Lead Laboratory	LL015036	07/30/2018
ME	State of Maine	2011028	06/9/2019
VA	Commonwealth of Virginia	460217	12/14/2018
NH-P	New Hampshire Environmental Lab	2557 NELAP	09/6/2018
VT-DW	Vermont Department of Health Drinking Water	VT-255716	06/12/2018
NC-DW	North Carolina Department of Health	25703	07/31/2018

con-test ANALYTICAL LABORATORY

17H1347

Phone: 413-525-2332
Fax: 413-525-6405
Email: info@contestlabs.com

http://www.contestlabs.com

Doc # 381 Rev 1_03242017

CHAIN OF CUSTODY RECORD

39 Spruce Street
East Longmeadow, MA 01028

Page 1 of 2

Company Name: Weston & Sampson
Address: 273 Dividend Road, Rocky Hill CT 06067
Phone: 860-513-1473
Project Name: Simsbury AWC
Project Location: Simsbury CT
Project Number:
Project Manager: Zoe Belcher, Jeff Wilson
Con-Test Quote Name/Number:
Invoice Recipient:
Sampled By: Gabriella Pagliuca

Requested Turnaround Time
7-Day ☐ 10-Day ☐
Due Date: 5-day

Rush-Approval Required
1-Day ☐ 3-Day ☐
2-Day ☐ 4-Day ☐

Data Delivery
Format: PDF ☒ EXCEL ☒
Other: WilsonJ@wseinc.com
CLP Like Data Pkg Required: ☐
Email To: belcherz@wseinc.com
Fax To #:

Con-Test Work Order#	Client Sample ID / Description	Beginning Date/Time	Ending Date/Time	Composite	Grab	Matrix Code	Conc Code	CT ETPH	Petroleum fingerprint	PCBs	Hold*	# of Containers	Preservation Code	Container Code
1	B-220A	8/23/17	10:15		X	S	U	X		X				
2	B-219A	8/23/17	10:30		X	S	U	X		X				
3	B-218A	8/23/17	1100		X	S	U	X		X				
4	B-401	8/23/17	1120		X	S	U	X		X				
5	B-402	8/23/17	1140		X	S	U	[illegible]		[illegible]	X			
6	B-403	8/23/17	1200		X	S	U	X		X				
7	B-404	8/23/17	1210		X	S	U	[illegible]		[illegible]	X			
8	B-405	8/23/17	1220		X	S	U	X		X				
9	B-310A	8/23/17	1400		X	S	U	X	X					
10	B-6A	8/23/17	1535		X	S	U	X	X					

ANALYSIS REQUESTED

Dissolved Metals Samples
○ Field Filtered
○ Lab to Filter

Orthophosphate Samples
○ Field Filtered
○ Lab to Filter

[1] **Matrix Codes:**
GW = Ground Water
WW = Waste Water
DW = Drinking Water
A = Air
S = Soil
SL = Sludge
SOL = Solid
O = Other (please define)

[2] **Preservation Codes:**
I = Iced
H = HCL
M = Methanol
N = Nitric Acid
S = Sulfuric Acid
B = Sodium Bisulfate
X = Sodium Hydroxide
T = Sodium Thiosulfate
O = Other (please define)

[3] **Container Codes:**
A = Amber Glass
G = Glass
P = Plastic
ST = Sterile
V = Vial
S = Summa Canister
T = Tedlar Bag
O = Other (please define)

Comments:
* Samples mark as hold, are to be held for future analysis Petroleum fingerprint for ETPH

Please use the following codes to indicate possible sample concentration within the **Conc Code** column above:
H - High; M - Medium; L - Low; C - Clean; U - Unknown

Relinquished by: (signature)	Date/Time:
Received by: (signature)	Date/Time: 8-24-17 2:57
Relinquished by: (signature)	Date/Time: 8-24-17 6:25
Received by: (signature)	Date/Time: 8/24/17 1825
Relinquished by: (signature)	Date/Time:
Received by: (signature)	Date/Time:

Detection Limit Requirements
MA
CT RES E/C DEC
I-A PMC
Other

Special Requirements
☐ MA MCP Required
MCP Certification Form Required
☒ CT RCP Required
RCP Certification Form Required
☐ MA State DW Required
PWSID #

con-test ANALYTICAL LABORATORY
www.contestlabs.com
NELAC and AIHA-LAP, LLC Accredited

Project Entity
☐ Government ☐ Municipality ☐ MWRA ☐ WRTA
☐ Federal ☐ 21 J ☐ School
☐ City ☐ Brownfield ☐ MBTA

Other
☐ Chromatogram
☐ AIHA-LAP,LLC

PCB ONLY
☒ Soxhlet
☐ Non Soxhlet

Table of Contents

con-test® ANALYTICAL LABORATORY

17H1347

Phone: 413-525-2332
Fax: 413-525-6405
Email: info@contestlabs.com

http://www.contestlabs.com

CHAIN OF CUSTODY RECORD

Doc # 381 Rev 1_03242017

39 Spruce Street
East Longmeadow, MA 01028

Company Name: Weston & Sampson
Address: 273 Dividend Road, Rocky Hill, CT 06067
Phone: 860-513-1473
Project Name: Simsbury AWC
Project Location: Simsbury CT
Project Number:
Project Manager: Zoe Belcher, Jeff Willson
Con-Test Quote Name/Number:
Invoice Recipient:
Sampled By: Gabriella Paglucca

Requested Turnaround Time
7-Day ☐ 10-Day ☐
Due Date: 5-day

Rush-Approval Required
1-Day ☐ 3-Day ☐
2-Day ☐ 4-Day ☐

Data Delivery
Format: PDF ☒ EXCEL ☒
Other: willsonj@wseinc.com
CLP Like Data Pkg Required: ☐
Email To: belcherz@wseinc.com
Fax To #:

Con-Test Work Order#	Client Sample ID / Description	Beginning Date/Time	Ending Date/Time	Composite	Grab	Matrix Code	Conc Code	1	2	3	# of Containers
11	B-406	8/23/17	1640		X	S	U	X	X		
12	B-407	8/23/17	1650		X	S	U	X	X	X	
13	B-403	8/23/17	1655		X	S	U	X	X		

ANALYSIS REQUESTED
1 I A
GW ETPH
PBCs
HOLD*

Dissolved Metals Samples
○ Field Filtered
○ Lab to Filter

Orthophosphate Samples
○ Field Filtered
○ Lab to Filter

Comments:
*Samples marked as hold, are to be held for future analysis

Please use the following codes to indicate possible sample concentration within the Conc Code column above:
H - High; M - Medium; L - Low; C - Clean; U - Unknown

[1] **Matrix Codes:**
GW = Ground Water
WW = Waste Water
DW = Drinking Water
A = Air
S = Soil
SL = Sludge
SOL = Solid
O = Other (please define)

[2] **Preservation Codes:**
I = Iced
H = HCL
M = Methanol
N = Nitric Acid
S = Sulfuric Acid
B = Sodium Bisulfate
X = Sodium Hydroxide
T = Sodium Thiosulfate
O = Other (please define)

[3] **Container Codes:**
A = Amber Glass
G = Glass
P = Plastic
ST = Sterile
V = Vial
S = Summa Canister
T = Tedlar Bag
O = Other (please define)

	Date/Time:
Relinquished by: (signature)	
Received by: (signature)	8-24-17 2:57
Relinquished by: (signature)	8-24-17 6:15
Received by: (signature)	5:14 8/24/17 1825.
Relinquished by: (signature)	
Received by: (signature)	

Detection Limit Requirements
MA
CT: RES I/C DEC
GA PMC
Other:

Special Requirements
☐ MA MCP Required
MCP Certification Form Required
☒ CT RCP Required
RCP Certification Form Required
☐ MA State [illegible] required
PWSID #

con-test® ANALYTICAL LABORATORY
www.contestlabs.com
NELAC and AIHA-LAP, LLC Accredited

Project Entity
☐ Government ☐ Municipality ☐ MWRA ☐ WRTA
☐ Federal ☐ 21 J ☐ School
☐ City ☐ Brownfield ☐ MBTA

Other
☐ Chromatogram
☐ AIHA-LAP,LLC

PCB ONLY
☒ Soxhlet
☐ Non Soxhlet

Table of Contents

39 Spruce St.
East Longmeadow, MA. 01028
P: 413-525-2332
F: 413-525-6405
www.contestlabs.com

con-test® ANALYTICAL LABORATORY

Doc# 277 Rev 5 2017

Login Sample Receipt Checklist - (Rejection Criteria Listing - Using Acceptance Policy) Any False Statement will be brought to the attention of the Client - State True or False

Client Weston & Sampson

Received By A.F Date 8/24/17 Time 1825

How were the samples received? In Cooler T No Cooler ____ On Ice T No Ice ____
Direct from Sampling ____ Ambient ____ Melted Ice ____

Were samples within Temperature? 2-6°C T By Gun # 1 Actual Temp - 5.4
By Blank # ____ Actual Temp - ____

Was Custody Seal Intact? N/A Were Samples Tampered with? N/A
Was COC Relinquished ? T Does Chain Agree With Samples? T
Are there broken/leaking/loose caps on any samples? F
Is COC in ink/ Legible? T Were samples received within holding time? T
Did COC include all pertinent Information? Client T Analysis T Sampler Name T
Project T ID's T Collection Dates/Times T
Are Sample labels filled out and legible? T
Are there Lab to Filters? N/A Who was notified? N/A
Are there Rushes? N/A Who was notified? N/A
Are there Short Holds? N/A Who was notified? N/A
Is there enough Volume? T
Is there Headspace where applicable? N/A MS/MSD? N/A
Proper Media/Containers Used? T Is splitting samples required? N/A
Were trip blanks received? N/A On COC? ____
Do all samples have the proper pH? N/A Acid ____ Base ____

Vials	#	Containers:	#		#		#
Unp-		1 Liter Amb.		1 Liter Plastic		16 oz Amb.	
HCL-		500 mL Amb.		500 mL Plastic		8oz Amb/Clear	39
Meoh-		250 mL Amb.		250 mL Plastic		4oz Amb/Clear	
Bisulfate-		Col./Bacteria		Flashpoint		2oz Amb/Clear	
DI-		Other Plastic		Other Glass		Encore	
Thiosulfate-		SOC Kit		Plastic Bag		Frozen:	
Sulfuric-		Perchlorate		Ziplock			

Unused Media

Vials	#	Containers:	#		#		#
Unp-		1 Liter Amb.		1 Liter Plastic		16 oz Amb.	
HCL-		500 mL Amb.		500 mL Plastic		8oz Amb/Clear	
Meoh-		250 mL Amb.		250 mL Plastic		4oz Amb/Clear	
Bisulfate-		Col./Bacteria		Flashpoint		2oz Amb/Clear	
DI-		Other Plastic		Other Glass		Encore	
Thiosulfate-		SOC Kit		Plastic Bag		Frozen:	
Sulfuric-		Perchlorate		Ziplock			

Comments:

D:\HPCHEM\1\DATA\A082917\A0829006.D

CT ETPH DISCRIMINATION CHECK

Date Acquired	8/29/17
Data File Name	A0829006.D
Sample Name	ETPH 1500
Instrument Name	5890DFID

Compound	Ret Time	Target Response	Average Response	*%D +/- 20
c - 9	1.29	477898	512295	-7
c - 10	1.64	480366	512295	-6
c - 12	2.37	487437	512295	-5
c - 14	3.05	490701	512295	-4
c - 16	3.65	499055	512295	-3
c - 18	4.29	495647	512295	-3
o-Terphenyl	4.57	552142	512295	
c - 20	4.89	506081	512295	-1
c - 22	5.40	520880	512295	2
c - 24	5.84	493441	512295	-4
c - 26	6.23	531004	512295	4
c - 28	6.59	534863	512295	4
c - 30	6.93	537288	512295	5
c - 32	7.24	530664	512295	4
c - 34	7.54	543081	512295	6
c - 36	7.88	556015	512295	9

* One compound allowed %D </= 50%

Samples

17H1347-01
17H1347-04
17H1347-06
17H1347-08
17H1347-09
17H1347-10
17H1347-13

D:\HPCHEM\1\DATA\A082917\A0829060.D

CT ETPH DISCRIMINATION CHECK

Date Acquired	8/29/17
Data File Name	A0829060.D
Sample Name	ETPH 1500
Instrument Name	5890DFID

Compound	Ret Time	Target Response	Average Response	*%D +/- 20
c - 9	1.29	464983	508373	-9
c - 10	1.64	467990	508373	-8
c - 12	2.37	475720	508373	-6
c - 14	3.04	482483	508373	-5
c - 16	3.65	494919	508373	-3
c - 18	4.29	494099	508373	-3
o-Terphenyl	4.57	550589	508373	
c - 20	4.89	506662	508373	0
c - 22	5.40	521690	508373	3
c - 24	5.84	494467	508373	-3
c - 26	6.23	529960	508373	4
c - 28	6.59	532665	508373	5
c - 30	6.93	537711	508373	6
c - 32	7.24	532127	508373	5
c - 34	7.54	542179	508373	7
c - 36	7.88	547936	508373	8

* One compound allowed %D </= 50%

Samples

17H1292-09@50X
17H1292-01@250X
17H1292-04@25X
17H1292-05@50X
17H1292-02@50X
17H1292-06@10X
17H1292-07@10X
17H1292-08@20X
17H1414-01@5X
17H1425-03@5X

D:\HPCHEM\1\DATA\A083017\A0830006.D

CT ETPH DISCRIMINATION CHECK

Date Acquired	8/30/17
Data File Name	A0830006.D
Sample Name	ETPH 1500
Instrument Name	5890DFID

Compound	Ret Time	Target Response	Average Response	*%D +/- 20
c - 9	1.29	522711	569928	-8
c - 10	1.64	530013	569928	-7
c - 12	2.37	539159	569928	-5
c - 14	3.04	545309	569928	-4
c - 16	3.65	556904	569928	-2
c - 18	4.28	553370	569928	-3
o-Terphenyl	4.56	629562	569928	
c - 20	4.89	565480	569928	-1
c - 22	5.39	581110	569928	2
c - 24	5.84	550578	569928	-3
c - 26	6.23	591217	569928	4
c - 28	6.59	597171	569928	5
c - 30	6.93	607565	569928	7
c - 32	7.24	604413	569928	6
c - 34	7.53	607546	569928	7
c - 36	7.88	596375	569928	5

* One compound allowed %D </= 50%

Samples

17H1395-03@5X
17H1435-02
17H1435-03
17H1435-05
17H1423-01
17H1414-02
17H1347-11
17H1347-03
17H1435-04

D:\HPCHEM\1\DATA\A083017.SEC\A0830007.D

CT ETPH DISCRIMINATION CHECK

Date Acquired	8/30/17
Data File Name	A0830007.D
Sample Name	ETPH 1500
Instrument Name	5890DFID

Compound	Ret Time	Target Response	Average Response	*%D +/- 20
c - 9	1.28	536009	561868	-5
c - 10	1.63	546868	561868	-3
c - 12	2.35	562741	561868	0
c - 14	3.01	572504	561868	2
c - 16	3.61	583340	561868	4
c - 18	4.23	574134	561868	2
o-Terphenyl	4.51	645052	561868	
c - 20	4.83	578397	561868	3
c - 22	5.34	583788	561868	4
c - 24	5.78	542018	561868	-4
c - 26	6.17	568994	561868	1
c - 28	6.53	561952	561868	0
c - 30	6.86	560186	561868	0
c - 32	7.17	549365	561868	-2
c - 34	7.46	553329	561868	-2
c - 36	7.78	554399	561868	-1

* One compound allowed %D </= 50%

Samples

17H1347-02@5X

REASONABLE CONFIDENCE PROTOCOL
LABORATORY ANALYSIS QA/QC CERTIFICATION FORM

Laboratory Name: Con-Test Analytical Laboratory

Client: Weston & Sampson

Project Location: Simsbury, CT

Project Number: 17H1347

Laboratory Sample ID(s):
17H1347-01 thru 17H1347-13

Sample Date(s):
08/23/2017

List RCP Methods Used:
CTDEP ETPH, SW-846 8082A

1	For each analytical method referenced in this laboratory report package, were all specified QA/QC performance criteria followed, including the requirement to explain any criteria falling outside of acceptable guidelines, as specified in the CTDEP method-specific Reasonable Confidence Protocol documents?	☑ Yes ☐ No
1A	Were the method specified preservation and holding time requirements met?	☑ Yes ☐ No
1B	VPH and EPH Methods only: Was the VPH and EPH method conducted without significant modifications (see Section 11.3 of respective RCP methods)?	☐ Yes ☐ No ☑ N/A
2	Were all samples received by the laboratory in a condition consistent with that described on the associated chain-of-custody document(s)?	☑ Yes ☐ No
3	Were samples received at an appropriate temperature (< 6 degrees C.)?	☑ Yes ☐ No ☐ N/A
4	Were all QA/QC performance criteria specified in the CTDEP Reasonable Confidence Protocol documents achieved?	☑ Yes ☐ No
5A	Were reporting limits specified or referenced on the chain-of-custody?	☑ Yes ☐ No
5B	Were these reporting limits met?	☑ Yes ☐ No
6	For each analytical method referenced in this laboratory report package, were results reported for all constituents identified in the method-specific analyte lists presented in the Reasonable Confidence Protocol documents?	☑ Yes ☐ No
7	Are project-specific matrix spikes and laboratory duplicates included in this data set?	☑ Yes ☐ No

Notes: For all questions to which the response was "No" (with the exception of question #7), additional information must be provided in an attached narrative. If the answer to question #1, #1A, or #1B is "No", the data package does not meet the requirements for "Reasonable Confidence."
This form may not be altered and all questions must be answered.

I, the undersigned, attest under the pains and penalties of perjury that, to the best of my knowledge and belief and based upon my personal inquiry of those responsible for providing the information contained in this analytical report, such information is accurate and complete.

Authorized Signature: Tod Kopyscinski **Position:** Laboratory Director

Printed Name: Tod E. Kopyscinski **Date:** 09/05/17

Name of Laboratory: Con-Test Analytical Laboratory

This certification form is to be used for RCP methods only.



WORK ORDER **Printed: 4/19/2017 8:38:16AM**

17D0772

Con-Test Analytical Laboratory

Client:	**Weston & Sampson**	**Project Manager:**	**James M. Georgantas**
Project:	**Simsbury AWC**	**Project Number:**	**[none]**

Below please find the login confirmation including the CoC and draft invoice.

To ensure that your needs are met, **please review** these documents to verify that:

1. The number of samples received and matrix are correct.
2. The methods are correct as well as any specific regulatory requirements.
3. The due date for the final report is correct.
4. The contact information is correct.
5. The pricing is correct.

Thank-you for choosing Con-Test Analytical Laboratories. If you need further assistance, please contact your project manager.

WORK ORDER **Printed: 4/19/2017 8:38:16AM**

17D0772

Con-Test Analytical Laboratory

Client:	**Weston & Sampson**	**Project Manager:**	**James M. Georgantas**
Project:	**Simsbury AWC**	**Project Number:**	**[none]**

Report To:
Weston & Sampson
Jeff Willson
273 Dividend Road
Rocky Hill, CT 06067
Phone: (860) 616-6618
Fax: -

Invoice To:
Weston & Sampson
Accounts Payable
5 Centennial Drive
Peabody, MA 01960
Phone :(860) 513-1473
Fax: -

Analysis	Due	TAT	Expires	Comments
17D0772-01 B302-2 [Soil] Sampled 04/18/17 11:50 (GMT-05:00) Eastern Time (US &				**CT RCP, CTDEEP RSRs (RES DEC & GA PMC)**
Sample on Hold	04/25/17 13:00	5	04/13/18 11:50	
Sample Disposal	04/25/17 13:00	5	04/13/18 11:50	
17D0772-02 B304-2 [Soil] Sampled 04/18/17 12:30 (GMT-05:00) Eastern Time (US &				**CT RCP, CTDEEP RSRs (RES DEC & GA PMC)**
Sample on Hold	04/25/17 13:00	5	04/13/18 12:30	
Sample Disposal	04/25/17 13:00	5	04/13/18 12:30	
17D0772-03 B305-2 [Soil] Sampled 04/18/17 12:35 (GMT-05:00) Eastern Time (US &				**CT RCP, CTDEEP RSRs (RES DEC & GA PMC)**
Sample on Hold	04/25/17 13:00	5	04/13/18 12:35	
Sample Disposal	04/25/17 13:00	5	04/13/18 12:35	
17D0772-04 B306-2 [Soil] Sampled 04/18/17 14:45 (GMT-05:00) Eastern Time (US &				**CT RCP, CTDEEP RSRs (RES DEC & GA PMC)**
Sample on Hold	04/25/17 13:00	5	04/13/18 14:45	
Sample Disposal	04/25/17 13:00	5	04/13/18 14:45	
17D0772-05 B307-2 [Soil] Sampled 04/18/17 15:00 (GMT-05:00) Eastern Time (US &				**CT RCP, CTDEEP RSRs (RES DEC & GA PMC)**
Sample on Hold	04/25/17 13:00	5	04/13/18 15:00	
Sample Disposal	04/25/17 13:00	5	04/13/18 15:00	
17D0772-06 B308-2 [Soil] Sampled 04/18/17 15:20 (GMT-05:00) Eastern Time (US &				**CT RCP, CTDEEP RSRs (RES DEC & GA PMC)**
Sample on Hold	04/25/17 13:00	5	04/13/18 15:20	
Sample Disposal	04/25/17 13:00	5	04/13/18 15:20	
17D0772-07 B310-2 [Soil] Sampled 04/18/17 15:50 (GMT-05:00) Eastern Time (US &				**CT RCP, CTDEEP RSRs (RES DEC & GA PMC)**
Sample on Hold	04/25/17 13:00	5	04/13/18 15:50	
Sample Disposal	04/25/17 13:00	5	04/13/18 15:50	

Reviewed By Date

WORK ORDER **Printed: 4/19/2017 8:38:16AM**

17D0772

Con-Test Analytical Laboratory

Client:	**Weston & Sampson**	**Project Manager:**	**James M. Georgantas**
Project:	**Simsbury AWC**	**Project Number:**	**[none]**

Reviewed By

Date

WORK ORDER **Printed: 4/19/2017 8:38:16AM**

17D0772

Con-Test Analytical Laboratory

Client:	**Weston & Sampson**	**Project Manager:**	**James M. Georgantas**
Project:	**Simsbury AWC**	**Project Number:**	**[none]**

DRAFT INVOICE

Item	Qty	Surcharge	Unit Price	Test Total
Sample Disposal	7	0.00	$0.00	$0.00
Sample on Hold	7	0.00	$11.50	$80.50
				$80.50

Reviewed By

Date

con-test ANALYTICAL LABORATORY

17D0772

Phone: 413-525-2332
Fax: 413-525-6405
Email: info@contestlabs.com

http://www.contestlabs.com

Doc # 381 Rev 0 5 8 2015

CHAIN OF CUSTODY RECORD

39 Spruce Street
East Longmeadow, MA 01028

Page 1 of 1

Company Name:	Weston & Sampson - (for Eversource Energy)
Address:	273 Dividend Road, Rocky Hill, CT 06067
Phone:	(860) 513-1473
Project Name:	Simsbury AWC
Project Location:	Simsbury, CT
Project Number:	Bill W&S directly
Project Manager:	Jeff Willson
Con-Test Bid:	n/a
Invoice Recipient:	Jeff Willson
Sampled By:	Will Sirotnak

Requested Turnaround Time
7-Day ☐ 10-Day ☐
Other: ☑ 5-7 Bus. Days

Rush-Approval Required
1-Day ☐ 3-Day ☐
2-Day ☐ 4-Day ☐

Data Delivery
Format: PDF ☑ EXCEL ☑
Other:
Enhanced Data Package Required: ☐
Email To: yellenl@wseinc.com
Fax To #: sirotnakw@wseinc.com

ANALYSIS REQUESTED

Con-Test Work Order#	Client Sample ID / Description	Beginning Date/Time	Ending Date/Time	Composite	Grab	[1]Matrix Code	Conc Code	HOLD For Future Analysis	# of Containers	[2] Preservation Code	[3] Container Code
1	B302-2	4/18/17	1150		X	S	U	X			
2	B304-2		1230					X			
3	B305-2		1235					X			
4	B306-2		1445					X			
5	B307-2		1500					X			
6	B308-2		1520					X			
7	B310-2		1550					X			

Dissolved Metals Samples
○ Field Filtered
○ Lab to Filter

Orthophosphate Samples
○ Field Filtered
○ Lab to Filter

[1] **Matrix Codes:**
GW = Ground Water
WW = Waste Water
DW = Drinking Water
A = Air
S = Soil/Solid
SL = Sludge
O = Other (please define)

[2] **Preservation Codes:**
I = Iced
H = HCL
M = Methanol
N = Nitric Acid
S = Sulfuric Acid
B = Sodium Bisulfate
X = Sodium Hydroxide
T = Sodium Thiosulfate
O = Other (please define)

[3] **Container Codes:**
A = Amber Glass
G = Glass
P = Plastic
ST = Sterile
V = Vial
S = Summa Canister
T = Tedlar Bag
O = Other (please define)

Comments: (1) Please bill Weston & Sampson directly.

Please use the following codes to indicate possible sample concentration within the Conc Code column above:
H - High; M - Medium; L - Low; C - Clean; U - Unknown

Relinquished by: (signature)	Date/Time: 4/18/17
Received by: (signature)	Date/Time: 4/18/17 4:30
Relinquished by: (signature)	Date/Time: 4/18/17 5:45
Received by: (signature)	Date/Time: 4/18/17 1745
Relinquished by: (signature)	Date/Time:
Received by: (signature)	Date/Time:

Detection Limit Requirements
MA
CT CTDEEP RSRs (includes RES DEC & GA PMC)
Other:

Program Information
○ MCP Analytical Certification Form Required
● RCP Analysis Certification Form Required
○ MA State DW Form Required
PWSID # _____

NELAC and AIHA-LAP, LLC Accredited

TURNAROUND TIME (BUSINESS DAYS) STARTS AT 9:00 AM THE DAY AFTER SAMPLE RECEIPT UNLESS THERE ARE QUESTIONS ON THIS CHAIN. IF THIS FORM IS NOT FILLED OUT COMPLETELY OR IS INCORRECT, TURNAROUND TIME CANNOT START UNTIL ALL QUESTIONS HAVE BEEN ANSWERED.

PLEASE BE CAREFUL NOT TO CONTAMINATE THIS DOCUMENT

39 Spruce St.
East Longmeadow, MA. 01028
P: 413-525-2332
F: 413-525-6405
www.contestlabs.com

con-test® ANALYTICAL LABORATORY

Sample Receipt Checklist

CLIENT NAME: Weston + Sampson **RECEIVED BY:** JM **DATE:** 4/18/17

1) **Was the chain(s) of custody relinquished and signed?** **Yes** ✓ **No** ____ **No COC Incl.**

2) **Does the chain agree with the samples?** **Yes** ✓ **No** ____
If not, explain:

3) **Are all the samples in good condition?** **Yes** ✓ **No** ____
If not, explain:

4) **How were the samples received:**
On Ice ✓ Direct from Sampling ____ Ambient ____ In Cooler(s) ✓

Were the samples received in Temperature Compliance of (2-6°C)? **Yes** ✓ **No** ____ **N/A** ____

Temperature °C by Temp blank ____ # ____ Temperature °C by Temp gun 4.2 # 7

5) **Are there Dissolved samples for the lab to filter?** **Yes** ____ **No** ✓
Who was notified ____ Date ____ Time ____

6) **Are there any RUSH or SHORT HOLDING TIME samples?** **Yes** ____ **No** ✓
Who was notified ____ Date ____ Time ____

7) **Location where samples are stored:** Login

Permission to subcontract samples? Yes No
(Walk-in clients only) if not already approved
Client Signature: ✓

8) **Do all samples have the proper Acid pH:** **Yes** ____ **No** ____ **N/A** ✓

9) **Do all samples have the proper Base pH:** **Yes** ____ **No** ____ **N/A** ✓

10) **Was the PC notified of any discrepancies with the CoC vs the samples:** **Yes** ____ **N/A** ✓

Containers received at Con-Test

	# of containers		# of containers
1 Liter Amber		16 oz amber	
500 mL Amber		8 oz amber/clear jar	4
250 mL Amber (8oz amber)		4 oz amber/clear jar	3
1 Liter Plastic		2 oz amber/clear jar	
500 mL Plastic		Plastic Bag / Ziploc	
250 mL plastic		SOC Kit	
40 mL Vial - type listed below		Perchlorate Kit	
Colisure / bacteria bottle		Flashpoint bottle	
Dissolved Oxygen bottle		Other glass jar	
Encore		Other	

40 mL vials: # HCl ____ # Methanol ____
Bisulfate ____ # DI Water ____
Thiosulfate ____ Unpreserved ____

Time and Date Frozen:

Doc# 277
Rev. 4 August 2013

Page 2 of 2

Login Sample Receipt Checklist

(Rejection Criteria Listing - Using Sample Acceptance Policy)

Any False statement will be brought to the attention of Client

Question	Answer (True/False) T/F/NA	Comment
1) The cooler's custody seal, if present, is intact.	N/A	
2) The cooler or samples do not appear to have been compromised or tampered with.	T	
3) Samples were received on ice.	T	
4) Cooler Temperature is acceptable.	T	
5) Cooler Temperature is recorded.	T	
6) COC is filled out in ink and legible.	T	
7) COC is filled out with all pertinent information.	T	
8) Field Sampler's name present on COC.	T	
9) There are no discrepancies between the sample IDs on the container and the COC.	T	
10) Samples are received within Holding Time.	T	
11) Sample containers have legible labels.	T	
12) Containers are not broken or leaking.	T	
13) Air Cassettes are not broken/open.	N/A	
14) Sample collection date/times are provided.	T	
15) Appropriate sample containers are used.	T	
16) Proper collection media used.	T	
17) No headspace sample bottles are completely filled.	N/A	
18) There is sufficient volume for all requsted analyses, including any requested MS/MSDs.	T	
19) Trip blanks provided if applicable.	N/A	
20) VOA sample vials do not have head space or bubble is <6mm (1/4") in diameter.	N/A	
21) Samples do not require splitting or compositing.	T	

Who notified of False statements? **Date/Time:**

Doc #277 Rev. 4 August 2013 **Log-In Technician Initials:** JM **Date/Time:** 4/18/17 1745

Printed: 4/19/2017 8:38:16AM

WORK ORDER

17D0772

Con-Test Analytical Laboratory

Client:	**Weston & Sampson**	**Project Manager:**	**James M. Georgantas**
Project:	**Simsbury AWC**	**Project Number:**	**[none]**

Reviewed By

Date

con-test® ANALYTICAL LABORATORY
39 Spruce Street * East Longmeadow, MA 01028 * FAX 413/525-6405 * TEL. 413/525-2332

April 25, 2017

Jeff Willson
Weston & Sampson
273 Dividend Road
Rocky Hill, CT 06067

Project Location: Simsbury, CT
Client Job Number:
Project Number: [none]
Laboratory Work Order Number: 17D0785

Enclosed are results of analyses for samples received by the laboratory on April 18, 2017. If you have any questions concerning this report, please feel free to contact me.

Sincerely,



James M. Georgantas
Project Manager

Table of Contents

Sample Summary 4
Case Narrative 5
Sample Results 7
17D0785-01 7
17D0785-02 9
17D0785-03 11
17D0785-04 13
17D0785-05 15
17D0785-06 17
17D0785-07 19
17D0785-08 21
17D0785-09 23
17D0785-10 25
17D0785-11 27
17D0785-12 33
17D0785-13 39
Sample Preparation Information 41
QC Data 42
Volatile Organic Compounds by GC/MS 42
B174845 42
Semivolatile Organic Compounds by GC/MS 45
B174813 45
Petroleum Hydrocarbons Analyses 50
B174812 50
Conventional Chemistry Parameters by EPA/APHA/SW-846 Methods (Total) 51

Table of Contents (continued)

B174819 51

Flag/Qualifier Summary 52

Certifications 53

Chain of Custody/Sample Receipt 57

con-test® ANALYTICAL LABORATORY
39 Spruce Street * East Longmeadow, MA 01028 * FAX 413/525-6405 * TEL. 413/525-2332

Weston & Sampson
273 Dividend Road
Rocky Hill, CT 06067
ATTN: Jeff Willson

REPORT DATE: 4/25/2017

PURCHASE ORDER NUMBER:

PROJECT NUMBER: [none]

ANALYTICAL SUMMARY

WORK ORDER NUMBER: 17D0785

The results of analyses performed on the following samples submitted to the CON-TEST Analytical Laboratory are found in this report.

PROJECT LOCATION: Simsbury, CT

FIELD SAMPLE #	LAB ID:	MATRIX	SAMPLE DESCRIPTION	TEST	SUB LAB
B301	17D0785-01	Soil		CTDEP ETPH	
				SM 2540G	
B302	17D0785-02	Soil		CTDEP ETPH	
				SM 2540G	
B303	17D0785-03	Soil		CTDEP ETPH	
				SM 2540G	
B304	17D0785-04	Soil		CTDEP ETPH	
				SM 2540G	
B305	17D0785-05	Soil		CTDEP ETPH	
				SM 2540G	
B306	17D0785-06	Soil		CTDEP ETPH	
				SM 2540G	
B307	17D0785-07	Soil		CTDEP ETPH	
				SM 2540G	
B308	17D0785-08	Soil		CTDEP ETPH	
				SM 2540G	
B309	17D0785-09	Soil		CTDEP ETPH	
				SM 2540G	
B310	17D0785-10	Soil		CTDEP ETPH	
				SM 2540G	
B311	17D0785-11	Soil		CTDEP ETPH	
				SM 2540G	
				SW-846 8260C	
				SW-846 8270D	
B312	17D0785-12	Soil		CTDEP ETPH	
				SM 2540G	
				SW-846 8260C	
				SW-846 8270D	
DUP-1	17D0785-13	Soil		CTDEP ETPH	
				SM 2540G	

con-test® ANALYTICAL LABORATORY
39 Spruce Street * East Longmeadow, MA 01028 * FAX 413/525-6405 * TEL. 413/525-2332

CASE NARRATIVE SUMMARY

All reported results are within defined laboratory quality control objectives unless listed below or otherwise qualified in this report.

CTDEP ETPH

Qualifications:

S-01

The surrogate recovery for this sample is not available due to sample dilution below the surrogate reporting limit required from high analyte concentration and/or matrix interferences.

Analyte & Samples(s) Qualified:

o-Terphenyl
17D0785-10[B310]

SW-846 8260C

Qualifications:

V-16

Response factor is less than method specified minimum acceptable value. Reduced precision and accuracy may be associated with reported result.

Analyte & Samples(s) Qualified:

Tetrahydrofuran
17D0785-11[B311], 17D0785-12[B312], B174845-BLK1, B174845-BS1

SW-846 8270D

Qualifications:

V-16

Response factor is less than method specified minimum acceptable value. Reduced precision and accuracy may be associated with reported result.

Analyte & Samples(s) Qualified:

Pentachloronitrobenzene
17D0785-11[B311], 17D0785-12[B312], B174813-BLK1, B174813-BS1, B174813-BSD1

V-20

Continuing calibration did not meet method specifications and was biased on the high side. Data validation is not affected since sample result was "not detected" for this compound.

Analyte & Samples(s) Qualified:

N-Nitrosodi-n-propylamine
17D0785-11[B311], 17D0785-12[B312]

39 Spruce Street * East Longmeadow, MA 01028 * FAX 413/525-6405 * TEL. 413/525-2332

SW-846 8270D

The LCS sample recoveries for required RCP 8270 compounds were all within control limits specified by the method, 40-140% for base/neutrals and 30-130% for acids except for "difficult analytes" listed below and/or otherwise listed in this narrative: Difficult analytes for soil - limits between 10 and 180% depending on the compound (see QC summary for limits): 3,3'-Dichlorobenzidine, Pyridine, Aniline, 4-Chloroaniline, 3-Nitroaniline, and n-Nitrosodiphenylamine.

All reporting limits specified on the chain-of-custody were met, except for Pyridine, 1,2,4,5-Tetrachlorobenzene and Pentachloronitrobenzene for the most protective criteria since the laboratory cannot achieve the required RCP calibration criteria at these levels unless otherwise listed in this narrative.

The results of analyses reported only relate to samples submitted to the Con-Test Analytical Laboratory for testing.
I certify that the analyses listed above, unless specifically listed as subcontracted, if any, were performed under my direction according to the approved methodologies listed in this document, and that based upon my inquiry of those individuals immediately responsible for obtaining the information, the material contained in this report is, to the best of my knowledge and belief, accurate and complete.

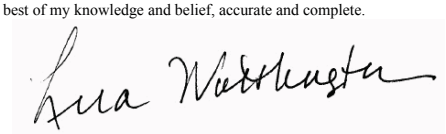

Lisa A. Worthington
Project Manager

con-test® ANALYTICAL LABORATORY
39 Spruce Street * East Longmeadow, MA 01028 * FAX 413/525-6405 * TEL. 413/525-2332

Project Location: Simsbury, CT | Sample Description: | Work Order: 17D0785

Date Received: 4/18/2017

Field Sample #: B301 | Sampled: 4/18/2017 11:20

Sample ID: 17D0785-01

Sample Matrix: Soil

Petroleum Hydrocarbons Analyses

Analyte	Results	RL	Units	Dilution	Flag/Qual	Method	Date Prepared	Date/Time Analyzed	Analyst
CT ETPH	500	100	mg/Kg dry	10		CTDEP ETPH	4/19/17	4/20/17 16:59	SCS

Surrogates	% Recovery	Recovery Limits	Flag/Qual				
o-Terphenyl	65.4	50-150				4/20/17 16:59	

con-test® ANALYTICAL LABORATORY
39 Spruce Street * East Longmeadow, MA 01028 * FAX 413/525-6405 * TEL. 413/525-2332

Project Location: Simsbury, CT | Sample Description: | Work Order: 17D0785

Date Received: 4/18/2017

Field Sample #: B301 | Sampled: 4/18/2017 11:20

Sample ID: 17D0785-01

Sample Matrix: Soil

Conventional Chemistry Parameters by EPA/APHA/SW-846 Methods (Total)

Analyte	Results	RL	Units	Dilution	Flag/Qual	Method	Date Prepared	Date/Time Analyzed	Analyst
% Solids	98.5		% Wt	1		SM 2540G	4/19/17	4/20/17 7:30	MRL

con-test® ANALYTICAL LABORATORY
39 Spruce Street * East Longmeadow, MA 01028 * FAX 413/525-6405 * TEL. 413/525-2332

Project Location: Simsbury, CT | Sample Description: | Work Order: 17D0785

Date Received: 4/18/2017

Field Sample #: B302 | Sampled: 4/18/2017 11:45

Sample ID: 17D0785-02

Sample Matrix: Soil

Petroleum Hydrocarbons Analyses

Analyte	Results	RL	Units	Dilution	Flag/Qual	Method	Date Prepared	Date/Time Analyzed	Analyst
CT ETPH	ND	10	mg/Kg dry	1		CTDEP ETPH	4/19/17	4/20/17 15:13	SCS

Surrogates	% Recovery	Recovery Limits	Flag/Qual				
o-Terphenyl	72.9	50-150				4/20/17 15:13	

con-test® ANALYTICAL LABORATORY
39 Spruce Street * East Longmeadow, MA 01028 * FAX 413/525-6405 * TEL. 413/525-2332

Project Location: Simsbury, CT | Sample Description: | Work Order: 17D0785

Date Received: 4/18/2017

Field Sample #: B302 | Sampled: 4/18/2017 11:45

Sample ID: 17D0785-02

Sample Matrix: Soil

Conventional Chemistry Parameters by EPA/APHA/SW-846 Methods (Total)

Analyte	Results	RL	Units	Dilution	Flag/Qual	Method	Date Prepared	Date/Time Analyzed	Analyst
% Solids	97.6		% Wt	1		SM 2540G	4/19/17	4/20/17 7:30	MRL

con-test® ANALYTICAL LABORATORY
39 Spruce Street * East Longmeadow, MA 01028 * FAX 413/525-6405 * TEL. 413/525-2332

Project Location: Simsbury, CT | Sample Description: | Work Order: 17D0785

Date Received: 4/18/2017

Field Sample #: B303 | Sampled: 4/18/2017 12:10

Sample ID: 17D0785-03

Sample Matrix: Soil

Petroleum Hydrocarbons Analyses

Analyte	Results	RL	Units	Dilution	Flag/Qual	Method	Date Prepared	Date/Time Analyzed	Analyst
CT ETPH	100	10	mg/Kg dry	1		CTDEP ETPH	4/19/17	4/20/17 15:30	SCS

Surrogates	% Recovery	Recovery Limits	Flag/Qual				
o-Terphenyl	55.7	50-150				4/20/17 15:30	

con-test® ANALYTICAL LABORATORY
39 Spruce Street * East Longmeadow, MA 01028 * FAX 413/525-6405 * TEL. 413/525-2332

Project Location: Simsbury, CT
Sample Description:
Work Order: 17D0785

Date Received: 4/18/2017

Field Sample #: B303
Sampled: 4/18/2017 12:10

Sample ID: 17D0785-03

Sample Matrix: Soil

Conventional Chemistry Parameters by EPA/APHA/SW-846 Methods (Total)

Analyte	Results	RL	Units	Dilution	Flag/Qual	Method	Date Prepared	Date/Time Analyzed	Analyst
% Solids	96.5		% Wt	1		SM 2540G	4/19/17	4/20/17 7:30	MRL

con-test® ANALYTICAL LABORATORY
39 Spruce Street * East Longmeadow, MA 01028 * FAX 413/525-6405 * TEL. 413/525-2332

Project Location: Simsbury, CT | Sample Description: | Work Order: 17D0785

Date Received: 4/18/2017

Field Sample #: B304 | Sampled: 4/18/2017 12:25

Sample ID: 17D0785-04

Sample Matrix: Soil

Petroleum Hydrocarbons Analyses

Analyte	Results	RL	Units	Dilution	Flag/Qual	Method	Date Prepared	Date/Time Analyzed	Analyst
CT ETPH	ND	10	mg/Kg dry	1		CTDEP ETPH	4/19/17	4/20/17 15:48	SCS

Surrogates	% Recovery	Recovery Limits	Flag/Qual				
o-Terphenyl	78.3	50-150				4/20/17 15:48	

con-test® ANALYTICAL LABORATORY
39 Spruce Street * East Longmeadow, MA 01028 * FAX 413/525-6405 * TEL. 413/525-2332

Project Location: Simsbury, CT | Sample Description: | Work Order: 17D0785

Date Received: 4/18/2017

Field Sample #: B304 | Sampled: 4/18/2017 12:25

Sample ID: 17D0785-04

Sample Matrix: Soil

Conventional Chemistry Parameters by EPA/APHA/SW-846 Methods (Total)

Analyte	Results	RL	Units	Dilution	Flag/Qual	Method	Date Prepared	Date/Time Analyzed	Analyst
% Solids	97.4		% Wt	1		SM 2540G	4/19/17	4/20/17 7:30	MRL

con-test® ANALYTICAL LABORATORY
39 Spruce Street * East Longmeadow, MA 01028 * FAX 413/525-6405 * TEL. 413/525-2332

Project Location: Simsbury, CT | Sample Description: | Work Order: 17D0785

Date Received: 4/18/2017

Field Sample #: B305 | Sampled: 4/18/2017 12:32

Sample ID: 17D0785-05

Sample Matrix: Soil

Petroleum Hydrocarbons Analyses

Analyte	Results	RL	Units	Dilution	Flag/Qual	Method	Date Prepared	Date/Time Analyzed	Analyst
CT ETPH	ND	10	mg/Kg dry	1		CTDEP ETPH	4/19/17	4/20/17 16:06	SCS

Surrogates	% Recovery	Recovery Limits	Flag/Qual				
o-Terphenyl	82.0	50-150					4/20/17 16:06

con-test® ANALYTICAL LABORATORY
39 Spruce Street * East Longmeadow, MA 01028 * FAX 413/525-6405 * TEL. 413/525-2332

Project Location: Simsbury, CT | Sample Description: | Work Order: 17D0785

Date Received: 4/18/2017

Field Sample #: B305 | Sampled: 4/18/2017 12:32

Sample ID: 17D0785-05

Sample Matrix: Soil

Conventional Chemistry Parameters by EPA/APHA/SW-846 Methods (Total)

Analyte	Results	RL	Units	Dilution	Flag/Qual	Method	Date Prepared	Date/Time Analyzed	Analyst
% Solids	97.5		% Wt	1		SM 2540G	4/19/17	4/20/17 7:30	MRL

con-test® ANALYTICAL LABORATORY
39 Spruce Street * East Longmeadow, MA 01028 * FAX 413/525-6405 * TEL. 413/525-2332

Project Location: Simsbury, CT | Sample Description: | Work Order: 17D0785

Date Received: 4/18/2017

Field Sample #: B306 | Sampled: 4/18/2017 14:40

Sample ID: 17D0785-06

Sample Matrix: Soil

Petroleum Hydrocarbons Analyses

Analyte	Results	RL	Units	Dilution	Flag/Qual	Method	Date Prepared	Date/Time Analyzed	Analyst
CT ETPH	ND	11	mg/Kg dry	1		CTDEP ETPH	4/19/17	4/20/17 16:23	SCS

Surrogates	% Recovery	Recovery Limits	Flag/Qual				
o-Terphenyl	77.6	50-150				4/20/17 16:23	

con-test® ANALYTICAL LABORATORY
39 Spruce Street * East Longmeadow, MA 01028 * FAX 413/525-6405 * TEL. 413/525-2332

Project Location: Simsbury, CT | Sample Description: | Work Order: 17D0785

Date Received: 4/18/2017

Field Sample #: B306 | Sampled: 4/18/2017 14:40

Sample ID: 17D0785-06

Sample Matrix: Soil

Conventional Chemistry Parameters by EPA/APHA/SW-846 Methods (Total)

Analyte	Results	RL	Units	Dilution	Flag/Qual	Method	Date Prepared	Date/Time Analyzed	Analyst
% Solids	95.0		% Wt	1		SM 2540G	4/19/17	4/20/17 7:30	MRL

con-test® ANALYTICAL LABORATORY
39 Spruce Street * East Longmeadow, MA 01028 * FAX 413/525-6405 * TEL. 413/525-2332

Project Location: Simsbury, CT | Sample Description: | Work Order: 17D0785

Date Received: 4/18/2017

Field Sample #: B307 | Sampled: 4/18/2017 14:55

Sample ID: 17D0785-07

Sample Matrix: Soil

Petroleum Hydrocarbons Analyses

Analyte	Results	RL	Units	Dilution	Flag/Qual	Method	Date Prepared	Date/Time Analyzed	Analyst
CT ETPH	360	100	mg/Kg dry	10		CTDEP ETPH	4/19/17	4/21/17 15:00	PJG

Surrogates	% Recovery	Recovery Limits	Flag/Qual				
o-Terphenyl	65.2	50-150				4/21/17 15:00	

con-test® ANALYTICAL LABORATORY
39 Spruce Street * East Longmeadow, MA 01028 * FAX 413/525-6405 * TEL. 413/525-2332

Project Location: Simsbury, CT | Sample Description: | Work Order: 17D0785

Date Received: 4/18/2017

Field Sample #: B307 | Sampled: 4/18/2017 14:55

Sample ID: 17D0785-07

Sample Matrix: Soil

Conventional Chemistry Parameters by EPA/APHA/SW-846 Methods (Total)

Analyte	Results	RL	Units	Dilution	Flag/Qual	Method	Date Prepared	Date/Time Analyzed	Analyst
% Solids	97.5		% Wt	1		SM 2540G	4/19/17	4/20/17 7:30	MRL

con-test® ANALYTICAL LABORATORY
39 Spruce Street * East Longmeadow, MA 01028 * FAX 413/525-6405 * TEL. 413/525-2332

Project Location: Simsbury, CT | Sample Description: | Work Order: 17D0785

Date Received: 4/18/2017

Field Sample #: B308 | Sampled: 4/18/2017 15:15

Sample ID: 17D0785-08

Sample Matrix: Soil

Petroleum Hydrocarbons Analyses

Analyte	Results	RL	Units	Dilution	Flag/Qual	Method	Date Prepared	Date/Time Analyzed	Analyst
CT ETPH	15	10	mg/Kg dry	1		CTDEP ETPH	4/19/17	4/20/17 15:48	SCS

Surrogates	% Recovery	Recovery Limits	Flag/Qual				
o-Terphenyl	72.5	50-150				4/20/17 15:48	

con-test® ANALYTICAL LABORATORY
39 Spruce Street * East Longmeadow, MA 01028 * FAX 413/525-6405 * TEL. 413/525-2332

Project Location: Simsbury, CT | Sample Description: | Work Order: 17D0785

Date Received: 4/18/2017

Field Sample #: B308 | Sampled: 4/18/2017 15:15

Sample ID: 17D0785-08

Sample Matrix: Soil

Conventional Chemistry Parameters by EPA/APHA/SW-846 Methods (Total)

Analyte	Results	RL	Units	Dilution	Flag/Qual	Method	Date Prepared	Date/Time Analyzed	Analyst
% Solids	95.9		% Wt	1		SM 2540G	4/19/17	4/20/17 7:30	MRL

con-test® ANALYTICAL LABORATORY
39 Spruce Street * East Longmeadow, MA 01028 * FAX 413/525-6405 * TEL. 413/525-2332

Project Location: Simsbury, CT | Sample Description: | Work Order: 17D0785

Date Received: 4/18/2017

Field Sample #: B309 | Sampled: 4/18/2017 15:30

Sample ID: 17D0785-09

Sample Matrix: Soil

Petroleum Hydrocarbons Analyses

Analyte	Results	RL	Units	Dilution	Flag/Qual	Method	Date Prepared	Date/Time Analyzed	Analyst
CT ETPH	ND	10	mg/Kg dry	1		CTDEP ETPH	4/19/17	4/20/17 16:06	SCS

Surrogates	% Recovery	Recovery Limits	Flag/Qual				
o-Terphenyl	76.0	50-150				4/20/17 16:06	

con-test® ANALYTICAL LABORATORY
39 Spruce Street * East Longmeadow, MA 01028 * FAX 413/525-6405 * TEL. 413/525-2332

Project Location: Simsbury, CT | Sample Description: | Work Order: 17D0785

Date Received: 4/18/2017

Field Sample #: B309 | Sampled: 4/18/2017 15:30

Sample ID: 17D0785-09

Sample Matrix: Soil

Conventional Chemistry Parameters by EPA/APHA/SW-846 Methods (Total)

Analyte	Results	RL	Units	Dilution	Flag/Qual	Method	Date Prepared	Date/Time Analyzed	Analyst
% Solids	97.9		% Wt	1		SM 2540G	4/19/17	4/20/17 7:30	MRL

con-test® ANALYTICAL LABORATORY
39 Spruce Street * East Longmeadow, MA 01028 * FAX 413/525-6405 * TEL. 413/525-2332

Project Location: Simsbury, CT
Sample Description:
Work Order: 17D0785

Date Received: 4/18/2017

Field Sample #: B310
Sampled: 4/18/2017 15:45

Sample ID: 17D0785-10

Sample Matrix: Soil

Petroleum Hydrocarbons Analyses

Analyte	Results	RL	Units	Dilution	Flag/Qual	Method	Date Prepared	Date/Time Analyzed	Analyst
CT ETPH	17000	4300	mg/Kg dry	200		CTDEP ETPH	4/19/17	4/21/17 15:17	PJG

Surrogates	% Recovery	Recovery Limits	Flag/Qual	
o-Terphenyl	*	50-150	S-01	4/21/17 15:17

con-test® ANALYTICAL LABORATORY
39 Spruce Street * East Longmeadow, MA 01028 * FAX 413/525-6405 * TEL. 413/525-2332

Project Location: Simsbury, CT | Sample Description: | Work Order: 17D0785

Date Received: 4/18/2017

Field Sample #: B310 | Sampled: 4/18/2017 15:45

Sample ID: 17D0785-10

Sample Matrix: Soil

Conventional Chemistry Parameters by EPA/APHA/SW-846 Methods (Total)

Analyte	Results	RL	Units	Dilution	Flag/Qual	Method	Date Prepared	Date/Time Analyzed	Analyst
% Solids	93.6		% Wt	1		SM 2540G	4/19/17	4/20/17 7:30	MRL

con-test® ANALYTICAL LABORATORY
39 Spruce Street * East Longmeadow, MA 01028 * FAX 413/525-6405 * TEL. 413/525-2332

Project Location: Simsbury, CT | Sample Description: | Work Order: 17D0785
Date Received: 4/18/2017
Field Sample #: B311 | Sampled: 4/18/2017 13:30
Sample ID: 17D0785-11
Sample Matrix: Soil

Volatile Organic Compounds by GC/MS

Analyte	Results	RL	Units	Dilution	Flag/Qual	Method	Date Prepared	Date/Time Analyzed	Analyst
Acetone	ND	0.088	mg/Kg dry	1		SW-846 8260C	4/19/17	4/19/17 9:16	MFF
Acrylonitrile	ND	0.0053	mg/Kg dry	1		SW-846 8260C	4/19/17	4/19/17 9:16	MFF
Benzene	ND	0.0018	mg/Kg dry	1		SW-846 8260C	4/19/17	4/19/17 9:16	MFF
Bromobenzene	ND	0.0018	mg/Kg dry	1		SW-846 8260C	4/19/17	4/19/17 9:16	MFF
Bromodichloromethane	ND	0.0018	mg/Kg dry	1		SW-846 8260C	4/19/17	4/19/17 9:16	MFF
Bromoform	ND	0.0018	mg/Kg dry	1		SW-846 8260C	4/19/17	4/19/17 9:16	MFF
Bromomethane	ND	0.0088	mg/Kg dry	1		SW-846 8260C	4/19/17	4/19/17 9:16	MFF
2-Butanone (MEK)	ND	0.035	mg/Kg dry	1		SW-846 8260C	4/19/17	4/19/17 9:16	MFF
n-Butylbenzene	ND	0.0018	mg/Kg dry	1		SW-846 8260C	4/19/17	4/19/17 9:16	MFF
sec-Butylbenzene	ND	0.0018	mg/Kg dry	1		SW-846 8260C	4/19/17	4/19/17 9:16	MFF
tert-Butylbenzene	ND	0.0018	mg/Kg dry	1		SW-846 8260C	4/19/17	4/19/17 9:16	MFF
Carbon Disulfide	ND	0.0053	mg/Kg dry	1		SW-846 8260C	4/19/17	4/19/17 9:16	MFF
Carbon Tetrachloride	ND	0.0018	mg/Kg dry	1		SW-846 8260C	4/19/17	4/19/17 9:16	MFF
Chlorobenzene	ND	0.0018	mg/Kg dry	1		SW-846 8260C	4/19/17	4/19/17 9:16	MFF
Chlorodibromomethane	ND	0.00088	mg/Kg dry	1		SW-846 8260C	4/19/17	4/19/17 9:16	MFF
Chloroethane	ND	0.018	mg/Kg dry	1		SW-846 8260C	4/19/17	4/19/17 9:16	MFF
Chloroform	ND	0.0035	mg/Kg dry	1		SW-846 8260C	4/19/17	4/19/17 9:16	MFF
Chloromethane	ND	0.0088	mg/Kg dry	1		SW-846 8260C	4/19/17	4/19/17 9:16	MFF
2-Chlorotoluene	ND	0.0018	mg/Kg dry	1		SW-846 8260C	4/19/17	4/19/17 9:16	MFF
4-Chlorotoluene	ND	0.0018	mg/Kg dry	1		SW-846 8260C	4/19/17	4/19/17 9:16	MFF
1,2-Dibromo-3-chloropropane (DBCP)	ND	0.0018	mg/Kg dry	1		SW-846 8260C	4/19/17	4/19/17 9:16	MFF
1,2-Dibromoethane (EDB)	ND	0.00088	mg/Kg dry	1		SW-846 8260C	4/19/17	4/19/17 9:16	MFF
Dibromomethane	ND	0.0018	mg/Kg dry	1		SW-846 8260C	4/19/17	4/19/17 9:16	MFF
1,2-Dichlorobenzene	ND	0.0018	mg/Kg dry	1		SW-846 8260C	4/19/17	4/19/17 9:16	MFF
1,3-Dichlorobenzene	ND	0.0018	mg/Kg dry	1		SW-846 8260C	4/19/17	4/19/17 9:16	MFF
1,4-Dichlorobenzene	ND	0.0018	mg/Kg dry	1		SW-846 8260C	4/19/17	4/19/17 9:16	MFF
trans-1,4-Dichloro-2-butene	ND	0.0035	mg/Kg dry	1		SW-846 8260C	4/19/17	4/19/17 9:16	MFF
Dichlorodifluoromethane (Freon 12)	ND	0.018	mg/Kg dry	1		SW-846 8260C	4/19/17	4/19/17 9:16	MFF
1,1-Dichloroethane	ND	0.0018	mg/Kg dry	1		SW-846 8260C	4/19/17	4/19/17 9:16	MFF
1,2-Dichloroethane	ND	0.0018	mg/Kg dry	1		SW-846 8260C	4/19/17	4/19/17 9:16	MFF
1,1-Dichloroethylene	ND	0.0035	mg/Kg dry	1		SW-846 8260C	4/19/17	4/19/17 9:16	MFF
cis-1,2-Dichloroethylene	ND	0.0018	mg/Kg dry	1		SW-846 8260C	4/19/17	4/19/17 9:16	MFF
trans-1,2-Dichloroethylene	ND	0.0018	mg/Kg dry	1		SW-846 8260C	4/19/17	4/19/17 9:16	MFF
1,2-Dichloropropane	ND	0.0018	mg/Kg dry	1		SW-846 8260C	4/19/17	4/19/17 9:16	MFF
1,3-Dichloropropane	ND	0.00088	mg/Kg dry	1		SW-846 8260C	4/19/17	4/19/17 9:16	MFF
2,2-Dichloropropane	ND	0.0018	mg/Kg dry	1		SW-846 8260C	4/19/17	4/19/17 9:16	MFF
1,1-Dichloropropene	ND	0.0018	mg/Kg dry	1		SW-846 8260C	4/19/17	4/19/17 9:16	MFF
cis-1,3-Dichloropropene	ND	0.00088	mg/Kg dry	1		SW-846 8260C	4/19/17	4/19/17 9:16	MFF
trans-1,3-Dichloropropene	ND	0.00088	mg/Kg dry	1		SW-846 8260C	4/19/17	4/19/17 9:16	MFF
Ethylbenzene	ND	0.0018	mg/Kg dry	1		SW-846 8260C	4/19/17	4/19/17 9:16	MFF
Hexachlorobutadiene	ND	0.0018	mg/Kg dry	1		SW-846 8260C	4/19/17	4/19/17 9:16	MFF
2-Hexanone (MBK)	ND	0.018	mg/Kg dry	1		SW-846 8260C	4/19/17	4/19/17 9:16	MFF
Isopropylbenzene (Cumene)	ND	0.0018	mg/Kg dry	1		SW-846 8260C	4/19/17	4/19/17 9:16	MFF
p-Isopropyltoluene (p-Cymene)	ND	0.0018	mg/Kg dry	1		SW-846 8260C	4/19/17	4/19/17 9:16	MFF

con-test® ANALYTICAL LABORATORY
39 Spruce Street * East Longmeadow, MA 01028 * FAX 413/525-6405 * TEL. 413/525-2332

Project Location: Simsbury, CT | Sample Description: | Work Order: 17D0785

Date Received: 4/18/2017

Field Sample #: B311 | Sampled: 4/18/2017 13:30

Sample ID: 17D0785-11

Sample Matrix: Soil

Volatile Organic Compounds by GC/MS

Analyte	Results	RL	Units	Dilution	Flag/Qual	Method	Date Prepared	Date/Time Analyzed	Analyst
Methyl tert-Butyl Ether (MTBE)	ND	0.0035	mg/Kg dry	1		SW-846 8260C	4/19/17	4/19/17 9:16	MFF
Methylene Chloride	ND	0.018	mg/Kg dry	1		SW-846 8260C	4/19/17	4/19/17 9:16	MFF
4-Methyl-2-pentanone (MIBK)	ND	0.018	mg/Kg dry	1		SW-846 8260C	4/19/17	4/19/17 9:16	MFF
Naphthalene	0.0040	0.0035	mg/Kg dry	1		SW-846 8260C	4/19/17	4/19/17 9:16	MFF
n-Propylbenzene	ND	0.0018	mg/Kg dry	1		SW-846 8260C	4/19/17	4/19/17 9:16	MFF
Styrene	ND	0.0018	mg/Kg dry	1		SW-846 8260C	4/19/17	4/19/17 9:16	MFF
1,1,1,2-Tetrachloroethane	ND	0.0018	mg/Kg dry	1		SW-846 8260C	4/19/17	4/19/17 9:16	MFF
1,1,2,2-Tetrachloroethane	ND	0.0035	mg/Kg dry	1		SW-846 8260C	4/19/17	4/19/17 9:16	MFF
Tetrachloroethylene	ND	0.0018	mg/Kg dry	1		SW-846 8260C	4/19/17	4/19/17 9:16	MFF
Tetrahydrofuran	ND	0.0088	mg/Kg dry	1	V-16	SW-846 8260C	4/19/17	4/19/17 9:16	MFF
Toluene	ND	0.0018	mg/Kg dry	1		SW-846 8260C	4/19/17	4/19/17 9:16	MFF
1,2,3-Trichlorobenzene	ND	0.0018	mg/Kg dry	1		SW-846 8260C	4/19/17	4/19/17 9:16	MFF
1,2,4-Trichlorobenzene	ND	0.0018	mg/Kg dry	1		SW-846 8260C	4/19/17	4/19/17 9:16	MFF
1,1,1-Trichloroethane	ND	0.0018	mg/Kg dry	1		SW-846 8260C	4/19/17	4/19/17 9:16	MFF
1,1,2-Trichloroethane	ND	0.0018	mg/Kg dry	1		SW-846 8260C	4/19/17	4/19/17 9:16	MFF
Trichloroethylene	ND	0.0018	mg/Kg dry	1		SW-846 8260C	4/19/17	4/19/17 9:16	MFF
Trichlorofluoromethane (Freon 11)	ND	0.0088	mg/Kg dry	1		SW-846 8260C	4/19/17	4/19/17 9:16	MFF
1,2,3-Trichloropropane	ND	0.0018	mg/Kg dry	1		SW-846 8260C	4/19/17	4/19/17 9:16	MFF
1,1,2-Trichloro-1,2,2-trifluoroethane (Freon 113)	ND	0.0088	mg/Kg dry	1		SW-846 8260C	4/19/17	4/19/17 9:16	MFF
1,2,4-Trimethylbenzene	0.0040	0.0018	mg/Kg dry	1		SW-846 8260C	4/19/17	4/19/17 9:16	MFF
1,3,5-Trimethylbenzene	0.0019	0.0018	mg/Kg dry	1		SW-846 8260C	4/19/17	4/19/17 9:16	MFF
Vinyl Chloride	ND	0.0088	mg/Kg dry	1		SW-846 8260C	4/19/17	4/19/17 9:16	MFF
m+p Xylene	ND	0.0035	mg/Kg dry	1		SW-846 8260C	4/19/17	4/19/17 9:16	MFF
o-Xylene	ND	0.0018	mg/Kg dry	1		SW-846 8260C	4/19/17	4/19/17 9:16	MFF

Surrogates	% Recovery	Recovery Limits	Flag/Qual	
1,2-Dichloroethane-d4	103	70-130		4/19/17 9:16
Toluene-d8	107	70-130		4/19/17 9:16
4-Bromofluorobenzene	103	70-130		4/19/17 9:16

con-test® ANALYTICAL LABORATORY
39 Spruce Street * East Longmeadow, MA 01028 * FAX 413/525-6405 * TEL. 413/525-2332

Project Location: Simsbury, CT | Sample Description: | Work Order: 17D0785

Date Received: 4/18/2017

Field Sample #: B311 | Sampled: 4/18/2017 13:30

Sample ID: 17D0785-11

Sample Matrix: Soil

Semivolatile Organic Compounds by GC/MS

Analyte	Results	RL	Units	Dilution	Flag/Qual	Method	Date Prepared	Date/Time Analyzed	Analyst
Acenaphthene	ND	0.18	mg/Kg dry	1		SW-846 8270D	4/19/17	4/24/17 16:28	MJC
Acenaphthylene	ND	0.18	mg/Kg dry	1		SW-846 8270D	4/19/17	4/24/17 16:28	MJC
Aniline	ND	0.36	mg/Kg dry	1		SW-846 8270D	4/19/17	4/24/17 16:28	MJC
Anthracene	ND	0.18	mg/Kg dry	1		SW-846 8270D	4/19/17	4/24/17 16:28	MJC
Benzo(a)anthracene	ND	0.18	mg/Kg dry	1		SW-846 8270D	4/19/17	4/24/17 16:28	MJC
Benzo(a)pyrene	ND	0.18	mg/Kg dry	1		SW-846 8270D	4/19/17	4/24/17 16:28	MJC
Benzo(b)fluoranthene	ND	0.18	mg/Kg dry	1		SW-846 8270D	4/19/17	4/24/17 16:28	MJC
Benzo(g,h,i)perylene	ND	0.18	mg/Kg dry	1		SW-846 8270D	4/19/17	4/24/17 16:28	MJC
Benzo(k)fluoranthene	ND	0.18	mg/Kg dry	1		SW-846 8270D	4/19/17	4/24/17 16:28	MJC
Bis(2-chloroethoxy)methane	ND	0.36	mg/Kg dry	1		SW-846 8270D	4/19/17	4/24/17 16:28	MJC
Bis(2-chloroethyl)ether	ND	0.36	mg/Kg dry	1		SW-846 8270D	4/19/17	4/24/17 16:28	MJC
Bis(2-chloroisopropyl)ether	ND	0.36	mg/Kg dry	1		SW-846 8270D	4/19/17	4/24/17 16:28	MJC
Bis(2-Ethylhexyl)phthalate	ND	0.36	mg/Kg dry	1		SW-846 8270D	4/19/17	4/24/17 16:28	MJC
4-Bromophenylphenylether	ND	0.36	mg/Kg dry	1		SW-846 8270D	4/19/17	4/24/17 16:28	MJC
Butylbenzylphthalate	ND	0.36	mg/Kg dry	1		SW-846 8270D	4/19/17	4/24/17 16:28	MJC
Carbazole	ND	0.18	mg/Kg dry	1		SW-846 8270D	4/19/17	4/24/17 16:28	MJC
4-Chloroaniline	ND	0.70	mg/Kg dry	1		SW-846 8270D	4/19/17	4/24/17 16:28	MJC
4-Chloro-3-methylphenol	ND	0.70	mg/Kg dry	1		SW-846 8270D	4/19/17	4/24/17 16:28	MJC
2-Chloronaphthalene	ND	0.36	mg/Kg dry	1		SW-846 8270D	4/19/17	4/24/17 16:28	MJC
2-Chlorophenol	ND	0.36	mg/Kg dry	1		SW-846 8270D	4/19/17	4/24/17 16:28	MJC
4-Chlorophenylphenylether	ND	0.36	mg/Kg dry	1		SW-846 8270D	4/19/17	4/24/17 16:28	MJC
Chrysene	ND	0.18	mg/Kg dry	1		SW-846 8270D	4/19/17	4/24/17 16:28	MJC
Dibenz(a,h)anthracene	ND	0.18	mg/Kg dry	1		SW-846 8270D	4/19/17	4/24/17 16:28	MJC
Dibenzofuran	ND	0.36	mg/Kg dry	1		SW-846 8270D	4/19/17	4/24/17 16:28	MJC
Di-n-butylphthalate	ND	0.36	mg/Kg dry	1		SW-846 8270D	4/19/17	4/24/17 16:28	MJC
3,3-Dichlorobenzidine	ND	0.18	mg/Kg dry	1		SW-846 8270D	4/19/17	4/24/17 16:28	MJC
2,4-Dichlorophenol	ND	0.36	mg/Kg dry	1		SW-846 8270D	4/19/17	4/24/17 16:28	MJC
Diethylphthalate	ND	0.36	mg/Kg dry	1		SW-846 8270D	4/19/17	4/24/17 16:28	MJC
2,4-Dimethylphenol	ND	0.36	mg/Kg dry	1		SW-846 8270D	4/19/17	4/24/17 16:28	MJC
Dimethylphthalate	ND	0.36	mg/Kg dry	1		SW-846 8270D	4/19/17	4/24/17 16:28	MJC
4,6-Dinitro-2-methylphenol	ND	0.36	mg/Kg dry	1		SW-846 8270D	4/19/17	4/24/17 16:28	MJC
2,4-Dinitrophenol	ND	0.70	mg/Kg dry	1		SW-846 8270D	4/19/17	4/24/17 16:28	MJC
2,4-Dinitrotoluene	ND	0.36	mg/Kg dry	1		SW-846 8270D	4/19/17	4/24/17 16:28	MJC
2,6-Dinitrotoluene	ND	0.36	mg/Kg dry	1		SW-846 8270D	4/19/17	4/24/17 16:28	MJC
Di-n-octylphthalate	ND	0.36	mg/Kg dry	1		SW-846 8270D	4/19/17	4/24/17 16:28	MJC
Fluoranthene	ND	0.18	mg/Kg dry	1		SW-846 8270D	4/19/17	4/24/17 16:28	MJC
Fluorene	ND	0.18	mg/Kg dry	1		SW-846 8270D	4/19/17	4/24/17 16:28	MJC
Hexachlorobenzene	ND	0.36	mg/Kg dry	1		SW-846 8270D	4/19/17	4/24/17 16:28	MJC
Hexachlorobutadiene	ND	0.36	mg/Kg dry	1		SW-846 8270D	4/19/17	4/24/17 16:28	MJC
Hexachlorocyclopentadiene	ND	0.36	mg/Kg dry	1		SW-846 8270D	4/19/17	4/24/17 16:28	MJC
Hexachloroethane	ND	0.36	mg/Kg dry	1		SW-846 8270D	4/19/17	4/24/17 16:28	MJC
Indeno(1,2,3-cd)pyrene	ND	0.18	mg/Kg dry	1		SW-846 8270D	4/19/17	4/24/17 16:28	MJC
Isophorone	ND	0.36	mg/Kg dry	1		SW-846 8270D	4/19/17	4/24/17 16:28	MJC
2-Methylnaphthalene	ND	0.18	mg/Kg dry	1		SW-846 8270D	4/19/17	4/24/17 16:28	MJC

con-test® ANALYTICAL LABORATORY
39 Spruce Street * East Longmeadow, MA 01028 * FAX 413/525-6405 * TEL. 413/525-2332

Project Location: Simsbury, CT | Sample Description: | Work Order: 17D0785

Date Received: 4/18/2017

Field Sample #: B311 | Sampled: 4/18/2017 13:30

Sample ID: 17D0785-11

Sample Matrix: Soil

Semivolatile Organic Compounds by GC/MS

Analyte	Results	RL	Units	Dilution	Flag/Qual	Method	Date Prepared	Date/Time Analyzed	Analyst
2-Methylphenol	ND	0.36	mg/Kg dry	1		SW-846 8270D	4/19/17	4/24/17 16:28	MJC
3/4-Methylphenol	ND	0.36	mg/Kg dry	1		SW-846 8270D	4/19/17	4/24/17 16:28	MJC
Naphthalene	ND	0.18	mg/Kg dry	1		SW-846 8270D	4/19/17	4/24/17 16:28	MJC
2-Nitroaniline	ND	0.36	mg/Kg dry	1		SW-846 8270D	4/19/17	4/24/17 16:28	MJC
3-Nitroaniline	ND	0.36	mg/Kg dry	1		SW-846 8270D	4/19/17	4/24/17 16:28	MJC
4-Nitroaniline	ND	0.36	mg/Kg dry	1		SW-846 8270D	4/19/17	4/24/17 16:28	MJC
Nitrobenzene	ND	0.36	mg/Kg dry	1		SW-846 8270D	4/19/17	4/24/17 16:28	MJC
2-Nitrophenol	ND	0.36	mg/Kg dry	1		SW-846 8270D	4/19/17	4/24/17 16:28	MJC
4-Nitrophenol	ND	0.70	mg/Kg dry	1		SW-846 8270D	4/19/17	4/24/17 16:28	MJC
N-Nitrosodiphenylamine	ND	0.36	mg/Kg dry	1		SW-846 8270D	4/19/17	4/24/17 16:28	MJC
N-Nitrosodi-n-propylamine	ND	0.36	mg/Kg dry	1	V-20	SW-846 8270D	4/19/17	4/24/17 16:28	MJC
Pentachloronitrobenzene	ND	0.36	mg/Kg dry	1	V-16	SW-846 8270D	4/19/17	4/24/17 16:28	MJC
Pentachlorophenol	ND	0.36	mg/Kg dry	1		SW-846 8270D	4/19/17	4/24/17 16:28	MJC
Phenanthrene	ND	0.18	mg/Kg dry	1		SW-846 8270D	4/19/17	4/24/17 16:28	MJC
Phenol	ND	0.36	mg/Kg dry	1		SW-846 8270D	4/19/17	4/24/17 16:28	MJC
Pyrene	ND	0.18	mg/Kg dry	1		SW-846 8270D	4/19/17	4/24/17 16:28	MJC
Pyridine	ND	0.36	mg/Kg dry	1		SW-846 8270D	4/19/17	4/24/17 16:28	MJC
1,2,4,5-Tetrachlorobenzene	ND	0.36	mg/Kg dry	1		SW-846 8270D	4/19/17	4/24/17 16:28	MJC
1,2,4-Trichlorobenzene	ND	0.36	mg/Kg dry	1		SW-846 8270D	4/19/17	4/24/17 16:28	MJC
2,4,5-Trichlorophenol	ND	0.36	mg/Kg dry	1		SW-846 8270D	4/19/17	4/24/17 16:28	MJC
2,4,6-Trichlorophenol	ND	0.36	mg/Kg dry	1		SW-846 8270D	4/19/17	4/24/17 16:28	MJC

Surrogates	% Recovery	Recovery Limits	Flag/Qual	
2-Fluorophenol	63.0	30-130		4/24/17 16:28
Phenol-d6	66.5	30-130		4/24/17 16:28
Nitrobenzene-d5	64.1	30-130		4/24/17 16:28
2-Fluorobiphenyl	76.3	30-130		4/24/17 16:28
2,4,6-Tribromophenol	77.3	30-130		4/24/17 16:28
p-Terphenyl-d14	87.2	30-130		4/24/17 16:28

con-test® ANALYTICAL LABORATORY
39 Spruce Street * East Longmeadow, MA 01028 * FAX 413/525-6405 * TEL. 413/525-2332

Project Location: Simsbury, CT | Sample Description: | Work Order: 17D0785

Date Received: 4/18/2017

Field Sample #: B311 | Sampled: 4/18/2017 13:30

Sample ID: 17D0785-11

Sample Matrix: Soil

Petroleum Hydrocarbons Analyses

Analyte	Results	RL	Units	Dilution	Flag/Qual	Method	Date Prepared	Date/Time Analyzed	Analyst
CT ETPH	340	53	mg/Kg dry	5		CTDEP ETPH	4/19/17	4/20/17 17:52	SCS

Surrogates	% Recovery	Recovery Limits	Flag/Qual				
o-Terphenyl	80.1	50-150				4/20/17 17:52	

con-test® ANALYTICAL LABORATORY
39 Spruce Street * East Longmeadow, MA 01028 * FAX 413/525-6405 * TEL. 413/525-2332

Project Location: Simsbury, CT | Sample Description: | Work Order: 17D0785

Date Received: 4/18/2017

Field Sample #: B311 | Sampled: 4/18/2017 13:30

Sample ID: 17D0785-11

Sample Matrix: Soil

Conventional Chemistry Parameters by EPA/APHA/SW-846 Methods (Total)

Analyte	Results	RL	Units	Dilution	Flag/Qual	Method	Date Prepared	Date/Time Analyzed	Analyst
% Solids	94.6		% Wt	1		SM 2540G	4/19/17	4/20/17 7:30	MRL

con-test® ANALYTICAL LABORATORY
39 Spruce Street * East Longmeadow, MA 01028 * FAX 413/525-6405 * TEL. 413/525-2332

Project Location: Simsbury, CT | Sample Description: | Work Order: 17D0785

Date Received: 4/18/2017

Field Sample #: B312 | Sampled: 4/18/2017 14:00

Sample ID: 17D0785-12

Sample Matrix: Soil

Volatile Organic Compounds by GC/MS

Analyte	Results	RL	Units	Dilution	Flag/Qual	Method	Date Prepared	Date/Time Analyzed	Analyst
Acetone	ND	0.080	mg/Kg dry	1		SW-846 8260C	4/19/17	4/19/17 8:48	MFF
Acrylonitrile	ND	0.0048	mg/Kg dry	1		SW-846 8260C	4/19/17	4/19/17 8:48	MFF
Benzene	ND	0.0016	mg/Kg dry	1		SW-846 8260C	4/19/17	4/19/17 8:48	MFF
Bromobenzene	ND	0.0016	mg/Kg dry	1		SW-846 8260C	4/19/17	4/19/17 8:48	MFF
Bromodichloromethane	ND	0.0016	mg/Kg dry	1		SW-846 8260C	4/19/17	4/19/17 8:48	MFF
Bromoform	ND	0.0016	mg/Kg dry	1		SW-846 8260C	4/19/17	4/19/17 8:48	MFF
Bromomethane	ND	0.0080	mg/Kg dry	1		SW-846 8260C	4/19/17	4/19/17 8:48	MFF
2-Butanone (MEK)	ND	0.032	mg/Kg dry	1		SW-846 8260C	4/19/17	4/19/17 8:48	MFF
n-Butylbenzene	ND	0.0016	mg/Kg dry	1		SW-846 8260C	4/19/17	4/19/17 8:48	MFF
sec-Butylbenzene	ND	0.0016	mg/Kg dry	1		SW-846 8260C	4/19/17	4/19/17 8:48	MFF
tert-Butylbenzene	ND	0.0016	mg/Kg dry	1		SW-846 8260C	4/19/17	4/19/17 8:48	MFF
Carbon Disulfide	ND	0.0048	mg/Kg dry	1		SW-846 8260C	4/19/17	4/19/17 8:48	MFF
Carbon Tetrachloride	ND	0.0016	mg/Kg dry	1		SW-846 8260C	4/19/17	4/19/17 8:48	MFF
Chlorobenzene	ND	0.0016	mg/Kg dry	1		SW-846 8260C	4/19/17	4/19/17 8:48	MFF
Chlorodibromomethane	ND	0.00080	mg/Kg dry	1		SW-846 8260C	4/19/17	4/19/17 8:48	MFF
Chloroethane	ND	0.016	mg/Kg dry	1		SW-846 8260C	4/19/17	4/19/17 8:48	MFF
Chloroform	ND	0.0032	mg/Kg dry	1		SW-846 8260C	4/19/17	4/19/17 8:48	MFF
Chloromethane	ND	0.0080	mg/Kg dry	1		SW-846 8260C	4/19/17	4/19/17 8:48	MFF
2-Chlorotoluene	ND	0.0016	mg/Kg dry	1		SW-846 8260C	4/19/17	4/19/17 8:48	MFF
4-Chlorotoluene	ND	0.0016	mg/Kg dry	1		SW-846 8260C	4/19/17	4/19/17 8:48	MFF
1,2-Dibromo-3-chloropropane (DBCP)	ND	0.0016	mg/Kg dry	1		SW-846 8260C	4/19/17	4/19/17 8:48	MFF
1,2-Dibromoethane (EDB)	ND	0.00080	mg/Kg dry	1		SW-846 8260C	4/19/17	4/19/17 8:48	MFF
Dibromomethane	ND	0.0016	mg/Kg dry	1		SW-846 8260C	4/19/17	4/19/17 8:48	MFF
1,2-Dichlorobenzene	ND	0.0016	mg/Kg dry	1		SW-846 8260C	4/19/17	4/19/17 8:48	MFF
1,3-Dichlorobenzene	ND	0.0016	mg/Kg dry	1		SW-846 8260C	4/19/17	4/19/17 8:48	MFF
1,4-Dichlorobenzene	ND	0.0016	mg/Kg dry	1		SW-846 8260C	4/19/17	4/19/17 8:48	MFF
trans-1,4-Dichloro-2-butene	ND	0.0032	mg/Kg dry	1		SW-846 8260C	4/19/17	4/19/17 8:48	MFF
Dichlorodifluoromethane (Freon 12)	ND	0.016	mg/Kg dry	1		SW-846 8260C	4/19/17	4/19/17 8:48	MFF
1,1-Dichloroethane	ND	0.0016	mg/Kg dry	1		SW-846 8260C	4/19/17	4/19/17 8:48	MFF
1,2-Dichloroethane	ND	0.0016	mg/Kg dry	1		SW-846 8260C	4/19/17	4/19/17 8:48	MFF
1,1-Dichloroethylene	ND	0.0032	mg/Kg dry	1		SW-846 8260C	4/19/17	4/19/17 8:48	MFF
cis-1,2-Dichloroethylene	ND	0.0016	mg/Kg dry	1		SW-846 8260C	4/19/17	4/19/17 8:48	MFF
trans-1,2-Dichloroethylene	ND	0.0016	mg/Kg dry	1		SW-846 8260C	4/19/17	4/19/17 8:48	MFF
1,2-Dichloropropane	ND	0.0016	mg/Kg dry	1		SW-846 8260C	4/19/17	4/19/17 8:48	MFF
1,3-Dichloropropane	ND	0.00080	mg/Kg dry	1		SW-846 8260C	4/19/17	4/19/17 8:48	MFF
2,2-Dichloropropane	ND	0.0016	mg/Kg dry	1		SW-846 8260C	4/19/17	4/19/17 8:48	MFF
1,1-Dichloropropene	ND	0.0016	mg/Kg dry	1		SW-846 8260C	4/19/17	4/19/17 8:48	MFF
cis-1,3-Dichloropropene	ND	0.00080	mg/Kg dry	1		SW-846 8260C	4/19/17	4/19/17 8:48	MFF
trans-1,3-Dichloropropene	ND	0.00080	mg/Kg dry	1		SW-846 8260C	4/19/17	4/19/17 8:48	MFF
Ethylbenzene	ND	0.0016	mg/Kg dry	1		SW-846 8260C	4/19/17	4/19/17 8:48	MFF
Hexachlorobutadiene	ND	0.0016	mg/Kg dry	1		SW-846 8260C	4/19/17	4/19/17 8:48	MFF
2-Hexanone (MBK)	ND	0.016	mg/Kg dry	1		SW-846 8260C	4/19/17	4/19/17 8:48	MFF
Isopropylbenzene (Cumene)	ND	0.0016	mg/Kg dry	1		SW-846 8260C	4/19/17	4/19/17 8:48	MFF
p-Isopropyltoluene (p-Cymene)	ND	0.0016	mg/Kg dry	1		SW-846 8260C	4/19/17	4/19/17 8:48	MFF

con-test® ANALYTICAL LABORATORY
39 Spruce Street * East Longmeadow, MA 01028 * FAX 413/525-6405 * TEL. 413/525-2332

Project Location: Simsbury, CT | Sample Description: | Work Order: 17D0785

Date Received: 4/18/2017

Field Sample #: B312 | Sampled: 4/18/2017 14:00

Sample ID: 17D0785-12

Sample Matrix: Soil

Volatile Organic Compounds by GC/MS

Analyte	Results	RL	Units	Dilution	Flag/Qual	Method	Date Prepared	Date/Time Analyzed	Analyst
Methyl tert-Butyl Ether (MTBE)	ND	0.0032	mg/Kg dry	1		SW-846 8260C	4/19/17	4/19/17 8:48	MFF
Methylene Chloride	ND	0.016	mg/Kg dry	1		SW-846 8260C	4/19/17	4/19/17 8:48	MFF
4-Methyl-2-pentanone (MIBK)	ND	0.016	mg/Kg dry	1		SW-846 8260C	4/19/17	4/19/17 8:48	MFF
Naphthalene	ND	0.0032	mg/Kg dry	1		SW-846 8260C	4/19/17	4/19/17 8:48	MFF
n-Propylbenzene	ND	0.0016	mg/Kg dry	1		SW-846 8260C	4/19/17	4/19/17 8:48	MFF
Styrene	ND	0.0016	mg/Kg dry	1		SW-846 8260C	4/19/17	4/19/17 8:48	MFF
1,1,1,2-Tetrachloroethane	ND	0.0016	mg/Kg dry	1		SW-846 8260C	4/19/17	4/19/17 8:48	MFF
1,1,2,2-Tetrachloroethane	ND	0.0032	mg/Kg dry	1		SW-846 8260C	4/19/17	4/19/17 8:48	MFF
Tetrachloroethylene	ND	0.0016	mg/Kg dry	1		SW-846 8260C	4/19/17	4/19/17 8:48	MFF
Tetrahydrofuran	ND	0.0080	mg/Kg dry	1	V-16	SW-846 8260C	4/19/17	4/19/17 8:48	MFF
Toluene	ND	0.0016	mg/Kg dry	1		SW-846 8260C	4/19/17	4/19/17 8:48	MFF
1,2,3-Trichlorobenzene	ND	0.0016	mg/Kg dry	1		SW-846 8260C	4/19/17	4/19/17 8:48	MFF
1,2,4-Trichlorobenzene	ND	0.0016	mg/Kg dry	1		SW-846 8260C	4/19/17	4/19/17 8:48	MFF
1,1,1-Trichloroethane	ND	0.0016	mg/Kg dry	1		SW-846 8260C	4/19/17	4/19/17 8:48	MFF
1,1,2-Trichloroethane	ND	0.0016	mg/Kg dry	1		SW-846 8260C	4/19/17	4/19/17 8:48	MFF
Trichloroethylene	ND	0.0016	mg/Kg dry	1		SW-846 8260C	4/19/17	4/19/17 8:48	MFF
Trichlorofluoromethane (Freon 11)	ND	0.0080	mg/Kg dry	1		SW-846 8260C	4/19/17	4/19/17 8:48	MFF
1,2,3-Trichloropropane	ND	0.0016	mg/Kg dry	1		SW-846 8260C	4/19/17	4/19/17 8:48	MFF
1,1,2-Trichloro-1,2,2-trifluoroethane (Freon 113)	ND	0.0080	mg/Kg dry	1		SW-846 8260C	4/19/17	4/19/17 8:48	MFF
1,2,4-Trimethylbenzene	ND	0.0016	mg/Kg dry	1		SW-846 8260C	4/19/17	4/19/17 8:48	MFF
1,3,5-Trimethylbenzene	ND	0.0016	mg/Kg dry	1		SW-846 8260C	4/19/17	4/19/17 8:48	MFF
Vinyl Chloride	ND	0.0080	mg/Kg dry	1		SW-846 8260C	4/19/17	4/19/17 8:48	MFF
m+p Xylene	ND	0.0032	mg/Kg dry	1		SW-846 8260C	4/19/17	4/19/17 8:48	MFF
o-Xylene	ND	0.0016	mg/Kg dry	1		SW-846 8260C	4/19/17	4/19/17 8:48	MFF

Surrogates	% Recovery	Recovery Limits	Flag/Qual	
1,2-Dichloroethane-d4	100	70-130		4/19/17 8:48
Toluene-d8	106	70-130		4/19/17 8:48
4-Bromofluorobenzene	105	70-130		4/19/17 8:48

con-test® ANALYTICAL LABORATORY
39 Spruce Street * East Longmeadow, MA 01028 * FAX 413/525-6405 * TEL. 413/525-2332

Project Location: Simsbury, CT | Sample Description: | Work Order: 17D0785

Date Received: 4/18/2017

Field Sample #: B312 | Sampled: 4/18/2017 14:00

Sample ID: 17D0785-12

Sample Matrix: Soil

Semivolatile Organic Compounds by GC/MS

Analyte	Results	RL	Units	Dilution	Flag/Qual	Method	Date Prepared	Date/Time Analyzed	Analyst
Acenaphthene	ND	0.18	mg/Kg dry	1		SW-846 8270D	4/19/17	4/24/17 16:51	MJC
Acenaphthylene	ND	0.18	mg/Kg dry	1		SW-846 8270D	4/19/17	4/24/17 16:51	MJC
Aniline	ND	0.37	mg/Kg dry	1		SW-846 8270D	4/19/17	4/24/17 16:51	MJC
Anthracene	ND	0.18	mg/Kg dry	1		SW-846 8270D	4/19/17	4/24/17 16:51	MJC
Benzo(a)anthracene	ND	0.18	mg/Kg dry	1		SW-846 8270D	4/19/17	4/24/17 16:51	MJC
Benzo(a)pyrene	ND	0.18	mg/Kg dry	1		SW-846 8270D	4/19/17	4/24/17 16:51	MJC
Benzo(b)fluoranthene	ND	0.18	mg/Kg dry	1		SW-846 8270D	4/19/17	4/24/17 16:51	MJC
Benzo(g,h,i)perylene	ND	0.18	mg/Kg dry	1		SW-846 8270D	4/19/17	4/24/17 16:51	MJC
Benzo(k)fluoranthene	ND	0.18	mg/Kg dry	1		SW-846 8270D	4/19/17	4/24/17 16:51	MJC
Bis(2-chloroethoxy)methane	ND	0.37	mg/Kg dry	1		SW-846 8270D	4/19/17	4/24/17 16:51	MJC
Bis(2-chloroethyl)ether	ND	0.37	mg/Kg dry	1		SW-846 8270D	4/19/17	4/24/17 16:51	MJC
Bis(2-chloroisopropyl)ether	ND	0.37	mg/Kg dry	1		SW-846 8270D	4/19/17	4/24/17 16:51	MJC
Bis(2-Ethylhexyl)phthalate	ND	0.37	mg/Kg dry	1		SW-846 8270D	4/19/17	4/24/17 16:51	MJC
4-Bromophenylphenylether	ND	0.37	mg/Kg dry	1		SW-846 8270D	4/19/17	4/24/17 16:51	MJC
Butylbenzylphthalate	ND	0.37	mg/Kg dry	1		SW-846 8270D	4/19/17	4/24/17 16:51	MJC
Carbazole	ND	0.18	mg/Kg dry	1		SW-846 8270D	4/19/17	4/24/17 16:51	MJC
4-Chloroaniline	ND	0.72	mg/Kg dry	1		SW-846 8270D	4/19/17	4/24/17 16:51	MJC
4-Chloro-3-methylphenol	ND	0.72	mg/Kg dry	1		SW-846 8270D	4/19/17	4/24/17 16:51	MJC
2-Chloronaphthalene	ND	0.37	mg/Kg dry	1		SW-846 8270D	4/19/17	4/24/17 16:51	MJC
2-Chlorophenol	ND	0.37	mg/Kg dry	1		SW-846 8270D	4/19/17	4/24/17 16:51	MJC
4-Chlorophenylphenylether	ND	0.37	mg/Kg dry	1		SW-846 8270D	4/19/17	4/24/17 16:51	MJC
Chrysene	ND	0.18	mg/Kg dry	1		SW-846 8270D	4/19/17	4/24/17 16:51	MJC
Dibenz(a,h)anthracene	ND	0.18	mg/Kg dry	1		SW-846 8270D	4/19/17	4/24/17 16:51	MJC
Dibenzofuran	ND	0.37	mg/Kg dry	1		SW-846 8270D	4/19/17	4/24/17 16:51	MJC
Di-n-butylphthalate	ND	0.37	mg/Kg dry	1		SW-846 8270D	4/19/17	4/24/17 16:51	MJC
3,3-Dichlorobenzidine	ND	0.18	mg/Kg dry	1		SW-846 8270D	4/19/17	4/24/17 16:51	MJC
2,4-Dichlorophenol	ND	0.37	mg/Kg dry	1		SW-846 8270D	4/19/17	4/24/17 16:51	MJC
Diethylphthalate	ND	0.37	mg/Kg dry	1		SW-846 8270D	4/19/17	4/24/17 16:51	MJC
2,4-Dimethylphenol	ND	0.37	mg/Kg dry	1		SW-846 8270D	4/19/17	4/24/17 16:51	MJC
Dimethylphthalate	ND	0.37	mg/Kg dry	1		SW-846 8270D	4/19/17	4/24/17 16:51	MJC
4,6-Dinitro-2-methylphenol	ND	0.37	mg/Kg dry	1		SW-846 8270D	4/19/17	4/24/17 16:51	MJC
2,4-Dinitrophenol	ND	0.72	mg/Kg dry	1		SW-846 8270D	4/19/17	4/24/17 16:51	MJC
2,4-Dinitrotoluene	ND	0.37	mg/Kg dry	1		SW-846 8270D	4/19/17	4/24/17 16:51	MJC
2,6-Dinitrotoluene	ND	0.37	mg/Kg dry	1		SW-846 8270D	4/19/17	4/24/17 16:51	MJC
Di-n-octylphthalate	ND	0.37	mg/Kg dry	1		SW-846 8270D	4/19/17	4/24/17 16:51	MJC
Fluoranthene	ND	0.18	mg/Kg dry	1		SW-846 8270D	4/19/17	4/24/17 16:51	MJC
Fluorene	ND	0.18	mg/Kg dry	1		SW-846 8270D	4/19/17	4/24/17 16:51	MJC
Hexachlorobenzene	ND	0.37	mg/Kg dry	1		SW-846 8270D	4/19/17	4/24/17 16:51	MJC
Hexachlorobutadiene	ND	0.37	mg/Kg dry	1		SW-846 8270D	4/19/17	4/24/17 16:51	MJC
Hexachlorocyclopentadiene	ND	0.37	mg/Kg dry	1		SW-846 8270D	4/19/17	4/24/17 16:51	MJC
Hexachloroethane	ND	0.37	mg/Kg dry	1		SW-846 8270D	4/19/17	4/24/17 16:51	MJC
Indeno(1,2,3-cd)pyrene	ND	0.18	mg/Kg dry	1		SW-846 8270D	4/19/17	4/24/17 16:51	MJC
Isophorone	ND	0.37	mg/Kg dry	1		SW-846 8270D	4/19/17	4/24/17 16:51	MJC
2-Methylnaphthalene	ND	0.18	mg/Kg dry	1		SW-846 8270D	4/19/17	4/24/17 16:51	MJC

con-test® ANALYTICAL LABORATORY
39 Spruce Street * East Longmeadow, MA 01028 * FAX 413/525-6405 * TEL. 413/525-2332

Project Location: Simsbury, CT | Sample Description: | Work Order: 17D0785

Date Received: 4/18/2017

Field Sample #: B312 | Sampled: 4/18/2017 14:00

Sample ID: 17D0785-12

Sample Matrix: Soil

Semivolatile Organic Compounds by GC/MS

Analyte	Results	RL	Units	Dilution	Flag/Qual	Method	Date Prepared	Date/Time Analyzed	Analyst
2-Methylphenol	ND	0.37	mg/Kg dry	1		SW-846 8270D	4/19/17	4/24/17 16:51	MJC
3/4-Methylphenol	ND	0.37	mg/Kg dry	1		SW-846 8270D	4/19/17	4/24/17 16:51	MJC
Naphthalene	ND	0.18	mg/Kg dry	1		SW-846 8270D	4/19/17	4/24/17 16:51	MJC
2-Nitroaniline	ND	0.37	mg/Kg dry	1		SW-846 8270D	4/19/17	4/24/17 16:51	MJC
3-Nitroaniline	ND	0.37	mg/Kg dry	1		SW-846 8270D	4/19/17	4/24/17 16:51	MJC
4-Nitroaniline	ND	0.37	mg/Kg dry	1		SW-846 8270D	4/19/17	4/24/17 16:51	MJC
Nitrobenzene	ND	0.37	mg/Kg dry	1		SW-846 8270D	4/19/17	4/24/17 16:51	MJC
2-Nitrophenol	ND	0.37	mg/Kg dry	1		SW-846 8270D	4/19/17	4/24/17 16:51	MJC
4-Nitrophenol	ND	0.72	mg/Kg dry	1		SW-846 8270D	4/19/17	4/24/17 16:51	MJC
N-Nitrosodiphenylamine	ND	0.37	mg/Kg dry	1		SW-846 8270D	4/19/17	4/24/17 16:51	MJC
N-Nitrosodi-n-propylamine	ND	0.37	mg/Kg dry	1	V-20	SW-846 8270D	4/19/17	4/24/17 16:51	MJC
Pentachloronitrobenzene	ND	0.37	mg/Kg dry	1	V-16	SW-846 8270D	4/19/17	4/24/17 16:51	MJC
Pentachlorophenol	ND	0.37	mg/Kg dry	1		SW-846 8270D	4/19/17	4/24/17 16:51	MJC
Phenanthrene	ND	0.18	mg/Kg dry	1		SW-846 8270D	4/19/17	4/24/17 16:51	MJC
Phenol	ND	0.37	mg/Kg dry	1		SW-846 8270D	4/19/17	4/24/17 16:51	MJC
Pyrene	ND	0.18	mg/Kg dry	1		SW-846 8270D	4/19/17	4/24/17 16:51	MJC
Pyridine	ND	0.37	mg/Kg dry	1		SW-846 8270D	4/19/17	4/24/17 16:51	MJC
1,2,4,5-Tetrachlorobenzene	ND	0.37	mg/Kg dry	1		SW-846 8270D	4/19/17	4/24/17 16:51	MJC
1,2,4-Trichlorobenzene	ND	0.37	mg/Kg dry	1		SW-846 8270D	4/19/17	4/24/17 16:51	MJC
2,4,5-Trichlorophenol	ND	0.37	mg/Kg dry	1		SW-846 8270D	4/19/17	4/24/17 16:51	MJC
2,4,6-Trichlorophenol	ND	0.37	mg/Kg dry	1		SW-846 8270D	4/19/17	4/24/17 16:51	MJC

Surrogates	% Recovery	Recovery Limits	Flag/Qual	
2-Fluorophenol	63.2	30-130		4/24/17 16:51
Phenol-d6	67.6	30-130		4/24/17 16:51
Nitrobenzene-d5	53.4	30-130		4/24/17 16:51
2-Fluorobiphenyl	72.9	30-130		4/24/17 16:51
2,4,6-Tribromophenol	77.1	30-130		4/24/17 16:51
p-Terphenyl-d14	81.9	30-130		4/24/17 16:51

con-test® ANALYTICAL LABORATORY
39 Spruce Street * East Longmeadow, MA 01028 * FAX 413/525-6405 * TEL. 413/525-2332

Project Location: Simsbury, CT | Sample Description: | Work Order: 17D0785

Date Received: 4/18/2017

Field Sample #: B312 | Sampled: 4/18/2017 14:00

Sample ID: 17D0785-12

Sample Matrix: Soil

Petroleum Hydrocarbons Analyses

Analyte	Results	RL	Units	Dilution	Flag/Qual	Method	Date Prepared	Date/Time Analyzed	Analyst
CT ETPH	31	11	mg/Kg dry	1		CTDEP ETPH	4/19/17	4/20/17 17:16	SCS

Surrogates	% Recovery	Recovery Limits	Flag/Qual				
o-Terphenyl	70.8	50-150				4/20/17 17:16	

con-test® ANALYTICAL LABORATORY
39 Spruce Street * East Longmeadow, MA 01028 * FAX 413/525-6405 * TEL. 413/525-2332

Project Location: Simsbury, CT | Sample Description: | Work Order: 17D0785

Date Received: 4/18/2017

Field Sample #: B312 | Sampled: 4/18/2017 14:00

Sample ID: 17D0785-12

Sample Matrix: Soil

Conventional Chemistry Parameters by EPA/APHA/SW-846 Methods (Total)

Analyte	Results	RL	Units	Dilution	Flag/Qual	Method	Date Prepared	Date/Time Analyzed	Analyst
% Solids	92.1		% Wt	1		SM 2540G	4/19/17	4/20/17 7:30	MRL

con-test® ANALYTICAL LABORATORY
39 Spruce Street * East Longmeadow, MA 01028 * FAX 413/525-6405 * TEL. 413/525-2332

Project Location: Simsbury, CT | Sample Description: | Work Order: 17D0785

Date Received: 4/18/2017

Field Sample #: DUP-1 | Sampled: 4/18/2017 00:00

Sample ID: 17D0785-13

Sample Matrix: Soil

Petroleum Hydrocarbons Analyses

Analyte	Results	RL	Units	Dilution	Flag/Qual	Method	Date Prepared	Date/Time Analyzed	Analyst
CT ETPH	ND	10	mg/Kg dry	1		CTDEP ETPH	4/19/17	4/20/17 16:23	SCS

Surrogates	% Recovery	Recovery Limits	Flag/Qual				
o-Terphenyl	72.5	50-150					4/20/17 16:23

con-test® ANALYTICAL LABORATORY
39 Spruce Street * East Longmeadow, MA 01028 * FAX 413/525-6405 * TEL. 413/525-2332

Project Location: Simsbury, CT | Sample Description: | Work Order: 17D0785

Date Received: 4/18/2017

Field Sample #: DUP-1 | Sampled: 4/18/2017 00:00

Sample ID: 17D0785-13

Sample Matrix: Soil

Conventional Chemistry Parameters by EPA/APHA/SW-846 Methods (Total)

Analyte	Results	RL	Units	Dilution	Flag/Qual	Method	Date Prepared	Date/Time Analyzed	Analyst
% Solids	98.1		% Wt	1		SM 2540G	4/19/17	4/20/17 7:30	MRL

con-test® ANALYTICAL LABORATORY
39 Spruce Street * East Longmeadow, MA 01028 * FAX 413/525-6405 * TEL. 413/525-2332

Sample Extraction Data

Prep Method: SW-846 3546-CTDEP ETPH

Lab Number [Field ID]	Batch	Initial [g]	Final [mL]	Date
17D0785-01 [B301]	B174812	30.0	1.00	04/19/17
17D0785-02 [B302]	B174812	30.0	1.00	04/19/17
17D0785-03 [B303]	B174812	30.0	1.00	04/19/17
17D0785-04 [B304]	B174812	30.0	1.00	04/19/17
17D0785-05 [B305]	B174812	30.0	1.00	04/19/17
17D0785-06 [B306]	B174812	30.0	1.00	04/19/17
17D0785-07 [B307]	B174812	30.0	1.00	04/19/17
17D0785-08 [B308]	B174812	30.0	1.00	04/19/17
17D0785-09 [B309]	B174812	30.0	1.00	04/19/17
17D0785-10 [B310]	B174812	30.0	2.00	04/19/17
17D0785-11 [B311]	B174812	30.0	1.00	04/19/17
17D0785-12 [B312]	B174812	30.0	1.00	04/19/17
17D0785-13 [DUP-1]	B174812	30.0	1.00	04/19/17

Prep Method: % Solids-SM 2540G

Lab Number [Field ID]	Batch	Date
17D0785-01 [B301]	B174819	04/19/17
17D0785-02 [B302]	B174819	04/19/17
17D0785-03 [B303]	B174819	04/19/17
17D0785-04 [B304]	B174819	04/19/17
17D0785-05 [B305]	B174819	04/19/17
17D0785-06 [B306]	B174819	04/19/17
17D0785-07 [B307]	B174819	04/19/17
17D0785-08 [B308]	B174819	04/19/17
17D0785-09 [B309]	B174819	04/19/17
17D0785-10 [B310]	B174819	04/19/17
17D0785-11 [B311]	B174819	04/19/17
17D0785-12 [B312]	B174819	04/19/17
17D0785-13 [DUP-1]	B174819	04/19/17

Prep Method: SW-846 5035-SW-846 8260C

Lab Number [Field ID]	Batch	Initial [g]	Final [mL]	Date
17D0785-11 [B311]	B174845	5.99	10.0	04/19/17
17D0785-12 [B312]	B174845	6.78	10.0	04/19/17

Prep Method: SW-846 3546-SW-846 8270D

Lab Number [Field ID]	Batch	Initial [g]	Final [mL]	Date
17D0785-11 [B311]	B174813	30.0	1.00	04/19/17
17D0785-12 [B312]	B174813	30.0	1.00	04/19/17

con-test® ANALYTICAL LABORATORY
39 Spruce Street * East Longmeadow, MA 01028 * FAX 413/525-6405 * TEL. 413/525-2332

QUALITY CONTROL

Volatile Organic Compounds by GC/MS - Quality Control

Analyte	Result	Reporting Limit	Units	Spike Level	Source Result	%REC	%REC Limits	RPD	RPD Limit	Notes
Batch B174845 - SW-846 5035										
Blank (B174845-BLK1)				Prepared & Analyzed: 04/19/17						
Acetone	ND	0.10	mg/Kg wet							
Acrylonitrile	ND	0.0060	mg/Kg wet							
Benzene	ND	0.0020	mg/Kg wet							
Bromobenzene	ND	0.0020	mg/Kg wet							
Bromodichloromethane	ND	0.0020	mg/Kg wet							
Bromoform	ND	0.0020	mg/Kg wet							
Bromomethane	ND	0.010	mg/Kg wet							
2-Butanone (MEK)	ND	0.040	mg/Kg wet							
n-Butylbenzene	ND	0.0020	mg/Kg wet							
sec-Butylbenzene	ND	0.0020	mg/Kg wet							
tert-Butylbenzene	ND	0.0020	mg/Kg wet							
Carbon Disulfide	ND	0.0060	mg/Kg wet							
Carbon Tetrachloride	ND	0.0020	mg/Kg wet							
Chlorobenzene	ND	0.0020	mg/Kg wet							
Chlorodibromomethane	ND	0.0010	mg/Kg wet							
Chloroethane	ND	0.020	mg/Kg wet							
Chloroform	ND	0.0040	mg/Kg wet							
Chloromethane	ND	0.010	mg/Kg wet							
2-Chlorotoluene	ND	0.0020	mg/Kg wet							
4-Chlorotoluene	ND	0.0020	mg/Kg wet							
1,2-Dibromo-3-chloropropane (DBCP)	ND	0.0020	mg/Kg wet							
1,2-Dibromoethane (EDB)	ND	0.0010	mg/Kg wet							
Dibromomethane	ND	0.0020	mg/Kg wet							
1,2-Dichlorobenzene	ND	0.0020	mg/Kg wet							
1,3-Dichlorobenzene	ND	0.0020	mg/Kg wet							
1,4-Dichlorobenzene	ND	0.0020	mg/Kg wet							
trans-1,4-Dichloro-2-butene	ND	0.0040	mg/Kg wet							
Dichlorodifluoromethane (Freon 12)	ND	0.020	mg/Kg wet							
1,1-Dichloroethane	ND	0.0020	mg/Kg wet							
1,2-Dichloroethane	ND	0.0020	mg/Kg wet							
1,1-Dichloroethylene	ND	0.0040	mg/Kg wet							
cis-1,2-Dichloroethylene	ND	0.0020	mg/Kg wet							
trans-1,2-Dichloroethylene	ND	0.0020	mg/Kg wet							
1,2-Dichloropropane	ND	0.0020	mg/Kg wet							
1,3-Dichloropropane	ND	0.0010	mg/Kg wet							
2,2-Dichloropropane	ND	0.0020	mg/Kg wet							
1,1-Dichloropropene	ND	0.0020	mg/Kg wet							
cis-1,3-Dichloropropene	ND	0.0010	mg/Kg wet							
trans-1,3-Dichloropropene	ND	0.0010	mg/Kg wet							
Ethylbenzene	ND	0.0020	mg/Kg wet							
Hexachlorobutadiene	ND	0.0020	mg/Kg wet							
2-Hexanone (MBK)	ND	0.020	mg/Kg wet							
Isopropylbenzene (Cumene)	ND	0.0020	mg/Kg wet							
p-Isopropyltoluene (p-Cymene)	ND	0.0020	mg/Kg wet							
Methyl tert-Butyl Ether (MTBE)	ND	0.0040	mg/Kg wet							
Methylene Chloride	ND	0.020	mg/Kg wet							
4-Methyl-2-pentanone (MIBK)	ND	0.020	mg/Kg wet							
Naphthalene	ND	0.0040	mg/Kg wet							
n-Propylbenzene	ND	0.0020	mg/Kg wet							
Styrene	ND	0.0020	mg/Kg wet							
1,1,1,2-Tetrachloroethane	ND	0.0020	mg/Kg wet							
1,1,2,2-Tetrachloroethane	ND	0.0010	mg/Kg wet							

con-test® ANALYTICAL LABORATORY
39 Spruce Street * East Longmeadow, MA 01028 * FAX 413/525-6405 * TEL. 413/525-2332

QUALITY CONTROL

Volatile Organic Compounds by GC/MS - Quality Control

Analyte	Result	Reporting Limit	Units	Spike Level	Source Result	%REC	%REC Limits	RPD	RPD Limit	Notes
Batch B174845 - SW-846 5035										
Blank (B174845-BLK1)				Prepared & Analyzed: 04/19/17						
Tetrachloroethylene	ND	0.0020	mg/Kg wet							
Tetrahydrofuran	ND	0.010	mg/Kg wet							V-16
Toluene	ND	0.0020	mg/Kg wet							
1,2,3-Trichlorobenzene	ND	0.0020	mg/Kg wet							
1,2,4-Trichlorobenzene	ND	0.0020	mg/Kg wet							
1,1,1-Trichloroethane	ND	0.0020	mg/Kg wet							
1,1,2-Trichloroethane	ND	0.0020	mg/Kg wet							
Trichloroethylene	ND	0.0020	mg/Kg wet							
Trichlorofluoromethane (Freon 11)	ND	0.010	mg/Kg wet							
1,2,3-Trichloropropane	ND	0.0020	mg/Kg wet							
1,1,2-Trichloro-1,2,2-trifluoroethane (Freon 113)	ND	0.010	mg/Kg wet							
1,2,4-Trimethylbenzene	ND	0.0020	mg/Kg wet							
1,3,5-Trimethylbenzene	ND	0.0020	mg/Kg wet							
Vinyl Chloride	ND	0.010	mg/Kg wet							
m+p Xylene	ND	0.0040	mg/Kg wet							
o-Xylene	ND	0.0020	mg/Kg wet							
Surrogate: 1,2-Dichloroethane-d4	*0.0510*		mg/Kg wet	0.0500		102	70-130			
Surrogate: Toluene-d8	*0.0530*		mg/Kg wet	0.0500		106	70-130			
Surrogate: 4-Bromofluorobenzene	*0.0524*		mg/Kg wet	0.0500		105	70-130			
LCS (B174845-BS1)				Prepared & Analyzed: 04/19/17						
Acetone	0.210	0.10	mg/Kg wet	0.200		105	70-130			
Acrylonitrile	0.0190	0.0060	mg/Kg wet	0.0200		94.9	70-130			
Benzene	0.0197	0.0020	mg/Kg wet	0.0200		98.5	70-130			
Bromobenzene	0.0186	0.0020	mg/Kg wet	0.0200		92.8	70-130			
Bromodichloromethane	0.0180	0.0020	mg/Kg wet	0.0200		90.0	70-130			
Bromoform	0.0205	0.0020	mg/Kg wet	0.0200		103	70-130			
Bromomethane	0.0210	0.010	mg/Kg wet	0.0200		105	70-130			
2-Butanone (MEK)	0.200	0.040	mg/Kg wet	0.200		99.8	70-130			
n-Butylbenzene	0.0183	0.0020	mg/Kg wet	0.0200		91.4	70-130			
sec-Butylbenzene	0.0207	0.0020	mg/Kg wet	0.0200		104	70-130			
tert-Butylbenzene	0.0196	0.0020	mg/Kg wet	0.0200		97.9	70-130			
Carbon Disulfide	0.177	0.0060	mg/Kg wet	0.200		88.7	70-130			
Carbon Tetrachloride	0.0197	0.0020	mg/Kg wet	0.0200		98.3	70-130			
Chlorobenzene	0.0202	0.0020	mg/Kg wet	0.0200		101	70-130			
Chlorodibromomethane	0.0203	0.0010	mg/Kg wet	0.0200		102	70-130			
Chloroethane	0.0196	0.020	mg/Kg wet	0.0200		98.1	70-130			
Chloroform	0.0188	0.0040	mg/Kg wet	0.0200		94.1	70-130			
Chloromethane	0.0167	0.010	mg/Kg wet	0.0200		83.4	70-130			
2-Chlorotoluene	0.0194	0.0020	mg/Kg wet	0.0200		96.8	70-130			
4-Chlorotoluene	0.0199	0.0020	mg/Kg wet	0.0200		99.3	70-130			
1,2-Dibromo-3-chloropropane (DBCP)	0.0185	0.0020	mg/Kg wet	0.0200		92.5	70-130			
1,2-Dibromoethane (EDB)	0.0208	0.0010	mg/Kg wet	0.0200		104	70-130			
Dibromomethane	0.0206	0.0020	mg/Kg wet	0.0200		103	70-130			
1,2-Dichlorobenzene	0.0199	0.0020	mg/Kg wet	0.0200		99.5	70-130			
1,3-Dichlorobenzene	0.0202	0.0020	mg/Kg wet	0.0200		101	70-130			
1,4-Dichlorobenzene	0.0201	0.0020	mg/Kg wet	0.0200		101	70-130			
trans-1,4-Dichloro-2-butene	0.0197	0.0040	mg/Kg wet	0.0200		98.4	70-130			
Dichlorodifluoromethane (Freon 12)	0.0185	0.020	mg/Kg wet	0.0200		92.3	70-130			
1,1-Dichloroethane	0.0185	0.0020	mg/Kg wet	0.0200		92.7	70-130			
1,2-Dichloroethane	0.0217	0.0020	mg/Kg wet	0.0200		108	70-130			
1,1-Dichloroethylene	0.0201	0.0040	mg/Kg wet	0.0200		101	70-130			

con-test® ANALYTICAL LABORATORY
39 Spruce Street * East Longmeadow, MA 01028 * FAX 413/525-6405 * TEL. 413/525-2332

QUALITY CONTROL

Volatile Organic Compounds by GC/MS - Quality Control

Analyte	Result	Reporting Limit	Units	Spike Level	Source Result	%REC	%REC Limits	RPD	RPD Limit	Notes
Batch B174845 - SW-846 5035										
LCS (B174845-BS1)				Prepared & Analyzed: 04/19/17						
cis-1,2-Dichloroethylene	0.0188	0.0020	mg/Kg wet	0.0200		93.8	70-130			
trans-1,2-Dichloroethylene	0.0225	0.0020	mg/Kg wet	0.0200		112	70-130			
1,2-Dichloropropane	0.0202	0.0020	mg/Kg wet	0.0200		101	70-130			
1,3-Dichloropropane	0.0202	0.0010	mg/Kg wet	0.0200		101	70-130			
2,2-Dichloropropane	0.0175	0.0020	mg/Kg wet	0.0200		87.7	70-130			
1,1-Dichloropropene	0.0186	0.0020	mg/Kg wet	0.0200		93.1	70-130			
cis-1,3-Dichloropropene	0.0197	0.0010	mg/Kg wet	0.0200		98.4	70-130			
trans-1,3-Dichloropropene	0.0196	0.0010	mg/Kg wet	0.0200		97.8	70-130			
Ethylbenzene	0.0197	0.0020	mg/Kg wet	0.0200		98.6	70-130			
Hexachlorobutadiene	0.0216	0.0020	mg/Kg wet	0.0200		108	70-130			
2-Hexanone (MBK)	0.211	0.020	mg/Kg wet	0.200		105	70-130			
Isopropylbenzene (Cumene)	0.0210	0.0020	mg/Kg wet	0.0200		105	70-130			
p-Isopropyltoluene (p-Cymene)	0.0192	0.0020	mg/Kg wet	0.0200		95.8	70-130			
Methyl tert-Butyl Ether (MTBE)	0.0188	0.0040	mg/Kg wet	0.0200		93.9	70-130			
Methylene Chloride	0.0196	0.020	mg/Kg wet	0.0200		98.2	70-130			
4-Methyl-2-pentanone (MIBK)	0.209	0.020	mg/Kg wet	0.200		104	70-130			
Naphthalene	0.0186	0.0040	mg/Kg wet	0.0200		93.0	70-130			
n-Propylbenzene	0.0197	0.0020	mg/Kg wet	0.0200		98.4	70-130			
Styrene	0.0198	0.0020	mg/Kg wet	0.0200		99.0	70-130			
1,1,1,2-Tetrachloroethane	0.0211	0.0020	mg/Kg wet	0.0200		105	70-130			
1,1,2,2-Tetrachloroethane	0.0190	0.0010	mg/Kg wet	0.0200		95.0	70-130			
Tetrachloroethylene	0.0214	0.0020	mg/Kg wet	0.0200		107	70-130			
Tetrahydrofuran	0.0176	0.010	mg/Kg wet	0.0200		88.2	70-130			V-16
Toluene	0.0201	0.0020	mg/Kg wet	0.0200		100	70-130			
1,2,3-Trichlorobenzene	0.0193	0.0020	mg/Kg wet	0.0200		96.5	70-130			
1,2,4-Trichlorobenzene	0.0205	0.0020	mg/Kg wet	0.0200		103	70-130			
1,1,1-Trichloroethane	0.0198	0.0020	mg/Kg wet	0.0200		98.8	70-130			
1,1,2-Trichloroethane	0.0194	0.0020	mg/Kg wet	0.0200		96.9	70-130			
Trichloroethylene	0.0200	0.0020	mg/Kg wet	0.0200		100	70-130			
Trichlorofluoromethane (Freon 11)	0.0233	0.010	mg/Kg wet	0.0200		117	70-130			
1,2,3-Trichloropropane	0.0204	0.0020	mg/Kg wet	0.0200		102	70-130			
1,1,2-Trichloro-1,2,2-trifluoroethane (Freon 113)	0.0232	0.010	mg/Kg wet	0.0200		116	70-130			
1,2,4-Trimethylbenzene	0.0192	0.0020	mg/Kg wet	0.0200		95.8	70-130			
1,3,5-Trimethylbenzene	0.0199	0.0020	mg/Kg wet	0.0200		99.7	70-130			
Vinyl Chloride	0.0175	0.010	mg/Kg wet	0.0200		87.5	70-130			
m+p Xylene	0.0395	0.0040	mg/Kg wet	0.0400		98.8	70-130			
o-Xylene	0.0200	0.0020	mg/Kg wet	0.0200		99.9	70-130			
Surrogate: 1,2-Dichloroethane-d4	*0.0515*		mg/Kg wet	0.0500		103	70-130			
Surrogate: Toluene-d8	*0.0529*		mg/Kg wet	0.0500		106	70-130			
Surrogate: 4-Bromofluorobenzene	*0.0528*		mg/Kg wet	0.0500		106	70-130			

con-test® ANALYTICAL LABORATORY
39 Spruce Street * East Longmeadow, MA 01028 * FAX 413/525-6405 * TEL. 413/525-2332

QUALITY CONTROL

Semivolatile Organic Compounds by GC/MS - Quality Control

Analyte	Result	Reporting Limit	Units	Spike Level	Source Result	%REC	%REC Limits	RPD	RPD Limit	Notes
Batch B174813 - SW-846 3546										
Blank (B174813-BLK1)				Prepared: 04/19/17 Analyzed: 04/20/17						
Acenaphthene	ND	0.17	mg/Kg wet							
Acenaphthylene	ND	0.17	mg/Kg wet							
Aniline	ND	0.34	mg/Kg wet							
Anthracene	ND	0.17	mg/Kg wet							
Benzo(a)anthracene	ND	0.17	mg/Kg wet							
Benzo(a)pyrene	ND	0.17	mg/Kg wet							
Benzo(b)fluoranthene	ND	0.17	mg/Kg wet							
Benzo(g,h,i)perylene	ND	0.17	mg/Kg wet							
Benzo(k)fluoranthene	ND	0.17	mg/Kg wet							
Bis(2-chloroethoxy)methane	ND	0.34	mg/Kg wet							
Bis(2-chloroethyl)ether	ND	0.34	mg/Kg wet							
Bis(2-chloroisopropyl)ether	ND	0.34	mg/Kg wet							
Bis(2-Ethylhexyl)phthalate	ND	0.34	mg/Kg wet							
4-Bromophenylphenylether	ND	0.34	mg/Kg wet							
Butylbenzylphthalate	ND	0.34	mg/Kg wet							
Carbazole	ND	0.17	mg/Kg wet							
4-Chloroaniline	ND	0.66	mg/Kg wet							
4-Chloro-3-methylphenol	ND	0.66	mg/Kg wet							
2-Chloronaphthalene	ND	0.34	mg/Kg wet							
2-Chlorophenol	ND	0.34	mg/Kg wet							
4-Chlorophenylphenylether	ND	0.34	mg/Kg wet							
Chrysene	ND	0.17	mg/Kg wet							
Dibenz(a,h)anthracene	ND	0.17	mg/Kg wet							
Dibenzofuran	ND	0.34	mg/Kg wet							
Di-n-butylphthalate	ND	0.34	mg/Kg wet							
3,3-Dichlorobenzidine	ND	0.17	mg/Kg wet							
2,4-Dichlorophenol	ND	0.34	mg/Kg wet							
Diethylphthalate	ND	0.34	mg/Kg wet							
2,4-Dimethylphenol	ND	0.34	mg/Kg wet							
Dimethylphthalate	ND	0.34	mg/Kg wet							
4,6-Dinitro-2-methylphenol	ND	0.34	mg/Kg wet							
2,4-Dinitrophenol	ND	0.66	mg/Kg wet							
2,4-Dinitrotoluene	ND	0.34	mg/Kg wet							
2,6-Dinitrotoluene	ND	0.34	mg/Kg wet							
Di-n-octylphthalate	ND	0.34	mg/Kg wet							
Fluoranthene	ND	0.17	mg/Kg wet							
Fluorene	ND	0.17	mg/Kg wet							
Hexachlorobenzene	ND	0.34	mg/Kg wet							
Hexachlorobutadiene	ND	0.34	mg/Kg wet							
Hexachlorocyclopentadiene	ND	0.34	mg/Kg wet							
Hexachloroethane	ND	0.34	mg/Kg wet							
Indeno(1,2,3-cd)pyrene	ND	0.17	mg/Kg wet							
Isophorone	ND	0.34	mg/Kg wet							
2-Methylnaphthalene	ND	0.17	mg/Kg wet							
2-Methylphenol	ND	0.34	mg/Kg wet							
3/4-Methylphenol	ND	0.34	mg/Kg wet							
Naphthalene	ND	0.17	mg/Kg wet							
2-Nitroaniline	ND	0.34	mg/Kg wet							
3-Nitroaniline	ND	0.34	mg/Kg wet							
4-Nitroaniline	ND	0.34	mg/Kg wet							
Nitrobenzene	ND	0.34	mg/Kg wet							
2-Nitrophenol	ND	0.34	mg/Kg wet							

con-test® ANALYTICAL LABORATORY
39 Spruce Street * East Longmeadow, MA 01028 * FAX 413/525-6405 * TEL. 413/525-2332

QUALITY CONTROL

Semivolatile Organic Compounds by GC/MS - Quality Control

Analyte	Result	Reporting Limit	Units	Spike Level	Source Result	%REC	%REC Limits	RPD	RPD Limit	Notes	
Batch B174813 - SW-846 3546											
Blank (B174813-BLK1)				Prepared: 04/19/17 Analyzed: 04/20/17							
4-Nitrophenol	ND	0.66	mg/Kg wet								
N-Nitrosodiphenylamine	ND	0.34	mg/Kg wet								
N-Nitrosodi-n-propylamine	ND	0.34	mg/Kg wet								
Pentachloronitrobenzene	ND	0.34	mg/Kg wet							V-16	
Pentachlorophenol	ND	0.34	mg/Kg wet								
Phenanthrene	ND	0.17	mg/Kg wet								
Phenol	ND	0.34	mg/Kg wet								
Pyrene	ND	0.17	mg/Kg wet								
Pyridine	ND	0.34	mg/Kg wet								
1,2,4,5-Tetrachlorobenzene	ND	0.34	mg/Kg wet								
1,2,4-Trichlorobenzene	ND	0.34	mg/Kg wet								
2,4,5-Trichlorophenol	ND	0.34	mg/Kg wet								
2,4,6-Trichlorophenol	ND	0.34	mg/Kg wet								
Surrogate: 2-Fluorophenol	*5.17*		mg/Kg wet	6.73		76.8	30-130				
Surrogate: Phenol-d6	*5.30*		mg/Kg wet	6.67		79.5	30-130				
Surrogate: Nitrobenzene-d5	*2.48*		mg/Kg wet	3.33		74.5	30-130				
Surrogate: 2-Fluorobiphenyl	*2.79*		mg/Kg wet	3.33		83.6	30-130				
Surrogate: 2,4,6-Tribromophenol	*5.64*		mg/Kg wet	6.67		84.6	30-130				
Surrogate: p-Terphenyl-d14	*3.02*		mg/Kg wet	3.33		90.5	30-130				
LCS (B174813-BS1)				Prepared: 04/19/17 Analyzed: 04/20/17							
Acenaphthene	1.29	0.17	mg/Kg wet	1.67		77.2	40-140				
Acenaphthylene	1.22	0.17	mg/Kg wet	1.67		73.3	40-140				
Aniline	0.928	0.34	mg/Kg wet	1.67		55.7	40-140				†
Anthracene	1.36	0.17	mg/Kg wet	1.67		81.8	40-140				
Benzo(a)anthracene	1.34	0.17	mg/Kg wet	1.67		80.3	40-140				
Benzo(a)pyrene	1.35	0.17	mg/Kg wet	1.67		81.1	40-140				
Benzo(b)fluoranthene	1.32	0.17	mg/Kg wet	1.67		79.4	40-140				
Benzo(g,h,i)perylene	1.46	0.17	mg/Kg wet	1.67		87.9	40-140				
Benzo(k)fluoranthene	1.42	0.17	mg/Kg wet	1.67		85.1	40-140				
Bis(2-chloroethoxy)methane	1.34	0.34	mg/Kg wet	1.67		80.2	40-140				
Bis(2-chloroethyl)ether	1.38	0.34	mg/Kg wet	1.67		83.0	40-140				
Bis(2-chloroisopropyl)ether	1.34	0.34	mg/Kg wet	1.67		80.3	40-140				
Bis(2-Ethylhexyl)phthalate	1.31	0.34	mg/Kg wet	1.67		78.4	40-140				
4-Bromophenylphenylether	1.41	0.34	mg/Kg wet	1.67		84.9	40-140				
Butylbenzylphthalate	1.29	0.34	mg/Kg wet	1.67		77.1	40-140				
Carbazole	1.33	0.17	mg/Kg wet	1.67		79.6	40-140				
4-Chloroaniline	0.829	0.66	mg/Kg wet	1.67		49.7	40-140				†
4-Chloro-3-methylphenol	1.27	0.66	mg/Kg wet	1.67		76.3	30-130				
2-Chloronaphthalene	1.17	0.34	mg/Kg wet	1.67		70.1	40-140				
2-Chlorophenol	1.27	0.34	mg/Kg wet	1.67		76.2	30-130				
4-Chlorophenylphenylether	1.36	0.34	mg/Kg wet	1.67		81.9	40-140				
Chrysene	1.32	0.17	mg/Kg wet	1.67		79.3	40-140				
Dibenz(a,h)anthracene	1.50	0.17	mg/Kg wet	1.67		89.7	40-140				
Dibenzofuran	1.35	0.34	mg/Kg wet	1.67		80.8	40-140				
Di-n-butylphthalate	1.37	0.34	mg/Kg wet	1.67		81.9	40-140				
3,3-Dichlorobenzidine	0.969	0.17	mg/Kg wet	1.67		58.2	40-140				†
2,4-Dichlorophenol	1.26	0.34	mg/Kg wet	1.67		75.3	30-130				
Diethylphthalate	1.28	0.34	mg/Kg wet	1.67		76.6	40-140				
2,4-Dimethylphenol	1.22	0.34	mg/Kg wet	1.67		73.3	30-130				
Dimethylphthalate	1.35	0.34	mg/Kg wet	1.67		80.8	40-140				
4,6-Dinitro-2-methylphenol	1.17	0.34	mg/Kg wet	1.67		70.4	30-130				

con-test® ANALYTICAL LABORATORY
39 Spruce Street * East Longmeadow, MA 01028 * FAX 413/525-6405 * TEL. 413/525-2332

QUALITY CONTROL

Semivolatile Organic Compounds by GC/MS - Quality Control

Analyte	Result	Reporting Limit	Units	Spike Level	Source Result	%REC	%REC Limits	RPD	RPD Limit	Notes	
Batch B174813 - SW-846 3546											
LCS (B174813-BS1)				Prepared: 04/19/17 Analyzed: 04/20/17							
2,4-Dinitrophenol	0.821	0.66	mg/Kg wet	1.67		49.3	30-130				
2,4-Dinitrotoluene	1.34	0.34	mg/Kg wet	1.67		80.2	40-140				
2,6-Dinitrotoluene	1.40	0.34	mg/Kg wet	1.67		84.2	40-140				
Di-n-octylphthalate	1.28	0.34	mg/Kg wet	1.67		76.8	40-140				
Fluoranthene	1.41	0.17	mg/Kg wet	1.67		84.5	40-140				
Fluorene	1.29	0.17	mg/Kg wet	1.67		77.4	40-140				
Hexachlorobenzene	1.37	0.34	mg/Kg wet	1.67		82.3	40-140				
Hexachlorobutadiene	1.31	0.34	mg/Kg wet	1.67		78.8	40-140				
Hexachlorocyclopentadiene	0.852	0.34	mg/Kg wet	1.67		51.1	30-140				
Hexachloroethane	1.15	0.34	mg/Kg wet	1.67		69.3	40-140				
Indeno(1,2,3-cd)pyrene	1.36	0.17	mg/Kg wet	1.67		81.8	40-140				
Isophorone	1.32	0.34	mg/Kg wet	1.67		79.4	40-140				
2-Methylnaphthalene	1.33	0.17	mg/Kg wet	1.67		79.6	40-140				
2-Methylphenol	1.23	0.34	mg/Kg wet	1.67		73.6	30-130				
3/4-Methylphenol	1.35	0.34	mg/Kg wet	1.67		81.2	30-130				
Naphthalene	1.25	0.17	mg/Kg wet	1.67		75.2	40-140				
2-Nitroaniline	1.26	0.34	mg/Kg wet	1.67		75.7	40-140				
3-Nitroaniline	1.12	0.34	mg/Kg wet	1.67		67.5	40-140				†
4-Nitroaniline	1.10	0.34	mg/Kg wet	1.67		65.8	40-140				
Nitrobenzene	1.26	0.34	mg/Kg wet	1.67		75.4	40-140				
2-Nitrophenol	1.22	0.34	mg/Kg wet	1.67		73.4	30-130				
4-Nitrophenol	0.986	0.66	mg/Kg wet	1.67		59.2	10-130				
N-Nitrosodiphenylamine	1.86	0.34	mg/Kg wet	1.67		112	40-140				
N-Nitrosodi-n-propylamine	1.38	0.34	mg/Kg wet	1.67		82.6	40-140				
Pentachloronitrobenzene	1.38	0.34	mg/Kg wet	1.67		82.8	40-140			V-16	
Pentachlorophenol	1.03	0.34	mg/Kg wet	1.67		61.6	30-130				
Phenanthrene	1.34	0.17	mg/Kg wet	1.67		80.2	40-140				
Phenol	1.29	0.34	mg/Kg wet	1.67		77.2	20-130				
Pyrene	1.25	0.17	mg/Kg wet	1.67		74.9	40-140				
Pyridine	1.03	0.34	mg/Kg wet	1.67		61.8	10-140				†
1,2,4,5-Tetrachlorobenzene	1.34	0.34	mg/Kg wet	1.67		80.2	40-140				
1,2,4-Trichlorobenzene	1.27	0.34	mg/Kg wet	1.67		76.0	40-140				
2,4,5-Trichlorophenol	1.27	0.34	mg/Kg wet	1.67		76.4	30-130				
2,4,6-Trichlorophenol	1.27	0.34	mg/Kg wet	1.67		76.4	30-130				
Surrogate: 2-Fluorophenol	*5.55*		mg/Kg wet	6.73		82.4	30-130				
Surrogate: Phenol-d6	*5.64*		mg/Kg wet	6.67		84.6	30-130				
Surrogate: Nitrobenzene-d5	*2.71*		mg/Kg wet	3.33		81.3	30-130				
Surrogate: 2-Fluorobiphenyl	*2.90*		mg/Kg wet	3.33		87.0	30-130				
Surrogate: 2,4,6-Tribromophenol	*5.63*		mg/Kg wet	6.67		84.5	30-130				
Surrogate: p-Terphenyl-d14	*2.92*		mg/Kg wet	3.33		87.6	30-130				
LCS Dup (B174813-BSD1)				Prepared: 04/19/17 Analyzed: 04/20/17							
Acenaphthene	1.30	0.17	mg/Kg wet	1.67		78.0	40-140	1.03	30		
Acenaphthylene	1.22	0.17	mg/Kg wet	1.67		73.0	40-140	0.437	30		
Aniline	0.928	0.34	mg/Kg wet	1.67		55.7	40-140	0.00	50		† ‡
Anthracene	1.39	0.17	mg/Kg wet	1.67		83.4	40-140	1.99	30		
Benzo(a)anthracene	1.37	0.17	mg/Kg wet	1.67		82.5	40-140	2.73	30		
Benzo(a)pyrene	1.38	0.17	mg/Kg wet	1.67		82.7	40-140	1.93	30		
Benzo(b)fluoranthene	1.36	0.17	mg/Kg wet	1.67		81.9	40-140	3.03	30		
Benzo(g,h,i)perylene	1.49	0.17	mg/Kg wet	1.67		89.2	40-140	1.45	30		
Benzo(k)fluoranthene	1.45	0.17	mg/Kg wet	1.67		86.8	40-140	1.93	30		
Bis(2-chloroethoxy)methane	1.36	0.34	mg/Kg wet	1.67		81.5	40-140	1.63	30		

con-test® ANALYTICAL LABORATORY
39 Spruce Street * East Longmeadow, MA 01028 * FAX 413/525-6405 * TEL. 413/525-2332

QUALITY CONTROL

Semivolatile Organic Compounds by GC/MS - Quality Control

Analyte	Result	Reporting Limit	Units	Spike Level	Source Result	%REC	%REC Limits	RPD	RPD Limit	Notes	
Batch B174813 - SW-846 3546											
LCS Dup (B174813-BSD1)				Prepared: 04/19/17 Analyzed: 04/20/17							
Bis(2-chloroethyl)ether	1.38	0.34	mg/Kg wet	1.67		83.1	40-140	0.169	30		
Bis(2-chloroisopropyl)ether	1.32	0.34	mg/Kg wet	1.67		79.0	40-140	1.63	30		
Bis(2-Ethylhexyl)phthalate	1.35	0.34	mg/Kg wet	1.67		80.8	40-140	3.04	30		
4-Bromophenylphenylether	1.46	0.34	mg/Kg wet	1.67		87.7	40-140	3.31	30		
Butylbenzylphthalate	1.30	0.34	mg/Kg wet	1.67		78.2	40-140	1.36	30		
Carbazole	1.36	0.17	mg/Kg wet	1.67		81.8	40-140	2.78	30		
4-Chloroaniline	0.831	0.66	mg/Kg wet	1.67		49.8	40-140	0.241	30		†
4-Chloro-3-methylphenol	1.28	0.66	mg/Kg wet	1.67		76.6	30-130	0.392	30		
2-Chloronaphthalene	1.17	0.34	mg/Kg wet	1.67		70.3	40-140	0.171	30		
2-Chlorophenol	1.30	0.34	mg/Kg wet	1.67		77.8	30-130	1.97	30		
4-Chlorophenylphenylether	1.38	0.34	mg/Kg wet	1.67		82.7	40-140	0.973	30		
Chrysene	1.34	0.17	mg/Kg wet	1.67		80.4	40-140	1.40	30		
Dibenz(a,h)anthracene	1.51	0.17	mg/Kg wet	1.67		90.5	40-140	0.843	30		
Dibenzofuran	1.35	0.34	mg/Kg wet	1.67		81.0	40-140	0.173	30		
Di-n-butylphthalate	1.40	0.34	mg/Kg wet	1.67		84.2	40-140	2.70	30		
3,3-Dichlorobenzidine	0.987	0.17	mg/Kg wet	1.67		59.2	40-140	1.77	30		† ‡
2,4-Dichlorophenol	1.26	0.34	mg/Kg wet	1.67		75.8	30-130	0.635	30		
Diethylphthalate	1.29	0.34	mg/Kg wet	1.67		77.2	40-140	0.702	30		
2,4-Dimethylphenol	1.24	0.34	mg/Kg wet	1.67		74.5	30-130	1.57	30		
Dimethylphthalate	1.37	0.34	mg/Kg wet	1.67		81.9	40-140	1.43	50		
4,6-Dinitro-2-methylphenol	1.25	0.34	mg/Kg wet	1.67		74.9	30-130	6.19	50		
2,4-Dinitrophenol	0.875	0.66	mg/Kg wet	1.67		52.5	30-130	6.37	50		
2,4-Dinitrotoluene	1.31	0.34	mg/Kg wet	1.67		78.6	40-140	2.02	30		
2,6-Dinitrotoluene	1.42	0.34	mg/Kg wet	1.67		84.9	40-140	0.899	30		
Di-n-octylphthalate	1.30	0.34	mg/Kg wet	1.67		78.1	40-140	1.76	30		
Fluoranthene	1.47	0.17	mg/Kg wet	1.67		88.3	40-140	4.44	30		
Fluorene	1.28	0.17	mg/Kg wet	1.67		76.8	40-140	0.804	30		
Hexachlorobenzene	1.46	0.34	mg/Kg wet	1.67		87.3	40-140	5.85	30		
Hexachlorobutadiene	1.34	0.34	mg/Kg wet	1.67		80.5	40-140	2.16	30		
Hexachlorocyclopentadiene	0.878	0.34	mg/Kg wet	1.67		52.7	30-140	2.97	50		
Hexachloroethane	1.19	0.34	mg/Kg wet	1.67		71.3	40-140	2.85	50		
Indeno(1,2,3-cd)pyrene	1.42	0.17	mg/Kg wet	1.67		85.1	40-140	3.95	50		
Isophorone	1.31	0.34	mg/Kg wet	1.67		78.7	40-140	0.911	30		
2-Methylnaphthalene	1.35	0.17	mg/Kg wet	1.67		80.9	40-140	1.72	30		
2-Methylphenol	1.23	0.34	mg/Kg wet	1.67		74.0	30-130	0.569	30		
3/4-Methylphenol	1.38	0.34	mg/Kg wet	1.67		82.9	30-130	1.97	30		
Naphthalene	1.27	0.17	mg/Kg wet	1.67		76.3	40-140	1.45	30		
2-Nitroaniline	1.25	0.34	mg/Kg wet	1.67		74.7	40-140	1.30	30		
3-Nitroaniline	1.13	0.34	mg/Kg wet	1.67		67.5	40-140	0.0296	30		†
4-Nitroaniline	1.06	0.34	mg/Kg wet	1.67		63.8	40-140	3.02	30		
Nitrobenzene	1.27	0.34	mg/Kg wet	1.67		76.1	40-140	0.845	30		
2-Nitrophenol	1.24	0.34	mg/Kg wet	1.67		74.6	30-130	1.65	30		
4-Nitrophenol	0.994	0.66	mg/Kg wet	1.67		59.6	10-130	0.775	50		‡
N-Nitrosodiphenylamine	1.92	0.34	mg/Kg wet	1.67		115	40-140	2.77	30		
N-Nitrosodi-n-propylamine	1.36	0.34	mg/Kg wet	1.67		81.6	40-140	1.24	30		
Pentachloronitrobenzene	1.46	0.34	mg/Kg wet	1.67		87.7	40-140	5.77	30	V-16	
Pentachlorophenol	1.08	0.34	mg/Kg wet	1.67		65.0	30-130	5.41	50		
Phenanthrene	1.37	0.17	mg/Kg wet	1.67		82.0	40-140	2.19	30		
Phenol	1.27	0.34	mg/Kg wet	1.67		76.5	20-130	0.963	30		
Pyrene	1.27	0.17	mg/Kg wet	1.67		76.2	40-140	1.72	30		
Pyridine	1.03	0.34	mg/Kg wet	1.67		61.8	10-140	0.0647	50		†
1,2,4,5-Tetrachlorobenzene	1.38	0.34	mg/Kg wet	1.67		83.0	40-140	3.53	30		

con-test® ANALYTICAL LABORATORY
39 Spruce Street * East Longmeadow, MA 01028 * FAX 413/525-6405 * TEL. 413/525-2332

QUALITY CONTROL

Semivolatile Organic Compounds by GC/MS - Quality Control

Analyte	Result	Reporting Limit	Units	Spike Level	Source Result	%REC	%REC Limits	RPD	RPD Limit	Notes
Batch B174813 - SW-846 3546										
LCS Dup (B174813-BSD1)				Prepared: 04/19/17 Analyzed: 04/20/17						
1,2,4-Trichlorobenzene	1.29	0.34	mg/Kg wet	1.67		77.5	40-140	1.96	30	
2,4,5-Trichlorophenol	1.27	0.34	mg/Kg wet	1.67		76.3	30-130	0.105	30	
2,4,6-Trichlorophenol	1.29	0.34	mg/Kg wet	1.67		77.6	30-130	1.51	50	
Surrogate: 2-Fluorophenol	*5.52*		mg/Kg wet	6.73		82.1	30-130			
Surrogate: Phenol-d6	*5.55*		mg/Kg wet	6.67		83.2	30-130			
Surrogate: Nitrobenzene-d5	*2.68*		mg/Kg wet	3.33		80.4	30-130			
Surrogate: 2-Fluorobiphenyl	*2.89*		mg/Kg wet	3.33		86.8	30-130			
Surrogate: 2,4,6-Tribromophenol	*5.68*		mg/Kg wet	6.67		85.2	30-130			
Surrogate: p-Terphenyl-d14	*2.94*		mg/Kg wet	3.33		88.2	30-130			

con-test® ANALYTICAL LABORATORY
39 Spruce Street * East Longmeadow, MA 01028 * FAX 413/525-6405 * TEL. 413/525-2332

QUALITY CONTROL

Petroleum Hydrocarbons Analyses - Quality Control

Analyte	Result	Reporting Limit	Units	Spike Level	Source Result	%REC	%REC Limits	RPD	RPD Limit	Notes
Batch B174812 - SW-846 3546										
Blank (B174812-BLK1)				Prepared: 04/19/17 Analyzed: 04/20/17						
CT ETPH	ND	10	mg/Kg wet							
Surrogate: o-Terphenyl	*2.67*		mg/Kg wet	3.33		80.0	50-150			
LCS (B174812-BS1)				Prepared: 04/19/17 Analyzed: 04/20/17						
CT ETPH	24.5	10	mg/Kg wet	33.3		73.6	60-120			
Surrogate: o-Terphenyl	*2.70*		mg/Kg wet	3.33		81.0	50-150			
LCS Dup (B174812-BSD1)				Prepared: 04/19/17 Analyzed: 04/20/17						
CT ETPH	26.0	10	mg/Kg wet	33.3		77.9	60-120	5.78	30	
Surrogate: o-Terphenyl	*2.79*		mg/Kg wet	3.33		83.8	50-150			

con-test® ANALYTICAL LABORATORY
39 Spruce Street * East Longmeadow, MA 01028 * FAX 413/525-6405 * TEL. 413/525-2332

QUALITY CONTROL

Conventional Chemistry Parameters by EPA/APHA/SW-846 Methods (Total) - Quality Control

Analyte	Result	Reporting Limit	Units	Spike Level	Source Result	%REC	%REC Limits	RPD	RPD Limit	Notes
Batch B174819 - % Solids										
Duplicate (B174819-DUP4)	**Source: 17D0785-01**			Prepared: 04/19/17 Analyzed: 04/20/17						
% Solids	98.3		% Wt		98.5			0.203	20	
Duplicate (B174819-DUP5)	**Source: 17D0785-02**			Prepared: 04/19/17 Analyzed: 04/20/17						
% Solids	97.2		% Wt		97.6			0.411	20	

con-test® ANALYTICAL LABORATORY
39 Spruce Street * East Longmeadow, MA 01028 * FAX 413/525-6405 * TEL. 413/525-2332

FLAG/QUALIFIER SUMMARY

*	QC result is outside of established limits.
†	Wide recovery limits established for difficult compound.
‡	Wide RPD limits established for difficult compound.
#	Data exceeded client recommended or regulatory level
ND	Not Detected
RL	Reporting Limit
DL	Method Detection Limit
MCL	Maximum Contaminant Level
	Percent recoveries and relative percent differences (RPDs) are determined by the software using values in the calculation which have not been rounded.
	No results have been blank subtracted unless specified in the case narrative section.
S-01	The surrogate recovery for this sample is not available due to sample dilution below the surrogate reporting limit required from high analyte concentration and/or matrix interferences.
V-16	Response factor is less than method specified minimum acceptable value. Reduced precision and accuracy may be associated with reported result.
V-20	Continuing calibration did not meet method specifications and was biased on the high side. Data validation is not affected since sample result was "not detected" for this compound.

con-test® ANALYTICAL LABORATORY
39 Spruce Street * East Longmeadow, MA 01028 * FAX 413/525-6405 * TEL. 413/525-2332

CERTIFICATIONS

Certified Analyses included in this Report

Analyte	Certifications
CTDEP ETPH in Soil	
CT ETPH	CT
SW-846 8260C in Soil	
Acetone	CT,NH,NY,ME
Acrylonitrile	CT,NH,NY,ME
Benzene	CT,NH,NY,ME
Bromobenzene	NH,NY,ME
Bromodichloromethane	CT,NH,NY,ME
Bromoform	CT,NH,NY,ME
Bromomethane	CT,NH,NY,ME
2-Butanone (MEK)	CT,NH,NY,ME
n-Butylbenzene	CT,NH,NY,ME
sec-Butylbenzene	CT,NH,NY,ME
tert-Butylbenzene	CT,NH,NY,ME
Carbon Disulfide	CT,NH,NY,ME
Carbon Tetrachloride	CT,NH,NY,ME
Chlorobenzene	CT,NH,NY,ME
Chlorodibromomethane	CT,NH,NY,ME
Chloroethane	CT,NH,NY,ME
Chloroform	CT,NH,NY,ME
Chloromethane	CT,NH,NY,ME
2-Chlorotoluene	CT,NH,NY,ME
4-Chlorotoluene	CT,NH,NY,ME
Dibromomethane	NH,NY,ME
1,2-Dichlorobenzene	CT,NH,NY,ME
1,3-Dichlorobenzene	CT,NH,NY,ME
1,4-Dichlorobenzene	CT,NH,NY,ME
trans-1,4-Dichloro-2-butene	NY
Dichlorodifluoromethane (Freon 12)	NY,ME
1,1-Dichloroethane	CT,NH,NY,ME
1,2-Dichloroethane	CT,NH,NY,ME
1,1-Dichloroethylene	CT,NH,NY,ME
cis-1,2-Dichloroethylene	CT,NH,NY,ME
trans-1,2-Dichloroethylene	CT,NH,NY,ME
1,2-Dichloropropane	CT,NH,NY,ME
1,3-Dichloropropane	NH,NY,ME
2,2-Dichloropropane	NH,NY,ME
1,1-Dichloropropene	NH,NY,ME
cis-1,3-Dichloropropene	CT,NH,NY,ME
trans-1,3-Dichloropropene	CT,NH,NY,ME
Ethylbenzene	CT,NH,NY,ME
Hexachlorobutadiene	NH,NY,ME
2-Hexanone (MBK)	CT,NH,NY,ME
Isopropylbenzene (Cumene)	CT,NH,NY,ME
p-Isopropyltoluene (p-Cymene)	NH,NY
Methyl tert-Butyl Ether (MTBE)	NH,NY
Methylene Chloride	CT,NH,NY,ME

con-test® ANALYTICAL LABORATORY
39 Spruce Street * East Longmeadow, MA 01028 * FAX 413/525-6405 * TEL. 413/525-2332

CERTIFICATIONS

Certified Analyses included in this Report

Analyte	Certifications
SW-846 8260C in Soil	
4-Methyl-2-pentanone (MIBK)	CT,NH,NY
Naphthalene	NH,NY,ME
n-Propylbenzene	NH,NY
Styrene	CT,NH,NY,ME
1,1,1,2-Tetrachloroethane	CT,NH,NY,ME
1,1,2,2-Tetrachloroethane	CT,NH,NY,ME
Tetrachloroethylene	CT,NH,NY,ME
Toluene	CT,NH,NY,ME
1,2,4-Trichlorobenzene	NH,NY,ME
1,1,1-Trichloroethane	CT,NH,NY,ME
1,1,2-Trichloroethane	CT,NH,NY,ME
Trichloroethylene	CT,NH,NY,ME
Trichlorofluoromethane (Freon 11)	CT,NH,NY,ME
1,2,3-Trichloropropane	NH,NY,ME
1,2,4-Trimethylbenzene	CT,NH,NY,ME
1,3,5-Trimethylbenzene	CT,NH,NY,ME
Vinyl Chloride	CT,NH,NY,ME
m+p Xylene	CT,NH,NY,ME
o-Xylene	CT,NH,NY,ME
SW-846 8270D in Soil	
Acenaphthene	CT,NY,NH
Acenaphthylene	CT,NY,NH
Aniline	NY,NH
Anthracene	CT,NY,NH
Benzo(a)anthracene	CT,NY,NH
Benzo(a)pyrene	CT,NY,NH
Benzo(b)fluoranthene	CT,NY,NH
Benzo(g,h,i)perylene	CT,NY,NH
Benzo(k)fluoranthene	CT,NY,NH
Bis(2-chloroethoxy)methane	CT,NY,NH
Bis(2-chloroethyl)ether	CT,NY,NH
Bis(2-chloroisopropyl)ether	CT,NY,NH
Bis(2-Ethylhexyl)phthalate	CT,NY,NH
4-Bromophenylphenylether	CT,NY,NH
Butylbenzylphthalate	CT,NY,NH
4-Chloroaniline	CT,NY,NH
4-Chloro-3-methylphenol	CT,NY,NH
2-Chloronaphthalene	CT,NY,NH
2-Chlorophenol	CT,NY,NH
4-Chlorophenylphenylether	CT,NY,NH
Chrysene	CT,NY,NH
Dibenz(a,h)anthracene	CT,NY,NH
Dibenzofuran	CT,NY,NH
Di-n-butylphthalate	CT,NY,NH
1,2-Dichlorobenzene	NY,NH
1,3-Dichlorobenzene	NY,NH

con-test® ANALYTICAL LABORATORY
39 Spruce Street * East Longmeadow, MA 01028 * FAX 413/525-6405 * TEL. 413/525-2332

CERTIFICATIONS

Certified Analyses included in this Report

Analyte	Certifications
SW-846 8270D in Soil	
1,4-Dichlorobenzene	NY,NH
3,3-Dichlorobenzidine	CT,NY,NH
2,4-Dichlorophenol	CT,NY,NH
Diethylphthalate	CT,NY,NH
2,4-Dimethylphenol	CT,NY,NH
Dimethylphthalate	CT,NY,NH
4,6-Dinitro-2-methylphenol	CT,NY,NH
2,4-Dinitrophenol	CT,NY,NH
2,4-Dinitrotoluene	CT,NY,NH
2,6-Dinitrotoluene	CT,NY,NH
Di-n-octylphthalate	CT,NY,NH
Fluoranthene	CT,NY,NH
Fluorene	NY,NH
Hexachlorobenzene	CT,NY,NH
Hexachlorobutadiene	CT,NY,NH
Hexachlorocyclopentadiene	CT,NY,NH
Hexachloroethane	CT,NY,NH
Indeno(1,2,3-cd)pyrene	CT,NY,NH
Isophorone	CT,NY,NH
2-Methylnaphthalene	CT,NY,NH
2-Methylphenol	CT,NY,NH
3/4-Methylphenol	CT,NY,NH
Naphthalene	CT,NY,NH
2-Nitroaniline	CT,NY,NH
3-Nitroaniline	CT,NY,NH
4-Nitroaniline	CT,NY,NH
Nitrobenzene	CT,NY,NH
2-Nitrophenol	CT,NY,NH
4-Nitrophenol	CT,NY,NH
N-Nitrosodiphenylamine	CT,NY,NH
N-Nitrosodi-n-propylamine	CT,NY,NH
Pentachloronitrobenzene	NY
Pentachlorophenol	CT,NY,NH
Phenanthrene	CT,NY,NH
Phenol	CT,NY,NH
Pyrene	CT,NY,NH
Pyridine	CT,NY,NH
1,2,4,5-Tetrachlorobenzene	NY
1,2,4-Trichlorobenzene	CT,NY,NH
2,4,5-Trichlorophenol	CT,NY,NH
2,4,6-Trichlorophenol	CT,NY,NH

con-test® ANALYTICAL LABORATORY
39 Spruce Street * East Longmeadow, MA 01028 * FAX 413/525-6405 * TEL. 413/525-2332

The CON-TEST Environmental Laboratory operates under the following certifications and accreditations:

Code	Description	Number	Expires
AIHA	AIHA-LAP, LLC - ISO17025:2005	100033	02/1/2018
MA	Massachusetts DEP	M-MA100	06/30/2017
CT	Connecticut Department of Publilc Health	PH-0567	09/30/2017
NY	New York State Department of Health	10899 NELAP	04/1/2018
NH-S	New Hampshire Environmental Lab	2516 NELAP	02/5/2018
RI	Rhode Island Department of Health	LAO00112	12/30/2017
NC	North Carolina Div. of Water Quality	652	12/31/2017
NJ	New Jersey DEP	MA007 NELAP	06/30/2017
FL	Florida Department of Health	E871027 NELAP	06/30/2017
VT	Vermont Department of Health Lead Laboratory	LL015036	07/30/2017
ME	State of Maine	2011028	06/9/2017
VA	Commonwealth of Virginia	460217	12/14/2017
NH-P	New Hampshire Environmental Lab	2557 NELAP	09/6/2017

17D0785

con-test ANALYTICAL LABORATORY

Phone: 413-525-2332
Fax: 413-525-6405
Email: info@contestlabs.com

http://www.contestlabs.com

Doc # 381 Rev 0 5 8 2015

CHAIN OF CUSTODY RECORD

39 Spruce Street
East Longmeadow, MA 01028

Page 1 of 2

Company Name:	Weston & Sampson - (for Eversource Energy)
Address:	273 Dividend Road, Rocky Hill, CT 06067
Phone:	(860) 513-1473
Project Name:	Simsbury AWC
Project Location:	Simsbury, CT
Project Number:	Bill W&S directly
Project Manager:	Jeff Willson
Con-Test Bid:	n/a
Invoice Recipient:	Jeff Willson
Sampled By:	Will Sirotnak

Requested Turnaround Time
7-Day ☐ 10-Day ☐
Other: ☑ 5-7 Bus. Days

Rush-Approval Required
1-Day ☐ 3-Day ☐
2-Day ☐ 4-Day ☐

Data Delivery
Format: PDF ☑ EXCEL ☑
Other:
Enhanced Data Package Required: ☐
Email To: yellenl@wseinc.com
Fax To #: sirotnakw@wseinc.com

ANALYSIS REQUESTED

Con-Test Work Order#	Client Sample ID / Description	Beginning Date/Time	Ending Date/Time	Composite	Grab	[1]Matrix Code	Conc Code	ETPH	# of Containers	[2] Preservation Code	[3] Container Code
1	B301	4/8/17	1120		X	S	U	X			
2	B302	"	1145		"	"	"	X			
3	B303		1210					X			
4	B304		1225					X			
5	B305		1232					X			
6	B306		1440					X			
7	B307		1455					X			
8	B308		1515					X			
9	B309		1530					X			
10	B310	↓	1545		↓	↓	↓	X			

Dissolved Metals Samples
○ Field Filtered
○ Lab to Filter

Orthophosphate Samples
○ Field Filtered
○ Lab to Filter

[1] **Matrix Codes:**
GW = Ground Water
WW = Waste Water
DW = Drinking Water
A = Air
S = Soil/Solid
SL = Sludge
O = Other (please define)

[2] **Preservation Codes:**
I = Iced
H = HCL
M = Methanol
N = Nitric Acid
S = Sulfuric Acid
B = Sodium Bisulfate
X = Sodium Hydroxide
T = Sodium Thiosulfate
O = Other (please define)

[3] **Container Codes:**
A = Amber Glass
G = Glass
P = Plastic
ST = Sterile
V = Vial
S = Summa Canister
T = Tedlar Bag
O = Other (please define)

Comments: (1) Please bill Weston & Sampson directly.

Please use the following codes to indicate possible sample concentration within the **Conc Code** column above:
H - High; M - Medium; L - Low; C - Clean; U - Unknown

Relinquished by: (signature)	Date/Time: 4/8/17
Received by: (signature)	Date/Time: 4/8/17 4:30
Relinquished by: (signature)	Date/Time: 4/8/17 5:45
Received by: (signature)	Date/Time: 4/10/17 9:21 745
Relinquished by: (signature)	Date/Time:
Received by: (signature)	Date/Time:

Detection Limit Requirements
MA
CT — CTDEEP RSRs (includes RES DEC & GA PMC)
Other*

Program Information
○ MCP Analytical Certification Form Required
● RCP Analysis Certification Form Required
○ MA State DW Form Required
PWSID # _____

NELAC and AIHA-LAP, LLC Accredited

TURNAROUND TIME (BUSINESS DAYS) STARTS AT 9:00 AM THE DAY AFTER SAMPLE RECEIPT UNLESS THERE ARE QUESTIONS ON THIS CHAIN. IF THIS FORM IS NOT FILLED OUT COMPLETELY OR IS INCORRECT, TURNAROUND TIME CANNOT START UNTIL ALL QUESTIONS HAVE BEEN ANSWERED.

PLEASE BE CAREFUL NOT TO CONTAMINATE THIS DOCUMENT

17D0785

con-test ANALYTICAL LABORATORY
Phone: 413-525-2332
Fax: 413-525-6405
Email: info@contestlabs.com

http://www.contestlabs.com Doc # 381 Rev 0 5 8 2015

CHAIN OF CUSTODY RECORD

39 Spruce Street
East Longmeadow, MA 01028

Page 2 of 2

Company Name:	Weston & Sampson - (for Eversource Energy)
Address:	273 Dividend Road, Rocky Hill, CT 06067
Phone:	(860) 513-1473
Project Name:	Simsbury AWC
Project Location:	Simsbury, CT
Project Number:	Bill W&S directly
Project Manager:	Jeff Willson
Con-Test Bid:	n/a
Invoice Recipient:	Jeff Willson
Sampled By:	Will Sirotnak

Requested Turnaround Time:
7-Day ☐ 10-Day ☐
Other: ☑ 5-7 Bus. Days

Rush Approval Required:
1-Day ☐ 3-Day ☐
2-Day ☐ 4-Day ☐

Data Delivery:
Format: PDF ☑ EXCEL ☑
Other:
Enhanced Data Package Required: ☐
Email To: yellenl@wseinc.com
Fax To #: sirotnakw@wseinc.com

ANALYSIS REQUESTED

Con-Test Work Order#	Client Sample ID / Description	Beginning Date/Time	Ending Date/Time	Composite	Grab	[1]Matrix Code	Conc Code	ETPH	VOCs	SVOCs	# of Containers
11	B311	4/18/17	1330		X	S	U	X	X	X	
12	B312	↓	1400		X	S	U	X	X	X	
13	Dup-1	↓	—		X	S	U	X			

[2] Preservation Code
[3] Container Code

Dissolved Metals Samples:
○ Field Filtered
○ Lab to Filter

Orthophosphate Samples:
○ Field Filtered
○ Lab to Filter

Comments: (1) Please bill Weston & Sampson directly.

Please use the following codes to indicate possible sample concentration within the **Conc Code** column above:
H - High; M - Medium; L - Low; C - Clean; U - Unknown

[1] **Matrix Codes:**
GW = Ground Water
WW = Waste Water
DW = Drinking Water
A = Air
S = Soil/Solid
SL = Sludge
O = Other (please define)

[2] **Preservation Codes:**
I = Iced
H = HCL
M = Methanol
N = Nitric Acid
S = Sulfuric Acid
B = Sodium Bisulfate
X = Sodium Hydroxide
T = Sodium Thiosulfate
O = Other (please define)

[3] **Container Codes:**
A = Amber Glass
G = Glass
P = Plastic
ST = Sterile
V = Vial
S = Summa Canister
T = Tedlar Bag
O = Other (please define)

Relinquished by: (signature)	Date/Time: 4/18/17
Received by: (signature)	Date/Time: 4/18/17 4:30
Relinquished by: (signature)	Date/Time: 4/18/17 5:45
Received by: (signature)	Date/Time: 4/18/17 1745
Relinquished by: (signature)	Date/Time:
Received by: (signature)	Date/Time:

Detection Limit Requirements:
MA
CT CTDEEP RSRs (includes RES DEC & GA PMC)
Other

Program Information
○ MCP Analytical Certification Form Required
● RCP Analysis Certification Form Required
○ MA State DW Form Required
PWSID # _____

NELAC and AIHA-LAP, LLC Accredited

TURNAROUND TIME (BUSINESS DAYS) STARTS AT 9:00 AM THE DAY AFTER SAMPLE RECEIPT UNLESS THERE ARE QUESTIONS ON THIS CHAIN. IF THIS FORM IS NOT FILLED OUT COMPLETELY OR IS INCORRECT, TURNAROUND TIME CANNOT START UNTIL ALL QUESTIONS HAVE BEEN ANSWERED.

PLEASE BE CAREFUL NOT TO CONTAMINATE THIS DOCUMENT

39 Spruce St.
East Longmeadow, MA. 01028
P: 413-525-2332
F: 413-525-6405
www.contestlabs.com

con-test® ANALYTICAL LABORATORY

Sample Receipt Checklist

CLIENT NAME: Weston & Sampson **RECEIVED BY:** JM **DATE:** 4/18/17

1) **Was the chain(s) of custody relinquished and signed?** Yes ✓ No ____ No COC Incl.

2) **Does the chain agree with the samples?** Yes ✓ No ____
If not, explain:

3) **Are all the samples in good condition?** Yes ✓ No ____
If not, explain:

4) **How were the samples received:**
On Ice ✓ Direct from Sampling ____ Ambient ____ In Cooler(s) ✓

Were the samples received in Temperature Compliance of (2-6°C)? Yes ✓ No ____ N/A ____

Temperature °C by Temp blank ____ # ____ Temperature °C by Temp gun 4.2 # 7

5) **Are there Dissolved samples for the lab to filter?** Yes ____ No ✓
Who was notified ____ Date ____ Time ____

6) **Are there any RUSH or SHORT HOLDING TIME samples?** Yes ____ No ✓
Who was notified ____ Date ____ Time ____

7) **Location where samples are stored:** Login

Permission to subcontract samples? Yes No
(Walk-in clients only) if not already approved
Client Signature: ____

8) **Do all samples have the proper Acid pH:** Yes ____ No ____ N/A ✓

9) **Do all samples have the proper Base pH:** Yes ____ No ____ N/A ✓

10) **Was the PC notified of any discrepancies with the CoC vs the samples:** Yes ____ N/A ✓

Containers received at Con-Test

	# of containers		# of containers
1 Liter Amber		16 oz amber	
500 mL Amber		8 oz amber/clear jar	9
250 mL Amber (8oz amber)		4 oz amber/clear jar	6
1 Liter Plastic		2 oz amber/clear jar	
500 mL Plastic		Plastic Bag / Ziploc	
250 mL plastic		SOC Kit	
40 mL Vial - type listed below	6	Perchlorate Kit	
Colisure / bacteria bottle		Flashpoint bottle	
Dissolved Oxygen bottle		Other glass jar	
Encore		Other	

40 mL vials: # HCl ____ # Methanol 2
Bisulfate ____ # DI Water 4
Thiosulfate ____ Unpreserved ____

Time and Date Frozen: 4/18/17 1745

Page 2 of 2

Login Sample Receipt Checklist

(Rejection Criteria Listing - Using Sample Acceptance Policy)

Any False statement will be brought to the attention of Client

Question	Answer (True/False) T/F/NA	Comment
1) The cooler's custody seal, if present, is intact.	N/A	
2) The cooler or samples do not appear to have been compromised or tampered with.	T	
3) Samples were received on ice.	T	
4) Cooler Temperature is acceptable.	T	
5) Cooler Temperature is recorded.	T	
6) COC is filled out in ink and legible.	T	
7) COC is filled out with all pertinent information.	T	
8) Field Sampler's name present on COC.	T	
9) There are no discrepancies between the sample IDs on the container and the COC.	T	
10) Samples are received within Holding Time.	T	
11) Sample containers have legible labels.	T	
12) Containers are not broken or leaking.	T	
13) Air Cassettes are not broken/open.	N/A	
14) Sample collection date/times are provided.	T	
15) Appropriate sample containers are used.	T	
16) Proper collection media used.	T	
17) No headspace sample bottles are completely filled.	N/A	
18) There is sufficient volume for all requsted analyses, including any requested MS/MSDs.	T	
19) Trip blanks provided if applicable.	N/A	
20) VOA sample vials do not have head space or bubble is <6mm (1/4") in diameter.	N/A	
21) Samples do not require splitting or compositing.	T	

Who notified of False statements? **Date/Time:**

Doc #277 Rev. 4 August 2013 **Log-In Technician Initials:** JM **Date/Time:** 4/18/17 1745

D:\HPCHEM\1\DATA\A042017\A0420014.D

CT ETPH DISCRIMINATION CHECK

Date Acquired	4/20/17
Data File Name	A0420014.D
Sample Name	ETPH 1500
Instrument Name	5890DFID

Compound	Ret Time	Target Response	Average Response	*%D +/- 20
c - 9	1.17	428613	465460	-8
c - 10	1.52	443576	465460	-5
c - 12	2.26	456675	465460	-2
c - 14	2.94	463700	465460	0
c - 16	3.54	475155	465460	2
c - 18	4.15	471159	465460	1
o-Terphenyl	4.43	512801	465460	
c - 20	4.76	479274	465460	3
c - 22	5.28	489940	465460	5
c - 24	5.72	458996	465460	-1
c - 26	6.12	484495	465460	4
c - 28	6.48	476519	465460	2
c - 30	6.81	475237	465460	2
c - 32	7.12	461382	465460	-1
c - 34	7.42	459747	465460	-1
c - 36	7.72	457436	465460	-2

* One compound allowed %D </= 50%

Samples

17D0785-02
17D0785-03
17D0785-04
17D0785-05
17D0785-06
17D0785-01@10X
17D0785-11@5X

D:\HPCHEM\1\DATA\A042017.SEC\A0420011.D

CT ETPH DISCRIMINATION CHECK

Date Acquired	4/20/17
Data File Name	A0420011.D
Sample Name	ETPH 1500
Instrument Name	5890DFID

Compound	Ret Time	Target Response	Average Response	*%D +/- 20
c - 9	1.21	522888	555287	-6
c - 10	1.56	540434	555287	-3
c - 12	2.29	557545	555287	0
c - 14	2.96	564553	555287	2
c - 16	3.56	573119	555287	3
c - 18	4.16	564264	555287	2
o-Terphenyl	4.45	606262	555287	
c - 20	4.77	571106	555287	3
c - 22	5.28	573811	555287	3
c - 24	5.72	534521	555287	-4
c - 26	6.11	562898	555287	1
c - 28	6.47	556582	555287	0
c - 30	6.80	559877	555287	1
c - 32	7.11	548929	555287	-1
c - 34	7.40	550243	555287	-1
c - 36	7.70	548543	555287	-1

* One compound allowed %D </= 50%

Samples

17D0814-01
17D0814-03
17D0814-04
17D0785-08
17D0785-09
17D0785-13
17D0787-01
17D0785-12
17D0705-01@5X
17D0705-02@5X
17D0705-03@20X

D:\HPCHEM\1\DATA\A042117.SEC\A0421025.D

CT ETPH DISCRIMINATION CHECK

Date Acquired	4/21/17
Data File Name	A0421025.D
Sample Name	ETPH 1500
Instrument Name	5890DFID

Compound	Ret Time	Target Response	Average Response	*%D +/- 20
c - 9	1.21	505846	521853	-3
c - 10	1.56	510768	521853	-2
c - 12	2.29	524513	521853	1
c - 14	2.96	531793	521853	2
c - 16	3.56	540558	521853	4
c - 18	4.16	531243	521853	2
o-Terphenyl	4.45	582964	521853	
c - 20	4.77	537825	521853	3
c - 22	5.28	540652	521853	4
c - 24	5.72	503380	521853	-4
c - 26	6.11	530722	521853	2
c - 28	6.47	525755	521853	1
c - 30	6.81	523820	521853	0
c - 32	7.12	510652	521853	-2
c - 34	7.41	507534	521853	-3
c - 36	7.71	502737	521853	-4

* One compound allowed %D </= 50%

Samples

17D0785-07@10X
17D0785-10@200X

REASONABLE CONFIDENCE PROTOCOL
LABORATORY ANALYSIS QA/QC CERTIFICATION FORM

Laboratory Name: Con-Test Analytical Laboratory

Client: Weston & Sampson

Project Location: Simsbury, CT

Project Number: 17D0785

Laboratory Sample ID(s):

17D0785-01 thru 17D0785-13

Sample Date(s):

04/18/2017

List RCP Methods Used:

CTDEP ETPH, SW-846 8260C, SW-846 8270D

1	For each analytical method referenced in this laboratory report package, were all specified QA/QC performance criteria followed, including the requirement to explain any criteria falling outside of acceptable guidelines, as specified in the CTDEP method-specific Reasonable Confidence Protocol documents?	☑ Yes ☐ No
1A	Were the method specified preservation and holding time requirements met?	☑ Yes ☐ No
1B	VPH and EPH Methods only: Was the VPH and EPH method conducted without significant modifications (see Section 11.3 of respective RCP methods)?	☐ Yes ☐ No ☑ N/A
2	Were all samples received by the laboratory in a condition consistent with that described on the associated chain-of-custody document(s)?	☑ Yes ☐ No
3	Were samples received at an appropriate temperature (< 6 degrees C.)?	☑ Yes ☐ No ☐ N/A
4	Were all QA/QC performance criteria specified in the CTDEP Reasonable Confidence Protocol documents achieved?	☐ Yes ☑ No
5A	Were reporting limits specified or referenced on the chain-of-custody?	☑ Yes ☐ No
5B	Were these reporting limits met?	☑ Yes ☐ No
6	For each analytical method referenced in this laboratory report package, were results reported for all constituents identified in the method-specific analyte lists presented in the Reasonable Confidence Protocol documents?	☑ Yes ☐ No
7	Are project-specific matrix spikes and laboratory duplicates included in this data set?	☐ Yes ☑ No

Notes: For all questions to which the response was "No" (with the exception of question #7), additional information must be provided in an attached narrative. If the answer to question #1, #1A, or #1B is "No", the data package does not meet the requirements for "Reasonable Confidence."
This form may not be altered and all questions must be answered.

I, the undersigned, attest under the pains and penalties of perjury that, to the best of my knowledge and belief and based upon my personal inquiry of those responsible for providing the information contained in this analytical report, such information is accurate and complete.

Authorized Signature: Lisa Worthington **Position:** **Project Manager**

Printed Name: **Lisa A. Worthington** **Date:** **04/25/17**

Name of Laboratory: **Con-Test Analytical Laboratory**

This certification form is to be used for RCP methods only.

con-test® ANALYTICAL LABORATORY
39 Spruce Street * East Longmeadow, MA 01028 * FAX 413/525-6405 * TEL. 413/525-2332

April 26, 2017

Jeff Willson
Weston & Sampson
273 Dividend Road
Rocky Hill, CT 06067

Project Location: Simsbury, CT
Client Job Number:
Project Number: [none]
Laboratory Work Order Number: 17D0857

Enclosed are results of analyses for samples received by the laboratory on April 19, 2017. If you have any questions concerning this report, please feel free to contact me.

Sincerely,



James M. Georgantas
Project Manager

Table of Contents

Sample Summary 4
Case Narrative 5
Sample Results 7
17D0857-01 7
17D0857-02 12
17D0857-03 18
17D0857-04 24
17D0857-05 29
17D0857-06 31
17D0857-07 33
17D0857-08 37
17D0857-09 41
17D0857-10 45
Sample Preparation Information 49
QC Data 50
Volatile Organic Compounds by GC/MS 50
B174972 50
Semivolatile Organic Compounds by GC/MS 53
B174951 53
Polychlorinated Biphenyls with 3540 Soxhlet Extraction 58
B174898 58
Petroleum Hydrocarbons Analyses 60
B174952 60
Conventional Chemistry Parameters by EPA/APHA/SW-846 Methods (Total) 61
B174919 61

Table of Contents (continued)

Dual Column RPD Report 62

Flag/Qualifier Summary 66

Certifications 67

Chain of Custody/Sample Receipt 71

con-test® ANALYTICAL LABORATORY
39 Spruce Street * East Longmeadow, MA 01028 * FAX 413/525-6405 * TEL. 413/525-2332

Weston & Sampson
273 Dividend Road
Rocky Hill, CT 06067
ATTN: Jeff Willson

REPORT DATE: 4/26/2017

PURCHASE ORDER NUMBER:

PROJECT NUMBER: [none]

ANALYTICAL SUMMARY

WORK ORDER NUMBER: 17D0857

The results of analyses performed on the following samples submitted to the CON-TEST Analytical Laboratory are found in this report.

PROJECT LOCATION: Simsbury, CT

FIELD SAMPLE #	LAB ID:	MATRIX	SAMPLE DESCRIPTION	TEST	SUB LAB
B313	17D0857-01	Soil		CTDEP ETPH	
				SM 2540G	
				SW-846 8082A	
				SW-846 8260C	
B314	17D0857-02	Soil		CTDEP ETPH	
				SM 2540G	
				SW-846 8260C	
				SW-846 8270D	
B315	17D0857-03	Soil		CTDEP ETPH	
				SM 2540G	
				SW-846 8260C	
				SW-846 8270D	
B316	17D0857-04	Soil		CTDEP ETPH	
				SM 2540G	
				SW-846 8082A	
				SW-846 8260C	
B317	17D0857-05	Soil		CTDEP ETPH	
				SM 2540G	
B318	17D0857-06	Soil		CTDEP ETPH	
				SM 2540G	
B319	17D0857-07	Soil		CTDEP ETPH	
				SM 2540G	
				SW-846 8260C	
B320	17D0857-08	Soil		CTDEP ETPH	
				SM 2540G	
				SW-846 8260C	
B321	17D0857-09	Soil		CTDEP ETPH	
				SM 2540G	
				SW-846 8260C	
B322	17D0857-10	Soil		CTDEP ETPH	
				SM 2540G	
				SW-846 8260C	

con-test® ANALYTICAL LABORATORY
39 Spruce Street * East Longmeadow, MA 01028 * FAX 413/525-6405 * TEL. 413/525-2332

CASE NARRATIVE SUMMARY

All reported results are within defined laboratory quality control objectives unless listed below or otherwise qualified in this report.

CTDEP ETPH

Qualifications:

S-01

The surrogate recovery for this sample is not available due to sample dilution below the surrogate reporting limit required from high analyte concentration and/or matrix interferences.

Analyte & Samples(s) Qualified:

o-Terphenyl
17D0857-09[B321]

SW-846 8260C

Qualifications:

V-16

Response factor is less than method specified minimum acceptable value. Reduced precision and accuracy may be associated with reported result.

Analyte & Samples(s) Qualified:

Tetrahydrofuran
17D0857-01[B313], 17D0857-02[B314], 17D0857-03[B315], 17D0857-04[B316], 17D0857-07[B319], 17D0857-08[B320], 17D0857-09[B321], 17D0857-10[B322], B174972-BLK1, B174972-BS1

SW-846 8270D

Qualifications:

L-04

Laboratory fortified blank/laboratory control sample recovery and duplicate recovery are outside of control limits. Reported value for this compound is likely to be biased on the low side.

Analyte & Samples(s) Qualified:

4-Chloroaniline
17D0857-02[B314], 17D0857-03[B315], B174951-BLK1, B174951-BS1, B174951-BSD1

V-05

Continuing calibration did not meet method specifications and was biased on the low side for this compound. Increased uncertainty is associated with the reported value which is likely to be biased on the low side.

Analyte & Samples(s) Qualified:

Hexachlorocyclopentadiene
17D0857-02[B314], 17D0857-03[B315], B174951-BLK1, B174951-BS1, B174951-BSD1

V-16

Response factor is less than method specified minimum acceptable value. Reduced precision and accuracy may be associated with reported result.

Analyte & Samples(s) Qualified:

Pentachloronitrobenzene
17D0857-02[B314], 17D0857-03[B315], B174951-BLK1, B174951-BS1, B174951-BSD1

V-20

Continuing calibration did not meet method specifications and was biased on the high side. Data validation is not affected since sample result was "not detected" for this compound.

Analyte & Samples(s) Qualified:

N-Nitrosodi-n-propylamine
B174951-BLK1, B174951-BS1, B174951-BSD1

39 Spruce Street * East Longmeadow, MA 01028 * FAX 413/525-6405 * TEL. 413/525-2332

SW-846 8270D

The LCS sample recoveries for required RCP 8270 compounds were all within control limits specified by the method, 40-140% for base/neutrals and 30-130% for acids except for "difficult analytes" listed below and/or otherwise listed in this narrative: Difficult analytes for soil - limits between 10 and 180% depending on the compound (see QC summary for limits): 3,3'-Dichlorobenzidine, Pyridine, Aniline, 4-Chloroaniline, 3-Nitroaniline, and n-Nitrosodiphenylamine.

All reporting limits specified on the chain-of-custody were met, except for Pyridine, 1,2,4,5-Tetrachlorobenzene and Pentachloronitrobenzene for the most protective criteria since the laboratory cannot achieve the required RCP calibration criteria at these levels unless otherwise listed in this narrative.

The results of analyses reported only relate to samples submitted to the Con-Test Analytical Laboratory for testing.
I certify that the analyses listed above, unless specifically listed as subcontracted, if any, were performed under my direction according to the approved methodologies listed in this document, and that based upon my inquiry of those individuals immediately responsible for obtaining the information, the material contained in this report is, to the best of my knowledge and belief, accurate and complete.

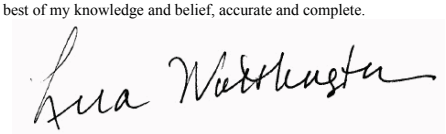

Lisa A. Worthington
Project Manager

con-test® ANALYTICAL LABORATORY
39 Spruce Street * East Longmeadow, MA 01028 * FAX 413/525-6405 * TEL. 413/525-2332

Project Location: Simsbury, CT | Sample Description: | Work Order: 17D0857
Date Received: 4/19/2017
Field Sample #: B313 | Sampled: 4/19/2017 09:40
Sample ID: 17D0857-01
Sample Matrix: Soil

Volatile Organic Compounds by GC/MS

Analyte	Results	RL	Units	Dilution	Flag/Qual	Method	Date Prepared	Date/Time Analyzed	Analyst
Acetone	ND	0.096	mg/Kg dry	1		SW-846 8260C	4/20/17	4/20/17 8:21	MFF
Acrylonitrile	ND	0.0057	mg/Kg dry	1		SW-846 8260C	4/20/17	4/20/17 8:21	MFF
Benzene	ND	0.0019	mg/Kg dry	1		SW-846 8260C	4/20/17	4/20/17 8:21	MFF
Bromobenzene	ND	0.0019	mg/Kg dry	1		SW-846 8260C	4/20/17	4/20/17 8:21	MFF
Bromodichloromethane	ND	0.0019	mg/Kg dry	1		SW-846 8260C	4/20/17	4/20/17 8:21	MFF
Bromoform	ND	0.0019	mg/Kg dry	1		SW-846 8260C	4/20/17	4/20/17 8:21	MFF
Bromomethane	ND	0.0096	mg/Kg dry	1		SW-846 8260C	4/20/17	4/20/17 8:21	MFF
2-Butanone (MEK)	ND	0.038	mg/Kg dry	1		SW-846 8260C	4/20/17	4/20/17 8:21	MFF
n-Butylbenzene	ND	0.0019	mg/Kg dry	1		SW-846 8260C	4/20/17	4/20/17 8:21	MFF
sec-Butylbenzene	ND	0.0019	mg/Kg dry	1		SW-846 8260C	4/20/17	4/20/17 8:21	MFF
tert-Butylbenzene	ND	0.0019	mg/Kg dry	1		SW-846 8260C	4/20/17	4/20/17 8:21	MFF
Carbon Disulfide	ND	0.0057	mg/Kg dry	1		SW-846 8260C	4/20/17	4/20/17 8:21	MFF
Carbon Tetrachloride	ND	0.0019	mg/Kg dry	1		SW-846 8260C	4/20/17	4/20/17 8:21	MFF
Chlorobenzene	ND	0.0019	mg/Kg dry	1		SW-846 8260C	4/20/17	4/20/17 8:21	MFF
Chlorodibromomethane	ND	0.00096	mg/Kg dry	1		SW-846 8260C	4/20/17	4/20/17 8:21	MFF
Chloroethane	ND	0.019	mg/Kg dry	1		SW-846 8260C	4/20/17	4/20/17 8:21	MFF
Chloroform	ND	0.0038	mg/Kg dry	1		SW-846 8260C	4/20/17	4/20/17 8:21	MFF
Chloromethane	ND	0.0096	mg/Kg dry	1		SW-846 8260C	4/20/17	4/20/17 8:21	MFF
2-Chlorotoluene	ND	0.0019	mg/Kg dry	1		SW-846 8260C	4/20/17	4/20/17 8:21	MFF
4-Chlorotoluene	ND	0.0019	mg/Kg dry	1		SW-846 8260C	4/20/17	4/20/17 8:21	MFF
1,2-Dibromo-3-chloropropane (DBCP)	ND	0.0019	mg/Kg dry	1		SW-846 8260C	4/20/17	4/20/17 8:21	MFF
1,2-Dibromoethane (EDB)	ND	0.00096	mg/Kg dry	1		SW-846 8260C	4/20/17	4/20/17 8:21	MFF
Dibromomethane	ND	0.0019	mg/Kg dry	1		SW-846 8260C	4/20/17	4/20/17 8:21	MFF
1,2-Dichlorobenzene	ND	0.0019	mg/Kg dry	1		SW-846 8260C	4/20/17	4/20/17 8:21	MFF
1,3-Dichlorobenzene	ND	0.0019	mg/Kg dry	1		SW-846 8260C	4/20/17	4/20/17 8:21	MFF
1,4-Dichlorobenzene	ND	0.0019	mg/Kg dry	1		SW-846 8260C	4/20/17	4/20/17 8:21	MFF
trans-1,4-Dichloro-2-butene	ND	0.0038	mg/Kg dry	1		SW-846 8260C	4/20/17	4/20/17 8:21	MFF
Dichlorodifluoromethane (Freon 12)	ND	0.019	mg/Kg dry	1		SW-846 8260C	4/20/17	4/20/17 8:21	MFF
1,1-Dichloroethane	ND	0.0019	mg/Kg dry	1		SW-846 8260C	4/20/17	4/20/17 8:21	MFF
1,2-Dichloroethane	ND	0.0019	mg/Kg dry	1		SW-846 8260C	4/20/17	4/20/17 8:21	MFF
1,1-Dichloroethylene	ND	0.0038	mg/Kg dry	1		SW-846 8260C	4/20/17	4/20/17 8:21	MFF
cis-1,2-Dichloroethylene	ND	0.0019	mg/Kg dry	1		SW-846 8260C	4/20/17	4/20/17 8:21	MFF
trans-1,2-Dichloroethylene	ND	0.0019	mg/Kg dry	1		SW-846 8260C	4/20/17	4/20/17 8:21	MFF
1,2-Dichloropropane	ND	0.0019	mg/Kg dry	1		SW-846 8260C	4/20/17	4/20/17 8:21	MFF
1,3-Dichloropropane	ND	0.00096	mg/Kg dry	1		SW-846 8260C	4/20/17	4/20/17 8:21	MFF
2,2-Dichloropropane	ND	0.0019	mg/Kg dry	1		SW-846 8260C	4/20/17	4/20/17 8:21	MFF
1,1-Dichloropropene	ND	0.0019	mg/Kg dry	1		SW-846 8260C	4/20/17	4/20/17 8:21	MFF
cis-1,3-Dichloropropene	ND	0.00096	mg/Kg dry	1		SW-846 8260C	4/20/17	4/20/17 8:21	MFF
trans-1,3-Dichloropropene	ND	0.00096	mg/Kg dry	1		SW-846 8260C	4/20/17	4/20/17 8:21	MFF
Ethylbenzene	ND	0.0019	mg/Kg dry	1		SW-846 8260C	4/20/17	4/20/17 8:21	MFF
Hexachlorobutadiene	ND	0.0019	mg/Kg dry	1		SW-846 8260C	4/20/17	4/20/17 8:21	MFF
2-Hexanone (MBK)	ND	0.019	mg/Kg dry	1		SW-846 8260C	4/20/17	4/20/17 8:21	MFF
Isopropylbenzene (Cumene)	ND	0.0019	mg/Kg dry	1		SW-846 8260C	4/20/17	4/20/17 8:21	MFF
p-Isopropyltoluene (p-Cymene)	ND	0.0019	mg/Kg dry	1		SW-846 8260C	4/20/17	4/20/17 8:21	MFF

con-test® ANALYTICAL LABORATORY
39 Spruce Street * East Longmeadow, MA 01028 * FAX 413/525-6405 * TEL. 413/525-2332

Project Location: Simsbury, CT | Sample Description: | Work Order: 17D0857

Date Received: 4/19/2017

Field Sample #: B313 | Sampled: 4/19/2017 09:40

Sample ID: 17D0857-01

Sample Matrix: Soil

Volatile Organic Compounds by GC/MS

Analyte	Results	RL	Units	Dilution	Flag/Qual	Method	Date Prepared	Date/Time Analyzed	Analyst
Methyl tert-Butyl Ether (MTBE)	ND	0.0038	mg/Kg dry	1		SW-846 8260C	4/20/17	4/20/17 8:21	MFF
Methylene Chloride	ND	0.019	mg/Kg dry	1		SW-846 8260C	4/20/17	4/20/17 8:21	MFF
4-Methyl-2-pentanone (MIBK)	ND	0.019	mg/Kg dry	1		SW-846 8260C	4/20/17	4/20/17 8:21	MFF
Naphthalene	ND	0.0038	mg/Kg dry	1		SW-846 8260C	4/20/17	4/20/17 8:21	MFF
n-Propylbenzene	ND	0.0019	mg/Kg dry	1		SW-846 8260C	4/20/17	4/20/17 8:21	MFF
Styrene	ND	0.0019	mg/Kg dry	1		SW-846 8260C	4/20/17	4/20/17 8:21	MFF
1,1,1,2-Tetrachloroethane	ND	0.0019	mg/Kg dry	1		SW-846 8260C	4/20/17	4/20/17 8:21	MFF
1,1,2,2-Tetrachloroethane	ND	0.0038	mg/Kg dry	1		SW-846 8260C	4/20/17	4/20/17 8:21	MFF
Tetrachloroethylene	ND	0.0019	mg/Kg dry	1		SW-846 8260C	4/20/17	4/20/17 8:21	MFF
Tetrahydrofuran	ND	0.0096	mg/Kg dry	1	V-16	SW-846 8260C	4/20/17	4/20/17 8:21	MFF
Toluene	ND	0.0019	mg/Kg dry	1		SW-846 8260C	4/20/17	4/20/17 8:21	MFF
1,2,3-Trichlorobenzene	ND	0.0019	mg/Kg dry	1		SW-846 8260C	4/20/17	4/20/17 8:21	MFF
1,2,4-Trichlorobenzene	ND	0.0019	mg/Kg dry	1		SW-846 8260C	4/20/17	4/20/17 8:21	MFF
1,1,1-Trichloroethane	ND	0.0019	mg/Kg dry	1		SW-846 8260C	4/20/17	4/20/17 8:21	MFF
1,1,2-Trichloroethane	ND	0.0019	mg/Kg dry	1		SW-846 8260C	4/20/17	4/20/17 8:21	MFF
Trichloroethylene	ND	0.0019	mg/Kg dry	1		SW-846 8260C	4/20/17	4/20/17 8:21	MFF
Trichlorofluoromethane (Freon 11)	ND	0.0096	mg/Kg dry	1		SW-846 8260C	4/20/17	4/20/17 8:21	MFF
1,2,3-Trichloropropane	ND	0.0019	mg/Kg dry	1		SW-846 8260C	4/20/17	4/20/17 8:21	MFF
1,1,2-Trichloro-1,2,2-trifluoroethane (Freon 113)	ND	0.0096	mg/Kg dry	1		SW-846 8260C	4/20/17	4/20/17 8:21	MFF
1,2,4-Trimethylbenzene	ND	0.0019	mg/Kg dry	1		SW-846 8260C	4/20/17	4/20/17 8:21	MFF
1,3,5-Trimethylbenzene	ND	0.0019	mg/Kg dry	1		SW-846 8260C	4/20/17	4/20/17 8:21	MFF
Vinyl Chloride	ND	0.0096	mg/Kg dry	1		SW-846 8260C	4/20/17	4/20/17 8:21	MFF
m+p Xylene	ND	0.0038	mg/Kg dry	1		SW-846 8260C	4/20/17	4/20/17 8:21	MFF
o-Xylene	ND	0.0019	mg/Kg dry	1		SW-846 8260C	4/20/17	4/20/17 8:21	MFF

Surrogates	% Recovery	Recovery Limits	Flag/Qual	
1,2-Dichloroethane-d4	102	70-130		4/20/17 8:21
Toluene-d8	107	70-130		4/20/17 8:21
4-Bromofluorobenzene	105	70-130		4/20/17 8:21

con-test® ANALYTICAL LABORATORY
39 Spruce Street * East Longmeadow, MA 01028 * FAX 413/525-6405 * TEL. 413/525-2332

Project Location: Simsbury, CT | Sample Description: | Work Order: 17D0857

Date Received: 4/19/2017

Field Sample #: B313 | Sampled: 4/19/2017 09:40

Sample ID: 17D0857-01

Sample Matrix: Soil

Polychlorinated Biphenyls with 3540 Soxhlet Extraction

Analyte	Results	RL	Units	Dilution	Flag/Qual	Method	Date Prepared	Date/Time Analyzed	Analyst
Aroclor-1016 [1]	ND	0.11	mg/Kg dry	5		SW-846 8082A	4/19/17	4/24/17 15:02	JMB
Aroclor-1221 [1]	ND	0.11	mg/Kg dry	5		SW-846 8082A	4/19/17	4/24/17 15:02	JMB
Aroclor-1232 [1]	ND	0.11	mg/Kg dry	5		SW-846 8082A	4/19/17	4/24/17 15:02	JMB
Aroclor-1242 [1]	ND	0.11	mg/Kg dry	5		SW-846 8082A	4/19/17	4/24/17 15:02	JMB
Aroclor-1248 [1]	ND	0.11	mg/Kg dry	5		SW-846 8082A	4/19/17	4/24/17 15:02	JMB
Aroclor-1254 [1]	ND	0.11	mg/Kg dry	5		SW-846 8082A	4/19/17	4/24/17 15:02	JMB
Aroclor-1260 [1]	ND	0.11	mg/Kg dry	5		SW-846 8082A	4/19/17	4/24/17 15:02	JMB
Aroclor-1262 [1]	ND	0.11	mg/Kg dry	5		SW-846 8082A	4/19/17	4/24/17 15:02	JMB
Aroclor-1268 [1]	ND	0.11	mg/Kg dry	5		SW-846 8082A	4/19/17	4/24/17 15:02	JMB

Surrogates	% Recovery	Recovery Limits	Flag/Qual	
Decachlorobiphenyl [1]	104	30-150		4/24/17 15:02
Decachlorobiphenyl [2]	116	30-150		4/24/17 15:02
Tetrachloro-m-xylene [1]	101	30-150		4/24/17 15:02
Tetrachloro-m-xylene [2]	111	30-150		4/24/17 15:02

con-test® ANALYTICAL LABORATORY
39 Spruce Street * East Longmeadow, MA 01028 * FAX 413/525-6405 * TEL. 413/525-2332

Project Location: Simsbury, CT | Sample Description: | Work Order: 17D0857

Date Received: 4/19/2017

Field Sample #: B313 | Sampled: 4/19/2017 09:40

Sample ID: 17D0857-01

Sample Matrix: Soil

Petroleum Hydrocarbons Analyses

Analyte	Results	RL	Units	Dilution	Flag/Qual	Method	Date Prepared	Date/Time Analyzed	Analyst
CT ETPH	ND	11	mg/Kg dry	1		CTDEP ETPH	4/20/17	4/24/17 13:58	PJG

Surrogates	% Recovery	Recovery Limits	Flag/Qual				
o-Terphenyl	71.7	50-150				4/24/17 13:58	

con-test® ANALYTICAL LABORATORY
39 Spruce Street * East Longmeadow, MA 01028 * FAX 413/525-6405 * TEL. 413/525-2332

Project Location: Simsbury, CT | Sample Description: | Work Order: 17D0857

Date Received: 4/19/2017

Field Sample #: B313 | Sampled: 4/19/2017 09:40

Sample ID: 17D0857-01

Sample Matrix: Soil

Conventional Chemistry Parameters by EPA/APHA/SW-846 Methods (Total)

Analyte	Results	RL	Units	Dilution	Flag/Qual	Method	Date Prepared	Date/Time Analyzed	Analyst
% Solids	89.9		% Wt	1		SM 2540G	4/20/17	4/21/17 9:54	MRL

con-test® ANALYTICAL LABORATORY
39 Spruce Street * East Longmeadow, MA 01028 * FAX 413/525-6405 * TEL. 413/525-2332

Project Location: Simsbury, CT | Sample Description: | Work Order: 17D0857

Date Received: 4/19/2017

Field Sample #: B314 | Sampled: 4/19/2017 10:20

Sample ID: 17D0857-02

Sample Matrix: Soil

Volatile Organic Compounds by GC/MS

Analyte	Results	RL	Units	Dilution	Flag/Qual	Method	Date Prepared	Date/Time Analyzed	Analyst
Acetone	ND	0.074	mg/Kg dry	1		SW-846 8260C	4/20/17	4/20/17 8:49	MFF
Acrylonitrile	ND	0.0044	mg/Kg dry	1		SW-846 8260C	4/20/17	4/20/17 8:49	MFF
Benzene	ND	0.0015	mg/Kg dry	1		SW-846 8260C	4/20/17	4/20/17 8:49	MFF
Bromobenzene	ND	0.0015	mg/Kg dry	1		SW-846 8260C	4/20/17	4/20/17 8:49	MFF
Bromodichloromethane	ND	0.0015	mg/Kg dry	1		SW-846 8260C	4/20/17	4/20/17 8:49	MFF
Bromoform	ND	0.0015	mg/Kg dry	1		SW-846 8260C	4/20/17	4/20/17 8:49	MFF
Bromomethane	ND	0.0074	mg/Kg dry	1		SW-846 8260C	4/20/17	4/20/17 8:49	MFF
2-Butanone (MEK)	ND	0.030	mg/Kg dry	1		SW-846 8260C	4/20/17	4/20/17 8:49	MFF
n-Butylbenzene	ND	0.0015	mg/Kg dry	1		SW-846 8260C	4/20/17	4/20/17 8:49	MFF
sec-Butylbenzene	ND	0.0015	mg/Kg dry	1		SW-846 8260C	4/20/17	4/20/17 8:49	MFF
tert-Butylbenzene	ND	0.0015	mg/Kg dry	1		SW-846 8260C	4/20/17	4/20/17 8:49	MFF
Carbon Disulfide	ND	0.0044	mg/Kg dry	1		SW-846 8260C	4/20/17	4/20/17 8:49	MFF
Carbon Tetrachloride	ND	0.0015	mg/Kg dry	1		SW-846 8260C	4/20/17	4/20/17 8:49	MFF
Chlorobenzene	ND	0.0015	mg/Kg dry	1		SW-846 8260C	4/20/17	4/20/17 8:49	MFF
Chlorodibromomethane	ND	0.00074	mg/Kg dry	1		SW-846 8260C	4/20/17	4/20/17 8:49	MFF
Chloroethane	ND	0.015	mg/Kg dry	1		SW-846 8260C	4/20/17	4/20/17 8:49	MFF
Chloroform	ND	0.0030	mg/Kg dry	1		SW-846 8260C	4/20/17	4/20/17 8:49	MFF
Chloromethane	ND	0.0074	mg/Kg dry	1		SW-846 8260C	4/20/17	4/20/17 8:49	MFF
2-Chlorotoluene	ND	0.0015	mg/Kg dry	1		SW-846 8260C	4/20/17	4/20/17 8:49	MFF
4-Chlorotoluene	ND	0.0015	mg/Kg dry	1		SW-846 8260C	4/20/17	4/20/17 8:49	MFF
1,2-Dibromo-3-chloropropane (DBCP)	ND	0.0015	mg/Kg dry	1		SW-846 8260C	4/20/17	4/20/17 8:49	MFF
1,2-Dibromoethane (EDB)	ND	0.00074	mg/Kg dry	1		SW-846 8260C	4/20/17	4/20/17 8:49	MFF
Dibromomethane	ND	0.0015	mg/Kg dry	1		SW-846 8260C	4/20/17	4/20/17 8:49	MFF
1,2-Dichlorobenzene	ND	0.0015	mg/Kg dry	1		SW-846 8260C	4/20/17	4/20/17 8:49	MFF
1,3-Dichlorobenzene	ND	0.0015	mg/Kg dry	1		SW-846 8260C	4/20/17	4/20/17 8:49	MFF
1,4-Dichlorobenzene	ND	0.0015	mg/Kg dry	1		SW-846 8260C	4/20/17	4/20/17 8:49	MFF
trans-1,4-Dichloro-2-butene	ND	0.0030	mg/Kg dry	1		SW-846 8260C	4/20/17	4/20/17 8:49	MFF
Dichlorodifluoromethane (Freon 12)	ND	0.015	mg/Kg dry	1		SW-846 8260C	4/20/17	4/20/17 8:49	MFF
1,1-Dichloroethane	ND	0.0015	mg/Kg dry	1		SW-846 8260C	4/20/17	4/20/17 8:49	MFF
1,2-Dichloroethane	ND	0.0015	mg/Kg dry	1		SW-846 8260C	4/20/17	4/20/17 8:49	MFF
1,1-Dichloroethylene	ND	0.0030	mg/Kg dry	1		SW-846 8260C	4/20/17	4/20/17 8:49	MFF
cis-1,2-Dichloroethylene	ND	0.0015	mg/Kg dry	1		SW-846 8260C	4/20/17	4/20/17 8:49	MFF
trans-1,2-Dichloroethylene	ND	0.0015	mg/Kg dry	1		SW-846 8260C	4/20/17	4/20/17 8:49	MFF
1,2-Dichloropropane	ND	0.0015	mg/Kg dry	1		SW-846 8260C	4/20/17	4/20/17 8:49	MFF
1,3-Dichloropropane	ND	0.00074	mg/Kg dry	1		SW-846 8260C	4/20/17	4/20/17 8:49	MFF
2,2-Dichloropropane	ND	0.0015	mg/Kg dry	1		SW-846 8260C	4/20/17	4/20/17 8:49	MFF
1,1-Dichloropropene	ND	0.0015	mg/Kg dry	1		SW-846 8260C	4/20/17	4/20/17 8:49	MFF
cis-1,3-Dichloropropene	ND	0.00074	mg/Kg dry	1		SW-846 8260C	4/20/17	4/20/17 8:49	MFF
trans-1,3-Dichloropropene	ND	0.00074	mg/Kg dry	1		SW-846 8260C	4/20/17	4/20/17 8:49	MFF
Ethylbenzene	ND	0.0015	mg/Kg dry	1		SW-846 8260C	4/20/17	4/20/17 8:49	MFF
Hexachlorobutadiene	ND	0.0015	mg/Kg dry	1		SW-846 8260C	4/20/17	4/20/17 8:49	MFF
2-Hexanone (MBK)	ND	0.015	mg/Kg dry	1		SW-846 8260C	4/20/17	4/20/17 8:49	MFF
Isopropylbenzene (Cumene)	ND	0.0015	mg/Kg dry	1		SW-846 8260C	4/20/17	4/20/17 8:49	MFF
p-Isopropyltoluene (p-Cymene)	ND	0.0015	mg/Kg dry	1		SW-846 8260C	4/20/17	4/20/17 8:49	MFF

con-test® ANALYTICAL LABORATORY
39 Spruce Street * East Longmeadow, MA 01028 * FAX 413/525-6405 * TEL. 413/525-2332

Project Location: Simsbury, CT | Sample Description: | Work Order: 17D0857

Date Received: 4/19/2017

Field Sample #: B314 | Sampled: 4/19/2017 10:20

Sample ID: 17D0857-02

Sample Matrix: Soil

Volatile Organic Compounds by GC/MS

Analyte	Results	RL	Units	Dilution	Flag/Qual	Method	Date Prepared	Date/Time Analyzed	Analyst
Methyl tert-Butyl Ether (MTBE)	ND	0.0030	mg/Kg dry	1		SW-846 8260C	4/20/17	4/20/17 8:49	MFF
Methylene Chloride	ND	0.015	mg/Kg dry	1		SW-846 8260C	4/20/17	4/20/17 8:49	MFF
4-Methyl-2-pentanone (MIBK)	ND	0.015	mg/Kg dry	1		SW-846 8260C	4/20/17	4/20/17 8:49	MFF
Naphthalene	ND	0.0030	mg/Kg dry	1		SW-846 8260C	4/20/17	4/20/17 8:49	MFF
n-Propylbenzene	ND	0.0015	mg/Kg dry	1		SW-846 8260C	4/20/17	4/20/17 8:49	MFF
Styrene	ND	0.0015	mg/Kg dry	1		SW-846 8260C	4/20/17	4/20/17 8:49	MFF
1,1,1,2-Tetrachloroethane	ND	0.0015	mg/Kg dry	1		SW-846 8260C	4/20/17	4/20/17 8:49	MFF
1,1,2,2-Tetrachloroethane	ND	0.0030	mg/Kg dry	1		SW-846 8260C	4/20/17	4/20/17 8:49	MFF
Tetrachloroethylene	ND	0.0015	mg/Kg dry	1		SW-846 8260C	4/20/17	4/20/17 8:49	MFF
Tetrahydrofuran	ND	0.0074	mg/Kg dry	1	V-16	SW-846 8260C	4/20/17	4/20/17 8:49	MFF
Toluene	ND	0.0015	mg/Kg dry	1		SW-846 8260C	4/20/17	4/20/17 8:49	MFF
1,2,3-Trichlorobenzene	ND	0.0015	mg/Kg dry	1		SW-846 8260C	4/20/17	4/20/17 8:49	MFF
1,2,4-Trichlorobenzene	ND	0.0015	mg/Kg dry	1		SW-846 8260C	4/20/17	4/20/17 8:49	MFF
1,1,1-Trichloroethane	ND	0.0015	mg/Kg dry	1		SW-846 8260C	4/20/17	4/20/17 8:49	MFF
1,1,2-Trichloroethane	ND	0.0015	mg/Kg dry	1		SW-846 8260C	4/20/17	4/20/17 8:49	MFF
Trichloroethylene	ND	0.0015	mg/Kg dry	1		SW-846 8260C	4/20/17	4/20/17 8:49	MFF
Trichlorofluoromethane (Freon 11)	ND	0.0074	mg/Kg dry	1		SW-846 8260C	4/20/17	4/20/17 8:49	MFF
1,2,3-Trichloropropane	ND	0.0015	mg/Kg dry	1		SW-846 8260C	4/20/17	4/20/17 8:49	MFF
1,1,2-Trichloro-1,2,2-trifluoroethane (Freon 113)	ND	0.0074	mg/Kg dry	1		SW-846 8260C	4/20/17	4/20/17 8:49	MFF
1,2,4-Trimethylbenzene	ND	0.0015	mg/Kg dry	1		SW-846 8260C	4/20/17	4/20/17 8:49	MFF
1,3,5-Trimethylbenzene	ND	0.0015	mg/Kg dry	1		SW-846 8260C	4/20/17	4/20/17 8:49	MFF
Vinyl Chloride	ND	0.0074	mg/Kg dry	1		SW-846 8260C	4/20/17	4/20/17 8:49	MFF
m+p Xylene	ND	0.0030	mg/Kg dry	1		SW-846 8260C	4/20/17	4/20/17 8:49	MFF
o-Xylene	ND	0.0015	mg/Kg dry	1		SW-846 8260C	4/20/17	4/20/17 8:49	MFF

Surrogates	% Recovery	Recovery Limits	Flag/Qual		
1,2-Dichloroethane-d4	103	70-130		4/20/17	8:49
Toluene-d8	106	70-130		4/20/17	8:49
4-Bromofluorobenzene	104	70-130		4/20/17	8:49

con-test® ANALYTICAL LABORATORY
39 Spruce Street * East Longmeadow, MA 01028 * FAX 413/525-6405 * TEL. 413/525-2332

Project Location: Simsbury, CT | Sample Description: | Work Order: 17D0857

Date Received: 4/19/2017

Field Sample #: B314 | Sampled: 4/19/2017 10:20

Sample ID: 17D0857-02

Sample Matrix: Soil

Semivolatile Organic Compounds by GC/MS

Analyte	Results	RL	Units	Dilution	Flag/Qual	Method	Date Prepared	Date/Time Analyzed	Analyst
Acenaphthene	ND	0.18	mg/Kg dry	1		SW-846 8270D	4/20/17	4/25/17 11:14	MJC
Acenaphthylene	ND	0.18	mg/Kg dry	1		SW-846 8270D	4/20/17	4/25/17 11:14	MJC
Aniline	ND	0.36	mg/Kg dry	1		SW-846 8270D	4/20/17	4/25/17 11:14	MJC
Anthracene	ND	0.18	mg/Kg dry	1		SW-846 8270D	4/20/17	4/25/17 11:14	MJC
Benzo(a)anthracene	ND	0.18	mg/Kg dry	1		SW-846 8270D	4/20/17	4/25/17 11:14	MJC
Benzo(a)pyrene	ND	0.18	mg/Kg dry	1		SW-846 8270D	4/20/17	4/25/17 11:14	MJC
Benzo(b)fluoranthene	ND	0.18	mg/Kg dry	1		SW-846 8270D	4/20/17	4/25/17 11:14	MJC
Benzo(g,h,i)perylene	ND	0.18	mg/Kg dry	1		SW-846 8270D	4/20/17	4/25/17 11:14	MJC
Benzo(k)fluoranthene	ND	0.18	mg/Kg dry	1		SW-846 8270D	4/20/17	4/25/17 11:14	MJC
Bis(2-chloroethoxy)methane	ND	0.36	mg/Kg dry	1		SW-846 8270D	4/20/17	4/25/17 11:14	MJC
Bis(2-chloroethyl)ether	ND	0.36	mg/Kg dry	1		SW-846 8270D	4/20/17	4/25/17 11:14	MJC
Bis(2-chloroisopropyl)ether	ND	0.36	mg/Kg dry	1		SW-846 8270D	4/20/17	4/25/17 11:14	MJC
Bis(2-Ethylhexyl)phthalate	ND	0.36	mg/Kg dry	1		SW-846 8270D	4/20/17	4/25/17 11:14	MJC
4-Bromophenylphenylether	ND	0.36	mg/Kg dry	1		SW-846 8270D	4/20/17	4/25/17 11:14	MJC
Butylbenzylphthalate	ND	0.36	mg/Kg dry	1		SW-846 8270D	4/20/17	4/25/17 11:14	MJC
Carbazole	ND	0.18	mg/Kg dry	1		SW-846 8270D	4/20/17	4/25/17 11:14	MJC
4-Chloroaniline	ND	0.70	mg/Kg dry	1	L-04	SW-846 8270D	4/20/17	4/25/17 11:14	MJC
4-Chloro-3-methylphenol	ND	0.70	mg/Kg dry	1		SW-846 8270D	4/20/17	4/25/17 11:14	MJC
2-Chloronaphthalene	ND	0.36	mg/Kg dry	1		SW-846 8270D	4/20/17	4/25/17 11:14	MJC
2-Chlorophenol	ND	0.36	mg/Kg dry	1		SW-846 8270D	4/20/17	4/25/17 11:14	MJC
4-Chlorophenylphenylether	ND	0.36	mg/Kg dry	1		SW-846 8270D	4/20/17	4/25/17 11:14	MJC
Chrysene	ND	0.18	mg/Kg dry	1		SW-846 8270D	4/20/17	4/25/17 11:14	MJC
Dibenz(a,h)anthracene	ND	0.18	mg/Kg dry	1		SW-846 8270D	4/20/17	4/25/17 11:14	MJC
Dibenzofuran	ND	0.36	mg/Kg dry	1		SW-846 8270D	4/20/17	4/25/17 11:14	MJC
Di-n-butylphthalate	ND	0.36	mg/Kg dry	1		SW-846 8270D	4/20/17	4/25/17 11:14	MJC
3,3-Dichlorobenzidine	ND	0.18	mg/Kg dry	1		SW-846 8270D	4/20/17	4/25/17 11:14	MJC
2,4-Dichlorophenol	ND	0.36	mg/Kg dry	1		SW-846 8270D	4/20/17	4/25/17 11:14	MJC
Diethylphthalate	ND	0.36	mg/Kg dry	1		SW-846 8270D	4/20/17	4/25/17 11:14	MJC
2,4-Dimethylphenol	ND	0.36	mg/Kg dry	1		SW-846 8270D	4/20/17	4/25/17 11:14	MJC
Dimethylphthalate	ND	0.36	mg/Kg dry	1		SW-846 8270D	4/20/17	4/25/17 11:14	MJC
4,6-Dinitro-2-methylphenol	ND	0.36	mg/Kg dry	1		SW-846 8270D	4/20/17	4/25/17 11:14	MJC
2,4-Dinitrophenol	ND	0.70	mg/Kg dry	1		SW-846 8270D	4/20/17	4/25/17 11:14	MJC
2,4-Dinitrotoluene	ND	0.36	mg/Kg dry	1		SW-846 8270D	4/20/17	4/25/17 11:14	MJC
2,6-Dinitrotoluene	ND	0.36	mg/Kg dry	1		SW-846 8270D	4/20/17	4/25/17 11:14	MJC
Di-n-octylphthalate	ND	0.36	mg/Kg dry	1		SW-846 8270D	4/20/17	4/25/17 11:14	MJC
Fluoranthene	ND	0.18	mg/Kg dry	1		SW-846 8270D	4/20/17	4/25/17 11:14	MJC
Fluorene	ND	0.18	mg/Kg dry	1		SW-846 8270D	4/20/17	4/25/17 11:14	MJC
Hexachlorobenzene	ND	0.36	mg/Kg dry	1		SW-846 8270D	4/20/17	4/25/17 11:14	MJC
Hexachlorobutadiene	ND	0.36	mg/Kg dry	1		SW-846 8270D	4/20/17	4/25/17 11:14	MJC
Hexachlorocyclopentadiene	ND	0.36	mg/Kg dry	1	V-05	SW-846 8270D	4/20/17	4/25/17 11:14	MJC
Hexachloroethane	ND	0.36	mg/Kg dry	1		SW-846 8270D	4/20/17	4/25/17 11:14	MJC
Indeno(1,2,3-cd)pyrene	ND	0.18	mg/Kg dry	1		SW-846 8270D	4/20/17	4/25/17 11:14	MJC
Isophorone	ND	0.36	mg/Kg dry	1		SW-846 8270D	4/20/17	4/25/17 11:14	MJC
2-Methylnaphthalene	ND	0.18	mg/Kg dry	1		SW-846 8270D	4/20/17	4/25/17 11:14	MJC

con-test® ANALYTICAL LABORATORY
39 Spruce Street * East Longmeadow, MA 01028 * FAX 413/525-6405 * TEL. 413/525-2332

Project Location: Simsbury, CT | Sample Description: | Work Order: 17D0857

Date Received: 4/19/2017

Field Sample #: B314 | Sampled: 4/19/2017 10:20

Sample ID: 17D0857-02

Sample Matrix: Soil

Semivolatile Organic Compounds by GC/MS

Analyte	Results	RL	Units	Dilution	Flag/Qual	Method	Date Prepared	Date/Time Analyzed	Analyst
2-Methylphenol	ND	0.36	mg/Kg dry	1		SW-846 8270D	4/20/17	4/25/17 11:14	MJC
3/4-Methylphenol	ND	0.36	mg/Kg dry	1		SW-846 8270D	4/20/17	4/25/17 11:14	MJC
Naphthalene	ND	0.18	mg/Kg dry	1		SW-846 8270D	4/20/17	4/25/17 11:14	MJC
2-Nitroaniline	ND	0.36	mg/Kg dry	1		SW-846 8270D	4/20/17	4/25/17 11:14	MJC
3-Nitroaniline	ND	0.36	mg/Kg dry	1		SW-846 8270D	4/20/17	4/25/17 11:14	MJC
4-Nitroaniline	ND	0.36	mg/Kg dry	1		SW-846 8270D	4/20/17	4/25/17 11:14	MJC
Nitrobenzene	ND	0.36	mg/Kg dry	1		SW-846 8270D	4/20/17	4/25/17 11:14	MJC
2-Nitrophenol	ND	0.36	mg/Kg dry	1		SW-846 8270D	4/20/17	4/25/17 11:14	MJC
4-Nitrophenol	ND	0.70	mg/Kg dry	1		SW-846 8270D	4/20/17	4/25/17 11:14	MJC
N-Nitrosodiphenylamine	ND	0.36	mg/Kg dry	1		SW-846 8270D	4/20/17	4/25/17 11:14	MJC
N-Nitrosodi-n-propylamine	ND	0.36	mg/Kg dry	1		SW-846 8270D	4/20/17	4/25/17 11:14	MJC
Pentachloronitrobenzene	ND	0.36	mg/Kg dry	1	V-16	SW-846 8270D	4/20/17	4/25/17 11:14	MJC
Pentachlorophenol	ND	0.36	mg/Kg dry	1		SW-846 8270D	4/20/17	4/25/17 11:14	MJC
Phenanthrene	ND	0.18	mg/Kg dry	1		SW-846 8270D	4/20/17	4/25/17 11:14	MJC
Phenol	ND	0.36	mg/Kg dry	1		SW-846 8270D	4/20/17	4/25/17 11:14	MJC
Pyrene	ND	0.18	mg/Kg dry	1		SW-846 8270D	4/20/17	4/25/17 11:14	MJC
Pyridine	ND	0.36	mg/Kg dry	1		SW-846 8270D	4/20/17	4/25/17 11:14	MJC
1,2,4,5-Tetrachlorobenzene	ND	0.36	mg/Kg dry	1		SW-846 8270D	4/20/17	4/25/17 11:14	MJC
1,2,4-Trichlorobenzene	ND	0.36	mg/Kg dry	1		SW-846 8270D	4/20/17	4/25/17 11:14	MJC
2,4,5-Trichlorophenol	ND	0.36	mg/Kg dry	1		SW-846 8270D	4/20/17	4/25/17 11:14	MJC
2,4,6-Trichlorophenol	ND	0.36	mg/Kg dry	1		SW-846 8270D	4/20/17	4/25/17 11:14	MJC

Surrogates	% Recovery	Recovery Limits	Flag/Qual	
2-Fluorophenol	76.4	30-130		4/25/17 11:14
Phenol-d6	80.0	30-130		4/25/17 11:14
Nitrobenzene-d5	71.9	30-130		4/25/17 11:14
2-Fluorobiphenyl	81.2	30-130		4/25/17 11:14
2,4,6-Tribromophenol	87.5	30-130		4/25/17 11:14
p-Terphenyl-d14	89.5	30-130		4/25/17 11:14

con-test® ANALYTICAL LABORATORY
39 Spruce Street * East Longmeadow, MA 01028 * FAX 413/525-6405 * TEL. 413/525-2332

Project Location: Simsbury, CT | Sample Description: | Work Order: 17D0857

Date Received: 4/19/2017

Field Sample #: B314 | Sampled: 4/19/2017 10:20

Sample ID: 17D0857-02

Sample Matrix: Soil

Petroleum Hydrocarbons Analyses

Analyte	Results	RL	Units	Dilution	Flag/Qual	Method	Date Prepared	Date/Time Analyzed	Analyst
CT ETPH	ND	11	mg/Kg dry	1		CTDEP ETPH	4/20/17	4/24/17 14:16	PJG

Surrogates	% Recovery	Recovery Limits	Flag/Qual	
o-Terphenyl	70.9	50-150		4/24/17 14:16

con-test® ANALYTICAL LABORATORY
39 Spruce Street * East Longmeadow, MA 01028 * FAX 413/525-6405 * TEL. 413/525-2332

Project Location: Simsbury, CT | Sample Description: | Work Order: 17D0857
Date Received: 4/19/2017
Field Sample #: B314 | Sampled: 4/19/2017 10:20
Sample ID: 17D0857-02
Sample Matrix: Soil

Conventional Chemistry Parameters by EPA/APHA/SW-846 Methods (Total)

Analyte	Results	RL	Units	Dilution	Flag/Qual	Method	Date Prepared	Date/Time Analyzed	Analyst
% Solids	94.5		% Wt	1		SM 2540G	4/20/17	4/21/17 9:54	MRL

con-test® ANALYTICAL LABORATORY
39 Spruce Street * East Longmeadow, MA 01028 * FAX 413/525-6405 * TEL. 413/525-2332

Project Location: Simsbury, CT | Sample Description: | Work Order: 17D0857
Date Received: 4/19/2017
Field Sample #: B315 | Sampled: 4/19/2017 10:30
Sample ID: 17D0857-03
Sample Matrix: Soil

Volatile Organic Compounds by GC/MS

Analyte	Results	RL	Units	Dilution	Flag/Qual	Method	Date Prepared	Date/Time Analyzed	Analyst
Acetone	ND	0.083	mg/Kg dry	1		SW-846 8260C	4/20/17	4/20/17 9:17	MFF
Acrylonitrile	ND	0.0050	mg/Kg dry	1		SW-846 8260C	4/20/17	4/20/17 9:17	MFF
Benzene	ND	0.0017	mg/Kg dry	1		SW-846 8260C	4/20/17	4/20/17 9:17	MFF
Bromobenzene	ND	0.0017	mg/Kg dry	1		SW-846 8260C	4/20/17	4/20/17 9:17	MFF
Bromodichloromethane	ND	0.0017	mg/Kg dry	1		SW-846 8260C	4/20/17	4/20/17 9:17	MFF
Bromoform	ND	0.0017	mg/Kg dry	1		SW-846 8260C	4/20/17	4/20/17 9:17	MFF
Bromomethane	ND	0.0083	mg/Kg dry	1		SW-846 8260C	4/20/17	4/20/17 9:17	MFF
2-Butanone (MEK)	ND	0.033	mg/Kg dry	1		SW-846 8260C	4/20/17	4/20/17 9:17	MFF
n-Butylbenzene	ND	0.0017	mg/Kg dry	1		SW-846 8260C	4/20/17	4/20/17 9:17	MFF
sec-Butylbenzene	ND	0.0017	mg/Kg dry	1		SW-846 8260C	4/20/17	4/20/17 9:17	MFF
tert-Butylbenzene	ND	0.0017	mg/Kg dry	1		SW-846 8260C	4/20/17	4/20/17 9:17	MFF
Carbon Disulfide	ND	0.0050	mg/Kg dry	1		SW-846 8260C	4/20/17	4/20/17 9:17	MFF
Carbon Tetrachloride	ND	0.0017	mg/Kg dry	1		SW-846 8260C	4/20/17	4/20/17 9:17	MFF
Chlorobenzene	ND	0.0017	mg/Kg dry	1		SW-846 8260C	4/20/17	4/20/17 9:17	MFF
Chlorodibromomethane	ND	0.00083	mg/Kg dry	1		SW-846 8260C	4/20/17	4/20/17 9:17	MFF
Chloroethane	ND	0.017	mg/Kg dry	1		SW-846 8260C	4/20/17	4/20/17 9:17	MFF
Chloroform	ND	0.0033	mg/Kg dry	1		SW-846 8260C	4/20/17	4/20/17 9:17	MFF
Chloromethane	ND	0.0083	mg/Kg dry	1		SW-846 8260C	4/20/17	4/20/17 9:17	MFF
2-Chlorotoluene	ND	0.0017	mg/Kg dry	1		SW-846 8260C	4/20/17	4/20/17 9:17	MFF
4-Chlorotoluene	ND	0.0017	mg/Kg dry	1		SW-846 8260C	4/20/17	4/20/17 9:17	MFF
1,2-Dibromo-3-chloropropane (DBCP)	ND	0.0017	mg/Kg dry	1		SW-846 8260C	4/20/17	4/20/17 9:17	MFF
1,2-Dibromoethane (EDB)	ND	0.00083	mg/Kg dry	1		SW-846 8260C	4/20/17	4/20/17 9:17	MFF
Dibromomethane	ND	0.0017	mg/Kg dry	1		SW-846 8260C	4/20/17	4/20/17 9:17	MFF
1,2-Dichlorobenzene	ND	0.0017	mg/Kg dry	1		SW-846 8260C	4/20/17	4/20/17 9:17	MFF
1,3-Dichlorobenzene	ND	0.0017	mg/Kg dry	1		SW-846 8260C	4/20/17	4/20/17 9:17	MFF
1,4-Dichlorobenzene	ND	0.0017	mg/Kg dry	1		SW-846 8260C	4/20/17	4/20/17 9:17	MFF
trans-1,4-Dichloro-2-butene	ND	0.0033	mg/Kg dry	1		SW-846 8260C	4/20/17	4/20/17 9:17	MFF
Dichlorodifluoromethane (Freon 12)	ND	0.017	mg/Kg dry	1		SW-846 8260C	4/20/17	4/20/17 9:17	MFF
1,1-Dichloroethane	ND	0.0017	mg/Kg dry	1		SW-846 8260C	4/20/17	4/20/17 9:17	MFF
1,2-Dichloroethane	ND	0.0017	mg/Kg dry	1		SW-846 8260C	4/20/17	4/20/17 9:17	MFF
1,1-Dichloroethylene	ND	0.0033	mg/Kg dry	1		SW-846 8260C	4/20/17	4/20/17 9:17	MFF
cis-1,2-Dichloroethylene	ND	0.0017	mg/Kg dry	1		SW-846 8260C	4/20/17	4/20/17 9:17	MFF
trans-1,2-Dichloroethylene	ND	0.0017	mg/Kg dry	1		SW-846 8260C	4/20/17	4/20/17 9:17	MFF
1,2-Dichloropropane	ND	0.0017	mg/Kg dry	1		SW-846 8260C	4/20/17	4/20/17 9:17	MFF
1,3-Dichloropropane	ND	0.00083	mg/Kg dry	1		SW-846 8260C	4/20/17	4/20/17 9:17	MFF
2,2-Dichloropropane	ND	0.0017	mg/Kg dry	1		SW-846 8260C	4/20/17	4/20/17 9:17	MFF
1,1-Dichloropropene	ND	0.0017	mg/Kg dry	1		SW-846 8260C	4/20/17	4/20/17 9:17	MFF
cis-1,3-Dichloropropene	ND	0.00083	mg/Kg dry	1		SW-846 8260C	4/20/17	4/20/17 9:17	MFF
trans-1,3-Dichloropropene	ND	0.00083	mg/Kg dry	1		SW-846 8260C	4/20/17	4/20/17 9:17	MFF
Ethylbenzene	ND	0.0017	mg/Kg dry	1		SW-846 8260C	4/20/17	4/20/17 9:17	MFF
Hexachlorobutadiene	ND	0.0017	mg/Kg dry	1		SW-846 8260C	4/20/17	4/20/17 9:17	MFF
2-Hexanone (MBK)	ND	0.017	mg/Kg dry	1		SW-846 8260C	4/20/17	4/20/17 9:17	MFF
Isopropylbenzene (Cumene)	ND	0.0017	mg/Kg dry	1		SW-846 8260C	4/20/17	4/20/17 9:17	MFF
p-Isopropyltoluene (p-Cymene)	ND	0.0017	mg/Kg dry	1		SW-846 8260C	4/20/17	4/20/17 9:17	MFF

con-test® ANALYTICAL LABORATORY
39 Spruce Street * East Longmeadow, MA 01028 * FAX 413/525-6405 * TEL. 413/525-2332

Project Location: Simsbury, CT | Sample Description: | Work Order: 17D0857

Date Received: 4/19/2017

Field Sample #: B315 | Sampled: 4/19/2017 10:30

Sample ID: 17D0857-03

Sample Matrix: Soil

Volatile Organic Compounds by GC/MS

Analyte	Results	RL	Units	Dilution	Flag/Qual	Method	Date Prepared	Date/Time Analyzed	Analyst
Methyl tert-Butyl Ether (MTBE)	ND	0.0033	mg/Kg dry	1		SW-846 8260C	4/20/17	4/20/17 9:17	MFF
Methylene Chloride	ND	0.017	mg/Kg dry	1		SW-846 8260C	4/20/17	4/20/17 9:17	MFF
4-Methyl-2-pentanone (MIBK)	ND	0.017	mg/Kg dry	1		SW-846 8260C	4/20/17	4/20/17 9:17	MFF
Naphthalene	ND	0.0033	mg/Kg dry	1		SW-846 8260C	4/20/17	4/20/17 9:17	MFF
n-Propylbenzene	ND	0.0017	mg/Kg dry	1		SW-846 8260C	4/20/17	4/20/17 9:17	MFF
Styrene	ND	0.0017	mg/Kg dry	1		SW-846 8260C	4/20/17	4/20/17 9:17	MFF
1,1,1,2-Tetrachloroethane	ND	0.0017	mg/Kg dry	1		SW-846 8260C	4/20/17	4/20/17 9:17	MFF
1,1,2,2-Tetrachloroethane	ND	0.0033	mg/Kg dry	1		SW-846 8260C	4/20/17	4/20/17 9:17	MFF
Tetrachloroethylene	ND	0.0017	mg/Kg dry	1		SW-846 8260C	4/20/17	4/20/17 9:17	MFF
Tetrahydrofuran	ND	0.0083	mg/Kg dry	1	V-16	SW-846 8260C	4/20/17	4/20/17 9:17	MFF
Toluene	ND	0.0017	mg/Kg dry	1		SW-846 8260C	4/20/17	4/20/17 9:17	MFF
1,2,3-Trichlorobenzene	ND	0.0017	mg/Kg dry	1		SW-846 8260C	4/20/17	4/20/17 9:17	MFF
1,2,4-Trichlorobenzene	ND	0.0017	mg/Kg dry	1		SW-846 8260C	4/20/17	4/20/17 9:17	MFF
1,1,1-Trichloroethane	ND	0.0017	mg/Kg dry	1		SW-846 8260C	4/20/17	4/20/17 9:17	MFF
1,1,2-Trichloroethane	ND	0.0017	mg/Kg dry	1		SW-846 8260C	4/20/17	4/20/17 9:17	MFF
Trichloroethylene	ND	0.0017	mg/Kg dry	1		SW-846 8260C	4/20/17	4/20/17 9:17	MFF
Trichlorofluoromethane (Freon 11)	ND	0.0083	mg/Kg dry	1		SW-846 8260C	4/20/17	4/20/17 9:17	MFF
1,2,3-Trichloropropane	ND	0.0017	mg/Kg dry	1		SW-846 8260C	4/20/17	4/20/17 9:17	MFF
1,1,2-Trichloro-1,2,2-trifluoroethane (Freon 113)	ND	0.0083	mg/Kg dry	1		SW-846 8260C	4/20/17	4/20/17 9:17	MFF
1,2,4-Trimethylbenzene	ND	0.0017	mg/Kg dry	1		SW-846 8260C	4/20/17	4/20/17 9:17	MFF
1,3,5-Trimethylbenzene	ND	0.0017	mg/Kg dry	1		SW-846 8260C	4/20/17	4/20/17 9:17	MFF
Vinyl Chloride	ND	0.0083	mg/Kg dry	1		SW-846 8260C	4/20/17	4/20/17 9:17	MFF
m+p Xylene	ND	0.0033	mg/Kg dry	1		SW-846 8260C	4/20/17	4/20/17 9:17	MFF
o-Xylene	ND	0.0017	mg/Kg dry	1		SW-846 8260C	4/20/17	4/20/17 9:17	MFF

Surrogates	% Recovery	Recovery Limits	Flag/Qual	
1,2-Dichloroethane-d4	102	70-130		4/20/17 9:17
Toluene-d8	106	70-130		4/20/17 9:17
4-Bromofluorobenzene	105	70-130		4/20/17 9:17

con-test® ANALYTICAL LABORATORY
39 Spruce Street * East Longmeadow, MA 01028 * FAX 413/525-6405 * TEL. 413/525-2332

Project Location: Simsbury, CT | Sample Description: | Work Order: 17D0857

Date Received: 4/19/2017

Field Sample #: B315 | Sampled: 4/19/2017 10:30

Sample ID: 17D0857-03

Sample Matrix: Soil

Semivolatile Organic Compounds by GC/MS

Analyte	Results	RL	Units	Dilution	Flag/Qual	Method	Date Prepared	Date/Time Analyzed	Analyst
Acenaphthene	ND	0.18	mg/Kg dry	1		SW-846 8270D	4/20/17	4/25/17 11:37	MJC
Acenaphthylene	ND	0.18	mg/Kg dry	1		SW-846 8270D	4/20/17	4/25/17 11:37	MJC
Aniline	ND	0.36	mg/Kg dry	1		SW-846 8270D	4/20/17	4/25/17 11:37	MJC
Anthracene	ND	0.18	mg/Kg dry	1		SW-846 8270D	4/20/17	4/25/17 11:37	MJC
Benzo(a)anthracene	ND	0.18	mg/Kg dry	1		SW-846 8270D	4/20/17	4/25/17 11:37	MJC
Benzo(a)pyrene	ND	0.18	mg/Kg dry	1		SW-846 8270D	4/20/17	4/25/17 11:37	MJC
Benzo(b)fluoranthene	ND	0.18	mg/Kg dry	1		SW-846 8270D	4/20/17	4/25/17 11:37	MJC
Benzo(g,h,i)perylene	ND	0.18	mg/Kg dry	1		SW-846 8270D	4/20/17	4/25/17 11:37	MJC
Benzo(k)fluoranthene	ND	0.18	mg/Kg dry	1		SW-846 8270D	4/20/17	4/25/17 11:37	MJC
Bis(2-chloroethoxy)methane	ND	0.36	mg/Kg dry	1		SW-846 8270D	4/20/17	4/25/17 11:37	MJC
Bis(2-chloroethyl)ether	ND	0.36	mg/Kg dry	1		SW-846 8270D	4/20/17	4/25/17 11:37	MJC
Bis(2-chloroisopropyl)ether	ND	0.36	mg/Kg dry	1		SW-846 8270D	4/20/17	4/25/17 11:37	MJC
Bis(2-Ethylhexyl)phthalate	ND	0.36	mg/Kg dry	1		SW-846 8270D	4/20/17	4/25/17 11:37	MJC
4-Bromophenylphenylether	ND	0.36	mg/Kg dry	1		SW-846 8270D	4/20/17	4/25/17 11:37	MJC
Butylbenzylphthalate	ND	0.36	mg/Kg dry	1		SW-846 8270D	4/20/17	4/25/17 11:37	MJC
Carbazole	ND	0.18	mg/Kg dry	1		SW-846 8270D	4/20/17	4/25/17 11:37	MJC
4-Chloroaniline	ND	0.69	mg/Kg dry	1	L-04	SW-846 8270D	4/20/17	4/25/17 11:37	MJC
4-Chloro-3-methylphenol	ND	0.69	mg/Kg dry	1		SW-846 8270D	4/20/17	4/25/17 11:37	MJC
2-Chloronaphthalene	ND	0.36	mg/Kg dry	1		SW-846 8270D	4/20/17	4/25/17 11:37	MJC
2-Chlorophenol	ND	0.36	mg/Kg dry	1		SW-846 8270D	4/20/17	4/25/17 11:37	MJC
4-Chlorophenylphenylether	ND	0.36	mg/Kg dry	1		SW-846 8270D	4/20/17	4/25/17 11:37	MJC
Chrysene	ND	0.18	mg/Kg dry	1		SW-846 8270D	4/20/17	4/25/17 11:37	MJC
Dibenz(a,h)anthracene	ND	0.18	mg/Kg dry	1		SW-846 8270D	4/20/17	4/25/17 11:37	MJC
Dibenzofuran	ND	0.36	mg/Kg dry	1		SW-846 8270D	4/20/17	4/25/17 11:37	MJC
Di-n-butylphthalate	ND	0.36	mg/Kg dry	1		SW-846 8270D	4/20/17	4/25/17 11:37	MJC
3,3-Dichlorobenzidine	ND	0.18	mg/Kg dry	1		SW-846 8270D	4/20/17	4/25/17 11:37	MJC
2,4-Dichlorophenol	ND	0.36	mg/Kg dry	1		SW-846 8270D	4/20/17	4/25/17 11:37	MJC
Diethylphthalate	ND	0.36	mg/Kg dry	1		SW-846 8270D	4/20/17	4/25/17 11:37	MJC
2,4-Dimethylphenol	ND	0.36	mg/Kg dry	1		SW-846 8270D	4/20/17	4/25/17 11:37	MJC
Dimethylphthalate	ND	0.36	mg/Kg dry	1		SW-846 8270D	4/20/17	4/25/17 11:37	MJC
4,6-Dinitro-2-methylphenol	ND	0.36	mg/Kg dry	1		SW-846 8270D	4/20/17	4/25/17 11:37	MJC
2,4-Dinitrophenol	ND	0.69	mg/Kg dry	1		SW-846 8270D	4/20/17	4/25/17 11:37	MJC
2,4-Dinitrotoluene	ND	0.36	mg/Kg dry	1		SW-846 8270D	4/20/17	4/25/17 11:37	MJC
2,6-Dinitrotoluene	ND	0.36	mg/Kg dry	1		SW-846 8270D	4/20/17	4/25/17 11:37	MJC
Di-n-octylphthalate	ND	0.36	mg/Kg dry	1		SW-846 8270D	4/20/17	4/25/17 11:37	MJC
Fluoranthene	ND	0.18	mg/Kg dry	1		SW-846 8270D	4/20/17	4/25/17 11:37	MJC
Fluorene	ND	0.18	mg/Kg dry	1		SW-846 8270D	4/20/17	4/25/17 11:37	MJC
Hexachlorobenzene	ND	0.36	mg/Kg dry	1		SW-846 8270D	4/20/17	4/25/17 11:37	MJC
Hexachlorobutadiene	ND	0.36	mg/Kg dry	1		SW-846 8270D	4/20/17	4/25/17 11:37	MJC
Hexachlorocyclopentadiene	ND	0.36	mg/Kg dry	1	V-05	SW-846 8270D	4/20/17	4/25/17 11:37	MJC
Hexachloroethane	ND	0.36	mg/Kg dry	1		SW-846 8270D	4/20/17	4/25/17 11:37	MJC
Indeno(1,2,3-cd)pyrene	ND	0.18	mg/Kg dry	1		SW-846 8270D	4/20/17	4/25/17 11:37	MJC
Isophorone	ND	0.36	mg/Kg dry	1		SW-846 8270D	4/20/17	4/25/17 11:37	MJC
2-Methylnaphthalene	ND	0.18	mg/Kg dry	1		SW-846 8270D	4/20/17	4/25/17 11:37	MJC

con-test® ANALYTICAL LABORATORY
39 Spruce Street * East Longmeadow, MA 01028 * FAX 413/525-6405 * TEL. 413/525-2332

Project Location: Simsbury, CT | Sample Description: | Work Order: 17D0857

Date Received: 4/19/2017

Field Sample #: B315 | Sampled: 4/19/2017 10:30

Sample ID: 17D0857-03

Sample Matrix: Soil

Semivolatile Organic Compounds by GC/MS

Analyte	Results	RL	Units	Dilution	Flag/Qual	Method	Date Prepared	Date/Time Analyzed	Analyst
2-Methylphenol	ND	0.36	mg/Kg dry	1		SW-846 8270D	4/20/17	4/25/17 11:37	MJC
3/4-Methylphenol	ND	0.36	mg/Kg dry	1		SW-846 8270D	4/20/17	4/25/17 11:37	MJC
Naphthalene	ND	0.18	mg/Kg dry	1		SW-846 8270D	4/20/17	4/25/17 11:37	MJC
2-Nitroaniline	ND	0.36	mg/Kg dry	1		SW-846 8270D	4/20/17	4/25/17 11:37	MJC
3-Nitroaniline	ND	0.36	mg/Kg dry	1		SW-846 8270D	4/20/17	4/25/17 11:37	MJC
4-Nitroaniline	ND	0.36	mg/Kg dry	1		SW-846 8270D	4/20/17	4/25/17 11:37	MJC
Nitrobenzene	ND	0.36	mg/Kg dry	1		SW-846 8270D	4/20/17	4/25/17 11:37	MJC
2-Nitrophenol	ND	0.36	mg/Kg dry	1		SW-846 8270D	4/20/17	4/25/17 11:37	MJC
4-Nitrophenol	ND	0.69	mg/Kg dry	1		SW-846 8270D	4/20/17	4/25/17 11:37	MJC
N-Nitrosodiphenylamine	ND	0.36	mg/Kg dry	1		SW-846 8270D	4/20/17	4/25/17 11:37	MJC
N-Nitrosodi-n-propylamine	ND	0.36	mg/Kg dry	1		SW-846 8270D	4/20/17	4/25/17 11:37	MJC
Pentachloronitrobenzene	ND	0.36	mg/Kg dry	1	V-16	SW-846 8270D	4/20/17	4/25/17 11:37	MJC
Pentachlorophenol	ND	0.36	mg/Kg dry	1		SW-846 8270D	4/20/17	4/25/17 11:37	MJC
Phenanthrene	ND	0.18	mg/Kg dry	1		SW-846 8270D	4/20/17	4/25/17 11:37	MJC
Phenol	ND	0.36	mg/Kg dry	1		SW-846 8270D	4/20/17	4/25/17 11:37	MJC
Pyrene	ND	0.18	mg/Kg dry	1		SW-846 8270D	4/20/17	4/25/17 11:37	MJC
Pyridine	ND	0.36	mg/Kg dry	1		SW-846 8270D	4/20/17	4/25/17 11:37	MJC
1,2,4,5-Tetrachlorobenzene	ND	0.36	mg/Kg dry	1		SW-846 8270D	4/20/17	4/25/17 11:37	MJC
1,2,4-Trichlorobenzene	ND	0.36	mg/Kg dry	1		SW-846 8270D	4/20/17	4/25/17 11:37	MJC
2,4,5-Trichlorophenol	ND	0.36	mg/Kg dry	1		SW-846 8270D	4/20/17	4/25/17 11:37	MJC
2,4,6-Trichlorophenol	ND	0.36	mg/Kg dry	1		SW-846 8270D	4/20/17	4/25/17 11:37	MJC

Surrogates	% Recovery	Recovery Limits	Flag/Qual	
2-Fluorophenol	79.3	30-130		4/25/17 11:37
Phenol-d6	85.9	30-130		4/25/17 11:37
Nitrobenzene-d5	69.7	30-130		4/25/17 11:37
2-Fluorobiphenyl	87.9	30-130		4/25/17 11:37
2,4,6-Tribromophenol	98.1	30-130		4/25/17 11:37
p-Terphenyl-d14	99.0	30-130		4/25/17 11:37

con-test® ANALYTICAL LABORATORY
39 Spruce Street * East Longmeadow, MA 01028 * FAX 413/525-6405 * TEL. 413/525-2332

Project Location: Simsbury, CT | Sample Description: | Work Order: 17D0857

Date Received: 4/19/2017

Field Sample #: B315 | Sampled: 4/19/2017 10:30

Sample ID: 17D0857-03

Sample Matrix: Soil

Petroleum Hydrocarbons Analyses

Analyte	Results	RL	Units	Dilution	Flag/Qual	Method	Date Prepared	Date/Time Analyzed	Analyst
CT ETPH	ND	11	mg/Kg dry	1		CTDEP ETPH	4/20/17	4/24/17 14:34	PJG

Surrogates	% Recovery	Recovery Limits	Flag/Qual				
o-Terphenyl	68.0	50-150				4/24/17 14:34	

con-test® ANALYTICAL LABORATORY
39 Spruce Street * East Longmeadow, MA 01028 * FAX 413/525-6405 * TEL. 413/525-2332

Project Location: Simsbury, CT | Sample Description: | Work Order: 17D0857

Date Received: 4/19/2017

Field Sample #: B315 | Sampled: 4/19/2017 10:30

Sample ID: 17D0857-03

Sample Matrix: Soil

Conventional Chemistry Parameters by EPA/APHA/SW-846 Methods (Total)

Analyte	Results	RL	Units	Dilution	Flag/Qual	Method	Date Prepared	Date/Time Analyzed	Analyst
% Solids	95.1		% Wt	1		SM 2540G	4/20/17	4/21/17 9:54	MRL

con-test® ANALYTICAL LABORATORY
39 Spruce Street * East Longmeadow, MA 01028 * FAX 413/525-6405 * TEL. 413/525-2332

Project Location: Simsbury, CT | Sample Description: | Work Order: 17D0857
Date Received: 4/19/2017
Field Sample #: B316 | Sampled: 4/19/2017 12:10
Sample ID: 17D0857-04
Sample Matrix: Soil

Volatile Organic Compounds by GC/MS

Analyte	Results	RL	Units	Dilution	Flag/Qual	Method	Date Prepared	Date/Time Analyzed	Analyst
Acetone	ND	0.089	mg/Kg dry	1		SW-846 8260C	4/20/17	4/20/17 9:46	MFF
Acrylonitrile	ND	0.0054	mg/Kg dry	1		SW-846 8260C	4/20/17	4/20/17 9:46	MFF
Benzene	ND	0.0018	mg/Kg dry	1		SW-846 8260C	4/20/17	4/20/17 9:46	MFF
Bromobenzene	ND	0.0018	mg/Kg dry	1		SW-846 8260C	4/20/17	4/20/17 9:46	MFF
Bromodichloromethane	ND	0.0018	mg/Kg dry	1		SW-846 8260C	4/20/17	4/20/17 9:46	MFF
Bromoform	ND	0.0018	mg/Kg dry	1		SW-846 8260C	4/20/17	4/20/17 9:46	MFF
Bromomethane	ND	0.0089	mg/Kg dry	1		SW-846 8260C	4/20/17	4/20/17 9:46	MFF
2-Butanone (MEK)	ND	0.036	mg/Kg dry	1		SW-846 8260C	4/20/17	4/20/17 9:46	MFF
n-Butylbenzene	ND	0.0018	mg/Kg dry	1		SW-846 8260C	4/20/17	4/20/17 9:46	MFF
sec-Butylbenzene	ND	0.0018	mg/Kg dry	1		SW-846 8260C	4/20/17	4/20/17 9:46	MFF
tert-Butylbenzene	ND	0.0018	mg/Kg dry	1		SW-846 8260C	4/20/17	4/20/17 9:46	MFF
Carbon Disulfide	ND	0.0054	mg/Kg dry	1		SW-846 8260C	4/20/17	4/20/17 9:46	MFF
Carbon Tetrachloride	ND	0.0018	mg/Kg dry	1		SW-846 8260C	4/20/17	4/20/17 9:46	MFF
Chlorobenzene	ND	0.0018	mg/Kg dry	1		SW-846 8260C	4/20/17	4/20/17 9:46	MFF
Chlorodibromomethane	ND	0.00089	mg/Kg dry	1		SW-846 8260C	4/20/17	4/20/17 9:46	MFF
Chloroethane	ND	0.018	mg/Kg dry	1		SW-846 8260C	4/20/17	4/20/17 9:46	MFF
Chloroform	ND	0.0036	mg/Kg dry	1		SW-846 8260C	4/20/17	4/20/17 9:46	MFF
Chloromethane	ND	0.0089	mg/Kg dry	1		SW-846 8260C	4/20/17	4/20/17 9:46	MFF
2-Chlorotoluene	ND	0.0018	mg/Kg dry	1		SW-846 8260C	4/20/17	4/20/17 9:46	MFF
4-Chlorotoluene	ND	0.0018	mg/Kg dry	1		SW-846 8260C	4/20/17	4/20/17 9:46	MFF
1,2-Dibromo-3-chloropropane (DBCP)	ND	0.0018	mg/Kg dry	1		SW-846 8260C	4/20/17	4/20/17 9:46	MFF
1,2-Dibromoethane (EDB)	ND	0.00089	mg/Kg dry	1		SW-846 8260C	4/20/17	4/20/17 9:46	MFF
Dibromomethane	ND	0.0018	mg/Kg dry	1		SW-846 8260C	4/20/17	4/20/17 9:46	MFF
1,2-Dichlorobenzene	ND	0.0018	mg/Kg dry	1		SW-846 8260C	4/20/17	4/20/17 9:46	MFF
1,3-Dichlorobenzene	ND	0.0018	mg/Kg dry	1		SW-846 8260C	4/20/17	4/20/17 9:46	MFF
1,4-Dichlorobenzene	ND	0.0018	mg/Kg dry	1		SW-846 8260C	4/20/17	4/20/17 9:46	MFF
trans-1,4-Dichloro-2-butene	ND	0.0036	mg/Kg dry	1		SW-846 8260C	4/20/17	4/20/17 9:46	MFF
Dichlorodifluoromethane (Freon 12)	ND	0.018	mg/Kg dry	1		SW-846 8260C	4/20/17	4/20/17 9:46	MFF
1,1-Dichloroethane	ND	0.0018	mg/Kg dry	1		SW-846 8260C	4/20/17	4/20/17 9:46	MFF
1,2-Dichloroethane	ND	0.0018	mg/Kg dry	1		SW-846 8260C	4/20/17	4/20/17 9:46	MFF
1,1-Dichloroethylene	ND	0.0036	mg/Kg dry	1		SW-846 8260C	4/20/17	4/20/17 9:46	MFF
cis-1,2-Dichloroethylene	ND	0.0018	mg/Kg dry	1		SW-846 8260C	4/20/17	4/20/17 9:46	MFF
trans-1,2-Dichloroethylene	ND	0.0018	mg/Kg dry	1		SW-846 8260C	4/20/17	4/20/17 9:46	MFF
1,2-Dichloropropane	ND	0.0018	mg/Kg dry	1		SW-846 8260C	4/20/17	4/20/17 9:46	MFF
1,3-Dichloropropane	ND	0.00089	mg/Kg dry	1		SW-846 8260C	4/20/17	4/20/17 9:46	MFF
2,2-Dichloropropane	ND	0.0018	mg/Kg dry	1		SW-846 8260C	4/20/17	4/20/17 9:46	MFF
1,1-Dichloropropene	ND	0.0018	mg/Kg dry	1		SW-846 8260C	4/20/17	4/20/17 9:46	MFF
cis-1,3-Dichloropropene	ND	0.00089	mg/Kg dry	1		SW-846 8260C	4/20/17	4/20/17 9:46	MFF
trans-1,3-Dichloropropene	ND	0.00089	mg/Kg dry	1		SW-846 8260C	4/20/17	4/20/17 9:46	MFF
Ethylbenzene	ND	0.0018	mg/Kg dry	1		SW-846 8260C	4/20/17	4/20/17 9:46	MFF
Hexachlorobutadiene	ND	0.0018	mg/Kg dry	1		SW-846 8260C	4/20/17	4/20/17 9:46	MFF
2-Hexanone (MBK)	ND	0.018	mg/Kg dry	1		SW-846 8260C	4/20/17	4/20/17 9:46	MFF
Isopropylbenzene (Cumene)	ND	0.0018	mg/Kg dry	1		SW-846 8260C	4/20/17	4/20/17 9:46	MFF
p-Isopropyltoluene (p-Cymene)	ND	0.0018	mg/Kg dry	1		SW-846 8260C	4/20/17	4/20/17 9:46	MFF

con-test® ANALYTICAL LABORATORY
39 Spruce Street * East Longmeadow, MA 01028 * FAX 413/525-6405 * TEL. 413/525-2332

Project Location: Simsbury, CT | Sample Description: | Work Order: 17D0857

Date Received: 4/19/2017

Field Sample #: B316 | Sampled: 4/19/2017 12:10

Sample ID: 17D0857-04

Sample Matrix: Soil

Volatile Organic Compounds by GC/MS

Analyte	Results	RL	Units	Dilution	Flag/Qual	Method	Date Prepared	Date/Time Analyzed	Analyst
Methyl tert-Butyl Ether (MTBE)	ND	0.0036	mg/Kg dry	1		SW-846 8260C	4/20/17	4/20/17 9:46	MFF
Methylene Chloride	ND	0.018	mg/Kg dry	1		SW-846 8260C	4/20/17	4/20/17 9:46	MFF
4-Methyl-2-pentanone (MIBK)	ND	0.018	mg/Kg dry	1		SW-846 8260C	4/20/17	4/20/17 9:46	MFF
Naphthalene	ND	0.0036	mg/Kg dry	1		SW-846 8260C	4/20/17	4/20/17 9:46	MFF
n-Propylbenzene	ND	0.0018	mg/Kg dry	1		SW-846 8260C	4/20/17	4/20/17 9:46	MFF
Styrene	ND	0.0018	mg/Kg dry	1		SW-846 8260C	4/20/17	4/20/17 9:46	MFF
1,1,1,2-Tetrachloroethane	ND	0.0018	mg/Kg dry	1		SW-846 8260C	4/20/17	4/20/17 9:46	MFF
1,1,2,2-Tetrachloroethane	ND	0.0036	mg/Kg dry	1		SW-846 8260C	4/20/17	4/20/17 9:46	MFF
Tetrachloroethylene	ND	0.0018	mg/Kg dry	1		SW-846 8260C	4/20/17	4/20/17 9:46	MFF
Tetrahydrofuran	ND	0.0089	mg/Kg dry	1	V-16	SW-846 8260C	4/20/17	4/20/17 9:46	MFF
Toluene	ND	0.0018	mg/Kg dry	1		SW-846 8260C	4/20/17	4/20/17 9:46	MFF
1,2,3-Trichlorobenzene	ND	0.0018	mg/Kg dry	1		SW-846 8260C	4/20/17	4/20/17 9:46	MFF
1,2,4-Trichlorobenzene	ND	0.0018	mg/Kg dry	1		SW-846 8260C	4/20/17	4/20/17 9:46	MFF
1,1,1-Trichloroethane	ND	0.0018	mg/Kg dry	1		SW-846 8260C	4/20/17	4/20/17 9:46	MFF
1,1,2-Trichloroethane	ND	0.0018	mg/Kg dry	1		SW-846 8260C	4/20/17	4/20/17 9:46	MFF
Trichloroethylene	ND	0.0018	mg/Kg dry	1		SW-846 8260C	4/20/17	4/20/17 9:46	MFF
Trichlorofluoromethane (Freon 11)	ND	0.0089	mg/Kg dry	1		SW-846 8260C	4/20/17	4/20/17 9:46	MFF
1,2,3-Trichloropropane	ND	0.0018	mg/Kg dry	1		SW-846 8260C	4/20/17	4/20/17 9:46	MFF
1,1,2-Trichloro-1,2,2-trifluoroethane (Freon 113)	ND	0.0089	mg/Kg dry	1		SW-846 8260C	4/20/17	4/20/17 9:46	MFF
1,2,4-Trimethylbenzene	ND	0.0018	mg/Kg dry	1		SW-846 8260C	4/20/17	4/20/17 9:46	MFF
1,3,5-Trimethylbenzene	ND	0.0018	mg/Kg dry	1		SW-846 8260C	4/20/17	4/20/17 9:46	MFF
Vinyl Chloride	ND	0.0089	mg/Kg dry	1		SW-846 8260C	4/20/17	4/20/17 9:46	MFF
m+p Xylene	ND	0.0036	mg/Kg dry	1		SW-846 8260C	4/20/17	4/20/17 9:46	MFF
o-Xylene	ND	0.0018	mg/Kg dry	1		SW-846 8260C	4/20/17	4/20/17 9:46	MFF

Surrogates	% Recovery	Recovery Limits	Flag/Qual	
1,2-Dichloroethane-d4	103	70-130		4/20/17 9:46
Toluene-d8	106	70-130		4/20/17 9:46
4-Bromofluorobenzene	105	70-130		4/20/17 9:46

con-test® ANALYTICAL LABORATORY
39 Spruce Street * East Longmeadow, MA 01028 * FAX 413/525-6405 * TEL. 413/525-2332

Project Location: Simsbury, CT | Sample Description: | Work Order: 17D0857

Date Received: 4/19/2017

Field Sample #: B316 | Sampled: 4/19/2017 12:10

Sample ID: 17D0857-04

Sample Matrix: Soil

Polychlorinated Biphenyls with 3540 Soxhlet Extraction

Analyte	Results	RL	Units	Dilution	Flag/Qual	Method	Date Prepared	Date/Time Analyzed	Analyst
Aroclor-1016 [1]	ND	0.11	mg/Kg dry	5		SW-846 8082A	4/19/17	4/24/17 15:15	JMB
Aroclor-1221 [1]	ND	0.11	mg/Kg dry	5		SW-846 8082A	4/19/17	4/24/17 15:15	JMB
Aroclor-1232 [1]	ND	0.11	mg/Kg dry	5		SW-846 8082A	4/19/17	4/24/17 15:15	JMB
Aroclor-1242 [1]	ND	0.11	mg/Kg dry	5		SW-846 8082A	4/19/17	4/24/17 15:15	JMB
Aroclor-1248 [1]	ND	0.11	mg/Kg dry	5		SW-846 8082A	4/19/17	4/24/17 15:15	JMB
Aroclor-1254 [1]	ND	0.11	mg/Kg dry	5		SW-846 8082A	4/19/17	4/24/17 15:15	JMB
Aroclor-1260 [1]	ND	0.11	mg/Kg dry	5		SW-846 8082A	4/19/17	4/24/17 15:15	JMB
Aroclor-1262 [1]	ND	0.11	mg/Kg dry	5		SW-846 8082A	4/19/17	4/24/17 15:15	JMB
Aroclor-1268 [1]	ND	0.11	mg/Kg dry	5		SW-846 8082A	4/19/17	4/24/17 15:15	JMB

Surrogates	% Recovery	Recovery Limits	Flag/Qual	
Decachlorobiphenyl [1]	110	30-150		4/24/17 15:15
Decachlorobiphenyl [2]	122	30-150		4/24/17 15:15
Tetrachloro-m-xylene [1]	104	30-150		4/24/17 15:15
Tetrachloro-m-xylene [2]	114	30-150		4/24/17 15:15

con-test® ANALYTICAL LABORATORY
39 Spruce Street * East Longmeadow, MA 01028 * FAX 413/525-6405 * TEL. 413/525-2332

Project Location: Simsbury, CT | Sample Description: | Work Order: 17D0857

Date Received: 4/19/2017

Field Sample #: B316 | Sampled: 4/19/2017 12:10

Sample ID: 17D0857-04

Sample Matrix: Soil

Petroleum Hydrocarbons Analyses

Analyte	Results	RL	Units	Dilution	Flag/Qual	Method	Date Prepared	Date/Time Analyzed	Analyst
CT ETPH	ND	11	mg/Kg dry	1		CTDEP ETPH	4/20/17	4/24/17 14:51	PJG

Surrogates	% Recovery	Recovery Limits	Flag/Qual	
o-Terphenyl	69.8	50-150		4/24/17 14:51

con-test® ANALYTICAL LABORATORY
39 Spruce Street * East Longmeadow, MA 01028 * FAX 413/525-6405 * TEL. 413/525-2332

Project Location: Simsbury, CT | Sample Description: | Work Order: 17D0857
Date Received: 4/19/2017
Field Sample #: B316 | Sampled: 4/19/2017 12:10
Sample ID: 17D0857-04
Sample Matrix: Soil

Conventional Chemistry Parameters by EPA/APHA/SW-846 Methods (Total)

Analyte	Results	RL	Units	Dilution	Flag/Qual	Method	Date Prepared	Date/Time Analyzed	Analyst
% Solids	88.8		% Wt	1		SM 2540G	4/20/17	4/21/17 9:54	MRL

con-test® ANALYTICAL LABORATORY
39 Spruce Street * East Longmeadow, MA 01028 * FAX 413/525-6405 * TEL. 413/525-2332

Project Location: Simsbury, CT | Sample Description: | Work Order: 17D0857

Date Received: 4/19/2017

Field Sample #: B317 | Sampled: 4/19/2017 12:45

Sample ID: 17D0857-05

Sample Matrix: Soil

Petroleum Hydrocarbons Analyses

Analyte	Results	RL	Units	Dilution	Flag/Qual	Method	Date Prepared	Date/Time Analyzed	Analyst
CT ETPH	43	11	mg/Kg dry	1		CTDEP ETPH	4/20/17	4/24/17 17:48	PJG

Surrogates	% Recovery	Recovery Limits	Flag/Qual				
o-Terphenyl	70.2	50-150				4/24/17 17:48	

con-test® ANALYTICAL LABORATORY
39 Spruce Street * East Longmeadow, MA 01028 * FAX 413/525-6405 * TEL. 413/525-2332

Project Location: Simsbury, CT | Sample Description: | Work Order: 17D0857

Date Received: 4/19/2017

Field Sample #: B317 | Sampled: 4/19/2017 12:45

Sample ID: 17D0857-05

Sample Matrix: Soil

Conventional Chemistry Parameters by EPA/APHA/SW-846 Methods (Total)

Analyte	Results	RL	Units	Dilution	Flag/Qual	Method	Date Prepared	Date/Time Analyzed	Analyst
% Solids	91.4		% Wt	1		SM 2540G	4/20/17	4/21/17 9:54	MRL

con-test® ANALYTICAL LABORATORY
39 Spruce Street * East Longmeadow, MA 01028 * FAX 413/525-6405 * TEL. 413/525-2332

Project Location: Simsbury, CT | Sample Description: | Work Order: 17D0857

Date Received: 4/19/2017

Field Sample #: B318 | Sampled: 4/19/2017 13:30

Sample ID: 17D0857-06

Sample Matrix: Soil

Petroleum Hydrocarbons Analyses

Analyte	Results	RL	Units	Dilution	Flag/Qual	Method	Date Prepared	Date/Time Analyzed	Analyst
CT ETPH	45	11	mg/Kg dry	1		CTDEP ETPH	4/20/17	4/24/17 18:06	PJG

Surrogates	% Recovery	Recovery Limits	Flag/Qual				
o-Terphenyl	61.6	50-150				4/24/17 18:06	

con-test® ANALYTICAL LABORATORY
39 Spruce Street * East Longmeadow, MA 01028 * FAX 413/525-6405 * TEL. 413/525-2332

Project Location: Simsbury, CT | Sample Description: | Work Order: 17D0857

Date Received: 4/19/2017

Field Sample #: B318 | Sampled: 4/19/2017 13:30

Sample ID: 17D0857-06

Sample Matrix: Soil

Conventional Chemistry Parameters by EPA/APHA/SW-846 Methods (Total)

Analyte	Results	RL	Units	Dilution	Flag/Qual	Method	Date Prepared	Date/Time Analyzed	Analyst
% Solids	92.4		% Wt	1		SM 2540G	4/20/17	4/21/17 9:54	MRL

con-test® ANALYTICAL LABORATORY
39 Spruce Street * East Longmeadow, MA 01028 * FAX 413/525-6405 * TEL. 413/525-2332

Project Location: Simsbury, CT | Sample Description: | Work Order: 17D0857
Date Received: 4/19/2017
Field Sample #: B319 | Sampled: 4/19/2017 14:20
Sample ID: 17D0857-07
Sample Matrix: Soil

Volatile Organic Compounds by GC/MS

Analyte	Results	RL	Units	Dilution	Flag/Qual	Method	Date Prepared	Date/Time Analyzed	Analyst
Acetone	ND	0.089	mg/Kg dry	1		SW-846 8260C	4/20/17	4/20/17 10:14	MFF
Acrylonitrile	ND	0.0053	mg/Kg dry	1		SW-846 8260C	4/20/17	4/20/17 10:14	MFF
Benzene	ND	0.0018	mg/Kg dry	1		SW-846 8260C	4/20/17	4/20/17 10:14	MFF
Bromobenzene	ND	0.0018	mg/Kg dry	1		SW-846 8260C	4/20/17	4/20/17 10:14	MFF
Bromodichloromethane	ND	0.0018	mg/Kg dry	1		SW-846 8260C	4/20/17	4/20/17 10:14	MFF
Bromoform	ND	0.0018	mg/Kg dry	1		SW-846 8260C	4/20/17	4/20/17 10:14	MFF
Bromomethane	ND	0.0089	mg/Kg dry	1		SW-846 8260C	4/20/17	4/20/17 10:14	MFF
2-Butanone (MEK)	ND	0.036	mg/Kg dry	1		SW-846 8260C	4/20/17	4/20/17 10:14	MFF
n-Butylbenzene	ND	0.0018	mg/Kg dry	1		SW-846 8260C	4/20/17	4/20/17 10:14	MFF
sec-Butylbenzene	ND	0.0018	mg/Kg dry	1		SW-846 8260C	4/20/17	4/20/17 10:14	MFF
tert-Butylbenzene	ND	0.0018	mg/Kg dry	1		SW-846 8260C	4/20/17	4/20/17 10:14	MFF
Carbon Disulfide	ND	0.0053	mg/Kg dry	1		SW-846 8260C	4/20/17	4/20/17 10:14	MFF
Carbon Tetrachloride	ND	0.0018	mg/Kg dry	1		SW-846 8260C	4/20/17	4/20/17 10:14	MFF
Chlorobenzene	ND	0.0018	mg/Kg dry	1		SW-846 8260C	4/20/17	4/20/17 10:14	MFF
Chlorodibromomethane	ND	0.00089	mg/Kg dry	1		SW-846 8260C	4/20/17	4/20/17 10:14	MFF
Chloroethane	ND	0.018	mg/Kg dry	1		SW-846 8260C	4/20/17	4/20/17 10:14	MFF
Chloroform	ND	0.0036	mg/Kg dry	1		SW-846 8260C	4/20/17	4/20/17 10:14	MFF
Chloromethane	ND	0.0089	mg/Kg dry	1		SW-846 8260C	4/20/17	4/20/17 10:14	MFF
2-Chlorotoluene	ND	0.0018	mg/Kg dry	1		SW-846 8260C	4/20/17	4/20/17 10:14	MFF
4-Chlorotoluene	ND	0.0018	mg/Kg dry	1		SW-846 8260C	4/20/17	4/20/17 10:14	MFF
1,2-Dibromo-3-chloropropane (DBCP)	ND	0.0018	mg/Kg dry	1		SW-846 8260C	4/20/17	4/20/17 10:14	MFF
1,2-Dibromoethane (EDB)	ND	0.00089	mg/Kg dry	1		SW-846 8260C	4/20/17	4/20/17 10:14	MFF
Dibromomethane	ND	0.0018	mg/Kg dry	1		SW-846 8260C	4/20/17	4/20/17 10:14	MFF
1,2-Dichlorobenzene	ND	0.0018	mg/Kg dry	1		SW-846 8260C	4/20/17	4/20/17 10:14	MFF
1,3-Dichlorobenzene	ND	0.0018	mg/Kg dry	1		SW-846 8260C	4/20/17	4/20/17 10:14	MFF
1,4-Dichlorobenzene	ND	0.0018	mg/Kg dry	1		SW-846 8260C	4/20/17	4/20/17 10:14	MFF
trans-1,4-Dichloro-2-butene	ND	0.0036	mg/Kg dry	1		SW-846 8260C	4/20/17	4/20/17 10:14	MFF
Dichlorodifluoromethane (Freon 12)	ND	0.018	mg/Kg dry	1		SW-846 8260C	4/20/17	4/20/17 10:14	MFF
1,1-Dichloroethane	ND	0.0018	mg/Kg dry	1		SW-846 8260C	4/20/17	4/20/17 10:14	MFF
1,2-Dichloroethane	ND	0.0018	mg/Kg dry	1		SW-846 8260C	4/20/17	4/20/17 10:14	MFF
1,1-Dichloroethylene	ND	0.0036	mg/Kg dry	1		SW-846 8260C	4/20/17	4/20/17 10:14	MFF
cis-1,2-Dichloroethylene	ND	0.0018	mg/Kg dry	1		SW-846 8260C	4/20/17	4/20/17 10:14	MFF
trans-1,2-Dichloroethylene	ND	0.0018	mg/Kg dry	1		SW-846 8260C	4/20/17	4/20/17 10:14	MFF
1,2-Dichloropropane	ND	0.0018	mg/Kg dry	1		SW-846 8260C	4/20/17	4/20/17 10:14	MFF
1,3-Dichloropropane	ND	0.00089	mg/Kg dry	1		SW-846 8260C	4/20/17	4/20/17 10:14	MFF
2,2-Dichloropropane	ND	0.0018	mg/Kg dry	1		SW-846 8260C	4/20/17	4/20/17 10:14	MFF
1,1-Dichloropropene	ND	0.0018	mg/Kg dry	1		SW-846 8260C	4/20/17	4/20/17 10:14	MFF
cis-1,3-Dichloropropene	ND	0.00089	mg/Kg dry	1		SW-846 8260C	4/20/17	4/20/17 10:14	MFF
trans-1,3-Dichloropropene	ND	0.00089	mg/Kg dry	1		SW-846 8260C	4/20/17	4/20/17 10:14	MFF
Ethylbenzene	ND	0.0018	mg/Kg dry	1		SW-846 8260C	4/20/17	4/20/17 10:14	MFF
Hexachlorobutadiene	ND	0.0018	mg/Kg dry	1		SW-846 8260C	4/20/17	4/20/17 10:14	MFF
2-Hexanone (MBK)	ND	0.018	mg/Kg dry	1		SW-846 8260C	4/20/17	4/20/17 10:14	MFF
Isopropylbenzene (Cumene)	ND	0.0018	mg/Kg dry	1		SW-846 8260C	4/20/17	4/20/17 10:14	MFF
p-Isopropyltoluene (p-Cymene)	ND	0.0018	mg/Kg dry	1		SW-846 8260C	4/20/17	4/20/17 10:14	MFF

con-test® ANALYTICAL LABORATORY
39 Spruce Street * East Longmeadow, MA 01028 * FAX 413/525-6405 * TEL. 413/525-2332

Project Location: Simsbury, CT | Sample Description: | Work Order: 17D0857

Date Received: 4/19/2017

Field Sample #: B319 | Sampled: 4/19/2017 14:20

Sample ID: 17D0857-07

Sample Matrix: Soil

Volatile Organic Compounds by GC/MS

Analyte	Results	RL	Units	Dilution	Flag/Qual	Method	Date Prepared	Date/Time Analyzed	Analyst
Methyl tert-Butyl Ether (MTBE)	ND	0.0036	mg/Kg dry	1		SW-846 8260C	4/20/17	4/20/17 10:14	MFF
Methylene Chloride	ND	0.018	mg/Kg dry	1		SW-846 8260C	4/20/17	4/20/17 10:14	MFF
4-Methyl-2-pentanone (MIBK)	ND	0.018	mg/Kg dry	1		SW-846 8260C	4/20/17	4/20/17 10:14	MFF
Naphthalene	ND	0.0036	mg/Kg dry	1		SW-846 8260C	4/20/17	4/20/17 10:14	MFF
n-Propylbenzene	ND	0.0018	mg/Kg dry	1		SW-846 8260C	4/20/17	4/20/17 10:14	MFF
Styrene	ND	0.0018	mg/Kg dry	1		SW-846 8260C	4/20/17	4/20/17 10:14	MFF
1,1,1,2-Tetrachloroethane	ND	0.0018	mg/Kg dry	1		SW-846 8260C	4/20/17	4/20/17 10:14	MFF
1,1,2,2-Tetrachloroethane	ND	0.0036	mg/Kg dry	1		SW-846 8260C	4/20/17	4/20/17 10:14	MFF
Tetrachloroethylene	ND	0.0018	mg/Kg dry	1		SW-846 8260C	4/20/17	4/20/17 10:14	MFF
Tetrahydrofuran	ND	0.0089	mg/Kg dry	1	V-16	SW-846 8260C	4/20/17	4/20/17 10:14	MFF
Toluene	ND	0.0018	mg/Kg dry	1		SW-846 8260C	4/20/17	4/20/17 10:14	MFF
1,2,3-Trichlorobenzene	ND	0.0018	mg/Kg dry	1		SW-846 8260C	4/20/17	4/20/17 10:14	MFF
1,2,4-Trichlorobenzene	ND	0.0018	mg/Kg dry	1		SW-846 8260C	4/20/17	4/20/17 10:14	MFF
1,1,1-Trichloroethane	ND	0.0018	mg/Kg dry	1		SW-846 8260C	4/20/17	4/20/17 10:14	MFF
1,1,2-Trichloroethane	ND	0.0018	mg/Kg dry	1		SW-846 8260C	4/20/17	4/20/17 10:14	MFF
Trichloroethylene	ND	0.0018	mg/Kg dry	1		SW-846 8260C	4/20/17	4/20/17 10:14	MFF
Trichlorofluoromethane (Freon 11)	ND	0.0089	mg/Kg dry	1		SW-846 8260C	4/20/17	4/20/17 10:14	MFF
1,2,3-Trichloropropane	ND	0.0018	mg/Kg dry	1		SW-846 8260C	4/20/17	4/20/17 10:14	MFF
1,1,2-Trichloro-1,2,2-trifluoroethane (Freon 113)	ND	0.0089	mg/Kg dry	1		SW-846 8260C	4/20/17	4/20/17 10:14	MFF
1,2,4-Trimethylbenzene	ND	0.0018	mg/Kg dry	1		SW-846 8260C	4/20/17	4/20/17 10:14	MFF
1,3,5-Trimethylbenzene	ND	0.0018	mg/Kg dry	1		SW-846 8260C	4/20/17	4/20/17 10:14	MFF
Vinyl Chloride	ND	0.0089	mg/Kg dry	1		SW-846 8260C	4/20/17	4/20/17 10:14	MFF
m+p Xylene	ND	0.0036	mg/Kg dry	1		SW-846 8260C	4/20/17	4/20/17 10:14	MFF
o-Xylene	ND	0.0018	mg/Kg dry	1		SW-846 8260C	4/20/17	4/20/17 10:14	MFF

Surrogates	% Recovery	Recovery Limits	Flag/Qual	
1,2-Dichloroethane-d4	104	70-130		4/20/17 10:14
Toluene-d8	106	70-130		4/20/17 10:14
4-Bromofluorobenzene	104	70-130		4/20/17 10:14

con-test® ANALYTICAL LABORATORY
39 Spruce Street * East Longmeadow, MA 01028 * FAX 413/525-6405 * TEL. 413/525-2332

Project Location: Simsbury, CT | Sample Description: | Work Order: 17D0857

Date Received: 4/19/2017

Field Sample #: B319 | Sampled: 4/19/2017 14:20

Sample ID: 17D0857-07

Sample Matrix: Soil

Petroleum Hydrocarbons Analyses

Analyte	Results	RL	Units	Dilution	Flag/Qual	Method	Date Prepared	Date/Time Analyzed	Analyst
CT ETPH	ND	10	mg/Kg dry	1		CTDEP ETPH	4/20/17	4/24/17 15:09	PJG

Surrogates	% Recovery	Recovery Limits	Flag/Qual	
o-Terphenyl	70.7	50-150		4/24/17 15:09

con-test® ANALYTICAL LABORATORY
39 Spruce Street * East Longmeadow, MA 01028 * FAX 413/525-6405 * TEL. 413/525-2332

Project Location: Simsbury, CT | Sample Description: | Work Order: 17D0857
Date Received: 4/19/2017
Field Sample #: B319 | Sampled: 4/19/2017 14:20
Sample ID: 17D0857-07
Sample Matrix: Soil

Conventional Chemistry Parameters by EPA/APHA/SW-846 Methods (Total)

Analyte	Results	RL	Units	Dilution	Flag/Qual	Method	Date Prepared	Date/Time Analyzed	Analyst
% Solids	96.4		% Wt	1		SM 2540G	4/20/17	4/21/17 9:54	MRL

con-test® ANALYTICAL LABORATORY
39 Spruce Street * East Longmeadow, MA 01028 * FAX 413/525-6405 * TEL. 413/525-2332

Project Location: Simsbury, CT | Sample Description: | Work Order: 17D0857

Date Received: 4/19/2017

Field Sample #: B320 | Sampled: 4/19/2017 14:35

Sample ID: 17D0857-08

Sample Matrix: Soil

Volatile Organic Compounds by GC/MS

Analyte	Results	RL	Units	Dilution	Flag/Qual	Method	Date Prepared	Date/Time Analyzed	Analyst
Acetone	ND	0.081	mg/Kg dry	1		SW-846 8260C	4/20/17	4/20/17 10:42	MFF
Acrylonitrile	ND	0.0048	mg/Kg dry	1		SW-846 8260C	4/20/17	4/20/17 10:42	MFF
Benzene	ND	0.0016	mg/Kg dry	1		SW-846 8260C	4/20/17	4/20/17 10:42	MFF
Bromobenzene	ND	0.0016	mg/Kg dry	1		SW-846 8260C	4/20/17	4/20/17 10:42	MFF
Bromodichloromethane	ND	0.0016	mg/Kg dry	1		SW-846 8260C	4/20/17	4/20/17 10:42	MFF
Bromoform	ND	0.0016	mg/Kg dry	1		SW-846 8260C	4/20/17	4/20/17 10:42	MFF
Bromomethane	ND	0.0081	mg/Kg dry	1		SW-846 8260C	4/20/17	4/20/17 10:42	MFF
2-Butanone (MEK)	ND	0.032	mg/Kg dry	1		SW-846 8260C	4/20/17	4/20/17 10:42	MFF
n-Butylbenzene	ND	0.0016	mg/Kg dry	1		SW-846 8260C	4/20/17	4/20/17 10:42	MFF
sec-Butylbenzene	ND	0.0016	mg/Kg dry	1		SW-846 8260C	4/20/17	4/20/17 10:42	MFF
tert-Butylbenzene	ND	0.0016	mg/Kg dry	1		SW-846 8260C	4/20/17	4/20/17 10:42	MFF
Carbon Disulfide	ND	0.0048	mg/Kg dry	1		SW-846 8260C	4/20/17	4/20/17 10:42	MFF
Carbon Tetrachloride	ND	0.0016	mg/Kg dry	1		SW-846 8260C	4/20/17	4/20/17 10:42	MFF
Chlorobenzene	ND	0.0016	mg/Kg dry	1		SW-846 8260C	4/20/17	4/20/17 10:42	MFF
Chlorodibromomethane	ND	0.00081	mg/Kg dry	1		SW-846 8260C	4/20/17	4/20/17 10:42	MFF
Chloroethane	ND	0.016	mg/Kg dry	1		SW-846 8260C	4/20/17	4/20/17 10:42	MFF
Chloroform	ND	0.0032	mg/Kg dry	1		SW-846 8260C	4/20/17	4/20/17 10:42	MFF
Chloromethane	ND	0.0081	mg/Kg dry	1		SW-846 8260C	4/20/17	4/20/17 10:42	MFF
2-Chlorotoluene	ND	0.0016	mg/Kg dry	1		SW-846 8260C	4/20/17	4/20/17 10:42	MFF
4-Chlorotoluene	ND	0.0016	mg/Kg dry	1		SW-846 8260C	4/20/17	4/20/17 10:42	MFF
1,2-Dibromo-3-chloropropane (DBCP)	ND	0.0016	mg/Kg dry	1		SW-846 8260C	4/20/17	4/20/17 10:42	MFF
1,2-Dibromoethane (EDB)	ND	0.00081	mg/Kg dry	1		SW-846 8260C	4/20/17	4/20/17 10:42	MFF
Dibromomethane	ND	0.0016	mg/Kg dry	1		SW-846 8260C	4/20/17	4/20/17 10:42	MFF
1,2-Dichlorobenzene	ND	0.0016	mg/Kg dry	1		SW-846 8260C	4/20/17	4/20/17 10:42	MFF
1,3-Dichlorobenzene	ND	0.0016	mg/Kg dry	1		SW-846 8260C	4/20/17	4/20/17 10:42	MFF
1,4-Dichlorobenzene	ND	0.0016	mg/Kg dry	1		SW-846 8260C	4/20/17	4/20/17 10:42	MFF
trans-1,4-Dichloro-2-butene	ND	0.0032	mg/Kg dry	1		SW-846 8260C	4/20/17	4/20/17 10:42	MFF
Dichlorodifluoromethane (Freon 12)	ND	0.016	mg/Kg dry	1		SW-846 8260C	4/20/17	4/20/17 10:42	MFF
1,1-Dichloroethane	ND	0.0016	mg/Kg dry	1		SW-846 8260C	4/20/17	4/20/17 10:42	MFF
1,2-Dichloroethane	ND	0.0016	mg/Kg dry	1		SW-846 8260C	4/20/17	4/20/17 10:42	MFF
1,1-Dichloroethylene	ND	0.0032	mg/Kg dry	1		SW-846 8260C	4/20/17	4/20/17 10:42	MFF
cis-1,2-Dichloroethylene	ND	0.0016	mg/Kg dry	1		SW-846 8260C	4/20/17	4/20/17 10:42	MFF
trans-1,2-Dichloroethylene	ND	0.0016	mg/Kg dry	1		SW-846 8260C	4/20/17	4/20/17 10:42	MFF
1,2-Dichloropropane	ND	0.0016	mg/Kg dry	1		SW-846 8260C	4/20/17	4/20/17 10:42	MFF
1,3-Dichloropropane	ND	0.00081	mg/Kg dry	1		SW-846 8260C	4/20/17	4/20/17 10:42	MFF
2,2-Dichloropropane	ND	0.0016	mg/Kg dry	1		SW-846 8260C	4/20/17	4/20/17 10:42	MFF
1,1-Dichloropropene	ND	0.0016	mg/Kg dry	1		SW-846 8260C	4/20/17	4/20/17 10:42	MFF
cis-1,3-Dichloropropene	ND	0.00081	mg/Kg dry	1		SW-846 8260C	4/20/17	4/20/17 10:42	MFF
trans-1,3-Dichloropropene	ND	0.00081	mg/Kg dry	1		SW-846 8260C	4/20/17	4/20/17 10:42	MFF
Ethylbenzene	ND	0.0016	mg/Kg dry	1		SW-846 8260C	4/20/17	4/20/17 10:42	MFF
Hexachlorobutadiene	ND	0.0016	mg/Kg dry	1		SW-846 8260C	4/20/17	4/20/17 10:42	MFF
2-Hexanone (MBK)	ND	0.016	mg/Kg dry	1		SW-846 8260C	4/20/17	4/20/17 10:42	MFF
Isopropylbenzene (Cumene)	ND	0.0016	mg/Kg dry	1		SW-846 8260C	4/20/17	4/20/17 10:42	MFF
p-Isopropyltoluene (p-Cymene)	ND	0.0016	mg/Kg dry	1		SW-846 8260C	4/20/17	4/20/17 10:42	MFF

con-test® ANALYTICAL LABORATORY
39 Spruce Street * East Longmeadow, MA 01028 * FAX 413/525-6405 * TEL. 413/525-2332

Project Location: Simsbury, CT | Sample Description: | Work Order: 17D0857

Date Received: 4/19/2017

Field Sample #: B320 | Sampled: 4/19/2017 14:35

Sample ID: 17D0857-08

Sample Matrix: Soil

Volatile Organic Compounds by GC/MS

Analyte	Results	RL	Units	Dilution	Flag/Qual	Method	Date Prepared	Date/Time Analyzed	Analyst
Methyl tert-Butyl Ether (MTBE)	ND	0.0032	mg/Kg dry	1		SW-846 8260C	4/20/17	4/20/17 10:42	MFF
Methylene Chloride	ND	0.016	mg/Kg dry	1		SW-846 8260C	4/20/17	4/20/17 10:42	MFF
4-Methyl-2-pentanone (MIBK)	ND	0.016	mg/Kg dry	1		SW-846 8260C	4/20/17	4/20/17 10:42	MFF
Naphthalene	ND	0.0032	mg/Kg dry	1		SW-846 8260C	4/20/17	4/20/17 10:42	MFF
n-Propylbenzene	ND	0.0016	mg/Kg dry	1		SW-846 8260C	4/20/17	4/20/17 10:42	MFF
Styrene	ND	0.0016	mg/Kg dry	1		SW-846 8260C	4/20/17	4/20/17 10:42	MFF
1,1,1,2-Tetrachloroethane	ND	0.0016	mg/Kg dry	1		SW-846 8260C	4/20/17	4/20/17 10:42	MFF
1,1,2,2-Tetrachloroethane	ND	0.0032	mg/Kg dry	1		SW-846 8260C	4/20/17	4/20/17 10:42	MFF
Tetrachloroethylene	ND	0.0016	mg/Kg dry	1		SW-846 8260C	4/20/17	4/20/17 10:42	MFF
Tetrahydrofuran	ND	0.0081	mg/Kg dry	1	V-16	SW-846 8260C	4/20/17	4/20/17 10:42	MFF
Toluene	ND	0.0016	mg/Kg dry	1		SW-846 8260C	4/20/17	4/20/17 10:42	MFF
1,2,3-Trichlorobenzene	ND	0.0016	mg/Kg dry	1		SW-846 8260C	4/20/17	4/20/17 10:42	MFF
1,2,4-Trichlorobenzene	ND	0.0016	mg/Kg dry	1		SW-846 8260C	4/20/17	4/20/17 10:42	MFF
1,1,1-Trichloroethane	ND	0.0016	mg/Kg dry	1		SW-846 8260C	4/20/17	4/20/17 10:42	MFF
1,1,2-Trichloroethane	ND	0.0016	mg/Kg dry	1		SW-846 8260C	4/20/17	4/20/17 10:42	MFF
Trichloroethylene	ND	0.0016	mg/Kg dry	1		SW-846 8260C	4/20/17	4/20/17 10:42	MFF
Trichlorofluoromethane (Freon 11)	ND	0.0081	mg/Kg dry	1		SW-846 8260C	4/20/17	4/20/17 10:42	MFF
1,2,3-Trichloropropane	ND	0.0016	mg/Kg dry	1		SW-846 8260C	4/20/17	4/20/17 10:42	MFF
1,1,2-Trichloro-1,2,2-trifluoroethane (Freon 113)	ND	0.0081	mg/Kg dry	1		SW-846 8260C	4/20/17	4/20/17 10:42	MFF
1,2,4-Trimethylbenzene	ND	0.0016	mg/Kg dry	1		SW-846 8260C	4/20/17	4/20/17 10:42	MFF
1,3,5-Trimethylbenzene	ND	0.0016	mg/Kg dry	1		SW-846 8260C	4/20/17	4/20/17 10:42	MFF
Vinyl Chloride	ND	0.0081	mg/Kg dry	1		SW-846 8260C	4/20/17	4/20/17 10:42	MFF
m+p Xylene	ND	0.0032	mg/Kg dry	1		SW-846 8260C	4/20/17	4/20/17 10:42	MFF
o-Xylene	ND	0.0016	mg/Kg dry	1		SW-846 8260C	4/20/17	4/20/17 10:42	MFF

Surrogates	% Recovery	Recovery Limits	Flag/Qual	
1,2-Dichloroethane-d4	103	70-130		4/20/17 10:42
Toluene-d8	107	70-130		4/20/17 10:42
4-Bromofluorobenzene	104	70-130		4/20/17 10:42

con-test® ANALYTICAL LABORATORY
39 Spruce Street * East Longmeadow, MA 01028 * FAX 413/525-6405 * TEL. 413/525-2332

Project Location: Simsbury, CT | Sample Description: | Work Order: 17D0857

Date Received: 4/19/2017

Field Sample #: B320 | Sampled: 4/19/2017 14:35

Sample ID: 17D0857-08

Sample Matrix: Soil

Petroleum Hydrocarbons Analyses

Analyte	Results	RL	Units	Dilution	Flag/Qual	Method	Date Prepared	Date/Time Analyzed	Analyst
CT ETPH	150	53	mg/Kg dry	5		CTDEP ETPH	4/20/17	4/24/17 18:23	PJG

Surrogates	% Recovery	Recovery Limits	Flag/Qual	
o-Terphenyl	50.7	50-150		4/24/17 18:23

con-test® ANALYTICAL LABORATORY
39 Spruce Street * East Longmeadow, MA 01028 * FAX 413/525-6405 * TEL. 413/525-2332

Project Location: Simsbury, CT | Sample Description: | Work Order: 17D0857

Date Received: 4/19/2017

Field Sample #: B320 | Sampled: 4/19/2017 14:35

Sample ID: 17D0857-08

Sample Matrix: Soil

Conventional Chemistry Parameters by EPA/APHA/SW-846 Methods (Total)

Analyte	Results	RL	Units	Dilution	Flag/Qual	Method	Date Prepared	Date/Time Analyzed	Analyst
% Solids	95.0		% Wt	1		SM 2540G	4/20/17	4/21/17 9:54	MRL

con-test® ANALYTICAL LABORATORY
39 Spruce Street * East Longmeadow, MA 01028 * FAX 413/525-6405 * TEL. 413/525-2332

Project Location: Simsbury, CT | Sample Description: | Work Order: 17D0857

Date Received: 4/19/2017

Field Sample #: B321 | Sampled: 4/19/2017 14:50

Sample ID: 17D0857-09

Sample Matrix: Soil

Volatile Organic Compounds by GC/MS

Analyte	Results	RL	Units	Dilution	Flag/Qual	Method	Date Prepared	Date/Time Analyzed	Analyst
Acetone	ND	0.082	mg/Kg dry	1		SW-846 8260C	4/20/17	4/20/17 11:10	MFF
Acrylonitrile	ND	0.0049	mg/Kg dry	1		SW-846 8260C	4/20/17	4/20/17 11:10	MFF
Benzene	ND	0.0016	mg/Kg dry	1		SW-846 8260C	4/20/17	4/20/17 11:10	MFF
Bromobenzene	ND	0.0016	mg/Kg dry	1		SW-846 8260C	4/20/17	4/20/17 11:10	MFF
Bromodichloromethane	ND	0.0016	mg/Kg dry	1		SW-846 8260C	4/20/17	4/20/17 11:10	MFF
Bromoform	ND	0.0016	mg/Kg dry	1		SW-846 8260C	4/20/17	4/20/17 11:10	MFF
Bromomethane	ND	0.0082	mg/Kg dry	1		SW-846 8260C	4/20/17	4/20/17 11:10	MFF
2-Butanone (MEK)	ND	0.033	mg/Kg dry	1		SW-846 8260C	4/20/17	4/20/17 11:10	MFF
n-Butylbenzene	ND	0.0016	mg/Kg dry	1		SW-846 8260C	4/20/17	4/20/17 11:10	MFF
sec-Butylbenzene	ND	0.0016	mg/Kg dry	1		SW-846 8260C	4/20/17	4/20/17 11:10	MFF
tert-Butylbenzene	ND	0.0016	mg/Kg dry	1		SW-846 8260C	4/20/17	4/20/17 11:10	MFF
Carbon Disulfide	ND	0.0049	mg/Kg dry	1		SW-846 8260C	4/20/17	4/20/17 11:10	MFF
Carbon Tetrachloride	ND	0.0016	mg/Kg dry	1		SW-846 8260C	4/20/17	4/20/17 11:10	MFF
Chlorobenzene	ND	0.0016	mg/Kg dry	1		SW-846 8260C	4/20/17	4/20/17 11:10	MFF
Chlorodibromomethane	ND	0.00082	mg/Kg dry	1		SW-846 8260C	4/20/17	4/20/17 11:10	MFF
Chloroethane	ND	0.016	mg/Kg dry	1		SW-846 8260C	4/20/17	4/20/17 11:10	MFF
Chloroform	ND	0.0033	mg/Kg dry	1		SW-846 8260C	4/20/17	4/20/17 11:10	MFF
Chloromethane	ND	0.0082	mg/Kg dry	1		SW-846 8260C	4/20/17	4/20/17 11:10	MFF
2-Chlorotoluene	ND	0.0016	mg/Kg dry	1		SW-846 8260C	4/20/17	4/20/17 11:10	MFF
4-Chlorotoluene	ND	0.0016	mg/Kg dry	1		SW-846 8260C	4/20/17	4/20/17 11:10	MFF
1,2-Dibromo-3-chloropropane (DBCP)	ND	0.0016	mg/Kg dry	1		SW-846 8260C	4/20/17	4/20/17 11:10	MFF
1,2-Dibromoethane (EDB)	ND	0.00082	mg/Kg dry	1		SW-846 8260C	4/20/17	4/20/17 11:10	MFF
Dibromomethane	ND	0.0016	mg/Kg dry	1		SW-846 8260C	4/20/17	4/20/17 11:10	MFF
1,2-Dichlorobenzene	ND	0.0016	mg/Kg dry	1		SW-846 8260C	4/20/17	4/20/17 11:10	MFF
1,3-Dichlorobenzene	ND	0.0016	mg/Kg dry	1		SW-846 8260C	4/20/17	4/20/17 11:10	MFF
1,4-Dichlorobenzene	ND	0.0016	mg/Kg dry	1		SW-846 8260C	4/20/17	4/20/17 11:10	MFF
trans-1,4-Dichloro-2-butene	ND	0.0033	mg/Kg dry	1		SW-846 8260C	4/20/17	4/20/17 11:10	MFF
Dichlorodifluoromethane (Freon 12)	ND	0.016	mg/Kg dry	1		SW-846 8260C	4/20/17	4/20/17 11:10	MFF
1,1-Dichloroethane	ND	0.0016	mg/Kg dry	1		SW-846 8260C	4/20/17	4/20/17 11:10	MFF
1,2-Dichloroethane	ND	0.0016	mg/Kg dry	1		SW-846 8260C	4/20/17	4/20/17 11:10	MFF
1,1-Dichloroethylene	ND	0.0033	mg/Kg dry	1		SW-846 8260C	4/20/17	4/20/17 11:10	MFF
cis-1,2-Dichloroethylene	ND	0.0016	mg/Kg dry	1		SW-846 8260C	4/20/17	4/20/17 11:10	MFF
trans-1,2-Dichloroethylene	ND	0.0016	mg/Kg dry	1		SW-846 8260C	4/20/17	4/20/17 11:10	MFF
1,2-Dichloropropane	ND	0.0016	mg/Kg dry	1		SW-846 8260C	4/20/17	4/20/17 11:10	MFF
1,3-Dichloropropane	ND	0.00082	mg/Kg dry	1		SW-846 8260C	4/20/17	4/20/17 11:10	MFF
2,2-Dichloropropane	ND	0.0016	mg/Kg dry	1		SW-846 8260C	4/20/17	4/20/17 11:10	MFF
1,1-Dichloropropene	ND	0.0016	mg/Kg dry	1		SW-846 8260C	4/20/17	4/20/17 11:10	MFF
cis-1,3-Dichloropropene	ND	0.00082	mg/Kg dry	1		SW-846 8260C	4/20/17	4/20/17 11:10	MFF
trans-1,3-Dichloropropene	ND	0.00082	mg/Kg dry	1		SW-846 8260C	4/20/17	4/20/17 11:10	MFF
Ethylbenzene	ND	0.0016	mg/Kg dry	1		SW-846 8260C	4/20/17	4/20/17 11:10	MFF
Hexachlorobutadiene	ND	0.0016	mg/Kg dry	1		SW-846 8260C	4/20/17	4/20/17 11:10	MFF
2-Hexanone (MBK)	ND	0.016	mg/Kg dry	1		SW-846 8260C	4/20/17	4/20/17 11:10	MFF
Isopropylbenzene (Cumene)	ND	0.0016	mg/Kg dry	1		SW-846 8260C	4/20/17	4/20/17 11:10	MFF
p-Isopropyltoluene (p-Cymene)	ND	0.0016	mg/Kg dry	1		SW-846 8260C	4/20/17	4/20/17 11:10	MFF

con-test® ANALYTICAL LABORATORY
39 Spruce Street * East Longmeadow, MA 01028 * FAX 413/525-6405 * TEL. 413/525-2332

Project Location: Simsbury, CT | Sample Description: | Work Order: 17D0857

Date Received: 4/19/2017

Field Sample #: B321 | Sampled: 4/19/2017 14:50

Sample ID: 17D0857-09

Sample Matrix: Soil

Volatile Organic Compounds by GC/MS

Analyte	Results	RL	Units	Dilution	Flag/Qual	Method	Date Prepared	Date/Time Analyzed	Analyst
Methyl tert-Butyl Ether (MTBE)	ND	0.0033	mg/Kg dry	1		SW-846 8260C	4/20/17	4/20/17 11:10	MFF
Methylene Chloride	ND	0.016	mg/Kg dry	1		SW-846 8260C	4/20/17	4/20/17 11:10	MFF
4-Methyl-2-pentanone (MIBK)	ND	0.016	mg/Kg dry	1		SW-846 8260C	4/20/17	4/20/17 11:10	MFF
Naphthalene	ND	0.0033	mg/Kg dry	1		SW-846 8260C	4/20/17	4/20/17 11:10	MFF
n-Propylbenzene	ND	0.0016	mg/Kg dry	1		SW-846 8260C	4/20/17	4/20/17 11:10	MFF
Styrene	ND	0.0016	mg/Kg dry	1		SW-846 8260C	4/20/17	4/20/17 11:10	MFF
1,1,1,2-Tetrachloroethane	ND	0.0016	mg/Kg dry	1		SW-846 8260C	4/20/17	4/20/17 11:10	MFF
1,1,2,2-Tetrachloroethane	ND	0.0033	mg/Kg dry	1		SW-846 8260C	4/20/17	4/20/17 11:10	MFF
Tetrachloroethylene	ND	0.0016	mg/Kg dry	1		SW-846 8260C	4/20/17	4/20/17 11:10	MFF
Tetrahydrofuran	ND	0.0082	mg/Kg dry	1	V-16	SW-846 8260C	4/20/17	4/20/17 11:10	MFF
Toluene	ND	0.0016	mg/Kg dry	1		SW-846 8260C	4/20/17	4/20/17 11:10	MFF
1,2,3-Trichlorobenzene	ND	0.0016	mg/Kg dry	1		SW-846 8260C	4/20/17	4/20/17 11:10	MFF
1,2,4-Trichlorobenzene	ND	0.0016	mg/Kg dry	1		SW-846 8260C	4/20/17	4/20/17 11:10	MFF
1,1,1-Trichloroethane	ND	0.0016	mg/Kg dry	1		SW-846 8260C	4/20/17	4/20/17 11:10	MFF
1,1,2-Trichloroethane	ND	0.0016	mg/Kg dry	1		SW-846 8260C	4/20/17	4/20/17 11:10	MFF
Trichloroethylene	ND	0.0016	mg/Kg dry	1		SW-846 8260C	4/20/17	4/20/17 11:10	MFF
Trichlorofluoromethane (Freon 11)	ND	0.0082	mg/Kg dry	1		SW-846 8260C	4/20/17	4/20/17 11:10	MFF
1,2,3-Trichloropropane	ND	0.0016	mg/Kg dry	1		SW-846 8260C	4/20/17	4/20/17 11:10	MFF
1,1,2-Trichloro-1,2,2-trifluoroethane (Freon 113)	ND	0.0082	mg/Kg dry	1		SW-846 8260C	4/20/17	4/20/17 11:10	MFF
1,2,4-Trimethylbenzene	ND	0.0016	mg/Kg dry	1		SW-846 8260C	4/20/17	4/20/17 11:10	MFF
1,3,5-Trimethylbenzene	ND	0.0016	mg/Kg dry	1		SW-846 8260C	4/20/17	4/20/17 11:10	MFF
Vinyl Chloride	ND	0.0082	mg/Kg dry	1		SW-846 8260C	4/20/17	4/20/17 11:10	MFF
m+p Xylene	ND	0.0033	mg/Kg dry	1		SW-846 8260C	4/20/17	4/20/17 11:10	MFF
o-Xylene	ND	0.0016	mg/Kg dry	1		SW-846 8260C	4/20/17	4/20/17 11:10	MFF

Surrogates	% Recovery	Recovery Limits	Flag/Qual	
1,2-Dichloroethane-d4	103	70-130		4/20/17 11:10
Toluene-d8	105	70-130		4/20/17 11:10
4-Bromofluorobenzene	102	70-130		4/20/17 11:10

con-test® ANALYTICAL LABORATORY
39 Spruce Street * East Longmeadow, MA 01028 * FAX 413/525-6405 * TEL. 413/525-2332

Project Location: Simsbury, CT | Sample Description: | Work Order: 17D0857

Date Received: 4/19/2017

Field Sample #: B321 | Sampled: 4/19/2017 14:50

Sample ID: 17D0857-09

Sample Matrix: Soil

Petroleum Hydrocarbons Analyses

Analyte	Results	RL	Units	Dilution	Flag/Qual	Method	Date Prepared	Date/Time Analyzed	Analyst
CT ETPH	760	260	mg/Kg dry	25		CTDEP ETPH	4/20/17	4/25/17 19:17	PJG

Surrogates	% Recovery	Recovery Limits	Flag/Qual	
o-Terphenyl	*	50-150	S-01	4/25/17 19:17

con-test® ANALYTICAL LABORATORY
39 Spruce Street * East Longmeadow, MA 01028 * FAX 413/525-6405 * TEL. 413/525-2332

Project Location: Simsbury, CT | Sample Description: | Work Order: 17D0857

Date Received: 4/19/2017

Field Sample #: B321 | Sampled: 4/19/2017 14:50

Sample ID: 17D0857-09

Sample Matrix: Soil

Conventional Chemistry Parameters by EPA/APHA/SW-846 Methods (Total)

Analyte	Results	RL	Units	Dilution	Flag/Qual	Method	Date Prepared	Date/Time Analyzed	Analyst
% Solids	95.3		% Wt	1		SM 2540G	4/20/17	4/21/17 9:54	MRL

con-test® ANALYTICAL LABORATORY
39 Spruce Street * East Longmeadow, MA 01028 * FAX 413/525-6405 * TEL. 413/525-2332

Project Location: Simsbury, CT | Sample Description: | Work Order: 17D0857
Date Received: 4/19/2017
Field Sample #: B322 | Sampled: 4/19/2017 15:00
Sample ID: 17D0857-10
Sample Matrix: Soil

Volatile Organic Compounds by GC/MS

Analyte	Results	RL	Units	Dilution	Flag/Qual	Method	Date Prepared	Date/Time Analyzed	Analyst
Acetone	ND	0.084	mg/Kg dry	1		SW-846 8260C	4/20/17	4/20/17 11:38	MFF
Acrylonitrile	ND	0.0050	mg/Kg dry	1		SW-846 8260C	4/20/17	4/20/17 11:38	MFF
Benzene	ND	0.0017	mg/Kg dry	1		SW-846 8260C	4/20/17	4/20/17 11:38	MFF
Bromobenzene	ND	0.0017	mg/Kg dry	1		SW-846 8260C	4/20/17	4/20/17 11:38	MFF
Bromodichloromethane	ND	0.0017	mg/Kg dry	1		SW-846 8260C	4/20/17	4/20/17 11:38	MFF
Bromoform	ND	0.0017	mg/Kg dry	1		SW-846 8260C	4/20/17	4/20/17 11:38	MFF
Bromomethane	ND	0.0084	mg/Kg dry	1		SW-846 8260C	4/20/17	4/20/17 11:38	MFF
2-Butanone (MEK)	ND	0.033	mg/Kg dry	1		SW-846 8260C	4/20/17	4/20/17 11:38	MFF
n-Butylbenzene	ND	0.0017	mg/Kg dry	1		SW-846 8260C	4/20/17	4/20/17 11:38	MFF
sec-Butylbenzene	ND	0.0017	mg/Kg dry	1		SW-846 8260C	4/20/17	4/20/17 11:38	MFF
tert-Butylbenzene	ND	0.0017	mg/Kg dry	1		SW-846 8260C	4/20/17	4/20/17 11:38	MFF
Carbon Disulfide	ND	0.0050	mg/Kg dry	1		SW-846 8260C	4/20/17	4/20/17 11:38	MFF
Carbon Tetrachloride	ND	0.0017	mg/Kg dry	1		SW-846 8260C	4/20/17	4/20/17 11:38	MFF
Chlorobenzene	ND	0.0017	mg/Kg dry	1		SW-846 8260C	4/20/17	4/20/17 11:38	MFF
Chlorodibromomethane	ND	0.00084	mg/Kg dry	1		SW-846 8260C	4/20/17	4/20/17 11:38	MFF
Chloroethane	ND	0.017	mg/Kg dry	1		SW-846 8260C	4/20/17	4/20/17 11:38	MFF
Chloroform	ND	0.0033	mg/Kg dry	1		SW-846 8260C	4/20/17	4/20/17 11:38	MFF
Chloromethane	ND	0.0084	mg/Kg dry	1		SW-846 8260C	4/20/17	4/20/17 11:38	MFF
2-Chlorotoluene	ND	0.0017	mg/Kg dry	1		SW-846 8260C	4/20/17	4/20/17 11:38	MFF
4-Chlorotoluene	ND	0.0017	mg/Kg dry	1		SW-846 8260C	4/20/17	4/20/17 11:38	MFF
1,2-Dibromo-3-chloropropane (DBCP)	ND	0.0017	mg/Kg dry	1		SW-846 8260C	4/20/17	4/20/17 11:38	MFF
1,2-Dibromoethane (EDB)	ND	0.00084	mg/Kg dry	1		SW-846 8260C	4/20/17	4/20/17 11:38	MFF
Dibromomethane	ND	0.0017	mg/Kg dry	1		SW-846 8260C	4/20/17	4/20/17 11:38	MFF
1,2-Dichlorobenzene	ND	0.0017	mg/Kg dry	1		SW-846 8260C	4/20/17	4/20/17 11:38	MFF
1,3-Dichlorobenzene	ND	0.0017	mg/Kg dry	1		SW-846 8260C	4/20/17	4/20/17 11:38	MFF
1,4-Dichlorobenzene	ND	0.0017	mg/Kg dry	1		SW-846 8260C	4/20/17	4/20/17 11:38	MFF
trans-1,4-Dichloro-2-butene	ND	0.0033	mg/Kg dry	1		SW-846 8260C	4/20/17	4/20/17 11:38	MFF
Dichlorodifluoromethane (Freon 12)	ND	0.017	mg/Kg dry	1		SW-846 8260C	4/20/17	4/20/17 11:38	MFF
1,1-Dichloroethane	ND	0.0017	mg/Kg dry	1		SW-846 8260C	4/20/17	4/20/17 11:38	MFF
1,2-Dichloroethane	ND	0.0017	mg/Kg dry	1		SW-846 8260C	4/20/17	4/20/17 11:38	MFF
1,1-Dichloroethylene	ND	0.0033	mg/Kg dry	1		SW-846 8260C	4/20/17	4/20/17 11:38	MFF
cis-1,2-Dichloroethylene	ND	0.0017	mg/Kg dry	1		SW-846 8260C	4/20/17	4/20/17 11:38	MFF
trans-1,2-Dichloroethylene	ND	0.0017	mg/Kg dry	1		SW-846 8260C	4/20/17	4/20/17 11:38	MFF
1,2-Dichloropropane	ND	0.0017	mg/Kg dry	1		SW-846 8260C	4/20/17	4/20/17 11:38	MFF
1,3-Dichloropropane	ND	0.00084	mg/Kg dry	1		SW-846 8260C	4/20/17	4/20/17 11:38	MFF
2,2-Dichloropropane	ND	0.0017	mg/Kg dry	1		SW-846 8260C	4/20/17	4/20/17 11:38	MFF
1,1-Dichloropropene	ND	0.0017	mg/Kg dry	1		SW-846 8260C	4/20/17	4/20/17 11:38	MFF
cis-1,3-Dichloropropene	ND	0.00084	mg/Kg dry	1		SW-846 8260C	4/20/17	4/20/17 11:38	MFF
trans-1,3-Dichloropropene	ND	0.00084	mg/Kg dry	1		SW-846 8260C	4/20/17	4/20/17 11:38	MFF
Ethylbenzene	ND	0.0017	mg/Kg dry	1		SW-846 8260C	4/20/17	4/20/17 11:38	MFF
Hexachlorobutadiene	ND	0.0017	mg/Kg dry	1		SW-846 8260C	4/20/17	4/20/17 11:38	MFF
2-Hexanone (MBK)	ND	0.017	mg/Kg dry	1		SW-846 8260C	4/20/17	4/20/17 11:38	MFF
Isopropylbenzene (Cumene)	ND	0.0017	mg/Kg dry	1		SW-846 8260C	4/20/17	4/20/17 11:38	MFF
p-Isopropyltoluene (p-Cymene)	ND	0.0017	mg/Kg dry	1		SW-846 8260C	4/20/17	4/20/17 11:38	MFF

con-test® ANALYTICAL LABORATORY
39 Spruce Street * East Longmeadow, MA 01028 * FAX 413/525-6405 * TEL. 413/525-2332

Project Location: Simsbury, CT | Sample Description: | Work Order: 17D0857

Date Received: 4/19/2017

Field Sample #: B322 | Sampled: 4/19/2017 15:00

Sample ID: 17D0857-10

Sample Matrix: Soil

Volatile Organic Compounds by GC/MS

Analyte	Results	RL	Units	Dilution	Flag/Qual	Method	Date Prepared	Date/Time Analyzed	Analyst
Methyl tert-Butyl Ether (MTBE)	ND	0.0033	mg/Kg dry	1		SW-846 8260C	4/20/17	4/20/17 11:38	MFF
Methylene Chloride	ND	0.017	mg/Kg dry	1		SW-846 8260C	4/20/17	4/20/17 11:38	MFF
4-Methyl-2-pentanone (MIBK)	ND	0.017	mg/Kg dry	1		SW-846 8260C	4/20/17	4/20/17 11:38	MFF
Naphthalene	ND	0.0033	mg/Kg dry	1		SW-846 8260C	4/20/17	4/20/17 11:38	MFF
n-Propylbenzene	ND	0.0017	mg/Kg dry	1		SW-846 8260C	4/20/17	4/20/17 11:38	MFF
Styrene	ND	0.0017	mg/Kg dry	1		SW-846 8260C	4/20/17	4/20/17 11:38	MFF
1,1,1,2-Tetrachloroethane	ND	0.0017	mg/Kg dry	1		SW-846 8260C	4/20/17	4/20/17 11:38	MFF
1,1,2,2-Tetrachloroethane	ND	0.0033	mg/Kg dry	1		SW-846 8260C	4/20/17	4/20/17 11:38	MFF
Tetrachloroethylene	ND	0.0017	mg/Kg dry	1		SW-846 8260C	4/20/17	4/20/17 11:38	MFF
Tetrahydrofuran	ND	0.0084	mg/Kg dry	1	V-16	SW-846 8260C	4/20/17	4/20/17 11:38	MFF
Toluene	ND	0.0017	mg/Kg dry	1		SW-846 8260C	4/20/17	4/20/17 11:38	MFF
1,2,3-Trichlorobenzene	ND	0.0017	mg/Kg dry	1		SW-846 8260C	4/20/17	4/20/17 11:38	MFF
1,2,4-Trichlorobenzene	ND	0.0017	mg/Kg dry	1		SW-846 8260C	4/20/17	4/20/17 11:38	MFF
1,1,1-Trichloroethane	ND	0.0017	mg/Kg dry	1		SW-846 8260C	4/20/17	4/20/17 11:38	MFF
1,1,2-Trichloroethane	ND	0.0017	mg/Kg dry	1		SW-846 8260C	4/20/17	4/20/17 11:38	MFF
Trichloroethylene	ND	0.0017	mg/Kg dry	1		SW-846 8260C	4/20/17	4/20/17 11:38	MFF
Trichlorofluoromethane (Freon 11)	ND	0.0084	mg/Kg dry	1		SW-846 8260C	4/20/17	4/20/17 11:38	MFF
1,2,3-Trichloropropane	ND	0.0017	mg/Kg dry	1		SW-846 8260C	4/20/17	4/20/17 11:38	MFF
1,1,2-Trichloro-1,2,2-trifluoroethane (Freon 113)	ND	0.0084	mg/Kg dry	1		SW-846 8260C	4/20/17	4/20/17 11:38	MFF
1,2,4-Trimethylbenzene	ND	0.0017	mg/Kg dry	1		SW-846 8260C	4/20/17	4/20/17 11:38	MFF
1,3,5-Trimethylbenzene	ND	0.0017	mg/Kg dry	1		SW-846 8260C	4/20/17	4/20/17 11:38	MFF
Vinyl Chloride	ND	0.0084	mg/Kg dry	1		SW-846 8260C	4/20/17	4/20/17 11:38	MFF
m+p Xylene	ND	0.0033	mg/Kg dry	1		SW-846 8260C	4/20/17	4/20/17 11:38	MFF
o-Xylene	ND	0.0017	mg/Kg dry	1		SW-846 8260C	4/20/17	4/20/17 11:38	MFF

Surrogates	% Recovery	Recovery Limits	Flag/Qual	
1,2-Dichloroethane-d4	101	70-130		4/20/17 11:38
Toluene-d8	105	70-130		4/20/17 11:38
4-Bromofluorobenzene	103	70-130		4/20/17 11:38

con-test® ANALYTICAL LABORATORY
39 Spruce Street * East Longmeadow, MA 01028 * FAX 413/525-6405 * TEL. 413/525-2332

Project Location: Simsbury, CT | Sample Description: | Work Order: 17D0857

Date Received: 4/19/2017

Field Sample #: B322 | Sampled: 4/19/2017 15:00

Sample ID: 17D0857-10

Sample Matrix: Soil

Petroleum Hydrocarbons Analyses

Analyte	Results	RL	Units	Dilution	Flag/Qual	Method	Date Prepared	Date/Time Analyzed	Analyst
CT ETPH	17	11	mg/Kg dry	1		CTDEP ETPH	4/20/17	4/24/17 17:30	PJG

Surrogates	% Recovery	Recovery Limits	Flag/Qual				
o-Terphenyl	62.7	50-150				4/24/17 17:30	

con-test® ANALYTICAL LABORATORY
39 Spruce Street * East Longmeadow, MA 01028 * FAX 413/525-6405 * TEL. 413/525-2332

Project Location: Simsbury, CT | Sample Description: | Work Order: 17D0857
Date Received: 4/19/2017
Field Sample #: B322 | Sampled: 4/19/2017 15:00
Sample ID: 17D0857-10
Sample Matrix: Soil

Conventional Chemistry Parameters by EPA/APHA/SW-846 Methods (Total)

Analyte	Results	RL	Units	Dilution	Flag/Qual	Method	Date Prepared	Date/Time Analyzed	Analyst
% Solids	95.1		% Wt	1		SM 2540G	4/20/17	4/21/17 9:54	MRL

con-test® ANALYTICAL LABORATORY
39 Spruce Street * East Longmeadow, MA 01028 * FAX 413/525-6405 * TEL. 413/525-2332

Sample Extraction Data

Prep Method: SW-846 3546-CTDEP ETPH

Lab Number [Field ID]	Batch	Initial [g]	Final [mL]	Date
17D0857-01 [B313]	B174952	30.0	1.00	04/20/17
17D0857-02 [B314]	B174952	30.0	1.00	04/20/17
17D0857-03 [B315]	B174952	30.0	1.00	04/20/17
17D0857-04 [B316]	B174952	30.0	1.00	04/20/17
17D0857-05 [B317]	B174952	30.0	1.00	04/20/17
17D0857-06 [B318]	B174952	30.0	1.00	04/20/17
17D0857-07 [B319]	B174952	30.0	1.00	04/20/17
17D0857-08 [B320]	B174952	30.0	1.00	04/20/17
17D0857-09 [B321]	B174952	30.0	1.00	04/20/17
17D0857-10 [B322]	B174952	30.0	1.00	04/20/17

Prep Method: % Solids-SM 2540G

Lab Number [Field ID]	Batch	Date
17D0857-01 [B313]	B174919	04/20/17
17D0857-02 [B314]	B174919	04/20/17
17D0857-03 [B315]	B174919	04/20/17
17D0857-04 [B316]	B174919	04/20/17
17D0857-05 [B317]	B174919	04/20/17
17D0857-06 [B318]	B174919	04/20/17
17D0857-07 [B319]	B174919	04/20/17
17D0857-08 [B320]	B174919	04/20/17
17D0857-09 [B321]	B174919	04/20/17
17D0857-10 [B322]	B174919	04/20/17

Prep Method: SW-846 3540C-SW-846 8082A

Lab Number [Field ID]	Batch	Initial [g]	Final [mL]	Date
17D0857-01 [B313]	B174898	10.0	10.0	04/19/17
17D0857-04 [B316]	B174898	10.0	10.0	04/19/17

Prep Method: SW-846 5035-SW-846 8260C

Lab Number [Field ID]	Batch	Initial [g]	Final [mL]	Date
17D0857-01 [B313]	B174972	5.82	10.0	04/20/17
17D0857-02 [B314]	B174972	7.17	10.0	04/20/17
17D0857-03 [B315]	B174972	6.30	10.0	04/20/17
17D0857-04 [B316]	B174972	6.31	10.0	04/20/17
17D0857-07 [B319]	B174972	5.82	10.0	04/20/17
17D0857-08 [B320]	B174972	6.52	10.0	04/20/17
17D0857-09 [B321]	B174972	6.42	10.0	04/20/17
17D0857-10 [B322]	B174972	6.29	10.0	04/20/17

Prep Method: SW-846 3546-SW-846 8270D

Lab Number [Field ID]	Batch	Initial [g]	Final [mL]	Date
17D0857-02 [B314]	B174951	30.0	1.00	04/20/17
17D0857-03 [B315]	B174951	30.0	1.00	04/20/17

con-test® ANALYTICAL LABORATORY
39 Spruce Street * East Longmeadow, MA 01028 * FAX 413/525-6405 * TEL. 413/525-2332

QUALITY CONTROL

Volatile Organic Compounds by GC/MS - Quality Control

Analyte	Result	Reporting Limit	Units	Spike Level	Source Result	%REC	%REC Limits	RPD	RPD Limit	Notes
Batch B174972 - SW-846 5035										
Blank (B174972-BLK1)				Prepared & Analyzed: 04/20/17						
Acetone	ND	0.10	mg/Kg wet							
Acrylonitrile	ND	0.0060	mg/Kg wet							
Benzene	ND	0.0020	mg/Kg wet							
Bromobenzene	ND	0.0020	mg/Kg wet							
Bromodichloromethane	ND	0.0020	mg/Kg wet							
Bromoform	ND	0.0020	mg/Kg wet							
Bromomethane	ND	0.010	mg/Kg wet							
2-Butanone (MEK)	ND	0.040	mg/Kg wet							
n-Butylbenzene	ND	0.0020	mg/Kg wet							
sec-Butylbenzene	ND	0.0020	mg/Kg wet							
tert-Butylbenzene	ND	0.0020	mg/Kg wet							
Carbon Disulfide	ND	0.0060	mg/Kg wet							
Carbon Tetrachloride	ND	0.0020	mg/Kg wet							
Chlorobenzene	ND	0.0020	mg/Kg wet							
Chlorodibromomethane	ND	0.0010	mg/Kg wet							
Chloroethane	ND	0.020	mg/Kg wet							
Chloroform	ND	0.0040	mg/Kg wet							
Chloromethane	ND	0.010	mg/Kg wet							
2-Chlorotoluene	ND	0.0020	mg/Kg wet							
4-Chlorotoluene	ND	0.0020	mg/Kg wet							
1,2-Dibromo-3-chloropropane (DBCP)	ND	0.0020	mg/Kg wet							
1,2-Dibromoethane (EDB)	ND	0.0010	mg/Kg wet							
Dibromomethane	ND	0.0020	mg/Kg wet							
1,2-Dichlorobenzene	ND	0.0020	mg/Kg wet							
1,3-Dichlorobenzene	ND	0.0020	mg/Kg wet							
1,4-Dichlorobenzene	ND	0.0020	mg/Kg wet							
trans-1,4-Dichloro-2-butene	ND	0.0040	mg/Kg wet							
Dichlorodifluoromethane (Freon 12)	ND	0.020	mg/Kg wet							
1,1-Dichloroethane	ND	0.0020	mg/Kg wet							
1,2-Dichloroethane	ND	0.0020	mg/Kg wet							
1,1-Dichloroethylene	ND	0.0040	mg/Kg wet							
cis-1,2-Dichloroethylene	ND	0.0020	mg/Kg wet							
trans-1,2-Dichloroethylene	ND	0.0020	mg/Kg wet							
1,2-Dichloropropane	ND	0.0020	mg/Kg wet							
1,3-Dichloropropane	ND	0.0010	mg/Kg wet							
2,2-Dichloropropane	ND	0.0020	mg/Kg wet							
1,1-Dichloropropene	ND	0.0020	mg/Kg wet							
cis-1,3-Dichloropropene	ND	0.0010	mg/Kg wet							
trans-1,3-Dichloropropene	ND	0.0010	mg/Kg wet							
Ethylbenzene	ND	0.0020	mg/Kg wet							
Hexachlorobutadiene	ND	0.0020	mg/Kg wet							
2-Hexanone (MBK)	ND	0.020	mg/Kg wet							
Isopropylbenzene (Cumene)	ND	0.0020	mg/Kg wet							
p-Isopropyltoluene (p-Cymene)	ND	0.0020	mg/Kg wet							
Methyl tert-Butyl Ether (MTBE)	ND	0.0040	mg/Kg wet							
Methylene Chloride	ND	0.020	mg/Kg wet							
4-Methyl-2-pentanone (MIBK)	ND	0.020	mg/Kg wet							
Naphthalene	ND	0.0040	mg/Kg wet							
n-Propylbenzene	ND	0.0020	mg/Kg wet							
Styrene	ND	0.0020	mg/Kg wet							
1,1,1,2-Tetrachloroethane	ND	0.0020	mg/Kg wet							
1,1,2,2-Tetrachloroethane	ND	0.0010	mg/Kg wet							

con-test® ANALYTICAL LABORATORY
39 Spruce Street * East Longmeadow, MA 01028 * FAX 413/525-6405 * TEL. 413/525-2332

QUALITY CONTROL

Volatile Organic Compounds by GC/MS - Quality Control

Analyte	Result	Reporting Limit	Units	Spike Level	Source Result	%REC	%REC Limits	RPD	RPD Limit	Notes
Batch B174972 - SW-846 5035										
Blank (B174972-BLK1)				Prepared & Analyzed: 04/20/17						
Tetrachloroethylene	ND	0.0020	mg/Kg wet							
Tetrahydrofuran	ND	0.010	mg/Kg wet							V-16
Toluene	ND	0.0020	mg/Kg wet							
1,2,3-Trichlorobenzene	ND	0.0020	mg/Kg wet							
1,2,4-Trichlorobenzene	ND	0.0020	mg/Kg wet							
1,1,1-Trichloroethane	ND	0.0020	mg/Kg wet							
1,1,2-Trichloroethane	ND	0.0020	mg/Kg wet							
Trichloroethylene	ND	0.0020	mg/Kg wet							
Trichlorofluoromethane (Freon 11)	ND	0.010	mg/Kg wet							
1,2,3-Trichloropropane	ND	0.0020	mg/Kg wet							
1,1,2-Trichloro-1,2,2-trifluoroethane (Freon 113)	ND	0.010	mg/Kg wet							
1,2,4-Trimethylbenzene	ND	0.0020	mg/Kg wet							
1,3,5-Trimethylbenzene	ND	0.0020	mg/Kg wet							
Vinyl Chloride	ND	0.010	mg/Kg wet							
m+p Xylene	ND	0.0040	mg/Kg wet							
o-Xylene	ND	0.0020	mg/Kg wet							
Surrogate: 1,2-Dichloroethane-d4	*0.0507*		mg/Kg wet	0.0500		101	70-130			
Surrogate: Toluene-d8	*0.0528*		mg/Kg wet	0.0500		106	70-130			
Surrogate: 4-Bromofluorobenzene	*0.0513*		mg/Kg wet	0.0500		103	70-130			
LCS (B174972-BS1)				Prepared & Analyzed: 04/20/17						
Acetone	0.227	0.10	mg/Kg wet	0.200		114	70-130			
Acrylonitrile	0.0182	0.0060	mg/Kg wet	0.0200		90.8	70-130			
Benzene	0.0199	0.0020	mg/Kg wet	0.0200		99.7	70-130			
Bromobenzene	0.0185	0.0020	mg/Kg wet	0.0200		92.6	70-130			
Bromodichloromethane	0.0186	0.0020	mg/Kg wet	0.0200		93.0	70-130			
Bromoform	0.0205	0.0020	mg/Kg wet	0.0200		103	70-130			
Bromomethane	0.0214	0.010	mg/Kg wet	0.0200		107	70-130			
2-Butanone (MEK)	0.207	0.040	mg/Kg wet	0.200		103	70-130			
n-Butylbenzene	0.0183	0.0020	mg/Kg wet	0.0200		91.4	70-130			
sec-Butylbenzene	0.0205	0.0020	mg/Kg wet	0.0200		102	70-130			
tert-Butylbenzene	0.0199	0.0020	mg/Kg wet	0.0200		99.4	70-130			
Carbon Disulfide	0.179	0.0060	mg/Kg wet	0.200		89.4	70-130			
Carbon Tetrachloride	0.0193	0.0020	mg/Kg wet	0.0200		96.6	70-130			
Chlorobenzene	0.0200	0.0020	mg/Kg wet	0.0200		100	70-130			
Chlorodibromomethane	0.0213	0.0010	mg/Kg wet	0.0200		106	70-130			
Chloroethane	0.0185	0.020	mg/Kg wet	0.0200		92.3	70-130			
Chloroform	0.0187	0.0040	mg/Kg wet	0.0200		93.5	70-130			
Chloromethane	0.0168	0.010	mg/Kg wet	0.0200		83.8	70-130			
2-Chlorotoluene	0.0196	0.0020	mg/Kg wet	0.0200		98.0	70-130			
4-Chlorotoluene	0.0196	0.0020	mg/Kg wet	0.0200		97.9	70-130			
1,2-Dibromo-3-chloropropane (DBCP)	0.0206	0.0020	mg/Kg wet	0.0200		103	70-130			
1,2-Dibromoethane (EDB)	0.0206	0.0010	mg/Kg wet	0.0200		103	70-130			
Dibromomethane	0.0207	0.0020	mg/Kg wet	0.0200		103	70-130			
1,2-Dichlorobenzene	0.0199	0.0020	mg/Kg wet	0.0200		99.4	70-130			
1,3-Dichlorobenzene	0.0198	0.0020	mg/Kg wet	0.0200		98.9	70-130			
1,4-Dichlorobenzene	0.0198	0.0020	mg/Kg wet	0.0200		98.8	70-130			
trans-1,4-Dichloro-2-butene	0.0203	0.0040	mg/Kg wet	0.0200		102	70-130			
Dichlorodifluoromethane (Freon 12)	0.0184	0.020	mg/Kg wet	0.0200		92.2	70-130			
1,1-Dichloroethane	0.0192	0.0020	mg/Kg wet	0.0200		96.2	70-130			
1,2-Dichloroethane	0.0213	0.0020	mg/Kg wet	0.0200		107	70-130			
1,1-Dichloroethylene	0.0200	0.0040	mg/Kg wet	0.0200		100	70-130			

con-test® ANALYTICAL LABORATORY
39 Spruce Street * East Longmeadow, MA 01028 * FAX 413/525-6405 * TEL. 413/525-2332

QUALITY CONTROL

Volatile Organic Compounds by GC/MS - Quality Control

Analyte	Result	Reporting Limit	Units	Spike Level	Source Result	%REC	%REC Limits	RPD	RPD Limit	Notes
Batch B174972 - SW-846 5035										
LCS (B174972-BS1)				Prepared & Analyzed: 04/20/17						
cis-1,2-Dichloroethylene	0.0189	0.0020	mg/Kg wet	0.0200		94.3	70-130			
trans-1,2-Dichloroethylene	0.0230	0.0020	mg/Kg wet	0.0200		115	70-130			
1,2-Dichloropropane	0.0210	0.0020	mg/Kg wet	0.0200		105	70-130			
1,3-Dichloropropane	0.0199	0.0010	mg/Kg wet	0.0200		99.6	70-130			
2,2-Dichloropropane	0.0183	0.0020	mg/Kg wet	0.0200		91.4	70-130			
1,1-Dichloropropene	0.0198	0.0020	mg/Kg wet	0.0200		98.9	70-130			
cis-1,3-Dichloropropene	0.0197	0.0010	mg/Kg wet	0.0200		98.4	70-130			
trans-1,3-Dichloropropene	0.0200	0.0010	mg/Kg wet	0.0200		99.8	70-130			
Ethylbenzene	0.0198	0.0020	mg/Kg wet	0.0200		99.1	70-130			
Hexachlorobutadiene	0.0215	0.0020	mg/Kg wet	0.0200		108	70-130			
2-Hexanone (MBK)	0.216	0.020	mg/Kg wet	0.200		108	70-130			
Isopropylbenzene (Cumene)	0.0210	0.0020	mg/Kg wet	0.0200		105	70-130			
p-Isopropyltoluene (p-Cymene)	0.0190	0.0020	mg/Kg wet	0.0200		95.1	70-130			
Methyl tert-Butyl Ether (MTBE)	0.0189	0.0040	mg/Kg wet	0.0200		94.3	70-130			
Methylene Chloride	0.0195	0.020	mg/Kg wet	0.0200		97.6	70-130			
4-Methyl-2-pentanone (MIBK)	0.214	0.020	mg/Kg wet	0.200		107	70-130			
Naphthalene	0.0186	0.0040	mg/Kg wet	0.0200		93.1	70-130			
n-Propylbenzene	0.0194	0.0020	mg/Kg wet	0.0200		97.1	70-130			
Styrene	0.0200	0.0020	mg/Kg wet	0.0200		100	70-130			
1,1,1,2-Tetrachloroethane	0.0208	0.0020	mg/Kg wet	0.0200		104	70-130			
1,1,2,2-Tetrachloroethane	0.0194	0.0010	mg/Kg wet	0.0200		96.9	70-130			
Tetrachloroethylene	0.0215	0.0020	mg/Kg wet	0.0200		108	70-130			
Tetrahydrofuran	0.0190	0.010	mg/Kg wet	0.0200		95.2	70-130			V-16
Toluene	0.0205	0.0020	mg/Kg wet	0.0200		103	70-130			
1,2,3-Trichlorobenzene	0.0188	0.0020	mg/Kg wet	0.0200		93.8	70-130			
1,2,4-Trichlorobenzene	0.0190	0.0020	mg/Kg wet	0.0200		95.1	70-130			
1,1,1-Trichloroethane	0.0206	0.0020	mg/Kg wet	0.0200		103	70-130			
1,1,2-Trichloroethane	0.0201	0.0020	mg/Kg wet	0.0200		100	70-130			
Trichloroethylene	0.0204	0.0020	mg/Kg wet	0.0200		102	70-130			
Trichlorofluoromethane (Freon 11)	0.0234	0.010	mg/Kg wet	0.0200		117	70-130			
1,2,3-Trichloropropane	0.0204	0.0020	mg/Kg wet	0.0200		102	70-130			
1,1,2-Trichloro-1,2,2-trifluoroethane (Freon 113)	0.0229	0.010	mg/Kg wet	0.0200		114	70-130			
1,2,4-Trimethylbenzene	0.0192	0.0020	mg/Kg wet	0.0200		96.2	70-130			
1,3,5-Trimethylbenzene	0.0199	0.0020	mg/Kg wet	0.0200		99.4	70-130			
Vinyl Chloride	0.0191	0.010	mg/Kg wet	0.0200		95.5	70-130			
m+p Xylene	0.0396	0.0040	mg/Kg wet	0.0400		99.1	70-130			
o-Xylene	0.0197	0.0020	mg/Kg wet	0.0200		98.4	70-130			
Surrogate: 1,2-Dichloroethane-d4	*0.0508*		mg/Kg wet	0.0500		102	70-130			
Surrogate: Toluene-d8	*0.0527*		mg/Kg wet	0.0500		105	70-130			
Surrogate: 4-Bromofluorobenzene	*0.0523*		mg/Kg wet	0.0500		105	70-130			

con-test® ANALYTICAL LABORATORY
39 Spruce Street * East Longmeadow, MA 01028 * FAX 413/525-6405 * TEL. 413/525-2332

QUALITY CONTROL

Semivolatile Organic Compounds by GC/MS - Quality Control

Analyte	Result	Reporting Limit	Units	Spike Level	Source Result	%REC	%REC Limits	RPD	RPD Limit	Notes
Batch B174951 - SW-846 3546										
Blank (B174951-BLK1)				Prepared: 04/20/17 Analyzed: 04/24/17						
Acenaphthene	ND	0.17	mg/Kg wet							
Acenaphthylene	ND	0.17	mg/Kg wet							
Aniline	ND	0.34	mg/Kg wet							
Anthracene	ND	0.17	mg/Kg wet							
Benzo(a)anthracene	ND	0.17	mg/Kg wet							
Benzo(a)pyrene	ND	0.17	mg/Kg wet							
Benzo(b)fluoranthene	ND	0.17	mg/Kg wet							
Benzo(g,h,i)perylene	ND	0.17	mg/Kg wet							
Benzo(k)fluoranthene	ND	0.17	mg/Kg wet							
Bis(2-chloroethoxy)methane	ND	0.34	mg/Kg wet							
Bis(2-chloroethyl)ether	ND	0.34	mg/Kg wet							
Bis(2-chloroisopropyl)ether	ND	0.34	mg/Kg wet							
Bis(2-Ethylhexyl)phthalate	ND	0.34	mg/Kg wet							
4-Bromophenylphenylether	ND	0.34	mg/Kg wet							
Butylbenzylphthalate	ND	0.34	mg/Kg wet							
Carbazole	ND	0.17	mg/Kg wet							
4-Chloroaniline	ND	0.66	mg/Kg wet							L-04
4-Chloro-3-methylphenol	ND	0.66	mg/Kg wet							
2-Chloronaphthalene	ND	0.34	mg/Kg wet							
2-Chlorophenol	ND	0.34	mg/Kg wet							
4-Chlorophenylphenylether	ND	0.34	mg/Kg wet							
Chrysene	ND	0.17	mg/Kg wet							
Dibenz(a,h)anthracene	ND	0.17	mg/Kg wet							
Dibenzofuran	ND	0.34	mg/Kg wet							
Di-n-butylphthalate	ND	0.34	mg/Kg wet							
3,3-Dichlorobenzidine	ND	0.17	mg/Kg wet							
2,4-Dichlorophenol	ND	0.34	mg/Kg wet							
Diethylphthalate	ND	0.34	mg/Kg wet							
2,4-Dimethylphenol	ND	0.34	mg/Kg wet							
Dimethylphthalate	ND	0.34	mg/Kg wet							
4,6-Dinitro-2-methylphenol	ND	0.34	mg/Kg wet							
2,4-Dinitrophenol	ND	0.66	mg/Kg wet							
2,4-Dinitrotoluene	ND	0.34	mg/Kg wet							
2,6-Dinitrotoluene	ND	0.34	mg/Kg wet							
Di-n-octylphthalate	ND	0.34	mg/Kg wet							
Fluoranthene	ND	0.17	mg/Kg wet							
Fluorene	ND	0.17	mg/Kg wet							
Hexachlorobenzene	ND	0.34	mg/Kg wet							
Hexachlorobutadiene	ND	0.34	mg/Kg wet							
Hexachlorocyclopentadiene	ND	0.34	mg/Kg wet							V-05
Hexachloroethane	ND	0.34	mg/Kg wet							
Indeno(1,2,3-cd)pyrene	ND	0.17	mg/Kg wet							
Isophorone	ND	0.34	mg/Kg wet							
2-Methylnaphthalene	ND	0.17	mg/Kg wet							
2-Methylphenol	ND	0.34	mg/Kg wet							
3/4-Methylphenol	ND	0.34	mg/Kg wet							
Naphthalene	ND	0.17	mg/Kg wet							
2-Nitroaniline	ND	0.34	mg/Kg wet							
3-Nitroaniline	ND	0.34	mg/Kg wet							
4-Nitroaniline	ND	0.34	mg/Kg wet							
Nitrobenzene	ND	0.34	mg/Kg wet							
2-Nitrophenol	ND	0.34	mg/Kg wet							

con-test® ANALYTICAL LABORATORY
39 Spruce Street * East Longmeadow, MA 01028 * FAX 413/525-6405 * TEL. 413/525-2332

QUALITY CONTROL

Semivolatile Organic Compounds by GC/MS - Quality Control

Analyte	Result	Reporting Limit	Units	Spike Level	Source Result	%REC		%REC Limits	RPD	RPD Limit	Notes	
Batch B174951 - SW-846 3546												
Blank (B174951-BLK1)				Prepared: 04/20/17 Analyzed: 04/24/17								
4-Nitrophenol	ND	0.66	mg/Kg wet									
N-Nitrosodiphenylamine	ND	0.34	mg/Kg wet									
N-Nitrosodi-n-propylamine	ND	0.34	mg/Kg wet								V-20	
Pentachloronitrobenzene	ND	0.34	mg/Kg wet								V-16	
Pentachlorophenol	ND	0.34	mg/Kg wet									
Phenanthrene	ND	0.17	mg/Kg wet									
Phenol	ND	0.34	mg/Kg wet									
Pyrene	ND	0.17	mg/Kg wet									
Pyridine	ND	0.34	mg/Kg wet									
1,2,4,5-Tetrachlorobenzene	ND	0.34	mg/Kg wet									
1,2,4-Trichlorobenzene	ND	0.34	mg/Kg wet									
2,4,5-Trichlorophenol	ND	0.34	mg/Kg wet									
2,4,6-Trichlorophenol	ND	0.34	mg/Kg wet									
Surrogate: 2-Fluorophenol	*5.40*		mg/Kg wet	6.73		80.2		30-130				
Surrogate: Phenol-d6	*5.68*		mg/Kg wet	6.67		85.3		30-130				
Surrogate: Nitrobenzene-d5	*2.71*		mg/Kg wet	3.33		81.3		30-130				
Surrogate: 2-Fluorobiphenyl	*2.85*		mg/Kg wet	3.33		85.6		30-130				
Surrogate: 2,4,6-Tribromophenol	*6.59*		mg/Kg wet	6.67		98.8		30-130				
Surrogate: p-Terphenyl-d14	*3.31*		mg/Kg wet	3.33		99.3		30-130				
LCS (B174951-BS1)				Prepared: 04/20/17 Analyzed: 04/24/17								
Acenaphthene	1.25	0.17	mg/Kg wet	1.67		74.9		40-140				
Acenaphthylene	1.17	0.17	mg/Kg wet	1.67		70.1		40-140				
Aniline	0.865	0.34	mg/Kg wet	1.67		51.9		40-140				†
Anthracene	1.34	0.17	mg/Kg wet	1.67		80.4		40-140				
Benzo(a)anthracene	1.34	0.17	mg/Kg wet	1.67		80.6		40-140				
Benzo(a)pyrene	1.36	0.17	mg/Kg wet	1.67		81.4		40-140				
Benzo(b)fluoranthene	1.27	0.17	mg/Kg wet	1.67		76.1		40-140				
Benzo(g,h,i)perylene	1.59	0.17	mg/Kg wet	1.67		95.5		40-140				
Benzo(k)fluoranthene	1.33	0.17	mg/Kg wet	1.67		80.0		40-140				
Bis(2-chloroethoxy)methane	1.26	0.34	mg/Kg wet	1.67		75.9		40-140				
Bis(2-chloroethyl)ether	1.18	0.34	mg/Kg wet	1.67		70.9		40-140				
Bis(2-chloroisopropyl)ether	1.29	0.34	mg/Kg wet	1.67		77.1		40-140				
Bis(2-Ethylhexyl)phthalate	1.33	0.34	mg/Kg wet	1.67		79.9		40-140				
4-Bromophenylphenylether	1.36	0.34	mg/Kg wet	1.67		81.8		40-140				
Butylbenzylphthalate	1.39	0.34	mg/Kg wet	1.67		83.2		40-140				
Carbazole	1.32	0.17	mg/Kg wet	1.67		79.2		40-140				
4-Chloroaniline	0.617	0.66	mg/Kg wet	1.67		**37.0**	*	40-140			L-04	†
4-Chloro-3-methylphenol	1.34	0.66	mg/Kg wet	1.67		80.2		30-130				
2-Chloronaphthalene	1.16	0.34	mg/Kg wet	1.67		69.7		40-140				
2-Chlorophenol	1.11	0.34	mg/Kg wet	1.67		66.4		30-130				
4-Chlorophenylphenylether	1.33	0.34	mg/Kg wet	1.67		79.9		40-140				
Chrysene	1.29	0.17	mg/Kg wet	1.67		77.5		40-140				
Dibenz(a,h)anthracene	1.64	0.17	mg/Kg wet	1.67		98.1		40-140				
Dibenzofuran	1.32	0.34	mg/Kg wet	1.67		79.1		40-140				
Di-n-butylphthalate	1.39	0.34	mg/Kg wet	1.67		83.6		40-140				
3,3-Dichlorobenzidine	0.856	0.17	mg/Kg wet	1.67		51.4		40-140				†
2,4-Dichlorophenol	1.20	0.34	mg/Kg wet	1.67		72.3		30-130				
Diethylphthalate	1.33	0.34	mg/Kg wet	1.67		79.7		40-140				
2,4-Dimethylphenol	1.20	0.34	mg/Kg wet	1.67		71.8		30-130				
Dimethylphthalate	1.34	0.34	mg/Kg wet	1.67		80.6		40-140				
4,6-Dinitro-2-methylphenol	1.25	0.34	mg/Kg wet	1.67		74.9		30-130				

con-test® ANALYTICAL LABORATORY
39 Spruce Street * East Longmeadow, MA 01028 * FAX 413/525-6405 * TEL. 413/525-2332

QUALITY CONTROL

Semivolatile Organic Compounds by GC/MS - Quality Control

Analyte	Result	Reporting Limit	Units	Spike Level	Source Result	%REC	%REC Limits	RPD	RPD Limit	Notes	
Batch B174951 - SW-846 3546											
LCS (B174951-BS1)				Prepared: 04/20/17 Analyzed: 04/24/17							
2,4-Dinitrophenol	1.05	0.66	mg/Kg wet	1.67		62.7	30-130				
2,4-Dinitrotoluene	1.37	0.34	mg/Kg wet	1.67		82.1	40-140				
2,6-Dinitrotoluene	1.40	0.34	mg/Kg wet	1.67		83.9	40-140				
Di-n-octylphthalate	1.21	0.34	mg/Kg wet	1.67		72.6	40-140				
Fluoranthene	1.36	0.17	mg/Kg wet	1.67		81.8	40-140				
Fluorene	1.28	0.17	mg/Kg wet	1.67		77.1	40-140				
Hexachlorobenzene	1.31	0.34	mg/Kg wet	1.67		78.9	40-140				
Hexachlorobutadiene	1.09	0.34	mg/Kg wet	1.67		65.2	40-140				
Hexachlorocyclopentadiene	0.754	0.34	mg/Kg wet	1.67		45.2	30-140			V-05	
Hexachloroethane	1.02	0.34	mg/Kg wet	1.67		61.2	40-140				
Indeno(1,2,3-cd)pyrene	1.51	0.17	mg/Kg wet	1.67		90.6	40-140				
Isophorone	1.26	0.34	mg/Kg wet	1.67		75.7	40-140				
2-Methylnaphthalene	1.23	0.17	mg/Kg wet	1.67		74.1	40-140				
2-Methylphenol	1.15	0.34	mg/Kg wet	1.67		69.0	30-130				
3/4-Methylphenol	1.33	0.34	mg/Kg wet	1.67		79.7	30-130				
Naphthalene	1.11	0.17	mg/Kg wet	1.67		66.6	40-140				
2-Nitroaniline	1.37	0.34	mg/Kg wet	1.67		82.3	40-140				
3-Nitroaniline	1.06	0.34	mg/Kg wet	1.67		63.9	40-140				†
4-Nitroaniline	1.14	0.34	mg/Kg wet	1.67		68.5	40-140				
Nitrobenzene	1.17	0.34	mg/Kg wet	1.67		70.1	40-140				
2-Nitrophenol	1.10	0.34	mg/Kg wet	1.67		66.3	30-130				
4-Nitrophenol	1.13	0.66	mg/Kg wet	1.67		68.0	10-130				
N-Nitrosodiphenylamine	1.82	0.34	mg/Kg wet	1.67		109	40-140				
N-Nitrosodi-n-propylamine	1.34	0.34	mg/Kg wet	1.67		80.1	40-140			V-20	
Pentachloronitrobenzene	1.40	0.34	mg/Kg wet	1.67		83.8	40-140			V-16	
Pentachlorophenol	1.09	0.34	mg/Kg wet	1.67		65.2	30-130				
Phenanthrene	1.33	0.17	mg/Kg wet	1.67		80.1	40-140				
Phenol	1.14	0.34	mg/Kg wet	1.67		68.3	20-130				
Pyrene	1.41	0.17	mg/Kg wet	1.67		84.7	40-140				
Pyridine	0.772	0.34	mg/Kg wet	1.67		46.3	10-140				†
1,2,4,5-Tetrachlorobenzene	1.21	0.34	mg/Kg wet	1.67		72.4	40-140				
1,2,4-Trichlorobenzene	1.08	0.34	mg/Kg wet	1.67		64.9	40-140				
2,4,5-Trichlorophenol	1.28	0.34	mg/Kg wet	1.67		76.9	30-130				
2,4,6-Trichlorophenol	1.25	0.34	mg/Kg wet	1.67		75.1	30-130				
Surrogate: 2-Fluorophenol	*4.78*		mg/Kg wet	6.73		71.0	30-130				
Surrogate: Phenol-d6	*5.14*		mg/Kg wet	6.67		77.1	30-130				
Surrogate: Nitrobenzene-d5	*2.55*		mg/Kg wet	3.33		76.5	30-130				
Surrogate: 2-Fluorobiphenyl	*2.71*		mg/Kg wet	3.33		81.2	30-130				
Surrogate: 2,4,6-Tribromophenol	*5.95*		mg/Kg wet	6.67		89.2	30-130				
Surrogate: p-Terphenyl-d14	*3.31*		mg/Kg wet	3.33		99.4	30-130				
LCS Dup (B174951-BSD1)				Prepared: 04/20/17 Analyzed: 04/24/17							
Acenaphthene	1.28	0.17	mg/Kg wet	1.67		76.8	40-140	2.53	30		
Acenaphthylene	1.21	0.17	mg/Kg wet	1.67		72.7	40-140	3.61	30		
Aniline	0.717	0.34	mg/Kg wet	1.67		43.0	40-140	18.7	50		† ‡
Anthracene	1.34	0.17	mg/Kg wet	1.67		80.7	40-140	0.372	30		
Benzo(a)anthracene	1.36	0.17	mg/Kg wet	1.67		81.4	40-140	1.04	30		
Benzo(a)pyrene	1.35	0.17	mg/Kg wet	1.67		81.3	40-140	0.123	30		
Benzo(b)fluoranthene	1.28	0.17	mg/Kg wet	1.67		76.8	40-140	0.889	30		
Benzo(g,h,i)perylene	1.64	0.17	mg/Kg wet	1.67		98.1	40-140	2.71	30		
Benzo(k)fluoranthene	1.32	0.17	mg/Kg wet	1.67		79.4	40-140	0.703	30		
Bis(2-chloroethoxy)methane	1.35	0.34	mg/Kg wet	1.67		81.2	40-140	6.72	30		

con-test® ANALYTICAL LABORATORY
39 Spruce Street * East Longmeadow, MA 01028 * FAX 413/525-6405 * TEL. 413/525-2332

QUALITY CONTROL

Semivolatile Organic Compounds by GC/MS - Quality Control

Analyte	Result	Reporting Limit	Units	Spike Level	Source Result	%REC	%REC Limits	RPD	RPD Limit	Notes	
Batch B174951 - SW-846 3546											
LCS Dup (B174951-BSD1)				Prepared: 04/20/17 Analyzed: 04/24/17							
Bis(2-chloroethyl)ether	1.36	0.34	mg/Kg wet	1.67		81.4	40-140	13.8	30		
Bis(2-chloroisopropyl)ether	1.38	0.34	mg/Kg wet	1.67		83.1	40-140	7.44	30		
Bis(2-Ethylhexyl)phthalate	1.30	0.34	mg/Kg wet	1.67		77.7	40-140	2.77	30		
4-Bromophenylphenylether	1.37	0.34	mg/Kg wet	1.67		82.1	40-140	0.317	30		
Butylbenzylphthalate	1.36	0.34	mg/Kg wet	1.67		81.8	40-140	1.72	30		
Carbazole	1.31	0.17	mg/Kg wet	1.67		78.8	40-140	0.481	30		
4-Chloroaniline	0.667	0.66	mg/Kg wet	1.67		40.0	40-140	7.74	30	L-04	†
4-Chloro-3-methylphenol	1.34	0.66	mg/Kg wet	1.67		80.2	30-130	0.0499	30		
2-Chloronaphthalene	1.09	0.34	mg/Kg wet	1.67		65.7	40-140	5.91	30		
2-Chlorophenol	1.25	0.34	mg/Kg wet	1.67		74.9	30-130	12.0	30		
4-Chlorophenylphenylether	1.35	0.34	mg/Kg wet	1.67		81.0	40-140	1.34	30		
Chrysene	1.30	0.17	mg/Kg wet	1.67		78.3	40-140	1.05	30		
Dibenz(a,h)anthracene	1.65	0.17	mg/Kg wet	1.67		98.9	40-140	0.812	30		
Dibenzofuran	1.34	0.34	mg/Kg wet	1.67		80.4	40-140	1.63	30		
Di-n-butylphthalate	1.36	0.34	mg/Kg wet	1.67		81.4	40-140	2.76	30		
3,3-Dichlorobenzidine	0.928	0.17	mg/Kg wet	1.67		55.7	40-140	8.04	30		† ‡
2,4-Dichlorophenol	1.27	0.34	mg/Kg wet	1.67		75.9	30-130	4.97	30		
Diethylphthalate	1.33	0.34	mg/Kg wet	1.67		79.6	40-140	0.0502	30		
2,4-Dimethylphenol	1.26	0.34	mg/Kg wet	1.67		75.3	30-130	4.79	30		
Dimethylphthalate	1.35	0.34	mg/Kg wet	1.67		81.3	40-140	0.816	50		
4,6-Dinitro-2-methylphenol	1.27	0.34	mg/Kg wet	1.67		76.4	30-130	1.93	50		
2,4-Dinitrophenol	1.06	0.66	mg/Kg wet	1.67		63.5	30-130	1.20	50		
2,4-Dinitrotoluene	1.38	0.34	mg/Kg wet	1.67		82.6	40-140	0.559	30		
2,6-Dinitrotoluene	1.43	0.34	mg/Kg wet	1.67		85.6	40-140	1.94	30		
Di-n-octylphthalate	1.18	0.34	mg/Kg wet	1.67		70.6	40-140	2.79	30		
Fluoranthene	1.35	0.17	mg/Kg wet	1.67		81.0	40-140	1.06	30		
Fluorene	1.30	0.17	mg/Kg wet	1.67		77.9	40-140	1.11	30		
Hexachlorobenzene	1.36	0.34	mg/Kg wet	1.67		81.3	40-140	3.10	30		
Hexachlorobutadiene	1.19	0.34	mg/Kg wet	1.67		71.4	40-140	9.11	30		
Hexachlorocyclopentadiene	0.806	0.34	mg/Kg wet	1.67		48.4	30-140	6.71	50	V-05	
Hexachloroethane	1.14	0.34	mg/Kg wet	1.67		68.6	40-140	11.3	50		
Indeno(1,2,3-cd)pyrene	1.54	0.17	mg/Kg wet	1.67		92.6	40-140	2.18	50		
Isophorone	1.34	0.34	mg/Kg wet	1.67		80.3	40-140	5.87	30		
2-Methylnaphthalene	1.31	0.17	mg/Kg wet	1.67		78.5	40-140	5.77	30		
2-Methylphenol	1.22	0.34	mg/Kg wet	1.67		73.3	30-130	6.13	30		
3/4-Methylphenol	1.38	0.34	mg/Kg wet	1.67		82.7	30-130	3.64	30		
Naphthalene	1.22	0.17	mg/Kg wet	1.67		73.3	40-140	9.49	30		
2-Nitroaniline	1.38	0.34	mg/Kg wet	1.67		82.8	40-140	0.533	30		
3-Nitroaniline	1.08	0.34	mg/Kg wet	1.67		64.9	40-140	1.65	30		†
4-Nitroaniline	1.12	0.34	mg/Kg wet	1.67		67.3	40-140	1.86	30		
Nitrobenzene	1.29	0.34	mg/Kg wet	1.67		77.6	40-140	10.1	30		
2-Nitrophenol	1.24	0.34	mg/Kg wet	1.67		74.2	30-130	11.4	30		
4-Nitrophenol	1.08	0.66	mg/Kg wet	1.67		64.9	10-130	4.67	50		‡
N-Nitrosodiphenylamine	1.85	0.34	mg/Kg wet	1.67		111	40-140	1.65	30		
N-Nitrosodi-n-propylamine	1.40	0.34	mg/Kg wet	1.67		84.1	40-140	4.85	30	V-20	
Pentachloronitrobenzene	1.41	0.34	mg/Kg wet	1.67		84.5	40-140	0.855	30	V-16	
Pentachlorophenol	1.05	0.34	mg/Kg wet	1.67		62.8	30-130	3.84	50		
Phenanthrene	1.34	0.17	mg/Kg wet	1.67		80.1	40-140	0.0999	30		
Phenol	1.27	0.34	mg/Kg wet	1.67		76.1	20-130	10.7	30		
Pyrene	1.40	0.17	mg/Kg wet	1.67		83.8	40-140	1.07	30		
Pyridine	0.931	0.34	mg/Kg wet	1.67		55.8	10-140	18.7	50		†
1,2,4,5-Tetrachlorobenzene	1.29	0.34	mg/Kg wet	1.67		77.6	40-140	6.94	30		

con-test® ANALYTICAL LABORATORY
39 Spruce Street * East Longmeadow, MA 01028 * FAX 413/525-6405 * TEL. 413/525-2332

QUALITY CONTROL

Semivolatile Organic Compounds by GC/MS - Quality Control

Analyte	Result	Reporting Limit	Units	Spike Level	Source Result	%REC	%REC Limits	RPD	RPD Limit	Notes
Batch B174951 - SW-846 3546										
LCS Dup (B174951-BSD1)				Prepared: 04/20/17 Analyzed: 04/24/17						
1,2,4-Trichlorobenzene	1.20	0.34	mg/Kg wet	1.67		72.0	40-140	10.3	30	
2,4,5-Trichlorophenol	1.32	0.34	mg/Kg wet	1.67		79.0	30-130	2.75	30	
2,4,6-Trichlorophenol	1.28	0.34	mg/Kg wet	1.67		77.0	30-130	2.45	50	
Surrogate: 2-Fluorophenol	*5.34*		mg/Kg wet	6.73		79.3	30-130			
Surrogate: Phenol-d6	*5.68*		mg/Kg wet	6.67		85.2	30-130			
Surrogate: Nitrobenzene-d5	*2.77*		mg/Kg wet	3.33		83.0	30-130			
Surrogate: 2-Fluorobiphenyl	*2.81*		mg/Kg wet	3.33		84.3	30-130			
Surrogate: 2,4,6-Tribromophenol	*5.83*		mg/Kg wet	6.67		87.5	30-130			
Surrogate: p-Terphenyl-d14	*3.15*		mg/Kg wet	3.33		94.4	30-130			

con-test® ANALYTICAL LABORATORY
39 Spruce Street * East Longmeadow, MA 01028 * FAX 413/525-6405 * TEL. 413/525-2332

QUALITY CONTROL

Polychlorinated Biphenyls with 3540 Soxhlet Extraction - Quality Control

Analyte	Result	Reporting Limit	Units	Spike Level	Source Result	%REC	%REC Limits	RPD	RPD Limit	Notes
Batch B174898 - SW-846 3540C										
Blank (B174898-BLK1)				Prepared: 04/19/17 Analyzed: 04/24/17						
Aroclor-1016	ND	0.020	mg/Kg wet							
Aroclor-1016 [2C]	ND	0.020	mg/Kg wet							
Aroclor-1221	ND	0.020	mg/Kg wet							
Aroclor-1221 [2C]	ND	0.020	mg/Kg wet							
Aroclor-1232	ND	0.020	mg/Kg wet							
Aroclor-1232 [2C]	ND	0.020	mg/Kg wet							
Aroclor-1242	ND	0.020	mg/Kg wet							
Aroclor-1242 [2C]	ND	0.020	mg/Kg wet							
Aroclor-1248	ND	0.020	mg/Kg wet							
Aroclor-1248 [2C]	ND	0.020	mg/Kg wet							
Aroclor-1254	ND	0.020	mg/Kg wet							
Aroclor-1254 [2C]	ND	0.020	mg/Kg wet							
Aroclor-1260	ND	0.020	mg/Kg wet							
Aroclor-1260 [2C]	ND	0.020	mg/Kg wet							
Aroclor-1262	ND	0.020	mg/Kg wet							
Aroclor-1262 [2C]	ND	0.020	mg/Kg wet							
Aroclor-1268	ND	0.020	mg/Kg wet							
Aroclor-1268 [2C]	ND	0.020	mg/Kg wet							
Surrogate: Decachlorobiphenyl	*0.219*		mg/Kg wet	0.200		110	30-150			
Surrogate: Decachlorobiphenyl [2C]	*0.243*		mg/Kg wet	0.200		121	30-150			
Surrogate: Tetrachloro-m-xylene	*0.205*		mg/Kg wet	0.200		103	30-150			
Surrogate: Tetrachloro-m-xylene [2C]	*0.241*		mg/Kg wet	0.200		121	30-150			
LCS (B174898-BS1)				Prepared: 04/19/17 Analyzed: 04/24/17						
Aroclor-1016	0.20	0.020	mg/Kg wet	0.200		98.1	40-140			
Aroclor-1016 [2C]	0.20	0.020	mg/Kg wet	0.200		98.5	40-140			
Aroclor-1260	0.19	0.020	mg/Kg wet	0.200		95.5	40-140			
Aroclor-1260 [2C]	0.20	0.020	mg/Kg wet	0.200		100	40-140			
Surrogate: Decachlorobiphenyl	*0.210*		mg/Kg wet	0.200		105	30-150			
Surrogate: Decachlorobiphenyl [2C]	*0.235*		mg/Kg wet	0.200		117	30-150			
Surrogate: Tetrachloro-m-xylene	*0.211*		mg/Kg wet	0.200		105	30-150			
Surrogate: Tetrachloro-m-xylene [2C]	*0.235*		mg/Kg wet	0.200		117	30-150			
LCS Dup (B174898-BSD1)				Prepared: 04/19/17 Analyzed: 04/24/17						
Aroclor-1016	0.19	0.020	mg/Kg wet	0.200		94.8	40-140	3.40	30	
Aroclor-1016 [2C]	0.19	0.020	mg/Kg wet	0.200		97.5	40-140	1.07	30	
Aroclor-1260	0.18	0.020	mg/Kg wet	0.200		92.2	40-140	3.48	30	
Aroclor-1260 [2C]	0.19	0.020	mg/Kg wet	0.200		96.6	40-140	3.89	30	
Surrogate: Decachlorobiphenyl	*0.201*		mg/Kg wet	0.200		101	30-150			
Surrogate: Decachlorobiphenyl [2C]	*0.225*		mg/Kg wet	0.200		112	30-150			
Surrogate: Tetrachloro-m-xylene	*0.203*		mg/Kg wet	0.200		102	30-150			
Surrogate: Tetrachloro-m-xylene [2C]	*0.228*		mg/Kg wet	0.200		114	30-150			

con-test® ANALYTICAL LABORATORY
39 Spruce Street * East Longmeadow, MA 01028 * FAX 413/525-6405 * TEL. 413/525-2332

QUALITY CONTROL

Polychlorinated Biphenyls with 3540 Soxhlet Extraction - Quality Control

Analyte	Result	Reporting Limit	Units	Spike Level	Source Result	%REC	%REC Limits	RPD	RPD Limit	Notes
Batch B174898 - SW-846 3540C										
Matrix Spike (B174898-MS1)	**Source: 17D0857-01**			Prepared: 04/19/17 Analyzed: 04/24/17						
Aroclor-1016	0.23	0.11	mg/Kg dry	0.222	ND	104	40-140			
Aroclor-1016 [2C]	0.24	0.11	mg/Kg dry	0.222	ND	107	40-140			
Aroclor-1260	0.23	0.11	mg/Kg dry	0.222	ND	102	40-140			
Aroclor-1260 [2C]	0.23	0.11	mg/Kg dry	0.222	ND	104	40-140			
Surrogate: Decachlorobiphenyl	*0.248*		mg/Kg dry	0.222		111	30-150			
Surrogate: Decachlorobiphenyl [2C]	*0.278*		mg/Kg dry	0.222		125	30-150			
Surrogate: Tetrachloro-m-xylene	*0.244*		mg/Kg dry	0.222		110	30-150			
Surrogate: Tetrachloro-m-xylene [2C]	*0.267*		mg/Kg dry	0.222		120	30-150			
Matrix Spike Dup (B174898-MSD1)	**Source: 17D0857-01**			Prepared: 04/19/17 Analyzed: 04/24/17						
Aroclor-1016	0.22	0.11	mg/Kg dry	0.222	ND	97.4	40-140	6.90	50	
Aroclor-1016 [2C]	0.22	0.11	mg/Kg dry	0.222	ND	99.7	40-140	6.81	50	
Aroclor-1260	0.22	0.11	mg/Kg dry	0.222	ND	97.9	40-140	4.07	50	
Aroclor-1260 [2C]	0.22	0.11	mg/Kg dry	0.222	ND	100	40-140	4.42	50	
Surrogate: Decachlorobiphenyl	*0.240*		mg/Kg dry	0.222		108	30-150			
Surrogate: Decachlorobiphenyl [2C]	*0.265*		mg/Kg dry	0.222		119	30-150			
Surrogate: Tetrachloro-m-xylene	*0.224*		mg/Kg dry	0.222		101	30-150			
Surrogate: Tetrachloro-m-xylene [2C]	*0.246*		mg/Kg dry	0.222		111	30-150			

con-test® ANALYTICAL LABORATORY
39 Spruce Street * East Longmeadow, MA 01028 * FAX 413/525-6405 * TEL. 413/525-2332

QUALITY CONTROL

Petroleum Hydrocarbons Analyses - Quality Control

Analyte	Result	Reporting Limit	Units	Spike Level	Source Result	%REC	%REC Limits	RPD	RPD Limit	Notes
Batch B174952 - SW-846 3546										
Blank (B174952-BLK1)				Prepared: 04/20/17 Analyzed: 04/21/17						
CT ETPH	ND	10	mg/Kg wet							
Surrogate: o-Terphenyl	*2.31*		mg/Kg wet	3.33		69.2	50-150			
LCS (B174952-BS1)				Prepared: 04/20/17 Analyzed: 04/21/17						
CT ETPH	24.5	10	mg/Kg wet	33.3		73.4	60-120			
Surrogate: o-Terphenyl	*2.37*		mg/Kg wet	3.33		71.1	50-150			
LCS Dup (B174952-BSD1)				Prepared: 04/20/17 Analyzed: 04/21/17						
CT ETPH	23.5	10	mg/Kg wet	33.3		70.6	60-120	3.81	30	
Surrogate: o-Terphenyl	*2.29*		mg/Kg wet	3.33		68.8	50-150			

con-test® ANALYTICAL LABORATORY
39 Spruce Street * East Longmeadow, MA 01028 * FAX 413/525-6405 * TEL. 413/525-2332

QUALITY CONTROL

Conventional Chemistry Parameters by EPA/APHA/SW-846 Methods (Total) - Quality Control

Analyte	Result	Reporting Limit	Units	Spike Level	Source Result	%REC	%REC Limits	RPD	RPD Limit	Notes
Batch B174919 - % Solids										
Duplicate (B174919-DUP3)	**Source: 17D0857-01**			Prepared: 04/20/17 Analyzed: 04/21/17						
% Solids	75.5		% Wt		89.9			17.4	20	
Duplicate (B174919-DUP4)	**Source: 17D0857-02**			Prepared: 04/20/17 Analyzed: 04/21/17						
% Solids	94.5		% Wt		94.5			0.00	20	

con-test® ANALYTICAL LABORATORY
39 Spruce Street * East Longmeadow, MA 01028 * FAX 413/525-6405 * TEL. 413/525-2332

IDENTIFICATION SUMMARY FOR SINGLE COMPONENT ANALYTES

SW-846 8082A

LCS

Lab Sample ID: B174898-BS1 Date(s) Analyzed: 04/24/2017 04/24/2017

Instrument ID (1): ECD4 Instrument ID (2): ECD4

GC Column (1): ID: (mm) GC Column (2): ID: (mm)

ANALYTE	COL	RT	RT WINDOW		CONCENTRATION	%RPD
			FROM	TO		
Aroclor-1016	1	0.00	-0.03	0.03	0.20	
	2	0.00	-0.03	0.03	0.20	0.0
Aroclor-1260	1	0.00	-0.03	0.03	0.19	
	2	0.00	-0.03	0.03	0.20	5.1

con-test® ANALYTICAL LABORATORY
39 Spruce Street * East Longmeadow, MA 01028 * FAX 413/525-6405 * TEL. 413/525-2332

IDENTIFICATION SUMMARY FOR SINGLE COMPONENT ANALYTES

SW-846 8082A

LCS Dup

Lab Sample ID: B174898-BSD1 Date(s) Analyzed: 04/24/2017 04/24/2017

Instrument ID (1): ECD4 Instrument ID (2): ECD4

GC Column (1): ID: (mm) GC Column (2): ID: (mm)

ANALYTE	COL	RT	RT WINDOW		CONCENTRATION	%RPD
			FROM	TO		
Aroclor-1016	1	0.00	-0.03	0.03	0.19	
	2	0.00	-0.03	0.03	0.19	0.0
Aroclor-1260	1	0.00	-0.03	0.03	0.18	
	2	0.00	-0.03	0.03	0.19	5.4

con-test® ANALYTICAL LABORATORY
39 Spruce Street * East Longmeadow, MA 01028 * FAX 413/525-6405 * TEL. 413/525-2332

IDENTIFICATION SUMMARY FOR SINGLE COMPONENT ANALYTES

SW-846 8082A

Matrix Spike

Lab Sample ID: B174898-MS1 Date(s) Analyzed: 04/24/2017 04/24/2017

Instrument ID (1): ECD4 Instrument ID (2): ECD4

GC Column (1): ID: (mm) GC Column (2): ID: (mm)

ANALYTE	COL	RT	RT WINDOW		CONCENTRATION	%RPD
			FROM	TO		
Aroclor-1016	1	0.00	-0.03	0.03	0.23	
	2	0.00	-0.03	0.03	0.24	4.3
Aroclor-1260	1	0.00	-0.03	0.03	0.23	
	2	0.00	-0.03	0.03	0.23	0.0

con-test® ANALYTICAL LABORATORY
39 Spruce Street * East Longmeadow, MA 01028 * FAX 413/525-6405 * TEL. 413/525-2332

IDENTIFICATION SUMMARY FOR SINGLE COMPONENT ANALYTES

SW-846 8082A

Matrix Spike Dup

Lab Sample ID: B174898-MSD1 Date(s) Analyzed: 04/24/2017 04/24/2017

Instrument ID (1): ECD4 Instrument ID (2): ECD4

GC Column (1): ID: (mm) GC Column (2): ID: (mm)

ANALYTE	COL	RT	RT WINDOW		CONCENTRATION	%RPD
			FROM	TO		
Aroclor-1016	1	0.00	-0.03	0.03	0.22	
	2	0.00	-0.03	0.03	0.22	0.0
Aroclor-1260	1	0.00	-0.03	0.03	0.22	
	2	0.00	-0.03	0.03	0.22	0.0

con-test® ANALYTICAL LABORATORY
39 Spruce Street * East Longmeadow, MA 01028 * FAX 413/525-6405 * TEL. 413/525-2332

FLAG/QUALIFIER SUMMARY

*	QC result is outside of established limits.
†	Wide recovery limits established for difficult compound.
‡	Wide RPD limits established for difficult compound.
#	Data exceeded client recommended or regulatory level
ND	Not Detected
RL	Reporting Limit
DL	Method Detection Limit
MCL	Maximum Contaminant Level
	Percent recoveries and relative percent differences (RPDs) are determined by the software using values in the calculation which have not been rounded.
	No results have been blank subtracted unless specified in the case narrative section.
L-04	Laboratory fortified blank/laboratory control sample recovery and duplicate recovery are outside of control limits. Reported value for this compound is likely to be biased on the low side.
S-01	The surrogate recovery for this sample is not available due to sample dilution below the surrogate reporting limit required from high analyte concentration and/or matrix interferences.
V-05	Continuing calibration did not meet method specifications and was biased on the low side for this compound. Increased uncertainty is associated with the reported value which is likely to be biased on the low side.
V-16	Response factor is less than method specified minimum acceptable value. Reduced precision and accuracy may be associated with reported result.
V-20	Continuing calibration did not meet method specifications and was biased on the high side. Data validation is not affected since sample result was "not detected" for this compound.

con-test® ANALYTICAL LABORATORY
39 Spruce Street * East Longmeadow, MA 01028 * FAX 413/525-6405 * TEL. 413/525-2332

CERTIFICATIONS

Certified Analyses included in this Report

Analyte	Certifications
CTDEP ETPH in Soil	
CT ETPH	CT
SW-846 8082A in Soil	
Aroclor-1016	CT,NH,NY,ME,NC,VA
Aroclor-1016 [2C]	CT,NH,NY,ME,NC,VA
Aroclor-1221	CT,NH,NY,ME,NC,VA
Aroclor-1221 [2C]	CT,NH,NY,ME,NC,VA
Aroclor-1232	CT,NH,NY,ME,NC,VA
Aroclor-1232 [2C]	CT,NH,NY,ME,NC,VA
Aroclor-1242	CT,NH,NY,ME,NC,VA
Aroclor-1242 [2C]	CT,NH,NY,ME,NC,VA
Aroclor-1248	CT,NH,NY,ME,NC,VA
Aroclor-1248 [2C]	CT,NH,NY,ME,NC,VA
Aroclor-1254	CT,NH,NY,ME,NC,VA
Aroclor-1254 [2C]	CT,NH,NY,ME,NC,VA
Aroclor-1260	CT,NH,NY,ME,NC,VA
Aroclor-1260 [2C]	CT,NH,NY,ME,NC,VA
Aroclor-1262	NY,NC,VA
Aroclor-1262 [2C]	NY,NC,VA
Aroclor-1268	NY,NC,VA
Aroclor-1268 [2C]	NY,NC,VA
SW-846 8260C in Soil	
Acetone	CT,NH,NY,ME
Acrylonitrile	CT,NH,NY,ME
Benzene	CT,NH,NY,ME
Bromobenzene	NH,NY,ME
Bromodichloromethane	CT,NH,NY,ME
Bromoform	CT,NH,NY,ME
Bromomethane	CT,NH,NY,ME
2-Butanone (MEK)	CT,NH,NY,ME
n-Butylbenzene	CT,NH,NY,ME
sec-Butylbenzene	CT,NH,NY,ME
tert-Butylbenzene	CT,NH,NY,ME
Carbon Disulfide	CT,NH,NY,ME
Carbon Tetrachloride	CT,NH,NY,ME
Chlorobenzene	CT,NH,NY,ME
Chlorodibromomethane	CT,NH,NY,ME
Chloroethane	CT,NH,NY,ME
Chloroform	CT,NH,NY,ME
Chloromethane	CT,NH,NY,ME
2-Chlorotoluene	CT,NH,NY,ME
4-Chlorotoluene	CT,NH,NY,ME
Dibromomethane	NH,NY,ME
1,2-Dichlorobenzene	CT,NH,NY,ME
1,3-Dichlorobenzene	CT,NH,NY,ME
1,4-Dichlorobenzene	CT,NH,NY,ME
trans-1,4-Dichloro-2-butene	NY

con-test® ANALYTICAL LABORATORY
39 Spruce Street * East Longmeadow, MA 01028 * FAX 413/525-6405 * TEL. 413/525-2332

CERTIFICATIONS

Certified Analyses included in this Report

Analyte	Certifications
SW-846 8260C in Soil	
Dichlorodifluoromethane (Freon 12)	NY,ME
1,1-Dichloroethane	CT,NH,NY,ME
1,2-Dichloroethane	CT,NH,NY,ME
1,1-Dichloroethylene	CT,NH,NY,ME
cis-1,2-Dichloroethylene	CT,NH,NY,ME
trans-1,2-Dichloroethylene	CT,NH,NY,ME
1,2-Dichloropropane	CT,NH,NY,ME
1,3-Dichloropropane	NH,NY,ME
2,2-Dichloropropane	NH,NY,ME
1,1-Dichloropropene	NH,NY,ME
cis-1,3-Dichloropropene	CT,NH,NY,ME
trans-1,3-Dichloropropene	CT,NH,NY,ME
Ethylbenzene	CT,NH,NY,ME
Hexachlorobutadiene	NH,NY,ME
2-Hexanone (MBK)	CT,NH,NY,ME
Isopropylbenzene (Cumene)	CT,NH,NY,ME
p-Isopropyltoluene (p-Cymene)	NH,NY
Methyl tert-Butyl Ether (MTBE)	NH,NY
Methylene Chloride	CT,NH,NY,ME
4-Methyl-2-pentanone (MIBK)	CT,NH,NY
Naphthalene	NH,NY,ME
n-Propylbenzene	NH,NY
Styrene	CT,NH,NY,ME
1,1,1,2-Tetrachloroethane	CT,NH,NY,ME
1,1,2,2-Tetrachloroethane	CT,NH,NY,ME
Tetrachloroethylene	CT,NH,NY,ME
Toluene	CT,NH,NY,ME
1,2,4-Trichlorobenzene	NH,NY,ME
1,1,1-Trichloroethane	CT,NH,NY,ME
1,1,2-Trichloroethane	CT,NH,NY,ME
Trichloroethylene	CT,NH,NY,ME
Trichlorofluoromethane (Freon 11)	CT,NH,NY,ME
1,2,3-Trichloropropane	NH,NY,ME
1,2,4-Trimethylbenzene	CT,NH,NY,ME
1,3,5-Trimethylbenzene	CT,NH,NY,ME
Vinyl Chloride	CT,NH,NY,ME
m+p Xylene	CT,NH,NY,ME
o-Xylene	CT,NH,NY,ME
SW-846 8270D in Soil	
Acenaphthene	CT,NY,NH
Acenaphthylene	CT,NY,NH
Aniline	NY,NH
Anthracene	CT,NY,NH
Benzo(a)anthracene	CT,NY,NH
Benzo(a)pyrene	CT,NY,NH
Benzo(b)fluoranthene	CT,NY,NH

con-test® ANALYTICAL LABORATORY
39 Spruce Street * East Longmeadow, MA 01028 * FAX 413/525-6405 * TEL. 413/525-2332

CERTIFICATIONS

Certified Analyses included in this Report

Analyte	Certifications
SW-846 8270D in Soil	
Benzo(g,h,i)perylene	CT,NY,NH
Benzo(k)fluoranthene	CT,NY,NH
Bis(2-chloroethoxy)methane	CT,NY,NH
Bis(2-chloroethyl)ether	CT,NY,NH
Bis(2-chloroisopropyl)ether	CT,NY,NH
Bis(2-Ethylhexyl)phthalate	CT,NY,NH
4-Bromophenylphenylether	CT,NY,NH
Butylbenzylphthalate	CT,NY,NH
4-Chloroaniline	CT,NY,NH
4-Chloro-3-methylphenol	CT,NY,NH
2-Chloronaphthalene	CT,NY,NH
2-Chlorophenol	CT,NY,NH
4-Chlorophenylphenylether	CT,NY,NH
Chrysene	CT,NY,NH
Dibenz(a,h)anthracene	CT,NY,NH
Dibenzofuran	CT,NY,NH
Di-n-butylphthalate	CT,NY,NH
1,2-Dichlorobenzene	NY,NH
1,3-Dichlorobenzene	NY,NH
1,4-Dichlorobenzene	NY,NH
3,3-Dichlorobenzidine	CT,NY,NH
2,4-Dichlorophenol	CT,NY,NH
Diethylphthalate	CT,NY,NH
2,4-Dimethylphenol	CT,NY,NH
Dimethylphthalate	CT,NY,NH
4,6-Dinitro-2-methylphenol	CT,NY,NH
2,4-Dinitrophenol	CT,NY,NH
2,4-Dinitrotoluene	CT,NY,NH
2,6-Dinitrotoluene	CT,NY,NH
Di-n-octylphthalate	CT,NY,NH
Fluoranthene	CT,NY,NH
Fluorene	NY,NH
Hexachlorobenzene	CT,NY,NH
Hexachlorobutadiene	CT,NY,NH
Hexachlorocyclopentadiene	CT,NY,NH
Hexachloroethane	CT,NY,NH
Indeno(1,2,3-cd)pyrene	CT,NY,NH
Isophorone	CT,NY,NH
2-Methylnaphthalene	CT,NY,NH
2-Methylphenol	CT,NY,NH
3/4-Methylphenol	CT,NY,NH
Naphthalene	CT,NY,NH
2-Nitroaniline	CT,NY,NH
3-Nitroaniline	CT,NY,NH
4-Nitroaniline	CT,NY,NH
Nitrobenzene	CT,NY,NH
2-Nitrophenol	CT,NY,NH

con-test® ANALYTICAL LABORATORY
39 Spruce Street * East Longmeadow, MA 01028 * FAX 413/525-6405 * TEL. 413/525-2332

CERTIFICATIONS

Certified Analyses included in this Report

Analyte	Certifications
SW-846 8270D in Soil	
4-Nitrophenol	CT,NY,NH
N-Nitrosodiphenylamine	CT,NY,NH
N-Nitrosodi-n-propylamine	CT,NY,NH
Pentachloronitrobenzene	NY
Pentachlorophenol	CT,NY,NH
Phenanthrene	CT,NY,NH
Phenol	CT,NY,NH
Pyrene	CT,NY,NH
Pyridine	CT,NY,NH
1,2,4,5-Tetrachlorobenzene	NY
1,2,4-Trichlorobenzene	CT,NY,NH
2,4,5-Trichlorophenol	CT,NY,NH
2,4,6-Trichlorophenol	CT,NY,NH

The CON-TEST Environmental Laboratory operates under the following certifications and accreditations:

Code	Description	Number	Expires
AIHA	AIHA-LAP, LLC - ISO17025:2005	100033	02/1/2018
MA	Massachusetts DEP	M-MA100	06/30/2017
CT	Connecticut Department of Publilc Health	PH-0567	09/30/2017
NY	New York State Department of Health	10899 NELAP	04/1/2018
NH-S	New Hampshire Environmental Lab	2516 NELAP	02/5/2018
RI	Rhode Island Department of Health	LAO00112	12/30/2017
NC	North Carolina Div. of Water Quality	652	12/31/2017
NJ	New Jersey DEP	MA007 NELAP	06/30/2017
FL	Florida Department of Health	E871027 NELAP	06/30/2017
VT	Vermont Department of Health Lead Laboratory	LL015036	07/30/2017
ME	State of Maine	2011028	06/9/2017
VA	Commonwealth of Virginia	460217	12/14/2017
NH-P	New Hampshire Environmental Lab	2557 NELAP	09/6/2017

con-test ANALYTICAL LABORATORY

17D0857

Phone: 413-525-2332
Fax: 413-525-6405
Email: info@contestlabs.com

http://www.contestlabs.com

Doc # 381 Rev 0 5 8 2015

CHAIN OF CUSTODY RECORD

39 Spruce Street
East Longmeadow, MA 01028

Company Name:	Weston & Sampson - (for Eversource Energy)
Address:	273 Dividend Road, Rocky Hill, CT 06067
Phone:	(860) 513-1473
Project Name:	Simsbury AWC
Project Location:	Simsbury, CT
Project Number:	Bill W&S directly
Project Manager:	Jeff Willson
Con-Test Bid:	n/a
Invoice Recipient:	Jeff Willson
Sampled By:	Will Sirotnak

Requested Turnaround Time
7-Day ☐ 10-Day ☐
Other: ☑ 5-7 Bus. Days

Rush-Approval Required
1-Day ☐ 3-Day ☐
2-Day ☐ 4-Day ☐

Data Delivery
Format: PDF ☑ EXCEL ☑
Other:
Enhanced Data Package Required: ☐
Email To: yellenl@wseinc.com
Fax To #: sirotnakw@wseinc.com

Con-Test Work Order#	Client Sample ID / Description	Beginning Date/Time	Ending Date/Time	Composite	Grab	[1]Matrix Code	Conc Code	VOCs	ETPH	PCBs via Soxhlet Ext	SVOCs											# of Containers	[2] Preservation Code	[3] Container Code
								2,1	i															
								0,m	I															
								√	A															
01	B313	4/19/17	940		X	S	U	X	X	X														
02	B314		1020					X	X		X													
03	B315		1030					X	X		X													
04	B316		1210					X	X	X														
05	B317		1245						X															
06	B318		1330						X															
07	B319		1420					X	X															
08	B320		1435					X	X															
09	B321		1450					X	X															
10	B322		1500					X	X															

ANALYSIS REQUESTED

Dissolved Metals Samples
○ Field Filtered
○ Lab to Filter

Orthophosphate Samples
○ Field Filtered
○ Lab to Filter

[1] Matrix Codes:
GW = Ground Water
WW = Waste Water
DW = Drinking Water
A = Air
S = Soil/Solid
SL = Sludge
O = Other (please define)

[2] Preservation Codes:
I = Iced
H = HCL
M = Methanol
N = Nitric Acid
S = Sulfuric Acid
B = Sodium Bisulfate
X = Sodium Hydroxide
T = Sodium Thiosulfate
O = Other (please define) H2O

[3] Container Codes:
A = Amber Glass
G = Glass
P = Plastic
ST = Sterile
V = Vial
S = Summa Canister
T = Tedlar Bag
O = Other (please define)

Comments: (1) Please bill Weston & Sampson directly.

Please use the following codes to indicate possible sample concentration within the **Conc Code** column above:
H - High; M - Medium; L - Low; C - Clean; U - Unknown

Relinquished by: (signature)	Date/Time: 4/19/17
Received by: (signature) Tom Mauri	Date/Time: 4/19/17 1609
Relinquished by: (signature) Tom Mauri	Date/Time: 4/19/17 1715
Received by: (signature)	Date/Time: 4/19/17 1715
Relinquished by: (signature)	Date/Time:
Received by: (signature)	Date/Time:

Detection Limit Requirements
MA
CT CTDEEP RSRs (includes RES DEC & GA PMC)
Other:

Program Information
○ MCP Analytical Certification Form Required
● RCP Analysis Certification Form Required
○ MA State DW Form Required
PWSID # _____

NELAC and AIHA-LAP, LLC Accredited

TURNAROUND TIME (BUSINESS DAYS) STARTS AT 9:00 AM THE DAY AFTER SAMPLE RECEIPT UNLESS THERE ARE QUESTIONS ON THIS CHAIN. IF THIS FORM IS NOT FILLED OUT COMPLETELY OR IS INCORRECT, TURNAROUND TIME CANNOT START UNTIL ALL QUESTIONS HAVE BEEN ANSWERED.

PLEASE BE CAREFUL NOT TO CONTAMINATE THIS DOCUMENT

4/19/17 1715

Table of Contents

39 Spruce St.
East Longmeadow, MA. 01028
P: 413-525-2332
F: 413-525-6405
www.contestlabs.com

con-test® ANALYTICAL LABORATORY

Sample Receipt Checklist

CLIENT NAME: Weston & Sampson **RECEIVED BY:** RLF **DATE:** 4/19/17

1) **Was the chain(s) of custody relinquished and signed?** Yes X No ____ No COC Incl.

2) **Does the chain agree with the samples?** Yes X No ____
If not, explain:

3) **Are all the samples in good condition?** Yes X No ____
If not, explain:

4) **How were the samples received:**
On Ice X Direct from Sampling ____ Ambient ____ In Cooler(s) X

Were the samples received in Temperature Compliance of (2-6°C)? Yes X No ____ N/A ____

Temperature °C by Temp blank ____ # ____ Temperature °C by Temp gun 3.1°C # 7

5) **Are there Dissolved samples for the lab to filter?** Yes ____ No X
Who was notified ____ Date ____ Time ____

6) **Are there any RUSH or SHORT HOLDING TIME samples?** Yes ____ No X
Who was notified ____ Date ____ Time ____

7) **Location where samples are stored:** 

Permission to subcontract samples? Yes No
(Walk-in clients only) if not already approved
Client Signature: ____

8) **Do all samples have the proper Acid pH:** Yes ____ No ____ N/A X

9) **Do all samples have the proper Base pH:** Yes ____ No ____ N/A X

10) **Was the PC notified of any discrepancies with the CoC vs the samples:** Yes ____ N/A X

Containers received at Con-Test

	# of containers		# of containers
1 Liter Amber		16 oz amber	
500 mL Amber		8 oz amber/clear jar	12
250 mL Amber (8oz amber)		4 oz amber/clear jar	
1 Liter Plastic		2 oz amber/clear jar	
500 mL Plastic		Plastic Bag / Ziploc	
250 mL plastic		SOC Kit	
40 mL Vial - type listed below	24	Perchlorate Kit	
Colisure / bacteria bottle		Flashpoint bottle	
Dissolved Oxygen bottle		Other glass jar	
Encore		Other	

40 mL vials: # HCl ____ # Methanol 8
Bisulfate ____ # DI Water 16
Thiosulfate ____ Unpreserved ____

Time and Date Frozen: 4/19/17 1715

Doc# 277
Rev. 4 August 2013

Page 2 of 2

Login Sample Receipt Checklist

(Rejection Criteria Listing - Using Sample Acceptance Policy)

Any False statement will be brought to the attention of Client

Question	Answer (True/False) T/F/NA	Comment
1) The cooler's custody seal, if present, is intact.	NA	
2) The cooler or samples do not appear to have been compromised or tampered with.	T	
3) Samples were received on ice.	T	
4) Cooler Temperature is acceptable.	T	
5) Cooler Temperature is recorded.	T	
6) COC is filled out in ink and legible.	T	
7) COC is filled out with all pertinent information.	T	
8) Field Sampler's name present on COC.	T	
9) There are no discrepancies between the sample IDs on the container and the COC.	T	
10) Samples are received within Holding Time.	T	
11) Sample containers have legible labels.	T	
12) Containers are not broken or leaking.	T	
13) Air Cassettes are not broken/open.	NA	
14) Sample collection date/times are provided.	T	
15) Appropriate sample containers are used.	T	
16) Proper collection media used.	T	
17) No headspace sample bottles are completely filled.	NA	
18) There is sufficient volume for all requsted analyses, including any requested MS/MSDs.	T	
19) Trip blanks provided if applicable.	NA	
20) VOA sample vials do not have head space or bubble is <6mm (1/4") in diameter.	NA	
21) Samples do not require splitting or compositing.	T	

Who notified of False statements? **Date/Time:**

Doc #277 Rev. 4 August 2013 **Log-In Technician Initials:** **Date/Time:**

RLF 4/19/17 1715

D:\HPCHEM\1\DATA\A042417\A0424024.D

CT ETPH DISCRIMINATION CHECK

Date Acquired	4/24/17
Data File Name	A0424024.D
Sample Name	ETPH 1500
Instrument Name	5890DFID

Compound	Ret Time	Target Response	Average Response	*%D +/- 20
c - 9	1.17	423955	424602	0
c - 10	1.52	422388	424602	-1
c - 12	2.26	420055	424602	-1
c - 14	2.94	412046	424602	-3
c - 16	3.54	414554	424602	-2
c - 18	4.15	414898	424602	-2
o-Terphenyl	4.43	451484	424602	
c - 20	4.76	430465	424602	1
c - 22	5.28	435168	424602	2
c - 24	5.72	420039	424602	-1
c - 26	6.12	452398	424602	7
c - 28	6.48	448619	424602	6
c - 30	6.81	452653	424602	7
c - 32	7.12	426108	424602	0
c - 34	7.42	408356	424602	-4
c - 36	7.72	387334	424602	-9

* One compound allowed %D </= 50%

Samples

17D0857-01
17D0857-02
17D0857-03
17D0857-04
17D0857-07
17D0849-03
17D0849-11
17D0857-10
17D0857-05
17D0857-06
17D0857-08@5X
17D0850-24@5X

D:\HPCHEM\1\DATA\A042517.SEC\A0425025.D

CT ETPH DISCRIMINATION CHECK

Date Acquired	4/25/17
Data File Name	A0425025.D
Sample Name	ETPH 1500
Instrument Name	5890DFID

Compound	Ret Time	Target Response	Average Response	*%D +/- 20
c - 9	1.21	505648	521084	-3
c - 10	1.56	511578	521084	-2
c - 12	2.29	526444	521084	1
c - 14	2.96	531238	521084	2
c - 16	3.56	536814	521084	3
c - 18	4.16	525912	521084	1
o-Terphenyl	4.45	577097	521084	
c - 20	4.77	531802	521084	2
c - 22	5.28	534276	521084	3
c - 24	5.72	497939	521084	-4
c - 26	6.12	525726	521084	1
c - 28	6.47	523521	521084	0
c - 30	6.81	524650	521084	1
c - 32	7.12	514064	521084	-1
c - 34	7.41	514701	521084	-1
c - 36	7.71	511950	521084	-2

* One compound allowed %D </= 50%

Samples

17D0857-09@25X
17D0850-09@20X
17D0850-19@20X
17D0850-20@20X
17D0850-21@20X
17D0850-22@25X

REASONABLE CONFIDENCE PROTOCOL
LABORATORY ANALYSIS QA/QC CERTIFICATION FORM

Laboratory Name: Con-Test Analytical Laboratory

Client: Weston & Sampson

Project Location: Simsbury, CT

Project Number: 17D0857

Laboratory Sample ID(s):
17D0857-01 thru 17D0857-10

Sample Date(s):
04/19/2017

List RCP Methods Used:
CTDEP ETPH, SW-846 8082A, SW-846 8260C, SW-846 8270D

1	For each analytical method referenced in this laboratory report package, were all specified QA/QC performance criteria followed, including the requirement to explain any criteria falling outside of acceptable guidelines, as specified in the CTDEP method-specific Reasonable Confidence Protocol documents?	☑ Yes ☐ No
1A	Were the method specified preservation and holding time requirements met?	☑ Yes ☐ No
1B	VPH and EPH Methods only: Was the VPH and EPH method conducted without significant modifications (see Section 11.3 of respective RCP methods)?	☐ Yes ☐ No ☑ N/A
2	Were all samples received by the laboratory in a condition consistent with that described on the associated chain-of-custody document(s)?	☑ Yes ☐ No
3	Were samples received at an appropriate temperature (< 6 degrees C.)?	☑ Yes ☐ No ☐ N/A
4	Were all QA/QC performance criteria specified in the CTDEP Reasonable Confidence Protocol documents achieved?	☐ Yes ☑ No
5A	Were reporting limits specified or referenced on the chain-of-custody?	☑ Yes ☐ No
5B	Were these reporting limits met?	☑ Yes ☐ No
6	For each analytical method referenced in this laboratory report package, were results reported for all constituents identified in the method-specific analyte lists presented in the Reasonable Confidence Protocol documents?	☐ Yes ☑ No
7	Are project-specific matrix spikes and laboratory duplicates included in this data set?	☐ Yes ☑ No

Notes: For all questions to which the response was "No" (with the exception of question #7), additional information must be provided in an attached narrative. If the answer to question #1, #1A, or #1B is "No", the data package does not meet the requirements for "Reasonable Confidence."
This form may not be altered and all questions must be answered.

I, the undersigned, attest under the pains and penalties of perjury that, to the best of my knowledge and belief and based upon my personal inquiry of those responsible for providing the information contained in this analytical report, such information is accurate and complete.

Authorized Signature: Lisa Worthington **Position:** Project Manager

Printed Name: Lisa A. Worthington **Date:** 04/26/17

Name of Laboratory: Con-Test Analytical Laboratory

This certification form is to be used for RCP methods only.

con-test® ANALYTICAL LABORATORY
39 Spruce Street * East Longmeadow, MA 01028 * FAX 413/525-6405 * TEL. 413/525-2332

April 27, 2017

Jeff Willson
Weston & Sampson
273 Dividend Road
Rocky Hill, CT 06067

Project Location: Simsbury, CT
Client Job Number:
Project Number: [none]
Laboratory Work Order Number: 17D0940

Enclosed are results of analyses for samples received by the laboratory on April 20, 2017. If you have any questions concerning this report, please feel free to contact me.

Sincerely,



James M. Georgantas
Project Manager

Table of Contents

Sample Summary 4
Case Narrative 6
Sample Results 8
17D0940-01 8
17D0940-02 12
17D0940-03 16
17D0940-04 22
17D0940-05 28
17D0940-06 34
17D0940-07 40
17D0940-08 46
17D0940-09 52
17D0940-10 57
17D0940-11 62
Sample Preparation Information 68
QC Data 70
Volatile Organic Compounds by GC/MS 70
B175039 70
Polychlorinated Biphenyls with 3540 Soxhlet Extraction 73
B175036 73
Petroleum Hydrocarbons Analyses 75
B175012 75
B175338 75
Metals Analyses (Total) 76
B175018 76

Table of Contents (continued)

B175027 76

Conventional Chemistry Parameters by EPA/APHA/SW-846 Methods (Total) 77

B175049 77

Dual Column RPD Report 78

Flag/Qualifier Summary 82

Certifications 83

Chain of Custody/Sample Receipt 86

con-test® ANALYTICAL LABORATORY
39 Spruce Street * East Longmeadow, MA 01028 * FAX 413/525-6405 * TEL. 413/525-2332

Weston & Sampson
273 Dividend Road
Rocky Hill, CT 06067
ATTN: Jeff Willson

REPORT DATE: 4/27/2017

PURCHASE ORDER NUMBER:

PROJECT NUMBER: [none]

ANALYTICAL SUMMARY

WORK ORDER NUMBER: 17D0940

The results of analyses performed on the following samples submitted to the CON-TEST Analytical Laboratory are found in this report.

PROJECT LOCATION: Simsbury, CT

FIELD SAMPLE #	LAB ID:	MATRIX	SAMPLE DESCRIPTION	TEST	SUB LAB
B323	17D0940-01	Soil		CTDEP ETPH	
				SM 2540G	
				SW-846 8260C	
B324	17D0940-02	Soil		CTDEP ETPH	
				SM 2540G	
				SW-846 8260C	
B325	17D0940-03	Soil		CTDEP ETPH	
				SM 2540G	
				SW-846 6010C-D	
				SW-846 7471B	
				SW-846 8082A	
				SW-846 8260C	
B326	17D0940-04	Soil		CTDEP ETPH	
				SM 2540G	
				SW-846 6010C-D	
				SW-846 7471B	
				SW-846 8082A	
				SW-846 8260C	
B327	17D0940-05	Soil		CTDEP ETPH	
				SM 2540G	
				SW-846 6010C-D	
				SW-846 7471B	
				SW-846 8082A	
				SW-846 8260C	
B328	17D0940-06	Soil		CTDEP ETPH	
				SM 2540G	
				SW-846 6010C-D	
				SW-846 7471B	
				SW-846 8082A	
				SW-846 8260C	
B329	17D0940-07	Soil		CTDEP ETPH	
				SM 2540G	
				SW-846 6010C-D	
				SW-846 7471B	
				SW-846 8082A	
				SW-846 8260C	

con-test® ANALYTICAL LABORATORY
39 Spruce Street * East Longmeadow, MA 01028 * FAX 413/525-6405 * TEL. 413/525-2332

Weston & Sampson
273 Dividend Road
Rocky Hill, CT 06067
ATTN: Jeff Willson

REPORT DATE: 4/27/2017

PURCHASE ORDER NUMBER:

PROJECT NUMBER: [none]

ANALYTICAL SUMMARY

WORK ORDER NUMBER: 17D0940

The results of analyses performed on the following samples submitted to the CON-TEST Analytical Laboratory are found in this report.

PROJECT LOCATION: Simsbury, CT

FIELD SAMPLE #	LAB ID:	MATRIX	SAMPLE DESCRIPTION	TEST	SUB LAB
B330	17D0940-08	Soil		CTDEP ETPH	
				SM 2540G	
				SW-846 6010C-D	
				SW-846 7471B	
				SW-846 8082A	
				SW-846 8260C	
B331	17D0940-09	Soil		CTDEP ETPH	
				SM 2540G	
				SW-846 8082A	
				SW-846 8260C	
B332	17D0940-10	Soil		CTDEP ETPH	
				SM 2540G	
				SW-846 8082A	
				SW-846 8260C	
Dup-2	17D0940-11	Soil		CTDEP ETPH	
				SM 2540G	
				SW-846 6010C-D	
				SW-846 7471B	
				SW-846 8082A	
				SW-846 8260C	

con-test® ANALYTICAL LABORATORY
39 Spruce Street * East Longmeadow, MA 01028 * FAX 413/525-6405 * TEL. 413/525-2332

CASE NARRATIVE SUMMARY

All reported results are within defined laboratory quality control objectives unless listed below or otherwise qualified in this report.

For method 6010, only RCRA 8 metals were requested and reported.

CTDEP ETPH

Qualifications:

R-06

Matrix spike duplicate RPD is outside of control limits. Reduced precision is anticipated for reported result for this compound in this sample.

Analyte & Samples(s) Qualified:

CT ETPH
17D0940-01[B323], B175012-MS1, B175012-MSD1

S-01

The surrogate recovery for this sample is not available due to sample dilution below the surrogate reporting limit required from high analyte concentration and/or matrix interferences.

Analyte & Samples(s) Qualified:

o-Terphenyl
17D0940-02[B324], 17D0940-05[B327], 17D0940-06[B328], 17D0940-08[B330]

Z-01

Matrix spike and spike duplicate recovery is outside of control limits. Analysis is in control based on laboratory fortified blank recovery.

Analyte & Samples(s) Qualified:

CT ETPH
17D0940-01[B323], B175012-MS1, B175012-MSD1

SW-846 8260C

Qualifications:

V-16

Response factor is less than method specified minimum acceptable value. Reduced precision and accuracy may be associated with reported result.

Analyte & Samples(s) Qualified:

Tetrahydrofuran
17D0940-01[B323], 17D0940-02[B324], 17D0940-03[B325], 17D0940-04[B326], 17D0940-05[B327], 17D0940-06[B328], 17D0940-07[B329], 17D0940-08[B330], 17D0940-09[B331], 17D0940-10[B332], 17D0940-11[Dup-2], B175039-BLK1, B175039-BS1

V-20

Continuing calibration did not meet method specifications and was biased on the high side. Data validation is not affected since sample result was "not detected" for this compound.

Analyte & Samples(s) Qualified:

Acetone
B175039-BS1

39 Spruce Street * East Longmeadow, MA 01028 * FAX 413/525-6405 * TEL. 413/525-2332

SW-846 6010C/D SW-846 6020A/B

For NC, Metals methods SW-846 6010D and SW-846 6020B are followed, and for all other states methods SW-846 6010C and SW-846 6020A are followed.

The results of analyses reported only relate to samples submitted to the Con-Test Analytical Laboratory for testing.
I certify that the analyses listed above, unless specifically listed as subcontracted, if any, were performed under my direction according to the approved methodologies listed in this document, and that based upon my inquiry of those individuals immediately responsible for obtaining the information, the material contained in this report is, to the best of my knowledge and belief, accurate and complete.

Lisa A. Worthington
Project Manager

con-test® ANALYTICAL LABORATORY
39 Spruce Street * East Longmeadow, MA 01028 * FAX 413/525-6405 * TEL. 413/525-2332

Project Location: Simsbury, CT | Sample Description: | Work Order: 17D0940

Date Received: 4/20/2017

Field Sample #: B323 | Sampled: 4/20/2017 09:20

Sample ID: 17D0940-01

Sample Matrix: Soil

Volatile Organic Compounds by GC/MS

Analyte	Results	RL	Units	Dilution	Flag/Qual	Method	Date Prepared	Date/Time Analyzed	Analyst
Acetone	ND	0.078	mg/Kg dry	1		SW-846 8260C	4/21/17	4/21/17 8:16	MFF
Acrylonitrile	ND	0.0047	mg/Kg dry	1		SW-846 8260C	4/21/17	4/21/17 8:16	MFF
Benzene	ND	0.0016	mg/Kg dry	1		SW-846 8260C	4/21/17	4/21/17 8:16	MFF
Bromobenzene	ND	0.0016	mg/Kg dry	1		SW-846 8260C	4/21/17	4/21/17 8:16	MFF
Bromodichloromethane	ND	0.0016	mg/Kg dry	1		SW-846 8260C	4/21/17	4/21/17 8:16	MFF
Bromoform	ND	0.0016	mg/Kg dry	1		SW-846 8260C	4/21/17	4/21/17 8:16	MFF
Bromomethane	ND	0.0078	mg/Kg dry	1		SW-846 8260C	4/21/17	4/21/17 8:16	MFF
2-Butanone (MEK)	ND	0.031	mg/Kg dry	1		SW-846 8260C	4/21/17	4/21/17 8:16	MFF
n-Butylbenzene	ND	0.0016	mg/Kg dry	1		SW-846 8260C	4/21/17	4/21/17 8:16	MFF
sec-Butylbenzene	ND	0.0016	mg/Kg dry	1		SW-846 8260C	4/21/17	4/21/17 8:16	MFF
tert-Butylbenzene	ND	0.0016	mg/Kg dry	1		SW-846 8260C	4/21/17	4/21/17 8:16	MFF
Carbon Disulfide	ND	0.0047	mg/Kg dry	1		SW-846 8260C	4/21/17	4/21/17 8:16	MFF
Carbon Tetrachloride	ND	0.0016	mg/Kg dry	1		SW-846 8260C	4/21/17	4/21/17 8:16	MFF
Chlorobenzene	ND	0.0016	mg/Kg dry	1		SW-846 8260C	4/21/17	4/21/17 8:16	MFF
Chlorodibromomethane	ND	0.00078	mg/Kg dry	1		SW-846 8260C	4/21/17	4/21/17 8:16	MFF
Chloroethane	ND	0.016	mg/Kg dry	1		SW-846 8260C	4/21/17	4/21/17 8:16	MFF
Chloroform	ND	0.0031	mg/Kg dry	1		SW-846 8260C	4/21/17	4/21/17 8:16	MFF
Chloromethane	ND	0.0078	mg/Kg dry	1		SW-846 8260C	4/21/17	4/21/17 8:16	MFF
2-Chlorotoluene	ND	0.0016	mg/Kg dry	1		SW-846 8260C	4/21/17	4/21/17 8:16	MFF
4-Chlorotoluene	ND	0.0016	mg/Kg dry	1		SW-846 8260C	4/21/17	4/21/17 8:16	MFF
1,2-Dibromo-3-chloropropane (DBCP)	ND	0.0016	mg/Kg dry	1		SW-846 8260C	4/21/17	4/21/17 8:16	MFF
1,2-Dibromoethane (EDB)	ND	0.00078	mg/Kg dry	1		SW-846 8260C	4/21/17	4/21/17 8:16	MFF
Dibromomethane	ND	0.0016	mg/Kg dry	1		SW-846 8260C	4/21/17	4/21/17 8:16	MFF
1,2-Dichlorobenzene	ND	0.0016	mg/Kg dry	1		SW-846 8260C	4/21/17	4/21/17 8:16	MFF
1,3-Dichlorobenzene	ND	0.0016	mg/Kg dry	1		SW-846 8260C	4/21/17	4/21/17 8:16	MFF
1,4-Dichlorobenzene	ND	0.0016	mg/Kg dry	1		SW-846 8260C	4/21/17	4/21/17 8:16	MFF
trans-1,4-Dichloro-2-butene	ND	0.0031	mg/Kg dry	1		SW-846 8260C	4/21/17	4/21/17 8:16	MFF
Dichlorodifluoromethane (Freon 12)	ND	0.016	mg/Kg dry	1		SW-846 8260C	4/21/17	4/21/17 8:16	MFF
1,1-Dichloroethane	ND	0.0016	mg/Kg dry	1		SW-846 8260C	4/21/17	4/21/17 8:16	MFF
1,2-Dichloroethane	ND	0.0016	mg/Kg dry	1		SW-846 8260C	4/21/17	4/21/17 8:16	MFF
1,1-Dichloroethylene	ND	0.0031	mg/Kg dry	1		SW-846 8260C	4/21/17	4/21/17 8:16	MFF
cis-1,2-Dichloroethylene	ND	0.0016	mg/Kg dry	1		SW-846 8260C	4/21/17	4/21/17 8:16	MFF
trans-1,2-Dichloroethylene	ND	0.0016	mg/Kg dry	1		SW-846 8260C	4/21/17	4/21/17 8:16	MFF
1,2-Dichloropropane	ND	0.0016	mg/Kg dry	1		SW-846 8260C	4/21/17	4/21/17 8:16	MFF
1,3-Dichloropropane	ND	0.00078	mg/Kg dry	1		SW-846 8260C	4/21/17	4/21/17 8:16	MFF
2,2-Dichloropropane	ND	0.0016	mg/Kg dry	1		SW-846 8260C	4/21/17	4/21/17 8:16	MFF
1,1-Dichloropropene	ND	0.0016	mg/Kg dry	1		SW-846 8260C	4/21/17	4/21/17 8:16	MFF
cis-1,3-Dichloropropene	ND	0.00078	mg/Kg dry	1		SW-846 8260C	4/21/17	4/21/17 8:16	MFF
trans-1,3-Dichloropropene	ND	0.00078	mg/Kg dry	1		SW-846 8260C	4/21/17	4/21/17 8:16	MFF
Ethylbenzene	ND	0.0016	mg/Kg dry	1		SW-846 8260C	4/21/17	4/21/17 8:16	MFF
Hexachlorobutadiene	ND	0.0016	mg/Kg dry	1		SW-846 8260C	4/21/17	4/21/17 8:16	MFF
2-Hexanone (MBK)	ND	0.016	mg/Kg dry	1		SW-846 8260C	4/21/17	4/21/17 8:16	MFF
Isopropylbenzene (Cumene)	ND	0.0016	mg/Kg dry	1		SW-846 8260C	4/21/17	4/21/17 8:16	MFF
p-Isopropyltoluene (p-Cymene)	ND	0.0016	mg/Kg dry	1		SW-846 8260C	4/21/17	4/21/17 8:16	MFF

con-test® ANALYTICAL LABORATORY
39 Spruce Street * East Longmeadow, MA 01028 * FAX 413/525-6405 * TEL. 413/525-2332

Project Location: Simsbury, CT | Sample Description: | Work Order: 17D0940

Date Received: 4/20/2017

Field Sample #: B323 | Sampled: 4/20/2017 09:20

Sample ID: 17D0940-01

Sample Matrix: Soil

Volatile Organic Compounds by GC/MS

Analyte	Results	RL	Units	Dilution	Flag/Qual	Method	Date Prepared	Date/Time Analyzed	Analyst
Methyl tert-Butyl Ether (MTBE)	ND	0.0031	mg/Kg dry	1		SW-846 8260C	4/21/17	4/21/17 8:16	MFF
Methylene Chloride	ND	0.016	mg/Kg dry	1		SW-846 8260C	4/21/17	4/21/17 8:16	MFF
4-Methyl-2-pentanone (MIBK)	ND	0.016	mg/Kg dry	1		SW-846 8260C	4/21/17	4/21/17 8:16	MFF
Naphthalene	ND	0.0031	mg/Kg dry	1		SW-846 8260C	4/21/17	4/21/17 8:16	MFF
n-Propylbenzene	ND	0.0016	mg/Kg dry	1		SW-846 8260C	4/21/17	4/21/17 8:16	MFF
Styrene	ND	0.0016	mg/Kg dry	1		SW-846 8260C	4/21/17	4/21/17 8:16	MFF
1,1,1,2-Tetrachloroethane	ND	0.0016	mg/Kg dry	1		SW-846 8260C	4/21/17	4/21/17 8:16	MFF
1,1,2,2-Tetrachloroethane	ND	0.0031	mg/Kg dry	1		SW-846 8260C	4/21/17	4/21/17 8:16	MFF
Tetrachloroethylene	ND	0.0016	mg/Kg dry	1		SW-846 8260C	4/21/17	4/21/17 8:16	MFF
Tetrahydrofuran	ND	0.0078	mg/Kg dry	1	V-16	SW-846 8260C	4/21/17	4/21/17 8:16	MFF
Toluene	ND	0.0016	mg/Kg dry	1		SW-846 8260C	4/21/17	4/21/17 8:16	MFF
1,2,3-Trichlorobenzene	ND	0.0016	mg/Kg dry	1		SW-846 8260C	4/21/17	4/21/17 8:16	MFF
1,2,4-Trichlorobenzene	ND	0.0016	mg/Kg dry	1		SW-846 8260C	4/21/17	4/21/17 8:16	MFF
1,1,1-Trichloroethane	ND	0.0016	mg/Kg dry	1		SW-846 8260C	4/21/17	4/21/17 8:16	MFF
1,1,2-Trichloroethane	ND	0.0016	mg/Kg dry	1		SW-846 8260C	4/21/17	4/21/17 8:16	MFF
Trichloroethylene	ND	0.0016	mg/Kg dry	1		SW-846 8260C	4/21/17	4/21/17 8:16	MFF
Trichlorofluoromethane (Freon 11)	ND	0.0078	mg/Kg dry	1		SW-846 8260C	4/21/17	4/21/17 8:16	MFF
1,2,3-Trichloropropane	ND	0.0016	mg/Kg dry	1		SW-846 8260C	4/21/17	4/21/17 8:16	MFF
1,1,2-Trichloro-1,2,2-trifluoroethane (Freon 113)	ND	0.0078	mg/Kg dry	1		SW-846 8260C	4/21/17	4/21/17 8:16	MFF
1,2,4-Trimethylbenzene	ND	0.0016	mg/Kg dry	1		SW-846 8260C	4/21/17	4/21/17 8:16	MFF
1,3,5-Trimethylbenzene	ND	0.0016	mg/Kg dry	1		SW-846 8260C	4/21/17	4/21/17 8:16	MFF
Vinyl Chloride	ND	0.0078	mg/Kg dry	1		SW-846 8260C	4/21/17	4/21/17 8:16	MFF
m+p Xylene	ND	0.0031	mg/Kg dry	1		SW-846 8260C	4/21/17	4/21/17 8:16	MFF
o-Xylene	ND	0.0016	mg/Kg dry	1		SW-846 8260C	4/21/17	4/21/17 8:16	MFF

Surrogates	% Recovery	Recovery Limits	Flag/Qual	
1,2-Dichloroethane-d4	102	70-130		4/21/17 8:16
Toluene-d8	106	70-130		4/21/17 8:16
4-Bromofluorobenzene	106	70-130		4/21/17 8:16

con-test® ANALYTICAL LABORATORY
39 Spruce Street * East Longmeadow, MA 01028 * FAX 413/525-6405 * TEL. 413/525-2332

Project Location: Simsbury, CT
Sample Description:
Work Order: 17D0940
Date Received: 4/20/2017
Field Sample #: B323
Sampled: 4/20/2017 09:20
Sample ID: 17D0940-01
Sample Matrix: Soil

Petroleum Hydrocarbons Analyses

Analyte	Results	RL	Units	Dilution	Flag/Qual	Method	Date Prepared	Date/Time Analyzed	Analyst
CT ETPH	150	51	mg/Kg dry	5	R-06, Z-01	CTDEP ETPH	4/21/17	4/26/17 19:54	PJG

Surrogates	% Recovery	Recovery Limits	Flag/Qual				
o-Terphenyl	59.3	50-150				4/26/17 19:54	

con-test® ANALYTICAL LABORATORY
39 Spruce Street * East Longmeadow, MA 01028 * FAX 413/525-6405 * TEL. 413/525-2332

Project Location: Simsbury, CT
Sample Description:
Work Order: 17D0940
Date Received: 4/20/2017
Field Sample #: B323
Sampled: 4/20/2017 09:20
Sample ID: 17D0940-01
Sample Matrix: Soil

Conventional Chemistry Parameters by EPA/APHA/SW-846 Methods (Total)

Analyte	Results	RL	Units	Dilution	Flag/Qual	Method	Date Prepared	Date/Time Analyzed	Analyst
% Solids	97.1		% Wt	1		SM 2540G	4/21/17	4/24/17 8:38	WAL

con-test® ANALYTICAL LABORATORY
39 Spruce Street * East Longmeadow, MA 01028 * FAX 413/525-6405 * TEL. 413/525-2332

Project Location: Simsbury, CT | Sample Description: | Work Order: 17D0940

Date Received: 4/20/2017

Field Sample #: B324 | Sampled: 4/20/2017 09:35

Sample ID: 17D0940-02

Sample Matrix: Soil

Volatile Organic Compounds by GC/MS

Analyte	Results	RL	Units	Dilution	Flag/Qual	Method	Date Prepared	Date/Time Analyzed	Analyst
Acetone	ND	0.084	mg/Kg dry	1		SW-846 8260C	4/21/17	4/21/17 8:44	MFF
Acrylonitrile	ND	0.0051	mg/Kg dry	1		SW-846 8260C	4/21/17	4/21/17 8:44	MFF
Benzene	ND	0.0017	mg/Kg dry	1		SW-846 8260C	4/21/17	4/21/17 8:44	MFF
Bromobenzene	ND	0.0017	mg/Kg dry	1		SW-846 8260C	4/21/17	4/21/17 8:44	MFF
Bromodichloromethane	ND	0.0017	mg/Kg dry	1		SW-846 8260C	4/21/17	4/21/17 8:44	MFF
Bromoform	ND	0.0017	mg/Kg dry	1		SW-846 8260C	4/21/17	4/21/17 8:44	MFF
Bromomethane	ND	0.0084	mg/Kg dry	1		SW-846 8260C	4/21/17	4/21/17 8:44	MFF
2-Butanone (MEK)	ND	0.034	mg/Kg dry	1		SW-846 8260C	4/21/17	4/21/17 8:44	MFF
n-Butylbenzene	ND	0.0017	mg/Kg dry	1		SW-846 8260C	4/21/17	4/21/17 8:44	MFF
sec-Butylbenzene	ND	0.0017	mg/Kg dry	1		SW-846 8260C	4/21/17	4/21/17 8:44	MFF
tert-Butylbenzene	ND	0.0017	mg/Kg dry	1		SW-846 8260C	4/21/17	4/21/17 8:44	MFF
Carbon Disulfide	ND	0.0051	mg/Kg dry	1		SW-846 8260C	4/21/17	4/21/17 8:44	MFF
Carbon Tetrachloride	ND	0.0017	mg/Kg dry	1		SW-846 8260C	4/21/17	4/21/17 8:44	MFF
Chlorobenzene	ND	0.0017	mg/Kg dry	1		SW-846 8260C	4/21/17	4/21/17 8:44	MFF
Chlorodibromomethane	ND	0.00084	mg/Kg dry	1		SW-846 8260C	4/21/17	4/21/17 8:44	MFF
Chloroethane	ND	0.017	mg/Kg dry	1		SW-846 8260C	4/21/17	4/21/17 8:44	MFF
Chloroform	ND	0.0034	mg/Kg dry	1		SW-846 8260C	4/21/17	4/21/17 8:44	MFF
Chloromethane	ND	0.0084	mg/Kg dry	1		SW-846 8260C	4/21/17	4/21/17 8:44	MFF
2-Chlorotoluene	ND	0.0017	mg/Kg dry	1		SW-846 8260C	4/21/17	4/21/17 8:44	MFF
4-Chlorotoluene	ND	0.0017	mg/Kg dry	1		SW-846 8260C	4/21/17	4/21/17 8:44	MFF
1,2-Dibromo-3-chloropropane (DBCP)	ND	0.0017	mg/Kg dry	1		SW-846 8260C	4/21/17	4/21/17 8:44	MFF
1,2-Dibromoethane (EDB)	ND	0.00084	mg/Kg dry	1		SW-846 8260C	4/21/17	4/21/17 8:44	MFF
Dibromomethane	ND	0.0017	mg/Kg dry	1		SW-846 8260C	4/21/17	4/21/17 8:44	MFF
1,2-Dichlorobenzene	ND	0.0017	mg/Kg dry	1		SW-846 8260C	4/21/17	4/21/17 8:44	MFF
1,3-Dichlorobenzene	ND	0.0017	mg/Kg dry	1		SW-846 8260C	4/21/17	4/21/17 8:44	MFF
1,4-Dichlorobenzene	ND	0.0017	mg/Kg dry	1		SW-846 8260C	4/21/17	4/21/17 8:44	MFF
trans-1,4-Dichloro-2-butene	ND	0.0034	mg/Kg dry	1		SW-846 8260C	4/21/17	4/21/17 8:44	MFF
Dichlorodifluoromethane (Freon 12)	ND	0.017	mg/Kg dry	1		SW-846 8260C	4/21/17	4/21/17 8:44	MFF
1,1-Dichloroethane	ND	0.0017	mg/Kg dry	1		SW-846 8260C	4/21/17	4/21/17 8:44	MFF
1,2-Dichloroethane	ND	0.0017	mg/Kg dry	1		SW-846 8260C	4/21/17	4/21/17 8:44	MFF
1,1-Dichloroethylene	ND	0.0034	mg/Kg dry	1		SW-846 8260C	4/21/17	4/21/17 8:44	MFF
cis-1,2-Dichloroethylene	ND	0.0017	mg/Kg dry	1		SW-846 8260C	4/21/17	4/21/17 8:44	MFF
trans-1,2-Dichloroethylene	ND	0.0017	mg/Kg dry	1		SW-846 8260C	4/21/17	4/21/17 8:44	MFF
1,2-Dichloropropane	ND	0.0017	mg/Kg dry	1		SW-846 8260C	4/21/17	4/21/17 8:44	MFF
1,3-Dichloropropane	ND	0.00084	mg/Kg dry	1		SW-846 8260C	4/21/17	4/21/17 8:44	MFF
2,2-Dichloropropane	ND	0.0017	mg/Kg dry	1		SW-846 8260C	4/21/17	4/21/17 8:44	MFF
1,1-Dichloropropene	ND	0.0017	mg/Kg dry	1		SW-846 8260C	4/21/17	4/21/17 8:44	MFF
cis-1,3-Dichloropropene	ND	0.00084	mg/Kg dry	1		SW-846 8260C	4/21/17	4/21/17 8:44	MFF
trans-1,3-Dichloropropene	ND	0.00084	mg/Kg dry	1		SW-846 8260C	4/21/17	4/21/17 8:44	MFF
Ethylbenzene	ND	0.0017	mg/Kg dry	1		SW-846 8260C	4/21/17	4/21/17 8:44	MFF
Hexachlorobutadiene	ND	0.0017	mg/Kg dry	1		SW-846 8260C	4/21/17	4/21/17 8:44	MFF
2-Hexanone (MBK)	ND	0.017	mg/Kg dry	1		SW-846 8260C	4/21/17	4/21/17 8:44	MFF
Isopropylbenzene (Cumene)	ND	0.0017	mg/Kg dry	1		SW-846 8260C	4/21/17	4/21/17 8:44	MFF
p-Isopropyltoluene (p-Cymene)	ND	0.0017	mg/Kg dry	1		SW-846 8260C	4/21/17	4/21/17 8:44	MFF

con-test® ANALYTICAL LABORATORY
39 Spruce Street * East Longmeadow, MA 01028 * FAX 413/525-6405 * TEL. 413/525-2332

Project Location: Simsbury, CT | Sample Description: | Work Order: 17D0940

Date Received: 4/20/2017

Field Sample #: B324 | Sampled: 4/20/2017 09:35

Sample ID: 17D0940-02

Sample Matrix: Soil

Volatile Organic Compounds by GC/MS

Analyte	Results	RL	Units	Dilution	Flag/Qual	Method	Date Prepared	Date/Time Analyzed	Analyst
Methyl tert-Butyl Ether (MTBE)	ND	0.0034	mg/Kg dry	1		SW-846 8260C	4/21/17	4/21/17 8:44	MFF
Methylene Chloride	ND	0.017	mg/Kg dry	1		SW-846 8260C	4/21/17	4/21/17 8:44	MFF
4-Methyl-2-pentanone (MIBK)	ND	0.017	mg/Kg dry	1		SW-846 8260C	4/21/17	4/21/17 8:44	MFF
Naphthalene	ND	0.0034	mg/Kg dry	1		SW-846 8260C	4/21/17	4/21/17 8:44	MFF
n-Propylbenzene	ND	0.0017	mg/Kg dry	1		SW-846 8260C	4/21/17	4/21/17 8:44	MFF
Styrene	ND	0.0017	mg/Kg dry	1		SW-846 8260C	4/21/17	4/21/17 8:44	MFF
1,1,1,2-Tetrachloroethane	ND	0.0017	mg/Kg dry	1		SW-846 8260C	4/21/17	4/21/17 8:44	MFF
1,1,2,2-Tetrachloroethane	ND	0.0034	mg/Kg dry	1		SW-846 8260C	4/21/17	4/21/17 8:44	MFF
Tetrachloroethylene	ND	0.0017	mg/Kg dry	1		SW-846 8260C	4/21/17	4/21/17 8:44	MFF
Tetrahydrofuran	ND	0.0084	mg/Kg dry	1	V-16	SW-846 8260C	4/21/17	4/21/17 8:44	MFF
Toluene	ND	0.0017	mg/Kg dry	1		SW-846 8260C	4/21/17	4/21/17 8:44	MFF
1,2,3-Trichlorobenzene	ND	0.0017	mg/Kg dry	1		SW-846 8260C	4/21/17	4/21/17 8:44	MFF
1,2,4-Trichlorobenzene	ND	0.0017	mg/Kg dry	1		SW-846 8260C	4/21/17	4/21/17 8:44	MFF
1,1,1-Trichloroethane	ND	0.0017	mg/Kg dry	1		SW-846 8260C	4/21/17	4/21/17 8:44	MFF
1,1,2-Trichloroethane	ND	0.0017	mg/Kg dry	1		SW-846 8260C	4/21/17	4/21/17 8:44	MFF
Trichloroethylene	ND	0.0017	mg/Kg dry	1		SW-846 8260C	4/21/17	4/21/17 8:44	MFF
Trichlorofluoromethane (Freon 11)	ND	0.0084	mg/Kg dry	1		SW-846 8260C	4/21/17	4/21/17 8:44	MFF
1,2,3-Trichloropropane	ND	0.0017	mg/Kg dry	1		SW-846 8260C	4/21/17	4/21/17 8:44	MFF
1,1,2-Trichloro-1,2,2-trifluoroethane (Freon 113)	ND	0.0084	mg/Kg dry	1		SW-846 8260C	4/21/17	4/21/17 8:44	MFF
1,2,4-Trimethylbenzene	ND	0.0017	mg/Kg dry	1		SW-846 8260C	4/21/17	4/21/17 8:44	MFF
1,3,5-Trimethylbenzene	ND	0.0017	mg/Kg dry	1		SW-846 8260C	4/21/17	4/21/17 8:44	MFF
Vinyl Chloride	ND	0.0084	mg/Kg dry	1		SW-846 8260C	4/21/17	4/21/17 8:44	MFF
m+p Xylene	ND	0.0034	mg/Kg dry	1		SW-846 8260C	4/21/17	4/21/17 8:44	MFF
o-Xylene	ND	0.0017	mg/Kg dry	1		SW-846 8260C	4/21/17	4/21/17 8:44	MFF

Surrogates	% Recovery	Recovery Limits	Flag/Qual	
1,2-Dichloroethane-d4	104	70-130		4/21/17 8:44
Toluene-d8	106	70-130		4/21/17 8:44
4-Bromofluorobenzene	103	70-130		4/21/17 8:44

con-test® ANALYTICAL LABORATORY
39 Spruce Street * East Longmeadow, MA 01028 * FAX 413/525-6405 * TEL. 413/525-2332

Project Location: Simsbury, CT | Sample Description: | Work Order: 17D0940

Date Received: 4/20/2017

Field Sample #: B324 | Sampled: 4/20/2017 09:35

Sample ID: 17D0940-02

Sample Matrix: Soil

Petroleum Hydrocarbons Analyses

Analyte	Results	RL	Units	Dilution	Flag/Qual	Method	Date Prepared	Date/Time Analyzed	Analyst
CT ETPH	210	210	mg/Kg dry	20		CTDEP ETPH	4/21/17	4/26/17 8:46	PJG

Surrogates	% Recovery	Recovery Limits	Flag/Qual				
o-Terphenyl	*	50-150	S-01			4/26/17 8:46	

con-test® ANALYTICAL LABORATORY
39 Spruce Street * East Longmeadow, MA 01028 * FAX 413/525-6405 * TEL. 413/525-2332

Project Location: Simsbury, CT | Sample Description: | Work Order: 17D0940

Date Received: 4/20/2017

Field Sample #: B324 | Sampled: 4/20/2017 09:35

Sample ID: 17D0940-02

Sample Matrix: Soil

Conventional Chemistry Parameters by EPA/APHA/SW-846 Methods (Total)

Analyte	Results	RL	Units	Dilution	Flag/Qual	Method	Date Prepared	Date/Time Analyzed	Analyst
% Solids	94.7		% Wt	1		SM 2540G	4/21/17	4/24/17 8:38	WAL

con-test® ANALYTICAL LABORATORY
39 Spruce Street * East Longmeadow, MA 01028 * FAX 413/525-6405 * TEL. 413/525-2332

Project Location: Simsbury, CT | Sample Description: | Work Order: 17D0940

Date Received: 4/20/2017

Field Sample #: B325 | Sampled: 4/20/2017 10:00

Sample ID: 17D0940-03

Sample Matrix: Soil

Volatile Organic Compounds by GC/MS

Analyte	Results	RL	Units	Dilution	Flag/Qual	Method	Date Prepared	Date/Time Analyzed	Analyst
Acetone	ND	0.10	mg/Kg dry	1		SW-846 8260C	4/21/17	4/21/17 9:12	MFF
Acrylonitrile	ND	0.0062	mg/Kg dry	1		SW-846 8260C	4/21/17	4/21/17 9:12	MFF
Benzene	ND	0.0021	mg/Kg dry	1		SW-846 8260C	4/21/17	4/21/17 9:12	MFF
Bromobenzene	ND	0.0021	mg/Kg dry	1		SW-846 8260C	4/21/17	4/21/17 9:12	MFF
Bromodichloromethane	ND	0.0021	mg/Kg dry	1		SW-846 8260C	4/21/17	4/21/17 9:12	MFF
Bromoform	ND	0.0021	mg/Kg dry	1		SW-846 8260C	4/21/17	4/21/17 9:12	MFF
Bromomethane	ND	0.010	mg/Kg dry	1		SW-846 8260C	4/21/17	4/21/17 9:12	MFF
2-Butanone (MEK)	ND	0.042	mg/Kg dry	1		SW-846 8260C	4/21/17	4/21/17 9:12	MFF
n-Butylbenzene	ND	0.0021	mg/Kg dry	1		SW-846 8260C	4/21/17	4/21/17 9:12	MFF
sec-Butylbenzene	ND	0.0021	mg/Kg dry	1		SW-846 8260C	4/21/17	4/21/17 9:12	MFF
tert-Butylbenzene	ND	0.0021	mg/Kg dry	1		SW-846 8260C	4/21/17	4/21/17 9:12	MFF
Carbon Disulfide	ND	0.0062	mg/Kg dry	1		SW-846 8260C	4/21/17	4/21/17 9:12	MFF
Carbon Tetrachloride	ND	0.0021	mg/Kg dry	1		SW-846 8260C	4/21/17	4/21/17 9:12	MFF
Chlorobenzene	ND	0.0021	mg/Kg dry	1		SW-846 8260C	4/21/17	4/21/17 9:12	MFF
Chlorodibromomethane	ND	0.0010	mg/Kg dry	1		SW-846 8260C	4/21/17	4/21/17 9:12	MFF
Chloroethane	ND	0.021	mg/Kg dry	1		SW-846 8260C	4/21/17	4/21/17 9:12	MFF
Chloroform	ND	0.0042	mg/Kg dry	1		SW-846 8260C	4/21/17	4/21/17 9:12	MFF
Chloromethane	ND	0.010	mg/Kg dry	1		SW-846 8260C	4/21/17	4/21/17 9:12	MFF
2-Chlorotoluene	ND	0.0021	mg/Kg dry	1		SW-846 8260C	4/21/17	4/21/17 9:12	MFF
4-Chlorotoluene	ND	0.0021	mg/Kg dry	1		SW-846 8260C	4/21/17	4/21/17 9:12	MFF
1,2-Dibromo-3-chloropropane (DBCP)	ND	0.0021	mg/Kg dry	1		SW-846 8260C	4/21/17	4/21/17 9:12	MFF
1,2-Dibromoethane (EDB)	ND	0.0010	mg/Kg dry	1		SW-846 8260C	4/21/17	4/21/17 9:12	MFF
Dibromomethane	ND	0.0021	mg/Kg dry	1		SW-846 8260C	4/21/17	4/21/17 9:12	MFF
1,2-Dichlorobenzene	ND	0.0021	mg/Kg dry	1		SW-846 8260C	4/21/17	4/21/17 9:12	MFF
1,3-Dichlorobenzene	ND	0.0021	mg/Kg dry	1		SW-846 8260C	4/21/17	4/21/17 9:12	MFF
1,4-Dichlorobenzene	ND	0.0021	mg/Kg dry	1		SW-846 8260C	4/21/17	4/21/17 9:12	MFF
trans-1,4-Dichloro-2-butene	ND	0.0042	mg/Kg dry	1		SW-846 8260C	4/21/17	4/21/17 9:12	MFF
Dichlorodifluoromethane (Freon 12)	ND	0.021	mg/Kg dry	1		SW-846 8260C	4/21/17	4/21/17 9:12	MFF
1,1-Dichloroethane	ND	0.0021	mg/Kg dry	1		SW-846 8260C	4/21/17	4/21/17 9:12	MFF
1,2-Dichloroethane	ND	0.0021	mg/Kg dry	1		SW-846 8260C	4/21/17	4/21/17 9:12	MFF
1,1-Dichloroethylene	ND	0.0042	mg/Kg dry	1		SW-846 8260C	4/21/17	4/21/17 9:12	MFF
cis-1,2-Dichloroethylene	ND	0.0021	mg/Kg dry	1		SW-846 8260C	4/21/17	4/21/17 9:12	MFF
trans-1,2-Dichloroethylene	ND	0.0021	mg/Kg dry	1		SW-846 8260C	4/21/17	4/21/17 9:12	MFF
1,2-Dichloropropane	ND	0.0021	mg/Kg dry	1		SW-846 8260C	4/21/17	4/21/17 9:12	MFF
1,3-Dichloropropane	ND	0.0010	mg/Kg dry	1		SW-846 8260C	4/21/17	4/21/17 9:12	MFF
2,2-Dichloropropane	ND	0.0021	mg/Kg dry	1		SW-846 8260C	4/21/17	4/21/17 9:12	MFF
1,1-Dichloropropene	ND	0.0021	mg/Kg dry	1		SW-846 8260C	4/21/17	4/21/17 9:12	MFF
cis-1,3-Dichloropropene	ND	0.0010	mg/Kg dry	1		SW-846 8260C	4/21/17	4/21/17 9:12	MFF
trans-1,3-Dichloropropene	ND	0.0010	mg/Kg dry	1		SW-846 8260C	4/21/17	4/21/17 9:12	MFF
Ethylbenzene	ND	0.0021	mg/Kg dry	1		SW-846 8260C	4/21/17	4/21/17 9:12	MFF
Hexachlorobutadiene	ND	0.0021	mg/Kg dry	1		SW-846 8260C	4/21/17	4/21/17 9:12	MFF
2-Hexanone (MBK)	ND	0.021	mg/Kg dry	1		SW-846 8260C	4/21/17	4/21/17 9:12	MFF
Isopropylbenzene (Cumene)	ND	0.0021	mg/Kg dry	1		SW-846 8260C	4/21/17	4/21/17 9:12	MFF
p-Isopropyltoluene (p-Cymene)	ND	0.0021	mg/Kg dry	1		SW-846 8260C	4/21/17	4/21/17 9:12	MFF

con-test® ANALYTICAL LABORATORY
39 Spruce Street * East Longmeadow, MA 01028 * FAX 413/525-6405 * TEL. 413/525-2332

Project Location: Simsbury, CT | Sample Description: | Work Order: 17D0940

Date Received: 4/20/2017

Field Sample #: B325 | Sampled: 4/20/2017 10:00

Sample ID: 17D0940-03

Sample Matrix: Soil

Volatile Organic Compounds by GC/MS

Analyte	Results	RL	Units	Dilution	Flag/Qual	Method	Date Prepared	Date/Time Analyzed	Analyst
Methyl tert-Butyl Ether (MTBE)	ND	0.0042	mg/Kg dry	1		SW-846 8260C	4/21/17	4/21/17 9:12	MFF
Methylene Chloride	ND	0.021	mg/Kg dry	1		SW-846 8260C	4/21/17	4/21/17 9:12	MFF
4-Methyl-2-pentanone (MIBK)	ND	0.021	mg/Kg dry	1		SW-846 8260C	4/21/17	4/21/17 9:12	MFF
Naphthalene	ND	0.0042	mg/Kg dry	1		SW-846 8260C	4/21/17	4/21/17 9:12	MFF
n-Propylbenzene	ND	0.0021	mg/Kg dry	1		SW-846 8260C	4/21/17	4/21/17 9:12	MFF
Styrene	ND	0.0021	mg/Kg dry	1		SW-846 8260C	4/21/17	4/21/17 9:12	MFF
1,1,1,2-Tetrachloroethane	ND	0.0021	mg/Kg dry	1		SW-846 8260C	4/21/17	4/21/17 9:12	MFF
1,1,2,2-Tetrachloroethane	ND	0.0042	mg/Kg dry	1		SW-846 8260C	4/21/17	4/21/17 9:12	MFF
Tetrachloroethylene	ND	0.0021	mg/Kg dry	1		SW-846 8260C	4/21/17	4/21/17 9:12	MFF
Tetrahydrofuran	ND	0.010	mg/Kg dry	1	V-16	SW-846 8260C	4/21/17	4/21/17 9:12	MFF
Toluene	ND	0.0021	mg/Kg dry	1		SW-846 8260C	4/21/17	4/21/17 9:12	MFF
1,2,3-Trichlorobenzene	ND	0.0021	mg/Kg dry	1		SW-846 8260C	4/21/17	4/21/17 9:12	MFF
1,2,4-Trichlorobenzene	ND	0.0021	mg/Kg dry	1		SW-846 8260C	4/21/17	4/21/17 9:12	MFF
1,1,1-Trichloroethane	ND	0.0021	mg/Kg dry	1		SW-846 8260C	4/21/17	4/21/17 9:12	MFF
1,1,2-Trichloroethane	ND	0.0021	mg/Kg dry	1		SW-846 8260C	4/21/17	4/21/17 9:12	MFF
Trichloroethylene	ND	0.0021	mg/Kg dry	1		SW-846 8260C	4/21/17	4/21/17 9:12	MFF
Trichlorofluoromethane (Freon 11)	ND	0.010	mg/Kg dry	1		SW-846 8260C	4/21/17	4/21/17 9:12	MFF
1,2,3-Trichloropropane	ND	0.0021	mg/Kg dry	1		SW-846 8260C	4/21/17	4/21/17 9:12	MFF
1,1,2-Trichloro-1,2,2-trifluoroethane (Freon 113)	ND	0.010	mg/Kg dry	1		SW-846 8260C	4/21/17	4/21/17 9:12	MFF
1,2,4-Trimethylbenzene	ND	0.0021	mg/Kg dry	1		SW-846 8260C	4/21/17	4/21/17 9:12	MFF
1,3,5-Trimethylbenzene	ND	0.0021	mg/Kg dry	1		SW-846 8260C	4/21/17	4/21/17 9:12	MFF
Vinyl Chloride	ND	0.010	mg/Kg dry	1		SW-846 8260C	4/21/17	4/21/17 9:12	MFF
m+p Xylene	ND	0.0042	mg/Kg dry	1		SW-846 8260C	4/21/17	4/21/17 9:12	MFF
o-Xylene	ND	0.0021	mg/Kg dry	1		SW-846 8260C	4/21/17	4/21/17 9:12	MFF

Surrogates	% Recovery	Recovery Limits	Flag/Qual	
1,2-Dichloroethane-d4	99.8	70-130		4/21/17 9:12
Toluene-d8	106	70-130		4/21/17 9:12
4-Bromofluorobenzene	104	70-130		4/21/17 9:12

con-test® ANALYTICAL LABORATORY
39 Spruce Street * East Longmeadow, MA 01028 * FAX 413/525-6405 * TEL. 413/525-2332

Project Location: Simsbury, CT | Sample Description: | Work Order: 17D0940

Date Received: 4/20/2017

Field Sample #: B325 | Sampled: 4/20/2017 10:00

Sample ID: 17D0940-03

Sample Matrix: Soil

Polychlorinated Biphenyls with 3540 Soxhlet Extraction

Analyte	Results	RL	Units	Dilution	Flag/Qual	Method	Date Prepared	Date/Time Analyzed	Analyst
Aroclor-1016 [1]	ND	0.13	mg/Kg dry	5		SW-846 8082A	4/21/17	4/24/17 12:56	JMB
Aroclor-1221 [1]	ND	0.13	mg/Kg dry	5		SW-846 8082A	4/21/17	4/24/17 12:56	JMB
Aroclor-1232 [1]	ND	0.13	mg/Kg dry	5		SW-846 8082A	4/21/17	4/24/17 12:56	JMB
Aroclor-1242 [1]	ND	0.13	mg/Kg dry	5		SW-846 8082A	4/21/17	4/24/17 12:56	JMB
Aroclor-1248 [1]	ND	0.13	mg/Kg dry	5		SW-846 8082A	4/21/17	4/24/17 12:56	JMB
Aroclor-1254 [1]	ND	0.13	mg/Kg dry	5		SW-846 8082A	4/21/17	4/24/17 12:56	JMB
Aroclor-1260 [1]	ND	0.13	mg/Kg dry	5		SW-846 8082A	4/21/17	4/24/17 12:56	JMB
Aroclor-1262 [1]	ND	0.13	mg/Kg dry	5		SW-846 8082A	4/21/17	4/24/17 12:56	JMB
Aroclor-1268 [1]	ND	0.13	mg/Kg dry	5		SW-846 8082A	4/21/17	4/24/17 12:56	JMB

Surrogates	% Recovery	Recovery Limits	Flag/Qual	
Decachlorobiphenyl [1]	117	30-150		4/24/17 12:56
Decachlorobiphenyl [2]	121	30-150		4/24/17 12:56
Tetrachloro-m-xylene [1]	99.3	30-150		4/24/17 12:56
Tetrachloro-m-xylene [2]	104	30-150		4/24/17 12:56

con-test® ANALYTICAL LABORATORY
39 Spruce Street * East Longmeadow, MA 01028 * FAX 413/525-6405 * TEL. 413/525-2332

Project Location: Simsbury, CT
Sample Description:
Work Order: 17D0940

Date Received: 4/20/2017

Field Sample #: B325
Sampled: 4/20/2017 10:00

Sample ID: 17D0940-03

Sample Matrix: Soil

Petroleum Hydrocarbons Analyses

Analyte	Results	RL	Units	Dilution	Flag/Qual	Method	Date Prepared	Date/Time Analyzed	Analyst
CT ETPH	26	13	mg/Kg dry	1		CTDEP ETPH	4/26/17	4/26/17 19:36	PJG

Surrogates	% Recovery	Recovery Limits	Flag/Qual				
o-Terphenyl	51.2	50-150				4/26/17 19:36	

con-test® ANALYTICAL LABORATORY
39 Spruce Street * East Longmeadow, MA 01028 * FAX 413/525-6405 * TEL. 413/525-2332

Project Location: Simsbury, CT | Sample Description: | Work Order: 17D0940

Date Received: 4/20/2017

Field Sample #: B325 | Sampled: 4/20/2017 10:00

Sample ID: 17D0940-03

Sample Matrix: Soil

Metals Analyses (Total)

Analyte	Results	RL	Units	Dilution	Flag/Qual	Method	Date Prepared	Date/Time Analyzed	Analyst
Arsenic	ND	3.3	mg/Kg dry	1		SW-846 6010C-D	4/21/17	4/25/17 5:24	QNW
Barium	110	3.3	mg/Kg dry	1		SW-846 6010C-D	4/21/17	4/25/17 5:24	QNW
Cadmium	ND	0.33	mg/Kg dry	1		SW-846 6010C-D	4/21/17	4/25/17 5:24	QNW
Chromium	16	0.66	mg/Kg dry	1		SW-846 6010C-D	4/21/17	4/25/17 5:24	QNW
Lead	8.6	0.99	mg/Kg dry	1		SW-846 6010C-D	4/21/17	4/25/17 5:24	QNW
Mercury	ND	0.032	mg/Kg dry	1		SW-846 7471B	4/21/17	4/21/17 12:04	TJK
Selenium	ND	6.6	mg/Kg dry	1		SW-846 6010C-D	4/21/17	4/25/17 5:24	QNW
Silver	ND	0.66	mg/Kg dry	1		SW-846 6010C-D	4/21/17	4/25/17 5:24	QNW

con-test® ANALYTICAL LABORATORY
39 Spruce Street * East Longmeadow, MA 01028 * FAX 413/525-6405 * TEL. 413/525-2332

Project Location: Simsbury, CT | Sample Description: | Work Order: 17D0940

Date Received: 4/20/2017

Field Sample #: B325 | Sampled: 4/20/2017 10:00

Sample ID: 17D0940-03

Sample Matrix: Soil

Conventional Chemistry Parameters by EPA/APHA/SW-846 Methods (Total)

Analyte	Results	RL	Units	Dilution	Flag/Qual	Method	Date Prepared	Date/Time Analyzed	Analyst
% Solids	75.7		% Wt	1		SM 2540G	4/21/17	4/24/17 8:38	WAL

con-test® ANALYTICAL LABORATORY
39 Spruce Street * East Longmeadow, MA 01028 * FAX 413/525-6405 * TEL. 413/525-2332

Project Location: Simsbury, CT | Sample Description: | Work Order: 17D0940
Date Received: 4/20/2017
Field Sample #: B326 | Sampled: 4/20/2017 10:25
Sample ID: 17D0940-04
Sample Matrix: Soil

Volatile Organic Compounds by GC/MS

Analyte	Results	RL	Units	Dilution	Flag/Qual	Method	Date Prepared	Date/Time Analyzed	Analyst
Acetone	ND	0.074	mg/Kg dry	1		SW-846 8260C	4/21/17	4/21/17 9:40	MFF
Acrylonitrile	ND	0.0044	mg/Kg dry	1		SW-846 8260C	4/21/17	4/21/17 9:40	MFF
Benzene	ND	0.0015	mg/Kg dry	1		SW-846 8260C	4/21/17	4/21/17 9:40	MFF
Bromobenzene	ND	0.0015	mg/Kg dry	1		SW-846 8260C	4/21/17	4/21/17 9:40	MFF
Bromodichloromethane	ND	0.0015	mg/Kg dry	1		SW-846 8260C	4/21/17	4/21/17 9:40	MFF
Bromoform	ND	0.0015	mg/Kg dry	1		SW-846 8260C	4/21/17	4/21/17 9:40	MFF
Bromomethane	ND	0.0074	mg/Kg dry	1		SW-846 8260C	4/21/17	4/21/17 9:40	MFF
2-Butanone (MEK)	ND	0.030	mg/Kg dry	1		SW-846 8260C	4/21/17	4/21/17 9:40	MFF
n-Butylbenzene	ND	0.0015	mg/Kg dry	1		SW-846 8260C	4/21/17	4/21/17 9:40	MFF
sec-Butylbenzene	ND	0.0015	mg/Kg dry	1		SW-846 8260C	4/21/17	4/21/17 9:40	MFF
tert-Butylbenzene	ND	0.0015	mg/Kg dry	1		SW-846 8260C	4/21/17	4/21/17 9:40	MFF
Carbon Disulfide	ND	0.0044	mg/Kg dry	1		SW-846 8260C	4/21/17	4/21/17 9:40	MFF
Carbon Tetrachloride	ND	0.0015	mg/Kg dry	1		SW-846 8260C	4/21/17	4/21/17 9:40	MFF
Chlorobenzene	ND	0.0015	mg/Kg dry	1		SW-846 8260C	4/21/17	4/21/17 9:40	MFF
Chlorodibromomethane	ND	0.00074	mg/Kg dry	1		SW-846 8260C	4/21/17	4/21/17 9:40	MFF
Chloroethane	ND	0.015	mg/Kg dry	1		SW-846 8260C	4/21/17	4/21/17 9:40	MFF
Chloroform	ND	0.0030	mg/Kg dry	1		SW-846 8260C	4/21/17	4/21/17 9:40	MFF
Chloromethane	ND	0.0074	mg/Kg dry	1		SW-846 8260C	4/21/17	4/21/17 9:40	MFF
2-Chlorotoluene	ND	0.0015	mg/Kg dry	1		SW-846 8260C	4/21/17	4/21/17 9:40	MFF
4-Chlorotoluene	ND	0.0015	mg/Kg dry	1		SW-846 8260C	4/21/17	4/21/17 9:40	MFF
1,2-Dibromo-3-chloropropane (DBCP)	ND	0.0015	mg/Kg dry	1		SW-846 8260C	4/21/17	4/21/17 9:40	MFF
1,2-Dibromoethane (EDB)	ND	0.00074	mg/Kg dry	1		SW-846 8260C	4/21/17	4/21/17 9:40	MFF
Dibromomethane	ND	0.0015	mg/Kg dry	1		SW-846 8260C	4/21/17	4/21/17 9:40	MFF
1,2-Dichlorobenzene	ND	0.0015	mg/Kg dry	1		SW-846 8260C	4/21/17	4/21/17 9:40	MFF
1,3-Dichlorobenzene	ND	0.0015	mg/Kg dry	1		SW-846 8260C	4/21/17	4/21/17 9:40	MFF
1,4-Dichlorobenzene	ND	0.0015	mg/Kg dry	1		SW-846 8260C	4/21/17	4/21/17 9:40	MFF
trans-1,4-Dichloro-2-butene	ND	0.0030	mg/Kg dry	1		SW-846 8260C	4/21/17	4/21/17 9:40	MFF
Dichlorodifluoromethane (Freon 12)	ND	0.015	mg/Kg dry	1		SW-846 8260C	4/21/17	4/21/17 9:40	MFF
1,1-Dichloroethane	ND	0.0015	mg/Kg dry	1		SW-846 8260C	4/21/17	4/21/17 9:40	MFF
1,2-Dichloroethane	ND	0.0015	mg/Kg dry	1		SW-846 8260C	4/21/17	4/21/17 9:40	MFF
1,1-Dichloroethylene	ND	0.0030	mg/Kg dry	1		SW-846 8260C	4/21/17	4/21/17 9:40	MFF
cis-1,2-Dichloroethylene	ND	0.0015	mg/Kg dry	1		SW-846 8260C	4/21/17	4/21/17 9:40	MFF
trans-1,2-Dichloroethylene	ND	0.0015	mg/Kg dry	1		SW-846 8260C	4/21/17	4/21/17 9:40	MFF
1,2-Dichloropropane	ND	0.0015	mg/Kg dry	1		SW-846 8260C	4/21/17	4/21/17 9:40	MFF
1,3-Dichloropropane	ND	0.00074	mg/Kg dry	1		SW-846 8260C	4/21/17	4/21/17 9:40	MFF
2,2-Dichloropropane	ND	0.0015	mg/Kg dry	1		SW-846 8260C	4/21/17	4/21/17 9:40	MFF
1,1-Dichloropropene	ND	0.0015	mg/Kg dry	1		SW-846 8260C	4/21/17	4/21/17 9:40	MFF
cis-1,3-Dichloropropene	ND	0.00074	mg/Kg dry	1		SW-846 8260C	4/21/17	4/21/17 9:40	MFF
trans-1,3-Dichloropropene	ND	0.00074	mg/Kg dry	1		SW-846 8260C	4/21/17	4/21/17 9:40	MFF
Ethylbenzene	ND	0.0015	mg/Kg dry	1		SW-846 8260C	4/21/17	4/21/17 9:40	MFF
Hexachlorobutadiene	ND	0.0015	mg/Kg dry	1		SW-846 8260C	4/21/17	4/21/17 9:40	MFF
2-Hexanone (MBK)	ND	0.015	mg/Kg dry	1		SW-846 8260C	4/21/17	4/21/17 9:40	MFF
Isopropylbenzene (Cumene)	ND	0.0015	mg/Kg dry	1		SW-846 8260C	4/21/17	4/21/17 9:40	MFF
p-Isopropyltoluene (p-Cymene)	ND	0.0015	mg/Kg dry	1		SW-846 8260C	4/21/17	4/21/17 9:40	MFF

con-test® ANALYTICAL LABORATORY
39 Spruce Street * East Longmeadow, MA 01028 * FAX 413/525-6405 * TEL. 413/525-2332

Project Location: Simsbury, CT | Sample Description: | Work Order: 17D0940

Date Received: 4/20/2017

Field Sample #: B326 | Sampled: 4/20/2017 10:25

Sample ID: 17D0940-04

Sample Matrix: Soil

Volatile Organic Compounds by GC/MS

Analyte	Results	RL	Units	Dilution	Flag/Qual	Method	Date Prepared	Date/Time Analyzed	Analyst
Methyl tert-Butyl Ether (MTBE)	ND	0.0030	mg/Kg dry	1		SW-846 8260C	4/21/17	4/21/17 9:40	MFF
Methylene Chloride	ND	0.015	mg/Kg dry	1		SW-846 8260C	4/21/17	4/21/17 9:40	MFF
4-Methyl-2-pentanone (MIBK)	ND	0.015	mg/Kg dry	1		SW-846 8260C	4/21/17	4/21/17 9:40	MFF
Naphthalene	ND	0.0030	mg/Kg dry	1		SW-846 8260C	4/21/17	4/21/17 9:40	MFF
n-Propylbenzene	ND	0.0015	mg/Kg dry	1		SW-846 8260C	4/21/17	4/21/17 9:40	MFF
Styrene	ND	0.0015	mg/Kg dry	1		SW-846 8260C	4/21/17	4/21/17 9:40	MFF
1,1,1,2-Tetrachloroethane	ND	0.0015	mg/Kg dry	1		SW-846 8260C	4/21/17	4/21/17 9:40	MFF
1,1,2,2-Tetrachloroethane	ND	0.0030	mg/Kg dry	1		SW-846 8260C	4/21/17	4/21/17 9:40	MFF
Tetrachloroethylene	ND	0.0015	mg/Kg dry	1		SW-846 8260C	4/21/17	4/21/17 9:40	MFF
Tetrahydrofuran	ND	0.0074	mg/Kg dry	1	V-16	SW-846 8260C	4/21/17	4/21/17 9:40	MFF
Toluene	ND	0.0015	mg/Kg dry	1		SW-846 8260C	4/21/17	4/21/17 9:40	MFF
1,2,3-Trichlorobenzene	ND	0.0015	mg/Kg dry	1		SW-846 8260C	4/21/17	4/21/17 9:40	MFF
1,2,4-Trichlorobenzene	ND	0.0015	mg/Kg dry	1		SW-846 8260C	4/21/17	4/21/17 9:40	MFF
1,1,1-Trichloroethane	ND	0.0015	mg/Kg dry	1		SW-846 8260C	4/21/17	4/21/17 9:40	MFF
1,1,2-Trichloroethane	ND	0.0015	mg/Kg dry	1		SW-846 8260C	4/21/17	4/21/17 9:40	MFF
Trichloroethylene	ND	0.0015	mg/Kg dry	1		SW-846 8260C	4/21/17	4/21/17 9:40	MFF
Trichlorofluoromethane (Freon 11)	ND	0.0074	mg/Kg dry	1		SW-846 8260C	4/21/17	4/21/17 9:40	MFF
1,2,3-Trichloropropane	ND	0.0015	mg/Kg dry	1		SW-846 8260C	4/21/17	4/21/17 9:40	MFF
1,1,2-Trichloro-1,2,2-trifluoroethane (Freon 113)	ND	0.0074	mg/Kg dry	1		SW-846 8260C	4/21/17	4/21/17 9:40	MFF
1,2,4-Trimethylbenzene	ND	0.0015	mg/Kg dry	1		SW-846 8260C	4/21/17	4/21/17 9:40	MFF
1,3,5-Trimethylbenzene	ND	0.0015	mg/Kg dry	1		SW-846 8260C	4/21/17	4/21/17 9:40	MFF
Vinyl Chloride	ND	0.0074	mg/Kg dry	1		SW-846 8260C	4/21/17	4/21/17 9:40	MFF
m+p Xylene	ND	0.0030	mg/Kg dry	1		SW-846 8260C	4/21/17	4/21/17 9:40	MFF
o-Xylene	ND	0.0015	mg/Kg dry	1		SW-846 8260C	4/21/17	4/21/17 9:40	MFF

Surrogates	% Recovery	Recovery Limits	Flag/Qual	
1,2-Dichloroethane-d4	98.3	70-130		4/21/17 9:40
Toluene-d8	106	70-130		4/21/17 9:40
4-Bromofluorobenzene	104	70-130		4/21/17 9:40

con-test® ANALYTICAL LABORATORY
39 Spruce Street * East Longmeadow, MA 01028 * FAX 413/525-6405 * TEL. 413/525-2332

Project Location: Simsbury, CT | Sample Description: | Work Order: 17D0940

Date Received: 4/20/2017

Field Sample #: B326 | Sampled: 4/20/2017 10:25

Sample ID: 17D0940-04

Sample Matrix: Soil

Polychlorinated Biphenyls with 3540 Soxhlet Extraction

Analyte	Results	RL	Units	Dilution	Flag/Qual	Method	Date Prepared	Date/Time Analyzed	Analyst
Aroclor-1016 [1]	ND	0.11	mg/Kg dry	5		SW-846 8082A	4/21/17	4/24/17 13:14	JMB
Aroclor-1221 [1]	ND	0.11	mg/Kg dry	5		SW-846 8082A	4/21/17	4/24/17 13:14	JMB
Aroclor-1232 [1]	ND	0.11	mg/Kg dry	5		SW-846 8082A	4/21/17	4/24/17 13:14	JMB
Aroclor-1242 [1]	ND	0.11	mg/Kg dry	5		SW-846 8082A	4/21/17	4/24/17 13:14	JMB
Aroclor-1248 [1]	ND	0.11	mg/Kg dry	5		SW-846 8082A	4/21/17	4/24/17 13:14	JMB
Aroclor-1254 [1]	ND	0.11	mg/Kg dry	5		SW-846 8082A	4/21/17	4/24/17 13:14	JMB
Aroclor-1260 [1]	ND	0.11	mg/Kg dry	5		SW-846 8082A	4/21/17	4/24/17 13:14	JMB
Aroclor-1262 [1]	ND	0.11	mg/Kg dry	5		SW-846 8082A	4/21/17	4/24/17 13:14	JMB
Aroclor-1268 [1]	ND	0.11	mg/Kg dry	5		SW-846 8082A	4/21/17	4/24/17 13:14	JMB

Surrogates	% Recovery	Recovery Limits	Flag/Qual	
Decachlorobiphenyl [1]	103	30-150		4/24/17 13:14
Decachlorobiphenyl [2]	101	30-150		4/24/17 13:14
Tetrachloro-m-xylene [1]	114	30-150		4/24/17 13:14
Tetrachloro-m-xylene [2]	121	30-150		4/24/17 13:14

con-test® ANALYTICAL LABORATORY
39 Spruce Street * East Longmeadow, MA 01028 * FAX 413/525-6405 * TEL. 413/525-2332

Project Location: Simsbury, CT | Sample Description: | Work Order: 17D0940

Date Received: 4/20/2017

Field Sample #: B326 | Sampled: 4/20/2017 10:25

Sample ID: 17D0940-04

Sample Matrix: Soil

Petroleum Hydrocarbons Analyses

Analyte	Results	RL	Units	Dilution	Flag/Qual	Method	Date Prepared	Date/Time Analyzed	Analyst
CT ETPH	45	12	mg/Kg dry	1		CTDEP ETPH	4/21/17	4/26/17 10:16	PJG

Surrogates	% Recovery	Recovery Limits	Flag/Qual	
o-Terphenyl	62.8	50-150		4/26/17 10:16

con-test® ANALYTICAL LABORATORY
39 Spruce Street * East Longmeadow, MA 01028 * FAX 413/525-6405 * TEL. 413/525-2332

Project Location: Simsbury, CT | Sample Description: | Work Order: 17D0940

Date Received: 4/20/2017

Field Sample #: B326 | Sampled: 4/20/2017 10:25

Sample ID: 17D0940-04

Sample Matrix: Soil

Metals Analyses (Total)

Analyte	Results	RL	Units	Dilution	Flag/Qual	Method	Date Prepared	Date/Time Analyzed	Analyst
Arsenic	ND	2.9	mg/Kg dry	1		SW-846 6010C-D	4/21/17	4/25/17 5:29	QNW
Barium	26	2.9	mg/Kg dry	1		SW-846 6010C-D	4/21/17	4/25/17 5:29	QNW
Cadmium	ND	0.29	mg/Kg dry	1		SW-846 6010C-D	4/21/17	4/25/17 5:29	QNW
Chromium	6.0	0.59	mg/Kg dry	1		SW-846 6010C-D	4/21/17	4/25/17 5:29	QNW
Lead	4.5	0.88	mg/Kg dry	1		SW-846 6010C-D	4/21/17	4/25/17 5:29	QNW
Mercury	ND	0.029	mg/Kg dry	1		SW-846 7471B	4/21/17	4/21/17 12:05	TJK
Selenium	ND	5.9	mg/Kg dry	1		SW-846 6010C-D	4/21/17	4/25/17 5:29	QNW
Silver	ND	0.59	mg/Kg dry	1		SW-846 6010C-D	4/21/17	4/25/17 5:29	QNW

con-test® ANALYTICAL LABORATORY
39 Spruce Street * East Longmeadow, MA 01028 * FAX 413/525-6405 * TEL. 413/525-2332

Project Location: Simsbury, CT | Sample Description: | Work Order: 17D0940

Date Received: 4/20/2017

Field Sample #: B326 | Sampled: 4/20/2017 10:25

Sample ID: 17D0940-04

Sample Matrix: Soil

Conventional Chemistry Parameters by EPA/APHA/SW-846 Methods (Total)

Analyte	Results	RL	Units	Dilution	Flag/Qual	Method	Date Prepared	Date/Time Analyzed	Analyst
% Solids	86.1		% Wt	1		SM 2540G	4/21/17	4/24/17 8:38	WAL

con-test® ANALYTICAL LABORATORY
39 Spruce Street * East Longmeadow, MA 01028 * FAX 413/525-6405 * TEL. 413/525-2332

Project Location: Simsbury, CT | Sample Description: | Work Order: 17D0940

Date Received: 4/20/2017

Field Sample #: B327 | Sampled: 4/20/2017 10:35

Sample ID: 17D0940-05

Sample Matrix: Soil

Volatile Organic Compounds by GC/MS

Analyte	Results	RL	Units	Dilution	Flag/Qual	Method	Date Prepared	Date/Time Analyzed	Analyst
Acetone	ND	0.081	mg/Kg dry	1		SW-846 8260C	4/21/17	4/21/17 10:08	MFF
Acrylonitrile	ND	0.0049	mg/Kg dry	1		SW-846 8260C	4/21/17	4/21/17 10:08	MFF
Benzene	ND	0.0016	mg/Kg dry	1		SW-846 8260C	4/21/17	4/21/17 10:08	MFF
Bromobenzene	ND	0.0016	mg/Kg dry	1		SW-846 8260C	4/21/17	4/21/17 10:08	MFF
Bromodichloromethane	ND	0.0016	mg/Kg dry	1		SW-846 8260C	4/21/17	4/21/17 10:08	MFF
Bromoform	ND	0.0016	mg/Kg dry	1		SW-846 8260C	4/21/17	4/21/17 10:08	MFF
Bromomethane	ND	0.0081	mg/Kg dry	1		SW-846 8260C	4/21/17	4/21/17 10:08	MFF
2-Butanone (MEK)	ND	0.032	mg/Kg dry	1		SW-846 8260C	4/21/17	4/21/17 10:08	MFF
n-Butylbenzene	ND	0.0016	mg/Kg dry	1		SW-846 8260C	4/21/17	4/21/17 10:08	MFF
sec-Butylbenzene	ND	0.0016	mg/Kg dry	1		SW-846 8260C	4/21/17	4/21/17 10:08	MFF
tert-Butylbenzene	ND	0.0016	mg/Kg dry	1		SW-846 8260C	4/21/17	4/21/17 10:08	MFF
Carbon Disulfide	ND	0.0049	mg/Kg dry	1		SW-846 8260C	4/21/17	4/21/17 10:08	MFF
Carbon Tetrachloride	ND	0.0016	mg/Kg dry	1		SW-846 8260C	4/21/17	4/21/17 10:08	MFF
Chlorobenzene	ND	0.0016	mg/Kg dry	1		SW-846 8260C	4/21/17	4/21/17 10:08	MFF
Chlorodibromomethane	ND	0.00081	mg/Kg dry	1		SW-846 8260C	4/21/17	4/21/17 10:08	MFF
Chloroethane	ND	0.016	mg/Kg dry	1		SW-846 8260C	4/21/17	4/21/17 10:08	MFF
Chloroform	ND	0.0032	mg/Kg dry	1		SW-846 8260C	4/21/17	4/21/17 10:08	MFF
Chloromethane	ND	0.0081	mg/Kg dry	1		SW-846 8260C	4/21/17	4/21/17 10:08	MFF
2-Chlorotoluene	ND	0.0016	mg/Kg dry	1		SW-846 8260C	4/21/17	4/21/17 10:08	MFF
4-Chlorotoluene	ND	0.0016	mg/Kg dry	1		SW-846 8260C	4/21/17	4/21/17 10:08	MFF
1,2-Dibromo-3-chloropropane (DBCP)	ND	0.0016	mg/Kg dry	1		SW-846 8260C	4/21/17	4/21/17 10:08	MFF
1,2-Dibromoethane (EDB)	ND	0.00081	mg/Kg dry	1		SW-846 8260C	4/21/17	4/21/17 10:08	MFF
Dibromomethane	ND	0.0016	mg/Kg dry	1		SW-846 8260C	4/21/17	4/21/17 10:08	MFF
1,2-Dichlorobenzene	ND	0.0016	mg/Kg dry	1		SW-846 8260C	4/21/17	4/21/17 10:08	MFF
1,3-Dichlorobenzene	ND	0.0016	mg/Kg dry	1		SW-846 8260C	4/21/17	4/21/17 10:08	MFF
1,4-Dichlorobenzene	ND	0.0016	mg/Kg dry	1		SW-846 8260C	4/21/17	4/21/17 10:08	MFF
trans-1,4-Dichloro-2-butene	ND	0.0032	mg/Kg dry	1		SW-846 8260C	4/21/17	4/21/17 10:08	MFF
Dichlorodifluoromethane (Freon 12)	ND	0.016	mg/Kg dry	1		SW-846 8260C	4/21/17	4/21/17 10:08	MFF
1,1-Dichloroethane	ND	0.0016	mg/Kg dry	1		SW-846 8260C	4/21/17	4/21/17 10:08	MFF
1,2-Dichloroethane	ND	0.0016	mg/Kg dry	1		SW-846 8260C	4/21/17	4/21/17 10:08	MFF
1,1-Dichloroethylene	ND	0.0032	mg/Kg dry	1		SW-846 8260C	4/21/17	4/21/17 10:08	MFF
cis-1,2-Dichloroethylene	ND	0.0016	mg/Kg dry	1		SW-846 8260C	4/21/17	4/21/17 10:08	MFF
trans-1,2-Dichloroethylene	ND	0.0016	mg/Kg dry	1		SW-846 8260C	4/21/17	4/21/17 10:08	MFF
1,2-Dichloropropane	ND	0.0016	mg/Kg dry	1		SW-846 8260C	4/21/17	4/21/17 10:08	MFF
1,3-Dichloropropane	ND	0.00081	mg/Kg dry	1		SW-846 8260C	4/21/17	4/21/17 10:08	MFF
2,2-Dichloropropane	ND	0.0016	mg/Kg dry	1		SW-846 8260C	4/21/17	4/21/17 10:08	MFF
1,1-Dichloropropene	ND	0.0016	mg/Kg dry	1		SW-846 8260C	4/21/17	4/21/17 10:08	MFF
cis-1,3-Dichloropropene	ND	0.00081	mg/Kg dry	1		SW-846 8260C	4/21/17	4/21/17 10:08	MFF
trans-1,3-Dichloropropene	ND	0.00081	mg/Kg dry	1		SW-846 8260C	4/21/17	4/21/17 10:08	MFF
Ethylbenzene	ND	0.0016	mg/Kg dry	1		SW-846 8260C	4/21/17	4/21/17 10:08	MFF
Hexachlorobutadiene	ND	0.0016	mg/Kg dry	1		SW-846 8260C	4/21/17	4/21/17 10:08	MFF
2-Hexanone (MBK)	ND	0.016	mg/Kg dry	1		SW-846 8260C	4/21/17	4/21/17 10:08	MFF
Isopropylbenzene (Cumene)	ND	0.0016	mg/Kg dry	1		SW-846 8260C	4/21/17	4/21/17 10:08	MFF
p-Isopropyltoluene (p-Cymene)	ND	0.0016	mg/Kg dry	1		SW-846 8260C	4/21/17	4/21/17 10:08	MFF

con-test® ANALYTICAL LABORATORY
39 Spruce Street * East Longmeadow, MA 01028 * FAX 413/525-6405 * TEL. 413/525-2332

Project Location: Simsbury, CT | Sample Description: | Work Order: 17D0940
Date Received: 4/20/2017
Field Sample #: B327 | Sampled: 4/20/2017 10:35
Sample ID: 17D0940-05
Sample Matrix: Soil

Volatile Organic Compounds by GC/MS

Analyte	Results	RL	Units	Dilution	Flag/Qual	Method	Date Prepared	Date/Time Analyzed	Analyst
Methyl tert-Butyl Ether (MTBE)	ND	0.0032	mg/Kg dry	1		SW-846 8260C	4/21/17	4/21/17 10:08	MFF
Methylene Chloride	ND	0.016	mg/Kg dry	1		SW-846 8260C	4/21/17	4/21/17 10:08	MFF
4-Methyl-2-pentanone (MIBK)	ND	0.016	mg/Kg dry	1		SW-846 8260C	4/21/17	4/21/17 10:08	MFF
Naphthalene	ND	0.0032	mg/Kg dry	1		SW-846 8260C	4/21/17	4/21/17 10:08	MFF
n-Propylbenzene	ND	0.0016	mg/Kg dry	1		SW-846 8260C	4/21/17	4/21/17 10:08	MFF
Styrene	ND	0.0016	mg/Kg dry	1		SW-846 8260C	4/21/17	4/21/17 10:08	MFF
1,1,1,2-Tetrachloroethane	ND	0.0016	mg/Kg dry	1		SW-846 8260C	4/21/17	4/21/17 10:08	MFF
1,1,2,2-Tetrachloroethane	ND	0.0032	mg/Kg dry	1		SW-846 8260C	4/21/17	4/21/17 10:08	MFF
Tetrachloroethylene	ND	0.0016	mg/Kg dry	1		SW-846 8260C	4/21/17	4/21/17 10:08	MFF
Tetrahydrofuran	ND	0.0081	mg/Kg dry	1	V-16	SW-846 8260C	4/21/17	4/21/17 10:08	MFF
Toluene	ND	0.0016	mg/Kg dry	1		SW-846 8260C	4/21/17	4/21/17 10:08	MFF
1,2,3-Trichlorobenzene	ND	0.0016	mg/Kg dry	1		SW-846 8260C	4/21/17	4/21/17 10:08	MFF
1,2,4-Trichlorobenzene	ND	0.0016	mg/Kg dry	1		SW-846 8260C	4/21/17	4/21/17 10:08	MFF
1,1,1-Trichloroethane	ND	0.0016	mg/Kg dry	1		SW-846 8260C	4/21/17	4/21/17 10:08	MFF
1,1,2-Trichloroethane	ND	0.0016	mg/Kg dry	1		SW-846 8260C	4/21/17	4/21/17 10:08	MFF
Trichloroethylene	ND	0.0016	mg/Kg dry	1		SW-846 8260C	4/21/17	4/21/17 10:08	MFF
Trichlorofluoromethane (Freon 11)	ND	0.0081	mg/Kg dry	1		SW-846 8260C	4/21/17	4/21/17 10:08	MFF
1,2,3-Trichloropropane	ND	0.0016	mg/Kg dry	1		SW-846 8260C	4/21/17	4/21/17 10:08	MFF
1,1,2-Trichloro-1,2,2-trifluoroethane (Freon 113)	ND	0.0081	mg/Kg dry	1		SW-846 8260C	4/21/17	4/21/17 10:08	MFF
1,2,4-Trimethylbenzene	ND	0.0016	mg/Kg dry	1		SW-846 8260C	4/21/17	4/21/17 10:08	MFF
1,3,5-Trimethylbenzene	ND	0.0016	mg/Kg dry	1		SW-846 8260C	4/21/17	4/21/17 10:08	MFF
Vinyl Chloride	ND	0.0081	mg/Kg dry	1		SW-846 8260C	4/21/17	4/21/17 10:08	MFF
m+p Xylene	ND	0.0032	mg/Kg dry	1		SW-846 8260C	4/21/17	4/21/17 10:08	MFF
o-Xylene	ND	0.0016	mg/Kg dry	1		SW-846 8260C	4/21/17	4/21/17 10:08	MFF

Surrogates	% Recovery	Recovery Limits	Flag/Qual	
1,2-Dichloroethane-d4	102	70-130		4/21/17 10:08
Toluene-d8	105	70-130		4/21/17 10:08
4-Bromofluorobenzene	103	70-130		4/21/17 10:08

con-test® ANALYTICAL LABORATORY
39 Spruce Street * East Longmeadow, MA 01028 * FAX 413/525-6405 * TEL. 413/525-2332

Project Location: Simsbury, CT | Sample Description: | Work Order: 17D0940

Date Received: 4/20/2017

Field Sample #: B327 | Sampled: 4/20/2017 10:35

Sample ID: 17D0940-05

Sample Matrix: Soil

Polychlorinated Biphenyls with 3540 Soxhlet Extraction

Analyte	Results	RL	Units	Dilution	Flag/Qual	Method	Date Prepared	Date/Time Analyzed	Analyst
Aroclor-1016 [1]	ND	0.11	mg/Kg dry	5		SW-846 8082A	4/21/17	4/24/17 13:32	JMB
Aroclor-1221 [1]	ND	0.11	mg/Kg dry	5		SW-846 8082A	4/21/17	4/24/17 13:32	JMB
Aroclor-1232 [1]	ND	0.11	mg/Kg dry	5		SW-846 8082A	4/21/17	4/24/17 13:32	JMB
Aroclor-1242 [1]	ND	0.11	mg/Kg dry	5		SW-846 8082A	4/21/17	4/24/17 13:32	JMB
Aroclor-1248 [1]	ND	0.11	mg/Kg dry	5		SW-846 8082A	4/21/17	4/24/17 13:32	JMB
Aroclor-1254 [1]	ND	0.11	mg/Kg dry	5		SW-846 8082A	4/21/17	4/24/17 13:32	JMB
Aroclor-1260 [1]	ND	0.11	mg/Kg dry	5		SW-846 8082A	4/21/17	4/24/17 13:32	JMB
Aroclor-1262 [1]	ND	0.11	mg/Kg dry	5		SW-846 8082A	4/21/17	4/24/17 13:32	JMB
Aroclor-1268 [1]	ND	0.11	mg/Kg dry	5		SW-846 8082A	4/21/17	4/24/17 13:32	JMB

Surrogates	% Recovery	Recovery Limits	Flag/Qual	
Decachlorobiphenyl [1]	105	30-150		4/24/17 13:32
Decachlorobiphenyl [2]	105	30-150		4/24/17 13:32
Tetrachloro-m-xylene [1]	119	30-150		4/24/17 13:32
Tetrachloro-m-xylene [2]	122	30-150		4/24/17 13:32

con-test® ANALYTICAL LABORATORY
39 Spruce Street * East Longmeadow, MA 01028 * FAX 413/525-6405 * TEL. 413/525-2332

Project Location: Simsbury, CT | Sample Description: | Work Order: 17D0940

Date Received: 4/20/2017

Field Sample #: B327 | Sampled: 4/20/2017 10:35

Sample ID: 17D0940-05

Sample Matrix: Soil

Petroleum Hydrocarbons Analyses

Analyte	Results	RL	Units	Dilution	Flag/Qual	Method	Date Prepared	Date/Time Analyzed	Analyst
CT ETPH	260	220	mg/Kg dry	20		CTDEP ETPH	4/21/17	4/26/17 8:28	PJG

Surrogates	% Recovery	Recovery Limits	Flag/Qual	
o-Terphenyl	*	50-150	S-01	4/26/17 8:28

con-test® ANALYTICAL LABORATORY
39 Spruce Street * East Longmeadow, MA 01028 * FAX 413/525-6405 * TEL. 413/525-2332

Project Location: Simsbury, CT | Sample Description: | Work Order: 17D0940

Date Received: 4/20/2017

Field Sample #: B327 | Sampled: 4/20/2017 10:35

Sample ID: 17D0940-05

Sample Matrix: Soil

Metals Analyses (Total)

Analyte	Results	RL	Units	Dilution	Flag/Qual	Method	Date Prepared	Date/Time Analyzed	Analyst
Arsenic	3.0	2.8	mg/Kg dry	1		SW-846 6010C-D	4/21/17	4/25/17 5:34	QNW
Barium	32	2.8	mg/Kg dry	1		SW-846 6010C-D	4/21/17	4/25/17 5:34	QNW
Cadmium	ND	0.28	mg/Kg dry	1		SW-846 6010C-D	4/21/17	4/25/17 5:34	QNW
Chromium	8.7	0.56	mg/Kg dry	1		SW-846 6010C-D	4/21/17	4/25/17 5:34	QNW
Lead	10	0.83	mg/Kg dry	1		SW-846 6010C-D	4/21/17	4/25/17 5:34	QNW
Mercury	ND	0.028	mg/Kg dry	1		SW-846 7471B	4/21/17	4/21/17 12:06	TJK
Selenium	ND	5.6	mg/Kg dry	1		SW-846 6010C-D	4/21/17	4/25/17 5:34	QNW
Silver	ND	0.56	mg/Kg dry	1		SW-846 6010C-D	4/21/17	4/25/17 5:34	QNW

con-test® ANALYTICAL LABORATORY
39 Spruce Street * East Longmeadow, MA 01028 * FAX 413/525-6405 * TEL. 413/525-2332

Project Location: Simsbury, CT | Sample Description: | Work Order: 17D0940

Date Received: 4/20/2017

Field Sample #: B327 | Sampled: 4/20/2017 10:35

Sample ID: 17D0940-05

Sample Matrix: Soil

Conventional Chemistry Parameters by EPA/APHA/SW-846 Methods (Total)

Analyte	Results	RL	Units	Dilution	Flag/Qual	Method	Date Prepared	Date/Time Analyzed	Analyst
% Solids	89.1		% Wt	1		SM 2540G	4/21/17	4/24/17 8:38	WAL

con-test® ANALYTICAL LABORATORY
39 Spruce Street * East Longmeadow, MA 01028 * FAX 413/525-6405 * TEL. 413/525-2332

Project Location: Simsbury, CT | Sample Description: | Work Order: 17D0940

Date Received: 4/20/2017

Field Sample #: B328 | Sampled: 4/20/2017 10:50

Sample ID: 17D0940-06

Sample Matrix: Soil

Volatile Organic Compounds by GC/MS

Analyte	Results	RL	Units	Dilution	Flag/Qual	Method	Date Prepared	Date/Time Analyzed	Analyst
Acetone	ND	0.069	mg/Kg dry	1		SW-846 8260C	4/21/17	4/21/17 10:37	MFF
Acrylonitrile	ND	0.0042	mg/Kg dry	1		SW-846 8260C	4/21/17	4/21/17 10:37	MFF
Benzene	ND	0.0014	mg/Kg dry	1		SW-846 8260C	4/21/17	4/21/17 10:37	MFF
Bromobenzene	ND	0.0014	mg/Kg dry	1		SW-846 8260C	4/21/17	4/21/17 10:37	MFF
Bromodichloromethane	ND	0.0014	mg/Kg dry	1		SW-846 8260C	4/21/17	4/21/17 10:37	MFF
Bromoform	ND	0.0014	mg/Kg dry	1		SW-846 8260C	4/21/17	4/21/17 10:37	MFF
Bromomethane	ND	0.0069	mg/Kg dry	1		SW-846 8260C	4/21/17	4/21/17 10:37	MFF
2-Butanone (MEK)	ND	0.028	mg/Kg dry	1		SW-846 8260C	4/21/17	4/21/17 10:37	MFF
n-Butylbenzene	ND	0.0014	mg/Kg dry	1		SW-846 8260C	4/21/17	4/21/17 10:37	MFF
sec-Butylbenzene	ND	0.0014	mg/Kg dry	1		SW-846 8260C	4/21/17	4/21/17 10:37	MFF
tert-Butylbenzene	ND	0.0014	mg/Kg dry	1		SW-846 8260C	4/21/17	4/21/17 10:37	MFF
Carbon Disulfide	ND	0.0042	mg/Kg dry	1		SW-846 8260C	4/21/17	4/21/17 10:37	MFF
Carbon Tetrachloride	ND	0.0014	mg/Kg dry	1		SW-846 8260C	4/21/17	4/21/17 10:37	MFF
Chlorobenzene	ND	0.0014	mg/Kg dry	1		SW-846 8260C	4/21/17	4/21/17 10:37	MFF
Chlorodibromomethane	ND	0.00069	mg/Kg dry	1		SW-846 8260C	4/21/17	4/21/17 10:37	MFF
Chloroethane	ND	0.014	mg/Kg dry	1		SW-846 8260C	4/21/17	4/21/17 10:37	MFF
Chloroform	ND	0.0028	mg/Kg dry	1		SW-846 8260C	4/21/17	4/21/17 10:37	MFF
Chloromethane	ND	0.0069	mg/Kg dry	1		SW-846 8260C	4/21/17	4/21/17 10:37	MFF
2-Chlorotoluene	ND	0.0014	mg/Kg dry	1		SW-846 8260C	4/21/17	4/21/17 10:37	MFF
4-Chlorotoluene	ND	0.0014	mg/Kg dry	1		SW-846 8260C	4/21/17	4/21/17 10:37	MFF
1,2-Dibromo-3-chloropropane (DBCP)	ND	0.0014	mg/Kg dry	1		SW-846 8260C	4/21/17	4/21/17 10:37	MFF
1,2-Dibromoethane (EDB)	ND	0.00069	mg/Kg dry	1		SW-846 8260C	4/21/17	4/21/17 10:37	MFF
Dibromomethane	ND	0.0014	mg/Kg dry	1		SW-846 8260C	4/21/17	4/21/17 10:37	MFF
1,2-Dichlorobenzene	ND	0.0014	mg/Kg dry	1		SW-846 8260C	4/21/17	4/21/17 10:37	MFF
1,3-Dichlorobenzene	ND	0.0014	mg/Kg dry	1		SW-846 8260C	4/21/17	4/21/17 10:37	MFF
1,4-Dichlorobenzene	ND	0.0014	mg/Kg dry	1		SW-846 8260C	4/21/17	4/21/17 10:37	MFF
trans-1,4-Dichloro-2-butene	ND	0.0028	mg/Kg dry	1		SW-846 8260C	4/21/17	4/21/17 10:37	MFF
Dichlorodifluoromethane (Freon 12)	ND	0.014	mg/Kg dry	1		SW-846 8260C	4/21/17	4/21/17 10:37	MFF
1,1-Dichloroethane	ND	0.0014	mg/Kg dry	1		SW-846 8260C	4/21/17	4/21/17 10:37	MFF
1,2-Dichloroethane	ND	0.0014	mg/Kg dry	1		SW-846 8260C	4/21/17	4/21/17 10:37	MFF
1,1-Dichloroethylene	ND	0.0028	mg/Kg dry	1		SW-846 8260C	4/21/17	4/21/17 10:37	MFF
cis-1,2-Dichloroethylene	ND	0.0014	mg/Kg dry	1		SW-846 8260C	4/21/17	4/21/17 10:37	MFF
trans-1,2-Dichloroethylene	ND	0.0014	mg/Kg dry	1		SW-846 8260C	4/21/17	4/21/17 10:37	MFF
1,2-Dichloropropane	ND	0.0014	mg/Kg dry	1		SW-846 8260C	4/21/17	4/21/17 10:37	MFF
1,3-Dichloropropane	ND	0.00069	mg/Kg dry	1		SW-846 8260C	4/21/17	4/21/17 10:37	MFF
2,2-Dichloropropane	ND	0.0014	mg/Kg dry	1		SW-846 8260C	4/21/17	4/21/17 10:37	MFF
1,1-Dichloropropene	ND	0.0014	mg/Kg dry	1		SW-846 8260C	4/21/17	4/21/17 10:37	MFF
cis-1,3-Dichloropropene	ND	0.00069	mg/Kg dry	1		SW-846 8260C	4/21/17	4/21/17 10:37	MFF
trans-1,3-Dichloropropene	ND	0.00069	mg/Kg dry	1		SW-846 8260C	4/21/17	4/21/17 10:37	MFF
Ethylbenzene	ND	0.0014	mg/Kg dry	1		SW-846 8260C	4/21/17	4/21/17 10:37	MFF
Hexachlorobutadiene	ND	0.0014	mg/Kg dry	1		SW-846 8260C	4/21/17	4/21/17 10:37	MFF
2-Hexanone (MBK)	ND	0.014	mg/Kg dry	1		SW-846 8260C	4/21/17	4/21/17 10:37	MFF
Isopropylbenzene (Cumene)	ND	0.0014	mg/Kg dry	1		SW-846 8260C	4/21/17	4/21/17 10:37	MFF
p-Isopropyltoluene (p-Cymene)	ND	0.0014	mg/Kg dry	1		SW-846 8260C	4/21/17	4/21/17 10:37	MFF

con-test® ANALYTICAL LABORATORY
39 Spruce Street * East Longmeadow, MA 01028 * FAX 413/525-6405 * TEL. 413/525-2332

Project Location: Simsbury, CT | Sample Description: | Work Order: 17D0940
Date Received: 4/20/2017
Field Sample #: B328 | Sampled: 4/20/2017 10:50
Sample ID: 17D0940-06
Sample Matrix: Soil

Volatile Organic Compounds by GC/MS

Analyte	Results	RL	Units	Dilution	Flag/Qual	Method	Date Prepared	Date/Time Analyzed	Analyst
Methyl tert-Butyl Ether (MTBE)	ND	0.0028	mg/Kg dry	1		SW-846 8260C	4/21/17	4/21/17 10:37	MFF
Methylene Chloride	ND	0.014	mg/Kg dry	1		SW-846 8260C	4/21/17	4/21/17 10:37	MFF
4-Methyl-2-pentanone (MIBK)	ND	0.014	mg/Kg dry	1		SW-846 8260C	4/21/17	4/21/17 10:37	MFF
Naphthalene	ND	0.0028	mg/Kg dry	1		SW-846 8260C	4/21/17	4/21/17 10:37	MFF
n-Propylbenzene	ND	0.0014	mg/Kg dry	1		SW-846 8260C	4/21/17	4/21/17 10:37	MFF
Styrene	ND	0.0014	mg/Kg dry	1		SW-846 8260C	4/21/17	4/21/17 10:37	MFF
1,1,1,2-Tetrachloroethane	ND	0.0014	mg/Kg dry	1		SW-846 8260C	4/21/17	4/21/17 10:37	MFF
1,1,2,2-Tetrachloroethane	ND	0.0028	mg/Kg dry	1		SW-846 8260C	4/21/17	4/21/17 10:37	MFF
Tetrachloroethylene	ND	0.0014	mg/Kg dry	1		SW-846 8260C	4/21/17	4/21/17 10:37	MFF
Tetrahydrofuran	ND	0.0069	mg/Kg dry	1	V-16	SW-846 8260C	4/21/17	4/21/17 10:37	MFF
Toluene	ND	0.0014	mg/Kg dry	1		SW-846 8260C	4/21/17	4/21/17 10:37	MFF
1,2,3-Trichlorobenzene	ND	0.0014	mg/Kg dry	1		SW-846 8260C	4/21/17	4/21/17 10:37	MFF
1,2,4-Trichlorobenzene	ND	0.0014	mg/Kg dry	1		SW-846 8260C	4/21/17	4/21/17 10:37	MFF
1,1,1-Trichloroethane	ND	0.0014	mg/Kg dry	1		SW-846 8260C	4/21/17	4/21/17 10:37	MFF
1,1,2-Trichloroethane	ND	0.0014	mg/Kg dry	1		SW-846 8260C	4/21/17	4/21/17 10:37	MFF
Trichloroethylene	ND	0.0014	mg/Kg dry	1		SW-846 8260C	4/21/17	4/21/17 10:37	MFF
Trichlorofluoromethane (Freon 11)	ND	0.0069	mg/Kg dry	1		SW-846 8260C	4/21/17	4/21/17 10:37	MFF
1,2,3-Trichloropropane	ND	0.0014	mg/Kg dry	1		SW-846 8260C	4/21/17	4/21/17 10:37	MFF
1,1,2-Trichloro-1,2,2-trifluoroethane (Freon 113)	ND	0.0069	mg/Kg dry	1		SW-846 8260C	4/21/17	4/21/17 10:37	MFF
1,2,4-Trimethylbenzene	ND	0.0014	mg/Kg dry	1		SW-846 8260C	4/21/17	4/21/17 10:37	MFF
1,3,5-Trimethylbenzene	ND	0.0014	mg/Kg dry	1		SW-846 8260C	4/21/17	4/21/17 10:37	MFF
Vinyl Chloride	ND	0.0069	mg/Kg dry	1		SW-846 8260C	4/21/17	4/21/17 10:37	MFF
m+p Xylene	ND	0.0028	mg/Kg dry	1		SW-846 8260C	4/21/17	4/21/17 10:37	MFF
o-Xylene	ND	0.0014	mg/Kg dry	1		SW-846 8260C	4/21/17	4/21/17 10:37	MFF

Surrogates	% Recovery	Recovery Limits	Flag/Qual	
1,2-Dichloroethane-d4	102	70-130		4/21/17 10:37
Toluene-d8	104	70-130		4/21/17 10:37
4-Bromofluorobenzene	102	70-130		4/21/17 10:37

con-test® ANALYTICAL LABORATORY
39 Spruce Street * East Longmeadow, MA 01028 * FAX 413/525-6405 * TEL. 413/525-2332

Project Location: Simsbury, CT | Sample Description: | Work Order: 17D0940

Date Received: 4/20/2017

Field Sample #: B328 | Sampled: 4/20/2017 10:50

Sample ID: 17D0940-06

Sample Matrix: Soil

Polychlorinated Biphenyls with 3540 Soxhlet Extraction

Analyte	Results	RL	Units	Dilution	Flag/Qual	Method	Date Prepared	Date/Time Analyzed	Analyst
Aroclor-1016 [1]	ND	0.11	mg/Kg dry	5		SW-846 8082A	4/21/17	4/24/17 13:50	JMB
Aroclor-1221 [1]	ND	0.11	mg/Kg dry	5		SW-846 8082A	4/21/17	4/24/17 13:50	JMB
Aroclor-1232 [1]	ND	0.11	mg/Kg dry	5		SW-846 8082A	4/21/17	4/24/17 13:50	JMB
Aroclor-1242 [1]	ND	0.11	mg/Kg dry	5		SW-846 8082A	4/21/17	4/24/17 13:50	JMB
Aroclor-1248 [1]	ND	0.11	mg/Kg dry	5		SW-846 8082A	4/21/17	4/24/17 13:50	JMB
Aroclor-1254 [1]	ND	0.11	mg/Kg dry	5		SW-846 8082A	4/21/17	4/24/17 13:50	JMB
Aroclor-1260 [1]	ND	0.11	mg/Kg dry	5		SW-846 8082A	4/21/17	4/24/17 13:50	JMB
Aroclor-1262 [1]	ND	0.11	mg/Kg dry	5		SW-846 8082A	4/21/17	4/24/17 13:50	JMB
Aroclor-1268 [1]	ND	0.11	mg/Kg dry	5		SW-846 8082A	4/21/17	4/24/17 13:50	JMB

Surrogates	% Recovery	Recovery Limits	Flag/Qual	
Decachlorobiphenyl [1]	97.8	30-150		4/24/17 13:50
Decachlorobiphenyl [2]	93.7	30-150		4/24/17 13:50
Tetrachloro-m-xylene [1]	108	30-150		4/24/17 13:50
Tetrachloro-m-xylene [2]	109	30-150		4/24/17 13:50

con-test® ANALYTICAL LABORATORY
39 Spruce Street * East Longmeadow, MA 01028 * FAX 413/525-6405 * TEL. 413/525-2332

Project Location: Simsbury, CT | Sample Description: | Work Order: 17D0940

Date Received: 4/20/2017

Field Sample #: B328 | Sampled: 4/20/2017 10:50

Sample ID: 17D0940-06

Sample Matrix: Soil

Petroleum Hydrocarbons Analyses

Analyte	Results	RL	Units	Dilution	Flag/Qual	Method	Date Prepared	Date/Time Analyzed	Analyst
CT ETPH	950	240	mg/Kg dry	20		CTDEP ETPH	4/21/17	4/26/17 10:35	PJG

Surrogates	% Recovery	Recovery Limits	Flag/Qual	
o-Terphenyl	*	50-150	S-01	4/26/17 10:35

con-test® ANALYTICAL LABORATORY
39 Spruce Street * East Longmeadow, MA 01028 * FAX 413/525-6405 * TEL. 413/525-2332

Project Location: Simsbury, CT | Sample Description: | Work Order: 17D0940

Date Received: 4/20/2017

Field Sample #: B328 | Sampled: 4/20/2017 10:50

Sample ID: 17D0940-06

Sample Matrix: Soil

Metals Analyses (Total)

Analyte	Results	RL	Units	Dilution	Flag/Qual	Method	Date Prepared	Date/Time Analyzed	Analyst
Arsenic	ND	2.9	mg/Kg dry	1		SW-846 6010C-D	4/21/17	4/25/17 5:39	QNW
Barium	32	2.9	mg/Kg dry	1		SW-846 6010C-D	4/21/17	4/25/17 5:39	QNW
Cadmium	ND	0.29	mg/Kg dry	1		SW-846 6010C-D	4/21/17	4/25/17 5:39	QNW
Chromium	9.0	0.57	mg/Kg dry	1		SW-846 6010C-D	4/21/17	4/25/17 5:39	QNW
Lead	2.5	0.86	mg/Kg dry	1		SW-846 6010C-D	4/21/17	4/25/17 5:39	QNW
Mercury	ND	0.029	mg/Kg dry	1		SW-846 7471B	4/21/17	4/21/17 12:08	TJK
Selenium	ND	5.7	mg/Kg dry	1		SW-846 6010C-D	4/21/17	4/25/17 5:39	QNW
Silver	ND	0.57	mg/Kg dry	1		SW-846 6010C-D	4/21/17	4/25/17 5:39	QNW

con-test® ANALYTICAL LABORATORY
39 Spruce Street * East Longmeadow, MA 01028 * FAX 413/525-6405 * TEL. 413/525-2332

Project Location: Simsbury, CT | Sample Description: | Work Order: 17D0940

Date Received: 4/20/2017

Field Sample #: B328 | Sampled: 4/20/2017 10:50

Sample ID: 17D0940-06

Sample Matrix: Soil

Conventional Chemistry Parameters by EPA/APHA/SW-846 Methods (Total)

Analyte	Results	RL	Units	Dilution	Flag/Qual	Method	Date Prepared	Date/Time Analyzed	Analyst
% Solids	84.7		% Wt	1		SM 2540G	4/21/17	4/24/17 8:38	WAL

con-test® ANALYTICAL LABORATORY
39 Spruce Street * East Longmeadow, MA 01028 * FAX 413/525-6405 * TEL. 413/525-2332

Project Location: Simsbury, CT | Sample Description: | Work Order: 17D0940

Date Received: 4/20/2017

Field Sample #: B329 | Sampled: 4/20/2017 11:15

Sample ID: 17D0940-07

Sample Matrix: Soil

Volatile Organic Compounds by GC/MS

Analyte	Results	RL	Units	Dilution	Flag/Qual	Method	Date Prepared	Date/Time Analyzed	Analyst
Acetone	ND	0.071	mg/Kg dry	1		SW-846 8260C	4/21/17	4/21/17 11:05	MFF
Acrylonitrile	ND	0.0042	mg/Kg dry	1		SW-846 8260C	4/21/17	4/21/17 11:05	MFF
Benzene	ND	0.0014	mg/Kg dry	1		SW-846 8260C	4/21/17	4/21/17 11:05	MFF
Bromobenzene	ND	0.0014	mg/Kg dry	1		SW-846 8260C	4/21/17	4/21/17 11:05	MFF
Bromodichloromethane	ND	0.0014	mg/Kg dry	1		SW-846 8260C	4/21/17	4/21/17 11:05	MFF
Bromoform	ND	0.0014	mg/Kg dry	1		SW-846 8260C	4/21/17	4/21/17 11:05	MFF
Bromomethane	ND	0.0071	mg/Kg dry	1		SW-846 8260C	4/21/17	4/21/17 11:05	MFF
2-Butanone (MEK)	ND	0.028	mg/Kg dry	1		SW-846 8260C	4/21/17	4/21/17 11:05	MFF
n-Butylbenzene	ND	0.0014	mg/Kg dry	1		SW-846 8260C	4/21/17	4/21/17 11:05	MFF
sec-Butylbenzene	ND	0.0014	mg/Kg dry	1		SW-846 8260C	4/21/17	4/21/17 11:05	MFF
tert-Butylbenzene	ND	0.0014	mg/Kg dry	1		SW-846 8260C	4/21/17	4/21/17 11:05	MFF
Carbon Disulfide	ND	0.0042	mg/Kg dry	1		SW-846 8260C	4/21/17	4/21/17 11:05	MFF
Carbon Tetrachloride	ND	0.0014	mg/Kg dry	1		SW-846 8260C	4/21/17	4/21/17 11:05	MFF
Chlorobenzene	ND	0.0014	mg/Kg dry	1		SW-846 8260C	4/21/17	4/21/17 11:05	MFF
Chlorodibromomethane	ND	0.00071	mg/Kg dry	1		SW-846 8260C	4/21/17	4/21/17 11:05	MFF
Chloroethane	ND	0.014	mg/Kg dry	1		SW-846 8260C	4/21/17	4/21/17 11:05	MFF
Chloroform	ND	0.0028	mg/Kg dry	1		SW-846 8260C	4/21/17	4/21/17 11:05	MFF
Chloromethane	ND	0.0071	mg/Kg dry	1		SW-846 8260C	4/21/17	4/21/17 11:05	MFF
2-Chlorotoluene	ND	0.0014	mg/Kg dry	1		SW-846 8260C	4/21/17	4/21/17 11:05	MFF
4-Chlorotoluene	ND	0.0014	mg/Kg dry	1		SW-846 8260C	4/21/17	4/21/17 11:05	MFF
1,2-Dibromo-3-chloropropane (DBCP)	ND	0.0014	mg/Kg dry	1		SW-846 8260C	4/21/17	4/21/17 11:05	MFF
1,2-Dibromoethane (EDB)	ND	0.00071	mg/Kg dry	1		SW-846 8260C	4/21/17	4/21/17 11:05	MFF
Dibromomethane	ND	0.0014	mg/Kg dry	1		SW-846 8260C	4/21/17	4/21/17 11:05	MFF
1,2-Dichlorobenzene	ND	0.0014	mg/Kg dry	1		SW-846 8260C	4/21/17	4/21/17 11:05	MFF
1,3-Dichlorobenzene	ND	0.0014	mg/Kg dry	1		SW-846 8260C	4/21/17	4/21/17 11:05	MFF
1,4-Dichlorobenzene	ND	0.0014	mg/Kg dry	1		SW-846 8260C	4/21/17	4/21/17 11:05	MFF
trans-1,4-Dichloro-2-butene	ND	0.0028	mg/Kg dry	1		SW-846 8260C	4/21/17	4/21/17 11:05	MFF
Dichlorodifluoromethane (Freon 12)	ND	0.014	mg/Kg dry	1		SW-846 8260C	4/21/17	4/21/17 11:05	MFF
1,1-Dichloroethane	ND	0.0014	mg/Kg dry	1		SW-846 8260C	4/21/17	4/21/17 11:05	MFF
1,2-Dichloroethane	ND	0.0014	mg/Kg dry	1		SW-846 8260C	4/21/17	4/21/17 11:05	MFF
1,1-Dichloroethylene	ND	0.0028	mg/Kg dry	1		SW-846 8260C	4/21/17	4/21/17 11:05	MFF
cis-1,2-Dichloroethylene	ND	0.0014	mg/Kg dry	1		SW-846 8260C	4/21/17	4/21/17 11:05	MFF
trans-1,2-Dichloroethylene	ND	0.0014	mg/Kg dry	1		SW-846 8260C	4/21/17	4/21/17 11:05	MFF
1,2-Dichloropropane	ND	0.0014	mg/Kg dry	1		SW-846 8260C	4/21/17	4/21/17 11:05	MFF
1,3-Dichloropropane	ND	0.00071	mg/Kg dry	1		SW-846 8260C	4/21/17	4/21/17 11:05	MFF
2,2-Dichloropropane	ND	0.0014	mg/Kg dry	1		SW-846 8260C	4/21/17	4/21/17 11:05	MFF
1,1-Dichloropropene	ND	0.0014	mg/Kg dry	1		SW-846 8260C	4/21/17	4/21/17 11:05	MFF
cis-1,3-Dichloropropene	ND	0.00071	mg/Kg dry	1		SW-846 8260C	4/21/17	4/21/17 11:05	MFF
trans-1,3-Dichloropropene	ND	0.00071	mg/Kg dry	1		SW-846 8260C	4/21/17	4/21/17 11:05	MFF
Ethylbenzene	ND	0.0014	mg/Kg dry	1		SW-846 8260C	4/21/17	4/21/17 11:05	MFF
Hexachlorobutadiene	ND	0.0014	mg/Kg dry	1		SW-846 8260C	4/21/17	4/21/17 11:05	MFF
2-Hexanone (MBK)	ND	0.014	mg/Kg dry	1		SW-846 8260C	4/21/17	4/21/17 11:05	MFF
Isopropylbenzene (Cumene)	ND	0.0014	mg/Kg dry	1		SW-846 8260C	4/21/17	4/21/17 11:05	MFF
p-Isopropyltoluene (p-Cymene)	ND	0.0014	mg/Kg dry	1		SW-846 8260C	4/21/17	4/21/17 11:05	MFF

con-test® ANALYTICAL LABORATORY
39 Spruce Street * East Longmeadow, MA 01028 * FAX 413/525-6405 * TEL. 413/525-2332

Project Location: Simsbury, CT | Sample Description: | Work Order: 17D0940

Date Received: 4/20/2017

Field Sample #: B329 | Sampled: 4/20/2017 11:15

Sample ID: 17D0940-07

Sample Matrix: Soil

Volatile Organic Compounds by GC/MS

Analyte	Results	RL	Units	Dilution	Flag/Qual	Method	Date Prepared	Date/Time Analyzed	Analyst
Methyl tert-Butyl Ether (MTBE)	ND	0.0028	mg/Kg dry	1		SW-846 8260C	4/21/17	4/21/17 11:05	MFF
Methylene Chloride	ND	0.014	mg/Kg dry	1		SW-846 8260C	4/21/17	4/21/17 11:05	MFF
4-Methyl-2-pentanone (MIBK)	ND	0.014	mg/Kg dry	1		SW-846 8260C	4/21/17	4/21/17 11:05	MFF
Naphthalene	ND	0.0028	mg/Kg dry	1		SW-846 8260C	4/21/17	4/21/17 11:05	MFF
n-Propylbenzene	ND	0.0014	mg/Kg dry	1		SW-846 8260C	4/21/17	4/21/17 11:05	MFF
Styrene	ND	0.0014	mg/Kg dry	1		SW-846 8260C	4/21/17	4/21/17 11:05	MFF
1,1,1,2-Tetrachloroethane	ND	0.0014	mg/Kg dry	1		SW-846 8260C	4/21/17	4/21/17 11:05	MFF
1,1,2,2-Tetrachloroethane	ND	0.0028	mg/Kg dry	1		SW-846 8260C	4/21/17	4/21/17 11:05	MFF
Tetrachloroethylene	ND	0.0014	mg/Kg dry	1		SW-846 8260C	4/21/17	4/21/17 11:05	MFF
Tetrahydrofuran	ND	0.0071	mg/Kg dry	1	V-16	SW-846 8260C	4/21/17	4/21/17 11:05	MFF
Toluene	ND	0.0014	mg/Kg dry	1		SW-846 8260C	4/21/17	4/21/17 11:05	MFF
1,2,3-Trichlorobenzene	ND	0.0014	mg/Kg dry	1		SW-846 8260C	4/21/17	4/21/17 11:05	MFF
1,2,4-Trichlorobenzene	ND	0.0014	mg/Kg dry	1		SW-846 8260C	4/21/17	4/21/17 11:05	MFF
1,1,1-Trichloroethane	ND	0.0014	mg/Kg dry	1		SW-846 8260C	4/21/17	4/21/17 11:05	MFF
1,1,2-Trichloroethane	ND	0.0014	mg/Kg dry	1		SW-846 8260C	4/21/17	4/21/17 11:05	MFF
Trichloroethylene	ND	0.0014	mg/Kg dry	1		SW-846 8260C	4/21/17	4/21/17 11:05	MFF
Trichlorofluoromethane (Freon 11)	ND	0.0071	mg/Kg dry	1		SW-846 8260C	4/21/17	4/21/17 11:05	MFF
1,2,3-Trichloropropane	ND	0.0014	mg/Kg dry	1		SW-846 8260C	4/21/17	4/21/17 11:05	MFF
1,1,2-Trichloro-1,2,2-trifluoroethane (Freon 113)	ND	0.0071	mg/Kg dry	1		SW-846 8260C	4/21/17	4/21/17 11:05	MFF
1,2,4-Trimethylbenzene	ND	0.0014	mg/Kg dry	1		SW-846 8260C	4/21/17	4/21/17 11:05	MFF
1,3,5-Trimethylbenzene	ND	0.0014	mg/Kg dry	1		SW-846 8260C	4/21/17	4/21/17 11:05	MFF
Vinyl Chloride	ND	0.0071	mg/Kg dry	1		SW-846 8260C	4/21/17	4/21/17 11:05	MFF
m+p Xylene	ND	0.0028	mg/Kg dry	1		SW-846 8260C	4/21/17	4/21/17 11:05	MFF
o-Xylene	ND	0.0014	mg/Kg dry	1		SW-846 8260C	4/21/17	4/21/17 11:05	MFF

Surrogates	% Recovery	Recovery Limits	Flag/Qual	
1,2-Dichloroethane-d4	100	70-130		4/21/17 11:05
Toluene-d8	105	70-130		4/21/17 11:05
4-Bromofluorobenzene	103	70-130		4/21/17 11:05

con-test® ANALYTICAL LABORATORY
39 Spruce Street * East Longmeadow, MA 01028 * FAX 413/525-6405 * TEL. 413/525-2332

Project Location: Simsbury, CT | Sample Description: | Work Order: 17D0940

Date Received: 4/20/2017

Field Sample #: B329 | Sampled: 4/20/2017 11:15

Sample ID: 17D0940-07

Sample Matrix: Soil

Polychlorinated Biphenyls with 3540 Soxhlet Extraction

Analyte	Results	RL	Units	Dilution	Flag/Qual	Method	Date Prepared	Date/Time Analyzed	Analyst
Aroclor-1016 [1]	ND	0.11	mg/Kg dry	5		SW-846 8082A	4/21/17	4/24/17 14:08	JMB
Aroclor-1221 [1]	ND	0.11	mg/Kg dry	5		SW-846 8082A	4/21/17	4/24/17 14:08	JMB
Aroclor-1232 [1]	ND	0.11	mg/Kg dry	5		SW-846 8082A	4/21/17	4/24/17 14:08	JMB
Aroclor-1242 [1]	ND	0.11	mg/Kg dry	5		SW-846 8082A	4/21/17	4/24/17 14:08	JMB
Aroclor-1248 [1]	ND	0.11	mg/Kg dry	5		SW-846 8082A	4/21/17	4/24/17 14:08	JMB
Aroclor-1254 [1]	ND	0.11	mg/Kg dry	5		SW-846 8082A	4/21/17	4/24/17 14:08	JMB
Aroclor-1260 [1]	ND	0.11	mg/Kg dry	5		SW-846 8082A	4/21/17	4/24/17 14:08	JMB
Aroclor-1262 [1]	ND	0.11	mg/Kg dry	5		SW-846 8082A	4/21/17	4/24/17 14:08	JMB
Aroclor-1268 [1]	ND	0.11	mg/Kg dry	5		SW-846 8082A	4/21/17	4/24/17 14:08	JMB

Surrogates	% Recovery	Recovery Limits	Flag/Qual	
Decachlorobiphenyl [1]	102	30-150		4/24/17 14:08
Decachlorobiphenyl [2]	99.0	30-150		4/24/17 14:08
Tetrachloro-m-xylene [1]	114	30-150		4/24/17 14:08
Tetrachloro-m-xylene [2]	119	30-150		4/24/17 14:08

con-test® ANALYTICAL LABORATORY
39 Spruce Street * East Longmeadow, MA 01028 * FAX 413/525-6405 * TEL. 413/525-2332

Project Location: Simsbury, CT | Sample Description: | Work Order: 17D0940

Date Received: 4/20/2017

Field Sample #: B329 | Sampled: 4/20/2017 11:15

Sample ID: 17D0940-07

Sample Matrix: Soil

Petroleum Hydrocarbons Analyses

Analyte	Results	RL	Units	Dilution	Flag/Qual	Method	Date Prepared	Date/Time Analyzed	Analyst
CT ETPH	59	11	mg/Kg dry	1		CTDEP ETPH	4/21/17	4/26/17 11:10	PJG

Surrogates	% Recovery	Recovery Limits	Flag/Qual	
o-Terphenyl	67.0	50-150		4/26/17 11:10

con-test® ANALYTICAL LABORATORY
39 Spruce Street * East Longmeadow, MA 01028 * FAX 413/525-6405 * TEL. 413/525-2332

Project Location: Simsbury, CT
Sample Description:
Work Order: 17D0940
Date Received: 4/20/2017
Field Sample #: B329
Sampled: 4/20/2017 11:15
Sample ID: 17D0940-07
Sample Matrix: Soil

Metals Analyses (Total)

Analyte	Results	RL	Units	Dilution	Flag/Qual	Method	Date Prepared	Date/Time Analyzed	Analyst
Arsenic	ND	2.8	mg/Kg dry	1		SW-846 6010C-D	4/21/17	4/25/17 5:44	QNW
Barium	22	2.8	mg/Kg dry	1		SW-846 6010C-D	4/21/17	4/25/17 5:44	QNW
Cadmium	ND	0.28	mg/Kg dry	1		SW-846 6010C-D	4/21/17	4/25/17 5:44	QNW
Chromium	5.5	0.55	mg/Kg dry	1		SW-846 6010C-D	4/21/17	4/25/17 5:44	QNW
Lead	3.8	0.83	mg/Kg dry	1		SW-846 6010C-D	4/21/17	4/25/17 5:44	QNW
Mercury	ND	0.029	mg/Kg dry	1		SW-846 7471B	4/21/17	4/21/17 12:09	TJK
Selenium	ND	5.5	mg/Kg dry	1		SW-846 6010C-D	4/21/17	4/25/17 5:44	QNW
Silver	ND	0.55	mg/Kg dry	1		SW-846 6010C-D	4/21/17	4/25/17 5:44	QNW

con-test® ANALYTICAL LABORATORY
39 Spruce Street * East Longmeadow, MA 01028 * FAX 413/525-6405 * TEL. 413/525-2332

Project Location: Simsbury, CT | Sample Description: | Work Order: 17D0940

Date Received: 4/20/2017

Field Sample #: B329 | Sampled: 4/20/2017 11:15

Sample ID: 17D0940-07

Sample Matrix: Soil

Conventional Chemistry Parameters by EPA/APHA/SW-846 Methods (Total)

Analyte	Results	RL	Units	Dilution	Flag/Qual	Method	Date Prepared	Date/Time Analyzed	Analyst
% Solids	88.3		% Wt	1		SM 2540G	4/21/17	4/24/17 8:38	WAL

con-test® ANALYTICAL LABORATORY
39 Spruce Street * East Longmeadow, MA 01028 * FAX 413/525-6405 * TEL. 413/525-2332

Project Location: Simsbury, CT | Sample Description: | Work Order: 17D0940

Date Received: 4/20/2017

Field Sample #: B330 | Sampled: 4/20/2017 11:40

Sample ID: 17D0940-08

Sample Matrix: Soil

Volatile Organic Compounds by GC/MS

Analyte	Results	RL	Units	Dilution	Flag/Qual	Method	Date Prepared	Date/Time Analyzed	Analyst
Acetone	ND	0.065	mg/Kg dry	1		SW-846 8260C	4/21/17	4/21/17 11:33	MFF
Acrylonitrile	ND	0.0039	mg/Kg dry	1		SW-846 8260C	4/21/17	4/21/17 11:33	MFF
Benzene	ND	0.0013	mg/Kg dry	1		SW-846 8260C	4/21/17	4/21/17 11:33	MFF
Bromobenzene	ND	0.0013	mg/Kg dry	1		SW-846 8260C	4/21/17	4/21/17 11:33	MFF
Bromodichloromethane	ND	0.0013	mg/Kg dry	1		SW-846 8260C	4/21/17	4/21/17 11:33	MFF
Bromoform	ND	0.0013	mg/Kg dry	1		SW-846 8260C	4/21/17	4/21/17 11:33	MFF
Bromomethane	ND	0.0065	mg/Kg dry	1		SW-846 8260C	4/21/17	4/21/17 11:33	MFF
2-Butanone (MEK)	ND	0.026	mg/Kg dry	1		SW-846 8260C	4/21/17	4/21/17 11:33	MFF
n-Butylbenzene	ND	0.0013	mg/Kg dry	1		SW-846 8260C	4/21/17	4/21/17 11:33	MFF
sec-Butylbenzene	ND	0.0013	mg/Kg dry	1		SW-846 8260C	4/21/17	4/21/17 11:33	MFF
tert-Butylbenzene	ND	0.0013	mg/Kg dry	1		SW-846 8260C	4/21/17	4/21/17 11:33	MFF
Carbon Disulfide	ND	0.0039	mg/Kg dry	1		SW-846 8260C	4/21/17	4/21/17 11:33	MFF
Carbon Tetrachloride	ND	0.0013	mg/Kg dry	1		SW-846 8260C	4/21/17	4/21/17 11:33	MFF
Chlorobenzene	ND	0.0013	mg/Kg dry	1		SW-846 8260C	4/21/17	4/21/17 11:33	MFF
Chlorodibromomethane	ND	0.00065	mg/Kg dry	1		SW-846 8260C	4/21/17	4/21/17 11:33	MFF
Chloroethane	ND	0.013	mg/Kg dry	1		SW-846 8260C	4/21/17	4/21/17 11:33	MFF
Chloroform	ND	0.0026	mg/Kg dry	1		SW-846 8260C	4/21/17	4/21/17 11:33	MFF
Chloromethane	ND	0.0065	mg/Kg dry	1		SW-846 8260C	4/21/17	4/21/17 11:33	MFF
2-Chlorotoluene	ND	0.0013	mg/Kg dry	1		SW-846 8260C	4/21/17	4/21/17 11:33	MFF
4-Chlorotoluene	ND	0.0013	mg/Kg dry	1		SW-846 8260C	4/21/17	4/21/17 11:33	MFF
1,2-Dibromo-3-chloropropane (DBCP)	ND	0.0013	mg/Kg dry	1		SW-846 8260C	4/21/17	4/21/17 11:33	MFF
1,2-Dibromoethane (EDB)	ND	0.00065	mg/Kg dry	1		SW-846 8260C	4/21/17	4/21/17 11:33	MFF
Dibromomethane	ND	0.0013	mg/Kg dry	1		SW-846 8260C	4/21/17	4/21/17 11:33	MFF
1,2-Dichlorobenzene	ND	0.0013	mg/Kg dry	1		SW-846 8260C	4/21/17	4/21/17 11:33	MFF
1,3-Dichlorobenzene	ND	0.0013	mg/Kg dry	1		SW-846 8260C	4/21/17	4/21/17 11:33	MFF
1,4-Dichlorobenzene	ND	0.0013	mg/Kg dry	1		SW-846 8260C	4/21/17	4/21/17 11:33	MFF
trans-1,4-Dichloro-2-butene	ND	0.0026	mg/Kg dry	1		SW-846 8260C	4/21/17	4/21/17 11:33	MFF
Dichlorodifluoromethane (Freon 12)	ND	0.013	mg/Kg dry	1		SW-846 8260C	4/21/17	4/21/17 11:33	MFF
1,1-Dichloroethane	ND	0.0013	mg/Kg dry	1		SW-846 8260C	4/21/17	4/21/17 11:33	MFF
1,2-Dichloroethane	ND	0.0013	mg/Kg dry	1		SW-846 8260C	4/21/17	4/21/17 11:33	MFF
1,1-Dichloroethylene	ND	0.0026	mg/Kg dry	1		SW-846 8260C	4/21/17	4/21/17 11:33	MFF
cis-1,2-Dichloroethylene	ND	0.0013	mg/Kg dry	1		SW-846 8260C	4/21/17	4/21/17 11:33	MFF
trans-1,2-Dichloroethylene	ND	0.0013	mg/Kg dry	1		SW-846 8260C	4/21/17	4/21/17 11:33	MFF
1,2-Dichloropropane	ND	0.0013	mg/Kg dry	1		SW-846 8260C	4/21/17	4/21/17 11:33	MFF
1,3-Dichloropropane	ND	0.00065	mg/Kg dry	1		SW-846 8260C	4/21/17	4/21/17 11:33	MFF
2,2-Dichloropropane	ND	0.0013	mg/Kg dry	1		SW-846 8260C	4/21/17	4/21/17 11:33	MFF
1,1-Dichloropropene	ND	0.0013	mg/Kg dry	1		SW-846 8260C	4/21/17	4/21/17 11:33	MFF
cis-1,3-Dichloropropene	ND	0.00065	mg/Kg dry	1		SW-846 8260C	4/21/17	4/21/17 11:33	MFF
trans-1,3-Dichloropropene	ND	0.00065	mg/Kg dry	1		SW-846 8260C	4/21/17	4/21/17 11:33	MFF
Ethylbenzene	ND	0.0013	mg/Kg dry	1		SW-846 8260C	4/21/17	4/21/17 11:33	MFF
Hexachlorobutadiene	ND	0.0013	mg/Kg dry	1		SW-846 8260C	4/21/17	4/21/17 11:33	MFF
2-Hexanone (MBK)	ND	0.013	mg/Kg dry	1		SW-846 8260C	4/21/17	4/21/17 11:33	MFF
Isopropylbenzene (Cumene)	ND	0.0013	mg/Kg dry	1		SW-846 8260C	4/21/17	4/21/17 11:33	MFF
p-Isopropyltoluene (p-Cymene)	ND	0.0013	mg/Kg dry	1		SW-846 8260C	4/21/17	4/21/17 11:33	MFF

con-test® ANALYTICAL LABORATORY
39 Spruce Street * East Longmeadow, MA 01028 * FAX 413/525-6405 * TEL. 413/525-2332

Project Location: Simsbury, CT | Sample Description: | Work Order: 17D0940

Date Received: 4/20/2017

Field Sample #: B330 | Sampled: 4/20/2017 11:40

Sample ID: 17D0940-08

Sample Matrix: Soil

Volatile Organic Compounds by GC/MS

Analyte	Results	RL	Units	Dilution	Flag/Qual	Method	Date Prepared	Date/Time Analyzed	Analyst
Methyl tert-Butyl Ether (MTBE)	ND	0.0026	mg/Kg dry	1		SW-846 8260C	4/21/17	4/21/17 11:33	MFF
Methylene Chloride	ND	0.013	mg/Kg dry	1		SW-846 8260C	4/21/17	4/21/17 11:33	MFF
4-Methyl-2-pentanone (MIBK)	ND	0.013	mg/Kg dry	1		SW-846 8260C	4/21/17	4/21/17 11:33	MFF
Naphthalene	ND	0.0026	mg/Kg dry	1		SW-846 8260C	4/21/17	4/21/17 11:33	MFF
n-Propylbenzene	ND	0.0013	mg/Kg dry	1		SW-846 8260C	4/21/17	4/21/17 11:33	MFF
Styrene	ND	0.0013	mg/Kg dry	1		SW-846 8260C	4/21/17	4/21/17 11:33	MFF
1,1,1,2-Tetrachloroethane	ND	0.0013	mg/Kg dry	1		SW-846 8260C	4/21/17	4/21/17 11:33	MFF
1,1,2,2-Tetrachloroethane	ND	0.0026	mg/Kg dry	1		SW-846 8260C	4/21/17	4/21/17 11:33	MFF
Tetrachloroethylene	ND	0.0013	mg/Kg dry	1		SW-846 8260C	4/21/17	4/21/17 11:33	MFF
Tetrahydrofuran	ND	0.0065	mg/Kg dry	1	V-16	SW-846 8260C	4/21/17	4/21/17 11:33	MFF
Toluene	ND	0.0013	mg/Kg dry	1		SW-846 8260C	4/21/17	4/21/17 11:33	MFF
1,2,3-Trichlorobenzene	ND	0.0013	mg/Kg dry	1		SW-846 8260C	4/21/17	4/21/17 11:33	MFF
1,2,4-Trichlorobenzene	ND	0.0013	mg/Kg dry	1		SW-846 8260C	4/21/17	4/21/17 11:33	MFF
1,1,1-Trichloroethane	ND	0.0013	mg/Kg dry	1		SW-846 8260C	4/21/17	4/21/17 11:33	MFF
1,1,2-Trichloroethane	ND	0.0013	mg/Kg dry	1		SW-846 8260C	4/21/17	4/21/17 11:33	MFF
Trichloroethylene	ND	0.0013	mg/Kg dry	1		SW-846 8260C	4/21/17	4/21/17 11:33	MFF
Trichlorofluoromethane (Freon 11)	ND	0.0065	mg/Kg dry	1		SW-846 8260C	4/21/17	4/21/17 11:33	MFF
1,2,3-Trichloropropane	ND	0.0013	mg/Kg dry	1		SW-846 8260C	4/21/17	4/21/17 11:33	MFF
1,1,2-Trichloro-1,2,2-trifluoroethane (Freon 113)	ND	0.0065	mg/Kg dry	1		SW-846 8260C	4/21/17	4/21/17 11:33	MFF
1,2,4-Trimethylbenzene	ND	0.0013	mg/Kg dry	1		SW-846 8260C	4/21/17	4/21/17 11:33	MFF
1,3,5-Trimethylbenzene	ND	0.0013	mg/Kg dry	1		SW-846 8260C	4/21/17	4/21/17 11:33	MFF
Vinyl Chloride	ND	0.0065	mg/Kg dry	1		SW-846 8260C	4/21/17	4/21/17 11:33	MFF
m+p Xylene	ND	0.0026	mg/Kg dry	1		SW-846 8260C	4/21/17	4/21/17 11:33	MFF
o-Xylene	ND	0.0013	mg/Kg dry	1		SW-846 8260C	4/21/17	4/21/17 11:33	MFF

Surrogates	% Recovery	Recovery Limits	Flag/Qual	
1,2-Dichloroethane-d4	101	70-130		4/21/17 11:33
Toluene-d8	102	70-130		4/21/17 11:33
4-Bromofluorobenzene	99.0	70-130		4/21/17 11:33

con-test® ANALYTICAL LABORATORY
39 Spruce Street * East Longmeadow, MA 01028 * FAX 413/525-6405 * TEL. 413/525-2332

Project Location: Simsbury, CT | Sample Description: | Work Order: 17D0940

Date Received: 4/20/2017

Field Sample #: B330 | Sampled: 4/20/2017 11:40

Sample ID: 17D0940-08

Sample Matrix: Soil

Polychlorinated Biphenyls with 3540 Soxhlet Extraction

Analyte	Results	RL	Units	Dilution	Flag/Qual	Method	Date Prepared	Date/Time Analyzed	Analyst
Aroclor-1016 [1]	ND	0.11	mg/Kg dry	5		SW-846 8082A	4/21/17	4/24/17 14:26	JMB
Aroclor-1221 [1]	ND	0.11	mg/Kg dry	5		SW-846 8082A	4/21/17	4/24/17 14:26	JMB
Aroclor-1232 [1]	ND	0.11	mg/Kg dry	5		SW-846 8082A	4/21/17	4/24/17 14:26	JMB
Aroclor-1242 [1]	ND	0.11	mg/Kg dry	5		SW-846 8082A	4/21/17	4/24/17 14:26	JMB
Aroclor-1248 [1]	ND	0.11	mg/Kg dry	5		SW-846 8082A	4/21/17	4/24/17 14:26	JMB
Aroclor-1254 [1]	ND	0.11	mg/Kg dry	5		SW-846 8082A	4/21/17	4/24/17 14:26	JMB
Aroclor-1260 [1]	ND	0.11	mg/Kg dry	5		SW-846 8082A	4/21/17	4/24/17 14:26	JMB
Aroclor-1262 [1]	ND	0.11	mg/Kg dry	5		SW-846 8082A	4/21/17	4/24/17 14:26	JMB
Aroclor-1268 [1]	ND	0.11	mg/Kg dry	5		SW-846 8082A	4/21/17	4/24/17 14:26	JMB

Surrogates	% Recovery	Recovery Limits	Flag/Qual	
Decachlorobiphenyl [1]	106	30-150		4/24/17 14:26
Decachlorobiphenyl [2]	103	30-150		4/24/17 14:26
Tetrachloro-m-xylene [1]	101	30-150		4/24/17 14:26
Tetrachloro-m-xylene [2]	95.0	30-150		4/24/17 14:26

con-test® ANALYTICAL LABORATORY
39 Spruce Street * East Longmeadow, MA 01028 * FAX 413/525-6405 * TEL. 413/525-2332

Project Location: Simsbury, CT | Sample Description: | Work Order: 17D0940

Date Received: 4/20/2017

Field Sample #: B330 | Sampled: 4/20/2017 11:40

Sample ID: 17D0940-08

Sample Matrix: Soil

Petroleum Hydrocarbons Analyses

Analyte	Results	RL	Units	Dilution	Flag/Qual	Method	Date Prepared	Date/Time Analyzed	Analyst
CT ETPH	1000	230	mg/Kg dry	20		CTDEP ETPH	4/21/17	4/26/17 11:10	PJG

Surrogates	% Recovery	Recovery Limits	Flag/Qual	
o-Terphenyl	*	50-150	S-01	4/26/17 11:10

con-test® ANALYTICAL LABORATORY
39 Spruce Street * East Longmeadow, MA 01028 * FAX 413/525-6405 * TEL. 413/525-2332

Project Location: Simsbury, CT | Sample Description: | Work Order: 17D0940

Date Received: 4/20/2017

Field Sample #: B330 | Sampled: 4/20/2017 11:40

Sample ID: 17D0940-08

Sample Matrix: Soil

Metals Analyses (Total)

Analyte	Results	RL	Units	Dilution	Flag/Qual	Method	Date Prepared	Date/Time Analyzed	Analyst
Arsenic	ND	2.8	mg/Kg dry	1		SW-846 6010C-D	4/21/17	4/25/17 5:49	QNW
Barium	26	2.8	mg/Kg dry	1		SW-846 6010C-D	4/21/17	4/25/17 5:49	QNW
Cadmium	ND	0.28	mg/Kg dry	1		SW-846 6010C-D	4/21/17	4/25/17 5:49	QNW
Chromium	7.7	0.55	mg/Kg dry	1		SW-846 6010C-D	4/21/17	4/25/17 5:49	QNW
Lead	4.1	0.83	mg/Kg dry	1		SW-846 6010C-D	4/21/17	4/25/17 5:49	QNW
Mercury	ND	0.028	mg/Kg dry	1		SW-846 7471B	4/21/17	4/21/17 12:10	TJK
Selenium	ND	5.5	mg/Kg dry	1		SW-846 6010C-D	4/21/17	4/25/17 5:49	QNW
Silver	ND	0.55	mg/Kg dry	1		SW-846 6010C-D	4/21/17	4/25/17 5:49	QNW



39 Spruce Street * East Longmeadow, MA 01028 * FAX 413/525-6405 * TEL. 413/525-2332

Project Location: Simsbury, CT | Sample Description: | Work Order: 17D0940

Date Received: 4/20/2017

Field Sample #: B330 | Sampled: 4/20/2017 11:40

Sample ID: 17D0940-08

Sample Matrix: Soil

Conventional Chemistry Parameters by EPA/APHA/SW-846 Methods (Total)

Analyte	Results	RL	Units	Dilution	Flag/Qual	Method	Date Prepared	Date/Time Analyzed	Analyst
% Solids	88.1		% Wt	1		SM 2540G	4/21/17	4/24/17 8:38	WAL

con-test® ANALYTICAL LABORATORY
39 Spruce Street * East Longmeadow, MA 01028 * FAX 413/525-6405 * TEL. 413/525-2332

Project Location: Simsbury, CT | Sample Description: | Work Order: 17D0940

Date Received: 4/20/2017

Field Sample #: B331 | Sampled: 4/20/2017 12:10

Sample ID: 17D0940-09

Sample Matrix: Soil

Volatile Organic Compounds by GC/MS

Analyte	Results	RL	Units	Dilution	Flag/Qual	Method	Date Prepared	Date/Time Analyzed	Analyst
Acetone	ND	0.080	mg/Kg dry	1		SW-846 8260C	4/21/17	4/21/17 12:01	MFF
Acrylonitrile	ND	0.0048	mg/Kg dry	1		SW-846 8260C	4/21/17	4/21/17 12:01	MFF
Benzene	ND	0.0016	mg/Kg dry	1		SW-846 8260C	4/21/17	4/21/17 12:01	MFF
Bromobenzene	ND	0.0016	mg/Kg dry	1		SW-846 8260C	4/21/17	4/21/17 12:01	MFF
Bromodichloromethane	ND	0.0016	mg/Kg dry	1		SW-846 8260C	4/21/17	4/21/17 12:01	MFF
Bromoform	ND	0.0016	mg/Kg dry	1		SW-846 8260C	4/21/17	4/21/17 12:01	MFF
Bromomethane	ND	0.0080	mg/Kg dry	1		SW-846 8260C	4/21/17	4/21/17 12:01	MFF
2-Butanone (MEK)	ND	0.032	mg/Kg dry	1		SW-846 8260C	4/21/17	4/21/17 12:01	MFF
n-Butylbenzene	ND	0.0016	mg/Kg dry	1		SW-846 8260C	4/21/17	4/21/17 12:01	MFF
sec-Butylbenzene	ND	0.0016	mg/Kg dry	1		SW-846 8260C	4/21/17	4/21/17 12:01	MFF
tert-Butylbenzene	ND	0.0016	mg/Kg dry	1		SW-846 8260C	4/21/17	4/21/17 12:01	MFF
Carbon Disulfide	ND	0.0048	mg/Kg dry	1		SW-846 8260C	4/21/17	4/21/17 12:01	MFF
Carbon Tetrachloride	ND	0.0016	mg/Kg dry	1		SW-846 8260C	4/21/17	4/21/17 12:01	MFF
Chlorobenzene	ND	0.0016	mg/Kg dry	1		SW-846 8260C	4/21/17	4/21/17 12:01	MFF
Chlorodibromomethane	ND	0.00080	mg/Kg dry	1		SW-846 8260C	4/21/17	4/21/17 12:01	MFF
Chloroethane	ND	0.016	mg/Kg dry	1		SW-846 8260C	4/21/17	4/21/17 12:01	MFF
Chloroform	ND	0.0032	mg/Kg dry	1		SW-846 8260C	4/21/17	4/21/17 12:01	MFF
Chloromethane	ND	0.0080	mg/Kg dry	1		SW-846 8260C	4/21/17	4/21/17 12:01	MFF
2-Chlorotoluene	ND	0.0016	mg/Kg dry	1		SW-846 8260C	4/21/17	4/21/17 12:01	MFF
4-Chlorotoluene	ND	0.0016	mg/Kg dry	1		SW-846 8260C	4/21/17	4/21/17 12:01	MFF
1,2-Dibromo-3-chloropropane (DBCP)	ND	0.0016	mg/Kg dry	1		SW-846 8260C	4/21/17	4/21/17 12:01	MFF
1,2-Dibromoethane (EDB)	ND	0.00080	mg/Kg dry	1		SW-846 8260C	4/21/17	4/21/17 12:01	MFF
Dibromomethane	ND	0.0016	mg/Kg dry	1		SW-846 8260C	4/21/17	4/21/17 12:01	MFF
1,2-Dichlorobenzene	ND	0.0016	mg/Kg dry	1		SW-846 8260C	4/21/17	4/21/17 12:01	MFF
1,3-Dichlorobenzene	ND	0.0016	mg/Kg dry	1		SW-846 8260C	4/21/17	4/21/17 12:01	MFF
1,4-Dichlorobenzene	ND	0.0016	mg/Kg dry	1		SW-846 8260C	4/21/17	4/21/17 12:01	MFF
trans-1,4-Dichloro-2-butene	ND	0.0032	mg/Kg dry	1		SW-846 8260C	4/21/17	4/21/17 12:01	MFF
Dichlorodifluoromethane (Freon 12)	ND	0.016	mg/Kg dry	1		SW-846 8260C	4/21/17	4/21/17 12:01	MFF
1,1-Dichloroethane	ND	0.0016	mg/Kg dry	1		SW-846 8260C	4/21/17	4/21/17 12:01	MFF
1,2-Dichloroethane	ND	0.0016	mg/Kg dry	1		SW-846 8260C	4/21/17	4/21/17 12:01	MFF
1,1-Dichloroethylene	ND	0.0032	mg/Kg dry	1		SW-846 8260C	4/21/17	4/21/17 12:01	MFF
cis-1,2-Dichloroethylene	ND	0.0016	mg/Kg dry	1		SW-846 8260C	4/21/17	4/21/17 12:01	MFF
trans-1,2-Dichloroethylene	ND	0.0016	mg/Kg dry	1		SW-846 8260C	4/21/17	4/21/17 12:01	MFF
1,2-Dichloropropane	ND	0.0016	mg/Kg dry	1		SW-846 8260C	4/21/17	4/21/17 12:01	MFF
1,3-Dichloropropane	ND	0.00080	mg/Kg dry	1		SW-846 8260C	4/21/17	4/21/17 12:01	MFF
2,2-Dichloropropane	ND	0.0016	mg/Kg dry	1		SW-846 8260C	4/21/17	4/21/17 12:01	MFF
1,1-Dichloropropene	ND	0.0016	mg/Kg dry	1		SW-846 8260C	4/21/17	4/21/17 12:01	MFF
cis-1,3-Dichloropropene	ND	0.00080	mg/Kg dry	1		SW-846 8260C	4/21/17	4/21/17 12:01	MFF
trans-1,3-Dichloropropene	ND	0.00080	mg/Kg dry	1		SW-846 8260C	4/21/17	4/21/17 12:01	MFF
Ethylbenzene	ND	0.0016	mg/Kg dry	1		SW-846 8260C	4/21/17	4/21/17 12:01	MFF
Hexachlorobutadiene	ND	0.0016	mg/Kg dry	1		SW-846 8260C	4/21/17	4/21/17 12:01	MFF
2-Hexanone (MBK)	ND	0.016	mg/Kg dry	1		SW-846 8260C	4/21/17	4/21/17 12:01	MFF
Isopropylbenzene (Cumene)	ND	0.0016	mg/Kg dry	1		SW-846 8260C	4/21/17	4/21/17 12:01	MFF
p-Isopropyltoluene (p-Cymene)	ND	0.0016	mg/Kg dry	1		SW-846 8260C	4/21/17	4/21/17 12:01	MFF

con-test® ANALYTICAL LABORATORY
39 Spruce Street * East Longmeadow, MA 01028 * FAX 413/525-6405 * TEL. 413/525-2332

Project Location: Simsbury, CT | Sample Description: | Work Order: 17D0940

Date Received: 4/20/2017

Field Sample #: B331 | Sampled: 4/20/2017 12:10

Sample ID: 17D0940-09

Sample Matrix: Soil

Volatile Organic Compounds by GC/MS

Analyte	Results	RL	Units	Dilution	Flag/Qual	Method	Date Prepared	Date/Time Analyzed	Analyst
Methyl tert-Butyl Ether (MTBE)	ND	0.0032	mg/Kg dry	1		SW-846 8260C	4/21/17	4/21/17 12:01	MFF
Methylene Chloride	ND	0.016	mg/Kg dry	1		SW-846 8260C	4/21/17	4/21/17 12:01	MFF
4-Methyl-2-pentanone (MIBK)	ND	0.016	mg/Kg dry	1		SW-846 8260C	4/21/17	4/21/17 12:01	MFF
Naphthalene	ND	0.0032	mg/Kg dry	1		SW-846 8260C	4/21/17	4/21/17 12:01	MFF
n-Propylbenzene	ND	0.0016	mg/Kg dry	1		SW-846 8260C	4/21/17	4/21/17 12:01	MFF
Styrene	ND	0.0016	mg/Kg dry	1		SW-846 8260C	4/21/17	4/21/17 12:01	MFF
1,1,1,2-Tetrachloroethane	ND	0.0016	mg/Kg dry	1		SW-846 8260C	4/21/17	4/21/17 12:01	MFF
1,1,2,2-Tetrachloroethane	ND	0.0032	mg/Kg dry	1		SW-846 8260C	4/21/17	4/21/17 12:01	MFF
Tetrachloroethylene	ND	0.0016	mg/Kg dry	1		SW-846 8260C	4/21/17	4/21/17 12:01	MFF
Tetrahydrofuran	ND	0.0080	mg/Kg dry	1	V-16	SW-846 8260C	4/21/17	4/21/17 12:01	MFF
Toluene	ND	0.0016	mg/Kg dry	1		SW-846 8260C	4/21/17	4/21/17 12:01	MFF
1,2,3-Trichlorobenzene	ND	0.0016	mg/Kg dry	1		SW-846 8260C	4/21/17	4/21/17 12:01	MFF
1,2,4-Trichlorobenzene	ND	0.0016	mg/Kg dry	1		SW-846 8260C	4/21/17	4/21/17 12:01	MFF
1,1,1-Trichloroethane	ND	0.0016	mg/Kg dry	1		SW-846 8260C	4/21/17	4/21/17 12:01	MFF
1,1,2-Trichloroethane	ND	0.0016	mg/Kg dry	1		SW-846 8260C	4/21/17	4/21/17 12:01	MFF
Trichloroethylene	ND	0.0016	mg/Kg dry	1		SW-846 8260C	4/21/17	4/21/17 12:01	MFF
Trichlorofluoromethane (Freon 11)	ND	0.0080	mg/Kg dry	1		SW-846 8260C	4/21/17	4/21/17 12:01	MFF
1,2,3-Trichloropropane	ND	0.0016	mg/Kg dry	1		SW-846 8260C	4/21/17	4/21/17 12:01	MFF
1,1,2-Trichloro-1,2,2-trifluoroethane (Freon 113)	ND	0.0080	mg/Kg dry	1		SW-846 8260C	4/21/17	4/21/17 12:01	MFF
1,2,4-Trimethylbenzene	ND	0.0016	mg/Kg dry	1		SW-846 8260C	4/21/17	4/21/17 12:01	MFF
1,3,5-Trimethylbenzene	ND	0.0016	mg/Kg dry	1		SW-846 8260C	4/21/17	4/21/17 12:01	MFF
Vinyl Chloride	ND	0.0080	mg/Kg dry	1		SW-846 8260C	4/21/17	4/21/17 12:01	MFF
m+p Xylene	ND	0.0032	mg/Kg dry	1		SW-846 8260C	4/21/17	4/21/17 12:01	MFF
o-Xylene	ND	0.0016	mg/Kg dry	1		SW-846 8260C	4/21/17	4/21/17 12:01	MFF

Surrogates	% Recovery	Recovery Limits	Flag/Qual	
1,2-Dichloroethane-d4	98.2	70-130		4/21/17 12:01
Toluene-d8	107	70-130		4/21/17 12:01
4-Bromofluorobenzene	104	70-130		4/21/17 12:01

con-test® ANALYTICAL LABORATORY
39 Spruce Street * East Longmeadow, MA 01028 * FAX 413/525-6405 * TEL. 413/525-2332

Project Location: Simsbury, CT | Sample Description: | Work Order: 17D0940

Date Received: 4/20/2017

Field Sample #: B331 | Sampled: 4/20/2017 12:10

Sample ID: 17D0940-09

Sample Matrix: Soil

Polychlorinated Biphenyls with 3540 Soxhlet Extraction

Analyte	Results	RL	Units	Dilution	Flag/Qual	Method	Date Prepared	Date/Time Analyzed	Analyst
Aroclor-1016 [1]	ND	0.10	mg/Kg dry	5		SW-846 8082A	4/21/17	4/24/17 14:44	JMB
Aroclor-1221 [1]	ND	0.10	mg/Kg dry	5		SW-846 8082A	4/21/17	4/24/17 14:44	JMB
Aroclor-1232 [1]	ND	0.10	mg/Kg dry	5		SW-846 8082A	4/21/17	4/24/17 14:44	JMB
Aroclor-1242 [1]	ND	0.10	mg/Kg dry	5		SW-846 8082A	4/21/17	4/24/17 14:44	JMB
Aroclor-1248 [1]	ND	0.10	mg/Kg dry	5		SW-846 8082A	4/21/17	4/24/17 14:44	JMB
Aroclor-1254 [1]	ND	0.10	mg/Kg dry	5		SW-846 8082A	4/21/17	4/24/17 14:44	JMB
Aroclor-1260 [1]	ND	0.10	mg/Kg dry	5		SW-846 8082A	4/21/17	4/24/17 14:44	JMB
Aroclor-1262 [1]	ND	0.10	mg/Kg dry	5		SW-846 8082A	4/21/17	4/24/17 14:44	JMB
Aroclor-1268 [1]	ND	0.10	mg/Kg dry	5		SW-846 8082A	4/21/17	4/24/17 14:44	JMB

Surrogates	% Recovery	Recovery Limits	Flag/Qual	
Decachlorobiphenyl [1]	106	30-150		4/24/17 14:44
Decachlorobiphenyl [2]	105	30-150		4/24/17 14:44
Tetrachloro-m-xylene [1]	115	30-150		4/24/17 14:44
Tetrachloro-m-xylene [2]	122	30-150		4/24/17 14:44

con-test® ANALYTICAL LABORATORY
39 Spruce Street * East Longmeadow, MA 01028 * FAX 413/525-6405 * TEL. 413/525-2332

Project Location: Simsbury, CT | Sample Description: | Work Order: 17D0940

Date Received: 4/20/2017

Field Sample #: B331 | Sampled: 4/20/2017 12:10

Sample ID: 17D0940-09

Sample Matrix: Soil

Petroleum Hydrocarbons Analyses

Analyte	Results	RL	Units	Dilution	Flag/Qual	Method	Date Prepared	Date/Time Analyzed	Analyst
CT ETPH	ND	11	mg/Kg dry	1		CTDEP ETPH	4/21/17	4/26/17 8:46	PJG

Surrogates	% Recovery	Recovery Limits	Flag/Qual				
o-Terphenyl	75.6	50-150				4/26/17 8:46	

con-test® ANALYTICAL LABORATORY
39 Spruce Street * East Longmeadow, MA 01028 * FAX 413/525-6405 * TEL. 413/525-2332

Project Location: Simsbury, CT | Sample Description: | Work Order: 17D0940

Date Received: 4/20/2017

Field Sample #: B331 | Sampled: 4/20/2017 12:10

Sample ID: 17D0940-09

Sample Matrix: Soil

Conventional Chemistry Parameters by EPA/APHA/SW-846 Methods (Total)

Analyte	Results	RL	Units	Dilution	Flag/Qual	Method	Date Prepared	Date/Time Analyzed	Analyst
% Solids	91.9		% Wt	1		SM 2540G	4/21/17	4/24/17 8:38	WAL

con-test® ANALYTICAL LABORATORY
39 Spruce Street * East Longmeadow, MA 01028 * FAX 413/525-6405 * TEL. 413/525-2332

Project Location: Simsbury, CT | Sample Description: | Work Order: 17D0940

Date Received: 4/20/2017

Field Sample #: B332 | Sampled: 4/20/2017 12:20

Sample ID: 17D0940-10

Sample Matrix: Soil

Volatile Organic Compounds by GC/MS

Analyte	Results	RL	Units	Dilution	Flag/Qual	Method	Date Prepared	Date/Time Analyzed	Analyst
Acetone	ND	0.072	mg/Kg dry	1		SW-846 8260C	4/21/17	4/21/17 12:29	MFF
Acrylonitrile	ND	0.0043	mg/Kg dry	1		SW-846 8260C	4/21/17	4/21/17 12:29	MFF
Benzene	ND	0.0014	mg/Kg dry	1		SW-846 8260C	4/21/17	4/21/17 12:29	MFF
Bromobenzene	ND	0.0014	mg/Kg dry	1		SW-846 8260C	4/21/17	4/21/17 12:29	MFF
Bromodichloromethane	ND	0.0014	mg/Kg dry	1		SW-846 8260C	4/21/17	4/21/17 12:29	MFF
Bromoform	ND	0.0014	mg/Kg dry	1		SW-846 8260C	4/21/17	4/21/17 12:29	MFF
Bromomethane	ND	0.0072	mg/Kg dry	1		SW-846 8260C	4/21/17	4/21/17 12:29	MFF
2-Butanone (MEK)	ND	0.029	mg/Kg dry	1		SW-846 8260C	4/21/17	4/21/17 12:29	MFF
n-Butylbenzene	ND	0.0014	mg/Kg dry	1		SW-846 8260C	4/21/17	4/21/17 12:29	MFF
sec-Butylbenzene	ND	0.0014	mg/Kg dry	1		SW-846 8260C	4/21/17	4/21/17 12:29	MFF
tert-Butylbenzene	ND	0.0014	mg/Kg dry	1		SW-846 8260C	4/21/17	4/21/17 12:29	MFF
Carbon Disulfide	ND	0.0043	mg/Kg dry	1		SW-846 8260C	4/21/17	4/21/17 12:29	MFF
Carbon Tetrachloride	ND	0.0014	mg/Kg dry	1		SW-846 8260C	4/21/17	4/21/17 12:29	MFF
Chlorobenzene	ND	0.0014	mg/Kg dry	1		SW-846 8260C	4/21/17	4/21/17 12:29	MFF
Chlorodibromomethane	ND	0.00072	mg/Kg dry	1		SW-846 8260C	4/21/17	4/21/17 12:29	MFF
Chloroethane	ND	0.014	mg/Kg dry	1		SW-846 8260C	4/21/17	4/21/17 12:29	MFF
Chloroform	ND	0.0029	mg/Kg dry	1		SW-846 8260C	4/21/17	4/21/17 12:29	MFF
Chloromethane	ND	0.0072	mg/Kg dry	1		SW-846 8260C	4/21/17	4/21/17 12:29	MFF
2-Chlorotoluene	ND	0.0014	mg/Kg dry	1		SW-846 8260C	4/21/17	4/21/17 12:29	MFF
4-Chlorotoluene	ND	0.0014	mg/Kg dry	1		SW-846 8260C	4/21/17	4/21/17 12:29	MFF
1,2-Dibromo-3-chloropropane (DBCP)	ND	0.0014	mg/Kg dry	1		SW-846 8260C	4/21/17	4/21/17 12:29	MFF
1,2-Dibromoethane (EDB)	ND	0.00072	mg/Kg dry	1		SW-846 8260C	4/21/17	4/21/17 12:29	MFF
Dibromomethane	ND	0.0014	mg/Kg dry	1		SW-846 8260C	4/21/17	4/21/17 12:29	MFF
1,2-Dichlorobenzene	ND	0.0014	mg/Kg dry	1		SW-846 8260C	4/21/17	4/21/17 12:29	MFF
1,3-Dichlorobenzene	ND	0.0014	mg/Kg dry	1		SW-846 8260C	4/21/17	4/21/17 12:29	MFF
1,4-Dichlorobenzene	ND	0.0014	mg/Kg dry	1		SW-846 8260C	4/21/17	4/21/17 12:29	MFF
trans-1,4-Dichloro-2-butene	ND	0.0029	mg/Kg dry	1		SW-846 8260C	4/21/17	4/21/17 12:29	MFF
Dichlorodifluoromethane (Freon 12)	ND	0.014	mg/Kg dry	1		SW-846 8260C	4/21/17	4/21/17 12:29	MFF
1,1-Dichloroethane	ND	0.0014	mg/Kg dry	1		SW-846 8260C	4/21/17	4/21/17 12:29	MFF
1,2-Dichloroethane	ND	0.0014	mg/Kg dry	1		SW-846 8260C	4/21/17	4/21/17 12:29	MFF
1,1-Dichloroethylene	ND	0.0029	mg/Kg dry	1		SW-846 8260C	4/21/17	4/21/17 12:29	MFF
cis-1,2-Dichloroethylene	ND	0.0014	mg/Kg dry	1		SW-846 8260C	4/21/17	4/21/17 12:29	MFF
trans-1,2-Dichloroethylene	ND	0.0014	mg/Kg dry	1		SW-846 8260C	4/21/17	4/21/17 12:29	MFF
1,2-Dichloropropane	ND	0.0014	mg/Kg dry	1		SW-846 8260C	4/21/17	4/21/17 12:29	MFF
1,3-Dichloropropane	ND	0.00072	mg/Kg dry	1		SW-846 8260C	4/21/17	4/21/17 12:29	MFF
2,2-Dichloropropane	ND	0.0014	mg/Kg dry	1		SW-846 8260C	4/21/17	4/21/17 12:29	MFF
1,1-Dichloropropene	ND	0.0014	mg/Kg dry	1		SW-846 8260C	4/21/17	4/21/17 12:29	MFF
cis-1,3-Dichloropropene	ND	0.00072	mg/Kg dry	1		SW-846 8260C	4/21/17	4/21/17 12:29	MFF
trans-1,3-Dichloropropene	ND	0.00072	mg/Kg dry	1		SW-846 8260C	4/21/17	4/21/17 12:29	MFF
Ethylbenzene	ND	0.0014	mg/Kg dry	1		SW-846 8260C	4/21/17	4/21/17 12:29	MFF
Hexachlorobutadiene	ND	0.0014	mg/Kg dry	1		SW-846 8260C	4/21/17	4/21/17 12:29	MFF
2-Hexanone (MBK)	ND	0.014	mg/Kg dry	1		SW-846 8260C	4/21/17	4/21/17 12:29	MFF
Isopropylbenzene (Cumene)	ND	0.0014	mg/Kg dry	1		SW-846 8260C	4/21/17	4/21/17 12:29	MFF
p-Isopropyltoluene (p-Cymene)	ND	0.0014	mg/Kg dry	1		SW-846 8260C	4/21/17	4/21/17 12:29	MFF

con-test® ANALYTICAL LABORATORY
39 Spruce Street * East Longmeadow, MA 01028 * FAX 413/525-6405 * TEL. 413/525-2332

Project Location: Simsbury, CT | Sample Description: | Work Order: 17D0940

Date Received: 4/20/2017

Field Sample #: B332 | Sampled: 4/20/2017 12:20

Sample ID: 17D0940-10

Sample Matrix: Soil

Volatile Organic Compounds by GC/MS

Analyte	Results	RL	Units	Dilution	Flag/Qual	Method	Date Prepared	Date/Time Analyzed	Analyst
Methyl tert-Butyl Ether (MTBE)	ND	0.0029	mg/Kg dry	1		SW-846 8260C	4/21/17	4/21/17 12:29	MFF
Methylene Chloride	ND	0.014	mg/Kg dry	1		SW-846 8260C	4/21/17	4/21/17 12:29	MFF
4-Methyl-2-pentanone (MIBK)	ND	0.014	mg/Kg dry	1		SW-846 8260C	4/21/17	4/21/17 12:29	MFF
Naphthalene	ND	0.0029	mg/Kg dry	1		SW-846 8260C	4/21/17	4/21/17 12:29	MFF
n-Propylbenzene	ND	0.0014	mg/Kg dry	1		SW-846 8260C	4/21/17	4/21/17 12:29	MFF
Styrene	ND	0.0014	mg/Kg dry	1		SW-846 8260C	4/21/17	4/21/17 12:29	MFF
1,1,1,2-Tetrachloroethane	ND	0.0014	mg/Kg dry	1		SW-846 8260C	4/21/17	4/21/17 12:29	MFF
1,1,2,2-Tetrachloroethane	ND	0.0029	mg/Kg dry	1		SW-846 8260C	4/21/17	4/21/17 12:29	MFF
Tetrachloroethylene	ND	0.0014	mg/Kg dry	1		SW-846 8260C	4/21/17	4/21/17 12:29	MFF
Tetrahydrofuran	ND	0.0072	mg/Kg dry	1	V-16	SW-846 8260C	4/21/17	4/21/17 12:29	MFF
Toluene	ND	0.0014	mg/Kg dry	1		SW-846 8260C	4/21/17	4/21/17 12:29	MFF
1,2,3-Trichlorobenzene	ND	0.0014	mg/Kg dry	1		SW-846 8260C	4/21/17	4/21/17 12:29	MFF
1,2,4-Trichlorobenzene	ND	0.0014	mg/Kg dry	1		SW-846 8260C	4/21/17	4/21/17 12:29	MFF
1,1,1-Trichloroethane	ND	0.0014	mg/Kg dry	1		SW-846 8260C	4/21/17	4/21/17 12:29	MFF
1,1,2-Trichloroethane	ND	0.0014	mg/Kg dry	1		SW-846 8260C	4/21/17	4/21/17 12:29	MFF
Trichloroethylene	ND	0.0014	mg/Kg dry	1		SW-846 8260C	4/21/17	4/21/17 12:29	MFF
Trichlorofluoromethane (Freon 11)	ND	0.0072	mg/Kg dry	1		SW-846 8260C	4/21/17	4/21/17 12:29	MFF
1,2,3-Trichloropropane	ND	0.0014	mg/Kg dry	1		SW-846 8260C	4/21/17	4/21/17 12:29	MFF
1,1,2-Trichloro-1,2,2-trifluoroethane (Freon 113)	ND	0.0072	mg/Kg dry	1		SW-846 8260C	4/21/17	4/21/17 12:29	MFF
1,2,4-Trimethylbenzene	ND	0.0014	mg/Kg dry	1		SW-846 8260C	4/21/17	4/21/17 12:29	MFF
1,3,5-Trimethylbenzene	ND	0.0014	mg/Kg dry	1		SW-846 8260C	4/21/17	4/21/17 12:29	MFF
Vinyl Chloride	ND	0.0072	mg/Kg dry	1		SW-846 8260C	4/21/17	4/21/17 12:29	MFF
m+p Xylene	ND	0.0029	mg/Kg dry	1		SW-846 8260C	4/21/17	4/21/17 12:29	MFF
o-Xylene	ND	0.0014	mg/Kg dry	1		SW-846 8260C	4/21/17	4/21/17 12:29	MFF

Surrogates	% Recovery	Recovery Limits	Flag/Qual	
1,2-Dichloroethane-d4	101	70-130		4/21/17 12:29
Toluene-d8	106	70-130		4/21/17 12:29
4-Bromofluorobenzene	104	70-130		4/21/17 12:29

con-test® ANALYTICAL LABORATORY
39 Spruce Street * East Longmeadow, MA 01028 * FAX 413/525-6405 * TEL. 413/525-2332

Project Location: Simsbury, CT | Sample Description: | Work Order: 17D0940

Date Received: 4/20/2017

Field Sample #: B332 | Sampled: 4/20/2017 12:20

Sample ID: 17D0940-10

Sample Matrix: Soil

Polychlorinated Biphenyls with 3540 Soxhlet Extraction

Analyte	Results	RL	Units	Dilution	Flag/Qual	Method	Date Prepared	Date/Time Analyzed	Analyst
Aroclor-1016 [1]	ND	0.096	mg/Kg dry	5		SW-846 8082A	4/21/17	4/24/17 15:02	JMB
Aroclor-1221 [1]	ND	0.096	mg/Kg dry	5		SW-846 8082A	4/21/17	4/24/17 15:02	JMB
Aroclor-1232 [1]	ND	0.096	mg/Kg dry	5		SW-846 8082A	4/21/17	4/24/17 15:02	JMB
Aroclor-1242 [1]	ND	0.096	mg/Kg dry	5		SW-846 8082A	4/21/17	4/24/17 15:02	JMB
Aroclor-1248 [1]	ND	0.096	mg/Kg dry	5		SW-846 8082A	4/21/17	4/24/17 15:02	JMB
Aroclor-1254 [1]	ND	0.096	mg/Kg dry	5		SW-846 8082A	4/21/17	4/24/17 15:02	JMB
Aroclor-1260 [1]	ND	0.096	mg/Kg dry	5		SW-846 8082A	4/21/17	4/24/17 15:02	JMB
Aroclor-1262 [1]	ND	0.096	mg/Kg dry	5		SW-846 8082A	4/21/17	4/24/17 15:02	JMB
Aroclor-1268 [1]	ND	0.096	mg/Kg dry	5		SW-846 8082A	4/21/17	4/24/17 15:02	JMB

Surrogates	% Recovery	Recovery Limits	Flag/Qual	
Decachlorobiphenyl [1]	110	30-150		4/24/17 15:02
Decachlorobiphenyl [2]	110	30-150		4/24/17 15:02
Tetrachloro-m-xylene [1]	115	30-150		4/24/17 15:02
Tetrachloro-m-xylene [2]	121	30-150		4/24/17 15:02

con-test® ANALYTICAL LABORATORY
39 Spruce Street * East Longmeadow, MA 01028 * FAX 413/525-6405 * TEL. 413/525-2332

Project Location: Simsbury, CT | Sample Description: | Work Order: 17D0940

Date Received: 4/20/2017

Field Sample #: B332 | Sampled: 4/20/2017 12:20

Sample ID: 17D0940-10

Sample Matrix: Soil

Petroleum Hydrocarbons Analyses

Analyte	Results	RL	Units	Dilution	Flag/Qual	Method	Date Prepared	Date/Time Analyzed	Analyst
CT ETPH	ND	10	mg/Kg dry	1		CTDEP ETPH	4/21/17	4/26/17 9:04	PJG

Surrogates	% Recovery	Recovery Limits	Flag/Qual				
o-Terphenyl	72.1	50-150				4/26/17 9:04	

con-test® ANALYTICAL LABORATORY
39 Spruce Street * East Longmeadow, MA 01028 * FAX 413/525-6405 * TEL. 413/525-2332

Project Location: Simsbury, CT | Sample Description: | Work Order: 17D0940

Date Received: 4/20/2017

Field Sample #: B332 | Sampled: 4/20/2017 12:20

Sample ID: 17D0940-10

Sample Matrix: Soil

Conventional Chemistry Parameters by EPA/APHA/SW-846 Methods (Total)

Analyte	Results	RL	Units	Dilution	Flag/Qual	Method	Date Prepared	Date/Time Analyzed	Analyst
% Solids	96.3		% Wt	1		SM 2540G	4/21/17	4/24/17 8:38	WAL

con-test® ANALYTICAL LABORATORY
39 Spruce Street * East Longmeadow, MA 01028 * FAX 413/525-6405 * TEL. 413/525-2332

Project Location: Simsbury, CT | Sample Description: | Work Order: 17D0940

Date Received: 4/20/2017

Field Sample #: Dup-2 | Sampled: 4/20/2017 00:00

Sample ID: 17D0940-11

Sample Matrix: Soil

Volatile Organic Compounds by GC/MS

Analyte	Results	RL	Units	Dilution	Flag/Qual	Method	Date Prepared	Date/Time Analyzed	Analyst
Acetone	ND	0.095	mg/Kg dry	1		SW-846 8260C	4/21/17	4/21/17 12:57	MFF
Acrylonitrile	ND	0.0057	mg/Kg dry	1		SW-846 8260C	4/21/17	4/21/17 12:57	MFF
Benzene	ND	0.0019	mg/Kg dry	1		SW-846 8260C	4/21/17	4/21/17 12:57	MFF
Bromobenzene	ND	0.0019	mg/Kg dry	1		SW-846 8260C	4/21/17	4/21/17 12:57	MFF
Bromodichloromethane	ND	0.0019	mg/Kg dry	1		SW-846 8260C	4/21/17	4/21/17 12:57	MFF
Bromoform	ND	0.0019	mg/Kg dry	1		SW-846 8260C	4/21/17	4/21/17 12:57	MFF
Bromomethane	ND	0.0095	mg/Kg dry	1		SW-846 8260C	4/21/17	4/21/17 12:57	MFF
2-Butanone (MEK)	ND	0.038	mg/Kg dry	1		SW-846 8260C	4/21/17	4/21/17 12:57	MFF
n-Butylbenzene	ND	0.0019	mg/Kg dry	1		SW-846 8260C	4/21/17	4/21/17 12:57	MFF
sec-Butylbenzene	ND	0.0019	mg/Kg dry	1		SW-846 8260C	4/21/17	4/21/17 12:57	MFF
tert-Butylbenzene	ND	0.0019	mg/Kg dry	1		SW-846 8260C	4/21/17	4/21/17 12:57	MFF
Carbon Disulfide	ND	0.0057	mg/Kg dry	1		SW-846 8260C	4/21/17	4/21/17 12:57	MFF
Carbon Tetrachloride	ND	0.0019	mg/Kg dry	1		SW-846 8260C	4/21/17	4/21/17 12:57	MFF
Chlorobenzene	ND	0.0019	mg/Kg dry	1		SW-846 8260C	4/21/17	4/21/17 12:57	MFF
Chlorodibromomethane	ND	0.00095	mg/Kg dry	1		SW-846 8260C	4/21/17	4/21/17 12:57	MFF
Chloroethane	ND	0.019	mg/Kg dry	1		SW-846 8260C	4/21/17	4/21/17 12:57	MFF
Chloroform	ND	0.0038	mg/Kg dry	1		SW-846 8260C	4/21/17	4/21/17 12:57	MFF
Chloromethane	ND	0.0095	mg/Kg dry	1		SW-846 8260C	4/21/17	4/21/17 12:57	MFF
2-Chlorotoluene	ND	0.0019	mg/Kg dry	1		SW-846 8260C	4/21/17	4/21/17 12:57	MFF
4-Chlorotoluene	ND	0.0019	mg/Kg dry	1		SW-846 8260C	4/21/17	4/21/17 12:57	MFF
1,2-Dibromo-3-chloropropane (DBCP)	ND	0.0019	mg/Kg dry	1		SW-846 8260C	4/21/17	4/21/17 12:57	MFF
1,2-Dibromoethane (EDB)	ND	0.00095	mg/Kg dry	1		SW-846 8260C	4/21/17	4/21/17 12:57	MFF
Dibromomethane	ND	0.0019	mg/Kg dry	1		SW-846 8260C	4/21/17	4/21/17 12:57	MFF
1,2-Dichlorobenzene	ND	0.0019	mg/Kg dry	1		SW-846 8260C	4/21/17	4/21/17 12:57	MFF
1,3-Dichlorobenzene	ND	0.0019	mg/Kg dry	1		SW-846 8260C	4/21/17	4/21/17 12:57	MFF
1,4-Dichlorobenzene	ND	0.0019	mg/Kg dry	1		SW-846 8260C	4/21/17	4/21/17 12:57	MFF
trans-1,4-Dichloro-2-butene	ND	0.0038	mg/Kg dry	1		SW-846 8260C	4/21/17	4/21/17 12:57	MFF
Dichlorodifluoromethane (Freon 12)	ND	0.019	mg/Kg dry	1		SW-846 8260C	4/21/17	4/21/17 12:57	MFF
1,1-Dichloroethane	ND	0.0019	mg/Kg dry	1		SW-846 8260C	4/21/17	4/21/17 12:57	MFF
1,2-Dichloroethane	ND	0.0019	mg/Kg dry	1		SW-846 8260C	4/21/17	4/21/17 12:57	MFF
1,1-Dichloroethylene	ND	0.0038	mg/Kg dry	1		SW-846 8260C	4/21/17	4/21/17 12:57	MFF
cis-1,2-Dichloroethylene	ND	0.0019	mg/Kg dry	1		SW-846 8260C	4/21/17	4/21/17 12:57	MFF
trans-1,2-Dichloroethylene	ND	0.0019	mg/Kg dry	1		SW-846 8260C	4/21/17	4/21/17 12:57	MFF
1,2-Dichloropropane	ND	0.0019	mg/Kg dry	1		SW-846 8260C	4/21/17	4/21/17 12:57	MFF
1,3-Dichloropropane	ND	0.00095	mg/Kg dry	1		SW-846 8260C	4/21/17	4/21/17 12:57	MFF
2,2-Dichloropropane	ND	0.0019	mg/Kg dry	1		SW-846 8260C	4/21/17	4/21/17 12:57	MFF
1,1-Dichloropropene	ND	0.0019	mg/Kg dry	1		SW-846 8260C	4/21/17	4/21/17 12:57	MFF
cis-1,3-Dichloropropene	ND	0.00095	mg/Kg dry	1		SW-846 8260C	4/21/17	4/21/17 12:57	MFF
trans-1,3-Dichloropropene	ND	0.00095	mg/Kg dry	1		SW-846 8260C	4/21/17	4/21/17 12:57	MFF
Ethylbenzene	ND	0.0019	mg/Kg dry	1		SW-846 8260C	4/21/17	4/21/17 12:57	MFF
Hexachlorobutadiene	ND	0.0019	mg/Kg dry	1		SW-846 8260C	4/21/17	4/21/17 12:57	MFF
2-Hexanone (MBK)	ND	0.019	mg/Kg dry	1		SW-846 8260C	4/21/17	4/21/17 12:57	MFF
Isopropylbenzene (Cumene)	ND	0.0019	mg/Kg dry	1		SW-846 8260C	4/21/17	4/21/17 12:57	MFF
p-Isopropyltoluene (p-Cymene)	ND	0.0019	mg/Kg dry	1		SW-846 8260C	4/21/17	4/21/17 12:57	MFF

con-test® ANALYTICAL LABORATORY
39 Spruce Street * East Longmeadow, MA 01028 * FAX 413/525-6405 * TEL. 413/525-2332

Project Location: Simsbury, CT | Sample Description: | Work Order: 17D0940
Date Received: 4/20/2017
Field Sample #: Dup-2 | Sampled: 4/20/2017 00:00
Sample ID: 17D0940-11
Sample Matrix: Soil

Volatile Organic Compounds by GC/MS

Analyte	Results	RL	Units	Dilution	Flag/Qual	Method	Date Prepared	Date/Time Analyzed	Analyst
Methyl tert-Butyl Ether (MTBE)	ND	0.0038	mg/Kg dry	1		SW-846 8260C	4/21/17	4/21/17 12:57	MFF
Methylene Chloride	ND	0.019	mg/Kg dry	1		SW-846 8260C	4/21/17	4/21/17 12:57	MFF
4-Methyl-2-pentanone (MIBK)	ND	0.019	mg/Kg dry	1		SW-846 8260C	4/21/17	4/21/17 12:57	MFF
Naphthalene	ND	0.0038	mg/Kg dry	1		SW-846 8260C	4/21/17	4/21/17 12:57	MFF
n-Propylbenzene	ND	0.0019	mg/Kg dry	1		SW-846 8260C	4/21/17	4/21/17 12:57	MFF
Styrene	ND	0.0019	mg/Kg dry	1		SW-846 8260C	4/21/17	4/21/17 12:57	MFF
1,1,1,2-Tetrachloroethane	ND	0.0019	mg/Kg dry	1		SW-846 8260C	4/21/17	4/21/17 12:57	MFF
1,1,2,2-Tetrachloroethane	ND	0.0038	mg/Kg dry	1		SW-846 8260C	4/21/17	4/21/17 12:57	MFF
Tetrachloroethylene	ND	0.0019	mg/Kg dry	1		SW-846 8260C	4/21/17	4/21/17 12:57	MFF
Tetrahydrofuran	ND	0.0095	mg/Kg dry	1	V-16	SW-846 8260C	4/21/17	4/21/17 12:57	MFF
Toluene	ND	0.0019	mg/Kg dry	1		SW-846 8260C	4/21/17	4/21/17 12:57	MFF
1,2,3-Trichlorobenzene	ND	0.0019	mg/Kg dry	1		SW-846 8260C	4/21/17	4/21/17 12:57	MFF
1,2,4-Trichlorobenzene	ND	0.0019	mg/Kg dry	1		SW-846 8260C	4/21/17	4/21/17 12:57	MFF
1,1,1-Trichloroethane	ND	0.0019	mg/Kg dry	1		SW-846 8260C	4/21/17	4/21/17 12:57	MFF
1,1,2-Trichloroethane	ND	0.0019	mg/Kg dry	1		SW-846 8260C	4/21/17	4/21/17 12:57	MFF
Trichloroethylene	ND	0.0019	mg/Kg dry	1		SW-846 8260C	4/21/17	4/21/17 12:57	MFF
Trichlorofluoromethane (Freon 11)	ND	0.0095	mg/Kg dry	1		SW-846 8260C	4/21/17	4/21/17 12:57	MFF
1,2,3-Trichloropropane	ND	0.0019	mg/Kg dry	1		SW-846 8260C	4/21/17	4/21/17 12:57	MFF
1,1,2-Trichloro-1,2,2-trifluoroethane (Freon 113)	ND	0.0095	mg/Kg dry	1		SW-846 8260C	4/21/17	4/21/17 12:57	MFF
1,2,4-Trimethylbenzene	ND	0.0019	mg/Kg dry	1		SW-846 8260C	4/21/17	4/21/17 12:57	MFF
1,3,5-Trimethylbenzene	ND	0.0019	mg/Kg dry	1		SW-846 8260C	4/21/17	4/21/17 12:57	MFF
Vinyl Chloride	ND	0.0095	mg/Kg dry	1		SW-846 8260C	4/21/17	4/21/17 12:57	MFF
m+p Xylene	ND	0.0038	mg/Kg dry	1		SW-846 8260C	4/21/17	4/21/17 12:57	MFF
o-Xylene	ND	0.0019	mg/Kg dry	1		SW-846 8260C	4/21/17	4/21/17 12:57	MFF

Surrogates	% Recovery	Recovery Limits	Flag/Qual	
1,2-Dichloroethane-d4	99.2	70-130		4/21/17 12:57
Toluene-d8	105	70-130		4/21/17 12:57
4-Bromofluorobenzene	104	70-130		4/21/17 12:57

con-test® ANALYTICAL LABORATORY
39 Spruce Street * East Longmeadow, MA 01028 * FAX 413/525-6405 * TEL. 413/525-2332

Project Location: Simsbury, CT | Sample Description: | Work Order: 17D0940

Date Received: 4/20/2017

Field Sample #: Dup-2 | Sampled: 4/20/2017 00:00

Sample ID: 17D0940-11

Sample Matrix: Soil

Polychlorinated Biphenyls with 3540 Soxhlet Extraction

Analyte	Results	RL	Units	Dilution	Flag/Qual	Method	Date Prepared	Date/Time Analyzed	Analyst
Aroclor-1016 [1]	ND	0.12	mg/Kg dry	5		SW-846 8082A	4/21/17	4/24/17 15:20	JMB
Aroclor-1221 [1]	ND	0.12	mg/Kg dry	5		SW-846 8082A	4/21/17	4/24/17 15:20	JMB
Aroclor-1232 [1]	ND	0.12	mg/Kg dry	5		SW-846 8082A	4/21/17	4/24/17 15:20	JMB
Aroclor-1242 [1]	ND	0.12	mg/Kg dry	5		SW-846 8082A	4/21/17	4/24/17 15:20	JMB
Aroclor-1248 [1]	ND	0.12	mg/Kg dry	5		SW-846 8082A	4/21/17	4/24/17 15:20	JMB
Aroclor-1254 [1]	ND	0.12	mg/Kg dry	5		SW-846 8082A	4/21/17	4/24/17 15:20	JMB
Aroclor-1260 [1]	ND	0.12	mg/Kg dry	5		SW-846 8082A	4/21/17	4/24/17 15:20	JMB
Aroclor-1262 [1]	ND	0.12	mg/Kg dry	5		SW-846 8082A	4/21/17	4/24/17 15:20	JMB
Aroclor-1268 [1]	ND	0.12	mg/Kg dry	5		SW-846 8082A	4/21/17	4/24/17 15:20	JMB

Surrogates	% Recovery	Recovery Limits	Flag/Qual	
Decachlorobiphenyl [1]	104	30-150		4/24/17 15:20
Decachlorobiphenyl [2]	106	30-150		4/24/17 15:20
Tetrachloro-m-xylene [1]	114	30-150		4/24/17 15:20
Tetrachloro-m-xylene [2]	119	30-150		4/24/17 15:20

con-test® ANALYTICAL LABORATORY
39 Spruce Street * East Longmeadow, MA 01028 * FAX 413/525-6405 * TEL. 413/525-2332

Project Location: Simsbury, CT | Sample Description: | Work Order: 17D0940

Date Received: 4/20/2017

Field Sample #: Dup-2 | Sampled: 4/20/2017 00:00

Sample ID: 17D0940-11

Sample Matrix: Soil

Petroleum Hydrocarbons Analyses

Analyte	Results	RL	Units	Dilution	Flag/Qual	Method	Date Prepared	Date/Time Analyzed	Analyst
CT ETPH	61	13	mg/Kg dry	1		CTDEP ETPH	4/21/17	4/26/17 9:22	PJG

Surrogates	% Recovery	Recovery Limits	Flag/Qual	
o-Terphenyl	52.9	50-150		4/26/17 9:22

con-test® ANALYTICAL LABORATORY
39 Spruce Street * East Longmeadow, MA 01028 * FAX 413/525-6405 * TEL. 413/525-2332

Project Location: Simsbury, CT | Sample Description: | Work Order: 17D0940

Date Received: 4/20/2017

Field Sample #: Dup-2 | Sampled: 4/20/2017 00:00

Sample ID: 17D0940-11

Sample Matrix: Soil

Metals Analyses (Total)

Analyte	Results	RL	Units	Dilution	Flag/Qual	Method	Date Prepared	Date/Time Analyzed	Analyst
Arsenic	3.8	3.1	mg/Kg dry	1		SW-846 6010C-D	4/21/17	4/25/17 6:11	QNW
Barium	130	3.1	mg/Kg dry	1		SW-846 6010C-D	4/21/17	4/25/17 6:11	QNW
Cadmium	ND	0.31	mg/Kg dry	1		SW-846 6010C-D	4/21/17	4/25/17 6:11	QNW
Chromium	18	0.63	mg/Kg dry	1		SW-846 6010C-D	4/21/17	4/25/17 6:11	QNW
Lead	8.7	0.94	mg/Kg dry	1		SW-846 6010C-D	4/21/17	4/25/17 6:11	QNW
Mercury	ND	0.031	mg/Kg dry	1		SW-846 7471B	4/21/17	4/21/17 12:12	TJK
Selenium	ND	6.3	mg/Kg dry	1		SW-846 6010C-D	4/21/17	4/25/17 6:11	QNW
Silver	ND	0.63	mg/Kg dry	1		SW-846 6010C-D	4/21/17	4/25/17 6:11	QNW

con-test® ANALYTICAL LABORATORY
39 Spruce Street * East Longmeadow, MA 01028 * FAX 413/525-6405 * TEL. 413/525-2332

Project Location: Simsbury, CT | Sample Description: | Work Order: 17D0940

Date Received: 4/20/2017

Field Sample #: Dup-2 | Sampled: 4/20/2017 00:00

Sample ID: 17D0940-11

Sample Matrix: Soil

Conventional Chemistry Parameters by EPA/APHA/SW-846 Methods (Total)

Analyte	Results	RL	Units	Dilution	Flag/Qual	Method	Date Prepared	Date/Time Analyzed	Analyst
% Solids	78.4		% Wt	1		SM 2540G	4/21/17	4/24/17 8:38	WAL

con-test® ANALYTICAL LABORATORY
39 Spruce Street * East Longmeadow, MA 01028 * FAX 413/525-6405 * TEL. 413/525-2332

Sample Extraction Data

Prep Method: SW-846 3546-CTDEP ETPH

Lab Number [Field ID]	Batch	Initial [g]	Final [mL]	Date
17D0940-01 [B323]	B175012	30.0	1.00	04/21/17
17D0940-02 [B324]	B175012	30.0	1.00	04/21/17
17D0940-04 [B326]	B175012	30.0	1.00	04/21/17
17D0940-05 [B327]	B175012	30.0	1.00	04/21/17
17D0940-06 [B328]	B175012	30.0	1.00	04/21/17
17D0940-07 [B329]	B175012	30.0	1.00	04/21/17
17D0940-08 [B330]	B175012	30.0	1.00	04/21/17
17D0940-09 [B331]	B175012	30.0	1.00	04/21/17
17D0940-10 [B332]	B175012	30.0	1.00	04/21/17
17D0940-11 [Dup-2]	B175012	30.0	1.00	04/21/17

Prep Method: SW-846 3546-CTDEP ETPH

Lab Number [Field ID]	Batch	Initial [g]	Final [mL]	Date
17D0940-03RE1 [B325]	B175338	30.0	1.00	04/26/17

Prep Method: % Solids-SM 2540G

Lab Number [Field ID]	Batch	Date
17D0940-01 [B323]	B175049	04/21/17
17D0940-02 [B324]	B175049	04/21/17
17D0940-03 [B325]	B175049	04/21/17
17D0940-04 [B326]	B175049	04/21/17
17D0940-05 [B327]	B175049	04/21/17
17D0940-06 [B328]	B175049	04/21/17
17D0940-07 [B329]	B175049	04/21/17
17D0940-08 [B330]	B175049	04/21/17
17D0940-09 [B331]	B175049	04/21/17
17D0940-10 [B332]	B175049	04/21/17
17D0940-11 [Dup-2]	B175049	04/21/17

Prep Method: SW-846 3051-SW-846 6010C-D

Lab Number [Field ID]	Batch	Initial [g]	Final [mL]	Date
17D0940-03 [B325]	B175027	1.00	50.0	04/21/17
17D0940-04 [B326]	B175027	0.992	50.0	04/21/17
17D0940-05 [B327]	B175027	1.01	50.0	04/21/17
17D0940-06 [B328]	B175027	1.03	50.0	04/21/17
17D0940-07 [B329]	B175027	1.03	50.0	04/21/17
17D0940-08 [B330]	B175027	1.03	50.0	04/21/17
17D0940-11 [Dup-2]	B175027	1.01	50.0	04/21/17

Prep Method: SW-846 7471-SW-846 7471B

Lab Number [Field ID]	Batch	Initial [g]	Final [mL]	Date
17D0940-03 [B325]	B175018	0.625	50.0	04/21/17
17D0940-04 [B326]	B175018	0.599	50.0	04/21/17
17D0940-05 [B327]	B175018	0.595	50.0	04/21/17
17D0940-06 [B328]	B175018	0.609	50.0	04/21/17
17D0940-07 [B329]	B175018	0.594	50.0	04/21/17

con-test® ANALYTICAL LABORATORY
39 Spruce Street * East Longmeadow, MA 01028 * FAX 413/525-6405 * TEL. 413/525-2332

Sample Extraction Data

Prep Method: SW-846 7471-SW-846 7471B

Lab Number [Field ID]	Batch	Initial [g]	Final [mL]	Date
17D0940-08 [B330]	B175018	0.618	50.0	04/21/17
17D0940-11 [Dup-2]	B175018	0.611	50.0	04/21/17

Prep Method: SW-846 3540C-SW-846 8082A

Lab Number [Field ID]	Batch	Initial [g]	Final [mL]	Date
17D0940-03 [B325]	B175036	10.2	10.0	04/21/17
17D0940-04 [B326]	B175036	10.3	10.0	04/21/17
17D0940-05 [B327]	B175036	10.3	10.0	04/21/17
17D0940-06 [B328]	B175036	10.5	10.0	04/21/17
17D0940-07 [B329]	B175036	10.4	10.0	04/21/17
17D0940-08 [B330]	B175036	10.2	10.0	04/21/17
17D0940-09 [B331]	B175036	10.4	10.0	04/21/17
17D0940-10 [B332]	B175036	10.8	10.0	04/21/17
17D0940-11 [Dup-2]	B175036	10.3	10.0	04/21/17

Prep Method: SW-846 5035-SW-846 8260C

Lab Number [Field ID]	Batch	Initial [g]	Final [mL]	Date
17D0940-01 [B323]	B175039	6.57	10.0	04/21/17
17D0940-02 [B324]	B175039	6.27	10.0	04/21/17
17D0940-03 [B325]	B175039	6.36	10.0	04/21/17
17D0940-04 [B326]	B175039	7.86	10.0	04/21/17
17D0940-05 [B327]	B175039	6.92	10.0	04/21/17
17D0940-06 [B328]	B175039	8.51	10.0	04/21/17
17D0940-07 [B329]	B175039	8.02	10.0	04/21/17
17D0940-08 [B330]	B175039	8.71	10.0	04/21/17
17D0940-09 [B331]	B175039	6.84	10.0	04/21/17
17D0940-10 [B332]	B175039	7.18	10.0	04/21/17
17D0940-11 [Dup-2]	B175039	6.68	10.0	04/21/17

con-test® ANALYTICAL LABORATORY
39 Spruce Street * East Longmeadow, MA 01028 * FAX 413/525-6405 * TEL. 413/525-2332

QUALITY CONTROL

Volatile Organic Compounds by GC/MS - Quality Control

Analyte	Result	Reporting Limit	Units	Spike Level	Source Result	%REC	%REC Limits	RPD	RPD Limit	Notes
Batch B175039 - SW-846 5035										
Blank (B175039-BLK1)				Prepared & Analyzed: 04/21/17						
Acetone	ND	0.10	mg/Kg wet							
Acrylonitrile	ND	0.0060	mg/Kg wet							
Benzene	ND	0.0020	mg/Kg wet							
Bromobenzene	ND	0.0020	mg/Kg wet							
Bromodichloromethane	ND	0.0020	mg/Kg wet							
Bromoform	ND	0.0020	mg/Kg wet							
Bromomethane	ND	0.010	mg/Kg wet							
2-Butanone (MEK)	ND	0.040	mg/Kg wet							
n-Butylbenzene	ND	0.0020	mg/Kg wet							
sec-Butylbenzene	ND	0.0020	mg/Kg wet							
tert-Butylbenzene	ND	0.0020	mg/Kg wet							
Carbon Disulfide	ND	0.0060	mg/Kg wet							
Carbon Tetrachloride	ND	0.0020	mg/Kg wet							
Chlorobenzene	ND	0.0020	mg/Kg wet							
Chlorodibromomethane	ND	0.0010	mg/Kg wet							
Chloroethane	ND	0.020	mg/Kg wet							
Chloroform	ND	0.0040	mg/Kg wet							
Chloromethane	ND	0.010	mg/Kg wet							
2-Chlorotoluene	ND	0.0020	mg/Kg wet							
4-Chlorotoluene	ND	0.0020	mg/Kg wet							
1,2-Dibromo-3-chloropropane (DBCP)	ND	0.0020	mg/Kg wet							
1,2-Dibromoethane (EDB)	ND	0.0010	mg/Kg wet							
Dibromomethane	ND	0.0020	mg/Kg wet							
1,2-Dichlorobenzene	ND	0.0020	mg/Kg wet							
1,3-Dichlorobenzene	ND	0.0020	mg/Kg wet							
1,4-Dichlorobenzene	ND	0.0020	mg/Kg wet							
trans-1,4-Dichloro-2-butene	ND	0.0040	mg/Kg wet							
Dichlorodifluoromethane (Freon 12)	ND	0.020	mg/Kg wet							
1,1-Dichloroethane	ND	0.0020	mg/Kg wet							
1,2-Dichloroethane	ND	0.0020	mg/Kg wet							
1,1-Dichloroethylene	ND	0.0040	mg/Kg wet							
cis-1,2-Dichloroethylene	ND	0.0020	mg/Kg wet							
trans-1,2-Dichloroethylene	ND	0.0020	mg/Kg wet							
1,2-Dichloropropane	ND	0.0020	mg/Kg wet							
1,3-Dichloropropane	ND	0.0010	mg/Kg wet							
2,2-Dichloropropane	ND	0.0020	mg/Kg wet							
1,1-Dichloropropene	ND	0.0020	mg/Kg wet							
cis-1,3-Dichloropropene	ND	0.0010	mg/Kg wet							
trans-1,3-Dichloropropene	ND	0.0010	mg/Kg wet							
Ethylbenzene	ND	0.0020	mg/Kg wet							
Hexachlorobutadiene	ND	0.0020	mg/Kg wet							
2-Hexanone (MBK)	ND	0.020	mg/Kg wet							
Isopropylbenzene (Cumene)	ND	0.0020	mg/Kg wet							
p-Isopropyltoluene (p-Cymene)	ND	0.0020	mg/Kg wet							
Methyl tert-Butyl Ether (MTBE)	ND	0.0040	mg/Kg wet							
Methylene Chloride	ND	0.020	mg/Kg wet							
4-Methyl-2-pentanone (MIBK)	ND	0.020	mg/Kg wet							
Naphthalene	ND	0.0040	mg/Kg wet							
n-Propylbenzene	ND	0.0020	mg/Kg wet							
Styrene	ND	0.0020	mg/Kg wet							
1,1,1,2-Tetrachloroethane	ND	0.0020	mg/Kg wet							
1,1,2,2-Tetrachloroethane	ND	0.0010	mg/Kg wet							

con-test® ANALYTICAL LABORATORY
39 Spruce Street * East Longmeadow, MA 01028 * FAX 413/525-6405 * TEL. 413/525-2332

QUALITY CONTROL

Volatile Organic Compounds by GC/MS - Quality Control

Analyte	Result	Reporting Limit	Units	Spike Level	Source Result	%REC	%REC Limits	RPD	RPD Limit	Notes
Batch B175039 - SW-846 5035										
Blank (B175039-BLK1)				Prepared & Analyzed: 04/21/17						
Tetrachloroethylene	ND	0.0020	mg/Kg wet							
Tetrahydrofuran	ND	0.010	mg/Kg wet							V-16
Toluene	ND	0.0020	mg/Kg wet							
1,2,3-Trichlorobenzene	ND	0.0020	mg/Kg wet							
1,2,4-Trichlorobenzene	ND	0.0020	mg/Kg wet							
1,1,1-Trichloroethane	ND	0.0020	mg/Kg wet							
1,1,2-Trichloroethane	ND	0.0020	mg/Kg wet							
Trichloroethylene	ND	0.0020	mg/Kg wet							
Trichlorofluoromethane (Freon 11)	ND	0.010	mg/Kg wet							
1,2,3-Trichloropropane	ND	0.0020	mg/Kg wet							
1,1,2-Trichloro-1,2,2-trifluoroethane (Freon 113)	ND	0.010	mg/Kg wet							
1,2,4-Trimethylbenzene	ND	0.0020	mg/Kg wet							
1,3,5-Trimethylbenzene	ND	0.0020	mg/Kg wet							
Vinyl Chloride	ND	0.010	mg/Kg wet							
m+p Xylene	ND	0.0040	mg/Kg wet							
o-Xylene	ND	0.0020	mg/Kg wet							
Surrogate: 1,2-Dichloroethane-d4	*0.0509*		mg/Kg wet	0.0500		102	70-130			
Surrogate: Toluene-d8	*0.0532*		mg/Kg wet	0.0500		106	70-130			
Surrogate: 4-Bromofluorobenzene	*0.0519*		mg/Kg wet	0.0500		104	70-130			
LCS (B175039-BS1)				Prepared & Analyzed: 04/21/17						
Acetone	0.231	0.10	mg/Kg wet	0.200		115	70-130			V-20
Acrylonitrile	0.0184	0.0060	mg/Kg wet	0.0200		92.0	70-130			
Benzene	0.0203	0.0020	mg/Kg wet	0.0200		101	70-130			
Bromobenzene	0.0184	0.0020	mg/Kg wet	0.0200		91.9	70-130			
Bromodichloromethane	0.0187	0.0020	mg/Kg wet	0.0200		93.3	70-130			
Bromoform	0.0204	0.0020	mg/Kg wet	0.0200		102	70-130			
Bromomethane	0.0213	0.010	mg/Kg wet	0.0200		106	70-130			
2-Butanone (MEK)	0.203	0.040	mg/Kg wet	0.200		101	70-130			
n-Butylbenzene	0.0183	0.0020	mg/Kg wet	0.0200		91.4	70-130			
sec-Butylbenzene	0.0210	0.0020	mg/Kg wet	0.0200		105	70-130			
tert-Butylbenzene	0.0197	0.0020	mg/Kg wet	0.0200		98.5	70-130			
Carbon Disulfide	0.179	0.0060	mg/Kg wet	0.200		89.7	70-130			
Carbon Tetrachloride	0.0197	0.0020	mg/Kg wet	0.0200		98.4	70-130			
Chlorobenzene	0.0204	0.0020	mg/Kg wet	0.0200		102	70-130			
Chlorodibromomethane	0.0216	0.0010	mg/Kg wet	0.0200		108	70-130			
Chloroethane	0.0186	0.020	mg/Kg wet	0.0200		93.1	70-130			
Chloroform	0.0187	0.0040	mg/Kg wet	0.0200		93.5	70-130			
Chloromethane	0.0172	0.010	mg/Kg wet	0.0200		85.9	70-130			
2-Chlorotoluene	0.0192	0.0020	mg/Kg wet	0.0200		96.1	70-130			
4-Chlorotoluene	0.0193	0.0020	mg/Kg wet	0.0200		96.6	70-130			
1,2-Dibromo-3-chloropropane (DBCP)	0.0194	0.0020	mg/Kg wet	0.0200		97.2	70-130			
1,2-Dibromoethane (EDB)	0.0205	0.0010	mg/Kg wet	0.0200		102	70-130			
Dibromomethane	0.0218	0.0020	mg/Kg wet	0.0200		109	70-130			
1,2-Dichlorobenzene	0.0200	0.0020	mg/Kg wet	0.0200		99.9	70-130			
1,3-Dichlorobenzene	0.0198	0.0020	mg/Kg wet	0.0200		98.9	70-130			
1,4-Dichlorobenzene	0.0197	0.0020	mg/Kg wet	0.0200		98.4	70-130			
trans-1,4-Dichloro-2-butene	0.0197	0.0040	mg/Kg wet	0.0200		98.7	70-130			
Dichlorodifluoromethane (Freon 12)	0.0182	0.020	mg/Kg wet	0.0200		90.9	70-130			
1,1-Dichloroethane	0.0194	0.0020	mg/Kg wet	0.0200		96.8	70-130			
1,2-Dichloroethane	0.0220	0.0020	mg/Kg wet	0.0200		110	70-130			
1,1-Dichloroethylene	0.0203	0.0040	mg/Kg wet	0.0200		101	70-130			

con-test® ANALYTICAL LABORATORY
39 Spruce Street * East Longmeadow, MA 01028 * FAX 413/525-6405 * TEL. 413/525-2332

QUALITY CONTROL

Volatile Organic Compounds by GC/MS - Quality Control

Analyte	Result	Reporting Limit	Units	Spike Level	Source Result	%REC	%REC Limits	RPD	RPD Limit	Notes
Batch B175039 - SW-846 5035										
LCS (B175039-BS1)				Prepared & Analyzed: 04/21/17						
cis-1,2-Dichloroethylene	0.0188	0.0020	mg/Kg wet	0.0200		94.0	70-130			
trans-1,2-Dichloroethylene	0.0228	0.0020	mg/Kg wet	0.0200		114	70-130			
1,2-Dichloropropane	0.0211	0.0020	mg/Kg wet	0.0200		106	70-130			
1,3-Dichloropropane	0.0205	0.0010	mg/Kg wet	0.0200		103	70-130			
2,2-Dichloropropane	0.0183	0.0020	mg/Kg wet	0.0200		91.4	70-130			
1,1-Dichloropropene	0.0187	0.0020	mg/Kg wet	0.0200		93.6	70-130			
cis-1,3-Dichloropropene	0.0200	0.0010	mg/Kg wet	0.0200		99.9	70-130			
trans-1,3-Dichloropropene	0.0200	0.0010	mg/Kg wet	0.0200		100	70-130			
Ethylbenzene	0.0199	0.0020	mg/Kg wet	0.0200		99.3	70-130			
Hexachlorobutadiene	0.0213	0.0020	mg/Kg wet	0.0200		107	70-130			
2-Hexanone (MBK)	0.217	0.020	mg/Kg wet	0.200		109	70-130			
Isopropylbenzene (Cumene)	0.0220	0.0020	mg/Kg wet	0.0200		110	70-130			
p-Isopropyltoluene (p-Cymene)	0.0189	0.0020	mg/Kg wet	0.0200		94.4	70-130			
Methyl tert-Butyl Ether (MTBE)	0.0192	0.0040	mg/Kg wet	0.0200		95.9	70-130			
Methylene Chloride	0.0203	0.020	mg/Kg wet	0.0200		101	70-130			
4-Methyl-2-pentanone (MIBK)	0.214	0.020	mg/Kg wet	0.200		107	70-130			
Naphthalene	0.0186	0.0040	mg/Kg wet	0.0200		92.9	70-130			
n-Propylbenzene	0.0201	0.0020	mg/Kg wet	0.0200		100	70-130			
Styrene	0.0199	0.0020	mg/Kg wet	0.0200		99.5	70-130			
1,1,1,2-Tetrachloroethane	0.0210	0.0020	mg/Kg wet	0.0200		105	70-130			
1,1,2,2-Tetrachloroethane	0.0190	0.0010	mg/Kg wet	0.0200		94.8	70-130			
Tetrachloroethylene	0.0226	0.0020	mg/Kg wet	0.0200		113	70-130			
Tetrahydrofuran	0.0178	0.010	mg/Kg wet	0.0200		88.8	70-130			V-16
Toluene	0.0204	0.0020	mg/Kg wet	0.0200		102	70-130			
1,2,3-Trichlorobenzene	0.0192	0.0020	mg/Kg wet	0.0200		95.8	70-130			
1,2,4-Trichlorobenzene	0.0203	0.0020	mg/Kg wet	0.0200		101	70-130			
1,1,1-Trichloroethane	0.0208	0.0020	mg/Kg wet	0.0200		104	70-130			
1,1,2-Trichloroethane	0.0201	0.0020	mg/Kg wet	0.0200		100	70-130			
Trichloroethylene	0.0207	0.0020	mg/Kg wet	0.0200		103	70-130			
Trichlorofluoromethane (Freon 11)	0.0231	0.010	mg/Kg wet	0.0200		116	70-130			
1,2,3-Trichloropropane	0.0215	0.0020	mg/Kg wet	0.0200		107	70-130			
1,1,2-Trichloro-1,2,2-trifluoroethane (Freon 113)	0.0238	0.010	mg/Kg wet	0.0200		119	70-130			
1,2,4-Trimethylbenzene	0.0188	0.0020	mg/Kg wet	0.0200		94.1	70-130			
1,3,5-Trimethylbenzene	0.0201	0.0020	mg/Kg wet	0.0200		100	70-130			
Vinyl Chloride	0.0177	0.010	mg/Kg wet	0.0200		88.7	70-130			
m+p Xylene	0.0400	0.0040	mg/Kg wet	0.0400		100	70-130			
o-Xylene	0.0200	0.0020	mg/Kg wet	0.0200		100	70-130			
Surrogate: 1,2-Dichloroethane-d4	*0.0504*		mg/Kg wet	0.0500		101	70-130			
Surrogate: Toluene-d8	*0.0536*		mg/Kg wet	0.0500		107	70-130			
Surrogate: 4-Bromofluorobenzene	*0.0515*		mg/Kg wet	0.0500		103	70-130			

con-test® ANALYTICAL LABORATORY
39 Spruce Street * East Longmeadow, MA 01028 * FAX 413/525-6405 * TEL. 413/525-2332

QUALITY CONTROL

Polychlorinated Biphenyls with 3540 Soxhlet Extraction - Quality Control

Analyte	Result	Reporting Limit	Units	Spike Level	Source Result	%REC	%REC Limits	RPD	RPD Limit	Notes
Batch B175036 - SW-846 3540C										
Blank (B175036-BLK1)				Prepared: 04/21/17 Analyzed: 04/24/17						
Aroclor-1016	ND	0.020	mg/Kg wet							
Aroclor-1016 [2C]	ND	0.020	mg/Kg wet							
Aroclor-1221	ND	0.020	mg/Kg wet							
Aroclor-1221 [2C]	ND	0.020	mg/Kg wet							
Aroclor-1232	ND	0.020	mg/Kg wet							
Aroclor-1232 [2C]	ND	0.020	mg/Kg wet							
Aroclor-1242	ND	0.020	mg/Kg wet							
Aroclor-1242 [2C]	ND	0.020	mg/Kg wet							
Aroclor-1248	ND	0.020	mg/Kg wet							
Aroclor-1248 [2C]	ND	0.020	mg/Kg wet							
Aroclor-1254	ND	0.020	mg/Kg wet							
Aroclor-1254 [2C]	ND	0.020	mg/Kg wet							
Aroclor-1260	ND	0.020	mg/Kg wet							
Aroclor-1260 [2C]	ND	0.020	mg/Kg wet							
Aroclor-1262	ND	0.020	mg/Kg wet							
Aroclor-1262 [2C]	ND	0.020	mg/Kg wet							
Aroclor-1268	ND	0.020	mg/Kg wet							
Aroclor-1268 [2C]	ND	0.020	mg/Kg wet							
Surrogate: Decachlorobiphenyl	*0.221*		mg/Kg wet	0.200		111	30-150			
Surrogate: Decachlorobiphenyl [2C]	*0.215*		mg/Kg wet	0.200		108	30-150			
Surrogate: Tetrachloro-m-xylene	*0.211*		mg/Kg wet	0.200		105	30-150			
Surrogate: Tetrachloro-m-xylene [2C]	*0.197*		mg/Kg wet	0.200		98.5	30-150			
LCS (B175036-BS1)				Prepared: 04/21/17 Analyzed: 04/24/17						
Aroclor-1016	0.21	0.020	mg/Kg wet	0.200		103	40-140			
Aroclor-1016 [2C]	0.20	0.020	mg/Kg wet	0.200		101	40-140			
Aroclor-1260	0.19	0.020	mg/Kg wet	0.200		96.0	40-140			
Aroclor-1260 [2C]	0.20	0.020	mg/Kg wet	0.200		102	40-140			
Surrogate: Decachlorobiphenyl	*0.221*		mg/Kg wet	0.200		111	30-150			
Surrogate: Decachlorobiphenyl [2C]	*0.216*		mg/Kg wet	0.200		108	30-150			
Surrogate: Tetrachloro-m-xylene	*0.211*		mg/Kg wet	0.200		106	30-150			
Surrogate: Tetrachloro-m-xylene [2C]	*0.196*		mg/Kg wet	0.200		98.1	30-150			
LCS Dup (B175036-BSD1)				Prepared: 04/21/17 Analyzed: 04/24/17						
Aroclor-1016	0.20	0.020	mg/Kg wet	0.200		102	40-140	1.39	30	
Aroclor-1016 [2C]	0.20	0.020	mg/Kg wet	0.200		100	40-140	1.05	30	
Aroclor-1260	0.19	0.020	mg/Kg wet	0.200		95.9	40-140	0.0881	30	
Aroclor-1260 [2C]	0.20	0.020	mg/Kg wet	0.200		101	40-140	0.484	30	
Surrogate: Decachlorobiphenyl	*0.215*		mg/Kg wet	0.200		107	30-150			
Surrogate: Decachlorobiphenyl [2C]	*0.211*		mg/Kg wet	0.200		105	30-150			
Surrogate: Tetrachloro-m-xylene	*0.204*		mg/Kg wet	0.200		102	30-150			
Surrogate: Tetrachloro-m-xylene [2C]	*0.191*		mg/Kg wet	0.200		95.6	30-150			

con-test® ANALYTICAL LABORATORY
39 Spruce Street * East Longmeadow, MA 01028 * FAX 413/525-6405 * TEL. 413/525-2332

QUALITY CONTROL

Polychlorinated Biphenyls with 3540 Soxhlet Extraction - Quality Control

Analyte	Result	Reporting Limit	Units	Spike Level	Source Result	%REC	%REC Limits	RPD	RPD Limit	Notes
Batch B175036 - SW-846 3540C										
Matrix Spike (B175036-MS1)	**Source: 17D0940-03**			Prepared: 04/21/17 Analyzed: 04/24/17						
Aroclor-1016	0.28	0.13	mg/Kg dry	0.257	ND	110	40-140			
Aroclor-1016 [2C]	0.29	0.13	mg/Kg dry	0.257	ND	114	40-140			
Aroclor-1260	0.27	0.13	mg/Kg dry	0.257	ND	106	40-140			
Aroclor-1260 [2C]	0.31	0.13	mg/Kg dry	0.257	ND	122	40-140			
Surrogate: Decachlorobiphenyl	*0.285*		mg/Kg dry	0.257		111	30-150			
Surrogate: Decachlorobiphenyl [2C]	*0.286*		mg/Kg dry	0.257		112	30-150			
Surrogate: Tetrachloro-m-xylene	*0.273*		mg/Kg dry	0.257		106	30-150			
Surrogate: Tetrachloro-m-xylene [2C]	*0.284*		mg/Kg dry	0.257		111	30-150			
Matrix Spike Dup (B175036-MSD1)	**Source: 17D0940-03**			Prepared: 04/21/17 Analyzed: 04/24/17						
Aroclor-1016	0.29	0.13	mg/Kg dry	0.252	ND	116	40-140	3.52	50	
Aroclor-1016 [2C]	0.30	0.13	mg/Kg dry	0.252	ND	119	40-140	2.78	50	
Aroclor-1260	0.28	0.13	mg/Kg dry	0.252	ND	110	40-140	2.68	50	
Aroclor-1260 [2C]	0.32	0.13	mg/Kg dry	0.252	ND	125	40-140	0.770	50	
Surrogate: Decachlorobiphenyl	*0.289*		mg/Kg dry	0.252		115	30-150			
Surrogate: Decachlorobiphenyl [2C]	*0.292*		mg/Kg dry	0.252		116	30-150			
Surrogate: Tetrachloro-m-xylene	*0.285*		mg/Kg dry	0.252		113	30-150			
Surrogate: Tetrachloro-m-xylene [2C]	*0.289*		mg/Kg dry	0.252		115	30-150			

con-test® ANALYTICAL LABORATORY
39 Spruce Street * East Longmeadow, MA 01028 * FAX 413/525-6405 * TEL. 413/525-2332

QUALITY CONTROL

Petroleum Hydrocarbons Analyses - Quality Control

Analyte	Result	Reporting Limit	Units	Spike Level	Source Result	%REC		%REC Limits	RPD		RPD Limit	Notes
Batch B175012 - SW-846 3546												
Blank (B175012-BLK1)				Prepared: 04/21/17 Analyzed: 04/24/17								
CT ETPH	ND	10	mg/Kg wet									
Surrogate: o-Terphenyl	*2.48*		mg/Kg wet	3.33		74.4		50-150				
LCS (B175012-BS1)				Prepared: 04/21/17 Analyzed: 04/24/17								
CT ETPH	23.5	10	mg/Kg wet	33.3		70.5		60-120				
Surrogate: o-Terphenyl	*2.36*		mg/Kg wet	3.33		70.9		50-150				
LCS Dup (B175012-BSD1)				Prepared: 04/21/17 Analyzed: 04/24/17								
CT ETPH	24.7	10	mg/Kg wet	33.3		74.0		60-120	4.88		30	
Surrogate: o-Terphenyl	*2.48*		mg/Kg wet	3.33		74.3		50-150				
Matrix Spike (B175012-MS1)	**Source: 17D0940-01**			Prepared: 04/21/17 Analyzed: 04/26/17								
CT ETPH	146	51	mg/Kg dry	34.3	146	**-0.294**	*	50-150				R-06, Z-01
Surrogate: o-Terphenyl	*2.50*		mg/Kg dry	3.43		72.7		50-150				
Matrix Spike Dup (B175012-MSD1)	**Source: 17D0940-01**			Prepared: 04/21/17 Analyzed: 04/26/17								
CT ETPH	211	51	mg/Kg dry	34.3	146	**191**	*	50-150	**36.8**	*	30	R-06, Z-01
Surrogate: o-Terphenyl	*2.59*		mg/Kg dry	3.43		75.5		50-150				
Batch B175338 - SW-846 3546												
Blank (B175338-BLK1)				Prepared & Analyzed: 04/26/17								
CT ETPH	ND	10	mg/Kg wet									
Surrogate: o-Terphenyl	*2.44*		mg/Kg wet	3.33		73.3		50-150				
LCS (B175338-BS1)				Prepared & Analyzed: 04/26/17								
CT ETPH	23.9	10	mg/Kg wet	33.3		71.6		60-120				
Surrogate: o-Terphenyl	*2.40*		mg/Kg wet	3.33		72.1		50-150				
LCS Dup (B175338-BSD1)				Prepared & Analyzed: 04/26/17								
CT ETPH	23.6	10	mg/Kg wet	33.3		70.9		60-120	0.992		30	
Surrogate: o-Terphenyl	*2.45*		mg/Kg wet	3.33		73.5		50-150				

con-test® ANALYTICAL LABORATORY
39 Spruce Street * East Longmeadow, MA 01028 * FAX 413/525-6405 * TEL. 413/525-2332

QUALITY CONTROL

Metals Analyses (Total) - Quality Control

Analyte	Result	Reporting Limit	Units	Spike Level	Source Result	%REC	%REC Limits	RPD	RPD Limit	Notes
Batch B175018 - SW-846 7471										
Blank (B175018-BLK1)				Prepared & Analyzed: 04/21/17						
Mercury	ND	0.025	mg/Kg wet							
LCS (B175018-BS1)				Prepared & Analyzed: 04/21/17						
Mercury	9.55	1.9	mg/Kg wet	9.36		102	73.7-126.3			
LCS Dup (B175018-BSD1)				Prepared & Analyzed: 04/21/17						
Mercury	9.54	1.9	mg/Kg wet	9.43		101	73.7-126.3	0.0671	30	
Batch B175027 - SW-846 3051										
Blank (B175027-BLK1)				Prepared: 04/21/17 Analyzed: 04/25/17						
Arsenic	ND	2.5	mg/Kg wet							
Barium	ND	2.5	mg/Kg wet							
Cadmium	ND	0.25	mg/Kg wet							
Chromium	ND	0.50	mg/Kg wet							
Lead	ND	0.75	mg/Kg wet							
Selenium	ND	5.0	mg/Kg wet							
Silver	ND	0.50	mg/Kg wet							
LCS (B175027-BS1)				Prepared: 04/21/17 Analyzed: 04/25/17						
Arsenic	54.7	5.0	mg/Kg wet	57.0		95.9	77.8-122.1			
Barium	93.8	5.0	mg/Kg wet	110		85.2	82-117.4			
Cadmium	66.0	0.50	mg/Kg wet	77.8		84.8	81.9-118.2			
Chromium	56.4	1.0	mg/Kg wet	65.0		86.8	78.7-120.6			
Lead	74.5	1.5	mg/Kg wet	85.6		87.0	82.4-117.8			
Selenium	73.3	10	mg/Kg wet	78.9		92.9	77.1-122.3			
Silver	46.0	1.0	mg/Kg wet	54.2		84.9	74.3-125.4			
LCS Dup (B175027-BSD1)				Prepared: 04/21/17 Analyzed: 04/25/17						
Arsenic	54.2	5.0	mg/Kg wet	57.0		95.1	77.8-122.1	0.795	30	
Barium	91.2	5.0	mg/Kg wet	110		82.9	82-117.4	2.83	30	
Cadmium	67.0	0.50	mg/Kg wet	77.8		86.1	81.9-118.2	1.46	30	
Chromium	57.4	1.0	mg/Kg wet	65.0		88.3	78.7-120.6	1.74	30	
Lead	75.0	1.5	mg/Kg wet	85.6		87.6	82.4-117.8	0.759	30	
Selenium	72.2	10	mg/Kg wet	78.9		91.5	77.1-122.3	1.49	30	
Silver	46.8	1.0	mg/Kg wet	54.2		86.4	74.3-125.4	1.77	30	
MRL Check (B175027-MRL1)				Prepared: 04/21/17 Analyzed: 04/25/17						
Lead	0.797	0.71	mg/Kg wet	0.706		113	80-120			

con-test® ANALYTICAL LABORATORY
39 Spruce Street * East Longmeadow, MA 01028 * FAX 413/525-6405 * TEL. 413/525-2332

QUALITY CONTROL

Conventional Chemistry Parameters by EPA/APHA/SW-846 Methods (Total) - Quality Control

Analyte	Result	Reporting Limit	Units	Spike Level	Source Result	%REC	%REC Limits	RPD	RPD Limit	Notes
Batch B175049 - % Solids										
Duplicate (B175049-DUP5)	**Source: 17D0940-01**			Prepared: 04/21/17 Analyzed: 04/24/17						
% Solids	96.6		% Wt		97.1			0.516	20	
Duplicate (B175049-DUP6)	**Source: 17D0940-02**			Prepared: 04/21/17 Analyzed: 04/24/17						
% Solids	94.8		% Wt		94.7			0.106	20	
Duplicate (B175049-DUP7)	**Source: 17D0940-03**			Prepared: 04/21/17 Analyzed: 04/24/17						
% Solids	75.7		% Wt		75.7			0.00	20	
Duplicate (B175049-DUP8)	**Source: 17D0940-04**			Prepared: 04/21/17 Analyzed: 04/24/17						
% Solids	88.9		% Wt		86.1			3.20	20	

con-test® ANALYTICAL LABORATORY
39 Spruce Street * East Longmeadow, MA 01028 * FAX 413/525-6405 * TEL. 413/525-2332

IDENTIFICATION SUMMARY FOR SINGLE COMPONENT ANALYTES

SW-846 8082A

LCS

Lab Sample ID: B175036-BS1 Date(s) Analyzed 04/24/2017 04/24/2017

Instrument ID (1): Instrument ID (2):

GC Column (1): ID: (mm) GC Column (2): ID: (mm)

ANALYTE	COL	RT	RT WINDOW		CONCENTRATION	%RPD
			FROM	TO		
Aroclor-1016	1	0.00	-0.03	0.03	0.21	
	2	0.00	-0.03	0.03	0.20	4.9
Aroclor-1260	1	0.00	-0.03	0.03	0.19	
	2	0.00	-0.03	0.03	0.20	5.1

con-test® ANALYTICAL LABORATORY
39 Spruce Street * East Longmeadow, MA 01028 * FAX 413/525-6405 * TEL. 413/525-2332

IDENTIFICATION SUMMARY FOR SINGLE COMPONENT ANALYTES

SW-846 8082A

LCS Dup

Lab Sample ID: B175036-BSD1 Date(s) Analyzed 04/24/2017 04/24/2017

Instrument ID (1): Instrument ID (2):

GC Column (1): ID: (mm) GC Column (2): ID: (mm)

ANALYTE	COL	RT	RT WINDOW		CONCENTRATION	%RPD
			FROM	TO		
Aroclor-1016	1	0.00	-0.03	0.03	0.20	
	2	0.00	-0.03	0.03	0.20	0.0
Aroclor-1260	1	0.00	-0.03	0.03	0.19	
	2	0.00	-0.03	0.03	0.20	5.1

con-test® ANALYTICAL LABORATORY
39 Spruce Street * East Longmeadow, MA 01028 * FAX 413/525-6405 * TEL. 413/525-2332

IDENTIFICATION SUMMARY FOR SINGLE COMPONENT ANALYTES

SW-846 8082A

Matrix Spike

Lab Sample ID: B175036-MS1 Date(s) Analyzed 04/24/2017 04/24/2017

Instrument ID (1): Instrument ID (2):

GC Column (1): ID: (mm) GC Column (2): ID: (mm)

ANALYTE	COL	RT	RT WINDOW		CONCENTRATION	%RPD
			FROM	TO		
Aroclor-1016	1	0.00	-0.03	0.03	0.28	
	2	0.00	-0.03	0.03	0.29	3.5
Aroclor-1260	1	0.00	-0.03	0.03	0.27	
	2	0.00	-0.03	0.03	0.31	13.8

con-test® ANALYTICAL LABORATORY
39 Spruce Street * East Longmeadow, MA 01028 * FAX 413/525-6405 * TEL. 413/525-2332

IDENTIFICATION SUMMARY FOR SINGLE COMPONENT ANALYTES

SW-846 8082A

Matrix Spike Dup

Lab Sample ID: B175036-MSD1 Date(s) Analyzed 04/24/2017 04/24/2017

Instrument ID (1): Instrument ID (2):

GC Column (1): ID: (mm) GC Column (2): ID: (mm)

ANALYTE	COL	RT	RT WINDOW		CONCENTRATION	%RPD
			FROM	TO		
Aroclor-1016	1	0.00	-0.03	0.03	0.29	
	2	0.00	-0.03	0.03	0.30	3.4
Aroclor-1260	1	0.00	-0.03	0.03	0.28	
	2	0.00	-0.03	0.03	0.32	13.3

con-test® ANALYTICAL LABORATORY
39 Spruce Street * East Longmeadow, MA 01028 * FAX 413/525-6405 * TEL. 413/525-2332

FLAG/QUALIFIER SUMMARY

*	QC result is outside of established limits.
†	Wide recovery limits established for difficult compound.
‡	Wide RPD limits established for difficult compound.
#	Data exceeded client recommended or regulatory level
ND	Not Detected
RL	Reporting Limit
DL	Method Detection Limit
MCL	Maximum Contaminant Level
	Percent recoveries and relative percent differences (RPDs) are determined by the software using values in the calculation which have not been rounded.
	No results have been blank subtracted unless specified in the case narrative section.
R-06	Matrix spike duplicate RPD is outside of control limits. Reduced precision is anticipated for reported result for this compound in this sample.
S-01	The surrogate recovery for this sample is not available due to sample dilution below the surrogate reporting limit required from high analyte concentration and/or matrix interferences.
V-16	Response factor is less than method specified minimum acceptable value. Reduced precision and accuracy may be associated with reported result.
V-20	Continuing calibration did not meet method specifications and was biased on the high side. Data validation is not affected since sample result was "not detected" for this compound.
Z-01	Matrix spike and spike duplicate recovery is outside of control limits. Analysis is in control based on laboratory fortified blank recovery.

con-test® ANALYTICAL LABORATORY
39 Spruce Street * East Longmeadow, MA 01028 * FAX 413/525-6405 * TEL. 413/525-2332

CERTIFICATIONS

Certified Analyses included in this Report

Analyte	Certifications
CTDEP ETPH in Soil	
CT ETPH	CT
SW-846 6010C-D in Soil	
Arsenic	CT,NH,NY,ME,VA,NC
Barium	CT,NH,NY,ME,VA,NC
Cadmium	CT,NH,NY,ME,VA,NC
Chromium	CT,NH,NY,ME,VA,NC
Lead	CT,NH,NY,AIHA,ME,VA,NC
Selenium	CT,NH,NY,ME,VA,NC
Silver	CT,NH,NY,ME,VA,NC
SW-846 7471B in Soil	
Mercury	CT,NH,NY,NC,ME,VA
SW-846 8082A in Soil	
Aroclor-1016	CT,NH,NY,ME,NC,VA
Aroclor-1016 [2C]	CT,NH,NY,ME,NC,VA
Aroclor-1221	CT,NH,NY,ME,NC,VA
Aroclor-1221 [2C]	CT,NH,NY,ME,NC,VA
Aroclor-1232	CT,NH,NY,ME,NC,VA
Aroclor-1232 [2C]	CT,NH,NY,ME,NC,VA
Aroclor-1242	CT,NH,NY,ME,NC,VA
Aroclor-1242 [2C]	CT,NH,NY,ME,NC,VA
Aroclor-1248	CT,NH,NY,ME,NC,VA
Aroclor-1248 [2C]	CT,NH,NY,ME,NC,VA
Aroclor-1254	CT,NH,NY,ME,NC,VA
Aroclor-1254 [2C]	CT,NH,NY,ME,NC,VA
Aroclor-1260	CT,NH,NY,ME,NC,VA
Aroclor-1260 [2C]	CT,NH,NY,ME,NC,VA
Aroclor-1262	NY,NC,VA
Aroclor-1262 [2C]	NY,NC,VA
Aroclor-1268	NY,NC,VA
Aroclor-1268 [2C]	NY,NC,VA
SW-846 8260C in Soil	
Acetone	CT,NH,NY,ME
Acrylonitrile	CT,NH,NY,ME
Benzene	CT,NH,NY,ME
Bromobenzene	NH,NY,ME
Bromodichloromethane	CT,NH,NY,ME
Bromoform	CT,NH,NY,ME
Bromomethane	CT,NH,NY,ME
2-Butanone (MEK)	CT,NH,NY,ME
n-Butylbenzene	CT,NH,NY,ME
sec-Butylbenzene	CT,NH,NY,ME
tert-Butylbenzene	CT,NH,NY,ME
Carbon Disulfide	CT,NH,NY,ME
Carbon Tetrachloride	CT,NH,NY,ME
Chlorobenzene	CT,NH,NY,ME

con-test® ANALYTICAL LABORATORY
39 Spruce Street * East Longmeadow, MA 01028 * FAX 413/525-6405 * TEL. 413/525-2332

CERTIFICATIONS

Certified Analyses included in this Report

Analyte	Certifications
SW-846 8260C in Soil	
Chlorodibromomethane	CT,NH,NY,ME
Chloroethane	CT,NH,NY,ME
Chloroform	CT,NH,NY,ME
Chloromethane	CT,NH,NY,ME
2-Chlorotoluene	CT,NH,NY,ME
4-Chlorotoluene	CT,NH,NY,ME
Dibromomethane	NH,NY,ME
1,2-Dichlorobenzene	CT,NH,NY,ME
1,3-Dichlorobenzene	CT,NH,NY,ME
1,4-Dichlorobenzene	CT,NH,NY,ME
trans-1,4-Dichloro-2-butene	NY
Dichlorodifluoromethane (Freon 12)	NY,ME
1,1-Dichloroethane	CT,NH,NY,ME
1,2-Dichloroethane	CT,NH,NY,ME
1,1-Dichloroethylene	CT,NH,NY,ME
cis-1,2-Dichloroethylene	CT,NH,NY,ME
trans-1,2-Dichloroethylene	CT,NH,NY,ME
1,2-Dichloropropane	CT,NH,NY,ME
1,3-Dichloropropane	NH,NY,ME
2,2-Dichloropropane	NH,NY,ME
1,1-Dichloropropene	NH,NY,ME
cis-1,3-Dichloropropene	CT,NH,NY,ME
trans-1,3-Dichloropropene	CT,NH,NY,ME
Ethylbenzene	CT,NH,NY,ME
Hexachlorobutadiene	NH,NY,ME
2-Hexanone (MBK)	CT,NH,NY,ME
Isopropylbenzene (Cumene)	CT,NH,NY,ME
p-Isopropyltoluene (p-Cymene)	NH,NY
Methyl tert-Butyl Ether (MTBE)	NH,NY
Methylene Chloride	CT,NH,NY,ME
4-Methyl-2-pentanone (MIBK)	CT,NH,NY
Naphthalene	NH,NY,ME
n-Propylbenzene	NH,NY
Styrene	CT,NH,NY,ME
1,1,1,2-Tetrachloroethane	CT,NH,NY,ME
1,1,2,2-Tetrachloroethane	CT,NH,NY,ME
Tetrachloroethylene	CT,NH,NY,ME
Toluene	CT,NH,NY,ME
1,2,4-Trichlorobenzene	NH,NY,ME
1,1,1-Trichloroethane	CT,NH,NY,ME
1,1,2-Trichloroethane	CT,NH,NY,ME
Trichloroethylene	CT,NH,NY,ME
Trichlorofluoromethane (Freon 11)	CT,NH,NY,ME
1,2,3-Trichloropropane	NH,NY,ME
1,2,4-Trimethylbenzene	CT,NH,NY,ME
1,3,5-Trimethylbenzene	CT,NH,NY,ME
Vinyl Chloride	CT,NH,NY,ME

39 Spruce Street * East Longmeadow, MA 01028 * FAX 413/525-6405 * TEL. 413/525-2332

CERTIFICATIONS

Certified Analyses included in this Report

Analyte	Certifications
SW-846 8260C in Soil	
m+p Xylene	CT,NH,NY,ME
o-Xylene	CT,NH,NY,ME

The CON-TEST Environmental Laboratory operates under the following certifications and accreditations:

Code	Description	Number	Expires
AIHA	AIHA-LAP, LLC - ISO17025:2005	100033	02/1/2018
MA	Massachusetts DEP	M-MA100	06/30/2017
CT	Connecticut Department of Publilc Health	PH-0567	09/30/2017
NY	New York State Department of Health	10899 NELAP	04/1/2018
NH-S	New Hampshire Environmental Lab	2516 NELAP	02/5/2018
RI	Rhode Island Department of Health	LAO00112	12/30/2017
NC	North Carolina Div. of Water Quality	652	12/31/2017
NJ	New Jersey DEP	MA007 NELAP	06/30/2017
FL	Florida Department of Health	E871027 NELAP	06/30/2017
VT	Vermont Department of Health Lead Laboratory	LL015036	07/30/2017
ME	State of Maine	2011028	06/9/2017
VA	Commonwealth of Virginia	460217	12/14/2017
NH-P	New Hampshire Environmental Lab	2557 NELAP	09/6/2017

con-test ANALYTICAL LABORATORY

17D0940

Phone: 413-525-2332
Fax: 413-525-6405
Email: info@contestlabs.com

http://www.contestlabs.com

Doc # 381 Rev 0 5 8 2015

CHAIN OF CUSTODY RECORD

39 Spruce Street
East Longmeadow, MA 01028

Page 1 of 1

Company Name:	Weston & Sampson - (for Eversource Energy)
Address:	273 Dividend Road, Rocky Hill, CT 06067
Phone:	(860) 513-1473
Project Name:	Simsbury AWC
Project Location:	Simsbury, CT
Project Number:	Bill W&S directly
Project Manager:	Jeff Willson
Con-Test Bid:	n/a
Invoice Recipient:	Jeff Willson
Sampled By:	Will Sirotnak

Requested Turnaround Time
7-Day ☐ 10-Day ☐
Other: ☑ 5-7 Bus. Days

Rush-Approval Required
1-Day ☐ 3-Day ☐
2-Day ☐ 4-Day ☐

Data Delivery
Format: PDF ☑ EXCEL ☑
Other:
Enhanced Data Package Required: ☐
Email To: yellenl@wseinc.com
Fax To #: sirotnakw@wseinc.com

Con-Test Work Order#	Client Sample ID / Description	Beginning Date/Time	Ending Date/Time	Composite	Grab	[1]Matrix Code	Conc Code	VOCs	ETPH	PCBs Soxhlet Ext.	RCRA 8 Metals	# of Containers	[2] Preservation Code	[3] Container Code
01	B323	4/20/17	920		X	S	U	X	X			1,2	I	V
02	B324		935					X	X			M,O	I	A
03	B325		1000					X	X	X	X			
04	B326		1025					X	X	X	X			
05	B327		1035					X	X	X	X			
06	B328		1050					X	X	X	X			
07	B329		1115					X	X	X	X			
08	B330		1140					X	X	X	X			
09	B331		1210					X	X	X				
10	B332	↓	1220		↓	↓	↓	X	X	X				

ANALYSIS REQUESTED

Dissolved Metals Samples
○ Field Filtered
○ Lab to Filter

Orthophosphate Samples
○ Field Filtered
○ Lab to Filter

Comments: (1) Please bill Weston & Sampson directly.

Please use the following codes to indicate possible sample concentration within the Conc Code column above:
H - High; M - Medium; L - Low; C - Clean; U - Unknown

[1] **Matrix Codes:**
GW = Ground Water
WW = Waste Water
DW = Drinking Water
A = Air
S = Soil/Solid
SL = Sludge
O = Other (please define)

[2] **Preservation Codes:**
I = Iced
H = HCL
M = Methanol
N = Nitric Acid
S = Sulfuric Acid
B = Sodium Bisulfate
X = Sodium Hydroxide
T = Sodium Thiosulfate
O = Other (please define)

[3] **Container Codes:**
A = Amber Glass
G = Glass
P = Plastic
ST = Sterile
V = Vial
S = Summa Canister
T = Tedlar Bag
O = Other (please define)

Relinquished by: (signature)	4/20/17	Date/Time:
Received by: (signature)	4-20-17	Date/Time: 5:25
Relinquished by: (signature)	4-20-17	Date/Time: 6:30
Received by: (signature)	5.8	Date/Time: 4/20/17 1830
Relinquished by: (signature)		Date/Time:
Received by: (signature)		Date/Time:

Detection Limit Requirements
MA
CT CTDEEP RSRs (includes RES DEC & GA PMC)
Other:

Program Information
○ MCP Analytical Certification Form Required
● RCP Analysis Certification Form Required
○ MA State DW Form Required
PWSID # _____

NELAC and AIHA-LAP, LLC Accredited

TURNAROUND TIME (BUSINESS DAYS) STARTS AT 9:00 AM THE DAY AFTER SAMPLE RECEIPT UNLESS THERE ARE QUESTIONS ON THIS CHAIN. IF THIS FORM IS NOT FILLED OUT COMPLETELY OR IS INCORRECT, TURNAROUND TIME CANNOT START UNTIL ALL QUESTIONS HAVE BEEN ANSWERED.

PLEASE BE CAREFUL NOT TO CONTAMINATE THIS DOCUMENT

4/20/17 1830

Table of Contents

con-test ANALYTICAL LABORATORY

17D0940

http://www.contestlabs.com

Doc # 381 Rev 0 5 8 2015

Phone: 413-525-2332
Fax: 413-525-6405
Email: info@contestlabs.com

CHAIN OF CUSTODY RECORD

39 Spruce Street
East Longmeadow, MA 01028

Page 2 of 2

Company Name:	Weston & Sampson - (for Eversource Energy)
Address:	273 Dividend Road, Rocky Hill, CT 06067
Phone:	(860) 513-1473
Project Name:	Simsbury AWC
Project Location:	Simsbury, CT
Project Number:	Bill W&S directly
Project Manager:	Jeff Willson
Con-Test Bid:	n/a
Invoice Recipient:	Jeff Willson
Sampled By:	Will Sirotnak

Requested Turnaround Time
7-Day ☐ 10-Day ☐
Other: ☑ 5-7 Bus. Days

Rush Approval Required
1-Day ☐ 3-Day ☐
2-Day ☐ 4-Day ☐

Data Delivery
Format: PDF ☑ EXCEL ☑
Other:
Enhanced Data Package Required: ☐
Email To: yellenl@wseinc.com
Fax To #: sirotnakw@wseinc.com

ANALYSIS REQUESTED

Con-Test Work Order#	Client Sample ID / Description	Beginning Date/Time	Ending Date/Time	Composite	Grab	[1]Matrix Code	Conc Code	VOCs	ETPH	PCBs Soxhlet	RCRA 8 metals	# of Containers
11	Dup-2	4/20/17	-		X	S	U	X	X	X	X	

[2] Preservation Code
[3] Container Code

Dissolved Metals Samples
○ Field Filtered
○ Lab to Filter

Orthophosphate Samples
○ Field Filtered
○ Lab to Filter

Comments: (1) Please bill Weston & Sampson directly.

Please use the following codes to indicate possible sample concentration within the **Conc Code** column above:
H - High; M - Medium; L - Low; C - Clean; U - Unknown

[1] **Matrix Codes:**
GW = Ground Water
WW = Waste Water
DW = Drinking Water
A = Air
S = Soil/Solid
SL = Sludge
O = Other (please define)

[2] **Preservation Codes:**
I = Iced
H = HCL
M = Methanol
N = Nitric Acid
S = Sulfuric Acid
B = Sodium Bisulfate
X = Sodium Hydroxide
T = Sodium Thiosulfate
O = Other (please define)

[3] **Container Codes:**
A = Amber Glass
G = Glass
P = Plastic
ST = Sterile
V = Vial
S = Summa Canister
T = Tedlar Bag
O = Other (please define)

Relinquished by: (signature)	Date/Time: 4/20/17
Received by: (signature)	Date/Time: 4-20-17 5:25
Relinquished by: (signature)	Date/Time: 4-20-17 6:30
Received by: (signature)	Date/Time: 4/20/17 1830
Relinquished by: (signature)	Date/Time:
Received by: (signature)	Date/Time:

Detection Limit Requirements
MA
CT CTDEEP RSRs (includes RES DEC & GA PMC)
Other:

Program Information
○ MCP Analytical Certification Form Required
● RCP Analysis Certification Form Required
○ MA State DW Form Required
PWSID # _____

NELAC and AIHA-LAP, LLC Accredited

TURNAROUND TIME (BUSINESS DAYS) STARTS AT 9:00 AM THE DAY AFTER SAMPLE RECEIPT UNLESS THERE ARE QUESTIONS ON THIS CHAIN. IF THIS FORM IS NOT FILLED OUT COMPLETELY OR IS INCORRECT, TURNAROUND TIME CANNOT START UNTIL ALL QUESTIONS HAVE BEEN ANSWERED.

PLEASE BE CAREFUL NOT TO CONTAMINATE THIS DOCUMENT

4/20/17 1830

Table of Contents

39 Spruce St.
East Longmeadow, MA. 01028
P: 413-525-2332
F: 413-525-6405
www.contestlabs.com

con-test® ANALYTICAL LABORATORY

Sample Receipt Checklist

CLIENT NAME: Weston & Simpson **RECEIVED BY:** BLF **DATE:** 4/20/17

1) **Was the chain(s) of custody relinquished and signed?** **Yes** X **No** ____ **No COC Incl.**

2) **Does the chain agree with the samples?** **Yes** X **No** ____
If not, explain:

3) **Are all the samples in good condition?** **Yes** X **No** ____
If not, explain:

4) **How were the samples received:**
On Ice X Direct from Sampling ____ Ambient ____ In Cooler(s) X
Were the samples received in Temperature Compliance of (2-6°C)? **Yes** X **No** ____ **N/A** ____
Temperature °C by Temp blank ____ # ____ Temperature °C by Temp gun 5.8° C # 7

5) **Are there Dissolved samples for the lab to filter?** **Yes** ____ **No** X
Who was notified ____ Date ____ Time ____

6) **Are there any RUSH or SHORT HOLDING TIME samples?** **Yes** ____ **No** X
Who was notified ____ Date ____ Time ____

7) **Location where samples are stored:** 

Permission to subcontract samples? Yes No
(Walk-in clients only) if not already approved
Client Signature: ____

8) **Do all samples have the proper Acid pH:** **Yes** ____ **No** ____ **N/A** X

9) **Do all samples have the proper Base pH:** **Yes** ____ **No** ____ **N/A** X

10) **Was the PC notified of any discrepancies with the CoC vs the samples:** **Yes** ____ **N/A** X

Containers received at Con-Test

	# of containers		# of containers
1 Liter Amber		16 oz amber	
500 mL Amber		8 oz amber/clear jar	11
250 mL Amber (8oz amber)		4 oz amber/clear jar	
1 Liter Plastic		2 oz amber/clear jar	
500 mL Plastic		Plastic Bag / Ziploc	
250 mL plastic		SOC Kit	
40 mL Vial - type listed below	33	Perchlorate Kit	
Colisure / bacteria bottle		Flashpoint bottle	
Dissolved Oxygen bottle		Other glass jar	
Encore		Other	

40 mL vials: # HCl ____ # Methanol 11
Bisulfate ____ # DI Water 22
Thiosulfate ____ Unpreserved ____

Time and Date Frozen: 4/20/17 1830

Page 2 of 2

Login Sample Receipt Checklist

(Rejection Criteria Listing - Using Sample Acceptance Policy)

Any False statement will be brought to the attention of Client

Question	Answer (True/False) T/F/NA	Comment
1) The cooler's custody seal, if present, is intact.	NA	
2) The cooler or samples do not appear to have been compromised or tampered with.	T	
3) Samples were received on ice.	T	
4) Cooler Temperature is acceptable.	T	
5) Cooler Temperature is recorded.	T	
6) COC is filled out in ink and legible.	T	
7) COC is filled out with all pertinent information.	T	
8) Field Sampler's name present on COC.	T	
9) There are no discrepancies between the sample IDs on the container and the COC.	T	
10) Samples are received within Holding Time.	T	
11) Sample containers have legible labels.	T	
12) Containers are not broken or leaking.	T	
13) Air Cassettes are not broken/open.	NA	
14) Sample collection date/times are provided.	T	
15) Appropriate sample containers are used.	T	
16) Proper collection media used.	T	
17) No headspace sample bottles are completely filled.	NA	
18) There is sufficient volume for all requsted analyses, including any requested MS/MSDs.	T	
19) Trip blanks provided if applicable.	NA	
20) VOA sample vials do not have head space or bubble is <6mm (1/4") in diameter.	NA	
21) Samples do not require splitting or compositing.	T	

Who notified of False statements? **Date/Time:**

Doc #277 Rev. 4 August 2013 **Log-In Technician Initials:** **Date/Time:**

RLF 4/20/17 1830

D:\HPCHEM\1\DATA\A042517\A0425124.D

CT ETPH DISCRIMINATION CHECK

Date Acquired	4/26/17
Data File Name	A0425124.D
Sample Name	ETPH 1500
Instrument Name	5890DFID

Compound	Ret Time	Target Response	Average Response	*%D +/- 20
c - 9	1.17	412808	442858	-7
c - 10	1.52	418506	442858	-5
c - 12	2.26	424467	442858	-4
c - 14	2.94	427744	442858	-3
c - 16	3.55	437403	442858	-1
c - 18	4.15	437447	442858	-1
o-Terphenyl	4.43	494895	442858	
c - 20	4.77	450711	442858	2
c - 22	5.28	467662	442858	6
c - 24	5.72	442760	442858	0
c - 26	6.12	466991	442858	5
c - 28	6.48	460302	442858	4
c - 30	6.81	458122	442858	3
c - 32	7.13	446184	442858	1
c - 34	7.42	446930	442858	1
c - 36	7.72	444829	442858	0

* One compound allowed %D </= 50%

Samples

17D0940-05@20X
17D0940-02@20X
17D0931-02@5X
17D0931-12@20X
17D0931-01
17D0940-04
17D0940-06@20X
17D0940-07

D:\HPCHEM\1\DATA\A042517.SEC\A0425125.D

CT ETPH DISCRIMINATION CHECK

Date Acquired	4/26/17
Data File Name	A0425125.D
Sample Name	ETPH 1500
Instrument Name	5890DFID

Compound	Ret Time	Target Response	Average Response	*%D +/- 20
c - 9	1.21	517397	538191	-4
c - 10	1.56	528026	538191	-2
c - 12	2.29	542814	538191	1
c - 14	2.96	547671	538191	2
c - 16	3.56	553729	538191	3
c - 18	4.16	543295	538191	1
o-Terphenyl	4.45	596813	538191	
c - 20	4.77	549335	538191	2
c - 22	5.28	552471	538191	3
c - 24	5.72	514666	538191	-4
c - 26	6.11	543123	538191	1
c - 28	6.47	540951	538191	1
c - 30	6.80	543067	538191	1
c - 32	7.11	533406	538191	-1
c - 34	7.41	532591	538191	-1
c - 36	7.71	530330	538191	-1

* One compound allowed %D </= 50%

Samples

17D0940-09
17D0940-10
17D0940-11
17D0870-02@20X
17D0940-08@20X

D:\HPCHEM\1\DATA\A042617\A0426006.D

CT ETPH DISCRIMINATION CHECK

Date Acquired	4/26/17
Data File Name	A0426006.D
Sample Name	ETPH 1500
Instrument Name	5890DFID

Compound	Ret Time	Target Response	Average Response	*%D +/- 20
c - 9	1.17	393587	419112	-6
c - 10	1.52	396168	419112	-5
c - 12	2.26	402003	419112	-4
c - 14	2.94	406882	419112	-3
c - 16	3.54	417047	419112	0
c - 18	4.15	417327	419112	0
o-Terphenyl	4.43	471191	419112	
c - 20	4.76	429236	419112	2
c - 22	5.28	444319	419112	6
c - 24	5.72	418262	419112	0
c - 26	6.12	440015	419112	5
c - 28	6.48	434744	419112	4
c - 30	6.81	432620	419112	3
c - 32	7.12	420904	419112	0
c - 34	7.42	418912	419112	0
c - 36	7.72	414659	419112	-1

* One compound allowed %D </= 50%

Samples

17D1104-03
17D1104-04
17D1104-05@5X
17D0940-01@5X

D:\HPCHEM\1\DATA\A042617.SEC\A0426007.D

CT ETPH DISCRIMINATION CHECK

Date Acquired	4/26/17
Data File Name	A0426007.D
Sample Name	ETPH 1500
Instrument Name	5890DFID

Compound	Ret Time	Target Response	Average Response	*%D +/- 20
c - 9	1.20	490916	507190	-3
c - 10	1.56	496122	507190	-2
c - 12	2.29	509636	507190	0
c - 14	2.96	516461	507190	2
c - 16	3.56	522378	507190	3
c - 18	4.16	513228	507190	1
o-Terphenyl	4.45	563285	507190	
c - 20	4.77	519220	507190	2
c - 22	5.28	522027	507190	3
c - 24	5.72	486582	507190	-4
c - 26	6.11	513630	507190	1
c - 28	6.47	512155	507190	1
c - 30	6.81	512115	507190	1
c - 32	7.12	501033	507190	-1
c - 34	7.41	498850	507190	-2
c - 36	7.71	493499	507190	-3

* One compound allowed %D </= 50%

Samples

17D0733-04
17D0940-03RE1
17D0850-01RE1@5X
17D0973-08@5X
17D0931-13@5X

REASONABLE CONFIDENCE PROTOCOL
LABORATORY ANALYSIS QA/QC CERTIFICATION FORM

Laboratory Name: Con-Test Analytical Laboratory

Client: Weston & Sampson

Project Location: Simsbury, CT

Project Number: 17D0940

Laboratory Sample ID(s):

17D0940-01 thru 17D0940-11

Sample Date(s):

04/20/2017

List RCP Methods Used:

CTDEP ETPH, SW-846 6010C-D, SW-846 7471B, SW-846 8082A, SW-846 8260C

1	For each analytical method referenced in this laboratory report package, were all specified QA/QC performance criteria followed, including the requirement to explain any criteria falling outside of acceptable guidelines, as specified in the CTDEP method-specific Reasonable Confidence Protocol documents?	☑ Yes ☐ No
1A	Were the method specified preservation and holding time requirements met?	☑ Yes ☐ No
1B	VPH and EPH Methods only: Was the VPH and EPH method conducted without significant modifications (see Section 11.3 of respective RCP methods)?	☐ Yes ☐ No ☑ N/A
2	Were all samples received by the laboratory in a condition consistent with that described on the associated chain-of-custody document(s)?	☑ Yes ☐ No
3	Were samples received at an appropriate temperature (< 6 degrees C.)?	☑ Yes ☐ No ☐ N/A
4	Were all QA/QC performance criteria specified in the CTDEP Reasonable Confidence Protocol documents achieved?	☐ Yes ☑ No
5A	Were reporting limits specified or referenced on the chain-of-custody?	☑ Yes ☐ No
5B	Were these reporting limits met?	☑ Yes ☐ No
6	For each analytical method referenced in this laboratory report package, were results reported for all constituents identified in the method-specific analyte lists presented in the Reasonable Confidence Protocol documents?	☐ Yes ☑ No
7	Are project-specific matrix spikes and laboratory duplicates included in this data set?	☐ Yes ☑ No

Notes: For all questions to which the response was "No" (with the exception of question #7), additional information must be provided in an attached narrative. If the answer to question #1, #1A, or #1B is "No", the data package does not meet the requirements for "Reasonable Confidence."
This form may not be altered and all questions must be answered.

I, the undersigned, attest under the pains and penalties of perjury that, to the best of my knowledge and belief and based upon my personal inquiry of those responsible for providing the information contained in this analytical report, such information is accurate and complete.

Authorized Signature: Lisa Worthington **Position:** **Project Manager**

Printed Name: **Lisa A. Worthington** **Date:** **04/27/17**

Name of Laboratory: **Con-Test Analytical Laboratory**

This certification form is to be used for RCP methods only.



WORK ORDER **Printed: 4/21/2017 9:42:58AM**

17D0942

Con-Test Analytical Laboratory

Client:	**Weston & Sampson**	**Project Manager:**	**James M. Georgantas**
Project:	**Simsbury AWC**	**Project Number:**	**[none]**

Below please find the login confirmation including the CoC and draft invoice.

To ensure that your needs are met, **please review** these documents to verify that:

1. The number of samples received and matrix are correct.
2. The methods are correct as well as any specific regulatory requirements.
3. The due date for the final report is correct.
4. The contact information is correct.
5. The pricing is correct.

Thank-you for choosing Con-Test Analytical Laboratories. If you need further assistance, please contact your project manager.

Printed: 4/21/2017 9:42:58AM

WORK ORDER

17D0942

Con-Test Analytical Laboratory

Client:	**Weston & Sampson**	**Project Manager:**	**James M. Georgantas**
Project:	**Simsbury AWC**	**Project Number:**	**[none]**

Report To:
Weston & Sampson
Jeff Willson
273 Dividend Road
Rocky Hill, CT 06067
Phone: (860) 616-6618
Fax: -

Invoice To:
Weston & Sampson
Accounts Payable
5 Centennial Drive
Peabody, MA 01960
Phone :(860) 513-1473
Fax: -

Analysis	Due	TAT	Expires	Comments
17D0942-01 B324-2 [Soil] Sampled 04/20/17 09:40 (GMT-05:00) Eastern Time (US &				**CT RCP RES DEC GA PMC**
Sample on Hold	04/27/17 13:00	5	04/15/18 09:40	
Sample Disposal	04/27/17 13:00	5	04/15/18 09:40	
17D0942-02 B329-3 [Soil] Sampled 04/20/17 11:20 (GMT-05:00) Eastern Time (US &				**CT RCP RES DEC GA PMC**
Sample on Hold	04/27/17 13:00	5	04/15/18 11:20	
Sample Disposal	04/27/17 13:00	5	04/15/18 11:20	
17D0942-03 B330-2 [Soil] Sampled 04/20/17 11:45 (GMT-05:00) Eastern Time (US &				**CT RCP RES DEC GA PMC**
Sample on Hold	04/27/17 13:00	5	04/15/18 11:45	
Sample Disposal	04/27/17 13:00	5	04/15/18 11:45	

Reviewed By

Date

WORK ORDER

Printed: 4/21/2017 9:42:58AM

17D0942

Con-Test Analytical Laboratory

Client:	**Weston & Sampson**	**Project Manager:**	**James M. Georgantas**
Project:	**Simsbury AWC**	**Project Number:**	**[none]**

DRAFT INVOICE

Item	Qty	Surcharge	Unit Price	Test Total
Sample Disposal	3	0.00	$0.00	$0.00
Sample on Hold	3	0.00	$11.00	$33.00
				$33.00

Reviewed By

Date

con-test ANALYTICAL LABORATORY

17D0942

Phone: 413-525-2332
Fax: 413-525-6405
Email: info@contestlabs.com

http://www.contestlabs.com

Doc # 381 Rev 0 5 8 2015

CHAIN OF CUSTODY RECORD

39 Spruce Street
East Longmeadow, MA 01028

Page 1 of 1

Company Name:	Weston & Sampson - (for Eversource Energy)
Address:	273 Dividend Road, Rocky Hill, CT 06067
Phone:	(860) 513-1473
Project Name:	Simsbury AWC
Project Location:	Simsbury, CT
Project Number:	Bill W&S directly
Project Manager:	Jeff Willson
Con-Test Bid:	n/a
Invoice Recipient:	Jeff Willson
Sampled By:	Will Sirotnak

Requested Turnaround Time
7-Day ☐ 10-Day ☐
Other: ☑ 5-7 Bus. Days

Rush-Approval Required
1-Day ☐ 3-Day ☐
2-Day ☐ 4-Day ☐

Data Delivery
Format: PDF ☑ EXCEL ☑
Other:
Enhanced Data Package Required: ☐
Email To: yellenl@wseinc.com
Fax To #: sirotnakw@wseinc.com

ANALYSIS REQUESTED

Con-Test Work Order#	Client Sample ID / Description	Beginning Date/Time	Ending Date/Time	Composite	Grab	Matrix Code	Conc Code	Hold for future analysis	# of Containers	Preservation Code	Container Code
01	B324-2	4/20/17	940		X	S	U	X			
02	B329-2	↓	1120		↓	↓	↓	X			
03	B330-2	↓	1145		↓	↓	↓	X			

Dissolved Metals Samples
○ Field Filtered
○ Lab to Filter

Orthophosphate Samples
○ Field Filtered
○ Lab to Filter

Comments: (1) Please bill Weston & Sampson directly.

Please use the following codes to indicate possible sample concentration within the Conc Code column above:
H - High; M - Medium; L - Low; C - Clean; U - Unknown

[1] **Matrix Codes:**
GW = Ground Water
WW = Waste Water
DW = Drinking Water
A = Air
S = Soil/Solid
SL = Sludge
O = Other (please define)

[2] **Preservation Codes:**
I = Iced
H = HCL
M = Methanol
N = Nitric Acid
S = Sulfuric Acid
B = Sodium Bisulfate
X = Sodium Hydroxide
T = Sodium Thiosulfate
O = Other (please define)

[3] **Container Codes:**
A = Amber Glass
G = Glass
P = Plastic
ST = Sterile
V = Vial
S = Summa Canister
T = Tedlar Bag
O = Other (please define)

Relinquished by: (signature)	4/20/17	Date/Time:
Received by: (signature)	4-20-17	Date/Time: 5:25
Relinquished by: (signature)	4-20-17	Date/Time: 6:30
Received by: (signature)	3.8C	Date/Time: 4/20/17 1830
Relinquished by: (signature)		Date/Time:
Received by: (signature)		Date/Time:

Detection Limit Requirements
MA
CT CTDEEP RSRs (includes RES DEC & GA PMC)
Other:

Program Information
○ MCP Analytical Certification Form Required
● RCP Analysis Certification Form Required
○ MA State DW Form Required
PWSID # _____

NELAC and AIHA-LAP, LLC Accredited

TURNAROUND TIME (BUSINESS DAYS) STARTS AT 9:00 AM THE DAY AFTER SAMPLE RECEIPT UNLESS THERE ARE QUESTIONS ON THIS CHAIN. IF THIS FORM IS NOT FILLED OUT COMPLETELY OR IS INCORRECT, TURNAROUND TIME CANNOT START UNTIL ALL QUESTIONS HAVE BEEN ANSWERED.

PLEASE BE CAREFUL NOT TO CONTAMINATE THIS DOCUMENT

4/20/17 1830

39 Spruce St.
East Longmeadow, MA. 01028
P: 413-525-2332
F: 413-525-6405
www.contestlabs.com

con-test® ANALYTICAL LABORATORY

Page 1 of 2

Sample Receipt Checklist

CLIENT NAME: Weston & Sampson **RECEIVED BY:** BLF **DATE:** 4/20/17

1) **Was the chain(s) of custody relinquished and signed?** Yes X No ____ No COC Incl.

2) **Does the chain agree with the samples?** Yes X No ____
If not, explain:

3) **Are all the samples in good condition?** Yes X No ____
If not, explain:

4) **How were the samples received:**
On Ice X Direct from Sampling ____ Ambient ____ In Cooler(s) X

Were the samples received in Temperature Compliance of (2-6°C)? Yes X No ____ N/A ____

Temperature °C by Temp blank ____ # ____ Temperature °C by Temp gun 5.8°C # 7

5) **Are there Dissolved samples for the lab to filter?** Yes ____ No X
Who was notified ____ Date ____ Time ____

6) **Are there any RUSH or SHORT HOLDING TIME samples?** Yes ____ No X
Who was notified ____ Date ____ Time ____

7) **Location where samples are stored:** 

Permission to subcontract samples? Yes No
(Walk-in clients only) if not already approved
Client Signature: ____

8) **Do all samples have the proper Acid pH:** Yes ____ No ____ N/A X

9) **Do all samples have the proper Base pH:** Yes ____ No ____ N/A X

10) **Was the PC notified of any discrepancies with the CoC vs the samples:** Yes ____ N/A X

Containers received at Con-Test

	# of containers		# of containers
1 Liter Amber		16 oz amber	
500 mL Amber		8 oz amber/clear jar	3
250 mL Amber (8oz amber)		4 oz amber/clear jar	
1 Liter Plastic		2 oz amber/clear jar	
500 mL Plastic		Plastic Bag / Ziploc	
250 mL plastic		SOC Kit	
40 mL Vial - type listed below	9	Perchlorate Kit	
Colisure / bacteria bottle		Flashpoint bottle	
Dissolved Oxygen bottle		Other glass jar	
Encore		Other	

40 mL vials: # HCl ____ # Methanol 3
Bisulfate ____ # DI Water 6
Thiosulfate ____ Unpreserved

Time and Date Frozen: 4/20/17 1830

Doc# 277
Rev. 4 August 2013

Page 2 of 2

Login Sample Receipt Checklist

(Rejection Criteria Listing - Using Sample Acceptance Policy)

Any False statement will be brought to the attention of Client

Question	Answer (True/False) T/F/NA	Comment
1) The cooler's custody seal, if present, is intact.	NA	
2) The cooler or samples do not appear to have been compromised or tampered with.	T	
3) Samples were received on ice.	T	
4) Cooler Temperature is acceptable.	T	
5) Cooler Temperature is recorded.	T	
6) COC is filled out in ink and legible.	T	
7) COC is filled out with all pertinent information.	T	
8) Field Sampler's name present on COC.	T	
9) There are no discrepancies between the sample IDs on the container and the COC.	T	
10) Samples are received within Holding Time.	T	
11) Sample containers have legible labels.	T	
12) Containers are not broken or leaking.	T	
13) Air Cassettes are not broken/open.	NA	
14) Sample collection date/times are provided.	T	
15) Appropriate sample containers are used.	T	
16) Proper collection media used.	T	
17) No headspace sample bottles are completely filled.	NA	
18) There is sufficient volume for all requsted analyses, including any requested MS/MSDs.	T	
19) Trip blanks provided if applicable.	NA	
20) VOA sample vials do not have head space or bubble is <6mm (1/4") in diameter.	NA	
21) Samples do not require splitting or compositing.	T	

Who notified of False statements? **Date/Time:**

Doc #277 Rev. 4 August 2013 **Log-In Technician Initials:** **Date/Time:**

PLF 4/20/17 1830

WORK ORDER **Printed: 4/21/2017 9:42:58AM**

17D0942

Con-Test Analytical Laboratory

Client:	**Weston & Sampson**	**Project Manager:**	**James M. Georgantas**
Project:	**Simsbury AWC**	**Project Number:**	**[none]**

Reviewed By

Date

con-test® ANALYTICAL LABORATORY
39 Spruce Street * East Longmeadow, MA 01028 * FAX 413/525-6405 * TEL. 413/525-2332

June 14, 2017

Jeff Willson
Weston & Sampson
273 Dividend Road
Rocky Hill, CT 06067

Project Location: Simsbury, CT
Client Job Number:
Project Number: [none]
Laboratory Work Order Number: 17F0382

Enclosed are results of analyses for samples received by the laboratory on June 8, 2017. If you have any questions concerning this report, please feel free to contact me.

Sincerely,



James M. Georgantas
Project Manager

Table of Contents

Sample Summary 3
Case Narrative 4
Sample Results 5
17F0382-01 5
Sample Preparation Information 7
QC Data 8
Petroleum Hydrocarbons Analyses 8
B178803 8
Flag/Qualifier Summary 9
Certifications 10
Chain of Custody/Sample Receipt 11

con-test® ANALYTICAL LABORATORY
39 Spruce Street * East Longmeadow, MA 01028 * FAX 413/525-6405 * TEL. 413/525-2332

Weston & Sampson
273 Dividend Road
Rocky Hill, CT 06067
ATTN: Jeff Willson

REPORT DATE: 6/14/2017

PURCHASE ORDER NUMBER:

PROJECT NUMBER: [none]

ANALYTICAL SUMMARY

WORK ORDER NUMBER: 17F0382

The results of analyses performed on the following samples submitted to the CON-TEST Analytical Laboratory are found in this report.

PROJECT LOCATION: Simsbury, CT

FIELD SAMPLE #	LAB ID:	MATRIX	SAMPLE DESCRIPTION	TEST	SUB LAB
B310	17F0382-01	Soil		CTDEP ETPH SM 2540G	

con-test® ANALYTICAL LABORATORY
39 Spruce Street * East Longmeadow, MA 01028 * FAX 413/525-6405 * TEL. 413/525-2332

CASE NARRATIVE SUMMARY

All reported results are within defined laboratory quality control objectives unless listed below or otherwise qualified in this report.

CTDEP ETPH

Qualifications:

H-10

Analysis was requested after the recommended holding time had passed.

Analyte & Samples(s) Qualified:

17F0382-01[B310]

CT ETPH
17F0382-01[B310]

o-Terphenyl
17F0382-01[B310]

S-01

The surrogate recovery for this sample is not available due to sample dilution below the surrogate reporting limit required from high analyte concentration and/or matrix interferences.

Analyte & Samples(s) Qualified:

o-Terphenyl
17F0382-01[B310]

The results of analyses reported only relate to samples submitted to the Con-Test Analytical Laboratory for testing.
I certify that the analyses listed above, unless specifically listed as subcontracted, if any, were performed under my direction according to the approved methodologies listed in this document, and that based upon my inquiry of those individuals immediately responsible for obtaining the information, the material contained in this report is, to the best of my knowledge and belief, accurate and complete.

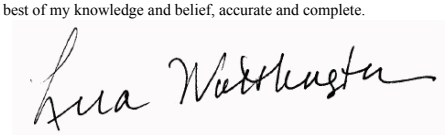

Lisa A. Worthington
Project Manager

con-test® ANALYTICAL LABORATORY
39 Spruce Street * East Longmeadow, MA 01028 * FAX 413/525-6405 * TEL. 413/525-2332

Project Location: Simsbury, CT | Sample Description: | Work Order: 17F0382

Date Received: 6/8/2017

Field Sample #: B310 | Sampled: 4/18/2017 15:45

Sample ID: 17F0382-01

Sample Matrix: Soil

Sample Flags: H-10

Petroleum Hydrocarbons Analyses

Analyte	Results	RL	Units	Dilution	Flag/Qual	Method	Date Prepared	Date/Time Analyzed	Analyst
CT ETPH	15000	4300	mg/Kg dry	200	H-10	CTDEP ETPH	6/8/17	6/13/17 17:50	SCS

Surrogates	% Recovery	Recovery Limits	Flag/Qual		
o-Terphenyl	*	50-150	S-01, H-10		6/13/17 17:50

con-test® ANALYTICAL LABORATORY
39 Spruce Street * East Longmeadow, MA 01028 * FAX 413/525-6405 * TEL. 413/525-2332

Project Location: Simsbury, CT | Sample Description: | Work Order: 17F0382

Date Received: 6/8/2017

Field Sample #: B310 | Sampled: 4/18/2017 15:45

Sample ID: 17F0382-01

Sample Matrix: Soil

Conventional Chemistry Parameters by EPA/APHA/SW-846 Methods (Total)

Analyte	Results	RL	Units	Dilution	Flag/Qual	Method	Date Prepared	Date/Time Analyzed	Analyst
% Solids	93.6		% Wt	1		SM 2540G	6/12/17	6/12/17 9:34	MRL

con-test® ANALYTICAL LABORATORY
39 Spruce Street * East Longmeadow, MA 01028 * FAX 413/525-6405 * TEL. 413/525-2332

Sample Extraction Data

Prep Method: SW-846 3546-CTDEP ETPH

Lab Number [Field ID]	Batch	Initial [g]	Final [mL]	Date
17F0382-01 [B310]	B178803	30.0	2.00	06/08/17

Prep Method: % Solids-SM 2540G

Lab Number [Field ID]	Batch	Date
17F0382-01 [B310]	B174819	06/12/17

con-test® ANALYTICAL LABORATORY
39 Spruce Street * East Longmeadow, MA 01028 * FAX 413/525-6405 * TEL. 413/525-2332

QUALITY CONTROL

Petroleum Hydrocarbons Analyses - Quality Control

Analyte	Result	Reporting Limit	Units	Spike Level	Source Result	%REC	%REC Limits	RPD	RPD Limit	Notes
Batch B178803 - SW-846 3546										
Blank (B178803-BLK1)				Prepared: 06/08/17 Analyzed: 06/12/17						
CT ETPH	ND	10	mg/Kg wet							
Surrogate: o-Terphenyl	*2.60*		mg/Kg wet	3.33		77.9	50-150			
LCS (B178803-BS1)				Prepared: 06/08/17 Analyzed: 06/12/17						
CT ETPH	22.7	10	mg/Kg wet	33.3		68.1	60-120			
Surrogate: o-Terphenyl	*2.32*		mg/Kg wet	3.33		69.5	50-150			
LCS Dup (B178803-BSD1)				Prepared: 06/08/17 Analyzed: 06/12/17						
CT ETPH	21.4	10	mg/Kg wet	33.3		64.1	60-120	6.00	30	
Surrogate: o-Terphenyl	*2.15*		mg/Kg wet	3.33		64.4	50-150			

con-test® ANALYTICAL LABORATORY
39 Spruce Street * East Longmeadow, MA 01028 * FAX 413/525-6405 * TEL. 413/525-2332

FLAG/QUALIFIER SUMMARY

*	QC result is outside of established limits.
†	Wide recovery limits established for difficult compound.
‡	Wide RPD limits established for difficult compound.
#	Data exceeded client recommended or regulatory level
ND	Not Detected
RL	Reporting Limit
DL	Method Detection Limit
MCL	Maximum Contaminant Level
	Percent recoveries and relative percent differences (RPDs) are determined by the software using values in the calculation which have not been rounded.
	No results have been blank subtracted unless specified in the case narrative section.
H-10	Analysis was requested after the recommended holding time had passed.
S-01	The surrogate recovery for this sample is not available due to sample dilution below the surrogate reporting limit required from high analyte concentration and/or matrix interferences.

39 Spruce Street * East Longmeadow, MA 01028 * FAX 413/525-6405 * TEL. 413/525-2332

CERTIFICATIONS

Certified Analyses included in this Report

Analyte	Certifications
CTDEP ETPH in Soil	
CT ETPH	CT

The CON-TEST Environmental Laboratory operates under the following certifications and accreditations:

Code	Description	Number	Expires
AIHA	AIHA-LAP, LLC - ISO17025:2005	100033	02/1/2018
MA	Massachusetts DEP	M-MA100	06/30/2017
CT	Connecticut Department of Publilc Health	PH-0567	09/30/2017
NY	New York State Department of Health	10899 NELAP	04/1/2018
NH-S	New Hampshire Environmental Lab	2516 NELAP	02/5/2018
RI	Rhode Island Department of Health	LAO00112	12/30/2017
NC	North Carolina Div. of Water Quality	652	12/31/2017
NJ	New Jersey DEP	MA007 NELAP	06/30/2017
FL	Florida Department of Health	E871027 NELAP	06/30/2018
VT	Vermont Department of Health Lead Laboratory	LL015036	07/30/2017
ME	State of Maine	2011028	06/9/2019
VA	Commonwealth of Virginia	460217	12/14/2017
NH-P	New Hampshire Environmental Lab	2557 NELAP	09/6/2017
VT-DW	Vermont Department of Health Drinking Water	VT-255716	06/12/2018

D:\HPCHEM\1\DATA\A061317.SEC\A0613007.D

CT ETPH DISCRIMINATION CHECK

Date Acquired	6/13/17
Data File Name	A0613007.D
Sample Name	ETPH 1500
Instrument Name	5890DFID

Compound	Ret Time	Target Response	Average Response	*%D +/- 20
c - 9	1.19	467768	476070	-2
c - 10	1.54	474805	476070	0
c - 12	2.28	486001	476070	2
c - 14	2.95	489698	476070	3
c - 16	3.54	493964	476070	4
c - 18	4.14	486693	476070	2
o-Terphenyl	4.43	537189	476070	
c - 20	4.75	494605	476070	4
c - 22	5.26	496654	476070	4
c - 24	5.70	460275	476070	-3
c - 26	6.10	484922	476070	2
c - 28	6.45	477066	476070	0
c - 30	6.79	475127	476070	0
c - 32	7.10	459124	476070	-4
c - 34	7.39	452705	476070	-5
c - 36	7.68	441644	476070	-7

* One compound allowed %D </= 50%

Samples

17E1457-15@50X
17E1457-17@50X
17E1457-20@50X
17F0382-01@20X
17F0393-02
17F0402-04
17F0402-05
17F0407-05
17F0407-17
17F0419-02
17F0419-03

D:\HPCHEM\1\DATA\A061317.SEC\A0613065.D

CT ETPH DISCRIMINATION CHECK

Date Acquired	6/14/17
Data File Name	A0613065.D
Sample Name	ETPH 1500
Instrument Name	5890DFID

Compound	Ret Time	Target Response	Average Response	*%D +/- 20
c - 9	1.19	452437	461978	-2
c - 10	1.54	456908	461978	-1
c - 12	2.28	469302	461978	2
c - 14	2.95	474533	461978	3
c - 16	3.54	480360	461978	4
c - 18	4.14	474022	461978	3
o-Terphenyl	4.43	519283	461978	
c - 20	4.75	481323	461978	4
c - 22	5.26	484261	461978	5
c - 24	5.70	449656	461978	-3
c - 26	6.10	471648	461978	2
c - 28	6.45	461777	461978	0
c - 30	6.78	460409	461978	0
c - 32	7.09	444213	461978	-4
c - 34	7.38	438477	461978	-5
c - 36	7.68	430349	461978	-7

* One compound allowed %D </= 50%

Samples

17F0407-07
17F0419-01

17F0382

con-test ANALYTICAL LABORATORY

Rev 0 5 8 2015

Phone: 413-525-
Fax: 413-525-64
Email: info@contestlabs.com

39 Spruce Street
East Longmeadow, MA 01028

Page / of

Company Name:	Weston & Sampson - (for Eversource Energy)
Address:	273 Dividend Road, Rocky Hill, CT 06067
Phone:	(860) 513-1473
Project Name:	Simsbury AWC
Project Location:	Simsbury, CT
Project Number:	Bill W&S directly
Project Manager:	Jeff Willson
Con-Test Bid:	n/a
Invoice Recipient:	Jeff Willson
Sampled By:	Will Sirotnak

7-Day ☐ 10-Day ☐
Other: ☑ 5-7 Bus. Days

Rush-Approval Required
1-Day ☐ 3-Day ☐
2-Day ☐ 4-Day ☐

Data Delivery
Format: PDF ☑ EXCEL ☑
Other:
Enhanced Data Package Required: ☐
Email To: yellenl@wseinc.com
Fax To #: sirotnakw@wseinc.com

ANALYSIS REQUESTED

Con-Test Work Order#	Client Sample ID / Description	Beginning Date/Time	Ending Date/Time	Composite	Grab	[1] Matrix Code	Conc Code	ETPH	# of Containers	[2] Preservation Code	[3] Container Code
1	B301	4/8/17	1120		X	S	U	X			
2	B302		1145					X			
3	B303		1210					X			
4	B304		1225					X			
5	B305		1232					X			
6	B306		1440					X			
7	B307		1455					X			
8	B308		1515					X			
9	B309		1530					X			
10	B310		1545					X			

re-analyze for ETPH

Comments: (1) Please bill Weston & Sampson directly.

Dissolved Metals Samples
○ Field Filtered
○ Lab to Filter

Orthophosphate Samples
○ Field Filtered
○ Lab to Filter

[1] **Matrix Codes:**
GW = Ground Water
WW = Waste Water
DW = Drinking Water
A = Air
S = Soil/Solid
SL = Sludge
O = Other (please define)

[2] **Preservation Codes:**
I = Iced
H = HCL
M = Methanol
N = Nitric Acid
S = Sulfuric Acid
B = Sodium Bisulfate
X = Sodium Hydroxide
T = Sodium Thiosulfate
O = Other (please define)

[3] **Container Codes:**
A = Amber Glass
G = Glass
P = Plastic
ST = Sterile
V = Vial
S = Summa Canister
T = Tedlar Bag
O = Other (please define)

Please use the following codes to indicate possible sample concentration within the **Conc Code** column above:
H - High; M - Medium; L - Low; C - Clean; U - Unknown

Relinquished by: (signature) 4/8/17	Date/Time:
Received by: (signature)	Date/Time: 4:30
Relinquished by: (signature) 4/8/17	Date/Time: 5:45
Received by: (signature) 4/10/17	Date/Time: 9:21 1745
Relinquished by: (signature)	Date/Time:
Received by: (signature)	Date/Time:

Detection Limit Requirements
MA
CT CTDEEP RSRs (includes RES DEC & GA PMC)
Other:

Program Information
○ MCP Analytical Certification Form Required
● RCP Analysis Certification Form Required
○ MA State DW Form Required
PWSID # _____

NELAC and AIHA-LAP, LLC Accredited

TURNAROUND TIME (BUSINESS DAYS) STARTS AT 9:00 AM THE DAY AFTER SAMPLE RECEIPT UNLESS THERE ARE QUESTIONS ON THIS CHAIN. IF THIS FORM IS NOT FILLED OUT COMPLETELY OR IS INCORRECT, TURNAROUND TIME CANNOT START UNTIL ALL QUESTIONS HAVE BEEN ANSWERED.

PLEASE BE CAREFUL NOT TO CONTAMINATE THIS DOCUMENT

Table of Contents

17D0785

con-test ANALYTICAL LABORATORY
Phone: 413-525-2332
Fax: 413-525-6405
Email: info@contestlabs.com
http://www.contestlabs.com

Doc # 381 Rev 0 5 8 2015

CHAIN OF CUSTODY RECORD

39 Spruce Street
East Longmeadow, MA 01028

Page 1 of 1

Company Name:	Weston & Sampson - (for Eversource Energy)
Address:	273 Dividend Road, Rocky Hill, CT 06067
Phone:	(860) 513-1473
Project Name:	Simsbury AWC
Project Location:	Simsbury, CT
Project Number:	Bill W&S directly
Project Manager:	Jeff Willson
Con-Test Bid:	n/a
Invoice Recipient:	Jeff Willson
Sampled By:	Will Sirotnak

Requested Turnaround Time
7-Day ☐ 10-Day ☐
Other: ☑ 5-7 Bus. Days

Rush-Approval Required
1-Day ☐ 3-Day ☐
2-Day ☐ 4-Day ☐

Data Delivery
Format: PDF ☑ EXCEL ☑
Other:
Enhanced Data Package Required: ☐
Email To: yellenl@wseinc.com
Fax To #: sirotnakw@wseinc.com

ANALYSIS REQUESTED

Con-Test Work Order#	Client Sample ID / Description	Beginning Date/Time	Ending Date/Time	Composite	Grab	[1] Matrix Code	Conc Code	ETPH	VOCs	SVOCs	# of Containers	[2] Preservation Code	[3] Container Code
11	B311	4/18/17	1330		X	S	U	X	X	X			
12	B312	↓	1400		X	S	U	X	X	X			
13	Dup-1	↓	—		X	S	U	X					

Dissolved Metals Samples: ○ Field Filtered ○ Lab to Filter

Orthophosphate Samples: ○ Field Filtered ○ Lab to Filter

[1] **Matrix Codes:**
GW = Ground Water
WW = Waste Water
DW = Drinking Water
A = Air
S = Soil/Solid
SL = Sludge
O = Other (please define)

[2] **Preservation Codes:**
I = Iced
H = HCL
M = Methanol
N = Nitric Acid
S = Sulfuric Acid
B = Sodium Bisulfate
X = Sodium Hydroxide
T = Sodium Thiosulfate
O = Other (please define)

[3] **Container Codes:**
A = Amber Glass
G = Glass
P = Plastic
ST = Sterile
V = Vial
S = Summa Canister
T = Tedlar Bag
O = Other (please define)

Comments: (1) Please bill Weston & Sampson directly.

Please use the following codes to indicate possible sample concentration within the **Conc Code** column above:
H - High; M - Medium; L - Low; C - Clean; U - Unknown

Relinquished by: (signature)	Date/Time:
[signature]	4/18/17
Received by: (signature)	Date/Time: 4/18/17 16:30
Relinquished by: (signature)	Date/Time: 4/18/17 5:45
Received by: (signature)	Date/Time: 4/18/17 1745
Relinquished by: (signature)	Date/Time:
Received by: (signature)	Date/Time:

Detection Limit Requirements
MA
CT — CTDEEP RSRs (includes RES DEC & GA PMC)
Other:

Program Information
○ MCP Analytical Certification Form Required
● RCP Analysis Certification Form Required
○ MA State DW Form Required
PWSID # _____

NELAC and AIHA-LAP, LLC Accredited

TURNAROUND TIME (BUSINESS DAYS) STARTS AT 9:00 AM THE DAY AFTER SAMPLE RECEIPT UNLESS THERE ARE QUESTIONS ON THIS CHAIN. IF THIS FORM IS NOT FILLED OUT COMPLETELY OR IS INCORRECT, TURNAROUND TIME CANNOT START UNTIL ALL QUESTIONS HAVE BEEN ANSWERED.

PLEASE BE CAREFUL NOT TO CONTAMINATE THIS DOCUMENT

Table of Contents

39 Spruce St.
East Longmeadow, MA. 01028
P: 413-525-2332
F: 413-525-6405
www.contestlabs.com

con-test® ANALYTICAL LABORATORY

Page 1 of 2

Sample Receipt Checklist

CLIENT NAME: Weston & Sampson **RECEIVED BY:** JM **DATE:** 4/18/17

1) **Was the chain(s) of custody relinquished and signed?** Yes ✓ No ____ No COC Incl.

2) **Does the chain agree with the samples?** Yes ✓ No ____
If not, explain:

3) **Are all the samples in good condition?** Yes ✓ No ____
If not, explain:

4) **How were the samples received:**
On Ice ✓ Direct from Sampling ____ Ambient ____ In Cooler(s) ✓

Were the samples received in Temperature Compliance of (2-6°C)? Yes ✓ No ____ N/A ____

Temperature °C by Temp blank ____ # ____ Temperature °C by Temp gun 4.2 # 7

5) **Are there Dissolved samples for the lab to filter?** Yes ____ No ✓
Who was notified ____ Date ____ Time ____

6) **Are there any RUSH or SHORT HOLDING TIME samples?** Yes ____ No ✓
Who was notified ____ Date ____ Time ____

7) **Location where samples are stored:** Login

Permission to subcontract samples? Yes No
(Walk-in clients only) if not already approved
Client Signature: ____

8) **Do all samples have the proper Acid pH:** Yes ____ No ____ N/A ✓

9) **Do all samples have the proper Base pH:** Yes ____ No ____ N/A ✓

10) **Was the PC notified of any discrepancies with the CoC vs the samples:** Yes ____ N/A ✓

Containers received at Con-Test

	# of containers		# of containers
1 Liter Amber		16 oz amber	
500 mL Amber		8 oz amber/clear jar	9
250 mL Amber (8oz amber)		4 oz amber/clear jar	6
1 Liter Plastic		2 oz amber/clear jar	
500 mL Plastic		Plastic Bag / Ziploc	
250 mL plastic		SOC Kit	
40 mL Vial - type listed below	6	Perchlorate Kit	
Colisure / bacteria bottle		Flashpoint bottle	
Dissolved Oxygen bottle		Other glass jar	
Encore		Other	

40 mL vials: # HCl ____ # Methanol 2
Bisulfate ____ # DI Water 4
Thiosulfate ____ Unpreserved ____

Time and Date Frozen: 4/18/17 1745

Doc# 277
Rev. 4 August 2013

Page 2 of 2

Login Sample Receipt Checklist

(Rejection Criteria Listing - Using Sample Acceptance Policy)

Any False statement will be brought to the attention of Client

Question	Answer (True/False) T/F/NA	Comment
1) The cooler's custody seal, if present, is intact.	N/A	
2) The cooler or samples do not appear to have been compromised or tampered with.	T	
3) Samples were received on ice.	T	
4) Cooler Temperature is acceptable.	T	
5) Cooler Temperature is recorded.	T	
6) COC is filled out in ink and legible.	T	
7) COC is filled out with all pertinent information.	T	
8) Field Sampler's name present on COC.	T	
9) There are no discrepancies between the sample IDs on the container and the COC.	T	
10) Samples are received within Holding Time.	T	
11) Sample containers have legible labels.	T	
12) Containers are not broken or leaking.	T	
13) Air Cassettes are not broken/open.	N/A	
14) Sample collection date/times are provided.	T	
15) Appropriate sample containers are used.	T	
16) Proper collection media used.	T	
17) No headspace sample bottles are completely filled.	N/A	
18) There is sufficient volume for all requsted analyses, including any requested MS/MSDs.	T	
19) Trip blanks provided if applicable.	N/A	
20) VOA sample vials do not have head space or bubble is <6mm (1/4") in diameter.	N/A	
21) Samples do not require splitting or compositing.	T	

Who notified of False statements? **Date/Time:**

Doc #277 Rev. 4 August 2013 **Log-In Technician Initials:** JM **Date/Time:** 4/18/17 1745

con-test® ANALYTICAL LABORATORY
39 Spruce Street * East Longmeadow, MA 01028 * FAX 413/525-6405 * TEL. 413/525-2332

June 15, 2017

Jeff Willson
Weston & Sampson
273 Dividend Road
Rocky Hill, CT 06067

Project Location: Simsbury AWC
Client Job Number:
Project Number: [none]
Laboratory Work Order Number: 17F0385

Enclosed are results of analyses for samples received by the laboratory on June 8, 2017. If you have any questions concerning this report, please feel free to contact me.

Sincerely,



James M. Georgantas
Project Manager

Table of Contents

Sample Summary 3
Case Narrative 4
Sample Results 5
17F0385-01 5
Sample Preparation Information 7
QC Data 8
Petroleum Hydrocarbons Analyses 8
B178803 8
Flag/Qualifier Summary 9
Certifications 10
Chain of Custody/Sample Receipt 11

con-test® ANALYTICAL LABORATORY
39 Spruce Street * East Longmeadow, MA 01028 * FAX 413/525-6405 * TEL. 413/525-2332

Weston & Sampson
273 Dividend Road
Rocky Hill, CT 06067
ATTN: Jeff Willson

REPORT DATE: 6/15/2017

PURCHASE ORDER NUMBER:

PROJECT NUMBER: [none]

ANALYTICAL SUMMARY

WORK ORDER NUMBER: 17F0385

The results of analyses performed on the following samples submitted to the CON-TEST Analytical Laboratory are found in this report.

PROJECT LOCATION: Simsbury AWC

FIELD SAMPLE #	LAB ID:	MATRIX	SAMPLE DESCRIPTION	TEST	SUB LAB
B310-2	17F0385-01	Soil		CTDEP ETPH SM 2540G	

con-test® ANALYTICAL LABORATORY
39 Spruce Street * East Longmeadow, MA 01028 * FAX 413/525-6405 * TEL. 413/525-2332

CASE NARRATIVE SUMMARY

All reported results are within defined laboratory quality control objectives unless listed below or otherwise qualified in this report.

CTDEP ETPH

Qualifications:

H-10

Analysis was requested after the recommended holding time had passed.

Analyte & Samples(s) Qualified:

17F0385-01[B310-2]

The results of analyses reported only relate to samples submitted to the Con-Test Analytical Laboratory for testing.
I certify that the analyses listed above, unless specifically listed as subcontracted, if any, were performed under my direction according to the approved methodologies listed in this document, and that based upon my inquiry of those individuals immediately responsible for obtaining the information, the material contained in this report is, to the best of my knowledge and belief, accurate and complete.

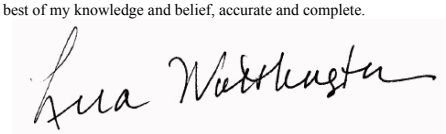

Lisa A. Worthington
Project Manager

con-test® ANALYTICAL LABORATORY
39 Spruce Street * East Longmeadow, MA 01028 * FAX 413/525-6405 * TEL. 413/525-2332

Project Location: Simsbury AWC | Sample Description: | Work Order: 17F0385

Date Received: 6/8/2017

Field Sample #: B310-2 | Sampled: 4/18/2017 15:50

Sample ID: 17F0385-01

Sample Matrix: Soil

Sample Flags: H-10

Petroleum Hydrocarbons Analyses

Analyte	Results	RL	Units	Dilution	Flag/Qual	Method	Date Prepared	Date/Time Analyzed	Analyst
CT ETPH	130	52	mg/Kg dry	5		CTDEP ETPH	6/8/17	6/14/17 20:01	SCS

Surrogates	% Recovery	Recovery Limits	Flag/Qual	
o-Terphenyl	62.5	50-150		6/14/17 20:01

con-test® ANALYTICAL LABORATORY
39 Spruce Street * East Longmeadow, MA 01028 * FAX 413/525-6405 * TEL. 413/525-2332

Project Location: Simsbury AWC | Sample Description: | Work Order: 17F0385

Date Received: 6/8/2017

Field Sample #: B310-2 | Sampled: 4/18/2017 15:50

Sample ID: 17F0385-01

Sample Matrix: Soil

Conventional Chemistry Parameters by EPA/APHA/SW-846 Methods (Total)

Analyte	Results	RL	Units	Dilution	Flag/Qual	Method	Date Prepared	Date/Time Analyzed	Analyst
% Solids	96.4		% Wt	1		SM 2540G	6/12/17	6/13/17 7:32	MRL

con-test® ANALYTICAL LABORATORY
39 Spruce Street * East Longmeadow, MA 01028 * FAX 413/525-6405 * TEL. 413/525-2332

Sample Extraction Data

Prep Method: SW-846 3546-CTDEP ETPH

Lab Number [Field ID]	Batch	Initial [g]	Final [mL]	Date
17F0385-01 [B310-2]	B178803	30.0	1.00	06/08/17

Prep Method: % Solids-SM 2540G

Lab Number [Field ID]	Batch	Date
17F0385-01 [B310-2]	B178956	06/12/17

con-test® ANALYTICAL LABORATORY
39 Spruce Street * East Longmeadow, MA 01028 * FAX 413/525-6405 * TEL. 413/525-2332

QUALITY CONTROL

Petroleum Hydrocarbons Analyses - Quality Control

Analyte	Result	Reporting Limit	Units	Spike Level	Source Result	%REC	%REC Limits	RPD	RPD Limit	Notes
Batch B178803 - SW-846 3546										
Blank (B178803-BLK1)				Prepared: 06/08/17 Analyzed: 06/12/17						
CT ETPH	ND	10	mg/Kg wet							
Surrogate: o-Terphenyl	*2.60*		mg/Kg wet	3.33		77.9	50-150			
LCS (B178803-BS1)				Prepared: 06/08/17 Analyzed: 06/12/17						
CT ETPH	22.7	10	mg/Kg wet	33.3		68.1	60-120			
Surrogate: o-Terphenyl	*2.32*		mg/Kg wet	3.33		69.5	50-150			
LCS Dup (B178803-BSD1)				Prepared: 06/08/17 Analyzed: 06/12/17						
CT ETPH	21.4	10	mg/Kg wet	33.3		64.1	60-120	6.00	30	
Surrogate: o-Terphenyl	*2.15*		mg/Kg wet	3.33		64.4	50-150			

con-test® ANALYTICAL LABORATORY
39 Spruce Street * East Longmeadow, MA 01028 * FAX 413/525-6405 * TEL. 413/525-2332

FLAG/QUALIFIER SUMMARY

*	QC result is outside of established limits.
†	Wide recovery limits established for difficult compound.
‡	Wide RPD limits established for difficult compound.
#	Data exceeded client recommended or regulatory level
ND	Not Detected
RL	Reporting Limit
DL	Method Detection Limit
MCL	Maximum Contaminant Level
	Percent recoveries and relative percent differences (RPDs) are determined by the software using values in the calculation which have not been rounded.
	No results have been blank subtracted unless specified in the case narrative section.
H-10	Analysis was requested after the recommended holding time had passed.

con-test® ANALYTICAL LABORATORY
39 Spruce Street * East Longmeadow, MA 01028 * FAX 413/525-6405 * TEL. 413/525-2332

CERTIFICATIONS

Certified Analyses included in this Report

Analyte	Certifications
CTDEP ETPH in Soil	
CT ETPH	CT

The CON-TEST Environmental Laboratory operates under the following certifications and accreditations:

Code	Description	Number	Expires
AIHA	AIHA-LAP, LLC - ISO17025:2005	100033	02/1/2018
MA	Massachusetts DEP	M-MA100	06/30/2017
CT	Connecticut Department of Publilc Health	PH-0567	09/30/2017
NY	New York State Department of Health	10899 NELAP	04/1/2018
NH-S	New Hampshire Environmental Lab	2516 NELAP	02/5/2018
RI	Rhode Island Department of Health	LAO00112	12/30/2017
NC	North Carolina Div. of Water Quality	652	12/31/2017
NJ	New Jersey DEP	MA007 NELAP	06/30/2017
FL	Florida Department of Health	E871027 NELAP	06/30/2018
VT	Vermont Department of Health Lead Laboratory	LL015036	07/30/2017
ME	State of Maine	2011028	06/9/2019
VA	Commonwealth of Virginia	460217	12/14/2017
NH-P	New Hampshire Environmental Lab	2557 NELAP	09/6/2017
VT-DW	Vermont Department of Health Drinking Water	VT-255716	06/12/2018

17D0772

con-test ANALYTICAL LABORATORY

Phone: 413-525-2332
Fax: 413-525-6405
Email: info@contestlabs.com

http://www.contestlabs.com Doc # 381 Rev 0 5 8 2015

CHAIN OF CUSTODY RECO 17F0385

uce Street
ongmeadow, MA 01028

Page 1 of 1

Company Name:	Weston & Sampson - (for Eversource Energy)
Address:	273 Dividend Road, Rocky Hill, CT 06067
Phone:	(860) 513-1473
Project Name:	Simsbury AWC
Project Location:	Simsbury, CT
Project Number:	Bill W&S directly
Project Manager:	Jeff Willson
Con-Test Bid:	n/a
Invoice Recipient:	Jeff Willson
Sampled By:	Will Sirotnak

Requested Turnaround
7-Day ☐ 10-Day ☐
Other: ☑ 5-7 Bus. Days

Rush-Approval Required
1-Day ☐ 3-Day ☐
2-Day ☐ 4-Day ☐

Data Delivery
Format: PDF ☑ EXCEL ☑
Other:
Enhanced Data Package Required: ☐
Email To: yellenl@wseinc.com
Fax To #: sirotnakw@wseinc.com

ANALYSIS REQUESTED

Con-Test Work Order#	Client Sample ID / Description	Beginning Date/Time	Ending Date/Time	Composite	Grab	[1]Matrix Code	Conc Code	HOLD For Future Analysis	# of Containers	[2] Preservation Code	[3] Container Code
01	B302-2	4/18/17	1150		X	S	U	X			
	B304-2		1230					X			
	B305-2		1235					X			
	B306-2		1445					X			
	B307-2		1500					X			
	B308-2		1520					X			
	B310-2		1550					X			

ETPH

Dissolved Metals Samples
○ Field Filtered
○ Lab to Filter

Orthophosphate Samples
○ Field Filtered
○ Lab to Filter

[1] **Matrix Codes:**
GW = Ground Water
WW = Waste Water
DW = Drinking Water
A = Air
S = Soil/Solid
SL = Sludge
O = Other (please define)

[2] **Preservation Codes:**
I = Iced
H = HCL
M = Methanol
N = Nitric Acid
S = Sulfuric Acid
B = Sodium Bisulfate
X = Sodium Hydroxide
T = Sodium Thiosulfate
O = Other (please define)

[3] **Container Codes:**
A = Amber Glass
G = Glass
P = Plastic
ST = Sterile
V = Vial
S = Summa Canister
T = Tedlar Bag
O = Other (please define)

Comments: (1) Please bill Weston & Sampson directly.

include chromatograms

Please use the following codes to indicate possible sample concentration within the Conc Code column above:
H - High; M - Medium; L - Low; C - Clean; U - Unknown

Relinquished by: (signature) 4/18/17	Date/Time:
Received by: (signature) 4/18/17	Date/Time: 4:30
Relinquished by: (signature) 4/18/17	Date/Time: 5:45
Received by: (signature) 4/18/17	Date/Time: 9:2 1745
Relinquished by: (signature)	Date/Time:
Received by: (signature)	Date/Time:

Detection Limit Requirements
MA
CT CTDEEP RSRs (includes RES DEC & GA PMC)
Other:

Program Information
○ MCP Analytical Certification Form Required
● RCP Analysis Certification Form Required
○ MA State DW Form Required
PWSID # _____

NELAC and AIHA-LAP, LLC Accredited

TURNAROUND TIME (BUSINESS DAYS) STARTS AT 9:00 AM THE DAY AFTER SAMPLE RECEIPT UNLESS THERE ARE QUESTIONS ON THIS CHAIN. IF THIS FORM IS NOT FILLED OUT COMPLETELY OR IS INCORRECT, TURNAROUND TIME CANNOT START UNTIL ALL QUESTIONS HAVE BEEN ANSWERED.

PLEASE BE CAREFUL NOT TO CONTAMINATE THIS DOCUMENT

Table of Contents

39 Spruce St.
East Longmeadow, MA. 01028
P: 413-525-2332
F: 413-525-6405
www.contestlabs.com

con-test® ANALYTICAL LABORATORY

Page 1 of 2

Sample Receipt Checklist

CLIENT NAME: Weston + Sampson RECEIVED BY: JM DATE: 4/18/17

1) **Was the chain(s) of custody relinquished and signed?** Yes ✓ No ____ No COC Incl.

2) **Does the chain agree with the samples?** Yes ✓ No ____
If not, explain:

3) **Are all the samples in good condition?** Yes ✓ No ____
If not, explain:

4) **How were the samples received:**
On Ice ✓ Direct from Sampling ____ Ambient ____ In Cooler(s) ✓

Were the samples received in Temperature Compliance of (2-6°C)? Yes ✓ No ____ N/A ____

Temperature °C by Temp blank ____ # ____ Temperature °C by Temp gun 4.2 # 7

5) **Are there Dissolved samples for the lab to filter?** Yes ____ No ✓
Who was notified ____ Date ____ Time ____

6) **Are there any RUSH or SHORT HOLDING TIME samples?** Yes ____ No ✓
Who was notified ____ Date ____ Time ____

7) **Location where samples are stored:** Login

Permission to subcontract samples? Yes No
(Walk-in clients only) if not already approved
Client Signature: ✓

8) **Do all samples have the proper Acid pH:** Yes ____ No ____ N/A ✓

9) **Do all samples have the proper Base pH:** Yes ____ No ____ N/A ✓

10) **Was the PC notified of any discrepancies with the CoC vs the samples:** Yes ____ N/A ✓

Containers received at Con-Test

	# of containers		# of containers
1 Liter Amber		16 oz amber	
500 mL Amber		8 oz amber/clear jar	4
250 mL Amber (8oz amber)		4 oz amber/clear jar	3
1 Liter Plastic		2 oz amber/clear jar	
500 mL Plastic		Plastic Bag / Ziploc	
250 mL plastic		SOC Kit	
40 mL Vial - type listed below		Perchlorate Kit	
Colisure / bacteria bottle		Flashpoint bottle	
Dissolved Oxygen bottle		Other glass jar	
Encore		Other	

40 mL vials: # HCl ____ # Methanol ____ Time and Date Frozen:
Bisulfate ____ # DI Water ____
Thiosulfate ____ Unpreserved ____

Doc# 277
Rev. 4 August 2013

Page 2 of 2

Login Sample Receipt Checklist

(Rejection Criteria Listing - Using Sample Acceptance Policy)

Any False statement will be brought to the attention of Client

Question	Answer (True/False) T/F/NA	Comment
1) The cooler's custody seal, if present, is intact.	N/A	
2) The cooler or samples do not appear to have been compromised or tampered with.	T	
3) Samples were received on ice.	T	
4) Cooler Temperature is acceptable.	T	
5) Cooler Temperature is recorded.	T	
6) COC is filled out in ink and legible.	T	
7) COC is filled out with all pertinent information.	T	
8) Field Sampler's name present on COC.	T	
9) There are no discrepancies between the sample IDs on the container and the COC.	T	
10) Samples are received within Holding Time.	T	
11) Sample containers have legible labels.	T	
12) Containers are not broken or leaking.	T	
13) Air Cassettes are not broken/open.	N/A	
14) Sample collection date/times are provided.	T	
15) Appropriate sample containers are used.	T	
16) Proper collection media used.	T	
17) No headspace sample bottles are completely filled.	N/A	
18) There is sufficient volume for all requsted analyses, including any requested MS/MSDs.	T	
19) Trip blanks provided if applicable.	N/A	
20) VOA sample vials do not have head space or bubble is <6mm (1/4") in diameter.	N/A	
21) Samples do not require splitting or compositing.	T	

Who notified of False statements? **Date/Time:**

Doc #277 Rev. 4 August 2013 **Log-In Technician Initials:** JM **Date/Time:** 4/18/17 1745

D:\HPCHEM\1\DATA\A061417\A0614050.D

CT ETPH DISCRIMINATION CHECK

Date Acquired	6/14/17
Data File Name	A0614050.D
Sample Name	ETPH 1500
Instrument Name	5890DFID

Compound	Ret Time	Target Response	Average Response	*%D +/- 20
c - 9	1.14	464520	530386	-12
c - 10	1.49	477595	530386	-10
c - 12	2.22	499836	530386	-6
c - 14	2.90	512726	530386	-3
c - 16	3.51	528439	530386	0
c - 18	4.10	526813	530386	-1
o-Terphenyl	4.39	590075	530386	
c - 20	4.72	542070	530386	2
c - 22	5.23	555750	530386	5
c - 24	5.68	527997	530386	0
c - 26	6.07	568590	530386	7
c - 28	6.43	567519	530386	7
c - 30	6.77	572954	530386	8
c - 32	7.08	552840	530386	4
c - 34	7.37	537350	530386	1
c - 36	7.66	520792	530386	-2

* One compound allowed %D </= 50%

Samples

17F0505-04
17F0505-05
17F0505-12
17F0389-01
17F0326-02
17F0362-01
17F0385-01@5X
17F0389-05
17F0389-06
17F0389-04
170F389-02
17F0402-07@10X

6/15/17 8:06 AM

REASONABLE CONFIDENCE PROTOCOL
LABORATORY ANALYSIS QA/QC CERTIFICATION FORM

Laboratory Name: Con-Test Analytical Laboratory

Client: Weston & Sampson

Project Location: Simsbury AWC

Project Number: 17F0385

Laboratory Sample ID(s):

17F0385-01

Sample Date(s):

04/18/2017

List RCP Methods Used:

CTDEP ETPH

1	For each analytical method referenced in this laboratory report package, were all specified QA/QC performance criteria followed, including the requirement to explain any criteria falling outside of acceptable guidelines, as specified in the CTDEP method-specific Reasonable Confidence Protocol documents?	☑ Yes ☐ No
1A	Were the method specified preservation and holding time requirements met?	☐ Yes ☑ No
1B	VPH and EPH Methods only: Was the VPH and EPH method conducted without significant modifications (see Section 11.3 of respective RCP methods)?	☐ Yes ☐ No ☑ N/A
2	Were all samples received by the laboratory in a condition consistent with that described on the associated chain-of-custody document(s)?	☑ Yes ☐ No
3	Were samples received at an appropriate temperature (< 6 degrees C.)?	☑ Yes ☐ No ☐ N/A
4	Were all QA/QC performance criteria specified in the CTDEP Reasonable Confidence Protocol documents achieved?	☑ Yes ☐ No
5A	Were reporting limits specified or referenced on the chain-of-custody?	☑ Yes ☐ No
5B	Were these reporting limits met?	☑ Yes ☐ No
6	For each analytical method referenced in this laboratory report package, were results reported for all constituents identified in the method-specific analyte lists presented in the Reasonable Confidence Protocol documents?	☑ Yes ☐ No
7	Are project-specific matrix spikes and laboratory duplicates included in this data set?	☐ Yes ☑ No

Notes: For all questions to which the response was "No" (with the exception of question #7), additional information must be provided in an attached narrative. If the answer to question #1, #1A, or #1B is "No", the data package does not meet the requirements for "Reasonable Confidence."
This form may not be altered and all questions must be answered.

I, the undersigned, attest under the pains and penalties of perjury that, to the best of my knowledge and belief and based upon my personal inquiry of those responsible for providing the information contained in this analytical report, such information is accurate and complete.

Authorized Signature: Lisa Worthington **Position:** **Project Manager**

Printed Name: **Lisa A. Worthington** **Date:** **06/15/17**

Name of Laboratory: **Con-Test Analytical Laboratory**

This certification form is to be used for RCP methods only.

REASONABLE CONFIDENCE PROTOCOL
LABORATORY ANALYSIS QA/QC CERTIFICATION FORM

Laboratory Name: Con-Test Analytical Laboratory

Client: Weston & Sampson

Project Location: Simsbury AWC

Project Number: 17F0385

Laboratory Sample ID(s):

17F0385-01

Sample Date(s):

04/18/2017

List RCP Methods Used:

CTDEP ETPH

1	For each analytical method referenced in this laboratory report package, were all specified QA/QC performance criteria followed, including the requirement to explain any criteria falling outside of acceptable guidelines, as specified in the CTDEP method-specific Reasonable Confidence Protocol documents?	☑ Yes ☐ No
1A	Were the method specified preservation and holding time requirements met?	☐ Yes ☑ No
1B	VPH and EPH Methods only: Was the VPH and EPH method conducted without significant modifications (see Section 11.3 of respective RCP methods)?	☐ Yes ☐ No ☑ N/A
2	Were all samples received by the laboratory in a condition consistent with that described on the associated chain-of-custody document(s)?	☑ Yes ☐ No
3	Were samples received at an appropriate temperature (< 6 degrees C.)?	☑ Yes ☐ No ☐ N/A
4	Were all QA/QC performance criteria specified in the CTDEP Reasonable Confidence Protocol documents achieved?	☑ Yes ☐ No
5A	Were reporting limits specified or referenced on the chain-of-custody?	☑ Yes ☐ No
5B	Were these reporting limits met?	☑ Yes ☐ No
6	For each analytical method referenced in this laboratory report package, were results reported for all constituents identified in the method-specific analyte lists presented in the Reasonable Confidence Protocol documents?	☑ Yes ☐ No
7	Are project-specific matrix spikes and laboratory duplicates included in this data set?	☐ Yes ☑ No

Notes: For all questions to which the response was "No" (with the exception of question #7), additional information must be provided in an attached narrative. If the answer to question #1, #1A, or #1B is "No", the data package does not meet the requirements for "Reasonable Confidence."
This form may not be altered and all questions must be answered.

I, the undersigned, attest under the pains and penalties of perjury that, to the best of my knowledge and belief and based upon my personal inquiry of those responsible for providing the information contained in this analytical report, such information is accurate and complete.

Authorized Signature: Lisa Worthington **Position:** **Project Manager**

Printed Name: **Lisa A. Worthington** **Date:** **06/15/17**

Name of Laboratory: **Con-Test Analytical Laboratory**

This certification form is to be used for RCP methods only.

con-test® ANALYTICAL LABORATORY
39 Spruce Street * East Longmeadow, MA 01028 * FAX 413/525-6405 * TEL. 413/525-2332

July 12, 2017

Jeff Willson
Weston & Sampson
273 Dividend Road
Rocky Hill, CT 06067

Project Location: Simsbury AWC
Client Job Number:
Project Number: [none]
Laboratory Work Order Number: 17G0098

Enclosed are results of analyses for samples received by the laboratory on July 5, 2017. If you have any questions concerning this report, please feel free to contact me.

Sincerely,



James M. Georgantas
Project Manager

Table of Contents

Sample Summary 3
Case Narrative 4
Sample Results 5
17G0098-01 5
17G0098-02 6
17G0098-03 7
17G0098-04 8
17G0098-05 9
17G0098-06 13
Sample Preparation Information 15
QC Data 16
Volatile Organic Compounds by GC/MS 16
B181183 16
Petroleum Hydrocarbons Analyses 19
B181307 19
Metals Analyses (Total) 20
B181054 20
B181214 20
Flag/Qualifier Summary 21
Certifications 22
Chain of Custody/Sample Receipt 25

con-test® ANALYTICAL LABORATORY
39 Spruce Street * East Longmeadow, MA 01028 * FAX 413/525-6405 * TEL. 413/525-2332

Weston & Sampson
273 Dividend Road
Rocky Hill, CT 06067
ATTN: Jeff Willson

REPORT DATE: 7/12/2017

PURCHASE ORDER NUMBER: 02274021 Rel #6

PROJECT NUMBER: [none]

ANALYTICAL SUMMARY

WORK ORDER NUMBER: 17G0098

The results of analyses performed on the following samples submitted to the CON-TEST Analytical Laboratory are found in this report.

PROJECT LOCATION: Simsbury AWC

FIELD SAMPLE #	LAB ID:	MATRIX	SAMPLE DESCRIPTION	TEST	SUB LAB
MW-2A	17G0098-01	Ground Water		CTDEP ETPH	
MW-CCA-2	17G0098-02	Ground Water		CTDEP ETPH	
MW-16	17G0098-03	Ground Water		CTDEP ETPH	
MW-15	17G0098-04	Ground Water		CTDEP ETPH	
MW-CCA-1	17G0098-05	Ground Water		CTDEP ETPH	
				SW-846 6020A-B	
				SW-846 7470A	
				SW-846 8260C	
Trip Blank	17G0098-06	Trip Blank Water		SW-846 8260C	

con-test® ANALYTICAL LABORATORY
39 Spruce Street * East Longmeadow, MA 01028 * FAX 413/525-6405 * TEL. 413/525-2332

CASE NARRATIVE SUMMARY

All reported results are within defined laboratory quality control objectives unless listed below or otherwise qualified in this report.

SW-846 8260C

Qualifications:

L-03

Laboratory fortified blank/laboratory control sample recovery is outside of control limits. Reported value for this compound is likely to be biased on the low side.

Analyte & Samples(s) Qualified:

Acetone
17G0098-05[MW-CCA-1], 17G0098-06[Trip Blank], B181183-BLK1, B181183-BS1

Carbon Disulfide
17G0098-05[MW-CCA-1], 17G0098-06[Trip Blank], B181183-BLK1, B181183-BS1

Dichlorodifluoromethane (Freon 1
17G0098-05[MW-CCA-1], 17G0098-06[Trip Blank], B181183-BLK1, B181183-BS1

V-05

Continuing calibration did not meet method specifications and was biased on the low side for this compound. Increased uncertainty is associated with the reported value which is likely to be biased on the low side.

Analyte & Samples(s) Qualified:

Acetone
17G0098-05[MW-CCA-1], 17G0098-06[Trip Blank], B181183-BLK1, B181183-BS1

Carbon Disulfide
17G0098-05[MW-CCA-1], 17G0098-06[Trip Blank], B181183-BLK1, B181183-BS1

Dichlorodifluoromethane (Freon 1
17G0098-05[MW-CCA-1], 17G0098-06[Trip Blank], B181183-BLK1, B181183-BS1

SW-846 6010C/D SW-846 6020A/B

For NC, Metals methods SW-846 6010D and SW-846 6020B are followed, and for all other states methods SW-846 6010C and SW-846 6020A are followed.

SW-846 8260C

All water reporting limits specified on the chain-of-custody were met except for Acrylonitrile, where the most protective criteria are not met since the laboratory cannot achieve the required RCP calibration criteria at these levels, unless otherwise listed in this narrative.

The results of analyses reported only relate to samples submitted to the Con-Test Analytical Laboratory for testing.
I certify that the analyses listed above, unless specifically listed as subcontracted, if any, were performed under my direction according to the approved methodologies listed in this document, and that based upon my inquiry of those individuals immediately responsible for obtaining the information, the material contained in this report is, to the best of my knowledge and belief, accurate and complete.

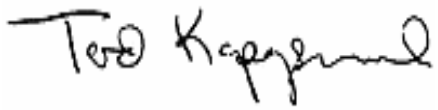

Tod E. Kopyscinski
Laboratory Director

con-test® ANALYTICAL LABORATORY
39 Spruce Street * East Longmeadow, MA 01028 * FAX 413/525-6405 * TEL. 413/525-2332

Project Location: Simsbury AWC | Sample Description: | Work Order: 17G0098

Date Received: 7/5/2017

Field Sample #: MW-2A | Sampled: 7/5/2017 10:10

Sample ID: 17G0098-01

Sample Matrix: Ground Water

Petroleum Hydrocarbons Analyses

Analyte	Results	RL	Units	Dilution	Flag/Qual	Method	Date Prepared	Date/Time Analyzed	Analyst
CT ETPH	ND	0.075	mg/L	1		CTDEP ETPH	7/11/17	7/12/17 14:57	PJG

Surrogates	% Recovery	Recovery Limits	Flag/Qual					
o-Terphenyl	81.3	50-150					7/12/17 14:57	

con-test® ANALYTICAL LABORATORY
39 Spruce Street * East Longmeadow, MA 01028 * FAX 413/525-6405 * TEL. 413/525-2332

Project Location: Simsbury AWC | Sample Description: | Work Order: 17G0098

Date Received: 7/5/2017

Field Sample #: MW-CCA-2 | Sampled: 7/5/2017 10:45

Sample ID: 17G0098-02

Sample Matrix: Ground Water

Petroleum Hydrocarbons Analyses

Analyte	Results	RL	Units	Dilution	Flag/Qual	Method	Date Prepared	Date/Time Analyzed	Analyst
CT ETPH	ND	0.075	mg/L	1		CTDEP ETPH	7/11/17	7/12/17 15:16	PJG

Surrogates	% Recovery	Recovery Limits	Flag/Qual				
o-Terphenyl	80.4	50-150				7/12/17 15:16	

con-test® ANALYTICAL LABORATORY
39 Spruce Street * East Longmeadow, MA 01028 * FAX 413/525-6405 * TEL. 413/525-2332

Project Location: Simsbury AWC | Sample Description: | Work Order: 17G0098

Date Received: 7/5/2017

Field Sample #: MW-16 | Sampled: 7/5/2017 11:30

Sample ID: 17G0098-03

Sample Matrix: Ground Water

Petroleum Hydrocarbons Analyses

Analyte	Results	RL	Units	Dilution	Flag/Qual	Method	Date Prepared	Date/Time Analyzed	Analyst
CT ETPH	ND	0.075	mg/L	1		CTDEP ETPH	7/11/17	7/12/17 15:35	PJG

Surrogates	% Recovery	Recovery Limits	Flag/Qual					
o-Terphenyl	83.3	50-150					7/12/17 15:35	

con-test® ANALYTICAL LABORATORY
39 Spruce Street * East Longmeadow, MA 01028 * FAX 413/525-6405 * TEL. 413/525-2332

Project Location: Simsbury AWC | Sample Description: | Work Order: 17G0098

Date Received: 7/5/2017

Field Sample #: MW-15 | Sampled: 7/5/2017 12:00

Sample ID: 17G0098-04

Sample Matrix: Ground Water

Petroleum Hydrocarbons Analyses

Analyte	Results	RL	Units	Dilution	Flag/Qual	Method	Date Prepared	Date/Time Analyzed	Analyst
CT ETPH	ND	0.075	mg/L	1		CTDEP ETPH	7/11/17	7/12/17 15:54	PJG

Surrogates	% Recovery	Recovery Limits	Flag/Qual					
o-Terphenyl	81.5	50-150					7/12/17 15:54	

con-test® ANALYTICAL LABORATORY
39 Spruce Street * East Longmeadow, MA 01028 * FAX 413/525-6405 * TEL. 413/525-2332

Project Location: Simsbury AWC | Sample Description: | Work Order: 17G0098
Date Received: 7/5/2017
Field Sample #: MW-CCA-1 | Sampled: 7/5/2017 13:15
Sample ID: 17G0098-05
Sample Matrix: Ground Water

Volatile Organic Compounds by GC/MS

Analyte	Results	RL	Units	Dilution	Flag/Qual	Method	Date Prepared	Date/Time Analyzed	Analyst
Acetone	ND	10	µg/L	1	L-03, V-05	SW-846 8260C	7/10/17	7/10/17 14:11	CMR
Acrylonitrile	ND	2.0	µg/L	1		SW-846 8260C	7/10/17	7/10/17 14:11	CMR
Benzene	ND	0.50	µg/L	1		SW-846 8260C	7/10/17	7/10/17 14:11	CMR
Bromobenzene	ND	0.50	µg/L	1		SW-846 8260C	7/10/17	7/10/17 14:11	CMR
Bromodichloromethane	ND	0.50	µg/L	1		SW-846 8260C	7/10/17	7/10/17 14:11	CMR
Bromoform	ND	0.50	µg/L	1		SW-846 8260C	7/10/17	7/10/17 14:11	CMR
Bromomethane	ND	2.0	µg/L	1		SW-846 8260C	7/10/17	7/10/17 14:11	CMR
2-Butanone (MEK)	ND	5.0	µg/L	1		SW-846 8260C	7/10/17	7/10/17 14:11	CMR
n-Butylbenzene	ND	1.0	µg/L	1		SW-846 8260C	7/10/17	7/10/17 14:11	CMR
sec-Butylbenzene	ND	1.0	µg/L	1		SW-846 8260C	7/10/17	7/10/17 14:11	CMR
tert-Butylbenzene	ND	1.0	µg/L	1		SW-846 8260C	7/10/17	7/10/17 14:11	CMR
Carbon Disulfide	ND	5.0	µg/L	1	L-03, V-05	SW-846 8260C	7/10/17	7/10/17 14:11	CMR
Carbon Tetrachloride	ND	0.50	µg/L	1		SW-846 8260C	7/10/17	7/10/17 14:11	CMR
Chlorobenzene	ND	0.50	µg/L	1		SW-846 8260C	7/10/17	7/10/17 14:11	CMR
Chlorodibromomethane	ND	0.50	µg/L	1		SW-846 8260C	7/10/17	7/10/17 14:11	CMR
Chloroethane	ND	0.50	µg/L	1		SW-846 8260C	7/10/17	7/10/17 14:11	CMR
Chloroform	ND	0.50	µg/L	1		SW-846 8260C	7/10/17	7/10/17 14:11	CMR
Chloromethane	ND	0.60	µg/L	1		SW-846 8260C	7/10/17	7/10/17 14:11	CMR
2-Chlorotoluene	ND	0.50	µg/L	1		SW-846 8260C	7/10/17	7/10/17 14:11	CMR
4-Chlorotoluene	ND	0.50	µg/L	1		SW-846 8260C	7/10/17	7/10/17 14:11	CMR
1,2-Dibromo-3-chloropropane (DBCP)	ND	2.0	µg/L	1		SW-846 8260C	7/10/17	7/10/17 14:11	CMR
1,2-Dibromoethane (EDB)	ND	0.50	µg/L	1		SW-846 8260C	7/10/17	7/10/17 14:11	CMR
Dibromomethane	ND	0.50	µg/L	1		SW-846 8260C	7/10/17	7/10/17 14:11	CMR
1,2-Dichlorobenzene	ND	0.50	µg/L	1		SW-846 8260C	7/10/17	7/10/17 14:11	CMR
1,3-Dichlorobenzene	ND	0.50	µg/L	1		SW-846 8260C	7/10/17	7/10/17 14:11	CMR
1,4-Dichlorobenzene	ND	0.50	µg/L	1		SW-846 8260C	7/10/17	7/10/17 14:11	CMR
trans-1,4-Dichloro-2-butene	ND	2.0	µg/L	1		SW-846 8260C	7/10/17	7/10/17 14:11	CMR
Dichlorodifluoromethane (Freon 12)	ND	0.50	µg/L	1	L-03, V-05	SW-846 8260C	7/10/17	7/10/17 14:11	CMR
1,1-Dichloroethane	ND	0.50	µg/L	1		SW-846 8260C	7/10/17	7/10/17 14:11	CMR
1,2-Dichloroethane	ND	0.50	µg/L	1		SW-846 8260C	7/10/17	7/10/17 14:11	CMR
1,1-Dichloroethylene	ND	0.50	µg/L	1		SW-846 8260C	7/10/17	7/10/17 14:11	CMR
cis-1,2-Dichloroethylene	ND	0.50	µg/L	1		SW-846 8260C	7/10/17	7/10/17 14:11	CMR
trans-1,2-Dichloroethylene	ND	1.0	µg/L	1		SW-846 8260C	7/10/17	7/10/17 14:11	CMR
1,2-Dichloropropane	ND	0.50	µg/L	1		SW-846 8260C	7/10/17	7/10/17 14:11	CMR
1,3-Dichloropropane	ND	0.50	µg/L	1		SW-846 8260C	7/10/17	7/10/17 14:11	CMR
2,2-Dichloropropane	ND	0.50	µg/L	1		SW-846 8260C	7/10/17	7/10/17 14:11	CMR
1,1-Dichloropropene	ND	0.50	µg/L	1		SW-846 8260C	7/10/17	7/10/17 14:11	CMR
cis-1,3-Dichloropropene	ND	0.50	µg/L	1		SW-846 8260C	7/10/17	7/10/17 14:11	CMR
trans-1,3-Dichloropropene	ND	0.50	µg/L	1		SW-846 8260C	7/10/17	7/10/17 14:11	CMR
Ethylbenzene	ND	0.50	µg/L	1		SW-846 8260C	7/10/17	7/10/17 14:11	CMR
Hexachlorobutadiene	ND	0.60	µg/L	1		SW-846 8260C	7/10/17	7/10/17 14:11	CMR
2-Hexanone (MBK)	ND	5.0	µg/L	1		SW-846 8260C	7/10/17	7/10/17 14:11	CMR
Isopropylbenzene (Cumene)	ND	0.50	µg/L	1		SW-846 8260C	7/10/17	7/10/17 14:11	CMR
p-Isopropyltoluene (p-Cymene)	ND	0.50	µg/L	1		SW-846 8260C	7/10/17	7/10/17 14:11	CMR

con-test® ANALYTICAL LABORATORY
39 Spruce Street * East Longmeadow, MA 01028 * FAX 413/525-6405 * TEL. 413/525-2332

Project Location: Simsbury AWC | Sample Description: | Work Order: 17G0098

Date Received: 7/5/2017

Field Sample #: MW-CCA-1 | Sampled: 7/5/2017 13:15

Sample ID: 17G0098-05

Sample Matrix: Ground Water

Volatile Organic Compounds by GC/MS

Analyte	Results	RL	Units	Dilution	Flag/Qual	Method	Date Prepared	Date/Time Analyzed	Analyst
Methyl tert-Butyl Ether (MTBE)	ND	0.50	µg/L	1		SW-846 8260C	7/10/17	7/10/17 14:11	CMR
Methylene Chloride	ND	5.0	µg/L	1		SW-846 8260C	7/10/17	7/10/17 14:11	CMR
4-Methyl-2-pentanone (MIBK)	ND	5.0	µg/L	1		SW-846 8260C	7/10/17	7/10/17 14:11	CMR
Naphthalene	ND	2.0	µg/L	1		SW-846 8260C	7/10/17	7/10/17 14:11	CMR
n-Propylbenzene	ND	1.0	µg/L	1		SW-846 8260C	7/10/17	7/10/17 14:11	CMR
Styrene	ND	1.0	µg/L	1		SW-846 8260C	7/10/17	7/10/17 14:11	CMR
1,1,1,2-Tetrachloroethane	ND	0.50	µg/L	1		SW-846 8260C	7/10/17	7/10/17 14:11	CMR
1,1,2,2-Tetrachloroethane	ND	0.50	µg/L	1		SW-846 8260C	7/10/17	7/10/17 14:11	CMR
Tetrachloroethylene	ND	1.0	µg/L	1		SW-846 8260C	7/10/17	7/10/17 14:11	CMR
Tetrahydrofuran	ND	10	µg/L	1		SW-846 8260C	7/10/17	7/10/17 14:11	CMR
Toluene	ND	1.0	µg/L	1		SW-846 8260C	7/10/17	7/10/17 14:11	CMR
1,2,3-Trichlorobenzene	ND	2.0	µg/L	1		SW-846 8260C	7/10/17	7/10/17 14:11	CMR
1,2,4-Trichlorobenzene	ND	2.0	µg/L	1		SW-846 8260C	7/10/17	7/10/17 14:11	CMR
1,1,1-Trichloroethane	ND	0.50	µg/L	1		SW-846 8260C	7/10/17	7/10/17 14:11	CMR
1,1,2-Trichloroethane	ND	0.50	µg/L	1		SW-846 8260C	7/10/17	7/10/17 14:11	CMR
Trichloroethylene	ND	1.0	µg/L	1		SW-846 8260C	7/10/17	7/10/17 14:11	CMR
Trichlorofluoromethane (Freon 11)	ND	2.0	µg/L	1		SW-846 8260C	7/10/17	7/10/17 14:11	CMR
1,2,3-Trichloropropane	ND	1.0	µg/L	1		SW-846 8260C	7/10/17	7/10/17 14:11	CMR
1,1,2-Trichloro-1,2,2-trifluoroethane (Freon 113)	ND	0.50	µg/L	1		SW-846 8260C	7/10/17	7/10/17 14:11	CMR
1,2,4-Trimethylbenzene	ND	0.50	µg/L	1		SW-846 8260C	7/10/17	7/10/17 14:11	CMR
1,3,5-Trimethylbenzene	ND	0.50	µg/L	1		SW-846 8260C	7/10/17	7/10/17 14:11	CMR
Vinyl Chloride	ND	1.0	µg/L	1		SW-846 8260C	7/10/17	7/10/17 14:11	CMR
m+p Xylene	ND	2.0	µg/L	1		SW-846 8260C	7/10/17	7/10/17 14:11	CMR
o-Xylene	ND	1.0	µg/L	1		SW-846 8260C	7/10/17	7/10/17 14:11	CMR

Surrogates	% Recovery	Recovery Limits	Flag/Qual	
1,2-Dichloroethane-d4	91.8	70-130		7/10/17 14:11
Toluene-d8	102	70-130		7/10/17 14:11
4-Bromofluorobenzene	99.8	70-130		7/10/17 14:11

con-test® ANALYTICAL LABORATORY
39 Spruce Street * East Longmeadow, MA 01028 * FAX 413/525-6405 * TEL. 413/525-2332

Project Location: Simsbury AWC | Sample Description: | Work Order: 17G0098

Date Received: 7/5/2017

Field Sample #: MW-CCA-1 | Sampled: 7/5/2017 13:15

Sample ID: 17G0098-05

Sample Matrix: Ground Water

Petroleum Hydrocarbons Analyses

Analyte	Results	RL	Units	Dilution	Flag/Qual	Method	Date Prepared	Date/Time Analyzed	Analyst
CT ETPH	ND	0.075	mg/L	1		CTDEP ETPH	7/11/17	7/12/17 16:12	PJG

Surrogates	% Recovery	Recovery Limits	Flag/Qual				
o-Terphenyl	82.3	50-150				7/12/17 16:12	

con-test® ANALYTICAL LABORATORY
39 Spruce Street * East Longmeadow, MA 01028 * FAX 413/525-6405 * TEL. 413/525-2332

Project Location: Simsbury AWC | Sample Description: | Work Order: 17G0098

Date Received: 7/5/2017

Field Sample #: MW-CCA-1 | Sampled: 7/5/2017 13:15

Sample ID: 17G0098-05

Sample Matrix: Ground Water

Metals Analyses (Total)

Analyte	Results	RL	Units	Dilution	Flag/Qual	Method	Date Prepared	Date/Time Analyzed	Analyst
Arsenic	ND	2.0	µg/L	5		SW-846 6020A-B	7/10/17	7/12/17 8:26	WSD
Barium	74	50	µg/L	5		SW-846 6020A-B	7/10/17	7/12/17 8:26	WSD
Cadmium	ND	2.5	µg/L	5		SW-846 6020A-B	7/10/17	7/12/17 8:26	WSD
Chromium	ND	5.0	µg/L	5		SW-846 6020A-B	7/10/17	7/12/17 8:26	WSD
Lead	ND	5.0	µg/L	5		SW-846 6020A-B	7/10/17	7/12/17 8:26	WSD
Mercury	ND	0.00010	mg/L	1		SW-846 7470A	7/7/17	7/10/17 13:58	TJK
Selenium	ND	25	µg/L	5		SW-846 6020A-B	7/10/17	7/12/17 8:26	WSD
Silver	ND	2.5	µg/L	5		SW-846 6020A-B	7/10/17	7/12/17 8:26	WSD

con-test® ANALYTICAL LABORATORY
39 Spruce Street * East Longmeadow, MA 01028 * FAX 413/525-6405 * TEL. 413/525-2332

Project Location: Simsbury AWC | Sample Description: | Work Order: 17G0098

Date Received: 7/5/2017

Field Sample #: Trip Blank | Sampled: 7/5/2017 00:00

Sample ID: 17G0098-06

Sample Matrix: Trip Blank Water

Volatile Organic Compounds by GC/MS

Analyte	Results	RL	Units	Dilution	Flag/Qual	Method	Date Prepared	Date/Time Analyzed	Analyst
Acetone	ND	10	µg/L	1	L-03, V-05	SW-846 8260C	7/10/17	7/10/17 13:09	CMR
Acrylonitrile	ND	2.0	µg/L	1		SW-846 8260C	7/10/17	7/10/17 13:09	CMR
Benzene	ND	0.50	µg/L	1		SW-846 8260C	7/10/17	7/10/17 13:09	CMR
Bromobenzene	ND	0.50	µg/L	1		SW-846 8260C	7/10/17	7/10/17 13:09	CMR
Bromodichloromethane	ND	0.50	µg/L	1		SW-846 8260C	7/10/17	7/10/17 13:09	CMR
Bromoform	ND	0.50	µg/L	1		SW-846 8260C	7/10/17	7/10/17 13:09	CMR
Bromomethane	ND	2.0	µg/L	1		SW-846 8260C	7/10/17	7/10/17 13:09	CMR
2-Butanone (MEK)	ND	5.0	µg/L	1		SW-846 8260C	7/10/17	7/10/17 13:09	CMR
n-Butylbenzene	ND	1.0	µg/L	1		SW-846 8260C	7/10/17	7/10/17 13:09	CMR
sec-Butylbenzene	ND	1.0	µg/L	1		SW-846 8260C	7/10/17	7/10/17 13:09	CMR
tert-Butylbenzene	ND	1.0	µg/L	1		SW-846 8260C	7/10/17	7/10/17 13:09	CMR
Carbon Disulfide	ND	5.0	µg/L	1	L-03, V-05	SW-846 8260C	7/10/17	7/10/17 13:09	CMR
Carbon Tetrachloride	ND	0.50	µg/L	1		SW-846 8260C	7/10/17	7/10/17 13:09	CMR
Chlorobenzene	ND	0.50	µg/L	1		SW-846 8260C	7/10/17	7/10/17 13:09	CMR
Chlorodibromomethane	ND	0.50	µg/L	1		SW-846 8260C	7/10/17	7/10/17 13:09	CMR
Chloroethane	ND	0.50	µg/L	1		SW-846 8260C	7/10/17	7/10/17 13:09	CMR
Chloroform	ND	0.50	µg/L	1		SW-846 8260C	7/10/17	7/10/17 13:09	CMR
Chloromethane	ND	0.60	µg/L	1		SW-846 8260C	7/10/17	7/10/17 13:09	CMR
2-Chlorotoluene	ND	0.50	µg/L	1		SW-846 8260C	7/10/17	7/10/17 13:09	CMR
4-Chlorotoluene	ND	0.50	µg/L	1		SW-846 8260C	7/10/17	7/10/17 13:09	CMR
1,2-Dibromo-3-chloropropane (DBCP)	ND	2.0	µg/L	1		SW-846 8260C	7/10/17	7/10/17 13:09	CMR
1,2-Dibromoethane (EDB)	ND	0.50	µg/L	1		SW-846 8260C	7/10/17	7/10/17 13:09	CMR
Dibromomethane	ND	0.50	µg/L	1		SW-846 8260C	7/10/17	7/10/17 13:09	CMR
1,2-Dichlorobenzene	ND	0.50	µg/L	1		SW-846 8260C	7/10/17	7/10/17 13:09	CMR
1,3-Dichlorobenzene	ND	0.50	µg/L	1		SW-846 8260C	7/10/17	7/10/17 13:09	CMR
1,4-Dichlorobenzene	ND	0.50	µg/L	1		SW-846 8260C	7/10/17	7/10/17 13:09	CMR
trans-1,4-Dichloro-2-butene	ND	2.0	µg/L	1		SW-846 8260C	7/10/17	7/10/17 13:09	CMR
Dichlorodifluoromethane (Freon 12)	ND	0.50	µg/L	1	L-03, V-05	SW-846 8260C	7/10/17	7/10/17 13:09	CMR
1,1-Dichloroethane	ND	0.50	µg/L	1		SW-846 8260C	7/10/17	7/10/17 13:09	CMR
1,2-Dichloroethane	ND	0.50	µg/L	1		SW-846 8260C	7/10/17	7/10/17 13:09	CMR
1,1-Dichloroethylene	ND	0.50	µg/L	1		SW-846 8260C	7/10/17	7/10/17 13:09	CMR
cis-1,2-Dichloroethylene	ND	0.50	µg/L	1		SW-846 8260C	7/10/17	7/10/17 13:09	CMR
trans-1,2-Dichloroethylene	ND	1.0	µg/L	1		SW-846 8260C	7/10/17	7/10/17 13:09	CMR
1,2-Dichloropropane	ND	0.50	µg/L	1		SW-846 8260C	7/10/17	7/10/17 13:09	CMR
1,3-Dichloropropane	ND	0.50	µg/L	1		SW-846 8260C	7/10/17	7/10/17 13:09	CMR
2,2-Dichloropropane	ND	0.50	µg/L	1		SW-846 8260C	7/10/17	7/10/17 13:09	CMR
1,1-Dichloropropene	ND	0.50	µg/L	1		SW-846 8260C	7/10/17	7/10/17 13:09	CMR
cis-1,3-Dichloropropene	ND	0.50	µg/L	1		SW-846 8260C	7/10/17	7/10/17 13:09	CMR
trans-1,3-Dichloropropene	ND	0.50	µg/L	1		SW-846 8260C	7/10/17	7/10/17 13:09	CMR
Ethylbenzene	ND	0.50	µg/L	1		SW-846 8260C	7/10/17	7/10/17 13:09	CMR
Hexachlorobutadiene	ND	0.60	µg/L	1		SW-846 8260C	7/10/17	7/10/17 13:09	CMR
2-Hexanone (MBK)	ND	5.0	µg/L	1		SW-846 8260C	7/10/17	7/10/17 13:09	CMR
Isopropylbenzene (Cumene)	ND	0.50	µg/L	1		SW-846 8260C	7/10/17	7/10/17 13:09	CMR
p-Isopropyltoluene (p-Cymene)	ND	0.50	µg/L	1		SW-846 8260C	7/10/17	7/10/17 13:09	CMR

con-test® ANALYTICAL LABORATORY
39 Spruce Street * East Longmeadow, MA 01028 * FAX 413/525-6405 * TEL. 413/525-2332

Project Location: Simsbury AWC | Sample Description: | Work Order: 17G0098

Date Received: 7/5/2017

Field Sample #: Trip Blank | Sampled: 7/5/2017 00:00

Sample ID: 17G0098-06

Sample Matrix: Trip Blank Water

Volatile Organic Compounds by GC/MS

Analyte	Results	RL	Units	Dilution	Flag/Qual	Method	Date Prepared	Date/Time Analyzed	Analyst
Methyl tert-Butyl Ether (MTBE)	ND	0.50	µg/L	1		SW-846 8260C	7/10/17	7/10/17 13:09	CMR
Methylene Chloride	ND	5.0	µg/L	1		SW-846 8260C	7/10/17	7/10/17 13:09	CMR
4-Methyl-2-pentanone (MIBK)	ND	5.0	µg/L	1		SW-846 8260C	7/10/17	7/10/17 13:09	CMR
Naphthalene	ND	2.0	µg/L	1		SW-846 8260C	7/10/17	7/10/17 13:09	CMR
n-Propylbenzene	ND	1.0	µg/L	1		SW-846 8260C	7/10/17	7/10/17 13:09	CMR
Styrene	ND	1.0	µg/L	1		SW-846 8260C	7/10/17	7/10/17 13:09	CMR
1,1,1,2-Tetrachloroethane	ND	0.50	µg/L	1		SW-846 8260C	7/10/17	7/10/17 13:09	CMR
1,1,2,2-Tetrachloroethane	ND	0.50	µg/L	1		SW-846 8260C	7/10/17	7/10/17 13:09	CMR
Tetrachloroethylene	ND	1.0	µg/L	1		SW-846 8260C	7/10/17	7/10/17 13:09	CMR
Tetrahydrofuran	ND	10	µg/L	1		SW-846 8260C	7/10/17	7/10/17 13:09	CMR
Toluene	ND	1.0	µg/L	1		SW-846 8260C	7/10/17	7/10/17 13:09	CMR
1,2,3-Trichlorobenzene	ND	2.0	µg/L	1		SW-846 8260C	7/10/17	7/10/17 13:09	CMR
1,2,4-Trichlorobenzene	ND	2.0	µg/L	1		SW-846 8260C	7/10/17	7/10/17 13:09	CMR
1,1,1-Trichloroethane	ND	0.50	µg/L	1		SW-846 8260C	7/10/17	7/10/17 13:09	CMR
1,1,2-Trichloroethane	ND	0.50	µg/L	1		SW-846 8260C	7/10/17	7/10/17 13:09	CMR
Trichloroethylene	ND	1.0	µg/L	1		SW-846 8260C	7/10/17	7/10/17 13:09	CMR
Trichlorofluoromethane (Freon 11)	ND	2.0	µg/L	1		SW-846 8260C	7/10/17	7/10/17 13:09	CMR
1,2,3-Trichloropropane	ND	1.0	µg/L	1		SW-846 8260C	7/10/17	7/10/17 13:09	CMR
1,1,2-Trichloro-1,2,2-trifluoroethane (Freon 113)	ND	0.50	µg/L	1		SW-846 8260C	7/10/17	7/10/17 13:09	CMR
1,2,4-Trimethylbenzene	ND	0.50	µg/L	1		SW-846 8260C	7/10/17	7/10/17 13:09	CMR
1,3,5-Trimethylbenzene	ND	0.50	µg/L	1		SW-846 8260C	7/10/17	7/10/17 13:09	CMR
Vinyl Chloride	ND	1.0	µg/L	1		SW-846 8260C	7/10/17	7/10/17 13:09	CMR
m+p Xylene	ND	2.0	µg/L	1		SW-846 8260C	7/10/17	7/10/17 13:09	CMR
o-Xylene	ND	1.0	µg/L	1		SW-846 8260C	7/10/17	7/10/17 13:09	CMR

Surrogates	% Recovery	Recovery Limits	Flag/Qual	
1,2-Dichloroethane-d4	91.8	70-130		7/10/17 13:09
Toluene-d8	104	70-130		7/10/17 13:09
4-Bromofluorobenzene	98.6	70-130		7/10/17 13:09

con-test® ANALYTICAL LABORATORY
39 Spruce Street * East Longmeadow, MA 01028 * FAX 413/525-6405 * TEL. 413/525-2332

Sample Extraction Data

Prep Method: SW-846 3510C-CTDEP ETPH

Lab Number [Field ID]	Batch	Initial [mL]	Final [mL]	Date
17G0098-01 [MW-2A]	B181307	1000	1.00	07/11/17
17G0098-02 [MW-CCA-2]	B181307	1000	1.00	07/11/17
17G0098-03 [MW-16]	B181307	1000	1.00	07/11/17
17G0098-04 [MW-15]	B181307	1000	1.00	07/11/17
17G0098-05 [MW-CCA-1]	B181307	1000	1.00	07/11/17

Prep Method: SW-846 3005A-SW-846 6020A-B

Lab Number [Field ID]	Batch	Initial [mL]	Final [mL]	Date
17G0098-05 [MW-CCA-1]	B181214	50.0	50.0	07/10/17

Prep Method: SW-846 7470A Prep-SW-846 7470A

Lab Number [Field ID]	Batch	Initial [mL]	Final [mL]	Date
17G0098-05 [MW-CCA-1]	B181054	6.00	6.00	07/07/17

Prep Method: SW-846 5030B-SW-846 8260C

Lab Number [Field ID]	Batch	Initial [mL]	Final [mL]	Date
17G0098-05 [MW-CCA-1]	B181183	5	5.00	07/10/17
17G0098-06 [Trip Blank]	B181183	5	5.00	07/10/17

con-test® ANALYTICAL LABORATORY
39 Spruce Street * East Longmeadow, MA 01028 * FAX 413/525-6405 * TEL. 413/525-2332

QUALITY CONTROL

Volatile Organic Compounds by GC/MS - Quality Control

Analyte	Result	Reporting Limit	Units	Spike Level	Source Result	%REC	%REC Limits	RPD	RPD Limit	Notes
Batch B181183 - SW-846 5030B										
Blank (B181183-BLK1)				Prepared & Analyzed: 07/10/17						
Acetone	ND	10	µg/L							L-03, V-05
Acrylonitrile	ND	2.0	µg/L							
Benzene	ND	0.50	µg/L							
Bromobenzene	ND	0.50	µg/L							
Bromodichloromethane	ND	0.50	µg/L							
Bromoform	ND	0.50	µg/L							
Bromomethane	ND	1.0	µg/L							
2-Butanone (MEK)	ND	5.0	µg/L							
n-Butylbenzene	ND	1.0	µg/L							
sec-Butylbenzene	ND	1.0	µg/L							
tert-Butylbenzene	ND	1.0	µg/L							
Carbon Disulfide	ND	5.0	µg/L							L-03, V-05
Carbon Tetrachloride	ND	0.50	µg/L							
Chlorobenzene	ND	0.50	µg/L							
Chlorodibromomethane	ND	0.50	µg/L							
Chloroethane	ND	0.50	µg/L							
Chloroform	ND	0.50	µg/L							
Chloromethane	ND	0.60	µg/L							
2-Chlorotoluene	ND	0.50	µg/L							
4-Chlorotoluene	ND	0.50	µg/L							
1,2-Dibromo-3-chloropropane (DBCP)	ND	0.50	µg/L							
1,2-Dibromoethane (EDB)	ND	0.50	µg/L							
Dibromomethane	ND	0.50	µg/L							
1,2-Dichlorobenzene	ND	0.50	µg/L							
1,3-Dichlorobenzene	ND	0.50	µg/L							
1,4-Dichlorobenzene	ND	0.50	µg/L							
trans-1,4-Dichloro-2-butene	ND	2.0	µg/L							
Dichlorodifluoromethane (Freon 12)	ND	0.50	µg/L							L-03, V-05
1,1-Dichloroethane	ND	0.50	µg/L							
1,2-Dichloroethane	ND	0.50	µg/L							
1,1-Dichloroethylene	ND	0.50	µg/L							
cis-1,2-Dichloroethylene	ND	0.50	µg/L							
trans-1,2-Dichloroethylene	ND	1.0	µg/L							
1,2-Dichloropropane	ND	0.50	µg/L							
1,3-Dichloropropane	ND	0.50	µg/L							
2,2-Dichloropropane	ND	0.50	µg/L							
1,1-Dichloropropene	ND	0.50	µg/L							
cis-1,3-Dichloropropene	ND	0.50	µg/L							
trans-1,3-Dichloropropene	ND	0.50	µg/L							
Ethylbenzene	ND	0.50	µg/L							
Hexachlorobutadiene	ND	0.60	µg/L							
2-Hexanone (MBK)	ND	5.0	µg/L							
Isopropylbenzene (Cumene)	ND	0.50	µg/L							
p-Isopropyltoluene (p-Cymene)	ND	0.50	µg/L							
Methyl tert-Butyl Ether (MTBE)	ND	0.50	µg/L							
Methylene Chloride	ND	5.0	µg/L							
4-Methyl-2-pentanone (MIBK)	ND	5.0	µg/L							
Naphthalene	ND	2.0	µg/L							
n-Propylbenzene	ND	1.0	µg/L							
Styrene	ND	1.0	µg/L							
1,1,1,2-Tetrachloroethane	ND	0.50	µg/L							
1,1,2,2-Tetrachloroethane	ND	0.50	µg/L							

con-test® ANALYTICAL LABORATORY
39 Spruce Street * East Longmeadow, MA 01028 * FAX 413/525-6405 * TEL. 413/525-2332

QUALITY CONTROL

Volatile Organic Compounds by GC/MS - Quality Control

Analyte	Result	Reporting Limit	Units	Spike Level	Source Result	%REC		%REC Limits	RPD	RPD Limit	Notes
Batch B181183 - SW-846 5030B											
Blank (B181183-BLK1)				Prepared & Analyzed: 07/10/17							
Tetrachloroethylene	ND	1.0	µg/L								
Tetrahydrofuran	ND	10	µg/L								
Toluene	ND	1.0	µg/L								
1,2,3-Trichlorobenzene	ND	0.50	µg/L								
1,2,4-Trichlorobenzene	ND	0.50	µg/L								
1,1,1-Trichloroethane	ND	0.50	µg/L								
1,1,2-Trichloroethane	ND	0.50	µg/L								
Trichloroethylene	ND	1.0	µg/L								
Trichlorofluoromethane (Freon 11)	ND	2.0	µg/L								
1,2,3-Trichloropropane	ND	0.50	µg/L								
1,1,2-Trichloro-1,2,2-trifluoroethane (Freon 113)	ND	0.50	µg/L								
1,2,4-Trimethylbenzene	ND	0.50	µg/L								
1,3,5-Trimethylbenzene	ND	0.50	µg/L								
Vinyl Chloride	ND	1.0	µg/L								
m+p Xylene	ND	2.0	µg/L								
o-Xylene	ND	1.0	µg/L								
Surrogate: 1,2-Dichloroethane-d4	*22.8*		µg/L	25.0		91.4		70-130			
Surrogate: Toluene-d8	*25.8*		µg/L	25.0		103		70-130			
Surrogate: 4-Bromofluorobenzene	*24.7*		µg/L	25.0		98.7		70-130			
LCS (B181183-BS1)				Prepared & Analyzed: 07/10/17							
Acetone	52.2	10	µg/L	100		**52.2**	*	70-130			L-03, V-05
Acrylonitrile	9.67	2.0	µg/L	10.0		96.7		70-130			
Benzene	10.8	0.50	µg/L	10.0		108		70-130			
Bromobenzene	10.1	0.50	µg/L	10.0		101		70-130			
Bromodichloromethane	10.7	0.50	µg/L	10.0		107		70-130			
Bromoform	11.3	0.50	µg/L	10.0		113		70-130			
Bromomethane	7.43	1.0	µg/L	10.0		74.3		70-130			
2-Butanone (MEK)	77.1	5.0	µg/L	100		77.1		70-130			
n-Butylbenzene	10.4	1.0	µg/L	10.0		104		70-130			
sec-Butylbenzene	10.3	1.0	µg/L	10.0		103		70-130			
tert-Butylbenzene	10.2	1.0	µg/L	10.0		102		70-130			
Carbon Disulfide	15.3	5.0	µg/L	100		**15.3**	*	70-130			L-03, V-05
Carbon Tetrachloride	10.4	0.50	µg/L	10.0		104		70-130			
Chlorobenzene	10.3	0.50	µg/L	10.0		103		70-130			
Chlorodibromomethane	10.9	0.50	µg/L	10.0		109		70-130			
Chloroethane	8.13	0.50	µg/L	10.0		81.3		70-130			
Chloroform	9.85	0.50	µg/L	10.0		98.5		70-130			
Chloromethane	7.29	0.60	µg/L	10.0		72.9		70-130			
2-Chlorotoluene	10.8	0.50	µg/L	10.0		108		70-130			
4-Chlorotoluene	10.3	0.50	µg/L	10.0		103		70-130			
1,2-Dibromo-3-chloropropane (DBCP)	9.98	0.50	µg/L	10.0		99.8		70-130			
1,2-Dibromoethane (EDB)	10.6	0.50	µg/L	10.0		106		70-130			
Dibromomethane	11.3	0.50	µg/L	10.0		113		70-130			
1,2-Dichlorobenzene	10.1	0.50	µg/L	10.0		101		70-130			
1,3-Dichlorobenzene	10.4	0.50	µg/L	10.0		104		70-130			
1,4-Dichlorobenzene	9.88	0.50	µg/L	10.0		98.8		70-130			
trans-1,4-Dichloro-2-butene	8.89	2.0	µg/L	10.0		88.9		70-130			
Dichlorodifluoromethane (Freon 12)	6.02	0.50	µg/L	10.0		**60.2**	*	70-130			L-03, V-05
1,1-Dichloroethane	10.7	0.50	µg/L	10.0		107		70-130			
1,2-Dichloroethane	9.35	0.50	µg/L	10.0		93.5		70-130			
1,1-Dichloroethylene	8.93	0.50	µg/L	10.0		89.3		70-130			

con-test® ANALYTICAL LABORATORY
39 Spruce Street * East Longmeadow, MA 01028 * FAX 413/525-6405 * TEL. 413/525-2332

QUALITY CONTROL

Volatile Organic Compounds by GC/MS - Quality Control

Analyte	Result	Reporting Limit	Units	Spike Level	Source Result	%REC	%REC Limits	RPD	RPD Limit	Notes
Batch B181183 - SW-846 5030B										
LCS (B181183-BS1)				Prepared & Analyzed: 07/10/17						
cis-1,2-Dichloroethylene	9.55	0.50	µg/L	10.0		95.5	70-130			
trans-1,2-Dichloroethylene	10.0	1.0	µg/L	10.0		100	70-130			
1,2-Dichloropropane	10.5	0.50	µg/L	10.0		105	70-130			
1,3-Dichloropropane	10.5	0.50	µg/L	10.0		105	70-130			
2,2-Dichloropropane	11.0	0.50	µg/L	10.0		110	70-130			
1,1-Dichloropropene	10.1	0.50	µg/L	10.0		101	70-130			
cis-1,3-Dichloropropene	10.6	0.50	µg/L	10.0		106	70-130			
trans-1,3-Dichloropropene	11.3	0.50	µg/L	10.0		113	70-130			
Ethylbenzene	11.0	0.50	µg/L	10.0		110	70-130			
Hexachlorobutadiene	11.6	0.60	µg/L	10.0		116	70-130			
2-Hexanone (MBK)	87.1	5.0	µg/L	100		87.1	70-130			
Isopropylbenzene (Cumene)	11.2	0.50	µg/L	10.0		112	70-130			
p-Isopropyltoluene (p-Cymene)	10.4	0.50	µg/L	10.0		104	70-130			
Methyl tert-Butyl Ether (MTBE)	11.2	0.50	µg/L	10.0		112	70-130			
Methylene Chloride	8.45	5.0	µg/L	10.0		84.5	70-130			
4-Methyl-2-pentanone (MIBK)	93.5	5.0	µg/L	100		93.5	70-130			
Naphthalene	9.35	2.0	µg/L	10.0		93.5	70-130			
n-Propylbenzene	10.3	1.0	µg/L	10.0		103	70-130			
Styrene	10.7	1.0	µg/L	10.0		107	70-130			
1,1,1,2-Tetrachloroethane	10.8	0.50	µg/L	10.0		108	70-130			
1,1,2,2-Tetrachloroethane	11.0	0.50	µg/L	10.0		110	70-130			
Tetrachloroethylene	11.6	1.0	µg/L	10.0		116	70-130			
Tetrahydrofuran	9.49	10	µg/L	10.0		94.9	70-130			
Toluene	11.5	1.0	µg/L	10.0		115	70-130			
1,2,3-Trichlorobenzene	9.34	0.50	µg/L	10.0		93.4	70-130			
1,2,4-Trichlorobenzene	9.83	0.50	µg/L	10.0		98.3	70-130			
1,1,1-Trichloroethane	10.0	0.50	µg/L	10.0		100	70-130			
1,1,2-Trichloroethane	10.8	0.50	µg/L	10.0		108	70-130			
Trichloroethylene	10.3	1.0	µg/L	10.0		103	70-130			
Trichlorofluoromethane (Freon 11)	8.66	2.0	µg/L	10.0		86.6	70-130			
1,2,3-Trichloropropane	9.71	0.50	µg/L	10.0		97.1	70-130			
1,1,2-Trichloro-1,2,2-trifluoroethane (Freon 113)	8.62	0.50	µg/L	10.0		86.2	70-130			
1,2,4-Trimethylbenzene	10.5	0.50	µg/L	10.0		105	70-130			
1,3,5-Trimethylbenzene	10.5	0.50	µg/L	10.0		105	70-130			
Vinyl Chloride	8.31	1.0	µg/L	10.0		83.1	70-130			
m+p Xylene	21.9	2.0	µg/L	20.0		110	70-130			
o-Xylene	10.8	1.0	µg/L	10.0		108	70-130			
Surrogate: 1,2-Dichloroethane-d4	*22.8*		µg/L	25.0		91.0	70-130			
Surrogate: Toluene-d8	*25.8*		µg/L	25.0		103	70-130			
Surrogate: 4-Bromofluorobenzene	*25.3*		µg/L	25.0		101	70-130			

con-test® ANALYTICAL LABORATORY
39 Spruce Street * East Longmeadow, MA 01028 * FAX 413/525-6405 * TEL. 413/525-2332

QUALITY CONTROL

Petroleum Hydrocarbons Analyses - Quality Control

Analyte	Result	Reporting Limit	Units	Spike Level	Source Result	%REC	%REC Limits	RPD	RPD Limit	Notes
Batch B181307 - SW-846 3510C										
Blank (B181307-BLK1)				Prepared: 07/11/17 Analyzed: 07/12/17						
CT ETPH	ND	0.075	mg/L							
Surrogate: o-Terphenyl	*0.0814*		mg/L	0.100		81.4	50-150			
LCS (B181307-BS1)				Prepared: 07/11/17 Analyzed: 07/12/17						
CT ETPH	0.721	0.075	mg/L	1.00		72.1	60-120			
Surrogate: o-Terphenyl	*0.0689*		mg/L	0.100		68.9	50-150			
LCS Dup (B181307-BSD1)				Prepared: 07/11/17 Analyzed: 07/12/17						
CT ETPH	0.677	0.075	mg/L	1.00		67.7	60-120	6.19	30	
Surrogate: o-Terphenyl	*0.0669*		mg/L	0.100		66.9	50-150			

con-test® ANALYTICAL LABORATORY
39 Spruce Street * East Longmeadow, MA 01028 * FAX 413/525-6405 * TEL. 413/525-2332

QUALITY CONTROL

Metals Analyses (Total) - Quality Control

Analyte	Result	Reporting Limit	Units	Spike Level	Source Result	%REC	%REC Limits	RPD	RPD Limit	Notes
Batch B181054 - SW-846 7470A Prep										
Blank (B181054-BLK1)				Prepared: 07/07/17 Analyzed: 07/10/17						
Mercury	ND	0.00010	mg/L							
LCS (B181054-BS1)				Prepared: 07/07/17 Analyzed: 07/10/17						
Mercury	0.00177	0.00010	mg/L	0.00200		88.6	80-120			
LCS Dup (B181054-BSD1)				Prepared: 07/07/17 Analyzed: 07/10/17						
Mercury	0.00161	0.00010	mg/L	0.00200		80.7	80-120	9.29	20	
Batch B181214 - SW-846 3005A										
Blank (B181214-BLK1)				Prepared: 07/10/17 Analyzed: 07/12/17						
Arsenic	ND	2.0	µg/L							
Barium	ND	50	µg/L							
Cadmium	ND	2.5	µg/L							
Chromium	ND	5.0	µg/L							
Lead	ND	5.0	µg/L							
Selenium	ND	25	µg/L							
Silver	ND	2.5	µg/L							
LCS (B181214-BS1)				Prepared: 07/10/17 Analyzed: 07/12/17						
Arsenic	271	2.0	µg/L	250		108	80-120			
Barium	254	50	µg/L	250		101	80-120			
Cadmium	275	2.5	µg/L	250		110	80-120			
Chromium	253	5.0	µg/L	250		101	80-120			
Lead	266	5.0	µg/L	250		106	80-120			
Selenium	275	25	µg/L	250		110	80-120			
Silver	276	2.5	µg/L	250		110	80-120			
LCS Dup (B181214-BSD1)				Prepared: 07/10/17 Analyzed: 07/12/17						
Arsenic	269	2.0	µg/L	250		108	80-120	0.476	20	
Barium	253	50	µg/L	250		101	80-120	0.398	20	
Cadmium	273	2.5	µg/L	250		109	80-120	0.785	20	
Chromium	251	5.0	µg/L	250		100	80-120	0.819	20	
Lead	264	5.0	µg/L	250		106	80-120	0.664	20	
Selenium	278	25	µg/L	250		111	80-120	0.873	20	
Silver	275	2.5	µg/L	250		110	80-120	0.483	20	

con-test® ANALYTICAL LABORATORY
39 Spruce Street * East Longmeadow, MA 01028 * FAX 413/525-6405 * TEL. 413/525-2332

FLAG/QUALIFIER SUMMARY

*	QC result is outside of established limits.
†	Wide recovery limits established for difficult compound.
‡	Wide RPD limits established for difficult compound.
#	Data exceeded client recommended or regulatory level
ND	Not Detected
RL	Reporting Limit
DL	Method Detection Limit
MCL	Maximum Contaminant Level
	Percent recoveries and relative percent differences (RPDs) are determined by the software using values in the calculation which have not been rounded.
	No results have been blank subtracted unless specified in the case narrative section.
L-03	Laboratory fortified blank/laboratory control sample recovery is outside of control limits. Reported value for this compound is likely to be biased on the low side.
V-05	Continuing calibration did not meet method specifications and was biased on the low side for this compound. Increased uncertainty is associated with the reported value which is likely to be biased on the low side.

con-test® ANALYTICAL LABORATORY
39 Spruce Street * East Longmeadow, MA 01028 * FAX 413/525-6405 * TEL. 413/525-2332

CERTIFICATIONS

Certified Analyses included in this Report

Analyte	Certifications
CTDEP ETPH in Water	
CT ETPH	CT
SW-846 6020A-B in Water	
Arsenic	CT,NH,NY,ME,VA,NC
Barium	CT,NH,NY,ME,VA,NC
Cadmium	CT,NH,NY,RI,ME,VA,NC
Chromium	CT,NH,NY,ME,VA,NC
Lead	CT,NH,NY,ME,VA,NC
Selenium	CT,NH,NY,ME,VA,NC
Silver	CT,NH,NY,ME,VA,NC
SW-846 7470A in Water	
Mercury	CT,NH,NY,NC,ME,VA
SW-846 8260C in Water	
Acetone	CT,NH,NY,ME
Acrylonitrile	CT,NY,ME
Benzene	CT,NH,NY,ME
Bromobenzene	NY
Bromodichloromethane	CT,NH,NY,ME
Bromoform	CT,NH,NY,ME
Bromomethane	CT,NH,NY,ME
2-Butanone (MEK)	CT,NH,NY,ME
n-Butylbenzene	NY,ME
sec-Butylbenzene	NY,ME
tert-Butylbenzene	NY,ME
Carbon Disulfide	CT,NH,NY,ME
Carbon Tetrachloride	CT,NH,NY,ME
Chlorobenzene	CT,NH,NY,ME
Chlorodibromomethane	CT,NH,NY,ME
Chloroethane	CT,NH,NY,ME
Chloroform	CT,NH,NY,ME
Chloromethane	CT,NH,NY,ME
2-Chlorotoluene	NY,ME
4-Chlorotoluene	NY,ME
Dibromomethane	NH,NY,ME
1,2-Dichlorobenzene	CT,NY,ME
1,3-Dichlorobenzene	CT,NH,NY,ME
1,4-Dichlorobenzene	CT,NH,NY,ME
trans-1,4-Dichloro-2-butene	NH,NY,ME
Dichlorodifluoromethane (Freon 12)	NH,NY,ME
1,1-Dichloroethane	CT,NH,NY,ME
1,2-Dichloroethane	CT,NH,NY,ME
1,1-Dichloroethylene	CT,NH,NY,ME
cis-1,2-Dichloroethylene	NY,ME
trans-1,2-Dichloroethylene	CT,NH,NY,ME
1,2-Dichloropropane	CT,NH,NY,ME
1,3-Dichloropropane	NY,ME
2,2-Dichloropropane	NH,NY,ME

con-test® ANALYTICAL LABORATORY
39 Spruce Street * East Longmeadow, MA 01028 * FAX 413/525-6405 * TEL. 413/525-2332

CERTIFICATIONS

Certified Analyses included in this Report

Analyte	Certifications
SW-846 8260C in Water	
1,1-Dichloropropene	NH,NY,ME
cis-1,3-Dichloropropene	CT,NH,NY,ME
trans-1,3-Dichloropropene	CT,NH,NY,ME
Ethylbenzene	CT,NH,NY,ME
Hexachlorobutadiene	CT,NH,NY,ME
2-Hexanone (MBK)	CT,NH,NY,ME
Isopropylbenzene (Cumene)	NY,ME
p-Isopropyltoluene (p-Cymene)	CT,NH,NY,ME
Methyl tert-Butyl Ether (MTBE)	CT,NH,NY,ME
Methylene Chloride	CT,NH,NY,ME
4-Methyl-2-pentanone (MIBK)	CT,NH,NY,ME
Naphthalene	NH,NY,ME
n-Propylbenzene	CT,NH,NY,ME
Styrene	CT,NH,NY,ME
1,1,1,2-Tetrachloroethane	CT,NH,NY,ME
1,1,2,2-Tetrachloroethane	CT,NH,NY,ME
Tetrachloroethylene	CT,NH,NY,ME
Toluene	CT,NH,NY,ME
1,2,3-Trichlorobenzene	NH,NY,ME
1,2,4-Trichlorobenzene	CT,NH,NY,ME
1,1,1-Trichloroethane	CT,NH,NY,ME
1,1,2-Trichloroethane	CT,NH,NY,ME
Trichloroethylene	CT,NH,NY,ME
Trichlorofluoromethane (Freon 11)	CT,NH,NY,ME
1,2,3-Trichloropropane	NH,NY,ME
1,1,2-Trichloro-1,2,2-trifluoroethane (Freon 113)	NY
1,2,4-Trimethylbenzene	NY,ME
1,3,5-Trimethylbenzene	NY,ME
Vinyl Chloride	CT,NH,NY,ME
m+p Xylene	NH,NY,ME
o-Xylene	NH,NY,ME



39 Spruce Street * East Longmeadow, MA 01028 * FAX 413/525-6405 * TEL. 413/525-2332

The CON-TEST Environmental Laboratory operates under the following certifications and accreditations:

Code	Description	Number	Expires
AIHA	AIHA-LAP, LLC - ISO17025:2005	100033	02/1/2018
MA	Massachusetts DEP	M-MA100	06/30/2018
CT	Connecticut Department of Publilc Health	PH-0567	09/30/2017
NY	New York State Department of Health	10899 NELAP	04/1/2018
NH-S	New Hampshire Environmental Lab	2516 NELAP	02/5/2018
RI	Rhode Island Department of Health	LAO00112	12/30/2017
NC	North Carolina Div. of Water Quality	652	12/31/2017
NJ	New Jersey DEP	MA007 NELAP	06/30/2018
FL	Florida Department of Health	E871027 NELAP	06/30/2018
VT	Vermont Department of Health Lead Laboratory	LL015036	07/30/2018
ME	State of Maine	2011028	06/9/2019
VA	Commonwealth of Virginia	460217	12/14/2017
NH-P	New Hampshire Environmental Lab	2557 NELAP	09/6/2017
VT-DW	Vermont Department of Health Drinking Water	VT-255716	06/12/2018
NC-DW	North Carolina Department of Health	25703	07/31/2018

con-test ANALYTICAL LABORATORY

17G0098

Phone: 413-525-2332
Fax: 413-525-6405
Email: info@contestlabs.com

http://www.contestlabs.com

Doc # 381 Rev 0 5 8 2015

CHAIN OF CUSTODY RECORD

39 Spruce Street
East Longmeadow, MA 01028

Company Name:	Weston & Sampson - (for Eversource Energy)
Address:	273 Dividend Road, Rocky Hill, CT 06067
Phone:	(860) 513-1473
Project Name:	Simsbury AWC
Project Location:	Simsbury, CT
Project Number:	Client PO = 02274021; Rel. #6
Project Manager:	Jeff Willson
Con-Test Bid:	n/a
Invoice Recipient:	Eversource Energy - Paul Boison
Sampled By:	Will Sirotnak

Requested Turnaround Time
7-Day ☐ 10-Day ☐
Other: ☑ 5-7 Bus. Days

Rush-Approval Required
1-Day ☐ 3-Day ☐
2-Day ☐ 4-Day ☐

Data Delivery
Format: PDF ☑ EXCEL ☑
Other:
Enhanced Data Package Required: ☐
Email To: yellenl@wseinc.com
Fax To #: sirotnakw@wseinc.com

Con-Test Work Order#	Client Sample ID / Description	Beginning Date/Time	Ending Date/Time	Composite	Grab	[1]Matrix Code	Conc Code	VOCs (8260)	CT-ETPH	Total 8 RCRA metals	# of Containers	[2] Preservation Code	[3] Container Code
								3	2	1			
								H	I	N			
								V	A	P			
1	MW-2A	7/5/17	1010		X	GW	U		X				
2	MW-CCA-2	↓	1045		↓	↓	↓		X				
3	MW-16		1130						X				
4	MW-15		1200						X				
5	MW-CCA-1	↓	1315		↓	↓	↓	X	X	X			
6	TRIP BLANK 13							X					

ANALYSIS REQUESTED

Dissolved Metals Samples
○ Field Filtered
○ Lab to Filter

Orthophosphate Samples
○ Field Filtered
○ Lab to Filter

[1] Matrix Codes:
GW = Ground Water
WW = Waste Water
DW = Drinking Water
A = Air
S = Soil/Solid
SL = Sludge
O = Other (please define)

[2] Preservation Codes:
I = Iced
H = HCL
M = Methanol
N = Nitric Acid
S = Sulfuric Acid
B = Sodium Bisulfate
X = Sodium Hydroxide
T = Sodium Thiosulfate
O = Other (please define)

[3] Container Codes:
A = Amber Glass
G = Glass
P = Plastic
ST = Sterile
V = Vial
S = Summa Canister
T = Tedlar Bag
O = Other (please define)

Comments: (1) Please bill Eversource Energy directly.

(2) Please send copy of results to Paul Boison (Paul.Boison@eversource.com) at Eversource Energy.

Please use the following codes to indicate possible sample concentration within the **Conc Code** column above:
H - High; M - Medium; L - Low; C - Clean; U - Unknown

Relinquished by: (signature)	Date/Time: 7/5/17
Received by: (signature)	Date/Time: 7/5/17 1510
Relinquished by: (signature)	Date/Time: 7/6/17 345
Received by: (signature)	Date/Time:
Relinquished by: (signature)	Date/Time: 7/5/17
Received by: (signature) 4.9	Date/Time: 15:45

Detection Limit Requirements
MA
CT — CTDEEP RSRs (includes RES DEC & GA PMC)
Other:

Program Information
○ MCP Analytical Certification Form Required
● RCP Analysis Certification Form Required
○ MA State DW Form Required
PWSID # _____

NELAC and AIHA-LAP, LLC Accredited

TURNAROUND TIME (BUSINESS DAYS) STARTS AT 9:00 AM THE DAY AFTER SAMPLE RECEIPT UNLESS THERE ARE QUESTIONS ON THIS CHAIN. IF THIS FORM IS NOT FILLED OUT COMPLETELY OR IS INCORRECT, TURNAROUND TIME CANNOT START UNTIL ALL QUESTIONS HAVE BEEN ANSWERED.

PLEASE BE CAREFUL NOT TO CONTAMINATE THIS DOCUMENT

Table of Contents

39 Spruce St.
East Longmeadow, MA. 01028
P: 413-525-2332
F: 413-525-6405
www.contestlabs.com

con-test® ANALYTICAL LABORATORY

Doc# 277 Rev 5 2017

Login Sample Receipt Checklist - (Rejection Criteria Listing - Using Acceptance Policy) Any False Statement will be brought to the attention of the Client - State True or False

Client Weston & Sampson

Received By AF Date 02/15/17 Time 1545

How were the samples received? In Cooler T No Cooler _____ On Ice T No Ice _____
Direct from Sampling _____ Ambient _____ Melted Ice _____

Were samples within Temperature? 2-6°C T By Gun # 1 Actual Temp - 4.9
By Blank # _____ Actual Temp - _____

Was Custody Seal Intact? N/A Were Samples Tampered with? F
Was COC Relinquished ? T Does Chain Agree With Samples? T
Are there broken/leaking/loose caps on any samples? F
Is COC in ink/ Legible? T Were samples received within holding time? T
Did COC include all pertinent Information? Client T Analysis T Sampler Name T
Project T ID's T Collection Dates/Times T
Are Sample labels filled out and legible? T
Are there Lab to Filters? F N/A Who was notified? N/A
Are there Rushes? F N/A Who was notified? N/A
Are there Short Holds? F N/A Who was notified? N/A
Is there enough Volume? T
Is there Headspace where applicable? T MS/MSD? N/A
Proper Media/Containers Used? T Is splitting samples required? N/A
Were trip blanks received? T On COC? T
Do all samples have the proper pH? Acid T Base _____

Vials	#	Containers:	#		#		#
Unp-		1 Liter Amb.	10	1 Liter Plastic		16 oz Amb.	
HCL-	5	500 mL Amb.		500 mL Plastic		8oz Amb/Clear	
Meoh-		250 mL Amb.		250 mL Plastic	1	4oz Amb/Clear	
Bisulfate-		Col./Bacteria		Flashpoint		2oz Amb/Clear	
DI-		Other Plastic		Other Glass		Encore	
Thiosulfate-		SOC Kit		Plastic Bag		Frozen:	
Sulfuric-		Perchlorate		Ziplock			

Unused Media

Vials	#	Containers:	#		#		#
Unp-		1 Liter Amb.		1 Liter Plastic		16 oz Amb.	
HCL-		500 mL Amb.		500 mL Plastic		8oz Amb/Clear	
Meoh-		250 mL Amb.		250 mL Plastic		4oz Amb/Clear	
Bisulfate-		Col./Bacteria		Flashpoint		2oz Amb/Clear	
DI-		Other Plastic		Other Glass		Encore	
Thiosulfate-		SOC Kit		Plastic Bag		Frozen:	
Sulfuric-		Perchlorate		Ziplock			

Comments:

D:\HPCHEM\1\DATA\A071217\A0712006.D

CT ETPH DISCRIMINATION CHECK

Date Acquired	7/12/17
Data File Name	A0712006.D
Sample Name	ETPH 1500
Instrument Name	5890DFID

Compound	Ret Time	Target Response	Average Response	*%D +/- 20
c - 9	1.08	460300	518364	-11
c - 10	1.43	463156	518364	-11
c - 12	2.17	489484	518364	-6
c - 14	2.84	509612	518364	-2
c - 16	3.44	526952	518364	2
c - 18	4.02	526288	518364	2
o-Terphenyl	4.30	606043	518364	
c - 20	4.64	539690	518364	4
c - 22	5.15	550876	518364	6
c - 24	5.60	517957	518364	0
c - 26	6.00	549138	518364	6
c - 28	6.36	545780	518364	5
c - 30	6.69	540782	518364	4
c - 32	7.00	524096	518364	1
c - 34	7.30	519177	518364	0
c - 36	7.58	512175	518364	-1

* One compound allowed %D </= 50%

Samples

17G0098-01
17G0098-02
17G0098-03
17G0098-04
17G0098-05

REASONABLE CONFIDENCE PROTOCOL
LABORATORY ANALYSIS QA/QC CERTIFICATION FORM

Laboratory Name: Con-Test Analytical Laboratory

Client: Weston & Sampson

Project Location: Simsbury AWC

Project Number: 17G0098

Laboratory Sample ID(s):
17G0098-01 thru 17G0098-06

Sample Date(s):
07/05/2017

List RCP Methods Used:
CTDEP ETPH, SW-846 6020A-B, SW-846 7470A, SW-846 7471B, SW-846 8260C

1	For each analytical method referenced in this laboratory report package, were all specified QA/QC performance criteria followed, including the requirement to explain any criteria falling outside of acceptable guidelines, as specified in the CTDEP method-specific Reasonable Confidence Protocol documents?	☑ Yes ☐ No
1A	Were the method specified preservation and holding time requirements met?	☑ Yes ☐ No
1B	VPH and EPH Methods only: Was the VPH and EPH method conducted without significant modifications (see Section 11.3 of respective RCP methods)?	☐ Yes ☐ No ☑ N/A
2	Were all samples received by the laboratory in a condition consistent with that described on the associated chain-of-custody document(s)?	☑ Yes ☐ No
3	Were samples received at an appropriate temperature (< 6 degrees C.)?	☑ Yes ☐ No ☐ N/A
4	Were all QA/QC performance criteria specified in the CTDEP Reasonable Confidence Protocol documents achieved?	☐ Yes ☑ No
5A	Were reporting limits specified or referenced on the chain-of-custody?	☑ Yes ☐ No
5B	Were these reporting limits met?	☐ Yes ☑ No
6	For each analytical method referenced in this laboratory report package, were results reported for all constituents identified in the method-specific analyte lists presented in the Reasonable Confidence Protocol documents?	☐ Yes ☑ No
7	Are project-specific matrix spikes and laboratory duplicates included in this data set?	☐ Yes ☑ No

Notes: For all questions to which the response was "No" (with the exception of question #7), additional information must be provided in an attached narrative. If the answer to question #1, #1A, or #1B is "No", the data package does not meet the requirements for "Reasonable Confidence."
This form may not be altered and all questions must be answered.

I, the undersigned, attest under the pains and penalties of perjury that, to the best of my knowledge and belief and based upon my personal inquiry of those responsible for providing the information contained in this analytical report, such information is accurate and complete.

Authorized Signature: Tod Kopyscinski **Position:** Laboratory Director

Printed Name: Tod E. Kopyscinski **Date:** 07/12/17

Name of Laboratory: Con-Test Analytical Laboratory

This certification form is to be used for RCP methods only.

con-test® ANALYTICAL LABORATORY
39 Spruce Street * East Longmeadow, MA 01028 * FAX 413/525-6405 * TEL. 413/525-2332

September 5, 2017

Jeff Willson
Weston & Sampson
273 Dividend Road
Rocky Hill, CT 06067

Project Location: Simsbury, CT
Client Job Number:
Project Number: [none]
Laboratory Work Order Number: 17H1347

Enclosed are results of analyses for samples received by the laboratory on August 24, 2017. If you have any questions concerning this report, please feel free to contact me.

Sincerely,



James M. Georgantas
Project Manager

Table of Contents

Sample Summary 3

Case Narrative 4

Sample Results 5

17H1347-01 5

17H1347-02 8

17H1347-03 11

17H1347-04 14

17H1347-06 17

17H1347-08 20

17H1347-09 23

17H1347-10 25

17H1347-11 27

17H1347-13 30

Sample Preparation Information 33

QC Data 34

Polychlorinated Biphenyls with 3540 Soxhlet Extraction 34

B184962 34

Petroleum Hydrocarbons Analyses 35

B185028 35

Flag/Qualifier Summary 36

Certifications 37

Chain of Custody/Sample Receipt 38

con-test® ANALYTICAL LABORATORY
39 Spruce Street * East Longmeadow, MA 01028 * FAX 413/525-6405 * TEL. 413/525-2332

Weston & Sampson
273 Dividend Road
Rocky Hill, CT 06067
ATTN: Jeff Willson

REPORT DATE: 9/5/2017

PURCHASE ORDER NUMBER: 02274021

PROJECT NUMBER: [none]

ANALYTICAL SUMMARY

WORK ORDER NUMBER: 17H1347

The results of analyses performed on the following samples submitted to the CON-TEST Analytical Laboratory are found in this report.

PROJECT LOCATION: Simsbury, CT

FIELD SAMPLE #	LAB ID:	MATRIX	SAMPLE DESCRIPTION	TEST	SUB LAB
B-220A	17H1347-01	Soil		CTDEP ETPH	
				SM 2540G	
				SW-846 8082A	
B-219A	17H1347-02	Soil		CTDEP ETPH	
				SM 2540G	
				SW-846 8082A	
B-218A	17H1347-03	Soil		CTDEP ETPH	
				SM 2540G	
				SW-846 8082A	
B-401	17H1347-04	Soil		CTDEP ETPH	
				SM 2540G	
				SW-846 8082A	
B-403	17H1347-06	Soil		CTDEP ETPH	
				SM 2540G	
				SW-846 8082A	
B-405	17H1347-08	Soil		CTDEP ETPH	
				SM 2540G	
				SW-846 8082A	
B-310A	17H1347-09	Soil		CTDEP ETPH	
				SM 2540G	
				SW-846 8015C	
B-6A	17H1347-10	Soil		CTDEP ETPH	
				SM 2540G	
				SW-846 8015C	
B-406	17H1347-11	Soil		CTDEP ETPH	
				SM 2540G	
				SW-846 8082A	
B-408	17H1347-13	Soil		CTDEP ETPH	
				SM 2540G	
				SW-846 8082A	

con-test® ANALYTICAL LABORATORY
39 Spruce Street * East Longmeadow, MA 01028 * FAX 413/525-6405 * TEL. 413/525-2332

CASE NARRATIVE SUMMARY

All reported results are within defined laboratory quality control objectives unless listed below or otherwise qualified in this report.

The results of analyses reported only relate to samples submitted to the Con-Test Analytical Laboratory for testing.
I certify that the analyses listed above, unless specifically listed as subcontracted, if any, were performed under my direction according to the approved methodologies listed in this document, and that based upon my inquiry of those individuals immediately responsible for obtaining the information, the material contained in this report is, to the best of my knowledge and belief, accurate and complete.



Tod E. Kopyscinski
Laboratory Director

con-test® ANALYTICAL LABORATORY
39 Spruce Street * East Longmeadow, MA 01028 * FAX 413/525-6405 * TEL. 413/525-2332

Project Location: Simsbury, CT | Sample Description: | Work Order: 17H1347

Date Received: 8/24/2017

Field Sample #: B-220A | Sampled: 8/23/2017 10:15

Sample ID: 17H1347-01

Sample Matrix: Soil

Polychlorinated Biphenyls with 3540 Soxhlet Extraction

Analyte	Results	RL	Units	Dilution	Flag/Qual	Method	Date Prepared	Date/Time Analyzed	Analyst
Aroclor-1016 [1]	ND	0.085	mg/Kg dry	4		SW-846 8082A	8/25/17	9/1/17 21:29	JMB
Aroclor-1221 [1]	ND	0.085	mg/Kg dry	4		SW-846 8082A	8/25/17	9/1/17 21:29	JMB
Aroclor-1232 [1]	ND	0.085	mg/Kg dry	4		SW-846 8082A	8/25/17	9/1/17 21:29	JMB
Aroclor-1242 [1]	ND	0.085	mg/Kg dry	4		SW-846 8082A	8/25/17	9/1/17 21:29	JMB
Aroclor-1248 [1]	ND	0.085	mg/Kg dry	4		SW-846 8082A	8/25/17	9/1/17 21:29	JMB
Aroclor-1254 [1]	ND	0.085	mg/Kg dry	4		SW-846 8082A	8/25/17	9/1/17 21:29	JMB
Aroclor-1260 [1]	ND	0.085	mg/Kg dry	4		SW-846 8082A	8/25/17	9/1/17 21:29	JMB
Aroclor-1262 [1]	ND	0.085	mg/Kg dry	4		SW-846 8082A	8/25/17	9/1/17 21:29	JMB
Aroclor-1268 [1]	ND	0.085	mg/Kg dry	4		SW-846 8082A	8/25/17	9/1/17 21:29	JMB

Surrogates	% Recovery	Recovery Limits	Flag/Qual	
Decachlorobiphenyl [1]	86.2	30-150		9/1/17 21:29
Decachlorobiphenyl [2]	87.7	30-150		9/1/17 21:29
Tetrachloro-m-xylene [1]	106	30-150		9/1/17 21:29
Tetrachloro-m-xylene [2]	105	30-150		9/1/17 21:29

con-test® ANALYTICAL LABORATORY
39 Spruce Street * East Longmeadow, MA 01028 * FAX 413/525-6405 * TEL. 413/525-2332

Project Location: Simsbury, CT | Sample Description: | Work Order: 17H1347

Date Received: 8/24/2017

Field Sample #: B-220A | Sampled: 8/23/2017 10:15

Sample ID: 17H1347-01

Sample Matrix: Soil

Petroleum Hydrocarbons Analyses

Analyte	Results	RL	Units	Dilution	Flag/Qual	Method	Date Prepared	Date/Time Analyzed	Analyst
CT ETPH	ND	11	mg/Kg dry	1		CTDEP ETPH	8/28/17	8/29/17 16:24	SCS

Surrogates	% Recovery	Recovery Limits	Flag/Qual				
o-Terphenyl	97.4	50-150				8/29/17 16:24	

con-test® ANALYTICAL LABORATORY
39 Spruce Street * East Longmeadow, MA 01028 * FAX 413/525-6405 * TEL. 413/525-2332

Project Location: Simsbury, CT | Sample Description: | Work Order: 17H1347

Date Received: 8/24/2017

Field Sample #: B-220A | Sampled: 8/23/2017 10:15

Sample ID: 17H1347-01

Sample Matrix: Soil

Conventional Chemistry Parameters by EPA/APHA/SW-846 Methods (Total)

Analyte	Results	RL	Units	Dilution	Flag/Qual	Method	Date Prepared	Date/Time Analyzed	Analyst
% Solids	93.9		% Wt	1		SM 2540G	8/29/17	8/30/17 7:53	MRL

con-test® ANALYTICAL LABORATORY
39 Spruce Street * East Longmeadow, MA 01028 * FAX 413/525-6405 * TEL. 413/525-2332

Project Location: Simsbury, CT | Sample Description: | Work Order: 17H1347

Date Received: 8/24/2017

Field Sample #: B-219A | Sampled: 8/23/2017 10:30

Sample ID: 17H1347-02

Sample Matrix: Soil

Polychlorinated Biphenyls with 3540 Soxhlet Extraction

Analyte	Results	RL	Units	Dilution	Flag/Qual	Method	Date Prepared	Date/Time Analyzed	Analyst
Aroclor-1016 [1]	ND	0.085	mg/Kg dry	4		SW-846 8082A	8/25/17	9/1/17 21:47	JMB
Aroclor-1221 [1]	ND	0.085	mg/Kg dry	4		SW-846 8082A	8/25/17	9/1/17 21:47	JMB
Aroclor-1232 [1]	ND	0.085	mg/Kg dry	4		SW-846 8082A	8/25/17	9/1/17 21:47	JMB
Aroclor-1242 [1]	ND	0.085	mg/Kg dry	4		SW-846 8082A	8/25/17	9/1/17 21:47	JMB
Aroclor-1248 [1]	ND	0.085	mg/Kg dry	4		SW-846 8082A	8/25/17	9/1/17 21:47	JMB
Aroclor-1254 [1]	ND	0.085	mg/Kg dry	4		SW-846 8082A	8/25/17	9/1/17 21:47	JMB
Aroclor-1260 [1]	ND	0.085	mg/Kg dry	4		SW-846 8082A	8/25/17	9/1/17 21:47	JMB
Aroclor-1262 [1]	ND	0.085	mg/Kg dry	4		SW-846 8082A	8/25/17	9/1/17 21:47	JMB
Aroclor-1268 [1]	ND	0.085	mg/Kg dry	4		SW-846 8082A	8/25/17	9/1/17 21:47	JMB

Surrogates	% Recovery	Recovery Limits	Flag/Qual					
Decachlorobiphenyl [1]	82.6	30-150						9/1/17 21:47
Decachlorobiphenyl [2]	86.6	30-150						9/1/17 21:47
Tetrachloro-m-xylene [1]	99.2	30-150						9/1/17 21:47
Tetrachloro-m-xylene [2]	94.6	30-150						9/1/17 21:47

con-test® ANALYTICAL LABORATORY
39 Spruce Street * East Longmeadow, MA 01028 * FAX 413/525-6405 * TEL. 413/525-2332

Project Location: Simsbury, CT | Sample Description: | Work Order: 17H1347

Date Received: 8/24/2017

Field Sample #: B-219A | Sampled: 8/23/2017 10:30

Sample ID: 17H1347-02

Sample Matrix: Soil

Petroleum Hydrocarbons Analyses

Analyte	Results	RL	Units	Dilution	Flag/Qual	Method	Date Prepared	Date/Time Analyzed	Analyst
CT ETPH	390	110	mg/Kg dry	5		CTDEP ETPH	8/28/17	8/30/17 17:01	SCS

Surrogates	% Recovery	Recovery Limits	Flag/Qual				
o-Terphenyl	64.5	50-150				8/30/17 17:01	

con-test® ANALYTICAL LABORATORY
39 Spruce Street * East Longmeadow, MA 01028 * FAX 413/525-6405 * TEL. 413/525-2332

Project Location: Simsbury, CT | Sample Description: | Work Order: 17H1347

Date Received: 8/24/2017

Field Sample #: B-219A | Sampled: 8/23/2017 10:30

Sample ID: 17H1347-02

Sample Matrix: Soil

Conventional Chemistry Parameters by EPA/APHA/SW-846 Methods (Total)

Analyte	Results	RL	Units	Dilution	Flag/Qual	Method	Date Prepared	Date/Time Analyzed	Analyst
% Solids	94.6		% Wt	1		SM 2540G	8/29/17	8/30/17 7:53	MRL

con-test® ANALYTICAL LABORATORY
39 Spruce Street * East Longmeadow, MA 01028 * FAX 413/525-6405 * TEL. 413/525-2332

Project Location: Simsbury, CT | Sample Description: | Work Order: 17H1347

Date Received: 8/24/2017

Field Sample #: B-218A | Sampled: 8/23/2017 11:00

Sample ID: 17H1347-03

Sample Matrix: Soil

Polychlorinated Biphenyls with 3540 Soxhlet Extraction

Analyte	Results	RL	Units	Dilution	Flag/Qual	Method	Date Prepared	Date/Time Analyzed	Analyst
Aroclor-1016 [1]	ND	0.092	mg/Kg dry	4		SW-846 8082A	8/25/17	9/1/17 22:04	JMB
Aroclor-1221 [1]	ND	0.092	mg/Kg dry	4		SW-846 8082A	8/25/17	9/1/17 22:04	JMB
Aroclor-1232 [1]	ND	0.092	mg/Kg dry	4		SW-846 8082A	8/25/17	9/1/17 22:04	JMB
Aroclor-1242 [1]	ND	0.092	mg/Kg dry	4		SW-846 8082A	8/25/17	9/1/17 22:04	JMB
Aroclor-1248 [1]	ND	0.092	mg/Kg dry	4		SW-846 8082A	8/25/17	9/1/17 22:04	JMB
Aroclor-1254 [1]	ND	0.092	mg/Kg dry	4		SW-846 8082A	8/25/17	9/1/17 22:04	JMB
Aroclor-1260 [1]	ND	0.092	mg/Kg dry	4		SW-846 8082A	8/25/17	9/1/17 22:04	JMB
Aroclor-1262 [1]	ND	0.092	mg/Kg dry	4		SW-846 8082A	8/25/17	9/1/17 22:04	JMB
Aroclor-1268 [1]	ND	0.092	mg/Kg dry	4		SW-846 8082A	8/25/17	9/1/17 22:04	JMB

Surrogates	% Recovery	Recovery Limits	Flag/Qual	
Decachlorobiphenyl [1]	67.5	30-150		9/1/17 22:04
Decachlorobiphenyl [2]	68.4	30-150		9/1/17 22:04
Tetrachloro-m-xylene [1]	95.5	30-150		9/1/17 22:04
Tetrachloro-m-xylene [2]	96.2	30-150		9/1/17 22:04

con-test® ANALYTICAL LABORATORY
39 Spruce Street * East Longmeadow, MA 01028 * FAX 413/525-6405 * TEL. 413/525-2332

Project Location: Simsbury, CT | Sample Description: | Work Order: 17H1347

Date Received: 8/24/2017

Field Sample #: B-218A | Sampled: 8/23/2017 11:00

Sample ID: 17H1347-03

Sample Matrix: Soil

Petroleum Hydrocarbons Analyses

Analyte	Results	RL	Units	Dilution	Flag/Qual	Method	Date Prepared	Date/Time Analyzed	Analyst
CT ETPH	16	11	mg/Kg dry	1		CTDEP ETPH	8/28/17	8/30/17 17:01	SCS

Surrogates	% Recovery	Recovery Limits	Flag/Qual				
o-Terphenyl	108	50-150				8/30/17 17:01	

con-test® ANALYTICAL LABORATORY
39 Spruce Street * East Longmeadow, MA 01028 * FAX 413/525-6405 * TEL. 413/525-2332

Project Location: Simsbury, CT | Sample Description: | Work Order: 17H1347

Date Received: 8/24/2017

Field Sample #: B-218A | Sampled: 8/23/2017 11:00

Sample ID: 17H1347-03

Sample Matrix: Soil

Conventional Chemistry Parameters by EPA/APHA/SW-846 Methods (Total)

Analyte	Results	RL	Units	Dilution	Flag/Qual	Method	Date Prepared	Date/Time Analyzed	Analyst
% Solids	87.1		% Wt	1		SM 2540G	8/29/17	8/30/17 7:53	MRL

con-test® ANALYTICAL LABORATORY
39 Spruce Street * East Longmeadow, MA 01028 * FAX 413/525-6405 * TEL. 413/525-2332

Project Location: Simsbury, CT | Sample Description: | Work Order: 17H1347

Date Received: 8/24/2017

Field Sample #: B-401 | Sampled: 8/23/2017 11:20

Sample ID: 17H1347-04

Sample Matrix: Soil

Polychlorinated Biphenyls with 3540 Soxhlet Extraction

Analyte	Results	RL	Units	Dilution	Flag/Qual	Method	Date Prepared	Date/Time Analyzed	Analyst
Aroclor-1016 [1]	ND	0.091	mg/Kg dry	4		SW-846 8082A	8/25/17	9/1/17 22:22	JMB
Aroclor-1221 [1]	ND	0.091	mg/Kg dry	4		SW-846 8082A	8/25/17	9/1/17 22:22	JMB
Aroclor-1232 [1]	ND	0.091	mg/Kg dry	4		SW-846 8082A	8/25/17	9/1/17 22:22	JMB
Aroclor-1242 [1]	ND	0.091	mg/Kg dry	4		SW-846 8082A	8/25/17	9/1/17 22:22	JMB
Aroclor-1248 [1]	ND	0.091	mg/Kg dry	4		SW-846 8082A	8/25/17	9/1/17 22:22	JMB
Aroclor-1254 [1]	ND	0.091	mg/Kg dry	4		SW-846 8082A	8/25/17	9/1/17 22:22	JMB
Aroclor-1260 [1]	ND	0.091	mg/Kg dry	4		SW-846 8082A	8/25/17	9/1/17 22:22	JMB
Aroclor-1262 [1]	ND	0.091	mg/Kg dry	4		SW-846 8082A	8/25/17	9/1/17 22:22	JMB
Aroclor-1268 [1]	ND	0.091	mg/Kg dry	4		SW-846 8082A	8/25/17	9/1/17 22:22	JMB

Surrogates	% Recovery	Recovery Limits	Flag/Qual	
Decachlorobiphenyl [1]	75.5	30-150		9/1/17 22:22
Decachlorobiphenyl [2]	78.0	30-150		9/1/17 22:22
Tetrachloro-m-xylene [1]	102	30-150		9/1/17 22:22
Tetrachloro-m-xylene [2]	104	30-150		9/1/17 22:22

con-test® ANALYTICAL LABORATORY
39 Spruce Street * East Longmeadow, MA 01028 * FAX 413/525-6405 * TEL. 413/525-2332

Project Location: Simsbury, CT | Sample Description: | Work Order: 17H1347

Date Received: 8/24/2017

Field Sample #: B-401 | Sampled: 8/23/2017 11:20

Sample ID: 17H1347-04

Sample Matrix: Soil

Petroleum Hydrocarbons Analyses

Analyte	Results	RL	Units	Dilution	Flag/Qual	Method	Date Prepared	Date/Time Analyzed	Analyst
CT ETPH	ND	11	mg/Kg dry	1		CTDEP ETPH	8/28/17	8/29/17 17:17	SCS

Surrogates	% Recovery	Recovery Limits	Flag/Qual				
o-Terphenyl	81.3	50-150				8/29/17 17:17	

con-test® ANALYTICAL LABORATORY
39 Spruce Street * East Longmeadow, MA 01028 * FAX 413/525-6405 * TEL. 413/525-2332

Project Location: Simsbury, CT | Sample Description: | Work Order: 17H1347

Date Received: 8/24/2017

Field Sample #: B-401 | Sampled: 8/23/2017 11:20

Sample ID: 17H1347-04

Sample Matrix: Soil

Conventional Chemistry Parameters by EPA/APHA/SW-846 Methods (Total)

Analyte	Results	RL	Units	Dilution	Flag/Qual	Method	Date Prepared	Date/Time Analyzed	Analyst
% Solids	88.1		% Wt	1		SM 2540G	8/29/17	8/30/17 7:53	MRL

con-test® ANALYTICAL LABORATORY
39 Spruce Street * East Longmeadow, MA 01028 * FAX 413/525-6405 * TEL. 413/525-2332

Project Location: Simsbury, CT | Sample Description: | Work Order: 17H1347

Date Received: 8/24/2017

Field Sample #: B-403 | Sampled: 8/23/2017 12:00

Sample ID: 17H1347-06

Sample Matrix: Soil

Polychlorinated Biphenyls with 3540 Soxhlet Extraction

Analyte	Results	RL	Units	Dilution	Flag/Qual	Method	Date Prepared	Date/Time Analyzed	Analyst
Aroclor-1016 [1]	ND	0.084	mg/Kg dry	4		SW-846 8082A	8/25/17	9/1/17 22:39	JMB
Aroclor-1221 [1]	ND	0.084	mg/Kg dry	4		SW-846 8082A	8/25/17	9/1/17 22:39	JMB
Aroclor-1232 [1]	ND	0.084	mg/Kg dry	4		SW-846 8082A	8/25/17	9/1/17 22:39	JMB
Aroclor-1242 [1]	ND	0.084	mg/Kg dry	4		SW-846 8082A	8/25/17	9/1/17 22:39	JMB
Aroclor-1248 [1]	ND	0.084	mg/Kg dry	4		SW-846 8082A	8/25/17	9/1/17 22:39	JMB
Aroclor-1254 [1]	ND	0.084	mg/Kg dry	4		SW-846 8082A	8/25/17	9/1/17 22:39	JMB
Aroclor-1260 [1]	ND	0.084	mg/Kg dry	4		SW-846 8082A	8/25/17	9/1/17 22:39	JMB
Aroclor-1262 [1]	ND	0.084	mg/Kg dry	4		SW-846 8082A	8/25/17	9/1/17 22:39	JMB
Aroclor-1268 [1]	ND	0.084	mg/Kg dry	4		SW-846 8082A	8/25/17	9/1/17 22:39	JMB

Surrogates	% Recovery	Recovery Limits	Flag/Qual	
Decachlorobiphenyl [1]	83.4	30-150		9/1/17 22:39
Decachlorobiphenyl [2]	87.9	30-150		9/1/17 22:39
Tetrachloro-m-xylene [1]	99.3	30-150		9/1/17 22:39
Tetrachloro-m-xylene [2]	101	30-150		9/1/17 22:39

con-test® ANALYTICAL LABORATORY
39 Spruce Street * East Longmeadow, MA 01028 * FAX 413/525-6405 * TEL. 413/525-2332

Project Location: Simsbury, CT | Sample Description: | Work Order: 17H1347

Date Received: 8/24/2017

Field Sample #: B-403 | Sampled: 8/23/2017 12:00

Sample ID: 17H1347-06

Sample Matrix: Soil

Petroleum Hydrocarbons Analyses

Analyte	Results	RL	Units	Dilution	Flag/Qual	Method	Date Prepared	Date/Time Analyzed	Analyst
CT ETPH	ND	10	mg/Kg dry	1		CTDEP ETPH	8/28/17	8/29/17 17:34	SCS

Surrogates	% Recovery	Recovery Limits	Flag/Qual				
o-Terphenyl	98.8	50-150				8/29/17 17:34	

con-test® ANALYTICAL LABORATORY
39 Spruce Street * East Longmeadow, MA 01028 * FAX 413/525-6405 * TEL. 413/525-2332

Project Location: Simsbury, CT | Sample Description: | Work Order: 17H1347

Date Received: 8/24/2017

Field Sample #: B-403 | Sampled: 8/23/2017 12:00

Sample ID: 17H1347-06

Sample Matrix: Soil

Conventional Chemistry Parameters by EPA/APHA/SW-846 Methods (Total)

Analyte	Results	RL	Units	Dilution	Flag/Qual	Method	Date Prepared	Date/Time Analyzed	Analyst
% Solids	95.3		% Wt	1		SM 2540G	8/29/17	8/30/17 7:53	MRL

con-test® ANALYTICAL LABORATORY
39 Spruce Street * East Longmeadow, MA 01028 * FAX 413/525-6405 * TEL. 413/525-2332

Project Location: Simsbury, CT | Sample Description: | Work Order: 17H1347

Date Received: 8/24/2017

Field Sample #: B-405 | Sampled: 8/23/2017 12:20

Sample ID: 17H1347-08

Sample Matrix: Soil

Polychlorinated Biphenyls with 3540 Soxhlet Extraction

Analyte	Results	RL	Units	Dilution	Flag/Qual	Method	Date Prepared	Date/Time Analyzed	Analyst
Aroclor-1016 [1]	ND	0.084	mg/Kg dry	4		SW-846 8082A	8/25/17	9/1/17 22:57	JMB
Aroclor-1221 [1]	ND	0.084	mg/Kg dry	4		SW-846 8082A	8/25/17	9/1/17 22:57	JMB
Aroclor-1232 [1]	ND	0.084	mg/Kg dry	4		SW-846 8082A	8/25/17	9/1/17 22:57	JMB
Aroclor-1242 [1]	ND	0.084	mg/Kg dry	4		SW-846 8082A	8/25/17	9/1/17 22:57	JMB
Aroclor-1248 [1]	ND	0.084	mg/Kg dry	4		SW-846 8082A	8/25/17	9/1/17 22:57	JMB
Aroclor-1254 [1]	ND	0.084	mg/Kg dry	4		SW-846 8082A	8/25/17	9/1/17 22:57	JMB
Aroclor-1260 [1]	ND	0.084	mg/Kg dry	4		SW-846 8082A	8/25/17	9/1/17 22:57	JMB
Aroclor-1262 [1]	ND	0.084	mg/Kg dry	4		SW-846 8082A	8/25/17	9/1/17 22:57	JMB
Aroclor-1268 [1]	ND	0.084	mg/Kg dry	4		SW-846 8082A	8/25/17	9/1/17 22:57	JMB

Surrogates	% Recovery	Recovery Limits	Flag/Qual	
Decachlorobiphenyl [1]	80.4	30-150		9/1/17 22:57
Decachlorobiphenyl [2]	83.3	30-150		9/1/17 22:57
Tetrachloro-m-xylene [1]	92.6	30-150		9/1/17 22:57
Tetrachloro-m-xylene [2]	84.0	30-150		9/1/17 22:57

con-test® ANALYTICAL LABORATORY
39 Spruce Street * East Longmeadow, MA 01028 * FAX 413/525-6405 * TEL. 413/525-2332

Project Location: Simsbury, CT | Sample Description: | Work Order: 17H1347

Date Received: 8/24/2017

Field Sample #: B-405 | Sampled: 8/23/2017 12:20

Sample ID: 17H1347-08

Sample Matrix: Soil

Petroleum Hydrocarbons Analyses

Analyte	Results	RL	Units	Dilution	Flag/Qual	Method	Date Prepared	Date/Time Analyzed	Analyst
CT ETPH	ND	10	mg/Kg dry	1		CTDEP ETPH	8/28/17	8/29/17 17:52	SCS

Surrogates	% Recovery	Recovery Limits	Flag/Qual				
o-Terphenyl	89.1	50-150				8/29/17 17:52	

con-test® ANALYTICAL LABORATORY
39 Spruce Street * East Longmeadow, MA 01028 * FAX 413/525-6405 * TEL. 413/525-2332

Project Location: Simsbury, CT | Sample Description: | Work Order: 17H1347

Date Received: 8/24/2017

Field Sample #: B-405 | Sampled: 8/23/2017 12:20

Sample ID: 17H1347-08

Sample Matrix: Soil

Conventional Chemistry Parameters by EPA/APHA/SW-846 Methods (Total)

Analyte	Results	RL	Units	Dilution	Flag/Qual	Method	Date Prepared	Date/Time Analyzed	Analyst
% Solids	95.8		% Wt	1		SM 2540G	8/29/17	8/30/17 7:53	MRL

con-test® ANALYTICAL LABORATORY
39 Spruce Street * East Longmeadow, MA 01028 * FAX 413/525-6405 * TEL. 413/525-2332

Project Location: Simsbury, CT | Sample Description: | Work Order: 17H1347

Date Received: 8/24/2017

Field Sample #: B-310A | Sampled: 8/23/2017 14:00

Sample ID: 17H1347-09

Sample Matrix: Soil

Petroleum Hydrocarbons Analyses

Analyte	Results	RL	Units	Dilution	Flag/Qual	Method	Date Prepared	Date/Time Analyzed	Analyst
CT ETPH	120	13	mg/Kg dry	1		CTDEP ETPH	8/28/17	8/29/17 18:09	SCS
Transformer Oil	210	11	mg/Kg dry	1		SW-846 8015C	8/28/17	8/29/17 18:27	SCS

Surrogates	% Recovery	Recovery Limits	Flag/Qual	
o-Terphenyl	51.3	50-150		8/29/17 18:09
o-Terphenyl	80.5	40-140		8/29/17 18:27

con-test® ANALYTICAL LABORATORY
39 Spruce Street * East Longmeadow, MA 01028 * FAX 413/525-6405 * TEL. 413/525-2332

Project Location: Simsbury, CT | Sample Description: | Work Order: 17H1347

Date Received: 8/24/2017

Field Sample #: B-310A | Sampled: 8/23/2017 14:00

Sample ID: 17H1347-09

Sample Matrix: Soil

Conventional Chemistry Parameters by EPA/APHA/SW-846 Methods (Total)

Analyte	Results	RL	Units	Dilution	Flag/Qual	Method	Date Prepared	Date/Time Analyzed	Analyst
% Solids	75.6		% Wt	1		SM 2540G	8/29/17	8/30/17 7:53	MRL

con-test® ANALYTICAL LABORATORY
39 Spruce Street * East Longmeadow, MA 01028 * FAX 413/525-6405 * TEL. 413/525-2332

Project Location: Simsbury, CT | Sample Description: | Work Order: 17H1347

Date Received: 8/24/2017

Field Sample #: B-6A | Sampled: 8/23/2017 15:35

Sample ID: 17H1347-10

Sample Matrix: Soil

Petroleum Hydrocarbons Analyses

Analyte	Results	RL	Units	Dilution	Flag/Qual	Method	Date Prepared	Date/Time Analyzed	Analyst
CT ETPH	ND	10	mg/Kg dry	1		CTDEP ETPH	8/28/17	8/29/17 18:45	SCS
TPH (C9-C36)	ND	8.6	mg/Kg dry	1		SW-846 8015C	8/28/17	8/29/17 19:03	SCS

Surrogates	% Recovery	Recovery Limits	Flag/Qual	
o-Terphenyl	62.7	50-150		8/29/17 18:45
o-Terphenyl	102	40-140		8/29/17 19:03

con-test® ANALYTICAL LABORATORY
39 Spruce Street * East Longmeadow, MA 01028 * FAX 413/525-6405 * TEL. 413/525-2332

Project Location: Simsbury, CT | Sample Description: | Work Order: 17H1347

Date Received: 8/24/2017

Field Sample #: B-6A | Sampled: 8/23/2017 15:35

Sample ID: 17H1347-10

Sample Matrix: Soil

Conventional Chemistry Parameters by EPA/APHA/SW-846 Methods (Total)

Analyte	Results	RL	Units	Dilution	Flag/Qual	Method	Date Prepared	Date/Time Analyzed	Analyst
% Solids	96.9		% Wt	1		SM 2540G	8/29/17	8/30/17 7:53	MRL

con-test® ANALYTICAL LABORATORY
39 Spruce Street * East Longmeadow, MA 01028 * FAX 413/525-6405 * TEL. 413/525-2332

Project Location: Simsbury, CT | Sample Description: | Work Order: 17H1347

Date Received: 8/24/2017

Field Sample #: B-406 | Sampled: 8/23/2017 16:40

Sample ID: 17H1347-11

Sample Matrix: Soil

Polychlorinated Biphenyls with 3540 Soxhlet Extraction

Analyte	Results	RL	Units	Dilution	Flag/Qual	Method	Date Prepared	Date/Time Analyzed	Analyst
Aroclor-1016 [1]	ND	0.085	mg/Kg dry	4		SW-846 8082A	8/25/17	9/1/17 23:14	JMB
Aroclor-1221 [1]	ND	0.085	mg/Kg dry	4		SW-846 8082A	8/25/17	9/1/17 23:14	JMB
Aroclor-1232 [1]	ND	0.085	mg/Kg dry	4		SW-846 8082A	8/25/17	9/1/17 23:14	JMB
Aroclor-1242 [1]	ND	0.085	mg/Kg dry	4		SW-846 8082A	8/25/17	9/1/17 23:14	JMB
Aroclor-1248 [1]	ND	0.085	mg/Kg dry	4		SW-846 8082A	8/25/17	9/1/17 23:14	JMB
Aroclor-1254 [1]	ND	0.085	mg/Kg dry	4		SW-846 8082A	8/25/17	9/1/17 23:14	JMB
Aroclor-1260 [1]	ND	0.085	mg/Kg dry	4		SW-846 8082A	8/25/17	9/1/17 23:14	JMB
Aroclor-1262 [1]	ND	0.085	mg/Kg dry	4		SW-846 8082A	8/25/17	9/1/17 23:14	JMB
Aroclor-1268 [1]	ND	0.085	mg/Kg dry	4		SW-846 8082A	8/25/17	9/1/17 23:14	JMB

Surrogates	% Recovery	Recovery Limits	Flag/Qual	
Decachlorobiphenyl [1]	78.6	30-150		9/1/17 23:14
Decachlorobiphenyl [2]	79.8	30-150		9/1/17 23:14
Tetrachloro-m-xylene [1]	101	30-150		9/1/17 23:14
Tetrachloro-m-xylene [2]	98.6	30-150		9/1/17 23:14

con-test® ANALYTICAL LABORATORY
39 Spruce Street * East Longmeadow, MA 01028 * FAX 413/525-6405 * TEL. 413/525-2332

Project Location: Simsbury, CT | Sample Description: | Work Order: 17H1347

Date Received: 8/24/2017

Field Sample #: B-406 | Sampled: 8/23/2017 16:40

Sample ID: 17H1347-11

Sample Matrix: Soil

Petroleum Hydrocarbons Analyses

Analyte	Results	RL	Units	Dilution	Flag/Qual	Method	Date Prepared	Date/Time Analyzed	Analyst
CT ETPH	17	11	mg/Kg dry	1		CTDEP ETPH	8/28/17	8/30/17 16:43	SCS

Surrogates	% Recovery	Recovery Limits	Flag/Qual	
o-Terphenyl	99.4	50-150		8/30/17 16:43

con-test® ANALYTICAL LABORATORY
39 Spruce Street * East Longmeadow, MA 01028 * FAX 413/525-6405 * TEL. 413/525-2332

Project Location: Simsbury, CT | Sample Description: | Work Order: 17H1347

Date Received: 8/24/2017

Field Sample #: B-406 | Sampled: 8/23/2017 16:40

Sample ID: 17H1347-11

Sample Matrix: Soil

Conventional Chemistry Parameters by EPA/APHA/SW-846 Methods (Total)

Analyte	Results	RL	Units	Dilution	Flag/Qual	Method	Date Prepared	Date/Time Analyzed	Analyst
% Solids	93.8		% Wt	1		SM 2540G	8/29/17	8/30/17 7:53	MRL

con-test® ANALYTICAL LABORATORY
39 Spruce Street * East Longmeadow, MA 01028 * FAX 413/525-6405 * TEL. 413/525-2332

Project Location: Simsbury, CT | Sample Description: | Work Order: 17H1347

Date Received: 8/24/2017

Field Sample #: B-408 | Sampled: 8/23/2017 16:55

Sample ID: 17H1347-13

Sample Matrix: Soil

Polychlorinated Biphenyls with 3540 Soxhlet Extraction

Analyte	Results	RL	Units	Dilution	Flag/Qual	Method	Date Prepared	Date/Time Analyzed	Analyst
Aroclor-1016 [1]	ND	0.084	mg/Kg dry	4		SW-846 8082A	8/25/17	9/1/17 23:32	JMB
Aroclor-1221 [1]	ND	0.084	mg/Kg dry	4		SW-846 8082A	8/25/17	9/1/17 23:32	JMB
Aroclor-1232 [1]	ND	0.084	mg/Kg dry	4		SW-846 8082A	8/25/17	9/1/17 23:32	JMB
Aroclor-1242 [1]	ND	0.084	mg/Kg dry	4		SW-846 8082A	8/25/17	9/1/17 23:32	JMB
Aroclor-1248 [1]	ND	0.084	mg/Kg dry	4		SW-846 8082A	8/25/17	9/1/17 23:32	JMB
Aroclor-1254 [1]	ND	0.084	mg/Kg dry	4		SW-846 8082A	8/25/17	9/1/17 23:32	JMB
Aroclor-1260 [1]	ND	0.084	mg/Kg dry	4		SW-846 8082A	8/25/17	9/1/17 23:32	JMB
Aroclor-1262 [1]	ND	0.084	mg/Kg dry	4		SW-846 8082A	8/25/17	9/1/17 23:32	JMB
Aroclor-1268 [1]	ND	0.084	mg/Kg dry	4		SW-846 8082A	8/25/17	9/1/17 23:32	JMB

Surrogates	% Recovery	Recovery Limits	Flag/Qual	
Decachlorobiphenyl [1]	79.6	30-150		9/1/17 23:32
Decachlorobiphenyl [2]	81.1	30-150		9/1/17 23:32
Tetrachloro-m-xylene [1]	108	30-150		9/1/17 23:32
Tetrachloro-m-xylene [2]	110	30-150		9/1/17 23:32

con-test® ANALYTICAL LABORATORY
39 Spruce Street * East Longmeadow, MA 01028 * FAX 413/525-6405 * TEL. 413/525-2332

Project Location: Simsbury, CT | Sample Description: | Work Order: 17H1347

Date Received: 8/24/2017

Field Sample #: B-408 | Sampled: 8/23/2017 16:55

Sample ID: 17H1347-13

Sample Matrix: Soil

Petroleum Hydrocarbons Analyses

Analyte	Results	RL	Units	Dilution	Flag/Qual	Method	Date Prepared	Date/Time Analyzed	Analyst
CT ETPH	ND	10	mg/Kg dry	1		CTDEP ETPH	8/28/17	8/29/17 19:20	SCS

Surrogates	% Recovery	Recovery Limits	Flag/Qual				
o-Terphenyl	99.0	50-150				8/29/17 19:20	

con-test® ANALYTICAL LABORATORY
39 Spruce Street * East Longmeadow, MA 01028 * FAX 413/525-6405 * TEL. 413/525-2332

Project Location: Simsbury, CT | Sample Description: | Work Order: 17H1347

Date Received: 8/24/2017

Field Sample #: B-408 | Sampled: 8/23/2017 16:55

Sample ID: 17H1347-13

Sample Matrix: Soil

Conventional Chemistry Parameters by EPA/APHA/SW-846 Methods (Total)

Analyte	Results	RL	Units	Dilution	Flag/Qual	Method	Date Prepared	Date/Time Analyzed	Analyst
% Solids	95.8		% Wt	1		SM 2540G	8/29/17	8/30/17 7:53	MRL

con-test® ANALYTICAL LABORATORY
39 Spruce Street * East Longmeadow, MA 01028 * FAX 413/525-6405 * TEL. 413/525-2332

Sample Extraction Data

Prep Method: SW-846 3546-CTDEP ETPH

Lab Number [Field ID]	Batch	Initial [g]	Final [mL]	Date
17H1347-01 [B-220A]	B185028	30.0	1.00	08/28/17
17H1347-02 [B-219A]	B185028	30.0	2.00	08/28/17
17H1347-03 [B-218A]	B185028	30.0	1.00	08/28/17
17H1347-04 [B-401]	B185028	30.0	1.00	08/28/17
17H1347-06 [B-403]	B185028	30.0	1.00	08/28/17
17H1347-08 [B-405]	B185028	30.0	1.00	08/28/17
17H1347-09 [B-310A]	B185028	15.0	0.500	08/28/17
17H1347-10 [B-6A]	B185028	15.0	0.500	08/28/17
17H1347-11 [B-406]	B185028	30.0	1.00	08/28/17
17H1347-13 [B-408]	B185028	30.0	1.00	08/28/17

Prep Method: % Solids-SM 2540G

Lab Number [Field ID]	Batch	Date
17H1347-01 [B-220A]	B185123	08/29/17
17H1347-02 [B-219A]	B185123	08/29/17
17H1347-03 [B-218A]	B185123	08/29/17
17H1347-04 [B-401]	B185123	08/29/17
17H1347-06 [B-403]	B185123	08/29/17
17H1347-08 [B-405]	B185123	08/29/17
17H1347-09 [B-310A]	B185123	08/29/17
17H1347-10 [B-6A]	B185123	08/29/17
17H1347-11 [B-406]	B185123	08/29/17
17H1347-13 [B-408]	B185123	08/29/17

Prep Method: SW-846 3546-SW-846 8015C

Lab Number [Field ID]	Batch	Initial [g]	Final [mL]	Date
17H1347-09 [B-310A]	B185028	15.0	0.500	08/28/17
17H1347-10 [B-6A]	B185028	15.0	0.500	08/28/17

Prep Method: SW-846 3540C-SW-846 8082A

Lab Number [Field ID]	Batch	Initial [g]	Final [mL]	Date
17H1347-01 [B-220A]	B184962	10.0	10.0	08/25/17
17H1347-02 [B-219A]	B184962	10.0	10.0	08/25/17
17H1347-03 [B-218A]	B184962	10.0	10.0	08/25/17
17H1347-04 [B-401]	B184962	10.0	10.0	08/25/17
17H1347-06 [B-403]	B184962	10.0	10.0	08/25/17
17H1347-08 [B-405]	B184962	10.0	10.0	08/25/17
17H1347-11 [B-406]	B184962	10.0	10.0	08/25/17
17H1347-13 [B-408]	B184962	10.0	10.0	08/25/17

con-test® ANALYTICAL LABORATORY
39 Spruce Street * East Longmeadow, MA 01028 * FAX 413/525-6405 * TEL. 413/525-2332

QUALITY CONTROL

Polychlorinated Biphenyls with 3540 Soxhlet Extraction - Quality Control

Analyte	Result	Reporting Limit	Units	Spike Level	Source Result	%REC	%REC Limits	RPD	RPD Limit	Notes
Batch B184962 - SW-846 3540C										
Blank (B184962-BLK1)				Prepared: 08/25/17 Analyzed: 08/28/17						
Aroclor-1016	ND	0.020	mg/Kg wet							
Aroclor-1016 [2C]	ND	0.020	mg/Kg wet							
Aroclor-1221	ND	0.020	mg/Kg wet							
Aroclor-1221 [2C]	ND	0.020	mg/Kg wet							
Aroclor-1232	ND	0.020	mg/Kg wet							
Aroclor-1232 [2C]	ND	0.020	mg/Kg wet							
Aroclor-1242	ND	0.020	mg/Kg wet							
Aroclor-1242 [2C]	ND	0.020	mg/Kg wet							
Aroclor-1248	ND	0.020	mg/Kg wet							
Aroclor-1248 [2C]	ND	0.020	mg/Kg wet							
Aroclor-1254	ND	0.020	mg/Kg wet							
Aroclor-1254 [2C]	ND	0.020	mg/Kg wet							
Aroclor-1260	ND	0.020	mg/Kg wet							
Aroclor-1260 [2C]	ND	0.020	mg/Kg wet							
Aroclor-1262	ND	0.020	mg/Kg wet							
Aroclor-1262 [2C]	ND	0.020	mg/Kg wet							
Aroclor-1268	ND	0.020	mg/Kg wet							
Aroclor-1268 [2C]	ND	0.020	mg/Kg wet							
Surrogate: Decachlorobiphenyl	*0.207*		mg/Kg wet	0.200		104	30-150			
Surrogate: Decachlorobiphenyl [2C]	*0.195*		mg/Kg wet	0.200		97.4	30-150			
Surrogate: Tetrachloro-m-xylene	*0.195*		mg/Kg wet	0.200		97.4	30-150			
Surrogate: Tetrachloro-m-xylene [2C]	*0.156*		mg/Kg wet	0.200		78.1	30-150			
LCS (B184962-BS1)				Prepared: 08/25/17 Analyzed: 08/28/17						
Aroclor-1016	0.20	0.020	mg/Kg wet	0.200		99.2	40-140			
Aroclor-1016 [2C]	0.19	0.020	mg/Kg wet	0.200		96.3	40-140			
Aroclor-1260	0.19	0.020	mg/Kg wet	0.200		96.6	40-140			
Aroclor-1260 [2C]	0.21	0.020	mg/Kg wet	0.200		103	40-140			
Surrogate: Decachlorobiphenyl	*0.209*		mg/Kg wet	0.200		104	30-150			
Surrogate: Decachlorobiphenyl [2C]	*0.197*		mg/Kg wet	0.200		98.4	30-150			
Surrogate: Tetrachloro-m-xylene	*0.197*		mg/Kg wet	0.200		98.7	30-150			
Surrogate: Tetrachloro-m-xylene [2C]	*0.162*		mg/Kg wet	0.200		80.8	30-150			
LCS Dup (B184962-BSD1)				Prepared: 08/25/17 Analyzed: 08/28/17						
Aroclor-1016	0.19	0.020	mg/Kg wet	0.200		97.2	40-140	1.96	30	
Aroclor-1016 [2C]	0.19	0.020	mg/Kg wet	0.200		93.5	40-140	2.92	30	
Aroclor-1260	0.19	0.020	mg/Kg wet	0.200		96.1	40-140	0.490	30	
Aroclor-1260 [2C]	0.21	0.020	mg/Kg wet	0.200		104	40-140	0.330	30	
Surrogate: Decachlorobiphenyl	*0.209*		mg/Kg wet	0.200		104	30-150			
Surrogate: Decachlorobiphenyl [2C]	*0.199*		mg/Kg wet	0.200		99.4	30-150			
Surrogate: Tetrachloro-m-xylene	*0.190*		mg/Kg wet	0.200		95.0	30-150			
Surrogate: Tetrachloro-m-xylene [2C]	*0.154*		mg/Kg wet	0.200		76.8	30-150			

con-test® ANALYTICAL LABORATORY
39 Spruce Street * East Longmeadow, MA 01028 * FAX 413/525-6405 * TEL. 413/525-2332

QUALITY CONTROL

Petroleum Hydrocarbons Analyses - Quality Control

Analyte	Result	Reporting Limit	Units	Spike Level	Source Result	%REC	%REC Limits	RPD	RPD Limit	Notes
Batch B185028 - SW-846 3546										
Blank (B185028-BLK1)				Prepared: 08/28/17 Analyzed: 08/29/17						
CT ETPH	ND	10	mg/Kg wet							
Fuel Oil #2	ND	8.3	mg/Kg wet							
TPH (C9-C36)	ND	8.3	mg/Kg wet							
Surrogate: o-Terphenyl	*3.17*		mg/Kg wet	3.33		95.1	40-140			
Surrogate: o-Terphenyl	*3.23*		mg/Kg wet	3.33		96.8	50-150			
LCS (B185028-BS1)				Prepared: 08/28/17 Analyzed: 08/29/17						
CT ETPH	29.6	10	mg/Kg wet	33.3		88.8	60-120			
Fuel Oil #2	30.1	8.3	mg/Kg wet	33.3		90.2	40-140			
Surrogate: o-Terphenyl	*3.18*		mg/Kg wet	3.33		95.5	40-140			
Surrogate: o-Terphenyl	*3.24*		mg/Kg wet	3.33		97.3	50-150			
LCS Dup (B185028-BSD1)				Prepared: 08/28/17 Analyzed: 08/29/17						
CT ETPH	29.9	10	mg/Kg wet	33.3		89.7	60-120	1.00	30	
Fuel Oil #2	30.4	8.3	mg/Kg wet	33.3		91.1	40-140	0.995	25	
Surrogate: o-Terphenyl	*3.27*		mg/Kg wet	3.33		98.2	40-140			
Surrogate: o-Terphenyl	*3.33*		mg/Kg wet	3.33		100	50-150			
Matrix Spike (B185028-MS1)	**Source: 17H1347-01**			Prepared: 08/28/17 Analyzed: 08/29/17						
CT ETPH	31.7	11	mg/Kg dry	35.5	7.35	68.5	50-150			
Surrogate: o-Terphenyl	*3.26*		mg/Kg dry	3.55		91.8	50-150			
Matrix Spike Dup (B185028-MSD1)	**Source: 17H1347-01**			Prepared: 08/28/17 Analyzed: 08/29/17						
CT ETPH	32.8	11	mg/Kg dry	35.5	7.35	71.7	50-150	3.51	30	
Surrogate: o-Terphenyl	*3.43*		mg/Kg dry	3.55		96.6	50-150			

con-test® ANALYTICAL LABORATORY
39 Spruce Street * East Longmeadow, MA 01028 * FAX 413/525-6405 * TEL. 413/525-2332

FLAG/QUALIFIER SUMMARY

*	QC result is outside of established limits.
†	Wide recovery limits established for difficult compound.
‡	Wide RPD limits established for difficult compound.
#	Data exceeded client recommended or regulatory level
ND	Not Detected
RL	Reporting Limit
DL	Method Detection Limit
MCL	Maximum Contaminant Level

Percent recoveries and relative percent differences (RPDs) are determined by the software using values in the calculation which have not been rounded.

No results have been blank subtracted unless specified in the case narrative section.

39 Spruce Street * East Longmeadow, MA 01028 * FAX 413/525-6405 * TEL. 413/525-2332

CERTIFICATIONS

Certified Analyses included in this Report

Analyte	Certifications
CTDEP ETPH in Soil	
CT ETPH	CT
SW-846 8082A in Soil	
Aroclor-1016	CT,NH,NY,ME,NC,VA
Aroclor-1016 [2C]	CT,NH,NY,ME,NC,VA
Aroclor-1221	CT,NH,NY,ME,NC,VA
Aroclor-1221 [2C]	CT,NH,NY,ME,NC,VA
Aroclor-1232	CT,NH,NY,ME,NC,VA
Aroclor-1232 [2C]	CT,NH,NY,ME,NC,VA
Aroclor-1242	CT,NH,NY,ME,NC,VA
Aroclor-1242 [2C]	CT,NH,NY,ME,NC,VA
Aroclor-1248	CT,NH,NY,ME,NC,VA
Aroclor-1248 [2C]	CT,NH,NY,ME,NC,VA
Aroclor-1254	CT,NH,NY,ME,NC,VA
Aroclor-1254 [2C]	CT,NH,NY,ME,NC,VA
Aroclor-1260	CT,NH,NY,ME,NC,VA
Aroclor-1260 [2C]	CT,NH,NY,ME,NC,VA
Aroclor-1262	NY,NC,VA
Aroclor-1262 [2C]	NY,NC,VA
Aroclor-1268	NY,NC,VA
Aroclor-1268 [2C]	NY,NC,VA

The CON-TEST Environmental Laboratory operates under the following certifications and accreditations:

Code	Description	Number	Expires
AIHA	AIHA-LAP, LLC - ISO17025:2005	100033	02/1/2018
MA	Massachusetts DEP	M-MA100	06/30/2018
CT	Connecticut Department of Publilc Health	PH-0567	09/30/2017
NY	New York State Department of Health	10899 NELAP	04/1/2018
NH-S	New Hampshire Environmental Lab	2516 NELAP	02/5/2018
RI	Rhode Island Department of Health	LAO00112	12/30/2017
NC	North Carolina Div. of Water Quality	652	12/31/2017
NJ	New Jersey DEP	MA007 NELAP	06/30/2018
FL	Florida Department of Health	E871027 NELAP	06/30/2018
VT	Vermont Department of Health Lead Laboratory	LL015036	07/30/2018
ME	State of Maine	2011028	06/9/2019
VA	Commonwealth of Virginia	460217	12/14/2017
NH-P	New Hampshire Environmental Lab	2557 NELAP	09/6/2017
VT-DW	Vermont Department of Health Drinking Water	VT-255716	06/12/2018
NC-DW	North Carolina Department of Health	25703	07/31/2018

con-test ANALYTICAL LABORATORY

17H1347

Phone: 413-525-2332
Fax: 413-525-6405
Email: info@contestlabs.com

http://www.contestlabs.com

Doc # 381 Rev 1_03242017

CHAIN OF CUSTODY RECORD

39 Spruce Street
East Longmeadow, MA 01028

Page 1 of 2

Company Name: Weston & Sampson
Address: 273 Dividend Road, Rocky Hill CT 06067
Phone: 860-513-1473
Project Name: Simsbury AWC
Project Location: Simsbury CT
Project Number:
Project Manager: Zoe Belcher, Jeff Wilson
Con-Test Quote Name/Number:
Invoice Recipient:
Sampled By: Gabriella Pagliuca

Requested Turnaround Time
7-Day ☐ 10-Day ☐
Due Date: 5-day

Rush-Approval Required
1-Day ☐ 3-Day ☐
2-Day ☐ 4-Day ☐

Data Delivery
Format: PDF ☒ EXCEL ☒
Other: WilsonJ@wseinc.com
CLP Like Data Pkg Required: ☐
Email To: belcherz@wseinc.com
Fax To #:

Con-Test Work Order#	Client Sample ID / Description	Beginning Date/Time	Ending Date/Time	Composite	Grab	Matrix Code	Conc Code	CT ETPH	Petroleum fingerprint	PCBs	Hold*	# of Containers	Preservation Code	Container Code
1	B-220A	8/23/17	10:15		X	S	U	X		X				
2	B-219A	8/23/17	10:30		X	S	U	X		X				
3	B-218A	8/23/17	1100		X	S	U	X		X				
4	B-401	8/23/17	1120		X	S	U	X		X				
5	B-402	8/23/17	1140		X	S	U	[illegible]		[illegible]	X			
6	B-403	8/23/17	1200		X	S	U	X		X				
7	B-404	8/23/17	1210		X	S	U	[illegible]		[illegible]	X			
8	B-405	8/23/17	1220		X	S	U	X		X				
9	B-310A	8/23/17	1400		X	S	U	X	X					
10	B-6A	8/23/17	1535		X	S	U	X	X					

ANALYSIS REQUESTED

Comments:
* Samples mark as hold, are to be held for future analysis Petroleum fingerprint for ETPH

Please use the following codes to indicate possible sample concentration within the **Conc Code** column above:
H - High; M - Medium; L - Low; C - Clean; U - Unknown

Dissolved Metals Samples
○ Field Filtered
○ Lab to Filter

Orthophosphate Samples
○ Field Filtered
○ Lab to Filter

[1] **Matrix Codes:**
GW = Ground Water
WW = Waste Water
DW = Drinking Water
A = Air
S = Soil
SL = Sludge
SOL = Solid
O = Other (please define)

[2] **Preservation Codes:**
I = Iced
H = HCL
M = Methanol
N = Nitric Acid
S = Sulfuric Acid
B = Sodium Bisulfate
X = Sodium Hydroxide
T = Sodium Thiosulfate
O = Other (please define)

[3] **Container Codes:**
A = Amber Glass
G = Glass
P = Plastic
ST = Sterile
V = Vial
S = Summa Canister
T = Tedlar Bag
O = Other (please define)

Relinquished by: (signature)	Date/Time:	
Received by: (signature)	Date/Time: 8-24-17 2:57	
Relinquished by: (signature)	Date/Time: 8-24-17 6:25	
Received by: (signature)	Date/Time: 8/24/17 1825	
Relinquished by: (signature)	Date/Time:	
Received by: (signature)	Date/Time:	

Detection Limit Requirements
MA
CT RES I/C DEC
I-A PMC
Other

Special Requirements
☐ MA MCP Required
MCP Certification Form Required
☒ CT RCP Required
RCP Certification Form Required
☐ MA State DW Required
PWSID #

con-test ANALYTICAL LABORATORY
www.contestlabs.com
NELAC and AIHA-LAP, LLC Accredited

Project Entity
☐ Government ☐ Municipality ☐ MWRA ☐ WRTA
☐ Federal ☐ 21 J ☐ School
☐ City ☐ Brownfield ☐ MBTA

Other
☐ Chromatogram
☐ AIHA-LAP,LLC

PCB ONLY
☒ Soxhlet
☐ Non Soxhlet

Table of Contents

con-test ANALYTICAL LABORATORY
Phone: 413-525-2332
Fax: 413-525-6405
Email: info@contestlabs.com
http://www.contestlabs.com
39 Spruce Street
East Longmeadow, MA 01028

17H1347

Doc # 381 Rev 1_03242017

CHAIN OF CUSTODY RECORD

Company Name: Weston & Sampson
Address: 273 Dividend Road, Rocky Hill CT 06067
Phone: 860-513-1473
Project Name: Simsbury AWC
Project Location: Simsbury CT
Project Number:
Project Manager: Zoe Belcher, Jeff Willson
Con-Test Quote Name/Number:
Invoice Recipient:
Sampled By: Gabriella Pagliuca

Requested Turnaround Time
7-Day ☐ 10-Day ☐
Due Date: 5-day

Rush-Approval Required
1-Day ☐ 3-Day ☐
2-Day ☐ 4-Day ☐

Data Delivery
Format: PDF ☒ EXCEL ☒
Other: willsonj@wseinc.com
CLP Like Data Pkg Required: ☐
Email To: belcherz@wseinc.com
Fax To #:

Con-Test Work Order#	Client Sample ID / Description	Beginning Date/Time	Ending Date/Time	Composite	Grab	Matrix Code	Conc Code	CT ETPH	PBCs	HOLD*
11	B-406	8/23/17	1640		X	S	U	X	X	
12	B-407	8/23/17	1650		X	S	U	X	X	X
13	B-403	8/23/17	1655		X	S	U	X	X	

ANALYSIS REQUESTED

# of Containers
² Preservation Code
³ Container Code

Dissolved Metals Samples
○ Field Filtered
○ Lab to Filter

Orthophosphate Samples
○ Field Filtered
○ Lab to Filter

Comments:
*Samples marked as hold, are to be held for future analysis

Please use the following codes to indicate possible sample concentration within the Conc Code column above:
H - High; M - Medium; L - Low; C - Clean; U - Unknown

¹ **Matrix Codes:**
GW = Ground Water
WW = Waste Water
DW = Drinking Water
A = Air
S = Soil
SL = Sludge
SOL = Solid
O = Other (please define)

² **Preservation Codes:**
I = Iced
H = HCL
M = Methanol
N = Nitric Acid
S = Sulfuric Acid
B = Sodium Bisulfate
X = Sodium Hydroxide
T = Sodium Thiosulfate
O = Other (please define)

³ **Container Codes:**
A = Amber Glass
G = Glass
P = Plastic
ST = Sterile
V = Vial
S = Summa Canister
T = Tedlar Bag
O = Other (please define)

	Date/Time:
Relinquished by: (signature)	
Received by: (signature)	8-24-17 2:57
Relinquished by: (signature)	8-24-17 6:15
Received by: (signature)	8/24/17 1825.
Relinquished by: (signature)	
Received by: (signature)	

Detection Limit Requirements
MA
CT: RES I/C DEC
GA PMC
Other:
PWSID #

Special Requirements
☐ MA MCP Required
MCP Certification Form Required
☒ CT RCP Required
RCP Certification Form Required
☐ MA State [illegible] required

con-test ANALYTICAL LABORATORY www.contestlabs.com
NELAC and AIHA-LAP, LLC Accredited

Project Entity
☐ Government ☐ Municipality ☐ MWRA ☐ WRTA
☐ Federal ☐ 21 J ☐ School
☐ City ☐ Brownfield ☐ MBTA

Other
☐ Chromatogram
☐ AIHA-LAP,LLC

PCB ONLY
☒ Soxhlet
☐ Non Soxhlet

Table of Contents

39 Spruce St.
East Longmeadow, MA. 01028
P: 413-525-2332
F: 413-525-6405
www.contestlabs.com

con-test® ANALYTICAL LABORATORY

Doc# 277 Rev 5 2017

Login Sample Receipt Checklist - (Rejection Criteria Listing - Using Acceptance Policy) Any False Statement will be brought to the attention of the Client - State True or False

Client Weston & Sampson

Received By A.F Date 8/24/17 Time 1825

How were the samples received? In Cooler T No Cooler ____ On Ice T No Ice ____
Direct from Sampling ____ Ambient ____ Melted Ice ____

Were samples within Temperature? 2-6°C T By Gun # 1 Actual Temp - 5.4
By Blank # ____ Actual Temp - ____

Was Custody Seal Intact? N/A Were Samples Tampered with? N/A
Was COC Relinquished ? T Does Chain Agree With Samples? T
Are there broken/leaking/loose caps on any samples? F
Is COC in ink/ Legible? T Were samples received within holding time? T
Did COC include all pertinent Information? Client T Analysis T Sampler Name T
Project T ID's T Collection Dates/Times T
Are Sample labels filled out and legible? T
Are there Lab to Filters? N/A Who was notified? N/A
Are there Rushes? N/A Who was notified? N/A
Are there Short Holds? N/A Who was notified? N/A
Is there enough Volume? T
Is there Headspace where applicable? N/A MS/MSD? N/A
Proper Media/Containers Used? T Is splitting samples required? N/A
Were trip blanks received? N/A On COC? ____
Do all samples have the proper pH? N/A Acid ____ Base ____

Vials	#	Containers:	#		#		#
Unp-		1 Liter Amb.		1 Liter Plastic		16 oz Amb.	
HCL-		500 mL Amb.		500 mL Plastic		8oz Amb/Clear	39
Meoh-		250 mL Amb.		250 mL Plastic		4oz Amb/Clear	
Bisulfate-		Col./Bacteria		Flashpoint		2oz Amb/Clear	
DI-		Other Plastic		Other Glass		Encore	
Thiosulfate-		SOC Kit		Plastic Bag		Frozen:	
Sulfuric-		Perchlorate		Ziplock			

Unused Media

Vials	#	Containers:	#		#		#
Unp-		1 Liter Amb.		1 Liter Plastic		16 oz Amb.	
HCL-		500 mL Amb.		500 mL Plastic		8oz Amb/Clear	
Meoh-		250 mL Amb.		250 mL Plastic		4oz Amb/Clear	
Bisulfate-		Col./Bacteria		Flashpoint		2oz Amb/Clear	
DI-		Other Plastic		Other Glass		Encore	
Thiosulfate-		SOC Kit		Plastic Bag		Frozen:	
Sulfuric-		Perchlorate		Ziplock			

Comments:

D:\HPCHEM\1\DATA\A082917\A0829006.D

CT ETPH DISCRIMINATION CHECK

Date Acquired	8/29/17
Data File Name	A0829006.D
Sample Name	ETPH 1500
Instrument Name	5890DFID

Compound	Ret Time	Target Response	Average Response	*%D +/- 20
c - 9	1.29	477898	512295	-7
c - 10	1.64	480366	512295	-6
c - 12	2.37	487437	512295	-5
c - 14	3.05	490701	512295	-4
c - 16	3.65	499055	512295	-3
c - 18	4.29	495647	512295	-3
o-Terphenyl	4.57	552142	512295	
c - 20	4.89	506081	512295	-1
c - 22	5.40	520880	512295	2
c - 24	5.84	493441	512295	-4
c - 26	6.23	531004	512295	4
c - 28	6.59	534863	512295	4
c - 30	6.93	537288	512295	5
c - 32	7.24	530664	512295	4
c - 34	7.54	543081	512295	6
c - 36	7.88	556015	512295	9

* One compound allowed %D </= 50%

Samples

17H1347-01
17H1347-04
17H1347-06
17H1347-08
17H1347-09
17H1347-10
17H1347-13

D:\HPCHEM\1\DATA\A082917\A0829060.D

CT ETPH DISCRIMINATION CHECK

Date Acquired	8/29/17
Data File Name	A0829060.D
Sample Name	ETPH 1500
Instrument Name	5890DFID

Compound	Ret Time	Target Response	Average Response	*%D +/- 20
c - 9	1.29	464983	508373	-9
c - 10	1.64	467990	508373	-8
c - 12	2.37	475720	508373	-6
c - 14	3.04	482483	508373	-5
c - 16	3.65	494919	508373	-3
c - 18	4.29	494099	508373	-3
o-Terphenyl	4.57	550589	508373	
c - 20	4.89	506662	508373	0
c - 22	5.40	521690	508373	3
c - 24	5.84	494467	508373	-3
c - 26	6.23	529960	508373	4
c - 28	6.59	532665	508373	5
c - 30	6.93	537711	508373	6
c - 32	7.24	532127	508373	5
c - 34	7.54	542179	508373	7
c - 36	7.88	547936	508373	8

* One compound allowed %D </= 50%

Samples

17H1292-09@50X
17H1292-01@250X
17H1292-04@25X
17H1292-05@50X
17H1292-02@50X
17H1292-06@10X
17H1292-07@10X
17H1292-08@20X
17H1414-01@5X
17H1425-03@5X

D:\HPCHEM\1\DATA\A083017\A0830006.D

CT ETPH DISCRIMINATION CHECK

Date Acquired	8/30/17
Data File Name	A0830006.D
Sample Name	ETPH 1500
Instrument Name	5890DFID

Compound	Ret Time	Target Response	Average Response	*%D +/- 20
c - 9	1.29	522711	569928	-8
c - 10	1.64	530013	569928	-7
c - 12	2.37	539159	569928	-5
c - 14	3.04	545309	569928	-4
c - 16	3.65	556904	569928	-2
c - 18	4.28	553370	569928	-3
o-Terphenyl	4.56	629562	569928	
c - 20	4.89	565480	569928	-1
c - 22	5.39	581110	569928	2
c - 24	5.84	550578	569928	-3
c - 26	6.23	591217	569928	4
c - 28	6.59	597171	569928	5
c - 30	6.93	607565	569928	7
c - 32	7.24	604413	569928	6
c - 34	7.53	607546	569928	7
c - 36	7.88	596375	569928	5

* One compound allowed %D </= 50%

Samples

17H1395-03@5X
17H1435-02
17H1435-03
17H1435-05
17H1423-01
17H1414-02
17H1347-11
17H1347-03
17H1435-04

D:\HPCHEM\1\DATA\A083017.SEC\A0830007.D

CT ETPH DISCRIMINATION CHECK

Date Acquired	8/30/17
Data File Name	A0830007.D
Sample Name	ETPH 1500
Instrument Name	5890DFID

Compound	Ret Time	Target Response	Average Response	*%D +/- 20
c - 9	1.28	536009	561868	-5
c - 10	1.63	546868	561868	-3
c - 12	2.35	562741	561868	0
c - 14	3.01	572504	561868	2
c - 16	3.61	583340	561868	4
c - 18	4.23	574134	561868	2
o-Terphenyl	4.51	645052	561868	
c - 20	4.83	578397	561868	3
c - 22	5.34	583788	561868	4
c - 24	5.78	542018	561868	-4
c - 26	6.17	568994	561868	1
c - 28	6.53	561952	561868	0
c - 30	6.86	560186	561868	0
c - 32	7.17	549365	561868	-2
c - 34	7.46	553329	561868	-2
c - 36	7.78	554399	561868	-1

* One compound allowed %D </= 50%

Samples

17H1347-02@5X

REASONABLE CONFIDENCE PROTOCOL
LABORATORY ANALYSIS QA/QC CERTIFICATION FORM

Laboratory Name: Con-Test Analytical Laboratory

Client: Weston & Sampson

Project Location: Simsbury, CT

Project Number: 17H1347

Laboratory Sample ID(s):
17H1347-01 thru 17H1347-13

Sample Date(s):
08/23/2017

List RCP Methods Used:
CTDEP ETPH, SW-846 8082A

1	For each analytical method referenced in this laboratory report package, were all specified QA/QC performance criteria followed, including the requirement to explain any criteria falling outside of acceptable guidelines, as specified in the CTDEP method-specific Reasonable Confidence Protocol documents?	☑ Yes ☐ No
1A	Were the method specified preservation and holding time requirements met?	☑ Yes ☐ No
1B	VPH and EPH Methods only: Was the VPH and EPH method conducted without significant modifications (see Section 11.3 of respective RCP methods)?	☐ Yes ☐ No ☑ N/A
2	Were all samples received by the laboratory in a condition consistent with that described on the associated chain-of-custody document(s)?	☑ Yes ☐ No
3	Were samples received at an appropriate temperature (< 6 degrees C.)?	☑ Yes ☐ No ☐ N/A
4	Were all QA/QC performance criteria specified in the CTDEP Reasonable Confidence Protocol documents achieved?	☑ Yes ☐ No
5A	Were reporting limits specified or referenced on the chain-of-custody?	☑ Yes ☐ No
5B	Were these reporting limits met?	☑ Yes ☐ No
6	For each analytical method referenced in this laboratory report package, were results reported for all constituents identified in the method-specific analyte lists presented in the Reasonable Confidence Protocol documents?	☑ Yes ☐ No
7	Are project-specific matrix spikes and laboratory duplicates included in this data set?	☑ Yes ☐ No

Notes: For all questions to which the response was "No" (with the exception of question #7), additional information must be provided in an attached narrative. If the answer to question #1, #1A, or #1B is "No", the data package does not meet the requirements for "Reasonable Confidence."
This form may not be altered and all questions must be answered.

I, the undersigned, attest under the pains and penalties of perjury that, to the best of my knowledge and belief and based upon my personal inquiry of those responsible for providing the information contained in this analytical report, such information is accurate and complete.

Authorized Signature: Tod Kopyscinski **Position:** Laboratory Director

Printed Name: Tod E. Kopyscinski **Date:** 09/05/17

Name of Laboratory: Con-Test Analytical Laboratory

This certification form is to be used for RCP methods only.

con-test® ANALYTICAL LABORATORY
39 Spruce Street * East Longmeadow, MA 01028 * FAX 413/525-6405 * TEL. 413/525-2332

September 26, 2017

Laura Yellen
Weston & Sampson
273 Dividend Road
Rocky Hill, CT 06067

Project Location: 34 Hopmeadow St., Simsbury, CT
Client Job Number:
Project Number: [none]
Laboratory Work Order Number: 17I0908

Enclosed are results of analyses for samples received by the laboratory on September 20, 2017. If you have any questions concerning this report, please feel free to contact me.

Sincerely,



James M. Georgantas
Project Manager

Table of Contents

Sample Summary 4

Case Narrative 6

Sample Results 7

17I0908-01 7

17I0908-02 10

17I0908-03 13

17I0908-04 16

17I0908-05 19

17I0908-06 21

17I0908-07 23

17I0908-08 25

17I0908-09 27

17I0908-10 29

17I0908-11 31

17I0908-12 34

17I0908-13 36

17I0908-14 38

17I0908-15 40

17I0908-16 43

17I0908-17 45

17I0908-18 47

17I0908-19 49

17I0908-20 51

17I0908-21 53

17I0908-22 55

Table of Contents (continued)

Sample Preparation Information 58

QC Data 60

Polychlorinated Biphenyls with 3540 Soxhlet Extraction 60

B186715 60

Petroleum Hydrocarbons Analyses 61

B186755 61

B186756 61

Conventional Chemistry Parameters by EPA/APHA/SW-846 Methods (Total) 62

B186737 62

Dual Column RPD Report 63

Flag/Qualifier Summary 65

Certifications 66

Chain of Custody/Sample Receipt 67

con-test® ANALYTICAL LABORATORY
39 Spruce Street * East Longmeadow, MA 01028 * FAX 413/525-6405 * TEL. 413/525-2332

Weston & Sampson
273 Dividend Road
Rocky Hill, CT 06067
ATTN: Laura Yellen

REPORT DATE: 9/26/2017

PURCHASE ORDER NUMBER:

PROJECT NUMBER: [none]

ANALYTICAL SUMMARY

WORK ORDER NUMBER: 17I0908

The results of analyses performed on the following samples submitted to the CON-TEST Analytical Laboratory are found in this report.

PROJECT LOCATION: 34 Hopmeadow St., Simsbury, CT

FIELD SAMPLE #	LAB ID:	MATRIX	SAMPLE DESCRIPTION	TEST	SUB LAB
B-228A 1-3	17I0908-01	Soil		CTDEP ETPH	
				SM 2540G	
				SW-846 8082A	
B-228A 3-5	17I0908-02	Soil		CTDEP ETPH	
				SM 2540G	
				SW-846 8082A	
B-501 1-3	17I0908-03	Soil		CTDEP ETPH	
				SM 2540G	
				SW-846 8082A	
B-502 1-3	17I0908-04	Soil		CTDEP ETPH	
				SM 2540G	
				SW-846 8082A	
B-220A 1-3	17I0908-05	Soil		CTDEP ETPH	
				SM 2540G	
B-220A 3-5	17I0908-06	Soil		CTDEP ETPH	
				SM 2540G	
B-503 1-3	17I0908-07	Soil		CTDEP ETPH	
				SM 2540G	
B-219A 1-3	17I0908-08	Soil		CTDEP ETPH	
				SM 2540G	
B-219A 3-5	17I0908-09	Soil		CTDEP ETPH	
				SM 2540G	
B-504 1-3	17I0908-10	Soil		CTDEP ETPH	
				SM 2540G	
B-505 1-3	17I0908-11	Soil		CTDEP ETPH	
				SM 2540G	
				SW-846 8082A	
B-218A 1-3	17I0908-12	Soil		CTDEP ETPH	
				SM 2540G	
B-218A 3-5	17I0908-13	Soil		CTDEP ETPH	
				SM 2540G	
B-506 1-3	17I0908-14	Soil		CTDEP ETPH	
				SM 2540G	
B-507 1-3	17I0908-15	Soil		CTDEP ETPH	
				SM 2540G	
				SW-846 8082A	
B-6A 8-10	17I0908-16	Soil		CTDEP ETPH	
				SM 2540G	
B-6A 10-12	17I0908-17	Soil		CTDEP ETPH	
				SM 2540G	

con-test® ANALYTICAL LABORATORY
39 Spruce Street * East Longmeadow, MA 01028 * FAX 413/525-6405 * TEL. 413/525-2332

Weston & Sampson
273 Dividend Road
Rocky Hill, CT 06067
ATTN: Laura Yellen

REPORT DATE: 9/26/2017

PURCHASE ORDER NUMBER:

PROJECT NUMBER: [none]

ANALYTICAL SUMMARY

WORK ORDER NUMBER: 17I0908

The results of analyses performed on the following samples submitted to the CON-TEST Analytical Laboratory are found in this report.

PROJECT LOCATION: 34 Hopmeadow St., Simsbury, CT

FIELD SAMPLE #	LAB ID:	MATRIX	SAMPLE DESCRIPTION	TEST	SUB LAB
B-6A 12-14	17I0908-18	Soil		CTDEP ETPH	
				SM 2540G	
B-310A 6-8	17I0908-19	Soil		CTDEP ETPH	
				SM 2540G	
B-310A 8-10	17I0908-20	Soil		CTDEP ETPH	
				SM 2540G	
B-310A 10-12	17I0908-21	Soil		CTDEP ETPH	
				SM 2540G	
Dup-1	17I0908-22	Soil		CTDEP ETPH	
				SM 2540G	
				SW-846 8082A	

con-test® ANALYTICAL LABORATORY
39 Spruce Street * East Longmeadow, MA 01028 * FAX 413/525-6405 * TEL. 413/525-2332

CASE NARRATIVE SUMMARY

All reported results are within defined laboratory quality control objectives unless listed below or otherwise qualified in this report.

CTDEP ETPH

Qualifications:

L-07

Either laboratory fortified blank/laboratory control sample or duplicate recovery is outside of control limits, but the other is within limits. RPD between the two LFB/LCS results is within method specified criteria.

Analyte & Samples(s) Qualified:

CT ETPH
B186756-BS1

MS-07A

Matrix spike and spike duplicate recovery is outside of control limits. Analysis is in control based on laboratory fortified blank recovery. Possiblity of matrix effects that lead to low bias or non-homogeneous sample aliquot cannot be eliminated.

Analyte & Samples(s) Qualified:

CT ETPH
17I0908-01[B-228A 1-3], B186755-MS1, B186755-MSD1

R-06

Matrix spike duplicate RPD is outside of control limits. Reduced precision is anticipated for reported result for this compound in this sample.

Analyte & Samples(s) Qualified:

CT ETPH
17I0908-01[B-228A 1-3], B186755-MS1, B186755-MSD1

S-26

Surrogate outside of control limits.

Analyte & Samples(s) Qualified:

o-Terphenyl
B186755-MSD1

The results of analyses reported only relate to samples submitted to the Con-Test Analytical Laboratory for testing.
I certify that the analyses listed above, unless specifically listed as subcontracted, if any, were performed under my direction according to the approved methodologies listed in this document, and that based upon my inquiry of those individuals immediately responsible for obtaining the information, the material contained in this report is, to the best of my knowledge and belief, accurate and complete.

Lisa A. Worthington
Project Manager

con-test® ANALYTICAL LABORATORY
39 Spruce Street * East Longmeadow, MA 01028 * FAX 413/525-6405 * TEL. 413/525-2332

Project Location: 34 Hopmeadow St., Simsbury, CT Sample Description: Work Order: 17I0908

Date Received: 9/20/2017

Field Sample #: B-228A 1-3

Sample ID: 17I0908-01 Start Date/Time: 9/20/2017 9:40:00AM

Sample Matrix: Soil Stop Date/Time: 9/20/2017 9:42:00AM

Polychlorinated Biphenyls with 3540 Soxhlet Extraction

Analyte	Results	RL	Units	Dilution	Flag/Qual	Method	Date Prepared	Date/Time Analyzed	Analyst
Aroclor-1016 [1]	ND	0.083	mg/Kg dry	4		SW-846 8082A	9/20/17	9/23/17 5:52	JMB
Aroclor-1221 [1]	ND	0.083	mg/Kg dry	4		SW-846 8082A	9/20/17	9/23/17 5:52	JMB
Aroclor-1232 [1]	ND	0.083	mg/Kg dry	4		SW-846 8082A	9/20/17	9/23/17 5:52	JMB
Aroclor-1242 [1]	ND	0.083	mg/Kg dry	4		SW-846 8082A	9/20/17	9/23/17 5:52	JMB
Aroclor-1248 [1]	ND	0.083	mg/Kg dry	4		SW-846 8082A	9/20/17	9/23/17 5:52	JMB
Aroclor-1254 [1]	ND	0.083	mg/Kg dry	4		SW-846 8082A	9/20/17	9/23/17 5:52	JMB
Aroclor-1260 [1]	ND	0.083	mg/Kg dry	4		SW-846 8082A	9/20/17	9/23/17 5:52	JMB
Aroclor-1262 [1]	ND	0.083	mg/Kg dry	4		SW-846 8082A	9/20/17	9/23/17 5:52	JMB
Aroclor-1268 [1]	ND	0.083	mg/Kg dry	4		SW-846 8082A	9/20/17	9/23/17 5:52	JMB

Surrogates	% Recovery	Recovery Limits	Flag/Qual	
Decachlorobiphenyl [1]	101	30-150		9/23/17 5:52
Decachlorobiphenyl [2]	116	30-150		9/23/17 5:52
Tetrachloro-m-xylene [1]	95.6	30-150		9/23/17 5:52
Tetrachloro-m-xylene [2]	98.3	30-150		9/23/17 5:52

con-test® ANALYTICAL LABORATORY
39 Spruce Street * East Longmeadow, MA 01028 * FAX 413/525-6405 * TEL. 413/525-2332

Project Location: 34 Hopmeadow St., Simsbury, CT Sample Description: Work Order: 17I0908

Date Received: 9/20/2017

Field Sample #: B-228A 1-3

Sample ID: 17I0908-01 Start Date/Time: 9/20/2017 9:40:00AM

Sample Matrix: Soil Stop Date/Time: 9/20/2017 9:42:00AM

Petroleum Hydrocarbons Analyses

Analyte	Results	RL	Units	Dilution	Flag/Qual	Method	Date Prepared	Date/Time Analyzed	Analyst
CT ETPH	36	10	mg/Kg dry	1	R-06, MS-07A	CTDEP ETPH	9/21/17	9/23/17 1:57	PJG

Surrogates	% Recovery	Recovery Limits	Flag/Qual				
o-Terphenyl	78.6	50-150				9/23/17 1:57	

con-test® ANALYTICAL LABORATORY
39 Spruce Street * East Longmeadow, MA 01028 * FAX 413/525-6405 * TEL. 413/525-2332

Project Location: 34 Hopmeadow St., Simsbury, CT Sample Description: Work Order: 17I0908

Date Received: 9/20/2017

Field Sample #: B-228A 1-3

Sample ID: 17I0908-01 Start Date/Time: 9/20/2017 9:40:00AM

Sample Matrix: Soil Stop Date/Time: 9/20/2017 9:42:00AM

Conventional Chemistry Parameters by EPA/APHA/SW-846 Methods (Total)

Analyte	Results	RL	Units	Dilution	Flag/Qual	Method	Date Prepared	Date/Time Analyzed	Analyst
% Solids	96.7		% Wt	1		SM 2540G	9/21/17	9/21/17 15:03	MRL

con-test® ANALYTICAL LABORATORY
39 Spruce Street * East Longmeadow, MA 01028 * FAX 413/525-6405 * TEL. 413/525-2332

Project Location: 34 Hopmeadow St., Simsbury, CT Sample Description: Work Order: 17I0908

Date Received: 9/20/2017

Field Sample #: B-228A 3-5

Sample ID: 17I0908-02 Start Date/Time: 9/20/2017 9:42:00AM

Sample Matrix: Soil Stop Date/Time: 9/20/2017 9:44:00AM

Polychlorinated Biphenyls with 3540 Soxhlet Extraction

Analyte	Results	RL	Units	Dilution	Flag/Qual	Method	Date Prepared	Date/Time Analyzed	Analyst
Aroclor-1016 [1]	ND	0.077	mg/Kg dry	4		SW-846 8082A	9/20/17	9/23/17 6:09	JMB
Aroclor-1221 [1]	ND	0.077	mg/Kg dry	4		SW-846 8082A	9/20/17	9/23/17 6:09	JMB
Aroclor-1232 [1]	ND	0.077	mg/Kg dry	4		SW-846 8082A	9/20/17	9/23/17 6:09	JMB
Aroclor-1242 [1]	ND	0.077	mg/Kg dry	4		SW-846 8082A	9/20/17	9/23/17 6:09	JMB
Aroclor-1248 [1]	ND	0.077	mg/Kg dry	4		SW-846 8082A	9/20/17	9/23/17 6:09	JMB
Aroclor-1254 [1]	ND	0.077	mg/Kg dry	4		SW-846 8082A	9/20/17	9/23/17 6:09	JMB
Aroclor-1260 [1]	ND	0.077	mg/Kg dry	4		SW-846 8082A	9/20/17	9/23/17 6:09	JMB
Aroclor-1262 [1]	ND	0.077	mg/Kg dry	4		SW-846 8082A	9/20/17	9/23/17 6:09	JMB
Aroclor-1268 [1]	ND	0.077	mg/Kg dry	4		SW-846 8082A	9/20/17	9/23/17 6:09	JMB

Surrogates	% Recovery	Recovery Limits	Flag/Qual	
Decachlorobiphenyl [1]	99.3	30-150		9/23/17 6:09
Decachlorobiphenyl [2]	112	30-150		9/23/17 6:09
Tetrachloro-m-xylene [1]	94.5	30-150		9/23/17 6:09
Tetrachloro-m-xylene [2]	104	30-150		9/23/17 6:09

con-test® ANALYTICAL LABORATORY
39 Spruce Street * East Longmeadow, MA 01028 * FAX 413/525-6405 * TEL. 413/525-2332

Project Location: 34 Hopmeadow St., Simsbury, CT | Sample Description: | Work Order: 17I0908

Date Received: 9/20/2017

Field Sample #: B-228A 3-5

Sample ID: 17I0908-02 | Start Date/Time: 9/20/2017 9:42:00AM

Sample Matrix: Soil | Stop Date/Time: 9/20/2017 9:44:00AM

Petroleum Hydrocarbons Analyses

Analyte	Results	RL	Units	Dilution	Flag/Qual	Method	Date Prepared	Date/Time Analyzed	Analyst
CT ETPH	27	10	mg/Kg dry	1		CTDEP ETPH	9/21/17	9/23/17 2:15	PJG

Surrogates	% Recovery	Recovery Limits	Flag/Qual				
o-Terphenyl	93.4	50-150				9/23/17 2:15	

con-test® ANALYTICAL LABORATORY
39 Spruce Street * East Longmeadow, MA 01028 * FAX 413/525-6405 * TEL. 413/525-2332

Project Location: 34 Hopmeadow St., Simsbury, CT Sample Description: Work Order: 17I0908

Date Received: 9/20/2017

Field Sample #: B-228A 3-5

Sample ID: 17I0908-02 Start Date/Time: 9/20/2017 9:42:00AM

Sample Matrix: Soil Stop Date/Time: 9/20/2017 9:44:00AM

Conventional Chemistry Parameters by EPA/APHA/SW-846 Methods (Total)

Analyte	Results	RL	Units	Dilution	Flag/Qual	Method	Date Prepared	Date/Time Analyzed	Analyst
% Solids	98.0		% Wt	1		SM 2540G	9/21/17	9/21/17 15:03	MRL

con-test® ANALYTICAL LABORATORY
39 Spruce Street * East Longmeadow, MA 01028 * FAX 413/525-6405 * TEL. 413/525-2332

Project Location: 34 Hopmeadow St., Simsbury, CT Sample Description: Work Order: 17I0908

Date Received: 9/20/2017

Field Sample #: B-501 1-3

Sample ID: 17I0908-03 Start Date/Time: 9/20/2017 9:56:00AM

Sample Matrix: Soil Stop Date/Time: 9/20/2017 9:58:00AM

Polychlorinated Biphenyls with 3540 Soxhlet Extraction

Analyte	Results	RL	Units	Dilution	Flag/Qual	Method	Date Prepared	Date/Time Analyzed	Analyst
Aroclor-1016 [1]	ND	0.081	mg/Kg dry	4		SW-846 8082A	9/20/17	9/23/17 6:27	JMB
Aroclor-1221 [1]	ND	0.081	mg/Kg dry	4		SW-846 8082A	9/20/17	9/23/17 6:27	JMB
Aroclor-1232 [1]	ND	0.081	mg/Kg dry	4		SW-846 8082A	9/20/17	9/23/17 6:27	JMB
Aroclor-1242 [1]	ND	0.081	mg/Kg dry	4		SW-846 8082A	9/20/17	9/23/17 6:27	JMB
Aroclor-1248 [1]	ND	0.081	mg/Kg dry	4		SW-846 8082A	9/20/17	9/23/17 6:27	JMB
Aroclor-1254 [1]	ND	0.081	mg/Kg dry	4		SW-846 8082A	9/20/17	9/23/17 6:27	JMB
Aroclor-1260 [1]	ND	0.081	mg/Kg dry	4		SW-846 8082A	9/20/17	9/23/17 6:27	JMB
Aroclor-1262 [1]	ND	0.081	mg/Kg dry	4		SW-846 8082A	9/20/17	9/23/17 6:27	JMB
Aroclor-1268 [1]	ND	0.081	mg/Kg dry	4		SW-846 8082A	9/20/17	9/23/17 6:27	JMB

Surrogates	% Recovery	Recovery Limits	Flag/Qual	
Decachlorobiphenyl [1]	91.9	30-150		9/23/17 6:27
Decachlorobiphenyl [2]	106	30-150		9/23/17 6:27
Tetrachloro-m-xylene [1]	87.0	30-150		9/23/17 6:27
Tetrachloro-m-xylene [2]	88.4	30-150		9/23/17 6:27

con-test® ANALYTICAL LABORATORY
39 Spruce Street * East Longmeadow, MA 01028 * FAX 413/525-6405 * TEL. 413/525-2332

Project Location: 34 Hopmeadow St., Simsbury, CT Sample Description: Work Order: 17I0908

Date Received: 9/20/2017

Field Sample #: B-501 1-3

Sample ID: 17I0908-03 Start Date/Time: 9/20/2017 9:56:00AM

Sample Matrix: Soil Stop Date/Time: 9/20/2017 9:58:00AM

Petroleum Hydrocarbons Analyses

Analyte	Results	RL	Units	Dilution	Flag/Qual	Method	Date Prepared	Date/Time Analyzed	Analyst
CT ETPH	83	52	mg/Kg dry	5		CTDEP ETPH	9/21/17	9/23/17 2:32	PJG

Surrogates	% Recovery	Recovery Limits	Flag/Qual				
o-Terphenyl	71.9	50-150				9/23/17 2:32	

con-test® ANALYTICAL LABORATORY
39 Spruce Street * East Longmeadow, MA 01028 * FAX 413/525-6405 * TEL. 413/525-2332

Project Location: 34 Hopmeadow St., Simsbury, CT Sample Description: Work Order: 17I0908

Date Received: 9/20/2017

Field Sample #: B-501 1-3

Sample ID: 17I0908-03 Start Date/Time: 9/20/2017 9:56:00AM

Sample Matrix: Soil Stop Date/Time: 9/20/2017 9:58:00AM

Conventional Chemistry Parameters by EPA/APHA/SW-846 Methods (Total)

Analyte	Results	RL	Units	Dilution	Flag/Qual	Method	Date Prepared	Date/Time Analyzed	Analyst
% Solids	96.1		% Wt	1		SM 2540G	9/21/17	9/21/17 15:03	MRL

con-test® ANALYTICAL LABORATORY
39 Spruce Street * East Longmeadow, MA 01028 * FAX 413/525-6405 * TEL. 413/525-2332

Project Location: 34 Hopmeadow St., Simsbury, CT Sample Description: Work Order: 17I0908

Date Received: 9/20/2017

Field Sample #: B-502 1-3

Sample ID: 17I0908-04 Start Date/Time: 9/20/2017 10:12:00AM

Sample Matrix: Soil Stop Date/Time: 9/20/2017 10:14:00AM

Polychlorinated Biphenyls with 3540 Soxhlet Extraction

Analyte	Results	RL	Units	Dilution	Flag/Qual	Method	Date Prepared	Date/Time Analyzed	Analyst
Aroclor-1016 [1]	ND	0.079	mg/Kg dry	4		SW-846 8082A	9/20/17	9/23/17 6:44	JMB
Aroclor-1221 [1]	ND	0.079	mg/Kg dry	4		SW-846 8082A	9/20/17	9/23/17 6:44	JMB
Aroclor-1232 [1]	ND	0.079	mg/Kg dry	4		SW-846 8082A	9/20/17	9/23/17 6:44	JMB
Aroclor-1242 [1]	ND	0.079	mg/Kg dry	4		SW-846 8082A	9/20/17	9/23/17 6:44	JMB
Aroclor-1248 [1]	ND	0.079	mg/Kg dry	4		SW-846 8082A	9/20/17	9/23/17 6:44	JMB
Aroclor-1254 [1]	ND	0.079	mg/Kg dry	4		SW-846 8082A	9/20/17	9/23/17 6:44	JMB
Aroclor-1260 [1]	ND	0.079	mg/Kg dry	4		SW-846 8082A	9/20/17	9/23/17 6:44	JMB
Aroclor-1262 [1]	ND	0.079	mg/Kg dry	4		SW-846 8082A	9/20/17	9/23/17 6:44	JMB
Aroclor-1268 [1]	ND	0.079	mg/Kg dry	4		SW-846 8082A	9/20/17	9/23/17 6:44	JMB

Surrogates	% Recovery	Recovery Limits	Flag/Qual	
Decachlorobiphenyl [1]	102	30-150		9/23/17 6:44
Decachlorobiphenyl [2]	116	30-150		9/23/17 6:44
Tetrachloro-m-xylene [1]	48.8	30-150		9/23/17 6:44
Tetrachloro-m-xylene [2]	50.5	30-150		9/23/17 6:44

con-test® ANALYTICAL LABORATORY
39 Spruce Street * East Longmeadow, MA 01028 * FAX 413/525-6405 * TEL. 413/525-2332

Project Location: 34 Hopmeadow St., Simsbury, CT
Sample Description:
Work Order: 17I0908

Date Received: 9/20/2017

Field Sample #: B-502 1-3

Sample ID: 17I0908-04
Start Date/Time: 9/20/2017 10:12:00AM

Sample Matrix: Soil
Stop Date/Time: 9/20/2017 10:14:00AM

Petroleum Hydrocarbons Analyses

Analyte	Results	RL	Units	Dilution	Flag/Qual	Method	Date Prepared	Date/Time Analyzed	Analyst
CT ETPH	11	10	mg/Kg dry	1		CTDEP ETPH	9/21/17	9/23/17 2:50	PJG

Surrogates	% Recovery	Recovery Limits	Flag/Qual				
o-Terphenyl	85.6	50-150				9/23/17 2:50	

con-test® ANALYTICAL LABORATORY
39 Spruce Street * East Longmeadow, MA 01028 * FAX 413/525-6405 * TEL. 413/525-2332

Project Location: 34 Hopmeadow St., Simsbury, CT Sample Description: Work Order: 17I0908

Date Received: 9/20/2017

Field Sample #: B-502 1-3

Sample ID: 17I0908-04 Start Date/Time: 9/20/2017 10:12:00AM

Sample Matrix: Soil Stop Date/Time: 9/20/2017 10:14:00AM

Conventional Chemistry Parameters by EPA/APHA/SW-846 Methods (Total)

Analyte	Results	RL	Units	Dilution	Flag/Qual	Method	Date Prepared	Date/Time Analyzed	Analyst
% Solids	97.3		% Wt	1		SM 2540G	9/21/17	9/21/17 15:03	MRL

con-test® ANALYTICAL LABORATORY
39 Spruce Street * East Longmeadow, MA 01028 * FAX 413/525-6405 * TEL. 413/525-2332

Project Location: 34 Hopmeadow St., Simsbury, CT Sample Description: Work Order: 17I0908

Date Received: 9/20/2017

Field Sample #: B-220A 1-3

Sample ID: 17I0908-05 Start Date/Time: 9/20/2017 10:42:00AM

Sample Matrix: Soil Stop Date/Time: 9/20/2017 10:44:00AM

Petroleum Hydrocarbons Analyses

Analyte	Results	RL	Units	Dilution	Flag/Qual	Method	Date Prepared	Date/Time Analyzed	Analyst
CT ETPH	17	11	mg/Kg dry	1		CTDEP ETPH	9/21/17	9/23/17 3:08	PJG

Surrogates	% Recovery	Recovery Limits	Flag/Qual				
o-Terphenyl	74.2	50-150				9/23/17 3:08	

con-test® ANALYTICAL LABORATORY
39 Spruce Street * East Longmeadow, MA 01028 * FAX 413/525-6405 * TEL. 413/525-2332

Project Location: 34 Hopmeadow St., Simsbury, CT Sample Description: Work Order: 17I0908

Date Received: 9/20/2017

Field Sample #: B-220A 1-3

Sample ID: 17I0908-05 Start Date/Time: 9/20/2017 10:42:00AM

Sample Matrix: Soil Stop Date/Time: 9/20/2017 10:44:00AM

Conventional Chemistry Parameters by EPA/APHA/SW-846 Methods (Total)

Analyte	Results	RL	Units	Dilution	Flag/Qual	Method	Date Prepared	Date/Time Analyzed	Analyst
% Solids	91.1		% Wt	1		SM 2540G	9/21/17	9/21/17 15:03	MRL

con-test® ANALYTICAL LABORATORY
39 Spruce Street * East Longmeadow, MA 01028 * FAX 413/525-6405 * TEL. 413/525-2332

Project Location: 34 Hopmeadow St., Simsbury, CT Sample Description: Work Order: 17I0908

Date Received: 9/20/2017

Field Sample #: B-220A 3-5

Sample ID: 17I0908-06 Start Date/Time: 9/20/2017 10:44:00AM

Sample Matrix: Soil Stop Date/Time: 9/20/2017 10:46:00AM

Petroleum Hydrocarbons Analyses

Analyte	Results	RL	Units	Dilution	Flag/Qual	Method	Date Prepared	Date/Time Analyzed	Analyst
CT ETPH	ND	11	mg/Kg dry	1		CTDEP ETPH	9/21/17	9/23/17 3:26	PJG

Surrogates	% Recovery	Recovery Limits	Flag/Qual				
o-Terphenyl	89.5	50-150				9/23/17 3:26	

con-test® ANALYTICAL LABORATORY
39 Spruce Street * East Longmeadow, MA 01028 * FAX 413/525-6405 * TEL. 413/525-2332

Project Location: 34 Hopmeadow St., Simsbury, CT Sample Description: Work Order: 17I0908

Date Received: 9/20/2017

Field Sample #: B-220A 3-5

Sample ID: 17I0908-06 Start Date/Time: 9/20/2017 10:44:00AM

Sample Matrix: Soil Stop Date/Time: 9/20/2017 10:46:00AM

Conventional Chemistry Parameters by EPA/APHA/SW-846 Methods (Total)

Analyte	Results	RL	Units	Dilution	Flag/Qual	Method	Date Prepared	Date/Time Analyzed	Analyst
% Solids	94.9		% Wt	1		SM 2540G	9/21/17	9/21/17 15:03	MRL

con-test® ANALYTICAL LABORATORY
39 Spruce Street * East Longmeadow, MA 01028 * FAX 413/525-6405 * TEL. 413/525-2332

Project Location: 34 Hopmeadow St., Simsbury, CT | Sample Description: | Work Order: 17I0908

Date Received: 9/20/2017

Field Sample #: B-503 1-3

Sample ID: 17I0908-07 | Start Date/Time: 9/20/2017 10:48:00AM

Sample Matrix: Soil | Stop Date/Time: 9/20/2017 10:50:00AM

Petroleum Hydrocarbons Analyses

Analyte	Results	RL	Units	Dilution	Flag/Qual	Method	Date Prepared	Date/Time Analyzed	Analyst
CT ETPH	13	11	mg/Kg dry	1		CTDEP ETPH	9/21/17	9/23/17 3:43	PJG

Surrogates	% Recovery	Recovery Limits	Flag/Qual				
o-Terphenyl	88.4	50-150				9/23/17 3:43	

con-test® ANALYTICAL LABORATORY
39 Spruce Street * East Longmeadow, MA 01028 * FAX 413/525-6405 * TEL. 413/525-2332

Project Location: 34 Hopmeadow St., Simsbury, CT
Sample Description:
Work Order: 17I0908

Date Received: 9/20/2017

Field Sample #: B-503 1-3

Sample ID: 17I0908-07
Start Date/Time: 9/20/2017 10:48:00AM

Sample Matrix: Soil
Stop Date/Time: 9/20/2017 10:50:00AM

Conventional Chemistry Parameters by EPA/APHA/SW-846 Methods (Total)

Analyte	Results	RL	Units	Dilution	Flag/Qual	Method	Date Prepared	Date/Time Analyzed	Analyst
% Solids	90.4		% Wt	1		SM 2540G	9/21/17	9/21/17 15:03	MRL

con-test® ANALYTICAL LABORATORY
39 Spruce Street * East Longmeadow, MA 01028 * FAX 413/525-6405 * TEL. 413/525-2332

Project Location: 34 Hopmeadow St., Simsbury, CT
Sample Description:
Work Order: 17I0908

Date Received: 9/20/2017

Field Sample #: B-219A 1-3

Sample ID: 17I0908-08
Start Date/Time: 9/20/2017 10:56:00AM

Sample Matrix: Soil
Stop Date/Time: 9/20/2017 10:58:00AM

Petroleum Hydrocarbons Analyses

Analyte	Results	RL	Units	Dilution	Flag/Qual	Method	Date Prepared	Date/Time Analyzed	Analyst
CT ETPH	ND	11	mg/Kg dry	1		CTDEP ETPH	9/21/17	9/23/17 4:01	PJG

Surrogates	% Recovery	Recovery Limits	Flag/Qual				
o-Terphenyl	85.8	50-150				9/23/17 4:01	



39 Spruce Street * East Longmeadow, MA 01028 * FAX 413/525-6405 * TEL. 413/525-2332

Project Location: 34 Hopmeadow St., Simsbury, CT Sample Description: Work Order: 17I0908

Date Received: 9/20/2017

Field Sample #: B-219A 1-3

Sample ID: 17I0908-08 Start Date/Time: 9/20/2017 10:56:00AM

Sample Matrix: Soil Stop Date/Time: 9/20/2017 10:58:00AM

Conventional Chemistry Parameters by EPA/APHA/SW-846 Methods (Total)

Analyte	Results	RL	Units	Dilution	Flag/Qual	Method	Date Prepared	Date/Time Analyzed	Analyst
% Solids	88.7		% Wt	1		SM 2540G	9/21/17	9/21/17 15:03	MRL

con-test® ANALYTICAL LABORATORY
39 Spruce Street * East Longmeadow, MA 01028 * FAX 413/525-6405 * TEL. 413/525-2332

Project Location: 34 Hopmeadow St., Simsbury, CT | Sample Description: | Work Order: 17I0908

Date Received: 9/20/2017

Field Sample #: B-219A 3-5

Sample ID: 17I0908-09 | Start Date/Time: 9/20/2017 10:58:00AM

Sample Matrix: Soil | Stop Date/Time: 9/20/2017 11:00:00AM

Petroleum Hydrocarbons Analyses

Analyte	Results	RL	Units	Dilution	Flag/Qual	Method	Date Prepared	Date/Time Analyzed	Analyst
CT ETPH	ND	11	mg/Kg dry	1		CTDEP ETPH	9/21/17	9/23/17 4:19	PJG

Surrogates	% Recovery	Recovery Limits	Flag/Qual				
o-Terphenyl	97.7	50-150				9/23/17 4:19	

con-test® ANALYTICAL LABORATORY
39 Spruce Street * East Longmeadow, MA 01028 * FAX 413/525-6405 * TEL. 413/525-2332

Project Location: 34 Hopmeadow St., Simsbury, CT Sample Description: Work Order: 17I0908

Date Received: 9/20/2017

Field Sample #: B-219A 3-5

Sample ID: 17I0908-09 Start Date/Time: 9/20/2017 10:58:00AM

Sample Matrix: Soil Stop Date/Time: 9/20/2017 11:00:00AM

Conventional Chemistry Parameters by EPA/APHA/SW-846 Methods (Total)

Analyte	Results	RL	Units	Dilution	Flag/Qual	Method	Date Prepared	Date/Time Analyzed	Analyst
% Solids	92.9		% Wt	1		SM 2540G	9/21/17	9/21/17 15:03	MRL

con-test® ANALYTICAL LABORATORY
39 Spruce Street * East Longmeadow, MA 01028 * FAX 413/525-6405 * TEL. 413/525-2332

Project Location: 34 Hopmeadow St., Simsbury, CT | Sample Description: | Work Order: 17I0908

Date Received: 9/20/2017

Field Sample #: B-504 1-3

Sample ID: 17I0908-10 | Start Date/Time: 9/20/2017 11:06:00AM

Sample Matrix: Soil | Stop Date/Time: 9/20/2017 11:08:00AM

Petroleum Hydrocarbons Analyses

Analyte	Results	RL	Units	Dilution	Flag/Qual	Method	Date Prepared	Date/Time Analyzed	Analyst
CT ETPH	ND	11	mg/Kg dry	1		CTDEP ETPH	9/21/17	9/23/17 4:37	PJG

Surrogates	% Recovery	Recovery Limits	Flag/Qual				
o-Terphenyl	86.9	50-150				9/23/17 4:37	

con-test® ANALYTICAL LABORATORY
39 Spruce Street * East Longmeadow, MA 01028 * FAX 413/525-6405 * TEL. 413/525-2332

Project Location: 34 Hopmeadow St., Simsbury, CT
Sample Description:
Work Order: 17I0908

Date Received: 9/20/2017

Field Sample #: B-504 1-3

Sample ID: 17I0908-10
Start Date/Time: 9/20/2017 11:06:00AM

Sample Matrix: Soil
Stop Date/Time: 9/20/2017 11:08:00AM

Conventional Chemistry Parameters by EPA/APHA/SW-846 Methods (Total)

Analyte	Results	RL	Units	Dilution	Flag/Qual	Method	Date Prepared	Date/Time Analyzed	Analyst
% Solids	93.6		% Wt	1		SM 2540G	9/21/17	9/21/17 15:03	MRL

con-test® ANALYTICAL LABORATORY
39 Spruce Street * East Longmeadow, MA 01028 * FAX 413/525-6405 * TEL. 413/525-2332

Project Location: 34 Hopmeadow St., Simsbury, CT Sample Description: Work Order: 17I0908

Date Received: 9/20/2017

Field Sample #: B-505 1-3

Sample ID: 17I0908-11 Start Date/Time: 9/20/2017 11:16:00AM

Sample Matrix: Soil Stop Date/Time: 9/20/2017 11:18:00AM

Polychlorinated Biphenyls with 3540 Soxhlet Extraction

Analyte	Results	RL	Units	Dilution	Flag/Qual	Method	Date Prepared	Date/Time Analyzed	Analyst
Aroclor-1016 [1]	ND	0.087	mg/Kg dry	4		SW-846 8082A	9/20/17	9/23/17 7:02	JMB
Aroclor-1221 [1]	ND	0.087	mg/Kg dry	4		SW-846 8082A	9/20/17	9/23/17 7:02	JMB
Aroclor-1232 [1]	ND	0.087	mg/Kg dry	4		SW-846 8082A	9/20/17	9/23/17 7:02	JMB
Aroclor-1242 [1]	ND	0.087	mg/Kg dry	4		SW-846 8082A	9/20/17	9/23/17 7:02	JMB
Aroclor-1248 [1]	ND	0.087	mg/Kg dry	4		SW-846 8082A	9/20/17	9/23/17 7:02	JMB
Aroclor-1254 [1]	ND	0.087	mg/Kg dry	4		SW-846 8082A	9/20/17	9/23/17 7:02	JMB
Aroclor-1260 [1]	ND	0.087	mg/Kg dry	4		SW-846 8082A	9/20/17	9/23/17 7:02	JMB
Aroclor-1262 [1]	ND	0.087	mg/Kg dry	4		SW-846 8082A	9/20/17	9/23/17 7:02	JMB
Aroclor-1268 [1]	ND	0.087	mg/Kg dry	4		SW-846 8082A	9/20/17	9/23/17 7:02	JMB

Surrogates	% Recovery	Recovery Limits	Flag/Qual	
Decachlorobiphenyl [1]	82.8	30-150		9/23/17 7:02
Decachlorobiphenyl [2]	93.9	30-150		9/23/17 7:02
Tetrachloro-m-xylene [1]	78.6	30-150		9/23/17 7:02
Tetrachloro-m-xylene [2]	83.2	30-150		9/23/17 7:02

con-test® ANALYTICAL LABORATORY
39 Spruce Street * East Longmeadow, MA 01028 * FAX 413/525-6405 * TEL. 413/525-2332

Project Location: 34 Hopmeadow St., Simsbury, CT
Sample Description:
Work Order: 17I0908

Date Received: 9/20/2017

Field Sample #: B-505 1-3

Sample ID: 17I0908-11
Start Date/Time: 9/20/2017 11:16:00AM

Sample Matrix: Soil
Stop Date/Time: 9/20/2017 11:18:00AM

Petroleum Hydrocarbons Analyses

Analyte	Results	RL	Units	Dilution	Flag/Qual	Method	Date Prepared	Date/Time Analyzed	Analyst
CT ETPH	ND	11	mg/Kg dry	1		CTDEP ETPH	9/21/17	9/23/17 6:23	PJG

Surrogates	% Recovery	Recovery Limits	Flag/Qual				
o-Terphenyl	94.6	50-150				9/23/17 6:23	

con-test® ANALYTICAL LABORATORY
39 Spruce Street * East Longmeadow, MA 01028 * FAX 413/525-6405 * TEL. 413/525-2332

Project Location: 34 Hopmeadow St., Simsbury, CT Sample Description: Work Order: 17I0908

Date Received: 9/20/2017

Field Sample #: B-505 1-3

Sample ID: 17I0908-11 Start Date/Time: 9/20/2017 11:16:00AM

Sample Matrix: Soil Stop Date/Time: 9/20/2017 11:18:00AM

Conventional Chemistry Parameters by EPA/APHA/SW-846 Methods (Total)

Analyte	Results	RL	Units	Dilution	Flag/Qual	Method	Date Prepared	Date/Time Analyzed	Analyst
% Solids	91.4		% Wt	1		SM 2540G	9/21/17	9/21/17 15:03	MRL

con-test® ANALYTICAL LABORATORY
39 Spruce Street * East Longmeadow, MA 01028 * FAX 413/525-6405 * TEL. 413/525-2332

Project Location: 34 Hopmeadow St., Simsbury, CT Sample Description: Work Order: 17I0908

Date Received: 9/20/2017

Field Sample #: B-218A 1-3

Sample ID: 17I0908-12 Start Date/Time: 9/20/2017 11:21:00AM

Sample Matrix: Soil Stop Date/Time: 9/20/2017 11:23:00AM

Petroleum Hydrocarbons Analyses

Analyte	Results	RL	Units	Dilution	Flag/Qual	Method	Date Prepared	Date/Time Analyzed	Analyst
CT ETPH	17	10	mg/Kg dry	1		CTDEP ETPH	9/21/17	9/23/17 6:41	PJG

Surrogates	% Recovery	Recovery Limits	Flag/Qual				
o-Terphenyl	82.1	50-150				9/23/17 6:41	

con-test® ANALYTICAL LABORATORY
39 Spruce Street * East Longmeadow, MA 01028 * FAX 413/525-6405 * TEL. 413/525-2332

Project Location: 34 Hopmeadow St., Simsbury, CT Sample Description: Work Order: 17I0908

Date Received: 9/20/2017

Field Sample #: B-218A 1-3

Sample ID: 17I0908-12 Start Date/Time: 9/20/2017 11:21:00AM

Sample Matrix: Soil Stop Date/Time: 9/20/2017 11:23:00AM

Conventional Chemistry Parameters by EPA/APHA/SW-846 Methods (Total)

Analyte	Results	RL	Units	Dilution	Flag/Qual	Method	Date Prepared	Date/Time Analyzed	Analyst
% Solids	96.2		% Wt	1		SM 2540G	9/21/17	9/21/17 15:03	MRL

con-test® ANALYTICAL LABORATORY
39 Spruce Street * East Longmeadow, MA 01028 * FAX 413/525-6405 * TEL. 413/525-2332

Project Location: 34 Hopmeadow St., Simsbury, CT | Sample Description: | Work Order: 17I0908

Date Received: 9/20/2017

Field Sample #: B-218A 3-5

Sample ID: 17I0908-13 | Start Date/Time: 9/20/2017 11:23:00AM

Sample Matrix: Soil | Stop Date/Time: 9/20/2017 11:25:00AM

Petroleum Hydrocarbons Analyses

Analyte	Results	RL	Units	Dilution	Flag/Qual	Method	Date Prepared	Date/Time Analyzed	Analyst
CT ETPH	ND	10	mg/Kg dry	1		CTDEP ETPH	9/21/17	9/23/17 6:59	PJG

Surrogates	% Recovery	Recovery Limits	Flag/Qual				
o-Terphenyl	90.8	50-150				9/23/17 6:59	

con-test® ANALYTICAL LABORATORY
39 Spruce Street * East Longmeadow, MA 01028 * FAX 413/525-6405 * TEL. 413/525-2332

Project Location: 34 Hopmeadow St., Simsbury, CT Sample Description: Work Order: 17I0908

Date Received: 9/20/2017

Field Sample #: B-218A 3-5

Sample ID: 17I0908-13 Start Date/Time: 9/20/2017 11:23:00AM

Sample Matrix: Soil Stop Date/Time: 9/20/2017 11:25:00AM

Conventional Chemistry Parameters by EPA/APHA/SW-846 Methods (Total)

Analyte	Results	RL	Units	Dilution	Flag/Qual	Method	Date Prepared	Date/Time Analyzed	Analyst
% Solids	95.7		% Wt	1		SM 2540G	9/21/17	9/21/17 15:03	MRL

con-test® ANALYTICAL LABORATORY
39 Spruce Street * East Longmeadow, MA 01028 * FAX 413/525-6405 * TEL. 413/525-2332

Project Location: 34 Hopmeadow St., Simsbury, CT
Sample Description:
Work Order: 17I0908

Date Received: 9/20/2017

Field Sample #: B-506 1-3

Sample ID: 17I0908-14
Start Date/Time: 9/20/2017 11:26:00AM

Sample Matrix: Soil
Stop Date/Time: 9/20/2017 11:28:00AM

Petroleum Hydrocarbons Analyses

Analyte	Results	RL	Units	Dilution	Flag/Qual	Method	Date Prepared	Date/Time Analyzed	Analyst
CT ETPH	ND	11	mg/Kg dry	1		CTDEP ETPH	9/21/17	9/23/17 7:17	PJG

Surrogates	% Recovery	Recovery Limits	Flag/Qual				
o-Terphenyl	94.9	50-150				9/23/17 7:17	

con-test® ANALYTICAL LABORATORY
39 Spruce Street * East Longmeadow, MA 01028 * FAX 413/525-6405 * TEL. 413/525-2332

Project Location: 34 Hopmeadow St., Simsbury, CT Sample Description: Work Order: 17I0908

Date Received: 9/20/2017

Field Sample #: B-506 1-3

Sample ID: 17I0908-14 Start Date/Time: 9/20/2017 11:26:00AM

Sample Matrix: Soil Stop Date/Time: 9/20/2017 11:28:00AM

Conventional Chemistry Parameters by EPA/APHA/SW-846 Methods (Total)

Analyte	Results	RL	Units	Dilution	Flag/Qual	Method	Date Prepared	Date/Time Analyzed	Analyst
% Solids	88.0		% Wt	1		SM 2540G	9/21/17	9/21/17 15:03	MRL

con-test® ANALYTICAL LABORATORY
39 Spruce Street * East Longmeadow, MA 01028 * FAX 413/525-6405 * TEL. 413/525-2332

Project Location: 34 Hopmeadow St., Simsbury, CT | Sample Description: | Work Order: 17I0908

Date Received: 9/20/2017

Field Sample #: B-507 1-3

Sample ID: 17I0908-15 | Start Date/Time: 9/20/2017 11:36:00AM

Sample Matrix: Soil | Stop Date/Time: 9/20/2017 11:38:00AM

Polychlorinated Biphenyls with 3540 Soxhlet Extraction

Analyte	Results	RL	Units	Dilution	Flag/Qual	Method	Date Prepared	Date/Time Analyzed	Analyst
Aroclor-1016 [1]	ND	0.082	mg/Kg dry	4		SW-846 8082A	9/20/17	9/23/17 7:19	JMB
Aroclor-1221 [1]	ND	0.082	mg/Kg dry	4		SW-846 8082A	9/20/17	9/23/17 7:19	JMB
Aroclor-1232 [1]	ND	0.082	mg/Kg dry	4		SW-846 8082A	9/20/17	9/23/17 7:19	JMB
Aroclor-1242 [1]	ND	0.082	mg/Kg dry	4		SW-846 8082A	9/20/17	9/23/17 7:19	JMB
Aroclor-1248 [1]	ND	0.082	mg/Kg dry	4		SW-846 8082A	9/20/17	9/23/17 7:19	JMB
Aroclor-1254 [1]	ND	0.082	mg/Kg dry	4		SW-846 8082A	9/20/17	9/23/17 7:19	JMB
Aroclor-1260 [1]	ND	0.082	mg/Kg dry	4		SW-846 8082A	9/20/17	9/23/17 7:19	JMB
Aroclor-1262 [1]	ND	0.082	mg/Kg dry	4		SW-846 8082A	9/20/17	9/23/17 7:19	JMB
Aroclor-1268 [1]	ND	0.082	mg/Kg dry	4		SW-846 8082A	9/20/17	9/23/17 7:19	JMB

Surrogates	% Recovery	Recovery Limits	Flag/Qual	
Decachlorobiphenyl [1]	112	30-150		9/23/17 7:19
Decachlorobiphenyl [2]	128	30-150		9/23/17 7:19
Tetrachloro-m-xylene [1]	103	30-150		9/23/17 7:19
Tetrachloro-m-xylene [2]	114	30-150		9/23/17 7:19

con-test® ANALYTICAL LABORATORY
39 Spruce Street * East Longmeadow, MA 01028 * FAX 413/525-6405 * TEL. 413/525-2332

Project Location: 34 Hopmeadow St., Simsbury, CT | Sample Description: | Work Order: 17I0908

Date Received: 9/20/2017

Field Sample #: B-507 1-3

Sample ID: 17I0908-15 | Start Date/Time: 9/20/2017 11:36:00AM

Sample Matrix: Soil | Stop Date/Time: 9/20/2017 11:38:00AM

Petroleum Hydrocarbons Analyses

Analyte	Results	RL	Units	Dilution	Flag/Qual	Method	Date Prepared	Date/Time Analyzed	Analyst
CT ETPH	ND	10	mg/Kg dry	1		CTDEP ETPH	9/21/17	9/23/17 7:35	PJG

Surrogates	% Recovery	Recovery Limits	Flag/Qual				
o-Terphenyl	95.3	50-150				9/23/17 7:35	

con-test® ANALYTICAL LABORATORY
39 Spruce Street * East Longmeadow, MA 01028 * FAX 413/525-6405 * TEL. 413/525-2332

Project Location: 34 Hopmeadow St., Simsbury, CT Sample Description: Work Order: 17I0908

Date Received: 9/20/2017

Field Sample #: B-507 1-3

Sample ID: 17I0908-15 Start Date/Time: 9/20/2017 11:36:00AM

Sample Matrix: Soil Stop Date/Time: 9/20/2017 11:38:00AM

Conventional Chemistry Parameters by EPA/APHA/SW-846 Methods (Total)

Analyte	Results	RL	Units	Dilution	Flag/Qual	Method	Date Prepared	Date/Time Analyzed	Analyst
% Solids	96.9		% Wt	1		SM 2540G	9/21/17	9/21/17 15:03	MRL

con-test® ANALYTICAL LABORATORY
39 Spruce Street * East Longmeadow, MA 01028 * FAX 413/525-6405 * TEL. 413/525-2332

Project Location: 34 Hopmeadow St., Simsbury, CT | Sample Description: | Work Order: 17I0908

Date Received: 9/20/2017

Field Sample #: B-6A 8-10

Sample ID: 17I0908-16 | Start Date/Time: 9/20/2017 12:40:00PM

Sample Matrix: Soil | Stop Date/Time: 9/20/2017 12:42:00PM

Petroleum Hydrocarbons Analyses

Analyte	Results	RL	Units	Dilution	Flag/Qual	Method	Date Prepared	Date/Time Analyzed	Analyst
CT ETPH	ND	10	mg/Kg dry	1		CTDEP ETPH	9/21/17	9/23/17 7:52	PJG

Surrogates	% Recovery	Recovery Limits	Flag/Qual				
o-Terphenyl	90.2	50-150				9/23/17 7:52	

con-test® ANALYTICAL LABORATORY
39 Spruce Street * East Longmeadow, MA 01028 * FAX 413/525-6405 * TEL. 413/525-2332

Project Location: 34 Hopmeadow St., Simsbury, CT Sample Description: Work Order: 17I0908

Date Received: 9/20/2017

Field Sample #: B-6A 8-10

Sample ID: 17I0908-16 Start Date/Time: 9/20/2017 12:40:00PM

Sample Matrix: Soil Stop Date/Time: 9/20/2017 12:42:00PM

Conventional Chemistry Parameters by EPA/APHA/SW-846 Methods (Total)

Analyte	Results	RL	Units	Dilution	Flag/Qual	Method	Date Prepared	Date/Time Analyzed	Analyst
% Solids	97.5		% Wt	1		SM 2540G	9/21/17	9/21/17 15:03	MRL

con-test® ANALYTICAL LABORATORY
39 Spruce Street * East Longmeadow, MA 01028 * FAX 413/525-6405 * TEL. 413/525-2332

Project Location: 34 Hopmeadow St., Simsbury, CT Sample Description: Work Order: 17I0908

Date Received: 9/20/2017

Field Sample #: B-6A 10-12

Sample ID: 17I0908-17 Start Date/Time: 9/20/2017 12:42:00PM

Sample Matrix: Soil Stop Date/Time: 9/20/2017 12:44:00PM

Petroleum Hydrocarbons Analyses

Analyte	Results	RL	Units	Dilution	Flag/Qual	Method	Date Prepared	Date/Time Analyzed	Analyst
CT ETPH	ND	10	mg/Kg dry	1		CTDEP ETPH	9/21/17	9/23/17 8:10	PJG

Surrogates	% Recovery	Recovery Limits	Flag/Qual				
o-Terphenyl	87.4	50-150				9/23/17 8:10	

con-test® ANALYTICAL LABORATORY
39 Spruce Street * East Longmeadow, MA 01028 * FAX 413/525-6405 * TEL. 413/525-2332

Project Location: 34 Hopmeadow St., Simsbury, CT Sample Description: Work Order: 17I0908

Date Received: 9/20/2017

Field Sample #: B-6A 10-12

Sample ID: 17I0908-17 Start Date/Time: 9/20/2017 12:42:00PM

Sample Matrix: Soil Stop Date/Time: 9/20/2017 12:44:00PM

Conventional Chemistry Parameters by EPA/APHA/SW-846 Methods (Total)

Analyte	Results	RL	Units	Dilution	Flag/Qual	Method	Date Prepared	Date/Time Analyzed	Analyst
% Solids	96.0		% Wt	1		SM 2540G	9/21/17	9/21/17 15:03	MRL

con-test® ANALYTICAL LABORATORY
39 Spruce Street * East Longmeadow, MA 01028 * FAX 413/525-6405 * TEL. 413/525-2332

Project Location: 34 Hopmeadow St., Simsbury, CT | Sample Description: | Work Order: 17I0908

Date Received: 9/20/2017

Field Sample #: B-6A 12-14

Sample ID: 17I0908-18 | Start Date/Time: 9/20/2017 12:44:00PM

Sample Matrix: Soil | Stop Date/Time: 9/20/2017 12:46:00PM

Petroleum Hydrocarbons Analyses

Analyte	Results	RL	Units	Dilution	Flag/Qual	Method	Date Prepared	Date/Time Analyzed	Analyst
CT ETPH	ND	10	mg/Kg dry	1		CTDEP ETPH	9/21/17	9/23/17 6:41	PJG

Surrogates	% Recovery	Recovery Limits	Flag/Qual	
o-Terphenyl	71.8	50-150		9/23/17 6:41

con-test® ANALYTICAL LABORATORY
39 Spruce Street * East Longmeadow, MA 01028 * FAX 413/525-6405 * TEL. 413/525-2332

Project Location: 34 Hopmeadow St., Simsbury, CT Sample Description: Work Order: 17I0908

Date Received: 9/20/2017

Field Sample #: B-6A 12-14

Sample ID: 17I0908-18 Start Date/Time: 9/20/2017 12:44:00PM

Sample Matrix: Soil Stop Date/Time: 9/20/2017 12:46:00PM

Conventional Chemistry Parameters by EPA/APHA/SW-846 Methods (Total)

Analyte	Results	RL	Units	Dilution	Flag/Qual	Method	Date Prepared	Date/Time Analyzed	Analyst
% Solids	97.8		% Wt	1		SM 2540G	9/21/17	9/21/17 15:03	MRL

con-test® ANALYTICAL LABORATORY
39 Spruce Street * East Longmeadow, MA 01028 * FAX 413/525-6405 * TEL. 413/525-2332

Project Location: 34 Hopmeadow St., Simsbury, CT | Sample Description: | Work Order: 17I0908

Date Received: 9/20/2017

Field Sample #: B-310A 6-8

Sample ID: 17I0908-19 | Start Date/Time: 9/20/2017 1:10:00PM

Sample Matrix: Soil | Stop Date/Time: 9/20/2017 1:12:00PM

Petroleum Hydrocarbons Analyses

Analyte	Results	RL	Units	Dilution	Flag/Qual	Method	Date Prepared	Date/Time Analyzed	Analyst
CT ETPH	670	250	mg/Kg dry	25		CTDEP ETPH	9/21/17	9/25/17 8:49	PJG

Surrogates	% Recovery	Recovery Limits	Flag/Qual				
o-Terphenyl	79.1	50-150				9/25/17 8:49	

con-test® ANALYTICAL LABORATORY
39 Spruce Street * East Longmeadow, MA 01028 * FAX 413/525-6405 * TEL. 413/525-2332

Project Location: 34 Hopmeadow St., Simsbury, CT Sample Description: Work Order: 17I0908

Date Received: 9/20/2017

Field Sample #: B-310A 6-8

Sample ID: 17I0908-19 Start Date/Time: 9/20/2017 1:10:00PM

Sample Matrix: Soil Stop Date/Time: 9/20/2017 1:12:00PM

Conventional Chemistry Parameters by EPA/APHA/SW-846 Methods (Total)

Analyte	Results	RL	Units	Dilution	Flag/Qual	Method	Date Prepared	Date/Time Analyzed	Analyst
% Solids	98.3		% Wt	1		SM 2540G	9/21/17	9/21/17 15:03	MRL

con-test® ANALYTICAL LABORATORY
39 Spruce Street * East Longmeadow, MA 01028 * FAX 413/525-6405 * TEL. 413/525-2332

Project Location: 34 Hopmeadow St., Simsbury, CT Sample Description: Work Order: 17I0908

Date Received: 9/20/2017

Field Sample #: B-310A 8-10

Sample ID: 17I0908-20 Start Date/Time: 9/20/2017 1:12:00PM

Sample Matrix: Soil Stop Date/Time: 9/20/2017 1:14:00PM

Petroleum Hydrocarbons Analyses

Analyte	Results	RL	Units	Dilution	Flag/Qual	Method	Date Prepared	Date/Time Analyzed	Analyst
CT ETPH	110	54	mg/Kg dry	5		CTDEP ETPH	9/21/17	9/25/17 9:06	PJG

Surrogates	% Recovery	Recovery Limits	Flag/Qual				
o-Terphenyl	79.9	50-150				9/25/17 9:06	

con-test® ANALYTICAL LABORATORY
39 Spruce Street * East Longmeadow, MA 01028 * FAX 413/525-6405 * TEL. 413/525-2332

Project Location: 34 Hopmeadow St., Simsbury, CT Sample Description: Work Order: 17I0908

Date Received: 9/20/2017

Field Sample #: B-310A 8-10

Sample ID: 17I0908-20 Start Date/Time: 9/20/2017 1:12:00PM

Sample Matrix: Soil Stop Date/Time: 9/20/2017 1:14:00PM

Conventional Chemistry Parameters by EPA/APHA/SW-846 Methods (Total)

Analyte	Results	RL	Units	Dilution	Flag/Qual	Method	Date Prepared	Date/Time Analyzed	Analyst
% Solids	92.0		% Wt	1		SM 2540G	9/21/17	9/21/17 15:03	MRL

con-test® ANALYTICAL LABORATORY
39 Spruce Street * East Longmeadow, MA 01028 * FAX 413/525-6405 * TEL. 413/525-2332

Project Location: 34 Hopmeadow St., Simsbury, CT Sample Description: Work Order: 17I0908

Date Received: 9/20/2017

Field Sample #: B-310A 10-12

Sample ID: 17I0908-21 Start Date/Time: 9/20/2017 1:15:00PM

Sample Matrix: Soil Stop Date/Time: 9/20/2017 1:17:00PM

Petroleum Hydrocarbons Analyses

Analyte	Results	RL	Units	Dilution	Flag/Qual	Method	Date Prepared	Date/Time Analyzed	Analyst
CT ETPH	29	10	mg/Kg dry	1		CTDEP ETPH	9/21/17	9/23/17 0:28	PJG

Surrogates	% Recovery	Recovery Limits	Flag/Qual				
o-Terphenyl	62.4	50-150				9/23/17 0:28	

con-test® ANALYTICAL LABORATORY
39 Spruce Street * East Longmeadow, MA 01028 * FAX 413/525-6405 * TEL. 413/525-2332

Project Location: 34 Hopmeadow St., Simsbury, CT Sample Description: Work Order: 17I0908

Date Received: 9/20/2017

Field Sample #: B-310A 10-12

Sample ID: 17I0908-21 Start Date/Time: 9/20/2017 1:15:00PM

Sample Matrix: Soil Stop Date/Time: 9/20/2017 1:17:00PM

Conventional Chemistry Parameters by EPA/APHA/SW-846 Methods (Total)

Analyte	Results	RL	Units	Dilution	Flag/Qual	Method	Date Prepared	Date/Time Analyzed	Analyst
% Solids	97.3		% Wt	1		SM 2540G	9/21/17	9/21/17 15:03	MRL

con-test® ANALYTICAL LABORATORY
39 Spruce Street * East Longmeadow, MA 01028 * FAX 413/525-6405 * TEL. 413/525-2332

Project Location: 34 Hopmeadow St., Simsbury, CT Sample Description: Work Order: 17I0908

Date Received: 9/20/2017

Field Sample #: Dup-1 Sampled: 9/20/2017 00:00

Sample ID: 17I0908-22

Sample Matrix: Soil

Polychlorinated Biphenyls with 3540 Soxhlet Extraction

Analyte	Results	RL	Units	Dilution	Flag/Qual	Method	Date Prepared	Date/Time Analyzed	Analyst
Aroclor-1016 [1]	ND	0.085	mg/Kg dry	4		SW-846 8082A	9/20/17	9/23/17 7:37	JMB
Aroclor-1221 [1]	ND	0.085	mg/Kg dry	4		SW-846 8082A	9/20/17	9/23/17 7:37	JMB
Aroclor-1232 [1]	ND	0.085	mg/Kg dry	4		SW-846 8082A	9/20/17	9/23/17 7:37	JMB
Aroclor-1242 [1]	ND	0.085	mg/Kg dry	4		SW-846 8082A	9/20/17	9/23/17 7:37	JMB
Aroclor-1248 [1]	ND	0.085	mg/Kg dry	4		SW-846 8082A	9/20/17	9/23/17 7:37	JMB
Aroclor-1254 [1]	ND	0.085	mg/Kg dry	4		SW-846 8082A	9/20/17	9/23/17 7:37	JMB
Aroclor-1260 [1]	ND	0.085	mg/Kg dry	4		SW-846 8082A	9/20/17	9/23/17 7:37	JMB
Aroclor-1262 [1]	ND	0.085	mg/Kg dry	4		SW-846 8082A	9/20/17	9/23/17 7:37	JMB
Aroclor-1268 [1]	ND	0.085	mg/Kg dry	4		SW-846 8082A	9/20/17	9/23/17 7:37	JMB

Surrogates	% Recovery	Recovery Limits	Flag/Qual	
Decachlorobiphenyl [1]	101	30-150		9/23/17 7:37
Decachlorobiphenyl [2]	115	30-150		9/23/17 7:37
Tetrachloro-m-xylene [1]	94.7	30-150		9/23/17 7:37
Tetrachloro-m-xylene [2]	105	30-150		9/23/17 7:37

con-test® ANALYTICAL LABORATORY
39 Spruce Street * East Longmeadow, MA 01028 * FAX 413/525-6405 * TEL. 413/525-2332

Project Location: 34 Hopmeadow St., Simsbury, CT Sample Description: Work Order: 17I0908

Date Received: 9/20/2017

Field Sample #: Dup-1 Sampled: 9/20/2017 00:00

Sample ID: 17I0908-22

Sample Matrix: Soil

Petroleum Hydrocarbons Analyses

Analyte	Results	RL	Units	Dilution	Flag/Qual	Method	Date Prepared	Date/Time Analyzed	Analyst
CT ETPH	ND	11	mg/Kg dry	1		CTDEP ETPH	9/21/17	9/23/17 0:46	PJG

Surrogates	% Recovery	Recovery Limits	Flag/Qual				
o-Terphenyl	52.8	50-150				9/23/17 0:46	

con-test® ANALYTICAL LABORATORY
39 Spruce Street * East Longmeadow, MA 01028 * FAX 413/525-6405 * TEL. 413/525-2332

Project Location: 34 Hopmeadow St., Simsbury, CT Sample Description: Work Order: 17I0908

Date Received: 9/20/2017

Field Sample #: Dup-1 Sampled: 9/20/2017 00:00

Sample ID: 17I0908-22

Sample Matrix: Soil

Conventional Chemistry Parameters by EPA/APHA/SW-846 Methods (Total)

Analyte	Results	RL	Units	Dilution	Flag/Qual	Method	Date Prepared	Date/Time Analyzed	Analyst
% Solids	92.2		% Wt	1		SM 2540G	9/21/17	9/21/17 15:03	MRL

con-test® ANALYTICAL LABORATORY
39 Spruce Street * East Longmeadow, MA 01028 * FAX 413/525-6405 * TEL. 413/525-2332

Sample Extraction Data

Prep Method: SW-846 3546-CTDEP ETPH

Lab Number [Field ID]	Batch	Initial [g]	Final [mL]	Date
17I0908-01 [B-228A 1-3]	B186755	30.0	1.00	09/21/17
17I0908-02 [B-228A 3-5]	B186755	30.2	1.00	09/21/17
17I0908-03 [B-501 1-3]	B186755	30.1	1.00	09/21/17
17I0908-04 [B-502 1-3]	B186755	30.0	1.00	09/21/17
17I0908-05 [B-220A 1-3]	B186755	30.1	1.00	09/21/17
17I0908-06 [B-220A 3-5]	B186755	30.0	1.00	09/21/17
17I0908-07 [B-503 1-3]	B186755	30.2	1.00	09/21/17
17I0908-08 [B-219A 1-3]	B186755	30.0	1.00	09/21/17
17I0908-09 [B-219A 3-5]	B186755	30.0	1.00	09/21/17
17I0908-10 [B-504 1-3]	B186755	30.1	1.00	09/21/17
17I0908-11 [B-505 1-3]	B186755	30.1	1.00	09/21/17
17I0908-12 [B-218A 1-3]	B186755	30.0	1.00	09/21/17
17I0908-13 [B-218A 3-5]	B186755	30.0	1.00	09/21/17
17I0908-14 [B-506 1-3]	B186755	30.1	1.00	09/21/17
17I0908-15 [B-507 1-3]	B186755	30.0	1.00	09/21/17
17I0908-16 [B-6A 8-10]	B186755	30.1	1.00	09/21/17
17I0908-17 [B-6A 10-12]	B186755	30.1	1.00	09/21/17
17I0908-18 [B-6A 12-14]	B186755	30.2	1.00	09/21/17
17I0908-19 [B-310A 6-8]	B186755	30.1	1.00	09/21/17
17I0908-20 [B-310A 8-10]	B186755	30.0	1.00	09/21/17

Prep Method: SW-846 3546-CTDEP ETPH

Lab Number [Field ID]	Batch	Initial [g]	Final [mL]	Date
17I0908-21 [B-310A 10-12]	B186756	30.1	1.00	09/21/17
17I0908-22 [Dup-1]	B186756	30.0	1.00	09/21/17

Prep Method: % Solids-SM 2540G

Lab Number [Field ID]	Batch	Date
17I0908-01 [B-228A 1-3]	B186737	09/21/17
17I0908-02 [B-228A 3-5]	B186737	09/21/17
17I0908-03 [B-501 1-3]	B186737	09/21/17
17I0908-04 [B-502 1-3]	B186737	09/21/17
17I0908-05 [B-220A 1-3]	B186737	09/21/17
17I0908-06 [B-220A 3-5]	B186737	09/21/17
17I0908-07 [B-503 1-3]	B186737	09/21/17
17I0908-08 [B-219A 1-3]	B186737	09/21/17
17I0908-09 [B-219A 3-5]	B186737	09/21/17
17I0908-10 [B-504 1-3]	B186737	09/21/17
17I0908-11 [B-505 1-3]	B186737	09/21/17
17I0908-12 [B-218A 1-3]	B186737	09/21/17
17I0908-13 [B-218A 3-5]	B186737	09/21/17
17I0908-14 [B-506 1-3]	B186737	09/21/17
17I0908-15 [B-507 1-3]	B186737	09/21/17
17I0908-16 [B-6A 8-10]	B186737	09/21/17
17I0908-17 [B-6A 10-12]	B186737	09/21/17
17I0908-18 [B-6A 12-14]	B186737	09/21/17
17I0908-19 [B-310A 6-8]	B186737	09/21/17
17I0908-20 [B-310A 8-10]	B186737	09/21/17
17I0908-21 [B-310A 10-12]	B186737	09/21/17
17I0908-22 [Dup-1]	B186737	09/21/17

con-test® ANALYTICAL LABORATORY
39 Spruce Street * East Longmeadow, MA 01028 * FAX 413/525-6405 * TEL. 413/525-2332

Sample Extraction Data

Prep Method: SW-846 3540C-SW-846 8082A

Lab Number [Field ID]	Batch	Initial [g]	Final [mL]	Date
17I0908-01 [B-228A 1-3]	B186715	10.0	10.0	09/20/17
17I0908-02 [B-228A 3-5]	B186715	10.6	10.0	09/20/17
17I0908-03 [B-501 1-3]	B186715	10.3	10.0	09/20/17
17I0908-04 [B-502 1-3]	B186715	10.4	10.0	09/20/17
17I0908-11 [B-505 1-3]	B186715	10.1	10.0	09/20/17
17I0908-15 [B-507 1-3]	B186715	10.1	10.0	09/20/17
17I0908-22 [Dup-1]	B186715	10.2	10.0	09/20/17

con-test® ANALYTICAL LABORATORY
39 Spruce Street * East Longmeadow, MA 01028 * FAX 413/525-6405 * TEL. 413/525-2332

QUALITY CONTROL

Polychlorinated Biphenyls with 3540 Soxhlet Extraction - Quality Control

Analyte	Result	Reporting Limit	Units	Spike Level	Source Result	%REC	%REC Limits	RPD	RPD Limit	Notes
Batch B186715 - SW-846 3540C										
Blank (B186715-BLK1)				Prepared: 09/20/17 Analyzed: 09/22/17						
Aroclor-1016	ND	0.020	mg/Kg wet							
Aroclor-1016 [2C]	ND	0.020	mg/Kg wet							
Aroclor-1221	ND	0.020	mg/Kg wet							
Aroclor-1221 [2C]	ND	0.020	mg/Kg wet							
Aroclor-1232	ND	0.020	mg/Kg wet							
Aroclor-1232 [2C]	ND	0.020	mg/Kg wet							
Aroclor-1242	ND	0.020	mg/Kg wet							
Aroclor-1242 [2C]	ND	0.020	mg/Kg wet							
Aroclor-1248	ND	0.020	mg/Kg wet							
Aroclor-1248 [2C]	ND	0.020	mg/Kg wet							
Aroclor-1254	ND	0.020	mg/Kg wet							
Aroclor-1254 [2C]	ND	0.020	mg/Kg wet							
Aroclor-1260	ND	0.020	mg/Kg wet							
Aroclor-1260 [2C]	ND	0.020	mg/Kg wet							
Aroclor-1262	ND	0.020	mg/Kg wet							
Aroclor-1262 [2C]	ND	0.020	mg/Kg wet							
Aroclor-1268	ND	0.020	mg/Kg wet							
Aroclor-1268 [2C]	ND	0.020	mg/Kg wet							
Surrogate: Decachlorobiphenyl	*0.210*		mg/Kg wet	0.200		105	30-150			
Surrogate: Decachlorobiphenyl [2C]	*0.187*		mg/Kg wet	0.200		93.5	30-150			
Surrogate: Tetrachloro-m-xylene	*0.187*		mg/Kg wet	0.200		93.6	30-150			
Surrogate: Tetrachloro-m-xylene [2C]	*0.141*		mg/Kg wet	0.200		70.3	30-150			
LCS (B186715-BS1)				Prepared: 09/20/17 Analyzed: 09/22/17						
Aroclor-1016	0.19	0.020	mg/Kg wet	0.200		94.2	40-140			
Aroclor-1016 [2C]	0.18	0.020	mg/Kg wet	0.200		91.1	40-140			
Aroclor-1260	0.19	0.020	mg/Kg wet	0.200		96.2	40-140			
Aroclor-1260 [2C]	0.20	0.020	mg/Kg wet	0.200		99.1	40-140			
Surrogate: Decachlorobiphenyl	*0.243*		mg/Kg wet	0.200		121	30-150			
Surrogate: Decachlorobiphenyl [2C]	*0.201*		mg/Kg wet	0.200		101	30-150			
Surrogate: Tetrachloro-m-xylene	*0.215*		mg/Kg wet	0.200		108	30-150			
Surrogate: Tetrachloro-m-xylene [2C]	*0.149*		mg/Kg wet	0.200		74.7	30-150			
LCS Dup (B186715-BSD1)				Prepared: 09/20/17 Analyzed: 09/22/17						
Aroclor-1016	0.16	0.020	mg/Kg wet	0.200		82.4	40-140	13.4	30	
Aroclor-1016 [2C]	0.16	0.020	mg/Kg wet	0.200		79.0	40-140	14.3	30	
Aroclor-1260	0.17	0.020	mg/Kg wet	0.200		86.2	40-140	11.0	30	
Aroclor-1260 [2C]	0.18	0.020	mg/Kg wet	0.200		88.9	40-140	10.9	30	
Surrogate: Decachlorobiphenyl	*0.235*		mg/Kg wet	0.200		117	30-150			
Surrogate: Decachlorobiphenyl [2C]	*0.197*		mg/Kg wet	0.200		98.4	30-150			
Surrogate: Tetrachloro-m-xylene	*0.199*		mg/Kg wet	0.200		99.3	30-150			
Surrogate: Tetrachloro-m-xylene [2C]	*0.139*		mg/Kg wet	0.200		69.7	30-150			

con-test® ANALYTICAL LABORATORY
39 Spruce Street * East Longmeadow, MA 01028 * FAX 413/525-6405 * TEL. 413/525-2332

QUALITY CONTROL

Petroleum Hydrocarbons Analyses - Quality Control

Analyte	Result	Reporting Limit	Units	Spike Level	Source Result	%REC		%REC Limits	RPD		RPD Limit	Notes
Batch B186755 - SW-846 3546												
Blank (B186755-BLK1)				Prepared: 09/21/17 Analyzed: 09/22/17								
CT ETPH	ND	10	mg/Kg wet									
Surrogate: o-Terphenyl	*2.70*		mg/Kg wet	3.33		81.0		50-150				
LCS (B186755-BS1)				Prepared: 09/21/17 Analyzed: 09/22/17								
CT ETPH	24.0	10	mg/Kg wet	33.3		72.0		60-120				
Surrogate: o-Terphenyl	*2.70*		mg/Kg wet	3.33		81.1		50-150				
LCS Dup (B186755-BSD1)				Prepared: 09/21/17 Analyzed: 09/22/17								
CT ETPH	24.1	10	mg/Kg wet	33.3		72.3		60-120	0.377		30	
Surrogate: o-Terphenyl	*2.72*		mg/Kg wet	3.33		81.7		50-150				
Matrix Spike (B186755-MS1)	**Source: 17I0908-01**			Prepared: 09/21/17 Analyzed: 09/23/17								
CT ETPH	38.7	10	mg/Kg dry	34.5	36.1	**7.50**	*	50-150				MS-07A, R-06
Surrogate: o-Terphenyl	*2.31*		mg/Kg dry	3.45		67.1		50-150				
Matrix Spike Dup (B186755-MSD1)	**Source: 17I0908-01**			Prepared: 09/21/17 Analyzed: 09/23/17								
CT ETPH	28.2	10	mg/Kg dry	34.4	36.1	**-23.1**	*	50-150	**31.5**	*	30	MS-07A, R-06
Surrogate: o-Terphenyl	*1.24*		mg/Kg dry	3.44		**36.0**	*	50-150				S-26
Batch B186756 - SW-846 3546												
Blank (B186756-BLK1)				Prepared: 09/21/17 Analyzed: 09/22/17								
CT ETPH	ND	10	mg/Kg wet									
Surrogate: o-Terphenyl	*2.93*		mg/Kg wet	3.33		88.0		50-150				
LCS (B186756-BS1)				Prepared: 09/21/17 Analyzed: 09/22/17								
CT ETPH	18.7	10	mg/Kg wet	33.3		**56.2**	*	60-120				L-07
Surrogate: o-Terphenyl	*2.75*		mg/Kg wet	3.33		82.6		50-150				
LCS Dup (B186756-BSD1)				Prepared: 09/21/17 Analyzed: 09/22/17								
CT ETPH	24.4	10	mg/Kg wet	33.3		73.3		60-120	26.4		30	
Surrogate: o-Terphenyl	*3.15*		mg/Kg wet	3.33		94.4		50-150				

con-test® ANALYTICAL LABORATORY
39 Spruce Street * East Longmeadow, MA 01028 * FAX 413/525-6405 * TEL. 413/525-2332

QUALITY CONTROL

Conventional Chemistry Parameters by EPA/APHA/SW-846 Methods (Total) - Quality Control

Analyte	Result	Reporting Limit	Units	Spike Level	Source Result	%REC	%REC Limits	RPD	RPD Limit	Notes
Batch B186737 - % Solids										
Duplicate (B186737-DUP1)	**Source: 17I0908-01**			Prepared & Analyzed: 09/21/17						
% Solids	96.8		% Wt		96.7			0.103	20	
Duplicate (B186737-DUP2)	**Source: 17I0908-10**			Prepared & Analyzed: 09/21/17						
% Solids	96.1		% Wt		93.6			2.64	20	
Duplicate (B186737-DUP3)	**Source: 17I0908-20**			Prepared & Analyzed: 09/21/17						
% Solids	91.8		% Wt		92.0			0.218	20	

con-test® ANALYTICAL LABORATORY
39 Spruce Street * East Longmeadow, MA 01028 * FAX 413/525-6405 * TEL. 413/525-2332

IDENTIFICATION SUMMARY FOR SINGLE COMPONENT ANALYTES

SW-846 8082A

LCS

Lab Sample ID: B186715-BS1 Date(s) Analyzed 09/22/2017 09/22/2017

Instrument ID (1): ECD 9 Instrument ID (2): ECD 9

GC Column (1): ID: (mm) GC Column (2): ID: (mm)

ANALYTE	COL	RT	RT WINDOW		CONCENTRATION	%RPD
			FROM	TO		
Aroclor-1016	1	0.000	-0.030	0.030	0.19	
	2	0.000	-0.030	0.030	0.18	5.4
Aroclor-1260	1	0.000	-0.030	0.030	0.19	
	2	0.000	-0.030	0.030	0.20	5.1

con-test® ANALYTICAL LABORATORY
39 Spruce Street * East Longmeadow, MA 01028 * FAX 413/525-6405 * TEL. 413/525-2332

IDENTIFICATION SUMMARY FOR SINGLE COMPONENT ANALYTES

SW-846 8082A

LCS Dup

Lab Sample ID: B186715-BSD1 Date(s) Analyzed 09/22/2017 09/22/2017

Instrument ID (1): ECD 9 Instrument ID (2): ECD 9

GC Column (1): ID: (mm) GC Column (2): ID: (mm)

ANALYTE	COL	RT	RT WINDOW		CONCENTRATION	%RPD
			FROM	TO		
Aroclor-1016	1	0.000	-0.030	0.030	0.16	
	2	0.000	-0.030	0.030	0.16	6.1
Aroclor-1260	1	0.000	-0.030	0.030	0.17	
	2	0.000	-0.030	0.030	0.18	5.7

con-test® ANALYTICAL LABORATORY
39 Spruce Street * East Longmeadow, MA 01028 * FAX 413/525-6405 * TEL. 413/525-2332

FLAG/QUALIFIER SUMMARY

*	QC result is outside of established limits.
†	Wide recovery limits established for difficult compound.
‡	Wide RPD limits established for difficult compound.
#	Data exceeded client recommended or regulatory level
ND	Not Detected
RL	Reporting Limit
DL	Method Detection Limit
MCL	Maximum Contaminant Level
	Percent recoveries and relative percent differences (RPDs) are determined by the software using values in the calculation which have not been rounded.
	No results have been blank subtracted unless specified in the case narrative section.
L-07	Either laboratory fortified blank/laboratory control sample or duplicate recovery is outside of control limits, but the other is within limits. RPD between the two LFB/LCS results is within method specified criteria.
MS-07A	Matrix spike and spike duplicate recovery is outside of control limits. Analysis is in control based on laboratory fortified blank recovery. Possiblity of matrix effects that lead to low bias or non-homogeneous sample aliquot cannot be eliminated.
R-06	Matrix spike duplicate RPD is outside of control limits. Reduced precision is anticipated for reported result for this compound in this sample.
S-26	Surrogate outside of control limits.

con-test® ANALYTICAL LABORATORY
39 Spruce Street * East Longmeadow, MA 01028 * FAX 413/525-6405 * TEL. 413/525-2332

CERTIFICATIONS

Certified Analyses included in this Report

Analyte	Certifications
CTDEP ETPH in Soil	
CT ETPH	CT
SW-846 8082A in Soil	
Aroclor-1016	CT,NH,NY,ME,NC,VA
Aroclor-1016 [2C]	CT,NH,NY,ME,NC,VA
Aroclor-1221	CT,NH,NY,ME,NC,VA
Aroclor-1221 [2C]	CT,NH,NY,ME,NC,VA
Aroclor-1232	CT,NH,NY,ME,NC,VA
Aroclor-1232 [2C]	CT,NH,NY,ME,NC,VA
Aroclor-1242	CT,NH,NY,ME,NC,VA
Aroclor-1242 [2C]	CT,NH,NY,ME,NC,VA
Aroclor-1248	CT,NH,NY,ME,NC,VA
Aroclor-1248 [2C]	CT,NH,NY,ME,NC,VA
Aroclor-1254	CT,NH,NY,ME,NC,VA
Aroclor-1254 [2C]	CT,NH,NY,ME,NC,VA
Aroclor-1260	CT,NH,NY,ME,NC,VA
Aroclor-1260 [2C]	CT,NH,NY,ME,NC,VA
Aroclor-1262	NY,NC,VA
Aroclor-1262 [2C]	NY,NC,VA
Aroclor-1268	NY,NC,VA
Aroclor-1268 [2C]	NY,NC,VA

The CON-TEST Environmental Laboratory operates under the following certifications and accreditations:

Code	Description	Number	Expires
AIHA	AIHA-LAP, LLC - ISO17025:2005	100033	02/1/2018
MA	Massachusetts DEP	M-MA100	06/30/2018
CT	Connecticut Department of Publilc Health	PH-0567	09/30/2019
NY	New York State Department of Health	10899 NELAP	04/1/2018
NH-S	New Hampshire Environmental Lab	2516 NELAP	02/5/2018
RI	Rhode Island Department of Health	LAO00112	12/30/2017
NC	North Carolina Div. of Water Quality	652	12/31/2017
NJ	New Jersey DEP	MA007 NELAP	06/30/2018
FL	Florida Department of Health	E871027 NELAP	06/30/2018
VT	Vermont Department of Health Lead Laboratory	LL015036	07/30/2018
ME	State of Maine	2011028	06/9/2019
VA	Commonwealth of Virginia	460217	12/14/2017
NH-P	New Hampshire Environmental Lab	2557 NELAP	09/6/2018
VT-DW	Vermont Department of Health Drinking Water	VT-255716	06/12/2018
NC-DW	North Carolina Department of Health	25703	07/31/2018

con-test® ANALYTICAL LABORATORY

17I0908

Phone: 413-525-2332
Fax: 413-525-6405
Email: info@contestlabs.com

http://www.contestlabs.com

Doc # 381 Rev 1_03242017

CHAIN OF CUSTODY RECORD

39 Spruce Street
East Longmeadow, MA 01028

Company Name:	Weston & Sampson (for Eversource Energy)
Address:	273 Dividend Rd Rocky Hill, CT
Phone:	860 513-1473
Project Name:	Simsbury AWC
Project Location:	34 Hopmeadow Street Simsbury, CT
Project Number:	--
Project Manager:	Jeff Willson
Con-Test Quote Name/Number:	Per Tom Veratti email
Invoice Recipient:	Weston & Sampson (Jeff Willson)
Sampled By:	Laura Yellen

Requested Turnaround Time
7-Day ☐ 10-Day ☐
Due Date:

Rush-Approval Required
1-Day ☐ 3-Day ☐
2-Day ☑ 4-Day ☐

Data Delivery
Format: PDF ☐ EXCEL ☐
Other:
CLP Like Data Pkg Required: ☐
Email To: yellenl@wseinc.com
Fax To #: drew.blicharz@eversource.com

ANALYSIS REQUESTED

Con-Test Work Order#	Client Sample ID / Description	Beginning Date/Time	Ending Date/Time	Composite	Grab	[1]Matrix Code	Conc Code	ETPH	PCBs via soxhlet extraction	# of Containers	[2] Preservation Code	[3] Container Code
								1	1	1	1	A
1	B-228A 1-3'	9/20/17 0940	9/20/17 0942		X	S	U	✓	✓			
2	B-228A 3-5'	0942	0944					✓	✓			
3	B-501 1-3'	0956	0958					✓	✓			
4	B-502 1-3'	1012	1014					✓	✓			
5	B-220A 1-3'	1042	1044					✓				
6	B-220A 3-5'	1044	1046					✓				
7	B-503 1-3'	1048	1050					✓				
8	B-219A 1-3'	1056	1058					✓				
9	B-219A 3-5'	1058	1100					✓				
10	B-504 1-3'	1106	1108					✓				

Dissolved Metals Samples
○ Field Filtered
○ Lab to Filter

Orthophosphate Samples
○ Field Filtered
○ Lab to Filter

[1] **Matrix Codes:**
GW = Ground Water
WW = Waste Water
DW = Drinking Water
A = Air
S = Soil
SL = Sludge
SOL = Solid
O = Other (please define)

[2] **Preservation Codes:**
I = Iced
H = HCL
M = Methanol
N = Nitric Acid
S = Sulfuric Acid
B = Sodium Bisulfate
X = Sodium Hydroxide
T = Sodium Thiosulfate
O = Other (please define)

[3] **Container Codes:**
A = Amber Glass
G = Glass
P = Plastic
ST = Sterile
V = Vial
S = Summa Canister
T = Tedlar Bag
O = Other (please define)

Comments:
(1) Please note RUSH 2-3 TAT; rush TAT surcharge has been waived per Tom Veratti
(2) Bill Weston & Sampson directly (3)
Send lab reports to L. Yellen (yellenl@wseinc.com) and D. Blicharz (drew.blicharz@eversource.com)

Please use the following codes to indicate possible sample concentration within the **Conc Code** column above:
H - High; M - Medium; L - Low; C - Clean; U - Unknown

	Date/Time:
Relinquished by: (signature) Laura Yellen	9/20/17 1530
Received by: (signature) Tom Mann	9/20/17 1615
Relinquished by: (signature) Tom Mann	9/20/17 1825
Received by: (signature)	9/20/17 1825
Relinquished by: (signature)	
Received by: (signature)	

Detection Limit Requirements
MA:
CT:
CTDEEP RSRs (RES DEC and GA PMC)
Other:

Special Requirements
☐ MA MCP Required
MCP Certification Form Required
☑ CT RCP Required
RCP Certification Form Required
☐ MA State DW Required
PWSID #

con-test® ANALYTICAL LABORATORY www.contestlabs.com
NELAC and AIHA-LAP, LLC Accredited

Project Entity
☐ Government ☐ Municipality ☐ MWRA ☐ WRTA
☐ Federal ☐ 21 J ☐ School
☐ City ☐ Brownfield ☐ MBTA

Other
☐ Chromatogram
☐ *AIHA-LAP,LLC*

PCB ONLY
☑ Soxhlet
☐ Non Soxhlet

Table of Contents

con-test ANALYTICAL LABORATORY

17I0908

Phone: 413-525-2332
Fax: 413-525-6405
Email: info@contestlabs.com

http://www.contestlabs.com

Doc # 381 Rev 1_03242017

CHAIN OF CUSTODY RECORD

39 Spruce Street
East Longmeadow, MA 01028

Company Name:	Weston & Sampson (for Eversource Energy)
Address:	273 Dividend Rd Rocky Hill, CT
Phone:	860 513-1473
Project Name:	Simsbury AWC
Project Location:	34 Hopmeadow Street Simsbury, CT
Project Number:	--
Project Manager:	Jeff Willson
Con-Test Quote Name/Number:	Per Tom Veratti email
Invoice Recipient:	Weston & Sampson (Jeff Willson)
Sampled By:	Laura Yellen

Requested Turnaround Time
7-Day ☐ 10-Day ☐
Due Date:

Rush Approval Required
1-Day ☐ 3-Day ☐
2-Day ☑ 4-Day ☐

Data Delivery
Format: PDF ☐ EXCEL ☐
Other:
CLP Like Data Pkg Required: ☐
Email To: yellenl@wseinc.com
Fax To #: drew.blicharz@eversource.com

ANALYSIS REQUESTED

Con-Test Work Order#	Client Sample ID / Description	Beginning Date/Time	Ending Date/Time	Composite	Grab	[1]Matrix Code	Conc Code	ETPH	PCBs via soxhlet extraction	# of Containers	[2] Preservation Code	[3] Container Code
								1	1	1	I	A
11	B-505 1-3'	9/20/17 1116	9/20/17 1118		X	S	U	✓	✓			
12	B-218A 1-3'	1121	1123					✓				
13	B-218A 3-5'	1123	1125					✓				
14	B-506 1-3'	1126	1128					✓				
15	B-507 1-3'	1136	1138					✓	✓			
16	B-6A 8-10'	1240	1242					✓				
17	B-6A 10-12'	1242	1244					✓				
18	B-6A 12-14'	1244	1246					✓				
19	B-310A 6-8'	1310	1312					✓				
20	B-310A 8-10'	1312	1314					✓				

Dissolved Metals Samples
○ Field Filtered
○ Lab to Filter

Orthophosphate Samples
○ Field Filtered
○ Lab to Filter

[1] **Matrix Codes:**
GW = Ground Water
WW = Waste Water
DW = Drinking Water
A = Air
S = Soil
SL = Sludge
SOL = Solid
O = Other (please define)

[2] **Preservation Codes:**
I = Iced
H = HCL
M = Methanol
N = Nitric Acid
S = Sulfuric Acid
B = Sodium Bisulfate
X = Sodium Hydroxide
T = Sodium Thiosulfate
O = Other (please define)

[3] **Container Codes:**
A = Amber Glass
G = Glass
P = Plastic
ST = Sterile
V = Vial
S = Summa Canister
T = Tedlar Bag
O = Other (please define)

Comments:
(1) Please note RUSH 2-3 TAT; rush TAT surcharge has been waived per Tom Veratti
(2) Bill Weston & Sampson directly (3)
Send lab reports to L. Yellen (yellenl@wseinc.com) and D. Blicharz (drew.blicharz@eversource.com)

Please use the following codes to indicate possible sample concentration within the **Conc Code** column above:
H - High; M - Medium; L - Low; C - Clean; U - Unknown

	Relinquished by: (signature)	Date/Time:	Received by: (signature)	Date/Time:
1	Laura Yellen	9/20/17 1530	Tom Mair	9/20/17 1615
2	Tom Mair	9/20/17 1825	[illegible]	9/20/17 1825
3				

Detection Limit Requirements
MA:
CT:
CTDEEP RSRs
(RES DEC and GA PMC)
Other:

Special Requirements
☐ MA MCP Required
MCP Certification Form Required
☑ CT RCP Required
RCP Certification Form Required
☐ MA State DW Required
PWSID #

con-test ANALYTICAL LABORATORY
www.contestlabs.com
NELAC and AIHA-LAP, LLC Accredited

Project Entity
☐ Government ☐ Municipality ☐ MWRA ☐ WRTA
☐ Federal ☐ 21 J ☐ School
☐ City ☐ Brownfield ☐ MBTA

Other
☐ Chromatogram
☐ *AIHA-LAP,LLC*

PCB ONLY
☑ Soxhlet
☐ Non Soxhlet

Table of Contents

17I0908

con-test® ANALYTICAL LABORATORY

http://www.contestlabs.com

Doc # 381 Rev 1_03242017

CHAIN OF CUSTODY RECORD

Phone: 413-525-2332
Fax: 413-525-6405
Email: info@contestlabs.com

39 Spruce Street
East Longmeadow, MA 01028

Page 1 of 2

Company Name:	Weston & Sampson (for Eversource Energy)
Address:	273 Dividend Rd Rocky Hill, CT
Phone:	860 513-1473
Project Name:	Simsbury AWC
Project Location:	34 Hopmeadow Street Simsbury, CT
Project Number:	--
Project Manager:	Jeff Willson
Con-Test Quote Name/Number:	Per Tom Veratti email
Invoice Recipient:	Weston & Sampson (Jeff Willson)
Sampled By:	Laura Yellen

Requested Turnaround Time
7-Day ☐ 10-Day ☐
Due Date:

Rush Approval Required
1-Day ☐ 3-Day ☐
2-Day ☑ 4-Day ☐

Data Delivery
Format: PDF ☐ EXCEL ☐
Other:
CLP Like Data Pkg Required: ☐
Email To: yellenl@wseinc.com
Fax To #: drew.blicharz@eversource.com

ANALYSIS REQUESTED

Con-Test Work Order#	Client Sample ID / Description	Beginning Date/Time	Ending Date/Time	Composite	Grab	[1]Matrix Code	Conc Code	ETPH	PCBs via soxhlet extraction	# of Containers	[2] Preservation Code	[3] Container Code
								1	1			
								I	I			
								A	A			
21	B-310A 10-12'	9/20/17 1315	9/20/17 1317		X	S	U	✓				
22	DUP-1	↓	↓		↓	↓	↓	✓	✓			

Dissolved Metals Samples
○ Field Filtered
○ Lab to Filter

Orthophosphate Samples
○ Field Filtered
○ Lab to Filter

[1] **Matrix Codes:**
GW = Ground Water
WW = Waste Water
DW = Drinking Water
A = Air
S = Soil
SL = Sludge
SOL = Solid
O = Other (please define)

[2] **Preservation Codes:**
I = Iced
H = HCL
M = Methanol
N = Nitric Acid
S = Sulfuric Acid
B = Sodium Bisulfate
X = Sodium Hydroxide
T = Sodium Thiosulfate
O = Other (please define)

[3] **Container Codes:**
A = Amber Glass
G = Glass
P = Plastic
ST = Sterile
V = Vial
S = Summa Canister
T = Tedlar Bag
O = Other (please define)

Comments:
(1) Please note RUSH 2-3 TAT; rush TAT surcharge has been waived per Tom Veratti
(2) Bill Weston & Sampson directly (3)
Send lab reports to L. Yellen (yellenl@wseinc.com) and D. Blicharz (drew.blicharz@eversource.com)

Please use the following codes to indicate possible sample concentration within the **Conc Code** column above:
H - High; M - Medium; L - Low; C - Clean; U - Unknown

	Relinquished by: (signature)	Date/Time:
	Laura Yellen	9/20/17 1530
	Received by: (signature)	Date/Time:
	Tom Mani	9/20/17 1615
	Relinquished by: (signature)	Date/Time:
	Tom Mani	9/20/17 1825
	Received by: (signature)	Date/Time:
	[illegible]	9/20/17 1825
	Relinquished by: (signature)	Date/Time:
	Received by: (signature)	Date/Time:

Detection Limit Requirements
MA
CT
CTDEEP RSRs
(RES DEC and GA PMC)
Other:

Special Requirements
☐ MA MCP Required
MCP Certification Form Required
☑ CT RCP Required
RCP Certification Form Required
☐ MA State DW Required
PWSID #

con-test® ANALYTICAL LABORATORY
www.contestlabs.com
NELAC and AIHA-LAP, LLC Accredited

Project Entity
☐ Government ☐ Municipality ☐ MWRA ☐ WRTA
☐ Federal ☐ 21 J ☐ School
☐ City ☐ Brownfield ☐ MBTA

Other
☐ Chromatogram
☐ *AIHA-LAP,LLC*

PCB ONLY
☑ Soxhlet
☐ Non Soxhlet

Table of Contents

39 Spruce St.
East Longmeadow, MA. 01028
P: 413-525-2332
F: 413-525-6405
www.contestlabs.com

con-test® ANALYTICAL LABORATORY

Doc# 277 Rev 5 2017

Login Sample Receipt Checklist - (Rejection Criteria Listing - Using Acceptance Policy) Any False Statement will be brought to the attention of the Client - State True or False

Client Weston & Sampson **Received By** JM Date 9/20/17 Time 1825

How were the samples received? In Cooler T No Cooler ____ On Ice T No Ice ____
Direct from Sampling ____ Ambient ____ Melted Ice ____
By Gun # 1 Actual Temp - 3.4
Were samples within Temperature? 2-6°C T By Blank # ____ Actual Temp - ____
Was Custody Seal Intact? N/A Were Samples Tampered with? N/A
Was COC Relinquished ? T Does Chain Agree With Samples? T
Are there broken/leaking/loose caps on any samples? F
Is COC in ink/ Legible? T Were samples received within holding time? T
Did COC include all pertinent Information? Client T Analysis T Sampler Name T
Project T ID's T Collection Dates/Times T
Are Sample labels filled out and legible? T
Are there Lab to Filters? N/A Who was notified? ____
Are there Rushes? T Who was notified? Brie
Are there Short Holds? N/A Who was notified? ____
Is there enough Volume? T
Is there Headspace where applicable? N/A MS/MSD? N/A
Proper Media/Containers Used? T Is splitting samples required? N/A
Were trip blanks received? N/A On COC? N/A
Do all samples have the proper pH? N/A Acid ____ Base ____

Vials	#	Containers:	#		#		#
Unp-		1 Liter Amb.		1 Liter Plastic		16 oz Amb.	
HCL-		500 mL Amb.		500 mL Plastic		8oz Amb/Clear	15
Meoh-		250 mL Amb.		250 mL Plastic		4oz Amb/Clear	7
Bisulfate-		Col./Bacteria		Flashpoint		2oz Amb/Clear	
DI-		Other Plastic		Other Glass		Encore	
Thiosulfate-		SOC Kit		Plastic Bag		Frozen:	
Sulfuric-		Perchlorate		Ziplock			

Unused Media

Vials	#	Containers:	#		#		#
Unp-		1 Liter Amb.		1 Liter Plastic		16 oz Amb.	
HCL-		500 mL Amb.		500 mL Plastic		8oz Amb/Clear	
Meoh-		250 mL Amb.		250 mL Plastic		4oz Amb/Clear	
Bisulfate-		Col./Bacteria		Flashpoint		2oz Amb/Clear	
DI-		Other Plastic		Other Glass		Encore	
Thiosulfate-		SOC Kit		Plastic Bag		Frozen:	
Sulfuric-		Perchlorate		Ziplock			

Comments:

D:\HPCHEM\1\DATA\A092217\A0922070.D

CT ETPH DISCRIMINATION CHECK

Date Acquired	9/22/17
Data File Name	A0922070.D
Sample Name	ETPH 1500
Instrument Name	5890DFID

Compound	Ret Time	Target Response	Average Response	*%D +/- 20
c - 9	1.29	516815	565362	-9
c - 10	1.64	529791	565362	-6
c - 12	2.37	547641	565362	-3
c - 14	3.04	556901	565362	-1
c - 16	3.65	570101	565362	1
c - 18	4.28	565467	565362	0
o-Terphenyl	4.56	630928	565362	
c - 20	4.89	576024	565362	2
c - 22	5.39	589200	565362	4
c - 24	5.83	554185	565362	-2
c - 26	6.22	588533	565362	4
c - 28	6.58	587360	565362	4
c - 30	6.92	586481	565362	4
c - 32	7.23	574123	565362	2
c - 34	7.52	570671	565362	1
c - 36	7.86	567136	565362	0

* One compound allowed %D </= 50%

Samples

17I0674-01@5X
17I0674-03
17I0674-05
17I0674-06@5X
17I0674-07
17I0908-01
17I0908-02
17I0908-03@5X
17I0908-04
17I0908-05
17I0908-06
17I0908-07
17I0908-08
17I0908-09
17I0908-10

D:\HPCHEM\1\DATA\A092217\A0922120.D

CT ETPH DISCRIMINATION CHECK

Date Acquired	9/23/17
Data File Name	A0922120.D
Sample Name	ETPH 1500
Instrument Name	5890DFID

Compound	Ret Time	Target Response	Average Response	*%D +/- 20
c - 9	1.29	540533	599588	-10
c - 10	1.64	558200	599588	-7
c - 12	2.37	579040	599588	-3
c - 14	3.04	590788	599588	-1
c - 16	3.65	605748	599588	1
c - 18	4.28	602889	599588	1
o-Terphenyl	4.56	676300	599588	
c - 20	4.89	615804	599588	3
c - 22	5.39	631598	599588	5
c - 24	5.83	594587	599588	-1
c - 26	6.22	632154	599588	5
c - 28	6.58	627233	599588	5
c - 30	6.92	622360	599588	4
c - 32	7.23	603353	599588	1
c - 34	7.53	597450	599588	0
c - 36	7.87	592083	599588	-1

* One compound allowed %D </= 50%

Samples

17I0908-11
17I0908-12
17I0908-13
17I0908-14
17I0908-15
17I0908-16
17I0908-17

D:\HPCHEM\1\DATA\A092217.SEC\A0922071.D

CT ETPH DISCRIMINATION CHECK

Date Acquired	9/22/17
Data File Name	A0922071.D
Sample Name	ETPH 1500
Instrument Name	5890DFID

Compound	Ret Time	Target Response	Average Response	*%D +/- 20
c - 9	1.28	621747	655343	-5
c - 10	1.63	635600	655343	-3
c - 12	2.35	655659	655343	0
c - 14	3.01	667262	655343	2
c - 16	3.61	678344	655343	4
c - 18	4.23	665428	655343	2
o-Terphenyl	4.51	738787	655343	
c - 20	4.83	668731	655343	2
c - 22	5.33	675429	655343	3
c - 24	5.77	628178	655343	-4
c - 26	6.16	663205	655343	1
c - 28	6.52	658674	655343	1
c - 30	6.85	659398	655343	1
c - 32	7.16	648467	655343	-1
c - 34	7.45	652001	655343	-1
c - 36	7.76	652018	655343	-1

* One compound allowed %D </= 50%

Samples

17I0908-21
17I0908-22
17I0674-08
17I0674-09@5X
17I0674-10
17I0674-11@10X
17I0674-12@5X
17I0674-13

D:\HPCHEM\1\DATA\A092217.SEC\A0922121.D

CT ETPH DISCRIMINATION CHECK

Date Acquired	9/23/17
Data File Name	A0922121.D
Sample Name	ETPH 1500
Instrument Name	5890DFID

Compound	Ret Time	Target Response	Average Response	*%D +/- 20
c - 9	1.28	659065	692705	-5
c - 10	1.63	676853	692705	-2
c - 12	2.34	696615	692705	1
c - 14	3.01	705509	692705	2
c - 16	3.61	715434	692705	3
c - 18	4.23	701293	692705	1
o-Terphenyl	4.51	777996	692705	
c - 20	4.83	704827	692705	2
c - 22	5.33	711702	692705	3
c - 24	5.77	662635	692705	-4
c - 26	6.16	699493	692705	1
c - 28	6.52	695175	692705	0
c - 30	6.85	696813	692705	1
c - 32	7.16	685743	692705	-1
c - 34	7.45	689613	692705	0
c - 36	7.76	689800	692705	0

* One compound allowed %D </= 50%

Samples

17I0908-18

D:\HPCHEM\1\DATA\A092417.SEC\A0924063.D

CT ETPH DISCRIMINATION CHECK

Date Acquired	9/25/17
Data File Name	A0924063.D
Sample Name	ETPH 1500
Instrument Name	5890DFID

Compound	Ret Time	Target Response	Average Response	*%D +/- 20
c - 9	1.28	607595	632732	-4
c - 10	1.62	617625	632732	-2
c - 12	2.35	634559	632732	0
c - 14	3.01	643805	632732	2
c - 16	3.61	653185	632732	3
c - 18	4.22	640245	632732	1
o-Terphenyl	4.51	708020	632732	
c - 20	4.83	643337	632732	2
c - 22	5.33	649991	632732	3
c - 24	5.77	605843	632732	-4
c - 26	6.16	640178	632732	1
c - 28	6.52	636765	632732	1
c - 30	6.85	635937	632732	1
c - 32	7.16	624468	632732	-1
c - 34	7.45	628234	632732	-1
c - 36	7.76	629210	632732	-1

* One compound allowed %D </= 50%

Samples
17I0798-04
17I0831-07
17I0837-08
17I0837-14
17I0837-15
17I0798-03
17I0542-11RE1
17I0542-17RE1

9/26/17 2:30 PM

C:\HPCHEM\CUSTRPT\ETPHDISC.CRT

D:\HPCHEM\1\DATA\A092517.SEC\A0925007.D

CT ETPH DISCRIMINATION CHECK

Date Acquired	9/25/17
Data File Name	A0925007.D
Sample Name	ETPH 1500
Instrument Name	5890DFID

Compound	Ret Time	Target Response	Average Response	*%D +/- 20
c - 9	1.28	550181	571416	-4
c - 10	1.62	558960	571416	-2
c - 12	2.34	575407	571416	1
c - 14	3.01	583321	571416	2
c - 16	3.61	591185	571416	3
c - 18	4.22	578576	571416	1
o-Terphenyl	4.51	640865	571416	
c - 20	4.83	581340	571416	2
c - 22	5.33	586997	571416	3
c - 24	5.77	546887	571416	-4
c - 26	6.16	577444	571416	1
c - 28	6.52	573951	571416	0
c - 30	6.85	572464	571416	0
c - 32	7.16	561876	571416	-2
c - 34	7.45	565482	571416	-1
c - 36	7.76	567162	571416	-1

* One compound allowed %D </= 50%

Samples
17I0850-01@5X
17I0797-02@5X
17I0797-03@10X
17I0797-04@5X
17I0797-05@5X
17I0902-02@20X
17I0902-01@20X
17I0912-03
17I0912-04

D:\HPCHEM\1\DATA\A092217.SEC\A0922121.D

CT ETPH DISCRIMINATION CHECK

Date Acquired	9/23/17
Data File Name	A0922121.D
Sample Name	ETPH 1500
Instrument Name	5890DFID

Compound	Ret Time	Target Response	Average Response	*%D +/- 20
c - 9	1.28	659065	692705	-5
c - 10	1.63	676853	692705	-2
c - 12	2.34	696615	692705	1
c - 14	3.01	705509	692705	2
c - 16	3.61	715434	692705	3
c - 18	4.23	701293	692705	1
o-Terphenyl	4.51	777996	692705	
c - 20	4.83	704827	692705	2
c - 22	5.33	711702	692705	3
c - 24	5.77	662635	692705	-4
c - 26	6.16	699493	692705	1
c - 28	6.52	695175	692705	0
c - 30	6.85	696813	692705	1
c - 32	7.16	685743	692705	-1
c - 34	7.45	689613	692705	0
c - 36	7.76	689800	692705	0

* One compound allowed %D </= 50%

Samples
17I0750-03

D:\HPCHEM\1\DATA\A092217.SEC\A0922071.D

CT ETPH DISCRIMINATION CHECK

Date Acquired	9/22/17
Data File Name	A0922071.D
Sample Name	ETPH 1500
Instrument Name	5890DFID

Compound	Ret Time	Target Response	Average Response	*%D +/- 20
c - 9	1.28	621747	655343	-5
c - 10	1.63	635600	655343	-3
c - 12	2.35	655659	655343	0
c - 14	3.01	667262	655343	2
c - 16	3.61	678344	655343	4
c - 18	4.23	665428	655343	2
o-Terphenyl	4.51	738787	655343	
c - 20	4.83	668731	655343	2
c - 22	5.33	675429	655343	3
c - 24	5.77	628178	655343	-4
c - 26	6.16	663205	655343	1
c - 28	6.52	658674	655343	1
c - 30	6.85	659398	655343	1
c - 32	7.16	648467	655343	-1
c - 34	7.45	652001	655343	-1
c - 36	7.76	652018	655343	-1

* One compound allowed %D </= 50%

Samples
17I0728-01
17I0728-02
17I0750-01
17I0750-02

D:\HPCHEM\1\DATA\A092417\A0924006.D

CT ETPH DISCRIMINATION CHECK

Date Acquired	9/24/17
Data File Name	A0924006.D
Sample Name	ETPH 1500
Instrument Name	5890DFID

Compound	Ret Time	Target Response	Average Response	*%D +/- 20
c - 9	1.29	441425	487428	-9
c - 10	1.64	450458	487428	-8
c - 12	2.37	469082	487428	-4
c - 14	3.04	480667	487428	-1
c - 16	3.65	493307	487428	1
c - 18	4.28	491332	487428	1
o-Terphenyl	4.56	548239	487428	
c - 20	4.89	502052	487428	3
c - 22	5.39	515524	487428	6
c - 24	5.83	486080	487428	0
c - 26	6.22	515868	487428	6
c - 28	6.58	510711	487428	5
c - 30	6.92	503681	487428	3
c - 32	7.23	486439	487428	0
c - 34	7.52	483775	487428	-1
c - 36	7.87	481023	487428	-1

* One compound allowed %D </= 50%

Samples
17I0544-01
17I0662-03
17I0662-04
17I0603-27
17I0861-05
17I0661-01
17I0861-06

D:\HPCHEM\1\DATA\A092417\A0924062.D

CT ETPH DISCRIMINATION CHECK

Date Acquired	9/25/17
Data File Name	A0924062.D
Sample Name	ETPH 1500
Instrument Name	5890DFID

Compound	Ret Time	Target Response	Average Response	*%D +/- 20
c - 9	1.29	495106	544608	-9
c - 10	1.64	507885	544608	-7
c - 12	2.37	529231	544608	-3
c - 14	3.04	543691	544608	0
c - 16	3.65	557962	544608	2
c - 18	4.28	554393	544608	2
o-Terphenyl	4.56	614813	544608	
c - 20	4.89	564052	544608	4
c - 22	5.39	575713	544608	6
c - 24	5.83	539826	544608	-1
c - 26	6.22	570669	544608	5
c - 28	6.58	564232	544608	4
c - 30	6.92	557275	544608	2
c - 32	7.23	539902	544608	-1
c - 34	7.52	536492	544608	-1
c - 36	7.86	532684	544608	-2

* One compound allowed %D </= 50%

Samples
17I0719-09RE1
17I0719-15
17I0850-02
17I0719-08RE1
17I0908-19@25X
17I0908-20@5X

REASONABLE CONFIDENCE PROTOCOL
LABORATORY ANALYSIS QA/QC CERTIFICATION FORM

Laboratory Name: Con-Test Analytical Laboratory

Client: Weston & Sampson

Project Location: 34 Hopmeadow St., Simsbury, CT

Project Number: 17I0908

Laboratory Sample ID(s):

17I0908-01 thru 17I0908-22

Sample Date(s):

09/20/2017

List RCP Methods Used:

CTDEP ETPH, SW-846 8082A

1	For each analytical method referenced in this laboratory report package, were all specified QA/QC performance criteria followed, including the requirement to explain any criteria falling outside of acceptable guidelines, as specified in the CTDEP method-specific Reasonable Confidence Protocol documents?	☑ Yes ☐ No
1A	Were the method specified preservation and holding time requirements met?	☑ Yes ☐ No
1B	VPH and EPH Methods only: Was the VPH and EPH method conducted without significant modifications (see Section 11.3 of respective RCP methods)?	☐ Yes ☐ No ☑ N/A
2	Were all samples received by the laboratory in a condition consistent with that described on the associated chain-of-custody document(s)?	☑ Yes ☐ No
3	Were samples received at an appropriate temperature (< 6 degrees C.)?	☑ Yes ☐ No ☐ N/A
4	Were all QA/QC performance criteria specified in the CTDEP Reasonable Confidence Protocol documents achieved?	☐ Yes ☑ No
5A	Were reporting limits specified or referenced on the chain-of-custody?	☑ Yes ☐ No
5B	Were these reporting limits met?	☑ Yes ☐ No
6	For each analytical method referenced in this laboratory report package, were results reported for all constituents identified in the method-specific analyte lists presented in the Reasonable Confidence Protocol documents?	☑ Yes ☐ No
7	Are project-specific matrix spikes and laboratory duplicates included in this data set?	☑ Yes ☐ No

Notes: For all questions to which the response was "No" (with the exception of question #7), additional information must be provided in an attached narrative. If the answer to question #1, #1A, or #1B is "No", the data package does not meet the requirements for "Reasonable Confidence."
This form may not be altered and all questions must be answered.

I, the undersigned, attest under the pains and penalties of perjury that, to the best of my knowledge and belief and based upon my personal inquiry of those responsible for providing the information contained in this analytical report, such information is accurate and complete.

Authorized Signature: Lisa Worthington **Position:** Project Manager

Printed Name: Lisa A. Worthington **Date:** 09/26/17

Name of Laboratory: Con-Test Analytical Laboratory

This certification form is to be used for RCP methods only.

WORK ORDER

17I0910

Printed: 9/21/2017 9:27:30AM

Con-Test Analytical Laboratory

Client:	**Weston & Sampson**	**Project Manager:**	**James M. Georgantas**
Project:	**Simsbury AWC**	**Project Number:**	**[none]**

Below please find the login confirmation including the CoC and draft invoice.

To ensure that your needs are met, **please review** these documents to verify that:

1. The number of samples received and matrix are correct.
2. The methods are correct as well as any specific regulatory requirements.
3. The due date for the final report is correct.
4. The contact information is correct.
5. The pricing is correct.

Thank-you for choosing Con-Test Analytical Laboratories. If you need further assistance, please contact your project manager.

Printed: 9/21/2017 9:27:30AM

WORK ORDER

17I0910

Con-Test Analytical Laboratory

Client:	**Weston & Sampson**	**Project Manager:**	**James M. Georgantas**
Project:	**Simsbury AWC**	**Project Number:**	**[none]**

Report To:
Weston & Sampson
Jeff Willson
273 Dividend Road
Rocky Hill, CT 06067
Phone: (860) 616-6618
Fax: -

Invoice To:
Weston & Sampson
Accounts Payable
5 Centennial Drive
Peabody, MA 01960
Phone :(860) 513-1473
Fax: -

Analysis	Due	TAT	Expires	Comments
17I0910-01 B-228 6-8 [Soil] Sampled 09/20/17 09:46 (GMT-05:00) Eastern Time (US &				**CT RCP GA PMC**
Sample on Hold	09/27/17 13:00	5	09/15/18 09:46	
Sample Disposal	09/27/17 13:00	5	09/15/18 09:46	
17I0910-02 B-501 3-5 [Soil] Sampled 09/20/17 10:00 (GMT-05:00) Eastern Time (US &				**CT RCP GA PMC**
Sample Disposal	09/27/17 13:00	5	09/15/18 10:00	
Sample on Hold	09/27/17 13:00	5	09/15/18 10:00	
17I0910-03 B-501 6-8 [Soil] Sampled 09/20/17 10:02 (GMT-05:00) Eastern Time (US &				**CT RCP GA PMC**
Sample Disposal	09/27/17 13:00	5	09/15/18 10:02	
Sample on Hold	09/27/17 13:00	5	09/15/18 10:02	
17I0910-04 B-502 3-5 [Soil] Sampled 09/20/17 10:17 (GMT-05:00) Eastern Time (US &				**CT RCP GA PMC**
Sample Disposal	09/27/17 13:00	5	09/15/18 10:17	
Sample on Hold	09/27/17 13:00	5	09/15/18 10:17	
17I0910-05 B-502 6-8 [Soil] Sampled 09/20/17 10:19 (GMT-05:00) Eastern Time (US &				**CT RCP GA PMC**
Sample on Hold	09/27/17 13:00	5	09/15/18 10:19	
Sample Disposal	09/27/17 13:00	5	09/15/18 10:19	
17I0910-06 B-220A 6-8 [Soil] Sampled 09/20/17 10:48 (GMT-05:00) Eastern Time (US &				**CT RCP GA PMC**
Sample Disposal	09/27/17 13:00	5	09/15/18 10:48	
Sample on Hold	09/27/17 13:00	5	09/15/18 10:48	
17I0910-07 B-503 3-5 [Soil] Sampled 09/20/17 10:52 (GMT-05:00) Eastern Time (US &				**CT RCP GA PMC**
Sample Disposal	09/27/17 13:00	5	09/15/18 10:52	
Sample on Hold	09/27/17 13:00	5	09/15/18 10:52	

Printed: 9/21/2017 9:27:30AM

WORK ORDER

17I0910

Con-Test Analytical Laboratory

Client:	**Weston & Sampson**	**Project Manager:**	**James M. Georgantas**
Project:	**Simsbury AWC**	**Project Number:**	**[none]**

Analysis	Due	TAT	Expires	Comments
17I0910-08 B-503 6-8 [Soil] Sampled 09/20/17 10:54 (GMT-05:00) Eastern Time (US &				**CT RCP GA PMC**
Sample Disposal	09/27/17 13:00	5	09/15/18 10:54	
Sample on Hold	09/27/17 13:00	5	09/15/18 10:54	
17I0910-09 B-219A 6-8 [Soil] Sampled 09/20/17 11:02 (GMT-05:00) Eastern Time (US &				**CT RCP GA PMC**
Sample Disposal	09/27/17 13:00	5	09/15/18 11:02	
Sample on Hold	09/27/17 13:00	5	09/15/18 11:02	
17I0910-10 B-504 3-5 [Soil] Sampled 09/20/17 11:10 (GMT-05:00) Eastern Time (US &				**CT RCP GA PMC**
Sample Disposal	09/27/17 13:00	5	09/15/18 11:10	
Sample on Hold	09/27/17 13:00	5	09/15/18 11:10	
17I0910-11 B-504 6-8 [Soil] Sampled 09/20/17 11:12 (GMT-05:00) Eastern Time (US &				**CT RCP GA PMC**
Sample on Hold	09/27/17 13:00	5	09/15/18 11:12	
Sample Disposal	09/27/17 13:00	5	09/15/18 11:12	
17I0910-12 B-505 3-5 [Soil] Sampled 09/20/17 11:20 (GMT-05:00) Eastern Time (US &				**CT RCP GA PMC**
Sample Disposal	09/27/17 13:00	5	09/15/18 11:20	
Sample on Hold	09/27/17 13:00	5	09/15/18 11:20	
17I0910-13 B-505 6-8 [Soil] Sampled 09/20/17 11:22 (GMT-05:00) Eastern Time (US &				**CT RCP GA PMC**
Sample Disposal	09/27/17 13:00	5	09/15/18 11:22	
Sample on Hold	09/27/17 13:00	5	09/15/18 11:22	
17I0910-14 B-218A 6-8 [Soil] Sampled 09/20/17 11:27 (GMT-05:00) Eastern Time (US &				**CT RCP GA PMC**
Sample Disposal	09/27/17 13:00	5	09/15/18 11:27	
Sample on Hold	09/27/17 13:00	5	09/15/18 11:27	
17I0910-15 B-506 3-5 [Soil] Sampled 09/20/17 01:13 (GMT-05:00) Eastern Time (US &				**CT RCP GA PMC**
Sample on Hold	09/27/17 13:00	5	09/15/18 01:13	
Sample Disposal	09/27/17 13:00	5	09/15/18 01:13	

Printed: 9/21/2017 9:27:30AM

WORK ORDER

17I0910

Con-Test Analytical Laboratory

Client:	**Weston & Sampson**	**Project Manager:**	**James M. Georgantas**
Project:	**Simsbury AWC**	**Project Number:**	**[none]**

Analysis	Due	TAT	Expires	Comments
17I0910-16 B-506 6-8 [Soil] Sampled 09/20/17 11:32 (GMT-05:00) Eastern Time (US &				**CT RCP GA PMC**
Sample Disposal	09/27/17 13:00	5	09/15/18 11:32	
Sample on Hold	09/27/17 13:00	5	09/15/18 11:32	
17I0910-17 B-507 3-5 [Soil] Sampled 09/20/17 11:40 (GMT-05:00) Eastern Time (US &				**CT RCP GA PMC**
Sample Disposal	09/27/17 13:00	5	09/15/18 11:40	
Sample on Hold	09/27/17 13:00	5	09/15/18 11:40	
17I0910-18 B-507 6-8 [Soil] Sampled 09/20/17 11:42 (GMT-05:00) Eastern Time (US &				**CT RCP GA PMC**
Sample Disposal	09/27/17 13:00	5	09/15/18 11:42	
Sample on Hold	09/27/17 13:00	5	09/15/18 11:42	
17I0910-19 B-6A 6-8 [Soil] Sampled 09/20/17 12:40 (GMT-05:00) Eastern Time (US &				**CT RCP GA PMC**
Sample Disposal	09/27/17 13:00	5	09/15/18 12:40	
Sample on Hold	09/27/17 13:00	5	09/15/18 12:40	
17I0910-20 B-310A 12-13 [Soil] Sampled 09/20/17 13:20 (GMT-05:00) Eastern Time (US &				**CT RCP GA PMC**
Sample on Hold	09/27/17 13:00	5	09/15/18 13:20	
Sample Disposal	09/27/17 13:00	5	09/15/18 13:20	

Reviewed By

Date

Printed: 9/21/2017 9:27:30AM

WORK ORDER

17I0910

Con-Test Analytical Laboratory

Client:	**Weston & Sampson**	**Project Manager:**	**James M. Georgantas**
Project:	**Simsbury AWC**	**Project Number:**	**[none]**

DRAFT INVOICE

Item	Qty	Surcharge	Unit Price	Test Total
Sample Disposal	20	0.00	$0.00	$0.00
Sample on Hold	20	0.00	$11.00	$220.00
				$220.00

Reviewed By

Date

con-test® ANALYTICAL LABORATORY

17I0910

Phone: 413-525-2332
Fax: 413-525-6405
Email: info@contestlabs.com

http://www.contestlabs.com

Doc # 381 Rev 1_03242017

CHAIN OF CUSTODY RECORD

39 Spruce Street
East Longmeadow, MA 01028

Page 1 of 1

Company Name:	Weston & Sampson (for Eversource Energy)
Address:	273 Dividend Rd Rocky Hill, CT
Phone:	860 513-1473
Project Name:	Simsbury AWC
Project Location:	34 Hopmeadow Street Simsbury, CT
Project Number:	--
Project Manager:	Jeff Willson
Con-Test Quote Name/Number:	Per Tom Veratti email
Invoice Recipient:	Weston & Sampson (Jeff Willson)
Sampled By:	Laura Yellen

Requested Turnaround Time
7-Day ☐ 10-Day ☐
Due Date:

Rush-Approval Required
1-Day ☐ 3-Day ☐
2-Day ☑ 4-Day ☐

Data Delivery
Format: PDF ☐ EXCEL ☐
Other:
CLP Like Data Pkg Required: ☐
Email To: yellenl@wseinc.com
Fax To #: drew.blicharz@eversource.com

Con-Test Work Order#	Client Sample ID / Description	Beginning Date/Time	Ending Date/Time	Composite	Grab	[1]Matrix Code	Conc Code	HOLD for future analysis
1	B-228A 6-8'	9/20/17 0944	9/20/17 0946		X	S	U	✓
2	B-501 3-5'	0958	1000					✓
3	B-501 6-8'	1000	1002					✓
4	B-502 3-5'	1015	1017					✓
5	B-502 6-8'	1017	1019					✓
6	B-220A 6-8'	1046	1048					✓
7	B-503 3-5'	1050	1052					✓
8	B-503 6-8'	1052	1054					✓
9	B-219A 6-8'	1100	1102					✓
10	B-504 3-5'	1108	1110					✓

ANALYSIS REQUESTED

[1]	# of Containers
[2]	Preservation Code
[3]	Container Code

Dissolved Metals Samples
○ Field Filtered
○ Lab to Filter

Orthophosphate Samples
○ Field Filtered
○ Lab to Filter

Comments:
(1) Please HOLD for future analysis

Please use the following codes to indicate possible sample concentration within the **Conc Code** column above:
H - High; **M** - Medium; **L** - Low; **C** - Clean; **U** - Unknown

[1] **Matrix Codes:**
GW = Ground Water
WW = Waste Water
DW = Drinking Water
A = Air
S = Soil
SL = Sludge
SOL = Solid
O = Other (please define)

[2] **Preservation Codes:**
I = Iced
H = HCL
M = Methanol
N = Nitric Acid
S = Sulfuric Acid
B = Sodium Bisulfate
X = Sodium Hydroxide
T = Sodium Thiosulfate
O = Other (please define)

[3] **Container Codes:**
A = Amber Glass
G = Glass
P = Plastic
ST = Sterile
V = Vial
S = Summa Canister
T = Tedlar Bag
O = Other (please define)

	Date/Time:
Relinquished by: (signature) Laura Yellen	9/20/17 1530
Received by: (signature) Tom Mau 9/20	17 1615
Relinquished by: (signature) Tom Mau 9/20	17 1825
Received by: (signature) 3.4 9/20/17	1825
Relinquished by: (signature)	
Received by: (signature)	

Detection Limit Requirements
MA
CT
CTDEEP RSRs
(RES DEC and GA PMC)
Other:

Special Requirements
☐ MA MCP Required
MCP Certification Form Required
☑ CT RCP Required
RCP Certification Form Required
☐ MA State DW Required
PWSID #

con-test® ANALYTICAL LABORATORY www.contestlabs.com
NELAC and AIHA-LAP, LLC Accredited

Project Entity
☐ Government ☐ Municipality ☐ MWRA ☐ WRTA
☐ Federal ☐ 21 J ☐ School
☐ City ☐ Brownfield ☐ MBTA

Other
☐ Chromatogram
☐ *AIHA-LAP,LLC*

PCB ONLY
☑ Soxhlet
☐ Non Soxhlet

con-test ANALYTICAL LABORATORY

17I0910

Phone: 413-525-2332
Fax: 413-525-6405
Email: info@contestlabs.com

http://www.contestlabs.com

Doc # 381 Rev 1_03242017

CHAIN OF CUSTODY RECORD

39 Spruce Street
East Longmeadow, MA 01028

Page 2 of 2

Company Name:	Weston & Sampson (for Eversource Energy)
Address:	273 Dividend Rd Rocky Hill, CT
Phone:	860 513-1473
Project Name:	Simsbury AWC
Project Location:	34 Hopmeadow Street Simsbury, CT
Project Number:	--
Project Manager:	Jeff Willson
Con-Test Quote Name/Number:	Per Tom Veratti email
Invoice Recipient:	Weston & Sampson (Jeff Willson)
Sampled By:	Laura Yellen

Requested Turnaround Time
7-Day ☐ 10-Day ☐
Due Date:

Rush Approval Required
1-Day ☐ 3-Day ☐
2-Day ☑ 4-Day ☐

Data Delivery
Format: PDF ☐ EXCEL ☐
Other:
CLP Like Data Pkg Required: ☐
Email To: yellenl@wseinc.com
Fax To #: drew.blicharz@eversource.com

Con-Test Work Order#	Client Sample ID / Description	Beginning Date/Time	Ending Date/Time	Composite	Grab	[1]Matrix Code	Conc Code	HOLD for future analysis
11	B-504 6-8'	9/20/17 1110	9/20/17 1112		X	S	U	✓
12	B-505 3-5'	1118	1120					✓
13	B-505 6-8'	1120	1122					✓
14	B-218A 6-8'	1125	1127					✓
15	B-506 3-5'	1128	1130					✓
16	B-506 6-8'	1130	1132					✓
17	B-507 3-5'	1138	1140					✓
18	B-507 6-8'	1140	1142					✓
19	B-6A 6-8'	1238	1240					✓
20	B-310A 12-13'	1318	1320					✓

ANALYSIS REQUESTED

[1] # of Containers	
[2] Preservation Code	
[3] Container Code	

Dissolved Metals Samples
○ Field Filtered
○ Lab to Filter

Orthophosphate Samples
○ Field Filtered
○ Lab to Filter

Comments:
(1) Please HOLD for future analysis

Please use the following codes to indicate possible sample concentration within the **Conc Code** column above:
H - High; **M** - Medium; **L** - Low; **C** - Clean; **U** - Unknown

[1] **Matrix Codes:**
GW = Ground Water
WW = Waste Water
DW = Drinking Water
A = Air
S = Soil
SL = Sludge
SOL = Solid
O = Other (please define)

[2] **Preservation Codes:**
I = Iced
H = HCL
M = Methanol
N = Nitric Acid
S = Sulfuric Acid
B = Sodium Bisulfate
X = Sodium Hydroxide
T = Sodium Thiosulfate
O = Other (please define)

[3] **Container Codes:**
A = Amber Glass
G = Glass
P = Plastic
ST = Sterile
V = Vial
S = Summa Canister
T = Tedlar Bag
O = Other (please define)

	Date/Time:
Relinquished by: (signature) Laura Yellen	9/20/17 1530
Received by: (signature) Tom Mann	9/20/17 1615
Relinquished by: (signature) Tom Mann	9/20/17 1805
Received by: (signature) [illegible]	9/20/17 1825
Relinquished by: (signature)	
Received by: (signature)	

Detection Limit Requirements
MA
CT
CTDEEP RSRs
(RES DEC and GA PMC)
Other:

Special Requirements
☐ MA MCP Required
MCP Certification Form Required
☑ CT RCP Required
RCP Certification Form Required
☐ MA State DW Required
PWSID #

con-test ANALYTICAL LABORATORY
www.contestlabs.com
NELAC and AIHA-LAP, LLC Accredited

Project Entity
☐ Government ☐ Municipality ☐ MWRA ☐ WRTA
☐ Federal ☐ 21 J ☐ School
☐ City ☐ Brownfield ☐ MBTA

Other
☐ Chromatogram
☐ *AIHA-LAP,LLC*

PCB ONLY
☑ Soxhlet
☐ Non Soxhlet

39 Spruce St.
East Longmeadow, MA. 01028
P: 413-525-2332
F: 413-525-6405
www.contestlabs.com

con-test® ANALYTICAL LABORATORY

Doc# 277 Rev 5 2017

Login Sample Receipt Checklist - (Rejection Criteria Listing - Using Acceptance Policy) Any False Statement will be brought to the attention of the Client - State True or False

Client Weston & Sampson

Received By JM Date 9/20/17 Time 1825

How were the samples received? In Cooler T No Cooler ____ On Ice T No Ice ____
Direct from Sampling ____ Ambient ____ Melted Ice ____

Were samples within Temperature? 2-6°C T By Gun # 1 Actual Temp - 3.4
By Blank # ____ Actual Temp - ____

Was Custody Seal Intact? N/A Were Samples Tampered with? N/A
Was COC Relinquished ? T Does Chain Agree With Samples? T
Are there broken/leaking/loose caps on any samples? F
Is COC in ink/ Legible? T Were samples received within holding time? T
Did COC include all Client T Analysis T Sampler Name T
pertinent Information? Project T ID's T Collection Dates/Times T
Are Sample labels filled out and legible? T
Are there Lab to Filters? N/A Who was notified? ____
Are there Rushes? T Who was notified? Brie
Are there Short Holds? N/A Who was notified? ____
Is there enough Volume? T
Is there Headspace where applicable? N/A MS/MSD? N/A
Proper Media/Containers Used? T Is splitting samples required? N/A
Were trip blanks received? N/A On COC? N/A
Do all samples have the proper pH? N/A Acid ____ Base ____

Vials	#	Containers:	#		#		#
Unp-		1 Liter Amb.		1 Liter Plastic		16 oz Amb.	
HCL-		500 mL Amb.		500 mL Plastic		8oz Amb/Clear	16
Meoh-		250 mL Amb.		250 mL Plastic		4oz Amb/Clear	4
Bisulfate-		Col./Bacteria		Flashpoint		2oz Amb/Clear	
DI-		Other Plastic		Other Glass		Encore	
Thiosulfate-		SOC Kit		Plastic Bag		Frozen:	
Sulfuric-		Perchlorate		Ziplock			

Unused Media

Vials	#	Containers:	#		#		#
Unp-		1 Liter Amb.		1 Liter Plastic		16 oz Amb.	
HCL-		500 mL Amb.		500 mL Plastic		8oz Amb/Clear	
Meoh-		250 mL Amb.		250 mL Plastic		4oz Amb/Clear	
Bisulfate-		Col./Bacteria		Flashpoint		2oz Amb/Clear	
DI-		Other Plastic		Other Glass		Encore	
Thiosulfate-		SOC Kit		Plastic Bag		Frozen:	
Sulfuric-		Perchlorate		Ziplock			

Comments:

Printed: 9/21/2017 9:27:30AM

WORK ORDER

17I0910

Con-Test Analytical Laboratory

Client:	**Weston & Sampson**	**Project Manager:**	**James M. Georgantas**
Project:	**Simsbury AWC**	**Project Number:**	**[none]**

Reviewed By

Date

con-test® ANALYTICAL LABORATORY
39 Spruce Street * East Longmeadow, MA 01028 * FAX 413/525-6405 * TEL. 413/525-2332

October 6, 2017

Laura Yellen
Weston & Sampson
273 Dividend Road
Rocky Hill, CT 06067

Project Location: 34 Hopmeadow St., Simsbury, CT
Client Job Number:
Project Number: [none]
Laboratory Work Order Number: 17I1318

Enclosed are results of analyses for samples received by the laboratory on September 28, 2017. If you have any questions concerning this report, please feel free to contact me.

Sincerely,



James M. Georgantas
Project Manager

Table of Contents

Sample Summary 3

Case Narrative 4

Sample Results 5

17I1318-01 5

Sample Preparation Information 7

QC Data 8

Polychlorinated Biphenyls with 3540 Soxhlet Extraction 8

B187347 8

Dual Column RPD Report 9

Flag/Qualifier Summary 11

Certifications 12

Chain of Custody/Sample Receipt 13

con-test® ANALYTICAL LABORATORY
39 Spruce Street * East Longmeadow, MA 01028 * FAX 413/525-6405 * TEL. 413/525-2332

Weston & Sampson
273 Dividend Road
Rocky Hill, CT 06067
ATTN: Laura Yellen

REPORT DATE: 10/6/2017

PURCHASE ORDER NUMBER:

PROJECT NUMBER: [none]

ANALYTICAL SUMMARY

WORK ORDER NUMBER: 17I1318

The results of analyses performed on the following samples submitted to the CON-TEST Analytical Laboratory are found in this report.

PROJECT LOCATION: 34 Hopmeadow St., Simsbury, CT

FIELD SAMPLE #	LAB ID:	MATRIX	SAMPLE DESCRIPTION	TEST	SUB LAB
B-310A 6-8	17I1318-01	Soil		SM 2540G SW-846 8082A	

con-test® ANALYTICAL LABORATORY
39 Spruce Street * East Longmeadow, MA 01028 * FAX 413/525-6405 * TEL. 413/525-2332

CASE NARRATIVE SUMMARY

All reported results are within defined laboratory quality control objectives unless listed below or otherwise qualified in this report.

The results of analyses reported only relate to samples submitted to the Con-Test Analytical Laboratory for testing.
I certify that the analyses listed above, unless specifically listed as subcontracted, if any, were performed under my direction according to the approved methodologies listed in this document, and that based upon my inquiry of those individuals immediately responsible for obtaining the information, the material contained in this report is, to the best of my knowledge and belief, accurate and complete.

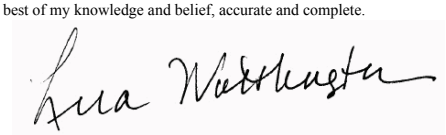

Lisa A. Worthington
Project Manager

con-test® ANALYTICAL LABORATORY
39 Spruce Street * East Longmeadow, MA 01028 * FAX 413/525-6405 * TEL. 413/525-2332

Project Location: 34 Hopmeadow St., Simsbury, CT Sample Description: Work Order: 17I1318

Date Received: 9/28/2017

Field Sample #: B-310A 6-8

Sample ID: 17I1318-01 Start Date/Time: 9/20/2017 1:10:00PM

Sample Matrix: Soil Stop Date/Time: 9/20/2017 1:12:00PM

Polychlorinated Biphenyls with 3540 Soxhlet Extraction

Analyte	Results	RL	Units	Dilution	Flag/Qual	Method	Date Prepared	Date/Time Analyzed	Analyst
Aroclor-1016 [1]	ND	0.081	mg/Kg dry	4		SW-846 8082A	9/28/17	10/3/17 12:03	KAL
Aroclor-1221 [1]	ND	0.081	mg/Kg dry	4		SW-846 8082A	9/28/17	10/3/17 12:03	KAL
Aroclor-1232 [1]	ND	0.081	mg/Kg dry	4		SW-846 8082A	9/28/17	10/3/17 12:03	KAL
Aroclor-1242 [1]	ND	0.081	mg/Kg dry	4		SW-846 8082A	9/28/17	10/3/17 12:03	KAL
Aroclor-1248 [1]	ND	0.081	mg/Kg dry	4		SW-846 8082A	9/28/17	10/3/17 12:03	KAL
Aroclor-1254 [1]	ND	0.081	mg/Kg dry	4		SW-846 8082A	9/28/17	10/3/17 12:03	KAL
Aroclor-1260 [1]	ND	0.081	mg/Kg dry	4		SW-846 8082A	9/28/17	10/3/17 12:03	KAL
Aroclor-1262 [1]	ND	0.081	mg/Kg dry	4		SW-846 8082A	9/28/17	10/3/17 12:03	KAL
Aroclor-1268 [1]	ND	0.081	mg/Kg dry	4		SW-846 8082A	9/28/17	10/3/17 12:03	KAL

Surrogates	% Recovery	Recovery Limits	Flag/Qual	
Decachlorobiphenyl [1]	68.4	30-150		10/3/17 12:03
Decachlorobiphenyl [2]	78.2	30-150		10/3/17 12:03
Tetrachloro-m-xylene [1]	79.4	30-150		10/3/17 12:03
Tetrachloro-m-xylene [2]	81.9	30-150		10/3/17 12:03

con-test® ANALYTICAL LABORATORY
39 Spruce Street * East Longmeadow, MA 01028 * FAX 413/525-6405 * TEL. 413/525-2332

Project Location: 34 Hopmeadow St., Simsbury, CT Sample Description: Work Order: 17I1318

Date Received: 9/28/2017

Field Sample #: B-310A 6-8

Sample ID: 17I1318-01 Start Date/Time: 9/20/2017 1:10:00PM

Sample Matrix: Soil Stop Date/Time: 9/20/2017 1:12:00PM

Conventional Chemistry Parameters by EPA/APHA/SW-846 Methods (Total)

Analyte	Results	RL	Units	Dilution	Flag/Qual	Method	Date Prepared	Date/Time Analyzed	Analyst
% Solids	98.3		% Wt	1		SM 2540G	9/29/17	9/29/17 7:48	MRL

con-test® ANALYTICAL LABORATORY
39 Spruce Street * East Longmeadow, MA 01028 * FAX 413/525-6405 * TEL. 413/525-2332

Sample Extraction Data

Prep Method: % Solids-SM 2540G

Lab Number [Field ID]	Batch	Date
17I1318-01 [B-310A 6-8]	B186737	09/29/17

Prep Method: SW-846 3540C-SW-846 8082A

Lab Number [Field ID]	Batch	Initial [g]	Final [mL]	Date
17I1318-01 [B-310A 6-8]	B187347	10.1	10.0	09/28/17

con-test® ANALYTICAL LABORATORY
39 Spruce Street * East Longmeadow, MA 01028 * FAX 413/525-6405 * TEL. 413/525-2332

QUALITY CONTROL

Polychlorinated Biphenyls with 3540 Soxhlet Extraction - Quality Control

Analyte	Result	Reporting Limit	Units	Spike Level	Source Result	%REC	%REC Limits	RPD	RPD Limit	Notes
Batch B187347 - SW-846 3540C										
Blank (B187347-BLK1)				Prepared: 09/28/17 Analyzed: 10/03/17						
Aroclor-1016	ND	0.020	mg/Kg wet							
Aroclor-1016 [2C]	ND	0.020	mg/Kg wet							
Aroclor-1221	ND	0.020	mg/Kg wet							
Aroclor-1221 [2C]	ND	0.020	mg/Kg wet							
Aroclor-1232	ND	0.020	mg/Kg wet							
Aroclor-1232 [2C]	ND	0.020	mg/Kg wet							
Aroclor-1242	ND	0.020	mg/Kg wet							
Aroclor-1242 [2C]	ND	0.020	mg/Kg wet							
Aroclor-1248	ND	0.020	mg/Kg wet							
Aroclor-1248 [2C]	ND	0.020	mg/Kg wet							
Aroclor-1254	ND	0.020	mg/Kg wet							
Aroclor-1254 [2C]	ND	0.020	mg/Kg wet							
Aroclor-1260	ND	0.020	mg/Kg wet							
Aroclor-1260 [2C]	ND	0.020	mg/Kg wet							
Aroclor-1262	ND	0.020	mg/Kg wet							
Aroclor-1262 [2C]	ND	0.020	mg/Kg wet							
Aroclor-1268	ND	0.020	mg/Kg wet							
Aroclor-1268 [2C]	ND	0.020	mg/Kg wet							
Surrogate: Decachlorobiphenyl	*0.169*		mg/Kg wet	0.200		84.3	30-150			
Surrogate: Decachlorobiphenyl [2C]	*0.186*		mg/Kg wet	0.200		93.0	30-150			
Surrogate: Tetrachloro-m-xylene	*0.172*		mg/Kg wet	0.200		86.2	30-150			
Surrogate: Tetrachloro-m-xylene [2C]	*0.176*		mg/Kg wet	0.200		88.2	30-150			
LCS (B187347-BS1)				Prepared: 09/28/17 Analyzed: 10/03/17						
Aroclor-1016	0.17	0.020	mg/Kg wet	0.200		83.8	40-140			
Aroclor-1016 [2C]	0.18	0.020	mg/Kg wet	0.200		87.6	40-140			
Aroclor-1260	0.17	0.020	mg/Kg wet	0.200		83.5	40-140			
Aroclor-1260 [2C]	0.17	0.020	mg/Kg wet	0.200		84.5	40-140			
Surrogate: Decachlorobiphenyl	*0.166*		mg/Kg wet	0.200		82.9	30-150			
Surrogate: Decachlorobiphenyl [2C]	*0.184*		mg/Kg wet	0.200		91.9	30-150			
Surrogate: Tetrachloro-m-xylene	*0.173*		mg/Kg wet	0.200		86.6	30-150			
Surrogate: Tetrachloro-m-xylene [2C]	*0.175*		mg/Kg wet	0.200		87.7	30-150			
LCS Dup (B187347-BSD1)				Prepared: 09/28/17 Analyzed: 10/03/17						
Aroclor-1016	0.16	0.020	mg/Kg wet	0.200		82.3	40-140	1.78	30	
Aroclor-1016 [2C]	0.16	0.020	mg/Kg wet	0.200		81.5	40-140	7.24	30	
Aroclor-1260	0.16	0.020	mg/Kg wet	0.200		80.7	40-140	3.38	30	
Aroclor-1260 [2C]	0.17	0.020	mg/Kg wet	0.200		84.4	40-140	0.0562	30	
Surrogate: Decachlorobiphenyl	*0.164*		mg/Kg wet	0.200		82.1	30-150			
Surrogate: Decachlorobiphenyl [2C]	*0.182*		mg/Kg wet	0.200		91.0	30-150			
Surrogate: Tetrachloro-m-xylene	*0.166*		mg/Kg wet	0.200		83.2	30-150			
Surrogate: Tetrachloro-m-xylene [2C]	*0.170*		mg/Kg wet	0.200		85.2	30-150			

con-test® ANALYTICAL LABORATORY
39 Spruce Street * East Longmeadow, MA 01028 * FAX 413/525-6405 * TEL. 413/525-2332

IDENTIFICATION SUMMARY FOR SINGLE COMPONENT ANALYTES

SW-846 8082A

LCS

Lab Sample ID: B187347-BS1 Date(s) Analyzed 10/03/2017 10/03/2017

Instrument ID (1): ECD4 Instrument ID (2): ECD4

GC Column (1): ID: (mm) GC Column (2): ID: (mm)

ANALYTE	COL	RT	RT WINDOW		CONCENTRATION	%RPD
			FROM	TO		
Aroclor-1016	1	0.000	-0.030	0.030	0.17	
	2	0.000	-0.030	0.030	0.18	5.7
Aroclor-1260	1	0.000	-0.030	0.030	0.17	
	2	0.000	-0.030	0.030	0.17	0.0

con-test® ANALYTICAL LABORATORY
39 Spruce Street * East Longmeadow, MA 01028 * FAX 413/525-6405 * TEL. 413/525-2332

IDENTIFICATION SUMMARY FOR SINGLE COMPONENT ANALYTES

SW-846 8082A

LCS Dup

Lab Sample ID: B187347-BSD1 Date(s) Analyzed 10/03/2017 10/03/2017

Instrument ID (1): ECD4 Instrument ID (2): ECD4

GC Column (1): ID: (mm) GC Column (2): ID: (mm)

ANALYTE	COL	RT	RT WINDOW		CONCENTRATION	%RPD
			FROM	TO		
Aroclor-1016	1	0.000	-0.030	0.030	0.16	
	2	0.000	-0.030	0.030	0.16	6.1
Aroclor-1260	1	0.000	-0.030	0.030	0.16	
	2	0.000	-0.030	0.030	0.17	6.1

con-test® ANALYTICAL LABORATORY
39 Spruce Street * East Longmeadow, MA 01028 * FAX 413/525-6405 * TEL. 413/525-2332

FLAG/QUALIFIER SUMMARY

*	QC result is outside of established limits.
†	Wide recovery limits established for difficult compound.
‡	Wide RPD limits established for difficult compound.
#	Data exceeded client recommended or regulatory level
ND	Not Detected
RL	Reporting Limit
DL	Method Detection Limit
MCL	Maximum Contaminant Level

Percent recoveries and relative percent differences (RPDs) are determined by the software using values in the calculation which have not been rounded.

No results have been blank subtracted unless specified in the case narrative section.

39 Spruce Street * East Longmeadow, MA 01028 * FAX 413/525-6405 * TEL. 413/525-2332

CERTIFICATIONS

Certified Analyses included in this Report

Analyte	Certifications
SW-846 8082A in Soil	
Aroclor-1016	CT,NH,NY,ME,NC,VA
Aroclor-1016 [2C]	CT,NH,NY,ME,NC,VA
Aroclor-1221	CT,NH,NY,ME,NC,VA
Aroclor-1221 [2C]	CT,NH,NY,ME,NC,VA
Aroclor-1232	CT,NH,NY,ME,NC,VA
Aroclor-1232 [2C]	CT,NH,NY,ME,NC,VA
Aroclor-1242	CT,NH,NY,ME,NC,VA
Aroclor-1242 [2C]	CT,NH,NY,ME,NC,VA
Aroclor-1248	CT,NH,NY,ME,NC,VA
Aroclor-1248 [2C]	CT,NH,NY,ME,NC,VA
Aroclor-1254	CT,NH,NY,ME,NC,VA
Aroclor-1254 [2C]	CT,NH,NY,ME,NC,VA
Aroclor-1260	CT,NH,NY,ME,NC,VA
Aroclor-1260 [2C]	CT,NH,NY,ME,NC,VA
Aroclor-1262	NY,NC,VA
Aroclor-1262 [2C]	NY,NC,VA
Aroclor-1268	NY,NC,VA
Aroclor-1268 [2C]	NY,NC,VA

The CON-TEST Environmental Laboratory operates under the following certifications and accreditations:

Code	Description	Number	Expires
AIHA	AIHA-LAP, LLC - ISO17025:2005	100033	02/1/2018
MA	Massachusetts DEP	M-MA100	06/30/2018
CT	Connecticut Department of Publilc Health	PH-0567	09/30/2019
NY	New York State Department of Health	10899 NELAP	04/1/2018
NH-S	New Hampshire Environmental Lab	2516 NELAP	02/5/2018
RI	Rhode Island Department of Health	LAO00112	12/30/2017
NC	North Carolina Div. of Water Quality	652	12/31/2017
NJ	New Jersey DEP	MA007 NELAP	06/30/2018
FL	Florida Department of Health	E871027 NELAP	06/30/2018
VT	Vermont Department of Health Lead Laboratory	LL015036	07/30/2018
ME	State of Maine	2011028	06/9/2019
VA	Commonwealth of Virginia	460217	12/14/2017
NH-P	New Hampshire Environmental Lab	2557 NELAP	09/6/2018
VT-DW	Vermont Department of Health Drinking Water	VT-255716	06/12/2018
NC-DW	North Carolina Department of Health	25703	07/31/2018

con-test® ANALYTICAL LABORATORY

~~17I0908~~ 17I1318

Phone: 413-525-2332
Fax: 413-525-6405
Email: info@contestlabs.com

http://www.contestlabs.com

Doc # 381 Rev 1_03242017

39 Spruce Street
East Longmeadow, MA 01028

Company Name:	Weston & Sampson (for Eversource Energy)
Address:	273 Dividend Rd Rocky Hill, CT
Phone:	860 513-1473
Project Name:	Simsbury AWC
Project Location:	34 Hopmeadow Street Simsbury, CT
Project Number:	--
Project Manager:	Jeff Willson
Con-Test Quote Name/Number:	Per Tom Veratti email
Invoice Recipient:	Weston & Sampson (Jeff Willson)
Sampled By:	Laura Yellen

Requested Turnaround Time
7-Day ☐ 10-Day ☐
Due Date:

Rush-Approval Required
1-Day ☐ 3-Day ☐
2-Day ☑ 4-Day ☐

Data Delivery
Format: PDF ☐ EXCEL ☐
Other:
CLP Like Data Pkg Required: ☐
Email To: yellenl@wseinc.com
Fax To #: drew.blicharz@eversource.com

ANALYSIS REQUESTED

Con-Test Work Order#	Client Sample ID / Description	Beginning Date/Time	Ending Date/Time	Composite	Grab	[1]Matrix Code	Conc Code	ETPH	PCBs via soxhlet extraction	# of Containers	[2] Preservation Code	[3] Container Code
								1	1	1	I	A
1	B-228A 1-3'	9/20/17 0940	9/20/17 0942		X	S	U	✓	✓			
2	B-228A 3-5'	0942	0944					✓	✓			
3	B-501 1-3'	0956	0958					✓	✓			
4	B-502 1-3'	1012	1014					✓	✓			
5	B-220A 1-3'	1042	1044					✓				
6	B-220A 3-5'	1044	1046					✓				
7	B-503 1-3'	1048	1050					✓				
8	B-219A 1-3'	1056	1058					✓				
9	B-219A 3-5'	1058	1100					✓				
10	B-504 1-3'	1106	1108					✓				

Dissolved Metals Samples
○ Field Filtered
○ Lab to Filter

Orthophosphate Samples
○ Field Filtered
○ Lab to Filter

[1] Matrix Codes:
GW = Ground Water
WW = Waste Water
DW = Drinking Water
A = Air
S = Soil
SL = Sludge
SOL = Solid
O = Other (please define)

[2] Preservation Codes:
I = Iced
H = HCL
M = Methanol
N = Nitric Acid
S = Sulfuric Acid
B = Sodium Bisulfate
X = Sodium Hydroxide
T = Sodium Thiosulfate
O = Other (please define)

[3] Container Codes:
A = Amber Glass
G = Glass
P = Plastic
ST = Sterile
V = Vial
S = Summa Canister
T = Tedlar Bag
O = Other (please define)

Comments:
(1) Please note RUSH 2-3 TAT; rush TAT surcharge has been waived per Tom Veratti
(2) Bill Weston & Sampson directly (3)
Send lab reports to L. Yellen (yellenl@wseinc.com) and D. Blicharz (drew.blicharz@eversource.com)

Please use the following codes to indicate possible sample concentration within the **Conc Code** column above:
H - High; M - Medium; L - Low; C - Clean; U - Unknown

Relinquished by: (signature)	Laura Yellen	Date/Time: 9/20/17 1530
Received by: (signature)	Tom Mann	Date/Time: 9/20/17 1615
Relinquished by: (signature)	Tom Mann	Date/Time: 9/20/17 1825
Received by: (signature)		Date/Time: 9/20/17 1825
Relinquished by: (signature)		Date/Time:
Received by: (signature)		Date/Time:

Detection Limit Requirements
MA
CT
CTDEEP RSRs
(RES DEC and GA PMC)
Other:

Special Requirements
☐ MA MCP Required
MCP Certification Form Required
☑ CT RCP Required
RCP Certification Form Required
☐ MA State DW Required
PWSID #

con-test® ANALYTICAL LABORATORY www.contestlabs.com
NELAC and AIHA-LAP, LLC Accredited

Project Entity
☐ Government ☐ Municipality ☐ MWRA ☐ WRTA
☐ Federal ☐ 21 J ☐ School
☐ City ☐ Brownfield ☐ MBTA

Other
☐ Chromatogram
☐ *AIHA-LAP,LLC*

PCB ONLY
☑ Soxhlet
☐ Non Soxhlet

Table of Contents

con-test® ANALYTICAL LABORATORY

~~17I0908~~ 17I1318

http://www.contestlabs.com

Doc # 381 Rev 1_03242017

Phone: 413-525-2332
Fax: 413-525-6405
Email: info@contestlabs.com
39 Spruce Street
East Longmeadow, MA 01028

Page 2 of 3

Company Name:	Weston & Sampson (for Eversource Energy)
Address:	273 Dividend Rd Rocky Hill, CT
Phone:	860 513-1473
Project Name:	Simsbury AWC
Project Location:	34 Hopmeadow Street Simsbury, CT
Project Number:	--
Project Manager:	Jeff Willson
Con-Test Quote Name/Number:	Per Tom Veratti email
Invoice Recipient:	Weston & Sampson (Jeff Willson)
Sampled By:	Laura Yellen

Requested Turnaround Time
7-Day ☐ 10-Day ☐
Due Date:

Rush Approval Required
1-Day ☐ 3-Day ☐
2-Day ☑ 4-Day ☐

Data Delivery
Format: PDF ☐ EXCEL ☐
Other:
CLP Like Data Pkg Required: ☐
Email To: yellenl@wseinc.com
Fax To #: drew.blicharz@eversource.com

ANALYSIS REQUESTED

Con-Test Work Order#	Client Sample ID / Description	Beginning Date/Time	Ending Date/Time	Composite	Grab	[1]Matrix Code	Conc Code	ETPH (1)	PCBs via soxhlet extraction (A)	# of Containers	[2] Preservation Code	[3] Container Code
11	B-505 1-3'	9/20/17 1116	9/20/17 1118		X	S	U	✓	✓			
12	B-218A 1-3'	1121	1123					✓				
13	B-218A 3-5'	1123	1125					✓				
14	B-506 1-3'	1126	1128					✓				
15	B-507 1-3'	1136	1138					✓	✓			
16	B-6A 8-10'	1240	1242					✓				
17	B-6A 10-12'	1242	1244					✓				
18	B-6A 12-14'	1244	1246					✓				
19	B-310A 6-8'	1310	1312					✓				
20	B-310A 8-10'	1312	1314					✓				

Dissolved Metals Samples
○ Field Filtered
○ Lab to Filter

Orthophosphate Samples
○ Field Filtered
○ Lab to Filter

[1] Matrix Codes:
GW = Ground Water
WW = Waste Water
DW = Drinking Water
A = Air
S = Soil
SL = Sludge
SOL = Solid
O = Other (please define)

[2] Preservation Codes:
I = Iced
H = HCL
M = Methanol
N = Nitric Acid
S = Sulfuric Acid
B = Sodium Bisulfate
X = Sodium Hydroxide
T = Sodium Thiosulfate
O = Other (please define)

[3] Container Codes:
A = Amber Glass
G = Glass
P = Plastic
ST = Sterile
V = Vial
S = Summa Canister
T = Tedlar Bag
O = Other (please define)

Comments:
(1) Please note RUSH 2-3 TAT; rush TAT surcharge has been waived per Tom Veratti
(2) Bill Weston & Sampson directly (3)
Send lab reports to L. Yellen (yellenl@wseinc.com) and D. Blicharz (drew.blicharz@eversource.com)

Please reactivate sample B-310A 6-8 for PCB Soxhlet on a 3 day TAT per client request - EES 9/28/17

Relinquished by: (signature) Laura Yellen	9/20/17 1530	
Received by: (signature) Tom Mann	9/20/17 1615	
Relinquished by: (signature) Tom Mann	9/20/17 1825	
Received by: (signature)	9/20/17 1825	
Relinquished by: (signature)		
Received by: (signature)		

Detection Limit Requirements
MA
CT
CTDEEP RSRs
(RES DEC and GA PMC)
Other:

Special Requirements
☐ MA MCP Required
MCP Certification Form Required
☑ CT RCP Required
RCP Certification Form Required
☐ MA State DW Required
PWSID #

con-test® ANALYTICAL LABORATORY www.contestlabs.com
NELAC and AIHA-LAP, LLC Accredited

Project Entity
☐ Government ☐ Municipality ☐ MWRA ☐ WRTA
☐ Federal ☐ 21 J ☐ School
☐ City ☐ Brownfield ☐ MBTA

Other
☐ Chromatogram
☐ AIHA-LAP,LLC

PCB ONLY
☑ Soxhlet
☐ Non Soxhlet

Table of Contents

~~17I0908~~ 17I1318

http://www.contestlabs.com Doc # 381 Rev 1_03242017

con-test ANALYTICAL LABORATORY

Phone: 413-525-2332
Fax: 413-525-6405
Email: info@contestlabs.com

39 Spruce Street
East Longmeadow, MA 01028

Page 3 of 3

Company Name:	Weston & Sampson (for Eversource Energy)
Address:	273 Dividend Rd Rocky Hill, CT
Phone:	860 513-1473
Project Name:	Simsbury AWC
Project Location:	34 Hopmeadow Street Simsbury, CT
Project Number:	--
Project Manager:	Jeff Willson
Con-Test Quote Name/Number:	Per Tom Veratti email
Invoice Recipient:	Weston & Sampson (Jeff Willson)
Sampled By:	Laura Yellen

Requested Turnaround Time
7-Day ☐ 10-Day ☐
Due Date:

Rush-Approval Required
1-Day ☐ 3-Day ☐
2-Day ☑ 4-Day ☐

Data Delivery
Format: PDF ☐ EXCEL ☐
Other:
CLP Like Data Pkg Required: ☐
Email To: yellenl@wseinc.com
Fax To #: drew.blicharz@eversource.com

ANALYSIS REQUESTED

Con-Test Work Order#	Client Sample ID / Description	Beginning Date/Time	Ending Date/Time	Composite	Grab	Matrix Code	Conc Code	ETPH	PCBs via soxhlet extraction	# of Containers	Preservation Code	Container Code
21	B-310A 10-12'	9/20/17 1315	9/20/17 1317		X	S	U	✓		1	I	A
22	DUP-1	↓	↓		↓	↓	↓	✓	✓	1	I	A

Dissolved Metals Samples
○ Field Filtered
○ Lab to Filter

Orthophosphate Samples
○ Field Filtered
○ Lab to Filter

Comments:
(1) Please note RUSH 2-3 TAT; rush TAT surcharge has been waived per Tom Veratti
(2) Bill Weston & Sampson directly (3)
Send lab reports to L. Yellen (yellenl@wseinc.com) and D. Blicharz (drew.blicharz@eversource.com)

Please use the following codes to indicate possible sample concentration within the **Conc Code** column above:
H - High; M - Medium; L - Low; C - Clean; U - Unknown

[1] **Matrix Codes:**
GW = Ground Water
WW = Waste Water
DW = Drinking Water
A = Air
S = Soil
SL = Sludge
SOL = Solid
O = Other (please define)

[2] **Preservation Codes:**
I = Iced
H = HCL
M = Methanol
N = Nitric Acid
S = Sulfuric Acid
B = Sodium Bisulfate
X = Sodium Hydroxide
T = Sodium Thiosulfate
O = Other (please define)

[3] **Container Codes:**
A = Amber Glass
G = Glass
P = Plastic
ST = Sterile
V = Vial
S = Summa Canister
T = Tedlar Bag
O = Other (please define)

Relinquished by: (signature)	Date/Time:	9/20/17 1530
Received by: (signature)	Date/Time:	9/20/17 1615
Relinquished by: (signature)	Date/Time:	9/20/17 1825
Received by: (signature)	Date/Time:	9/20/17 1825
Relinquished by: (signature)	Date/Time:	
Received by: (signature)	Date/Time:	

Detection Limit Requirements
MA
CT
CTDEEP RSRs
(RES DEC and GA PMC)
Other*

Special Requirements
☐ MA MCP Required
MCP Certification Form Required
☑ CT RCP Required
RCP Certification Form Required
☐ MA State DW Required
PWSID #

con-test ANALYTICAL LABORATORY www.contestlabs.com
NELAC and AIHA-LAP, LLC Accredited

Project Entity
☐ Government ☐ Municipality ☐ MWRA ☐ WRTA
☐ Federal ☐ 21 J ☐ School
☐ City ☐ Brownfield ☐ MBTA

Other
☐ Chromatogram
☐ *AIHA-LAP,LLC*

PCB ONLY
☑ Soxhlet
☐ Non Soxhlet

Table of Contents

39 Spruce St.
East Longmeadow, MA. 01028
P: 413-525-2332
F: 413-525-6405
www.contestlabs.com

con-test® ANALYTICAL LABORATORY

Doc# 277 Rev 5 2017

Login Sample Receipt Checklist - (Rejection Criteria Listing - Using Acceptance Policy) Any False Statement will be brought to the attention of the Client - State True or False

Client Weston & Sampson **Received By** JM Date 9/20/17 Time 1825

How were the samples received? In Cooler T No Cooler ____ On Ice T No Ice ____ Direct from Sampling ____ Ambient ____ Melted Ice ____

By Gun # 1 Actual Temp - 3.4

Were samples within Temperature? 2-6°C T By Blank # ____ Actual Temp - ____

Was Custody Seal Intact? N/A Were Samples Tampered with? N/A

Was COC Relinquished ? T Does Chain Agree With Samples? T

Are there broken/leaking/loose caps on any samples? F

Is COC in ink/ Legible? T Were samples received within holding time? T

Did COC include all pertinent Information? Client T Project T Analysis T ID's T Sampler Name T Collection Dates/Times T

Are Sample labels filled out and legible? T

Are there Lab to Filters? N/A Who was notified? ____

Are there Rushes? T Who was notified? Brie

Are there Short Holds? N/A Who was notified? ____

Is there enough Volume? T

Is there Headspace where applicable? N/A MS/MSD? N/A

Proper Media/Containers Used? T Is splitting samples required? N/A

Were trip blanks received? N/A On COC? N/A

Do all samples have the proper pH? N/A Acid ____ Base ____

Vials	#	Containers:	#		#		#
Unp-		1 Liter Amb.		1 Liter Plastic		16 oz Amb.	
HCL-		500 mL Amb.		500 mL Plastic		8oz Amb/Clear	15
Meoh-		250 mL Amb.		250 mL Plastic		4oz Amb/Clear	7
Bisulfate-		Col./Bacteria		Flashpoint		2oz Amb/Clear	
DI-		Other Plastic		Other Glass		Encore	
Thiosulfate-		SOC Kit		Plastic Bag		Frozen:	
Sulfuric-		Perchlorate		Ziplock			

Unused Media

Vials	#	Containers:	#		#		#
Unp-		1 Liter Amb.		1 Liter Plastic		16 oz Amb.	
HCL-		500 mL Amb.		500 mL Plastic		8oz Amb/Clear	
Meoh-		250 mL Amb.		250 mL Plastic		4oz Amb/Clear	
Bisulfate-		Col./Bacteria		Flashpoint		2oz Amb/Clear	
DI-		Other Plastic		Other Glass		Encore	
Thiosulfate-		SOC Kit		Plastic Bag		Frozen:	
Sulfuric-		Perchlorate		Ziplock			

Comments:

APPENDIX C

GROUNDWATER LABORATORY DATA

con-test® ANALYTICAL LABORATORY
39 Spruce Street * East Longmeadow, MA 01028 * FAX 413/525-6405 * TEL. 413/525-2332

April 5, 2017

Paul Boison
Northeast Utilities
P.O. Box 270
Hartford, CT 06141

Project Location: Simsbury, CT
Client Job Number:
Project Number: [none]
Laboratory Work Order Number: 17C1117

Enclosed are results of analyses for samples received by the laboratory on March 29, 2017. If you have any questions concerning this report, please feel free to contact me.

Sincerely,



James M. Georgantas
Project Manager

Table of Contents

Sample Summary 3
Case Narrative 4
Sample Results 5
17C1117-01 5
17C1117-02 7
17C1117-03 9
17C1117-04 13
Sample Preparation Information 15
QC Data 16
Volatile Organic Compounds by GC/MS 16
B173512 16
Petroleum Hydrocarbons Analyses 19
B173460 19
Metals Analyses (Total) 20
B173402 20
B173415 20
Flag/Qualifier Summary 21
Certifications 22
Chain of Custody/Sample Receipt 25

con-test® ANALYTICAL LABORATORY
39 Spruce Street * East Longmeadow, MA 01028 * FAX 413/525-6405 * TEL. 413/525-2332

Northeast Utilities
P.O. Box 270
Hartford, CT 06141
ATTN: Paul Boison

REPORT DATE: 4/5/2017

PURCHASE ORDER NUMBER: 02274021 Rel 6

PROJECT NUMBER: [none]

ANALYTICAL SUMMARY

WORK ORDER NUMBER: 17C1117

The results of analyses performed on the following samples submitted to the CON-TEST Analytical Laboratory are found in this report.

PROJECT LOCATION: Simsbury, CT

FIELD SAMPLE #	LAB ID:	MATRIX	SAMPLE DESCRIPTION	TEST	SUB LAB
MW-11A	17C1117-01	Ground Water		SW-846 8260C	
MW-10	17C1117-02	Ground Water		SW-846 8260C	
MW-CCA1	17C1117-03	Ground Water		CTDEP ETPH	
				SW-846 6020A-B	
				SW-846 7470A	
				SW-846 8260C	
Trip Blank	17C1117-04	Trip Blank Water		SW-846 8260C	

con-test® ANALYTICAL LABORATORY
39 Spruce Street * East Longmeadow, MA 01028 * FAX 413/525-6405 * TEL. 413/525-2332

CASE NARRATIVE SUMMARY

All reported results are within defined laboratory quality control objectives unless listed below or otherwise qualified in this report.

For method 6020, only a select list of metals was requested and reported.

SW-846 8260C

Qualifications:

L-03

Laboratory fortified blank/laboratory control sample recovery is outside of control limits. Reported value for this compound is likely to be biased on the low side.

Analyte & Samples(s) Qualified:

Bromomethane

17C1117-01[MW-11A], 17C1117-02[MW-10], 17C1117-03[MW-CCA1], 17C1117-04[Trip Blank], B173512-BLK1, B173512-BS1

SW-846 6010C/D SW-846 6020A/B

For NC, Metals methods SW-846 6010D and SW-846 6020B are followed, and for all other states methods SW-846 6010C and SW-846 6020A are followed.

SW-846 8260C

All water reporting limits specified on the chain-of-custody were met except for Acrylonitrile, where the most protective criteria are not met since the laboratory cannot achieve the required RCP calibration criteria at these levels, unless otherwise listed in this narrative.

The results of analyses reported only relate to samples submitted to the Con-Test Analytical Laboratory for testing.
I certify that the analyses listed above, unless specifically listed as subcontracted, if any, were performed under my direction according to the approved methodologies listed in this document, and that based upon my inquiry of those individuals immediately responsible for obtaining the information, the material contained in this report is, to the best of my knowledge and belief, accurate and complete.

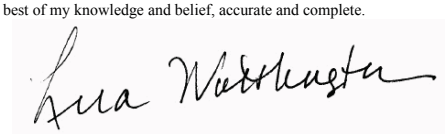

Lisa A. Worthington
Project Manager

con-test® ANALYTICAL LABORATORY
39 Spruce Street * East Longmeadow, MA 01028 * FAX 413/525-6405 * TEL. 413/525-2332

Project Location: Simsbury, CT | Sample Description: | Work Order: 17C1117

Date Received: 3/29/2017

Field Sample #: MW-11A | Sampled: 3/29/2017 11:05

Sample ID: 17C1117-01

Sample Matrix: Ground Water

Volatile Organic Compounds by GC/MS

Analyte	Results	RL	Units	Dilution	Flag/Qual	Method	Date Prepared	Date/Time Analyzed	Analyst
Acetone	ND	10	µg/L	1		SW-846 8260C	3/31/17	3/31/17 13:55	MFF
Acrylonitrile	ND	2.0	µg/L	1		SW-846 8260C	3/31/17	3/31/17 13:55	MFF
Benzene	ND	0.50	µg/L	1		SW-846 8260C	3/31/17	3/31/17 13:55	MFF
Bromobenzene	ND	0.50	µg/L	1		SW-846 8260C	3/31/17	3/31/17 13:55	MFF
Bromodichloromethane	ND	0.50	µg/L	1		SW-846 8260C	3/31/17	3/31/17 13:55	MFF
Bromoform	ND	0.50	µg/L	1		SW-846 8260C	3/31/17	3/31/17 13:55	MFF
Bromomethane	ND	1.0	µg/L	1	L-03	SW-846 8260C	3/31/17	3/31/17 13:55	MFF
2-Butanone (MEK)	ND	5.0	µg/L	1		SW-846 8260C	3/31/17	3/31/17 13:55	MFF
n-Butylbenzene	ND	1.0	µg/L	1		SW-846 8260C	3/31/17	3/31/17 13:55	MFF
sec-Butylbenzene	ND	1.0	µg/L	1		SW-846 8260C	3/31/17	3/31/17 13:55	MFF
tert-Butylbenzene	ND	1.0	µg/L	1		SW-846 8260C	3/31/17	3/31/17 13:55	MFF
Carbon Disulfide	ND	5.0	µg/L	1		SW-846 8260C	3/31/17	3/31/17 13:55	MFF
Carbon Tetrachloride	ND	0.50	µg/L	1		SW-846 8260C	3/31/17	3/31/17 13:55	MFF
Chlorobenzene	ND	0.50	µg/L	1		SW-846 8260C	3/31/17	3/31/17 13:55	MFF
Chlorodibromomethane	ND	0.50	µg/L	1		SW-846 8260C	3/31/17	3/31/17 13:55	MFF
Chloroethane	ND	0.50	µg/L	1		SW-846 8260C	3/31/17	3/31/17 13:55	MFF
Chloroform	ND	0.50	µg/L	1		SW-846 8260C	3/31/17	3/31/17 13:55	MFF
Chloromethane	ND	0.60	µg/L	1		SW-846 8260C	3/31/17	3/31/17 13:55	MFF
2-Chlorotoluene	ND	0.50	µg/L	1		SW-846 8260C	3/31/17	3/31/17 13:55	MFF
4-Chlorotoluene	ND	0.50	µg/L	1		SW-846 8260C	3/31/17	3/31/17 13:55	MFF
1,2-Dibromo-3-chloropropane (DBCP)	ND	5.0	µg/L	1		SW-846 8260C	3/31/17	3/31/17 13:55	MFF
1,2-Dibromoethane (EDB)	ND	0.50	µg/L	1		SW-846 8260C	3/31/17	3/31/17 13:55	MFF
Dibromomethane	ND	0.50	µg/L	1		SW-846 8260C	3/31/17	3/31/17 13:55	MFF
1,2-Dichlorobenzene	ND	0.50	µg/L	1		SW-846 8260C	3/31/17	3/31/17 13:55	MFF
1,3-Dichlorobenzene	ND	0.50	µg/L	1		SW-846 8260C	3/31/17	3/31/17 13:55	MFF
1,4-Dichlorobenzene	ND	0.50	µg/L	1		SW-846 8260C	3/31/17	3/31/17 13:55	MFF
trans-1,4-Dichloro-2-butene	ND	5.0	µg/L	1		SW-846 8260C	3/31/17	3/31/17 13:55	MFF
Dichlorodifluoromethane (Freon 12)	ND	0.50	µg/L	1		SW-846 8260C	3/31/17	3/31/17 13:55	MFF
1,1-Dichloroethane	ND	0.50	µg/L	1		SW-846 8260C	3/31/17	3/31/17 13:55	MFF
1,2-Dichloroethane	ND	0.50	µg/L	1		SW-846 8260C	3/31/17	3/31/17 13:55	MFF
1,1-Dichloroethylene	ND	0.50	µg/L	1		SW-846 8260C	3/31/17	3/31/17 13:55	MFF
cis-1,2-Dichloroethylene	ND	0.50	µg/L	1		SW-846 8260C	3/31/17	3/31/17 13:55	MFF
trans-1,2-Dichloroethylene	ND	1.0	µg/L	1		SW-846 8260C	3/31/17	3/31/17 13:55	MFF
1,2-Dichloropropane	ND	0.50	µg/L	1		SW-846 8260C	3/31/17	3/31/17 13:55	MFF
1,3-Dichloropropane	ND	0.50	µg/L	1		SW-846 8260C	3/31/17	3/31/17 13:55	MFF
2,2-Dichloropropane	ND	0.50	µg/L	1		SW-846 8260C	3/31/17	3/31/17 13:55	MFF
1,1-Dichloropropene	ND	0.50	µg/L	1		SW-846 8260C	3/31/17	3/31/17 13:55	MFF
cis-1,3-Dichloropropene	ND	0.50	µg/L	1		SW-846 8260C	3/31/17	3/31/17 13:55	MFF
trans-1,3-Dichloropropene	ND	0.50	µg/L	1		SW-846 8260C	3/31/17	3/31/17 13:55	MFF
Ethylbenzene	ND	0.50	µg/L	1		SW-846 8260C	3/31/17	3/31/17 13:55	MFF
Hexachlorobutadiene	ND	0.60	µg/L	1		SW-846 8260C	3/31/17	3/31/17 13:55	MFF
2-Hexanone (MBK)	ND	5.0	µg/L	1		SW-846 8260C	3/31/17	3/31/17 13:55	MFF
Isopropylbenzene (Cumene)	ND	0.50	µg/L	1		SW-846 8260C	3/31/17	3/31/17 13:55	MFF
p-Isopropyltoluene (p-Cymene)	ND	0.50	µg/L	1		SW-846 8260C	3/31/17	3/31/17 13:55	MFF

con-test® ANALYTICAL LABORATORY
39 Spruce Street * East Longmeadow, MA 01028 * FAX 413/525-6405 * TEL. 413/525-2332

Project Location: Simsbury, CT | Sample Description: | Work Order: 17C1117

Date Received: 3/29/2017

Field Sample #: MW-11A | Sampled: 3/29/2017 11:05

Sample ID: 17C1117-01

Sample Matrix: Ground Water

Volatile Organic Compounds by GC/MS

Analyte	Results	RL	Units	Dilution	Flag/Qual	Method	Date Prepared	Date/Time Analyzed	Analyst
Methyl tert-Butyl Ether (MTBE)	ND	0.50	µg/L	1		SW-846 8260C	3/31/17	3/31/17 13:55	MFF
Methylene Chloride	ND	5.0	µg/L	1		SW-846 8260C	3/31/17	3/31/17 13:55	MFF
4-Methyl-2-pentanone (MIBK)	ND	5.0	µg/L	1		SW-846 8260C	3/31/17	3/31/17 13:55	MFF
Naphthalene	ND	2.0	µg/L	1		SW-846 8260C	3/31/17	3/31/17 13:55	MFF
n-Propylbenzene	ND	1.0	µg/L	1		SW-846 8260C	3/31/17	3/31/17 13:55	MFF
Styrene	ND	1.0	µg/L	1		SW-846 8260C	3/31/17	3/31/17 13:55	MFF
1,1,1,2-Tetrachloroethane	ND	0.50	µg/L	1		SW-846 8260C	3/31/17	3/31/17 13:55	MFF
1,1,2,2-Tetrachloroethane	ND	0.50	µg/L	1		SW-846 8260C	3/31/17	3/31/17 13:55	MFF
Tetrachloroethylene	ND	1.0	µg/L	1		SW-846 8260C	3/31/17	3/31/17 13:55	MFF
Tetrahydrofuran	ND	10	µg/L	1		SW-846 8260C	3/31/17	3/31/17 13:55	MFF
Toluene	ND	1.0	µg/L	1		SW-846 8260C	3/31/17	3/31/17 13:55	MFF
1,2,3-Trichlorobenzene	ND	2.0	µg/L	1		SW-846 8260C	3/31/17	3/31/17 13:55	MFF
1,2,4-Trichlorobenzene	ND	2.0	µg/L	1		SW-846 8260C	3/31/17	3/31/17 13:55	MFF
1,1,1-Trichloroethane	ND	0.50	µg/L	1		SW-846 8260C	3/31/17	3/31/17 13:55	MFF
1,1,2-Trichloroethane	ND	0.50	µg/L	1		SW-846 8260C	3/31/17	3/31/17 13:55	MFF
Trichloroethylene	ND	1.0	µg/L	1		SW-846 8260C	3/31/17	3/31/17 13:55	MFF
Trichlorofluoromethane (Freon 11)	ND	2.0	µg/L	1		SW-846 8260C	3/31/17	3/31/17 13:55	MFF
1,2,3-Trichloropropane	ND	1.0	µg/L	1		SW-846 8260C	3/31/17	3/31/17 13:55	MFF
1,1,2-Trichloro-1,2,2-trifluoroethane (Freon 113)	ND	0.50	µg/L	1		SW-846 8260C	3/31/17	3/31/17 13:55	MFF
1,2,4-Trimethylbenzene	ND	0.50	µg/L	1		SW-846 8260C	3/31/17	3/31/17 13:55	MFF
1,3,5-Trimethylbenzene	ND	0.50	µg/L	1		SW-846 8260C	3/31/17	3/31/17 13:55	MFF
Vinyl Chloride	ND	1.0	µg/L	1		SW-846 8260C	3/31/17	3/31/17 13:55	MFF
m+p Xylene	ND	2.0	µg/L	1		SW-846 8260C	3/31/17	3/31/17 13:55	MFF
o-Xylene	ND	1.0	µg/L	1		SW-846 8260C	3/31/17	3/31/17 13:55	MFF

Surrogates	% Recovery	Recovery Limits	Flag/Qual	
1,2-Dichloroethane-d4	97.1	70-130		3/31/17 13:55
Toluene-d8	98.0	70-130		3/31/17 13:55
4-Bromofluorobenzene	96.8	70-130		3/31/17 13:55

con-test® ANALYTICAL LABORATORY
39 Spruce Street * East Longmeadow, MA 01028 * FAX 413/525-6405 * TEL. 413/525-2332

Project Location: Simsbury, CT | Sample Description: | Work Order: 17C1117

Date Received: 3/29/2017

Field Sample #: MW-10 | Sampled: 3/29/2017 11:55

Sample ID: 17C1117-02

Sample Matrix: Ground Water

Volatile Organic Compounds by GC/MS

Analyte	Results	RL	Units	Dilution	Flag/Qual	Method	Date Prepared	Date/Time Analyzed	Analyst
Acetone	ND	10	µg/L	1		SW-846 8260C	3/31/17	3/31/17 14:56	MFF
Acrylonitrile	ND	2.0	µg/L	1		SW-846 8260C	3/31/17	3/31/17 14:56	MFF
Benzene	ND	0.50	µg/L	1		SW-846 8260C	3/31/17	3/31/17 14:56	MFF
Bromobenzene	ND	0.50	µg/L	1		SW-846 8260C	3/31/17	3/31/17 14:56	MFF
Bromodichloromethane	ND	0.50	µg/L	1		SW-846 8260C	3/31/17	3/31/17 14:56	MFF
Bromoform	ND	0.50	µg/L	1		SW-846 8260C	3/31/17	3/31/17 14:56	MFF
Bromomethane	ND	1.0	µg/L	1	L-03	SW-846 8260C	3/31/17	3/31/17 14:56	MFF
2-Butanone (MEK)	ND	5.0	µg/L	1		SW-846 8260C	3/31/17	3/31/17 14:56	MFF
n-Butylbenzene	ND	1.0	µg/L	1		SW-846 8260C	3/31/17	3/31/17 14:56	MFF
sec-Butylbenzene	ND	1.0	µg/L	1		SW-846 8260C	3/31/17	3/31/17 14:56	MFF
tert-Butylbenzene	ND	1.0	µg/L	1		SW-846 8260C	3/31/17	3/31/17 14:56	MFF
Carbon Disulfide	ND	5.0	µg/L	1		SW-846 8260C	3/31/17	3/31/17 14:56	MFF
Carbon Tetrachloride	ND	0.50	µg/L	1		SW-846 8260C	3/31/17	3/31/17 14:56	MFF
Chlorobenzene	ND	0.50	µg/L	1		SW-846 8260C	3/31/17	3/31/17 14:56	MFF
Chlorodibromomethane	ND	0.50	µg/L	1		SW-846 8260C	3/31/17	3/31/17 14:56	MFF
Chloroethane	ND	0.50	µg/L	1		SW-846 8260C	3/31/17	3/31/17 14:56	MFF
Chloroform	ND	0.50	µg/L	1		SW-846 8260C	3/31/17	3/31/17 14:56	MFF
Chloromethane	ND	0.60	µg/L	1		SW-846 8260C	3/31/17	3/31/17 14:56	MFF
2-Chlorotoluene	ND	0.50	µg/L	1		SW-846 8260C	3/31/17	3/31/17 14:56	MFF
4-Chlorotoluene	ND	0.50	µg/L	1		SW-846 8260C	3/31/17	3/31/17 14:56	MFF
1,2-Dibromo-3-chloropropane (DBCP)	ND	5.0	µg/L	1		SW-846 8260C	3/31/17	3/31/17 14:56	MFF
1,2-Dibromoethane (EDB)	ND	0.50	µg/L	1		SW-846 8260C	3/31/17	3/31/17 14:56	MFF
Dibromomethane	ND	0.50	µg/L	1		SW-846 8260C	3/31/17	3/31/17 14:56	MFF
1,2-Dichlorobenzene	ND	0.50	µg/L	1		SW-846 8260C	3/31/17	3/31/17 14:56	MFF
1,3-Dichlorobenzene	ND	0.50	µg/L	1		SW-846 8260C	3/31/17	3/31/17 14:56	MFF
1,4-Dichlorobenzene	ND	0.50	µg/L	1		SW-846 8260C	3/31/17	3/31/17 14:56	MFF
trans-1,4-Dichloro-2-butene	ND	5.0	µg/L	1		SW-846 8260C	3/31/17	3/31/17 14:56	MFF
Dichlorodifluoromethane (Freon 12)	ND	0.50	µg/L	1		SW-846 8260C	3/31/17	3/31/17 14:56	MFF
1,1-Dichloroethane	ND	0.50	µg/L	1		SW-846 8260C	3/31/17	3/31/17 14:56	MFF
1,2-Dichloroethane	ND	0.50	µg/L	1		SW-846 8260C	3/31/17	3/31/17 14:56	MFF
1,1-Dichloroethylene	ND	0.50	µg/L	1		SW-846 8260C	3/31/17	3/31/17 14:56	MFF
cis-1,2-Dichloroethylene	ND	0.50	µg/L	1		SW-846 8260C	3/31/17	3/31/17 14:56	MFF
trans-1,2-Dichloroethylene	ND	1.0	µg/L	1		SW-846 8260C	3/31/17	3/31/17 14:56	MFF
1,2-Dichloropropane	ND	0.50	µg/L	1		SW-846 8260C	3/31/17	3/31/17 14:56	MFF
1,3-Dichloropropane	ND	0.50	µg/L	1		SW-846 8260C	3/31/17	3/31/17 14:56	MFF
2,2-Dichloropropane	ND	0.50	µg/L	1		SW-846 8260C	3/31/17	3/31/17 14:56	MFF
1,1-Dichloropropene	ND	0.50	µg/L	1		SW-846 8260C	3/31/17	3/31/17 14:56	MFF
cis-1,3-Dichloropropene	ND	0.50	µg/L	1		SW-846 8260C	3/31/17	3/31/17 14:56	MFF
trans-1,3-Dichloropropene	ND	0.50	µg/L	1		SW-846 8260C	3/31/17	3/31/17 14:56	MFF
Ethylbenzene	ND	0.50	µg/L	1		SW-846 8260C	3/31/17	3/31/17 14:56	MFF
Hexachlorobutadiene	ND	0.60	µg/L	1		SW-846 8260C	3/31/17	3/31/17 14:56	MFF
2-Hexanone (MBK)	ND	5.0	µg/L	1		SW-846 8260C	3/31/17	3/31/17 14:56	MFF
Isopropylbenzene (Cumene)	ND	0.50	µg/L	1		SW-846 8260C	3/31/17	3/31/17 14:56	MFF
p-Isopropyltoluene (p-Cymene)	ND	0.50	µg/L	1		SW-846 8260C	3/31/17	3/31/17 14:56	MFF

con-test® ANALYTICAL LABORATORY
39 Spruce Street * East Longmeadow, MA 01028 * FAX 413/525-6405 * TEL. 413/525-2332

Project Location: Simsbury, CT | Sample Description: | Work Order: 17C1117

Date Received: 3/29/2017

Field Sample #: MW-10 | Sampled: 3/29/2017 11:55

Sample ID: 17C1117-02

Sample Matrix: Ground Water

Volatile Organic Compounds by GC/MS

Analyte	Results	RL	Units	Dilution	Flag/Qual	Method	Date Prepared	Date/Time Analyzed	Analyst
Methyl tert-Butyl Ether (MTBE)	ND	0.50	µg/L	1		SW-846 8260C	3/31/17	3/31/17 14:56	MFF
Methylene Chloride	ND	5.0	µg/L	1		SW-846 8260C	3/31/17	3/31/17 14:56	MFF
4-Methyl-2-pentanone (MIBK)	ND	5.0	µg/L	1		SW-846 8260C	3/31/17	3/31/17 14:56	MFF
Naphthalene	ND	2.0	µg/L	1		SW-846 8260C	3/31/17	3/31/17 14:56	MFF
n-Propylbenzene	ND	1.0	µg/L	1		SW-846 8260C	3/31/17	3/31/17 14:56	MFF
Styrene	ND	1.0	µg/L	1		SW-846 8260C	3/31/17	3/31/17 14:56	MFF
1,1,1,2-Tetrachloroethane	ND	0.50	µg/L	1		SW-846 8260C	3/31/17	3/31/17 14:56	MFF
1,1,2,2-Tetrachloroethane	ND	0.50	µg/L	1		SW-846 8260C	3/31/17	3/31/17 14:56	MFF
Tetrachloroethylene	ND	1.0	µg/L	1		SW-846 8260C	3/31/17	3/31/17 14:56	MFF
Tetrahydrofuran	ND	10	µg/L	1		SW-846 8260C	3/31/17	3/31/17 14:56	MFF
Toluene	ND	1.0	µg/L	1		SW-846 8260C	3/31/17	3/31/17 14:56	MFF
1,2,3-Trichlorobenzene	ND	2.0	µg/L	1		SW-846 8260C	3/31/17	3/31/17 14:56	MFF
1,2,4-Trichlorobenzene	ND	2.0	µg/L	1		SW-846 8260C	3/31/17	3/31/17 14:56	MFF
1,1,1-Trichloroethane	ND	0.50	µg/L	1		SW-846 8260C	3/31/17	3/31/17 14:56	MFF
1,1,2-Trichloroethane	ND	0.50	µg/L	1		SW-846 8260C	3/31/17	3/31/17 14:56	MFF
Trichloroethylene	ND	1.0	µg/L	1		SW-846 8260C	3/31/17	3/31/17 14:56	MFF
Trichlorofluoromethane (Freon 11)	ND	2.0	µg/L	1		SW-846 8260C	3/31/17	3/31/17 14:56	MFF
1,2,3-Trichloropropane	ND	1.0	µg/L	1		SW-846 8260C	3/31/17	3/31/17 14:56	MFF
1,1,2-Trichloro-1,2,2-trifluoroethane (Freon 113)	ND	0.50	µg/L	1		SW-846 8260C	3/31/17	3/31/17 14:56	MFF
1,2,4-Trimethylbenzene	ND	0.50	µg/L	1		SW-846 8260C	3/31/17	3/31/17 14:56	MFF
1,3,5-Trimethylbenzene	ND	0.50	µg/L	1		SW-846 8260C	3/31/17	3/31/17 14:56	MFF
Vinyl Chloride	ND	1.0	µg/L	1		SW-846 8260C	3/31/17	3/31/17 14:56	MFF
m+p Xylene	ND	2.0	µg/L	1		SW-846 8260C	3/31/17	3/31/17 14:56	MFF
o-Xylene	ND	1.0	µg/L	1		SW-846 8260C	3/31/17	3/31/17 14:56	MFF

Surrogates	% Recovery	Recovery Limits	Flag/Qual	
1,2-Dichloroethane-d4	97.8	70-130		3/31/17 14:56
Toluene-d8	97.5	70-130		3/31/17 14:56
4-Bromofluorobenzene	95.7	70-130		3/31/17 14:56

con-test® ANALYTICAL LABORATORY
39 Spruce Street * East Longmeadow, MA 01028 * FAX 413/525-6405 * TEL. 413/525-2332

Project Location: Simsbury, CT | Sample Description: | Work Order: 17C1117

Date Received: 3/29/2017

Field Sample #: MW-CCA1 | Sampled: 3/29/2017 13:30

Sample ID: 17C1117-03

Sample Matrix: Ground Water

Volatile Organic Compounds by GC/MS

Analyte	Results	RL	Units	Dilution	Flag/Qual	Method	Date Prepared	Date/Time Analyzed	Analyst
Acetone	ND	10	µg/L	1		SW-846 8260C	3/31/17	3/31/17 14:25	MFF
Acrylonitrile	ND	2.0	µg/L	1		SW-846 8260C	3/31/17	3/31/17 14:25	MFF
Benzene	ND	0.50	µg/L	1		SW-846 8260C	3/31/17	3/31/17 14:25	MFF
Bromobenzene	ND	0.50	µg/L	1		SW-846 8260C	3/31/17	3/31/17 14:25	MFF
Bromodichloromethane	ND	0.50	µg/L	1		SW-846 8260C	3/31/17	3/31/17 14:25	MFF
Bromoform	ND	0.50	µg/L	1		SW-846 8260C	3/31/17	3/31/17 14:25	MFF
Bromomethane	ND	1.0	µg/L	1	L-03	SW-846 8260C	3/31/17	3/31/17 14:25	MFF
2-Butanone (MEK)	ND	5.0	µg/L	1		SW-846 8260C	3/31/17	3/31/17 14:25	MFF
n-Butylbenzene	ND	1.0	µg/L	1		SW-846 8260C	3/31/17	3/31/17 14:25	MFF
sec-Butylbenzene	ND	1.0	µg/L	1		SW-846 8260C	3/31/17	3/31/17 14:25	MFF
tert-Butylbenzene	ND	1.0	µg/L	1		SW-846 8260C	3/31/17	3/31/17 14:25	MFF
Carbon Disulfide	ND	5.0	µg/L	1		SW-846 8260C	3/31/17	3/31/17 14:25	MFF
Carbon Tetrachloride	ND	0.50	µg/L	1		SW-846 8260C	3/31/17	3/31/17 14:25	MFF
Chlorobenzene	ND	0.50	µg/L	1		SW-846 8260C	3/31/17	3/31/17 14:25	MFF
Chlorodibromomethane	ND	0.50	µg/L	1		SW-846 8260C	3/31/17	3/31/17 14:25	MFF
Chloroethane	ND	0.50	µg/L	1		SW-846 8260C	3/31/17	3/31/17 14:25	MFF
Chloroform	ND	0.50	µg/L	1		SW-846 8260C	3/31/17	3/31/17 14:25	MFF
Chloromethane	ND	0.60	µg/L	1		SW-846 8260C	3/31/17	3/31/17 14:25	MFF
2-Chlorotoluene	ND	0.50	µg/L	1		SW-846 8260C	3/31/17	3/31/17 14:25	MFF
4-Chlorotoluene	ND	0.50	µg/L	1		SW-846 8260C	3/31/17	3/31/17 14:25	MFF
1,2-Dibromo-3-chloropropane (DBCP)	ND	5.0	µg/L	1		SW-846 8260C	3/31/17	3/31/17 14:25	MFF
1,2-Dibromoethane (EDB)	ND	0.50	µg/L	1		SW-846 8260C	3/31/17	3/31/17 14:25	MFF
Dibromomethane	ND	0.50	µg/L	1		SW-846 8260C	3/31/17	3/31/17 14:25	MFF
1,2-Dichlorobenzene	ND	0.50	µg/L	1		SW-846 8260C	3/31/17	3/31/17 14:25	MFF
1,3-Dichlorobenzene	ND	0.50	µg/L	1		SW-846 8260C	3/31/17	3/31/17 14:25	MFF
1,4-Dichlorobenzene	ND	0.50	µg/L	1		SW-846 8260C	3/31/17	3/31/17 14:25	MFF
trans-1,4-Dichloro-2-butene	ND	5.0	µg/L	1		SW-846 8260C	3/31/17	3/31/17 14:25	MFF
Dichlorodifluoromethane (Freon 12)	ND	0.50	µg/L	1		SW-846 8260C	3/31/17	3/31/17 14:25	MFF
1,1-Dichloroethane	ND	0.50	µg/L	1		SW-846 8260C	3/31/17	3/31/17 14:25	MFF
1,2-Dichloroethane	ND	0.50	µg/L	1		SW-846 8260C	3/31/17	3/31/17 14:25	MFF
1,1-Dichloroethylene	ND	0.50	µg/L	1		SW-846 8260C	3/31/17	3/31/17 14:25	MFF
cis-1,2-Dichloroethylene	ND	0.50	µg/L	1		SW-846 8260C	3/31/17	3/31/17 14:25	MFF
trans-1,2-Dichloroethylene	ND	1.0	µg/L	1		SW-846 8260C	3/31/17	3/31/17 14:25	MFF
1,2-Dichloropropane	ND	0.50	µg/L	1		SW-846 8260C	3/31/17	3/31/17 14:25	MFF
1,3-Dichloropropane	ND	0.50	µg/L	1		SW-846 8260C	3/31/17	3/31/17 14:25	MFF
2,2-Dichloropropane	ND	0.50	µg/L	1		SW-846 8260C	3/31/17	3/31/17 14:25	MFF
1,1-Dichloropropene	ND	0.50	µg/L	1		SW-846 8260C	3/31/17	3/31/17 14:25	MFF
cis-1,3-Dichloropropene	ND	0.50	µg/L	1		SW-846 8260C	3/31/17	3/31/17 14:25	MFF
trans-1,3-Dichloropropene	ND	0.50	µg/L	1		SW-846 8260C	3/31/17	3/31/17 14:25	MFF
Ethylbenzene	ND	0.50	µg/L	1		SW-846 8260C	3/31/17	3/31/17 14:25	MFF
Hexachlorobutadiene	ND	0.60	µg/L	1		SW-846 8260C	3/31/17	3/31/17 14:25	MFF
2-Hexanone (MBK)	ND	5.0	µg/L	1		SW-846 8260C	3/31/17	3/31/17 14:25	MFF
Isopropylbenzene (Cumene)	ND	0.50	µg/L	1		SW-846 8260C	3/31/17	3/31/17 14:25	MFF
p-Isopropyltoluene (p-Cymene)	ND	0.50	µg/L	1		SW-846 8260C	3/31/17	3/31/17 14:25	MFF

con-test® ANALYTICAL LABORATORY
39 Spruce Street * East Longmeadow, MA 01028 * FAX 413/525-6405 * TEL. 413/525-2332

Project Location: Simsbury, CT | Sample Description: | Work Order: 17C1117

Date Received: 3/29/2017

Field Sample #: MW-CCA1 | Sampled: 3/29/2017 13:30

Sample ID: 17C1117-03

Sample Matrix: Ground Water

Volatile Organic Compounds by GC/MS

Analyte	Results	RL	Units	Dilution	Flag/Qual	Method	Date Prepared	Date/Time Analyzed	Analyst
Methyl tert-Butyl Ether (MTBE)	ND	0.50	µg/L	1		SW-846 8260C	3/31/17	3/31/17 14:25	MFF
Methylene Chloride	ND	5.0	µg/L	1		SW-846 8260C	3/31/17	3/31/17 14:25	MFF
4-Methyl-2-pentanone (MIBK)	ND	5.0	µg/L	1		SW-846 8260C	3/31/17	3/31/17 14:25	MFF
Naphthalene	ND	2.0	µg/L	1		SW-846 8260C	3/31/17	3/31/17 14:25	MFF
n-Propylbenzene	ND	1.0	µg/L	1		SW-846 8260C	3/31/17	3/31/17 14:25	MFF
Styrene	ND	1.0	µg/L	1		SW-846 8260C	3/31/17	3/31/17 14:25	MFF
1,1,1,2-Tetrachloroethane	ND	0.50	µg/L	1		SW-846 8260C	3/31/17	3/31/17 14:25	MFF
1,1,2,2-Tetrachloroethane	ND	0.50	µg/L	1		SW-846 8260C	3/31/17	3/31/17 14:25	MFF
Tetrachloroethylene	ND	1.0	µg/L	1		SW-846 8260C	3/31/17	3/31/17 14:25	MFF
Tetrahydrofuran	ND	10	µg/L	1		SW-846 8260C	3/31/17	3/31/17 14:25	MFF
Toluene	ND	1.0	µg/L	1		SW-846 8260C	3/31/17	3/31/17 14:25	MFF
1,2,3-Trichlorobenzene	ND	2.0	µg/L	1		SW-846 8260C	3/31/17	3/31/17 14:25	MFF
1,2,4-Trichlorobenzene	ND	2.0	µg/L	1		SW-846 8260C	3/31/17	3/31/17 14:25	MFF
1,1,1-Trichloroethane	ND	0.50	µg/L	1		SW-846 8260C	3/31/17	3/31/17 14:25	MFF
1,1,2-Trichloroethane	ND	0.50	µg/L	1		SW-846 8260C	3/31/17	3/31/17 14:25	MFF
Trichloroethylene	ND	1.0	µg/L	1		SW-846 8260C	3/31/17	3/31/17 14:25	MFF
Trichlorofluoromethane (Freon 11)	ND	2.0	µg/L	1		SW-846 8260C	3/31/17	3/31/17 14:25	MFF
1,2,3-Trichloropropane	ND	1.0	µg/L	1		SW-846 8260C	3/31/17	3/31/17 14:25	MFF
1,1,2-Trichloro-1,2,2-trifluoroethane (Freon 113)	ND	0.50	µg/L	1		SW-846 8260C	3/31/17	3/31/17 14:25	MFF
1,2,4-Trimethylbenzene	ND	0.50	µg/L	1		SW-846 8260C	3/31/17	3/31/17 14:25	MFF
1,3,5-Trimethylbenzene	ND	0.50	µg/L	1		SW-846 8260C	3/31/17	3/31/17 14:25	MFF
Vinyl Chloride	ND	1.0	µg/L	1		SW-846 8260C	3/31/17	3/31/17 14:25	MFF
m+p Xylene	ND	2.0	µg/L	1		SW-846 8260C	3/31/17	3/31/17 14:25	MFF
o-Xylene	ND	1.0	µg/L	1		SW-846 8260C	3/31/17	3/31/17 14:25	MFF

Surrogates	% Recovery	Recovery Limits	Flag/Qual	
1,2-Dichloroethane-d4	97.4	70-130		3/31/17 14:25
Toluene-d8	97.9	70-130		3/31/17 14:25
4-Bromofluorobenzene	95.0	70-130		3/31/17 14:25

con-test® ANALYTICAL LABORATORY
39 Spruce Street * East Longmeadow, MA 01028 * FAX 413/525-6405 * TEL. 413/525-2332

Project Location: Simsbury, CT | Sample Description: | Work Order: 17C1117

Date Received: 3/29/2017

Field Sample #: MW-CCA1 | Sampled: 3/29/2017 13:30

Sample ID: 17C1117-03

Sample Matrix: Ground Water

Petroleum Hydrocarbons Analyses

Analyte	Results	RL	Units	Dilution	Flag/Qual	Method	Date Prepared	Date/Time Analyzed	Analyst
CT ETPH	0.13	0.075	mg/L	1		CTDEP ETPH	3/30/17	4/4/17 11:11	SCS

Surrogates	% Recovery	Recovery Limits	Flag/Qual				
o-Terphenyl	77.3	50-150				4/4/17 11:11	

con-test® ANALYTICAL LABORATORY
39 Spruce Street * East Longmeadow, MA 01028 * FAX 413/525-6405 * TEL. 413/525-2332

Project Location: Simsbury, CT | Sample Description: | Work Order: 17C1117

Date Received: 3/29/2017

Field Sample #: MW-CCA1 | Sampled: 3/29/2017 13:30

Sample ID: 17C1117-03

Sample Matrix: Ground Water

Metals Analyses (Total)

Analyte	Results	RL	Units	Dilution	Flag/Qual	Method	Date Prepared	Date/Time Analyzed	Analyst
Arsenic	ND	2.0	µg/L	5		SW-846 6020A-B	3/30/17	3/30/17 17:00	MJH
Barium	ND	50	µg/L	5		SW-846 6020A-B	3/30/17	3/30/17 17:00	MJH
Cadmium	ND	2.5	µg/L	5		SW-846 6020A-B	3/30/17	3/30/17 17:00	MJH
Chromium	ND	5.0	µg/L	5		SW-846 6020A-B	3/30/17	3/30/17 17:00	MJH
Lead	ND	5.0	µg/L	5		SW-846 6020A-B	3/30/17	3/31/17 11:41	MJH
Mercury	ND	0.00010	mg/L	1		SW-846 7470A	3/31/17	4/3/17 9:10	TJK
Selenium	ND	25	µg/L	5		SW-846 6020A-B	3/30/17	3/30/17 17:00	MJH
Silver	ND	2.5	µg/L	5		SW-846 6020A-B	3/30/17	3/30/17 17:00	MJH

con-test® ANALYTICAL LABORATORY
39 Spruce Street * East Longmeadow, MA 01028 * FAX 413/525-6405 * TEL. 413/525-2332

Project Location: Simsbury, CT | Sample Description: | Work Order: 17C1117

Date Received: 3/29/2017

Field Sample #: Trip Blank | Sampled: 3/29/2017 00:00

Sample ID: 17C1117-04

Sample Matrix: Trip Blank Water

Volatile Organic Compounds by GC/MS

Analyte	Results	RL	Units	Dilution	Flag/Qual	Method	Date Prepared	Date/Time Analyzed	Analyst
Acetone	ND	10	µg/L	1		SW-846 8260C	3/31/17	3/31/17 11:55	MFF
Acrylonitrile	ND	2.0	µg/L	1		SW-846 8260C	3/31/17	3/31/17 11:55	MFF
Benzene	ND	0.50	µg/L	1		SW-846 8260C	3/31/17	3/31/17 11:55	MFF
Bromobenzene	ND	0.50	µg/L	1		SW-846 8260C	3/31/17	3/31/17 11:55	MFF
Bromodichloromethane	ND	0.50	µg/L	1		SW-846 8260C	3/31/17	3/31/17 11:55	MFF
Bromoform	ND	0.50	µg/L	1		SW-846 8260C	3/31/17	3/31/17 11:55	MFF
Bromomethane	ND	1.0	µg/L	1	L-03	SW-846 8260C	3/31/17	3/31/17 11:55	MFF
2-Butanone (MEK)	ND	5.0	µg/L	1		SW-846 8260C	3/31/17	3/31/17 11:55	MFF
n-Butylbenzene	ND	1.0	µg/L	1		SW-846 8260C	3/31/17	3/31/17 11:55	MFF
sec-Butylbenzene	ND	1.0	µg/L	1		SW-846 8260C	3/31/17	3/31/17 11:55	MFF
tert-Butylbenzene	ND	1.0	µg/L	1		SW-846 8260C	3/31/17	3/31/17 11:55	MFF
Carbon Disulfide	ND	5.0	µg/L	1		SW-846 8260C	3/31/17	3/31/17 11:55	MFF
Carbon Tetrachloride	ND	0.50	µg/L	1		SW-846 8260C	3/31/17	3/31/17 11:55	MFF
Chlorobenzene	ND	0.50	µg/L	1		SW-846 8260C	3/31/17	3/31/17 11:55	MFF
Chlorodibromomethane	ND	0.50	µg/L	1		SW-846 8260C	3/31/17	3/31/17 11:55	MFF
Chloroethane	ND	0.50	µg/L	1		SW-846 8260C	3/31/17	3/31/17 11:55	MFF
Chloroform	ND	0.50	µg/L	1		SW-846 8260C	3/31/17	3/31/17 11:55	MFF
Chloromethane	ND	0.60	µg/L	1		SW-846 8260C	3/31/17	3/31/17 11:55	MFF
2-Chlorotoluene	ND	0.50	µg/L	1		SW-846 8260C	3/31/17	3/31/17 11:55	MFF
4-Chlorotoluene	ND	0.50	µg/L	1		SW-846 8260C	3/31/17	3/31/17 11:55	MFF
1,2-Dibromo-3-chloropropane (DBCP)	ND	5.0	µg/L	1		SW-846 8260C	3/31/17	3/31/17 11:55	MFF
1,2-Dibromoethane (EDB)	ND	0.50	µg/L	1		SW-846 8260C	3/31/17	3/31/17 11:55	MFF
Dibromomethane	ND	0.50	µg/L	1		SW-846 8260C	3/31/17	3/31/17 11:55	MFF
1,2-Dichlorobenzene	ND	0.50	µg/L	1		SW-846 8260C	3/31/17	3/31/17 11:55	MFF
1,3-Dichlorobenzene	ND	0.50	µg/L	1		SW-846 8260C	3/31/17	3/31/17 11:55	MFF
1,4-Dichlorobenzene	ND	0.50	µg/L	1		SW-846 8260C	3/31/17	3/31/17 11:55	MFF
trans-1,4-Dichloro-2-butene	ND	5.0	µg/L	1		SW-846 8260C	3/31/17	3/31/17 11:55	MFF
Dichlorodifluoromethane (Freon 12)	ND	0.50	µg/L	1		SW-846 8260C	3/31/17	3/31/17 11:55	MFF
1,1-Dichloroethane	ND	0.50	µg/L	1		SW-846 8260C	3/31/17	3/31/17 11:55	MFF
1,2-Dichloroethane	ND	0.50	µg/L	1		SW-846 8260C	3/31/17	3/31/17 11:55	MFF
1,1-Dichloroethylene	ND	0.50	µg/L	1		SW-846 8260C	3/31/17	3/31/17 11:55	MFF
cis-1,2-Dichloroethylene	ND	0.50	µg/L	1		SW-846 8260C	3/31/17	3/31/17 11:55	MFF
trans-1,2-Dichloroethylene	ND	1.0	µg/L	1		SW-846 8260C	3/31/17	3/31/17 11:55	MFF
1,2-Dichloropropane	ND	0.50	µg/L	1		SW-846 8260C	3/31/17	3/31/17 11:55	MFF
1,3-Dichloropropane	ND	0.50	µg/L	1		SW-846 8260C	3/31/17	3/31/17 11:55	MFF
2,2-Dichloropropane	ND	0.50	µg/L	1		SW-846 8260C	3/31/17	3/31/17 11:55	MFF
1,1-Dichloropropene	ND	0.50	µg/L	1		SW-846 8260C	3/31/17	3/31/17 11:55	MFF
cis-1,3-Dichloropropene	ND	0.50	µg/L	1		SW-846 8260C	3/31/17	3/31/17 11:55	MFF
trans-1,3-Dichloropropene	ND	0.50	µg/L	1		SW-846 8260C	3/31/17	3/31/17 11:55	MFF
Ethylbenzene	ND	0.50	µg/L	1		SW-846 8260C	3/31/17	3/31/17 11:55	MFF
Hexachlorobutadiene	ND	0.60	µg/L	1		SW-846 8260C	3/31/17	3/31/17 11:55	MFF
2-Hexanone (MBK)	ND	5.0	µg/L	1		SW-846 8260C	3/31/17	3/31/17 11:55	MFF
Isopropylbenzene (Cumene)	ND	0.50	µg/L	1		SW-846 8260C	3/31/17	3/31/17 11:55	MFF
p-Isopropyltoluene (p-Cymene)	ND	0.50	µg/L	1		SW-846 8260C	3/31/17	3/31/17 11:55	MFF

con-test® ANALYTICAL LABORATORY
39 Spruce Street * East Longmeadow, MA 01028 * FAX 413/525-6405 * TEL. 413/525-2332

Project Location: Simsbury, CT | Sample Description: | Work Order: 17C1117

Date Received: 3/29/2017

Field Sample #: Trip Blank | Sampled: 3/29/2017 00:00

Sample ID: 17C1117-04

Sample Matrix: Trip Blank Water

Volatile Organic Compounds by GC/MS

Analyte	Results	RL	Units	Dilution	Flag/Qual	Method	Date Prepared	Date/Time Analyzed	Analyst
Methyl tert-Butyl Ether (MTBE)	ND	0.50	µg/L	1		SW-846 8260C	3/31/17	3/31/17 11:55	MFF
Methylene Chloride	ND	5.0	µg/L	1		SW-846 8260C	3/31/17	3/31/17 11:55	MFF
4-Methyl-2-pentanone (MIBK)	ND	5.0	µg/L	1		SW-846 8260C	3/31/17	3/31/17 11:55	MFF
Naphthalene	ND	2.0	µg/L	1		SW-846 8260C	3/31/17	3/31/17 11:55	MFF
n-Propylbenzene	ND	1.0	µg/L	1		SW-846 8260C	3/31/17	3/31/17 11:55	MFF
Styrene	ND	1.0	µg/L	1		SW-846 8260C	3/31/17	3/31/17 11:55	MFF
1,1,1,2-Tetrachloroethane	ND	0.50	µg/L	1		SW-846 8260C	3/31/17	3/31/17 11:55	MFF
1,1,2,2-Tetrachloroethane	ND	0.50	µg/L	1		SW-846 8260C	3/31/17	3/31/17 11:55	MFF
Tetrachloroethylene	ND	1.0	µg/L	1		SW-846 8260C	3/31/17	3/31/17 11:55	MFF
Tetrahydrofuran	ND	10	µg/L	1		SW-846 8260C	3/31/17	3/31/17 11:55	MFF
Toluene	ND	1.0	µg/L	1		SW-846 8260C	3/31/17	3/31/17 11:55	MFF
1,2,3-Trichlorobenzene	ND	2.0	µg/L	1		SW-846 8260C	3/31/17	3/31/17 11:55	MFF
1,2,4-Trichlorobenzene	ND	2.0	µg/L	1		SW-846 8260C	3/31/17	3/31/17 11:55	MFF
1,1,1-Trichloroethane	ND	0.50	µg/L	1		SW-846 8260C	3/31/17	3/31/17 11:55	MFF
1,1,2-Trichloroethane	ND	0.50	µg/L	1		SW-846 8260C	3/31/17	3/31/17 11:55	MFF
Trichloroethylene	ND	1.0	µg/L	1		SW-846 8260C	3/31/17	3/31/17 11:55	MFF
Trichlorofluoromethane (Freon 11)	ND	2.0	µg/L	1		SW-846 8260C	3/31/17	3/31/17 11:55	MFF
1,2,3-Trichloropropane	ND	1.0	µg/L	1		SW-846 8260C	3/31/17	3/31/17 11:55	MFF
1,1,2-Trichloro-1,2,2-trifluoroethane (Freon 113)	ND	0.50	µg/L	1		SW-846 8260C	3/31/17	3/31/17 11:55	MFF
1,2,4-Trimethylbenzene	ND	0.50	µg/L	1		SW-846 8260C	3/31/17	3/31/17 11:55	MFF
1,3,5-Trimethylbenzene	ND	0.50	µg/L	1		SW-846 8260C	3/31/17	3/31/17 11:55	MFF
Vinyl Chloride	ND	1.0	µg/L	1		SW-846 8260C	3/31/17	3/31/17 11:55	MFF
m+p Xylene	ND	2.0	µg/L	1		SW-846 8260C	3/31/17	3/31/17 11:55	MFF
o-Xylene	ND	1.0	µg/L	1		SW-846 8260C	3/31/17	3/31/17 11:55	MFF

Surrogates	% Recovery	Recovery Limits	Flag/Qual	
1,2-Dichloroethane-d4	98.7	70-130		3/31/17 11:55
Toluene-d8	97.3	70-130		3/31/17 11:55
4-Bromofluorobenzene	95.5	70-130		3/31/17 11:55

con-test® ANALYTICAL LABORATORY
39 Spruce Street * East Longmeadow, MA 01028 * FAX 413/525-6405 * TEL. 413/525-2332

Sample Extraction Data

Prep Method: SW-846 3510C-CTDEP ETPH

Lab Number [Field ID]	Batch	Initial [mL]	Final [mL]	Date
17C1117-03 [MW-CCA1]	B173460	1000	1.00	03/30/17

Prep Method: SW-846 3005A-SW-846 6020A-B

Lab Number [Field ID]	Batch	Initial [mL]	Final [mL]	Date
17C1117-03 [MW-CCA1]	B173402	50.0	50.0	03/30/17

Prep Method: SW-846 7470A Prep-SW-846 7470A

Lab Number [Field ID]	Batch	Initial [mL]	Final [mL]	Date
17C1117-03 [MW-CCA1]	B173415	6.00	6.00	03/31/17

Prep Method: SW-846 5030B-SW-846 8260C

Lab Number [Field ID]	Batch	Initial [mL]	Final [mL]	Date
17C1117-01 [MW-11A]	B173512	5	5.00	03/31/17
17C1117-02 [MW-10]	B173512	5	5.00	03/31/17
17C1117-03 [MW-CCA1]	B173512	5	5.00	03/31/17
17C1117-04 [Trip Blank]	B173512	5	5.00	03/31/17

con-test® ANALYTICAL LABORATORY
39 Spruce Street * East Longmeadow, MA 01028 * FAX 413/525-6405 * TEL. 413/525-2332

QUALITY CONTROL

Volatile Organic Compounds by GC/MS - Quality Control

Analyte	Result	Reporting Limit	Units	Spike Level	Source Result	%REC	%REC Limits	RPD	RPD Limit	Notes
Batch B173512 - SW-846 5030B										
Blank (B173512-BLK1)				Prepared & Analyzed: 03/31/17						
Acetone	ND	10	µg/L							
Acrylonitrile	ND	2.0	µg/L							
Benzene	ND	0.50	µg/L							
Bromobenzene	ND	0.50	µg/L							
Bromodichloromethane	ND	0.50	µg/L							
Bromoform	ND	0.50	µg/L							
Bromomethane	ND	1.0	µg/L							L-03
2-Butanone (MEK)	ND	5.0	µg/L							
n-Butylbenzene	ND	1.0	µg/L							
sec-Butylbenzene	ND	1.0	µg/L							
tert-Butylbenzene	ND	1.0	µg/L							
Carbon Disulfide	ND	5.0	µg/L							
Carbon Tetrachloride	ND	0.50	µg/L							
Chlorobenzene	ND	0.50	µg/L							
Chlorodibromomethane	ND	0.50	µg/L							
Chloroethane	ND	0.50	µg/L							
Chloroform	ND	0.50	µg/L							
Chloromethane	ND	0.60	µg/L							
2-Chlorotoluene	ND	0.50	µg/L							
4-Chlorotoluene	ND	0.50	µg/L							
1,2-Dibromo-3-chloropropane (DBCP)	ND	0.50	µg/L							
1,2-Dibromoethane (EDB)	ND	0.50	µg/L							
Dibromomethane	ND	0.50	µg/L							
1,2-Dichlorobenzene	ND	0.50	µg/L							
1,3-Dichlorobenzene	ND	0.50	µg/L							
1,4-Dichlorobenzene	ND	0.50	µg/L							
trans-1,4-Dichloro-2-butene	ND	2.0	µg/L							
Dichlorodifluoromethane (Freon 12)	ND	0.50	µg/L							
1,1-Dichloroethane	ND	0.50	µg/L							
1,2-Dichloroethane	ND	0.50	µg/L							
1,1-Dichloroethylene	ND	0.50	µg/L							
cis-1,2-Dichloroethylene	ND	0.50	µg/L							
trans-1,2-Dichloroethylene	ND	1.0	µg/L							
1,2-Dichloropropane	ND	0.50	µg/L							
1,3-Dichloropropane	ND	0.50	µg/L							
2,2-Dichloropropane	ND	0.50	µg/L							
1,1-Dichloropropene	ND	0.50	µg/L							
cis-1,3-Dichloropropene	ND	0.50	µg/L							
trans-1,3-Dichloropropene	ND	0.50	µg/L							
Ethylbenzene	ND	0.50	µg/L							
Hexachlorobutadiene	ND	0.60	µg/L							
2-Hexanone (MBK)	ND	5.0	µg/L							
Isopropylbenzene (Cumene)	ND	0.50	µg/L							
p-Isopropyltoluene (p-Cymene)	ND	0.50	µg/L							
Methyl tert-Butyl Ether (MTBE)	ND	0.50	µg/L							
Methylene Chloride	ND	5.0	µg/L							
4-Methyl-2-pentanone (MIBK)	ND	5.0	µg/L							
Naphthalene	ND	2.0	µg/L							
n-Propylbenzene	ND	1.0	µg/L							
Styrene	ND	1.0	µg/L							
1,1,1,2-Tetrachloroethane	ND	0.50	µg/L							
1,1,2,2-Tetrachloroethane	ND	0.50	µg/L							

con-test® ANALYTICAL LABORATORY
39 Spruce Street * East Longmeadow, MA 01028 * FAX 413/525-6405 * TEL. 413/525-2332

QUALITY CONTROL

Volatile Organic Compounds by GC/MS - Quality Control

Analyte	Result	Reporting Limit	Units	Spike Level	Source Result	%REC		%REC Limits	RPD	RPD Limit	Notes
Batch B173512 - SW-846 5030B											
Blank (B173512-BLK1)				Prepared & Analyzed: 03/31/17							
Tetrachloroethylene	ND	1.0	µg/L								
Tetrahydrofuran	ND	10	µg/L								
Toluene	ND	1.0	µg/L								
1,2,3-Trichlorobenzene	ND	0.50	µg/L								
1,2,4-Trichlorobenzene	ND	0.50	µg/L								
1,1,1-Trichloroethane	ND	0.50	µg/L								
1,1,2-Trichloroethane	ND	0.50	µg/L								
Trichloroethylene	ND	1.0	µg/L								
Trichlorofluoromethane (Freon 11)	ND	2.0	µg/L								
1,2,3-Trichloropropane	ND	0.50	µg/L								
1,1,2-Trichloro-1,2,2-trifluoroethane (Freon 113)	ND	0.50	µg/L								
1,2,4-Trimethylbenzene	ND	0.50	µg/L								
1,3,5-Trimethylbenzene	ND	0.50	µg/L								
Vinyl Chloride	ND	1.0	µg/L								
m+p Xylene	ND	2.0	µg/L								
o-Xylene	ND	1.0	µg/L								
Surrogate: 1,2-Dichloroethane-d4	*24.6*		µg/L	25.0		98.4		70-130			
Surrogate: Toluene-d8	*24.4*		µg/L	25.0		97.8		70-130			
Surrogate: 4-Bromofluorobenzene	*24.0*		µg/L	25.0		96.0		70-130			
LCS (B173512-BS1)				Prepared & Analyzed: 03/31/17							
Acetone	90.9	10	µg/L	100		90.9		70-130			
Acrylonitrile	9.50	2.0	µg/L	10.0		95.0		70-130			
Benzene	10.2	0.50	µg/L	10.0		102		70-130			
Bromobenzene	10.2	0.50	µg/L	10.0		102		70-130			
Bromodichloromethane	10.1	0.50	µg/L	10.0		101		70-130			
Bromoform	11.4	0.50	µg/L	10.0		114		70-130			
Bromomethane	4.78	1.0	µg/L	10.0		**47.8**	*	70-130			L-03
2-Butanone (MEK)	93.0	5.0	µg/L	100		93.0		70-130			
n-Butylbenzene	11.4	1.0	µg/L	10.0		114		70-130			
sec-Butylbenzene	11.2	1.0	µg/L	10.0		112		70-130			
tert-Butylbenzene	10.4	1.0	µg/L	10.0		104		70-130			
Carbon Disulfide	12.3	5.0	µg/L	10.0		123		70-130			
Carbon Tetrachloride	10.6	0.50	µg/L	10.0		106		70-130			
Chlorobenzene	10.8	0.50	µg/L	10.0		108		70-130			
Chlorodibromomethane	10.6	0.50	µg/L	10.0		106		70-130			
Chloroethane	9.80	0.50	µg/L	10.0		98.0		70-130			
Chloroform	10.5	0.50	µg/L	10.0		105		70-130			
Chloromethane	8.66	0.60	µg/L	10.0		86.6		70-130			
2-Chlorotoluene	10.6	0.50	µg/L	10.0		106		70-130			
4-Chlorotoluene	10.5	0.50	µg/L	10.0		105		70-130			
1,2-Dibromo-3-chloropropane (DBCP)	9.39	0.50	µg/L	10.0		93.9		70-130			
1,2-Dibromoethane (EDB)	9.88	0.50	µg/L	10.0		98.8		70-130			
Dibromomethane	10.4	0.50	µg/L	10.0		104		70-130			
1,2-Dichlorobenzene	10.5	0.50	µg/L	10.0		105		70-130			
1,3-Dichlorobenzene	10.8	0.50	µg/L	10.0		108		70-130			
1,4-Dichlorobenzene	10.6	0.50	µg/L	10.0		106		70-130			
trans-1,4-Dichloro-2-butene	9.97	2.0	µg/L	10.0		99.7		70-130			
Dichlorodifluoromethane (Freon 12)	7.28	0.50	µg/L	10.0		72.8		70-130			
1,1-Dichloroethane	10.7	0.50	µg/L	10.0		107		70-130			
1,2-Dichloroethane	9.78	0.50	µg/L	10.0		97.8		70-130			
1,1-Dichloroethylene	10.5	0.50	µg/L	10.0		105		70-130			

con-test® ANALYTICAL LABORATORY
39 Spruce Street * East Longmeadow, MA 01028 * FAX 413/525-6405 * TEL. 413/525-2332

QUALITY CONTROL

Volatile Organic Compounds by GC/MS - Quality Control

Analyte	Result	Reporting Limit	Units	Spike Level	Source Result	%REC	%REC Limits	RPD	RPD Limit	Notes
Batch B173512 - SW-846 5030B										
LCS (B173512-BS1)				Prepared & Analyzed: 03/31/17						
cis-1,2-Dichloroethylene	10.2	0.50	µg/L	10.0		102	70-130			
trans-1,2-Dichloroethylene	9.87	1.0	µg/L	10.0		98.7	70-130			
1,2-Dichloropropane	9.87	0.50	µg/L	10.0		98.7	70-130			
1,3-Dichloropropane	10.2	0.50	µg/L	10.0		102	70-130			
2,2-Dichloropropane	11.6	0.50	µg/L	10.0		116	70-130			
1,1-Dichloropropene	10.5	0.50	µg/L	10.0		105	70-130			
cis-1,3-Dichloropropene	9.91	0.50	µg/L	10.0		99.1	70-130			
trans-1,3-Dichloropropene	10.9	0.50	µg/L	10.0		109	70-130			
Ethylbenzene	10.2	0.50	µg/L	10.0		102	70-130			
Hexachlorobutadiene	11.1	0.60	µg/L	10.0		111	70-130			
2-Hexanone (MBK)	95.7	5.0	µg/L	100		95.7	70-130			
Isopropylbenzene (Cumene)	11.4	0.50	µg/L	10.0		114	70-130			
p-Isopropyltoluene (p-Cymene)	11.1	0.50	µg/L	10.0		111	70-130			
Methyl tert-Butyl Ether (MTBE)	9.80	0.50	µg/L	10.0		98.0	70-130			
Methylene Chloride	9.60	5.0	µg/L	10.0		96.0	70-130			
4-Methyl-2-pentanone (MIBK)	94.6	5.0	µg/L	100		94.6	70-130			
Naphthalene	9.49	2.0	µg/L	10.0		94.9	70-130			
n-Propylbenzene	10.8	1.0	µg/L	10.0		108	70-130			
Styrene	10.8	1.0	µg/L	10.0		108	70-130			
1,1,1,2-Tetrachloroethane	10.9	0.50	µg/L	10.0		109	70-130			
1,1,2,2-Tetrachloroethane	11.1	0.50	µg/L	10.0		111	70-130			
Tetrachloroethylene	11.0	1.0	µg/L	10.0		110	70-130			
Tetrahydrofuran	9.63	10	µg/L	10.0		96.3	70-130			
Toluene	10.2	1.0	µg/L	10.0		102	70-130			
1,2,3-Trichlorobenzene	10.5	0.50	µg/L	10.0		105	70-130			
1,2,4-Trichlorobenzene	10.8	0.50	µg/L	10.0		108	70-130			
1,1,1-Trichloroethane	10.4	0.50	µg/L	10.0		104	70-130			
1,1,2-Trichloroethane	10.5	0.50	µg/L	10.0		105	70-130			
Trichloroethylene	10.3	1.0	µg/L	10.0		103	70-130			
Trichlorofluoromethane (Freon 11)	8.56	2.0	µg/L	10.0		85.6	70-130			
1,2,3-Trichloropropane	10.3	0.50	µg/L	10.0		103	70-130			
1,1,2-Trichloro-1,2,2-trifluoroethane (Freon 113)	10.6	0.50	µg/L	10.0		106	70-130			
1,2,4-Trimethylbenzene	10.0	0.50	µg/L	10.0		100	70-130			
1,3,5-Trimethylbenzene	10.8	0.50	µg/L	10.0		108	70-130			
Vinyl Chloride	9.13	1.0	µg/L	10.0		91.3	70-130			
m+p Xylene	20.9	2.0	µg/L	20.0		104	70-130			
o-Xylene	10.1	1.0	µg/L	10.0		101	70-130			
Surrogate: 1,2-Dichloroethane-d4	*23.9*		µg/L	25.0		95.5	70-130			
Surrogate: Toluene-d8	*24.0*		µg/L	25.0		96.0	70-130			
Surrogate: 4-Bromofluorobenzene	*24.4*		µg/L	25.0		97.6	70-130			

con-test® ANALYTICAL LABORATORY
39 Spruce Street * East Longmeadow, MA 01028 * FAX 413/525-6405 * TEL. 413/525-2332

QUALITY CONTROL

Petroleum Hydrocarbons Analyses - Quality Control

Analyte	Result	Reporting Limit	Units	Spike Level	Source Result	%REC	%REC Limits	RPD	RPD Limit	Notes
Batch B173460 - SW-846 3510C										
Blank (B173460-BLK1)				Prepared: 03/30/17 Analyzed: 04/04/17						
CT ETPH	ND	0.075	mg/L							
Surrogate: o-Terphenyl	*0.0611*		mg/L	0.100		61.1	50-150			
LCS (B173460-BS1)				Prepared: 03/30/17 Analyzed: 04/03/17						
CT ETPH	0.609	0.075	mg/L	1.00		60.9	60-120			
Surrogate: o-Terphenyl	*0.0793*		mg/L	0.100		79.3	50-150			
LCS Dup (B173460-BSD1)				Prepared: 03/30/17 Analyzed: 04/03/17						
CT ETPH	0.619	0.075	mg/L	1.00		61.9	60-120	1.50	30	
Surrogate: o-Terphenyl	*0.0757*		mg/L	0.100		75.7	50-150			

con-test® ANALYTICAL LABORATORY
39 Spruce Street * East Longmeadow, MA 01028 * FAX 413/525-6405 * TEL. 413/525-2332

QUALITY CONTROL

Metals Analyses (Total) - Quality Control

Analyte	Result	Reporting Limit	Units	Spike Level	Source Result	%REC	%REC Limits	RPD	RPD Limit	Notes
Batch B173402 - SW-846 3005A										
Blank (B173402-BLK1)				Prepared & Analyzed: 03/30/17						
Arsenic	ND	2.0	µg/L							
Barium	ND	50	µg/L							
Cadmium	ND	2.5	µg/L							
Chromium	ND	5.0	µg/L							
Lead	ND	5.0	µg/L							
Selenium	ND	25	µg/L							
Silver	ND	2.5	µg/L							
LCS (B173402-BS1)				Prepared & Analyzed: 03/30/17						
Arsenic	261	2.0	µg/L	250		104	80-120			
Barium	260	50	µg/L	250		104	80-120			
Cadmium	257	2.5	µg/L	250		103	80-120			
Chromium	234	5.0	µg/L	250		93.4	80-120			
Lead	274	5.0	µg/L	250		110	80-120			
Selenium	253	25	µg/L	250		101	80-120			
Silver	252	2.5	µg/L	250		101	80-120			
LCS Dup (B173402-BSD1)				Prepared & Analyzed: 03/30/17						
Arsenic	253	2.0	µg/L	250		101	80-120	3.13	20	
Barium	250	50	µg/L	250		100	80-120	4.06	20	
Cadmium	246	2.5	µg/L	250		98.3	80-120	4.30	20	
Chromium	226	5.0	µg/L	250		90.6	80-120	3.13	20	
Lead	261	5.0	µg/L	250		104	80-120	5.19	20	
Selenium	248	25	µg/L	250		99.4	80-120	1.88	20	
Silver	244	2.5	µg/L	250		97.5	80-120	3.20	20	
Batch B173415 - SW-846 7470A Prep										
Blank (B173415-BLK1)				Prepared: 03/31/17 Analyzed: 04/03/17						
Mercury	ND	0.00010	mg/L							
LCS (B173415-BS1)				Prepared: 03/31/17 Analyzed: 04/03/17						
Mercury	0.00164	0.00010	mg/L	0.00200		82.2	80-120			
LCS Dup (B173415-BSD1)				Prepared: 03/31/17 Analyzed: 04/03/17						
Mercury	0.00169	0.00010	mg/L	0.00200		84.3	80-120	2.50	20	

con-test® ANALYTICAL LABORATORY
39 Spruce Street * East Longmeadow, MA 01028 * FAX 413/525-6405 * TEL. 413/525-2332

FLAG/QUALIFIER SUMMARY

*	QC result is outside of established limits.
†	Wide recovery limits established for difficult compound.
‡	Wide RPD limits established for difficult compound.
#	Data exceeded client recommended or regulatory level
ND	Not Detected
RL	Reporting Limit
DL	Method Detection Limit
MCL	Maximum Contaminant Level
	Percent recoveries and relative percent differences (RPDs) are determined by the software using values in the calculation which have not been rounded.
	No results have been blank subtracted unless specified in the case narrative section.
L-03	Laboratory fortified blank/laboratory control sample recovery is outside of control limits. Reported value for this compound is likely to be biased on the low side.

con-test® ANALYTICAL LABORATORY
39 Spruce Street * East Longmeadow, MA 01028 * FAX 413/525-6405 * TEL. 413/525-2332

CERTIFICATIONS

Certified Analyses included in this Report

Analyte	Certifications
CTDEP ETPH in Water	
CT ETPH	CT
SW-846 6020A-B in Water	
Arsenic	CT,NH,NY,ME,VA,NC
Barium	CT,NH,NY,ME,VA,NC
Cadmium	CT,NH,NY,RI,ME,VA,NC
Chromium	CT,NH,NY,ME,VA,NC
Lead	CT,NH,NY,ME,VA,NC
Selenium	CT,NH,NY,ME,VA,NC
Silver	CT,NH,NY,ME,VA,NC
SW-846 7470A in Water	
Mercury	CT,NH,NY,NC,ME,VA
SW-846 8260C in Water	
Acetone	CT,NH,NY,ME
Acrylonitrile	CT,NY,ME
Benzene	CT,NH,NY,ME
Bromobenzene	NY
Bromodichloromethane	CT,NH,NY,ME
Bromoform	CT,NH,NY,ME
Bromomethane	CT,NH,NY,ME
2-Butanone (MEK)	CT,NH,NY,ME
n-Butylbenzene	NY,ME
sec-Butylbenzene	NY,ME
tert-Butylbenzene	NY,ME
Carbon Disulfide	CT,NH,NY,ME
Carbon Tetrachloride	CT,NH,NY,ME
Chlorobenzene	CT,NH,NY,ME
Chlorodibromomethane	CT,NH,NY,ME
Chloroethane	CT,NH,NY,ME
Chloroform	CT,NH,NY,ME
Chloromethane	CT,NH,NY,ME
2-Chlorotoluene	NY,ME
4-Chlorotoluene	NY,ME
Dibromomethane	NH,NY,ME
1,2-Dichlorobenzene	CT,NY,ME
1,3-Dichlorobenzene	CT,NH,NY,ME
1,4-Dichlorobenzene	CT,NH,NY,ME
trans-1,4-Dichloro-2-butene	NH,NY,ME
Dichlorodifluoromethane (Freon 12)	NH,NY,ME
1,1-Dichloroethane	CT,NH,NY,ME
1,2-Dichloroethane	CT,NH,NY,ME
1,1-Dichloroethylene	CT,NH,NY,ME
cis-1,2-Dichloroethylene	NY,ME
trans-1,2-Dichloroethylene	CT,NH,NY,ME
1,2-Dichloropropane	CT,NH,NY,ME
1,3-Dichloropropane	NY,ME
2,2-Dichloropropane	NH,NY,ME

con-test® ANALYTICAL LABORATORY
39 Spruce Street * East Longmeadow, MA 01028 * FAX 413/525-6405 * TEL. 413/525-2332

CERTIFICATIONS

Certified Analyses included in this Report

Analyte	Certifications
SW-846 8260C in Water	
1,1-Dichloropropene	NH,NY,ME
cis-1,3-Dichloropropene	CT,NH,NY,ME
trans-1,3-Dichloropropene	CT,NH,NY,ME
Ethylbenzene	CT,NH,NY,ME
Hexachlorobutadiene	CT,NH,NY,ME
2-Hexanone (MBK)	CT,NH,NY,ME
Isopropylbenzene (Cumene)	NY,ME
p-Isopropyltoluene (p-Cymene)	CT,NH,NY,ME
Methyl tert-Butyl Ether (MTBE)	CT,NH,NY,ME
Methylene Chloride	CT,NH,NY,ME
4-Methyl-2-pentanone (MIBK)	CT,NH,NY,ME
Naphthalene	NH,NY,ME
n-Propylbenzene	CT,NH,NY,ME
Styrene	CT,NH,NY,ME
1,1,1,2-Tetrachloroethane	CT,NH,NY,ME
1,1,2,2-Tetrachloroethane	CT,NH,NY,ME
Tetrachloroethylene	CT,NH,NY,ME
Toluene	CT,NH,NY,ME
1,2,3-Trichlorobenzene	NH,NY,ME
1,2,4-Trichlorobenzene	CT,NH,NY,ME
1,1,1-Trichloroethane	CT,NH,NY,ME
1,1,2-Trichloroethane	CT,NH,NY,ME
Trichloroethylene	CT,NH,NY,ME
Trichlorofluoromethane (Freon 11)	CT,NH,NY,ME
1,2,3-Trichloropropane	NH,NY,ME
1,1,2-Trichloro-1,2,2-trifluoroethane (Freon 113)	NY
1,2,4-Trimethylbenzene	NY,ME
1,3,5-Trimethylbenzene	NY,ME
Vinyl Chloride	CT,NH,NY,ME
m+p Xylene	NH,NY,ME
o-Xylene	NH,NY,ME

con-test® ANALYTICAL LABORATORY
39 Spruce Street * East Longmeadow, MA 01028 * FAX 413/525-6405 * TEL. 413/525-2332

The CON-TEST Environmental Laboratory operates under the following certifications and accreditations:

Code	Description	Number	Expires
AIHA	AIHA-LAP, LLC - ISO17025:2005	100033	02/1/2018
MA	Massachusetts DEP	M-MA100	06/30/2017
CT	Connecticut Department of Publilc Health	PH-0567	09/30/2017
NY	New York State Department of Health	10899 NELAP	04/1/2018
NH-S	New Hampshire Environmental Lab	2516 NELAP	02/5/2018
RI	Rhode Island Department of Health	LAO00112	12/30/2017
NC	North Carolina Div. of Water Quality	652	12/31/2017
NJ	New Jersey DEP	MA007 NELAP	06/30/2017
FL	Florida Department of Health	E871027 NELAP	06/30/2017
VT	Vermont Department of Health Lead Laboratory	LL015036	07/30/2017
ME	State of Maine	2011028	06/9/2017
VA	Commonwealth of Virginia	460217	12/14/2017
NH-P	New Hampshire Environmental Lab	2557 NELAP	09/6/2017

1701117

con-test ANALYTICAL LABORATORY

Phone: 413-525-2332
Fax: 413-525-6405
Email: info@contestlabs.com

http://www.contestlabs.com

Doc # 381 Rev 0 5 8 2015

CHAIN OF CUSTODY RECORD

39 Spruce Street
East Longmeadow, MA 01028

Page 1 of 1

Company Name:	Weston & Sampson - (for Eversource Energy)
Address:	273 Dividend Road, Rocky Hill, CT 06067
Phone:	(860) 513-1473
Project Name:	Simsbury AWC
Project Location:	Simsbury, CT
Project Number:	Client PO = 02274021; Rel. #6
Project Manager:	Jeff Willson
Con-Test Bid:	n/a
Invoice Recipient:	Eversource Energy - Paul Boison
Sampled By:	Will Sirotnak

Requested Turnaround Time:
7-Day ☐ 10-Day ☐
Other: ☑ 5-7 Bus. Days

Rush Approval Required:
1-Day ☐ 3-Day ☐
2-Day ☐ 4-Day ☐

Data Delivery:
Format: PDF ☑ EXCEL ☑
Other:
Enhanced Data Package Required: ☐
Email To: yellenl@wseinc.com
Fax To #: sirotnakw@wseinc.com

Con-Test Work Order#	Client Sample ID / Description	Beginning Date/Time	Ending Date/Time	Composite	Grab	[1] Matrix Code	Conc Code	3 H V	2 I A	1 N P												
									VOCs (8260)	CT-ETPH	Total 8 RCRA metals											
1	MW-11A	3/29/17	1105		X	GW	U	X														
2	MW-10	3/29/17	1155		X	GW	U	X														
3	MW-CC A1	↓	1330		X	GW	U	X	X	X												
4	TRIP BLANK	↓						X														

ANALYSIS REQUESTED

[3] # of Containers
[2] Preservation Code
[3] Container Code

Dissolved Metals Samples
○ Field Filtered
○ Lab to Filter

Orthophosphate Samples
○ Field Filtered
○ Lab to Filter

[1] Matrix Codes:
GW = Ground Water
WW = Waste Water
DW = Drinking Water
A = Air
S = Soil/Solid
SL = Sludge
O = Other (please define)

[2] Preservation Codes:
I = Iced
H = HCL
M = Methanol
N = Nitric Acid
S = Sulfuric Acid
B = Sodium Bisulfate
X = Sodium Hydroxide
T = Sodium Thiosulfate
O = Other (please define)

[3] Container Codes:
A = Amber Glass
G = Glass
P = Plastic
ST = Sterile
V = Vial
S = Summa Canister
T = Tedlar Bag
O = Other (please define)

Comments: (1) Please bill Eversource Energy directly.

(2) Please send copy of results to Paul Boison (Paul.Boison@eversource.com) at Eversource Energy.

Please use the following codes to indicate possible sample concentration within the **Conc Code** column above:
H - High; M - Medium; L - Low; C - Clean; U - Unknown

Relinquished by: (signature)	Date/Time: 3/29/17 3:00
Received by: (signature)	Date/Time: 3/29/17 3:00
Relinquished by: (signature)	Date/Time: 4:00
Received by: (signature)	Date/Time: 3/29 1600
Relinquished by: (signature)	Date/Time:
Received by: (signature)	Date/Time:

Detection Limit Requirements:
MA
CT — CTDEEP RSRs (includes RES DEC & GA PMC)
Other:

Program Information
○ MCP Analytical Certification Form Required
● RCP Analysis Certification Form Required
○ MA State DW Form Required
PWSID # _____

NELAC and AIHA-LAP, LLC Accredited

TURNAROUND TIME (BUSINESS DAYS) STARTS AT 9:00 AM THE DAY AFTER SAMPLE RECEIPT UNLESS THERE ARE QUESTIONS ON THIS CHAIN. IF THIS FORM IS NOT FILLED OUT COMPLETELY OR IS INCORRECT, TURNAROUND TIME CANNOT START UNTIL ALL QUESTIONS HAVE BEEN ANSWERED.

PLEASE BE CAREFUL NOT TO CONTAMINATE THIS DOCUMENT

Table of Contents

39 Spruce St.
East Longmeadow, MA. 01028
P: 413-525-2332
F: 413-525-6405
www.contestlabs.com

con-test® ANALYTICAL LABORATORY

Sample Receipt Checklist

CLIENT NAME: Weston & Sampson **RECEIVED BY:** JM **DATE:** 3/29/17

1) **Was the chain(s) of custody relinquished and signed?** **Yes** ✓ **No** ____ **No COC Incl.**

2) **Does the chain agree with the samples?** **Yes** ✓ **No** ____
If not, explain:

3) **Are all the samples in good condition?** **Yes** ✓ **No** ____
If not, explain:

4) **How were the samples received:**
On Ice ✓ Direct from Sampling ____ Ambient ____ In Cooler(s) ✓
Were the samples received in Temperature Compliance of (2-6°C)? **Yes** ✓ **No** ____ **N/A** ____
Temperature °C by Temp blank ____ # ____ Temperature °C by Temp gun 3.4 # 2

5) **Are there Dissolved samples for the lab to filter?** **Yes** ____ **No** ✓
Who was notified ____ Date ____ Time ____

6) **Are there any RUSH or SHORT HOLDING TIME samples?** **Yes** ____ **No** ✓
Who was notified ____ Date ____ Time ____

7) **Location where samples are stored:** Login

Permission to subcontract samples? Yes No
(Walk-in clients only) if not already approved
Client Signature: ____

8) **Do all samples have the proper Acid pH:** **Yes** ✓ **No** ____ **N/A** ____

9) **Do all samples have the proper Base pH:** **Yes** ____ **No** ____ **N/A** ✓

10) **Was the PC notified of any discrepancies with the CoC vs the samples:** **Yes** ____ **N/A** ✓

Containers received at Con-Test

	# of containers		# of containers
1 Liter Amber	2	16 oz amber	
500 mL Amber		8 oz amber/clear jar	
250 mL Amber (8oz amber)		4 oz amber/clear jar	
1 Liter Plastic		2 oz amber/clear jar	
500 mL Plastic		Plastic Bag / Ziploc	
250 mL plastic	)	SOC Kit	
40 mL Vial - type listed below	11	Perchlorate Kit	
Colisure / bacteria bottle		Flashpoint bottle	
Dissolved Oxygen bottle		Other glass jar	
Encore		Other	

40 mL vials: # HCl 11 # Methanol ____ **Time and Date Frozen:**
Bisulfate ____ # DI Water ____
Thiosulfate ____ Unpreserved ____

Page 2 of 2

Login Sample Receipt Checklist

(Rejection Criteria Listing - Using Sample Acceptance Policy)

Any False statement will be brought to the attention of Client

Question	Answer (True/False) T/F/NA	Comment
1) The cooler's custody seal, if present, is intact.	N/A	
2) The cooler or samples do not appear to have been compromised or tampered with.	T	
3) Samples were received on ice.	T	
4) Cooler Temperature is acceptable.	T	
5) Cooler Temperature is recorded.	T	
6) COC is filled out in ink and legible.	T	
7) COC is filled out with all pertinent information.	T	
8) Field Sampler's name present on COC.	T	
9) There are no discrepancies between the sample IDs on the container and the COC.	T	
10) Samples are received within Holding Time.	T	
11) Sample containers have legible labels.	T	
12) Containers are not broken or leaking.	T	
13) Air Cassettes are not broken/open.	N/A	
14) Sample collection date/times are provided.	T	
15) Appropriate sample containers are used.	T	
16) Proper collection media used.	T	
17) No headspace sample bottles are completely filled.	T	
18) There is sufficient volume for all requsted analyses, including any requested MS/MSDs.	T	
19) Trip blanks provided if applicable.	T	
20) VOA sample vials do not have head space or bubble is <6mm (1/4") in diameter.	T	
21) Samples do not require splitting or compositing.	T	

Who notified of False statements? **Date/Time:**

Doc #277 Rev. 4 August 2013 **Log-In Technician Initials:** JM **Date/Time:** 3/29/17 1600

D:\HPCHEM\1\DATA\A040417\A0404012.D

CT ETPH DISCRIMINATION CHECK

Date Acquired	4/4/17
Data File Name	A0404012.D
Sample Name	ETPH 1500
Instrument Name	5890DFID

Compound	Ret Time	Target Response	Average Response	*%D +/- 20
c - 9	1.17	448764	496381	-10
c - 10	1.52	463949	496381	-7
c - 12	2.26	480473	496381	-3
c - 14	2.94	490066	496381	-1
c - 16	3.55	501144	496381	1
c - 18	4.15	498405	496381	0
o-Terphenyl	4.43	543264	496381	
c - 20	4.77	509109	496381	3
c - 22	5.28	522221	496381	5
c - 24	5.73	492304	496381	-1
c - 26	6.12	523960	496381	6
c - 28	6.48	521234	496381	5
c - 30	6.82	516112	496381	4
c - 32	7.13	498789	496381	0
c - 34	7.42	492802	496381	-1
c - 36	7.72	486388	496381	-2

* One compound allowed %D </= 50%

Samples

17C1228-01
17C1117-03
17C1122-01
17C1122-02
17C1045-02
17C1045-03
17C1045-04
17C1045-05
17C1045-06
17C1045-07
17C1045-01
17C1163-01@500X
17C1167-03@5X

D:\HPCHEM\1\DATA\A040417\A0404064.D

CT ETPH DISCRIMINATION CHECK

Date Acquired	4/4/17
Data File Name	A0404064.D
Sample Name	ETPH 1500
Instrument Name	5890DFID

Compound	Ret Time	Target Response	Average Response	*%D +/- 20
c - 9	1.17	405476	443529	-9
c - 10	1.52	412738	443529	-7
c - 12	2.26	425714	443529	-4
c - 14	2.94	435737	443529	-2
c - 16	3.55	446908	443529	1
c - 18	4.15	445018	443529	0
o-Terphenyl	4.43	486465	443529	
c - 20	4.77	455225	443529	3
c - 22	5.28	466853	443529	5
c - 24	5.72	439736	443529	-1
c - 26	6.12	467424	443529	5
c - 28	6.48	466417	443529	5
c - 30	6.81	461170	443529	4
c - 32	7.13	445692	443529	0
c - 34	7.42	441981	443529	0
c - 36	7.72	436850	443529	-2

* One compound allowed %D </= 50%

Samples

17C1163-02@500X

REASONABLE CONFIDENCE PROTOCOL
LABORATORY ANALYSIS QA/QC CERTIFICATION FORM

Laboratory Name: Con-Test Analytical Laboratory

Client: Northeast Utilities

Project Location: Simsbury, CT

Project Number: 17C1117

Laboratory Sample ID(s):
17C1117-01 thru 17C1117-04

Sample Date(s):
03/29/2017

List RCP Methods Used:
CTDEP ETPH, SW-846 6020A-B, SW-846 7470A, SW-846 8260C

1	For each analytical method referenced in this laboratory report package, were all specified QA/QC performance criteria followed, including the requirement to explain any criteria falling outside of acceptable guidelines, as specified in the CTDEP method-specific Reasonable Confidence Protocol documents?	☑ Yes ☐ No
1A	Were the method specified preservation and holding time requirements met?	☑ Yes ☐ No
1B	VPH and EPH Methods only: Was the VPH and EPH method conducted without significant modifications (see Section 11.3 of respective RCP methods)?	☐ Yes ☐ No ☑ N/A
2	Were all samples received by the laboratory in a condition consistent with that described on the associated chain-of-custody document(s)?	☑ Yes ☐ No
3	Were samples received at an appropriate temperature (< 6 degrees C.)?	☑ Yes ☐ No ☐ N/A
4	Were all QA/QC performance criteria specified in the CTDEP Reasonable Confidence Protocol documents achieved?	☑ Yes ☐ No
5A	Were reporting limits specified or referenced on the chain-of-custody?	☑ Yes ☐ No
5B	Were these reporting limits met?	☐ Yes ☑ No
6	For each analytical method referenced in this laboratory report package, were results reported for all constituents identified in the method-specific analyte lists presented in the Reasonable Confidence Protocol documents?	☑ Yes ☐ No
7	Are project-specific matrix spikes and laboratory duplicates included in this data set?	☐ Yes ☑ No

Notes: For all questions to which the response was "No" (with the exception of question #7), additional information must be provided in an attached narrative. If the answer to question #1, #1A, or #1B is "No", the data package does not meet the requirements for "Reasonable Confidence."
This form may not be altered and all questions must be answered.

I, the undersigned, attest under the pains and penalties of perjury that, to the best of my knowledge and belief and based upon my personal inquiry of those responsible for providing the information contained in this analytical report, such information is accurate and complete.

Authorized Signature: Lisa Worthington **Position:** **Project Manager**

Printed Name: **Lisa A. Worthington** **Date:** **04/05/17**

Name of Laboratory: **Con-Test Analytical Laboratory**

This certification form is to be used for RCP methods only.

PHOENIX
Environmental Laboratories, Inc.

Friday, May 12, 2017

Attn: Mr. Jeff Willson
Weston & Sampson
273 Dividend Rd
Rocky Hill, CT 06067

Project ID:
Sample ID#s: BY16330 - BY16332

This laboratory is in compliance with the NELAC requirements of procedures used except where indicated.

This report contains results for the parameters tested, under the sampling conditions described on the Chain Of Custody, as received by the laboratory. This report is incomplete unless all pages indicated in the pagination at the bottom of the page are included.

A scanned version of the COC form accompanies the analytical report and is an exact duplicate of the original.

If you have any questions concerning this testing, please do not hesitate to contact Phoenix Client Services at ext. 200.

Sincerely yours,

Phyllis Shiller
Laboratory Director

NELAC - #NY11301
CT Lab Registration #PH-0618
MA Lab Registration #MA-CT-007
ME Lab Registration #CT-007
NH Lab Registration #213693-A,B
NJ Lab Registration #CT-003
NY Lab Registration #11301
PA Lab Registration #68-03530
RI Lab Registration #63
VT Lab Registration #VT11301

587 East Middle Turnpike, P.O. Box 370, Manchester, CT 06040
Telephone (860) 645-1102 Fax (860) 645-0823

Environmental Laboratories, Inc.
587 East Middle Turnpike, P.O.Box 370, Manchester, CT 06045
Tel. (860) 645-1102 Fax (860) 645-0823

Analysis Report

May 12, 2017

FOR: Attn: Mr. Jeff Willson
Weston & Sampson
273 Dividend Rd
Rocky Hill, CT 06067

Sample Information		Custody Information		Date	Time
Matrix:	GROUND WATER	Collected by:		05/04/17	12:15
Location Code:	WESTSAMP	Received by:	LB	05/05/17	17:25
Rush Request:	Standard	Analyzed by:	see "By" below		
P.O.#:					

Laboratory Data

SDG ID: GBY16330
Phoenix ID: BY16330

Project ID:
Client ID: MW-202

Parameter	Result	RL/ PQL	Units	Dilution	Date/Time	By	Reference
Extraction of CT ETPH	Completed				05/09/17	P/D	SW3510C/SW3520C
TPH by GC (Extractable Products)							
Ext. Petroleum H.C. (C9-C36)	ND	0.070	mg/L	1	05/10/17	JRB	CTETPH 8015D
Identification	ND		mg/L	1	05/10/17	JRB	CTETPH 8015D
QA/QC Surrogates							
% n-Pentacosane	61		%	1	05/10/17	JRB	50 - 150 %

RL/PQL=Reporting/Practical Quantitation Level ND=Not Detected BRL=Below Reporting Level
QA/QC Surrogates: Surrogates are compounds (preceeded with a %) added by the lab to determine analysis efficiency. Surrogate results(%) listed in the report are not "detected" compounds.

Comments:

If there are any questions regarding this data, please call Phoenix Client Services at extension 200.
This report must not be reproduced except in full as defined by the attached chain of custody.

Phyllis Shiller, Laboratory Director
May 12, 2017
Reviewed and Released by: Ethan Lee, Project Manager

Environmental Laboratories, Inc.
587 East Middle Turnpike, P.O.Box 370, Manchester, CT 06045
Tel. (860) 645-1102 Fax (860) 645-0823

Analysis Report

May 12, 2017

FOR: Attn: Mr. Jeff Willson
Weston & Sampson
273 Dividend Rd
Rocky Hill, CT 06067

Sample Information		Custody Information		Date	Time
Matrix:	GROUND WATER	Collected by:		05/04/17	12:15
Location Code:	WESTSAMP	Received by:	LB	05/05/17	17:25
Rush Request:	Standard	Analyzed by:	see "By" below		
P.O.#:					

Laboratory Data

SDG ID: GBY16330
Phoenix ID: BY16331

Project ID:
Client ID: MW-203

Parameter	Result	RL/ PQL	Units	Dilution	Date/Time	By	Reference
Extraction of CT ETPH	Completed				05/09/17	P/D	SW3510C/SW3520C
TPH by GC (Extractable Products)							
Ext. Petroleum H.C. (C9-C36)	ND	0.070	mg/L	1	05/10/17	JRB	CTETPH 8015D
Identification	ND		mg/L	1	05/10/17	JRB	CTETPH 8015D
QA/QC Surrogates							
% n-Pentacosane	61		%	1	05/10/17	JRB	50 - 150 %

RL/PQL=Reporting/Practical Quantitation Level ND=Not Detected BRL=Below Reporting Level
QA/QC Surrogates: Surrogates are compounds (preceeded with a %) added by the lab to determine analysis efficiency. Surrogate results(%) listed in the report are not "detected" compounds.

Comments:

If there are any questions regarding this data, please call Phoenix Client Services at extension 200.
This report must not be reproduced except in full as defined by the attached chain of custody.

Phyllis Shiller, Laboratory Director
May 12, 2017
Reviewed and Released by: Ethan Lee, Project Manager

Environmental Laboratories, Inc.
587 East Middle Turnpike, P.O.Box 370, Manchester, CT 06045
Tel. (860) 645-1102 Fax (860) 645-0823

Analysis Report

May 12, 2017

FOR: Attn: Mr. Jeff Willson
Weston & Sampson
273 Dividend Rd
Rocky Hill, CT 06067

Sample Information		Custody Information		Date	Time
Matrix:	GROUND WATER	Collected by:		05/04/17	13:45
Location Code:	WESTSAMP	Received by:	LB	05/05/17	17:25
Rush Request:	Standard	Analyzed by:	see "By" below		
P.O.#:					

Laboratory Data

SDG ID: GBY16330
Phoenix ID: BY16332

Project ID:
Client ID: MW-6

Parameter	Result	RL/ PQL	Units	Dilution	Date/Time	By	Reference
Extraction of CT ETPH	Completed				05/09/17	P/D	SW3510C/SW3520C
TPH by GC (Extractable Products)							
Ext. Petroleum H.C. (C9-C36)	ND	0.070	mg/L	1	05/10/17	JRB	CTETPH 8015D
Identification	ND		mg/L	1	05/10/17	JRB	CTETPH 8015D
QA/QC Surrogates							
% n-Pentacosane	53		%	1	05/10/17	JRB	50 - 150 %

RL/PQL=Reporting/Practical Quantitation Level ND=Not Detected BRL=Below Reporting Level
QA/QC Surrogates: Surrogates are compounds (preceeded with a %) added by the lab to determine analysis efficiency. Surrogate results(%) listed in the report are not "detected" compounds.

Comments:

If there are any questions regarding this data, please call Phoenix Client Services at extension 200.
This report must not be reproduced except in full as defined by the attached chain of custody.

Phyllis Shiller, Laboratory Director
May 12, 2017
Reviewed and Released by: Ethan Lee, Project Manager

Environmental Laboratories, Inc.
587 East Middle Turnpike, P.O.Box 370, Manchester, CT 06045
Tel. (860) 645-1102 Fax (860) 645-0823

QA/QC Report

May 12, 2017

QA/QC Data

SDG I.D.: GBY16330

Parameter	Blank	Blk RL	LCS %	LCSD %	LCS RPD	MS %	MSD %	MS RPD	% Rec Limits	% RPD Limits
QA/QC Batch 385757 (mg/L), QC Sample No: BY15458 (BY16330, BY16331, BY16332)										
TPH by GC (Extractable Products) - Ground Water										
Ext. Petroleum H.C. (C9-C36)	ND	0.10	71	73	2.8				60 - 120	30
% n-Pentacosane	63	%	64	64	0.0				50 - 150	20

Comment:

Additional surrogate criteria: LCS acceptance range is 60-120% MS acceptance range 50-150%. The ETPH/DRO LCS has been normalized based on the alkane calibration.

If there are any questions regarding this data, please call Phoenix Client Services at extension 200.

RPD - Relative Percent Difference
LCS - Laboratory Control Sample
LCSD - Laboratory Control Sample Duplicate
MS - Matrix Spike
MS Dup - Matrix Spike Duplicate
NC - No Criteria
Intf - Interference

Phyllis Shiller, Laboratory Director
May 12, 2017

Friday, May 12, 2017

Criteria: CT: GWP, RC

State: CT

Sample Criteria Exceedances Report

GBY16330 - WESTSAMP

SampNo	Acode	Phoenix Analyte	Criteria	Result	RL	Criteria	RL Criteria	Analysis Units

*** No Data to Display ***

Phoenix Laboratories does not assume responsibility for the data contained in this report. It is provided as an additional tool to identify requested criteria exceedences. All efforts are made to ensure the accuracy of the data (obtained from appropriate agencies). A lack of exceedence information does not necessarily suggest conformance to the criteria. It is ultimately the site professional's responsibility to determine appropriate compliance.

REASONABLE CONFIDENCE PROTOCOL
LABORATORY ANALYSIS QA/QC CERTIFICATION FORM

Laboratory Name: Phoenix Environmental Labs, Inc. ***Client:*** Weston & Sampson

Project Location: MW-202 ***Project Number:***

Laboratory Sample ID(s): BY16330-BY16332 ***Sampling Date(s):*** 5/4/2017

List RCP Methods Used (e.g., 8260, 8270, et cetera) ETPH

1	**For each analytical method referenced in this laboratory report package, were all specified QA/QC performance criteria followed, including the requirement to explain any criteria falling outside of acceptable guidelines, as specified in the CT DEP method-specific Reasonable Confidence Protocol documents?**	☑ Yes ☐ No
1A	**Were the method specified preservation and holding time requirements met?**	☑ Yes ☐ No
1B	***VPH and EPH methods only:*** **Was the VPH or EPH method conducted without significant modifications (see section 11.3 of respective RCP methods)**	☐ Yes ☐ No ☑ NA
2	**Were all samples received by the laboratory in a condition consistent with that described on the associated Chain-of-Custody document(s)?**	☑ Yes ☐ No
3	**Were samples received at an appropriate temperature (< 6 Degrees C)?**	☑ Yes ☐ No ☐ NA
4	**Were all QA/QC performance criteria specified in the CTDEP Reasonable Confidence Protocol documents achieved?**	☑ Yes ☐ No
5	**a) Were reporting limits specified or referenced on the chain-of-custody?** **b) Were these reporting limits met?**	☑ Yes ☐ No ☑ Yes ☐ No
6	**For each analytical method referenced in this laboratory report package, were results reported for all constituents identified in the method-specific analyte lists presented in the Reasonable Confidence Protocol documents?**	☑ Yes ☐ No
7	**Are project-specific matrix spikes and laboratory duplicates included in the data set?**	☐ Yes ☑ No

Notes: For all questions to which the response was "No" (with the exception of question #7), additional information must be provided in an attached narrative. If the answer to question #1, #1A or 1B is "No", the data package does not meet the requirements for "Reasonable Confidence". This form may not be altered and all questions must be answered.

I, the undersigned, attest under the pains and penalties of perjury that, to the best of my knowledge and belief and based upon my personal inquiry of those responsible for providing the information contained in this analytical report, such information is accurate and complete.

Authorized Signature: Ethan Lee **Position:** Project Manager

Printed Name: Ethan Lee **Date:** Friday, May 12, 2017

Name of Laboratory Phoenix Environmental Labs, Inc.

This certification form is to be used for RCP methods only.

CTDEP RCP Laboratory Analysis QA/QC Certification Form - November 2007
Laboratory Quality Assurance and Quality Control Guidance Reasonable Confidence Protocols

Environmental Laboratories, Inc.
587 East Middle Turnpike, P.O.Box 370, Manchester, CT 06045
Tel. (860) 645-1102 Fax (860) 645-0823

ACCREDITED IN ACCORDANCE WITH nelac NY # 11301

RCP Certification Report

May 12, 2017

SDG I.D.: GBY16330

ETPH Narration

Were all QA/QC performance criteria specified in the Reasonable Confidence Protocol documents achieved? Yes.

Instrument:

AU-XL2 05/10/17-1 Jeff Bucko, Chemist 05/10/17

BY16330, BY16331, BY16332

The initial calibration (ETPH509I) RSD for the compound list was less than 30% except for the following compounds: None.
The continuing calibration %D for the compound list was less than 30% except for the following compounds:None.

QC (Batch Specific):

Batch 385757 (BY15458)

BY16330, BY16331, BY16332

All LCS recoveries were within 60 - 120 with the following exceptions: None.
All LCSD recoveries were within 60 - 120 with the following exceptions: None.
All LCS/LCSD RPDs were less than 30% with the following exceptions: None.
Additional surrogate criteria: LCS acceptance range is 60-120% MS acceptance range 50-150%. The ETPH/DRO LCS has been normalized based on the alkane calibration.

Temperature Narration

The samples were received at 4.9C with cooling initiated.
(Note acceptance criteria is above freezing up to 6°C)

con-test ANALYTICAL LABORATORY
Phone: 413-525-2332
Fax: 413-525-6405
Email: info@contestlabs.com

http://www.contestlabs.com Doc # 381 Rev 0 5 8 2015

CHAIN OF CUSTODY RECORD

39 Spruce Street
East Longmeadow, MA 01028

Page 1 of 1

Company Name:	Weston & Sampson - (for Eversource Energy)
Address:	273 Dividend Road, Rocky Hill, CT 06067
Phone:	(860) 513-1473
Project Name:	Simsbury AWC
Project Location:	Simsbury, CT
Project Number:	Bill W&S directly
Project Manager:	Jeff Willson
Con-Test Bid:	n/a
Invoice Recipient:	Jeff Willson
Sampled By:	Will Sirotnak

Requested Turnaround Time
7-Day ☐ 10-Day ☐
Other: ☑ 5-7 Bus. Days

Rush-Approval Required
1-Day ☐ 3-Day ☐
2-Day ☐ 4-Day ☐

Data Delivery
Format: PDF ☑ EXCEL ☑
Other:
Enhanced Data Package Required: ☐
Email To: yellenl@wseinc.com
Fax To #: sirotnakw@wseinc.com

Con-Test Work Order#	Client Sample ID / Description	Beginning Date/Time	Ending Date/Time	Composite	Grab	[1]Matrix Code	Conc Code	# of Containers	[2] Preservation Code	[3] Container Code
16330	MW-202	5/4/17	1215		X	GW	U	2	1	A
16331	MW-203	↓	1310		↓	↓	↓	2	1	A
16332	MW-C	↓	1345		↓	↓	↓	2	1	A

ANALYTICAL REQUESTED

Filtered (Y/N)

Dissolved Metals Samples
○ Field Filtered
○ Lab to Filter

Orthophosphate Samples
○ Field Filtered
○ Lab to Filter

[1] Matrix Codes:
GW = Ground Water
WW = Waste Water
DW = Drinking Water
A = Air
S = Soil/Solid
SL = Sludge
O = Other (please define)

[2] Preservation Codes:
I = Iced
H = HCL
M = Methanol
N = Nitric Acid
S = Sulfuric Acid
B = Sodium Bisulfate
X = Sodium Hydroxide
T = Sodium Thiosulfate
O = Other (please define)

[3] Container Codes:
A = Amber Glass
G = Glass
P = Plastic
ST = Sterile
V = Vial
S = Summa Canister
T = Tedlar Bag
O = Other (please define)

Comments: (1) Please bill Weston & Sampson directly. Eversource Rates

Please use the following codes to indicate possible sample concentration within the **Conc Code** column above:
H - High; M - Medium; L - Low; C - Clean; U - Unknown

Relinquished by: (signature)	Date/Time: 5/5/17 4:40	
Received by: (signature)	Date/Time: 5-5-17	
Relinquished by: (signature)	Date/Time: 5-5-17	
Received by: (signature)	Date/Time: 5/5/17 1730	
Relinquished by: (signature)	Date/Time:	
Received by: (signature)	Date/Time:	

Detection Limit Requirements
MA
CT CTDEEP RSRs (includes RES DEC & GA PMC)
Other:

Program Information
○ MCP Analytical Certification Form Required
● RCP Analysis Certification Form Required
○ MA State DW Form Required
PWSID # _____

NELAC and AIHA-LAP, LLC Accredited

TURNAROUND TIME (BUSINESS DAYS) STARTS AT 9:00 AM THE DAY AFTER SAMPLE RECEIPT UNLESS THERE ARE QUESTIONS ON THIS CHAIN. IF THIS FORM IS NOT FILLED OUT COMPLETELY OR IS INCORRECT, TURNAROUND TIME CANNOT START UNTIL ALL QUESTIONS HAVE BEEN ANSWERED.

PLEASE BE CAREFUL NOT TO CONTAMINATE THIS DOCUMENT Temp 4.9°C WCTAP

con-test® ANALYTICAL LABORATORY
39 Spruce Street * East Longmeadow, MA 01028 * FAX 413/525-6405 * TEL. 413/525-2332

May 16, 2017

Jeff Willson
Weston & Sampson
273 Dividend Road
Rocky Hill, CT 06067

Project Location: Simsbury, CT
Client Job Number:
Project Number: [none]
Laboratory Work Order Number: 17E0401

Enclosed are results of analyses for samples received by the laboratory on May 8, 2017. If you have any questions concerning this report, please feel free to contact me.

Sincerely,



James M. Georgantas
Project Manager

Table of Contents

Sample Summary 3
Case Narrative 4
Sample Results 5
17E0401-01 5
17E0401-02 9
17E0401-03 10
17E0401-04 14
17E0401-05 18
17E0401-06 22
17E0401-07 26
17E0401-08 30
Sample Preparation Information 33
QC Data 34
Volatile Organic Compounds by GC/MS 34
B176528 34
Polychlorinated Biphenyls By GC/ECD 37
B176712 37
Petroleum Hydrocarbons Analyses 38
B176731 38
B176908 38
Dual Column RPD Report 39
Flag/Qualifier Summary 41
Certifications 42
Chain of Custody/Sample Receipt 45

con-test® ANALYTICAL LABORATORY
39 Spruce Street * East Longmeadow, MA 01028 * FAX 413/525-6405 * TEL. 413/525-2332

Weston & Sampson
273 Dividend Road
Rocky Hill, CT 06067
ATTN: Jeff Willson

REPORT DATE: 5/16/2017

PURCHASE ORDER NUMBER:

PROJECT NUMBER: [none]

ANALYTICAL SUMMARY

WORK ORDER NUMBER: 17E0401

The results of analyses performed on the following samples submitted to the CON-TEST Analytical Laboratory are found in this report.

PROJECT LOCATION: Simsbury, CT

FIELD SAMPLE #	LAB ID:	MATRIX	SAMPLE DESCRIPTION	TEST	SUB LAB
MW-201	17E0401-01	Ground Water		CTDEP ETPH	
				SW-846 8082A	
				SW-846 8260C	
MW-T3	17E0401-02	Ground Water		CTDEP ETPH	
CCA-2	17E0401-03	Ground Water		CTDEP ETPH	
				SW-846 8082A	
				SW-846 8260C	
MW-16	17E0401-04	Ground Water		CTDEP ETPH	
				SW-846 8082A	
				SW-846 8260C	
MW-15	17E0401-05	Ground Water		CTDEP ETPH	
				SW-846 8082A	
				SW-846 8260C	
CCA-5	17E0401-06	Ground Water		CTDEP ETPH	
				SW-846 8082A	
				SW-846 8260C	
MW-200	17E0401-07	Ground Water		CTDEP ETPH	
				SW-846 8082A	
				SW-846 8260C	
DUP-1	17E0401-08	Ground Water		CTDEP ETPH	
				SW-846 8260C	

con-test® ANALYTICAL LABORATORY
39 Spruce Street * East Longmeadow, MA 01028 * FAX 413/525-6405 * TEL. 413/525-2332

CASE NARRATIVE SUMMARY

All reported results are within defined laboratory quality control objectives unless listed below or otherwise qualified in this report.

CTDEP ETPH

Qualifications:

L-07

Either laboratory fortified blank/laboratory control sample or duplicate recovery is outside of control limits, but the other is within limits. RPD between the two LFB/LCS results is within method specified criteria.

Analyte & Samples(s) Qualified:

CT ETPH

B176731-BSD1

S-23

Surrogate recovery outside of control limits in BS/MS spiked sample, all reported analytes are within control criteria, data not significantly affected.

Analyte & Samples(s) Qualified:

o-Terphenyl

B176731-BSD1

SW-846 8260C

Qualifications:

L-03

Laboratory fortified blank/laboratory control sample recovery is outside of control limits. Reported value for this compound is likely to be biased on the low side.

Analyte & Samples(s) Qualified:

Acetone

17E0401-01[MW-201], 17E0401-03[CCA-2], 17E0401-04[MW-16], 17E0401-05[MW-15], 17E0401-06[CCA-5], 17E0401-07[MW-200], 17E0401-08[DUP-1], B176528-BLK1, B176528-BS1

V-05

Continuing calibration did not meet method specifications and was biased on the low side for this compound. Increased uncertainty is associated with the reported value which is likely to be biased on the low side.

Analyte & Samples(s) Qualified:

Acetone

17E0401-01[MW-201], 17E0401-03[CCA-2], 17E0401-04[MW-16], 17E0401-05[MW-15], 17E0401-06[CCA-5], 17E0401-07[MW-200], 17E0401-08[DUP-1], B176528-BLK1, B176528-BS1

Bromomethane

17E0401-01[MW-201], 17E0401-03[CCA-2], 17E0401-04[MW-16], 17E0401-05[MW-15], 17E0401-06[CCA-5], 17E0401-07[MW-200], 17E0401-08[DUP-1], B176528-BLK1, B176528-BS1

SW-846 8260C

All water reporting limits specified on the chain-of-custody were met except for Acrylonitrile, where the most protective criteria are not met since the laboratory cannot achieve the required RCP calibration criteria at these levels, unless otherwise listed in this narrative.

The results of analyses reported only relate to samples submitted to the Con-Test Analytical Laboratory for testing.
I certify that the analyses listed above, unless specifically listed as subcontracted, if any, were performed under my direction according to the approved methodologies listed in this document, and that based upon my inquiry of those individuals immediately responsible for obtaining the information, the material contained in this report is, to the best of my knowledge and belief, accurate and complete.

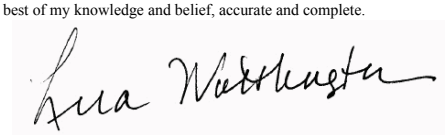

Lisa A. Worthington
Project Manager

con-test® ANALYTICAL LABORATORY
39 Spruce Street * East Longmeadow, MA 01028 * FAX 413/525-6405 * TEL. 413/525-2332

Project Location: Simsbury, CT | Sample Description: | Work Order: 17E0401

Date Received: 5/8/2017

Field Sample #: MW-201 | Sampled: 5/8/2017 09:00

Sample ID: 17E0401-01

Sample Matrix: Ground Water

Volatile Organic Compounds by GC/MS

Analyte	Results	RL	Units	Dilution	Flag/Qual	Method	Date Prepared	Date/Time Analyzed	Analyst
Acetone	ND	10	µg/L	1	L-03, V-05	SW-846 8260C	5/10/17	5/11/17 7:31	LBD
Acrylonitrile	ND	2.0	µg/L	1		SW-846 8260C	5/10/17	5/11/17 7:31	LBD
Benzene	ND	0.50	µg/L	1		SW-846 8260C	5/10/17	5/11/17 7:31	LBD
Bromobenzene	ND	0.50	µg/L	1		SW-846 8260C	5/10/17	5/11/17 7:31	LBD
Bromodichloromethane	ND	0.50	µg/L	1		SW-846 8260C	5/10/17	5/11/17 7:31	LBD
Bromoform	ND	0.50	µg/L	1		SW-846 8260C	5/10/17	5/11/17 7:31	LBD
Bromomethane	ND	2.0	µg/L	1	V-05	SW-846 8260C	5/10/17	5/11/17 7:31	LBD
2-Butanone (MEK)	ND	5.0	µg/L	1		SW-846 8260C	5/10/17	5/11/17 7:31	LBD
n-Butylbenzene	ND	1.0	µg/L	1		SW-846 8260C	5/10/17	5/11/17 7:31	LBD
sec-Butylbenzene	ND	1.0	µg/L	1		SW-846 8260C	5/10/17	5/11/17 7:31	LBD
tert-Butylbenzene	ND	1.0	µg/L	1		SW-846 8260C	5/10/17	5/11/17 7:31	LBD
Carbon Disulfide	ND	5.0	µg/L	1		SW-846 8260C	5/10/17	5/11/17 7:31	LBD
Carbon Tetrachloride	ND	0.50	µg/L	1		SW-846 8260C	5/10/17	5/11/17 7:31	LBD
Chlorobenzene	ND	0.50	µg/L	1		SW-846 8260C	5/10/17	5/11/17 7:31	LBD
Chlorodibromomethane	ND	0.50	µg/L	1		SW-846 8260C	5/10/17	5/11/17 7:31	LBD
Chloroethane	ND	0.50	µg/L	1		SW-846 8260C	5/10/17	5/11/17 7:31	LBD
Chloroform	ND	0.50	µg/L	1		SW-846 8260C	5/10/17	5/11/17 7:31	LBD
Chloromethane	ND	0.60	µg/L	1		SW-846 8260C	5/10/17	5/11/17 7:31	LBD
2-Chlorotoluene	ND	0.50	µg/L	1		SW-846 8260C	5/10/17	5/11/17 7:31	LBD
4-Chlorotoluene	ND	0.50	µg/L	1		SW-846 8260C	5/10/17	5/11/17 7:31	LBD
1,2-Dibromo-3-chloropropane (DBCP)	ND	2.0	µg/L	1		SW-846 8260C	5/10/17	5/11/17 7:31	LBD
1,2-Dibromoethane (EDB)	ND	0.50	µg/L	1		SW-846 8260C	5/10/17	5/11/17 7:31	LBD
Dibromomethane	ND	0.50	µg/L	1		SW-846 8260C	5/10/17	5/11/17 7:31	LBD
1,2-Dichlorobenzene	ND	0.50	µg/L	1		SW-846 8260C	5/10/17	5/11/17 7:31	LBD
1,3-Dichlorobenzene	ND	0.50	µg/L	1		SW-846 8260C	5/10/17	5/11/17 7:31	LBD
1,4-Dichlorobenzene	ND	0.50	µg/L	1		SW-846 8260C	5/10/17	5/11/17 7:31	LBD
trans-1,4-Dichloro-2-butene	ND	2.0	µg/L	1		SW-846 8260C	5/10/17	5/11/17 7:31	LBD
Dichlorodifluoromethane (Freon 12)	ND	0.50	µg/L	1		SW-846 8260C	5/10/17	5/11/17 7:31	LBD
1,1-Dichloroethane	ND	0.50	µg/L	1		SW-846 8260C	5/10/17	5/11/17 7:31	LBD
1,2-Dichloroethane	ND	0.50	µg/L	1		SW-846 8260C	5/10/17	5/11/17 7:31	LBD
1,1-Dichloroethylene	ND	0.50	µg/L	1		SW-846 8260C	5/10/17	5/11/17 7:31	LBD
cis-1,2-Dichloroethylene	ND	0.50	µg/L	1		SW-846 8260C	5/10/17	5/11/17 7:31	LBD
trans-1,2-Dichloroethylene	ND	1.0	µg/L	1		SW-846 8260C	5/10/17	5/11/17 7:31	LBD
1,2-Dichloropropane	ND	0.50	µg/L	1		SW-846 8260C	5/10/17	5/11/17 7:31	LBD
1,3-Dichloropropane	ND	0.50	µg/L	1		SW-846 8260C	5/10/17	5/11/17 7:31	LBD
2,2-Dichloropropane	ND	0.50	µg/L	1		SW-846 8260C	5/10/17	5/11/17 7:31	LBD
1,1-Dichloropropene	ND	0.50	µg/L	1		SW-846 8260C	5/10/17	5/11/17 7:31	LBD
cis-1,3-Dichloropropene	ND	0.50	µg/L	1		SW-846 8260C	5/10/17	5/11/17 7:31	LBD
trans-1,3-Dichloropropene	ND	0.50	µg/L	1		SW-846 8260C	5/10/17	5/11/17 7:31	LBD
Ethylbenzene	ND	0.50	µg/L	1		SW-846 8260C	5/10/17	5/11/17 7:31	LBD
Hexachlorobutadiene	ND	0.60	µg/L	1		SW-846 8260C	5/10/17	5/11/17 7:31	LBD
2-Hexanone (MBK)	ND	5.0	µg/L	1		SW-846 8260C	5/10/17	5/11/17 7:31	LBD
Isopropylbenzene (Cumene)	ND	0.50	µg/L	1		SW-846 8260C	5/10/17	5/11/17 7:31	LBD
p-Isopropyltoluene (p-Cymene)	ND	0.50	µg/L	1		SW-846 8260C	5/10/17	5/11/17 7:31	LBD

con-test® ANALYTICAL LABORATORY
39 Spruce Street * East Longmeadow, MA 01028 * FAX 413/525-6405 * TEL. 413/525-2332

Project Location: Simsbury, CT | Sample Description: | Work Order: 17E0401

Date Received: 5/8/2017

Field Sample #: MW-201 | Sampled: 5/8/2017 09:00

Sample ID: 17E0401-01

Sample Matrix: Ground Water

Volatile Organic Compounds by GC/MS

Analyte	Results	RL	Units	Dilution	Flag/Qual	Method	Date Prepared	Date/Time Analyzed	Analyst
Methyl tert-Butyl Ether (MTBE)	ND	0.50	µg/L	1		SW-846 8260C	5/10/17	5/11/17 7:31	LBD
Methylene Chloride	ND	5.0	µg/L	1		SW-846 8260C	5/10/17	5/11/17 7:31	LBD
4-Methyl-2-pentanone (MIBK)	ND	5.0	µg/L	1		SW-846 8260C	5/10/17	5/11/17 7:31	LBD
Naphthalene	ND	2.0	µg/L	1		SW-846 8260C	5/10/17	5/11/17 7:31	LBD
n-Propylbenzene	ND	1.0	µg/L	1		SW-846 8260C	5/10/17	5/11/17 7:31	LBD
Styrene	ND	1.0	µg/L	1		SW-846 8260C	5/10/17	5/11/17 7:31	LBD
1,1,1,2-Tetrachloroethane	ND	0.50	µg/L	1		SW-846 8260C	5/10/17	5/11/17 7:31	LBD
1,1,2,2-Tetrachloroethane	ND	0.50	µg/L	1		SW-846 8260C	5/10/17	5/11/17 7:31	LBD
Tetrachloroethylene	ND	1.0	µg/L	1		SW-846 8260C	5/10/17	5/11/17 7:31	LBD
Tetrahydrofuran	ND	10	µg/L	1		SW-846 8260C	5/10/17	5/11/17 7:31	LBD
Toluene	ND	1.0	µg/L	1		SW-846 8260C	5/10/17	5/11/17 7:31	LBD
1,2,3-Trichlorobenzene	ND	2.0	µg/L	1		SW-846 8260C	5/10/17	5/11/17 7:31	LBD
1,2,4-Trichlorobenzene	ND	2.0	µg/L	1		SW-846 8260C	5/10/17	5/11/17 7:31	LBD
1,1,1-Trichloroethane	ND	0.50	µg/L	1		SW-846 8260C	5/10/17	5/11/17 7:31	LBD
1,1,2-Trichloroethane	ND	0.50	µg/L	1		SW-846 8260C	5/10/17	5/11/17 7:31	LBD
Trichloroethylene	ND	1.0	µg/L	1		SW-846 8260C	5/10/17	5/11/17 7:31	LBD
Trichlorofluoromethane (Freon 11)	ND	2.0	µg/L	1		SW-846 8260C	5/10/17	5/11/17 7:31	LBD
1,2,3-Trichloropropane	ND	1.0	µg/L	1		SW-846 8260C	5/10/17	5/11/17 7:31	LBD
1,1,2-Trichloro-1,2,2-trifluoroethane (Freon 113)	ND	0.50	µg/L	1		SW-846 8260C	5/10/17	5/11/17 7:31	LBD
1,2,4-Trimethylbenzene	ND	0.50	µg/L	1		SW-846 8260C	5/10/17	5/11/17 7:31	LBD
1,3,5-Trimethylbenzene	ND	0.50	µg/L	1		SW-846 8260C	5/10/17	5/11/17 7:31	LBD
Vinyl Chloride	ND	1.0	µg/L	1		SW-846 8260C	5/10/17	5/11/17 7:31	LBD
m+p Xylene	ND	2.0	µg/L	1		SW-846 8260C	5/10/17	5/11/17 7:31	LBD
o-Xylene	ND	1.0	µg/L	1		SW-846 8260C	5/10/17	5/11/17 7:31	LBD

Surrogates	% Recovery	Recovery Limits	Flag/Qual	
1,2-Dichloroethane-d4	87.3	70-130		5/11/17 7:31
Toluene-d8	99.4	70-130		5/11/17 7:31
4-Bromofluorobenzene	94.6	70-130		5/11/17 7:31

con-test® ANALYTICAL LABORATORY
39 Spruce Street * East Longmeadow, MA 01028 * FAX 413/525-6405 * TEL. 413/525-2332

Project Location: Simsbury, CT | Sample Description: | Work Order: 17E0401

Date Received: 5/8/2017

Field Sample #: MW-201 | Sampled: 5/8/2017 09:00

Sample ID: 17E0401-01

Sample Matrix: Ground Water

Polychlorinated Biphenyls By GC/ECD

Analyte	Results	RL	Units	Dilution	Flag/Qual	Method	Date Prepared	Date/Time Analyzed	Analyst
Aroclor-1016 [1]	ND	0.20	µg/L	1		SW-846 8082A	5/12/17	5/15/17 11:44	PJG
Aroclor-1221 [1]	ND	0.20	µg/L	1		SW-846 8082A	5/12/17	5/15/17 11:44	PJG
Aroclor-1232 [1]	ND	0.20	µg/L	1		SW-846 8082A	5/12/17	5/15/17 11:44	PJG
Aroclor-1242 [1]	ND	0.20	µg/L	1		SW-846 8082A	5/12/17	5/15/17 11:44	PJG
Aroclor-1248 [1]	ND	0.20	µg/L	1		SW-846 8082A	5/12/17	5/15/17 11:44	PJG
Aroclor-1254 [1]	ND	0.20	µg/L	1		SW-846 8082A	5/12/17	5/15/17 11:44	PJG
Aroclor-1260 [1]	ND	0.20	µg/L	1		SW-846 8082A	5/12/17	5/15/17 11:44	PJG
Aroclor-1262 [1]	ND	0.20	µg/L	1		SW-846 8082A	5/12/17	5/15/17 11:44	PJG
Aroclor-1268 [1]	ND	0.20	µg/L	1		SW-846 8082A	5/12/17	5/15/17 11:44	PJG

Surrogates	% Recovery	Recovery Limits	Flag/Qual	
Decachlorobiphenyl [1]	88.7	30-150		5/15/17 11:44
Decachlorobiphenyl [2]	81.3	30-150		5/15/17 11:44
Tetrachloro-m-xylene [1]	74.7	30-150		5/15/17 11:44
Tetrachloro-m-xylene [2]	72.0	30-150		5/15/17 11:44

con-test® ANALYTICAL LABORATORY
39 Spruce Street * East Longmeadow, MA 01028 * FAX 413/525-6405 * TEL. 413/525-2332

Project Location: Simsbury, CT | Sample Description: | Work Order: 17E0401

Date Received: 5/8/2017

Field Sample #: MW-201 | Sampled: 5/8/2017 09:00

Sample ID: 17E0401-01

Sample Matrix: Ground Water

Petroleum Hydrocarbons Analyses

Analyte	Results	RL	Units	Dilution	Flag/Qual	Method	Date Prepared	Date/Time Analyzed	Analyst
CT ETPH	ND	0.075	mg/L	1		CTDEP ETPH	5/12/17	5/15/17 11:11	SCS

Surrogates	% Recovery	Recovery Limits	Flag/Qual	
o-Terphenyl	72.0	50-150		5/15/17 11:11

con-test® ANALYTICAL LABORATORY
39 Spruce Street * East Longmeadow, MA 01028 * FAX 413/525-6405 * TEL. 413/525-2332

Project Location: Simsbury, CT | Sample Description: | Work Order: 17E0401

Date Received: 5/8/2017

Field Sample #: MW-T3 | Sampled: 5/8/2017 09:50

Sample ID: 17E0401-02

Sample Matrix: Ground Water

Petroleum Hydrocarbons Analyses

Analyte	Results	RL	Units	Dilution	Flag/Qual	Method	Date Prepared	Date/Time Analyzed	Analyst
CT ETPH	5.6	0.38	mg/L	5		CTDEP ETPH	5/12/17	5/15/17 15:26	SCS

Surrogates	% Recovery	Recovery Limits	Flag/Qual				
o-Terphenyl	68.8	50-150				5/15/17 15:26	

con-test® ANALYTICAL LABORATORY
39 Spruce Street * East Longmeadow, MA 01028 * FAX 413/525-6405 * TEL. 413/525-2332

Project Location: Simsbury, CT | Sample Description: | Work Order: 17E0401

Date Received: 5/8/2017

Field Sample #: CCA-2 | Sampled: 5/8/2017 10:45

Sample ID: 17E0401-03

Sample Matrix: Ground Water

Volatile Organic Compounds by GC/MS

Analyte	Results	RL	Units	Dilution	Flag/Qual	Method	Date Prepared	Date/Time Analyzed	Analyst
Acetone	ND	10	µg/L	1	L-03, V-05	SW-846 8260C	5/10/17	5/11/17 8:01	LBD
Acrylonitrile	ND	2.0	µg/L	1		SW-846 8260C	5/10/17	5/11/17 8:01	LBD
Benzene	ND	0.50	µg/L	1		SW-846 8260C	5/10/17	5/11/17 8:01	LBD
Bromobenzene	ND	0.50	µg/L	1		SW-846 8260C	5/10/17	5/11/17 8:01	LBD
Bromodichloromethane	ND	0.50	µg/L	1		SW-846 8260C	5/10/17	5/11/17 8:01	LBD
Bromoform	ND	0.50	µg/L	1		SW-846 8260C	5/10/17	5/11/17 8:01	LBD
Bromomethane	ND	2.0	µg/L	1	V-05	SW-846 8260C	5/10/17	5/11/17 8:01	LBD
2-Butanone (MEK)	ND	5.0	µg/L	1		SW-846 8260C	5/10/17	5/11/17 8:01	LBD
n-Butylbenzene	ND	1.0	µg/L	1		SW-846 8260C	5/10/17	5/11/17 8:01	LBD
sec-Butylbenzene	ND	1.0	µg/L	1		SW-846 8260C	5/10/17	5/11/17 8:01	LBD
tert-Butylbenzene	ND	1.0	µg/L	1		SW-846 8260C	5/10/17	5/11/17 8:01	LBD
Carbon Disulfide	ND	5.0	µg/L	1		SW-846 8260C	5/10/17	5/11/17 8:01	LBD
Carbon Tetrachloride	ND	0.50	µg/L	1		SW-846 8260C	5/10/17	5/11/17 8:01	LBD
Chlorobenzene	ND	0.50	µg/L	1		SW-846 8260C	5/10/17	5/11/17 8:01	LBD
Chlorodibromomethane	ND	0.50	µg/L	1		SW-846 8260C	5/10/17	5/11/17 8:01	LBD
Chloroethane	ND	0.50	µg/L	1		SW-846 8260C	5/10/17	5/11/17 8:01	LBD
Chloroform	ND	0.50	µg/L	1		SW-846 8260C	5/10/17	5/11/17 8:01	LBD
Chloromethane	ND	0.60	µg/L	1		SW-846 8260C	5/10/17	5/11/17 8:01	LBD
2-Chlorotoluene	ND	0.50	µg/L	1		SW-846 8260C	5/10/17	5/11/17 8:01	LBD
4-Chlorotoluene	ND	0.50	µg/L	1		SW-846 8260C	5/10/17	5/11/17 8:01	LBD
1,2-Dibromo-3-chloropropane (DBCP)	ND	2.0	µg/L	1		SW-846 8260C	5/10/17	5/11/17 8:01	LBD
1,2-Dibromoethane (EDB)	ND	0.50	µg/L	1		SW-846 8260C	5/10/17	5/11/17 8:01	LBD
Dibromomethane	ND	0.50	µg/L	1		SW-846 8260C	5/10/17	5/11/17 8:01	LBD
1,2-Dichlorobenzene	ND	0.50	µg/L	1		SW-846 8260C	5/10/17	5/11/17 8:01	LBD
1,3-Dichlorobenzene	ND	0.50	µg/L	1		SW-846 8260C	5/10/17	5/11/17 8:01	LBD
1,4-Dichlorobenzene	ND	0.50	µg/L	1		SW-846 8260C	5/10/17	5/11/17 8:01	LBD
trans-1,4-Dichloro-2-butene	ND	2.0	µg/L	1		SW-846 8260C	5/10/17	5/11/17 8:01	LBD
Dichlorodifluoromethane (Freon 12)	ND	0.50	µg/L	1		SW-846 8260C	5/10/17	5/11/17 8:01	LBD
1,1-Dichloroethane	ND	0.50	µg/L	1		SW-846 8260C	5/10/17	5/11/17 8:01	LBD
1,2-Dichloroethane	ND	0.50	µg/L	1		SW-846 8260C	5/10/17	5/11/17 8:01	LBD
1,1-Dichloroethylene	ND	0.50	µg/L	1		SW-846 8260C	5/10/17	5/11/17 8:01	LBD
cis-1,2-Dichloroethylene	ND	0.50	µg/L	1		SW-846 8260C	5/10/17	5/11/17 8:01	LBD
trans-1,2-Dichloroethylene	ND	1.0	µg/L	1		SW-846 8260C	5/10/17	5/11/17 8:01	LBD
1,2-Dichloropropane	ND	0.50	µg/L	1		SW-846 8260C	5/10/17	5/11/17 8:01	LBD
1,3-Dichloropropane	ND	0.50	µg/L	1		SW-846 8260C	5/10/17	5/11/17 8:01	LBD
2,2-Dichloropropane	ND	0.50	µg/L	1		SW-846 8260C	5/10/17	5/11/17 8:01	LBD
1,1-Dichloropropene	ND	0.50	µg/L	1		SW-846 8260C	5/10/17	5/11/17 8:01	LBD
cis-1,3-Dichloropropene	ND	0.50	µg/L	1		SW-846 8260C	5/10/17	5/11/17 8:01	LBD
trans-1,3-Dichloropropene	ND	0.50	µg/L	1		SW-846 8260C	5/10/17	5/11/17 8:01	LBD
Ethylbenzene	ND	0.50	µg/L	1		SW-846 8260C	5/10/17	5/11/17 8:01	LBD
Hexachlorobutadiene	ND	0.60	µg/L	1		SW-846 8260C	5/10/17	5/11/17 8:01	LBD
2-Hexanone (MBK)	ND	5.0	µg/L	1		SW-846 8260C	5/10/17	5/11/17 8:01	LBD
Isopropylbenzene (Cumene)	ND	0.50	µg/L	1		SW-846 8260C	5/10/17	5/11/17 8:01	LBD
p-Isopropyltoluene (p-Cymene)	ND	0.50	µg/L	1		SW-846 8260C	5/10/17	5/11/17 8:01	LBD

con-test® ANALYTICAL LABORATORY
39 Spruce Street * East Longmeadow, MA 01028 * FAX 413/525-6405 * TEL. 413/525-2332

Project Location: Simsbury, CT | Sample Description: | Work Order: 17E0401

Date Received: 5/8/2017

Field Sample #: CCA-2 | Sampled: 5/8/2017 10:45

Sample ID: 17E0401-03

Sample Matrix: Ground Water

Volatile Organic Compounds by GC/MS

Analyte	Results	RL	Units	Dilution	Flag/Qual	Method	Date Prepared	Date/Time Analyzed	Analyst
Methyl tert-Butyl Ether (MTBE)	ND	0.50	µg/L	1		SW-846 8260C	5/10/17	5/11/17 8:01	LBD
Methylene Chloride	ND	5.0	µg/L	1		SW-846 8260C	5/10/17	5/11/17 8:01	LBD
4-Methyl-2-pentanone (MIBK)	ND	5.0	µg/L	1		SW-846 8260C	5/10/17	5/11/17 8:01	LBD
Naphthalene	ND	2.0	µg/L	1		SW-846 8260C	5/10/17	5/11/17 8:01	LBD
n-Propylbenzene	ND	1.0	µg/L	1		SW-846 8260C	5/10/17	5/11/17 8:01	LBD
Styrene	ND	1.0	µg/L	1		SW-846 8260C	5/10/17	5/11/17 8:01	LBD
1,1,1,2-Tetrachloroethane	ND	0.50	µg/L	1		SW-846 8260C	5/10/17	5/11/17 8:01	LBD
1,1,2,2-Tetrachloroethane	ND	0.50	µg/L	1		SW-846 8260C	5/10/17	5/11/17 8:01	LBD
Tetrachloroethylene	ND	1.0	µg/L	1		SW-846 8260C	5/10/17	5/11/17 8:01	LBD
Tetrahydrofuran	ND	10	µg/L	1		SW-846 8260C	5/10/17	5/11/17 8:01	LBD
Toluene	ND	1.0	µg/L	1		SW-846 8260C	5/10/17	5/11/17 8:01	LBD
1,2,3-Trichlorobenzene	ND	2.0	µg/L	1		SW-846 8260C	5/10/17	5/11/17 8:01	LBD
1,2,4-Trichlorobenzene	ND	2.0	µg/L	1		SW-846 8260C	5/10/17	5/11/17 8:01	LBD
1,1,1-Trichloroethane	ND	0.50	µg/L	1		SW-846 8260C	5/10/17	5/11/17 8:01	LBD
1,1,2-Trichloroethane	ND	0.50	µg/L	1		SW-846 8260C	5/10/17	5/11/17 8:01	LBD
Trichloroethylene	ND	1.0	µg/L	1		SW-846 8260C	5/10/17	5/11/17 8:01	LBD
Trichlorofluoromethane (Freon 11)	ND	2.0	µg/L	1		SW-846 8260C	5/10/17	5/11/17 8:01	LBD
1,2,3-Trichloropropane	ND	1.0	µg/L	1		SW-846 8260C	5/10/17	5/11/17 8:01	LBD
1,1,2-Trichloro-1,2,2-trifluoroethane (Freon 113)	ND	0.50	µg/L	1		SW-846 8260C	5/10/17	5/11/17 8:01	LBD
1,2,4-Trimethylbenzene	ND	0.50	µg/L	1		SW-846 8260C	5/10/17	5/11/17 8:01	LBD
1,3,5-Trimethylbenzene	ND	0.50	µg/L	1		SW-846 8260C	5/10/17	5/11/17 8:01	LBD
Vinyl Chloride	ND	1.0	µg/L	1		SW-846 8260C	5/10/17	5/11/17 8:01	LBD
m+p Xylene	ND	2.0	µg/L	1		SW-846 8260C	5/10/17	5/11/17 8:01	LBD
o-Xylene	ND	1.0	µg/L	1		SW-846 8260C	5/10/17	5/11/17 8:01	LBD

Surrogates	% Recovery	Recovery Limits	Flag/Qual	
1,2-Dichloroethane-d4	88.7	70-130		5/11/17 8:01
Toluene-d8	97.7	70-130		5/11/17 8:01
4-Bromofluorobenzene	93.2	70-130		5/11/17 8:01

con-test® ANALYTICAL LABORATORY
39 Spruce Street * East Longmeadow, MA 01028 * FAX 413/525-6405 * TEL. 413/525-2332

Project Location: Simsbury, CT | Sample Description: | Work Order: 17E0401

Date Received: 5/8/2017

Field Sample #: CCA-2 | Sampled: 5/8/2017 10:45

Sample ID: 17E0401-03

Sample Matrix: Ground Water

Polychlorinated Biphenyls By GC/ECD

Analyte	Results	RL	Units	Dilution	Flag/Qual	Method	Date Prepared	Date/Time Analyzed	Analyst
Aroclor-1016 [1]	ND	0.20	µg/L	1		SW-846 8082A	5/12/17	5/15/17 11:56	PJG
Aroclor-1221 [1]	ND	0.20	µg/L	1		SW-846 8082A	5/12/17	5/15/17 11:56	PJG
Aroclor-1232 [1]	ND	0.20	µg/L	1		SW-846 8082A	5/12/17	5/15/17 11:56	PJG
Aroclor-1242 [1]	ND	0.20	µg/L	1		SW-846 8082A	5/12/17	5/15/17 11:56	PJG
Aroclor-1248 [1]	ND	0.20	µg/L	1		SW-846 8082A	5/12/17	5/15/17 11:56	PJG
Aroclor-1254 [1]	ND	0.20	µg/L	1		SW-846 8082A	5/12/17	5/15/17 11:56	PJG
Aroclor-1260 [1]	ND	0.20	µg/L	1		SW-846 8082A	5/12/17	5/15/17 11:56	PJG
Aroclor-1262 [1]	ND	0.20	µg/L	1		SW-846 8082A	5/12/17	5/15/17 11:56	PJG
Aroclor-1268 [1]	ND	0.20	µg/L	1		SW-846 8082A	5/12/17	5/15/17 11:56	PJG

Surrogates	% Recovery	Recovery Limits	Flag/Qual	
Decachlorobiphenyl [1]	80.5	30-150		5/15/17 11:56
Decachlorobiphenyl [2]	74.2	30-150		5/15/17 11:56
Tetrachloro-m-xylene [1]	72.6	30-150		5/15/17 11:56
Tetrachloro-m-xylene [2]	70.8	30-150		5/15/17 11:56

con-test® ANALYTICAL LABORATORY
39 Spruce Street * East Longmeadow, MA 01028 * FAX 413/525-6405 * TEL. 413/525-2332

Project Location: Simsbury, CT | Sample Description: | Work Order: 17E0401

Date Received: 5/8/2017

Field Sample #: CCA-2 | Sampled: 5/8/2017 10:45

Sample ID: 17E0401-03

Sample Matrix: Ground Water

Petroleum Hydrocarbons Analyses

Analyte	Results	RL	Units	Dilution	Flag/Qual	Method	Date Prepared	Date/Time Analyzed	Analyst
CT ETPH	0.16	0.075	mg/L	1		CTDEP ETPH	5/12/17	5/15/17 11:47	SCS

Surrogates	% Recovery	Recovery Limits	Flag/Qual	
o-Terphenyl	59.7	50-150		5/15/17 11:47

con-test® ANALYTICAL LABORATORY
39 Spruce Street * East Longmeadow, MA 01028 * FAX 413/525-6405 * TEL. 413/525-2332

Project Location: Simsbury, CT | Sample Description: | Work Order: 17E0401

Date Received: 5/8/2017

Field Sample #: MW-16 | Sampled: 5/8/2017 11:40

Sample ID: 17E0401-04

Sample Matrix: Ground Water

Volatile Organic Compounds by GC/MS

Analyte	Results	RL	Units	Dilution	Flag/Qual	Method	Date Prepared	Date/Time Analyzed	Analyst
Acetone	ND	10	µg/L	1	L-03, V-05	SW-846 8260C	5/10/17	5/11/17 8:32	LBD
Acrylonitrile	ND	2.0	µg/L	1		SW-846 8260C	5/10/17	5/11/17 8:32	LBD
Benzene	ND	0.50	µg/L	1		SW-846 8260C	5/10/17	5/11/17 8:32	LBD
Bromobenzene	ND	0.50	µg/L	1		SW-846 8260C	5/10/17	5/11/17 8:32	LBD
Bromodichloromethane	ND	0.50	µg/L	1		SW-846 8260C	5/10/17	5/11/17 8:32	LBD
Bromoform	ND	0.50	µg/L	1		SW-846 8260C	5/10/17	5/11/17 8:32	LBD
Bromomethane	ND	2.0	µg/L	1	V-05	SW-846 8260C	5/10/17	5/11/17 8:32	LBD
2-Butanone (MEK)	ND	5.0	µg/L	1		SW-846 8260C	5/10/17	5/11/17 8:32	LBD
n-Butylbenzene	ND	1.0	µg/L	1		SW-846 8260C	5/10/17	5/11/17 8:32	LBD
sec-Butylbenzene	ND	1.0	µg/L	1		SW-846 8260C	5/10/17	5/11/17 8:32	LBD
tert-Butylbenzene	ND	1.0	µg/L	1		SW-846 8260C	5/10/17	5/11/17 8:32	LBD
Carbon Disulfide	ND	5.0	µg/L	1		SW-846 8260C	5/10/17	5/11/17 8:32	LBD
Carbon Tetrachloride	ND	0.50	µg/L	1		SW-846 8260C	5/10/17	5/11/17 8:32	LBD
Chlorobenzene	ND	0.50	µg/L	1		SW-846 8260C	5/10/17	5/11/17 8:32	LBD
Chlorodibromomethane	ND	0.50	µg/L	1		SW-846 8260C	5/10/17	5/11/17 8:32	LBD
Chloroethane	ND	0.50	µg/L	1		SW-846 8260C	5/10/17	5/11/17 8:32	LBD
Chloroform	ND	0.50	µg/L	1		SW-846 8260C	5/10/17	5/11/17 8:32	LBD
Chloromethane	ND	0.60	µg/L	1		SW-846 8260C	5/10/17	5/11/17 8:32	LBD
2-Chlorotoluene	ND	0.50	µg/L	1		SW-846 8260C	5/10/17	5/11/17 8:32	LBD
4-Chlorotoluene	ND	0.50	µg/L	1		SW-846 8260C	5/10/17	5/11/17 8:32	LBD
1,2-Dibromo-3-chloropropane (DBCP)	ND	2.0	µg/L	1		SW-846 8260C	5/10/17	5/11/17 8:32	LBD
1,2-Dibromoethane (EDB)	ND	0.50	µg/L	1		SW-846 8260C	5/10/17	5/11/17 8:32	LBD
Dibromomethane	ND	0.50	µg/L	1		SW-846 8260C	5/10/17	5/11/17 8:32	LBD
1,2-Dichlorobenzene	ND	0.50	µg/L	1		SW-846 8260C	5/10/17	5/11/17 8:32	LBD
1,3-Dichlorobenzene	ND	0.50	µg/L	1		SW-846 8260C	5/10/17	5/11/17 8:32	LBD
1,4-Dichlorobenzene	ND	0.50	µg/L	1		SW-846 8260C	5/10/17	5/11/17 8:32	LBD
trans-1,4-Dichloro-2-butene	ND	2.0	µg/L	1		SW-846 8260C	5/10/17	5/11/17 8:32	LBD
Dichlorodifluoromethane (Freon 12)	ND	0.50	µg/L	1		SW-846 8260C	5/10/17	5/11/17 8:32	LBD
1,1-Dichloroethane	ND	0.50	µg/L	1		SW-846 8260C	5/10/17	5/11/17 8:32	LBD
1,2-Dichloroethane	ND	0.50	µg/L	1		SW-846 8260C	5/10/17	5/11/17 8:32	LBD
1,1-Dichloroethylene	ND	0.50	µg/L	1		SW-846 8260C	5/10/17	5/11/17 8:32	LBD
cis-1,2-Dichloroethylene	ND	0.50	µg/L	1		SW-846 8260C	5/10/17	5/11/17 8:32	LBD
trans-1,2-Dichloroethylene	ND	1.0	µg/L	1		SW-846 8260C	5/10/17	5/11/17 8:32	LBD
1,2-Dichloropropane	ND	0.50	µg/L	1		SW-846 8260C	5/10/17	5/11/17 8:32	LBD
1,3-Dichloropropane	ND	0.50	µg/L	1		SW-846 8260C	5/10/17	5/11/17 8:32	LBD
2,2-Dichloropropane	ND	0.50	µg/L	1		SW-846 8260C	5/10/17	5/11/17 8:32	LBD
1,1-Dichloropropene	ND	0.50	µg/L	1		SW-846 8260C	5/10/17	5/11/17 8:32	LBD
cis-1,3-Dichloropropene	ND	0.50	µg/L	1		SW-846 8260C	5/10/17	5/11/17 8:32	LBD
trans-1,3-Dichloropropene	ND	0.50	µg/L	1		SW-846 8260C	5/10/17	5/11/17 8:32	LBD
Ethylbenzene	ND	0.50	µg/L	1		SW-846 8260C	5/10/17	5/11/17 8:32	LBD
Hexachlorobutadiene	ND	0.60	µg/L	1		SW-846 8260C	5/10/17	5/11/17 8:32	LBD
2-Hexanone (MBK)	ND	5.0	µg/L	1		SW-846 8260C	5/10/17	5/11/17 8:32	LBD
Isopropylbenzene (Cumene)	ND	0.50	µg/L	1		SW-846 8260C	5/10/17	5/11/17 8:32	LBD
p-Isopropyltoluene (p-Cymene)	ND	0.50	µg/L	1		SW-846 8260C	5/10/17	5/11/17 8:32	LBD

con-test® ANALYTICAL LABORATORY
39 Spruce Street * East Longmeadow, MA 01028 * FAX 413/525-6405 * TEL. 413/525-2332

Project Location: Simsbury, CT | Sample Description: | Work Order: 17E0401

Date Received: 5/8/2017

Field Sample #: MW-16 | Sampled: 5/8/2017 11:40

Sample ID: 17E0401-04

Sample Matrix: Ground Water

Volatile Organic Compounds by GC/MS

Analyte	Results	RL	Units	Dilution	Flag/Qual	Method	Date Prepared	Date/Time Analyzed	Analyst
Methyl tert-Butyl Ether (MTBE)	ND	0.50	µg/L	1		SW-846 8260C	5/10/17	5/11/17 8:32	LBD
Methylene Chloride	ND	5.0	µg/L	1		SW-846 8260C	5/10/17	5/11/17 8:32	LBD
4-Methyl-2-pentanone (MIBK)	ND	5.0	µg/L	1		SW-846 8260C	5/10/17	5/11/17 8:32	LBD
Naphthalene	ND	2.0	µg/L	1		SW-846 8260C	5/10/17	5/11/17 8:32	LBD
n-Propylbenzene	ND	1.0	µg/L	1		SW-846 8260C	5/10/17	5/11/17 8:32	LBD
Styrene	ND	1.0	µg/L	1		SW-846 8260C	5/10/17	5/11/17 8:32	LBD
1,1,1,2-Tetrachloroethane	ND	0.50	µg/L	1		SW-846 8260C	5/10/17	5/11/17 8:32	LBD
1,1,2,2-Tetrachloroethane	ND	0.50	µg/L	1		SW-846 8260C	5/10/17	5/11/17 8:32	LBD
Tetrachloroethylene	ND	1.0	µg/L	1		SW-846 8260C	5/10/17	5/11/17 8:32	LBD
Tetrahydrofuran	ND	10	µg/L	1		SW-846 8260C	5/10/17	5/11/17 8:32	LBD
Toluene	ND	1.0	µg/L	1		SW-846 8260C	5/10/17	5/11/17 8:32	LBD
1,2,3-Trichlorobenzene	ND	2.0	µg/L	1		SW-846 8260C	5/10/17	5/11/17 8:32	LBD
1,2,4-Trichlorobenzene	ND	2.0	µg/L	1		SW-846 8260C	5/10/17	5/11/17 8:32	LBD
1,1,1-Trichloroethane	ND	0.50	µg/L	1		SW-846 8260C	5/10/17	5/11/17 8:32	LBD
1,1,2-Trichloroethane	ND	0.50	µg/L	1		SW-846 8260C	5/10/17	5/11/17 8:32	LBD
Trichloroethylene	ND	1.0	µg/L	1		SW-846 8260C	5/10/17	5/11/17 8:32	LBD
Trichlorofluoromethane (Freon 11)	ND	2.0	µg/L	1		SW-846 8260C	5/10/17	5/11/17 8:32	LBD
1,2,3-Trichloropropane	ND	1.0	µg/L	1		SW-846 8260C	5/10/17	5/11/17 8:32	LBD
1,1,2-Trichloro-1,2,2-trifluoroethane (Freon 113)	ND	0.50	µg/L	1		SW-846 8260C	5/10/17	5/11/17 8:32	LBD
1,2,4-Trimethylbenzene	ND	0.50	µg/L	1		SW-846 8260C	5/10/17	5/11/17 8:32	LBD
1,3,5-Trimethylbenzene	ND	0.50	µg/L	1		SW-846 8260C	5/10/17	5/11/17 8:32	LBD
Vinyl Chloride	ND	1.0	µg/L	1		SW-846 8260C	5/10/17	5/11/17 8:32	LBD
m+p Xylene	ND	2.0	µg/L	1		SW-846 8260C	5/10/17	5/11/17 8:32	LBD
o-Xylene	ND	1.0	µg/L	1		SW-846 8260C	5/10/17	5/11/17 8:32	LBD

Surrogates	% Recovery	Recovery Limits	Flag/Qual	
1,2-Dichloroethane-d4	87.8	70-130		5/11/17 8:32
Toluene-d8	99.2	70-130		5/11/17 8:32
4-Bromofluorobenzene	96.1	70-130		5/11/17 8:32

con-test® ANALYTICAL LABORATORY
39 Spruce Street * East Longmeadow, MA 01028 * FAX 413/525-6405 * TEL. 413/525-2332

Project Location: Simsbury, CT | Sample Description: | Work Order: 17E0401

Date Received: 5/8/2017

Field Sample #: MW-16 | Sampled: 5/8/2017 11:40

Sample ID: 17E0401-04

Sample Matrix: Ground Water

Polychlorinated Biphenyls By GC/ECD

Analyte	Results	RL	Units	Dilution	Flag/Qual	Method	Date Prepared	Date/Time Analyzed	Analyst
Aroclor-1016 [1]	ND	0.20	µg/L	1		SW-846 8082A	5/12/17	5/15/17 12:09	PJG
Aroclor-1221 [1]	ND	0.20	µg/L	1		SW-846 8082A	5/12/17	5/15/17 12:09	PJG
Aroclor-1232 [1]	ND	0.20	µg/L	1		SW-846 8082A	5/12/17	5/15/17 12:09	PJG
Aroclor-1242 [1]	ND	0.20	µg/L	1		SW-846 8082A	5/12/17	5/15/17 12:09	PJG
Aroclor-1248 [1]	ND	0.20	µg/L	1		SW-846 8082A	5/12/17	5/15/17 12:09	PJG
Aroclor-1254 [1]	ND	0.20	µg/L	1		SW-846 8082A	5/12/17	5/15/17 12:09	PJG
Aroclor-1260 [1]	ND	0.20	µg/L	1		SW-846 8082A	5/12/17	5/15/17 12:09	PJG
Aroclor-1262 [1]	ND	0.20	µg/L	1		SW-846 8082A	5/12/17	5/15/17 12:09	PJG
Aroclor-1268 [1]	ND	0.20	µg/L	1		SW-846 8082A	5/12/17	5/15/17 12:09	PJG

Surrogates	% Recovery	Recovery Limits	Flag/Qual	
Decachlorobiphenyl [1]	98.8	30-150		5/15/17 12:09
Decachlorobiphenyl [2]	91.2	30-150		5/15/17 12:09
Tetrachloro-m-xylene [1]	79.4	30-150		5/15/17 12:09
Tetrachloro-m-xylene [2]	76.3	30-150		5/15/17 12:09

con-test® ANALYTICAL LABORATORY
39 Spruce Street * East Longmeadow, MA 01028 * FAX 413/525-6405 * TEL. 413/525-2332

Project Location: Simsbury, CT | Sample Description: | Work Order: 17E0401

Date Received: 5/8/2017

Field Sample #: MW-16 | Sampled: 5/8/2017 11:40

Sample ID: 17E0401-04

Sample Matrix: Ground Water

Petroleum Hydrocarbons Analyses

Analyte	Results	RL	Units	Dilution	Flag/Qual	Method	Date Prepared	Date/Time Analyzed	Analyst
CT ETPH	0.11	0.075	mg/L	1		CTDEP ETPH	5/12/17	5/15/17 12:04	SCS

Surrogates	% Recovery	Recovery Limits	Flag/Qual				
o-Terphenyl	54.4	50-150				5/15/17 12:04	

con-test® ANALYTICAL LABORATORY
39 Spruce Street * East Longmeadow, MA 01028 * FAX 413/525-6405 * TEL. 413/525-2332

Project Location: Simsbury, CT | Sample Description: | Work Order: 17E0401

Date Received: 5/8/2017

Field Sample #: MW-15 | Sampled: 5/8/2017 12:50

Sample ID: 17E0401-05

Sample Matrix: Ground Water

Volatile Organic Compounds by GC/MS

Analyte	Results	RL	Units	Dilution	Flag/Qual	Method	Date Prepared	Date/Time Analyzed	Analyst
Acetone	ND	10	µg/L	1	L-03, V-05	SW-846 8260C	5/10/17	5/11/17 9:02	LBD
Acrylonitrile	ND	2.0	µg/L	1		SW-846 8260C	5/10/17	5/11/17 9:02	LBD
Benzene	ND	0.50	µg/L	1		SW-846 8260C	5/10/17	5/11/17 9:02	LBD
Bromobenzene	ND	0.50	µg/L	1		SW-846 8260C	5/10/17	5/11/17 9:02	LBD
Bromodichloromethane	ND	0.50	µg/L	1		SW-846 8260C	5/10/17	5/11/17 9:02	LBD
Bromoform	ND	0.50	µg/L	1		SW-846 8260C	5/10/17	5/11/17 9:02	LBD
Bromomethane	ND	2.0	µg/L	1	V-05	SW-846 8260C	5/10/17	5/11/17 9:02	LBD
2-Butanone (MEK)	ND	5.0	µg/L	1		SW-846 8260C	5/10/17	5/11/17 9:02	LBD
n-Butylbenzene	ND	1.0	µg/L	1		SW-846 8260C	5/10/17	5/11/17 9:02	LBD
sec-Butylbenzene	ND	1.0	µg/L	1		SW-846 8260C	5/10/17	5/11/17 9:02	LBD
tert-Butylbenzene	ND	1.0	µg/L	1		SW-846 8260C	5/10/17	5/11/17 9:02	LBD
Carbon Disulfide	ND	5.0	µg/L	1		SW-846 8260C	5/10/17	5/11/17 9:02	LBD
Carbon Tetrachloride	ND	0.50	µg/L	1		SW-846 8260C	5/10/17	5/11/17 9:02	LBD
Chlorobenzene	ND	0.50	µg/L	1		SW-846 8260C	5/10/17	5/11/17 9:02	LBD
Chlorodibromomethane	ND	0.50	µg/L	1		SW-846 8260C	5/10/17	5/11/17 9:02	LBD
Chloroethane	ND	0.50	µg/L	1		SW-846 8260C	5/10/17	5/11/17 9:02	LBD
Chloroform	ND	0.50	µg/L	1		SW-846 8260C	5/10/17	5/11/17 9:02	LBD
Chloromethane	ND	0.60	µg/L	1		SW-846 8260C	5/10/17	5/11/17 9:02	LBD
2-Chlorotoluene	ND	0.50	µg/L	1		SW-846 8260C	5/10/17	5/11/17 9:02	LBD
4-Chlorotoluene	ND	0.50	µg/L	1		SW-846 8260C	5/10/17	5/11/17 9:02	LBD
1,2-Dibromo-3-chloropropane (DBCP)	ND	2.0	µg/L	1		SW-846 8260C	5/10/17	5/11/17 9:02	LBD
1,2-Dibromoethane (EDB)	ND	0.50	µg/L	1		SW-846 8260C	5/10/17	5/11/17 9:02	LBD
Dibromomethane	ND	0.50	µg/L	1		SW-846 8260C	5/10/17	5/11/17 9:02	LBD
1,2-Dichlorobenzene	ND	0.50	µg/L	1		SW-846 8260C	5/10/17	5/11/17 9:02	LBD
1,3-Dichlorobenzene	ND	0.50	µg/L	1		SW-846 8260C	5/10/17	5/11/17 9:02	LBD
1,4-Dichlorobenzene	ND	0.50	µg/L	1		SW-846 8260C	5/10/17	5/11/17 9:02	LBD
trans-1,4-Dichloro-2-butene	ND	2.0	µg/L	1		SW-846 8260C	5/10/17	5/11/17 9:02	LBD
Dichlorodifluoromethane (Freon 12)	ND	0.50	µg/L	1		SW-846 8260C	5/10/17	5/11/17 9:02	LBD
1,1-Dichloroethane	ND	0.50	µg/L	1		SW-846 8260C	5/10/17	5/11/17 9:02	LBD
1,2-Dichloroethane	ND	0.50	µg/L	1		SW-846 8260C	5/10/17	5/11/17 9:02	LBD
1,1-Dichloroethylene	ND	0.50	µg/L	1		SW-846 8260C	5/10/17	5/11/17 9:02	LBD
cis-1,2-Dichloroethylene	ND	0.50	µg/L	1		SW-846 8260C	5/10/17	5/11/17 9:02	LBD
trans-1,2-Dichloroethylene	ND	1.0	µg/L	1		SW-846 8260C	5/10/17	5/11/17 9:02	LBD
1,2-Dichloropropane	ND	0.50	µg/L	1		SW-846 8260C	5/10/17	5/11/17 9:02	LBD
1,3-Dichloropropane	ND	0.50	µg/L	1		SW-846 8260C	5/10/17	5/11/17 9:02	LBD
2,2-Dichloropropane	ND	0.50	µg/L	1		SW-846 8260C	5/10/17	5/11/17 9:02	LBD
1,1-Dichloropropene	ND	0.50	µg/L	1		SW-846 8260C	5/10/17	5/11/17 9:02	LBD
cis-1,3-Dichloropropene	ND	0.50	µg/L	1		SW-846 8260C	5/10/17	5/11/17 9:02	LBD
trans-1,3-Dichloropropene	ND	0.50	µg/L	1		SW-846 8260C	5/10/17	5/11/17 9:02	LBD
Ethylbenzene	ND	0.50	µg/L	1		SW-846 8260C	5/10/17	5/11/17 9:02	LBD
Hexachlorobutadiene	ND	0.60	µg/L	1		SW-846 8260C	5/10/17	5/11/17 9:02	LBD
2-Hexanone (MBK)	ND	5.0	µg/L	1		SW-846 8260C	5/10/17	5/11/17 9:02	LBD
Isopropylbenzene (Cumene)	ND	0.50	µg/L	1		SW-846 8260C	5/10/17	5/11/17 9:02	LBD
p-Isopropyltoluene (p-Cymene)	ND	0.50	µg/L	1		SW-846 8260C	5/10/17	5/11/17 9:02	LBD

con-test® ANALYTICAL LABORATORY
39 Spruce Street * East Longmeadow, MA 01028 * FAX 413/525-6405 * TEL. 413/525-2332

Project Location: Simsbury, CT | Sample Description: | Work Order: 17E0401

Date Received: 5/8/2017

Field Sample #: MW-15 | Sampled: 5/8/2017 12:50

Sample ID: 17E0401-05

Sample Matrix: Ground Water

Volatile Organic Compounds by GC/MS

Analyte	Results	RL	Units	Dilution	Flag/Qual	Method	Date Prepared	Date/Time Analyzed	Analyst
Methyl tert-Butyl Ether (MTBE)	ND	0.50	µg/L	1		SW-846 8260C	5/10/17	5/11/17 9:02	LBD
Methylene Chloride	ND	5.0	µg/L	1		SW-846 8260C	5/10/17	5/11/17 9:02	LBD
4-Methyl-2-pentanone (MIBK)	ND	5.0	µg/L	1		SW-846 8260C	5/10/17	5/11/17 9:02	LBD
Naphthalene	ND	2.0	µg/L	1		SW-846 8260C	5/10/17	5/11/17 9:02	LBD
n-Propylbenzene	ND	1.0	µg/L	1		SW-846 8260C	5/10/17	5/11/17 9:02	LBD
Styrene	ND	1.0	µg/L	1		SW-846 8260C	5/10/17	5/11/17 9:02	LBD
1,1,1,2-Tetrachloroethane	ND	0.50	µg/L	1		SW-846 8260C	5/10/17	5/11/17 9:02	LBD
1,1,2,2-Tetrachloroethane	ND	0.50	µg/L	1		SW-846 8260C	5/10/17	5/11/17 9:02	LBD
Tetrachloroethylene	ND	1.0	µg/L	1		SW-846 8260C	5/10/17	5/11/17 9:02	LBD
Tetrahydrofuran	ND	10	µg/L	1		SW-846 8260C	5/10/17	5/11/17 9:02	LBD
Toluene	ND	1.0	µg/L	1		SW-846 8260C	5/10/17	5/11/17 9:02	LBD
1,2,3-Trichlorobenzene	ND	2.0	µg/L	1		SW-846 8260C	5/10/17	5/11/17 9:02	LBD
1,2,4-Trichlorobenzene	ND	2.0	µg/L	1		SW-846 8260C	5/10/17	5/11/17 9:02	LBD
1,1,1-Trichloroethane	ND	0.50	µg/L	1		SW-846 8260C	5/10/17	5/11/17 9:02	LBD
1,1,2-Trichloroethane	ND	0.50	µg/L	1		SW-846 8260C	5/10/17	5/11/17 9:02	LBD
Trichloroethylene	ND	1.0	µg/L	1		SW-846 8260C	5/10/17	5/11/17 9:02	LBD
Trichlorofluoromethane (Freon 11)	ND	2.0	µg/L	1		SW-846 8260C	5/10/17	5/11/17 9:02	LBD
1,2,3-Trichloropropane	ND	1.0	µg/L	1		SW-846 8260C	5/10/17	5/11/17 9:02	LBD
1,1,2-Trichloro-1,2,2-trifluoroethane (Freon 113)	ND	0.50	µg/L	1		SW-846 8260C	5/10/17	5/11/17 9:02	LBD
1,2,4-Trimethylbenzene	ND	0.50	µg/L	1		SW-846 8260C	5/10/17	5/11/17 9:02	LBD
1,3,5-Trimethylbenzene	ND	0.50	µg/L	1		SW-846 8260C	5/10/17	5/11/17 9:02	LBD
Vinyl Chloride	ND	1.0	µg/L	1		SW-846 8260C	5/10/17	5/11/17 9:02	LBD
m+p Xylene	ND	2.0	µg/L	1		SW-846 8260C	5/10/17	5/11/17 9:02	LBD
o-Xylene	ND	1.0	µg/L	1		SW-846 8260C	5/10/17	5/11/17 9:02	LBD

Surrogates	% Recovery	Recovery Limits	Flag/Qual	
1,2-Dichloroethane-d4	88.6	70-130		5/11/17 9:02
Toluene-d8	97.7	70-130		5/11/17 9:02
4-Bromofluorobenzene	94.1	70-130		5/11/17 9:02

con-test® ANALYTICAL LABORATORY
39 Spruce Street * East Longmeadow, MA 01028 * FAX 413/525-6405 * TEL. 413/525-2332

Project Location: Simsbury, CT | Sample Description: | Work Order: 17E0401

Date Received: 5/8/2017

Field Sample #: MW-15 | Sampled: 5/8/2017 12:50

Sample ID: 17E0401-05

Sample Matrix: Ground Water

Polychlorinated Biphenyls By GC/ECD

Analyte	Results	RL	Units	Dilution	Flag/Qual	Method	Date Prepared	Date/Time Analyzed	Analyst
Aroclor-1016 [1]	ND	0.20	µg/L	1		SW-846 8082A	5/12/17	5/15/17 12:21	PJG
Aroclor-1221 [1]	ND	0.20	µg/L	1		SW-846 8082A	5/12/17	5/15/17 12:21	PJG
Aroclor-1232 [1]	ND	0.20	µg/L	1		SW-846 8082A	5/12/17	5/15/17 12:21	PJG
Aroclor-1242 [1]	ND	0.20	µg/L	1		SW-846 8082A	5/12/17	5/15/17 12:21	PJG
Aroclor-1248 [1]	ND	0.20	µg/L	1		SW-846 8082A	5/12/17	5/15/17 12:21	PJG
Aroclor-1254 [1]	ND	0.20	µg/L	1		SW-846 8082A	5/12/17	5/15/17 12:21	PJG
Aroclor-1260 [1]	ND	0.20	µg/L	1		SW-846 8082A	5/12/17	5/15/17 12:21	PJG
Aroclor-1262 [1]	ND	0.20	µg/L	1		SW-846 8082A	5/12/17	5/15/17 12:21	PJG
Aroclor-1268 [1]	ND	0.20	µg/L	1		SW-846 8082A	5/12/17	5/15/17 12:21	PJG

Surrogates	% Recovery	Recovery Limits	Flag/Qual	
Decachlorobiphenyl [1]	91.9	30-150		5/15/17 12:21
Decachlorobiphenyl [2]	84.8	30-150		5/15/17 12:21
Tetrachloro-m-xylene [1]	78.8	30-150		5/15/17 12:21
Tetrachloro-m-xylene [2]	76.4	30-150		5/15/17 12:21

con-test® ANALYTICAL LABORATORY
39 Spruce Street * East Longmeadow, MA 01028 * FAX 413/525-6405 * TEL. 413/525-2332

Project Location: Simsbury, CT | Sample Description: | Work Order: 17E0401

Date Received: 5/8/2017

Field Sample #: MW-15 | Sampled: 5/8/2017 12:50

Sample ID: 17E0401-05

Sample Matrix: Ground Water

Petroleum Hydrocarbons Analyses

Analyte	Results	RL	Units	Dilution	Flag/Qual	Method	Date Prepared	Date/Time Analyzed	Analyst
CT ETPH	0.099	0.077	mg/L	1		CTDEP ETPH	5/15/17	5/16/17 10:57	SCS

Surrogates	% Recovery	Recovery Limits	Flag/Qual	
o-Terphenyl	74.3	50-150		5/16/17 10:57

con-test® ANALYTICAL LABORATORY
39 Spruce Street * East Longmeadow, MA 01028 * FAX 413/525-6405 * TEL. 413/525-2332

Project Location: Simsbury, CT | Sample Description: | Work Order: 17E0401

Date Received: 5/8/2017

Field Sample #: CCA-5 | Sampled: 5/8/2017 13:45

Sample ID: 17E0401-06

Sample Matrix: Ground Water

Volatile Organic Compounds by GC/MS

Analyte	Results	RL	Units	Dilution	Flag/Qual	Method	Date Prepared	Date/Time Analyzed	Analyst
Acetone	ND	10	µg/L	1	L-03, V-05	SW-846 8260C	5/10/17	5/11/17 9:33	LBD
Acrylonitrile	ND	2.0	µg/L	1		SW-846 8260C	5/10/17	5/11/17 9:33	LBD
Benzene	ND	0.50	µg/L	1		SW-846 8260C	5/10/17	5/11/17 9:33	LBD
Bromobenzene	ND	0.50	µg/L	1		SW-846 8260C	5/10/17	5/11/17 9:33	LBD
Bromodichloromethane	ND	0.50	µg/L	1		SW-846 8260C	5/10/17	5/11/17 9:33	LBD
Bromoform	ND	0.50	µg/L	1		SW-846 8260C	5/10/17	5/11/17 9:33	LBD
Bromomethane	ND	2.0	µg/L	1	V-05	SW-846 8260C	5/10/17	5/11/17 9:33	LBD
2-Butanone (MEK)	ND	5.0	µg/L	1		SW-846 8260C	5/10/17	5/11/17 9:33	LBD
n-Butylbenzene	ND	1.0	µg/L	1		SW-846 8260C	5/10/17	5/11/17 9:33	LBD
sec-Butylbenzene	ND	1.0	µg/L	1		SW-846 8260C	5/10/17	5/11/17 9:33	LBD
tert-Butylbenzene	ND	1.0	µg/L	1		SW-846 8260C	5/10/17	5/11/17 9:33	LBD
Carbon Disulfide	ND	5.0	µg/L	1		SW-846 8260C	5/10/17	5/11/17 9:33	LBD
Carbon Tetrachloride	ND	0.50	µg/L	1		SW-846 8260C	5/10/17	5/11/17 9:33	LBD
Chlorobenzene	ND	0.50	µg/L	1		SW-846 8260C	5/10/17	5/11/17 9:33	LBD
Chlorodibromomethane	ND	0.50	µg/L	1		SW-846 8260C	5/10/17	5/11/17 9:33	LBD
Chloroethane	ND	0.50	µg/L	1		SW-846 8260C	5/10/17	5/11/17 9:33	LBD
Chloroform	ND	0.50	µg/L	1		SW-846 8260C	5/10/17	5/11/17 9:33	LBD
Chloromethane	ND	0.60	µg/L	1		SW-846 8260C	5/10/17	5/11/17 9:33	LBD
2-Chlorotoluene	ND	0.50	µg/L	1		SW-846 8260C	5/10/17	5/11/17 9:33	LBD
4-Chlorotoluene	ND	0.50	µg/L	1		SW-846 8260C	5/10/17	5/11/17 9:33	LBD
1,2-Dibromo-3-chloropropane (DBCP)	ND	2.0	µg/L	1		SW-846 8260C	5/10/17	5/11/17 9:33	LBD
1,2-Dibromoethane (EDB)	ND	0.50	µg/L	1		SW-846 8260C	5/10/17	5/11/17 9:33	LBD
Dibromomethane	ND	0.50	µg/L	1		SW-846 8260C	5/10/17	5/11/17 9:33	LBD
1,2-Dichlorobenzene	ND	0.50	µg/L	1		SW-846 8260C	5/10/17	5/11/17 9:33	LBD
1,3-Dichlorobenzene	ND	0.50	µg/L	1		SW-846 8260C	5/10/17	5/11/17 9:33	LBD
1,4-Dichlorobenzene	ND	0.50	µg/L	1		SW-846 8260C	5/10/17	5/11/17 9:33	LBD
trans-1,4-Dichloro-2-butene	ND	2.0	µg/L	1		SW-846 8260C	5/10/17	5/11/17 9:33	LBD
Dichlorodifluoromethane (Freon 12)	ND	0.50	µg/L	1		SW-846 8260C	5/10/17	5/11/17 9:33	LBD
1,1-Dichloroethane	ND	0.50	µg/L	1		SW-846 8260C	5/10/17	5/11/17 9:33	LBD
1,2-Dichloroethane	ND	0.50	µg/L	1		SW-846 8260C	5/10/17	5/11/17 9:33	LBD
1,1-Dichloroethylene	ND	0.50	µg/L	1		SW-846 8260C	5/10/17	5/11/17 9:33	LBD
cis-1,2-Dichloroethylene	ND	0.50	µg/L	1		SW-846 8260C	5/10/17	5/11/17 9:33	LBD
trans-1,2-Dichloroethylene	ND	1.0	µg/L	1		SW-846 8260C	5/10/17	5/11/17 9:33	LBD
1,2-Dichloropropane	ND	0.50	µg/L	1		SW-846 8260C	5/10/17	5/11/17 9:33	LBD
1,3-Dichloropropane	ND	0.50	µg/L	1		SW-846 8260C	5/10/17	5/11/17 9:33	LBD
2,2-Dichloropropane	ND	0.50	µg/L	1		SW-846 8260C	5/10/17	5/11/17 9:33	LBD
1,1-Dichloropropene	ND	0.50	µg/L	1		SW-846 8260C	5/10/17	5/11/17 9:33	LBD
cis-1,3-Dichloropropene	ND	0.50	µg/L	1		SW-846 8260C	5/10/17	5/11/17 9:33	LBD
trans-1,3-Dichloropropene	ND	0.50	µg/L	1		SW-846 8260C	5/10/17	5/11/17 9:33	LBD
Ethylbenzene	ND	0.50	µg/L	1		SW-846 8260C	5/10/17	5/11/17 9:33	LBD
Hexachlorobutadiene	ND	0.60	µg/L	1		SW-846 8260C	5/10/17	5/11/17 9:33	LBD
2-Hexanone (MBK)	ND	5.0	µg/L	1		SW-846 8260C	5/10/17	5/11/17 9:33	LBD
Isopropylbenzene (Cumene)	ND	0.50	µg/L	1		SW-846 8260C	5/10/17	5/11/17 9:33	LBD
p-Isopropyltoluene (p-Cymene)	ND	0.50	µg/L	1		SW-846 8260C	5/10/17	5/11/17 9:33	LBD

con-test® ANALYTICAL LABORATORY
39 Spruce Street * East Longmeadow, MA 01028 * FAX 413/525-6405 * TEL. 413/525-2332

Project Location: Simsbury, CT | Sample Description: | Work Order: 17E0401

Date Received: 5/8/2017

Field Sample #: CCA-5 | Sampled: 5/8/2017 13:45

Sample ID: 17E0401-06

Sample Matrix: Ground Water

Volatile Organic Compounds by GC/MS

Analyte	Results	RL	Units	Dilution	Flag/Qual	Method	Date Prepared	Date/Time Analyzed	Analyst
Methyl tert-Butyl Ether (MTBE)	ND	0.50	µg/L	1		SW-846 8260C	5/10/17	5/11/17 9:33	LBD
Methylene Chloride	ND	5.0	µg/L	1		SW-846 8260C	5/10/17	5/11/17 9:33	LBD
4-Methyl-2-pentanone (MIBK)	ND	5.0	µg/L	1		SW-846 8260C	5/10/17	5/11/17 9:33	LBD
Naphthalene	ND	2.0	µg/L	1		SW-846 8260C	5/10/17	5/11/17 9:33	LBD
n-Propylbenzene	ND	1.0	µg/L	1		SW-846 8260C	5/10/17	5/11/17 9:33	LBD
Styrene	ND	1.0	µg/L	1		SW-846 8260C	5/10/17	5/11/17 9:33	LBD
1,1,1,2-Tetrachloroethane	ND	0.50	µg/L	1		SW-846 8260C	5/10/17	5/11/17 9:33	LBD
1,1,2,2-Tetrachloroethane	ND	0.50	µg/L	1		SW-846 8260C	5/10/17	5/11/17 9:33	LBD
Tetrachloroethylene	ND	1.0	µg/L	1		SW-846 8260C	5/10/17	5/11/17 9:33	LBD
Tetrahydrofuran	ND	10	µg/L	1		SW-846 8260C	5/10/17	5/11/17 9:33	LBD
Toluene	ND	1.0	µg/L	1		SW-846 8260C	5/10/17	5/11/17 9:33	LBD
1,2,3-Trichlorobenzene	ND	2.0	µg/L	1		SW-846 8260C	5/10/17	5/11/17 9:33	LBD
1,2,4-Trichlorobenzene	ND	2.0	µg/L	1		SW-846 8260C	5/10/17	5/11/17 9:33	LBD
1,1,1-Trichloroethane	ND	0.50	µg/L	1		SW-846 8260C	5/10/17	5/11/17 9:33	LBD
1,1,2-Trichloroethane	ND	0.50	µg/L	1		SW-846 8260C	5/10/17	5/11/17 9:33	LBD
Trichloroethylene	ND	1.0	µg/L	1		SW-846 8260C	5/10/17	5/11/17 9:33	LBD
Trichlorofluoromethane (Freon 11)	ND	2.0	µg/L	1		SW-846 8260C	5/10/17	5/11/17 9:33	LBD
1,2,3-Trichloropropane	ND	1.0	µg/L	1		SW-846 8260C	5/10/17	5/11/17 9:33	LBD
1,1,2-Trichloro-1,2,2-trifluoroethane (Freon 113)	ND	0.50	µg/L	1		SW-846 8260C	5/10/17	5/11/17 9:33	LBD
1,2,4-Trimethylbenzene	ND	0.50	µg/L	1		SW-846 8260C	5/10/17	5/11/17 9:33	LBD
1,3,5-Trimethylbenzene	ND	0.50	µg/L	1		SW-846 8260C	5/10/17	5/11/17 9:33	LBD
Vinyl Chloride	ND	1.0	µg/L	1		SW-846 8260C	5/10/17	5/11/17 9:33	LBD
m+p Xylene	ND	2.0	µg/L	1		SW-846 8260C	5/10/17	5/11/17 9:33	LBD
o-Xylene	ND	1.0	µg/L	1		SW-846 8260C	5/10/17	5/11/17 9:33	LBD

Surrogates	% Recovery	Recovery Limits	Flag/Qual	
1,2-Dichloroethane-d4	88.8	70-130		5/11/17 9:33
Toluene-d8	99.0	70-130		5/11/17 9:33
4-Bromofluorobenzene	95.5	70-130		5/11/17 9:33

con-test® ANALYTICAL LABORATORY
39 Spruce Street * East Longmeadow, MA 01028 * FAX 413/525-6405 * TEL. 413/525-2332

Project Location: Simsbury, CT | Sample Description: | Work Order: 17E0401

Date Received: 5/8/2017

Field Sample #: CCA-5 | Sampled: 5/8/2017 13:45

Sample ID: 17E0401-06

Sample Matrix: Ground Water

Polychlorinated Biphenyls By GC/ECD

Analyte	Results	RL	Units	Dilution	Flag/Qual	Method	Date Prepared	Date/Time Analyzed	Analyst
Aroclor-1016 [1]	ND	0.20	µg/L	1		SW-846 8082A	5/12/17	5/15/17 12:33	PJG
Aroclor-1221 [1]	ND	0.20	µg/L	1		SW-846 8082A	5/12/17	5/15/17 12:33	PJG
Aroclor-1232 [1]	ND	0.20	µg/L	1		SW-846 8082A	5/12/17	5/15/17 12:33	PJG
Aroclor-1242 [1]	ND	0.20	µg/L	1		SW-846 8082A	5/12/17	5/15/17 12:33	PJG
Aroclor-1248 [1]	ND	0.20	µg/L	1		SW-846 8082A	5/12/17	5/15/17 12:33	PJG
Aroclor-1254 [1]	ND	0.20	µg/L	1		SW-846 8082A	5/12/17	5/15/17 12:33	PJG
Aroclor-1260 [1]	ND	0.20	µg/L	1		SW-846 8082A	5/12/17	5/15/17 12:33	PJG
Aroclor-1262 [1]	ND	0.20	µg/L	1		SW-846 8082A	5/12/17	5/15/17 12:33	PJG
Aroclor-1268 [1]	ND	0.20	µg/L	1		SW-846 8082A	5/12/17	5/15/17 12:33	PJG

Surrogates	% Recovery	Recovery Limits	Flag/Qual	
Decachlorobiphenyl [1]	83.7	30-150		5/15/17 12:33
Decachlorobiphenyl [2]	76.0	30-150		5/15/17 12:33
Tetrachloro-m-xylene [1]	77.7	30-150		5/15/17 12:33
Tetrachloro-m-xylene [2]	75.3	30-150		5/15/17 12:33

con-test® ANALYTICAL LABORATORY
39 Spruce Street * East Longmeadow, MA 01028 * FAX 413/525-6405 * TEL. 413/525-2332

Project Location: Simsbury, CT | Sample Description: | Work Order: 17E0401

Date Received: 5/8/2017

Field Sample #: CCA-5 | Sampled: 5/8/2017 13:45

Sample ID: 17E0401-06

Sample Matrix: Ground Water

Petroleum Hydrocarbons Analyses

Analyte	Results	RL	Units	Dilution	Flag/Qual	Method	Date Prepared	Date/Time Analyzed	Analyst
CT ETPH	ND	0.075	mg/L	1		CTDEP ETPH	5/12/17	5/15/17 12:48	SCS

Surrogates	% Recovery	Recovery Limits	Flag/Qual					
o-Terphenyl	58.9	50-150					5/15/17 12:48	

con-test® ANALYTICAL LABORATORY
39 Spruce Street * East Longmeadow, MA 01028 * FAX 413/525-6405 * TEL. 413/525-2332

Project Location: Simsbury, CT | Sample Description: | Work Order: 17E0401

Date Received: 5/8/2017

Field Sample #: MW-200 | Sampled: 5/8/2017 15:00

Sample ID: 17E0401-07

Sample Matrix: Ground Water

Volatile Organic Compounds by GC/MS

Analyte	Results	RL	Units	Dilution	Flag/Qual	Method	Date Prepared	Date/Time Analyzed	Analyst
Acetone	ND	10	µg/L	1	L-03, V-05	SW-846 8260C	5/10/17	5/11/17 10:00	LBD
Acrylonitrile	ND	2.0	µg/L	1		SW-846 8260C	5/10/17	5/11/17 10:00	LBD
Benzene	ND	0.50	µg/L	1		SW-846 8260C	5/10/17	5/11/17 10:00	LBD
Bromobenzene	ND	0.50	µg/L	1		SW-846 8260C	5/10/17	5/11/17 10:00	LBD
Bromodichloromethane	ND	0.50	µg/L	1		SW-846 8260C	5/10/17	5/11/17 10:00	LBD
Bromoform	ND	0.50	µg/L	1		SW-846 8260C	5/10/17	5/11/17 10:00	LBD
Bromomethane	ND	2.0	µg/L	1	V-05	SW-846 8260C	5/10/17	5/11/17 10:00	LBD
2-Butanone (MEK)	ND	5.0	µg/L	1		SW-846 8260C	5/10/17	5/11/17 10:00	LBD
n-Butylbenzene	ND	1.0	µg/L	1		SW-846 8260C	5/10/17	5/11/17 10:00	LBD
sec-Butylbenzene	ND	1.0	µg/L	1		SW-846 8260C	5/10/17	5/11/17 10:00	LBD
tert-Butylbenzene	ND	1.0	µg/L	1		SW-846 8260C	5/10/17	5/11/17 10:00	LBD
Carbon Disulfide	ND	5.0	µg/L	1		SW-846 8260C	5/10/17	5/11/17 10:00	LBD
Carbon Tetrachloride	ND	0.50	µg/L	1		SW-846 8260C	5/10/17	5/11/17 10:00	LBD
Chlorobenzene	ND	0.50	µg/L	1		SW-846 8260C	5/10/17	5/11/17 10:00	LBD
Chlorodibromomethane	ND	0.50	µg/L	1		SW-846 8260C	5/10/17	5/11/17 10:00	LBD
Chloroethane	ND	0.50	µg/L	1		SW-846 8260C	5/10/17	5/11/17 10:00	LBD
Chloroform	ND	0.50	µg/L	1		SW-846 8260C	5/10/17	5/11/17 10:00	LBD
Chloromethane	ND	0.60	µg/L	1		SW-846 8260C	5/10/17	5/11/17 10:00	LBD
2-Chlorotoluene	ND	0.50	µg/L	1		SW-846 8260C	5/10/17	5/11/17 10:00	LBD
4-Chlorotoluene	ND	0.50	µg/L	1		SW-846 8260C	5/10/17	5/11/17 10:00	LBD
1,2-Dibromo-3-chloropropane (DBCP)	ND	2.0	µg/L	1		SW-846 8260C	5/10/17	5/11/17 10:00	LBD
1,2-Dibromoethane (EDB)	ND	0.50	µg/L	1		SW-846 8260C	5/10/17	5/11/17 10:00	LBD
Dibromomethane	ND	0.50	µg/L	1		SW-846 8260C	5/10/17	5/11/17 10:00	LBD
1,2-Dichlorobenzene	ND	0.50	µg/L	1		SW-846 8260C	5/10/17	5/11/17 10:00	LBD
1,3-Dichlorobenzene	ND	0.50	µg/L	1		SW-846 8260C	5/10/17	5/11/17 10:00	LBD
1,4-Dichlorobenzene	ND	0.50	µg/L	1		SW-846 8260C	5/10/17	5/11/17 10:00	LBD
trans-1,4-Dichloro-2-butene	ND	2.0	µg/L	1		SW-846 8260C	5/10/17	5/11/17 10:00	LBD
Dichlorodifluoromethane (Freon 12)	ND	0.50	µg/L	1		SW-846 8260C	5/10/17	5/11/17 10:00	LBD
1,1-Dichloroethane	ND	0.50	µg/L	1		SW-846 8260C	5/10/17	5/11/17 10:00	LBD
1,2-Dichloroethane	ND	0.50	µg/L	1		SW-846 8260C	5/10/17	5/11/17 10:00	LBD
1,1-Dichloroethylene	ND	0.50	µg/L	1		SW-846 8260C	5/10/17	5/11/17 10:00	LBD
cis-1,2-Dichloroethylene	ND	0.50	µg/L	1		SW-846 8260C	5/10/17	5/11/17 10:00	LBD
trans-1,2-Dichloroethylene	ND	1.0	µg/L	1		SW-846 8260C	5/10/17	5/11/17 10:00	LBD
1,2-Dichloropropane	ND	0.50	µg/L	1		SW-846 8260C	5/10/17	5/11/17 10:00	LBD
1,3-Dichloropropane	ND	0.50	µg/L	1		SW-846 8260C	5/10/17	5/11/17 10:00	LBD
2,2-Dichloropropane	ND	0.50	µg/L	1		SW-846 8260C	5/10/17	5/11/17 10:00	LBD
1,1-Dichloropropene	ND	0.50	µg/L	1		SW-846 8260C	5/10/17	5/11/17 10:00	LBD
cis-1,3-Dichloropropene	ND	0.50	µg/L	1		SW-846 8260C	5/10/17	5/11/17 10:00	LBD
trans-1,3-Dichloropropene	ND	0.50	µg/L	1		SW-846 8260C	5/10/17	5/11/17 10:00	LBD
Ethylbenzene	ND	0.50	µg/L	1		SW-846 8260C	5/10/17	5/11/17 10:00	LBD
Hexachlorobutadiene	ND	0.60	µg/L	1		SW-846 8260C	5/10/17	5/11/17 10:00	LBD
2-Hexanone (MBK)	ND	5.0	µg/L	1		SW-846 8260C	5/10/17	5/11/17 10:00	LBD
Isopropylbenzene (Cumene)	ND	0.50	µg/L	1		SW-846 8260C	5/10/17	5/11/17 10:00	LBD
p-Isopropyltoluene (p-Cymene)	ND	0.50	µg/L	1		SW-846 8260C	5/10/17	5/11/17 10:00	LBD

con-test® ANALYTICAL LABORATORY
39 Spruce Street * East Longmeadow, MA 01028 * FAX 413/525-6405 * TEL. 413/525-2332

Project Location: Simsbury, CT | Sample Description: | Work Order: 17E0401

Date Received: 5/8/2017

Field Sample #: MW-200 | Sampled: 5/8/2017 15:00

Sample ID: 17E0401-07

Sample Matrix: Ground Water

Volatile Organic Compounds by GC/MS

Analyte	Results	RL	Units	Dilution	Flag/Qual	Method	Date Prepared	Date/Time Analyzed	Analyst
Methyl tert-Butyl Ether (MTBE)	ND	0.50	µg/L	1		SW-846 8260C	5/10/17	5/11/17 10:00	LBD
Methylene Chloride	ND	5.0	µg/L	1		SW-846 8260C	5/10/17	5/11/17 10:00	LBD
4-Methyl-2-pentanone (MIBK)	ND	5.0	µg/L	1		SW-846 8260C	5/10/17	5/11/17 10:00	LBD
Naphthalene	ND	2.0	µg/L	1		SW-846 8260C	5/10/17	5/11/17 10:00	LBD
n-Propylbenzene	ND	1.0	µg/L	1		SW-846 8260C	5/10/17	5/11/17 10:00	LBD
Styrene	ND	1.0	µg/L	1		SW-846 8260C	5/10/17	5/11/17 10:00	LBD
1,1,1,2-Tetrachloroethane	ND	0.50	µg/L	1		SW-846 8260C	5/10/17	5/11/17 10:00	LBD
1,1,2,2-Tetrachloroethane	ND	0.50	µg/L	1		SW-846 8260C	5/10/17	5/11/17 10:00	LBD
Tetrachloroethylene	ND	1.0	µg/L	1		SW-846 8260C	5/10/17	5/11/17 10:00	LBD
Tetrahydrofuran	ND	10	µg/L	1		SW-846 8260C	5/10/17	5/11/17 10:00	LBD
Toluene	ND	1.0	µg/L	1		SW-846 8260C	5/10/17	5/11/17 10:00	LBD
1,2,3-Trichlorobenzene	ND	2.0	µg/L	1		SW-846 8260C	5/10/17	5/11/17 10:00	LBD
1,2,4-Trichlorobenzene	ND	2.0	µg/L	1		SW-846 8260C	5/10/17	5/11/17 10:00	LBD
1,1,1-Trichloroethane	ND	0.50	µg/L	1		SW-846 8260C	5/10/17	5/11/17 10:00	LBD
1,1,2-Trichloroethane	ND	0.50	µg/L	1		SW-846 8260C	5/10/17	5/11/17 10:00	LBD
Trichloroethylene	ND	1.0	µg/L	1		SW-846 8260C	5/10/17	5/11/17 10:00	LBD
Trichlorofluoromethane (Freon 11)	ND	2.0	µg/L	1		SW-846 8260C	5/10/17	5/11/17 10:00	LBD
1,2,3-Trichloropropane	ND	1.0	µg/L	1		SW-846 8260C	5/10/17	5/11/17 10:00	LBD
1,1,2-Trichloro-1,2,2-trifluoroethane (Freon 113)	ND	0.50	µg/L	1		SW-846 8260C	5/10/17	5/11/17 10:00	LBD
1,2,4-Trimethylbenzene	ND	0.50	µg/L	1		SW-846 8260C	5/10/17	5/11/17 10:00	LBD
1,3,5-Trimethylbenzene	ND	0.50	µg/L	1		SW-846 8260C	5/10/17	5/11/17 10:00	LBD
Vinyl Chloride	ND	1.0	µg/L	1		SW-846 8260C	5/10/17	5/11/17 10:00	LBD
m+p Xylene	ND	2.0	µg/L	1		SW-846 8260C	5/10/17	5/11/17 10:00	LBD
o-Xylene	ND	1.0	µg/L	1		SW-846 8260C	5/10/17	5/11/17 10:00	LBD

Surrogates	% Recovery	Recovery Limits	Flag/Qual	
1,2-Dichloroethane-d4	89.1	70-130		5/11/17 10:00
Toluene-d8	99.9	70-130		5/11/17 10:00
4-Bromofluorobenzene	94.7	70-130		5/11/17 10:00

con-test® ANALYTICAL LABORATORY
39 Spruce Street * East Longmeadow, MA 01028 * FAX 413/525-6405 * TEL. 413/525-2332

Project Location: Simsbury, CT | Sample Description: | Work Order: 17E0401

Date Received: 5/8/2017

Field Sample #: MW-200 | Sampled: 5/8/2017 15:00

Sample ID: 17E0401-07

Sample Matrix: Ground Water

Polychlorinated Biphenyls By GC/ECD

Analyte	Results	RL	Units	Dilution	Flag/Qual	Method	Date Prepared	Date/Time Analyzed	Analyst
Aroclor-1016 [1]	ND	0.20	µg/L	1		SW-846 8082A	5/12/17	5/15/17 12:45	PJG
Aroclor-1221 [1]	ND	0.20	µg/L	1		SW-846 8082A	5/12/17	5/15/17 12:45	PJG
Aroclor-1232 [1]	ND	0.20	µg/L	1		SW-846 8082A	5/12/17	5/15/17 12:45	PJG
Aroclor-1242 [1]	ND	0.20	µg/L	1		SW-846 8082A	5/12/17	5/15/17 12:45	PJG
Aroclor-1248 [1]	ND	0.20	µg/L	1		SW-846 8082A	5/12/17	5/15/17 12:45	PJG
Aroclor-1254 [1]	ND	0.20	µg/L	1		SW-846 8082A	5/12/17	5/15/17 12:45	PJG
Aroclor-1260 [1]	ND	0.20	µg/L	1		SW-846 8082A	5/12/17	5/15/17 12:45	PJG
Aroclor-1262 [1]	ND	0.20	µg/L	1		SW-846 8082A	5/12/17	5/15/17 12:45	PJG
Aroclor-1268 [1]	ND	0.20	µg/L	1		SW-846 8082A	5/12/17	5/15/17 12:45	PJG

Surrogates	% Recovery	Recovery Limits	Flag/Qual	
Decachlorobiphenyl [1]	95.5	30-150		5/15/17 12:45
Decachlorobiphenyl [2]	87.3	30-150		5/15/17 12:45
Tetrachloro-m-xylene [1]	80.2	30-150		5/15/17 12:45
Tetrachloro-m-xylene [2]	77.9	30-150		5/15/17 12:45

con-test® ANALYTICAL LABORATORY
39 Spruce Street * East Longmeadow, MA 01028 * FAX 413/525-6405 * TEL. 413/525-2332

Project Location: Simsbury, CT | Sample Description: | Work Order: 17E0401

Date Received: 5/8/2017

Field Sample #: MW-200 | Sampled: 5/8/2017 15:00

Sample ID: 17E0401-07

Sample Matrix: Ground Water

Petroleum Hydrocarbons Analyses

Analyte	Results	RL	Units	Dilution	Flag/Qual	Method	Date Prepared	Date/Time Analyzed	Analyst
CT ETPH	ND	0.075	mg/L	1		CTDEP ETPH	5/15/17	5/16/17 11:14	SCS

Surrogates	% Recovery	Recovery Limits	Flag/Qual					
o-Terphenyl	65.1	50-150					5/16/17 11:14	

con-test® ANALYTICAL LABORATORY
39 Spruce Street * East Longmeadow, MA 01028 * FAX 413/525-6405 * TEL. 413/525-2332

Project Location: Simsbury, CT | Sample Description: | Work Order: 17E0401

Date Received: 5/8/2017

Field Sample #: DUP-1 | Sampled: 5/8/2017 00:00

Sample ID: 17E0401-08

Sample Matrix: Ground Water

Volatile Organic Compounds by GC/MS

Analyte	Results	RL	Units	Dilution	Flag/Qual	Method	Date Prepared	Date/Time Analyzed	Analyst
Acetone	ND	10	µg/L	1	L-03, V-05	SW-846 8260C	5/10/17	5/11/17 10:31	LBD
Acrylonitrile	ND	2.0	µg/L	1		SW-846 8260C	5/10/17	5/11/17 10:31	LBD
Benzene	ND	0.50	µg/L	1		SW-846 8260C	5/10/17	5/11/17 10:31	LBD
Bromobenzene	ND	0.50	µg/L	1		SW-846 8260C	5/10/17	5/11/17 10:31	LBD
Bromodichloromethane	ND	0.50	µg/L	1		SW-846 8260C	5/10/17	5/11/17 10:31	LBD
Bromoform	ND	0.50	µg/L	1		SW-846 8260C	5/10/17	5/11/17 10:31	LBD
Bromomethane	ND	2.0	µg/L	1	V-05	SW-846 8260C	5/10/17	5/11/17 10:31	LBD
2-Butanone (MEK)	ND	5.0	µg/L	1		SW-846 8260C	5/10/17	5/11/17 10:31	LBD
n-Butylbenzene	ND	1.0	µg/L	1		SW-846 8260C	5/10/17	5/11/17 10:31	LBD
sec-Butylbenzene	ND	1.0	µg/L	1		SW-846 8260C	5/10/17	5/11/17 10:31	LBD
tert-Butylbenzene	ND	1.0	µg/L	1		SW-846 8260C	5/10/17	5/11/17 10:31	LBD
Carbon Disulfide	ND	5.0	µg/L	1		SW-846 8260C	5/10/17	5/11/17 10:31	LBD
Carbon Tetrachloride	ND	0.50	µg/L	1		SW-846 8260C	5/10/17	5/11/17 10:31	LBD
Chlorobenzene	ND	0.50	µg/L	1		SW-846 8260C	5/10/17	5/11/17 10:31	LBD
Chlorodibromomethane	ND	0.50	µg/L	1		SW-846 8260C	5/10/17	5/11/17 10:31	LBD
Chloroethane	ND	0.50	µg/L	1		SW-846 8260C	5/10/17	5/11/17 10:31	LBD
Chloroform	ND	0.50	µg/L	1		SW-846 8260C	5/10/17	5/11/17 10:31	LBD
Chloromethane	ND	0.60	µg/L	1		SW-846 8260C	5/10/17	5/11/17 10:31	LBD
2-Chlorotoluene	ND	0.50	µg/L	1		SW-846 8260C	5/10/17	5/11/17 10:31	LBD
4-Chlorotoluene	ND	0.50	µg/L	1		SW-846 8260C	5/10/17	5/11/17 10:31	LBD
1,2-Dibromo-3-chloropropane (DBCP)	ND	2.0	µg/L	1		SW-846 8260C	5/10/17	5/11/17 10:31	LBD
1,2-Dibromoethane (EDB)	ND	0.50	µg/L	1		SW-846 8260C	5/10/17	5/11/17 10:31	LBD
Dibromomethane	ND	0.50	µg/L	1		SW-846 8260C	5/10/17	5/11/17 10:31	LBD
1,2-Dichlorobenzene	ND	0.50	µg/L	1		SW-846 8260C	5/10/17	5/11/17 10:31	LBD
1,3-Dichlorobenzene	ND	0.50	µg/L	1		SW-846 8260C	5/10/17	5/11/17 10:31	LBD
1,4-Dichlorobenzene	ND	0.50	µg/L	1		SW-846 8260C	5/10/17	5/11/17 10:31	LBD
trans-1,4-Dichloro-2-butene	ND	2.0	µg/L	1		SW-846 8260C	5/10/17	5/11/17 10:31	LBD
Dichlorodifluoromethane (Freon 12)	ND	0.50	µg/L	1		SW-846 8260C	5/10/17	5/11/17 10:31	LBD
1,1-Dichloroethane	ND	0.50	µg/L	1		SW-846 8260C	5/10/17	5/11/17 10:31	LBD
1,2-Dichloroethane	ND	0.50	µg/L	1		SW-846 8260C	5/10/17	5/11/17 10:31	LBD
1,1-Dichloroethylene	ND	0.50	µg/L	1		SW-846 8260C	5/10/17	5/11/17 10:31	LBD
cis-1,2-Dichloroethylene	ND	0.50	µg/L	1		SW-846 8260C	5/10/17	5/11/17 10:31	LBD
trans-1,2-Dichloroethylene	ND	1.0	µg/L	1		SW-846 8260C	5/10/17	5/11/17 10:31	LBD
1,2-Dichloropropane	ND	0.50	µg/L	1		SW-846 8260C	5/10/17	5/11/17 10:31	LBD
1,3-Dichloropropane	ND	0.50	µg/L	1		SW-846 8260C	5/10/17	5/11/17 10:31	LBD
2,2-Dichloropropane	ND	0.50	µg/L	1		SW-846 8260C	5/10/17	5/11/17 10:31	LBD
1,1-Dichloropropene	ND	0.50	µg/L	1		SW-846 8260C	5/10/17	5/11/17 10:31	LBD
cis-1,3-Dichloropropene	ND	0.50	µg/L	1		SW-846 8260C	5/10/17	5/11/17 10:31	LBD
trans-1,3-Dichloropropene	ND	0.50	µg/L	1		SW-846 8260C	5/10/17	5/11/17 10:31	LBD
Ethylbenzene	ND	0.50	µg/L	1		SW-846 8260C	5/10/17	5/11/17 10:31	LBD
Hexachlorobutadiene	ND	0.60	µg/L	1		SW-846 8260C	5/10/17	5/11/17 10:31	LBD
2-Hexanone (MBK)	ND	5.0	µg/L	1		SW-846 8260C	5/10/17	5/11/17 10:31	LBD
Isopropylbenzene (Cumene)	ND	0.50	µg/L	1		SW-846 8260C	5/10/17	5/11/17 10:31	LBD
p-Isopropyltoluene (p-Cymene)	ND	0.50	µg/L	1		SW-846 8260C	5/10/17	5/11/17 10:31	LBD

con-test® ANALYTICAL LABORATORY
39 Spruce Street * East Longmeadow, MA 01028 * FAX 413/525-6405 * TEL. 413/525-2332

Project Location: Simsbury, CT | Sample Description: | Work Order: 17E0401

Date Received: 5/8/2017

Field Sample #: DUP-1 | Sampled: 5/8/2017 00:00

Sample ID: 17E0401-08

Sample Matrix: Ground Water

Volatile Organic Compounds by GC/MS

Analyte	Results	RL	Units	Dilution	Flag/Qual	Method	Date Prepared	Date/Time Analyzed	Analyst
Methyl tert-Butyl Ether (MTBE)	ND	0.50	µg/L	1		SW-846 8260C	5/10/17	5/11/17 10:31	LBD
Methylene Chloride	ND	5.0	µg/L	1		SW-846 8260C	5/10/17	5/11/17 10:31	LBD
4-Methyl-2-pentanone (MIBK)	ND	5.0	µg/L	1		SW-846 8260C	5/10/17	5/11/17 10:31	LBD
Naphthalene	ND	2.0	µg/L	1		SW-846 8260C	5/10/17	5/11/17 10:31	LBD
n-Propylbenzene	ND	1.0	µg/L	1		SW-846 8260C	5/10/17	5/11/17 10:31	LBD
Styrene	ND	1.0	µg/L	1		SW-846 8260C	5/10/17	5/11/17 10:31	LBD
1,1,1,2-Tetrachloroethane	ND	0.50	µg/L	1		SW-846 8260C	5/10/17	5/11/17 10:31	LBD
1,1,2,2-Tetrachloroethane	ND	0.50	µg/L	1		SW-846 8260C	5/10/17	5/11/17 10:31	LBD
Tetrachloroethylene	ND	1.0	µg/L	1		SW-846 8260C	5/10/17	5/11/17 10:31	LBD
Tetrahydrofuran	ND	10	µg/L	1		SW-846 8260C	5/10/17	5/11/17 10:31	LBD
Toluene	ND	1.0	µg/L	1		SW-846 8260C	5/10/17	5/11/17 10:31	LBD
1,2,3-Trichlorobenzene	ND	2.0	µg/L	1		SW-846 8260C	5/10/17	5/11/17 10:31	LBD
1,2,4-Trichlorobenzene	ND	2.0	µg/L	1		SW-846 8260C	5/10/17	5/11/17 10:31	LBD
1,1,1-Trichloroethane	ND	0.50	µg/L	1		SW-846 8260C	5/10/17	5/11/17 10:31	LBD
1,1,2-Trichloroethane	ND	0.50	µg/L	1		SW-846 8260C	5/10/17	5/11/17 10:31	LBD
Trichloroethylene	ND	1.0	µg/L	1		SW-846 8260C	5/10/17	5/11/17 10:31	LBD
Trichlorofluoromethane (Freon 11)	ND	2.0	µg/L	1		SW-846 8260C	5/10/17	5/11/17 10:31	LBD
1,2,3-Trichloropropane	ND	1.0	µg/L	1		SW-846 8260C	5/10/17	5/11/17 10:31	LBD
1,1,2-Trichloro-1,2,2-trifluoroethane (Freon 113)	ND	0.50	µg/L	1		SW-846 8260C	5/10/17	5/11/17 10:31	LBD
1,2,4-Trimethylbenzene	ND	0.50	µg/L	1		SW-846 8260C	5/10/17	5/11/17 10:31	LBD
1,3,5-Trimethylbenzene	ND	0.50	µg/L	1		SW-846 8260C	5/10/17	5/11/17 10:31	LBD
Vinyl Chloride	ND	1.0	µg/L	1		SW-846 8260C	5/10/17	5/11/17 10:31	LBD
m+p Xylene	ND	2.0	µg/L	1		SW-846 8260C	5/10/17	5/11/17 10:31	LBD
o-Xylene	ND	1.0	µg/L	1		SW-846 8260C	5/10/17	5/11/17 10:31	LBD

Surrogates	% Recovery	Recovery Limits	Flag/Qual	
1,2-Dichloroethane-d4	86.4	70-130		5/11/17 10:31
Toluene-d8	97.5	70-130		5/11/17 10:31
4-Bromofluorobenzene	96.3	70-130		5/11/17 10:31

con-test® ANALYTICAL LABORATORY
39 Spruce Street * East Longmeadow, MA 01028 * FAX 413/525-6405 * TEL. 413/525-2332

Project Location: Simsbury, CT | Sample Description: | Work Order: 17E0401

Date Received: 5/8/2017

Field Sample #: DUP-1 | Sampled: 5/8/2017 00:00

Sample ID: 17E0401-08

Sample Matrix: Ground Water

Petroleum Hydrocarbons Analyses

Analyte	Results	RL	Units	Dilution	Flag/Qual	Method	Date Prepared	Date/Time Analyzed	Analyst
CT ETPH	ND	0.075	mg/L	1		CTDEP ETPH	5/12/17	5/15/17 13:40	SCS

Surrogates	% Recovery	Recovery Limits	Flag/Qual					
o-Terphenyl	54.3	50-150					5/15/17 13:40	

con-test® ANALYTICAL LABORATORY
39 Spruce Street * East Longmeadow, MA 01028 * FAX 413/525-6405 * TEL. 413/525-2332

Sample Extraction Data

Prep Method: SW-846 3510C-CTDEP ETPH

Lab Number [Field ID]	Batch	Initial [mL]	Final [mL]	Date
17E0401-01 [MW-201]	B176731	1000	1.00	05/12/17
17E0401-02 [MW-T3]	B176731	1000	1.00	05/12/17
17E0401-03 [CCA-2]	B176731	1000	1.00	05/12/17
17E0401-04 [MW-16]	B176731	1000	1.00	05/12/17
17E0401-06 [CCA-5]	B176731	1000	1.00	05/12/17
17E0401-08 [DUP-1]	B176731	1000	1.00	05/12/17

Prep Method: SW-846 3510C-CTDEP ETPH

Lab Number [Field ID]	Batch	Initial [mL]	Final [mL]	Date
17E0401-05RE1 [MW-15]	B176908	970	1.00	05/15/17
17E0401-07RE1 [MW-200]	B176908	1000	1.00	05/15/17

Prep Method: SW-846 3510C-SW-846 8082A

Lab Number [Field ID]	Batch	Initial [mL]	Final [mL]	Date
17E0401-01 [MW-201]	B176712	1000	10.0	05/12/17
17E0401-03 [CCA-2]	B176712	1000	10.0	05/12/17
17E0401-04 [MW-16]	B176712	1000	10.0	05/12/17
17E0401-05 [MW-15]	B176712	1000	10.0	05/12/17
17E0401-06 [CCA-5]	B176712	1000	10.0	05/12/17
17E0401-07 [MW-200]	B176712	1000	10.0	05/12/17

Prep Method: SW-846 5030B-SW-846 8260C

Lab Number [Field ID]	Batch	Initial [mL]	Final [mL]	Date
17E0401-01 [MW-201]	B176528	5	5.00	05/10/17
17E0401-03 [CCA-2]	B176528	5	5.00	05/10/17
17E0401-04 [MW-16]	B176528	5	5.00	05/10/17
17E0401-05 [MW-15]	B176528	5	5.00	05/10/17
17E0401-06 [CCA-5]	B176528	5	5.00	05/10/17
17E0401-07 [MW-200]	B176528	5	5.00	05/10/17
17E0401-08 [DUP-1]	B176528	5	5.00	05/10/17

con-test® ANALYTICAL LABORATORY
39 Spruce Street * East Longmeadow, MA 01028 * FAX 413/525-6405 * TEL. 413/525-2332

QUALITY CONTROL

Volatile Organic Compounds by GC/MS - Quality Control

Analyte	Result	Reporting Limit	Units	Spike Level	Source Result	%REC	%REC Limits	RPD	RPD Limit	Notes
Batch B176528 - SW-846 5030B										
Blank (B176528-BLK1)				Prepared: 05/10/17 Analyzed: 05/11/17						
Acetone	ND	10	µg/L							L-03, V-05
Acrylonitrile	ND	2.0	µg/L							
Benzene	ND	0.50	µg/L							
Bromobenzene	ND	0.50	µg/L							
Bromodichloromethane	ND	0.50	µg/L							
Bromoform	ND	0.50	µg/L							
Bromomethane	ND	1.0	µg/L							V-05
2-Butanone (MEK)	ND	5.0	µg/L							
n-Butylbenzene	ND	1.0	µg/L							
sec-Butylbenzene	ND	1.0	µg/L							
tert-Butylbenzene	ND	1.0	µg/L							
Carbon Disulfide	ND	5.0	µg/L							
Carbon Tetrachloride	ND	0.50	µg/L							
Chlorobenzene	ND	0.50	µg/L							
Chlorodibromomethane	ND	0.50	µg/L							
Chloroethane	ND	0.50	µg/L							
Chloroform	ND	0.50	µg/L							
Chloromethane	ND	0.60	µg/L							
2-Chlorotoluene	ND	0.50	µg/L							
4-Chlorotoluene	ND	0.50	µg/L							
1,2-Dibromo-3-chloropropane (DBCP)	ND	0.50	µg/L							
1,2-Dibromoethane (EDB)	ND	0.50	µg/L							
Dibromomethane	ND	0.50	µg/L							
1,2-Dichlorobenzene	ND	0.50	µg/L							
1,3-Dichlorobenzene	ND	0.50	µg/L							
1,4-Dichlorobenzene	ND	0.50	µg/L							
trans-1,4-Dichloro-2-butene	ND	2.0	µg/L							
Dichlorodifluoromethane (Freon 12)	ND	0.50	µg/L							
1,1-Dichloroethane	ND	0.50	µg/L							
1,2-Dichloroethane	ND	0.50	µg/L							
1,1-Dichloroethylene	ND	0.50	µg/L							
cis-1,2-Dichloroethylene	ND	0.50	µg/L							
trans-1,2-Dichloroethylene	ND	1.0	µg/L							
1,2-Dichloropropane	ND	0.50	µg/L							
1,3-Dichloropropane	ND	0.50	µg/L							
2,2-Dichloropropane	ND	0.50	µg/L							
1,1-Dichloropropene	ND	0.50	µg/L							
cis-1,3-Dichloropropene	ND	0.50	µg/L							
trans-1,3-Dichloropropene	ND	0.50	µg/L							
Ethylbenzene	ND	0.50	µg/L							
Hexachlorobutadiene	ND	0.60	µg/L							
2-Hexanone (MBK)	ND	5.0	µg/L							
Isopropylbenzene (Cumene)	ND	0.50	µg/L							
p-Isopropyltoluene (p-Cymene)	ND	0.50	µg/L							
Methyl tert-Butyl Ether (MTBE)	ND	0.50	µg/L							
Methylene Chloride	ND	5.0	µg/L							
4-Methyl-2-pentanone (MIBK)	ND	5.0	µg/L							
Naphthalene	ND	2.0	µg/L							
n-Propylbenzene	ND	1.0	µg/L							
Styrene	ND	1.0	µg/L							
1,1,1,2-Tetrachloroethane	ND	0.50	µg/L							
1,1,2,2-Tetrachloroethane	ND	0.50	µg/L							

con-test® ANALYTICAL LABORATORY
39 Spruce Street * East Longmeadow, MA 01028 * FAX 413/525-6405 * TEL. 413/525-2332

QUALITY CONTROL

Volatile Organic Compounds by GC/MS - Quality Control

Analyte	Result	Reporting Limit	Units	Spike Level	Source Result	%REC		%REC Limits	RPD	RPD Limit	Notes
Batch B176528 - SW-846 5030B											
Blank (B176528-BLK1)				Prepared: 05/10/17 Analyzed: 05/11/17							
Tetrachloroethylene	ND	1.0	µg/L								
Tetrahydrofuran	ND	10	µg/L								
Toluene	ND	1.0	µg/L								
1,2,3-Trichlorobenzene	ND	0.50	µg/L								
1,2,4-Trichlorobenzene	ND	0.50	µg/L								
1,1,1-Trichloroethane	ND	0.50	µg/L								
1,1,2-Trichloroethane	ND	0.50	µg/L								
Trichloroethylene	ND	1.0	µg/L								
Trichlorofluoromethane (Freon 11)	ND	2.0	µg/L								
1,2,3-Trichloropropane	ND	0.50	µg/L								
1,1,2-Trichloro-1,2,2-trifluoroethane (Freon 113)	ND	0.50	µg/L								
1,2,4-Trimethylbenzene	ND	0.50	µg/L								
1,3,5-Trimethylbenzene	ND	0.50	µg/L								
Vinyl Chloride	ND	1.0	µg/L								
m+p Xylene	ND	2.0	µg/L								
o-Xylene	ND	1.0	µg/L								
Surrogate: 1,2-Dichloroethane-d4	*22.0*		µg/L	25.0		87.8		70-130			
Surrogate: Toluene-d8	*24.7*		µg/L	25.0		98.9		70-130			
Surrogate: 4-Bromofluorobenzene	*24.0*		µg/L	25.0		96.2		70-130			
LCS (B176528-BS1)				Prepared: 05/10/17 Analyzed: 05/11/17							
Acetone	46.0	10	µg/L	100		**46.0**	*	70-130			L-03, V-05
Acrylonitrile	9.75	2.0	µg/L	10.0		97.5		70-130			
Benzene	9.80	0.50	µg/L	10.0		98.0		70-130			
Bromobenzene	10.2	0.50	µg/L	10.0		102		70-130			
Bromodichloromethane	9.34	0.50	µg/L	10.0		93.4		70-130			
Bromoform	9.62	0.50	µg/L	10.0		96.2		70-130			
Bromomethane	8.47	1.0	µg/L	10.0		84.7		70-130			V-05
2-Butanone (MEK)	72.7	5.0	µg/L	100		72.7		70-130			
n-Butylbenzene	10.2	1.0	µg/L	10.0		102		70-130			
sec-Butylbenzene	10.4	1.0	µg/L	10.0		104		70-130			
tert-Butylbenzene	9.87	1.0	µg/L	10.0		98.7		70-130			
Carbon Disulfide	108	5.0	µg/L	100		108		70-130			
Carbon Tetrachloride	9.61	0.50	µg/L	10.0		96.1		70-130			
Chlorobenzene	9.84	0.50	µg/L	10.0		98.4		70-130			
Chlorodibromomethane	9.59	0.50	µg/L	10.0		95.9		70-130			
Chloroethane	7.99	0.50	µg/L	10.0		79.9		70-130			
Chloroform	8.73	0.50	µg/L	10.0		87.3		70-130			
Chloromethane	8.45	0.60	µg/L	10.0		84.5		70-130			
2-Chlorotoluene	10.7	0.50	µg/L	10.0		107		70-130			
4-Chlorotoluene	10.6	0.50	µg/L	10.0		106		70-130			
1,2-Dibromo-3-chloropropane (DBCP)	9.08	0.50	µg/L	10.0		90.8		70-130			
1,2-Dibromoethane (EDB)	9.55	0.50	µg/L	10.0		95.5		70-130			
Dibromomethane	10.8	0.50	µg/L	10.0		108		70-130			
1,2-Dichlorobenzene	9.22	0.50	µg/L	10.0		92.2		70-130			
1,3-Dichlorobenzene	9.10	0.50	µg/L	10.0		91.0		70-130			
1,4-Dichlorobenzene	9.06	0.50	µg/L	10.0		90.6		70-130			
trans-1,4-Dichloro-2-butene	8.27	2.0	µg/L	10.0		82.7		70-130			
Dichlorodifluoromethane (Freon 12)	10.1	0.50	µg/L	10.0		101		70-130			
1,1-Dichloroethane	9.75	0.50	µg/L	10.0		97.5		70-130			
1,2-Dichloroethane	9.07	0.50	µg/L	10.0		90.7		70-130			
1,1-Dichloroethylene	8.15	0.50	µg/L	10.0		81.5		70-130			

con-test® ANALYTICAL LABORATORY
39 Spruce Street * East Longmeadow, MA 01028 * FAX 413/525-6405 * TEL. 413/525-2332

QUALITY CONTROL

Volatile Organic Compounds by GC/MS - Quality Control

Analyte	Result	Reporting Limit	Units	Spike Level	Source Result	%REC	%REC Limits	RPD	RPD Limit	Notes
Batch B176528 - SW-846 5030B										
LCS (B176528-BS1)				Prepared: 05/10/17 Analyzed: 05/11/17						
cis-1,2-Dichloroethylene	8.91	0.50	µg/L	10.0		89.1	70-130			
trans-1,2-Dichloroethylene	9.36	1.0	µg/L	10.0		93.6	70-130			
1,2-Dichloropropane	9.97	0.50	µg/L	10.0		99.7	70-130			
1,3-Dichloropropane	10.2	0.50	µg/L	10.0		102	70-130			
2,2-Dichloropropane	7.34	0.50	µg/L	10.0		73.4	70-130			
1,1-Dichloropropene	9.50	0.50	µg/L	10.0		95.0	70-130			
cis-1,3-Dichloropropene	9.97	0.50	µg/L	10.0		99.7	70-130			
trans-1,3-Dichloropropene	9.82	0.50	µg/L	10.0		98.2	70-130			
Ethylbenzene	10.6	0.50	µg/L	10.0		106	70-130			
Hexachlorobutadiene	9.74	0.60	µg/L	10.0		97.4	70-130			
2-Hexanone (MBK)	86.1	5.0	µg/L	100		86.1	70-130			
Isopropylbenzene (Cumene)	10.8	0.50	µg/L	10.0		108	70-130			
p-Isopropyltoluene (p-Cymene)	9.90	0.50	µg/L	10.0		99.0	70-130			
Methyl tert-Butyl Ether (MTBE)	9.40	0.50	µg/L	10.0		94.0	70-130			
Methylene Chloride	9.56	5.0	µg/L	10.0		95.6	70-130			
4-Methyl-2-pentanone (MIBK)	93.4	5.0	µg/L	100		93.4	70-130			
Naphthalene	9.12	2.0	µg/L	10.0		91.2	70-130			
n-Propylbenzene	10.7	1.0	µg/L	10.0		107	70-130			
Styrene	11.1	1.0	µg/L	10.0		111	70-130			
1,1,1,2-Tetrachloroethane	10.0	0.50	µg/L	10.0		100	70-130			
1,1,2,2-Tetrachloroethane	10.0	0.50	µg/L	10.0		100	70-130			
Tetrachloroethylene	9.80	1.0	µg/L	10.0		98.0	70-130			
Tetrahydrofuran	8.17	10	µg/L	10.0		81.7	70-130			
Toluene	10.6	1.0	µg/L	10.0		106	70-130			
1,2,3-Trichlorobenzene	9.32	0.50	µg/L	10.0		93.2	70-130			
1,2,4-Trichlorobenzene	9.37	0.50	µg/L	10.0		93.7	70-130			
1,1,1-Trichloroethane	8.76	0.50	µg/L	10.0		87.6	70-130			
1,1,2-Trichloroethane	9.82	0.50	µg/L	10.0		98.2	70-130			
Trichloroethylene	9.74	1.0	µg/L	10.0		97.4	70-130			
Trichlorofluoromethane (Freon 11)	9.28	2.0	µg/L	10.0		92.8	70-130			
1,2,3-Trichloropropane	10.0	0.50	µg/L	10.0		100	70-130			
1,1,2-Trichloro-1,2,2-trifluoroethane (Freon 113)	9.28	0.50	µg/L	10.0		92.8	70-130			
1,2,4-Trimethylbenzene	10.2	0.50	µg/L	10.0		102	70-130			
1,3,5-Trimethylbenzene	10.9	0.50	µg/L	10.0		109	70-130			
Vinyl Chloride	9.01	1.0	µg/L	10.0		90.1	70-130			
m+p Xylene	21.1	2.0	µg/L	20.0		106	70-130			
o-Xylene	10.4	1.0	µg/L	10.0		104	70-130			
Surrogate: 1,2-Dichloroethane-d4	*21.8*		µg/L	25.0		87.0	70-130			
Surrogate: Toluene-d8	*24.6*		µg/L	25.0		98.3	70-130			
Surrogate: 4-Bromofluorobenzene	*25.2*		µg/L	25.0		101	70-130			

con-test® ANALYTICAL LABORATORY
39 Spruce Street * East Longmeadow, MA 01028 * FAX 413/525-6405 * TEL. 413/525-2332

QUALITY CONTROL

Polychlorinated Biphenyls By GC/ECD - Quality Control

Analyte	Result	Reporting Limit	Units	Spike Level	Source Result	%REC	%REC Limits	RPD	RPD Limit	Notes
Batch B176712 - SW-846 3510C										
Blank (B176712-BLK1)				Prepared: 05/12/17 Analyzed: 05/15/17						
Aroclor-1016	ND	0.20	µg/L							
Aroclor-1016 [2C]	ND	0.20	µg/L							
Aroclor-1221	ND	0.20	µg/L							
Aroclor-1221 [2C]	ND	0.20	µg/L							
Aroclor-1232	ND	0.20	µg/L							
Aroclor-1232 [2C]	ND	0.20	µg/L							
Aroclor-1242	ND	0.20	µg/L							
Aroclor-1242 [2C]	ND	0.20	µg/L							
Aroclor-1248	ND	0.20	µg/L							
Aroclor-1248 [2C]	ND	0.20	µg/L							
Aroclor-1254	ND	0.20	µg/L							
Aroclor-1254 [2C]	ND	0.20	µg/L							
Aroclor-1260	ND	0.20	µg/L							
Aroclor-1260 [2C]	ND	0.20	µg/L							
Aroclor-1262	ND	0.20	µg/L							
Aroclor-1262 [2C]	ND	0.20	µg/L							
Aroclor-1268	ND	0.20	µg/L							
Aroclor-1268 [2C]	ND	0.20	µg/L							
Surrogate: Decachlorobiphenyl	*1.15*		µg/L	2.00		57.6	30-150			
Surrogate: Decachlorobiphenyl [2C]	*1.04*		µg/L	2.00		52.1	30-150			
Surrogate: Tetrachloro-m-xylene	*1.67*		µg/L	2.00		83.4	30-150			
Surrogate: Tetrachloro-m-xylene [2C]	*1.61*		µg/L	2.00		80.7	30-150			
LCS (B176712-BS1)				Prepared: 05/12/17 Analyzed: 05/15/17						
Aroclor-1016	0.52	0.20	µg/L	0.500		104	40-140			
Aroclor-1016 [2C]	0.51	0.20	µg/L	0.500		102	40-140			
Aroclor-1260	0.50	0.20	µg/L	0.500		100	40-140			
Aroclor-1260 [2C]	0.46	0.20	µg/L	0.500		92.0	40-140			
Surrogate: Decachlorobiphenyl	*1.96*		µg/L	2.00		97.8	30-150			
Surrogate: Decachlorobiphenyl [2C]	*1.80*		µg/L	2.00		90.0	30-150			
Surrogate: Tetrachloro-m-xylene	*1.61*		µg/L	2.00		80.4	30-150			
Surrogate: Tetrachloro-m-xylene [2C]	*1.57*		µg/L	2.00		78.4	30-150			
LCS Dup (B176712-BSD1)				Prepared: 05/12/17 Analyzed: 05/15/17						
Aroclor-1016	0.54	0.20	µg/L	0.500		108	40-140	3.60	20	
Aroclor-1016 [2C]	0.53	0.20	µg/L	0.500		106	40-140	2.95	20	
Aroclor-1260	0.51	0.20	µg/L	0.500		101	40-140	0.858	20	
Aroclor-1260 [2C]	0.47	0.20	µg/L	0.500		93.0	40-140	1.07	20	
Surrogate: Decachlorobiphenyl	*1.76*		µg/L	2.00		87.9	30-150			
Surrogate: Decachlorobiphenyl [2C]	*1.61*		µg/L	2.00		80.7	30-150			
Surrogate: Tetrachloro-m-xylene	*1.72*		µg/L	2.00		85.8	30-150			
Surrogate: Tetrachloro-m-xylene [2C]	*1.66*		µg/L	2.00		83.2	30-150			

con-test® ANALYTICAL LABORATORY
39 Spruce Street * East Longmeadow, MA 01028 * FAX 413/525-6405 * TEL. 413/525-2332

QUALITY CONTROL

Petroleum Hydrocarbons Analyses - Quality Control

Analyte	Result	Reporting Limit	Units	Spike Level	Source Result	%REC		%REC Limits	RPD	RPD Limit	Notes
Batch B176731 - SW-846 3510C											
Blank (B176731-BLK1)				Prepared: 05/12/17 Analyzed: 05/15/17							
CT ETPH	ND	0.075	mg/L								
Surrogate: o-Terphenyl	*0.0770*		mg/L	0.100		77.0		50-150			
LCS (B176731-BS1)				Prepared: 05/12/17 Analyzed: 05/15/17							
CT ETPH	0.662	0.075	mg/L	1.00		66.2		60-120			
Surrogate: o-Terphenyl	*0.0714*		mg/L	0.100		71.4		50-150			
LCS Dup (B176731-BSD1)				Prepared: 05/12/17 Analyzed: 05/15/17							
CT ETPH	0.524	0.075	mg/L	1.00		**52.4**	*	60-120	23.2	30	L-07
Surrogate: o-Terphenyl	*0.0489*		mg/L	0.100		**48.9**	*	50-150			S-23
Batch B176908 - SW-846 3510C											
Blank (B176908-BLK1)				Prepared: 05/15/17 Analyzed: 05/16/17							
CT ETPH	ND	0.075	mg/L								
Surrogate: o-Terphenyl	*0.0735*		mg/L	0.100		73.5		50-150			
LCS (B176908-BS1)				Prepared: 05/15/17 Analyzed: 05/16/17							
CT ETPH	0.672	0.075	mg/L	1.00		67.2		60-120			
Surrogate: o-Terphenyl	*0.0669*		mg/L	0.100		66.9		50-150			
LCS Dup (B176908-BSD1)				Prepared: 05/15/17 Analyzed: 05/16/17							
CT ETPH	0.713	0.075	mg/L	1.00		71.3		60-120	5.91	30	
Surrogate: o-Terphenyl	*0.0682*		mg/L	0.100		68.2		50-150			

con-test® ANALYTICAL LABORATORY
39 Spruce Street * East Longmeadow, MA 01028 * FAX 413/525-6405 * TEL. 413/525-2332

IDENTIFICATION SUMMARY FOR SINGLE COMPONENT ANALYTES

SW-846 8082A

LCS

Lab Sample ID: B176712-BS1 Date(s) Analyzed 05/15/2017 05/15/2017

Instrument ID (1): Instrument ID (2):

GC Column (1): ID: (mm) GC Column (2): ID: (mm)

ANALYTE	COL	RT	RT WINDOW		CONCENTRATION	%RPD
			FROM	TO		
Aroclor-1016	1	0.000	0.000	0.000	0.52	
	2	0.000	0.000	0.000	0.51	1.9
Aroclor-1260	1	0.000	0.000	0.000	0.50	
	2	0.000	0.000	0.000	0.46	8.3

con-test® ANALYTICAL LABORATORY
39 Spruce Street * East Longmeadow, MA 01028 * FAX 413/525-6405 * TEL. 413/525-2332

IDENTIFICATION SUMMARY FOR SINGLE COMPONENT ANALYTES

SW-846 8082A

LCS Dup

Lab Sample ID: B176712-BSD1 Date(s) Analyzed 05/15/2017 05/15/2017

Instrument ID (1): Instrument ID (2):

GC Column (1): ID: (mm) GC Column (2): ID: (mm)

ANALYTE	COL	RT	RT WINDOW		CONCENTRATION	%RPD
			FROM	TO		
Aroclor-1016	1	0.000	0.000	0.000	0.54	
	2	0.000	0.000	0.000	0.53	1.9
Aroclor-1260	1	0.000	0.000	0.000	0.51	
	2	0.000	0.000	0.000	0.47	8.2

con-test® ANALYTICAL LABORATORY
39 Spruce Street * East Longmeadow, MA 01028 * FAX 413/525-6405 * TEL. 413/525-2332

FLAG/QUALIFIER SUMMARY

*	QC result is outside of established limits.
†	Wide recovery limits established for difficult compound.
‡	Wide RPD limits established for difficult compound.
#	Data exceeded client recommended or regulatory level
ND	Not Detected
RL	Reporting Limit
DL	Method Detection Limit
MCL	Maximum Contaminant Level
	Percent recoveries and relative percent differences (RPDs) are determined by the software using values in the calculation which have not been rounded.
	No results have been blank subtracted unless specified in the case narrative section.
L-03	Laboratory fortified blank/laboratory control sample recovery is outside of control limits. Reported value for this compound is likely to be biased on the low side.
L-07	Either laboratory fortified blank/laboratory control sample or duplicate recovery is outside of control limits, but the other is within limits. RPD between the two LFB/LCS results is within method specified criteria.
S-23	Surrogate recovery outside of control limits in BS/MS spiked sample, all reported analytes are within control criteria, data not significantly affected.
V-05	Continuing calibration did not meet method specifications and was biased on the low side for this compound. Increased uncertainty is associated with the reported value which is likely to be biased on the low side.

con-test® ANALYTICAL LABORATORY
39 Spruce Street * East Longmeadow, MA 01028 * FAX 413/525-6405 * TEL. 413/525-2332

CERTIFICATIONS

Certified Analyses included in this Report

Analyte	Certifications
CTDEP ETPH in Water	
CT ETPH	CT
SW-846 8082A in Water	
Aroclor-1016	CT,NH,NY,NC,ME,VA
Aroclor-1016 [2C]	CT,NH,NY,NC,ME,VA
Aroclor-1221	CT,NH,NY,NC,ME,VA
Aroclor-1221 [2C]	CT,NH,NY,NC,ME,VA
Aroclor-1232	CT,NH,NY,NC,ME,VA
Aroclor-1232 [2C]	CT,NH,NY,NC,ME,VA
Aroclor-1242	CT,NH,NY,NC,ME,VA
Aroclor-1242 [2C]	CT,NH,NY,NC,ME,VA
Aroclor-1248	CT,NH,NY,NC,ME,VA
Aroclor-1248 [2C]	CT,NH,NY,NC,ME,VA
Aroclor-1254	CT,NH,NY,NC,ME,VA
Aroclor-1254 [2C]	CT,NH,NY,NC,ME,VA
Aroclor-1260	CT,NH,NY,NC,ME,VA
Aroclor-1260 [2C]	CT,NH,NY,NC,ME,VA
Aroclor-1262	NH,NY,NC,ME,VA
Aroclor-1262 [2C]	NH,NY,NC,ME,VA
Aroclor-1268	NH,NY,NC,ME,VA
Aroclor-1268 [2C]	NH,NY,NC,ME,VA
SW-846 8260C in Water	
Acetone	CT,NH,NY,ME
Acrylonitrile	CT,NY,ME
Benzene	CT,NH,NY,ME
Bromobenzene	NY
Bromodichloromethane	CT,NH,NY,ME
Bromoform	CT,NH,NY,ME
Bromomethane	CT,NH,NY,ME
2-Butanone (MEK)	CT,NH,NY,ME
n-Butylbenzene	NY,ME
sec-Butylbenzene	NY,ME
tert-Butylbenzene	NY,ME
Carbon Disulfide	CT,NH,NY,ME
Carbon Tetrachloride	CT,NH,NY,ME
Chlorobenzene	CT,NH,NY,ME
Chlorodibromomethane	CT,NH,NY,ME
Chloroethane	CT,NH,NY,ME
Chloroform	CT,NH,NY,ME
Chloromethane	CT,NH,NY,ME
2-Chlorotoluene	NY,ME
4-Chlorotoluene	NY,ME
Dibromomethane	NH,NY,ME
1,2-Dichlorobenzene	CT,NY,ME
1,3-Dichlorobenzene	CT,NH,NY,ME
1,4-Dichlorobenzene	CT,NH,NY,ME
trans-1,4-Dichloro-2-butene	NH,NY,ME

con-test® ANALYTICAL LABORATORY
39 Spruce Street * East Longmeadow, MA 01028 * FAX 413/525-6405 * TEL. 413/525-2332

CERTIFICATIONS

Certified Analyses included in this Report

Analyte	Certifications
SW-846 8260C in Water	
Dichlorodifluoromethane (Freon 12)	NH,NY,ME
1,1-Dichloroethane	CT,NH,NY,ME
1,2-Dichloroethane	CT,NH,NY,ME
1,1-Dichloroethylene	CT,NH,NY,ME
cis-1,2-Dichloroethylene	NY,ME
trans-1,2-Dichloroethylene	CT,NH,NY,ME
1,2-Dichloropropane	CT,NH,NY,ME
1,3-Dichloropropane	NY,ME
2,2-Dichloropropane	NH,NY,ME
1,1-Dichloropropene	NH,NY,ME
cis-1,3-Dichloropropene	CT,NH,NY,ME
trans-1,3-Dichloropropene	CT,NH,NY,ME
Ethylbenzene	CT,NH,NY,ME
Hexachlorobutadiene	CT,NH,NY,ME
2-Hexanone (MBK)	CT,NH,NY,ME
Isopropylbenzene (Cumene)	NY,ME
p-Isopropyltoluene (p-Cymene)	CT,NH,NY,ME
Methyl tert-Butyl Ether (MTBE)	CT,NH,NY,ME
Methylene Chloride	CT,NH,NY,ME
4-Methyl-2-pentanone (MIBK)	CT,NH,NY,ME
Naphthalene	NH,NY,ME
n-Propylbenzene	CT,NH,NY,ME
Styrene	CT,NH,NY,ME
1,1,1,2-Tetrachloroethane	CT,NH,NY,ME
1,1,2,2-Tetrachloroethane	CT,NH,NY,ME
Tetrachloroethylene	CT,NH,NY,ME
Toluene	CT,NH,NY,ME
1,2,3-Trichlorobenzene	NH,NY,ME
1,2,4-Trichlorobenzene	CT,NH,NY,ME
1,1,1-Trichloroethane	CT,NH,NY,ME
1,1,2-Trichloroethane	CT,NH,NY,ME
Trichloroethylene	CT,NH,NY,ME
Trichlorofluoromethane (Freon 11)	CT,NH,NY,ME
1,2,3-Trichloropropane	NH,NY,ME
1,1,2-Trichloro-1,2,2-trifluoroethane (Freon 113)	NY
1,2,4-Trimethylbenzene	NY,ME
1,3,5-Trimethylbenzene	NY,ME
Vinyl Chloride	CT,NH,NY,ME
m+p Xylene	NH,NY,ME
o-Xylene	NH,NY,ME

con-test® ANALYTICAL LABORATORY
39 Spruce Street * East Longmeadow, MA 01028 * FAX 413/525-6405 * TEL. 413/525-2332

The CON-TEST Environmental Laboratory operates under the following certifications and accreditations:

Code	Description	Number	Expires
AIHA	AIHA-LAP, LLC - ISO17025:2005	100033	02/1/2018
MA	Massachusetts DEP	M-MA100	06/30/2017
CT	Connecticut Department of Publilc Health	PH-0567	09/30/2017
NY	New York State Department of Health	10899 NELAP	04/1/2018
NH-S	New Hampshire Environmental Lab	2516 NELAP	02/5/2018
RI	Rhode Island Department of Health	LAO00112	12/30/2017
NC	North Carolina Div. of Water Quality	652	12/31/2017
NJ	New Jersey DEP	MA007 NELAP	06/30/2017
FL	Florida Department of Health	E871027 NELAP	06/30/2017
VT	Vermont Department of Health Lead Laboratory	LL015036	07/30/2017
ME	State of Maine	2011028	06/9/2017
VA	Commonwealth of Virginia	460217	12/14/2017
NH-P	New Hampshire Environmental Lab	2557 NELAP	09/6/2017

17E0401

con-test ANALYTICAL LABORATORY

Phone: 413-525-2332
Fax: 413-525-6405
Email: info@contestlabs.com

http://www.contestlabs.com

Doc # 381 Rev 0 5 8 2015

CHAIN OF CUSTODY RECORD

39 Spruce Street
East Longmeadow, MA 01028

Page 1 of 1

Company Name:	Weston & Sampson - (for Eversource Energy)
Address:	273 Dividend Road, Rocky Hill, CT 06067
Phone:	(860) 513-1473
Project Name:	Simsbury AWC
Project Location:	Simsbury, CT
Project Number:	Bill W&S directly
Project Manager:	Jeff Willson
Con-Test Bid:	n/a
Invoice Recipient:	Jeff Willson
Sampled By:	Will Sirotnak

Requested Turnaround Time
7-Day ☐ 10-Day ☐
Other: ☑ 5-7 Bus. Days

Rush-Approval Required
1-Day ☐ 3-Day ☐
2-Day ☐ 4-Day ☐

Data Delivery
Format: PDF ☑ EXCEL ☑
Other:
Enhanced Data Package Required: ☐
Email To: yellenl@wseinc.com
Fax To #: sirotnakw@wseinc.com

ANALYSIS REQUESTED

Con-Test Work Order#	Client Sample ID / Description	Beginning Date/Time	Ending Date/Time	Composite	Grab	[1]Matrix Code	Conc Code	VOCs	PCBs	ETPH	# of Containers	[2] Preservation Code	[3] Container Code
1	MW-201	5/8/17	900		X	GW	U	X	X	X			
2	MW-T3		950							X			
3	CCA-2		1045					X	X	X			
4	MW-16		1140					X	X	X			
5	MW-15		1250					X	X	X			
6	CCA-5		1345					X	X	X			
7	MW-200		1500					X	X	X			
8	Dup-1	↓						X		X			

Dissolved Metals Samples
○ Field Filtered
○ Lab to Filter

Orthophosphate Samples
○ Field Filtered
○ Lab to Filter

[1] Matrix Codes:
GW = Ground Water
WW = Waste Water
DW = Drinking Water
A = Air
S = Soil/Solid
SL = Sludge
O = Other (please define)

[2] Preservation Codes:
I = Iced
H = HCL
M = Methanol
N = Nitric Acid
S = Sulfuric Acid
B = Sodium Bisulfate
X = Sodium Hydroxide
T = Sodium Thiosulfate
O = Other (please define)

[3] Container Codes:
A = Amber Glass
G = Glass
P = Plastic
ST = Sterile
V = Vial
S = Summa Canister
T = Tedlar Bag
O = Other (please define)

Comments: (1) Please bill Weston & Sampson directly.

Please use the following codes to indicate possible sample concentration within the **Conc Code** column above:
H - High; M - Medium; L - Low; C - Clean; U - Unknown

Relinquished by: (signature)	Date/Time:
	5/8/17
Received by: (signature)	Date/Time:
	5/8/17 4:00
Relinquished by: (signature)	Date/Time:
	5/8/17 5:00
Received by: (signature)	Date/Time:
	5/8/17 1700
Relinquished by: (signature)	Date/Time:
Received by: (signature)	Date/Time:

Detection Limit Requirements
MA:
GW-1: CTDEEP RSRs (includes RES DEC & GA PMC)
Other:

Program Information
○ MCP Analytical Certification Form Required
● RCP Analysis Certification Form Required
○ MA State DW Form Required
PWSID # _____

NELAC and AIHA-LAP, LLC Accredited

TURNAROUND TIME (BUSINESS DAYS) STARTS AT 9:00 AM THE DAY AFTER SAMPLE RECEIPT UNLESS THERE ARE QUESTIONS ON THIS CHAIN. IF THIS FORM IS NOT FILLED OUT COMPLETELY OR IS INCORRECT, TURNAROUND TIME CANNOT START UNTIL ALL QUESTIONS HAVE BEEN ANSWERED.

PLEASE BE CAREFUL NOT TO CONTAMINATE THIS DOCUMENT

Table of Contents

39 Spruce St.
East Longmeadow, MA. 01028
P: 413-525-2332
F: 413-525-6405
www.contestlabs.com

con-test® ANALYTICAL LABORATORY

Page 1 of 2

Sample Receipt Checklist

CLIENT NAME: Weston & Sampson RECEIVED BY: JM DATE: 5/8/17

1) **Was the chain(s) of custody relinquished and signed?** Yes ✓ No ____ No COC Incl.

2) **Does the chain agree with the samples?** Yes ✓ No ____
If not, explain:

3) **Are all the samples in good condition?** Yes ✓ No ____
If not, explain:

4) **How were the samples received:**
On Ice ✓ Direct from Sampling ____ Ambient ____ In Cooler(s) ✓

Were the samples received in Temperature Compliance of (2-6°C)? Yes ✓ No ____ N/A ____

Temperature °C by Temp blank ____ # ____ Temperature °C by Temp gun 5.9 # 2

5) **Are there Dissolved samples for the lab to filter?** Yes ____ No ✓
Who was notified ____ Date ____ Time ____

6) **Are there any RUSH or SHORT HOLDING TIME samples?** Yes ____ No ✓
Who was notified ____ Date ____ Time ____

7) **Location where samples are stored:** Login

Permission to subcontract samples? Yes No
(Walk-in clients only) if not already approved
Client Signature: ____

8) **Do all samples have the proper Acid pH:** Yes ____ No ____ N/A ✓

9) **Do all samples have the proper Base pH:** Yes ____ No ____ N/A ✓

10) **Was the PC notified of any discrepancies with the CoC vs the samples:** Yes ____ N/A ✓

Containers received at Con-Test

	# of containers		# of containers
1 Liter Amber	28	16 oz amber	
500 mL Amber		8 oz amber/clear jar	
250 mL Amber (8oz amber)		4 oz amber/clear jar	
1 Liter Plastic		2 oz amber/clear jar	
500 mL Plastic		Plastic Bag / Ziploc	
250 mL plastic		SOC Kit	
40 mL Vial - type listed below	21	Perchlorate Kit	
Colisure / bacteria bottle		Flashpoint bottle	
Dissolved Oxygen bottle		Other glass jar	
Encore		Other	

40 mL vials: # HCl 21 # Methanol ____ Time and Date Frozen:
Bisulfate ____ # DI Water ____
Thiosulfate ____ Unpreserved ____

Doc# 277
Rev. 4 August 2013

Page 2 of 2

Login Sample Receipt Checklist

(Rejection Criteria Listing - Using Sample Acceptance Policy)

Any False statement will be brought to the attention of Client

Question	Answer (True/False) T/F/NA	Comment
1) The cooler's custody seal, if present, is intact.	N/A	
2) The cooler or samples do not appear to have been compromised or tampered with.	T	
3) Samples were received on ice.	T	
4) Cooler Temperature is acceptable.	T	
5) Cooler Temperature is recorded.	T	
6) COC is filled out in ink and legible.	T	
7) COC is filled out with all pertinent information.	T	
8) Field Sampler's name present on COC.	T	
9) There are no discrepancies between the sample IDs on the container and the COC.	T	
10) Samples are received within Holding Time.	T	
11) Sample containers have legible labels.	T	
12) Containers are not broken or leaking.	T	
13) Air Cassettes are not broken/open.	N/A	
14) Sample collection date/times are provided.	T	
15) Appropriate sample containers are used.	T	
16) Proper collection media used.	T	
17) No headspace sample bottles are completely filled.	T	
18) There is sufficient volume for all requsted analyses, including any requested MS/MSDs.	T	
19) Trip blanks provided if applicable.	N/A	
20) VOA sample vials do not have head space or bubble is <6mm (1/4") in diameter.	T	
21) Samples do not require splitting or compositing.	T	

Who notified of False statements? **Date/Time:**

Doc #277 Rev. 4 August 2013 **Log-In Technician Initials:** JM **Date/Time:** 5/8/17 1700

D:\HPCHEM\1\DATA\A051517\A0515014.D

CT ETPH DISCRIMINATION CHECK

Date Acquired	5/15/17
Data File Name	A0515014.D
Sample Name	ETPH 1500
Instrument Name	5890DFID

Compound	Ret Time	Target Response	Average Response	*%D +/- 20
c - 9	1.16	413961	434998	-5
c - 10	1.51	417042	434998	-4
c - 12	2.25	423732	434998	-3
c - 14	2.93	429292	434998	-1
c - 16	3.54	440283	434998	1
c - 18	4.14	440027	434998	1
o-Terphenyl	4.42	489541	434998	
c - 20	4.75	451989	434998	4
c - 22	5.27	460393	434998	6
c - 24	5.71	431129	434998	-1
c - 26	6.11	456241	434998	5
c - 28	6.47	454186	434998	4
c - 30	6.80	451236	434998	4
c - 32	7.11	431582	434998	-1
c - 34	7.40	421588	434998	-3
c - 36	7.70	402292	434998	-8

* One compound allowed %D </= 50%

Samples

17E0396-01@20X
17E0396-02@20X
17E0251-08@200X
17E0251-03
17E0405-03
17E0405-02
17E0407-04

D:\HPCHEM\1\DATA\A051517.SEC\A0515007.D

CT ETPH DISCRIMINATION CHECK

Date Acquired	5/15/17
Data File Name	A0515007.D
Sample Name	ETPH 1500
Instrument Name	5890DFID

Compound	Ret Time	Target Response	Average Response	*%D +/- 20
c - 9	1.20	516835	522980	-1
c - 10	1.55	520997	522980	0
c - 12	2.28	531137	522980	2
c - 14	2.95	534958	522980	2
c - 16	3.55	542112	522980	4
c - 18	4.15	533700	522980	2
o-Terphenyl	4.44	589713	522980	
c - 20	4.76	542257	522980	4
c - 22	5.27	547170	522980	5
c - 24	5.71	511262	522980	-2
c - 26	6.10	540197	522980	3
c - 28	6.46	534901	522980	2
c - 30	6.79	526418	522980	1
c - 32	7.10	501183	522980	-4
c - 34	7.39	488392	522980	-7
c - 36	7.69	473180	522980	-10

* One compound allowed %D </= 50%

Samples

17E0401-01
17E0401-03
17E0401-04
17E0401-06
17E0401-08
17E0407-01
17E0407-02
17E0407-03

D:\HPCHEM\1\DATA\A051517.SEC\A0515041.D

CT ETPH DISCRIMINATION CHECK

Date Acquired	5/15/17
Data File Name	A0515041.D
Sample Name	ETPH 1500
Instrument Name	5890DFID

Compound	Ret Time	Target Response	Average Response	*%D +/- 20
c - 9	1.19	535873	548120	-2
c - 10	1.55	540751	548120	-1
c - 12	2.28	553971	548120	1
c - 14	2.95	560032	548120	2
c - 16	3.55	567461	548120	4
c - 18	4.15	558938	548120	2
o-Terphenyl	4.44	616249	548120	
c - 20	4.76	567663	548120	4
c - 22	5.27	572667	548120	4
c - 24	5.71	534050	548120	-3
c - 26	6.10	564223	548120	3
c - 28	6.46	560878	548120	2
c - 30	6.79	557036	548120	2
c - 32	7.10	532662	548120	-3
c - 34	7.40	516758	548120	-6
c - 36	7.69	498841	548120	-9

* One compound allowed %D </= 50%

Samples

17E0401-02@5X

D:\HPCHEM\1\DATA\A051517.SEC\A0515045.D

CT ETPH DISCRIMINATION CHECK

Date Acquired	5/15/17
Data File Name	A0515045.D
Sample Name	ETPH 1500
Instrument Name	5890DFID

Compound	Ret Time	Target Response	Average Response	*%D +/- 20
c - 9	1.20	535483	545605	-2
c - 10	1.55	541250	545605	-1
c - 12	2.28	553530	545605	1
c - 14	2.95	558576	545605	2
c - 16	3.55	565549	545605	4
c - 18	4.15	555927	545605	2
o-Terphenyl	4.44	612379	545605	
c - 20	4.76	564435	545605	3
c - 22	5.27	568437	545605	4
c - 24	5.71	531001	545605	-3
c - 26	6.10	561115	545605	3
c - 28	6.46	557123	545605	2
c - 30	6.79	552593	545605	1
c - 32	7.10	528663	545605	-3
c - 34	7.40	513693	545605	-6
c - 36	7.69	496703	545605	-9

* One compound allowed %D </= 50%

Samples

17E0436-01
17E0436-06
17E0436-08
17E0436-10
17E0436-13
17E0436-14
17E0436-15
17E0447-04@5X
17E0447-10@10X

D:\HPCHEM\1\DATA\A051617.SEC\A0516007.D

CT ETPH DISCRIMINATION CHECK

Date Acquired	5/16/17
Data File Name	A0516007.D
Sample Name	ETPH 1500
Instrument Name	5890DFID

Compound	Ret Time	Target Response	Average Response	*%D +/- 20
c - 9	1.20	516866	523494	-1
c - 10	1.55	518677	523494	-1
c - 12	2.28	530262	523494	1
c - 14	2.95	536051	523494	2
c - 16	3.55	544803	523494	4
c - 18	4.15	536350	523494	2
o-Terphenyl	4.44	590186	523494	
c - 20	4.76	544141	523494	4
c - 22	5.27	549728	523494	5
c - 24	5.71	514702	523494	-2
c - 26	6.10	542485	523494	4
c - 28	6.46	535636	523494	2
c - 30	6.79	525908	523494	0
c - 32	7.10	499917	523494	-5
c - 34	7.39	486767	523494	-7
c - 36	7.69	470122	523494	-10

* One compound allowed %D </= 50%

Samples

17E0401-05RE1
17E0401-07RE1

REASONABLE CONFIDENCE PROTOCOL
LABORATORY ANALYSIS QA/QC CERTIFICATION FORM

Laboratory Name: Con-Test Analytical Laboratory

Client: Weston & Sampson

Project Location: Simsbury, CT

Project Number: 17E0401

Laboratory Sample ID(s):
17E0401-01 thru 17E0401-08

Sample Date(s):
05/08/2017

List RCP Methods Used:
CTDEP ETPH, SW-846 8082A, SW-846 8260C

1	For each analytical method referenced in this laboratory report package, were all specified QA/QC performance criteria followed, including the requirement to explain any criteria falling outside of acceptable guidelines, as specified in the CTDEP method-specific Reasonable Confidence Protocol documents?	☑ Yes ☐ No
1A	Were the method specified preservation and holding time requirements met?	☑ Yes ☐ No
1B	VPH and EPH Methods only: Was the VPH and EPH method conducted without significant modifications (see Section 11.3 of respective RCP methods)?	☐ Yes ☐ No ☑ N/A
2	Were all samples received by the laboratory in a condition consistent with that described on the associated chain-of-custody document(s)?	☑ Yes ☐ No
3	Were samples received at an appropriate temperature (< 6 degrees C.)?	☑ Yes ☐ No ☐ N/A
4	Were all QA/QC performance criteria specified in the CTDEP Reasonable Confidence Protocol documents achieved?	☐ Yes ☑ No
5A	Were reporting limits specified or referenced on the chain-of-custody?	☑ Yes ☐ No
5B	Were these reporting limits met?	☐ Yes ☑ No
6	For each analytical method referenced in this laboratory report package, were results reported for all constituents identified in the method-specific analyte lists presented in the Reasonable Confidence Protocol documents?	☑ Yes ☐ No
7	Are project-specific matrix spikes and laboratory duplicates included in this data set?	☐ Yes ☑ No

Notes: For all questions to which the response was "No" (with the exception of question #7), additional information must be provided in an attached narrative. If the answer to question #1, #1A, or #1B is "No", the data package does not meet the requirements for "Reasonable Confidence."
This form may not be altered and all questions must be answered.

I, the undersigned, attest under the pains and penalties of perjury that, to the best of my knowledge and belief and based upon my personal inquiry of those responsible for providing the information contained in this analytical report, such information is accurate and complete.

Authorized Signature: Lisa Worthington **Position:** **Project Manager**

Printed Name: **Lisa A. Worthington** **Date:** **05/16/17**

Name of Laboratory: **Con-Test Analytical Laboratory**

This certification form is to be used for RCP methods only.

con-test® ANALYTICAL LABORATORY
39 Spruce Street * East Longmeadow, MA 01028 * FAX 413/525-6405 * TEL. 413/525-2332

July 12, 2017

Jeff Willson
Weston & Sampson
273 Dividend Road
Rocky Hill, CT 06067

Project Location: Simsbury AWC
Client Job Number:
Project Number: [none]
Laboratory Work Order Number: 17G0098

Enclosed are results of analyses for samples received by the laboratory on July 5, 2017. If you have any questions concerning this report, please feel free to contact me.

Sincerely,



James M. Georgantas
Project Manager

Table of Contents

Sample Summary 3
Case Narrative 4
Sample Results 5
17G0098-01 5
17G0098-02 6
17G0098-03 7
17G0098-04 8
17G0098-05 9
17G0098-06 13
Sample Preparation Information 15
QC Data 16
Volatile Organic Compounds by GC/MS 16
B181183 16
Petroleum Hydrocarbons Analyses 19
B181307 19
Metals Analyses (Total) 20
B181054 20
B181214 20
Flag/Qualifier Summary 21
Certifications 22
Chain of Custody/Sample Receipt 25

con-test® ANALYTICAL LABORATORY
39 Spruce Street * East Longmeadow, MA 01028 * FAX 413/525-6405 * TEL. 413/525-2332

Weston & Sampson
273 Dividend Road
Rocky Hill, CT 06067
ATTN: Jeff Willson

REPORT DATE: 7/12/2017

PURCHASE ORDER NUMBER: 02274021 Rel #6

PROJECT NUMBER: [none]

ANALYTICAL SUMMARY

WORK ORDER NUMBER: 17G0098

The results of analyses performed on the following samples submitted to the CON-TEST Analytical Laboratory are found in this report.

PROJECT LOCATION: Simsbury AWC

FIELD SAMPLE #	LAB ID:	MATRIX	SAMPLE DESCRIPTION	TEST	SUB LAB
MW-2A	17G0098-01	Ground Water		CTDEP ETPH	
MW-CCA-2	17G0098-02	Ground Water		CTDEP ETPH	
MW-16	17G0098-03	Ground Water		CTDEP ETPH	
MW-15	17G0098-04	Ground Water		CTDEP ETPH	
MW-CCA-1	17G0098-05	Ground Water		CTDEP ETPH	
				SW-846 6020A-B	
				SW-846 7470A	
				SW-846 8260C	
Trip Blank	17G0098-06	Trip Blank Water		SW-846 8260C	

39 Spruce Street * East Longmeadow, MA 01028 * FAX 413/525-6405 * TEL. 413/525-2332

CASE NARRATIVE SUMMARY

All reported results are within defined laboratory quality control objectives unless listed below or otherwise qualified in this report.

SW-846 8260C

Qualifications:

L-03

Laboratory fortified blank/laboratory control sample recovery is outside of control limits. Reported value for this compound is likely to be biased on the low side.

Analyte & Samples(s) Qualified:

Acetone
17G0098-05[MW-CCA-1], 17G0098-06[Trip Blank], B181183-BLK1, B181183-BS1

Carbon Disulfide
17G0098-05[MW-CCA-1], 17G0098-06[Trip Blank], B181183-BLK1, B181183-BS1

Dichlorodifluoromethane (Freon 1
17G0098-05[MW-CCA-1], 17G0098-06[Trip Blank], B181183-BLK1, B181183-BS1

V-05

Continuing calibration did not meet method specifications and was biased on the low side for this compound. Increased uncertainty is associated with the reported value which is likely to be biased on the low side.

Analyte & Samples(s) Qualified:

Acetone
17G0098-05[MW-CCA-1], 17G0098-06[Trip Blank], B181183-BLK1, B181183-BS1

Carbon Disulfide
17G0098-05[MW-CCA-1], 17G0098-06[Trip Blank], B181183-BLK1, B181183-BS1

Dichlorodifluoromethane (Freon 1
17G0098-05[MW-CCA-1], 17G0098-06[Trip Blank], B181183-BLK1, B181183-BS1

SW-846 6010C/D SW-846 6020A/B

For NC, Metals methods SW-846 6010D and SW-846 6020B are followed, and for all other states methods SW-846 6010C and SW-846 6020A are followed.

SW-846 8260C

All water reporting limits specified on the chain-of-custody were met except for Acrylonitrile, where the most protective criteria are not met since the laboratory cannot achieve the required RCP calibration criteria at these levels, unless otherwise listed in this narrative.

The results of analyses reported only relate to samples submitted to the Con-Test Analytical Laboratory for testing.
I certify that the analyses listed above, unless specifically listed as subcontracted, if any, were performed under my direction according to the approved methodologies listed in this document, and that based upon my inquiry of those individuals immediately responsible for obtaining the information, the material contained in this report is, to the best of my knowledge and belief, accurate and complete.

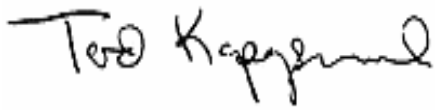

Tod E. Kopyscinski
Laboratory Director

con-test® ANALYTICAL LABORATORY
39 Spruce Street * East Longmeadow, MA 01028 * FAX 413/525-6405 * TEL. 413/525-2332

Project Location: Simsbury AWC | Sample Description: | Work Order: 17G0098

Date Received: 7/5/2017

Field Sample #: MW-2A | Sampled: 7/5/2017 10:10

Sample ID: 17G0098-01

Sample Matrix: Ground Water

Petroleum Hydrocarbons Analyses

Analyte	Results	RL	Units	Dilution	Flag/Qual	Method	Date Prepared	Date/Time Analyzed	Analyst
CT ETPH	ND	0.075	mg/L	1		CTDEP ETPH	7/11/17	7/12/17 14:57	PJG

Surrogates	% Recovery	Recovery Limits	Flag/Qual				
o-Terphenyl	81.3	50-150				7/12/17 14:57	

con-test® ANALYTICAL LABORATORY
39 Spruce Street * East Longmeadow, MA 01028 * FAX 413/525-6405 * TEL. 413/525-2332

Project Location: Simsbury AWC | Sample Description: | Work Order: 17G0098

Date Received: 7/5/2017

Field Sample #: MW-CCA-2 | Sampled: 7/5/2017 10:45

Sample ID: 17G0098-02

Sample Matrix: Ground Water

Petroleum Hydrocarbons Analyses

Analyte	Results	RL	Units	Dilution	Flag/Qual	Method	Date Prepared	Date/Time Analyzed	Analyst
CT ETPH	ND	0.075	mg/L	1		CTDEP ETPH	7/11/17	7/12/17 15:16	PJG

Surrogates	% Recovery	Recovery Limits	Flag/Qual				
o-Terphenyl	80.4	50-150				7/12/17 15:16	

con-test® ANALYTICAL LABORATORY
39 Spruce Street * East Longmeadow, MA 01028 * FAX 413/525-6405 * TEL. 413/525-2332

Project Location: Simsbury AWC | Sample Description: | Work Order: 17G0098

Date Received: 7/5/2017

Field Sample #: MW-16 | Sampled: 7/5/2017 11:30

Sample ID: 17G0098-03

Sample Matrix: Ground Water

Petroleum Hydrocarbons Analyses

Analyte	Results	RL	Units	Dilution	Flag/Qual	Method	Date Prepared	Date/Time Analyzed	Analyst
CT ETPH	ND	0.075	mg/L	1		CTDEP ETPH	7/11/17	7/12/17 15:35	PJG

Surrogates	% Recovery	Recovery Limits	Flag/Qual					
o-Terphenyl	83.3	50-150					7/12/17 15:35	

con-test® ANALYTICAL LABORATORY
39 Spruce Street * East Longmeadow, MA 01028 * FAX 413/525-6405 * TEL. 413/525-2332

Project Location: Simsbury AWC | Sample Description: | Work Order: 17G0098

Date Received: 7/5/2017

Field Sample #: MW-15 | Sampled: 7/5/2017 12:00

Sample ID: 17G0098-04

Sample Matrix: Ground Water

Petroleum Hydrocarbons Analyses

Analyte	Results	RL	Units	Dilution	Flag/Qual	Method	Date Prepared	Date/Time Analyzed	Analyst
CT ETPH	ND	0.075	mg/L	1		CTDEP ETPH	7/11/17	7/12/17 15:54	PJG

Surrogates	% Recovery	Recovery Limits	Flag/Qual				
o-Terphenyl	81.5	50-150				7/12/17 15:54	

con-test® ANALYTICAL LABORATORY
39 Spruce Street * East Longmeadow, MA 01028 * FAX 413/525-6405 * TEL. 413/525-2332

Project Location: Simsbury AWC | Sample Description: | Work Order: 17G0098
Date Received: 7/5/2017
Field Sample #: MW-CCA-1 | Sampled: 7/5/2017 13:15
Sample ID: 17G0098-05
Sample Matrix: Ground Water

Volatile Organic Compounds by GC/MS

Analyte	Results	RL	Units	Dilution	Flag/Qual	Method	Date Prepared	Date/Time Analyzed	Analyst
Acetone	ND	10	µg/L	1	L-03, V-05	SW-846 8260C	7/10/17	7/10/17 14:11	CMR
Acrylonitrile	ND	2.0	µg/L	1		SW-846 8260C	7/10/17	7/10/17 14:11	CMR
Benzene	ND	0.50	µg/L	1		SW-846 8260C	7/10/17	7/10/17 14:11	CMR
Bromobenzene	ND	0.50	µg/L	1		SW-846 8260C	7/10/17	7/10/17 14:11	CMR
Bromodichloromethane	ND	0.50	µg/L	1		SW-846 8260C	7/10/17	7/10/17 14:11	CMR
Bromoform	ND	0.50	µg/L	1		SW-846 8260C	7/10/17	7/10/17 14:11	CMR
Bromomethane	ND	2.0	µg/L	1		SW-846 8260C	7/10/17	7/10/17 14:11	CMR
2-Butanone (MEK)	ND	5.0	µg/L	1		SW-846 8260C	7/10/17	7/10/17 14:11	CMR
n-Butylbenzene	ND	1.0	µg/L	1		SW-846 8260C	7/10/17	7/10/17 14:11	CMR
sec-Butylbenzene	ND	1.0	µg/L	1		SW-846 8260C	7/10/17	7/10/17 14:11	CMR
tert-Butylbenzene	ND	1.0	µg/L	1		SW-846 8260C	7/10/17	7/10/17 14:11	CMR
Carbon Disulfide	ND	5.0	µg/L	1	L-03, V-05	SW-846 8260C	7/10/17	7/10/17 14:11	CMR
Carbon Tetrachloride	ND	0.50	µg/L	1		SW-846 8260C	7/10/17	7/10/17 14:11	CMR
Chlorobenzene	ND	0.50	µg/L	1		SW-846 8260C	7/10/17	7/10/17 14:11	CMR
Chlorodibromomethane	ND	0.50	µg/L	1		SW-846 8260C	7/10/17	7/10/17 14:11	CMR
Chloroethane	ND	0.50	µg/L	1		SW-846 8260C	7/10/17	7/10/17 14:11	CMR
Chloroform	ND	0.50	µg/L	1		SW-846 8260C	7/10/17	7/10/17 14:11	CMR
Chloromethane	ND	0.60	µg/L	1		SW-846 8260C	7/10/17	7/10/17 14:11	CMR
2-Chlorotoluene	ND	0.50	µg/L	1		SW-846 8260C	7/10/17	7/10/17 14:11	CMR
4-Chlorotoluene	ND	0.50	µg/L	1		SW-846 8260C	7/10/17	7/10/17 14:11	CMR
1,2-Dibromo-3-chloropropane (DBCP)	ND	2.0	µg/L	1		SW-846 8260C	7/10/17	7/10/17 14:11	CMR
1,2-Dibromoethane (EDB)	ND	0.50	µg/L	1		SW-846 8260C	7/10/17	7/10/17 14:11	CMR
Dibromomethane	ND	0.50	µg/L	1		SW-846 8260C	7/10/17	7/10/17 14:11	CMR
1,2-Dichlorobenzene	ND	0.50	µg/L	1		SW-846 8260C	7/10/17	7/10/17 14:11	CMR
1,3-Dichlorobenzene	ND	0.50	µg/L	1		SW-846 8260C	7/10/17	7/10/17 14:11	CMR
1,4-Dichlorobenzene	ND	0.50	µg/L	1		SW-846 8260C	7/10/17	7/10/17 14:11	CMR
trans-1,4-Dichloro-2-butene	ND	2.0	µg/L	1		SW-846 8260C	7/10/17	7/10/17 14:11	CMR
Dichlorodifluoromethane (Freon 12)	ND	0.50	µg/L	1	L-03, V-05	SW-846 8260C	7/10/17	7/10/17 14:11	CMR
1,1-Dichloroethane	ND	0.50	µg/L	1		SW-846 8260C	7/10/17	7/10/17 14:11	CMR
1,2-Dichloroethane	ND	0.50	µg/L	1		SW-846 8260C	7/10/17	7/10/17 14:11	CMR
1,1-Dichloroethylene	ND	0.50	µg/L	1		SW-846 8260C	7/10/17	7/10/17 14:11	CMR
cis-1,2-Dichloroethylene	ND	0.50	µg/L	1		SW-846 8260C	7/10/17	7/10/17 14:11	CMR
trans-1,2-Dichloroethylene	ND	1.0	µg/L	1		SW-846 8260C	7/10/17	7/10/17 14:11	CMR
1,2-Dichloropropane	ND	0.50	µg/L	1		SW-846 8260C	7/10/17	7/10/17 14:11	CMR
1,3-Dichloropropane	ND	0.50	µg/L	1		SW-846 8260C	7/10/17	7/10/17 14:11	CMR
2,2-Dichloropropane	ND	0.50	µg/L	1		SW-846 8260C	7/10/17	7/10/17 14:11	CMR
1,1-Dichloropropene	ND	0.50	µg/L	1		SW-846 8260C	7/10/17	7/10/17 14:11	CMR
cis-1,3-Dichloropropene	ND	0.50	µg/L	1		SW-846 8260C	7/10/17	7/10/17 14:11	CMR
trans-1,3-Dichloropropene	ND	0.50	µg/L	1		SW-846 8260C	7/10/17	7/10/17 14:11	CMR
Ethylbenzene	ND	0.50	µg/L	1		SW-846 8260C	7/10/17	7/10/17 14:11	CMR
Hexachlorobutadiene	ND	0.60	µg/L	1		SW-846 8260C	7/10/17	7/10/17 14:11	CMR
2-Hexanone (MBK)	ND	5.0	µg/L	1		SW-846 8260C	7/10/17	7/10/17 14:11	CMR
Isopropylbenzene (Cumene)	ND	0.50	µg/L	1		SW-846 8260C	7/10/17	7/10/17 14:11	CMR
p-Isopropyltoluene (p-Cymene)	ND	0.50	µg/L	1		SW-846 8260C	7/10/17	7/10/17 14:11	CMR

con-test® ANALYTICAL LABORATORY
39 Spruce Street * East Longmeadow, MA 01028 * FAX 413/525-6405 * TEL. 413/525-2332

Project Location: Simsbury AWC | Sample Description: | Work Order: 17G0098

Date Received: 7/5/2017

Field Sample #: MW-CCA-1 | Sampled: 7/5/2017 13:15

Sample ID: 17G0098-05

Sample Matrix: Ground Water

Volatile Organic Compounds by GC/MS

Analyte	Results	RL	Units	Dilution	Flag/Qual	Method	Date Prepared	Date/Time Analyzed	Analyst
Methyl tert-Butyl Ether (MTBE)	ND	0.50	µg/L	1		SW-846 8260C	7/10/17	7/10/17 14:11	CMR
Methylene Chloride	ND	5.0	µg/L	1		SW-846 8260C	7/10/17	7/10/17 14:11	CMR
4-Methyl-2-pentanone (MIBK)	ND	5.0	µg/L	1		SW-846 8260C	7/10/17	7/10/17 14:11	CMR
Naphthalene	ND	2.0	µg/L	1		SW-846 8260C	7/10/17	7/10/17 14:11	CMR
n-Propylbenzene	ND	1.0	µg/L	1		SW-846 8260C	7/10/17	7/10/17 14:11	CMR
Styrene	ND	1.0	µg/L	1		SW-846 8260C	7/10/17	7/10/17 14:11	CMR
1,1,1,2-Tetrachloroethane	ND	0.50	µg/L	1		SW-846 8260C	7/10/17	7/10/17 14:11	CMR
1,1,2,2-Tetrachloroethane	ND	0.50	µg/L	1		SW-846 8260C	7/10/17	7/10/17 14:11	CMR
Tetrachloroethylene	ND	1.0	µg/L	1		SW-846 8260C	7/10/17	7/10/17 14:11	CMR
Tetrahydrofuran	ND	10	µg/L	1		SW-846 8260C	7/10/17	7/10/17 14:11	CMR
Toluene	ND	1.0	µg/L	1		SW-846 8260C	7/10/17	7/10/17 14:11	CMR
1,2,3-Trichlorobenzene	ND	2.0	µg/L	1		SW-846 8260C	7/10/17	7/10/17 14:11	CMR
1,2,4-Trichlorobenzene	ND	2.0	µg/L	1		SW-846 8260C	7/10/17	7/10/17 14:11	CMR
1,1,1-Trichloroethane	ND	0.50	µg/L	1		SW-846 8260C	7/10/17	7/10/17 14:11	CMR
1,1,2-Trichloroethane	ND	0.50	µg/L	1		SW-846 8260C	7/10/17	7/10/17 14:11	CMR
Trichloroethylene	ND	1.0	µg/L	1		SW-846 8260C	7/10/17	7/10/17 14:11	CMR
Trichlorofluoromethane (Freon 11)	ND	2.0	µg/L	1		SW-846 8260C	7/10/17	7/10/17 14:11	CMR
1,2,3-Trichloropropane	ND	1.0	µg/L	1		SW-846 8260C	7/10/17	7/10/17 14:11	CMR
1,1,2-Trichloro-1,2,2-trifluoroethane (Freon 113)	ND	0.50	µg/L	1		SW-846 8260C	7/10/17	7/10/17 14:11	CMR
1,2,4-Trimethylbenzene	ND	0.50	µg/L	1		SW-846 8260C	7/10/17	7/10/17 14:11	CMR
1,3,5-Trimethylbenzene	ND	0.50	µg/L	1		SW-846 8260C	7/10/17	7/10/17 14:11	CMR
Vinyl Chloride	ND	1.0	µg/L	1		SW-846 8260C	7/10/17	7/10/17 14:11	CMR
m+p Xylene	ND	2.0	µg/L	1		SW-846 8260C	7/10/17	7/10/17 14:11	CMR
o-Xylene	ND	1.0	µg/L	1		SW-846 8260C	7/10/17	7/10/17 14:11	CMR

Surrogates	% Recovery	Recovery Limits	Flag/Qual	
1,2-Dichloroethane-d4	91.8	70-130		7/10/17 14:11
Toluene-d8	102	70-130		7/10/17 14:11
4-Bromofluorobenzene	99.8	70-130		7/10/17 14:11

con-test® ANALYTICAL LABORATORY
39 Spruce Street * East Longmeadow, MA 01028 * FAX 413/525-6405 * TEL. 413/525-2332

Project Location: Simsbury AWC | Sample Description: | Work Order: 17G0098

Date Received: 7/5/2017

Field Sample #: MW-CCA-1 | Sampled: 7/5/2017 13:15

Sample ID: 17G0098-05

Sample Matrix: Ground Water

Petroleum Hydrocarbons Analyses

Analyte	Results	RL	Units	Dilution	Flag/Qual	Method	Date Prepared	Date/Time Analyzed	Analyst
CT ETPH	ND	0.075	mg/L	1		CTDEP ETPH	7/11/17	7/12/17 16:12	PJG

Surrogates	% Recovery	Recovery Limits	Flag/Qual				
o-Terphenyl	82.3	50-150				7/12/17 16:12	

con-test® ANALYTICAL LABORATORY
39 Spruce Street * East Longmeadow, MA 01028 * FAX 413/525-6405 * TEL. 413/525-2332

Project Location: Simsbury AWC | Sample Description: | Work Order: 17G0098

Date Received: 7/5/2017

Field Sample #: MW-CCA-1 | Sampled: 7/5/2017 13:15

Sample ID: 17G0098-05

Sample Matrix: Ground Water

Metals Analyses (Total)

Analyte	Results	RL	Units	Dilution	Flag/Qual	Method	Date Prepared	Date/Time Analyzed	Analyst
Arsenic	ND	2.0	µg/L	5		SW-846 6020A-B	7/10/17	7/12/17 8:26	WSD
Barium	74	50	µg/L	5		SW-846 6020A-B	7/10/17	7/12/17 8:26	WSD
Cadmium	ND	2.5	µg/L	5		SW-846 6020A-B	7/10/17	7/12/17 8:26	WSD
Chromium	ND	5.0	µg/L	5		SW-846 6020A-B	7/10/17	7/12/17 8:26	WSD
Lead	ND	5.0	µg/L	5		SW-846 6020A-B	7/10/17	7/12/17 8:26	WSD
Mercury	ND	0.00010	mg/L	1		SW-846 7470A	7/7/17	7/10/17 13:58	TJK
Selenium	ND	25	µg/L	5		SW-846 6020A-B	7/10/17	7/12/17 8:26	WSD
Silver	ND	2.5	µg/L	5		SW-846 6020A-B	7/10/17	7/12/17 8:26	WSD

con-test® ANALYTICAL LABORATORY
39 Spruce Street * East Longmeadow, MA 01028 * FAX 413/525-6405 * TEL. 413/525-2332

Project Location: Simsbury AWC | Sample Description: | Work Order: 17G0098

Date Received: 7/5/2017

Field Sample #: Trip Blank | Sampled: 7/5/2017 00:00

Sample ID: 17G0098-06

Sample Matrix: Trip Blank Water

Volatile Organic Compounds by GC/MS

Analyte	Results	RL	Units	Dilution	Flag/Qual	Method	Date Prepared	Date/Time Analyzed	Analyst
Acetone	ND	10	µg/L	1	L-03, V-05	SW-846 8260C	7/10/17	7/10/17 13:09	CMR
Acrylonitrile	ND	2.0	µg/L	1		SW-846 8260C	7/10/17	7/10/17 13:09	CMR
Benzene	ND	0.50	µg/L	1		SW-846 8260C	7/10/17	7/10/17 13:09	CMR
Bromobenzene	ND	0.50	µg/L	1		SW-846 8260C	7/10/17	7/10/17 13:09	CMR
Bromodichloromethane	ND	0.50	µg/L	1		SW-846 8260C	7/10/17	7/10/17 13:09	CMR
Bromoform	ND	0.50	µg/L	1		SW-846 8260C	7/10/17	7/10/17 13:09	CMR
Bromomethane	ND	2.0	µg/L	1		SW-846 8260C	7/10/17	7/10/17 13:09	CMR
2-Butanone (MEK)	ND	5.0	µg/L	1		SW-846 8260C	7/10/17	7/10/17 13:09	CMR
n-Butylbenzene	ND	1.0	µg/L	1		SW-846 8260C	7/10/17	7/10/17 13:09	CMR
sec-Butylbenzene	ND	1.0	µg/L	1		SW-846 8260C	7/10/17	7/10/17 13:09	CMR
tert-Butylbenzene	ND	1.0	µg/L	1		SW-846 8260C	7/10/17	7/10/17 13:09	CMR
Carbon Disulfide	ND	5.0	µg/L	1	L-03, V-05	SW-846 8260C	7/10/17	7/10/17 13:09	CMR
Carbon Tetrachloride	ND	0.50	µg/L	1		SW-846 8260C	7/10/17	7/10/17 13:09	CMR
Chlorobenzene	ND	0.50	µg/L	1		SW-846 8260C	7/10/17	7/10/17 13:09	CMR
Chlorodibromomethane	ND	0.50	µg/L	1		SW-846 8260C	7/10/17	7/10/17 13:09	CMR
Chloroethane	ND	0.50	µg/L	1		SW-846 8260C	7/10/17	7/10/17 13:09	CMR
Chloroform	ND	0.50	µg/L	1		SW-846 8260C	7/10/17	7/10/17 13:09	CMR
Chloromethane	ND	0.60	µg/L	1		SW-846 8260C	7/10/17	7/10/17 13:09	CMR
2-Chlorotoluene	ND	0.50	µg/L	1		SW-846 8260C	7/10/17	7/10/17 13:09	CMR
4-Chlorotoluene	ND	0.50	µg/L	1		SW-846 8260C	7/10/17	7/10/17 13:09	CMR
1,2-Dibromo-3-chloropropane (DBCP)	ND	2.0	µg/L	1		SW-846 8260C	7/10/17	7/10/17 13:09	CMR
1,2-Dibromoethane (EDB)	ND	0.50	µg/L	1		SW-846 8260C	7/10/17	7/10/17 13:09	CMR
Dibromomethane	ND	0.50	µg/L	1		SW-846 8260C	7/10/17	7/10/17 13:09	CMR
1,2-Dichlorobenzene	ND	0.50	µg/L	1		SW-846 8260C	7/10/17	7/10/17 13:09	CMR
1,3-Dichlorobenzene	ND	0.50	µg/L	1		SW-846 8260C	7/10/17	7/10/17 13:09	CMR
1,4-Dichlorobenzene	ND	0.50	µg/L	1		SW-846 8260C	7/10/17	7/10/17 13:09	CMR
trans-1,4-Dichloro-2-butene	ND	2.0	µg/L	1		SW-846 8260C	7/10/17	7/10/17 13:09	CMR
Dichlorodifluoromethane (Freon 12)	ND	0.50	µg/L	1	L-03, V-05	SW-846 8260C	7/10/17	7/10/17 13:09	CMR
1,1-Dichloroethane	ND	0.50	µg/L	1		SW-846 8260C	7/10/17	7/10/17 13:09	CMR
1,2-Dichloroethane	ND	0.50	µg/L	1		SW-846 8260C	7/10/17	7/10/17 13:09	CMR
1,1-Dichloroethylene	ND	0.50	µg/L	1		SW-846 8260C	7/10/17	7/10/17 13:09	CMR
cis-1,2-Dichloroethylene	ND	0.50	µg/L	1		SW-846 8260C	7/10/17	7/10/17 13:09	CMR
trans-1,2-Dichloroethylene	ND	1.0	µg/L	1		SW-846 8260C	7/10/17	7/10/17 13:09	CMR
1,2-Dichloropropane	ND	0.50	µg/L	1		SW-846 8260C	7/10/17	7/10/17 13:09	CMR
1,3-Dichloropropane	ND	0.50	µg/L	1		SW-846 8260C	7/10/17	7/10/17 13:09	CMR
2,2-Dichloropropane	ND	0.50	µg/L	1		SW-846 8260C	7/10/17	7/10/17 13:09	CMR
1,1-Dichloropropene	ND	0.50	µg/L	1		SW-846 8260C	7/10/17	7/10/17 13:09	CMR
cis-1,3-Dichloropropene	ND	0.50	µg/L	1		SW-846 8260C	7/10/17	7/10/17 13:09	CMR
trans-1,3-Dichloropropene	ND	0.50	µg/L	1		SW-846 8260C	7/10/17	7/10/17 13:09	CMR
Ethylbenzene	ND	0.50	µg/L	1		SW-846 8260C	7/10/17	7/10/17 13:09	CMR
Hexachlorobutadiene	ND	0.60	µg/L	1		SW-846 8260C	7/10/17	7/10/17 13:09	CMR
2-Hexanone (MBK)	ND	5.0	µg/L	1		SW-846 8260C	7/10/17	7/10/17 13:09	CMR
Isopropylbenzene (Cumene)	ND	0.50	µg/L	1		SW-846 8260C	7/10/17	7/10/17 13:09	CMR
p-Isopropyltoluene (p-Cymene)	ND	0.50	µg/L	1		SW-846 8260C	7/10/17	7/10/17 13:09	CMR

con-test® ANALYTICAL LABORATORY
39 Spruce Street * East Longmeadow, MA 01028 * FAX 413/525-6405 * TEL. 413/525-2332

Project Location: Simsbury AWC | Sample Description: | Work Order: 17G0098

Date Received: 7/5/2017

Field Sample #: Trip Blank | Sampled: 7/5/2017 00:00

Sample ID: 17G0098-06

Sample Matrix: Trip Blank Water

Volatile Organic Compounds by GC/MS

Analyte	Results	RL	Units	Dilution	Flag/Qual	Method	Date Prepared	Date/Time Analyzed	Analyst
Methyl tert-Butyl Ether (MTBE)	ND	0.50	µg/L	1		SW-846 8260C	7/10/17	7/10/17 13:09	CMR
Methylene Chloride	ND	5.0	µg/L	1		SW-846 8260C	7/10/17	7/10/17 13:09	CMR
4-Methyl-2-pentanone (MIBK)	ND	5.0	µg/L	1		SW-846 8260C	7/10/17	7/10/17 13:09	CMR
Naphthalene	ND	2.0	µg/L	1		SW-846 8260C	7/10/17	7/10/17 13:09	CMR
n-Propylbenzene	ND	1.0	µg/L	1		SW-846 8260C	7/10/17	7/10/17 13:09	CMR
Styrene	ND	1.0	µg/L	1		SW-846 8260C	7/10/17	7/10/17 13:09	CMR
1,1,1,2-Tetrachloroethane	ND	0.50	µg/L	1		SW-846 8260C	7/10/17	7/10/17 13:09	CMR
1,1,2,2-Tetrachloroethane	ND	0.50	µg/L	1		SW-846 8260C	7/10/17	7/10/17 13:09	CMR
Tetrachloroethylene	ND	1.0	µg/L	1		SW-846 8260C	7/10/17	7/10/17 13:09	CMR
Tetrahydrofuran	ND	10	µg/L	1		SW-846 8260C	7/10/17	7/10/17 13:09	CMR
Toluene	ND	1.0	µg/L	1		SW-846 8260C	7/10/17	7/10/17 13:09	CMR
1,2,3-Trichlorobenzene	ND	2.0	µg/L	1		SW-846 8260C	7/10/17	7/10/17 13:09	CMR
1,2,4-Trichlorobenzene	ND	2.0	µg/L	1		SW-846 8260C	7/10/17	7/10/17 13:09	CMR
1,1,1-Trichloroethane	ND	0.50	µg/L	1		SW-846 8260C	7/10/17	7/10/17 13:09	CMR
1,1,2-Trichloroethane	ND	0.50	µg/L	1		SW-846 8260C	7/10/17	7/10/17 13:09	CMR
Trichloroethylene	ND	1.0	µg/L	1		SW-846 8260C	7/10/17	7/10/17 13:09	CMR
Trichlorofluoromethane (Freon 11)	ND	2.0	µg/L	1		SW-846 8260C	7/10/17	7/10/17 13:09	CMR
1,2,3-Trichloropropane	ND	1.0	µg/L	1		SW-846 8260C	7/10/17	7/10/17 13:09	CMR
1,1,2-Trichloro-1,2,2-trifluoroethane (Freon 113)	ND	0.50	µg/L	1		SW-846 8260C	7/10/17	7/10/17 13:09	CMR
1,2,4-Trimethylbenzene	ND	0.50	µg/L	1		SW-846 8260C	7/10/17	7/10/17 13:09	CMR
1,3,5-Trimethylbenzene	ND	0.50	µg/L	1		SW-846 8260C	7/10/17	7/10/17 13:09	CMR
Vinyl Chloride	ND	1.0	µg/L	1		SW-846 8260C	7/10/17	7/10/17 13:09	CMR
m+p Xylene	ND	2.0	µg/L	1		SW-846 8260C	7/10/17	7/10/17 13:09	CMR
o-Xylene	ND	1.0	µg/L	1		SW-846 8260C	7/10/17	7/10/17 13:09	CMR

Surrogates	% Recovery	Recovery Limits	Flag/Qual	
1,2-Dichloroethane-d4	91.8	70-130		7/10/17 13:09
Toluene-d8	104	70-130		7/10/17 13:09
4-Bromofluorobenzene	98.6	70-130		7/10/17 13:09

con-test® ANALYTICAL LABORATORY
39 Spruce Street * East Longmeadow, MA 01028 * FAX 413/525-6405 * TEL. 413/525-2332

Sample Extraction Data

Prep Method: SW-846 3510C-CTDEP ETPH

Lab Number [Field ID]	Batch	Initial [mL]	Final [mL]	Date
17G0098-01 [MW-2A]	B181307	1000	1.00	07/11/17
17G0098-02 [MW-CCA-2]	B181307	1000	1.00	07/11/17
17G0098-03 [MW-16]	B181307	1000	1.00	07/11/17
17G0098-04 [MW-15]	B181307	1000	1.00	07/11/17
17G0098-05 [MW-CCA-1]	B181307	1000	1.00	07/11/17

Prep Method: SW-846 3005A-SW-846 6020A-B

Lab Number [Field ID]	Batch	Initial [mL]	Final [mL]	Date
17G0098-05 [MW-CCA-1]	B181214	50.0	50.0	07/10/17

Prep Method: SW-846 7470A Prep-SW-846 7470A

Lab Number [Field ID]	Batch	Initial [mL]	Final [mL]	Date
17G0098-05 [MW-CCA-1]	B181054	6.00	6.00	07/07/17

Prep Method: SW-846 5030B-SW-846 8260C

Lab Number [Field ID]	Batch	Initial [mL]	Final [mL]	Date
17G0098-05 [MW-CCA-1]	B181183	5	5.00	07/10/17
17G0098-06 [Trip Blank]	B181183	5	5.00	07/10/17

con-test® ANALYTICAL LABORATORY
39 Spruce Street * East Longmeadow, MA 01028 * FAX 413/525-6405 * TEL. 413/525-2332

QUALITY CONTROL

Volatile Organic Compounds by GC/MS - Quality Control

Analyte	Result	Reporting Limit	Units	Spike Level	Source Result	%REC	%REC Limits	RPD	RPD Limit	Notes
Batch B181183 - SW-846 5030B										
Blank (B181183-BLK1)				Prepared & Analyzed: 07/10/17						
Acetone	ND	10	µg/L							L-03, V-05
Acrylonitrile	ND	2.0	µg/L							
Benzene	ND	0.50	µg/L							
Bromobenzene	ND	0.50	µg/L							
Bromodichloromethane	ND	0.50	µg/L							
Bromoform	ND	0.50	µg/L							
Bromomethane	ND	1.0	µg/L							
2-Butanone (MEK)	ND	5.0	µg/L							
n-Butylbenzene	ND	1.0	µg/L							
sec-Butylbenzene	ND	1.0	µg/L							
tert-Butylbenzene	ND	1.0	µg/L							
Carbon Disulfide	ND	5.0	µg/L							L-03, V-05
Carbon Tetrachloride	ND	0.50	µg/L							
Chlorobenzene	ND	0.50	µg/L							
Chlorodibromomethane	ND	0.50	µg/L							
Chloroethane	ND	0.50	µg/L							
Chloroform	ND	0.50	µg/L							
Chloromethane	ND	0.60	µg/L							
2-Chlorotoluene	ND	0.50	µg/L							
4-Chlorotoluene	ND	0.50	µg/L							
1,2-Dibromo-3-chloropropane (DBCP)	ND	0.50	µg/L							
1,2-Dibromoethane (EDB)	ND	0.50	µg/L							
Dibromomethane	ND	0.50	µg/L							
1,2-Dichlorobenzene	ND	0.50	µg/L							
1,3-Dichlorobenzene	ND	0.50	µg/L							
1,4-Dichlorobenzene	ND	0.50	µg/L							
trans-1,4-Dichloro-2-butene	ND	2.0	µg/L							
Dichlorodifluoromethane (Freon 12)	ND	0.50	µg/L							L-03, V-05
1,1-Dichloroethane	ND	0.50	µg/L							
1,2-Dichloroethane	ND	0.50	µg/L							
1,1-Dichloroethylene	ND	0.50	µg/L							
cis-1,2-Dichloroethylene	ND	0.50	µg/L							
trans-1,2-Dichloroethylene	ND	1.0	µg/L							
1,2-Dichloropropane	ND	0.50	µg/L							
1,3-Dichloropropane	ND	0.50	µg/L							
2,2-Dichloropropane	ND	0.50	µg/L							
1,1-Dichloropropene	ND	0.50	µg/L							
cis-1,3-Dichloropropene	ND	0.50	µg/L							
trans-1,3-Dichloropropene	ND	0.50	µg/L							
Ethylbenzene	ND	0.50	µg/L							
Hexachlorobutadiene	ND	0.60	µg/L							
2-Hexanone (MBK)	ND	5.0	µg/L							
Isopropylbenzene (Cumene)	ND	0.50	µg/L							
p-Isopropyltoluene (p-Cymene)	ND	0.50	µg/L							
Methyl tert-Butyl Ether (MTBE)	ND	0.50	µg/L							
Methylene Chloride	ND	5.0	µg/L							
4-Methyl-2-pentanone (MIBK)	ND	5.0	µg/L							
Naphthalene	ND	2.0	µg/L							
n-Propylbenzene	ND	1.0	µg/L							
Styrene	ND	1.0	µg/L							
1,1,1,2-Tetrachloroethane	ND	0.50	µg/L							
1,1,2,2-Tetrachloroethane	ND	0.50	µg/L							

con-test® ANALYTICAL LABORATORY
39 Spruce Street * East Longmeadow, MA 01028 * FAX 413/525-6405 * TEL. 413/525-2332

QUALITY CONTROL

Volatile Organic Compounds by GC/MS - Quality Control

Analyte	Result	Reporting Limit	Units	Spike Level	Source Result	%REC		%REC Limits	RPD	RPD Limit	Notes
Batch B181183 - SW-846 5030B											
Blank (B181183-BLK1)				Prepared & Analyzed: 07/10/17							
Tetrachloroethylene	ND	1.0	µg/L								
Tetrahydrofuran	ND	10	µg/L								
Toluene	ND	1.0	µg/L								
1,2,3-Trichlorobenzene	ND	0.50	µg/L								
1,2,4-Trichlorobenzene	ND	0.50	µg/L								
1,1,1-Trichloroethane	ND	0.50	µg/L								
1,1,2-Trichloroethane	ND	0.50	µg/L								
Trichloroethylene	ND	1.0	µg/L								
Trichlorofluoromethane (Freon 11)	ND	2.0	µg/L								
1,2,3-Trichloropropane	ND	0.50	µg/L								
1,1,2-Trichloro-1,2,2-trifluoroethane (Freon 113)	ND	0.50	µg/L								
1,2,4-Trimethylbenzene	ND	0.50	µg/L								
1,3,5-Trimethylbenzene	ND	0.50	µg/L								
Vinyl Chloride	ND	1.0	µg/L								
m+p Xylene	ND	2.0	µg/L								
o-Xylene	ND	1.0	µg/L								
Surrogate: 1,2-Dichloroethane-d4	*22.8*		µg/L	25.0		91.4		70-130			
Surrogate: Toluene-d8	*25.8*		µg/L	25.0		103		70-130			
Surrogate: 4-Bromofluorobenzene	*24.7*		µg/L	25.0		98.7		70-130			
LCS (B181183-BS1)				Prepared & Analyzed: 07/10/17							
Acetone	52.2	10	µg/L	100		**52.2**	*	70-130			L-03, V-05
Acrylonitrile	9.67	2.0	µg/L	10.0		96.7		70-130			
Benzene	10.8	0.50	µg/L	10.0		108		70-130			
Bromobenzene	10.1	0.50	µg/L	10.0		101		70-130			
Bromodichloromethane	10.7	0.50	µg/L	10.0		107		70-130			
Bromoform	11.3	0.50	µg/L	10.0		113		70-130			
Bromomethane	7.43	1.0	µg/L	10.0		74.3		70-130			
2-Butanone (MEK)	77.1	5.0	µg/L	100		77.1		70-130			
n-Butylbenzene	10.4	1.0	µg/L	10.0		104		70-130			
sec-Butylbenzene	10.3	1.0	µg/L	10.0		103		70-130			
tert-Butylbenzene	10.2	1.0	µg/L	10.0		102		70-130			
Carbon Disulfide	15.3	5.0	µg/L	100		**15.3**	*	70-130			L-03, V-05
Carbon Tetrachloride	10.4	0.50	µg/L	10.0		104		70-130			
Chlorobenzene	10.3	0.50	µg/L	10.0		103		70-130			
Chlorodibromomethane	10.9	0.50	µg/L	10.0		109		70-130			
Chloroethane	8.13	0.50	µg/L	10.0		81.3		70-130			
Chloroform	9.85	0.50	µg/L	10.0		98.5		70-130			
Chloromethane	7.29	0.60	µg/L	10.0		72.9		70-130			
2-Chlorotoluene	10.8	0.50	µg/L	10.0		108		70-130			
4-Chlorotoluene	10.3	0.50	µg/L	10.0		103		70-130			
1,2-Dibromo-3-chloropropane (DBCP)	9.98	0.50	µg/L	10.0		99.8		70-130			
1,2-Dibromoethane (EDB)	10.6	0.50	µg/L	10.0		106		70-130			
Dibromomethane	11.3	0.50	µg/L	10.0		113		70-130			
1,2-Dichlorobenzene	10.1	0.50	µg/L	10.0		101		70-130			
1,3-Dichlorobenzene	10.4	0.50	µg/L	10.0		104		70-130			
1,4-Dichlorobenzene	9.88	0.50	µg/L	10.0		98.8		70-130			
trans-1,4-Dichloro-2-butene	8.89	2.0	µg/L	10.0		88.9		70-130			
Dichlorodifluoromethane (Freon 12)	6.02	0.50	µg/L	10.0		**60.2**	*	70-130			L-03, V-05
1,1-Dichloroethane	10.7	0.50	µg/L	10.0		107		70-130			
1,2-Dichloroethane	9.35	0.50	µg/L	10.0		93.5		70-130			
1,1-Dichloroethylene	8.93	0.50	µg/L	10.0		89.3		70-130			

con-test® ANALYTICAL LABORATORY
39 Spruce Street * East Longmeadow, MA 01028 * FAX 413/525-6405 * TEL. 413/525-2332

QUALITY CONTROL

Volatile Organic Compounds by GC/MS - Quality Control

Analyte	Result	Reporting Limit	Units	Spike Level	Source Result	%REC	%REC Limits	RPD	RPD Limit	Notes
Batch B181183 - SW-846 5030B										
LCS (B181183-BS1)				Prepared & Analyzed: 07/10/17						
cis-1,2-Dichloroethylene	9.55	0.50	µg/L	10.0		95.5	70-130			
trans-1,2-Dichloroethylene	10.0	1.0	µg/L	10.0		100	70-130			
1,2-Dichloropropane	10.5	0.50	µg/L	10.0		105	70-130			
1,3-Dichloropropane	10.5	0.50	µg/L	10.0		105	70-130			
2,2-Dichloropropane	11.0	0.50	µg/L	10.0		110	70-130			
1,1-Dichloropropene	10.1	0.50	µg/L	10.0		101	70-130			
cis-1,3-Dichloropropene	10.6	0.50	µg/L	10.0		106	70-130			
trans-1,3-Dichloropropene	11.3	0.50	µg/L	10.0		113	70-130			
Ethylbenzene	11.0	0.50	µg/L	10.0		110	70-130			
Hexachlorobutadiene	11.6	0.60	µg/L	10.0		116	70-130			
2-Hexanone (MBK)	87.1	5.0	µg/L	100		87.1	70-130			
Isopropylbenzene (Cumene)	11.2	0.50	µg/L	10.0		112	70-130			
p-Isopropyltoluene (p-Cymene)	10.4	0.50	µg/L	10.0		104	70-130			
Methyl tert-Butyl Ether (MTBE)	11.2	0.50	µg/L	10.0		112	70-130			
Methylene Chloride	8.45	5.0	µg/L	10.0		84.5	70-130			
4-Methyl-2-pentanone (MIBK)	93.5	5.0	µg/L	100		93.5	70-130			
Naphthalene	9.35	2.0	µg/L	10.0		93.5	70-130			
n-Propylbenzene	10.3	1.0	µg/L	10.0		103	70-130			
Styrene	10.7	1.0	µg/L	10.0		107	70-130			
1,1,1,2-Tetrachloroethane	10.8	0.50	µg/L	10.0		108	70-130			
1,1,2,2-Tetrachloroethane	11.0	0.50	µg/L	10.0		110	70-130			
Tetrachloroethylene	11.6	1.0	µg/L	10.0		116	70-130			
Tetrahydrofuran	9.49	10	µg/L	10.0		94.9	70-130			
Toluene	11.5	1.0	µg/L	10.0		115	70-130			
1,2,3-Trichlorobenzene	9.34	0.50	µg/L	10.0		93.4	70-130			
1,2,4-Trichlorobenzene	9.83	0.50	µg/L	10.0		98.3	70-130			
1,1,1-Trichloroethane	10.0	0.50	µg/L	10.0		100	70-130			
1,1,2-Trichloroethane	10.8	0.50	µg/L	10.0		108	70-130			
Trichloroethylene	10.3	1.0	µg/L	10.0		103	70-130			
Trichlorofluoromethane (Freon 11)	8.66	2.0	µg/L	10.0		86.6	70-130			
1,2,3-Trichloropropane	9.71	0.50	µg/L	10.0		97.1	70-130			
1,1,2-Trichloro-1,2,2-trifluoroethane (Freon 113)	8.62	0.50	µg/L	10.0		86.2	70-130			
1,2,4-Trimethylbenzene	10.5	0.50	µg/L	10.0		105	70-130			
1,3,5-Trimethylbenzene	10.5	0.50	µg/L	10.0		105	70-130			
Vinyl Chloride	8.31	1.0	µg/L	10.0		83.1	70-130			
m+p Xylene	21.9	2.0	µg/L	20.0		110	70-130			
o-Xylene	10.8	1.0	µg/L	10.0		108	70-130			
Surrogate: 1,2-Dichloroethane-d4	*22.8*		µg/L	25.0		91.0	70-130			
Surrogate: Toluene-d8	*25.8*		µg/L	25.0		103	70-130			
Surrogate: 4-Bromofluorobenzene	*25.3*		µg/L	25.0		101	70-130			

con-test® ANALYTICAL LABORATORY
39 Spruce Street * East Longmeadow, MA 01028 * FAX 413/525-6405 * TEL. 413/525-2332

QUALITY CONTROL

Petroleum Hydrocarbons Analyses - Quality Control

Analyte	Result	Reporting Limit	Units	Spike Level	Source Result	%REC	%REC Limits	RPD	RPD Limit	Notes
Batch B181307 - SW-846 3510C										
Blank (B181307-BLK1)				Prepared: 07/11/17 Analyzed: 07/12/17						
CT ETPH	ND	0.075	mg/L							
Surrogate: o-Terphenyl	*0.0814*		mg/L	0.100		81.4	50-150			
LCS (B181307-BS1)				Prepared: 07/11/17 Analyzed: 07/12/17						
CT ETPH	0.721	0.075	mg/L	1.00		72.1	60-120			
Surrogate: o-Terphenyl	*0.0689*		mg/L	0.100		68.9	50-150			
LCS Dup (B181307-BSD1)				Prepared: 07/11/17 Analyzed: 07/12/17						
CT ETPH	0.677	0.075	mg/L	1.00		67.7	60-120	6.19	30	
Surrogate: o-Terphenyl	*0.0669*		mg/L	0.100		66.9	50-150			

con-test® ANALYTICAL LABORATORY
39 Spruce Street * East Longmeadow, MA 01028 * FAX 413/525-6405 * TEL. 413/525-2332

QUALITY CONTROL

Metals Analyses (Total) - Quality Control

Analyte	Result	Reporting Limit	Units	Spike Level	Source Result	%REC	%REC Limits	RPD	RPD Limit	Notes
Batch B181054 - SW-846 7470A Prep										
Blank (B181054-BLK1)				Prepared: 07/07/17 Analyzed: 07/10/17						
Mercury	ND	0.00010	mg/L							
LCS (B181054-BS1)				Prepared: 07/07/17 Analyzed: 07/10/17						
Mercury	0.00177	0.00010	mg/L	0.00200		88.6	80-120			
LCS Dup (B181054-BSD1)				Prepared: 07/07/17 Analyzed: 07/10/17						
Mercury	0.00161	0.00010	mg/L	0.00200		80.7	80-120	9.29	20	
Batch B181214 - SW-846 3005A										
Blank (B181214-BLK1)				Prepared: 07/10/17 Analyzed: 07/12/17						
Arsenic	ND	2.0	µg/L							
Barium	ND	50	µg/L							
Cadmium	ND	2.5	µg/L							
Chromium	ND	5.0	µg/L							
Lead	ND	5.0	µg/L							
Selenium	ND	25	µg/L							
Silver	ND	2.5	µg/L							
LCS (B181214-BS1)				Prepared: 07/10/17 Analyzed: 07/12/17						
Arsenic	271	2.0	µg/L	250		108	80-120			
Barium	254	50	µg/L	250		101	80-120			
Cadmium	275	2.5	µg/L	250		110	80-120			
Chromium	253	5.0	µg/L	250		101	80-120			
Lead	266	5.0	µg/L	250		106	80-120			
Selenium	275	25	µg/L	250		110	80-120			
Silver	276	2.5	µg/L	250		110	80-120			
LCS Dup (B181214-BSD1)				Prepared: 07/10/17 Analyzed: 07/12/17						
Arsenic	269	2.0	µg/L	250		108	80-120	0.476	20	
Barium	253	50	µg/L	250		101	80-120	0.398	20	
Cadmium	273	2.5	µg/L	250		109	80-120	0.785	20	
Chromium	251	5.0	µg/L	250		100	80-120	0.819	20	
Lead	264	5.0	µg/L	250		106	80-120	0.664	20	
Selenium	278	25	µg/L	250		111	80-120	0.873	20	
Silver	275	2.5	µg/L	250		110	80-120	0.483	20	

con-test® ANALYTICAL LABORATORY
39 Spruce Street * East Longmeadow, MA 01028 * FAX 413/525-6405 * TEL. 413/525-2332

FLAG/QUALIFIER SUMMARY

*	QC result is outside of established limits.
†	Wide recovery limits established for difficult compound.
‡	Wide RPD limits established for difficult compound.
#	Data exceeded client recommended or regulatory level
ND	Not Detected
RL	Reporting Limit
DL	Method Detection Limit
MCL	Maximum Contaminant Level
	Percent recoveries and relative percent differences (RPDs) are determined by the software using values in the calculation which have not been rounded.
	No results have been blank subtracted unless specified in the case narrative section.
L-03	Laboratory fortified blank/laboratory control sample recovery is outside of control limits. Reported value for this compound is likely to be biased on the low side.
V-05	Continuing calibration did not meet method specifications and was biased on the low side for this compound. Increased uncertainty is associated with the reported value which is likely to be biased on the low side.

con-test® ANALYTICAL LABORATORY
39 Spruce Street * East Longmeadow, MA 01028 * FAX 413/525-6405 * TEL. 413/525-2332

CERTIFICATIONS

Certified Analyses included in this Report

Analyte	Certifications
CTDEP ETPH in Water	
CT ETPH	CT
SW-846 6020A-B in Water	
Arsenic	CT,NH,NY,ME,VA,NC
Barium	CT,NH,NY,ME,VA,NC
Cadmium	CT,NH,NY,RI,ME,VA,NC
Chromium	CT,NH,NY,ME,VA,NC
Lead	CT,NH,NY,ME,VA,NC
Selenium	CT,NH,NY,ME,VA,NC
Silver	CT,NH,NY,ME,VA,NC
SW-846 7470A in Water	
Mercury	CT,NH,NY,NC,ME,VA
SW-846 8260C in Water	
Acetone	CT,NH,NY,ME
Acrylonitrile	CT,NY,ME
Benzene	CT,NH,NY,ME
Bromobenzene	NY
Bromodichloromethane	CT,NH,NY,ME
Bromoform	CT,NH,NY,ME
Bromomethane	CT,NH,NY,ME
2-Butanone (MEK)	CT,NH,NY,ME
n-Butylbenzene	NY,ME
sec-Butylbenzene	NY,ME
tert-Butylbenzene	NY,ME
Carbon Disulfide	CT,NH,NY,ME
Carbon Tetrachloride	CT,NH,NY,ME
Chlorobenzene	CT,NH,NY,ME
Chlorodibromomethane	CT,NH,NY,ME
Chloroethane	CT,NH,NY,ME
Chloroform	CT,NH,NY,ME
Chloromethane	CT,NH,NY,ME
2-Chlorotoluene	NY,ME
4-Chlorotoluene	NY,ME
Dibromomethane	NH,NY,ME
1,2-Dichlorobenzene	CT,NY,ME
1,3-Dichlorobenzene	CT,NH,NY,ME
1,4-Dichlorobenzene	CT,NH,NY,ME
trans-1,4-Dichloro-2-butene	NH,NY,ME
Dichlorodifluoromethane (Freon 12)	NH,NY,ME
1,1-Dichloroethane	CT,NH,NY,ME
1,2-Dichloroethane	CT,NH,NY,ME
1,1-Dichloroethylene	CT,NH,NY,ME
cis-1,2-Dichloroethylene	NY,ME
trans-1,2-Dichloroethylene	CT,NH,NY,ME
1,2-Dichloropropane	CT,NH,NY,ME
1,3-Dichloropropane	NY,ME
2,2-Dichloropropane	NH,NY,ME

con-test® ANALYTICAL LABORATORY
39 Spruce Street * East Longmeadow, MA 01028 * FAX 413/525-6405 * TEL. 413/525-2332

CERTIFICATIONS

Certified Analyses included in this Report

Analyte	Certifications
SW-846 8260C in Water	
1,1-Dichloropropene	NH,NY,ME
cis-1,3-Dichloropropene	CT,NH,NY,ME
trans-1,3-Dichloropropene	CT,NH,NY,ME
Ethylbenzene	CT,NH,NY,ME
Hexachlorobutadiene	CT,NH,NY,ME
2-Hexanone (MBK)	CT,NH,NY,ME
Isopropylbenzene (Cumene)	NY,ME
p-Isopropyltoluene (p-Cymene)	CT,NH,NY,ME
Methyl tert-Butyl Ether (MTBE)	CT,NH,NY,ME
Methylene Chloride	CT,NH,NY,ME
4-Methyl-2-pentanone (MIBK)	CT,NH,NY,ME
Naphthalene	NH,NY,ME
n-Propylbenzene	CT,NH,NY,ME
Styrene	CT,NH,NY,ME
1,1,1,2-Tetrachloroethane	CT,NH,NY,ME
1,1,2,2-Tetrachloroethane	CT,NH,NY,ME
Tetrachloroethylene	CT,NH,NY,ME
Toluene	CT,NH,NY,ME
1,2,3-Trichlorobenzene	NH,NY,ME
1,2,4-Trichlorobenzene	CT,NH,NY,ME
1,1,1-Trichloroethane	CT,NH,NY,ME
1,1,2-Trichloroethane	CT,NH,NY,ME
Trichloroethylene	CT,NH,NY,ME
Trichlorofluoromethane (Freon 11)	CT,NH,NY,ME
1,2,3-Trichloropropane	NH,NY,ME
1,1,2-Trichloro-1,2,2-trifluoroethane (Freon 113)	NY
1,2,4-Trimethylbenzene	NY,ME
1,3,5-Trimethylbenzene	NY,ME
Vinyl Chloride	CT,NH,NY,ME
m+p Xylene	NH,NY,ME
o-Xylene	NH,NY,ME

39 Spruce Street * East Longmeadow, MA 01028 * FAX 413/525-6405 * TEL. 413/525-2332

The CON-TEST Environmental Laboratory operates under the following certifications and accreditations:

Code	Description	Number	Expires
AIHA	AIHA-LAP, LLC - ISO17025:2005	100033	02/1/2018
MA	Massachusetts DEP	M-MA100	06/30/2018
CT	Connecticut Department of Publilc Health	PH-0567	09/30/2017
NY	New York State Department of Health	10899 NELAP	04/1/2018
NH-S	New Hampshire Environmental Lab	2516 NELAP	02/5/2018
RI	Rhode Island Department of Health	LAO00112	12/30/2017
NC	North Carolina Div. of Water Quality	652	12/31/2017
NJ	New Jersey DEP	MA007 NELAP	06/30/2018
FL	Florida Department of Health	E871027 NELAP	06/30/2018
VT	Vermont Department of Health Lead Laboratory	LL015036	07/30/2018
ME	State of Maine	2011028	06/9/2019
VA	Commonwealth of Virginia	460217	12/14/2017
NH-P	New Hampshire Environmental Lab	2557 NELAP	09/6/2017
VT-DW	Vermont Department of Health Drinking Water	VT-255716	06/12/2018
NC-DW	North Carolina Department of Health	25703	07/31/2018

con-test ANALYTICAL LABORATORY

17G0098

Phone: 413-525-2332
Fax: 413-525-6405
Email: info@contestlabs.com

http://www.contestlabs.com

Doc # 381 Rev 0 5 8 2015

CHAIN OF CUSTODY RECORD

39 Spruce Street
East Longmeadow, MA 01028

Company Name:	Weston & Sampson - (for Eversource Energy)
Address:	273 Dividend Road, Rocky Hill, CT 06067
Phone:	(860) 513-1473
Project Name:	Simsbury AWC
Project Location:	Simsbury, CT
Project Number:	Client PO = 02274021; Rel. #6
Project Manager:	Jeff Willson
Con-Test Bid:	n/a
Invoice Recipient:	Eversource Energy - Paul Boison
Sampled By:	Will Sirotnak

Requested Turnaround Time

7-Day ☐ 10-Day ☐
Other: ☑ 5-7 Bus. Days

Rush-Approval Required

1-Day ☐ 3-Day ☐
2-Day ☐ 4-Day ☐

Data Delivery

Format: PDF ☑ EXCEL ☑
Other:
Enhanced Data Package Required: ☐
Email To: yellenl@wseinc.com
Fax To #: sirotnakw@wseinc.com

Con-Test Work Order#	Client Sample ID / Description	Beginning Date/Time	Ending Date/Time	Composite	Grab	[1]Matrix Code	Conc Code	VOCs (8260)	CT-ETPH	Total 8 RCRA metals	# of Containers	[2] Preservation Code	[3] Container Code
								3	2	1			
								H	I	N			
								V	A	P			
1	MW-2A	7/5/17	1010		X	GW	U		X				
2	MW-CCA-2	↓	1045		↓	↓	↓		X				
3	MW-16		1130						X				
4	MW-15		1200						X				
5	MW-CCA-1	↓	1315		↓	↓	↓	X	X	X			
6	TRIP BLANK13							X					

ANALYSIS REQUESTED

Dissolved Metals Samples
○ Field Filtered
○ Lab to Filter

Orthophosphate Samples
○ Field Filtered
○ Lab to Filter

[1] Matrix Codes:
GW = Ground Water
WW = Waste Water
DW = Drinking Water
A = Air
S = Soil/Solid
SL = Sludge
O = Other (please define)

[2] Preservation Codes:
I = Iced
H = HCL
M = Methanol
N = Nitric Acid
S = Sulfuric Acid
B = Sodium Bisulfate
X = Sodium Hydroxide
T = Sodium Thiosulfate
O = Other (please define)

[3] Container Codes:
A = Amber Glass
G = Glass
P = Plastic
ST = Sterile
V = Vial
S = Summa Canister
T = Tedlar Bag
O = Other (please define)

Comments: (1) Please bill Eversource Energy directly.

(2) Please send copy of results to Paul Boison (Paul.Boison@eversource.com) at Eversource Energy.

Please use the following codes to indicate possible sample concentration within the **Conc Code** column above:
H - High; M - Medium; L - Low; C - Clean; U - Unknown

Relinquished by: (signature)	Date/Time: 7/5/17
Received by: (signature)	Date/Time: 7/5/17 1510
Relinquished by: (signature)	Date/Time: 7/6/17 345
Received by: (signature)	Date/Time:
Relinquished by: (signature)	Date/Time: 7/5/17
Received by: (signature) 4.9	Date/Time: 15:45

Detection Limit Requirements

MA
CT — CTDEEP RSRs (includes RES DEC & GA PMC)
Other:

Program Information

○ MCP Analytical Certification Form Required
● RCP Analysis Certification Form Required
○ MA State DW Form Required
PWSID # _____

NELAC and AIHA-LAP, LLC Accredited

TURNAROUND TIME (BUSINESS DAYS) STARTS AT 9:00 AM THE DAY AFTER SAMPLE RECEIPT UNLESS THERE ARE QUESTIONS ON THIS CHAIN. IF THIS FORM IS NOT FILLED OUT COMPLETELY OR IS INCORRECT, TURNAROUND TIME CANNOT START UNTIL ALL QUESTIONS HAVE BEEN ANSWERED.

PLEASE BE CAREFUL NOT TO CONTAMINATE THIS DOCUMENT

Table of Contents

39 Spruce St.
East Longmeadow, MA. 01028
P: 413-525-2332
F: 413-525-6405
www.contestlabs.com

con-test® ANALYTICAL LABORATORY

Doc# 277 Rev 5 2017

Login Sample Receipt Checklist - (Rejection Criteria Listing - Using Acceptance Policy) Any False Statement will be brought to the attention of the Client - State True or False

Client Weston & Sampson

Received By AF Date 02/15/17 Time 1545

How were the samples received? In Cooler T No Cooler _____ On Ice T No Ice _____
Direct from Sampling _____ Ambient _____ Melted Ice _____

Were samples within Temperature? 2-6°C T By Gun # 1 Actual Temp - 4.9
By Blank # _____ Actual Temp - _____

Was Custody Seal Intact? N/A Were Samples Tampered with? F
Was COC Relinquished ? T Does Chain Agree With Samples? T
Are there broken/leaking/loose caps on any samples? F
Is COC in ink/ Legible? T Were samples received within holding time? T
Did COC include all pertinent Information? Client T Analysis T Sampler Name T
Project T ID's T Collection Dates/Times T
Are Sample labels filled out and legible? T
Are there Lab to Filters? F N/A Who was notified? N/A
Are there Rushes? F N/A Who was notified? N/A
Are there Short Holds? F N/A Who was notified? N/A
Is there enough Volume? T
Is there Headspace where applicable? T MS/MSD? N/A
Proper Media/Containers Used? T Is splitting samples required? N/A
Were trip blanks received? T On COC? T
Do all samples have the proper pH? Acid T Base _____

Vials	#	Containers:	#		#		#
Unp-		1 Liter Amb.	10	1 Liter Plastic		16 oz Amb.	
HCL-	5	500 mL Amb.		500 mL Plastic		8oz Amb/Clear	
Meoh-		250 mL Amb.		250 mL Plastic	1	4oz Amb/Clear	
Bisulfate-		Col./Bacteria		Flashpoint		2oz Amb/Clear	
DI-		Other Plastic		Other Glass		Encore	
Thiosulfate-		SOC Kit		Plastic Bag		Frozen:	
Sulfuric-		Perchlorate		Ziplock			

Unused Media

Vials	#	Containers:	#		#		#
Unp-		1 Liter Amb.		1 Liter Plastic		16 oz Amb.	
HCL-		500 mL Amb.		500 mL Plastic		8oz Amb/Clear	
Meoh-		250 mL Amb.		250 mL Plastic		4oz Amb/Clear	
Bisulfate-		Col./Bacteria		Flashpoint		2oz Amb/Clear	
DI-		Other Plastic		Other Glass		Encore	
Thiosulfate-		SOC Kit		Plastic Bag		Frozen:	
Sulfuric-		Perchlorate		Ziplock			

Comments:

D:\HPCHEM\1\DATA\A071217\A0712006.D

CT ETPH DISCRIMINATION CHECK

Date Acquired	7/12/17
Data File Name	A0712006.D
Sample Name	ETPH 1500
Instrument Name	5890DFID

Compound	Ret Time	Target Response	Average Response	*%D +/- 20
c - 9	1.08	460300	518364	-11
c - 10	1.43	463156	518364	-11
c - 12	2.17	489484	518364	-6
c - 14	2.84	509612	518364	-2
c - 16	3.44	526952	518364	2
c - 18	4.02	526288	518364	2
o-Terphenyl	4.30	606043	518364	
c - 20	4.64	539690	518364	4
c - 22	5.15	550876	518364	6
c - 24	5.60	517957	518364	0
c - 26	6.00	549138	518364	6
c - 28	6.36	545780	518364	5
c - 30	6.69	540782	518364	4
c - 32	7.00	524096	518364	1
c - 34	7.30	519177	518364	0
c - 36	7.58	512175	518364	-1

* One compound allowed %D </= 50%

Samples

17G0098-01
17G0098-02
17G0098-03
17G0098-04
17G0098-05

REASONABLE CONFIDENCE PROTOCOL
LABORATORY ANALYSIS QA/QC CERTIFICATION FORM

Laboratory Name: Con-Test Analytical Laboratory

Client: Weston & Sampson

Project Location: Simsbury AWC

Project Number: 17G0098

Laboratory Sample ID(s):

17G0098-01 thru 17G0098-06

Sample Date(s):

07/05/2017

List RCP Methods Used:

CTDEP ETPH, SW-846 6020A-B, SW-846 7470A, SW-846 7471B, SW-846 8260C

1	For each analytical method referenced in this laboratory report package, were all specified QA/QC performance criteria followed, including the requirement to explain any criteria falling outside of acceptable guidelines, as specified in the CTDEP method-specific Reasonable Confidence Protocol documents?	☑ Yes ☐ No
1A	Were the method specified preservation and holding time requirements met?	☑ Yes ☐ No
1B	VPH and EPH Methods only: Was the VPH and EPH method conducted without significant modifications (see Section 11.3 of respective RCP methods)?	☐ Yes ☐ No ☑ N/A
2	Were all samples received by the laboratory in a condition consistent with that described on the associated chain-of-custody document(s)?	☑ Yes ☐ No
3	Were samples received at an appropriate temperature (< 6 degrees C.)?	☑ Yes ☐ No ☐ N/A
4	Were all QA/QC performance criteria specified in the CTDEP Reasonable Confidence Protocol documents achieved?	☐ Yes ☑ No
5A	Were reporting limits specified or referenced on the chain-of-custody?	☑ Yes ☐ No
5B	Were these reporting limits met?	☐ Yes ☑ No
6	For each analytical method referenced in this laboratory report package, were results reported for all constituents identified in the method-specific analyte lists presented in the Reasonable Confidence Protocol documents?	☐ Yes ☑ No
7	Are project-specific matrix spikes and laboratory duplicates included in this data set?	☐ Yes ☑ No

Notes: For all questions to which the response was "No" (with the exception of question #7), additional information must be provided in an attached narrative. If the answer to question #1, #1A, or #1B is "No", the data package does not meet the requirements for "Reasonable Confidence."
This form may not be altered and all questions must be answered.

I, the undersigned, attest under the pains and penalties of perjury that, to the best of my knowledge and belief and based upon my personal inquiry of those responsible for providing the information contained in this analytical report, such information is accurate and complete.

Authorized Signature: Tod Kopyscinski **Position:** Laboratory Director

Printed Name: Tod E. Kopyscinski **Date:** 07/12/17

Name of Laboratory: Con-Test Analytical Laboratory

This certification form is to be used for RCP methods only.

con-test® ANALYTICAL LABORATORY
39 Spruce Street * East Longmeadow, MA 01028 * FAX 413/525-6405 * TEL. 413/525-2332

September 11, 2017

Jeff Willson
Weston & Sampson
273 Dividend Road
Rocky Hill, CT 06067

Project Location: Simsbury, CT
Client Job Number:
Project Number: [none]
Laboratory Work Order Number: 17I0065

Enclosed are results of analyses for samples received by the laboratory on September 1, 2017. If you have any questions concerning this report, please feel free to contact me.

Sincerely,



James M. Georgantas
Project Manager

Table of Contents

Sample Summary 3

Case Narrative 4

Sample Results 5

17I0065-01 5

Sample Preparation Information 6

QC Data 7

Petroleum Hydrocarbons Analyses 7

B185690 7

Flag/Qualifier Summary 8

Certifications 9

Chain of Custody/Sample Receipt 10

con-test® ANALYTICAL LABORATORY
39 Spruce Street * East Longmeadow, MA 01028 * FAX 413/525-6405 * TEL. 413/525-2332

Weston & Sampson
273 Dividend Road
Rocky Hill, CT 06067
ATTN: Jeff Willson

REPORT DATE: 9/11/2017

PURCHASE ORDER NUMBER: 02274021

PROJECT NUMBER: [none]

ANALYTICAL SUMMARY

WORK ORDER NUMBER: 17I0065

The results of analyses performed on the following samples submitted to the CON-TEST Analytical Laboratory are found in this report.

PROJECT LOCATION: Simsbury, CT

FIELD SAMPLE #	LAB ID:	MATRIX	SAMPLE DESCRIPTION	TEST	SUB LAB
MW-310	17I0065-01	Ground Water		CTDEP ETPH	

con-test® ANALYTICAL LABORATORY
39 Spruce Street * East Longmeadow, MA 01028 * FAX 413/525-6405 * TEL. 413/525-2332

CASE NARRATIVE SUMMARY

All reported results are within defined laboratory quality control objectives unless listed below or otherwise qualified in this report.

The results of analyses reported only relate to samples submitted to the Con-Test Analytical Laboratory for testing.
I certify that the analyses listed above, unless specifically listed as subcontracted, if any, were performed under my direction according to the approved methodologies listed in this document, and that based upon my inquiry of those individuals immediately responsible for obtaining the information, the material contained in this report is, to the best of my knowledge and belief, accurate and complete.

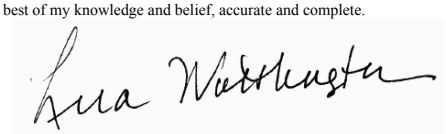

Lisa A. Worthington
Project Manager

con-test® ANALYTICAL LABORATORY
39 Spruce Street * East Longmeadow, MA 01028 * FAX 413/525-6405 * TEL. 413/525-2332

Project Location: Simsbury, CT | Sample Description: | Work Order: 17I0065

Date Received: 9/1/2017

Field Sample #: MW-310 | Sampled: 9/1/2017 08:50

Sample ID: 17I0065-01

Sample Matrix: Ground Water

Petroleum Hydrocarbons Analyses

Analyte	Results	RL	Units	Dilution	Flag/Qual	Method	Date Prepared	Date/Time Analyzed	Analyst
CT ETPH	0.79	0.075	mg/L	1		CTDEP ETPH	9/7/17	9/8/17 21:20	SCS

Surrogates	% Recovery	Recovery Limits	Flag/Qual				
o-Terphenyl	96.4	50-150				9/8/17 21:20	

con-test® ANALYTICAL LABORATORY
39 Spruce Street * East Longmeadow, MA 01028 * FAX 413/525-6405 * TEL. 413/525-2332

Sample Extraction Data

Prep Method: SW-846 3510C-CTDEP ETPH

Lab Number [Field ID]	Batch	Initial [mL]	Final [mL]	Date
17I0065-01 [MW-310]	B185690	1000	1.00	09/07/17

con-test® ANALYTICAL LABORATORY
39 Spruce Street * East Longmeadow, MA 01028 * FAX 413/525-6405 * TEL. 413/525-2332

QUALITY CONTROL

Petroleum Hydrocarbons Analyses - Quality Control

Analyte	Result	Reporting Limit	Units	Spike Level	Source Result	%REC	%REC Limits	RPD	RPD Limit	Notes
Batch B185690 - SW-846 3510C										
Blank (B185690-BLK1)				Prepared: 09/07/17 Analyzed: 09/08/17						
CT ETPH	ND	0.075	mg/L							
Surrogate: o-Terphenyl	*0.0970*		mg/L	0.100		97.0	50-150			
LCS (B185690-BS1)				Prepared: 09/07/17 Analyzed: 09/08/17						
CT ETPH	0.772	0.075	mg/L	1.00		77.2	60-120			
Surrogate: o-Terphenyl	*0.0991*		mg/L	0.100		99.1	50-150			
LCS Dup (B185690-BSD1)				Prepared: 09/07/17 Analyzed: 09/08/17						
CT ETPH	0.750	0.075	mg/L	1.00		75.0	60-120	2.84	30	
Surrogate: o-Terphenyl	*0.0956*		mg/L	0.100		95.6	50-150			

con-test® ANALYTICAL LABORATORY
39 Spruce Street * East Longmeadow, MA 01028 * FAX 413/525-6405 * TEL. 413/525-2332

FLAG/QUALIFIER SUMMARY

*	QC result is outside of established limits.
†	Wide recovery limits established for difficult compound.
‡	Wide RPD limits established for difficult compound.
#	Data exceeded client recommended or regulatory level
ND	Not Detected
RL	Reporting Limit
DL	Method Detection Limit
MCL	Maximum Contaminant Level

Percent recoveries and relative percent differences (RPDs) are determined by the software using values in the calculation which have not been rounded.

No results have been blank subtracted unless specified in the case narrative section.

39 Spruce Street * East Longmeadow, MA 01028 * FAX 413/525-6405 * TEL. 413/525-2332

CERTIFICATIONS

Certified Analyses included in this Report

Analyte	Certifications
CTDEP ETPH in Water	
CT ETPH	CT

The CON-TEST Environmental Laboratory operates under the following certifications and accreditations:

Code	Description	Number	Expires
AIHA	AIHA-LAP, LLC - ISO17025:2005	100033	02/1/2018
MA	Massachusetts DEP	M-MA100	06/30/2018
CT	Connecticut Department of Publilc Health	PH-0567	09/30/2017
NY	New York State Department of Health	10899 NELAP	04/1/2018
NH-S	New Hampshire Environmental Lab	2516 NELAP	02/5/2018
RI	Rhode Island Department of Health	LAO00112	12/30/2017
NC	North Carolina Div. of Water Quality	652	12/31/2017
NJ	New Jersey DEP	MA007 NELAP	06/30/2018
FL	Florida Department of Health	E871027 NELAP	06/30/2018
VT	Vermont Department of Health Lead Laboratory	LL015036	07/30/2018
ME	State of Maine	2011028	06/9/2019
VA	Commonwealth of Virginia	460217	12/14/2017
NH-P	New Hampshire Environmental Lab	2557 NELAP	09/6/2017
VT-DW	Vermont Department of Health Drinking Water	VT-255716	06/12/2018
NC-DW	North Carolina Department of Health	25703	07/31/2018

1710065

con-test ANALYTICAL LABORATORY

http://www.contestlabs.com

Doc # 381 Rev 1_03242017

CHAIN OF CUSTODY RECORD

Page 1 of 1

39 Spruce Street
East Longmeadow, MA 01028

Phone: 413-525-2332
Fax: 413-525-6405
Email: info@contestlabs.com

Company Name:	Weston & Sampson
Address:	273 Dingend Road, Rocky Hill, CT
Phone:	800 - SAMPSON
Project Name:	Simsbury AWC
Project Location:	Simsbury, CT
Project Number:	
Project Manager:	Jeff Willson, Zoe Belcher
Con-Test Quote Name/Number:	
Invoice Recipient:	
Sampled By:	Gabriella Paglinco

Requested Turnaround Time
7-Day ☐ 10-Day ☐
Due Date: 5-7 Bus Days

Rush-Approval Required
1-Day ☐ 3-Day ☐
2-Day ☐ 4-Day ☐

Data Delivery
Format: PDF ☒ EXCEL ☒
Other: Belcherz@wseinc.com
CLP Like Data Pkg Required: ☐
Email To: Willsonj@wseinc.com
Fax To #:

ANALYSIS REQUESTED

Con-Test Work Order#	Client Sample ID / Description	Beginning Date/Time	Ending Date/Time	Composite	Grab	[1]Matrix Code	Conc Code	ETPH	2	I	A
1	MW-310	9/1/17	0550		X	GW	U	X			

# of Containers
[2] Preservation Code
[3] Container Code

Dissolved Metals Samples
○ Field Filtered
○ Lab to Filter

Orthophosphate Samples
○ Field Filtered
○ Lab to Filter

Comments: Bill Weston + Sampson

Please use the following codes to indicate possible sample concentration within the **Conc Code** column above:
H - High; M - Medium; L - Low; C - Clean; U - Unknown

[1] Matrix Codes:
GW = Ground Water
WW = Waste Water
DW = Drinking Water
A = Air
S = Soil
SL = Sludge
SOL = Solid
O = Other (please define)

[2] Preservation Codes:
I = Iced
H = HCL
M = Methanol
N = Nitric Acid
S = Sulfuric Acid
B = Sodium Bisulfate
X = Sodium Hydroxide
T = Sodium Thiosulfate
O = Other (please define)

[3] Container Codes:
A = Amber Glass
G = Glass
P = Plastic
ST = Sterile
V = Vial
S = Summa Canister
T = Tedlar Bag
O = Other (please define)

Relinquished by: (signature)		Date/Time:
Received by: (signature)	4.0°F	Date/Time: 9/1/17 1820
Relinquished by: (signature)		Date/Time:
Received by: (signature)		Date/Time:
Relinquished by: (signature)		Date/Time:
Received by: (signature)		Date/Time:

Detection Limit Requirements
MA:
CT: GW/R SW/PC
Other:

Special Requirements
☐ MA MCP Required
MCP Certification Form Required
☒ CT RCP Required
RCP Certification Form Required
☐ MA State DW Required
PWSID #

con-test ANALYTICAL LABORATORY
www.contestlabs.com
NELAC and AIHA-LAP, LLC Accredited

Project Entity
☐ Government ☐ Municipality ☐ MWRA ☐ WRTA
☐ Federal ☐ 21 J ☐ School
☐ City ☐ Brownfield ☐ MBTA

Other
☐ Chromatogram
☐ *AIHA-LAP,LLC*

PCB ONLY
☐ Soxhlet
☐ Non Soxhlet

Table of Contents

39 Spruce St.
East Longmeadow, MA. 01028
P: 413-525-2332
F: 413-525-6405
www.contestlabs.com

con-test® ANALYTICAL LABORATORY

Doc# 277 Rev 5 2017

Login Sample Receipt Checklist - (Rejection Criteria Listing - Using Acceptance Policy) Any False Statement will be brought to the attention of the Client - State True or False

Client: Weston & Sampson

Received By: JM Date: 9/1/17 Time: 1820

How were the samples received? In Cooler: T No Cooler: On Ice: T No Ice: Direct from Sampling: Ambient: Melted Ice:

Were samples within Temperature? 2-6°C: T By Gun #: 1 Actual Temp - 4.0 By Blank #: Actual Temp -

Was Custody Seal Intact? N/A Were Samples Tampered with? N/A

Was COC Relinquished ? T Does Chain Agree With Samples? T

Are there broken/leaking/loose caps on any samples? F

Is COC in ink/ Legible? T Were samples received within holding time? T

Did COC include all pertinent Information? Client: T Analysis: T Sampler Name: T Project: T ID's: T Collection Dates/Times: T

Are Sample labels filled out and legible? T

Are there Lab to Filters? N/A Who was notified?

Are there Rushes? N/A Who was notified?

Are there Short Holds? N/A Who was notified?

Is there enough Volume? T

Is there Headspace where applicable? N/A MS/MSD? N/A

Proper Media/Containers Used? T Is splitting samples required? N/A

Were trip blanks received? N/A On COC? N/A

Do all samples have the proper pH? N/A Acid: Base:

Vials	#	Containers:	#		#		#
Unp-		1 Liter Amb.	2	1 Liter Plastic		16 oz Amb.	
HCL-		500 mL Amb.		500 mL Plastic		8oz Amb/Clear	
Meoh-		250 mL Amb.		250 mL Plastic		4oz Amb/Clear	
Bisulfate-		Col./Bacteria		Flashpoint		2oz Amb/Clear	
DI-		Other Plastic		Other Glass		Encore	
Thiosulfate-		SOC Kit		Plastic Bag		Frozen:	
Sulfuric-		Perchlorate		Ziplock			

Unused Media

Vials	#	Containers:	#		#		#
Unp-		1 Liter Amb.		1 Liter Plastic		16 oz Amb.	
HCL-		500 mL Amb.		500 mL Plastic		8oz Amb/Clear	
Meoh-		250 mL Amb.		250 mL Plastic		4oz Amb/Clear	
Bisulfate-		Col./Bacteria		Flashpoint		2oz Amb/Clear	
DI-		Other Plastic		Other Glass		Encore	
Thiosulfate-		SOC Kit		Plastic Bag		Frozen:	
Sulfuric-		Perchlorate		Ziplock			

Comments:

D:\HPCHEM\1\DATA\A091117\A0911006.D

CT ETPH DISCRIMINATION CHECK

Date Acquired	9/11/17
Data File Name	A0911006.D
Sample Name	ETPH 1500
Instrument Name	5890DFID

Compound	Ret Time	Target Response	Average Response	*%D +/- 20
c - 9	1.29	524328	554084	-5
c - 10	1.64	532804	554084	-4
c - 12	2.37	552317	554084	0
c - 14	3.04	566100	554084	2
c - 16	3.65	580624	554084	5
c - 18	4.29	575815	554084	4
o-Terphenyl	4.57	636260	554084	
c - 20	4.89	583143	554084	5
c - 22	5.39	592516	554084	7
c - 24	5.83	553643	554084	0
c - 26	6.23	583238	554084	5
c - 28	6.59	572763	554084	3
c - 30	6.92	554883	554084	0
c - 32	7.23	523847	554084	-5
c - 34	7.53	511661	554084	-8
c - 36	7.87	503585	554084	-9

* One compound allowed %D </= 50%

Samples

17I0043-04@10X

D:\HPCHEM\1\DATA\A090817\A0908022.D

CT ETPH DISCRIMINATION CHECK

Date Acquired	9/8/17
Data File Name	A0908022.D
Sample Name	ETPH 1500
Instrument Name	5890DFID

Compound	Ret Time	Target Response	Average Response	*%D +/- 20
c - 9	1.29	481727	522771	-8
c - 10	1.64	490421	522771	-6
c - 12	2.37	509864	522771	-2
c - 14	3.04	523547	522771	0
c - 16	3.65	537626	522771	3
c - 18	4.29	533903	522771	2
o-Terphenyl	4.57	592385	522771	
c - 20	4.89	542364	522771	4
c - 22	5.39	553081	522771	6
c - 24	5.83	517523	522771	-1
c - 26	6.23	545373	522771	4
c - 28	6.59	537619	522771	3
c - 30	6.92	530058	522771	1
c - 32	7.24	513896	522771	-2
c - 34	7.53	512488	522771	-2
c - 36	7.88	512079	522771	-2

* One compound allowed %D </= 50%

Samples

17I0043-01
17I0043-02
17I0043-03
17I0043-05

D:\HPCHEM\1\DATA\A090817.SEC\A0908023.D

CT ETPH DISCRIMINATION CHECK

Date Acquired	9/8/17
Data File Name	A0908023.D
Sample Name	ETPH 1500
Instrument Name	5890DFID

Compound	Ret Time	Target Response	Average Response	*%D +/- 20
c - 9	1.28	595189	627905	-5
c - 10	1.62	603227	627905	-4
c - 12	2.34	621946	627905	-1
c - 14	3.01	635030	627905	1
c - 16	3.61	650070	627905	4
c - 18	4.23	642037	627905	2
o-Terphenyl	4.51	713270	627905	
c - 20	4.83	648513	627905	3
c - 22	5.34	656041	627905	4
c - 24	5.77	610215	627905	-3
c - 26	6.16	640547	627905	2
c - 28	6.52	632830	627905	1
c - 30	6.85	628422	627905	0
c - 32	7.16	615507	627905	-2
c - 34	7.46	619124	627905	-1
c - 36	7.77	619880	627905	-1

* One compound allowed %D </= 50%

Samples

17H1621-24
17I0058-15
17I0065-01
17I0066-03
17H1066-03
17H1066-02
17H1066-03
17H1066-04
17H1066-05
17H1643-01
17H1643-01
117I0028-01

REASONABLE CONFIDENCE PROTOCOL
LABORATORY ANALYSIS QA/QC CERTIFICATION FORM

Laboratory Name: Con-Test Analytical Laboratory

Client: Weston & Sampson

Project Location: Simsbury, CT

Project Number: 17I0065

Laboratory Sample ID(s):

17I0065-01

Sample Date(s):

09/01/2017

List RCP Methods Used:

CTDEP ETPH

1	For each analytical method referenced in this laboratory report package, were all specified QA/QC performance criteria followed, including the requirement to explain any criteria falling outside of acceptable guidelines, as specified in the CTDEP method-specific Reasonable Confidence Protocol documents?	☑ Yes ☐ No
1A	Were the method specified preservation and holding time requirements met?	☑ Yes ☐ No
1B	VPH and EPH Methods only: Was the VPH and EPH method conducted without significant modifications (see Section 11.3 of respective RCP methods)?	☐ Yes ☐ No ☑ N/A
2	Were all samples received by the laboratory in a condition consistent with that described on the associated chain-of-custody document(s)?	☑ Yes ☐ No
3	Were samples received at an appropriate temperature (< 6 degrees C.)?	☑ Yes ☐ No ☐ N/A
4	Were all QA/QC performance criteria specified in the CTDEP Reasonable Confidence Protocol documents achieved?	☑ Yes ☐ No
5A	Were reporting limits specified or referenced on the chain-of-custody?	☑ Yes ☐ No
5B	Were these reporting limits met?	☑ Yes ☐ No
6	For each analytical method referenced in this laboratory report package, were results reported for all constituents identified in the method-specific analyte lists presented in the Reasonable Confidence Protocol documents?	☑ Yes ☐ No
7	Are project-specific matrix spikes and laboratory duplicates included in this data set?	☐ Yes ☑ No

Notes: For all questions to which the response was "No" (with the exception of question #7), additional information must be provided in an attached narrative. If the answer to question #1, #1A, or #1B is "No", the data package does not meet the requirements for "Reasonable Confidence."
This form may not be altered and all questions must be answered.

I, the undersigned, attest under the pains and penalties of perjury that, to the best of my knowledge and belief and based upon my personal inquiry of those responsible for providing the information contained in this analytical report, such information is accurate and complete.

Authorized Signature: Lisa Worthington **Position:** **Project Manager**

Printed Name: **Lisa A. Worthington** **Date:** **09/11/17**

Name of Laboratory: **Con-Test Analytical Laboratory**

This certification form is to be used for RCP methods only.

con-test® ANALYTICAL LABORATORY
39 Spruce Street * East Longmeadow, MA 01028 * FAX 413/525-6405 * TEL. 413/525-2332

September 11, 2017

Jeff Willson
Weston & Sampson
273 Dividend Road
Rocky Hill, CT 06067

Project Location: Simsbury, CT
Client Job Number:
Project Number: [none]
Laboratory Work Order Number: 17I0066

Enclosed are results of analyses for samples received by the laboratory on September 1, 2017. If you have any questions concerning this report, please feel free to contact me.

Sincerely,



James M. Georgantas
Project Manager

Table of Contents

Sample Summary 3
Case Narrative 4
Sample Results 5
17I0066-01 5
17I0066-02 7
17I0066-03 9
Sample Preparation Information 13
QC Data 14
Volatile Organic Compounds by GC/MS 14
B185592 14
Petroleum Hydrocarbons Analyses 17
B185690 17
Metals Analyses (Total) 18
B185607 18
B185847 18
Flag/Qualifier Summary 19
Certifications 20
Chain of Custody/Sample Receipt 23

con-test® ANALYTICAL LABORATORY
39 Spruce Street * East Longmeadow, MA 01028 * FAX 413/525-6405 * TEL. 413/525-2332

Weston & Sampson
273 Dividend Road
Rocky Hill, CT 06067
ATTN: Jeff Willson

REPORT DATE: 9/11/2017

PURCHASE ORDER NUMBER: 02274021

PROJECT NUMBER: [none]

ANALYTICAL SUMMARY

WORK ORDER NUMBER: 17I0066

The results of analyses performed on the following samples submitted to the CON-TEST Analytical Laboratory are found in this report.

PROJECT LOCATION: Simsbury, CT

FIELD SAMPLE #	LAB ID:	MATRIX	SAMPLE DESCRIPTION	TEST	SUB LAB
TB-090117	17I0066-01	Trip Blank Water		SW-846 8260C	
MW-R4	17I0066-02	Ground Water		SW-846 8260C	
MW-CCA1	17I0066-03	Ground Water		CTDEP ETPH	
				SW-846 6020A-B	
				SW-846 7470A	
				SW-846 8260C	

con-test® ANALYTICAL LABORATORY
39 Spruce Street * East Longmeadow, MA 01028 * FAX 413/525-6405 * TEL. 413/525-2332

CASE NARRATIVE SUMMARY

All reported results are within defined laboratory quality control objectives unless listed below or otherwise qualified in this report.

For method 6020, only RCRA 8 metals were requested and reported.

SW-846 8260C

Qualifications:

L-03

Laboratory fortified blank/laboratory control sample recovery is outside of control limits. Reported value for this compound is likely to be biased on the low side.

Analyte & Samples(s) Qualified:

Chloromethane

17I0066-01[TB-090117], 17I0066-02[MW-R4], 17I0066-03[MW-CCA1], B185592-BLK1, B185592-BS1

V-05

Continuing calibration did not meet method specifications and was biased on the low side for this compound. Increased uncertainty is associated with the reported value which is likely to be biased on the low side.

Analyte & Samples(s) Qualified:

Chloromethane

17I0066-01[TB-090117], 17I0066-02[MW-R4], 17I0066-03[MW-CCA1], B185592-BLK1, B185592-BS1

SW-846 6010C/D SW-846 6020A/B

For NC, Metals methods SW-846 6010D and SW-846 6020B are followed, and for all other states methods SW-846 6010C and SW-846 6020A are followed.

SW-846 8260C

All water reporting limits specified on the chain-of-custody were met except for Acrylonitrile, where the most protective criteria are not met since the laboratory cannot achieve the required RCP calibration criteria at these levels, unless otherwise listed in this narrative.

The results of analyses reported only relate to samples submitted to the Con-Test Analytical Laboratory for testing.
I certify that the analyses listed above, unless specifically listed as subcontracted, if any, were performed under my direction according to the approved methodologies listed in this document, and that based upon my inquiry of those individuals immediately responsible for obtaining the information, the material contained in this report is, to the best of my knowledge and belief, accurate and complete.

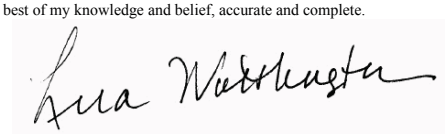

Lisa A. Worthington
Project Manager

con-test® ANALYTICAL LABORATORY
39 Spruce Street * East Longmeadow, MA 01028 * FAX 413/525-6405 * TEL. 413/525-2332

Project Location: Simsbury, CT | Sample Description: | Work Order: 17I0066

Date Received: 9/1/2017

Field Sample #: TB-090117 | Sampled: 9/1/2017 00:00

Sample ID: 17I0066-01

Sample Matrix: Trip Blank Water

Volatile Organic Compounds by GC/MS

Analyte	Results	RL	Units	Dilution	Flag/Qual	Method	Date Prepared	Date/Time Analyzed	Analyst
Acetone	ND	10	µg/L	1		SW-846 8260C	9/6/17	9/7/17 3:53	LBD
Acrylonitrile	ND	2.0	µg/L	1		SW-846 8260C	9/6/17	9/7/17 3:53	LBD
Benzene	ND	0.50	µg/L	1		SW-846 8260C	9/6/17	9/7/17 3:53	LBD
Bromobenzene	ND	0.50	µg/L	1		SW-846 8260C	9/6/17	9/7/17 3:53	LBD
Bromodichloromethane	ND	0.50	µg/L	1		SW-846 8260C	9/6/17	9/7/17 3:53	LBD
Bromoform	ND	0.50	µg/L	1		SW-846 8260C	9/6/17	9/7/17 3:53	LBD
Bromomethane	ND	5.0	µg/L	1		SW-846 8260C	9/6/17	9/7/17 3:53	LBD
2-Butanone (MEK)	ND	5.0	µg/L	1		SW-846 8260C	9/6/17	9/7/17 3:53	LBD
n-Butylbenzene	ND	1.0	µg/L	1		SW-846 8260C	9/6/17	9/7/17 3:53	LBD
sec-Butylbenzene	ND	1.0	µg/L	1		SW-846 8260C	9/6/17	9/7/17 3:53	LBD
tert-Butylbenzene	ND	1.0	µg/L	1		SW-846 8260C	9/6/17	9/7/17 3:53	LBD
Carbon Disulfide	ND	5.0	µg/L	1		SW-846 8260C	9/6/17	9/7/17 3:53	LBD
Carbon Tetrachloride	ND	0.50	µg/L	1		SW-846 8260C	9/6/17	9/7/17 3:53	LBD
Chlorobenzene	ND	0.50	µg/L	1		SW-846 8260C	9/6/17	9/7/17 3:53	LBD
Chlorodibromomethane	ND	0.50	µg/L	1		SW-846 8260C	9/6/17	9/7/17 3:53	LBD
Chloroethane	ND	0.50	µg/L	1		SW-846 8260C	9/6/17	9/7/17 3:53	LBD
Chloroform	ND	0.50	µg/L	1		SW-846 8260C	9/6/17	9/7/17 3:53	LBD
Chloromethane	ND	0.60	µg/L	1	L-03, V-05	SW-846 8260C	9/6/17	9/7/17 3:53	LBD
2-Chlorotoluene	ND	0.50	µg/L	1		SW-846 8260C	9/6/17	9/7/17 3:53	LBD
4-Chlorotoluene	ND	0.50	µg/L	1		SW-846 8260C	9/6/17	9/7/17 3:53	LBD
1,2-Dibromo-3-chloropropane (DBCP)	ND	1.0	µg/L	1		SW-846 8260C	9/6/17	9/7/17 3:53	LBD
1,2-Dibromoethane (EDB)	ND	0.50	µg/L	1		SW-846 8260C	9/6/17	9/7/17 3:53	LBD
Dibromomethane	ND	0.50	µg/L	1		SW-846 8260C	9/6/17	9/7/17 3:53	LBD
1,2-Dichlorobenzene	ND	0.50	µg/L	1		SW-846 8260C	9/6/17	9/7/17 3:53	LBD
1,3-Dichlorobenzene	ND	0.50	µg/L	1		SW-846 8260C	9/6/17	9/7/17 3:53	LBD
1,4-Dichlorobenzene	ND	0.50	µg/L	1		SW-846 8260C	9/6/17	9/7/17 3:53	LBD
trans-1,4-Dichloro-2-butene	ND	2.0	µg/L	1		SW-846 8260C	9/6/17	9/7/17 3:53	LBD
Dichlorodifluoromethane (Freon 12)	ND	0.50	µg/L	1		SW-846 8260C	9/6/17	9/7/17 3:53	LBD
1,1-Dichloroethane	ND	0.50	µg/L	1		SW-846 8260C	9/6/17	9/7/17 3:53	LBD
1,2-Dichloroethane	ND	0.50	µg/L	1		SW-846 8260C	9/6/17	9/7/17 3:53	LBD
1,1-Dichloroethylene	ND	0.50	µg/L	1		SW-846 8260C	9/6/17	9/7/17 3:53	LBD
cis-1,2-Dichloroethylene	ND	0.50	µg/L	1		SW-846 8260C	9/6/17	9/7/17 3:53	LBD
trans-1,2-Dichloroethylene	ND	1.0	µg/L	1		SW-846 8260C	9/6/17	9/7/17 3:53	LBD
1,2-Dichloropropane	ND	0.50	µg/L	1		SW-846 8260C	9/6/17	9/7/17 3:53	LBD
1,3-Dichloropropane	ND	0.50	µg/L	1		SW-846 8260C	9/6/17	9/7/17 3:53	LBD
2,2-Dichloropropane	ND	0.50	µg/L	1		SW-846 8260C	9/6/17	9/7/17 3:53	LBD
1,1-Dichloropropene	ND	0.50	µg/L	1		SW-846 8260C	9/6/17	9/7/17 3:53	LBD
cis-1,3-Dichloropropene	ND	0.50	µg/L	1		SW-846 8260C	9/6/17	9/7/17 3:53	LBD
trans-1,3-Dichloropropene	ND	0.50	µg/L	1		SW-846 8260C	9/6/17	9/7/17 3:53	LBD
Ethylbenzene	ND	0.50	µg/L	1		SW-846 8260C	9/6/17	9/7/17 3:53	LBD
Hexachlorobutadiene	ND	0.60	µg/L	1		SW-846 8260C	9/6/17	9/7/17 3:53	LBD
2-Hexanone (MBK)	ND	5.0	µg/L	1		SW-846 8260C	9/6/17	9/7/17 3:53	LBD
Isopropylbenzene (Cumene)	ND	0.50	µg/L	1		SW-846 8260C	9/6/17	9/7/17 3:53	LBD
p-Isopropyltoluene (p-Cymene)	ND	0.50	µg/L	1		SW-846 8260C	9/6/17	9/7/17 3:53	LBD

con-test® ANALYTICAL LABORATORY
39 Spruce Street * East Longmeadow, MA 01028 * FAX 413/525-6405 * TEL. 413/525-2332

Project Location: Simsbury, CT | Sample Description: | Work Order: 17I0066

Date Received: 9/1/2017

Field Sample #: TB-090117 | Sampled: 9/1/2017 00:00

Sample ID: 17I0066-01

Sample Matrix: Trip Blank Water

Volatile Organic Compounds by GC/MS

Analyte	Results	RL	Units	Dilution	Flag/Qual	Method	Date Prepared	Date/Time Analyzed	Analyst
Methyl tert-Butyl Ether (MTBE)	ND	0.50	µg/L	1		SW-846 8260C	9/6/17	9/7/17 3:53	LBD
Methylene Chloride	ND	5.0	µg/L	1		SW-846 8260C	9/6/17	9/7/17 3:53	LBD
4-Methyl-2-pentanone (MIBK)	ND	5.0	µg/L	1		SW-846 8260C	9/6/17	9/7/17 3:53	LBD
Naphthalene	ND	2.0	µg/L	1		SW-846 8260C	9/6/17	9/7/17 3:53	LBD
n-Propylbenzene	ND	1.0	µg/L	1		SW-846 8260C	9/6/17	9/7/17 3:53	LBD
Styrene	ND	1.0	µg/L	1		SW-846 8260C	9/6/17	9/7/17 3:53	LBD
1,1,1,2-Tetrachloroethane	ND	0.50	µg/L	1		SW-846 8260C	9/6/17	9/7/17 3:53	LBD
1,1,2,2-Tetrachloroethane	ND	0.50	µg/L	1		SW-846 8260C	9/6/17	9/7/17 3:53	LBD
Tetrachloroethylene	ND	1.0	µg/L	1		SW-846 8260C	9/6/17	9/7/17 3:53	LBD
Tetrahydrofuran	ND	10	µg/L	1		SW-846 8260C	9/6/17	9/7/17 3:53	LBD
Toluene	ND	1.0	µg/L	1		SW-846 8260C	9/6/17	9/7/17 3:53	LBD
1,2,3-Trichlorobenzene	ND	2.0	µg/L	1		SW-846 8260C	9/6/17	9/7/17 3:53	LBD
1,2,4-Trichlorobenzene	ND	1.0	µg/L	1		SW-846 8260C	9/6/17	9/7/17 3:53	LBD
1,1,1-Trichloroethane	ND	0.50	µg/L	1		SW-846 8260C	9/6/17	9/7/17 3:53	LBD
1,1,2-Trichloroethane	ND	0.50	µg/L	1		SW-846 8260C	9/6/17	9/7/17 3:53	LBD
Trichloroethylene	ND	1.0	µg/L	1		SW-846 8260C	9/6/17	9/7/17 3:53	LBD
Trichlorofluoromethane (Freon 11)	ND	2.0	µg/L	1		SW-846 8260C	9/6/17	9/7/17 3:53	LBD
1,2,3-Trichloropropane	ND	0.50	µg/L	1		SW-846 8260C	9/6/17	9/7/17 3:53	LBD
1,1,2-Trichloro-1,2,2-trifluoroethane (Freon 113)	ND	0.50	µg/L	1		SW-846 8260C	9/6/17	9/7/17 3:53	LBD
1,2,4-Trimethylbenzene	ND	0.50	µg/L	1		SW-846 8260C	9/6/17	9/7/17 3:53	LBD
1,3,5-Trimethylbenzene	ND	0.50	µg/L	1		SW-846 8260C	9/6/17	9/7/17 3:53	LBD
Vinyl Chloride	ND	1.0	µg/L	1		SW-846 8260C	9/6/17	9/7/17 3:53	LBD
m+p Xylene	ND	2.0	µg/L	1		SW-846 8260C	9/6/17	9/7/17 3:53	LBD
o-Xylene	ND	1.0	µg/L	1		SW-846 8260C	9/6/17	9/7/17 3:53	LBD

Surrogates	% Recovery	Recovery Limits	Flag/Qual		
1,2-Dichloroethane-d4	99.8	70-130			9/7/17 3:53
Toluene-d8	98.4	70-130			9/7/17 3:53
4-Bromofluorobenzene	101	70-130			9/7/17 3:53

con-test® ANALYTICAL LABORATORY
39 Spruce Street * East Longmeadow, MA 01028 * FAX 413/525-6405 * TEL. 413/525-2332

Project Location: Simsbury, CT | Sample Description: | Work Order: 17I0066

Date Received: 9/1/2017

Field Sample #: MW-R4 | Sampled: 9/1/2017 14:12

Sample ID: 17I0066-02

Sample Matrix: Ground Water

Volatile Organic Compounds by GC/MS

Analyte	Results	RL	Units	Dilution	Flag/Qual	Method	Date Prepared	Date/Time Analyzed	Analyst
Acetone	ND	10	µg/L	1		SW-846 8260C	9/6/17	9/7/17 9:11	LBD
Acrylonitrile	ND	2.0	µg/L	1		SW-846 8260C	9/6/17	9/7/17 9:11	LBD
Benzene	ND	0.50	µg/L	1		SW-846 8260C	9/6/17	9/7/17 9:11	LBD
Bromobenzene	ND	0.50	µg/L	1		SW-846 8260C	9/6/17	9/7/17 9:11	LBD
Bromodichloromethane	ND	0.50	µg/L	1		SW-846 8260C	9/6/17	9/7/17 9:11	LBD
Bromoform	ND	0.50	µg/L	1		SW-846 8260C	9/6/17	9/7/17 9:11	LBD
Bromomethane	ND	5.0	µg/L	1		SW-846 8260C	9/6/17	9/7/17 9:11	LBD
2-Butanone (MEK)	ND	5.0	µg/L	1		SW-846 8260C	9/6/17	9/7/17 9:11	LBD
n-Butylbenzene	ND	1.0	µg/L	1		SW-846 8260C	9/6/17	9/7/17 9:11	LBD
sec-Butylbenzene	ND	1.0	µg/L	1		SW-846 8260C	9/6/17	9/7/17 9:11	LBD
tert-Butylbenzene	ND	1.0	µg/L	1		SW-846 8260C	9/6/17	9/7/17 9:11	LBD
Carbon Disulfide	ND	5.0	µg/L	1		SW-846 8260C	9/6/17	9/7/17 9:11	LBD
Carbon Tetrachloride	ND	0.50	µg/L	1		SW-846 8260C	9/6/17	9/7/17 9:11	LBD
Chlorobenzene	ND	0.50	µg/L	1		SW-846 8260C	9/6/17	9/7/17 9:11	LBD
Chlorodibromomethane	ND	0.50	µg/L	1		SW-846 8260C	9/6/17	9/7/17 9:11	LBD
Chloroethane	ND	0.50	µg/L	1		SW-846 8260C	9/6/17	9/7/17 9:11	LBD
Chloroform	ND	0.50	µg/L	1		SW-846 8260C	9/6/17	9/7/17 9:11	LBD
Chloromethane	ND	0.60	µg/L	1	L-03, V-05	SW-846 8260C	9/6/17	9/7/17 9:11	LBD
2-Chlorotoluene	ND	0.50	µg/L	1		SW-846 8260C	9/6/17	9/7/17 9:11	LBD
4-Chlorotoluene	ND	0.50	µg/L	1		SW-846 8260C	9/6/17	9/7/17 9:11	LBD
1,2-Dibromo-3-chloropropane (DBCP)	ND	1.0	µg/L	1		SW-846 8260C	9/6/17	9/7/17 9:11	LBD
1,2-Dibromoethane (EDB)	ND	0.50	µg/L	1		SW-846 8260C	9/6/17	9/7/17 9:11	LBD
Dibromomethane	ND	0.50	µg/L	1		SW-846 8260C	9/6/17	9/7/17 9:11	LBD
1,2-Dichlorobenzene	ND	0.50	µg/L	1		SW-846 8260C	9/6/17	9/7/17 9:11	LBD
1,3-Dichlorobenzene	ND	0.50	µg/L	1		SW-846 8260C	9/6/17	9/7/17 9:11	LBD
1,4-Dichlorobenzene	ND	0.50	µg/L	1		SW-846 8260C	9/6/17	9/7/17 9:11	LBD
trans-1,4-Dichloro-2-butene	ND	2.0	µg/L	1		SW-846 8260C	9/6/17	9/7/17 9:11	LBD
Dichlorodifluoromethane (Freon 12)	ND	0.50	µg/L	1		SW-846 8260C	9/6/17	9/7/17 9:11	LBD
1,1-Dichloroethane	ND	0.50	µg/L	1		SW-846 8260C	9/6/17	9/7/17 9:11	LBD
1,2-Dichloroethane	ND	0.50	µg/L	1		SW-846 8260C	9/6/17	9/7/17 9:11	LBD
1,1-Dichloroethylene	ND	0.50	µg/L	1		SW-846 8260C	9/6/17	9/7/17 9:11	LBD
cis-1,2-Dichloroethylene	ND	0.50	µg/L	1		SW-846 8260C	9/6/17	9/7/17 9:11	LBD
trans-1,2-Dichloroethylene	ND	1.0	µg/L	1		SW-846 8260C	9/6/17	9/7/17 9:11	LBD
1,2-Dichloropropane	ND	0.50	µg/L	1		SW-846 8260C	9/6/17	9/7/17 9:11	LBD
1,3-Dichloropropane	ND	0.50	µg/L	1		SW-846 8260C	9/6/17	9/7/17 9:11	LBD
2,2-Dichloropropane	ND	0.50	µg/L	1		SW-846 8260C	9/6/17	9/7/17 9:11	LBD
1,1-Dichloropropene	ND	0.50	µg/L	1		SW-846 8260C	9/6/17	9/7/17 9:11	LBD
cis-1,3-Dichloropropene	ND	0.50	µg/L	1		SW-846 8260C	9/6/17	9/7/17 9:11	LBD
trans-1,3-Dichloropropene	ND	0.50	µg/L	1		SW-846 8260C	9/6/17	9/7/17 9:11	LBD
Ethylbenzene	ND	0.50	µg/L	1		SW-846 8260C	9/6/17	9/7/17 9:11	LBD
Hexachlorobutadiene	ND	0.60	µg/L	1		SW-846 8260C	9/6/17	9/7/17 9:11	LBD
2-Hexanone (MBK)	ND	5.0	µg/L	1		SW-846 8260C	9/6/17	9/7/17 9:11	LBD
Isopropylbenzene (Cumene)	ND	0.50	µg/L	1		SW-846 8260C	9/6/17	9/7/17 9:11	LBD
p-Isopropyltoluene (p-Cymene)	ND	0.50	µg/L	1		SW-846 8260C	9/6/17	9/7/17 9:11	LBD

con-test® ANALYTICAL LABORATORY
39 Spruce Street * East Longmeadow, MA 01028 * FAX 413/525-6405 * TEL. 413/525-2332

Project Location: Simsbury, CT | Sample Description: | Work Order: 17I0066

Date Received: 9/1/2017

Field Sample #: MW-R4 | Sampled: 9/1/2017 14:12

Sample ID: 17I0066-02

Sample Matrix: Ground Water

Volatile Organic Compounds by GC/MS

Analyte	Results	RL	Units	Dilution	Flag/Qual	Method	Date Prepared	Date/Time Analyzed	Analyst
Methyl tert-Butyl Ether (MTBE)	ND	0.50	µg/L	1		SW-846 8260C	9/6/17	9/7/17 9:11	LBD
Methylene Chloride	ND	5.0	µg/L	1		SW-846 8260C	9/6/17	9/7/17 9:11	LBD
4-Methyl-2-pentanone (MIBK)	ND	5.0	µg/L	1		SW-846 8260C	9/6/17	9/7/17 9:11	LBD
Naphthalene	ND	2.0	µg/L	1		SW-846 8260C	9/6/17	9/7/17 9:11	LBD
n-Propylbenzene	ND	1.0	µg/L	1		SW-846 8260C	9/6/17	9/7/17 9:11	LBD
Styrene	ND	1.0	µg/L	1		SW-846 8260C	9/6/17	9/7/17 9:11	LBD
1,1,1,2-Tetrachloroethane	ND	0.50	µg/L	1		SW-846 8260C	9/6/17	9/7/17 9:11	LBD
1,1,2,2-Tetrachloroethane	ND	0.50	µg/L	1		SW-846 8260C	9/6/17	9/7/17 9:11	LBD
Tetrachloroethylene	ND	1.0	µg/L	1		SW-846 8260C	9/6/17	9/7/17 9:11	LBD
Tetrahydrofuran	ND	10	µg/L	1		SW-846 8260C	9/6/17	9/7/17 9:11	LBD
Toluene	ND	1.0	µg/L	1		SW-846 8260C	9/6/17	9/7/17 9:11	LBD
1,2,3-Trichlorobenzene	ND	2.0	µg/L	1		SW-846 8260C	9/6/17	9/7/17 9:11	LBD
1,2,4-Trichlorobenzene	ND	1.0	µg/L	1		SW-846 8260C	9/6/17	9/7/17 9:11	LBD
1,1,1-Trichloroethane	ND	0.50	µg/L	1		SW-846 8260C	9/6/17	9/7/17 9:11	LBD
1,1,2-Trichloroethane	ND	0.50	µg/L	1		SW-846 8260C	9/6/17	9/7/17 9:11	LBD
Trichloroethylene	ND	1.0	µg/L	1		SW-846 8260C	9/6/17	9/7/17 9:11	LBD
Trichlorofluoromethane (Freon 11)	ND	2.0	µg/L	1		SW-846 8260C	9/6/17	9/7/17 9:11	LBD
1,2,3-Trichloropropane	ND	0.50	µg/L	1		SW-846 8260C	9/6/17	9/7/17 9:11	LBD
1,1,2-Trichloro-1,2,2-trifluoroethane (Freon 113)	ND	0.50	µg/L	1		SW-846 8260C	9/6/17	9/7/17 9:11	LBD
1,2,4-Trimethylbenzene	ND	0.50	µg/L	1		SW-846 8260C	9/6/17	9/7/17 9:11	LBD
1,3,5-Trimethylbenzene	ND	0.50	µg/L	1		SW-846 8260C	9/6/17	9/7/17 9:11	LBD
Vinyl Chloride	ND	1.0	µg/L	1		SW-846 8260C	9/6/17	9/7/17 9:11	LBD
m+p Xylene	ND	2.0	µg/L	1		SW-846 8260C	9/6/17	9/7/17 9:11	LBD
o-Xylene	ND	1.0	µg/L	1		SW-846 8260C	9/6/17	9/7/17 9:11	LBD

Surrogates	% Recovery	Recovery Limits	Flag/Qual		
1,2-Dichloroethane-d4	99.4	70-130			9/7/17 9:11
Toluene-d8	99.2	70-130			9/7/17 9:11
4-Bromofluorobenzene	99.4	70-130			9/7/17 9:11

con-test® ANALYTICAL LABORATORY
39 Spruce Street * East Longmeadow, MA 01028 * FAX 413/525-6405 * TEL. 413/525-2332

Project Location: Simsbury, CT | Sample Description: | Work Order: 17I0066

Date Received: 9/1/2017

Field Sample #: MW-CCA1 | Sampled: 9/1/2017 10:45

Sample ID: 17I0066-03

Sample Matrix: Ground Water

Volatile Organic Compounds by GC/MS

Analyte	Results	RL	Units	Dilution	Flag/Qual	Method	Date Prepared	Date/Time Analyzed	Analyst
Acetone	ND	10	µg/L	1		SW-846 8260C	9/6/17	9/7/17 9:42	LBD
Acrylonitrile	ND	2.0	µg/L	1		SW-846 8260C	9/6/17	9/7/17 9:42	LBD
Benzene	ND	0.50	µg/L	1		SW-846 8260C	9/6/17	9/7/17 9:42	LBD
Bromobenzene	ND	0.50	µg/L	1		SW-846 8260C	9/6/17	9/7/17 9:42	LBD
Bromodichloromethane	ND	0.50	µg/L	1		SW-846 8260C	9/6/17	9/7/17 9:42	LBD
Bromoform	ND	0.50	µg/L	1		SW-846 8260C	9/6/17	9/7/17 9:42	LBD
Bromomethane	ND	5.0	µg/L	1		SW-846 8260C	9/6/17	9/7/17 9:42	LBD
2-Butanone (MEK)	ND	5.0	µg/L	1		SW-846 8260C	9/6/17	9/7/17 9:42	LBD
n-Butylbenzene	ND	1.0	µg/L	1		SW-846 8260C	9/6/17	9/7/17 9:42	LBD
sec-Butylbenzene	ND	1.0	µg/L	1		SW-846 8260C	9/6/17	9/7/17 9:42	LBD
tert-Butylbenzene	ND	1.0	µg/L	1		SW-846 8260C	9/6/17	9/7/17 9:42	LBD
Carbon Disulfide	ND	5.0	µg/L	1		SW-846 8260C	9/6/17	9/7/17 9:42	LBD
Carbon Tetrachloride	ND	0.50	µg/L	1		SW-846 8260C	9/6/17	9/7/17 9:42	LBD
Chlorobenzene	ND	0.50	µg/L	1		SW-846 8260C	9/6/17	9/7/17 9:42	LBD
Chlorodibromomethane	ND	0.50	µg/L	1		SW-846 8260C	9/6/17	9/7/17 9:42	LBD
Chloroethane	ND	0.50	µg/L	1		SW-846 8260C	9/6/17	9/7/17 9:42	LBD
Chloroform	ND	0.50	µg/L	1		SW-846 8260C	9/6/17	9/7/17 9:42	LBD
Chloromethane	ND	0.60	µg/L	1	L-03, V-05	SW-846 8260C	9/6/17	9/7/17 9:42	LBD
2-Chlorotoluene	ND	0.50	µg/L	1		SW-846 8260C	9/6/17	9/7/17 9:42	LBD
4-Chlorotoluene	ND	0.50	µg/L	1		SW-846 8260C	9/6/17	9/7/17 9:42	LBD
1,2-Dibromo-3-chloropropane (DBCP)	ND	1.0	µg/L	1		SW-846 8260C	9/6/17	9/7/17 9:42	LBD
1,2-Dibromoethane (EDB)	ND	0.50	µg/L	1		SW-846 8260C	9/6/17	9/7/17 9:42	LBD
Dibromomethane	ND	0.50	µg/L	1		SW-846 8260C	9/6/17	9/7/17 9:42	LBD
1,2-Dichlorobenzene	ND	0.50	µg/L	1		SW-846 8260C	9/6/17	9/7/17 9:42	LBD
1,3-Dichlorobenzene	ND	0.50	µg/L	1		SW-846 8260C	9/6/17	9/7/17 9:42	LBD
1,4-Dichlorobenzene	ND	0.50	µg/L	1		SW-846 8260C	9/6/17	9/7/17 9:42	LBD
trans-1,4-Dichloro-2-butene	ND	2.0	µg/L	1		SW-846 8260C	9/6/17	9/7/17 9:42	LBD
Dichlorodifluoromethane (Freon 12)	ND	0.50	µg/L	1		SW-846 8260C	9/6/17	9/7/17 9:42	LBD
1,1-Dichloroethane	ND	0.50	µg/L	1		SW-846 8260C	9/6/17	9/7/17 9:42	LBD
1,2-Dichloroethane	ND	0.50	µg/L	1		SW-846 8260C	9/6/17	9/7/17 9:42	LBD
1,1-Dichloroethylene	ND	0.50	µg/L	1		SW-846 8260C	9/6/17	9/7/17 9:42	LBD
cis-1,2-Dichloroethylene	ND	0.50	µg/L	1		SW-846 8260C	9/6/17	9/7/17 9:42	LBD
trans-1,2-Dichloroethylene	ND	1.0	µg/L	1		SW-846 8260C	9/6/17	9/7/17 9:42	LBD
1,2-Dichloropropane	ND	0.50	µg/L	1		SW-846 8260C	9/6/17	9/7/17 9:42	LBD
1,3-Dichloropropane	ND	0.50	µg/L	1		SW-846 8260C	9/6/17	9/7/17 9:42	LBD
2,2-Dichloropropane	ND	0.50	µg/L	1		SW-846 8260C	9/6/17	9/7/17 9:42	LBD
1,1-Dichloropropene	ND	0.50	µg/L	1		SW-846 8260C	9/6/17	9/7/17 9:42	LBD
cis-1,3-Dichloropropene	ND	0.50	µg/L	1		SW-846 8260C	9/6/17	9/7/17 9:42	LBD
trans-1,3-Dichloropropene	ND	0.50	µg/L	1		SW-846 8260C	9/6/17	9/7/17 9:42	LBD
Ethylbenzene	ND	0.50	µg/L	1		SW-846 8260C	9/6/17	9/7/17 9:42	LBD
Hexachlorobutadiene	ND	0.60	µg/L	1		SW-846 8260C	9/6/17	9/7/17 9:42	LBD
2-Hexanone (MBK)	ND	5.0	µg/L	1		SW-846 8260C	9/6/17	9/7/17 9:42	LBD
Isopropylbenzene (Cumene)	ND	0.50	µg/L	1		SW-846 8260C	9/6/17	9/7/17 9:42	LBD
p-Isopropyltoluene (p-Cymene)	ND	0.50	µg/L	1		SW-846 8260C	9/6/17	9/7/17 9:42	LBD

con-test® ANALYTICAL LABORATORY
39 Spruce Street * East Longmeadow, MA 01028 * FAX 413/525-6405 * TEL. 413/525-2332

Project Location: Simsbury, CT | Sample Description: | Work Order: 17I0066

Date Received: 9/1/2017

Field Sample #: MW-CCA1 | Sampled: 9/1/2017 10:45

Sample ID: 17I0066-03

Sample Matrix: Ground Water

Volatile Organic Compounds by GC/MS

Analyte	Results	RL	Units	Dilution	Flag/Qual	Method	Date Prepared	Date/Time Analyzed	Analyst
Methyl tert-Butyl Ether (MTBE)	ND	0.50	µg/L	1		SW-846 8260C	9/6/17	9/7/17 9:42	LBD
Methylene Chloride	ND	5.0	µg/L	1		SW-846 8260C	9/6/17	9/7/17 9:42	LBD
4-Methyl-2-pentanone (MIBK)	ND	5.0	µg/L	1		SW-846 8260C	9/6/17	9/7/17 9:42	LBD
Naphthalene	ND	2.0	µg/L	1		SW-846 8260C	9/6/17	9/7/17 9:42	LBD
n-Propylbenzene	ND	1.0	µg/L	1		SW-846 8260C	9/6/17	9/7/17 9:42	LBD
Styrene	ND	1.0	µg/L	1		SW-846 8260C	9/6/17	9/7/17 9:42	LBD
1,1,1,2-Tetrachloroethane	ND	0.50	µg/L	1		SW-846 8260C	9/6/17	9/7/17 9:42	LBD
1,1,2,2-Tetrachloroethane	ND	0.50	µg/L	1		SW-846 8260C	9/6/17	9/7/17 9:42	LBD
Tetrachloroethylene	ND	1.0	µg/L	1		SW-846 8260C	9/6/17	9/7/17 9:42	LBD
Tetrahydrofuran	ND	10	µg/L	1		SW-846 8260C	9/6/17	9/7/17 9:42	LBD
Toluene	ND	1.0	µg/L	1		SW-846 8260C	9/6/17	9/7/17 9:42	LBD
1,2,3-Trichlorobenzene	ND	2.0	µg/L	1		SW-846 8260C	9/6/17	9/7/17 9:42	LBD
1,2,4-Trichlorobenzene	ND	1.0	µg/L	1		SW-846 8260C	9/6/17	9/7/17 9:42	LBD
1,1,1-Trichloroethane	ND	0.50	µg/L	1		SW-846 8260C	9/6/17	9/7/17 9:42	LBD
1,1,2-Trichloroethane	ND	0.50	µg/L	1		SW-846 8260C	9/6/17	9/7/17 9:42	LBD
Trichloroethylene	ND	1.0	µg/L	1		SW-846 8260C	9/6/17	9/7/17 9:42	LBD
Trichlorofluoromethane (Freon 11)	ND	2.0	µg/L	1		SW-846 8260C	9/6/17	9/7/17 9:42	LBD
1,2,3-Trichloropropane	ND	0.50	µg/L	1		SW-846 8260C	9/6/17	9/7/17 9:42	LBD
1,1,2-Trichloro-1,2,2-trifluoroethane (Freon 113)	ND	0.50	µg/L	1		SW-846 8260C	9/6/17	9/7/17 9:42	LBD
1,2,4-Trimethylbenzene	ND	0.50	µg/L	1		SW-846 8260C	9/6/17	9/7/17 9:42	LBD
1,3,5-Trimethylbenzene	ND	0.50	µg/L	1		SW-846 8260C	9/6/17	9/7/17 9:42	LBD
Vinyl Chloride	ND	1.0	µg/L	1		SW-846 8260C	9/6/17	9/7/17 9:42	LBD
m+p Xylene	ND	2.0	µg/L	1		SW-846 8260C	9/6/17	9/7/17 9:42	LBD
o-Xylene	ND	1.0	µg/L	1		SW-846 8260C	9/6/17	9/7/17 9:42	LBD

Surrogates	% Recovery	Recovery Limits	Flag/Qual	
1,2-Dichloroethane-d4	99.8	70-130		9/7/17 9:42
Toluene-d8	99.1	70-130		9/7/17 9:42
4-Bromofluorobenzene	101	70-130		9/7/17 9:42

con-test® ANALYTICAL LABORATORY
39 Spruce Street * East Longmeadow, MA 01028 * FAX 413/525-6405 * TEL. 413/525-2332

Project Location: Simsbury, CT | Sample Description: | Work Order: 17I0066

Date Received: 9/1/2017

Field Sample #: MW-CCA1 | Sampled: 9/1/2017 10:45

Sample ID: 17I0066-03

Sample Matrix: Ground Water

Petroleum Hydrocarbons Analyses

Analyte	Results	RL	Units	Dilution	Flag/Qual	Method	Date Prepared	Date/Time Analyzed	Analyst
CT ETPH	ND	0.075	mg/L	1		CTDEP ETPH	9/7/17	9/8/17 21:37	SCS

Surrogates	% Recovery	Recovery Limits	Flag/Qual					
o-Terphenyl	96.5	50-150						9/8/17 21:37

con-test® ANALYTICAL LABORATORY
39 Spruce Street * East Longmeadow, MA 01028 * FAX 413/525-6405 * TEL. 413/525-2332

Project Location: Simsbury, CT | Sample Description: | Work Order: 17I0066

Date Received: 9/1/2017

Field Sample #: MW-CCA1 | Sampled: 9/1/2017 10:45

Sample ID: 17I0066-03

Sample Matrix: Ground Water

Metals Analyses (Total)

Analyte	Results	RL	Units	Dilution	Flag/Qual	Method	Date Prepared	Date/Time Analyzed	Analyst
Arsenic	ND	2.0	µg/L	5		SW-846 6020A-B	9/8/17	9/11/17 14:30	WSD
Barium	79	50	µg/L	5		SW-846 6020A-B	9/8/17	9/11/17 14:30	WSD
Cadmium	ND	2.5	µg/L	5		SW-846 6020A-B	9/8/17	9/11/17 14:30	WSD
Chromium	ND	5.0	µg/L	5		SW-846 6020A-B	9/8/17	9/11/17 14:30	WSD
Lead	ND	5.0	µg/L	5		SW-846 6020A-B	9/8/17	9/11/17 14:30	WSD
Mercury	ND	0.00010	mg/L	1		SW-846 7470A	9/6/17	9/7/17 9:39	TJK
Selenium	ND	25	µg/L	5		SW-846 6020A-B	9/8/17	9/11/17 14:30	WSD
Silver	ND	2.5	µg/L	5		SW-846 6020A-B	9/8/17	9/11/17 14:30	WSD

con-test® ANALYTICAL LABORATORY
39 Spruce Street * East Longmeadow, MA 01028 * FAX 413/525-6405 * TEL. 413/525-2332

Sample Extraction Data

Prep Method: SW-846 3510C-CTDEP ETPH

Lab Number [Field ID]	Batch	Initial [mL]	Final [mL]	Date
17I0066-03 [MW-CCA1]	B185690	1000	1.00	09/07/17

Prep Method: SW-846 3005A-SW-846 6020A-B

Lab Number [Field ID]	Batch	Initial [mL]	Final [mL]	Date
17I0066-03 [MW-CCA1]	B185847	50.0	50.0	09/08/17

Prep Method: SW-846 7470A Prep-SW-846 7470A

Lab Number [Field ID]	Batch	Initial [mL]	Final [mL]	Date
17I0066-03 [MW-CCA1]	B185607	6.00	6.00	09/06/17

Prep Method: SW-846 5030B-SW-846 8260C

Lab Number [Field ID]	Batch	Initial [mL]	Final [mL]	Date
17I0066-01 [TB-090117]	B185592	5	5.00	09/06/17
17I0066-02 [MW-R4]	B185592	5	5.00	09/06/17
17I0066-03 [MW-CCA1]	B185592	5	5.00	09/06/17

con-test® ANALYTICAL LABORATORY
39 Spruce Street * East Longmeadow, MA 01028 * FAX 413/525-6405 * TEL. 413/525-2332

QUALITY CONTROL

Volatile Organic Compounds by GC/MS - Quality Control

Analyte	Result	Reporting Limit	Units	Spike Level	Source Result	%REC	%REC Limits	RPD	RPD Limit	Notes
Batch B185592 - SW-846 5030B										
Blank (B185592-BLK1)				Prepared: 09/06/17 Analyzed: 09/07/17						
Acetone	ND	10	µg/L							
Acrylonitrile	ND	2.0	µg/L							
Benzene	ND	0.50	µg/L							
Bromobenzene	ND	0.50	µg/L							
Bromodichloromethane	ND	0.50	µg/L							
Bromoform	ND	0.50	µg/L							
Bromomethane	ND	1.0	µg/L							
2-Butanone (MEK)	ND	5.0	µg/L							
n-Butylbenzene	ND	1.0	µg/L							
sec-Butylbenzene	ND	1.0	µg/L							
tert-Butylbenzene	ND	1.0	µg/L							
Carbon Disulfide	ND	5.0	µg/L							
Carbon Tetrachloride	ND	0.50	µg/L							
Chlorobenzene	ND	0.50	µg/L							
Chlorodibromomethane	ND	0.50	µg/L							
Chloroethane	ND	0.50	µg/L							
Chloroform	ND	0.50	µg/L							
Chloromethane	ND	0.60	µg/L							L-03, V-05
2-Chlorotoluene	ND	0.50	µg/L							
4-Chlorotoluene	ND	0.50	µg/L							
1,2-Dibromo-3-chloropropane (DBCP)	ND	0.50	µg/L							
1,2-Dibromoethane (EDB)	ND	0.50	µg/L							
Dibromomethane	ND	0.50	µg/L							
1,2-Dichlorobenzene	ND	0.50	µg/L							
1,3-Dichlorobenzene	ND	0.50	µg/L							
1,4-Dichlorobenzene	ND	0.50	µg/L							
trans-1,4-Dichloro-2-butene	ND	2.0	µg/L							
Dichlorodifluoromethane (Freon 12)	ND	0.50	µg/L							
1,1-Dichloroethane	ND	0.50	µg/L							
1,2-Dichloroethane	ND	0.50	µg/L							
1,1-Dichloroethylene	ND	0.50	µg/L							
cis-1,2-Dichloroethylene	ND	0.50	µg/L							
trans-1,2-Dichloroethylene	ND	1.0	µg/L							
1,2-Dichloropropane	ND	0.50	µg/L							
1,3-Dichloropropane	ND	0.50	µg/L							
2,2-Dichloropropane	ND	0.50	µg/L							
1,1-Dichloropropene	ND	0.50	µg/L							
cis-1,3-Dichloropropene	ND	0.50	µg/L							
trans-1,3-Dichloropropene	ND	0.50	µg/L							
Ethylbenzene	ND	0.50	µg/L							
Hexachlorobutadiene	ND	0.60	µg/L							
2-Hexanone (MBK)	ND	5.0	µg/L							
Isopropylbenzene (Cumene)	ND	0.50	µg/L							
p-Isopropyltoluene (p-Cymene)	ND	0.50	µg/L							
Methyl tert-Butyl Ether (MTBE)	ND	0.50	µg/L							
Methylene Chloride	ND	5.0	µg/L							
4-Methyl-2-pentanone (MIBK)	ND	5.0	µg/L							
Naphthalene	ND	2.0	µg/L							
n-Propylbenzene	ND	1.0	µg/L							
Styrene	ND	1.0	µg/L							
1,1,1,2-Tetrachloroethane	ND	0.50	µg/L							
1,1,2,2-Tetrachloroethane	ND	0.50	µg/L							

con-test® ANALYTICAL LABORATORY
39 Spruce Street * East Longmeadow, MA 01028 * FAX 413/525-6405 * TEL. 413/525-2332

QUALITY CONTROL

Volatile Organic Compounds by GC/MS - Quality Control

Analyte	Result	Reporting Limit	Units	Spike Level	Source Result	%REC		%REC Limits	RPD	RPD Limit	Notes
Batch B185592 - SW-846 5030B											
Blank (B185592-BLK1)				Prepared: 09/06/17 Analyzed: 09/07/17							
Tetrachloroethylene	ND	1.0	µg/L								
Tetrahydrofuran	ND	10	µg/L								
Toluene	ND	1.0	µg/L								
1,2,3-Trichlorobenzene	ND	0.50	µg/L								
1,2,4-Trichlorobenzene	ND	0.50	µg/L								
1,1,1-Trichloroethane	ND	0.50	µg/L								
1,1,2-Trichloroethane	ND	0.50	µg/L								
Trichloroethylene	ND	1.0	µg/L								
Trichlorofluoromethane (Freon 11)	ND	2.0	µg/L								
1,2,3-Trichloropropane	ND	0.50	µg/L								
1,1,2-Trichloro-1,2,2-trifluoroethane (Freon 113)	ND	0.50	µg/L								
1,2,4-Trimethylbenzene	ND	0.50	µg/L								
1,3,5-Trimethylbenzene	ND	0.50	µg/L								
Vinyl Chloride	ND	1.0	µg/L								
m+p Xylene	ND	2.0	µg/L								
o-Xylene	ND	1.0	µg/L								
Surrogate: 1,2-Dichloroethane-d4	*24.3*		µg/L	25.0		97.3		70-130			
Surrogate: Toluene-d8	*24.6*		µg/L	25.0		98.5		70-130			
Surrogate: 4-Bromofluorobenzene	*24.8*		µg/L	25.0		99.3		70-130			
LCS (B185592-BS1)				Prepared: 09/06/17 Analyzed: 09/07/17							
Acetone	76.9	10	µg/L	100		76.9		70-130			
Acrylonitrile	8.81	2.0	µg/L	10.0		88.1		70-130			
Benzene	9.74	0.50	µg/L	10.0		97.4		70-130			
Bromobenzene	9.68	0.50	µg/L	10.0		96.8		70-130			
Bromodichloromethane	10.0	0.50	µg/L	10.0		100		70-130			
Bromoform	10.4	0.50	µg/L	10.0		104		70-130			
Bromomethane	10.3	1.0	µg/L	10.0		103		70-130			
2-Butanone (MEK)	83.8	5.0	µg/L	100		83.8		70-130			
n-Butylbenzene	9.80	1.0	µg/L	10.0		98.0		70-130			
sec-Butylbenzene	10.1	1.0	µg/L	10.0		101		70-130			
tert-Butylbenzene	10.3	1.0	µg/L	10.0		103		70-130			
Carbon Disulfide	101	5.0	µg/L	100		101		70-130			
Carbon Tetrachloride	10.4	0.50	µg/L	10.0		104		70-130			
Chlorobenzene	10.2	0.50	µg/L	10.0		102		70-130			
Chlorodibromomethane	11.0	0.50	µg/L	10.0		110		70-130			
Chloroethane	8.23	0.50	µg/L	10.0		82.3		70-130			
Chloroform	9.86	0.50	µg/L	10.0		98.6		70-130			
Chloromethane	6.63	0.60	µg/L	10.0		**66.3**	*	70-130			L-03, V-05
2-Chlorotoluene	10.2	0.50	µg/L	10.0		102		70-130			
4-Chlorotoluene	10.4	0.50	µg/L	10.0		104		70-130			
1,2-Dibromo-3-chloropropane (DBCP)	9.16	0.50	µg/L	10.0		91.6		70-130			
1,2-Dibromoethane (EDB)	10.0	0.50	µg/L	10.0		100		70-130			
Dibromomethane	10.4	0.50	µg/L	10.0		104		70-130			
1,2-Dichlorobenzene	10.1	0.50	µg/L	10.0		101		70-130			
1,3-Dichlorobenzene	10.1	0.50	µg/L	10.0		101		70-130			
1,4-Dichlorobenzene	10.1	0.50	µg/L	10.0		101		70-130			
trans-1,4-Dichloro-2-butene	8.76	2.0	µg/L	10.0		87.6		70-130			
Dichlorodifluoromethane (Freon 12)	9.14	0.50	µg/L	10.0		91.4		70-130			
1,1-Dichloroethane	9.18	0.50	µg/L	10.0		91.8		70-130			
1,2-Dichloroethane	10.5	0.50	µg/L	10.0		105		70-130			
1,1-Dichloroethylene	8.85	0.50	µg/L	10.0		88.5		70-130			

con-test® ANALYTICAL LABORATORY
39 Spruce Street * East Longmeadow, MA 01028 * FAX 413/525-6405 * TEL. 413/525-2332

QUALITY CONTROL

Volatile Organic Compounds by GC/MS - Quality Control

Analyte	Result	Reporting Limit	Units	Spike Level	Source Result	%REC	%REC Limits	RPD	RPD Limit	Notes
Batch B185592 - SW-846 5030B										
LCS (B185592-BS1)				Prepared: 09/06/17 Analyzed: 09/07/17						
cis-1,2-Dichloroethylene	8.91	0.50	µg/L	10.0		89.1	70-130			
trans-1,2-Dichloroethylene	9.15	1.0	µg/L	10.0		91.5	70-130			
1,2-Dichloropropane	9.32	0.50	µg/L	10.0		93.2	70-130			
1,3-Dichloropropane	10.1	0.50	µg/L	10.0		101	70-130			
2,2-Dichloropropane	8.38	0.50	µg/L	10.0		83.8	70-130			
1,1-Dichloropropene	10.0	0.50	µg/L	10.0		100	70-130			
cis-1,3-Dichloropropene	9.59	0.50	µg/L	10.0		95.9	70-130			
trans-1,3-Dichloropropene	9.68	0.50	µg/L	10.0		96.8	70-130			
Ethylbenzene	10.6	0.50	µg/L	10.0		106	70-130			
Hexachlorobutadiene	11.4	0.60	µg/L	10.0		114	70-130			
2-Hexanone (MBK)	90.1	5.0	µg/L	100		90.1	70-130			
Isopropylbenzene (Cumene)	10.5	0.50	µg/L	10.0		105	70-130			
p-Isopropyltoluene (p-Cymene)	10.2	0.50	µg/L	10.0		102	70-130			
Methyl tert-Butyl Ether (MTBE)	9.63	0.50	µg/L	10.0		96.3	70-130			
Methylene Chloride	7.79	5.0	µg/L	10.0		77.9	70-130			
4-Methyl-2-pentanone (MIBK)	91.2	5.0	µg/L	100		91.2	70-130			
Naphthalene	9.02	2.0	µg/L	10.0		90.2	70-130			
n-Propylbenzene	10.1	1.0	µg/L	10.0		101	70-130			
Styrene	10.4	1.0	µg/L	10.0		104	70-130			
1,1,1,2-Tetrachloroethane	10.4	0.50	µg/L	10.0		104	70-130			
1,1,2,2-Tetrachloroethane	9.81	0.50	µg/L	10.0		98.1	70-130			
Tetrachloroethylene	10.6	1.0	µg/L	10.0		106	70-130			
Tetrahydrofuran	7.98	10	µg/L	10.0		79.8	70-130			
Toluene	10.4	1.0	µg/L	10.0		104	70-130			
1,2,3-Trichlorobenzene	10.1	0.50	µg/L	10.0		101	70-130			
1,2,4-Trichlorobenzene	10.3	0.50	µg/L	10.0		103	70-130			
1,1,1-Trichloroethane	10.2	0.50	µg/L	10.0		102	70-130			
1,1,2-Trichloroethane	10.0	0.50	µg/L	10.0		100	70-130			
Trichloroethylene	10.0	1.0	µg/L	10.0		100	70-130			
Trichlorofluoromethane (Freon 11)	9.95	2.0	µg/L	10.0		99.5	70-130			
1,2,3-Trichloropropane	10.8	0.50	µg/L	10.0		108	70-130			
1,1,2-Trichloro-1,2,2-trifluoroethane (Freon 113)	9.28	0.50	µg/L	10.0		92.8	70-130			
1,2,4-Trimethylbenzene	10.5	0.50	µg/L	10.0		105	70-130			
1,3,5-Trimethylbenzene	10.4	0.50	µg/L	10.0		104	70-130			
Vinyl Chloride	7.82	1.0	µg/L	10.0		78.2	70-130			
m+p Xylene	21.8	2.0	µg/L	20.0		109	70-130			
o-Xylene	10.8	1.0	µg/L	10.0		108	70-130			
Surrogate: 1,2-Dichloroethane-d4	*24.0*		µg/L	25.0		96.0	70-130			
Surrogate: Toluene-d8	*24.4*		µg/L	25.0		97.8	70-130			
Surrogate: 4-Bromofluorobenzene	*25.1*		µg/L	25.0		101	70-130			

con-test® ANALYTICAL LABORATORY
39 Spruce Street * East Longmeadow, MA 01028 * FAX 413/525-6405 * TEL. 413/525-2332

QUALITY CONTROL

Petroleum Hydrocarbons Analyses - Quality Control

Analyte	Result	Reporting Limit	Units	Spike Level	Source Result	%REC	%REC Limits	RPD	RPD Limit	Notes
Batch B185690 - SW-846 3510C										
Blank (B185690-BLK1)				Prepared: 09/07/17 Analyzed: 09/08/17						
CT ETPH	ND	0.075	mg/L							
Surrogate: o-Terphenyl	*0.0970*		mg/L	0.100		97.0	50-150			
LCS (B185690-BS1)				Prepared: 09/07/17 Analyzed: 09/08/17						
CT ETPH	0.772	0.075	mg/L	1.00		77.2	60-120			
Surrogate: o-Terphenyl	*0.0991*		mg/L	0.100		99.1	50-150			
LCS Dup (B185690-BSD1)				Prepared: 09/07/17 Analyzed: 09/08/17						
CT ETPH	0.750	0.075	mg/L	1.00		75.0	60-120	2.84	30	
Surrogate: o-Terphenyl	*0.0956*		mg/L	0.100		95.6	50-150			

con-test® ANALYTICAL LABORATORY
39 Spruce Street * East Longmeadow, MA 01028 * FAX 413/525-6405 * TEL. 413/525-2332

QUALITY CONTROL

Metals Analyses (Total) - Quality Control

Analyte	Result	Reporting Limit	Units	Spike Level	Source Result	%REC	%REC Limits	RPD	RPD Limit	Notes
Batch B185607 - SW-846 7470A Prep										
Blank (B185607-BLK1)				Prepared: 09/06/17 Analyzed: 09/07/17						
Mercury	ND	0.00010	mg/L							
LCS (B185607-BS1)				Prepared: 09/06/17 Analyzed: 09/07/17						
Mercury	0.00173	0.00010	mg/L	0.00200		86.4	80-120			
LCS Dup (B185607-BSD1)				Prepared: 09/06/17 Analyzed: 09/07/17						
Mercury	0.00161	0.00010	mg/L	0.00200		80.6	80-120	6.90	20	
Batch B185847 - SW-846 3005A										
Blank (B185847-BLK1)				Prepared: 09/08/17 Analyzed: 09/11/17						
Arsenic	ND	2.0	µg/L							
Barium	ND	50	µg/L							
Cadmium	ND	2.5	µg/L							
Chromium	ND	5.0	µg/L							
Lead	ND	5.0	µg/L							
Selenium	ND	25	µg/L							
Silver	ND	2.5	µg/L							
LCS (B185847-BS1)				Prepared: 09/08/17 Analyzed: 09/11/17						
Arsenic	259	2.0	µg/L	250		104	80-120			
Barium	256	50	µg/L	250		102	80-120			
Cadmium	254	2.5	µg/L	250		102	80-120			
Chromium	254	5.0	µg/L	250		101	80-120			
Lead	245	5.0	µg/L	250		97.9	80-120			
Selenium	253	25	µg/L	250		101	80-120			
Silver	268	2.5	µg/L	250		107	80-120			
LCS Dup (B185847-BSD1)				Prepared: 09/08/17 Analyzed: 09/11/17						
Arsenic	255	2.0	µg/L	250		102	80-120	1.54	20	
Barium	262	50	µg/L	250		105	80-120	2.25	20	
Cadmium	259	2.5	µg/L	250		104	80-120	1.88	20	
Chromium	253	5.0	µg/L	250		101	80-120	0.406	20	
Lead	250	5.0	µg/L	250		100	80-120	2.32	20	
Selenium	251	25	µg/L	250		101	80-120	0.781	20	
Silver	275	2.5	µg/L	250		110	80-120	2.68	20	

con-test® ANALYTICAL LABORATORY
39 Spruce Street * East Longmeadow, MA 01028 * FAX 413/525-6405 * TEL. 413/525-2332

FLAG/QUALIFIER SUMMARY

*	QC result is outside of established limits.
†	Wide recovery limits established for difficult compound.
‡	Wide RPD limits established for difficult compound.
#	Data exceeded client recommended or regulatory level
ND	Not Detected
RL	Reporting Limit
DL	Method Detection Limit
MCL	Maximum Contaminant Level
	Percent recoveries and relative percent differences (RPDs) are determined by the software using values in the calculation which have not been rounded.
	No results have been blank subtracted unless specified in the case narrative section.
L-03	Laboratory fortified blank/laboratory control sample recovery is outside of control limits. Reported value for this compound is likely to be biased on the low side.
V-05	Continuing calibration did not meet method specifications and was biased on the low side for this compound. Increased uncertainty is associated with the reported value which is likely to be biased on the low side.

con-test® ANALYTICAL LABORATORY
39 Spruce Street * East Longmeadow, MA 01028 * FAX 413/525-6405 * TEL. 413/525-2332

CERTIFICATIONS

Certified Analyses included in this Report

Analyte	Certifications
CTDEP ETPH in Water	
CT ETPH	CT
SW-846 6020A-B in Water	
Arsenic	CT,NH,NY,ME,VA,NC
Barium	CT,NH,NY,ME,VA,NC
Cadmium	CT,NH,NY,RI,ME,VA,NC
Chromium	CT,NH,NY,ME,VA,NC
Lead	CT,NH,NY,ME,VA,NC
Selenium	CT,NH,NY,ME,VA,NC
Silver	CT,NH,NY,ME,VA,NC
SW-846 7470A in Water	
Mercury	CT,NH,NY,NC,ME,VA
SW-846 8260C in Water	
Acetone	CT,NH,NY,ME
Acrylonitrile	CT,NY,ME
Benzene	CT,NH,NY,ME
Bromobenzene	NY
Bromodichloromethane	CT,NH,NY,ME
Bromoform	CT,NH,NY,ME
Bromomethane	CT,NH,NY,ME
2-Butanone (MEK)	CT,NH,NY,ME
n-Butylbenzene	NY,ME
sec-Butylbenzene	NY,ME
tert-Butylbenzene	NY,ME
Carbon Disulfide	CT,NH,NY,ME
Carbon Tetrachloride	CT,NH,NY,ME
Chlorobenzene	CT,NH,NY,ME
Chlorodibromomethane	CT,NH,NY,ME
Chloroethane	CT,NH,NY,ME
Chloroform	CT,NH,NY,ME
Chloromethane	CT,NH,NY,ME
2-Chlorotoluene	NY,ME
4-Chlorotoluene	NY,ME
Dibromomethane	NH,NY,ME
1,2-Dichlorobenzene	CT,NY,ME
1,3-Dichlorobenzene	CT,NH,NY,ME
1,4-Dichlorobenzene	CT,NH,NY,ME
trans-1,4-Dichloro-2-butene	NH,NY,ME
Dichlorodifluoromethane (Freon 12)	NH,NY,ME
1,1-Dichloroethane	CT,NH,NY,ME
1,2-Dichloroethane	CT,NH,NY,ME
1,1-Dichloroethylene	CT,NH,NY,ME
cis-1,2-Dichloroethylene	NY,ME
trans-1,2-Dichloroethylene	CT,NH,NY,ME
1,2-Dichloropropane	CT,NH,NY,ME
1,3-Dichloropropane	NY,ME
2,2-Dichloropropane	NH,NY,ME

con-test® ANALYTICAL LABORATORY
39 Spruce Street * East Longmeadow, MA 01028 * FAX 413/525-6405 * TEL. 413/525-2332

CERTIFICATIONS

Certified Analyses included in this Report

Analyte	Certifications
SW-846 8260C in Water	
1,1-Dichloropropene	NH,NY,ME
cis-1,3-Dichloropropene	CT,NH,NY,ME
trans-1,3-Dichloropropene	CT,NH,NY,ME
Ethylbenzene	CT,NH,NY,ME
Hexachlorobutadiene	CT,NH,NY,ME
2-Hexanone (MBK)	CT,NH,NY,ME
Isopropylbenzene (Cumene)	NY,ME
p-Isopropyltoluene (p-Cymene)	CT,NH,NY,ME
Methyl tert-Butyl Ether (MTBE)	CT,NH,NY,ME
Methylene Chloride	CT,NH,NY,ME
4-Methyl-2-pentanone (MIBK)	CT,NH,NY,ME
Naphthalene	NH,NY,ME
n-Propylbenzene	CT,NH,NY,ME
Styrene	CT,NH,NY,ME
1,1,1,2-Tetrachloroethane	CT,NH,NY,ME
1,1,2,2-Tetrachloroethane	CT,NH,NY,ME
Tetrachloroethylene	CT,NH,NY,ME
Toluene	CT,NH,NY,ME
1,2,3-Trichlorobenzene	NH,NY,ME
1,2,4-Trichlorobenzene	CT,NH,NY,ME
1,1,1-Trichloroethane	CT,NH,NY,ME
1,1,2-Trichloroethane	CT,NH,NY,ME
Trichloroethylene	CT,NH,NY,ME
Trichlorofluoromethane (Freon 11)	CT,NH,NY,ME
1,2,3-Trichloropropane	NH,NY,ME
1,1,2-Trichloro-1,2,2-trifluoroethane (Freon 113)	NY
1,2,4-Trimethylbenzene	NY,ME
1,3,5-Trimethylbenzene	NY,ME
Vinyl Chloride	CT,NH,NY,ME
m+p Xylene	NH,NY,ME
o-Xylene	NH,NY,ME

con-test® ANALYTICAL LABORATORY
39 Spruce Street * East Longmeadow, MA 01028 * FAX 413/525-6405 * TEL. 413/525-2332

The CON-TEST Environmental Laboratory operates under the following certifications and accreditations:

Code	Description	Number	Expires
AIHA	AIHA-LAP, LLC - ISO17025:2005	100033	02/1/2018
MA	Massachusetts DEP	M-MA100	06/30/2018
CT	Connecticut Department of Publilc Health	PH-0567	09/30/2017
NY	New York State Department of Health	10899 NELAP	04/1/2018
NH-S	New Hampshire Environmental Lab	2516 NELAP	02/5/2018
RI	Rhode Island Department of Health	LAO00112	12/30/2017
NC	North Carolina Div. of Water Quality	652	12/31/2017
NJ	New Jersey DEP	MA007 NELAP	06/30/2018
FL	Florida Department of Health	E871027 NELAP	06/30/2018
VT	Vermont Department of Health Lead Laboratory	LL015036	07/30/2018
ME	State of Maine	2011028	06/9/2019
VA	Commonwealth of Virginia	460217	12/14/2017
NH-P	New Hampshire Environmental Lab	2557 NELAP	09/6/2017
VT-DW	Vermont Department of Health Drinking Water	VT-255716	06/12/2018
NC-DW	North Carolina Department of Health	25703	07/31/2018

17I0066

con-test® ANALYTICAL LABORATORY

Phone: 413-525-2332
Fax: 413-525-6405
Email: info@contestlabs.com

http://www.contestlabs.com

Doc # 381 Rev 1_03242017

CHAIN OF CUSTODY RECORD

39 Spruce Street
East Longmeadow, MA 01028

Page 1 of 1

Company Name:	Weston & Sampson
Address:	273 Dividend Road, Rocky Hill, CT
Phone:	800-SAMPSON
Project Name:	Simsbury AWC
Project Location:	Simsbury, CT
Project Number:	
Project Manager:	Jeff Wilson, Zoe Belcher
Con-Test Quote Name/Number:	
Invoice Recipient:	Bill eversource, See comments below
Sampled By:	Gabriella Pagliuca

Requested Turnaround Time
7-Day ☐ 10-Day ☐
Due Date: 5-7 Bus Days

Rush-Approval Required
1-Day ☐ 3-Day ☐
2-Day ☐ 4-Day ☐

Data Delivery
Format: PDF ☒ EXCEL ☒
Other:
CLP Like Data Pkg Required: ☐
Email To:
Fax To #:

Con-Test Work Order#	Client Sample ID / Description	Beginning Date/Time	Ending Date/Time	Composite	Grab	Matrix Code	Conc Code	VOCs	ETPH	RCRA 8 Metals	# of Containers	Preservation Code	Container Code
								3	2				
								EH	I				
								V	A				
1	TB-090117	9/01/17				TB	U	X					
2	MW-R4	9/01/17	1412		X	GW	L	X	~~X~~	~~X~~			
3	MW-CCA1	9/01/17	1645					X	X	X			

ANALYSIS REQUESTED

Dissolved Metals Samples
○ Field Filtered
○ Lab to Filter

Orthophosphate Samples
○ Field Filtered
○ Lab to Filter

[1] Matrix Codes:
GW = Ground Water
WW = Waste Water
DW = Drinking Water
A = Air
S = Soil
SL = Sludge
SOL = Solid
O = Other (please define)
TB = Trip Blank

[2] Preservation Codes:
I = Iced
H = HCL
M = Methanol
N = Nitric Acid
S = Sulfuric Acid
B = Sodium Bisulfate
X = Sodium Hydroxide
T = Sodium Thiosulfate
O = Other (please define)

[3] Container Codes:
A = Amber Glass
G = Glass
P = Plastic
ST = Sterile
V = Vial
S = Summa Canister
T = Tedlar Bag
O = Other (please define)

Comments:
Please bill Eversource Energy directly
Client PO = 02274021 Rel #6

Please use the following codes to indicate possible sample concentration within the **Conc Code** column above:
H - High; M - Medium; L - Low; C - Clean; U - Unknown

Relinquished by: (signature)		Date/Time:
Received by: (signature)	4.0	Date/Time: 9/1/17 1830
Relinquished by: (signature)		Date/Time:
Received by: (signature)		Date/Time:
Relinquished by: (signature)		Date/Time:
Received by: (signature)		Date/Time:

Detection Limit Requirements
MA
CT GWPC SWPC
Other

Special Requirements
☐ MA MCP Required
MCP Certification Form Required
☒ CT RCP Required
RCP Certification Form Required
☐ MA State DW Required
PWSID #

con-test® ANALYTICAL LABORATORY
www.contestlabs.com
NELAC and AIHA-LAP, LLC Accredited

Project Entity
☐ Government ☐ Municipality ☐ MWRA ☐ WRTA
☐ Federal ☐ 21 J ☐ School
☐ City ☐ Brownfield ☐ MBTA

Other
☐ Chromatogram
☐ *AIHA-LAP,LLC*

PCB ONLY
☐ Soxhlet
☐ Non Soxhlet

Table of Contents

39 Spruce St.
East Longmeadow, MA. 01028
P: 413-525-2332
F: 413-525-6405
www.contestlabs.com

con-test® ANALYTICAL LABORATORY

Doc# 277 Rev 5 2017

Login Sample Receipt Checklist - (Rejection Criteria Listing - Using Acceptance Policy) Any False Statement will be brought to the attention of the Client - State True or False

Client Weston & Sampson

Received By JM Date 9/1/17 Time 1820

How were the samples received? In Cooler T No Cooler ____ On Ice T No Ice ____
Direct from Sampling ____ Ambient ____ Melted Ice ____

Were samples within Temperature? 2-6°C T By Gun # 1 Actual Temp - 4.0
By Blank # ____ Actual Temp - ____

Was Custody Seal Intact? N/A Were Samples Tampered with? N/A
Was COC Relinquished ? T Does Chain Agree With Samples? T
Are there broken/leaking/loose caps on any samples? F
Is COC in ink/ Legible? T Were samples received within holding time? T
Did COC include all pertinent Information? Client T Analysis T Sampler Name T
Project T ID's T Collection Dates/Times T
Are Sample labels filled out and legible? T
Are there Lab to Filters? N/A Who was notified? ____
Are there Rushes? N/A Who was notified? ____
Are there Short Holds? N/A Who was notified? ____
Is there enough Volume? T
Is there Headspace where applicable? T MS/MSD? N/A
Proper Media/Containers Used? T Is splitting samples required? N/A
Were trip blanks received? T On COC? T
Do all samples have the proper pH? Acid T Base ____

Vials	#	Containers:	#		#		
Unp-		1 Liter Amb.	2	1 Liter Plastic		16 oz Amb.	
HCL-	8	500 mL Amb.		500 mL Plastic		8oz Amb/Clear	
Meoh-		250 mL Amb.		250 mL Plastic	1	4oz Amb/Clear	
Bisulfate-		Col./Bacteria		Flashpoint		2oz Amb/Clear	
DI-		Other Plastic		Other Glass		Encore	
Thiosulfate-		SOC Kit		Plastic Bag		Frozen:	
Sulfuric-		Perchlorate		Ziplock			

Unused Media

Vials	#	Containers:	#		#		#
Unp-		1 Liter Amb.		1 Liter Plastic		16 oz Amb.	
HCL-		500 mL Amb.		500 mL Plastic		8oz Amb/Clear	
Meoh-		250 mL Amb.		250 mL Plastic		4oz Amb/Clear	
Bisulfate-		Col./Bacteria		Flashpoint		2oz Amb/Clear	
DI-		Other Plastic		Other Glass		Encore	
Thiosulfate-		SOC Kit		Plastic Bag		Frozen:	
Sulfuric-		Perchlorate		Ziplock			

Comments:

D:\HPCHEM\1\DATA\A091117\A0911006.D

CT ETPH DISCRIMINATION CHECK

Date Acquired	9/11/17
Data File Name	A0911006.D
Sample Name	ETPH 1500
Instrument Name	5890DFID

Compound	Ret Time	Target Response	Average Response	*%D +/- 20
c - 9	1.29	524328	554084	-5
c - 10	1.64	532804	554084	-4
c - 12	2.37	552317	554084	0
c - 14	3.04	566100	554084	2
c - 16	3.65	580624	554084	5
c - 18	4.29	575815	554084	4
o-Terphenyl	4.57	636260	554084	
c - 20	4.89	583143	554084	5
c - 22	5.39	592516	554084	7
c - 24	5.83	553643	554084	0
c - 26	6.23	583238	554084	5
c - 28	6.59	572763	554084	3
c - 30	6.92	554883	554084	0
c - 32	7.23	523847	554084	-5
c - 34	7.53	511661	554084	-8
c - 36	7.87	503585	554084	-9

* One compound allowed %D </= 50%

Samples

17I0043-04@10X

D:\HPCHEM\1\DATA\A090817\A0908022.D

CT ETPH DISCRIMINATION CHECK

Date Acquired	9/8/17
Data File Name	A0908022.D
Sample Name	ETPH 1500
Instrument Name	5890DFID

Compound	Ret Time	Target Response	Average Response	*%D +/- 20
c - 9	1.29	481727	522771	-8
c - 10	1.64	490421	522771	-6
c - 12	2.37	509864	522771	-2
c - 14	3.04	523547	522771	0
c - 16	3.65	537626	522771	3
c - 18	4.29	533903	522771	2
o-Terphenyl	4.57	592385	522771	
c - 20	4.89	542364	522771	4
c - 22	5.39	553081	522771	6
c - 24	5.83	517523	522771	-1
c - 26	6.23	545373	522771	4
c - 28	6.59	537619	522771	3
c - 30	6.92	530058	522771	1
c - 32	7.24	513896	522771	-2
c - 34	7.53	512488	522771	-2
c - 36	7.88	512079	522771	-2

* One compound allowed %D </= 50%

Samples

17I0043-01
17I0043-02
17I0043-03
17I0043-05

D:\HPCHEM\1\DATA\A090817.SEC\A0908023.D

CT ETPH DISCRIMINATION CHECK

Date Acquired	9/8/17
Data File Name	A0908023.D
Sample Name	ETPH 1500
Instrument Name	5890DFID

Compound	Ret Time	Target Response	Average Response	*%D +/- 20
c - 9	1.28	595189	627905	-5
c - 10	1.62	603227	627905	-4
c - 12	2.34	621946	627905	-1
c - 14	3.01	635030	627905	1
c - 16	3.61	650070	627905	4
c - 18	4.23	642037	627905	2
o-Terphenyl	4.51	713270	627905	
c - 20	4.83	648513	627905	3
c - 22	5.34	656041	627905	4
c - 24	5.77	610215	627905	-3
c - 26	6.16	640547	627905	2
c - 28	6.52	632830	627905	1
c - 30	6.85	628422	627905	0
c - 32	7.16	615507	627905	-2
c - 34	7.46	619124	627905	-1
c - 36	7.77	619880	627905	-1

* One compound allowed %D </= 50%

Samples

17H1621-24
17I0058-15
17I0065-01
17I0066-03
17H1066-03
17H1066-02
17H1066-03
17H1066-04
17H1066-05
17H1643-01
17H1643-01
117I0028-01

REASONABLE CONFIDENCE PROTOCOL
LABORATORY ANALYSIS QA/QC CERTIFICATION FORM

Laboratory Name: Con-Test Analytical Laboratory

Client: Weston & Sampson

Project Location: Simsbury, CT

Project Number: 17I0066

Laboratory Sample ID(s):

17I0066-01 thru 17I0066-03

Sample Date(s):

09/01/2017

List RCP Methods Used:

CTDEP ETPH, SW-846 6020A-B, SW-846 7470A, SW-846 8260C

1	For each analytical method referenced in this laboratory report package, were all specified QA/QC performance criteria followed, including the requirement to explain any criteria falling outside of acceptable guidelines, as specified in the CTDEP method-specific Reasonable Confidence Protocol documents?	☑ Yes ☐ No
1A	Were the method specified preservation and holding time requirements met?	☑ Yes ☐ No
1B	VPH and EPH Methods only: Was the VPH and EPH method conducted without significant modifications (see Section 11.3 of respective RCP methods)?	☐ Yes ☐ No ☑ N/A
2	Were all samples received by the laboratory in a condition consistent with that described on the associated chain-of-custody document(s)?	☑ Yes ☐ No
3	Were samples received at an appropriate temperature (< 6 degrees C.)?	☑ Yes ☐ No ☐ N/A
4	Were all QA/QC performance criteria specified in the CTDEP Reasonable Confidence Protocol documents achieved?	☐ Yes ☑ No
5A	Were reporting limits specified or referenced on the chain-of-custody?	☑ Yes ☐ No
5B	Were these reporting limits met?	☐ Yes ☑ No
6	For each analytical method referenced in this laboratory report package, were results reported for all constituents identified in the method-specific analyte lists presented in the Reasonable Confidence Protocol documents?	☐ Yes ☑ No
7	Are project-specific matrix spikes and laboratory duplicates included in this data set?	☐ Yes ☑ No

Notes: For all questions to which the response was "No" (with the exception of question #7), additional information must be provided in an attached narrative. If the answer to question #1, #1A, or #1B is "No", the data package does not meet the requirements for "Reasonable Confidence."
This form may not be altered and all questions must be answered.

I, the undersigned, attest under the pains and penalties of perjury that, to the best of my knowledge and belief and based upon my personal inquiry of those responsible for providing the information contained in this analytical report, such information is accurate and complete.

Authorized Signature: Lisa Worthington **Position:** Project Manager

Printed Name: Lisa A. Worthington **Date:** 09/11/17

Name of Laboratory: Con-Test Analytical Laboratory

This certification form is to be used for RCP methods only.

con-test® ANALYTICAL LABORATORY
39 Spruce Street * East Longmeadow, MA 01028 * FAX 413/525-6405 * TEL. 413/525-2332

January 8, 2018

Jeff Willson
Weston & Sampson
273 Dividend Road
Rocky Hill, CT 06067

Project Location: Simsbury AWC
Client Job Number:
Project Number: [none]
Laboratory Work Order Number: 17L1201

Enclosed are results of analyses for samples received by the laboratory on December 29, 2017. If you have any questions concerning this report, please feel free to contact me.

Sincerely,



Meghan E. Kelley
Project Manager

Table of Contents

Sample Summary 3
Case Narrative 4
Sample Results 6
17L1201-01 6
17L1201-02 10
Sample Preparation Information 12
QC Data 13
Volatile Organic Compounds by GC/MS 13
B194271 13
Petroleum Hydrocarbons Analyses 16
B194297 16
Metals Analyses (Total) 17
B194341 17
B194389 18
Flag/Qualifier Summary 19
Certifications 20
Chain of Custody/Sample Receipt 23

con-test® ANALYTICAL LABORATORY
39 Spruce Street * East Longmeadow, MA 01028 * FAX 413/525-6405 * TEL. 413/525-2332

Weston & Sampson
273 Dividend Road
Rocky Hill, CT 06067
ATTN: Jeff Willson

REPORT DATE: 1/8/2018

PURCHASE ORDER NUMBER: 02274021 Rel #6

PROJECT NUMBER: [none]

ANALYTICAL SUMMARY

WORK ORDER NUMBER: 17L1201

The results of analyses performed on the following samples submitted to the CON-TEST Analytical Laboratory are found in this report.

PROJECT LOCATION: Simsbury AWC

FIELD SAMPLE #	LAB ID:	MATRIX	SAMPLE DESCRIPTION	TEST	SUB LAB
MW-CCA-1	17L1201-01	Ground Water		CTDEP ETPH	
				SW-846 6020A-B	
				SW-846 7470A	
				SW-846 8260C	
Trip Blank	17L1201-02	Trip Blank Water		SW-846 8260C	

con-test® ANALYTICAL LABORATORY
39 Spruce Street * East Longmeadow, MA 01028 * FAX 413/525-6405 * TEL. 413/525-2332

CASE NARRATIVE SUMMARY

All reported results are within defined laboratory quality control objectives unless listed below or otherwise qualified in this report.

For method 6020, only RCRA 8 metals were requested and reported.

SW-846 8260C

Qualifications:

L-03

Laboratory fortified blank/laboratory control sample recovery is outside of control limits. Reported value for this compound is likely to be biased on the low side.

Analyte & Samples(s) Qualified:

Dichlorodifluoromethane (Freon 1
17L1201-01[MW-CCA-1], 17L1201-02[Trip Blank], B194271-BLK1, B194271-BS1

V-20

Continuing calibration did not meet method specifications and was biased on the high side. Data validation is not affected since sample result was "not detected" for this compound.

Analyte & Samples(s) Qualified:

Acetone
B194271-BS1

V-34

Initial calibration verification (ICV) did not meet method specifications and was biased on the low side for this compound. Increased uncertainty is associated with the reported value which is likely to be biased on the low side.

Analyte & Samples(s) Qualified:

Bromomethane
17L1201-01[MW-CCA-1], 17L1201-02[Trip Blank], B194271-BLK1, B194271-BS1

Chloromethane
17L1201-01[MW-CCA-1], 17L1201-02[Trip Blank], B194271-BLK1, B194271-BS1

Dichlorodifluoromethane (Freon 1
17L1201-01[MW-CCA-1], 17L1201-02[Trip Blank], B194271-BLK1, B194271-BS1

V-35

Initial calibration verification (ICV) did not meet method specifications and was biased on the high side for this compound. Increased uncertainty is associated with the reported value which is likely to be biased on the high side.

Analyte & Samples(s) Qualified:

1,2,3-Trichloropropane
17L1201-01[MW-CCA-1], 17L1201-02[Trip Blank], B194271-BLK1, B194271-BS1

2,2-Dichloropropane
17L1201-01[MW-CCA-1], 17L1201-02[Trip Blank], B194271-BLK1, B194271-BS1

39 Spruce Street * East Longmeadow, MA 01028 * FAX 413/525-6405 * TEL. 413/525-2332

SW-846 6010C/D SW-846 6020A/B

For NC, Metals methods SW-846 6010D and SW-846 6020B are followed, and for all other states methods SW-846 6010C and SW-846 6020A are followed.

SW-846 8260C

All water reporting limits specified on the chain-of-custody were met except for Acrylonitrile, where the most protective criteria are not met since the laboratory cannot achieve the required RCP calibration criteria at these levels, unless otherwise listed in this narrative.

The results of analyses reported only relate to samples submitted to the Con-Test Analytical Laboratory for testing.
I certify that the analyses listed above, unless specifically listed as subcontracted, if any, were performed under my direction according to the approved methodologies listed in this document, and that based upon my inquiry of those individuals immediately responsible for obtaining the information, the material contained in this report is, to the best of my knowledge and belief, accurate and complete.

Lisa A. Worthington
Project Manager

con-test® ANALYTICAL LABORATORY
39 Spruce Street * East Longmeadow, MA 01028 * FAX 413/525-6405 * TEL. 413/525-2332

Project Location: Simsbury AWC | Sample Description: | Work Order: 17L1201

Date Received: 12/29/2017

Field Sample #: MW-CCA-1 | Sampled: 12/28/2017 12:00

Sample ID: 17L1201-01

Sample Matrix: Ground Water

Volatile Organic Compounds by GC/MS

Analyte	Results	RL	Units	Dilution	Flag/Qual	Method	Date Prepared	Date/Time Analyzed	Analyst
Acetone	ND	10	µg/L	1		SW-846 8260C	1/2/18	1/2/18 16:56	MFF
Acrylonitrile	ND	2.0	µg/L	1		SW-846 8260C	1/2/18	1/2/18 16:56	MFF
Benzene	ND	0.50	µg/L	1		SW-846 8260C	1/2/18	1/2/18 16:56	MFF
Bromobenzene	ND	0.50	µg/L	1		SW-846 8260C	1/2/18	1/2/18 16:56	MFF
Bromodichloromethane	ND	0.50	µg/L	1		SW-846 8260C	1/2/18	1/2/18 16:56	MFF
Bromoform	ND	1.0	µg/L	1		SW-846 8260C	1/2/18	1/2/18 16:56	MFF
Bromomethane	ND	1.0	µg/L	1	V-34	SW-846 8260C	1/2/18	1/2/18 16:56	MFF
2-Butanone (MEK)	ND	5.0	µg/L	1		SW-846 8260C	1/2/18	1/2/18 16:56	MFF
n-Butylbenzene	ND	1.0	µg/L	1		SW-846 8260C	1/2/18	1/2/18 16:56	MFF
sec-Butylbenzene	ND	1.0	µg/L	1		SW-846 8260C	1/2/18	1/2/18 16:56	MFF
tert-Butylbenzene	ND	1.0	µg/L	1		SW-846 8260C	1/2/18	1/2/18 16:56	MFF
Carbon Disulfide	ND	5.0	µg/L	1		SW-846 8260C	1/2/18	1/2/18 16:56	MFF
Carbon Tetrachloride	ND	0.50	µg/L	1		SW-846 8260C	1/2/18	1/2/18 16:56	MFF
Chlorobenzene	ND	0.50	µg/L	1		SW-846 8260C	1/2/18	1/2/18 16:56	MFF
Chlorodibromomethane	ND	0.50	µg/L	1		SW-846 8260C	1/2/18	1/2/18 16:56	MFF
Chloroethane	ND	1.0	µg/L	1		SW-846 8260C	1/2/18	1/2/18 16:56	MFF
Chloroform	ND	0.50	µg/L	1		SW-846 8260C	1/2/18	1/2/18 16:56	MFF
Chloromethane	ND	1.0	µg/L	1	V-34	SW-846 8260C	1/2/18	1/2/18 16:56	MFF
2-Chlorotoluene	ND	0.50	µg/L	1		SW-846 8260C	1/2/18	1/2/18 16:56	MFF
4-Chlorotoluene	ND	0.50	µg/L	1		SW-846 8260C	1/2/18	1/2/18 16:56	MFF
1,2-Dibromo-3-chloropropane (DBCP)	ND	0.50	µg/L	1		SW-846 8260C	1/2/18	1/2/18 16:56	MFF
1,2-Dibromoethane (EDB)	ND	0.50	µg/L	1		SW-846 8260C	1/2/18	1/2/18 16:56	MFF
Dibromomethane	ND	0.50	µg/L	1		SW-846 8260C	1/2/18	1/2/18 16:56	MFF
1,2-Dichlorobenzene	ND	0.50	µg/L	1		SW-846 8260C	1/2/18	1/2/18 16:56	MFF
1,3-Dichlorobenzene	ND	0.50	µg/L	1		SW-846 8260C	1/2/18	1/2/18 16:56	MFF
1,4-Dichlorobenzene	ND	0.50	µg/L	1		SW-846 8260C	1/2/18	1/2/18 16:56	MFF
trans-1,4-Dichloro-2-butene	ND	2.0	µg/L	1		SW-846 8260C	1/2/18	1/2/18 16:56	MFF
Dichlorodifluoromethane (Freon 12)	ND	0.50	µg/L	1	L-03, V-34	SW-846 8260C	1/2/18	1/2/18 16:56	MFF
1,1-Dichloroethane	ND	0.50	µg/L	1		SW-846 8260C	1/2/18	1/2/18 16:56	MFF
1,2-Dichloroethane	ND	0.50	µg/L	1		SW-846 8260C	1/2/18	1/2/18 16:56	MFF
1,1-Dichloroethylene	ND	1.0	µg/L	1		SW-846 8260C	1/2/18	1/2/18 16:56	MFF
cis-1,2-Dichloroethylene	ND	0.50	µg/L	1		SW-846 8260C	1/2/18	1/2/18 16:56	MFF
trans-1,2-Dichloroethylene	ND	1.0	µg/L	1		SW-846 8260C	1/2/18	1/2/18 16:56	MFF
1,2-Dichloropropane	ND	0.50	µg/L	1		SW-846 8260C	1/2/18	1/2/18 16:56	MFF
1,3-Dichloropropane	ND	0.50	µg/L	1		SW-846 8260C	1/2/18	1/2/18 16:56	MFF
2,2-Dichloropropane	ND	1.0	µg/L	1	V-35	SW-846 8260C	1/2/18	1/2/18 16:56	MFF
1,1-Dichloropropene	ND	0.50	µg/L	1		SW-846 8260C	1/2/18	1/2/18 16:56	MFF
cis-1,3-Dichloropropene	ND	0.50	µg/L	1		SW-846 8260C	1/2/18	1/2/18 16:56	MFF
trans-1,3-Dichloropropene	ND	0.50	µg/L	1		SW-846 8260C	1/2/18	1/2/18 16:56	MFF
Ethylbenzene	ND	0.50	µg/L	1		SW-846 8260C	1/2/18	1/2/18 16:56	MFF
Hexachlorobutadiene	ND	0.60	µg/L	1		SW-846 8260C	1/2/18	1/2/18 16:56	MFF
2-Hexanone (MBK)	ND	5.0	µg/L	1		SW-846 8260C	1/2/18	1/2/18 16:56	MFF
Isopropylbenzene (Cumene)	ND	0.50	µg/L	1		SW-846 8260C	1/2/18	1/2/18 16:56	MFF
p-Isopropyltoluene (p-Cymene)	ND	0.50	µg/L	1		SW-846 8260C	1/2/18	1/2/18 16:56	MFF

con-test® ANALYTICAL LABORATORY
39 Spruce Street * East Longmeadow, MA 01028 * FAX 413/525-6405 * TEL. 413/525-2332

Project Location: Simsbury AWC | Sample Description: | Work Order: 17L1201

Date Received: 12/29/2017

Field Sample #: MW-CCA-1 | Sampled: 12/28/2017 12:00

Sample ID: 17L1201-01

Sample Matrix: Ground Water

Volatile Organic Compounds by GC/MS

Analyte	Results	RL	Units	Dilution	Flag/Qual	Method	Date Prepared	Date/Time Analyzed	Analyst
Methyl tert-Butyl Ether (MTBE)	ND	0.50	µg/L	1		SW-846 8260C	1/2/18	1/2/18 16:56	MFF
Methylene Chloride	ND	5.0	µg/L	1		SW-846 8260C	1/2/18	1/2/18 16:56	MFF
4-Methyl-2-pentanone (MIBK)	ND	5.0	µg/L	1		SW-846 8260C	1/2/18	1/2/18 16:56	MFF
Naphthalene	ND	2.0	µg/L	1		SW-846 8260C	1/2/18	1/2/18 16:56	MFF
n-Propylbenzene	ND	1.0	µg/L	1		SW-846 8260C	1/2/18	1/2/18 16:56	MFF
Styrene	ND	1.0	µg/L	1		SW-846 8260C	1/2/18	1/2/18 16:56	MFF
1,1,1,2-Tetrachloroethane	ND	0.50	µg/L	1		SW-846 8260C	1/2/18	1/2/18 16:56	MFF
1,1,2,2-Tetrachloroethane	ND	0.50	µg/L	1		SW-846 8260C	1/2/18	1/2/18 16:56	MFF
Tetrachloroethylene	ND	1.0	µg/L	1		SW-846 8260C	1/2/18	1/2/18 16:56	MFF
Tetrahydrofuran	ND	10	µg/L	1		SW-846 8260C	1/2/18	1/2/18 16:56	MFF
Toluene	ND	1.0	µg/L	1		SW-846 8260C	1/2/18	1/2/18 16:56	MFF
1,2,3-Trichlorobenzene	ND	0.50	µg/L	1		SW-846 8260C	1/2/18	1/2/18 16:56	MFF
1,2,4-Trichlorobenzene	ND	0.50	µg/L	1		SW-846 8260C	1/2/18	1/2/18 16:56	MFF
1,1,1-Trichloroethane	ND	0.50	µg/L	1		SW-846 8260C	1/2/18	1/2/18 16:56	MFF
1,1,2-Trichloroethane	ND	0.50	µg/L	1		SW-846 8260C	1/2/18	1/2/18 16:56	MFF
Trichloroethylene	ND	1.0	µg/L	1		SW-846 8260C	1/2/18	1/2/18 16:56	MFF
Trichlorofluoromethane (Freon 11)	ND	2.0	µg/L	1		SW-846 8260C	1/2/18	1/2/18 16:56	MFF
1,2,3-Trichloropropane	ND	0.50	µg/L	1	V-35	SW-846 8260C	1/2/18	1/2/18 16:56	MFF
1,1,2-Trichloro-1,2,2-trifluoroethane (Freon 113)	ND	1.0	µg/L	1		SW-846 8260C	1/2/18	1/2/18 16:56	MFF
1,2,4-Trimethylbenzene	ND	0.50	µg/L	1		SW-846 8260C	1/2/18	1/2/18 16:56	MFF
1,3,5-Trimethylbenzene	ND	0.50	µg/L	1		SW-846 8260C	1/2/18	1/2/18 16:56	MFF
Vinyl Chloride	ND	1.0	µg/L	1		SW-846 8260C	1/2/18	1/2/18 16:56	MFF
m+p Xylene	ND	2.0	µg/L	1		SW-846 8260C	1/2/18	1/2/18 16:56	MFF
o-Xylene	ND	1.0	µg/L	1		SW-846 8260C	1/2/18	1/2/18 16:56	MFF

Surrogates	% Recovery	Recovery Limits	Flag/Qual	
1,2-Dichloroethane-d4	85.9	70-130		1/2/18 16:56
Toluene-d8	85.3	70-130		1/2/18 16:56
4-Bromofluorobenzene	80.0	70-130		1/2/18 16:56

con-test® ANALYTICAL LABORATORY
39 Spruce Street * East Longmeadow, MA 01028 * FAX 413/525-6405 * TEL. 413/525-2332

Project Location: Simsbury AWC | Sample Description: | Work Order: 17L1201

Date Received: 12/29/2017

Field Sample #: MW-CCA-1 | Sampled: 12/28/2017 12:00

Sample ID: 17L1201-01

Sample Matrix: Ground Water

Petroleum Hydrocarbons Analyses

Analyte	Results	RL	Units	Dilution	Flag/Qual	Method	Date Prepared	Date/Time Analyzed	Analyst
CT ETPH	ND	0.075	mg/L	1		CTDEP ETPH	1/2/18	1/3/18 14:25	PJG

Surrogates	% Recovery	Recovery Limits	Flag/Qual				
o-Terphenyl	77.6	50-150				1/3/18 14:25	

con-test® ANALYTICAL LABORATORY
39 Spruce Street * East Longmeadow, MA 01028 * FAX 413/525-6405 * TEL. 413/525-2332

Project Location: Simsbury AWC | Sample Description: | Work Order: 17L1201

Date Received: 12/29/2017

Field Sample #: MW-CCA-1 | Sampled: 12/28/2017 12:00

Sample ID: 17L1201-01

Sample Matrix: Ground Water

Metals Analyses (Total)

Analyte	Results	RL	Units	Dilution	Flag/Qual	Method	Date Prepared	Date/Time Analyzed	Analyst
Arsenic	ND	2.0	µg/L	5		SW-846 6020A-B	1/3/18	1/5/18 12:34	WSD
Barium	67	50	µg/L	5		SW-846 6020A-B	1/3/18	1/5/18 12:34	WSD
Cadmium	ND	2.5	µg/L	5		SW-846 6020A-B	1/3/18	1/5/18 12:34	WSD
Chromium	ND	5.0	µg/L	5		SW-846 6020A-B	1/3/18	1/5/18 12:34	WSD
Lead	ND	5.0	µg/L	5		SW-846 6020A-B	1/3/18	1/5/18 12:34	WSD
Mercury	ND	0.00010	mg/L	1		SW-846 7470A	1/5/18	1/5/18 12:44	EJB
Selenium	ND	25	µg/L	5		SW-846 6020A-B	1/3/18	1/5/18 12:34	WSD
Silver	ND	2.5	µg/L	5		SW-846 6020A-B	1/3/18	1/5/18 12:34	WSD

con-test® ANALYTICAL LABORATORY
39 Spruce Street * East Longmeadow, MA 01028 * FAX 413/525-6405 * TEL. 413/525-2332

Project Location: Simsbury AWC | Sample Description: | Work Order: 17L1201

Date Received: 12/29/2017

Field Sample #: Trip Blank | Sampled: 12/28/2017 00:00

Sample ID: 17L1201-02

Sample Matrix: Trip Blank Water

Volatile Organic Compounds by GC/MS

Analyte	Results	RL	Units	Dilution	Flag/Qual	Method	Date Prepared	Date/Time Analyzed	Analyst
Acetone	ND	10	µg/L	1		SW-846 8260C	1/2/18	1/2/18 12:03	MFF
Acrylonitrile	ND	2.0	µg/L	1		SW-846 8260C	1/2/18	1/2/18 12:03	MFF
Benzene	ND	0.50	µg/L	1		SW-846 8260C	1/2/18	1/2/18 12:03	MFF
Bromobenzene	ND	0.50	µg/L	1		SW-846 8260C	1/2/18	1/2/18 12:03	MFF
Bromodichloromethane	ND	0.50	µg/L	1		SW-846 8260C	1/2/18	1/2/18 12:03	MFF
Bromoform	ND	1.0	µg/L	1		SW-846 8260C	1/2/18	1/2/18 12:03	MFF
Bromomethane	ND	1.0	µg/L	1	V-34	SW-846 8260C	1/2/18	1/2/18 12:03	MFF
2-Butanone (MEK)	ND	5.0	µg/L	1		SW-846 8260C	1/2/18	1/2/18 12:03	MFF
n-Butylbenzene	ND	1.0	µg/L	1		SW-846 8260C	1/2/18	1/2/18 12:03	MFF
sec-Butylbenzene	ND	1.0	µg/L	1		SW-846 8260C	1/2/18	1/2/18 12:03	MFF
tert-Butylbenzene	ND	1.0	µg/L	1		SW-846 8260C	1/2/18	1/2/18 12:03	MFF
Carbon Disulfide	ND	5.0	µg/L	1		SW-846 8260C	1/2/18	1/2/18 12:03	MFF
Carbon Tetrachloride	ND	0.50	µg/L	1		SW-846 8260C	1/2/18	1/2/18 12:03	MFF
Chlorobenzene	ND	0.50	µg/L	1		SW-846 8260C	1/2/18	1/2/18 12:03	MFF
Chlorodibromomethane	ND	0.50	µg/L	1		SW-846 8260C	1/2/18	1/2/18 12:03	MFF
Chloroethane	ND	1.0	µg/L	1		SW-846 8260C	1/2/18	1/2/18 12:03	MFF
Chloroform	ND	0.50	µg/L	1		SW-846 8260C	1/2/18	1/2/18 12:03	MFF
Chloromethane	ND	1.0	µg/L	1	V-34	SW-846 8260C	1/2/18	1/2/18 12:03	MFF
2-Chlorotoluene	ND	0.50	µg/L	1		SW-846 8260C	1/2/18	1/2/18 12:03	MFF
4-Chlorotoluene	ND	0.50	µg/L	1		SW-846 8260C	1/2/18	1/2/18 12:03	MFF
1,2-Dibromo-3-chloropropane (DBCP)	ND	0.50	µg/L	1		SW-846 8260C	1/2/18	1/2/18 12:03	MFF
1,2-Dibromoethane (EDB)	ND	0.50	µg/L	1		SW-846 8260C	1/2/18	1/2/18 12:03	MFF
Dibromomethane	ND	0.50	µg/L	1		SW-846 8260C	1/2/18	1/2/18 12:03	MFF
1,2-Dichlorobenzene	ND	0.50	µg/L	1		SW-846 8260C	1/2/18	1/2/18 12:03	MFF
1,3-Dichlorobenzene	ND	0.50	µg/L	1		SW-846 8260C	1/2/18	1/2/18 12:03	MFF
1,4-Dichlorobenzene	ND	0.50	µg/L	1		SW-846 8260C	1/2/18	1/2/18 12:03	MFF
trans-1,4-Dichloro-2-butene	ND	2.0	µg/L	1		SW-846 8260C	1/2/18	1/2/18 12:03	MFF
Dichlorodifluoromethane (Freon 12)	ND	0.50	µg/L	1	L-03, V-34	SW-846 8260C	1/2/18	1/2/18 12:03	MFF
1,1-Dichloroethane	ND	0.50	µg/L	1		SW-846 8260C	1/2/18	1/2/18 12:03	MFF
1,2-Dichloroethane	ND	0.50	µg/L	1		SW-846 8260C	1/2/18	1/2/18 12:03	MFF
1,1-Dichloroethylene	ND	1.0	µg/L	1		SW-846 8260C	1/2/18	1/2/18 12:03	MFF
cis-1,2-Dichloroethylene	ND	0.50	µg/L	1		SW-846 8260C	1/2/18	1/2/18 12:03	MFF
trans-1,2-Dichloroethylene	ND	1.0	µg/L	1		SW-846 8260C	1/2/18	1/2/18 12:03	MFF
1,2-Dichloropropane	ND	0.50	µg/L	1		SW-846 8260C	1/2/18	1/2/18 12:03	MFF
1,3-Dichloropropane	ND	0.50	µg/L	1		SW-846 8260C	1/2/18	1/2/18 12:03	MFF
2,2-Dichloropropane	ND	1.0	µg/L	1	V-35	SW-846 8260C	1/2/18	1/2/18 12:03	MFF
1,1-Dichloropropene	ND	0.50	µg/L	1		SW-846 8260C	1/2/18	1/2/18 12:03	MFF
cis-1,3-Dichloropropene	ND	0.50	µg/L	1		SW-846 8260C	1/2/18	1/2/18 12:03	MFF
trans-1,3-Dichloropropene	ND	0.50	µg/L	1		SW-846 8260C	1/2/18	1/2/18 12:03	MFF
Ethylbenzene	ND	0.50	µg/L	1		SW-846 8260C	1/2/18	1/2/18 12:03	MFF
Hexachlorobutadiene	ND	0.60	µg/L	1		SW-846 8260C	1/2/18	1/2/18 12:03	MFF
2-Hexanone (MBK)	ND	5.0	µg/L	1		SW-846 8260C	1/2/18	1/2/18 12:03	MFF
Isopropylbenzene (Cumene)	ND	0.50	µg/L	1		SW-846 8260C	1/2/18	1/2/18 12:03	MFF
p-Isopropyltoluene (p-Cymene)	ND	0.50	µg/L	1		SW-846 8260C	1/2/18	1/2/18 12:03	MFF

con-test® ANALYTICAL LABORATORY
39 Spruce Street * East Longmeadow, MA 01028 * FAX 413/525-6405 * TEL. 413/525-2332

Project Location: Simsbury AWC | Sample Description: | Work Order: 17L1201

Date Received: 12/29/2017

Field Sample #: Trip Blank | Sampled: 12/28/2017 00:00

Sample ID: 17L1201-02

Sample Matrix: Trip Blank Water

Volatile Organic Compounds by GC/MS

Analyte	Results	RL	Units	Dilution	Flag/Qual	Method	Date Prepared	Date/Time Analyzed	Analyst
Methyl tert-Butyl Ether (MTBE)	ND	0.50	µg/L	1		SW-846 8260C	1/2/18	1/2/18 12:03	MFF
Methylene Chloride	ND	5.0	µg/L	1		SW-846 8260C	1/2/18	1/2/18 12:03	MFF
4-Methyl-2-pentanone (MIBK)	ND	5.0	µg/L	1		SW-846 8260C	1/2/18	1/2/18 12:03	MFF
Naphthalene	ND	2.0	µg/L	1		SW-846 8260C	1/2/18	1/2/18 12:03	MFF
n-Propylbenzene	ND	1.0	µg/L	1		SW-846 8260C	1/2/18	1/2/18 12:03	MFF
Styrene	ND	1.0	µg/L	1		SW-846 8260C	1/2/18	1/2/18 12:03	MFF
1,1,1,2-Tetrachloroethane	ND	0.50	µg/L	1		SW-846 8260C	1/2/18	1/2/18 12:03	MFF
1,1,2,2-Tetrachloroethane	ND	0.50	µg/L	1		SW-846 8260C	1/2/18	1/2/18 12:03	MFF
Tetrachloroethylene	ND	1.0	µg/L	1		SW-846 8260C	1/2/18	1/2/18 12:03	MFF
Tetrahydrofuran	ND	10	µg/L	1		SW-846 8260C	1/2/18	1/2/18 12:03	MFF
Toluene	ND	1.0	µg/L	1		SW-846 8260C	1/2/18	1/2/18 12:03	MFF
1,2,3-Trichlorobenzene	ND	0.50	µg/L	1		SW-846 8260C	1/2/18	1/2/18 12:03	MFF
1,2,4-Trichlorobenzene	ND	0.50	µg/L	1		SW-846 8260C	1/2/18	1/2/18 12:03	MFF
1,1,1-Trichloroethane	ND	0.50	µg/L	1		SW-846 8260C	1/2/18	1/2/18 12:03	MFF
1,1,2-Trichloroethane	ND	0.50	µg/L	1		SW-846 8260C	1/2/18	1/2/18 12:03	MFF
Trichloroethylene	ND	1.0	µg/L	1		SW-846 8260C	1/2/18	1/2/18 12:03	MFF
Trichlorofluoromethane (Freon 11)	ND	2.0	µg/L	1		SW-846 8260C	1/2/18	1/2/18 12:03	MFF
1,2,3-Trichloropropane	ND	0.50	µg/L	1	V-35	SW-846 8260C	1/2/18	1/2/18 12:03	MFF
1,1,2-Trichloro-1,2,2-trifluoroethane (Freon 113)	ND	1.0	µg/L	1		SW-846 8260C	1/2/18	1/2/18 12:03	MFF
1,2,4-Trimethylbenzene	ND	0.50	µg/L	1		SW-846 8260C	1/2/18	1/2/18 12:03	MFF
1,3,5-Trimethylbenzene	ND	0.50	µg/L	1		SW-846 8260C	1/2/18	1/2/18 12:03	MFF
Vinyl Chloride	ND	1.0	µg/L	1		SW-846 8260C	1/2/18	1/2/18 12:03	MFF
m+p Xylene	ND	2.0	µg/L	1		SW-846 8260C	1/2/18	1/2/18 12:03	MFF
o-Xylene	ND	1.0	µg/L	1		SW-846 8260C	1/2/18	1/2/18 12:03	MFF

Surrogates	% Recovery	Recovery Limits	Flag/Qual	
1,2-Dichloroethane-d4	87.5	70-130		1/2/18 12:03
Toluene-d8	89.0	70-130		1/2/18 12:03
4-Bromofluorobenzene	80.4	70-130		1/2/18 12:03

con-test® ANALYTICAL LABORATORY
39 Spruce Street * East Longmeadow, MA 01028 * FAX 413/525-6405 * TEL. 413/525-2332

Sample Extraction Data

Prep Method: SW-846 3510C-CTDEP ETPH

Lab Number [Field ID]	Batch	Initial [mL]	Final [mL]	Date
17L1201-01 [MW-CCA-1]	B194297	1000	1.00	01/02/18

Prep Method: SW-846 3005A-SW-846 6020A-B

Lab Number [Field ID]	Batch	Initial [mL]	Final [mL]	Date
17L1201-01 [MW-CCA-1]	B194341	50.0	50.0	01/03/18

Prep Method: SW-846 7470A Prep-SW-846 7470A

Lab Number [Field ID]	Batch	Initial [mL]	Final [mL]	Date
17L1201-01 [MW-CCA-1]	B194389	6.00	6.00	01/05/18

Prep Method: SW-846 5030B-SW-846 8260C

Lab Number [Field ID]	Batch	Initial [mL]	Final [mL]	Date
17L1201-01 [MW-CCA-1]	B194271	5	5.00	01/02/18
17L1201-02 [Trip Blank]	B194271	5	5.00	01/02/18

con-test® ANALYTICAL LABORATORY
39 Spruce Street * East Longmeadow, MA 01028 * FAX 413/525-6405 * TEL. 413/525-2332

QUALITY CONTROL

Volatile Organic Compounds by GC/MS - Quality Control

Analyte	Result	Reporting Limit	Units	Spike Level	Source Result	%REC	%REC Limits	RPD	RPD Limit	Notes
Batch B194271 - SW-846 5030B										
Blank (B194271-BLK1)				Prepared & Analyzed: 01/02/18						
Acetone	ND	10	µg/L							
Acrylonitrile	ND	2.0	µg/L							
Benzene	ND	0.50	µg/L							
Bromobenzene	ND	0.50	µg/L							
Bromodichloromethane	ND	0.50	µg/L							
Bromoform	ND	0.50	µg/L							
Bromomethane	ND	1.0	µg/L							V-34
2-Butanone (MEK)	ND	5.0	µg/L							
n-Butylbenzene	ND	1.0	µg/L							
sec-Butylbenzene	ND	1.0	µg/L							
tert-Butylbenzene	ND	1.0	µg/L							
Carbon Disulfide	ND	5.0	µg/L							
Carbon Tetrachloride	ND	0.50	µg/L							
Chlorobenzene	ND	0.50	µg/L							
Chlorodibromomethane	ND	0.50	µg/L							
Chloroethane	ND	0.50	µg/L							
Chloroform	ND	0.50	µg/L							
Chloromethane	ND	0.60	µg/L							V-34
2-Chlorotoluene	ND	0.50	µg/L							
4-Chlorotoluene	ND	0.50	µg/L							
1,2-Dibromo-3-chloropropane (DBCP)	ND	0.50	µg/L							
1,2-Dibromoethane (EDB)	ND	0.50	µg/L							
Dibromomethane	ND	0.50	µg/L							
1,2-Dichlorobenzene	ND	0.50	µg/L							
1,3-Dichlorobenzene	ND	0.50	µg/L							
1,4-Dichlorobenzene	ND	0.50	µg/L							
trans-1,4-Dichloro-2-butene	ND	2.0	µg/L							
Dichlorodifluoromethane (Freon 12)	ND	0.50	µg/L							L-03, V-34
1,1-Dichloroethane	ND	0.50	µg/L							
1,2-Dichloroethane	ND	0.50	µg/L							
1,1-Dichloroethylene	ND	0.50	µg/L							
cis-1,2-Dichloroethylene	ND	0.50	µg/L							
trans-1,2-Dichloroethylene	ND	1.0	µg/L							
1,2-Dichloropropane	ND	0.50	µg/L							
1,3-Dichloropropane	ND	0.50	µg/L							
2,2-Dichloropropane	ND	0.50	µg/L							V-35
1,1-Dichloropropene	ND	0.50	µg/L							
cis-1,3-Dichloropropene	ND	0.50	µg/L							
trans-1,3-Dichloropropene	ND	0.50	µg/L							
Ethylbenzene	ND	0.50	µg/L							
Hexachlorobutadiene	ND	0.60	µg/L							
2-Hexanone (MBK)	ND	5.0	µg/L							
Isopropylbenzene (Cumene)	ND	0.50	µg/L							
p-Isopropyltoluene (p-Cymene)	ND	0.50	µg/L							
Methyl tert-Butyl Ether (MTBE)	ND	0.50	µg/L							
Methylene Chloride	ND	5.0	µg/L							
4-Methyl-2-pentanone (MIBK)	ND	5.0	µg/L							
Naphthalene	ND	2.0	µg/L							
n-Propylbenzene	ND	1.0	µg/L							
Styrene	ND	1.0	µg/L							
1,1,1,2-Tetrachloroethane	ND	0.50	µg/L							
1,1,2,2-Tetrachloroethane	ND	0.50	µg/L							

con-test® ANALYTICAL LABORATORY
39 Spruce Street * East Longmeadow, MA 01028 * FAX 413/525-6405 * TEL. 413/525-2332

QUALITY CONTROL

Volatile Organic Compounds by GC/MS - Quality Control

Analyte	Result	Reporting Limit	Units	Spike Level	Source Result	%REC		%REC Limits	RPD	RPD Limit	Notes
Batch B194271 - SW-846 5030B											
Blank (B194271-BLK1)				Prepared & Analyzed: 01/02/18							
Tetrachloroethylene	ND	1.0	µg/L								
Tetrahydrofuran	ND	10	µg/L								
Toluene	ND	1.0	µg/L								
1,2,3-Trichlorobenzene	ND	0.50	µg/L								
1,2,4-Trichlorobenzene	ND	0.50	µg/L								
1,1,1-Trichloroethane	ND	0.50	µg/L								
1,1,2-Trichloroethane	ND	0.50	µg/L								
Trichloroethylene	ND	1.0	µg/L								
Trichlorofluoromethane (Freon 11)	ND	2.0	µg/L								
1,2,3-Trichloropropane	ND	0.50	µg/L								V-35
1,1,2-Trichloro-1,2,2-trifluoroethane (Freon 113)	ND	0.50	µg/L								
1,2,4-Trimethylbenzene	ND	0.50	µg/L								
1,3,5-Trimethylbenzene	ND	0.50	µg/L								
Vinyl Chloride	ND	1.0	µg/L								
m+p Xylene	ND	2.0	µg/L								
o-Xylene	ND	1.0	µg/L								
Surrogate: 1,2-Dichloroethane-d4	*26.0*		µg/L	25.0		104		70-130			
Surrogate: Toluene-d8	*25.2*		µg/L	25.0		101		70-130			
Surrogate: 4-Bromofluorobenzene	*23.8*		µg/L	25.0		95.4		70-130			
LCS (B194271-BS1)				Prepared & Analyzed: 01/02/18							
Acetone	122	10	µg/L	100		122		70-130			V-20
Acrylonitrile	10.8	2.0	µg/L	10.0		108		70-130			
Benzene	10.6	0.50	µg/L	10.0		106		70-130			
Bromobenzene	10.3	0.50	µg/L	10.0		103		70-130			
Bromodichloromethane	10.4	0.50	µg/L	10.0		104		70-130			
Bromoform	9.41	0.50	µg/L	10.0		94.1		70-130			
Bromomethane	7.04	1.0	µg/L	10.0		70.4		70-130			V-34
2-Butanone (MEK)	101	5.0	µg/L	100		101		70-130			
n-Butylbenzene	10.6	1.0	µg/L	10.0		106		70-130			
sec-Butylbenzene	10.6	1.0	µg/L	10.0		106		70-130			
tert-Butylbenzene	10.1	1.0	µg/L	10.0		101		70-130			
Carbon Disulfide	10.4	5.0	µg/L	10.0		104		70-130			
Carbon Tetrachloride	10.4	0.50	µg/L	10.0		104		70-130			
Chlorobenzene	10.4	0.50	µg/L	10.0		104		70-130			
Chlorodibromomethane	10.1	0.50	µg/L	10.0		101		70-130			
Chloroethane	10.8	0.50	µg/L	10.0		108		70-130			
Chloroform	11.5	0.50	µg/L	10.0		115		70-130			
Chloromethane	8.68	0.60	µg/L	10.0		86.8		70-130			V-34
2-Chlorotoluene	10.7	0.50	µg/L	10.0		107		70-130			
4-Chlorotoluene	10.1	0.50	µg/L	10.0		101		70-130			
1,2-Dibromo-3-chloropropane (DBCP)	10.6	0.50	µg/L	10.0		106		70-130			
1,2-Dibromoethane (EDB)	10.3	0.50	µg/L	10.0		103		70-130			
Dibromomethane	11.4	0.50	µg/L	10.0		114		70-130			
1,2-Dichlorobenzene	10.6	0.50	µg/L	10.0		106		70-130			
1,3-Dichlorobenzene	10.9	0.50	µg/L	10.0		109		70-130			
1,4-Dichlorobenzene	10.6	0.50	µg/L	10.0		106		70-130			
trans-1,4-Dichloro-2-butene	9.36	2.0	µg/L	10.0		93.6		70-130			
Dichlorodifluoromethane (Freon 12)	6.09	0.50	µg/L	10.0		**60.9**	*	70-130			L-03, V-34
1,1-Dichloroethane	11.2	0.50	µg/L	10.0		112		70-130			
1,2-Dichloroethane	11.4	0.50	µg/L	10.0		114		70-130			
1,1-Dichloroethylene	13.0	0.50	µg/L	10.0		130		70-130			

con-test® ANALYTICAL LABORATORY
39 Spruce Street * East Longmeadow, MA 01028 * FAX 413/525-6405 * TEL. 413/525-2332

QUALITY CONTROL

Volatile Organic Compounds by GC/MS - Quality Control

Analyte	Result	Reporting Limit	Units	Spike Level	Source Result	%REC	%REC Limits	RPD	RPD Limit	Notes
Batch B194271 - SW-846 5030B										
LCS (B194271-BS1)				Prepared & Analyzed: 01/02/18						
cis-1,2-Dichloroethylene	11.0	0.50	µg/L	10.0		110	70-130			
trans-1,2-Dichloroethylene	11.2	1.0	µg/L	10.0		112	70-130			
1,2-Dichloropropane	11.5	0.50	µg/L	10.0		115	70-130			
1,3-Dichloropropane	10.6	0.50	µg/L	10.0		106	70-130			
2,2-Dichloropropane	9.56	0.50	µg/L	10.0		95.6	70-130			V-35
1,1-Dichloropropene	10.6	0.50	µg/L	10.0		106	70-130			
cis-1,3-Dichloropropene	9.25	0.50	µg/L	10.0		92.5	70-130			
trans-1,3-Dichloropropene	8.37	0.50	µg/L	10.0		83.7	70-130			
Ethylbenzene	10.4	0.50	µg/L	10.0		104	70-130			
Hexachlorobutadiene	11.7	0.60	µg/L	10.0		117	70-130			
2-Hexanone (MBK)	105	5.0	µg/L	100		105	70-130			
Isopropylbenzene (Cumene)	10.9	0.50	µg/L	10.0		109	70-130			
p-Isopropyltoluene (p-Cymene)	10.6	0.50	µg/L	10.0		106	70-130			
Methyl tert-Butyl Ether (MTBE)	8.31	0.50	µg/L	10.0		83.1	70-130			
Methylene Chloride	11.6	5.0	µg/L	10.0		116	70-130			
4-Methyl-2-pentanone (MIBK)	103	5.0	µg/L	100		103	70-130			
Naphthalene	10.2	2.0	µg/L	10.0		102	70-130			
n-Propylbenzene	10.6	1.0	µg/L	10.0		106	70-130			
Styrene	10.4	1.0	µg/L	10.0		104	70-130			
1,1,1,2-Tetrachloroethane	9.13	0.50	µg/L	10.0		91.3	70-130			
1,1,2,2-Tetrachloroethane	11.7	0.50	µg/L	10.0		117	70-130			
Tetrachloroethylene	11.3	1.0	µg/L	10.0		113	70-130			
Tetrahydrofuran	11.1	10	µg/L	10.0		111	70-130			
Toluene	11.0	1.0	µg/L	10.0		110	70-130			
1,2,3-Trichlorobenzene	11.0	0.50	µg/L	10.0		110	70-130			
1,2,4-Trichlorobenzene	11.2	0.50	µg/L	10.0		112	70-130			
1,1,1-Trichloroethane	9.46	0.50	µg/L	10.0		94.6	70-130			
1,1,2-Trichloroethane	10.6	0.50	µg/L	10.0		106	70-130			
Trichloroethylene	11.0	1.0	µg/L	10.0		110	70-130			
Trichlorofluoromethane (Freon 11)	10.6	2.0	µg/L	10.0		106	70-130			
1,2,3-Trichloropropane	13.0	0.50	µg/L	10.0		130	70-130			V-35
1,1,2-Trichloro-1,2,2-trifluoroethane (Freon 113)	11.6	0.50	µg/L	10.0		116	70-130			
1,2,4-Trimethylbenzene	9.57	0.50	µg/L	10.0		95.7	70-130			
1,3,5-Trimethylbenzene	10.3	0.50	µg/L	10.0		103	70-130			
Vinyl Chloride	9.66	1.0	µg/L	10.0		96.6	70-130			
m+p Xylene	20.9	2.0	µg/L	20.0		104	70-130			
o-Xylene	9.72	1.0	µg/L	10.0		97.2	70-130			
Surrogate: 1,2-Dichloroethane-d4	*26.8*		µg/L	25.0		107	70-130			
Surrogate: Toluene-d8	*26.0*		µg/L	25.0		104	70-130			
Surrogate: 4-Bromofluorobenzene	*24.1*		µg/L	25.0		96.4	70-130			

con-test® ANALYTICAL LABORATORY
39 Spruce Street * East Longmeadow, MA 01028 * FAX 413/525-6405 * TEL. 413/525-2332

QUALITY CONTROL

Petroleum Hydrocarbons Analyses - Quality Control

Analyte	Result	Reporting Limit	Units	Spike Level	Source Result	%REC	%REC Limits	RPD	RPD Limit	Notes
Batch B194297 - SW-846 3510C										
Blank (B194297-BLK1)				Prepared: 01/02/18 Analyzed: 01/03/18						
CT ETPH	ND	0.075	mg/L							
Surrogate: o-Terphenyl	*0.0878*		mg/L	0.100		87.8	50-150			
LCS (B194297-BS1)				Prepared: 01/02/18 Analyzed: 01/03/18						
CT ETPH	0.815	0.075	mg/L	1.00		81.5	60-120			
Surrogate: o-Terphenyl	*0.0898*		mg/L	0.100		89.8	50-150			
LCS Dup (B194297-BSD1)				Prepared: 01/02/18 Analyzed: 01/03/18						
CT ETPH	0.819	0.075	mg/L	1.00		81.9	60-120	0.448	30	
Surrogate: o-Terphenyl	*0.0896*		mg/L	0.100		89.6	50-150			

con-test® ANALYTICAL LABORATORY
39 Spruce Street * East Longmeadow, MA 01028 * FAX 413/525-6405 * TEL. 413/525-2332

QUALITY CONTROL

Metals Analyses (Total) - Quality Control

Analyte	Result	Reporting Limit	Units	Spike Level	Source Result	%REC	%REC Limits	RPD	RPD Limit	Notes
Batch B194341 - SW-846 3005A										
Blank (B194341-BLK1)				Prepared: 01/03/18 Analyzed: 01/05/18						
Arsenic	ND	2.0	µg/L							
Barium	ND	50	µg/L							
Cadmium	ND	2.5	µg/L							
Chromium	ND	5.0	µg/L							
Lead	ND	5.0	µg/L							
Selenium	ND	25	µg/L							
Silver	ND	2.5	µg/L							
LCS (B194341-BS1)				Prepared: 01/03/18 Analyzed: 01/05/18						
Arsenic	535	4.0	µg/L	500		107	80-120			
Barium	513	100	µg/L	500		103	80-120			
Cadmium	517	5.0	µg/L	500		103	80-120			
Chromium	513	10	µg/L	500		103	80-120			
Lead	534	10	µg/L	500		107	80-120			
Selenium	524	50	µg/L	500		105	80-120			
Silver	521	5.0	µg/L	500		104	80-120			
LCS Dup (B194341-BSD1)				Prepared: 01/03/18 Analyzed: 01/05/18						
Arsenic	541	4.0	µg/L	500		108	80-120	0.946	20	
Barium	512	100	µg/L	500		102	80-120	0.138	20	
Cadmium	522	5.0	µg/L	500		104	80-120	1.05	20	
Chromium	523	10	µg/L	500		105	80-120	1.96	20	
Lead	535	10	µg/L	500		107	80-120	0.163	20	
Selenium	539	50	µg/L	500		108	80-120	2.86	20	
Silver	522	5.0	µg/L	500		104	80-120	0.148	20	
Duplicate (B194341-DUP1)	**Source: 17L1201-01**			Prepared: 01/03/18 Analyzed: 01/08/18						
Arsenic	ND	2.0	µg/L		ND			NC	20	
Barium	66.8	50	µg/L		66.6			0.339	20	
Cadmium	ND	2.5	µg/L		ND			NC	20	
Chromium	ND	5.0	µg/L		ND			NC	20	
Lead	ND	5.0	µg/L		ND			NC	20	
Selenium	ND	25	µg/L		ND			NC	20	
Silver	ND	2.5	µg/L		ND			NC	20	
Matrix Spike (B194341-MS1)	**Source: 17L1201-01**			Prepared: 01/03/18 Analyzed: 01/05/18						
Arsenic	548	4.0	µg/L	500	ND	110	75-125			
Barium	576	100	µg/L	500	66.6	102	75-125			
Cadmium	514	5.0	µg/L	500	ND	103	75-125			
Chromium	521	10	µg/L	500	ND	104	75-125			
Lead	539	10	µg/L	500	ND	108	75-125			
Selenium	536	50	µg/L	500	ND	107	75-125			
Silver	513	5.0	µg/L	500	ND	103	75-125			

con-test® ANALYTICAL LABORATORY
39 Spruce Street * East Longmeadow, MA 01028 * FAX 413/525-6405 * TEL. 413/525-2332

QUALITY CONTROL

Metals Analyses (Total) - Quality Control

Analyte	Result	Reporting Limit	Units	Spike Level	Source Result	%REC	%REC Limits	RPD	RPD Limit	Notes
Batch B194389 - SW-846 7470A Prep										
Blank (B194389-BLK1)				Prepared & Analyzed: 01/05/18						
Mercury	ND	0.00010	mg/L							
LCS (B194389-BS1)				Prepared & Analyzed: 01/05/18						
Mercury	0.00197	0.00010	mg/L	0.00200		98.7	80-120			
LCS Dup (B194389-BSD1)				Prepared & Analyzed: 01/05/18						
Mercury	0.00191	0.00010	mg/L	0.00200		95.3	80-120	3.51	20	
Duplicate (B194389-DUP1)		**Source: 17L1201-01**		Prepared & Analyzed: 01/05/18						
Mercury	ND	0.00010	mg/L		ND			NC	20	
Matrix Spike (B194389-MS1)		**Source: 17L1201-01**		Prepared & Analyzed: 01/05/18						
Mercury	0.00189	0.00010	mg/L	0.00200	ND	94.5	75-125			

con-test® ANALYTICAL LABORATORY
39 Spruce Street * East Longmeadow, MA 01028 * FAX 413/525-6405 * TEL. 413/525-2332

FLAG/QUALIFIER SUMMARY

*	QC result is outside of established limits.
†	Wide recovery limits established for difficult compound.
‡	Wide RPD limits established for difficult compound.
#	Data exceeded client recommended or regulatory level
ND	Not Detected
RL	Reporting Limit
DL	Method Detection Limit
MCL	Maximum Contaminant Level
	Percent recoveries and relative percent differences (RPDs) are determined by the software using values in the calculation which have not been rounded.
	No results have been blank subtracted unless specified in the case narrative section.
L-03	Laboratory fortified blank/laboratory control sample recovery is outside of control limits. Reported value for this compound is likely to be biased on the low side.
V-20	Continuing calibration did not meet method specifications and was biased on the high side. Data validation is not affected since sample result was "not detected" for this compound.
V-34	Initial calibration verification (ICV) did not meet method specifications and was biased on the low side for this compound. Increased uncertainty is associated with the reported value which is likely to be biased on the low side.
V-35	Initial calibration verification (ICV) did not meet method specifications and was biased on the high side for this compound. Increased uncertainty is associated with the reported value which is likely to be biased on the high side.

con-test® ANALYTICAL LABORATORY
39 Spruce Street * East Longmeadow, MA 01028 * FAX 413/525-6405 * TEL. 413/525-2332

CERTIFICATIONS

Certified Analyses included in this Report

Analyte	Certifications
CTDEP ETPH in Water	
CT ETPH	CT
SW-846 6020A-B in Water	
Arsenic	CT,NH,NY,ME,VA,NC
Barium	CT,NH,NY,ME,VA,NC
Cadmium	CT,NH,NY,RI,ME,VA,NC
Chromium	CT,NH,NY,ME,VA,NC
Lead	CT,NH,NY,ME,VA,NC
Selenium	CT,NH,NY,ME,VA,NC
Silver	CT,NH,NY,ME,VA,NC
SW-846 7470A in Water	
Mercury	CT,NH,NY,NC,ME,VA
SW-846 8260C in Water	
Acetone	CT,NH,NY,ME
Acrylonitrile	CT,NY,ME
Benzene	CT,NH,NY,ME
Bromobenzene	NY
Bromodichloromethane	CT,NH,NY,ME
Bromoform	CT,NH,NY,ME
Bromomethane	CT,NH,NY,ME
2-Butanone (MEK)	CT,NH,NY,ME
n-Butylbenzene	NY,ME
sec-Butylbenzene	NY,ME
tert-Butylbenzene	NY,ME
Carbon Disulfide	CT,NH,NY,ME
Carbon Tetrachloride	CT,NH,NY,ME
Chlorobenzene	CT,NH,NY,ME
Chlorodibromomethane	CT,NH,NY,ME
Chloroethane	CT,NH,NY,ME
Chloroform	CT,NH,NY,ME
Chloromethane	CT,NH,NY,ME
2-Chlorotoluene	NY,ME
4-Chlorotoluene	NY,ME
Dibromomethane	NH,NY,ME
1,2-Dichlorobenzene	CT,NY,ME
1,3-Dichlorobenzene	CT,NH,NY,ME
1,4-Dichlorobenzene	CT,NH,NY,ME
trans-1,4-Dichloro-2-butene	NH,NY,ME
Dichlorodifluoromethane (Freon 12)	NH,NY,ME
1,1-Dichloroethane	CT,NH,NY,ME
1,2-Dichloroethane	CT,NH,NY,ME
1,1-Dichloroethylene	CT,NH,NY,ME
cis-1,2-Dichloroethylene	NY,ME
trans-1,2-Dichloroethylene	CT,NH,NY,ME
1,2-Dichloropropane	CT,NH,NY,ME
1,3-Dichloropropane	NY,ME
2,2-Dichloropropane	NH,NY,ME

con-test® ANALYTICAL LABORATORY
39 Spruce Street * East Longmeadow, MA 01028 * FAX 413/525-6405 * TEL. 413/525-2332

CERTIFICATIONS

Certified Analyses included in this Report

Analyte	Certifications
SW-846 8260C in Water	
1,1-Dichloropropene	NH,NY,ME
cis-1,3-Dichloropropene	CT,NH,NY,ME
trans-1,3-Dichloropropene	CT,NH,NY,ME
Ethylbenzene	CT,NH,NY,ME
Hexachlorobutadiene	CT,NH,NY,ME
2-Hexanone (MBK)	CT,NH,NY,ME
Isopropylbenzene (Cumene)	NY,ME
p-Isopropyltoluene (p-Cymene)	CT,NH,NY,ME
Methyl tert-Butyl Ether (MTBE)	CT,NH,NY,ME
Methylene Chloride	CT,NH,NY,ME
4-Methyl-2-pentanone (MIBK)	CT,NH,NY,ME
Naphthalene	NH,NY,ME
n-Propylbenzene	CT,NH,NY,ME
Styrene	CT,NH,NY,ME
1,1,1,2-Tetrachloroethane	CT,NH,NY,ME
1,1,2,2-Tetrachloroethane	CT,NH,NY,ME
Tetrachloroethylene	CT,NH,NY,ME
Toluene	CT,NH,NY,ME
1,2,3-Trichlorobenzene	NH,NY,ME
1,2,4-Trichlorobenzene	CT,NH,NY,ME
1,1,1-Trichloroethane	CT,NH,NY,ME
1,1,2-Trichloroethane	CT,NH,NY,ME
Trichloroethylene	CT,NH,NY,ME
Trichlorofluoromethane (Freon 11)	CT,NH,NY,ME
1,2,3-Trichloropropane	NH,NY,ME
1,1,2-Trichloro-1,2,2-trifluoroethane (Freon 113)	NY
1,2,4-Trimethylbenzene	NY,ME
1,3,5-Trimethylbenzene	NY,ME
Vinyl Chloride	CT,NH,NY,ME
m+p Xylene	NH,NY,ME
o-Xylene	NH,NY,ME

con-test® ANALYTICAL LABORATORY
39 Spruce Street * East Longmeadow, MA 01028 * FAX 413/525-6405 * TEL. 413/525-2332

The CON-TEST Environmental Laboratory operates under the following certifications and accreditations:

Code	Description	Number	Expires
AIHA	AIHA-LAP, LLC - ISO17025:2005	100033	02/1/2018
MA	Massachusetts DEP	M-MA100	06/30/2018
CT	Connecticut Department of Publilc Health	PH-0567	09/30/2019
NY	New York State Department of Health	10899 NELAP	04/1/2018
NH-S	New Hampshire Environmental Lab	2516 NELAP	02/5/2018
RI	Rhode Island Department of Health	LAO00112	12/30/2018
NC	North Carolina Div. of Water Quality	652	12/31/2018
NJ	New Jersey DEP	MA007 NELAP	06/30/2018
FL	Florida Department of Health	E871027 NELAP	06/30/2018
VT	Vermont Department of Health Lead Laboratory	LL015036	07/30/2018
ME	State of Maine	2011028	06/9/2019
VA	Commonwealth of Virginia	460217	12/14/2018
NH-P	New Hampshire Environmental Lab	2557 NELAP	09/6/2018
VT-DW	Vermont Department of Health Drinking Water	VT-255716	06/12/2018
NC-DW	North Carolina Department of Health	25703	07/31/2018

con-test ANALYTICAL LABORATORY

17L1201

Phone: 413-525-2332
Fax: 413-525-6405
Email: info@contestlabs.com

http://www.contestlabs.com

Doc # 381 Rev 0 5 8 2015

CHAIN OF CUSTODY RECORD

39 Spruce Street
East Longmeadow, MA 01028

Page 1 of 1

Company Name:	Weston & Sampson - (for Eversource Energy)
Address:	273 Dividend Road, Rocky Hill, CT 06067
Phone:	(860) 513-1473
Project Name:	Simsbury AWC
Project Location:	Simsbury, CT
Project Number:	Client PO = 02274021; Rel. #6
Project Manager:	Jeff Willson
Con-Test Bid:	n/a
Invoice Recipient:	Eversource Energy
Sampled By:	Will Sirotnak

Requested Turnaround Time
7-Day ☐ 10-Day ☐
Other: ☑ 5-7 Bus. Days

Rush-Approval Required
1-Day ☐ 3-Day ☐
2-Day ☐ 4-Day ☐

Data Delivery
Format: PDF ☑ EXCEL ☑
Other:
Enhanced Data Package Required: ☐
Email To: yellenl@wseinc.com
Fax To #:

Con-Test Work Order#	Client Sample ID / Description	Beginning Date/Time	Ending Date/Time	Composite	Grab	[1]Matrix Code	Conc Code	3 H V	2 I A	1 N P	VOCs (8260)	CT-ETPH	Total 8 RCRA metals	# of Containers
1	MW-CCA-1	12/28/17	1200		X	GW	U				X	X	X	
2	TRIP BLANK	12/28/17									X			

ANALYSIS REQUESTED

[2] Preservation Code
[3] Container Code

Dissolved Metals Samples
○ Field Filtered
○ Lab to Filter

Orthophosphate Samples
○ Field Filtered
○ Lab to Filter

[1] Matrix Codes:
GW = Ground Water
WW = Waste Water
DW = Drinking Water
A = Air
S = Soil/Solid
SL = Sludge
O = Other (please define)

[2] Preservation Codes:
I = Iced
H = HCL
M = Methanol
N = Nitric Acid
S = Sulfuric Acid
B = Sodium Bisulfate
X = Sodium Hydroxide
T = Sodium Thiosulfate
O = Other (please define)

[3] Container Codes:
A = Amber Glass
G = Glass
P = Plastic
ST = Sterile
V = Vial
S = Summa Canister
T = Tedlar Bag
O = Other (please define)

Comments: (1) Please bill Eversource Energy directly.

Please use the following codes to indicate possible sample concentration within the Conc Code column above:
H - High; M - Medium; L - Low; C - Clean; U - Unknown

Relinquished by: (signature)	Date/Time: 12/29/17	
Received by: (signature)	Date/Time: 12/29/17 12:00	
Relinquished by: (signature)	Date/Time: 12/29/17 15:00	
Received by: (signature) 3.9	Date/Time: 12-29-17 15:00	
Relinquished by: (signature)	Date/Time:	
Received by: (signature)	Date/Time:	

Detection Limit Requirements
MA
CT — CTDEEP RSRs (includes RES DEC & GA PMC)
Other:

Program Information
○ MCP Analytical Certification Form Required
● RCP Analysis Certification Form Required
○ MA State DW Form Required
PWSID # _____

NELAC and AIHA-LAP, LLC Accredited

TURNAROUND TIME (BUSINESS DAYS) STARTS AT 9:00 AM THE DAY AFTER SAMPLE RECEIPT UNLESS THERE ARE QUESTIONS ON THIS CHAIN. IF THIS FORM IS NOT FILLED OUT COMPLETELY OR IS INCORRECT, TURNAROUND TIME CANNOT START UNTIL ALL QUESTIONS HAVE BEEN ANSWERED.

PLEASE BE CAREFUL NOT TO CONTAMINATE THIS DOCUMENT

Table of Contents

39 Spruce St.
East Longmeadow, MA. 01028
P: 413-525-2332
F: 413-525-6405
www.contestlabs.com

con-test® ANALYTICAL LABORATORY

Doc# 277 Rev 5 2017

Login Sample Receipt Checklist - (Rejection Criteria Listing - Using Acceptance Policy) Any False Statement will be brought to the attention of the Client - State True or False

Client Weston & Sampson

Received By ESD Date 12-29-17 Time 1500

How were the samples received? In Cooler T No Cooler _____ On Ice T No Ice _____
Direct from Sampling _____ Ambient _____ Melted Ice _____

Were samples within Temperature? 2-6°C T By Gun # 527 Actual Temp - 3.9
By Blank # _____ Actual Temp - _____

Was Custody Seal Intact? NA Were Samples Tampered with? NA
Was COC Relinquished ? T Does Chain Agree With Samples? T
Are there broken/leaking/loose caps on any samples? F
Is COC in ink/ Legible? T Were samples received within holding time? T
Did COC include all pertinent Information? Client T Analysis T Sampler Name T
Project T ID's T Collection Dates/Times T
Are Sample labels filled out and legible? T
Are there Lab to Filters? F Who was notified? _____
Are there Rushes? F Who was notified? _____
Are there Short Holds? F Who was notified? _____
Is there enough Volume? T
Is there Headspace where applicable? F MS/MSD? NA
Proper Media/Containers Used? T Is splitting samples required? NA
Were trip blanks received? T On COC? T
Do all samples have the proper pH? T Acid _____ Base _____

Vials	#	Containers:	#		#		#
Unp-		1 Liter Amb.	2	1 Liter Plastic		16 oz Amb.	
HCL-	5	500 mL Amb.		500 mL Plastic		8oz Amb/Clear	
Meoh-		250 mL Amb.		250 mL Plastic	1	4oz Amb/Clear	
Bisulfate-		Col./Bacteria		Flashpoint		2oz Amb/Clear	
DI-		Other Plastic		Other Glass		Encore	
Thiosulfate-		SOC Kit		Plastic Bag		Frozen:	
Sulfuric-		Perchlorate		Ziplock			

Unused Media

Vials	#	Containers:	#		#		#
Unp-		1 Liter Amb.		1 Liter Plastic		16 oz Amb.	
HCL-		500 mL Amb.		500 mL Plastic		8oz Amb/Clear	
Meoh-		250 mL Amb.		250 mL Plastic		4oz Amb/Clear	
Bisulfate-		Col./Bacteria		Flashpoint		2oz Amb/Clear	
DI-		Other Plastic		Other Glass		Encore	
Thiosulfate-		SOC Kit		Plastic Bag		Frozen:	
Sulfuric-		Perchlorate		Ziplock			

Comments:

Samples recived frozen.
P472

D:\HPCHEM\1\DATA\A010318.SEC\A0103019.D

CT ETPH DISCRIMINATION CHECK

Date Acquired	1/3/18
Data File Name	A0103019.D
Sample Name	ETPH 1500
Instrument Name	5890DFID

Compound	Ret Time	Target Response	Average Response	*%D +/- 20
c - 9	1.27	597602	617013	-3
c - 10	1.61	610866	617013	-1
c - 12	2.33	622161	617013	1
c - 14	3.00	631863	617013	2
c - 16	3.60	646905	617013	5
c - 18	4.20	647236	617013	5
o-Terphenyl	4.49	711607	617013	
c - 20	4.81	649584	617013	5
c - 22	5.31	647971	617013	5
c - 24	5.75	639981	617013	4
c - 26	6.14	632283	617013	2
c - 28	6.50	628906	617013	2
c - 30	6.83	626684	617013	2
c - 32	7.14	589443	617013	-4
c - 34	7.43	552784	617013	-10
c - 36	7.74	530924	617013	-14

* One compound allowed %D </= 50%

Samples

17L1201-01
18A0011-01
18A0011-02
18A0011-03
18A0011-04
18A0028-08
18A0028-09
18A0028-10

REASONABLE CONFIDENCE PROTOCOL
LABORATORY ANALYSIS QA/QC CERTIFICATION FORM

Laboratory Name: Con-Test Analytical Laboratory

Client: Weston & Sampson

Project Location: Simsbury AWC

Project Number: 17L1201

Laboratory Sample ID(s):

17L1201-01 thru 17L1201-02

Sample Date(s):

12/28/2017

List RCP Methods Used:

CTDEP ETPH, SW-846 6020A-B, SW-846 7470A, SW-846 8260C

1	For each analytical method referenced in this laboratory report package, were all specified QA/QC performance criteria followed, including the requirement to explain any criteria falling outside of acceptable guidelines, as specified in the CTDEP method-specific Reasonable Confidence Protocol documents?	☑ Yes ☐ No
1A	Were the method specified preservation and holding time requirements met?	☑ Yes ☐ No
1B	VPH and EPH Methods only: Was the VPH and EPH method conducted without significant modifications (see Section 11.3 of respective RCP methods)?	☐ Yes ☐ No ☐ N/A
2	Were all samples received by the laboratory in a condition consistent with that described on the associated chain-of-custody document(s)?	☑ Yes ☐ No
3	Were samples received at an appropriate temperature (< 6 degrees C.)?	☑ Yes ☐ No ☐ N/A
4	Were all QA/QC performance criteria specified in the CTDEP Reasonable Confidence Protocol documents achieved?	☐ Yes ☑ No
5A	Were reporting limits specified or referenced on the chain-of-custody?	☑ Yes ☐ No
5B	Were these reporting limits met?	☐ Yes ☑ No
6	For each analytical method referenced in this laboratory report package, were results reported for all constituents identified in the method-specific analyte lists presented in the Reasonable Confidence Protocol documents?	☐ Yes ☑ No
7	Are project-specific matrix spikes and laboratory duplicates included in this data set?	☑ Yes ☐ No

Notes: For all questions to which the response was "No" (with the exception of question #7), additional information must be provided in an attached narrative. If the answer to question #1, #1A, or #1B is "No", the data package does not meet the requirements for "Reasonable Confidence."
This form may not be altered and all questions must be answered.

I, the undersigned, attest under the pains and penalties of perjury that, to the best of my knowledge and belief and based upon my personal inquiry of those responsible for providing the information contained in this analytical report, such information is accurate and complete.

Authorized Signature: Lisa Worthington **Position:** **Project Manager**

Printed Name: **Lisa A. Worthington** **Date:** **01/08/18**

Name of Laboratory: **Con-Test Analytical Laboratory**

This certification form is to be used for RCP methods only.

APPENDIX D

GROUNDWATER MONIT. DATA SHEETS

Simsbury AWC Gauging Data Sheet

Date: 3/29/17

Measured by: CMB + WVS

Well	Well Depth (ft. btoc)	Depth to Oil (ft. btoc)	Depth to Water (ft. btoc)	Time	Well Diameter (inches)	Comments
RW-1	18.00	—	10.82		6	
MW-4R	13.57		DRY	913	2	
MW-6	16.80	-	12.02	915	2	
MW-8	16.47	-	13.45	917	2	
MW-10	15.70	-	12.72	920	2	
MW-11A	13.16	-	11.48	922	4	
MW-15	14.38		13.40	945	4	
MW-16		-	-		2	Gauged for June event
MW-T1	16.75	-	~~5.36~~	0850	4	7.57
MW-T2	16.82	-	~~5.75~~	852	4	7.63
MW-T3	16.90	-	~~7.25~~	854	4	12.75
MW-T5	16.92	-	~~8.70~~	~~848~~	2	Covered by SNOW
MW-T6	16.92	-	6.95	856	2	
TRW-1	17.06	-	7.89	858	4	
CCA-1	13.96		8.60	935	2	
CCA-2	19.79	-	9.94	910	2	
CCA-3	17.29	-	17.10	905	2	
CCA-4	19.03	-	8.06	900	2	
CCA-5	19.17	-	13.30	930	2	
CCA-6	18.00	-	9.40	942	2	
MW-A1R-1	19.34	-	-	-	2	Could not locate snow/debris
MW-North	18.22	-	-	-	2	DESTROYED
MW-South	26.80	-	-	-	2	Could not access
MW-SA-South (R)	22.21		14.72	940	2	
MW-SA-North (R)	22.15		13.30	935	2	

General Comments

WELL SAMPLING LOG

1. SITE INFORMATION

Site Location	Simsbury AWC
Samplers	CMB + WS
Date	3/29/17

Well ID: MW-11A

2. EQUIPMENT INFORMATION

Multiparameter Sonde	HORIBA
Turbidmeter	HORIBA

3. WELL CONSTRUCTION

Measuring Point	TOC	Notch, Mark, Direction
Date Installed	—	(MM/DD/YYYY)
Well Diameter	4	(inches)
Top of Well Screen	4.0	(feet below top of casing)
Bottom of Well Screen	14.0	(feet below top of casing)
Well Depth	13.16	(feet below top of casing)

4. STATIC MEASUREMENTS

Depth to LNAPL	—	(feet below top of casing)
LNAPL Thickness	—	(feet)
Depth To Water	11.50	(feet below top of casing)
DNAPL Thickness	—	(feet from well bottom)
Well Depth	12.80	(feet below top of casing)
Time	0930	(military format)

5. Purging Data

Purging Method	LF-PERISTALTIC	
Sample Intake	12.60	(feet below top of casing)
Start of Purging	940	(time in military format)
Flow Rate	180	(milliliters per minute)
Required Purge Volume	—	(gallons), (Table 1 Value + Table 2 Value)
Total Volume Purged	—	(gallons)

6. Sampling Data

Sampling Method	LF-PERISTALTIC	
Start of Sampling	1115	(military format)
End of Sampling	1120	(military format)

7. FIELD PARAMETERS

replicates	1	2	3	4	5	6	7	8	9	10	Criteria	11	12
Time (military format)	0940	0945	0950	0955	1000	1005	1010	1015	1020	1025	>3 min intervals	1030	1035
Depth to Water (ft btoc)	11.53	11.56	11.57	11.55	11.55	11.55	11.55	11.55	11.55	11.56	0.01 feet	11.55	11.55
Drawdown (feet)	0.03	0.06	0.07	0.05	0.05	0.05	0.05	0.05	0.05	0.06	<0.33 feet	0.05	0.05
Temperature C°	10.47	10.54	10.59	10.52	10.59	10.64	10.62	10.89	10.96	10.95	+/- 3%	10.88	10.95
Specific Conductivity (ms/cm)	0.183	0.216	0.244	0.269	0.287	0.343	0.350	0.428	0.428	0.442	+/- 3%	0.455	0.468
Dissolved Oxygen (mg/L)	8.62	7.84	7.48	7.80	7.64	7.01	6.64	6.33	5.97	6.05	+/- 10% or <0.5	5.96	5.98
pH (S.U.)	6.97	6.91	6.95	6.91	6.91	6.89	6.90	6.79	6.84	6.82	+/- 0.1	6.83	6.75
ORP (mV)	190	212	219	224	217	215	215	210	204	205	+/- 10 mV	206	207
Turbidity (NTU)	482	278	245	178	128	113	99.1	86.3	72.0	65.8	+/- 10% or <0.5	57.9	54.2
Flow Rate (ml/min)											<500 ml/min		

8. SAMPLE ANALYSIS

Analysis	Bottle Size	Bottle Type	# of Bottles	Preservative
VOCs	40 ml	VOA (Glass)	3	HCl

9. QA/QC SAMPLE REQUIRED

	Yes	No
Field Duplicate		
Matrix Spike		X
Matrix Spike Duplicate		X

	Yes	No
Equipment Blank		X
Trip Blank	X	
Other		

Signature: _____ Date: 3/29/17

Printed Name: WILL SIROTNAK

	Replicate		12	13	14	15	16	17	18	19	20	21
military	Time	>3 min	1035	1040	1045	1050	1055	1100	1105			
ft	DTW	0.01'	11.55	11.55	11.55	11.55	11.55	11.55	11.55			
ft	Drawdown	<0.33'	0.05	0.05	0.05	0.05	0.05	0.05	0.05			
°C	Temp	+/-3%	10.95	11.19	11.26	11.15	11.28	11.26	11.23			
mS/cm	Sp. Cond.	+/-3%	0.468	0.483	0.488	0.492	0.494	0.508	0.513			
mg/L	DO	+/-10%	5.98	6.60	5.95	5.89	5.73	5.78	5.72			
SU	pH	+/-0.1	6.75	6.72	6.79	6.80	6.83	6.79	6.83			
mV	ORP	+/-10mV	207	201	196	196	195	199	199			
NTU	Turbidity	+/-10%	54.2	48.4	49.5	44.8	43.7	42.8	40.6			
ml/min	Flow Rate	<500ml/m										

WELL SAMPLING LOG

1. SITE INFORMATION

Site Location	Simsbury AWC
Samplers	WVS
Date	3/29/17

Well ID: MW-4R

2. EQUIPMENT INFORMATION

Multiparameter Sonde	H
Turbidmeter	—

3. WELL CONSTRUCTION

Measuring Point	TOC	Notch, Mark, Direction
Date Installed		(MM/DD/YYYY)
Well Diameter	2	(inches)
Top of Well Screen	5.6	(feet below top of casing)
Bottom of Well Screen	15.6	(feet below top of casing)
Well Depth	13.57	(feet below top of casing)

4. STATIC MEASUREMENTS

Depth to LNAPL	—	(feet below top of casing)
LNAPL Thickness	—	(feet)
Depth To Water	DRY	(feet below top of casing)
DNAPL Thickness	—	(feet from well bottom)
Well Depth	13.57	(feet below top of casing)
Time	913	(military format)

5. Purging Data

Purging Method	—	
Sample Intake	—	(feet below top of casing)
Start of Purging	—	(time in military format)
Flow Rate	—	(milliliters per minute)
Required Purge Volume	—	(gallons), (Table 1 Value + Table 2 Value)
Total Volume Purged	—	(gallons)

6. Sampling Data

Sampling Method	—	
Start of Sampling	—	(military format)
End of Sampling	—	(military format)

7. FIELD PARAMETERS

replicates	1	2	3	4	5	6	7	8	9	10	Criteria
Time (military format)											>3 min intervals
Depth to Water (ft btoc)											0.01 feet
Drawdown (feet)											<0.33 feet
Temperature C°											+/- 3%
Specific Conductivity (ms/cm)											+/- 3%
Dissolved Oxygen (mg/L)											+/- 10% or <0.5
pH (S.U.)											+/- 0.1
ORP (mV)											+/- 10 mV
Turbidity (NTU)											+/- 10% or <0.5
Flow Rate (ml/min)											<500 ml/min

8. SAMPLE ANALYSIS

Analysis	Bottle Size	Bottle Type	# of Bottles	Preservative
VOCs	40 ml	VOA (Glass)	3	HCl

9. QA/QC SAMPLE REQUIRED

	Yes	No
Field Duplicate		
Matrix Spike		X
Matrix Spike Duplicate		X

	Yes	No
Equipment Blank		X
Trip Blank	X	
Other		

Signature: _____ Date: 3/29/17

Printed Name: WILL SIPPOSNAIS

WELL SAMPLING LOG

1. SITE INFORMATION

Site Location	Simsbury AWC
Samplers	WJS
Date	3/29/17

Well ID: MW-CCA-1

2. EQUIPMENT INFORMATION

Multiparameter Sonde	HORIBA
Turbidmeter	HORIBA

3. WELL CONSTRUCTION

Measuring Point	TOC	Notch, Mark, Direction
Date Installed	—	(MM/DD/YYYY)
Well Diameter	2	(inches)
Top of Well Screen	3.5	(feet below top of casing)
Bottom of Well Screen	13.5	(feet below top of casing)
Well Depth	13.96	(feet below top of casing)

4. STATIC MEASUREMENTS

Depth to LNAPL	—	(feet below top of casing)
LNAPL Thickness	—	(feet)
Depth To Water	8.61	(feet below top of casing)
DNAPL Thickness	—	(feet from well bottom)
Well Depth	13.96	(feet below top of casing)
Time	835	(military format)

5. Purging Data

Purging Method	LE - PERISTALTIC	
Sample Intake	11.00'	(feet below top of casing)
Start of Purging	1305	(time in military format)
Flow Rate	170	(milliliters per minute)
Required Purge Volume	—	(gallons), (Table 1 Value + Table 2 Value)
Total Volume Purged	—	(gallons)

6. Sampling Data

Sampling Method	LE - PERISTALTIC	
Start of Sampling	1330	(military format)
End of Sampling	1350	(military format)

7. FIELD PARAMETERS

replicates	1	2	3	4	5	6	7	8	9	10	Criteria
Time (military format)	1305	1310	1315	1320	1325	1330					>3 min intervals
Depth to Water (ft btoc)	8.80	8.80	8.81	8.81	8.81	8.81					0.01 feet
Drawdown (feet)	—	—	—	—	—	—					<0.33 feet
Temperature C°	16.00	9.62	8.76	8.83	8.71	8.71					+/- 3%
Specific Conductivity (ms/cm)	0.054	.116	.118	.119	.120	.119					+/- 3%
Dissolved Oxygen (mg/L)	10.09	8.75	8.77	8.38	8.44	8.42					+/- 10% or <0.5
pH (S.U.)	4.55	5.78	5.71	5.71	5.69	5.69					+/- 0.1
ORP (mV)	305	256	253	253	256	258					+/- 10 mV
Turbidity (NTU)	34.0	33.2	40.9	42.7	41.6	40.5					+/- 10% or <0.5
Flow Rate (ml/min)	~200	~200	~200	~200	~200	~200					<500 ml/min

8. SAMPLE ANALYSIS

Analysis	Bottle Size	Bottle Type	# of Bottles	Preservative
VOCs	40 ml	VOA (Glass)	3	HCl
ETPH	1 L	Amber	2	As Is
RCRA 8 Metals (total)	250 ml	Plastic	1	HNO_3

9. QA/QC SAMPLE REQUIRED

	Yes	No
Field Duplicate		
Matrix Spike		X
Matrix Spike Duplicate		X

	Yes	No
Equipment Blank		X
Trip Blank	X	
Other		

Signature: _____ Date: 3/29/17

Printed Name: WILL SIRIGNAK

WELL SAMPLING LOG

1. SITE INFORMATION

Site Location	Simsbury AWC
Samplers	CB & WVS
Date	3/29/17

Well ID: MW-10

2. EQUIPMENT INFORMATION

Multiparameter Sonde	HORIBA
Turbidmeter	HORIBA

3. WELL CONSTRUCTION

Measuring Point	TOC	Notch, Mark, Direction
Date Installed	—	(MM/DD/YYYY)
Well Diameter	2	(inches)
Top of Well Screen	—	(feet below top of casing)
Bottom of Well Screen	—	(feet below top of casing)
Well Depth	15.50	(feet below top of casing)

4. STATIC MEASUREMENTS

Depth to LNAPL	—	(feet below top of casing)
LNAPL Thickness	—	(feet)
Depth To Water	12.72	(feet below top of casing)
DNAPL Thickness	—	(feet from well bottom)
Well Depth	15.50	(feet below top of casing)
Time	920	(military format)

5. Purging Data

Purging Method	LF-Peristaltic	
Sample Intake	14.00	(feet below top of casing)
Start of Purging	1125	(time in military format)
Flow Rate	175	(milliliters per minute)
Required Purge Volume	—	(gallons), (Table 1 Value + Table 2 Value)
Total Volume Purged	—	(gallons)

6. Sampling Data

Sampling Method	LF Peristaltic	
Start of Sampling	1155	(military format)
End of Sampling	1200	(military format)

7. FIELD PARAMETERS

replicates	1	2	3	4	5	6	7	8	9	10	Criteria
Time (military format)	1125	1130	1135	1140	1150	1155					>3 min intervals
Depth to Water (ft btoc)	12.75	12.77	12.77	12.36	12.77	12.72					0.01 feet
Drawdown (feet)	0.00	0.02	0.02	0.01	0.02	0.02					<0.33 feet
Temperature C°	12.65	13.63	12.69	12.67	12.69	12.84					+/- 3%
Specific Conductivity (ms/cm)	0.282	0.280	0.288	0.274	0.261	0.267					+/- 3%
Dissolved Oxygen (mg/L)	9.96	8.88	8.57	8.48	8.39	8.32					+/- 10% or <0.5
pH (S.U.)	6.68	6.71	6.77	6.66	6.61	6.59					+/- 0.1
ORP (mV)	212	207	202	211	215	218					+/- 10 mV
Turbidity (NTU)	15.0	14.5	13.6	12.6	11.9	11.6					+/- 10% or <0.5
Flow Rate (ml/min)											<500 ml/min

8. SAMPLE ANALYSIS

Analysis	Bottle Size	Bottle Type	# of Bottles	Preservative
VOCs				

9. QA/QC SAMPLE REQUIRED

	Yes	No
Field Duplicate		
Matrix Spike		
Matrix Spike Duplicate		

	Yes	No
Equipment Blank		
Trip Blank		
Other		

Signature: _____ Date: 3/29/17

Printed Name: WILL SIROTNAK

Simsbury AWC Gauging Data Sheet

Date: 6/29/17

Measured by: Chris Berthiaume

Well	Well Depth (ft. btoc)	Depth to Oil (ft. btoc)	Depth to Water (ft. btoc)	Time	Well Diameter (inches)	Comments
✓ RW-1	18.00	—	9.23	1124	6	
✓ MW-4R	13.57	—	10.40	1122	2	
MW-5	16.49	—	—	—	2	CAN NOT LOCATE
✓ MW-6	16.80	—	10.46	1120	2	
✓ MW-8	16.47	—	11.75	1120	2	
✓ MW-10	15.70	—	10.08	1118	2	
✓ MW-11A	13.16	—	9.88	1116	4	
✓ MW-15	14.38	—	11.83	0945	4	
✓ MW-T1	16.75	—	8.08	1100	4	
✓ MW-T2	16.82	—	8.07	1102	4	
✓ MW-T3	16.90	—	11.93	1104	4	
✓ MW-T5	16.92	—	7.47	1106	2	
✓ MW-T6	16.92	—	7.62	1108	2	
✓ TRW-1	17.06	—	8.46	1110	4	
✓ CCA-1	13.96	—	7.13	1500	2	
✓ CCA-2	19.79	—	10.22	0900	2	Sample for ETPH
✓ CCA-3	17.29	—	16.23	1114	2	
✓ CCA-4	19.03	—	8.09	1112	2	
✓ CCA-5	19.17	—	11.87	1735	2	
✓ CCA-6	18.00	—	8.33	1700	2	
✓ MW-A1R-1	19.34	—	—	—	2	INACCESSIBLE
✓ MW-North	18.22	—	—	—	2	DESTROYED
✓ MW-South	26.80	—	—	—	2	INACCESSIBLE
✓ MW-SA-South	15.33	—	12.85	1730	4	MW-SA-South (R) 2"
✓ MW-SA-North	15.05	—	11.53	1738	4	MW-SA-North (R) 2"
MW-2A	22.91	—	11.70	1045	4	—
MW-16	14.20	?	10.83	1315	4	probe indicated product 13.15'-14.20' btoc but no visual/olfactory evidence

General Comments

Well Purging/Groundwater Sampling Report

Page 1 of 1

Project Name: Simsbury Anc Project #: Date: 7/5/17
Well ID: MW-2A Well Diameter (in) 4 Casing Type: PVC
Depth to Water: 11.80 Total Depth: 22.91 Screen Length:
Sampling Method: LF-PERISTALTIC
Tube Intake Set at: 13.50 Depth to Water with Tube: 11.79 Sampled By: WUS
Tube Diameter: 0.25" Notes:

	mL\min	Ft	NTU's	mV	°C		mg\L	Units	
Time	Flow	DTW	Turb	ORP	Temp	SpC	DO	PH	Comments
Min	ml/min	+/- 0.02 .3	+/- 10%	+/- 10	+/- 3%	+/- 3%	+/- 10%	+/- 0.1	
935	~200	11.90	8.7	120	22.91	.625	6.88	6.67	
940	~200	11.91	3.7	179	22.32	.635	5.87	6.43	
945	~200	11.91	1.6	209	21.68	.652	5.67	6.36	
950	~200	11.91	1.0	222	21.44	.659	6.00	6.34	
955	~200	11.91	0.5	235	21.32	.666	6.07	6.33	
1000	~200	11.92	1.2	240	21.33	.667	5.42	6.32	
1005	~200	11.92	0.7	242	21.27	.672	5.42	6.33	
1010	~200	11.92	0.5	243	21.29	.673	5.78	6.32	

Sample(s) Collected	Time	Preservative
ETPH	1010	I

T:\ESSE\Forms\Well Purge Report.doc

Well Purging/Groundwater Sampling Report

Page 1 of 1

Project Name: Simsbury Ave Project #: Date: 7/5/17
Well ID: MW-CCA-2 Well Diameter (in) 2 Casing Type: PVC
Depth to Water: 10.30 Total Depth: 19.79 Screen Length:
Sampling Method: LF-PERISTALTIC
Tube Intake Set at: 13.5' Depth to Water with Tube: 10.30 Sampled By: WUS
Tube Diameter: 0.25" Notes:

	mL\min	Ft	NTU's	mV	°C		mg\L	Units	
Time	Flow	DTW	Turb	ORP	Temp	SpC	DO	PH	Comments
Min	ml/min	+/- 0.02 .3	+/- 5 10%	+/- 10	+/- 3%	+/- 3%	+/- 10% .5	+/- 0.1	
1020	~200	10.38	3.7	206	26.56	.221	6.15	6.25	
1025	~200	10.38	3.2	250	23.85	.246	3.51	5.98	
1030	~200	10.39	0.0	254	22.41	.248	3.16	5.96	
1035	~200	10.39	0.5	256	21.55	.254	3.35	5.93	
1040	~200	10.39	0.0	255	21.41	.258	3.42	5.92	
1045	~200	10.39	0.0	255	21.40	.261	3.39	5.91	

Sample(s) Collected	Time	Preservative
ETPH	1045	I

T:\ESS2\Forms\Well Purge Report.doc

Well Purging/Groundwater Sampling Report

Page 1 of 1

Project Name: Simsbury Ave Project #: Date: 7/5/17
Well ID: MW-16 Well Diameter (in) 4 Casing Type: PVC
Depth to Water: 10.95 Total Depth: 14.20 Screen Length:
Sampling Method: LF - PERISTALTIC
Tube Intake Set at: 12.50' Depth to Water with Tube: 10.95 Sampled By: WVS
Tube Diameter: 0.25" Notes:

	mL\min	Ft.	NTU's	mV	°C		mg\L	Units	
Time	Flow	DTW	Turb	ORP	Temp	SpC	DO	PH	Comments
Min	ml/min	+/- 0.02 .3	+/- 10%	+/- 10	+/- 3%	+/- 3%	+/- 10%	+/- 0.1	
1055	~200	11.03	5.7	237	28.48	0.667	7.27	6.04	
1100	~200	11.03	3.0	266	20.65	.643	7.16	5.99	
1105	~200	11.03	1.5	272	18.31	.660	7.19	5.97	
1110	~200	11.03	1.7	275	17.69	.666	7.14	5.94	
1115	~200	11.03	0.8	279	17.05	.674	7.22	5.90	
1120	~200	11.04	0.7	283	16.65	.681	7.12	5.86	
1125	~200	11.03	0.3	285	16.57	.684	7.08	5.83	
1130	~200	11.03	0.0	286	16.51	.688	7.28	5.82	

Sample(s) Collected	Time	Preservative
ETPH	1130	I

T:\ESSE\Forms\Well Purge Report.doc

Well Purging/Groundwater Sampling Report

Page 1 of 1

Project Name: Simsbury AWC Project #: Date: 7/5/17
Well ID: MW-15 Well Diameter (in) 2 Casing Type: PVC
Depth to Water: 11.87 Total Depth: 14.38 Screen Length:
Sampling Method: low flow peristaltic pump
Tube Intake Set at: 13.00 Depth to Water with Tube: 11.87 Sampled By: WVS
Tube Diameter: ¼" OD Notes:

	mL\min	Ft.	NTU's	mV	°C	mS/cm	mg\L	Units	
Time	Flow	DTW	Turb	ORP	Temp	SpC	DO	PH	Comments
Min	ml/min	+/- 0.02	+/- 10% ≤5	+/- 10	+/- 3%	+/- 3%	+/- 10% ≤5	+/- 0.1	
1140	~200	11.95	6.1	250	22.57	.470	7.44	6.32	
1145	~200	11.96	4.1	243	21.14	.426	6.66	6.48	
1150	~200	11.96	0.6	242	20.66	.399	6.84	6.56	
1155	~200	11.95	1.3	242	20.75	.394	6.58	6.58	
1200	~200	11.95	0.5	240	20.92	.390	6.61	6.59	
1205									
1210									
1215									
1220									
1225									
1230									

Sample(s) Collected	Time	Preservative
ETPH	1200	I

Well Purging/Groundwater Sampling Report

Page 1 of 1

Project Name: Amesbury Ave Project #: Date: 7/5/17
Well ID: MW-CCA-1 Well Diameter (in) 2 Casing Type: PVC
Depth to Water: 7.10 Total Depth: 13.96 Screen Length:
Sampling Method: LF-PERISTALTIC
Tube Intake Set at: 11.0' Depth to Water with Tube: 7.10 Sampled By: WVS
Tube Diameter: 0.29" Notes:

	mL\min	Ft.	NTU's	mV	°C		mg\L	Units	
Time	Flow	DTW	Turb	ORP	Temp	SpC	DO	PH	Comments
Min	ml/min	+/- 0.02 .3	+/- 10%	+/- 10	+/- 3%	+/- 3%	+/- 10%	+/- 0.1	
1230	~200	7.10	7.0	246	28.81	.112	6.17	6.64	
1235	~200	7.16	4.8	249	25.42	.123	4.44	6.07	
1240	~200	7.17	4.1	267	24.95	.126	4.17	6.00	
1245	~200	7.18	3.7	279	24.14	.127	3.95	5.93	
1250	~200	7.18	4.1	281	23.66	.127	4.08	5.91	
1255	~200	7.18	3.7	283	22.95	.128	3.97	5.91	
1300	~200	7.19	4.9	284	22.71	.128	4.04	5.91	
1305	~200	7.19	3.8	285	22.67	.129	4.01	5.90	
1310	~200	7.20	3.5	285	22.62	.129	3.96	5.90	

Sample(s) Collected	Time	Preservative
VOCs	1315	HCL + I
ETPH		ICE
RCRA 8		HNO3 + I

T:\ESSE\Forms\Well Purge Report.doc

Well Purging/Groundwater Sampling Report

Page 1 of 1

Project Name: Simsbury PWC Project #: _____ Date: 9/11/17
Well ID: MW-4R Well Diameter (in) 2" Casing Type: PVC
Depth to Water: 11.26 Total Depth: 13.57 Screen Length: _____
Sampling Method: low flow peristaltic pump
Tube Intake Set at: _____ Depth to Water with Tube: _____ Sampled By: MP
Tube Diameter: ¼" OD Notes: _____

	mL\min	Ft.	NTU's	mV	°C	mS/cm	mg\L	Units	
Time	Flow	DTW	Turb	ORP	Temp	SpC	DO	PH	Comments
Min	ml/min	+/- 0.02	+/- 10%	+/- 10	+/- 3%	+/- 3%	+/- 10%	+/- 0.1	
Spoke to Jeff about amount of water in well. He said to first sample for VOCs, then try horiba and see if parameters stabilize. DTW after sample 11.26. Sampled at 1325									
1336	100	11.27	14.3	116	22.32	0.592	17	7.02	
1344	103	11.26	6.5	104	22.42	0.593	14.4	6.98	
Had to stop pumping due to leaking horiba									
1350	100	11.26	5.8	~~dried~~	22.53	0.601	15.6	6.97	
1355	↓	11.26	6.1	~~dried~~	22.65	0.597	14.6	6.97	
1400		11.26	5.4	75	22.73	0.595	12.3	6.96	
1405		11.27	5.1	70	22.81	0.594	13.0	6.96	
		11.26	5.1	66	22.92	0.594	13.4	6.95	

Sample(s) Collected	Time	Preservative
Sampled @ 1412		

T:\ESSE\Forms\Well Purge Report.doc

Well Purging/Groundwater Sampling Report

Page 1 of 1

Project Name: Simsbury AWC Project #: _____ Date: 9/11/17
Well ID: MW-CCA1 Well Diameter (in) 2" Casing Type: PVC
Depth to Water: 9.09 Total Depth: 12.2 Screen Length: _____
Sampling Method: low flow peristaltic pump
Tube Intake Set at: _____ Depth to Water with Tube: _____ Sampled By: MP
Tube Diameter: ¼" OD Notes: _____

	mL\min	Ft.	NTU's	mV	°C	mS/cm	mg\L	Units	
Time	Flow	DTW	Turb	ORP	Temp	SpC	DO	PH	Comments
Min	ml/min	+/- 0.02	+/- 10%	+/- 10	+/- 3%	+/- 3%	+/- 10%	+/- 0.1	
	Spoke to Jeff about the amount of water in the well. Said to go ahead and sample to be sure enough water is collected. Sampled @ 1045								
	After sampling DTW = 10.51'								
	came back to sample @ 1650 DTW 9.53 Resampled Metals								

Sample(s) Collected	Time	Preservative
Sampled @ 1045		

T:\ESSE\Forms\Well Purge Report.doc

Simsbury AWC Gauging Data Sheet

Date: September 1 2017

Measured by: Gabriella Pagliuca

Well	Well Depth (ft. btoc)	Depth to Oil (ft. btoc)	Depth to Water (ft. btoc)	Time	Well Diameter (inches)	Comments
RW-1	18.00	—	10.67	1250	6	
~~MW-2A~~	22.91	—				
MW-4R	13.57	—	11.26	1315	2	
~~MW-5~~	16.49	—			2	~~CAN NOT LOCATE~~
MW-6	16.80	—	11.35	1513	2	
MW-8	16.47	—	12.62	15.03	2	
MW-10	15.70	—	11.92	1452	2	
MW-11A	13.16	—	10.71	1450	4	
~~MW-14~~		—				~~Gauged~~ for Sept. event Destroyed
MW-15	14.38	—	12.65	1233	4	
MW-16	14.20	—	11.72	1236	2	Gauged for June event
~~MW-18~~		—				~~Gauged for Sept. event~~ Destroyed
MW-T1	16.75	—	11.50	1540	4	
MW-T2	16.82	—	8.61	1542	4	
MW-T3	16.90	—	14.20	1545	4	
MW-T5	16.92	—	13.59	1548	2	
MW-T6	16.92	—	9.04	1551	2	
TRW-1	17.06	—	9.04	1600	4	
CCA-1	~~13.96~~ 12.2	—	9.09	1540	2	
CCA-2	19.79	—	10.49	1308	2	
CCA-3	17.29	—	17.09	1304	2	
CCA-4	19.03	—	8.98	1556	2	
~~CCA-5~~	~~19.17~~	—			2	
CCA-6	18.00	—	~~14.06~~	1618	2	
MW-A1R-1	19.34	—	12.15	1200	2	
MW-North	18.22	—	12.84	1614	2	~~DESTROYED~~
MW-South	26.80	—			2	
MW-SA-South (R)	22.21	—	13.19	1216	2	
MW-SA-North (R)	22.15	—	12.51	1220	2	
MW-310	19.60	—	16.6	0945	2	Installed in August 2017

MW-13 Destroyed

General Comments

	DTW	
MW-1	11.3	1449
MW-12	13.9	1509

Well Purging/Groundwater Sampling Report

Page 1 of 1

Project Name: Simsbury AWC Project #: _____ Date: September 12017
Well ID: MW-310 Well Diameter (in) 2 Casing Type: PVC
Depth to Water: 16.6 Total Depth: 19.6 Screen Length: 10'
Sampling Method: low flow peristaltic pump
Tube Intake Set at: _____ Depth to Water with Tube: _____ Sampled By: HP
Tube Diameter: ¼" OD Notes: _____

	mL\min	Ft.	NTU's	mV	°C	mS/cm	mg\L	Units	
Time	Flow	DTW	Turb	ORP	Temp	SpC	DO	PH	Comments
Min	ml/min	+/- 0.02	+/- 10%	+/- 10	+/- 3%	+/- 3%	+/- 10%	+/- 0.1	
Due to soil characterization in area, well has slow recharge observed during well development. At 0850 began sampling for ETPH. When there was enough water for two 1 L Ambers, well had gone dry. DTW = 19.60 ft. Spoke with Jeff during sampling.									

Sample(s) Collected	Time	Preservative
Sampled for ETPH @0850		

Unable to locate due to the amount of snow in the area

WELL SAMPLING LOG

1. SITE INFORMATION

Site Location	Simsbury AWC
Samplers	
Date	12/28/17

Well ID: MW-4R

2. EQUIPMENT INFORMATION

Multiparameter Sonde	
Turbidmeter	

3. WELL CONSTRUCTION

Measuring Point	TOC	Notch, Mark, Direction
Date Installed		(MM/DD/YYYY)
Well Diameter	2	(inches)
Top of Well Screen	5.6	(feet below top of casing)
Bottom of Well Screen	15.6	(feet below top of casing)
Well Depth	13.57	(feet below top of casing)

4. STATIC MEASUREMENTS

Depth to LNAPL		(feet below top of casing)
LNAPL Thickness		(feet)
Depth To Water		(feet below top of casing)
DNAPL Thickness		(feet from well bottom)
Well Depth		(feet below top of casing)
Time		(military format)

5. Purging Data

Purging Method		
Sample Intake		(feet below top of casing)
Start of Purging		(time in military format)
Flow Rate		(milliliters per minute)
Required Purge Volume		(gallons), (Table 1 Value + Table 2 Value)
Total Volume Purged		(gallons)

6. Sampling Data

Sampling Method		
Start of Sampling		(military format)
End of Sampling		(military format)

7. FIELD PARAMETERS

replicates	1	2	3	4	5	6	7	8	9	10	Criteria
Time (military format)											>3 min intervals
Depth to Water (ft btoc)											0.01 feet
Drawdown (feet)											<0.33 feet
Temperature C°											+/- 3%
Specific Conductivity (ms/cm)											+/- 3%
Dissolved Oxygen (mg/L)											+/- 10% or <0.5
pH (S.U.)											+/- 0.1
ORP (mV)											+/- 10 mV
Turbidity (NTU)											+/- 10% or <0.5
Flow Rate (ml/min)											<500 ml/min

8. SAMPLE ANALYSIS

Analysis	Bottle Size	Bottle Type	# of Bottles	Preservative
VOCs	40 ml	VOA (Glass)	3	HCl

9. QA/QC SAMPLE REQUIRED

	Yes	No
Field Duplicate		
Matrix Spike		X
Matrix Spike Duplicate		X

	Yes	No
Equipment Blank		X
Trip Blank	X	
Other		

Signature: [signature]

Printed Name: William Sirotnak

Date: 12/28/17

WELL SAMPLING LOG

1. SITE INFORMATION

Site Location	Simsbury AWC
Samplers	WJS
Date	12-28-17

Well ID: MW-CCA-1

2. EQUIPMENT INFORMATION

Multiparameter Sonde	YSI 45I
Turbidmeter	TRW

3. WELL CONSTRUCTION

Measuring Point	TOC	Notch, Mark, Direction
Date Installed		(MM/DD/YYYY)
Well Diameter	2	(inches)
Top of Well Screen	3.5	(feet below top of casing)
Bottom of Well Screen	13.5	(feet below top of casing)
Well Depth	13.96	(feet below top of casing)

4. STATIC MEASUREMENTS

Depth to LNAPL	—	(feet below top of casing)
LNAPL Thickness	—	(feet)
Depth To Water	7.01	(feet below top of casing)
DNAPL Thickness	—	(feet from well bottom)
Well Depth		(feet below top of casing)
Time	1115	(military format)

5. Purging Data

Purging Method	LF PERISTALTIC	
Sample Intake	9.50'	(feet below top of casing)
Start of Purging	1130	(time in military format)
Flow Rate	175	(milliliters per minute)
Required Purge Volume	—	(gallons), (Table 1 Value + Table 2 Value)
Total Volume Purged	.50	(gallons)

6. Sampling Data

Sampling Method	LF-PERISTALTIC	
Start of Sampling	1200	(military format)
End of Sampling	1210	(military format)

7. FIELD PARAMETERS

replicates	1	2	3	4	5	6	7	8	9	10	Criteria
Time (military format)	1130	1135	1140	1145	1150	1155					>3 min intervals
Depth to Water (ft btoc)	7.01	7.35	7.57	7.70	7.80	7.85					0.01 feet
Drawdown (feet)	—	—	.22	.13	.10	.05					<0.33 feet
Temperature C	3.55	3.55	2.98	2.88	2.90	2.85					+/- 3%
Specific Conductivity (ms/cm)	.195	.195	.168	.170	.169	.168					+/- 3%
Dissolved Oxygen (mg/L)	7.65	7.65	7.32	7.38	7.35	7.30					+/- 10% or <0.5
pH (S.U.)	7.14	7.14	7.08	7.06	7.05	7.05					+/- 0.1
ORP (mV)	132	132	140	143	145	148					+/- 10 mV
Turbidity (NTU)	6.5	6.5	5.5	4.9	4.1	3.8					+/- 10% or <0.5
Flow Rate (ml/min)	175	175	175	175	175	170					<500 ml/min

8. SAMPLE ANALYSIS

Analysis	Bottle Size	Bottle Type	# of Bottles	Preservative
VOCs	40 ml	VOA (Glass)	3	HCl
ETPH	1 L	Amber	2	As Is
RCRA 8 Metals (total)	250 ml	Plastic	1	HNO_3

9. QA/QC SAMPLE REQUIRED

	Yes	No
Field Duplicate		
Matrix Spike		X
Matrix Spike Duplicate		X

	Yes	No
Equipment Blank		X
Trip Blank	X	
Other		

Signature: _____ Date: 12/28/17

Printed Name: William Sirotnak

APPENDIX E

95% UCL CALCULATIONS

Table
95% Upper Confidence Level Calculations for ETPH in AOPEC #2A

UCL Statistics for Uncensored Full Data Sets

User Selected Options	
Date/Time of Computation	2/27/2018 2:22:41 PM
From File	WorkSheet.xls
Full Precision	OFF
Confidence Coefficient	95%
Number of Bootstrap Operations	2000

2A ETPH

General Statistics

Total Number of Observations	22	Number of Distinct Observations	12
		Number of Missing Observations	0
Minimum	5	Mean	148.5
Maximum	1500	Median	5.5
SD	340.8	Std. Error of Mean	72.65
Coefficient of Variation	2.294	Skewness	3.342

Normal GOF Test

Shapiro Wilk Test Statistic	0.486	**Shapiro Wilk GOF Test**
5% Shapiro Wilk Critical Value	0.911	Data Not Normal at 5% Significance Level
Lilliefors Test Statistic	0.375	**Lilliefors GOF Test**
5% Lilliefors Critical Value	0.189	Data Not Normal at 5% Significance Level

Data Not Normal at 5% Significance Level

Assuming Normal Distribution

95% Normal UCL		**95% UCLs (Adjusted for Skewness)**	
95% Student's-t UCL	273.6	95% Adjusted-CLT UCL (Chen-1995)	323.4
		95% Modified-t UCL (Johnson-1978)	282.2

Gamma GOF Test

A-D Test Statistic	2.664	**Anderson-Darling Gamma GOF Test**
5% A-D Critical Value	0.836	Data Not Gamma Distributed at 5% Significance Level
K-S Test Statistic	0.302	**Kolmogrov-Smirnoff Gamma GOF Test**
5% K-S Critical Value	0.2	Data Not Gamma Distributed at 5% Significance Level

Data Not Gamma Distributed at 5% Significance Level

Gamma Statistics

k hat (MLE)	0.351	k star (bias corrected MLE)	0.334
Theta hat (MLE)	422.7	Theta star (bias corrected MLE)	445
nu hat (MLE)	15.46	nu star (bias corrected)	14.69
MLE Mean (bias corrected)	148.5	MLE Sd (bias corrected)	257.1
		Approximate Chi Square Value (0.05)	7.045
Adjusted Level of Significance	0.0386	Adjusted Chi Square Value	6.652

Assuming Gamma Distribution

95% Approximate Gamma UCL (use when n>=50))	309.7	95% Adjusted Gamma UCL (use when n<50)	328

Table
95% Upper Confidence Level Calculations for ETPH in AOPEC #2A

Lognormal GOF Test

Shapiro Wilk Test Statistic	0.776	**Shapiro Wilk Lognormal GOF Test**
5% Shapiro Wilk Critical Value	0.911	Data Not Lognormal at 5% Significance Level
Lilliefors Test Statistic	0.311	**Lilliefors Lognormal GOF Test**
5% Lilliefors Critical Value	0.189	Data Not Lognormal at 5% Significance Level

Data Not Lognormal at 5% Significance Level

Lognormal Statistics

Minimum of Logged Data	1.609	Mean of logged Data	3.089
Maximum of Logged Data	7.313	SD of logged Data	1.908

Assuming Lognormal Distribution

95% H-UCL	724.9	90% Chebyshev (MVUE) UCL	282.6
95% Chebyshev (MVUE) UCL	360.1	97.5% Chebyshev (MVUE) UCL	467.6
99% Chebyshev (MVUE) UCL	678.7		

Nonparametric Distribution Free UCL Statistics
Data do not follow a Discernible Distribution (0.05)

Nonparametric Distribution Free UCLs

95% CLT UCL	268.1	95% Jackknife UCL	273.6
95% Standard Bootstrap UCL	265.1	95% Bootstrap-t UCL	477.3
95% Hall's Bootstrap UCL	607.1	95% Percentile Bootstrap UCL	272.7
95% BCA Bootstrap UCL	333.8		
90% Chebyshev(Mean, Sd) UCL	366.5	95% Chebyshev(Mean, Sd) UCL	465.2
97.5% Chebyshev(Mean, Sd) UCL	602.3	99% Chebyshev(Mean, Sd) UCL	871.4

Suggested UCL to Use

95% Chebyshev (Mean, Sd) UCL	465.2

Note: Suggestions regarding the selection of a 95% UCL are provided to help the user to select the most appropriate 95% UCL.
These recommendations are based upon the results of the simulation studies summarized in Singh, Singh, and Iaci (2002)
and Singh and Singh (2003). However, simulations results will not cover all Real World data sets.
For additional insight the user may want to consult a statistician.

Table
95% Upper Confidence Level Calculations for ETPH in AOPEC #2B

UCL Statistics for Uncensored Full Data Sets

User Selected Options	
Date/Time of Computation	2/27/2018 2:50:16 PM
From File	WorkSheet_b.xls
Full Precision	OFF
Confidence Coefficient	95%
Number of Bootstrap Operations	2000

2B ETPH

General Statistics

Total Number of Observations	15	Number of Distinct Observations	10
		Number of Missing Observations	0
Minimum	5	Mean	1346
Maximum	17000	Median	25
SD	4359	Std. Error of Mean	1126
Coefficient of Variation	3.239	Skewness	3.79

Normal GOF Test

Shapiro Wilk Test Statistic	0.348	**Shapiro Wilk GOF Test**
5% Shapiro Wilk Critical Value	0.881	Data Not Normal at 5% Significance Level
Lilliefors Test Statistic	0.428	**Lilliefors GOF Test**
5% Lilliefors Critical Value	0.229	Data Not Normal at 5% Significance Level

Data Not Normal at 5% Significance Level

Assuming Normal Distribution

95% Normal UCL		**95% UCLs (Adjusted for Skewness)**	
95% Student's-t UCL	3328	95% Adjusted-CLT UCL (Chen-1995)	4374
		95% Modified-t UCL (Johnson-1978)	3512

Gamma GOF Test

A-D Test Statistic	2.021	**Anderson-Darling Gamma GOF Test**
5% A-D Critical Value	0.874	Data Not Gamma Distributed at 5% Significance Level
K-S Test Statistic	0.329	**Kolmogrov-Smirnoff Gamma GOF Test**
5% K-S Critical Value	0.244	Data Not Gamma Distributed at 5% Significance Level

Data Not Gamma Distributed at 5% Significance Level

Gamma Statistics

k hat (MLE)	0.219	k star (bias corrected MLE)	0.22
Theta hat (MLE)	6137	Theta star (bias corrected MLE)	6121
nu hat (MLE)	6.578	nu star (bias corrected)	6.596
MLE Mean (bias corrected)	1346	MLE Sd (bias corrected)	2870
		Approximate Chi Square Value (0.05)	1.952
Adjusted Level of Significance	0.0324	Adjusted Chi Square Value	1.657

Assuming Gamma Distribution

95% Approximate Gamma UCL (use when n>=50))	4548	95% Adjusted Gamma UCL (use when n<50)	5358

Table
95% Upper Confidence Level Calculations for ETPH in AOPEC #2B

Lognormal GOF Test

Shapiro Wilk Test Statistic	0.851	**Shapiro Wilk Lognormal GOF Test**
5% Shapiro Wilk Critical Value	0.881	Data Not Lognormal at 5% Significance Level
Lilliefors Test Statistic	0.251	**Lilliefors Lognormal GOF Test**
5% Lilliefors Critical Value	0.229	Data Not Lognormal at 5% Significance Level

Data Not Lognormal at 5% Significance Level

Lognormal Statistics

Minimum of Logged Data	1.609	Mean of logged Data	3.897
Maximum of Logged Data	9.741	SD of logged Data	2.491

Assuming Lognormal Distribution

95% H-UCL	43752	90% Chebyshev (MVUE) UCL	1931
95% Chebyshev (MVUE) UCL	2529	97.5% Chebyshev (MVUE) UCL	3359
99% Chebyshev (MVUE) UCL	4990		

Nonparametric Distribution Free UCL Statistics
Data do not follow a Discernible Distribution (0.05)

Nonparametric Distribution Free UCLs

95% CLT UCL	3197	95% Jackknife UCL	3328
95% Standard Bootstrap UCL	3190	95% Bootstrap-t UCL	31179
95% Hall's Bootstrap UCL	25618	95% Percentile Bootstrap UCL	3525
95% BCA Bootstrap UCL	4765		
90% Chebyshev(Mean, Sd) UCL	4722	95% Chebyshev(Mean, Sd) UCL	6252
97.5% Chebyshev(Mean, Sd) UCL	8375	99% Chebyshev(Mean, Sd) UCL	12545

Suggested UCL to Use

99% Chebyshev (Mean, Sd) UCL	12545

Note: Suggestions regarding the selection of a 95% UCL are provided to help the user to select the most appropriate 95% UCL.
These recommendations are based upon the results of the simulation studies summarized in Singh, Singh, and Iaci (2002)
and Singh and Singh (2003). However, simulations results will not cover all Real World data sets.
For additional insight the user may want to consult a statistician.

Table
95% Upper Confidence Level Calculations for ETPH in AOPEC #3F

UCL Statistics for Uncensored Full Data Sets

User Selected Options	
Date/Time of Computation	3/2/2018 9:55:00 AM
From File	WorkSheet.xls
Full Precision	OFF
Confidence Coefficient	95%
Number of Bootstrap Operations	2000

3F ETPH

General Statistics

Total Number of Observations	21	Number of Distinct Observations	13
		Number of Missing Observations	0
Minimum	5	Mean	199.4
Maximum	2000	Median	13
SD	452.1	Std. Error of Mean	98.67
Coefficient of Variation	2.268	Skewness	3.549

Normal GOF Test

Shapiro Wilk Test Statistic	0.484	**Shapiro Wilk GOF Test**
5% Shapiro Wilk Critical Value	0.908	Data Not Normal at 5% Significance Level
Lilliefors Test Statistic	0.353	**Lilliefors GOF Test**
5% Lilliefors Critical Value	0.193	Data Not Normal at 5% Significance Level

Data Not Normal at 5% Significance Level

Assuming Normal Distribution

95% Normal UCL		**95% UCLs (Adjusted for Skewness)**	
95% Student's-t UCL	369.6	95% Adjusted-CLT UCL (Chen-1995)	443.3
		95% Modified-t UCL (Johnson-1978)	382.3

Gamma GOF Test

A-D Test Statistic	1.585	**Anderson-Darling Gamma GOF Test**
5% A-D Critical Value	0.832	Data Not Gamma Distributed at 5% Significance Level
K-S Test Statistic	0.243	**Kolmogrov-Smirnoff Gamma GOF Test**
5% K-S Critical Value	0.204	Data Not Gamma Distributed at 5% Significance Level

Data Not Gamma Distributed at 5% Significance Level

Gamma Statistics

k hat (MLE)	0.37	k star (bias corrected MLE)	0.349
Theta hat (MLE)	538.3	Theta star (bias corrected MLE)	570.9
nu hat (MLE)	15.56	nu star (bias corrected)	14.67
MLE Mean (bias corrected)	199.4	MLE Sd (bias corrected)	337.4
		Approximate Chi Square Value (0.05)	7.032
Adjusted Level of Significance	0.0383	Adjusted Chi Square Value	6.627

Assuming Gamma Distribution

95% Approximate Gamma UCL (use when n>=50))	415.9	95% Adjusted Gamma UCL (use when n<50)	441.3

Table
95% Upper Confidence Level Calculations for ETPH in AOPEC #3F

Lognormal GOF Test

Shapiro Wilk Test Statistic	0.861	**Shapiro Wilk Lognormal GOF Test**
5% Shapiro Wilk Critical Value	0.908	Data Not Lognormal at 5% Significance Level
Lilliefors Test Statistic	0.206	**Lilliefors Lognormal GOF Test**
5% Lilliefors Critical Value	0.193	Data Not Lognormal at 5% Significance Level

Data Not Lognormal at 5% Significance Level

Lognormal Statistics

Minimum of Logged Data	1.609	Mean of logged Data	3.497
Maximum of Logged Data	7.601	SD of logged Data	1.964

Assuming Lognormal Distribution

95% H-UCL	1363	90% Chebyshev (MVUE) UCL	474.1
95% Chebyshev (MVUE) UCL	606.4	97.5% Chebyshev (MVUE) UCL	789.9
99% Chebyshev (MVUE) UCL	1150		

Nonparametric Distribution Free UCL Statistics
Data do not follow a Discernible Distribution (0.05)

Nonparametric Distribution Free UCLs

95% CLT UCL	361.7	95% Jackknife UCL	369.6
95% Standard Bootstrap UCL	358.6	95% Bootstrap-t UCL	706.8
95% Hall's Bootstrap UCL	951.2	95% Percentile Bootstrap UCL	365.6
95% BCA Bootstrap UCL	478		
90% Chebyshev(Mean, Sd) UCL	495.4	95% Chebyshev(Mean, Sd) UCL	629.5
97.5% Chebyshev(Mean, Sd) UCL	815.6	99% Chebyshev(Mean, Sd) UCL	1181

Suggested UCL to Use

95% Chebyshev (Mean, Sd) UCL	629.5

Note: Suggestions regarding the selection of a 95% UCL are provided to help the user to select the most appropriate 95% UCL.
These recommendations are based upon the results of the simulation studies summarized in Singh, Singh, and Iaci (2002)
and Singh and Singh (2003). However, simulations results will not cover all Real World data sets.
For additional insight the user may want to consult a statistician.

Table
95% Upper Confidence Level Calculations for SPLP Arsenic in AOPEC #5

UCL Statistics for Uncensored Full Data Sets

User Selected Options	
Date/Time of Computation	11/1/2017 4:37:11 PM
From File	WorkSheet_c.xls
Full Precision	OFF
Confidence Coefficient	95%
Number of Bootstrap Operations	2000

Arsenic SPLP

General Statistics

Total Number of Observations	25	Number of Distinct Observations	5
		Number of Missing Observations	0
Minimum	0.001	Mean	0.0105
Maximum	0.085	Median	0.001
SD	0.0186	Std. Error of Mean	0.00372
Coefficient of Variation	1.768	Skewness	2.939

Normal GOF Test

Shapiro Wilk Test Statistic	0.559	**Shapiro Wilk GOF Test**
5% Shapiro Wilk Critical Value	0.918	Data Not Normal at 5% Significance Level
Lilliefors Test Statistic	0.336	**Lilliefors GOF Test**
5% Lilliefors Critical Value	0.177	Data Not Normal at 5% Significance Level

Data Not Normal at 5% Significance Level

Assuming Normal Distribution

95% Normal UCL		**95% UCLs (Adjusted for Skewness)**	
95% Student's-t UCL	0.0169	95% Adjusted-CLT UCL (Chen-1995)	0.019
		95% Modified-t UCL (Johnson-1978)	0.0172

Gamma GOF Test

A-D Test Statistic	3.816	**Anderson-Darling Gamma GOF Test**
5% A-D Critical Value	0.807	Data Not Gamma Distributed at 5% Significance Level
K-S Test Statistic	0.399	**Kolmogrov-Smirnoff Gamma GOF Test**
5% K-S Critical Value	0.184	Data Not Gamma Distributed at 5% Significance Level

Data Not Gamma Distributed at 5% Significance Level

Gamma Statistics

k hat (MLE)	0.503	k star (bias corrected MLE)	0.469
Theta hat (MLE)	0.0209	Theta star (bias corrected MLE)	0.0224
nu hat (MLE)	25.14	nu star (bias corrected)	23.46
MLE Mean (bias corrected)	0.0105	MLE Sd (bias corrected)	0.0154
		Approximate Chi Square Value (0.05)	13.44
Adjusted Level of Significance	0.0395	Adjusted Chi Square Value	12.92

Assuming Gamma Distribution

95% Approximate Gamma UCL (use when n>=50))	0.0184	95% Adjusted Gamma UCL (use when n<50)	0.0191

Table
95% Upper Confidence Level Calculations for SPLP Arsenic in AOPEC #5

Lognormal GOF Test

Shapiro Wilk Test Statistic	0.68	**Shapiro Wilk Lognormal GOF Test**
5% Shapiro Wilk Critical Value	0.918	Data Not Lognormal at 5% Significance Level
Lilliefors Test Statistic	0.398	**Lilliefors Lognormal GOF Test**
5% Lilliefors Critical Value	0.177	Data Not Lognormal at 5% Significance Level

Data Not Lognormal at 5% Significance Level

Lognormal Statistics

Minimum of Logged Data	-6.908	Mean of logged Data	-5.817
Maximum of Logged Data	-2.465	SD of logged Data	1.56

Assuming Lognormal Distribution

95% H-UCL	0.0286	90% Chebyshev (MVUE) UCL	0.0198
95% Chebyshev (MVUE) UCL	0.0246	97.5% Chebyshev (MVUE) UCL	0.0313
99% Chebyshev (MVUE) UCL	0.0444		

Nonparametric Distribution Free UCL Statistics
Data do not follow a Discernible Distribution (0.05)

Nonparametric Distribution Free UCLs

95% CLT UCL	0.0166	95% Jackknife UCL	0.0169
95% Standard Bootstrap UCL	0.0166	95% Bootstrap-t UCL	0.0218
95% Hall's Bootstrap UCL	0.04	95% Percentile Bootstrap UCL	0.0169
95% BCA Bootstrap UCL	0.0189		
90% Chebyshev(Mean, Sd) UCL	0.0217	95% Chebyshev(Mean, Sd) UCL	0.0267
97.5% Chebyshev(Mean, Sd) UCL	0.0337	99% Chebyshev(Mean, Sd) UCL	0.0475

Suggested UCL to Use

95% Chebyshev (Mean, Sd) UCL	0.0267

Note: Suggestions regarding the selection of a 95% UCL are provided to help the user to select the most appropriate 95% UCL.
These recommendations are based upon the results of the simulation studies summarized in Singh, Singh, and Iaci (2002)
and Singh and Singh (2003). However, simulations results will not cover all Real World data sets.
For additional insight the user may want to consult a statistician.

Table
95% Upper Confidence Level Calculations for Total Arsenic in AOPEC #5

UCL Statistics for Uncensored Full Data Sets

User Selected Options	
Date/Time of Computation	11/1/2017 4:29:29 PM
From File	WorkSheet_b.xls
Full Precision	OFF
Confidence Coefficient	95%
Number of Bootstrap Operations	2000

Arsenic total

General Statistics

Total Number of Observations	19	Number of Distinct Observations	8
		Number of Missing Observations	0
Minimum	1.2	Mean	2.729
Maximum	20	Median	1.3
SD	4.594	Std. Error of Mean	1.054
Coefficient of Variation	1.683	Skewness	3.476

Normal GOF Test

Shapiro Wilk Test Statistic	0.37	**Shapiro Wilk GOF Test**
5% Shapiro Wilk Critical Value	0.901	Data Not Normal at 5% Significance Level
Lilliefors Test Statistic	0.504	**Lilliefors GOF Test**
5% Lilliefors Critical Value	0.203	Data Not Normal at 5% Significance Level

Data Not Normal at 5% Significance Level

Assuming Normal Distribution

95% Normal UCL		**95% UCLs (Adjusted for Skewness)**	
95% Student's-t UCL	4.556	95% Adjusted-CLT UCL (Chen-1995)	5.36
		95% Modified-t UCL (Johnson-1978)	4.697

Gamma GOF Test

A-D Test Statistic	5.574	**Anderson-Darling Gamma GOF Test**
5% A-D Critical Value	0.765	Data Not Gamma Distributed at 5% Significance Level
K-S Test Statistic	0.51	**Kolmogrov-Smirnoff Gamma GOF Test**
5% K-S Critical Value	0.204	Data Not Gamma Distributed at 5% Significance Level

Data Not Gamma Distributed at 5% Significance Level

Gamma Statistics

k hat (MLE)	1.164	k star (bias corrected MLE)	1.015
Theta hat (MLE)	2.344	Theta star (bias corrected MLE)	2.687
nu hat (MLE)	44.24	nu star (bias corrected)	38.59
MLE Mean (bias corrected)	2.729	MLE Sd (bias corrected)	2.708
		Approximate Chi Square Value (0.05)	25.36
Adjusted Level of Significance	0.0369	Adjusted Chi Square Value	24.42

Assuming Gamma Distribution

95% Approximate Gamma UCL (use when n>=50))	4.152	95% Adjusted Gamma UCL (use when n<50)	4.311

Table
95% Upper Confidence Level Calculations for Total Arsenic in AOPEC #5

Lognormal GOF Test

Shapiro Wilk Test Statistic	0.43	**Shapiro Wilk Lognormal GOF Test**
5% Shapiro Wilk Critical Value	0.901	Data Not Lognormal at 5% Significance Level
Lilliefors Test Statistic	0.471	**Lilliefors Lognormal GOF Test**
5% Lilliefors Critical Value	0.203	Data Not Lognormal at 5% Significance Level

Data Not Lognormal at 5% Significance Level

Lognormal Statistics

Minimum of Logged Data	0.182	Mean of logged Data	0.517
Maximum of Logged Data	2.996	SD of logged Data	0.756

Assuming Lognormal Distribution

95% H-UCL	3.352	90% Chebyshev (MVUE) UCL	3.412
95% Chebyshev (MVUE) UCL	3.966	97.5% Chebyshev (MVUE) UCL	4.734
99% Chebyshev (MVUE) UCL	6.244		

Nonparametric Distribution Free UCL Statistics
Data do not follow a Discernible Distribution (0.05)

Nonparametric Distribution Free UCLs

95% CLT UCL	4.462	95% Jackknife UCL	4.556
95% Standard Bootstrap UCL	4.362	95% Bootstrap-t UCL	111.6
95% Hall's Bootstrap UCL	33.08	95% Percentile Bootstrap UCL	4.676
95% BCA Bootstrap UCL	5.666		
90% Chebyshev(Mean, Sd) UCL	5.891	95% Chebyshev(Mean, Sd) UCL	7.323
97.5% Chebyshev(Mean, Sd) UCL	9.31	99% Chebyshev(Mean, Sd) UCL	13.21

Suggested UCL to Use

95% Chebyshev (Mean, Sd) UCL	7.323

Note: Suggestions regarding the selection of a 95% UCL are provided to help the user to select the most appropriate 95% UCL.
These recommendations are based upon the results of the simulation studies summarized in Singh, Singh, and Iaci (2002)
and Singh and Singh (2003). However, simulations results will not cover all Real World data sets.
For additional insight the user may want to consult a statistician.