Weston & Sampson SM

westonandsampson.com

273 Dividend Road
Rocky Hill, CT 06067
tel: 860.513.1473

REPORT

Eversource Energy

2019 Annual Report
Former Simsbury Area Work Center
34 Hopmeadow Street
Simsbury, Connecticut

April 2020

TABLE OF CONTENTS

Page

TABLE OF CONTENTS i

LIST OF FIGURES ii

LIST OF TABLES ii

LIST OF APPENDICES iii

EXECUTIVE SUMMARY ES-1

1.0 INTRODUCTION 1-1
1.1 Scope of this Report 1-1

2.0 BACKGROUND 2-1

3.0 2019 ACTIVITIES 3-1
3.1 Subsurface Investigation 3-1
3.1.1 Soil Investigation – July 2019 3-1
3.1.2 Groundwater Investigation – July 2019 3-3
3.2 Continued Groundwater Monitoring 3-4
3.3 Groundwater Flow Analysis 3-5
3.4 Product Recovery 3-5

4.0 AOPEC UPDATE AND PROPOSED ACTIVITIES 4-1
4.1 Status Summary and Proposed Actions 4-1
4.1.1 AOPEC #1B and #1C: Septic Leach Field 4-1
4.1.2 AOPEC #2A and #2B: Hydraulic Lifts (existing and former) 4-3
4.1.3 AOPEC #3A, #3B, #3D and #3F: Former USTs 4-5
4.1.4 AOPEC #4: Transformer Storage Areas & Loading Docks 4-11
4.1.5 AOPEC #5: Utility Pole Storage Areas 4-12
4.1.6 AOPEC #6B: Stormwater Discharge Locations 4-13

5.0 SUMMARY OF PROPOSED ACTIVITIES 5-1

LIST OF FIGURES

Figure 1 ..... Site Location Plan
Figure 2 ..... Soil Sample Location Plan – AOPEC #2B
Figure 3 ..... Soil Sample Location Plan – AOPEC #3B
Figure 4 ..... Soil Sample Location Plan – AOPEC #3C
Figure 5 ..... Soil Sample Location Plan – AOPEC #3F
Figure 6 ..... Soil Sample Location Plan – AOPEC #3G
Figure 7 ..... Groundwater Sample Location Plan
Figure 8 ..... Groundwater Flow Direction – March 26, 2019
Figure 9 ..... Groundwater Flow Direction – December 16, 2019
Figure 10 ..... Apparent Product Thickness – MW-T3
Figure 11 ..... Apparent Product Thickness – TRW-1
Figure 12 ..... Product Recovery – TRW-1
Figure 13 ..... BTEX Concentrations – MW-4R
Figure 14 ..... BTEX Concentrations – MW-11A
Figure 15 ..... Proposed Project Schedule

LIST OF TABLES

Table 1A ..... Summary of Soil Analytical Data – AOPEC #2B
Table 1B ..... Summary of Soil Analytical Data – AOPEC #3B
Table 1C ..... Summary of Soil Analytical Data – AOPEC #3C
Table 1D ..... Summary of Soil Analytical Data – AOPEC #3F
Table 1E ..... Summary of Soil Analytical Data – AOPEC #3G

Table 2A .....Summary of Groundwater Analytical Data – AOPEC #1B

Table 2B ..... Summary of Groundwater Analytical Data – AOPEC #1C

Table 2C .....Summary of Groundwater Analytical Data – AOPEC #2A

Table 2D .....Summary of Groundwater Analytical Data – AOPEC #2B

Table 2E.....Summary of Groundwater Analytical Data – AOPEC #3A

Table 2F.....Summary of Groundwater Analytical Data – AOPEC #3B

Table 2G..... Summary of Groundwater Analytical Data – AOPEC #3C

Table 2H ..... Summary of Groundwater Analytical Data – AOPEC #3D

Table 2I.....Summary of Groundwater Analytical Data – AOPEC #3F

Table 2J ..... Summary of Groundwater Analytical Data – AOPEC #3G

Table 2K .....Summary of Groundwater Analytical Data – AOPEC #4

Table 2L.....Summary of Groundwater Analytical Data – AOPEC #5

Table 2M.....Summary of Groundwater Analytical Data – AOPEC #6B

Table 3..... Groundwater Elevations – 2019

LIST OF APPENDICES

Appendix A .....Boring and Well Completion Logs

Appendix B ..... Soil Laboratory Analytical Data

Appendix C .....Groundwater Sampling Data Sheets

Appendix D .....Groundwater Laboratory Analytical Data

EXECUTIVE SUMMARY

Eversource Energy Service Company retained Weston & Sampson Engineers, Inc. (Weston & Sampson) to provide Licensed Environmental Professional (LEP) assistance for the former Simsbury Area Work Center (the "Site") located at 34 Hopmeadow Street in Simsbury, Connecticut. Weston & Sampson has prepared this 2019 Annual Report to document the current status of Site investigations and remediations. This report is being submitted in accordance with the requirements set forth by the Connecticut Department of Energy and Environmental Protection (DEEP) in a letter sent to The Connecticut Light and Power Company dated February 26, 2002.

This Annual Report summarizes activities which have occurred at the Site over the last year and presents actions planned for the upcoming year. Specifically, nine Areas of Potential Environmental Concern (AOPECs) were originally identified during the 2001 Phase I Environmental Site Assessment. AOPEC #10 was added as a result of two diesel fuel spills which occurred in early 2006. Subsequently, investigation activities have been completed and a Licensed Environmental Professional determined that no further actions were needed at AOPECs #7, #8, #9 and #10, and at portions of AOPECs #1 (#1A), #3 (#3E), and #6 (#6A). Final Site Investigation Reports and Completion of Investigation Transmittal Forms were prepared for these AOPECs and submitted to the DEEP in February 2015 and December 2018.

Based on the results of additional activities performed in 2019 at AOPECs #3A, and #6B, these investigations are now considered complete and no further actions are recommended. Submittal of Final Investigation Reports and Completion of Investigation Transmittal Forms will be prepared and submitted to DEEP in 2020. Remaining AOPECs #1B, #1C, #2A, #2B, #2C, #3B, #3C, #3D, #3F, #3G, #4, and #5 are undergoing continued assessment and/or remediation activities, including soil assessment, groundwater monitoring, groundwater flow analysis, and data evaluation.

1.0 INTRODUCTION

1.1 Scope of this Report

Weston & Sampson is providing assistance to Eversource Energy Service Company on behalf of The Connecticut Light and Power Company dba Eversource Energy (CL&P) (collectively Eversource) for the investigation and remediation of historical releases at the former Simsbury Area Work Center (the "Site"). The sixty-acre Site is located at 34 Hopmeadow Street in the Weatogue section of Simsbury, Connecticut (Figure 1). Previously, an Environmental Condition Assessment Form (ECAF) was submitted with a Form III Property Transfer Act filing for the Site, which was acknowledged as complete by the Connecticut Department of Energy and Environmental Protection (DEEP) on January 18, 2002. The DEEP subsequently notified CL&P on February 26, 2002, that an environmental professional licensed pursuant to Section 22a-133v of the Connecticut General Statutes may verify the investigation and remediation of the Site. CL&P is the certifying party to the transfer and, while they no longer own or occupy the property, the buildings for CL&P's former operations continue to occupy the Site's central portion. The southern portion was redeveloped for mixed commercial and residential use in circa 2016 and the northern portion remains undeveloped.

This report documents activities that have occurred throughout 2019 and includes a summary of proposed activities and a schedule for 2020.

2.0 BACKGROUND

A variety of investigations have been conducted at this Site. At the time of the ECAF filing (December 2001), the following reports had been prepared:

- *Conceptual Design of the Groundwater Recovery and Treatment Systems at the Simsbury Area Work Center Facility*, Leggette, Brashears & Graham, Inc., September 1990.
- *Phase I Environmental Site Assessment Report, CL&P Service Center Site*, Carroccio-Covill & Associates, LLC (CCA), February 2001.
- *Phase II Environmental Site Assessment Report, CL&P Service Center Site*, CCA, LLC, November 2001.

Subsequent to the submittal of the ECAF, additional investigation reports were completed:

- *Phase II Environmental Site Assessment Addendum for the CL&P Service Center Site*, CCA, LLC, December 12, 2001.
- *Simsbury Area Work Center: 2002 Annual Environmental Summary Report*, Weston & Sampson Engineers, Inc., April 2003.
- *Simsbury Area Work Center: 2003 Annual Environmental Summary Report*, Weston & Sampson Engineers, Inc., July 2004.
- *Simsbury Area Work Center: 2004 Annual Environmental Summary Report*, Weston & Sampson Engineers, Inc., August 2005.
- *Simsbury Area Work Center: 2005 Annual Environmental Summary Report*, Weston & Sampson Engineers, Inc., May 2006.
- *Simsbury Area Work Center: 2006 Annual Environmental Summary Report*, Weston & Sampson Engineers, Inc., April 2007.
- *Simsbury Area Work Center: 2007 Annual Environmental Summary Report*, Weston & Sampson Engineers, Inc., April 2008.
- *Simsbury Area Work Center: 2008 Annual Environmental Summary Report*, Weston & Sampson Engineers, Inc., April 2009.
- *Simsbury Area Work Center: 2009 Annual Environmental Summary Report*, Weston & Sampson Engineers, Inc., May 2010.

- *Simsbury Area Work Center: 2010 Annual Environmental Summary Report*, Weston & Sampson Engineers, Inc., April 2011.
- *Simsbury Area Work Center: 2011 Annual Environmental Summary Report*, Weston & Sampson Engineers, Inc., April 2012.
- *Simsbury Area Work Center: 2012 Annual Environmental Summary Report*, Weston & Sampson Engineers, Inc., April 2013.
- *Simsbury Area Work Center:* Environmental Investigation Report - AOPECs #1A, #5, #7A, #7B, #7C, #8, and #9, Weston & Sampson Engineers, Inc., January 2014.
- *Simsbury Area Work Center: 2013 Annual Environmental Summary Report*, Weston & Sampson Engineers, Inc., April 2014.
- *Simsbury Area Work Center:* Final Site Investigation Report - AOPECs #1A, #7A, #7B, #7C, #8, and #9, Weston & Sampson Engineers, Inc., February 2015.
- Completion of Investigation Transmittal Form - AOPECs #1A, #7A, #7B, #7C, #8, and #9, Weston & Sampson Engineers, Inc., February 2015.
- *Simsbury Area Work Center: 2014 Annual Environmental Summary Report*, Weston & Sampson Engineers, Inc. May 2015.
- *Simsbury Area Work Center: 2015 Annual Report*, Weston & Sampson Engineers, Inc., April 2016.
- *Simsbury Area Work Center: 2016 Annual Report*, Weston & Sampson Engineers, Inc., April 2017.
- *Simsbury Area Work Center: 2017 Annual Report*, Weston & Sampson Engineers, Inc., April 2018.
- Completion of Investigation Transmittal Form - AOPECs #3E, #6A and #10, Weston & Sampson Engineers, Inc., December 2018.
- *Simsbury Area Work Center: 2018 Annual Report*, Weston & Sampson Engineers, Inc., April 2019.

All of the reports and documents listed above have been submitted to DEEP. Copies of the Phase I, Phase II and Phase II Addendum reports were submitted to DEEP along with the 2002 Annual Environmental Summary Report in April 2003.

This Annual Report summarizes new soil and groundwater investigations, continuing groundwater monitoring activities, and ongoing remedial efforts. Pertinent current data have been included in this report. Historical data remains on file and is available upon request.

The following AOPECs were identified during the Phase I Environmental Site Assessment (ESA), along with the two diesel fuel spills in early 2006:

- AOPEC #1: Current and former subsurface septic disposal systems;
- AOPEC #2: Current and former subsurface hydraulic vehicle lifts;
- AOPEC #3: Former underground storage tanks (USTs);
- AOPEC #4: Transformer storage areas and loading docks;
- AOPEC #5: Utility pole storage areas;
- AOPEC #6: Three stormwater discharge locations;
- AOPEC #7: The Site as a whole, due to historical agricultural use;
- AOPEC #8: Former railroad track along the eastern border of the Site, and railroad spur on the east side of the central portion of the Site;
- AOPEC #9: A "mound" (soil pile) located in the northeast corner of the southern portion of the Site; and
- AOPEC #10: Two diesel fuel spills north of the service center building.

These AOPECs were organized, as appropriate, into sub-sets. The AOPECs, with descriptions and identified contaminants of concern (COC), are discussed in the following section of this report. Note that in some cases there are overlapping AOPEC locations.

3.0 2019 ACTIVITIES

The 2018 Annual Report outlined continued assessment and remedial activities that were planned and proposed for 2019. These activities included soil and/or groundwater assessment activities associated with AOPECs #1B, #1C, #2A, #2B, #3A, #3B, #3C, #3D, #3F, #3G, #4, #5 and #6B, continued groundwater monitoring and flow analysis, and data evaluation. The following describes the results of the 2019 assessment activities.

3.1 Subsurface Investigation

Previous soil investigations of the aforementioned AOPECs occurred in 2001, 2003, 2016, 2017 and/or 2018. Based on a review of these investigations, additional soil testing was deemed necessary in 2019 at five of these AOPECs to continue to evaluate these areas in accordance with DEEP's Site Characterization Guidance Document (SCGD) in support of final LEP verification.

3.1.1 Soil Investigation – July 2019

On July 25 and 26, 2019, a Geoprobe® drill rig operated by Cummins EnviroTech, Inc. (CEI) of East Lyme, CT was mobilized to the Site to advance soil borings in AOPECs #2B, #3B, #3C, #3F and #3G. A total of sixteen soil borings were advanced throughout AOPECs #2B, #3B and #3F in order to further delineate the horizontal and/or vertical extent of petroleum impacts to refine soil volume estimates prior to planned remedial excavation activities. One soil boring each was advanced in each tank grave in AOPECs #3C and #3G to provide supplemental analytical data to support the 2001 Phase II ESA investigation, which indicated that releases had not occurred from these former USTs. Additional COCs associated with these AOPECs were identified and were either 1) not tested during the 2001 Phase II ESA or 2) not previously addressed at an appropriate sampling depth to assess these APOECs (i.e. near estimated tank bottoms). Furthermore, confirmation sampling from the tank grave after the tanks were removed has not been found.

Borings that were advanced adjacent to existing boring locations to obtain *vertical* delineation samples were designated with the same numerical identification scheme as the existing boring followed by the letter "A". New delineation boring locations to obtain *horizontal and vertical* samples were designated with the same numerical identification scheme as the existing boring followed by the letter indicating the direction of the new boring from the existing boring, i.e. "W" for west, "E" for east, "N" for north and "S" for south. The upper four feet of each new soil boring not adjacent at an existing boring (7 total) was pre-cleared for subsurface utilities utilizing soil vacuum extraction technologies supplemented with air knife equipment.

Information pertaining to these soil borings, including sampling depth and COCs, is summarized in the following table:

AOPEC	Boring ID	Sampling Intervals (ft bgs)	COCs
2B	B39A and B310N	8-10; 10-12	ETPH
3B	B325A, B326A, B327A, B328A, B3238E, B328S, B328W, B329A, B330A, B330W	10-12; 12-14 (B325A, B329A) 8-10; 10-12 (B326A, B327A) 6-8; 12-14 (B328A, B330A) 8-10; 10-12 (B328E, B328S, B328W) 8-10; 10-12; 12-14 (B330W)	ETPH
3C	B701	8-10	PCBs, VOCs, SVOCs, ETPH, TPH plus fingerprint analysis, Total and SPLP RCRA 8 Metals
3F	B319A, B319W, B320A, B322A	12-14; 14-16 (B319A, B320A) 10-12; 12-14 (B319W, B322A)	ETPH
3G	B702	9-10	PCBs, VOCs, SVOCs, ETPH, TPH plus fingerprint analysis, Total and SPLP RCRA 8 Metals

ETPH = Extractable Total Petroleum Hydrocarbons
VOCs = Volatile Organic Compounds
SVOCs = Semi-Volatile Organic Compounds
PCBs = Polychlorinated Biphenyls
RCRA = Resource Conservation and Recovery Act
SPLP = Synthetic Precipitation Leaching Procedure

All borings were located in paved areas of the Site which contained approximately six inches of asphalt. Beneath the asphalt, underlying soils consisted of brown, fine to medium sand with little gravel and silt. Groundwater was encountered in each of the borings (except B310N, B319W B325A, B328S and B328W) at depths varying from 8 feet to 12 feet below ground surface (ft bgs). Evidence of a release, such as staining or odors, was not observed in any of the soil borings.

A calibrated photoionization detector (PID) was used to screen soil for the presence of volatile organic vapors (VOVs) at approximately six-inch intervals throughout the Geoprobe® sampling sleeves. No PID readings above background (0.0 parts per million) were observed in any of the borings advanced during this investigation.

Multi-depth sampling was conducted at each boring advanced in AOPECs #2B, #3B and #3F. Sampling intervals were based on results of prior sampling intervals and are specific to each location. Up to three soil sampling intervals were collected from AOPECs #2B, #3B and #3F, however, only the first two were submitted for analysis. The third (deepest sampling interval) was submitted to the lab and placed on hold pending review of the analytical results of the upper two samples. Only one sample collected from the deepest sampling interval, BB330W 12-14', was activated for analysis based on the shallower sample interval results. Each of the soil samples from these three AOPECs were stored on ice and shipped for ETPH analysis under chain-of-custody protocols to Con-Test Analytical Laboratory (Con-Test), in East Longmeadow, MA, a Connecticut-certified laboratory.

One soil sample was collected from each boring advanced in AOPECs #3C and #3G. The samples were collected at a depth at or below the estimated bottom depth of the former USTs and above the water table. As in the past, Weston & Sampson followed the DEEP "Guidance for Collecting and Preserving Soil and Sediment Samples for Laboratory Determination of Volatile Organic Compounds" during collection of VOC soil samples. The soils samples from each of these AOPECs was submitted to Con-Test to be analyzed for ETPH, PCBs, VOCs, SVOCs, TPH (including fingerprint analysis to evaluate the origin of the hydrocarbon), and total and SPLP RCRA 8 metals.

Soil sample laboratory analytical results are summarized in Tables 1A through 1E. Soil sample laboratory analytical reports are provided in Appendix B. Figures 2 through 6 illustrate soil boring locations in AOPECs #2B, #3B, #3C, #3F and #3G, respectively. Boring logs are included in Appendix A.

3.1.2 Groundwater Investigation – July 2019

Additional groundwater assessment was also needed in AOPECs #3C and #3G. Accordingly, each boring advanced in these AOPECs (B701 and B702) was completed as a groundwater monitoring well designated as MW-101 (AOPEC #3G) and MW-102 (AOPEC #3C), respectively.

Each monitoring well was constructed of 2-inch ID Schedule 40 threaded polyvinyl chloride (PVC) riser pipe and 0.010-inch (10-slot) PVC screen. The bottom of the well was capped with an end plug. With the well screen in place, a clean silica sand pack was installed in the annular space from the bottom of the boring to approximately 2 feet above the top of the well screen. A 1-foot bentonite chip seal was placed above the sand pack, followed by placement of backfill sand up to approximately 1 ft bgs. The monitoring wells were completed at the surface with a locking compression plug and a protective flush-mounted road box that was cemented into place. Fifteen feet of screen was installed at monitoring well location MW-101 and ten feet of screen at MW-102. Based on field conditions at location MW-102 the extra screen was deemed necessary to provide adequate water in the well for sampling. Therefore, MW-101 was installed to 19 ft bgs and MW-102 to 15 ft bgs. After completion of well installation, the wells were developed by CEI personnel using a peristaltic pump to remove fines and establish a hydraulic

connection between the well and adjacent water-bearing strata. The wells were pumped until the water was visibly clear of fines.

Sampling of the two newly installed wells was incorporated into the scheduled groundwater monitoring for the remainder of AOPECs being evaluated. Monitoring well MW-101 was sampled during the September 2019 quarterly sampling event and monitoring well MW-102 was sampled during the December 2019 quarterly sampling event, as this well was dry in September. Prior to sampling, Weston & Sampson gauged the groundwater monitoring wells for water level. The wells were sampled per Environmental Protection Agency (EPA) low flow sampling procedures (September 2017). After sampling field parameters (i.e. turbidity, temperature, conductivity, pH, oxidation reduction potential, and dissolved oxygen) stabilized, the groundwater samples were collected.

Each of the groundwater samples were analyzed for the following:

- VOCs;
- ETPH;
- PCBs; and
- Total RCRA 8 metals

The groundwater samples were placed into laboratory prepared glassware, stored on ice, and shipped under chain of custody protocols to Con-Test for analysis. The groundwater sampling data sheets are included in Appendix C. Groundwater laboratory analytical reports are provided in Appendix D.

3.2 Continued Groundwater Monitoring

As proposed in the 2018 Annual Report, continued groundwater monitoring was performed in 2019. Groundwater samples were collected for laboratory analysis from 21 monitoring wells during the year. Monitoring well locations are shown on Figure 7.

Following notification to DEEP, the groundwater pump and treat system associated with AOPEC #3 was shut down in June 2003. From 2003 through 2006, groundwater monitoring for VOCs occurred annually at wells MW-4R, MW-11A, MW-15, and RW-1. In 2007, the monitoring program was slightly altered, with annual sampling for VOCs continuing at wells MW-11A, MW-15, and RW-1, and semi-annual sampling at MW-4R. Based on a subsequent review in 2017, the sampling frequency and parameters were again modified in 2018 to include the addition of other existing monitoring wells and/or parameters to 1) satisfy the need to obtain four quarterly sampling events over a two-year period to capture seasonal variability and/or 2) analyze for COCs not historically tested. The sampling frequency and parameters were again modified in 2019 based on a review of the 2018 data and included a reduction of monitoring from quarterly to annually for select wells and the elimination of certain parameters. These modifications were made on an AOPEC basis to either 1) work toward achieving compliance or 2) continue to track contaminant trends for AOPECs pending remediation.

Below is a summary table of the wells included in the current monitoring network, sampling frequency, and COC parameters:

2019 Groundwater Sampling Plan				
Well ID	March	June	September	December
MW-CCA1	P			
MW-CCA2	E			
MW-CCA3	E	E	E	E
MW-CCA4	E	E	E	E
MW-CCA5	E			
MW-A1R1	S	S	S	S
MW-TRW1	E			
MW-4R	E, V, S	E, V, S	E, V, S	E, V, S
MW-2A	V, S, Pb	V, S, Pb	V, S, Pb	V, S, Pb
MW-11A	V, S, Pb	V, S, Pb	V, S, Pb	V, S, Pb
MW-6	E, V, S, Pb	E, V, S	E, V, S	E, V, S
MW-10	V, S, Pb	V, S, Pb	V, S, Pb	V, S, Pb
MW-15	E			
MW-16	E	E	E	E
MW-T3	E			
MW-T6	E			
MW-200	E			
MW-201	E			
MW-202	E			
MW-203	E, P	P	P	P
MW-310	E			
P-PCBs, V-VOCs, E-ETPH, S- SVOCs, M-RCRA 8 Metals, Pb-Total Lead				

3.3 Groundwater Flow Analysis

To determine groundwater flow directions, depth to water measurements were collected in March, September, and December 2019. Depth to groundwater measurements in June were only collected from wells that were sampled. Table 3 summarizes groundwater depth to water and calculated water surface elevations. Figures 8 and 9 illustrate groundwater flow contour lines and directions based upon the March and December 2019 gauging events. In general, groundwater flows in a south-southwesterly direction across the Site, which is consistent with prior flow determinations.

3.4 Product Recovery

No measurable oil (light nonaqueous phase liquid [LNAPL]), was detected in any of the monitoring wells located at the Site. LNAPL has not been detected in well TRW-1 since 2005, and well MW-T3 since 2009. Figures 10 and 11 illustrate the historic quarterly monitoring of apparent product thickness in wells MW-T3 and TRW-1, respectively. Historical cumulative product recovery for TRW-1 is shown on Figure 12.

4.0 AOPEC UPDATE AND PROPOSED ACTIVITIES

No further soil investigations are planned in 2020. Groundwater sampling is expected to continue at AOPECs #2A, #2B, #3B, #3C, #3D, #3F, #3G, #4 and #5 for CT DEEP Remediation Standard Regulations (RSR) compliance demonstration or contaminant trend purposes.

Soil and groundwater investigations are considered complete and no further action is required at AOPECs #1A, #7A, #7B, #7C, #8, and #9. A Final Site Investigation Report and Completion of Investigation Transmittal Form for these AOPECs were previously submitted to the DEEP in February 2015.

Soil and groundwater investigations at AOPECs #3E, #6A, and #10 are also considered complete and no further action is required. A Final Site Investigation Report and Completion of Investigation Transmittal Form were prepared for these AOPECs and submitted to the DEEP in December 2018.

Based upon review of recent and historical results, soil and groundwater investigations at AOPECs #1B, #1C, #3A and #6B are now considered complete and no further action is required. A Final Site Investigation Report and Completion of Investigation Transmittal Form will be prepared for these AOPECs and submitted to the DEEP in 2020.

The following presents the current status and proposed 2020 activities for each of the following AOPECs.

4.1 Status Summary and Proposed Actions

4.1.1 AOPEC #1B and #1C: Septic Leach Field

AOPEC #1B: This AOPEC is located north of the former vehicle maintenance garage and serves the same building. The Phase II ESA investigation included the analysis of two soil samples (CCA5 and TP-2) from this area. No detections of COCs were found in these samples. However, Weston & Sampson determined that additional testing was needed, as this septic system continued to be used after the previous testing was completed in 2001.

Two borings (B313 and B316) were completed in this AOPEC and converted into groundwater monitoring wells (MW-200 and MW-201) in 2017 (Figure 7). Boring B313 (MW-200) is located on the upgradient side of the septic leach field and boring B316 (MW-201) is located on the downgradient side. A calibrated PID was used to screen soil for the presence of VOCs in each of the borings, and no VOC readings above background were noted. One soil sample was collected from each boring at 8 to 10 ft bgs, which matched the previous testing depth completed by CCA in 2001. This depth is believed to be just below the septic system elevation. The samples were tested for PCBs, ETPH and VOCs. The analytical results revealed no detections of COCs above laboratory detection limits. Based on these findings, no further soil investigations are planned for this AOPEC.

The new monitoring wells (MW-200 and MW-201) and existing well (MW-CCA5) were sampled in May 2017 to document water quality in and downgradient of the septic leach field. Groundwater samples were analyzed for PCBs, ETPH, and VOCs. No COCs were detected

above laboratory reporting limits. Based on the initial data, groundwater quality in this area appeared to have not been impacted by releases from the septic system. However, to meet RSR compliance, these monitoring wells were sampled during each quarter of 2018 and analyzed for the same COCs. PCBs and VOCs were not detected throughout the four quarters (Table 2A). ETPH was detected in each of the wells for two or more quarters at concentrations ranging from 0.084 mg/L to 0.21 mg/L. None of the detected ETPH concentrations exceed the RSR Groundwater Protection Criteria (GWPC) or Surface Water Protection Criteria (SWPC).

Based on the 2017 and 2018 results, sampling for PCBs and VOCs was discontinued at these three wells. One additional round of quarterly groundwater samples from wells MW-200, MW-201 and MW-CCA5 was collected on March 2019 to monitor for ETPH. Results revealed that ETPH was not detected above laboratory detection limits in any of the groundwater samples (Table 2A).

Based on these results, combined with four previous rounds of groundwater sampling from these wells, groundwater compliance has been achieved and further groundwater monitoring is not deemed necessary at this time. However, closure of this AOPEC cannot be achieved until the system is no longer in use. Once the system is no longer in use and either removed/abandoned in place, final assessment can be conducted to assess for releases.

AOPEC #1C: This AOPEC is located south of the former Substation Maintenance (SSM) building and the Construction, Testing, and Maintenance (CT&M) building, and serves both buildings. The Phase II ESA investigation analyzed two soil samples (CCA2 and TP-1) from this AOPEC. No detections of COCs were found in these samples. Additional testing was needed because the septic system continued to be used after the previous testing was completed in 2001.

Two borings (B331 and B332) were advanced on the upgradient and downgradient sides of this AOPEC in 2017. A calibrated PID was used to screen soil for the presence of VOCs, and no readings above background were noted. One soil sample was collected from each boring at 8 to 10 ft bgs, which matched the previous testing depth completed in 2001 and is believed to be just below the septic system elevation. Soil samples were tested for PCBs, ETPH and VOCs. The analytical results revealed no detections of COCs above laboratory detection limits. Based on these findings, no further soil investigations are planned for this AOPEC.

During 2017, existing monitoring wells MW-CCA2, MW-15, and MW-16 were sampled in May and July to document water quality upgradient and downgradient of the septic leach field (Figure 7). Groundwater samples were analyzed for PCBs, ETPH, and VOCs. VOCs and PCBs were not detected above laboratory reporting limits in any of the wells during May or July. ETPH was detected in each of the wells during the May event at a concentration below applicable RSR criteria. ETPH was not detected during the July sampling event. To meet RSR compliance requirements, these wells were sampled during each quarter of 2018 and analyzed for the same COCs. PCBs and VOCs were not detected throughout the four quarters (Table 2B). ETPH was detected in each of the wells for two or more quarters at concentrations ranging from 0.078 mg/L to 0.16 mg/L. None of the detected ETPH concentrations exceed the GWPC or SWPC.

Based on the 2017 and 2018 results, sampling for PCBs and VOCs was discontinued at these wells. One additional round of quarterly groundwater samples from wells MW-15, MW-16 and

MW-CCA2 was collected in March 2019 to monitor for ETPH. Results revealed that ETPH was not detected above laboratory detection limits in any of the groundwater samples (Table 2B).

Based on these results, combined with four previous rounds of groundwater sampling from these wells, groundwater compliance has been achieved and further groundwater monitoring is not deemed necessary at this time. However, closure of this AOPEC cannot be achieved until the system is no longer in use. Once the system is no longer in use and either removed/abandoned in place, final assessment can be conducted to assess for releases.

4.1.2 AOPEC #2A and #2B: Hydraulic Lifts (existing and former)

AOPEC #2A: This AOPEC includes existing hydraulic lifts located inside the former vehicle service garage. The Phase II ESA investigation included soil samples obtained from borings B-6, B-7 and B-8. An ETPH detection of 1,500 mg/kg at 8 to 12 ft bgs from boring B-6 prompted further investigated in 2017 and 2018.

In 2017, six interior borings were advanced proximal to boring B-6 (B301 through B305 and B6A), and five additional borings (B313, and B316 through B319) were advanced outside of the garage to define the nature and extent of ETPH impacts in this AOPEC. Multi-depth sampling was performed at B6A to vertically profile the ETPH impacts previously identified at boring B-6. One soil sample was analyzed from borings B301 through B305, generally targeting the 8 to 12-foot depth interval where ETPH had previously been identified in 2001. The results identified ETPH in four samples, but at concentrations below RSR criteria. Select soil samples were also tested for PCBs. No PCBs were detected in these samples.

In 2018, additional borings were advanced at and east of boring B-301, in which ETPH was previously detected at 500 mg/kg (equivalent to the RSR Residential Direct Exposure Criteria [RES DEC]), to fully assess the nature and extent of impacts in this area. Borings were also advanced within a former chemical storage room that was not previously investigated prior to Eversource vacating the building. Multi-depth soil sampling was completed at borings B601, B606 and B607 (vehicle lift area) and at borings B602 to B605 (chemical storage area) to identify potential releases. The samples collected near the former in-ground lifts were submitted for ETPH and PCB analysis. PCBs were not detected in any of the samples. ETPH was detected in samples from boring B601 and B606. The detected ETPH concentration in sample B606A from 8 to 10 ft bgs was 520 mg/kg, which exceeds the RES DEC and GA aquifer Pollutant Mobility Criteria (GA PMC). ETPH was detected at a concentration below RSR criteria from a deeper sample collected from boring B-606 at 10 to 12 ft bgs (B606B). Samples collected from the four borings within the former chemical storage area were analyzed for PCBs, VOCs, SVOCs, ETPH and Total RCRA 8 metals. PCBs were not detected in any of these samples. VOCs, SVOCs, ETPH and some total metals were detected throughout the samples, but at concentrations that do not exceed applicable RSR criteria.

Groundwater samples collected from monitoring wells MW-202 and MW-203 were analyzed for ETPH in May 2017 to document water quality downgradient of the hydraulic lifts (Figure 7). ETPH was not detected above laboratory reporting limits. ETPH was also not detected in upgradient wells MW-200 and MW-201.

To meet RSR compliance, MW-202 and MW-203, along with MW-CCA5 (located upgradient of this AOPEC) were sampled during each quarter of 2018 and analyzed for ETPH. ETPH was detected in each sample at concentrations ranging from 0.091 mg/L to 0.30 mg/L (Table 2C). Only the ETPH concentration of 0.30 mg/L in well MW-202 from March 2018 exceeded the GWPC and SWPC. Groundwater samples were also analyzed for PCBs at MW-CCA5 all four quarters, at MW-202 during the second quarter (June), and at MW-203 during the first quarter (March). PCBs were not detected in any of the sampling events.

To meet quarterly monitoring requirements for RSR verification, MW-203 was sampled in each quarter in 2019 and analyzed for PCBs. PCBs were not detected above laboratory detection limits in any of the samples (Table 2C). Based on the planned remediation in this AOPEC, monitoring wells MW-202, MW-203 and MW-CCA5 were sampled in March 2019 to track ETPH concentrations until remediation is performed. ETPH was not detected above laboratory detection limits in samples MW-202 and MW-CCA5, but was detected in sample MW-203 at a concentration of 0.22 mg/L. The detected ETPH concentration does not exceed the GWPC or SWPC.

In 2020, Weston & Sampson proposes collecting one round of groundwater samples in March for ETPH at monitoring wells MW-CCA5, MW-202 and MW-203 to continue tracking ETPH concentration trends pending remediation.

AOPEC #2B: This AOPEC includes former hydraulic lifts located inside the Substation Maintenance (SSM) building. The Phase II ESA investigation included one sample from each of four borings (B-1, B-2, B-3, B-4). ETPH was detected at 1,900 mg/kg in boring B-3 from 8 to 12 ft bgs, warranting further investigation (Figure 2, Table 1A).

In 2017, six interior borings (B306 through B310 and B310A) were advanced proximal to boring B-3. Multi-depth sampling was performed at boring B310A to vertically profile the ETPH impact previously identified in boring B-3. One soil sample was analyzed from borings B303 through B310, generally targeting the 8 to 12-foot depth interval where the ETPH impacts had been identified in 2001. All soil samples were tested for ETPH, with select soil samples also tested for PCBs. ETPH was detected in six soil samples collected from two-foot intervals between 6 and 12 ft bgs in borings B307, B308, B310, and B310A. ETPH concentrations at two locations (B310 at to 10 ft, and B310A at 6 to 8 ft) exceeded RSR criteria. PCBs were not detected in any of the soil samples analyzed.

A fingerprint analysis was performed on the 6 to 8-foot soil sample from boring B310A to determine the type of petroleum hydrocarbon present. The fingerprint indicated a transformer oil profile. AOPEC 3B, which abuts this AOPEC to the east, is associated with past transformer oil releases from USTs.

Existing monitoring wells MW-6 and MW-T3 were sampled in May 2017 to document groundwater quality in the vicinity of the former hydraulic lifts. An additional well, MW-310, was installed and sampled in September 2017. Groundwater samples were analyzed for ETPH. ETPH was not detected above laboratory reporting limits in MW-6. However, concentrations of ETPH detected in MW-T3 and MW-310 exceeded the SWPC.

Groundwater monitoring was performed in 2018 to continue to track natural attenuation of ETPH in AOPEC #2B. MW-6, MW-310 and MW-T3 samples were analyzed for ETPH in the first quarter only. Monitoring well MW-6 was additionally analyzed for PCBs in the first quarter. PCBs were not detected in any of the samples analyzed. ETPH was detected in each of the samples, with concentrations in MW-310 and MW-T3 from March 2018 continuing to exceed RSR criteria (Table 2D).

In 2019, additional soil sampling was performed in this AOPEC to further delineate ETPH impacts in efforts to help refine soil volume estimates in advance of anticipated remedial activities. Two exterior borings were advanced in this AOPEC west (B39A) and north (B310N) of existing boring B310, which exhibited elevated ETPH detections from the 8 to 10 ft bgs sampling interval. Two sampling intervals (8 to 10 and 10 - 12 ft bgs) were collected from each boring. ETPH was not detected above laboratory detection limits in either boring from the 8 to 10 ft bgs interval. ETPH was detected in each of the 10 - 12 ft bgs sampling intervals at concentrations of 16 mg/kg and 98 mg/kg. However, neither detection exceeds the RES or Industrial/Commercial DEC (I/C DEC) or GA PMC (Table 1A).

Based on the planned remediation in this AOPEC, monitoring wells MW-6, MW-T3, and MW-310 were sampled in the March 2019 sampling quarter to track ETPH concentrations until remediation is performed. A blind duplicate sample (DUP-1) of MW-6 was also collected for quality assurance/quality control (QA/QC) purposes. ETPH was detected above laboratory detection limits in each of the samples. The detected ETPH concentrations in MW-6 (0.52 mg/L), DUP-1 (9.1 mg/L), MW-310 (0.35 mg/L) and MW-T3 (3.9 mg/L) exceed the GWPC and SWPC (Table 2D).

In 2020, Weston & Sampson proposes collecting one round of groundwater samples in March for ETPH at monitoring wells MW-6, MW-310 and MW-T3 to continue tracking ETPH concentration trends pending remediation.

4.1.3 AOPEC #3A, #3B, #3D and #3F: Former USTs

AOPEC #3A: This AOPEC comprises former underground storage tanks (USTs) A1 and A1R1, which were reported to have contained heating oil/diesel fuel. Soil testing within this AOPEC was not completed after the tanks were removed, and the Phase II ESA Report documents the collection and analysis of one groundwater sample. As such, additional testing was needed to properly close this AOPEC for LEP verification.

In 2017, two soil borings (B314 and B315) were completed within the footprint of this AOPEC, with one soil sample collected and analyzed from each boring. The sampling interval targeted the bottom depth of the USTs, which was estimated at 11 to 13 ft bgs. Soil samples were tested for VOCs, SVOCs and ETPH. The analytical results revealed no detections of any compounds.

No groundwater sampling was conducted in 2017, as prior favorable groundwater data for the primary COCs (ETPH and VOCs) from four sampling events over a two-year period exists for this AOPEC. However, historical sampling did not include SVOCs as a COC. Therefore, four quarters of groundwater monitoring was conducted at well MW-A1R1 in 2018. Due to low water table conditions, a sample could not be retrieved during the September quarterly event. The March, June and December samples were submitted for SVOC analysis. No SVOCs were not detected

for any of the sampling quarters (Table 2E).

In 2019, monitoring well MW-A1R1 was sampled one additional quarter (March) for polycyclic aromatic hydrocarbons (PAHs). Results revealed that PAHs were not detected above laboratory detection limits (Table 2E).

Based on the 2018 through 2019 results, in combination with the lack of any contaminants detected in groundwater from this AOPEC in the Phase II IESA, additional monitoring is not considered necessary for AOPEC #3A. It is the opinion of the LEP that the investigation of this AOPEC is now complete.

AOPEC #3B*:* This AOPEC comprises former USTs J-10, J-11, J-12, and K-13. These USTs were located side by side in subsurface concrete block vaults east of the Substation Maintenance Building. Three of the USTs contained non-PCB transformer oil and one UST contained waste oil. Soil and groundwater impacts were identified at this AOPEC following removal of these tanks. Historical groundwater data at monitoring well MW-T3 and recovery well TRW-1 exhibited intermittent thin layers of LNAPL in 2003, 2004, 2005, 2007, and 2009. LNAPL was not detected at either well during 2006, 2008, and 2010 through 2018. Additional testing has been needed to demonstrate compliance with the RSRs for LEP verification.

Six soil borings (B325 through B330) were completed within the footprint of this AOPEC in 2017 (Figure 3). One soil sample was analyzed from each of the borings, with the sampling interval generally targeting the depth of the former USTs (estimated at 6 to 10 ft bgs). The soil samples were tested for PCBs, VOCs, ETPH, and total RCRA 8 metals. Analytical results revealed PCBs and VOCs were not detected above laboratory detection limits (Table 1B). Select total metals were detected at concentrations that do not exceed applicable RSR criteria. ETPH was detected in each of the soil samples at concentrations ranging from 26 mg/kg to 1,000 mg/kg. ETPH in samples B328 (9-11 ft bgs) and B330 (9-11 ft bgs) exceed RSR criteria. Similar to AOPEC #2B, additional soil sampling was planned for this AOPEC in 2019 to further delineate ETPH impacts and refine soil volume estimates in advance of anticipated future remedial activities.

A groundwater sample was collected from monitoring well MW-6 in May 2017 and analyzed for ETPH. ETPH was not detected above laboratory reporting limits. However, following a review of AOPEC #3B data prior to the 2018 sampling year, it was determined that a groundwater data gap existed for this AOPEC. Therefore, wells MW-T6, MW-6, MW-TRW1 and MW-CCA4 were monitored to track natural attenuation of ETPH in this area. In 2018, one quarter of groundwater samples (March) were collected from MW-T6, MW-6, and MW-TRW1, and four quarters of samples were collected from MW-CCA4. Samples were analyzed for ETPH, PCBs, VOCs, SVOCs and/or RCRA 8 metals. PCBs, VOCs and SVOCs were not detected in any of the samples (Table 2F). Total chromium was detected in sample MW-6 at a concentration that does not exceed the GWPC. ETPH was detected in samples collected from each of the wells at concentrations ranging from 0.081 mg/L to 4.7 mg/L. ETPH detected in samples from wells MW-T3 (4.7 mg/L) and MW-TRW1 (1.2 mg/L) from the March event exceeded the GPWC and SWPC.

In 2019, additional soil sampling was performed in this AOPEC to further delineate ETPH impacts in efforts to help refine soil volume estimates in advance of anticipated future remedial activities. Six borings (B325A through B330A) were advanced adjacent to existing borings to obtain additional vertical samples (Figure 3). Four additional borings (B328E, B328S, B328W and

B330W) were advanced to obtain both horizontal and vertical samples to delineate ETPH impacts detected in original borings B328 and B330.

Analytical results revealed elevated ETPH concentrations in samples collected from borings B326A, B329A, B330A and B330W at the northern portion of this AOPEC (Table 1B). Two additional sampling intervals were collected from boring B326A to assess soils deeper than the 6 to 8 ft bgs sample from the original B326 boring. ETPH was detected at 18 mg/kg from 8 to10 ft bgs, and 700 mg/kg from 10 to-12 ft bgs. Two additional sampling intervals were collected from boring B329A to assess soils deeper than the 8 to 10 ft bgs sample from the original B329 boring. ETPH was detected at 11,000 mg/kg from 10 to- 12 ft bgs, and 71 mg/kg from 12 14 ft bgs. Two additional sampling intervals were collected from boring B330A to assess soils above and below the 9 to 11 ft bgs sample from the original B330 boring. ETPH was detected at 100 mg/kg from 6 to- 8 ft bgs and 1,400 mg/kg from 12 to 14 ft bgs. Three sampling intervals were collected from boring B330W to delineate horizontal and vertical impacts west of original boring B330. ETPH was detected at 14,000 mg/kg from 8 to 10 ft bgs, 5,800 mg/kg from 10 to 12 ft bgs, and 25 mg/kg from 12 to 14 ft bgs.

The detected ETPH concentrations in samples B326A (10-12 ft), B329A (10-12 ft), B330A (12-14 ft), B330W (8-10 ft) and B330W (10-12 ft) exceed the RES DES, I/C DEC and/or GA PMC. The remaining detected ETPH concentrations do not exceed criteria. Soil analytical data for this AOPEC is summarized in Table 1B.

Based on the planned remediation in this AOPEC, monitoring wells MW-6, MW-T3, MW-T6 and MW-TRW-1 were sampled in March 2019 to track ETPH concentrations until remediation is performed. A blind duplicate sample (DUP-1) of MW-6 was also collected for QA/QC purposes. ETPH was detected above laboratory detection limits in each of the samples. The detected ETPH concentrations in DUP-1 (9.1 mg/L), MW-T3 (3.9 mg/L) and MW-T3 (3.9 mg/L) exceed the GWPC and SWPC (Table 2F).

In 2020, Weston & Sampson proposes collecting one round of groundwater samples (March) for ETPH at monitoring wells MW-6, MW-T3, MW-T6 and MW-TRW-1 to continue tracking ETPH concentration trends pending remediation.

AOPEC #3C: This AOPEC comprises former UST F-6, which is reported to have contained waste oil. The Phase II ESA Report documents two soil samples collected from one boring in this AOPEC, which were submitted for analysis of VOCs, PCBs, ETPH, and SPLP RCRA 8 metals. Based on the Phase II ESA Report, none of the selected compounds were detected above regulatory criteria.

In 2019, additional soil and groundwater investigations were performed for this AOPEC to support the findings of the Phase II ESA. A soil sample from boring B-701 was collected from 8 to 10 ft bgs at the presumed bottom depth of the former UST (Figure 4). PCBs, VOCs, SVOCs, ETPH and TPH were not detected above laboratory detection limits (Table 1C). Three total and two leachable metals were detected at concentrations that do not exceed the RES DEC. Based on these soil results, further soil assessment is not needed.

A groundwater sample was collected from a newly installed well, MW-102, at this boring. Analytical results indicated that PCBs were not detected above laboratory detection limits (Table 2G). One VOC, chloroform, was detected at a concentration that does not exceed the GWPC. Total barium and chromium were detected in MW-102 at concentrations that do not exceed the GPWC. ETPH was detected at a concentration of 0.32 mg/L, which exceeds the GWPC and SWPC.

Based on the ETPH concentration detected in the new well at this AOPEC, in order to meet quarterly monitoring requirements for RSR verification, MW-102 will be sampled on a quarterly basis in 2020 for ETPH. Based on the absence of PCBs in soil and groundwater, and low levels of metals in soil and groundwater, these parameters can be eliminated from future groundwater monitoring. VOCs were not present in soil, however, based on the detection of chloroform in groundwater, we recommend conducting additional quarterly monitoring of VOC analysis in order to rule out this constituent as a COC for this AOPEC.

AOPEC #3D: This AOPEC comprises former UST L-14, which is reported to have contained heating oil. Soil testing within this AOPEC was not completed after the tank was removed. Investigations completed in 2001 revealed ETPH impacts in soils, but below RSR criteria. Additional testing has been necessary to demonstrate compliance with the RSRs for LEP verification.

Two soil borings (B311 and B312) were advanced downgradient of the UST grave in 2017 to confirm the prior 2001 results and provide additional test data. One soil sample was analyzed from each boring, with the sampling interval targeting the depth of the former UST (estimated at 6 to 12 ft bgs). Soil samples were analyzed for VOCs, SVOCs, and ETPH. Results indicated that VOCs and SVOCs were not detected. ETPH was detected in each of the soil samples, but at concentrations below RSR criteria.

Monitoring well MW-6 was used to evaluate groundwater in this AOPEC in 2017. A sample collected in May 2017 was tested and analyzed for ETPH. ETPH was not detected above laboratory reporting limits.

Soil investigation activities are considered complete in AOPEC #3D, however, other COCs were detected in soil at concentrations below RSR criteria. These COCs were not previously monitored in groundwater from this AOPEC. In 2018, one round of sampling (March) was performed for wells MW-6 and MW-4R. Monitoring well MW-4R is located downgradient of this AOPEC. The samples were analyzed for ETPH, SVOCs and VOCs. VOCs and SVOCs were not detected. ETPH was detected, but at concentrations that do not exceed RSR criteria (Table 2H).

Although favorable results were achieved in 2018, more data was needed to demonstrate RSR compliance for LEP verification. Therefore, in 2019, quarterly groundwater samples were collected from monitoring wells MW-4R and MW-6. ETPH and SVOCs or PAHs were collected quarterly at MW-6. VOCs were collected from MW-6 in June, September and December to obtain three more quarters of data for this well. Blind duplicate samples were collected from monitoring well MW-6 during the March, June and September events for QA/QC purposes. ETPH, VOCs, SVOCs or PAHs were collected in the March and June quarterly events for MW-4R. However,

MW-4R was dry in September and December, therefore groundwater samples were not collected from this well during these quarters.

VOCs and PAHs/SVOCs were not detected above laboratory detection limits in any of the samples collected from MW-6 (Table 2H). ETPH was detected in each of the samples collected from MW-6 (including in the duplicate samples) at concentrations ranging from 0.15 mg/L to 9.1 mg/L. The detected ETPH concentrations from MW-6 in March and June (including the duplicate samples) exceed the GWPC and SWPC. The detected ETPH concentrations in MW-6 from September and December 2019 did not exceed the GWPC or SWPC. VOCs and SVOCs/PAHs were not detected in the March or June sampling quarters from MW-4R. ETPH was detected in both the March and June sampling quarters at MW-4R. The March ETPH concentration of 0.26 mg/L exceeded the GWPC and SWPC.

Based on the cumulative data, VOCs and SVOCs/PAHs are in compliance in well MW-6, as four quarters have been met for VOCs (March 2018, June 2019, September 2019 and December 2019) and SVOCs/PAHs (March 2018, March 2019, June 2019, September 2019 and December 2019). Accordingly, these parameters can be discontinued from future monitoring at MW-6.

Although recent favorable results were achieved in September and December 2019 for ETPH at MW-6, more favorable ETPH data is needed at this well before we can discontinue testing at this well and close out this AOPEC. Similarly, additional ETPH, VOC and PAH data are needed at MW-4R before sampling can be discontinued. For these reasons, Weston & Sampson proposes continuing quarterly monitoring for ETPH at both wells in 2020, and quarterly monitoring for VOCs and PAHs at MW-4R in 2020. Weston & Sampson also proposes performing an ETPH fingerprint analysis on groundwater samples retrieved from both wells in 2020 to evaluate if the petroleum detections are related to this AOPEC (i.e. are they fuel oil related hydrocarbons) or if they are related to other nearby source areas (i.e. from AOPEC 3F).

AOPEC #3F: This AOPEC comprises former USTs B-2 (leaded gasoline), C-3 (unleaded gasoline), D-4 (unleaded gasoline), and E-5 (diesel fuel). A groundwater pump and treat system was historically operated at this AOPEC beginning in 1990 and was shut down in June 2003. Natural attenuation monitoring is ongoing. Additional testing has been needed to demonstrate compliance with the RSRs for LEP verification.

In 2017, six soil borings (B319 through B324) were advanced at and downgradient of the UST graves (Figure 5). One soil sample was analyzed from each boring, with the sampling interval targeting the depth of the former USTs (estimated at 8 to 12 ft bgs). Soil samples were analyzed for VOCs and ETPH. Analytical results indicated that VOCs were not detected (Table 1D). ETPH was detected in all but one soil sample. ETPH in sample B321 10-12 ft bgs (760 mg/kg) exceeded RSR criteria.

Additional delineation sampling was conducted in early 2018 at AOPEC #3F. Ten borings (B608 through BB617) were advanced around previous boring B321 (Figure 5). Multi-depth samples from 8 to 10, 10 to 12 and 12 to 14 ft bgs were collected from each of the borings. Select samples were submitted for ETPH analysis, while others were placed on hold pending receipt of the laboratory results. ETPH was detected in most of the soil samples at concentrations ranging from 12 mg/kg to 2,000 mg/kg (Table 1D). The detected ETPH concentration of 2,000 mg/kg

from sample B613C (12-14 ft bgs) exceeds RSR criteria. No other ETPH exceedances were present.

Groundwater samples were collected from monitoring wells MW-10 and MW-11A in March, MW-2A in July, and MW-4R in September 2017 (Figure 7). The samples from MW-10, MW-11A and MW-4R were analyzed for VOCs, while the sample from MW-2A was analyzed for ETPH. VOCs and ETPH were not detected in any of the groundwater samples.

Groundwater monitoring continued in 2018 to track natural attenuation. Wells MW-2A, MW-10, MW-11A, and MW-4R were sampled in March for VOCs and ETPH. One VOC, chloroform, was detected in well MW-10 at a concentration below RSR criteria (Table 2I). This compound was not previously detected in this well or the other three wells. ETPH was detected in all four wells, but only exceeded RSR criteria in MW-2A. Figures 13 and 14 illustrate BTEX trends in MW-4R and MW-11A from this AOPEC.

In 2019, additional soil sampling was performed for this AOPEC to further delineate ETPH impacts in efforts to help refine soil volume estimates in advance of anticipated further remedial activities. Four borings were advanced, including returning to three former boring locations (B319A, B320A and B322A) to obtain additional vertical samples, and one new boring (B319W) located west of former boring B319 to obtain horizontal and vertical data to delineate ETPH impacts observed at boring B613C from 12 to- 14 ft bgs (Figure 5). Multi-depth sampling was conducted at these new boring locations at and below the 12 to- 14 ft bgs sampling interval. Results revealed ETPH was detected in half of the samples at concentrations that do not exceed the RES DEC, I/C DEC or GA PMC (Table 1D). Based on these results, the horizontal extent of ETPH impacts has been defined.

Given the anticipated future remediation in this AOPEC, monitoring wells MW-2A, MW-10, MW-11A, and MW-4R were sampled in the March 2019 sampling quarter to track ETPH concentrations. Additionally, analysis for VOCs, PAHs and total lead were included, as the USTs were used for gasoline and diesel fuel storage. VOCs, PAHs and total lead were not detected in any of the wells (Table 2I). ETPH was not detected above laboratory detection limits in MW-2A. ETPH was detected in monitoring wells MW-4R (0.26 mg/L), MW-10 (0.37 mg/L) and MW-11A (0.30 mg/L). The detected concentrations exceed the GWPC and SWPC.

In 2020, Weston & Sampson proposes collecting one round (March) of groundwater samples for ETPH at monitoring wells MW-2A, MW-10, MW-11A, and MW-4R to continue tracking ETPH concentration trends pending remediation. Weston & Sampson recommends discontinuing sampling these wells for VOCs, PAHs and total lead, given that these compounds were not detected in any of the wells in 2019. However, these parameters should be included in post remediation sampling.

AOPEC #3G: This AOPEC comprises a possible unknown UST, as shown on an historic Site map. The Phase II ESA Report documents completion of one boring (B-45) in this AOPEC, with soil analysis of two samples for VOCs, SVOCs, PCBs, ETPH, and RCRA 8 metals (Figure 6). Based on the Phase II ESA Report, the only parameter detected was SPLP barium at a concentration of 0.42 mg/L, which is below the GA PMC (Table 1E).

In 2019, additional soil and groundwater investigations were performed for this AOPEC to support the findings of the Phase II ESA. A soil sample from boring B-702 was collected from 8 to- 10 ft bgs at the presumed bottom depth of the former UST. PCBs, VOCs, SVOCs and ETPH were not detected above laboratory detection limits (Table 1E). ETPH was detected at a concentration (9.9 mg/kg) that does not exceed the RES DEC, I/C DEC or GA PMC. A fingerprint analysis to identify the type of ETPH was unsuccessful, as the laboratory results did not match any of the reference standards. Three total and one leachable metal were detected at concentrations that did not exceed the RES DEC or GA PMC. Based on these soil results, further soil assessment is not needed.

A groundwater sample was collected from a newly installed well, MW-101, at boring B-702. Analytical results indicated that PCBs were not detected above laboratory detection limits (Table 2J). One VOC, 2-butanone (MEK), was detected at a concentration that did not exceed the GWPC, SWPC or the RES volatilization criteria (VC) or I/C VC. Total barium, chromium and lead were detected in MW-101 at concentrations that did not exceed the GWPC or SWPC. ETPH was detected at a concentration of 0.30 mg/L, which exceeds the GWPC and SWPC.

Based on the ETPH concentrations detected in the new well at this AOPEC, in order to meet quarterly monitoring requirements for RSR verification, MW-101 will need to be sampled and analyzed for ETPH on a quarterly basis in 2020. Based on the absence of PCBs in soil and groundwater, and low levels of metals in soil and groundwater, these parameters can be eliminated from future monitoring of this well. VOCs were not present in soil. However, based on the detection of MEK in groundwater, we recommend additional quarterly monitoring of VOC analysis in order to rule out this constituent as a COC for this AOPEC.

4.1.4 AOPEC #4: Transformer Storage Areas & Loading Docks

This AOPEC is located at the northeast portion of the former CL&P area work center parcel. Investigations performed in 2016 to evaluate subsurface soils and the elevated concrete platforms formerly used for transformer storage indicated the presence of ETPH and PCBs at concentrations exceeding RSR criteria. Accordingly, further delineation to identify the vertical and horizontal extent of impacts was warranted for RSR compliance and LEP verification.

Nine soil borings (B218A through B220A, B228A, B501, and B504 through B507) were completed within the footprint of this AOPEC in 2017. One soil sample was analyzed from each of the borings, with the sampling interval generally targeting shallow soils ranging from 0 to 5 ft bgs. All samples were tested for ETPH, with a select number of samples also tested for PCBs. The analytical results revealed no PCB impacts. ETPH impacts were defined as being located within the top foot of soil.

New monitoring wells MW-201 and MW-203, and existing well MW-CCA5 were sampled in May 2017 to document groundwater quality relative to AOPEC #4 (Figure 7). Groundwater samples from MW-201 and MW-CCA5 were analyzed for PCBs, VOCs, and ETPH, while the sample from MW-203 was analyzed for ETPH. No compounds were detected above laboratory reporting limits.

Overall, there was limited recent and historical groundwater data for AOPEC #4, and additional information was needed for an LEP to verify this AOPEC. In 2018, monitoring wells MW-201, MW-

203, MW-CCA4 and MW-CCA5 were sampled quarterly for ETPH. PCBs were also monitored quarterly in wells MW-201 and MW-CCA5, and during the first quarter (March) in wells MW-203 and MW-CCA4. PCBs were not detected in any of the samples. ETPH was detected in all but two samples at concentrations that do not exceed RSR criteria (Table 2K).

Based on the planned PCB and ETPH remediation in this AOPEC, monitoring wells MW-CCA5 and MW-203 were sampled in March 2019 to track ETPH concentrations. Monitoring well MW-203 was additionally analyzed for PCBs. ETPH was detected above laboratory detection limits in MW-203 at a concentration that did not exceed the GWPC or SWPC (Table 2K). ETPH was not detected above the laboratory detection limit in sample MW-CCA5. PCBs were not detected above laboratory detection limits in the sample collected from MW-203.

In 2020, Weston & Sampson proposes collecting one round of groundwater samples for ETPH at monitoring wells CCA5, MW-203 and MW-CCA4 to continue tracking ETPH concentration trends pending remediation. Based on the lack of PCB detections in 2018 and 2019, Weston & Sampson recommends discontinuing testing for PCBs until after remediation is complete.

4.1.5 AOPEC #5: Utility Pole Storage Areas

Treated wooden utility poles were previously stored on racks in the eastern portion of the facility. Previous environmental evaluations assessed some of the pole storage areas, but not all areas were investigated. Additional COCs were also identified that were not included in prior investigations. Based on this, additional soil investigations were conducted in 2016 to address these data gaps. SVOCs were detected in soil, but at concentrations that did not exceed applicable RSR criteria. One soil sample exhibited a total arsenic concentration that exceeded RSR criteria, and a second soil sample exhibited leachable arsenic (SPLP results), also exceeding RSR criteria.

Monitoring well MW-16 was sampled in May and July 2017 to document groundwater quality in the former utility pole storage area. The May groundwater sample was analyzed for PCBs, VOCs, and ETPH. The July sample was analyzed for ETPH. PCBs and VOCs were not detected above laboratory reporting limits. ETPH was detected during the May event, but at a concentration below applicable RSR criteria. ETPH was not detected during the July event.

Prior groundwater monitoring data from this AOPEC was limited, therefore, quarterly groundwater sampling was performed at wells MW-CCA3, MW-CCA4 and MW-16 in 2018 (Figure 7). Groundwater samples were analyzed for ETPH, SVOCs, RCRA 8 metals, hexavalent and trivalent chromium, and copper. Results indicated a detection of benzo(b)fluoranthene from MW-16 in the March sampling event at a concentration exceeding the GWPC (Table 2L). ETPH was detected throughout the samples, but at concentrations not exceeding RSR criteria. Total barium was detected in one well (MW-CCA3) for all three quarters sampled (no sample was collected in September due to dry conditions). Barium detected in MW-CCA3 did not exceed RSR criteria. Total copper, hexavalent and trivalent chromium were not detected.

Based on the 2018 results, total RCRA 8 metals and total copper, hexavalent and trivalent chromium were eliminated from further testing in 2019. ETPH and SVOCs were monitored in

2019 on a quarterly basis in wells MW-CCA3, MW-CCA4, and MW-16 due to recurring detections of these compounds in these wells.

SVOCs were not detected in any of the 2019 quarterly events in MW-16, however, ETPH was detected in the September 2019 sampling round but at a concentration that did not exceed the GWPC or SWPC (Table 2L). Based on these results, compliance for ETPH and SVOCs has been achieved in MW-16, as data obtained for four quarters over a two-year period demonstrates no exceedances of these compounds in this well.

ETPH and SVOCs were not detected in the March or June 2019 quarters at MW-CCA3. This well could not be sampled in September and December 2019 because it was dry. Although favorable results exist for the May and June quarters, additional quarters are needed to meet compliance for September and December. Therefore, Weston & Sampson recommends collecting quarterly samples to be tested for ETPH and PAHs in 2020 at MW-CCA3. Also, a change from SVOC analysis to PAH analysis is deemed appropriate, as the one SVOC previously detected at this AOPEC, benzo(b)fluoranthene, is included in the reduced PAH laboratory method analytical list.

SVOCs were not detected above laboratory detection limits in June, September or December 2019 at MW-CCA4. ETPH was detected in this well in the June 2019 sampling event, but at a concentration that did not exceed the GWPC or SWPC. ETPH was not detected above laboratory detection limits in the September or December 2019 quarters. Because MW-CCA4 was not sampled in March 2019, to achieve compliance for this well we propose collecting a sample in March 2020 to be analyzed for ETPH and PAHs.

4.1.6 AOPEC #6B: Stormwater Discharge Locations

Stormwater originating from impervious areas on the eastern side of the Site discharges through a headwall in the southern portion of the Site. Soil investigations are considered complete at this AOPEC. However, additional groundwater investigations were needed because past sampling of well MW-CCA1 has been hampered by insufficient water, detections of barium and lead exceeding applicable RSR criteria in 2012 and 2013, and intermittent detections of VOCs and ETPH.

Groundwater samples were obtained from monitoring well MW-CCA1 in March, July, September and December 2017, and analyzed for VOCs, ETPH, and total RCRA 8 metals (Figure 7). No VOCs were detected above laboratory reporting limits during the quarterly monitoring. ETPH was detected in March, but at a concentration below applicable RSR criteria. Total barium was detected in July, September, and December, but at levels not exceeding applicable RSR criteria. No other metals were detected during the quarterly monitoring.

Favorable groundwater data for VOCs, ETPH and metals exists for this AOPEC from the four sampling events completed in 2017. Groundwater was tested for PCBs in 2001, 2002 and 2003, with all results below detection limits. However, because CL&P operations continued at the Site until 2017, and no PCB groundwater data had been generated since 2003, more current PCB data was needed before this AOPEC could be closed out. Accordingly, MW-CCA1 was sampled in March 2019 and tested for PCBs. Results revealed that PCBs were not detected (Table 2M).

Based on all historical data, it is the opinion of the LEP that the investigation of this AOPEC is

now complete.

5.0 SUMMARY OF PROPOSED ACTIVITIES

Monitoring and gauging activities are planned at the Site in 2020. These activities include continued groundwater monitoring and flow analysis, and data evaluation. Remediation is also planned at this Site, however dates for this work is yet to be determined. Additional information regarding these proposed activities are presented below:

Continued Groundwater Monitoring in 2020:

Groundwater monitoring activities are expected to continue at AOPECs #2A, #2B, #3B, #3C, #3D, #3F, #3G, #4, and #5. The following sampling activities and laboratory analyses are planned in 2020:

2020 Groundwater Sampling Plan				
Well ID	March	June	September	December
MW-CCA3	E, P	E, P	E, P	E, P
MW-CCA4	E, P			
MW-CCA5	E			
MW-TRW1	E			
MW-4R	E, V, P	E, V, P, EFP	E, V, P	E, V, P
MW-2A	E			
MW-11A	E			
MW-6	E	E, EFP	E	E
MW-10	E			
MW-T3	E			
MW-T6	E			
MW-202	E			
MW-203	E			
MW-310	E			
MW-101	E, V	E, V	E, V	E, V
MW-102	E, V	E, V	E, V	E, V
V-VOCs, E-ETPH, P-PAHs, EFP-ETPH Fingerprint				

Continued Groundwater Flow Analysis in 2020:

To further document groundwater flow directions, groundwater elevation monitoring will continue. It is proposed that monitoring wells MW-A1R1, MW-CCA1, MW-CCA2, MW-CCA3, MW-CCA4, MW-CCA5, MW-CCA6, MW-4R, MW-5, MW-6, MW-8, MW-10, MW-11A, MW-15, MW-T1, MW-T2, MW-T3, MW-T5, MW-T6, RW-1, TRW-1, MW-North, MW-South, MW-SA-NORTH(R), MW-SA-SOUTH(R), MW-301A, MW-200, MW-201, MW-202 and MW-203 will be gauged semi-annually for groundwater flow determinations.

Continued Product Recovery in 2020:

Based on historical detections of LNAPL in product recovery wells TRW-1 and MW-T3, product recovery, if needed, will continue at these wells in 2020.

Completion of Site Investigations in 2020

In 2020, pursuant to Section 22a-133v of the Connecticut Remediation Standard Regulations Weston & Sampson's LEP will file a "Final Investigation Report" and "Completion of Investigation Transmittal Form" for AOPEC's #3A and #6B to formally close out these AOPECs for further investigation and/or remediation.

Proposed Schedule in 2020

Figure 15 presents the proposed project schedule for the upcoming year. This schedule outlines anticipated quarterly and annual sampling events. The annual environmental summary report will be submitted during the second quarter of 2020.

Anticipated Remediation

Remediation in the future is anticipated at the Site at four AOPECs (#2B, #3B, #3F, and #4) to address ETPH impacts. Impacts at AOPEC #2B are located at a depth of 6 to 10 ft bgs, at AOPEC #3B at a depth of 9 to 11 ft bgs, at AOPEC #3F at a depth of 10 to 12 ft bgs, and in AOPEC #4 within the top one foot of soil. Based on the presence of PCBs greater than 1 mg/kg in one soil sample collected from AOPEC #4, a Performance-Based PCB cleanup conducted in accordance with Title 40 CFR Section 761.61(b), is also planned. Closure documentation, including the collection of remediation confirmation samples, will be provided in a separate report.

Groundwater remediation may also be needed at some AOPECs based on the results of groundwater investigations in 2019, and/or following soil remediation at select AOPECs.

FIGURES

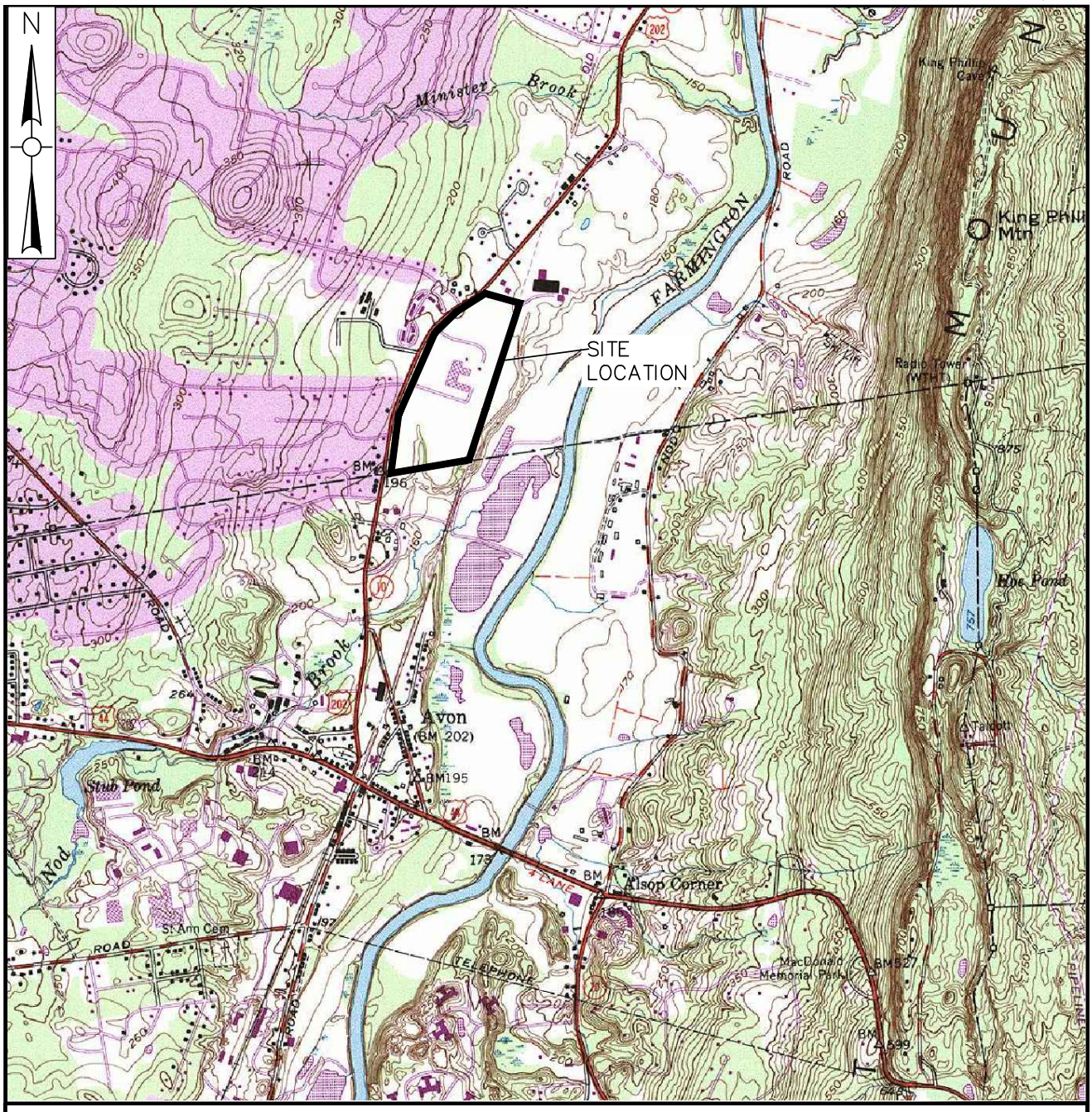

NOTE:

1. LOCUS MAP DERIVED FROM WESTON & SAMPSON 2006 GROUNDWATER MONITORING REPORT

FIGURE 1
EVERSOURCE
FORMERSIMSBURY AREA WORK CENTER
SIMSBURY, CONNECTICUT
SITE LOCATION PLAN
APRIL 2020 SCALE: NTS

Weston & Sampson

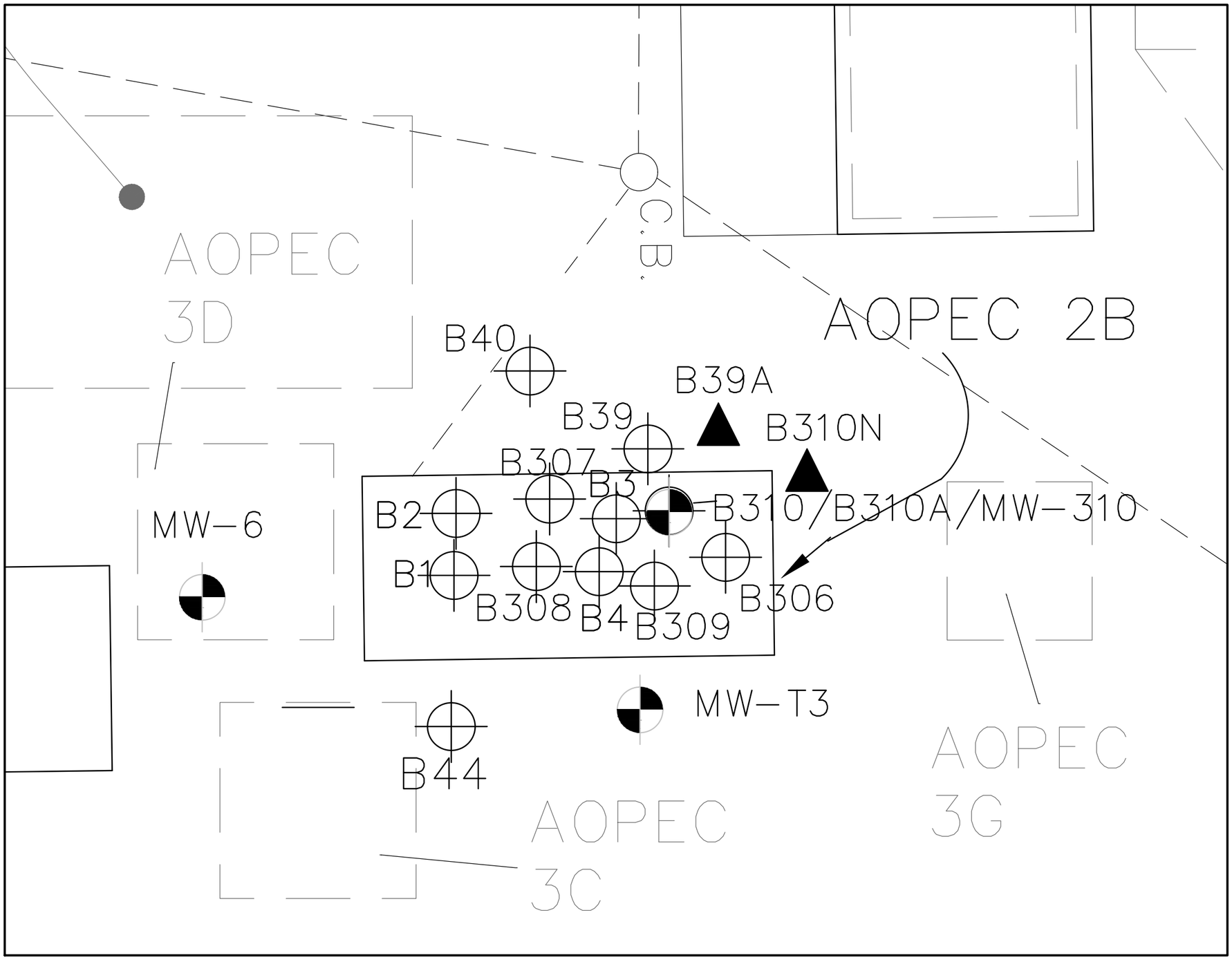

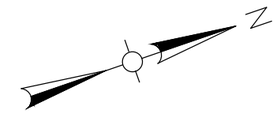

LEGEND

- BORING/MONITORING WELL LOCATION
- BORING LOCATION
- BORING LOCATION (JULY 2019)

FIGURE 2
AOPEC #2B

EVERSOURCE ENERGY
FORMER SIMSBURY AREA WORK CENTER
SIMSBURY, CT
SOIL SAMPLE LOCATION PLAN

APRIL 2020 SCALE: AS SHOWN

Weston & Sampson℠

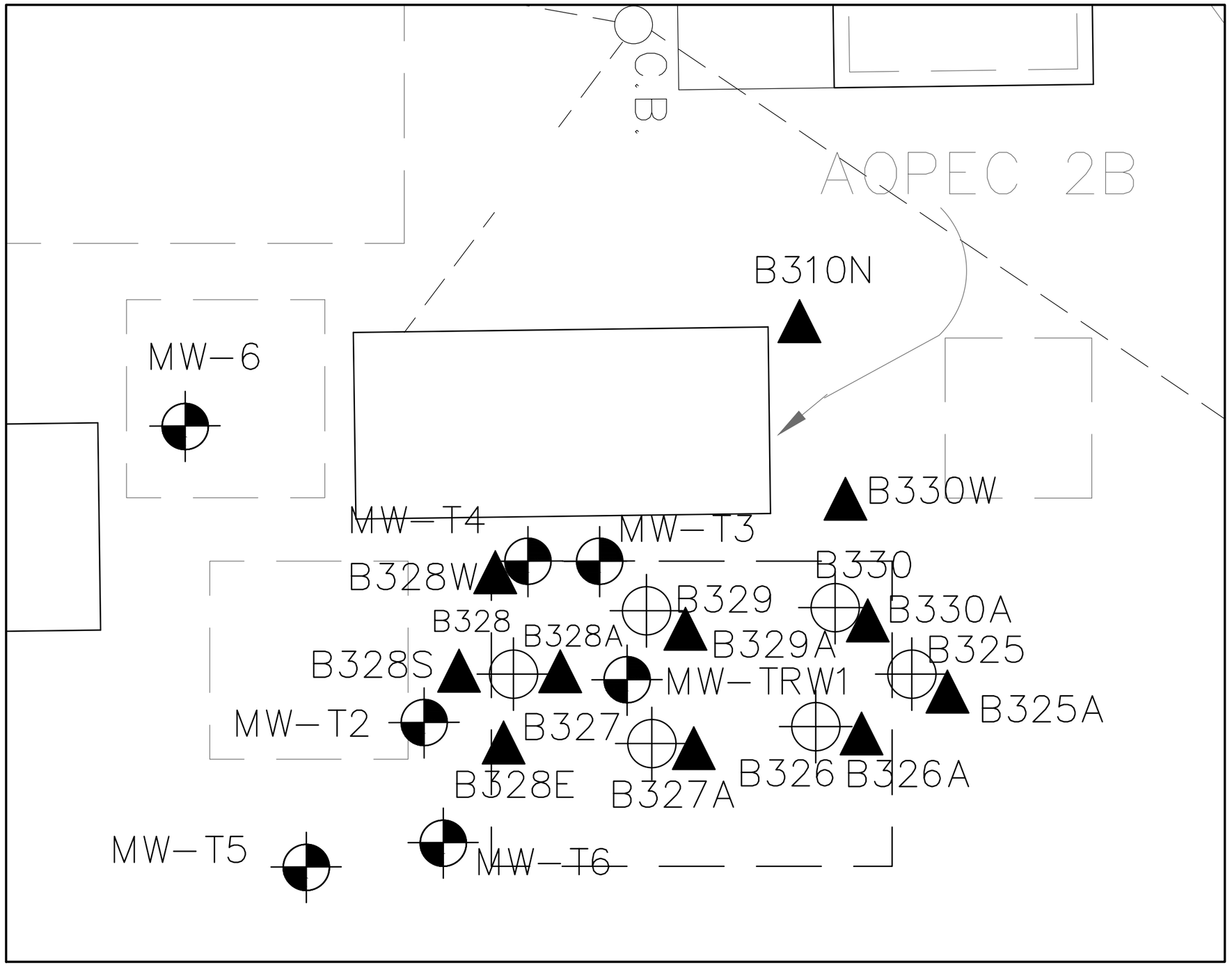

N

0 40' 80'

LEGEND

MONITORING WELL LOCATION

BORING LOCATION

BORING LOCATION (JULY 2019)

FIGURE 3
AOPEC #3B

EVERSOURCE ENERGY
FORMER SIMSBURY AREA WORK CENTER
SIMSBURY, CT
SOIL SAMPLE LOCATION PLAN

APRIL 2020 SCALE: AS SHOWN

Weston & Sampson℠

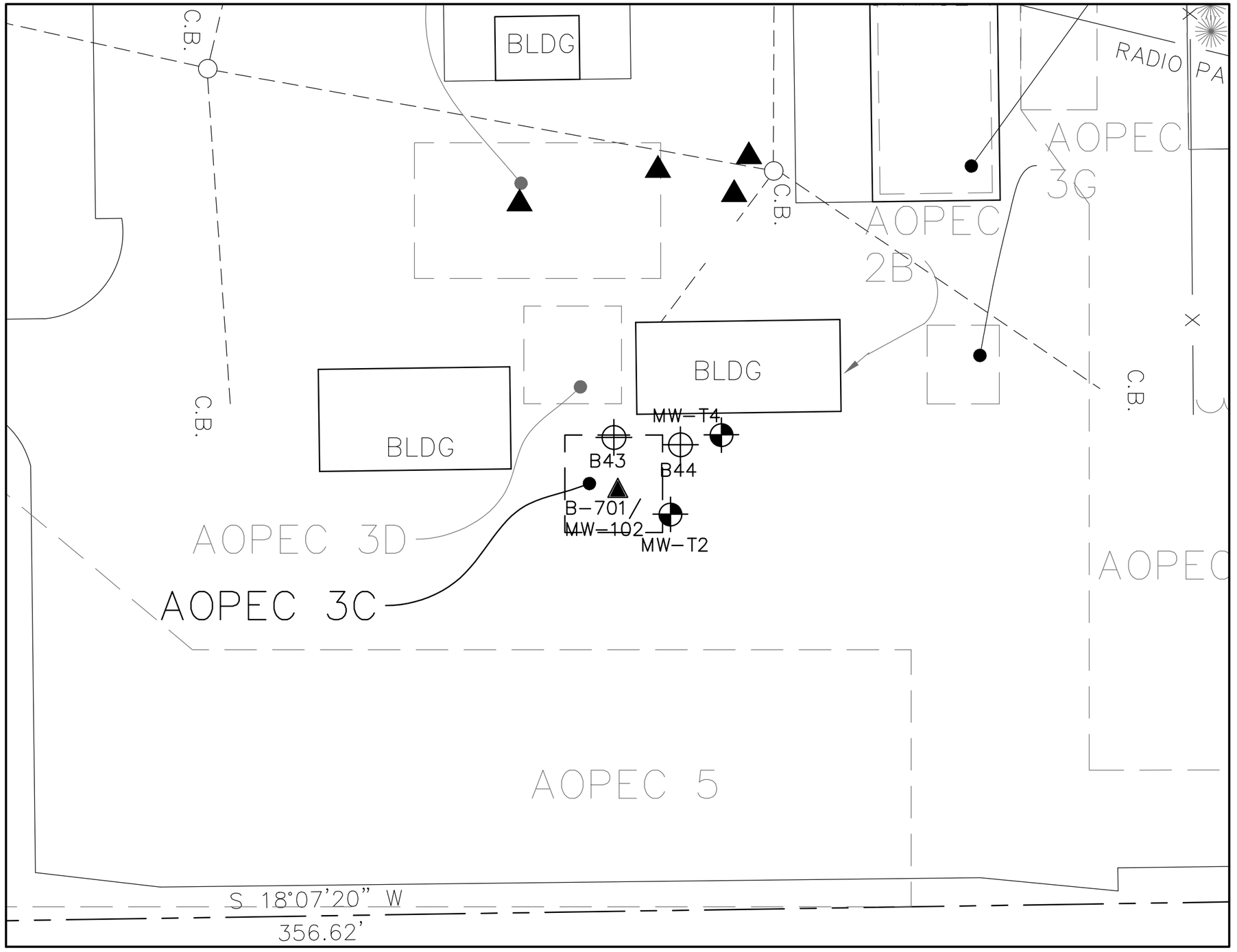

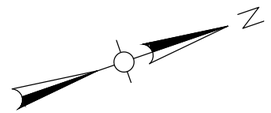

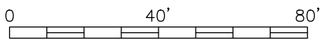

LEGEND

- TEST PIT SOIL SAMPLE LOCATION
- MONITORING WELL LOCATION
- BORING LOCATION
- BORING LOCATION & MONITORING WELL (JULY 2019)

FIGURE 4

AOPEC #3C

EVERSOURCE ENERGY

FORMER SIMSBURY AREA WORK CENTER

SIMSBURY, CT

SOIL SAMPLE LOCATION PLAN

APRIL 2020 SCALE: AS SHOWN

Weston & Sampson

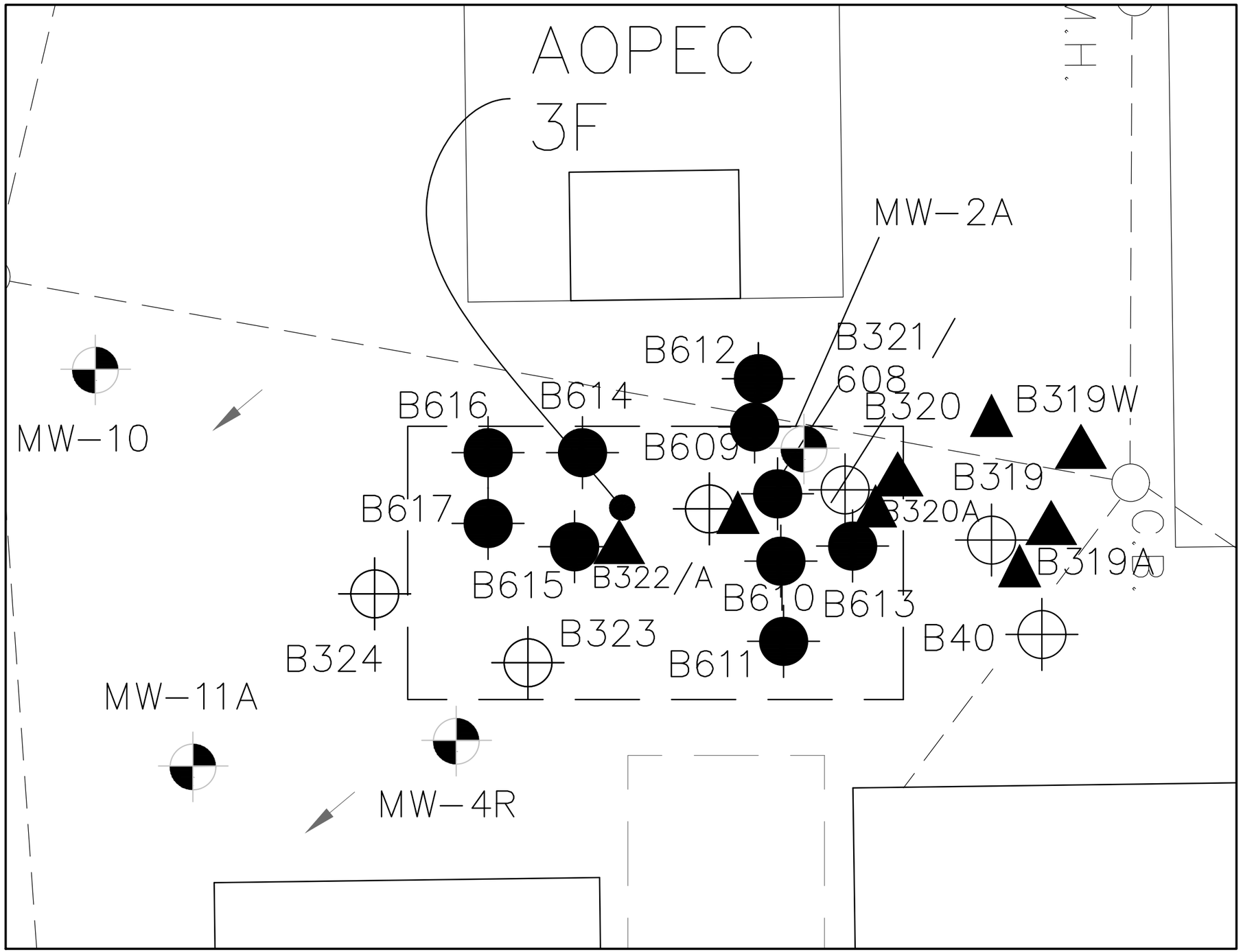

N

0 20' 40'

LEGEND

PREVIOUS MONITORING WELL LOCATION

B40 PREVIOUS BORING LOCATION

B608 BORING LOCATION (JANUARY 2018)

BORING LOCATION JULY 2019

FIGURE 5

AOPEC #3F

EVERSOURCE ENERGY

FORMER SIMSBURY AREA WORK CENTER

SIMSBURY, CT

SOIL SAMPLE LOCATION PLAN

APRIL 2020 SCALE: AS SHOWN

Weston & Sampson

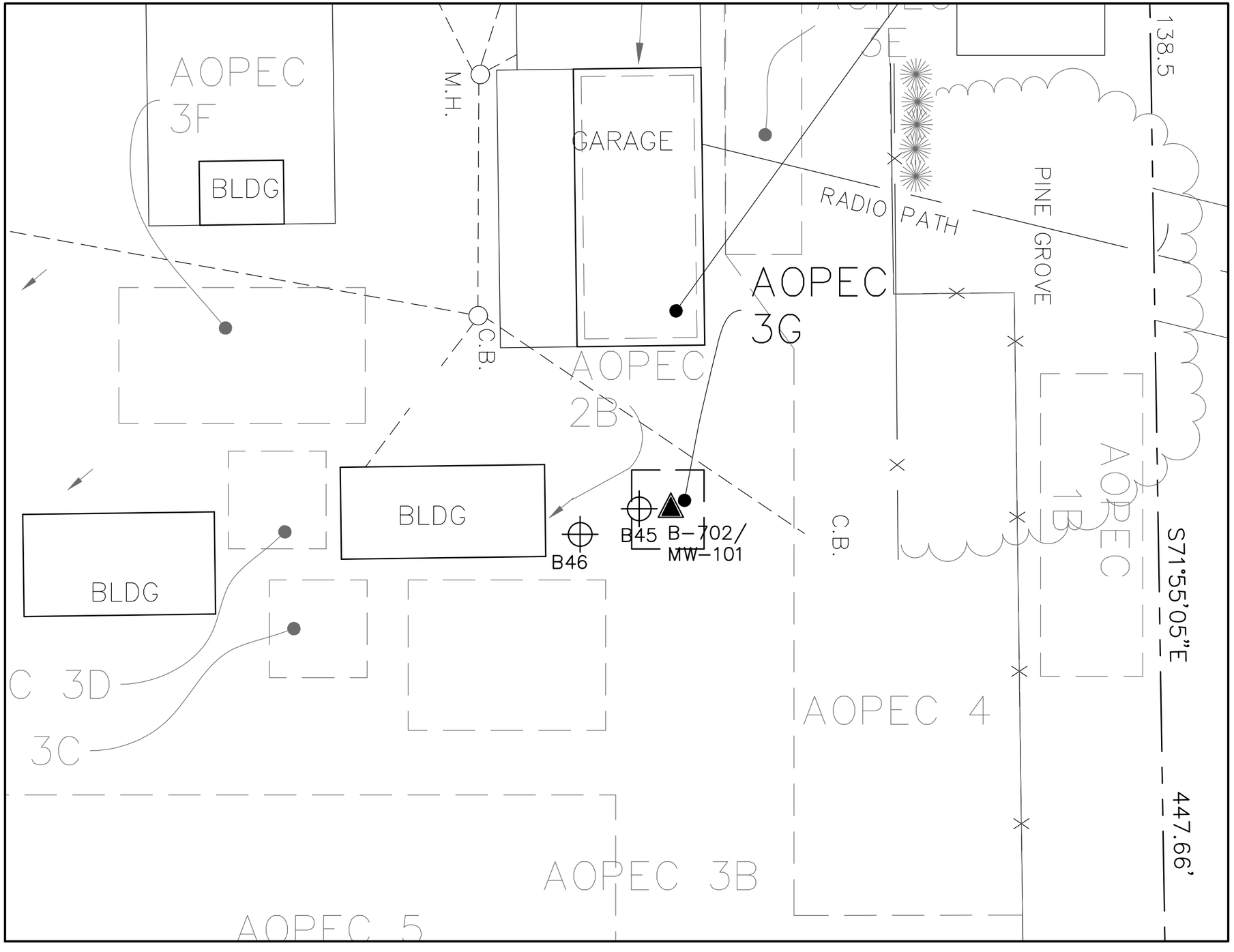

N

0 40' 80'

LEGEND

MONITORING WELL LOCATION

BORING LOCATION

BORING LOCATION & MONITORING WELL (JULY 2019)

FIGURE 6
AOPEC #3G

EVERSOURCE ENERGY
FORMER SIMSBURY AREA WORK CENTER
SIMSBURY, CT
SOIL SAMPLE LOCATION PLAN

APRIL 2020 SCALE: AS SHOWN

Weston & Sampson

WESTON AND SAMPSON ENGINEERS, INC.

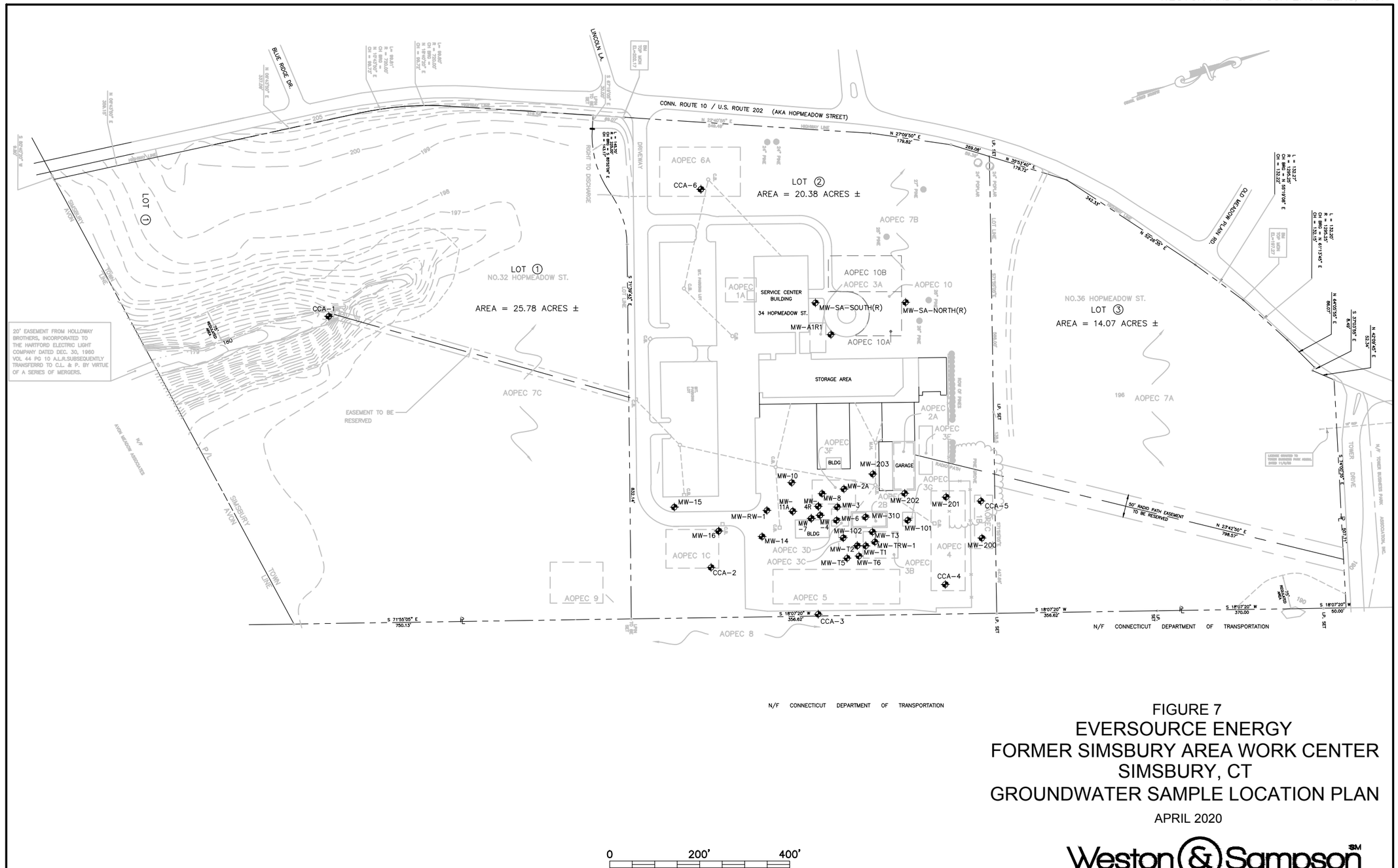

FIGURE 7
EVERSOURCE ENERGY
FORMER SIMSBURY AREA WORK CENTER
SIMSBURY, CT
GROUNDWATER SAMPLE LOCATION PLAN
APRIL 2020

Weston & Sampson

R:\NUSCO\SIMSBURY AWC\NUSCO_SIMSBURY GW 2010

WESTON AND SAMPSON ENGINEERS, INC.

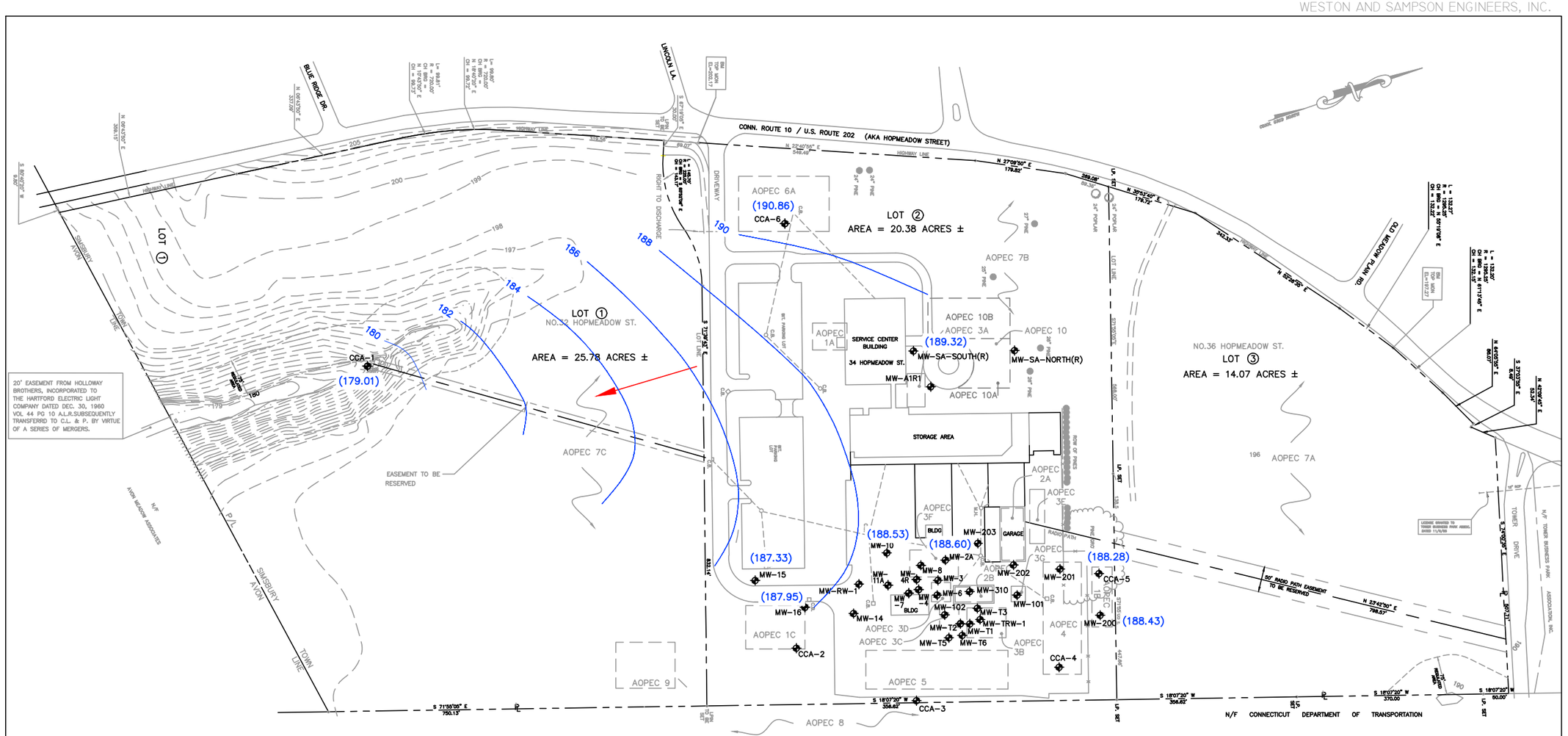

LEGEND

- GROUNDWATER ELEVATION CONTOUR LINE
- MONITORING WELL LOCATION
- (179.01) GROUNDWATER ELEVATION
- APPROXIMATE DIRECTION OF GROUNDWATER FLOW

0 200' 400'

FIGURE 8
EVERSOURCE ENERGY
FORMER SIMSBURY AREA WORK CENTER
SIMSBURY, CT
GROUNDWATER FLOW DIRECTION
MARCH 26, 2019
APRIL 2020

Weston & Sampson

R:\NUSCO\SIMSBURY AWC\NUSCO_SIMSBURY GW 2010

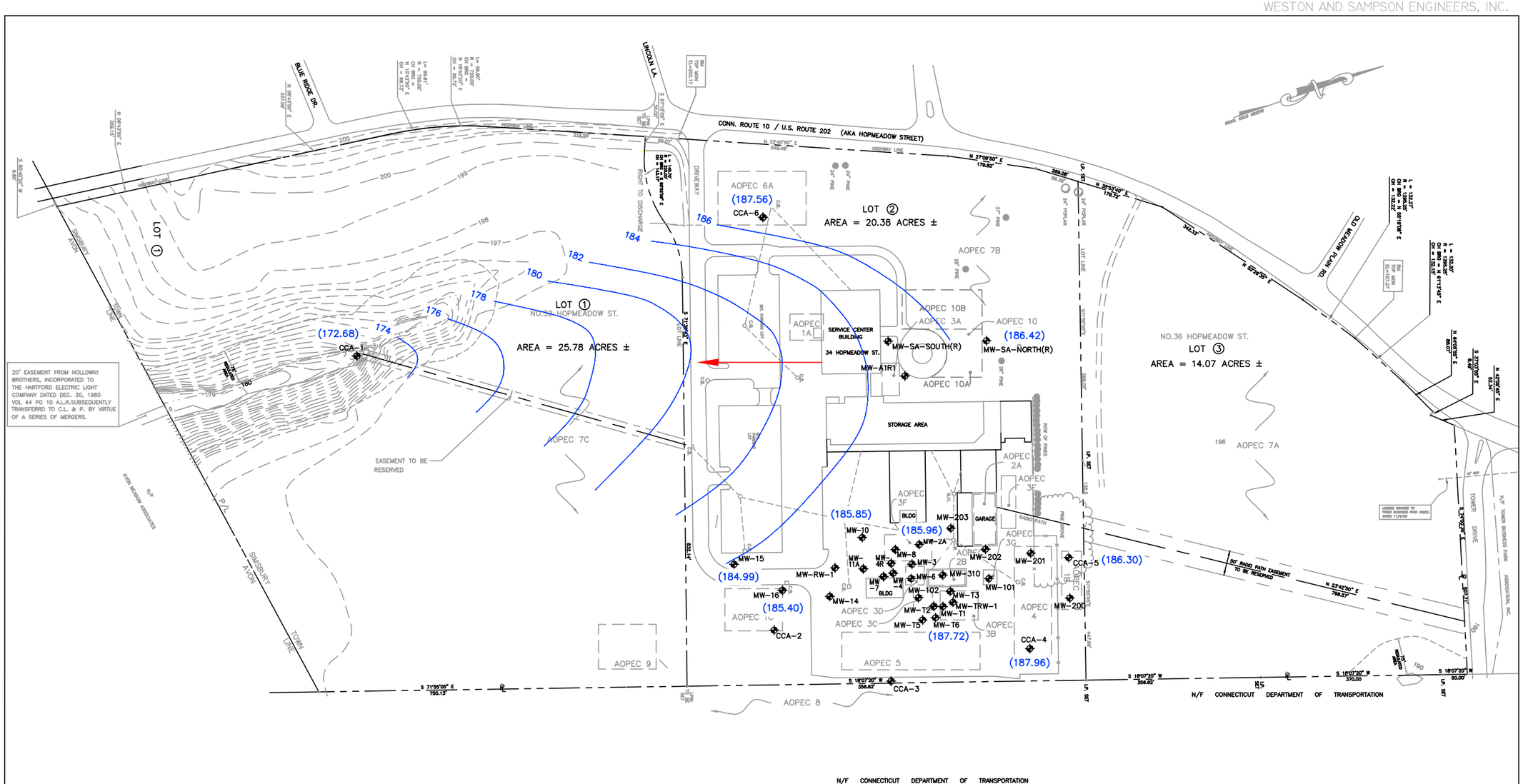

LEGEND

- GROUNDWATER ELEVATION CONTOUR LINE
- MONITORING WELL LOCATION
- (172.68) GROUNDWATER ELEVATION
- APPROXIMATE DIRECTION OF GROUNDWATER FLOW

0 200' 400'

FIGURE 9
EVERSOURCE ENERGY
FORMER SIMSBURY AREA WORK CENTER
SIMSBURY, CT
GROUNDWATER FLOW DIRECTION
DECEMBER 16, 2019

APRIL 2020

Weston & Sampson℠

R:\NUSCO\SIMSBURY AWC\NUSCO_SIMSBURY GW 2010

FIGURE 10
AOPEC #3B - Transformer Oil USTs
Apparent Product Thickness - MW-T3
Former Simsbury Area Work Center
Simsbury, CT

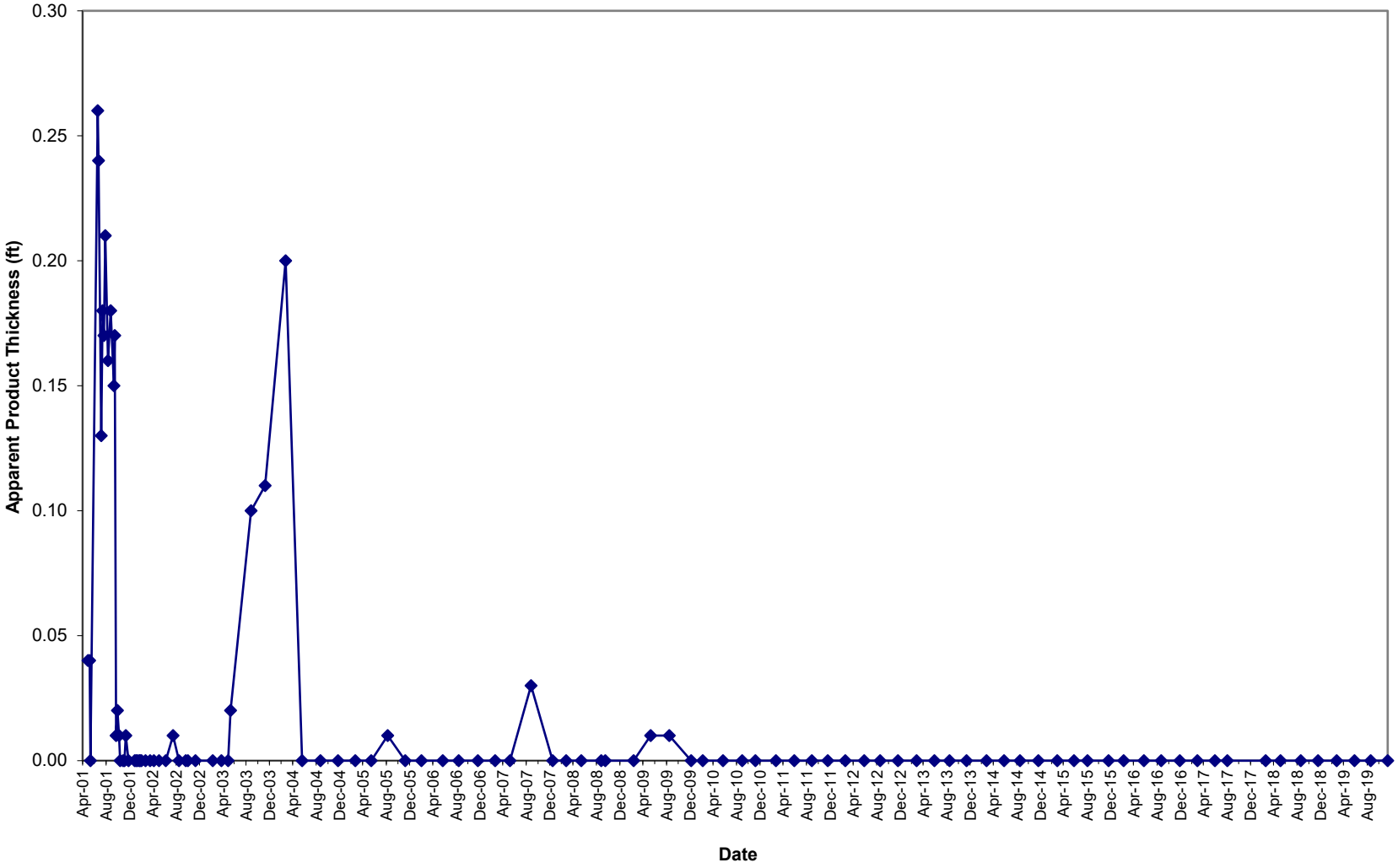

FIGURE 11
AOPEC #3B - Transformer Oil USTs
Apparent Product Thickness - TRW-1
Former Simsbury Area Work Center
Simsbury, CT

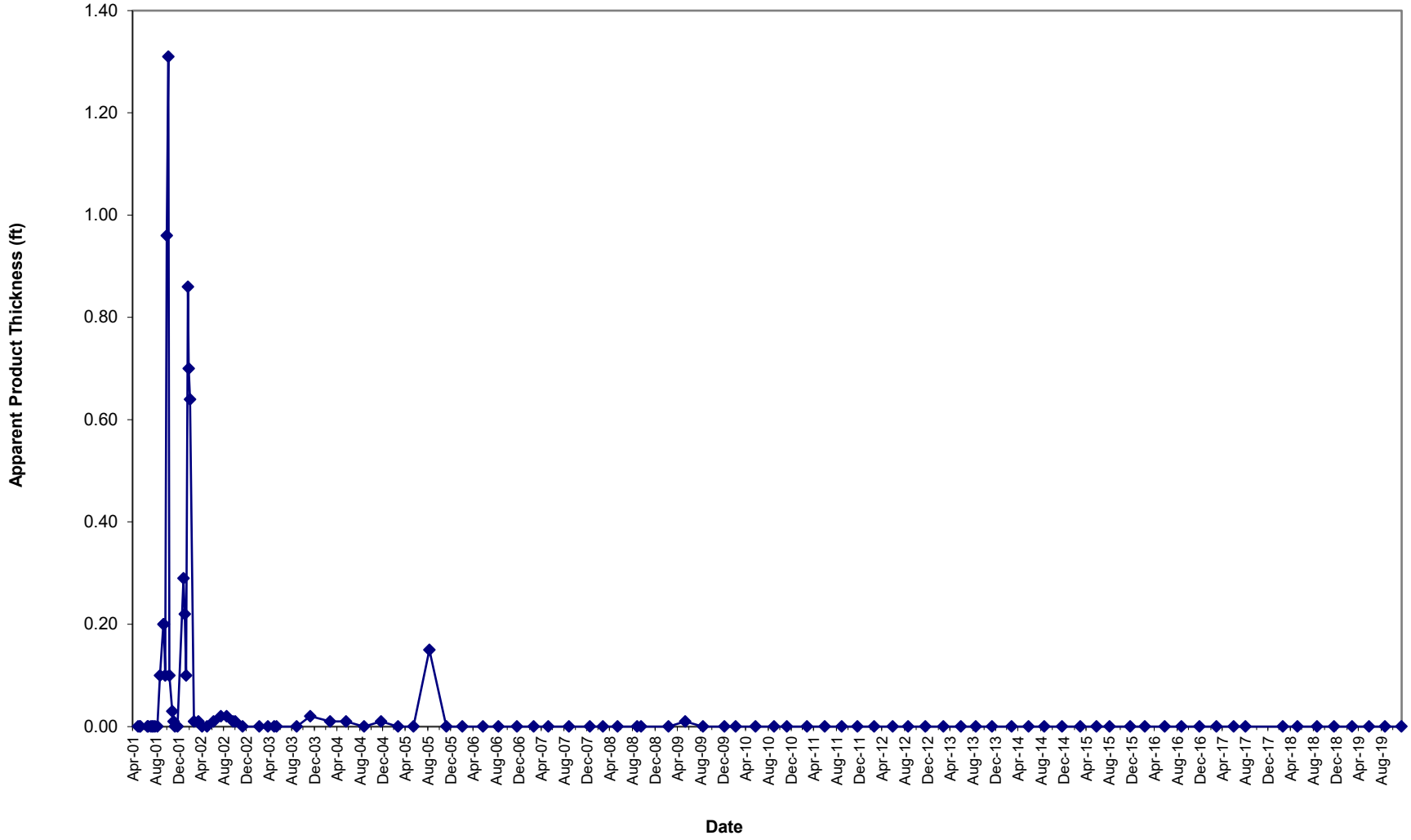

FIGURE 12
AOPEC #3B - Transformer Oil USTs
Product Recovery - TRW-1
Former Simsbury Area Work Center
Simsbury, CT

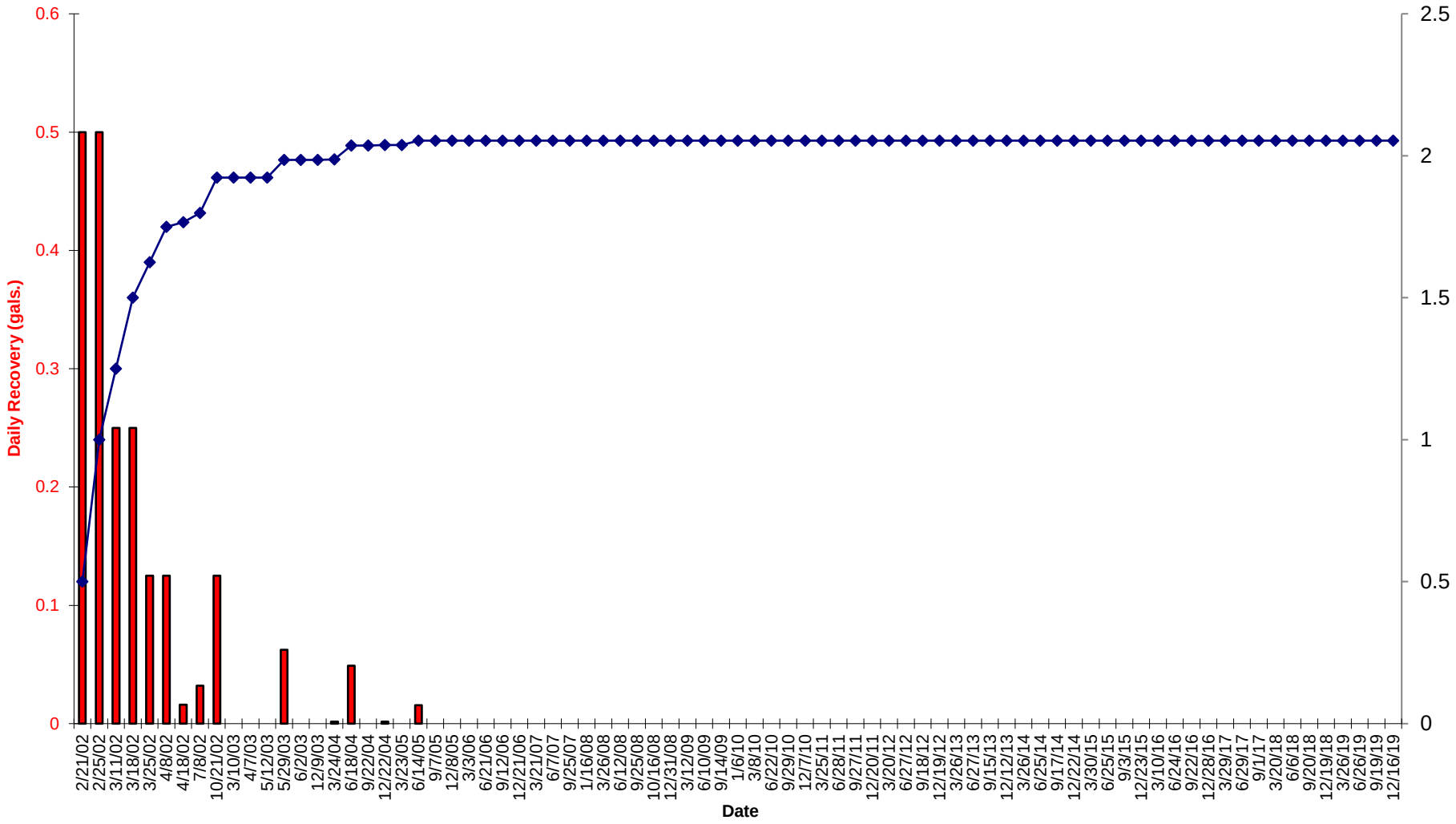

FIGURE 13
AOPEC #3F - Petroleum Fuel USTs
BTEX Concentrations - MW-4R
Former Simsbury Area Work Center
Simsbury, CT

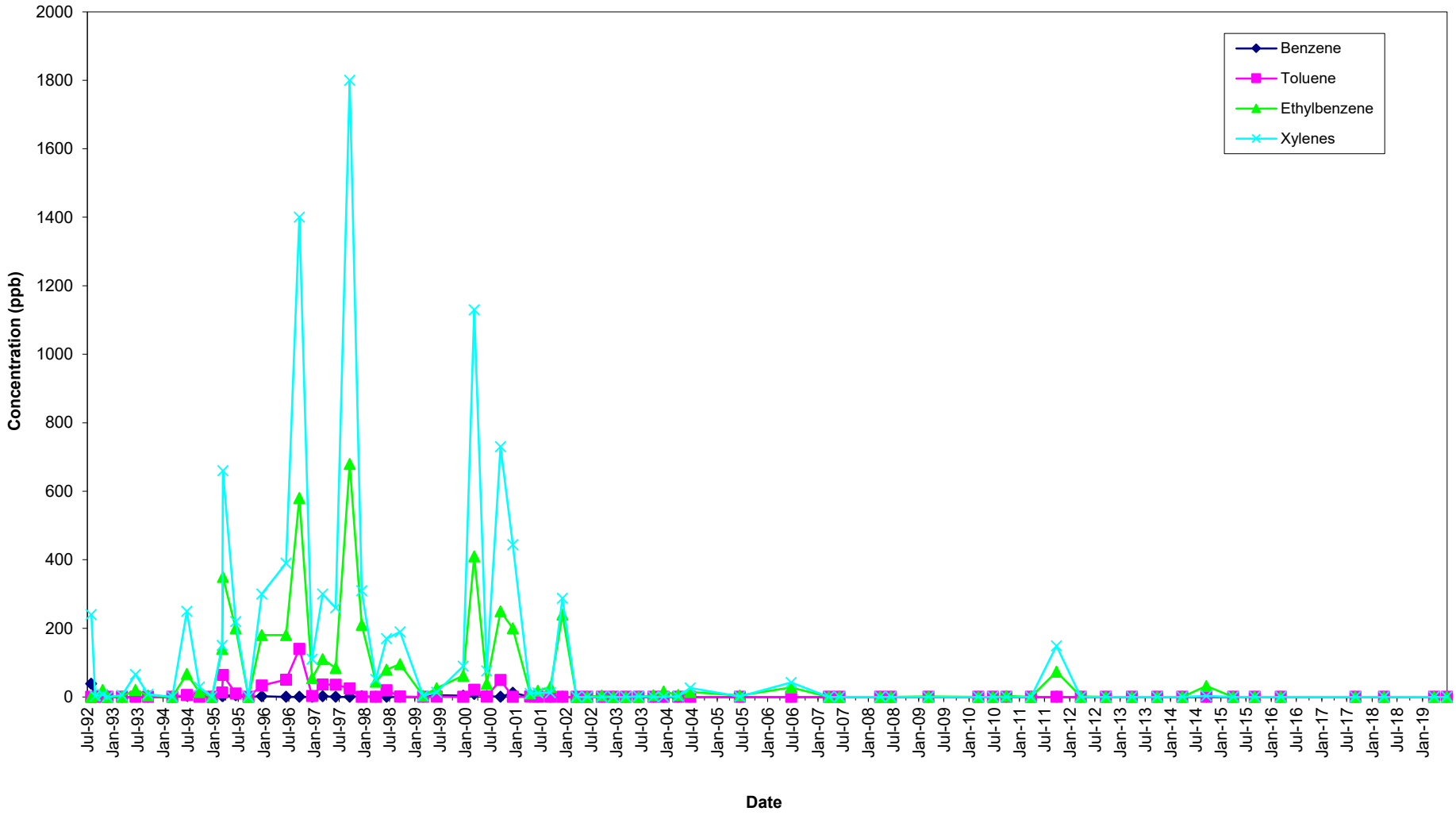

FIGURE 14
AOPEC #3F - Petroleum Fuel USTs
BTEX Concentrations - MW-11A
Former Simsbury Area Work Center
Simsbury, CT

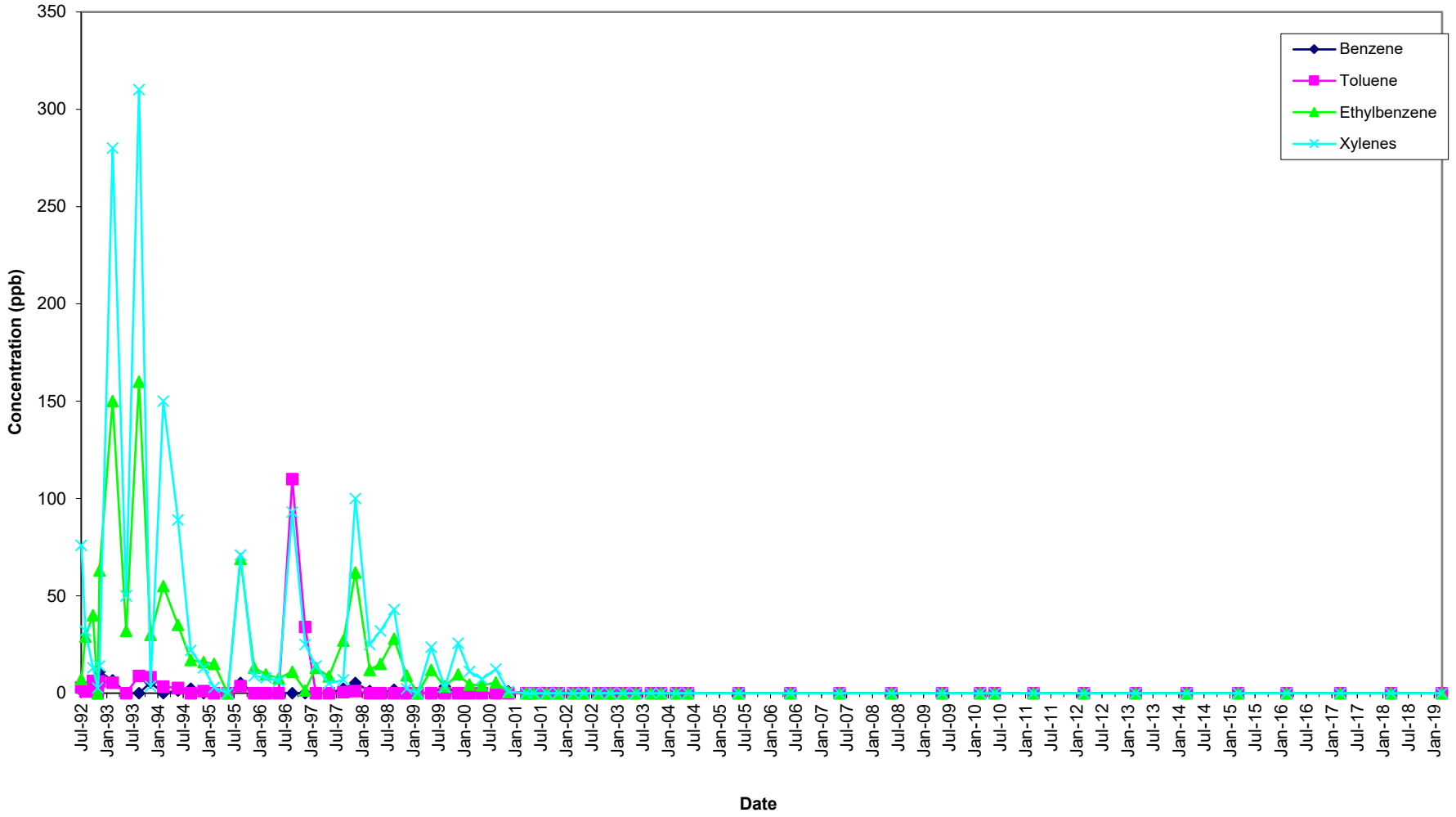

FIGURE 15
Proposed Project Schedule
Former Simsbury Area Work Center
Simsbury, CT



Actual dates and end points are estimated

TABLES

TABLE 1A
SUMMARY OF SOIL ANALYTICAL DATA - AOPEC #2B
FORMER SIMSBURY AREA WORK CENTER
SIMSBURY, CT

AOPEC #	REMEDIATION STANDARD REGULATION			2B								
SAMPLE ID				B-1	B-2	B-3	B-4	B-39	B-39A	B-39A	B-40	B-40
SAMPLE DEPTH (feet below ground surface)				8'-12'	4'-8'	8'-12'	8'-12'	4'-8'	8'-10'	10'-12'	4'-8'	8'-12'
DATE SAMPLED				9/10/01	9/10/01	9/10/01	9/10/01	9/12/01	7/26/19	7/26/19	9/12/01	9/12/01
WORK ORDER NO.	RES DEC	I/C DEC	GA PMC	01090351	01090351	01090351	01090351	01090427	19G1491	19G1491	01090548	01090548
PARAMETER (Units)												
Polychlorinated Biphenyls by EPA method 8082 (mg/kg)												
Total PCBs	1	10	--	NT	NT	NT	NT	BRL	NT	NT	NT	NT
Volatile Organic Compounds by EPA method 8260 (mg/kg)	CS	CS	CS	NT	NT	NT	NT	NT	NT	NT	NT	BRL
Extractable Total Petroleum Hydrocarbons by CT method (mg/kg)	500	2,500	500	BRL <50	BRL <50	1,900	BRL <50	BRL <50	BRL <10	16	NT	BRL <50
SPLP RCRA 8 Metals by EPA method 6010B/7470A (mg/l)												
Barium	--	--	1	NT	NT	NT	NT	NT	NT	NT	NT	NT
Total Solids (%)	NE	NE	NE	NT	NT	NT	NT	NT	96.9	93.6	NT	NT

AOPEC #	REMEDIATION STANDARD REGULATION			2B								
SAMPLE ID				B-41	B-41	B-43	B-43	B306	B307	B308	B309	DUP-1 / Duplicate of B309
SAMPLE DEPTH (feet below ground surface)				0'-4'	4'-8'	4'-8'	8'-12'	8'-10'	8'-10'	8'-10'	8'-10'	8'-10'
DATE SAMPLED				9/12/01	9/12/01	9/12/01	9/12/01	4/18/17	4/18/17	4/18/17	4/18/17	4/18/17
WORK ORDER NO.	RES DEC	I/C DEC	GA PMC	01090547	01090547	01090547	01090547	17D0785	17D0785	17D0785	17D0785	17D0785
PARAMETER (Units)												
Polychlorinated Biphenyls by EPA method 8082 (mg/kg)												
Total PCBs	1	10	--	NT	NT	BRL	NT	NT	NT	NT	NT	NT
Volatile Organic Compounds by EPA method 8260 (mg/kg)	CS	CS	CS	BRL	NT	BRL	NT	NT	NT	NT	NT	NT
Extractable Total Petroleum Hydrocarbons by CT method (mg/kg)	500	2,500	500	NT	140	BRL <50	NT	BRL <11	360	15	BRL <10	BRL <10
SPLP RCRA 8 Metals by EPA method 6010B/7470A (mg/l)												
Barium	--	--	1	NT	NT	NT	0.23	NT	NT	NT	NT	NT
Total Solids (%)	NE	NE	NE	NT	NT	NT	NT	95.0	97.5	95.9	97.9	98.1

AOPEC #	REMEDIATION STANDARD REGULATION			2B							
SAMPLE ID				B310	B-310A	B-310A	B-310A	B-310N	B-310N	B313	B316
SAMPLE DEPTH (feet below ground surface)				8'-10'	6'-8'	8'-10'	10'-12'	8'-10'	10'-12'	8'-10'	8'-10'
DATE SAMPLED				4/18/17	9/20/17	9/20/17	9/20/17	7/25/19	7/25/19	4/19/17	4/19/17
WORK ORDER NO.	RES DEC	I/C DEC	GA PMC	17D0785	17I0908 /17I1318	17I0908	17I0908	19G1432	19G1432	17D0857	17D0857
PARAMETER (Units)											
Polychlorinated Biphenyls by EPA method 8082 (mg/kg)											
Total PCBs	1	10	--	NT	BRL	NT	NT	NT	NT	BRL	BRL
Volatile Organic Compounds by EPA method 8260 (mg/kg)	CS	CS	CS	NT	NT	NT	NT	NT	NT	BRL	BRL
Extractable Total Petroleum Hydrocarbons by CT method (mg/kg)	500	2,500	500	17,000	670	110	29	BRL <10	98	BRL <11	BRL <11
SPLP RCRA 8 Metals by EPA method 6010B/7470A (mg/l)											
Barium	--	--	1	NT	NT	NT	NT	NT	NT	NT	NT
Total Solids (%)	NE	NE	NE	93.6	98.3	92.0	97.3	97.1	94.6	89.9	88.8

Notes:

-- = Not Applicable
mg/kg = milligrams per kilogram
mg/l = milligrams per liter
BRL = Below Laboratory Reporting Limits
NT = Not Tested
RES DEC = Residential Direct Exposure Criteria
I/C DEC = Industrial/Commercial Direct Exposure Criteria
GA PMC = Pollutant Mobility Criteria for GA Groundwater Areas

= exceeds one or more RSR Criteria

TABLE 1B
SUMMARY OF SOIL ANALYTICAL DATA - AOPEC #3B
FORMER SIMSBURY AREA WORK CENTER
SIMSBURY, CT

AOPEC #	REMEDIATION STANDARD REGULATION			3B											
SAMPLE ID				B-41	B-41	B-43	B-43	B325	DUP-2 / Duplicate of B325	B325A	B325A	B326	B326A	B326A
SAMPLE DEPTH (feet below ground surface)				0'-4'	4'-8'	4'-8'	8'-12'	8'-10'	8'-10'	10'-12'	12'-14'	6'-8'	8'-10'	10'-12'
DATE SAMPLED				9/12/01	9/12/01	9/12/01	9/12/01	4/20/17	4/20/17	7/25/19	7/25/19	4/20/17	7/25/19	7/25/19
WORK ORDER NO.	RES DEC	I/C DEC	GA PMC	01090547	01090547	01090547	01090547	17D0940	17D0940	19G1491	19G1491	17D0940	19G1491	19G1491
PARAMETER (Units)														
Polychlorinated Biphenyls by EPA method 8082 (mg/kg)														
Total PCBs	1	10	--	NT	NT	BRL	NT	BRL	BRL	NT	NT	BRL	NT	NT
Volatile Organic Compounds by EPA method 8260 (mg/kg)	CS	CS	CS	BRL	NT	BRL	NT	BRL	BRL	NT	NT	BRL	NT	NT
Semivolatile Organic Compounds by EPA method 8270 (mg/kg)	CS	CS	CS	NT	BRL	NT	NT	NT	NT	NT	NT	NT	NT	NT
Extractable Total Petroleum Hydrocarbons by CT method (mg/kg)	500	2,500	500	NT	**140**	BRL <50	NT	**26**	**61**	**30**	BRL <14	**45**	**18**	**700**
Total Metals by EPA method 6010B (mg/kg)														
Arsenic	10	10	--	NT	NT	NT	NT	BRL <3.3	**3.8**	NT	NT	BRL <2.9	NT	NT
Barium	4,700	140,000	--	NT	NT	NT	NT	**110**	**130**	NT	NT	**26**	NT	NT
Chromium	100	100	--	NT	NT	NT	NT	**16.0**	**18.0**	NT	NT	**6.0**	NT	NT
Lead	400	1,000	--	NT	NT	NT	NT	**8.6**	**8.7**	NT	NT	**4.5**	NT	NT
SPLP RCRA 8 Metals by EPA method 6010B/7470A (mg/l)														
Barium	--	--	1	NT	NT	NT	**0.23**	NT	NT	NT	NT	NT	NT	NT
Total Solids (%)	NE	NE	NE	NT	NT	NT	NT	75.7	78.4	75.3	72.2	86.1	88.9	86.6

AOPEC #	REMEDIATION STANDARD REGULATION			3B										
SAMPLE ID				B327	B327A	B327A	B328	B328A	B328A	B328E	B328E	B328S	B328S	B328W
SAMPLE DEPTH (feet below ground surface)				6'-8'	8'-10'	10'-12'	9'-11'	6'-8'	12'-14'	8'-10'	10'-12'	8'-10'	10'-12'	8'-10'
DATE SAMPLED				4/20/17	7/26/19	7/26/19	4/20/17	7/26/19	7/26/19	7/25/19	7/25/19	7/25/19	7/25/19	7/25/19
WORK ORDER NO.	RES DEC	I/C DEC	GA PMC	17D0940	19G1491	19G1491	17D0940	19G1491	19G1491	19G1432	19G1432	19G1432	19G1432	19G1432
PARAMETER (Units)														
Polychlorinated Biphenyls by EPA method 8082 (mg/kg)														
Total PCBs	1	10	--	BRL	NT	NT	BRL	NT	NT	NT	NT	NT	NT	NT
Volatile Organic Compounds by EPA method 8260 (mg/kg)	CS	CS	CS	BRL	NT	NT	BRL	NT	NT	NT	NT	NT	NT	NT
Semivolatile Organic Compounds by EPA method 8270 (mg/kg)	CS	CS	CS	NT	NT	NT	NT	NT	NT	NT	NT	NT	NT	NT
Extractable Total Petroleum Hydrocarbons by CT method (mg/kg)	500	2,500	500	**260**	**18**	**18**	**950**	**42**	BRL <14	BRL <11	**14**	BRL <10	**20**	BRL <10
Total Metals by EPA method 6010B (mg/kg)														
Arsenic	10	10	--	**3.0**	NT	NT	BRL <2.9	NT	NT	NT	NT	NT	NT	NT
Barium	4,700	140,000	--	**32**	NT	NT	**32**	NT	NT	NT	NT	NT	NT	NT
Chromium	100	100	--	**8.7**	NT	NT	**9.0**	NT	NT	NT	NT	NT	NT	NT
Lead	400	1,000	--	**10**	NT	NT	**2.5**	NT	NT	NT	NT	NT	NT	NT
SPLP RCRA 8 Metals by EPA method 6010B/7470A (mg/l)														
Barium	--	--	1	NT	NT	NT	NT	NT	NT	NT	NT	NT	NT	NT
Total Solids (%)	NE	NE	NE	89.1	85.9	87.4	84.7	97.0	72.4	94.1	92.1	97.3	90.7	96.2

AOPEC #	REMEDIATION STANDARD REGULATION			3B									
SAMPLE ID				B238W	B329	B329A	B329A	B330	B330A	B330A	B330W	B330W	B330W
SAMPLE DEPTH (feet below ground surface)				10'-12'	8'-10'	10'-12'	12'-14'	9'-11'	6'-8'	12'-14'	8'-10'	10'-12'	12'-14'
DATE SAMPLED				7/25/19	4/20/17	7/26/19	7/26/19	4/20/17	7/26/19	7/26/19	7/25/19	7/25/19	7/25/19
WORK ORDER NO.	RES DEC	I/C DEC	GA PMC	19G1432	17D0940	19G1491	19G1491	17D0940	19G1491	19G1491	19G1432	19G1432	19G1430
PARAMETER (Units)													
Polychlorinated Biphenyls by EPA method 8082 (mg/kg)													
Total PCBs	1	10	--	NT	BRL	NT	NT	BRL	NT	NT	NT	NT	NT
Volatile Organic Compounds by EPA method 8260 (mg/kg)	CS	CS	CS	NT	BRL	NT	NT	BRL	NT	NT	NT	NT	NT
Semivolatile Organic Compounds by EPA method 8270 (mg/kg)	CS	CS	CS	NT	NT	NT	NT	NT	NT	NT	NT	NT	NT
Extractable Total Petroleum Hydrocarbons by CT method (mg/kg)	500	2,500	500	BRL <11	**59**	**11,000**	**71**	**1,000**	**100**	**1,400**	**14,000**	**5,800**	**25**
Total Metals by EPA method 6010B (mg/kg)													
Arsenic	10	10	--	NT	BRL <2.8	NT	NT	BRL <2.8	NT	NT	NT	NT	NT
Barium	4,700	140,000	--	NT	**22**	NT	NT	**26**	NT	NT	NT	NT	NT
Chromium	100	100	--	NT	**5.5**	NT	NT	**7.7**	NT	NT	NT	NT	NT
Lead	400	1,000	--	NT	**3.8**	NT	NT	**4.1**	NT	NT	NT	NT	NT
SPLP RCRA 8 Metals by EPA method 6010B/7470A (mg/l)													
Barium	--	--	1	NT	NT	NT	NT	NT	NT	NT	NT	NT	NT
Total Solids (%)	NE	NE	NE	94.9	88.3	88.6	73.2	88.1	91.0	88.0	92.7	89.3	70.8

Notes:

-- = Not Applicable
mg/kg = milligrams per kilogram
mg/l = milligrams per liter
BRL = Below Laboratory Reporting Limits
NT = Not Tested
RES DEC = Residential Direct Exposure Criteria
I/C DEC = Industrial/Commercial Direct Exposure Criteria
GA PMC = Pollutant Mobility Criteria for GA Groundwater Areas

= exceeds one or more RSR Criteria

TABLE 1C
SUMMARY OF SOIL DATA - AOPEC #3C
FORMER SIMSBURY AREA ANALYTICAL WORK CENTER
SIMSBURY, CT

AOPEC #	REMEDIATION STANDARD REGULATION			3C		
SAMPLE ID				B-43	B-43	B-701[1]
SAMPLE DEPTH (feet below ground surface)				4'-8'	8'-12'	8'-10'
DATE SAMPLED				9/12/01	9/12/01	7/25/19
WORK ORDER NO.	RES DEC	I/C DEC	GA PMC	01090547	01090547	19G1432
PARAMETER (Units)						
Polychlorinated Biphenyls by EPA method 8082 (mg/kg)						
Total PCBs	1	10	--	BRL	NT	BRL
Volatile Organic Compounds by EPA method 8260 (mg/kg)	CS	CS	CS	BRL	NT	BRL
Semivolatile Organic Compounds by EPA method 8270 (mg/kg)	CS	CS	CS	NT	NT	BRL
Extractable Total Petroleum Hydrocarbons by CT method (mg/kg)	500	2,500	500	BRL <50	NT	BRL <10
Total Petroleum Hydrocarbons (TPH) by EPA method 8015C (mg/kg)						
TPH (C9-C36)	500	2,500	500	NT	NT	BRL <8.5
Total Metals by EPA method 6010B (mg/kg)						
Barium	4,700	140,000	--	NT	NT	**23**
Chromium	100	100	--	NT	NT	**4.1**
Lead	400	1,000	--	NT	NT	**2.3**
SPLP RCRA 8 Metals by EPA method 6010B/7470A (mg/l)						
Barium	--	--	1	NT	**0.23**	**0.230**
Chromium	--	--	0.05	NT	BRL <0.05	**0.0077**
Total Solids (%)	NE	NE	NE	NT	NT	97.3

Notes:

1. No petroleum detected therefore a fingerprint analysis was not performed.
-- = Not Applicable
mg/kg = milligrams per kilogram
mg/l = milligrams per liter
BRL = Below Laboratory Reporting Limits
NT = Not Tested
RES DEC = Residential Direct Exposure Criteria
I/C DEC = Industrial/Commercial Direct Exposure Criteria
GA PMC = Pollutant Mobility Criteria for GA Groundwater Areas

= exceeds one or more RSR Criteria

TABLE 1D
SUMMARY OF SOIL ANALYTICAL DATA - AOPEC #3F
FORMER SIMSBURY AREA WORK CENTER
SIMSBURY, CT

AOPEC #	REMEDIATION STANDARD REGULATION			3F									
SAMPLE ID				B-40	B-40	B319	B319A	B319A	B319W	B319W	B320	B320A	B320A
SAMPLE DEPTH (feet below ground surface)				4'-8'	8'-12'	8'-10'	12'-14'	14'-16'	10'-12'	12'-14'	9'-11'	12'-14'	14'-16'
DATE SAMPLED				9/12/01	9/12/01	4/19/17	7/26/19	7/26/19	7/25/19	7/25/19	4/19/17	7/26/19	7/26/19
WORK ORDER NO.	RES DEC	I/C DEC	GA PMC	01090548	01090548	17D0857	19G1491	19G1491	19G1432	19G1432	17D0857	19G1491	19G1491
PARAMETER (Units)													
Volatile Organic Compounds by EPA method 8260 (mg/kg)	CS	CS	CS	NT	BRL	BRL	NT	NT	NT	NT	BRL	NT	NT
Semivolatile Organic Compounds by EPA method 8270 (mg/kg)	CS	CS	CS	NT	NT	NT	NT	NT	NT	NT	NT	NT	NT
Extractable Total Petroleum Hydrocarbons by CT method (mg/kg)	500	2,500	500	NT	BRL <50	BRL <10	BRL <12	**100**	BRL <11	BRL <11	**150**	BRL <11	**100**
Total Metals by EPA method 6010B (mg/kg)													
Lead	400	1,000	--	NT	NT	NT	NT	NT	NT	NT	NT	NT	NT
Total Solids (%)	NE	NE	NE	NT	NT	96.4	86.8	92.0	93.9	89.8	95.0	91.4	89.5

AOPEC #	REMEDIATION STANDARD REGULATION			3F									
SAMPLE ID				B321	B322	B322A	B322A	B323	B324	B-608A	B-608B	B-608C	B-609A
SAMPLE DEPTH (feet below ground surface)				10'-12'	8'-10'	10'-12'	12'-14'	9'-11'	8'-10'	8'-10'	10'-12'	12'-14'	8'-10'
DATE SAMPLED				4/19/17	4/19/17	7/26/19	7/26/19	4/20/17	4/20/17	1/31/18	1/31/18	1/31/18	1/31/18
WORK ORDER NO.	RES DEC	I/C DEC	GA PMC	17D0857	17D0857	19G1491	19G1491	17D0940	17D0940	18B0026	18B0026	18B0026	18B0026
PARAMETER (Units)													
Volatile Organic Compounds by EPA method 8260 (mg/kg)	CS	CS	CS	BRL	BRL	NT	NT	BRL	BRL	NT	NT	NT	NT
Semivolatile Organic Compounds by EPA method 8270 (mg/kg)	CS	CS	CS	NT	NT	NT	NT	NT	NT	BRL	BRL	BRL	NT
Extractable Total Petroleum Hydrocarbons by CT method (mg/kg)	500	2,500	500	**760**	**17**	**79**	**11**	**150**	**210**	BRL <10	BRL <10	**54**	BRL<10
Total Metals by EPA method 6010B (mg/kg)													
Lead	400	1,000	--	NT	NT	NT	NT	NT	NT	**3.10**	**4.1**	**2.4**	NT
Total Solids (%)	NE	NE	NE	95.3	95.1	93.2	90.2	97.1	94.7	95.6	97.4	91.3	94.5

AOPEC #	REMEDIATION STANDARD REGULATION			3F									
SAMPLE ID				B-609B	B-609C	B-613A	B-613B	B-613C	B-610A	B-610B	B-610C	B-614A	B-614B
SAMPLE DEPTH (feet below ground surface)				10'-12'	12'-14'	8'-10'	10'-12'	12'-14'	8'-10'	10.0-12.0	12.0-14.0	8.0-10.0	10.0-12.0
DATE SAMPLED				1/31/18	1/31/18	1/31/18	1/31/18	1/31/18	1/31/18	1/31/18	1/31/18	1/31/18	1/31/18
WORK ORDER NO.	RES DEC	I/C DEC	GA PMC	18B0026	18B0026	18B0026	18B0026	18B0026	18B0026	18B0026	18B0026	18B0026	18B0026
PARAMETER (Units)													
Volatile Organic Compounds by EPA method 8260 (mg/kg)	CS	CS	CS	NT	NT	NT	NT	NT	NT	NT	NT	NT	NT
Semivolatile Organic Compounds by EPA method 8270 (mg/kg)	CS	CS	CS	NT	NT	NT	NT	NT	NT	NT	NT	NT	NT
Extractable Total Petroleum Hydrocarbons by CT method (mg/kg)	500	2,500	500	BRL <11	**13**	BRL <11	BRL <11	**2,000**	**210**	**12**	**130**	**370**	BRL <10
Total Metals by EPA method 6010B (mg/kg)													
Lead	400	1,000	--	NT	NT	NT	NT	NT	NT	NT	NT	NT	NT
Total Solids (%)	NE	NE	NE	92.7	84.4	94.1	93.7	92.4	97.0	95.8	90.4	95.4	95.6

AOPEC #	REMEDIATION STANDARD REGULATION			3F									
SAMPLE ID				B-614C	B-615A	B-615B	B-615C	B-616A	B-616B	B-616C	B-617A	B-617B	B-617C
SAMPLE DEPTH (feet below ground surface)				12.0-14.0	8.0-10.0	10.0-12.0	12.0-14.0	8.0-10.0	10.0-12.0	12.0-14.0	8.0-10.0	10.0-12.0	12.0-14.0
DATE SAMPLED				1/31/18	1/31/18	1/31/18	1/31/18	1/31/18	1/31/18	1/31/18	1/31/18	1/31/18	1/31/18
WORK ORDER NO.	RES DEC	I/C DEC	GA PMC	18B0026	18B0026	18B0026	18B0026	18B0026	18B0026	18B0026	18B0026	18B0026	18B0026
PARAMETER (Units)													
Volatile Organic Compounds by EPA method 8260 (mg/kg)	CS	CS	CS	NT	NT	NT	NT	NT	NT	NT	NT	NT	NT
Semivolatile Organic Compounds by EPA method 8270 (mg/kg)	CS	CS	CS	NT	NT	NT	NT	NT	NT	NT	NT	NT	NT
Extractable Total Petroleum Hydrocarbons by CT method (mg/kg)	500	2,500	500	**12**	**27**	**110**	BRL <10	**13**	**340**	BRL <10	**200**	BRL <10	**390**
Total Metals by EPA method 6010B (mg/kg)													
Lead	400	1,000	--	NT	NT	NT	NT	NT	NT	NT	NT	NT	NT
Total Solids (%)	NE	NE	NE	93.7	96.3	95.4	94.3	92.9	96.7	94.9	96.2	96.0	89.7

Notes:

-- = Not Applicable
mg/kg = milligrams per kilogram
BRL = Below Laboratory Reporting Limits
NT = Not Tested
RES DEC = Residential Direct Exposure Criteria
I/C DEC = Industrial/Commercial Direct Exposure Criteria
GA PMC = Pollutant Mobility Criteria for GA Groundwater Areas

= exceeds one or more RSR Criteria

TABLE 1E
SUMMARY OF SOIL ANALYTICAL DATA - AOPEC #3G
FORMER SIMSBURY AREA WORK CENTER
SIMSBURY, CT

AOPEC #	REMEDIATION STANDARD REGULATION			3G		
SAMPLE ID				B-45	B-45	B-702[1]
SAMPLE DEPTH (feet below ground surface)				4'-8'	8'-12'	9'-10'
DATE SAMPLED				9/12/01	9/12/01	7/25/19
WORK ORDER NO.	RES DEC	I/C DEC	GA PMC	01090548	01090548	19G1432
PARAMETER (Units)						
Polychlorinated Biphenyls by EPA method 8082 (mg/kg)						
Total PCBs	1	10	--	NT	BRL	BRL
Volatile Organic Compounds by EPA method 8260 (mg/kg)	CS	CS	CS	NT	BRL	BRL
Semivolatile Organic Compounds by EPA method 8270 (mg/kg)	CS	CS	CS	NT	BRL	BRL
Extractable Total Petroleum Hydrocarbons by CT method (mg/kg)	500	2,500	500	NT	BRL <50	BRL <11
Total Petroleum Hydrocarbons (TPH) by EPA method 8051C (mg/kg)			--			
TPH (C9-C36)	500	2,500	500	NT	NT	**9.9**
Total Metals by EPA method 6010B (mg/kg)						
Barium	4,700	140,000	--	NT	NT	**20**
Chromium	100	100	--	NT	NT	**10**
Lead	400	1,000	--	NT	NT	**3.4**
SPLP RCRA 8 Metals by EPA method 6010B/7470A (mg/l)						
Barium	--	--	1	**0.42**	NT	BRL <0.050
Total Solids (%)	NE	NE	NE	NT	NT	93.6

Notes:
1. Fingerprint results did not match any of the laboraotry reference standards for petroleum.

-- = Not Applicable
mg/kg = milligrams per kilogram
mg/l = milligrams per liter
BRL = Below Laboratory Reporting Limits
NT = Not Tested
RES DEC = Residential Direct Exposure Criteria
I/C DEC = Industrial/Commercial Direct Exposure Criteria
GA PMC = Pollutant Mobility Criteria for GA Groundwater Areas

= exceeds one or more RSR Criteria

TABLE 2A
SUMMARY OF GROUNDWATER ANALYTICAL DATA - AOPEC #1B
FORMER SIMSBURY AREA WORK CENTER
SIMSBURY, CT

AOPEC #	REMEDIATION STANDARD REGULATIONS [1]				1B															
SAMPLE ID					MW-200	MW-200	MW-200	MW-200	MW-200	MW-201	MW-201	MW-201	MW-201	MW-201	MW-CCA-5	MW-CCA-5	MW-CCA-5	MW-CCA-5	MW-CCA-5
DATE SAMPLED					3/30/18	6/7/18	9/21/18	12/20/18	3/27/19	3/28/18	6/6/18	9/20/18	12/19/18	6/26/19	3/30/18	6/7/18	9/21/18	12/20/18	3/27/19
WORK ORDER NO.	GWPC	SWPC	RES VOL.	I/C VOL.	18C1266	18F0389	18I1034	18L1024	19C1496	18C1119	18F0263	18I0925	18L0967	19F1471	18C1266	18F0389	18I1034	18L1024	19C1496
PARAMETER[2] (Units)																			
Polychlorinated Biphenyls by EPA method 8082 (ug/L)																			
Total PCBs	0.5	0.5	NE	NE	BRL	BRL	BRL	BRL	NT	BRL	BRL	BRL	BRL	NT	BRL	BRL	BRL	BRL	NT
Volatile Organic Compounds by EPA method 8260 (ug/L)	CS	CS	CS	CS	BRL	BRL	BRL	BRL	NT	BRL	BRL	BRL	BRL	NT	BRL	BRL	BRL	BRL	NT
Extractable Total Petroleum Hydrocarbons by CT method (mg/L)	0.25	0.25	NE	NE	BRL<0.073	BRL<0.072	**0.093**	**0.11**	BRL <0.15	**0.21**	**0.13**	**0.084**	**0.13**	BRL <0.14	**0.091**	**0.093**	**0.094**	**0.13**	BRL <0.15

NOTES:
1. Analytical results compared to Connecticut Remediation Standard Regulations (January 1996; revised June 27, 2013).
2. Only compounds that were detected are provided in this table. For a complete list of analytes refer to laboratory report.

mg/L = milligrams per liter
ug/L = micrograms per liter
BRL = below reporting limit
CS = compound specific
BOLD = compound detected at that concentration.
NT = not tested
BRL <# = Below Reporting Limit (Reporting Limit Provided)

GWPC = Groundwater Protection Criteria
SWPC = Surface Water Protection Criteria
RES VOL. = Residential Volatilization Critera
I/C VOL. = Industrial / Commercial Volatilization Critera
NE = not established by CT DEEP
-- = not applicable

= Exceeds GWPC
= Exceeds SWPC
= Exceeds GWPC and SWPC

Prepared by: AP
Reviewed by: JCW/LMY

TABLE 2B
SUMMARY OF GROUNDWATER ANALYTICAL DATA - AOPEC #1C
FORMER SIMSBURY AREA WORK CENTER
SIMSBURY, CT

AOPEC #	REMEDIATION STABRLARD REGULATIONS1				1C									
SAMPLE ID					MW-15	MW-15	MW-15	MW-15	MW-15	MW-16	DUP-1 (Duplicate of MW-16)	MW-16	DUP-1 (Duplicate of MW-16)	MW-16
DATE SAMPLED					3/30/18	6/6/18	9/20/18	12/19/18	3/26/19	3/28/18	3/28/18	6/6/18	6/6/18	9/20/18
WORK ORDER NO.	GWPC	SWPC	RES VOL.	I/C VOL.	18C1266	18F0263	18I0925	18L0967	19C1457	18C1119	18C1119	18F0263	18F0263	18I0925
PARAMETER[2] (Units)														
Polychlorinated Biphenyls by EPA method 8082 (ug/L)														
Total PCBs	0.5	0.5	NE	NE	BRL	BRL	BRL	BRL	NT	BRL	BRL	BRL	BRL	BRL
Volatile Organic Compounds by EPA method 8260 (ug/L)	CS	CS	CS	CS	BRL	BRL	BRL	BRL	NT	BRL	BRL	BRL	BRL	BRL
Extractable Total Petroleum Hydrocarbons by CT method (mg/L)	0.25	0.25	NE	NE	**0.10**	**0.14**	**0.12**	**0.16**	BRL <0.014	BRL<0.083	**0.078**	**0.11**	**0.099**	BRL<0.074

AOPEC #	REMEDIATION STABRLARD REGULATIONS1				1C								
SAMPLE ID					DUP-1 (Duplicate of MW-16)	MW-16	DUP-1 (Duplicate of MW-16)	MW-16	MW-CCA-2	MW-CCA-2	MW-CCA-2	MW-CCA-2	MW-CCA-2
DATE SAMPLED					9/20/18	12/19/18	12/19/18	3/26/19	3/28/18	6/6/18	9/20/18	12/19/18	3/27/19
WORK ORDER NO.	GWPC	SWPC	RES VOL.	I/C VOL.	18I0925	18L0967	18L0967	19C1457	18C1119	18F0263	18I0925	18L0967	19C1496
PARAMETER[2] (Units)													
Polychlorinated Biphenyls by EPA method 8082 (ug/L)													
Total PCBs	0.5	0.5	NE	NE	BRL	BRL	BRL	NT	BRL	BRL	BRL	BRL	NT
Volatile Organic Compounds by EPA method 8260 (ug/L)	CS	CS	CS	CS	BRL	BRL	BRL	NT	BRL	BRL	BRL	BRL	NT
Extractable Total Petroleum Hydrocarbons by CT method (mg/L)	0.25	0.25	NE	NE	BRL<0.076	**0.12**	**0.16**	BRL <0.15	BRL<0.075	BRL<0.075	**0.11**	**0.13**	BRL <0.15

NOTES:
1. Analytical results compared to Connecticut Remediation Standard Regulations (January 1996; revised June 27, 2013).
2. Only compounds that were detected are provided in this table. For a complete list of analytes refer to laboratory report.

mg/L = milligrams per liter
ug/L = micrograms per liter
BRL = below reporting limit
CS = compound specific
BOLD = compound detected at that concentration.
NT = not tested
BRL < # = Below Reporting Limit (Reporting Limite Provided)

GWPC = Groundwater Protection Criteria
SWPC = Surface Water Protection Criteria
RES VOL. = Residential Volatilization Critera
I/C VOL. = Industrial / Commercial Volatilization Critera
NE = not established by CT DEEP
-- = not applicable

= Exceeds GWPC
= Exceeds SWPC
= Exceeds GWPC aBRL SWPC

Prepared by: AP
Reviewed by: JCW/LMY

TABLE 2C
SUMMARY OF GROUNDWATER ANALYTICAL DATA - AOPEC #2A
FORMER SIMSBURY AREA WORK CENTER
SIMSBURY, CT

AOPEC #	REMEDIATION STANDARD REGULATIONS[1]				2A									
SAMPLE ID					MW-CCA-5	MW-CCA-5	MW-CCA-5	MW-CCA-5	MW-CCA-5	MW-202	MW-202	MW-202	MW-202	MW-202
DATE SAMPLED					3/30/18	6/7/18	9/21/18	12/20/18	3/27/19	3/28/18	6/6/18	9/21/18	12/19/18	3/26/19
WORK ORDER NO.	GWPC	SWPC	RES VOL.	I/C VOL.	18C1266	18F0389	18I1034	18L1024	19C1496	18C1119	18F0263	18I1034	18L0967	19C1457
PARAMETER[2] (Units)														
Polychlorinated Biphenyls by EPA method 8082 (ug/L)														
Total PCBs	0.5	0.5	NE	NE	BRL	BRL	BRL	BRL	NT	NA	BRL	NT	NT	NT
Extractable Total Petroleum Hydrocarbons by CT method (mg/L)	0.25	0.25	NE	NE	**0.091**	**0.093**	**0.094**	**0.13**	BRL <0.15	**0.30**	**0.25**	**0.14**	**0.16**	BRL <0.15

AOPEC #	REMEDIATION STANDARD REGULATIONS[1]				2A									
SAMPLE ID					MW-203	MW-203	MW-203	MW-203	MW-203	MW-203	DUP-1 / Duplicate of MW-203	MW-203	DUP-2 / Duplicate of MW-203	MW-203
DATE SAMPLED					3/28/18	6/6/18	9/21/18	12/19/18	3/26/19	6/26/19	6/26/19	9/19/19	9/19/19	12/16/19
WORK ORDER NO.	GWPC	SWPC	RES VOL.	I/C VOL.	18C1119	18F0263	18I1034	18L0967	19C1457	19F1471	19F1471	19I1044	19I1044	19L0801
PARAMETER[2] (Units)														
Polychlorinated Biphenyls by EPA method 8082 (ug/L)														
Total PCBs	0.5	0.5	NE	NE	BRL	NT	NT	NT	BRL	BRL	BRL	BRL	BRL	BRL
Extractable Total Petroleum Hydrocarbons by CT method (mg/L)	0.25	0.25	NE	NE	**0.22**	**0.14**	**0.14**	**0.23**	**0.22**	NT	NT	NT	NT	NT

NOTES:
1. Analytical results compared to Connecticut Remediation Standard Regulations (January 1996; revised June 27, 2013).
2. Only compounds that were detected are provided in this table. For a complete list of analytes refer to laboratory report.

mg/L = milligrams per liter
ug/L = micrograms per liter
BRL = below reporting limit
CS = compound specific
BOLD = compound detected at that concentration.
NT = not tested
BRL < # = Below Reporting Limit (Reporting Limite Provided)

GWPC = Groundwater Protection Criteria
SWPC = Surface Water Protection Criteria
RES VOL. = Residential Volatilization Critera
I/C VOL. = Industrial / Commercial Volatilization Critera
NE = not established by CT DEEP
-- = not applicable

= Exceeds GWPC
= Exceeds SWPC
= Exceeds GWPC and SWPC

Prepared by: AP
Reviewed by: JCW/LMY

TABLE 2D
SUMMARY OF GROUNDWATER ANALYTICAL DATA - AOPEC #2B
FORMER SIMSBURY AREA WORK CENTER
SIMSBURY, CT

AOPEC #	REMEDIATION STANDARD REGULATIONS [1]				2B						
SAMPLE ID					MW-6	MW-6	DUP-1 / Duplicate of MW-6	MW-310	MW-310	MW-T3	MW-T3
DATE SAMPLED					3/29/18	3/26/19	3/26/19	3/28/18	3/26/19	3/30/18	3/26/19
WORK ORDER NO.	GWPC	SWPC	RES VOL.	I/C VOL.	18C1185	19C1457	19C1457	18C1119	19C1457	18C1266	19C1457
PARAMETER[2] (Units)											
Polychlorinated Biphenyls by EPA method 8082 (ug/L)											
Total PCBs	0.5	0.5	NE	NE	BRL	NT	BRL	NT	NT	NT	NT
Extractable Total Petroleum Hydrocarbons by CT method (mg/L)	0.25	0.25	NE	NE	**0.15**	0.52	9.1	4.2	0.35	4.7	3.9

NOTES:
1. Analytical results compared to Connecticut Remediation Standard Regulations (January 1996; revised June 27, 2013).
2. Only compounds that were detected are provided in this table. For a complete list of analytes refer to laboratory report.

= Exceeds GWPC
= Exceeds SWPC
= Exceeds GWPC and SWPC

mg/L = milligrams per liter
ug/L = micrograms per liter
BRL = below reporting limit
CS = compound specific
BOLD = compound detected at that concentration.
NT = not tested
BRL < # = Below Reporting Limit (Reporting Limite Provided)

GWPC = Groundwater Protection Criteria
SWPC = Surface Water Protection Criteria
RES VOL. = Residential Volatilization Critera
I/C VOL. = Industrial / Commercial Volatilization Critera
NE = not established by CT DEEP
-- = not applicable

Prepared by: AP
Reviewed by: JCW/LMY

TABLE 2E
SUMMARY OF GROUNDWATER ANALYTICAL DATA - AOPEC #3A
FORMER SIMSBURY AREA WORK CENTER
SIMSBURY, CT

AOPEC #	REMEDIATION STANDARD REGULATIONS [1]				3A				
SAMPLE ID					MW-AIR-1	MW-AIR1	MW-AIR1	MW-AIR-1	MW-AIR-1
DATE SAMPLED					3/30/18	6/7/18	9/20/18	12/20/18	3/28/19
WORK ORDER NO.	GWPC	SWPC	RES VOL.	I/C VOL.	18C1266	18F0389	--	18L1024	19C1576
PARAMETER[2] (Units)									
Volatile Organic Compounds by EPA method 8260 (ug/L)	CS	CS	CS	CS	NT	NT	Well Dry	NT	NT
Semivolatile Organic Compounds by EPA method 8270 (ug/L)	CS	CS	--	--	BRL	BRL		BRL	NT
Polycyclic Aromatic Hydrovarbons by EPA method 8270 via SIM (ug/L)	CS	CS	--	--	NT	NT		NT	BRL
Extractable Total Petroleum Hydrocarbons by CT method (mg/L)	0.25	0.25	NE	NE	NT	NT		NT	NT

NOTES:
1. Analytical results compared to Connecticut Remediation Standard Regulations (January 1996; revised June 27, 2013).
2. Only compounds that were detected are provided in this table. For a complete list of analytes refer to laboratory report.

mg/L = milligrams per liter
ug/L = micrograms per liter
BRL = below reporting limit
CS = compound specific
BOLD = compound detected at that concentration.
NT = not tested
BRL <# = Below Reporting Limit (Reporting Limite Provided)

GWPC = Groundwater Protection Criteria
SWPC = Surface Water Protection Criteria
RES VOL. = Residential Volatilization Critera
I/C VOL. = Industrial / Commercial Volatilization Critera
NE = not established by CT DEEP
-- = not applicable

= Exceeds GWPC
= Exceeds SWPC
= Exceeds GWPC and SWPC

Prepared by: AP
Reviewed by: JCW/LMY

TABLE 2F
SUMMARY OF GROUNDWATER ANALYTICAL DATA - AOPEC #3B
FORMER SIMSBURY AREA WORK CENTER
SIMSBURY, CT

AOPEC #	REMEDIATION STABRILARD REGULATIONS [1]				3B													
SAMPLE ID					MW-6	MW-6	DUP-1 / Duplicate of MW-6	MW-T3	MW-T3	MW-T6	MW-T6	MW-TRW1	MW-TRW1	MW-CCA-4	MW-CCA-4	MW-CCA-4	MW-CCA-4
DATE SAMPLED					3/19/18	3/26/19	3/26/19	3/30/18	3/26/19	3/30/18	3/26/19	3/30/18	3/27/19	3/28/18	6/6/18	9/20/18	12/20/18
WORK ORDER NO.	GWPC	SWPC	RES VOL.	I/C VOL.	18C1185	19C1457	19C1457	18C1266	19C1457	18C1185	19C1457	18C1266	19C1498	18C1119	18F0283	18I0925	18I1024
PARAMETER[2] (Units)																	
Polychlorinated Biphenyls by EPA method 8082 (ug/L)																	
Total PCBs	0.5	0.5	NE	NE	BRL	NT	NT	NT	NT	BRL	NT	BRL	NT	BRL	BRL	NT	NT
Volatile Organic Compounds by EPA method 8260 (ug/L)	CS	CS	CS	CS	BRL	NT	NT	NT	NT	BRL	NT	BRL	NT	BRL	NT	NT	NT
Semivolatile Organic Compounds by EPA method 8270 (ug/L)	CS	CS	CS	CS	BRL	NT	NT	NT	NT	NT	NT	NT	NT	BRL	BRL	BRL	BRL
Extractable Total Petroleum HydrocarboNA by CT method (mg/L)	0.25	0.25	NE	NE	**0.15**	**0.52**	**9.1**	**4.7**	**3.9**	**0.13**	**0.17**	**1.2**	**0.67**	BRL <0.075	BRL <0.075	**0.081**	**0.11**
Total RCRA 8 Metals by EPA method 6010B (ug/L)																	
Chromium[3]	50	110	NE	NE	**5.9**	NT	NT	NT	NT	BRL<5.0	NT	BRL<5.0	NT	BRL<5.0	BRL<5.0	BRL<5.0	BRL<5.0

NOTES:
1. Analytical results compared to Connecticut Remediation Standard Regulations (January 1996; revised June 27, 2013).
2. Only compounds that were detected are provided in this table. For a complete list of analytes refer to laboratory report.
3. SWPC for chromium is based on the (more restrictive) hexavalent species (Cr^{+6})

mg/L = milligrams per liter
ug/L = micrograms per liter
BRL = below reporting limit
CS = compound specific
BOLD = compound detected at that concentration.
NT = not tested
BRL <# = Below Reporting Limit (Reporting Limite Provided)

GWPC = Groundwater Protection Criteria
SWPC = Surface Water Protection Criteria
RES VOL. = Residential Volatilization Critera
I/C VOL. = Industrial / Commercial Volatilization Critera
NE = not established by CT DEEP
-- = not applicable

= Exceeds GWPC
= Exceeds SWPC
= Exceeds GWPC and SWPC

Prepared by: AP
Reviewed by: JCW/LMY

TABLE 2G
SUMMARY OF GROUNDWATER ANALYTICAL DATA - AOPEC #3C
FORMER SIMSBURY AREA WORK CENTER
SIMSBURY, CT

AOPEC #	REMEDIATION STANDARD REGULATIONS [1]				3C
SAMPLE ID					MW-102
DATE SAMPLED					12/16/19
WORK ORDER NO.	GWPC	SWPC	RES VOL.	I/C VOL.	19L0801
PARAMETER[2] (Units)					
Polychlorinated Biphenyls by EPA method 8082 (ug/L)					
Total PCBs	0.5	0.5	NE	NE	BRL
Volatile Organic Compounds by EPA method 8260 (ug/L)					
Chloroform	6	14,100	287	710	**0.72**
Semivolatile Organic Compounds by EPA method 8270 (ug/L)	CS	CS	CS	CS	NT
Extractable Total Petroleum Hydrocarbons by CT method (mg/L)	0.25	0.25	NE	NE	**0.32**
Total RCRA 8 Metals by EPA method 6010B (ug/L)					
Barium	1,000	2,200	NE	NE	**100**
Chromium[3]	50	110	NE	NE	**2.9**

NOTES:
1. Analytical results compared to Connecticut Remediation Standard Regulations (January 1996; revised June 27, 2013).
2. Only compounds that were detected are provided in this table. For a complete list of analytes refer to laboratory report.
3. SWPC for chromium is based on the (more restrictive) hexavalent species (Cr^{+6})

mg/L = milligrams per liter
ug/L = micrograms per liter
BRL = below reporting limit
CS = compound specific
BOLD = compound detected at that concentration.
BRL <# = Below Reporting Limit (Reporting Limite Provided)
GWPC = Groundwater Protection Criteria
SWPC = Surface Water Protection Criteria
RES VOL. = Residential Volatilization Critera
I/C VOL. = Industrial / Commercial Volatilization Critera
NE = not established by CT DEEP
-- = not applicable

= Exceeds GWPC
= Exceeds SWPC
= Exceeds GWPC and SWPC

Prepared by: AP
Reviewed by: JCW/LMY

TABLE 2H
SUMMARY OF GROUNDWATER ANALYTICAL DATA - AOPEC #3D
FORMER SIMSBURY AREA WORK CENTER
SIMSBURY, CT

AOPEC #	REMEDIATION STANDARD REGULATIONS[1]				3D												
SAMPLE ID					MW-6	MW-6	DUP-1 / Duplicate of MW-6	MW-6	DUP-2 / Duplicate of MW-6	MW-6	DUP-1 / Duplicate of MW-6	MW-6	MW-4R	MW-4R	MW-4R	MW-4R	MW-4R
DATE SAMPLED					3/19/18	3/28/19	3/28/19	6/28/19	6/28/19	9/19/19	9/19/19	12/19/19	3/29/18	3/28/19	6/28/19	9/19/19	12/16/19
WORK ORDER NO.	GWPC	SWPC	RES VOL.	I/C VOL.	18C1185	19C1457	19C1457	19F1471	19F1471	19I1044	19I1044	19L0801	18C1185	19C1678	19F1471	--	--
PARAMETER[2] (Units)																	
Volatile Organic Compounds by EPA method 8260 (ug/L)	CS	CS	CS	CS	BRL	NT	NT	BRL	BRL	BRL	BRL	BRL	BRL	BRL	BRL	DRY	DRY
Semivolatile Organic Compounds by EPA method 8270 (ug/L)	CS	CS	--	-	BRL	NT	NT	BRL	BRL	NT	NT	NT	NT	NT	BRL		
Polycyclic Aromatic Hydrocarbons by EPA method 8270 via SIM (ug/L)	CS	CS	--	--	NT	BRL	BRL	NT	NT	BRL	BRL	BRL	NT	BRL	NT		
Extractable Total Petroleum Hydrocarbons by CT method (mg/L)	0.25	0.25	NE	NE	**0.15**	**0.52**	**0.1**	**1.2**	**1.2**	**0.19**	**0.19**	**0.15**	**0.17**	**0.28**	**0.16**		

NOTES:
1. Analytical results compared to Connecticut Remediation Standard Regulations (January 1996; revised June 27, 2013).
2. Only compounds that were detected are provided in this table. For a complete list of analytes refer to laboratory report.

mg/L = milligrams per liter
ug/L = micrograms per liter
BRL = below reporting limit
CS = compound specific
BOLD = compound detected at that concentration.
NT = not tested
BRL < # = Below Reporting Limit (Reporting Limite Provided)

GWPC = Groundwater Protection Criteria
SWPC = Surface Water Protection Criteria
RES VOL. = Residential Volatilization Critera
I/C VOL. = Industrial / Commercial Volatilization Critera
NE = not established by CT DEEP
-- = not applicable

= Exceeds GWPC
= Exceeds SWPC
= Exceeds GWPC and SWPC

Prepared by: AP
Reviewed by: JCW/LMY

TABLE 2I
SUMMARY OF GROUNDWATER ANALYTICAL DATA - AOPEC #3F
FORMER SIMSBURY AREA WORK CENTER
SIMSBURY, CT

AOPEC #	REMEDIATION STANDARD REGULATIONS [1]				3F								
SAMPLE ID					MW-2A	MW-2A	MW-4R	MW-4R	MW-10	MW-10	DUP-2 / Duplicate of MW-10	MW-11A	MW-11A
DATE SAMPLED					3/28/18	3/26/19	3/29/18	3/28/19	3/29/18	3/26/19	3/26/19	3/28/18	3/27/19
WORK ORDER NO.	GWPC	SWPC	RES VOL.	I/C VOL.	18C1119	19C1457	18C1185	19C1576	18C1185	19C1457	19C1457	18C1185	19C1496
PARAMETER[2] (Units)													
Volatile Organic Compounds by EPA method 8260 (ug/L)													
Chloroform	6	14,100	NE	NE	BRL<0.50	BRL<0.50	BRL<0.50	BRL<0.50	**0.75**	BRL<0.50	BRL<0.50	BRL<0.50	BRL<0.50
Polycyclic Aromatic Hydrocarbons by EPA method 8270 via SIM (ug/L)	CS	CS	--	--	NT	BRL	NT	BRL	NT	BRL	NT	NT	BRL
Extractable Total Petroleum Hydrocarbons by CT method (mg/L)	0.25	0.25	NE	NE	**0.38**	BRL <0.14	**0.17**	**0.26**	**0.15**	**0.37**	NT	**0.17**	**0.30**
Total Lead by EPA method 6020B (ug/L)	0.25	0.25	NE	NE	NT	BRL <1.0	NT	BRL <1.0	NT	BRL <1.0	NT	NT	BRL <1.0

NOTES:
1. Analytical results compared to Connecticut Remediation Standard RegulatioNA (January 1996; revised June 27, 2013).
2. Only compounds that were detected are provided in this table. For a complete list of analytes refer to laboratory report.

mg/L = milligrams per liter
ug/L = micrograms per liter
BRL = below reporting limit
CS = compound specific
BOLD = compound detected at that concentration.
NT = not tested
BRL <# = Below Reporting Limit (Reporting Limite Provided)

GWPC = Groudwater Protection Criteria
SWPC = Surface Water Protection Criteria
RES VOL. = Residential Volatilization Critera
I/C VOL. = Industrial / Commercial Volatilization Critera
NE = not established by CT DEEP
-- = not applicable

= Exceeds GWPC
= Exceeds SWPC
= Exceeds GWPC and SWPC

Prepared by: AP
Reviewed by: JCW/LMY

TABLE 2J
SUMMARY OF GROUNDWATER ANALYTICAL DATA - AOPEC #3G
FORMER SIMSBURY AREA WORK CENTER
SIMSBURY, CT

AOPEC #	REMEDIATION STANDARD REGULATIONS [1]				3G
SAMPLE ID					MW-101
DATE SAMPLED					9/19/19
WORK ORDER NO.	GWPC	SWPC	RES VOL.	I/C VOL.	19I1044
PARAMETER[2] (Units)					
Polychlorinated Biphenyls by EPA method 8082 (ug/L)					
Total PCBs	0.5	0.5	NE	NE	BRL
Volatile Organic Compounds by EPA method 8260 (ug/L)					
2-Butanone (MEK)	400	10,000	50,000	50,000	**8.6**
Extractable Total Petroleum Hydrocarbons by CT method (mg/L)	0.25	0.25	NE	NE	**0.30**
Total RCRA 8 Metals by EPA method 6010B (ug/L)					
Barium	1,000	2,200	NE	NE	**22**
Chromium[3]	50	110	NE	NE	**1.5**
Lead	15	13	NE	NE	**0.72**

NOTES:
1. Analytical results compared to Connecticut Remediation Standard Regulations (January 1996; revised June 27, 2013).
2. Only compounds that were detected are provided in this table. For a complete list of analytes refer to laboratory report.
3. SWPC for chromium is based on the (more restrictive) hexavalent species (Cr^{+6})

mg/L = milligrams per liter
ug/L = micrograms per liter
BRL = below reporting limit
CS = compound specific
BOLD = compound detected at that concentration.
BRL <# = Below Reporting Limit (Reporting Limite Provided)
GWPC = Groundwater Protection Criteria
SWPC = Surface Water Protection Criteria
RES VOL. = Residential Volatilization Critera
I/C VOL. = Industrial / Commercial Volatilization Critera
NE = not established by CT DEEP
-- = not applicable

= Exceeds GWPC
= Exceeds SWPC
= Exceeds GWPC and SWPC

Prepared by: AP
Reviewed by: JCW/LMY

TABLE 2K
SUMMARY OF GROUNDWATER ANALYTICAL DATA - AOPEC #4
FORMER SIMSBURY AREA WORK CENTER
SIMSBURY, CT

AOPEC #	REMEDIATION STANDARD REGULATIONS [1]				#4								
SAMPLE ID					MW-201	MW-201	MW-201	MW-201	MW-203	MW-203	MW-203	MW-203	MW-203
DATE SAMPLED					3/28/18	6/6/18	9/20/18	12/19/18	3/28/18	6/6/18	9/21/18	12/19/18	3/26/19
WORK ORDER NO.	GWPC	SWPC	RES VOL.	I/C VOL.	18C1119	18F0263	18I0925	18L0967	18C1119	18F0263	18I1034	18L0967	19C1457
PARAMETER (Units)													
Polychlorinated Biphenyls by EPA method 8082 (ug/L)													
Total PCBs	0.5	0.5	NE	NE	BRL	BRL	BRL	BRL	BRL	NT	NT	NT	BRL
Extractable Total Petroleum Hydrocarbons by CT method (mg/L)	0.25	0.25	NE	NE	**0.21**	**0.13**	**0.084**	**0.13**	**0.22**	**0.14**	**0.14**	**0.23**	**0.22**

AOPEC #	REMEDIATION STANDARD REGULATIONS [1]				#4								
SAMPLE ID					MW-CCA-4	MW-CCA-4	MW-CCA-4	MW-CCA-4	MW-CCA-5	MW-CCA-5	MW-CCA-5	MW-CCA-5	MW-CCA-5
DATE SAMPLED					3/28/18	6/6/18	9/20/18	12/20/18	3/30/18	6/7/18	9/21/18	12/20/18	3/27/19
WORK ORDER NO.	GWPC	SWPC	RES VOL.	I/C VOL.	18C1119	18F0263	18I0925	18L1024	18C1266	18F0389	18I1034	18L1024	19C1496
PARAMETER (Units)													
Polychlorinated Biphenyls by EPA method 8082 (ug/L)													
Total PCBs	0.5	0.5	NE	NE	BRL	NT	NT	NT	BRL	BRL	BRL	BRL	NT
Extractable Total Petroleum Hydrocarbons by CT method (mg/L)	0.25	0.25	NE	NE	BRL<0.075	BRL<0.075	**0.081**	**0.11**	**0.091**	**0.093**	**0.094**	**0.13**	BRL <0.15

NOTES:
1. Analytical results compared to Connecticut Remediation Standard Regulations (January 1996; revised June 27, 2013).
2. Only compounds that were detected are provided in this table. For a complete list of analytes refer to laboratory report.

mg/L = milligrams per liter
ug/L = micrograms per liter
BRL = below reporting limit
CS = compound specific
BOLD = compound detected at that concentration.
NT = not tested
BRL <# = Below Reporting Limit (Reporting Limit Provided)

GWPC = Groundwater Protection Criteria
SWPC = Surface Water Protection Criteria
RES VOL. = Residential Volatilization Critera
I/C VOL. = Industrial / Commercial Volatilization Critera
NE = not established by CT DEEP
-- = not applicable

= Exceeds GWPC
= Exceeds SWPC
= Exceeds GWPC and SWPC

Prepared by: AP
Reviewed by: JCW/LMY

TABLE 2L
SUMMARY OF GROUNDWATER ANALYTICAL DATA - AOPEC #5
FORMER SIMSBURY AREA WORK CENTER
SIMSBURY, CT

AOPEC #	REMEDIATION STANDARD REGULATIONS [1]				5								
SAMPLE ID					MW-16	DUP-1 (Duplicate of MW-16)	MW-16	DUP-1 (Duplicate of MW-16)	MW-16	DUP-1 (Duplicate of MW-16)	MW-16	DUP-1 (Duplicate of MW-16)	MW-16
DATE SAMPLED					3/28/18	3/28/18	6/6/18	6/6/18	9/20/18	9/20/18	12/18/18	12/18/18	3/26/19
WORK ORDER NO.	GWPC	SWPC	RES VOL.	I/C VOL.	18C1119	18C1119	18F0263	18F0263	18I0925	18I0925	18L0967	18L0967	19C1457
PARAMETER[2] (Units)													
Semivolatile Organic Compounds by EPA method 8270 (ug/L)													
Benzo(b)fluoranthene (SIM)	0.08	0.3	NE	NE	**0.098**	BRL<0.049	BRL<0.048	BRL<0.050	BRL<0.048	BRL<0.051	BRL<0.050	BRL<0.051	BRL <0.048
Extractable Total Petroleum Hydrocarbons by CT method (mg/L)	0.25	0.25	NE	NE	BRL<0.083	**0.078**	**0.11**	**0.099**	BRL<0.074	BRL<0.076	**0.12**	**0.16**	BRL <0.15
Total RCRA 8 Metals by EPA method 6010B (ug/L)													
Barium	1,000	NE	NE	NE	BRL<50	BRL<50	BRL<50	BRL<50	BRL<50	BRL<50	BRL<50	BRL<50	NT
Total Copper (ug/L)	1,300	48	NE	NE	BRL<25	BRL<25	BRL<25	BRL<25	BRL<25	BRL<25	BRL<25	BRL<25	NT
Hexavalent Chromium (mg/L)	NE	110	NE	NE	BRL<0	BRL<0	BRL<0	BRL<0	BRL<0	BRL<0	BRL<0	BRL<0	NT
Trivalent Chromium (mg/L)	NE	1,200	NE	NE	BRL<0.0040	BRL<0.0040	BRL<0.0040	BRL<0.0040	BRL<0.0040	BRL<0.0040	BRL<0.0040	BRL<0.0040	NT

AOPEC #	REMEDIATION STANDARD REGULATIONS [1]				5								
SAMPLE ID					MW-16	MW-16	MW-16	MW-CCA-3	MW-CCA-3	MW-CCA-3	MW-CCA-3	MW-CCA-3	MW-CCA-3
DATE SAMPLED					6/26/19	9/19/19	12/16/19	3/28/18	6/6/18	9/20/18	12/20/18	3/26/19	6/26/19
WORK ORDER NO.	GWPC	SWPC	RES VOL.	I/C VOL.	19F1471	19I1044	19L0801	18C1119	18F0263	--	18I1024	19C1457	19F1471
PARAMETER[2] (Units)													
Semivolatile Organic Compounds by EPA method 8270 (ug/L)													
Benzo(b)fluoranthene (SIM)	0.08	0.3	NE	NE	BRL<0.050	BRL <0.048	BRL<0.050	BRL<0.048	BRL<0.048	WELL DRY	BRL<0.048	BRL<0.056	BRL<0.050
Extractable Total Petroleum Hydrocarbons by CT method (mg/L)	0.25	0.25	NE	NE	BRL <0.14	**0.16**	BRL <0.15	<0.075	<0.075		**0.14**	BRL <0.17	BRL <0.14
Total RCRA 8 Metals by EPA method 6010B (ug/L)													
Barium	1,000	NE	NE	NE	NT	NT	NT	**130**	**150**		**150**	NT	NT
Total Copper (ug/L)	1,300	48	NE	NE	NT	NT	NT	BRL<25	BRL<25		BRL<25	NT	NT
Hexavalent Chromium (mg/L)	NE	110	NE	NE	NT	NT	NT	BRL<0	BRL<0		BRL<0	NT	NT
Trivalent Chromium (mg/L)	NE	1,200	NE	NE	NT	NT	NT	BRL<0.0040	BRL<0.0040		BRL<0.0040	NT	NT

AOPEC #	REMEDIATION STANDARD REGULATIONS [1]				5								
SAMPLE ID					MW-CCA-3	MW-CCA-3	MW-CCA-4	MW-CCA-4	MW-CCA-4	MW-CCA-4	MW-CCA-4	MW-CCA-4	MW-CCA-4
DATE SAMPLED					9/19/19	12/16/19	3/28/18	6/6/18	9/20/18	12/20/18	6/26/19	9/19/19	12/16/19
WORK ORDER NO.	GWPC	SWPC	RES VOL.	I/C VOL.	--	--	18C1119	18F0263	18I0925	18I1024	19F1471	19I1044	19L0801
PARAMETER[2] (Units)													
Semivolatile Organic Compounds by EPA method 8270 (ug/L)													
Benzo(b)fluoranthene (SIM)	0.08	0.3	NE	NE	WELL DRY	WELL DRY	BRL<0.049	BRL<0.048	BRL<0.051	BRL<0.049	BRL<0.050	BRL<0.048	BRL<0.050
Extractable Total Petroleum Hydrocarbons by CT method (mg/L)	0.25	0.25	NE	NE			<0.075	<0.075	**0.081**	**0.11**	**0.19**	BRL <0.15	BRL <0.15
Total RCRA 8 Metals by EPA method 6010B (ug/L)													
Barium	1,000	NE	NE	NE			BRL<50	BRL<50	BRL<50	BRL<50	NT	NT	NT
Total Copper (ug/L)	1,300	48	NE	NE			BRL<25	BRL<25	BRL<25	BRL<25	NT	NT	NT
Hexavalent Chromium (mg/L)	NE	110	NE	NE			BRL<0	BRL<0	BRL<0	BRL<0	NT	NT	NT
Trivalent Chromium (mg/L)	NE	1,200	NE	NE			BRL<0.0040	BRL<0.0040	BRL<0.0040	BRL<0.0040	NT	NT	NT

NOTES:
1. Analytical results compared to Connecticut Remediation Standard Regulations (January 1996; revised June 27, 2013).
2. Only compounds that were detected are provided in this table. For a complete list of analytes refer to laboratory report.

mg/L = milligrams per liter
ug/L = micrograms per liter
BRL = below reporting limit
CS = compound specific
BOLD = compound detected at that concentration.
NT = not tested
BRL <# = Below Reporting Limit (Reporting Limit Provided)

GWPC = Groundwater Protection Criteria
SWPC = Surface Water Protection Criteria
RES VOL. = Residential Volatilization Critera
I/C VOL. = Industrial / Commercial Volatilization Critera
NE = not established by CT DEEP
-- = not applicable

= Exceeds GWPC
= Exceeds SWPC
= Exceeds GWPC and SWPC

Prepared by: AP
Reviewed by: JCW/LMY

TABLE 2M
SUMMARY OF GROUNDWATER ANALYTICAL DATA - AOPEC #6B
FORMER SIMSBURY AREA WORK CENTER
SIMSBURY, CT

AOPEC #	REMEDIATION STANDARD REGULATIONS [1]				6B				
SAMPLE ID					MW-CCA-1	MW-CCA-1	MW-CCA-1	MW-CCA-1	MW-CCA-1
DATE SAMPLED					3/29/17	7/5/17	9/1/17	12/28/17	3/28/19
WORK ORDER NO.	GWPC	SWPC	RES VOL.	I/C VOL.	17C1117	17G0098	17I0066	17L1201	19C1576
PARAMETER[2] (Units)									
Polychlorinated Biphenyls by EPA method 8082 (ug/L)									
Total PCBs	0.5	0.5	NE	NE	NT	NT	NT	NT	BRL
Volatile Organic Compounds by EPA method 8260 (ug/L)	CS	CS	CS	CS	BRL	BRL	BRL	BRL	NT
Extractable Total Petroleum Hydrocarbons by CT method (mg/L)	0.25	0.25	NE	NE	**0.13**	BRL<0.075	BRL<0.075	BRL<0.075	NT
Total RCRA 8 Metals by EPA method 6010B (ug/L)									
Barium	1,000	NE	NE	NE	BRL <50	**74**	**79**	**67**	NT

NOTES:
1. Analytical results compared to Connecticut Remediation Standard Regulations (January 1996; revised June 27, 2013).
2. Only compounds that were detected are provided in this table. For a complete list of analytes refer to laboratory report.

mg/L = milligrams per liter
ug/L = micrograms per liter
BRL = below reporting limit
CS = compound specific
BOLD = compound detected at that concentration.
BRL <# = Below Reporting Limit (Reporting Limite Provided)
NT = Not Tested
GWPC = Groundwater Protection Criteria
SWPC = Surface Water Protection Criteria
RES VOL. = Residential Volatilization Critera
I/C VOL. = Industrial / Commercial Volatilization Critera
NE = not established by CT DEEP
-- = not applicable

= Exceeds GWPC
= Exceeds SWPC
= Exceeds GWPC and SWPC

Prepared by: AP
Reviewed by: JCW/LMY

TABLE 3
Groundwater Elevations - 2019
Former Simsbury Area Work Center
Simsbury, Connecticut

Well ID	Monitoring Well Top of Casing Elevation (ft)	Depth to Water (ft) 3/26/2019	Water Surface Elevation (ft) 3/26/2018	Depth to Water (ft) 6/26/2019	Water Surface Elevation (ft) 6/26/2019	Depth to Water (ft) 9/19/019	Water Surface Elevation (ft) 919/2019	Depth to Water (ft) 12/16/2019	Water Surface Elevation (ft) 12/16/2019
MW-2A	198.56	9.87	188.69	--	--	12.75	185.81	12.60	185.96
MW-4R	197.26	8.65	188.61	8.90	188.36	DRY	--	DRY	--
MW - 6	197.37	8.60	188.77	9.20	188.17	11.51	185.86	11.40	185.97
MW-8	198.54	10.00	188.54	--	--	DRY	--	DRY	--
MW-10	197.83	9.30	188.53	--	--	12.00	185.83	11.98	185.85
MW-11A	196.08	8.11	187.97	--	--	10.90	185.18	10.77	185.31
MW-15	197.77	10.44	187.33	--	--	12.85	184.92	12.78	184.99
MW-16	197.20	9.25	187.95	9.30	187.90	11.90	185.30	11.80	185.40
RW-1	195.88	NM	--	--	--	11.05	184.83	10.90	184.98
MW-T1	196.42	7.15	189.27	--	--	10.35	186.07	10.28	186.14
MW-T2	196.39	7.23	189.16	--	--	8.70	187.69	8.58	187.81
MW-T3	197.59	8.65	188.94	--	--	14.65	182.94	14.60	182.99
MW-T5	195.73	6.65	189.08	--	--	13.00	182.73	12.89	182.84
MW-T6	195.87	6.65	189.22	--	--	8.15	187.72	8.05	187.82
TRW-1	196.76	7.42	189.34	--	--	9.15	187.61	9.07	187.69
CCA-1	183.48	4.40	179.08	--	--	10.90	172.58	10.80	172.68
CCA-2	197.38	9.24	188.14	--	--	10.85	186.53	10.77	186.61
CCA-3	196.21	13.10	183.11	7.13	189.08	16.90	179.31	DRY	--
CCA-4	195.94	6.68	189.26	7.42	188.52	8.05	187.89	7.98	187.96
CCA-5	199.18	9.90	189.28	--	--	12.85	186.33	12.88	186.30
CCA-6	197.31	6.45	190.86	--	--	9.81	187.50	9.75	187.56
A1R - 1	199.16	10.05	189.11	--	--	--	--	--	--
MW - SA North (R)	198.92	9.55	189.37	--	--	12.63	186.29	12.50	186.42
MW - SA South (R)	200.22	10.90	189.32	--	--	--	--	--	--
MW-310	NM	13.40	NM	--	--	--	--	--	--
MW-200	198.03	9.60	188.43	--	--	--	--	--	--
MW-201	195.43	7.15	188.28	7.79	187.64	10.11	185.32	10.02	185.41
MW-202	196.16	8.00	188.16	--	--	10.95	185.21	10.85	185.31
MW-203	196.51	8.53	187.98	9.10	187.41	11.42	185.09	11.31	185.20

Abbreviations
NM = Not Measured

APPENDIX A

BORING AND WELL COMPLETION LOGS

Weston & Sampson℠

GEOPROBE BORING LOG

Client	Eversource Energy	Boring No.:	B-39A
Project Name:	Simsbury AWC	Sheet	1 of 1
Project Address:	34 Hopemeadow Street	Project No.	2190495
	Simsbury, CT	Checked By:	

Driller Info.		*Project Info.*		*Subsurface*	
BORING Co.	Cummin EnviroTech, Inc.	WSE Geologist	Akanksha Patel	Depth to Water (ft)	~10
FOREMAN	Bobby	Date	7/26/19	Refusal	na
DRILL RIG	Geoprobe 7822DT	Start Time	1215	Well Installed	No
SAMPLER	4' MacroCore	End Time	1300	Screen Interval	na

CORE STATS				SAMPLE DESCRIPTION					
Depth	Penetration (inches)	Recovery (inches)	Depth (feet)	PID (ppm)	Measure-ment (inches)	Moisture	Lithology (Modified Burmster)	Notes	Sample Details
	60	42	0-5	0.0	6	Dry	Asphalt		
				0.0	31	Dry	Gray coarse SAND and fine to medium Gravel		
				0.0	5	Dry	Gray fine to coarse SAND and fine to medium Gravel		
5	60	57	5-10	0.0	11	Dry	Gray fine to coarse SAND and fine to medium Gravel		
				0.0	16	Dry	Brown fine to medium SAND, trace Silt, trace fine to medium Gravel		
				0.0	4	Dry	Light brown SAND, trace Silt, trace Silt, trace fine to medium Gravel		8'-10'
				0.0	26	Dry	Brown fine to medium SAND, trace Silt, trace fine to medium Gravel		
10	60	50	10-15	0.0	11	Wet	Brown fine to medium SAND, trace Silt, trace fine Gravel		10'-12'
				0.0	15	Wet	Brown fine to coarse SAND, trace Silt, trace coarse to fine Gravel		
				0.0	15	Wet	Brown fine to medium SAND, trace Silt		12'-14'
				0.0	9	Wet	Brown fine SAND, trace Silt		
15							End of Boring at 15 feet		
20									
25									
30									
35									

NOTES:

1. Stratification lines represent approximate boundaries between soil types.
2. Water level readings have been made in the drill holes at times and under conditions stated on this boring log. Fluctuations in the level of groundwater may occur due to other factors than those present at the time measurements are made.

Weston & Sampson℠

GEOPROBE BORING LOG

Client	Eversource Energy	Boring No.:	B-310N
Project Name:	Simsbury AWC	Sheet	1 of 1
Project Address:	34 Hopemeadow Street	Project No.	2190495
	Simsbury, CT	Checked By:	

Driller Info.		*Project Info.*		*Subsurface*	
BORING Co.	Cummin EnviroTech, Inc.	WSE Geologist	Akanksha Patel	Depth to Water (ft)	na
FOREMAN	Bobby	Date	7/25/19	Refusal	na
DRILL RIG	Geoprobe 7822DT	Start Time	1500	Well Installed	No
SAMPLER	4' MacroCore	End Time	1530	Screen Interval	na

CORE STATS				SAMPLE DESCRIPTION					
Depth	Penetration (inches)	Recovery (inches)	Depth (feet)	PID (ppm)	Measure-ment (inches)	Moisture	Lithology (Modified Burmster)	Notes	Sample Details
	--	--	0-4	--	--	Dry	0-4' Air knife, 6" asphalt. Brown fine to coarse SAND, trace Silt, trace fine to coarse Gravel		
5	12	5	4-5	0.0	5	Dry	Brown fine to coarse SAND, trace fine to medium Gravel		
	60	51	5-10	0.0	14	Dry	Light brown fine to medium, trace Silt		
				0.0	2	Dry	Red fine to medium Gravel		
				0.0	35	Dry	Light brown fine to coarse SAND, trace fine to coarse Gravel		8'-10'
10	60	24	10-15	0.0	15	Moist	Dark brown fine to medium SAND, trace Silt, trace fine to coarse Gravel		10'-12'
				0.0	9	Moist	Brown fine silty SAND, trace Clay		12'-14'
15							End of Boring at 15 feet		
20									
25									
30									
35									

NOTES:

1. Stratification lines represent approximate boundaries between soil types.
2. Water level readings have been made in the drill holes at times and under conditions stated on this boring log. Fluctuations in the level of groundwater may occur due to other factors than those present at the time measurements are made.

Weston & Sampson℠

GEOPROBE BORING LOG

Client	Eversource Energy	Boring No.:	B-319A
Project Name:	Simsbury AWC	Sheet	1 of 1
Project Address:	34 Hopemeadow Street	Project No.	2190495
	Simsbury, CT	Checked By:	

Driller Info.		*Project Info.*		*Subsurface*	
BORING Co.	Cummin EnviroTech, Inc.	WSE Geologist	Akanksha Patel	Depth to Water (ft)	~12
FOREMAN	Bobby	Date	7/26/19	Refusal	na
DRILL RIG	Geoprobe 7822DT	Start Time	1340	Well Installed	No
SAMPLER	4' MacroCore	End Time	1410	Screen Interval	na

CORE STATS				SAMPLE DESCRIPTION					
Depth	Penetration (inches)	Recovery (inches)	Depth (feet)	PID (ppm)	Measure-ment (inches)	Moisture	Lithology (Modified Burmster)	Notes	Sample Details
	60	40	0-5	0.0	6	Dry	Asphalt		
				0.0	8	Dry	Reddish-Brown coarse to fine SAND, trace Silt, trace fine to coarse Gravel		
				0.0	10	Dry	Brown fine to medium SAND, trace fine to coarse Gravel		
				0.0	16	Dry	Light brown fine to coarse SAND, fine to coarse, trace Silt		
5									
	60	47	5-10	0.0	9	Dry	Brown medium to fine SAND, trace Silt		
				0.0	2	Dry	Dark brown fine to medium SAND, some black Rocks		
				0.0	36	Dry	Brown fine to coarse SAND, trace fine to coarse Gravel, trace Silt		
10									
	60	50	10-15	0.0	6	Moist	Reddish brown fine to medium SAND, trace fine to medium Gravel		
				0.0	11	Moist	Brown fine to medium SAND, trace fine to medium Gravel		
				0.0	2	Moist	Brown fine to medium SAND and Trap Rock		12'-14'
				0.0	31	Wet	Dark brown fine to coarse SAND, trace Silt, trace fine to medium Gravel		
15									
	60	60	15-20	0.0	30	Wet	Dark brown coarse to fine SAND, trace Silt, trace fine to medium Gravel		14'-16'
				0.0	30	Moist	Brown fine Silty SAND, trace Clay		
20							End of Boring at 20 feet		
25									
30									
35									

NOTES:

1. Stratification lines represent approximate boundaries between soil types.
2. Water level readings have been made in the drill holes at times and under conditions stated on this boring log. Fluctuations in the level of groundwater may occur due to other factors than those present at the time measurements are made.

Weston & Sampson℠

GEOPROBE BORING LOG

Client	Eversource Energy	Boring No.:	B-319W
Project Name:	Simsbury AWC	Sheet	1 of 1
Project Address:	34 Hopemeadow Street	Project No.	2190495
	Simsbury, CT	Checked By:	

Driller Info.		*Project Info.*		*Subsurface*	
BORING Co.	Cummin EnviroTech, Inc.	WSE Geologist	Akanksha Patel	Depth to Water (ft)	na
FOREMAN	Bobby	Date	7/26/19	Refusal	na
DRILL RIG	Geoprobe 7822DT	Start Time	1531	Well Installed	No
SAMPLER	4' MacroCore	End Time	1605	Screen Interval	na

CORE STATS							SAMPLE DESCRIPTION		
Depth	Penetration (inches)	Recovery (inches)	Depth (feet)	PID (ppm)	Measure-ment (inches)	Moisture	Lithology (Modified Burmster)	Notes	Sample Details
	--	--	0-4	--	--	Dry	0-4 Air knife, 6" asphalt. Brown fine to coarse SAND, trace Silt, trace fine to coarse Gravel		
5	12	5	4-5	0.0	5	Dry	Brown fine to coarse SAND, trace fine to medium Gravel, trace Silt		
	60	41	5-10	0.0	30	Dry	Dark brown, fine to medium SAND, trace Silt, trace fine to medium Gravel		
				0.0	11	Dry	Brown fine to coarse SAND, some fine to coarse Gravel, trace Silt		10'-12'
10	60	45	10-15	0.0	5	Moist	Brown fine to medium SAND, trace Silt		12-14'
				0.0	40	Moist	Brown fine to coarse, trace fine to coarse Gravel, trace Silt		
15							End of Boring at 15 feet		
20									
25									
30									
35									

NOTES:

1. Stratification lines represent approximate boundaries between soil types.
2. Water level readings have been made in the drill holes at times and under conditions stated on this boring log. Fluctuations in the level of groundwater may occur due to other factors than those present at the time measurements are made.

Weston & Sampson℠

GEOPROBE BORING LOG

Client	Eversource Energy	Boring No.:	B-320A
Project Name:	Simsbury AWC	Sheet	1 of 1
Project Address:	34 Hopemeadow Street	Project No.	2190495
	Simsbury, CT	Checked By:	

Driller Info.		*Project Info.*		*Subsurface*	
BORING Co.	Cummin EnviroTech, Inc.	WSE Geologist	Akanksha Patel	Depth to Water (ft)	~12
FOREMAN	Bobby	Date	7/26/19	Refusal	na
DRILL RIG	Geoprobe 7822DT	Start Time	1620	Well Installed	No
SAMPLER	4' MacroCore	End Time	1645	Screen Interval	na

CORE STATS				SAMPLE DESCRIPTION					
Depth	Penetration (inches)	Recovery (inches)	Depth (feet)	PID (ppm)	Measure-ment (inches)	Moisture	Lithology (Modified Burmster)	Notes	Sample Details
	60	39	0-5	0.0	6	Dry	Asphalt		
				0.0	5	Dry	Gray fine to medium SAND, trace Silt, trace Pulverized Rocks		
				0.0	28	Dry	Brown fine to medium, trace Silt, trace fine to coarse Gravel		
5	60	46	5-10	0.0	9	Dry	Brown fine SAND, trace Silt		
				0.0	1	Dry	Black fine to medium SAND		
				0.0	18	Dry	Light brown fine to coarse SAND, trace Silt, trace fine to coarse Gravel		
				0.0	18	Dry	Brown fine to medium SAND, trace Silt, trace fine to coarse Gravel		
10	60	51	10-15	0.0	15	Dry	Brown fine to medium SAND, trace Silt, trace fine Gravel		
				0.0	1	Dry	Brown fine to coarse SAND, trace Silt, trace coarse to fine Gravel		
				0.0	35	Wet	Brown fine to medium SAND, trace Silt		12'-14'
							Brown fine SAND, trace Silt		
15	60	60	15-20	0.0	40	Wet	Brown fine to coarse SAND, trace fine to coarse Gravel		14-16'
				0.0	20	Wet	Brown fine Silty SAND, trace Clay		
20							End of Boring at 15 feet		
25									
30									
35									

NOTES:

1. Stratification lines represent approximate boundaries between soil types.
2. Water level readings have been made in the drill holes at times and under conditions stated on this boring log. Fluctuations in the level of groundwater may occur due to other factors than those present at the time measurements are made.

Weston & Sampson℠

GEOPROBE BORING LOG

Client	Eversource Energy
Project Name:	Simsbury AWC
Project Address:	34 Hopemeadow Street Simsbury, CT

Boring No.:	B-322A
Sheet	1 of 1
Project No.	2190495
Checked By:	

Driller Info.		*Project Info.*		*Subsurface*	
BORING Co.	Cummin EnviroTech, Inc.	WSE Geologist	Akanksha Patel	Depth to Water (ft)	na
FOREMAN	Bobby	Date	7/26/19	Refusal	na
DRILL RIG	Geoprobe 7822DT	Start Time	1300	Well Installed	No
SAMPLER	4' MacroCore	End Time	1315	Screen Interval	na

CORE STATS				SAMPLE DESCRIPTION					
Depth	Penetration (inches)	Recovery (inches)	Depth (feet)	PID (ppm)	Measure-ment (inches)	Moisture	Lithology (Modified Burmster)	Notes	Sample Details
	60	41	0-5	0.0	6	Dry	Asphalt		
				0.0	12	Dry	Reddish Brown fine to medium SAND, some fine to coarse Gravel		
				0.0	23	Dry	Brown fine to medium SAND, trace Silt, trace fine to medium Gravel		
5	60	44	5-10	0.0	6	Dry	Dark brown fine to medium SAND, trace Silt, trace fine to medium Gravel		
				0.0	38	Dry	Light brown fine to coarse SAND, trace fine to medium Gravel		
10	60	35	10-15	0.0	13	Wet	Dark brown fine to medium SAND, trace fine to medium Gravel		10'-12'
				0.0	22	Wet	Light brown fine to coarse SAND, trace fine to coarse Gravel		12'-14'
15							End of Boring at 15 feet		
20									
25									
30									
35									

NOTES:

1. Stratification lines represent approximate boundaries between soil types.
2. Water level readings have been made in the drill holes at times and under conditions stated on this boring log. Fluctuations in the level of groundwater may occur due to other factors than those present at the time measurements are made.

Weston & Sampson℠

GEOPROBE BORING LOG

Client	Eversource Energy	Boring No.:	B-325A
Project Name:	Simsbury AWC	Sheet	1 of 1
Project Address:	34 Hopemeadow Street	Project No.	2190495
	Simsbury, CT	Checked By:	

Driller Info.		*Project Info.*		*Subsurface*	
BORING Co.	Cummin EnviroTech, Inc.	WSE Geologist	Akanksha Patel	Depth to Water (ft)	na
FOREMAN	Bobby	Date	7/25/19	Refusal	na
DRILL RIG	Geoprobe 7822DT	Start Time	913	Well Installed	No
SAMPLER	4' MacroCore	End Time	930	Screen Interval	na

CORE STATS				SAMPLE DESCRIPTION					
Depth	Penetration (inches)	Recovery (inches)	Depth (feet)	PID (ppm)	Measure-ment (inches)	Moisture	Lithology (Modified Burmster)	Notes	Sample Details
	60	31	0-5	0.0	6	Dry	Asphalt		
				0.0	11	Dry	Brown fine to medium SAND, trace Silt, trace fine to corase Gravel		
				0.0	14	Dry	Brown medium to coarse SAND, trace Silt, trace fine to coarse Gravel		
5	60	41	5-10	0.0	9	Dry	Brown medium to fine SAND, trace Silt, trace fine to coarse Gravel		
				0.0	21	Dry	Light brown fine to medium SAND, trace fine to coarse Gravel		
				0.0	6	Dry	Reddish brown fine to coarse SAND, some coarse to fine Gravel		
				0.0	5	Dry	Brown fine silty SAND		
10	60	52	10-15	0.0	52	Moist	Brown fine silty SAND		10-12
									12-14
15							End of Boring at 15 feet		
20									
25									
30									
35									

NOTES:

1. Stratification lines represent approximate boundaries between soil types.
2. Water level readings have been made in the drill holes at times and under conditions stated on this boring log. Fluctuations in the level of groundwater may occur due to other factors than those present at the time measurements are made.

Weston & Sampson℠

GEOPROBE BORING LOG

Client	Eversource Energy	Boring No.:	B-326A
Project Name:	Simsbury AWC	Sheet	1 of 1
Project Address:	34 Hopemeadow Street	Project No.	2190495
	Simsbury, CT	Checked By:	

Driller Info.		*Project Info.*		*Subsurface*	
BORING Co.	Cummin EnviroTech, Inc.	WSE Geologist	Akanksha Patel	Depth to Water (ft)	na
FOREMAN	Bobby	Date	7/26/19	Refusal	10 feet - see Notes
DRILL RIG	Geoprobe 7822DT	Start Time	840	Well Installed	No
SAMPLER	4' MacroCore	End Time	1037	Screen Interval	na

CORE STATS				SAMPLE DESCRIPTION					
Depth	Penetration (inches)	Recovery (inches)	Depth (feet)	PID (ppm)	Measure-ment (inches)	Moisture	Lithology (Modified Burmster)	Notes	Sample Details
	60	30	0-5	0.0	6	Dry	Asphalt		
				0.0	6	Dry	Brown fine to coarse SAND, trace Silt, trace fine to coarse Gravel		
				0.0	2	Dry	Dark brown fine to medium SAND, trace Silt, trace Gravel		
				0.0	11	Dry	Gray Pulverized Rock Chips		
				0.0	5	Dry	Brown fine to medium SAND, trace fine to coarse Gravel		
5	60	29	5-10	0.0	5	Dry	Dark brown fine to medium SAND, some fine to coarse Gravel, trace Silt		
				0.0	15	Dry	Dark brown fine to medium SAND, trace Silt		8'-10'
				0.0	9	Dry	Dark brown fine to medium, trace Silt, trace fine to medium Gravel		
10	6	6	10-10.5	0.0	6	Moist	Brown fine to coarse SAND, trace Silt, trace fine to coarse Gravel		
							Refusal at 10.5 feet. See Notes.		
							Offset 3 feet East same as above 0-5 feet		
5	60	38	5-10	0.0	29	Dry	Brown fine to medium SAND, trace fine to coarse Gravel, trace Silt		
				0.0	4	Moist	Brown fine Silty SAND, trace Clay		
				0.0	5	Wet	Brown fine to coarse SAND, trace fine to medium Gravel		
10	60	60	10-15	0.0	11	Moist	brown fine to medium SAND, trace fine to medium Gravel		10'-12'
				0.0	9	Wet	Brown fine to medium SAND, trace fine to medium Gravel		
				0.0	2	Moist	Brown fine Silty SAND, Petroleum like smell, Staining		12'-14'
				0.0	38	Moist	Brown fine Silty SAND, trace Clay		
15							End of Boring at 15 feet		
20									
30									

NOTES:
Refusal at 10 ft, offset by 1 foot. Hit refusal again on second attempt at 10.5 ft and offset by 1 foot. Hit refusal at 10.5 ft on the third attempt.

1. Stratification lines represent approximate boundaries between soil types.
2. Water level readings have been made in the drill holes at times and under conditions stated on this boring log. Fluctuations in the level of groundwater may occur due to other factors than those present at the time measurements are made.

Weston & Sampson℠

GEOPROBE BORING LOG

Client	Eversource Energy
Project Name:	Simsbury AWC
Project Address:	34 Hopemeadow Street, Simsbury, CT

Boring No.:	B-327A
Sheet	1 of 1
Project No.	2190495
Checked By:	

Driller Info.

BORING Co.	Cummin EnviroTech, Inc.
FOREMAN	Bobby
DRILL RIG	Geoprobe 7822DT
SAMPLER	4' MacroCore

Project Info.

WSE Geologist	Akanksha Patel
Date	7/26/19
Start Time	940
End Time	1020

Subsurface

Depth to Water (ft)	10"
Refusal	10 feet - see Notes
Well Installed	No
Screen Interval	na

CORE STATS							SAMPLE DESCRIPTION		
Depth	Penetration (inches)	Recovery (inches)	Depth (feet)	PID (ppm)	Measure-ment (inches)	Moisture	Lithology (Modified Burmster)	Notes	Sample Details
	60	24	0-5	0.0	6	Dry	Asphalt		
				0.0	7	Dry	Light brown fine to medium SAND, trace Silt		
				0.0	7	Dry	Brown fine to medium SAND, some fine to coarse Gravel		
				0.0	4	Dry	Trap Rock		
5									
	60	29	5-10	0.0	5	Dry	Light brown fine to medium SAND, trace fine to medium Gravel		
				0.0	2	Dry	Gray fine to coarse SAND, trace fine to medium Gravel		
				0.0	11	Dry	Brown fine to medium SAND, trace Silt, trace Trap Rock		
				0.0	11	Dry	Trap Rock		
10									
							Refusal at 10 feet. See Notes.		
							Offset 3 feet East same as above 0-5 feet		
5									
	60	41	5-10	0.0	41	Moist	Brown fine to medium SAND, trace fine to medium Gravel, trace Silt, trace Clay		8'-10'
10									
	60	60	10-15	0.0	20	wet	Brown fine to medium SAND, trace fine to medium Gravel		10'-12'
				0.0	10	Wet	Brown fine to coarse silty SAND, trace Clay		
				0.0	30	Moist	Brown fine Silty SAND, trace clay		12'-14'
15									
							End of Boring at 15 feet		
20									
30									

NOTES:
Refusal at 10 feet, offset by 3 feet East.

1. Stratification lines represent approximate boundaries between soil types.
2. Water level readings have been made in the drill holes at times and under conditions stated on this boring log. Fluctuations in the level of groundwater may occur due to other factors than those present at the time measurements are made.

Weston & Sampson℠

GEOPROBE BORING LOG

Client	Eversource Energy	Boring No.:	B-328A
Project Name:	Simsbury AWC	Sheet	1 of 1
Project Address:	34 Hopemeadow Street	Project No.	2190495
	Simsbury, CT	Checked By:	

Driller Info.		*Project Info.*		*Subsurface*	
BORING Co.	Cummin EnviroTech, Inc.	WSE Geologist	Akanksha Patel	Depth to Water (ft)	na
FOREMAN	Bobby	Date	7/26/19	Refusal	na
DRILL RIG	Geoprobe 7822DT	Start Time	1215	Well Installed	No
SAMPLER	4' MacroCore	End Time	1300	Screen Interval	na

CORE STATS				SAMPLE DESCRIPTION					
Depth	Penetration (inches)	Recovery (inches)	Depth (feet)	PID (ppm)	Measure-ment (inches)	Moisture	Lithology (Modified Burmster)	Notes	Sample Details
	60	38	0-5	0.0	6	Dry	Asphalt		
				0.0	26	Dry	Brown fine to medium SAND, trace Silt, trace fine to medium Gravel		
				0.0	2	Dry	Brown Rocks		
				0.0	4	Dry	Brown fine to medium SAND, trace Silt, trace fine to medium Gravel		
5									
	60	36	5-10	0.0	11	Dry	Brown fine to medium SAND, trace Silt		
				0.0	25	Dry	Brown fine to coarse SAND, trace Silt, trace fine to coarse Gravel		6'-8'
10									
	60	48	10-15	0.0	15	Wet	Brown fine to medium SAND, trace Silt, trace fine to medium Gravel		
				0.0	33	Wet	Brown fine Silty SAND, trace Clay		12'-14'
15							End of Boring at 15 feet		
20									
25									
30									
35									

NOTES:

1. Stratification lines represent approximate boundaries between soil types.
2. Water level readings have been made in the drill holes at times and under conditions stated on this boring log. Fluctuations in the level of groundwater may occur due to other factors than those present at the time measurements are made.

Weston & Sampson℠

GEOPROBE BORING LOG

Client	Eversource Energy	Boring No.:	B-328S
Project Name:	Simsbury AWC	Sheet	1 of 1
Project Address:	34 Hopemeadow Street	Project No.	2190495
	Simsbury, CT	Checked By:	

Driller Info.		*Project Info.*		*Subsurface*	
BORING Co.	Cummin EnviroTech, Inc.	WSE Geologist	Akanksha Patel	Depth to Water (ft)	na
FOREMAN	Bobby	Date	7/25/19	Refusal	na
DRILL RIG	Geoprobe 7822DT	Start Time	1500	Well Installed	No
SAMPLER	4' MacroCore	End Time	1530	Screen Interval	na

CORE STATS				SAMPLE DESCRIPTION					
Depth	Penetration (inches)	Recovery (inches)	Depth (feet)	PID (ppm)	Measure-ment (inches)	Moisture	Lithology (Modified Burmster)	Notes	Sample Details
	--	--	0-4	--	--	Dry	0-4 Air knife, 6" asphalt. Brown fine to coarse SAND, trace Silt, trace fine to coarse Gravel		
5	12	6	4-5	0.0	6	Dry	Brown fine to coarse SAND, trace fine to coarse Gravel		
	60	42	5-10	0.0	11	Dry	Brown fine to coarse SAND, trace fine to coarse Gravel		
				0.0	16	Dry	Light brown fine to coarse SAND, trace fine to coarse Gravel, trace Silt		
				0.0	1	Dry	Dark brown fine to medium SAND, trace Clay		8'-10'
				0.0	10	Dry	Light brown fine to coarse SAND, trace fine to coarse Gravel, trace Silt		
10				0.0	4	moist	Brown fine silty SAND, trace Clay		
	60	54	10-15	0.0	10	Dry	Brown fine to medium SAND, trace Silt		10'-12'
				0.0	10	Dry	Brown fine to coarse SAND, trace fine to medium Gravel		
				0.0	1	Dry	Black coarse SAND		12'-14'
				0.0	1	Moist	Red coarse SAND		
15				0.0	32	Moist	Brown fine silty SAND, trace Clay		
							End of Boring at 15 feet		
20									
25									
30									
35									

NOTES:

Offset 1 foot 10-15 feet due to low recovery in the original location

1. Stratification lines represent approximate boundaries between soil types.
2. Water level readings have been made in the drill holes at times and under conditions stated on this boring log. Fluctuations in the level of groundwater may occur due to other factors than those present at the time measurements are made.

Weston & Sampson℠

GEOPROBE BORING LOG

Client	Eversource Energy	Boring No.:	B-328W
Project Name:	Simsbury AWC	Sheet	1 of 1
Project Address:	34 Hopemeadow Street	Project No.	2190495
	Simsbury, CT	Checked By:	

Driller Info.		*Project Info.*		*Subsurface*	
BORING Co.	Cummin EnviroTech, Inc.	WSE Geologist	Akanksha Patel	Depth to Water (ft)	na
FOREMAN	Bobby	Date	7/25/19	Refusal	na
DRILL RIG	Geoprobe 7822DT	Start Time	1145	Well Installed	No
SAMPLER	4' MacroCore	End Time	1200	Screen Interval	na

CORE STATS				SAMPLE DESCRIPTION					
Depth	Penetration (inches)	Recovery (inches)	Depth (feet)	PID (ppm)	Measure-ment (inches)	Moisture	Lithology (Modified Burmster)	Notes	Sample Details
	--	--	0-4	--	--	Dry	0-4 Air knife, 6" asphalt. Brown fine to coarse SAND, trace Silt, trace fine to coarse Gravel		
5	12	2	4-5	0.0	2	Dry	Brown fine to medium SAND, trace fine Gravel		
	60	29	5-10	0.0	12	Moist	Light brown fine to medium SAND, some fine to medium Gravel		
				0.0	2	Moist	Reddish Brown fine to medium SAND, some fine to medium Gravel		
				0.0	1	Moist	Gray fine to medium SAND, some coarse Gravel		8'-10'
				0.0	14	Moist	Brown fine to medium SAND, trace fine to medium Gravel, trace silt		
10	60	23	10-15	0.0	7	Moist	Dark brown fine to medium SAND, trace fine to medium Gravel, trace Silt		10'-12'
				0.0	3	Moist	Reddish brown fine to medium SAND, trace Silt, trace Clay		
				0.0	10	Moist	Brown fine to medium SAND, trace fine Gravel		12'-14'
				0.0	3	Moist	Brown fine Silty SAND, some Clay		
15							End of Boring at 15 feet		
20									
25									
30									
35									

NOTES:

1. Stratification lines represent approximate boundaries between soil types.
2. Water level readings have been made in the drill holes at times and under conditions stated on this boring log. Fluctuations in the level of groundwater may occur due to other factors than those present at the time measurements are made.

Weston & Sampson℠

GEOPROBE BORING LOG

Client	Eversource Energy	Boring No.:	B-328E
Project Name:	Simsbury AWC	Sheet	1 of 1
Project Address:	34 Hopemeadow Street	Project No.	2190495
	Simsbury, CT	Checked By:	

Driller Info.		*Project Info.*		*Subsurface*	
BORING Co.	Cummin EnviroTech, Inc.	WSE Geologist	Akanksha Patel	Depth to Water (ft)	~11
FOREMAN	Bobby	Date	7/25/19	Refusal	na
DRILL RIG	Geoprobe 7822DT	Start Time	1145	Well Installed	No
SAMPLER	4' MacroCore	End Time	1200	Screen Interval	na

CORE STATS				SAMPLE DESCRIPTION					
Depth	Penetration (inches)	Recovery (inches)	Depth (feet)	PID (ppm)	Measure-ment (inches)	Moisture	Lithology (Modified Burmster)	Notes	Sample Details
	--	--	0-4	--	--	Dry	0-4 Air knife, 6" asphalt. Brown fine to coarse SAND, trace Silt, trace fine to coarse Gravel		
5	12	7	4-5	0.0	7	Dry	Light brown fine to medium SAND		
	60	43	5-10	0.0	4	Dry	Brown fine to medium SAND, trace fine to medium Gravel		
				0.0	15	Dry	Light brown fine to medium SAND		
				0.0	17	Dry	Light brown fine to coarse SAND, trace red fine to medium Gravel		8'-10'
				0.0	6	Dry	Dark brown fine to coarse SAND, trace fine Gravel		
10				0.0	1	Dry	Brown fine Silty SAND, trace Clay		
	60	60	10-15	0.0	5	Moist	Light brown fine to medium SAND, trace coarse Gravel		10'-12'
				0.0	4	Moist	Dark brown fine to coarse SAND, some fine to coarse Gravel		
				0.0	15	Wet	Reddish brown fine to coarse SAND, some coarse to fine Gravel, trace Clay		12'-14'
				0.0	36	Moist	Brown fine Silty SAND, some Clay		
15							End of Boring at 15 feet		
20									
25									
30									
35									

NOTES:

1. Stratification lines represent approximate boundaries between soil types.
2. Water level readings have been made in the drill holes at times and under conditions stated on this boring log. Fluctuations in the level of groundwater may occur due to other factors than those present at the time measurements are made.

Weston & Sampson℠

GEOPROBE BORING LOG

Client	Eversource Energy	Boring No.:	B-329A
Project Name:	Simsbury AWC	Sheet	1 of 1
Project Address:	34 Hopemeadow Street	Project No.	2190495
	Simsbury, CT	Checked By:	

Driller Info.		*Project Info.*		*Subsurface*	
BORING Co.	Cummin EnviroTech, Inc.	WSE Geologist	Akanksha Patel	Depth to Water (ft)	~9
FOREMAN	Bobby	Date	7/26/19	Refusal	na
DRILL RIG	Geoprobe 7822DT	Start Time	1100	Well Installed	No
SAMPLER	4' MacroCore	End Time	1122	Screen Interval	na

CORE STATS				SAMPLE DESCRIPTION					
Depth	Penetration (inches)	Recovery (inches)	Depth (feet)	PID (ppm)	Measure-ment (inches)	Moisture	Lithology (Modified Burmster)	Notes	Sample Details
	60	34	0-5	0.0	6	Dry	Asphalt		
				0.0	28	Dry	Brown fine to medium SAND, trace Silt, trace fine to medium Gravel		
5	60	38	5-10	0.0	4	Dry	Brown fine to medium SAND, trace Silt		
				0.0	2	Dry	Gray fine to coarse SAND, trace fine to coarse Gravel		
				0.0	27	Dry	Brown fine to medium SAND, trace Silt		
				0.0	5	Wet	Brown fine to coarse SAND, trace fine to medium Gravel		
10	60	58	10-15	0.0	5	Wet	Dark brown fine to coarse SAND, trace fine to coarse Gravel		
				0.0	4	Wet	Black fine to medium SAND, Petroleum like smell and no staining		10'-12'
				0.0	9	Wet	Dark brown fine to coarse SAND, trace fine to coarse Gravel		12'-14'
				0.0	40	Moist	Brown fine Silty SAND, trace Clay		
15							End of Boring at 15 feet		
20									
25									
30									
35									

NOTES:

1. Stratification lines represent approximate boundaries between soil types.
2. Water level readings have been made in the drill holes at times and under conditions stated on this boring log. Fluctuations in the level of groundwater may occur due to other factors than those present at the time measurements are made.

Weston & Sampson℠

GEOPROBE BORING LOG

Client	Eversource Energy	Boring No.:	B-330A
Project Name:	Simsbury AWC	Sheet	1 of 1
Project Address:	34 Hopemeadow Street	Project No.	2190495
	Simsbury, CT	Checked By:	

Driller Info.		*Project Info.*		*Subsurface*	
BORING Co.	Cummin EnviroTech, Inc.	WSE Geologist	Akanksha Patel	Depth to Water (ft)	~12.5
FOREMAN	Bobby	Date	7/26/19	Refusal	na
DRILL RIG	Geoprobe 7822DT	Start Time	917	Well Installed	No
SAMPLER	4' MacroCore	End Time	930	Screen Interval	na

CORE STATS				SAMPLE DESCRIPTION					
Depth	Penetration (inches)	Recovery (inches)	Depth (feet)	PID (ppm)	Measure-ment (inches)	Moisture	Lithology (Modified Burmster)	Notes	Sample Details
	60	36	0-5	0.0	6	Dry	Asphalt		
				0.0	8	Dry	Gray fine to coarse SAND, some fine to coarse Gravel, trace Silt		
				0.0	5	Dry	Brown fine to medium SAND, trace fine to medium Gravel		
				0.0	7	Dry	Dark brown fine to medium SAND, trace fine to coarse Gravel		
				0.0	10	Dry	Brown fine to medium SAND, trace fine to medium Gravel		
5	60	28	5-10	0.0	9	Dry	Brown fine to medium SAND, trace fine to medium Gravel		6'-8'
				0.0	3	Dry	Gray fine to medium SAND, trace fine to medium Gravel		
				0.0	16	Dry	Brown fine to medium SAND, trace fine to medium Gravel		
10									
	60	42	10-15	0.0	7	Wet	Dark brown fine to medium SAND, trace fine to medium Gravel		
				0.0	16	Wet	Dark brown fine to coarse SAND, trace fine to medium Gravel		
				0.0	19	Wet	Dark brown fine Silty SAND, trace Clay		12'-14'
15									
							End of Boring at 15 feet		
20									
25									
30									
35									

NOTES:

1. Stratification lines represent approximate boundaries between soil types.
2. Water level readings have been made in the drill holes at times and under conditions stated on this boring log. Fluctuations in the level of groundwater may occur due to other factors than those present at the time measurements are made.

Weston & Sampson℠

GEOPROBE BORING LOG

Client	Eversource Energy	Boring No.:	B-330W
Project Name:	Simsbury AWC	Sheet	1 of 1
Project Address:	34 Hopemeadow Street	Project No.	2190495
	Simsbury, CT	Checked By:	

Driller Info.		*Project Info.*		*Subsurface*	
BORING Co.	Cummin EnviroTech, Inc.	WSE Geologist	Akanksha Patel	Depth to Water (ft)	~10
FOREMAN	Bobby	Date	7/25/19	Refusal	na
DRILL RIG	Geoprobe 7822DT	Start Time	1200	Well Installed	No
SAMPLER	4' MacroCore	End Time	1250	Screen Interval	na

CORE STATS							SAMPLE DESCRIPTION		
Depth	Penetration (inches)	Recovery (inches)	Depth (feet)	PID (ppm)	Measure-ment (inches)	Moisture	Lithology (Modified Burmster)	Notes	Sample Details
	--	--	0-4	--	--	Dry	0-4 Air knife, 6" asphalt. Brown fine to coarse SAND, trace Silt, trace fine to coarse Gravel		
5	12	1	4-5	0.0	1	Dry	Brown fine to medium SAND, trace fine to medium Gravel		
	60	39	5-10	0.0	19	Dry	Brown fine to medium SAND, some fine to coarse Gravel		
				0.0	1	Dry	Gray fine to coarse SAND		
				0.0	10	Dry	Brown fine to coarse SAND, trace fine to medium Gravel		8'-10'
				0.0	9	Moist	Reddish brown fine to coarse SAND, some coarse to fine Gravel		
10	60	55	10-15	0.0	7	Wet	Dark brown fine to coarse SAND, trace fine to coarse Gravel		10'-12'
				0.0	11	Wet	Brown fine Silty SAND, trace Clay, trace fine to medium Gravel		
				0.0	37	Moist	Brown fine Silty SAND, trace Clay		12'-14'
15							End of Boring at 15 feet		
20									
25									
30									
35									

NOTES:

1. Stratification lines represent approximate boundaries between soil types.
2. Water level readings have been made in the drill holes at times and under conditions stated on this boring log. Fluctuations in the level of groundwater may occur due to other factors than those present at the time measurements are made.

Weston & Sampson℠

GEOPROBE BORING LOG

Client	Eversource Energy	Boring No.:	B-701 / MW-101
Project Name:	Simsbury AWC	Sheet	1 of 1
Project Address:	34 Hopemeadow Street	Project No.	2190495
	Simsbury, CT	Checked By:	

Driller Info.		*Project Info.*		*Subsurface*	
BORING Co.	Cummin EnviroTech, Inc.	WSE Geologist	Akanksha Patel	Depth to Water (ft)	~8
FOREMAN	Bobby	Date	7/25/19	Refusal	na
DRILL RIG	Geoprobe 7822DT	Start Time	1000	Well Installed	Yes
SAMPLER	4' MacroCore	End Time	1030	Screen Interval	15 feet

CORE STATS				SAMPLE DESCRIPTION					
Depth	Penetration (inches)	Recovery (inches)	Depth (feet)	PID (ppm)	Measure-ment (inches)	Moisture	Lithology (Modified Burmster)	Notes	Sample Details
	--	--	0-4	--	--	Dry	0-4' Air knife, 6" asphalt. Brown fine to coarse SAND, trace Silt, trace fine to coarse Gravel		
5	60	27	4-9	0.0	20	Dry	Brown fine to coarse SAND, some fine to coarse Gravel		
				0.0	7	Dry	Light Brown fine to medium SAND, trace Gravel		8'-10'
10	60	44	9-14	0.0	8	Dry	Light brown fine to medium SAND, trace fine to coarse Gravel		
				0.0	22	Dry	Brown fine to coarse SAND, trace fine to coarse Gravel		
				0.0	14	Moist	Brown fine silty SAND		
15	60	45	14-19	0.0	21	Moist	Brown fine Silty SAND		
				0.0	13	Moist	Brown fine Silty SAND, trace Clay		
				0.0	5	Wet	Reddish brown fine to medium SAND, trace Silt		
				0.0	6	Moist	Brown fine Silty SAND, trace Clay		
20							End of Boring at 19 feet		
25									
30									
35									

NOTES:

1. Stratification lines represent approximate boundaries between soil types.
2. Water level readings have been made in the drill holes at times and under conditions stated on this boring log. Fluctuations in the level of groundwater may occur due to other factors than those present at the time measurements are made.

Weston & Sampson℠

GEOPROBE BORING LOG

Client	Eversource Energy	Boring No.:	B-702 / MW-102
Project Name:	Simsbury AWC	Sheet	1 of 1
Project Address:	34 Hopemeadow Street	Project No.	2190495
	Simsbury, CT	Checked By:	

Driller Info.		*Project Info.*		*Subsurface*	
BORING Co.	Cummin EnviroTech, Inc.	WSE Geologist	Akanksha Patel	Depth to Water (ft)	~8
FOREMAN	Bobby	Date	7/25/19	Refusal	na
DRILL RIG	Geoprobe 7822DT	Start Time	1300	Well Installed	Yes
SAMPLER	4' MacroCore	End Time	1400	Screen Interval	10 feet

CORE STATS				SAMPLE DESCRIPTION					
Depth	Penetration (inches)	Recovery (inches)	Depth (feet)	PID (ppm)	Measure-ment (inches)	Moisture	Lithology (Modified Burmster)	Notes	Sample Details
	--	--	0-4	--	--	Dry	0-4' Air knife, 6" asphalt. Brown fine to coarse SAND, trace Silt, trace fine to coarse Gravel		
5	12	6	4-5	0.0	6	Dry	Brown fine to medium SAND, trace Silt		
	60	45	5-10	0.0	16	Dry	Brown fine to medium SAND, trace Silt, trace fine to medium Gravel		
				0.0	10	Dry	Brown fine to coarse SAND, trace Silt, trace fine to coarse Gravel		
				0.0	6	Dry	Brown fine to medium SAND, trace Silt		9'-10'
				0.0	7	Dry			
10				0.0	6	Moist	Reddish brown coarse to fine SAND, trace fine to coarse Gravel, trace Clay		
	60	54	10-15	0.0	16	Wet	Reddish brown fine to coarse SAND, trace fine to coarse Gravel		
				0.0	38	Moist	Brown fine Silty SAND, trace Clay		
15							End of Boring at 15 feet		
20									
25									
30									
35									

NOTES:

1. Stratification lines represent approximate boundaries between soil types.
2. Water level readings have been made in the drill holes at times and under conditions stated on this boring log. Fluctuations in the level of groundwater may occur due to other factors than those present at the time measurements are made.

PROJECT NAME/NO.	Simsbury AWC			**MONITORING WELL NO. MW-101**
LOCATION	Simsbury, CT			
CLIENT	Eversource			ELEVATION
CONTRACTOR	CEI	DRILLER	Bob Miller	TOP OF PVC
OBSERVED BY	AP	DATE	7/25/19	DEPTH TO GROUNDWATER FROM
CHECKED BY		DATE		TOP OF PVC

GROUND ELEVATION

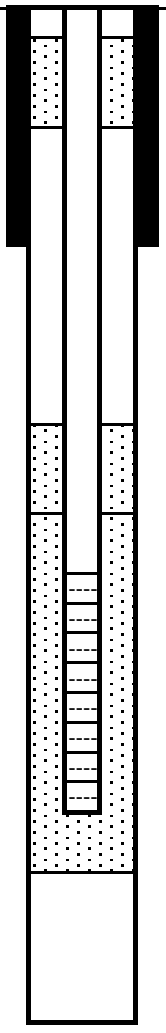

<---------	FLUSH-MOUNTED ROADBOX	(GROUND SURFACE)
|	THICKNESS OF SURFACE SEAL(S)	0.5'
<---------	TYPE OF SURFACE SEAL(S)	Concrete
|	TYPE OF SURFACE CASING	Flushmount
<---------	ID OF SURFACE CASING	Road Box
<---------	DEPTH BOTTOM OF CASING	0.5'
|	ID OF RISER PIPE	2"
<---------	TYPE OF RISER PIPE	PVC
<---------	TYPE OF BACKFILL AROUND RISER PIPE	#0 Silica Sand
|	DEPTH TOP OF SEAL	1'
<---------	TYPE OF SEAL	Bentonite
|	DEPTH BOTTOM OF SEAL/TOP OF SAND COLUMN	2'
<---------	DEPTH TOP OF SCREEN	4'
|	TYPE OF SCREEN	PVC
<---------	SIZE OPENINGS	0.01
|	ID OF SCREEN	2"
<---------	TYPE OF BACKFILL AROUND SCREEN	#0 Silica Sand
<---------	DEPTH BOTTOM OF SCREEN	19'
<---------	DEPTH BOTTOM OF SAND COLUMN	19'
<---------	TYPE OF BACKFILL BELOW SCREEN	None
<---------	DIAMETER OF BOREHOLE	4"
<---------	DEPTH BOTTOM OF BOREHOLE	19'

NOTES:
The boring was intended to be installed at ~15 ft however due to the lack of water observed the well was installed to 19' and 15' of screen was used instead of the typical 10' to ensure water in the well based on the water levels of all the surrouding wells in the area.

MONITORING WELL NO. MW-101

Weston & Sampson

PROJECT NAME/NO.	Simsbury AWC			**MONITORING WELL NO. MW-102**
LOCATION	Simsbury, CT			
CLIENT	Eversource			ELEVATION
CONTRACTOR	CEI	DRILLER	Bob Miller	TOP OF PVC
OBSERVED BY	AP	DATE	7/25/19	DEPTH TO GROUNDWATER FROM
CHECKED BY		DATE		TOP OF PVC

GROUND ELEVATION

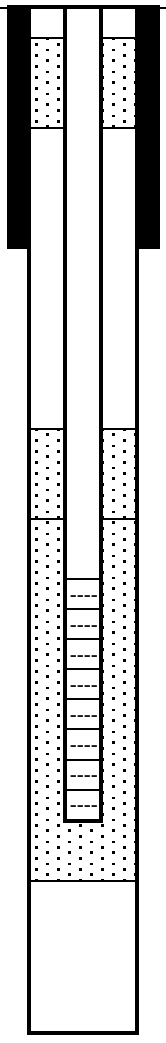

<---------	FLUSH-MOUNTED ROADBOX	(GROUND SURFACE)
|	THICKNESS OF SURFACE SEAL(S)	0.5'
<---------	TYPE OF SURFACE SEAL(S)	Concrete
|	TYPE OF SURFACE CASING	Flushmount
<---------	ID OF SURFACE CASING	Road Box
<---------	DEPTH BOTTOM OF CASING	0.5'
|	ID OF RISER PIPE	2"
<---------	TYPE OF RISER PIPE	PVC
<---------	TYPE OF BACKFILL AROUND RISER PIPE	#0 Silica Sand
|	DEPTH TOP OF SEAL	2'
<---------	TYPE OF SEAL	Bentonite
|	DEPTH BOTTOM OF SEAL/TOP OF SAND COLUMN	3'
<---------	DEPTH TOP OF SCREEN	5'
|	TYPE OF SCREEN	PVC
<---------	SIZE OPENINGS	0.01
|	ID OF SCREEN	2"
<---------	TYPE OF BACKFILL AROUND SCREEN	#0 Silica Sand
<---------	DEPTH BOTTOM OF SCREEN	15'
<---------	DEPTH BOTTOM OF SAND COLUMN	15'
<---------	TYPE OF BACKFILL BELOW SCREEN	None
<---------	DIAMETER OF BOREHOLE	4"
<---------	DEPTH BOTTOM OF BOREHOLE	15'

NOTES:

MONITORING WELL NO. MW-102

Weston & Sampson

APPENDIX B

SOIL LABORATORY ANALYTICAL DATA

con-test® ANALYTICAL LABORATORY
39 Spruce Street * East Longmeadow, MA 01028 * FAX 413/525-6405 * TEL. 413/525-2332

August 12, 2019

Jeff Willson
Weston & Sampson
273 Dividend Road
Rocky Hill, CT 06067

Project Location: Simsbury, CT
Client Job Number:
Project Number: [none]
Laboratory Work Order Number: 19G1430

Enclosed are results of analyses for samples received by the laboratory on July 25, 2019. If you have any questions concerning this report, please feel free to contact me.

Sincerely,



Meghan E. Kelley
Project Manager

Table of Contents

Sample Summary 3

Case Narrative 4

Sample Results 5

19G1430-05 5

Sample Preparation Information 7

QC Data 8

Petroleum Hydrocarbons Analyses 8

B237276 8

Conventional Chemistry Parameters by EPA/APHA/SW-846 Methods (Total) 9

B237291 9

Flag/Qualifier Summary 10

Certifications 11

Chain of Custody/Sample Receipt 12

con-test® ANALYTICAL LABORATORY
39 Spruce Street * East Longmeadow, MA 01028 * FAX 413/525-6405 * TEL. 413/525-2332

Weston & Sampson
273 Dividend Road
Rocky Hill, CT 06067
ATTN: Jeff Willson

REPORT DATE: 8/12/2019

PURCHASE ORDER NUMBER:

PROJECT NUMBER: [none]

ANALYTICAL SUMMARY

WORK ORDER NUMBER: 19G1430

The results of analyses performed on the following samples submitted to the CON-TEST Analytical Laboratory are found in this report.

PROJECT LOCATION: Simsbury, CT

FIELD SAMPLE #	LAB ID:	MATRIX	SAMPLE DESCRIPTION	TEST	SUB LAB
B-330W (12-14FT)	19G1430-05	Soil		CTDEP ETPH SM 2540G	

con-test® ANALYTICAL LABORATORY
39 Spruce Street * East Longmeadow, MA 01028 * FAX 413/525-6405 * TEL. 413/525-2332

CASE NARRATIVE SUMMARY

All reported results are within defined laboratory quality control objectives unless listed below or otherwise qualified in this report.

The results of analyses reported only relate to samples submitted to the Con-Test Analytical Laboratory for testing.
I certify that the analyses listed above, unless specifically listed as subcontracted, if any, were performed under my direction according to the approved methodologies listed in this document, and that based upon my inquiry of those individuals immediately responsible for obtaining the information, the material contained in this report is, to the best of my knowledge and belief, accurate and complete.

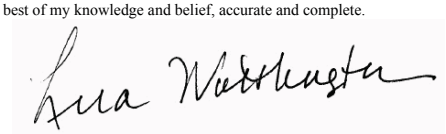

Lisa A. Worthington
Technical Representative

con-test® ANALYTICAL LABORATORY
39 Spruce Street * East Longmeadow, MA 01028 * FAX 413/525-6405 * TEL. 413/525-2332

Project Location: Simsbury, CT | Sample Description: | Work Order: 19G1430

Date Received: 7/25/2019

Field Sample #: B-330W (12-14FT) | Sampled: 7/25/2019 12:57

Sample ID: 19G1430-05

Sample Matrix: Soil

Petroleum Hydrocarbons Analyses

Analyte	Results	RL	Units	Dilution	Flag/Qual	Method	Date Prepared	Date/Time Analyzed	Analyst
CT ETPH	25	14	mg/Kg dry	1		CTDEP ETPH	8/6/19	8/9/19 15:59	RDD

Surrogates	% Recovery	Recovery Limits	Flag/Qual	
2-Fluorobiphenyl	91.3	50-150		8/9/19 15:59

con-test® ANALYTICAL LABORATORY
39 Spruce Street * East Longmeadow, MA 01028 * FAX 413/525-6405 * TEL. 413/525-2332

Project Location: Simsbury, CT | Sample Description: | Work Order: 19G1430

Date Received: 7/25/2019

Field Sample #: B-330W (12-14FT) | Sampled: 7/25/2019 12:57

Sample ID: 19G1430-05

Sample Matrix: Soil

Conventional Chemistry Parameters by EPA/APHA/SW-846 Methods (Total)

Analyte	Results	RL	Units	Dilution	Flag/Qual	Method	Date Prepared	Date/Time Analyzed	Analyst
% Solids	70.8		% Wt	1		SM 2540G	8/6/19	8/7/19 7:52	JDN

con-test® ANALYTICAL LABORATORY
39 Spruce Street * East Longmeadow, MA 01028 * FAX 413/525-6405 * TEL. 413/525-2332

Sample Extraction Data

Prep Method: SW-846 3546-CTDEP ETPH

Lab Number [Field ID]	Batch	Initial [g]	Final [mL]	Date
19G1430-05 [B-330W (12-14FT)]	B237276	30.3	1.00	08/06/19

Prep Method: % Solids-SM 2540G

Lab Number [Field ID]	Batch	Date
19G1430-05 [B-330W (12-14FT)]	B237291	08/06/19

con-test® ANALYTICAL LABORATORY
39 Spruce Street * East Longmeadow, MA 01028 * FAX 413/525-6405 * TEL. 413/525-2332

QUALITY CONTROL

Petroleum Hydrocarbons Analyses - Quality Control

Analyte	Result	Reporting Limit	Units	Spike Level	Source Result	%REC	%REC Limits	RPD	RPD Limit	Notes
Batch B237276 - SW-846 3546										
Blank (B237276-BLK1)				Prepared: 08/06/19 Analyzed: 08/07/19						
CT ETPH	ND	10	mg/Kg wet							
Surrogate: 2-Fluorobiphenyl	*2.55*		mg/Kg wet	3.33		76.6	50-150			
LCS (B237276-BS1)				Prepared: 08/06/19 Analyzed: 08/07/19						
CT ETPH	21.2	10	mg/Kg wet	33.3		63.7	60-120			
Surrogate: 2-Fluorobiphenyl	*2.84*		mg/Kg wet	3.33		85.1	50-150			
LCS Dup (B237276-BSD1)				Prepared: 08/06/19 Analyzed: 08/07/19						
CT ETPH	22.6	10	mg/Kg wet	33.3		67.7	60-120	6.16	30	
Surrogate: 2-Fluorobiphenyl	*3.28*		mg/Kg wet	3.33		98.3	50-150			

39 Spruce Street * East Longmeadow, MA 01028 * FAX 413/525-6405 * TEL. 413/525-2332

QUALITY CONTROL

Conventional Chemistry Parameters by EPA/APHA/SW-846 Methods (Total) - Quality Control

Analyte	Result	Reporting Limit	Units	Spike Level	Source Result	%REC	%REC Limits	RPD	RPD Limit	Notes
Batch B237291 - % Solids										
Duplicate (B237291-DUP1)	**Source: 19G1430-05**			Prepared: 08/06/19 Analyzed: 08/07/19						
% Solids	70.0		% Wt		70.8			1.16	20	

con-test® ANALYTICAL LABORATORY
39 Spruce Street * East Longmeadow, MA 01028 * FAX 413/525-6405 * TEL. 413/525-2332

FLAG/QUALIFIER SUMMARY

*	QC result is outside of established limits.
†	Wide recovery limits established for difficult compound.
‡	Wide RPD limits established for difficult compound.
#	Data exceeded client recommended or regulatory level
ND	Not Detected
RL	Reporting Limit is at the level of quantitation (LOQ)
DL	Detection Limit is the lower limit of detection determined by the MDL study
MCL	Maximum Contaminant Level
	Percent recoveries and relative percent differences (RPDs) are determined by the software using values in the calculation which have not been rounded.
	No results have been blank subtracted unless specified in the case narrative section.

39 Spruce Street * East Longmeadow, MA 01028 * FAX 413/525-6405 * TEL. 413/525-2332

CERTIFICATIONS

Certified Analyses included in this Report

Analyte	Certifications
CTDEP ETPH in Soil	
CT ETPH	CT
CTDEP ETPH in Water	
CT ETPH	CT

The CON-TEST Environmental Laboratory operates under the following certifications and accreditations:

Code	Description	Number	Expires
AIHA	AIHA-LAP, LLC - ISO17025:2005	100033	03/1/2020
MA	Massachusetts DEP	M-MA100	06/30/2020
CT	Connecticut Department of Publilc Health	PH-0567	09/30/2019
NY	New York State Department of Health	10899 NELAP	04/1/2020
NH-S	New Hampshire Environmental Lab	2516 NELAP	02/5/2020
RI	Rhode Island Department of Health	LAO00112	12/30/2019
NC	North Carolina Div. of Water Quality	652	12/31/2019
NJ	New Jersey DEP	MA007 NELAP	06/30/2020
FL	Florida Department of Health	E871027 NELAP	06/30/2020
VT	Vermont Department of Health Lead Laboratory	LL015036	07/30/2020
ME	State of Maine	2011028	06/9/2021
VA	Commonwealth of Virginia	460217	12/14/2019
NH-P	New Hampshire Environmental Lab	2557 NELAP	09/6/2019
VT-DW	Vermont Department of Health Drinking Water	VT-255716	06/12/2020
NC-DW	North Carolina Department of Health	25703	07/31/2020
PA	Commonwealth of Pennsylvania DEP	68-05812	06/30/2020

con-test ANALYTICAL LABORATORY

196430

MEK

Phone: 413-525-2332
Fax: 413-525-6405
Email: info@contestlabs.com

CHAIN OF CUSTODY RECORD

39 Spruce Street
East Longmeadow, MA 01028

Company Name:	Weston & Samspon
Address:	273 Dividend Road, Rocky Hill, CT 06067
Phone:	1-800-SAMPSON
Project Name:	Simsbury AWC
Project Location:	Simsbury, CT
Project Number:	
Project Manager:	Jeffery Willson
Con-Test Quote Name/Number:	
Invoice Recipient:	Jeffery Willson
Sampled By:	Akanksha Patel

Requested Turnaround Time
7-Day ☐ 10-Day ☐
Due Date: 5-day

Rush-Approval Required
1-Day ☐ 3-Day ☐
2-Day ☐ 4-Day ☐

Data Delivery
Format: PDF ☑ EXCEL ☑
Other: W&S EDD
CLP Like Data Pkg Required: ☐
Email To: willsonj@wseinc.com
Fax To #: patela@wseinc.com

Con-Test Work Order#	Client Sample ID / Description	Beginning Date/Time	Ending Date/Time	Composite	Grab	[1]Matrix Code	Conc Code	CT-ETPH	VOCs (8260)	SVOCs (8270)	Total RCRA 8 Metals	SPLP RCRA 8 Metals	8015 Petroleum Fingerprint	PCBs (Soxhlet)	HOLD*
	B-319W (10-12 ft)	7/25/19	1610		X	S	U	X							
	B-319W (12-14 ft)		1611					X							
	B-325A (10-12 ft)		934					X							
	B-325A (12-14 ft)		936					X							
	B-328S (8-10ft)		1115					X							
	B-328S (10-12 ft)		1116					X							
1	B-328S (12-14 ft)		1117												X
	B-328W (8-10 ft)		1200					X							
	B-328W (10-12 ft)		1201					X							
2	B-328W (12-14 ft)	7/25/19	1202		↓	S	U								X

[2]Preservation Code	I	I	I	I	I	I	I	I							
[3]Container Code	A	V	A	A	A	A	A	A							
# of Containers	1	3	1	1	1	1	1	1							

ANALYSIS REQUESTED

Dissolved Metals Samples
○ Field Filtered
○ Lab to Filter

Orthophosphate Samples
○ Field Filtered
○ Lab to Filter

Comments:
Eversourse project, please use Eversource reduced rates. Eversource project - tax exempt.
Samples marked as hold, are to be hold for future analysis.
Petroleum Fingerprint for EPTH
~~Please run 8015 on all 8270~~

Please use the following codes to indicate possible sample concentration within the **Conc Code** column above:
H - High; M - Medium; L - Low; C - Clean; U - Unknown

[1] **Matrix Codes:**
GW = Ground Water
WW = Waste Water
DW = Drinking Water
A = Air
S = Soil
SL = Sludge
SOL = Solid
O = Other (please define)
B = Reagent Blank

[2] **Preservation Codes:**
I = Iced
H = HCL
M = Methanol
N = Nitric Acid
S = Sulfuric Acid
B = Sodium Bisulfate
X = Sodium Hydroxide
T = Sodium Thiosulfate
O = Other (please define)

[3] **Container Codes:**
A = Amber Glass
G = Glass
P = Plastic
ST = Sterile
V = Vial
S = Summa Canister
T = Tedlar Bag
O = Other (please define)

PCB ONLY
☑ Soxhlet
☐ Non Soxhlet

Relinquished by: (signature) Akanksha Patel	Date/Time: 7/25/19 1700	Detection Limit Requirements	Special Requirements
Received by: (signature) AB	Date/Time: 7.25.19 1700	MA	☐ MA MCP Required
Relinquished by: (signature) AB	Date/Time: 7.25.19 1827		☐ MCP Certification Form Required
Received by: (signature) 2.9	Date/Time: 7.25.19	CT CT DEEP RSRs	☑ CT RCP Required
Relinquished by: (signature)	Date/Time:	RES DEC, I/CDEC	☐ RCP Certification Form Required
Received by: (signature)	Date/Time:	GA PMC	☐ MA State DW Required
		Other:	PWSID #

Project Entity
☐ Government ☐ Municipality ☐ MWRA ☐ WRTA
☐ Federal ☐ 21 J ☐ School

Other
☐ Chromatogram
☐ AIHA-LAP,LLC

con-test ANALYTICAL LABORATORY www.contestlabs.com

con-test ANALYTICAL LABORATORY

196430

Phone: 413-525-2332
Fax: 413-525-6405
Email: info@contestlabs.com

39 Spruce Street
East Longmeadow, MA 01028

CHAIN OF CUSTODY RECORD

Page 2 of 3

MEK

Company Name:	Weston & Samspon
Address:	273 Dividend Road, Rocky Hill, CT 06067
Phone:	1-800-SAMPSON
Project Name:	Simsbury AWC
Project Location:	Simsbury, CT
Project Number:	
Project Manager:	Jeffery Willson
On-Test Quote Name/Number:	
Invoice Recipient:	Jeffery Willson
Sampled By:	Akanksha Patel

Requested Turnaround Time
7-Day ☐ 10-Day ☐
Due Date: 5-day

Rush-Approval Required
1-Day ☐ 3-Day ☐
2-Day ☐ 4-Day ☐

Data Delivery
Format: PDF ☑ EXCEL ☑
Other: W&S EDD
CLP Like Data Pkg Required: ☐
Email To: willsonj@wseinc.com
Fax To #: patela@wseinc.com

Con-Test Work Order#	Client Sample ID / Description	Beginning Date/Time	Ending Date/Time	Composite	Grab	[1] Matrix Code	Conc Code	CT-ETPH	VOCs (8260)	SVOCs (8270)	Total RCRA 8 Metals	SPLP RCRA 8 Metals	8015 Petroleum Fingerprint	PCBs (Soxhlet)	HOLD*
	B-328E (8-10 ft)	7/25/19	1220		X	S	U	X							
	B-328E (10-12 ft)		1221					X							
3	B-328E (12-14 ft		1222												X
	B-310N (8-10 ft)		1530					X							
	B-310N (10-12 ft)		1531					X							
4	B-310N (12-14 ft)		1532												X
	B-330W (8-10 ft)		1255					X							
	B-330W (10-12 ft)		1256					X							
5	B-330W (12-14 ft)		1257												X
	B-701 (8-10 ft)	7/25/19	1010		X	S	U	X	X	X	X	X	X	X	

# of Containers	1	3	1	1	1	1	1	1
[2] Preservation Code	I	I	I	I	I	I	I	I
[3] Container Code	A	V	A	A	A	A	A	A

ANALYSIS REQUESTED

Dissolved Metals Samples
○ Field Filtered
○ Lab to Filter

Orthophosphate Samples
○ Field Filtered
○ Lab to Filter

[1] Matrix Codes:
GW = Ground Water
WW = Waste Water
DW = Drinking Water
A = Air
S = Soil
SL = Sludge
SOL = Solid
O = Other (please define)
B = Reagent Blank

[2] Preservation Codes:
I = Iced
H = HCL
M = Methanol
N = Nitric Acid
S = Sulfuric Acid
B = Sodium Bisulfate
X = Sodium Hydroxide
T = Sodium Thiosulfate
O = Other (please define)

[3] Container Codes:
A = Amber Glass
G = Glass
P = Plastic
ST = Sterile
V = Vial
S = Summa Canister
T = Tedlar Bag
O = Other (please define)

Comments:
Eversourse project, please use Eversource reduced rates. Eversource project - tax exempt.
Samples marked as hold, are to be hold for future analysis.
Petroleum Fingerprint for EPTH
~~Please run SIM on all 8270.~~

Please use the following codes to indicate possible sample concentration within the Conc Code column above:
H - High; M - Medium; L - Low; C - Clean; U - Unknown

Relinquished by: (signature)	Date/Time:
Akanksha Patel	7/25/19 1700
Received by: (signature) AB	Date/Time: 7-25-19 1700
Relinquished by: (signature) AB	Date/Time: 7-25-19 1821
Received by: (signature)	Date/Time: 7-25-19 1825
Relinquished by: (signature)	Date/Time:
Received by: (signature)	Date/Time:

Detection Limit Requirements
MA
CT: CT DEEP RSRs
RES DEC, I/CDEC
GA PMC
Other:

Special Requirements
☐ MA MCP Required
MCP Certification Form Required
☑ CT RCP Required
RCP Certification Form Required
☐ MA State DW Required
PWSID #

Project Entity
☐ Government ☐ Municipality ☐ MWRA ☐ WRTA
☐ Federal ☐ 21 J ☐ School

Other
☐ Chromatogram
☐ AIHA-LAP,LLC

PCB ONLY
☑ Soxhlet
☐ Non Soxhlet

con-test ANALYTICAL LABORATORY www.contestlabs.com

I Have Not Confirmed Sample Container Numbers With Lab Staff Before Relinquishing Over Samples_____

con-test® ANALYTICAL LABORATORY

Doc# 277 Rev 5 2017

Login Sample Receipt Checklist - (Rejection Criteria Listing - Using Acceptance Policy) Any False Statement will be brought to the attention of the Client - State True or False

Client W+S

Received By LR Date 7-25-19 Time 1025

How were the samples received? In Cooler T No Cooler _____ On Ice T No Ice _____
Direct from Sampling _____ Ambient _____ Melted Ice _____

Were samples within Temperature? 2-6°C T By Gun # 4 Actual Temp - 2.9
By Blank # _____ Actual Temp - _____

Was Custody Seal Intact? NA Were Samples Tampered with? NA
Was COC Relinquished ? T Does Chain Agree With Samples? T
Are there broken/leaking/loose caps on any samples? F
Is COC in ink/ Legible? T Were samples received within holding time? T
Did COC include all pertinent Information? Client T Analysis T Sampler Name T
Project T ID's T Collection Dates/Times T
Are Sample labels filled out and legible? T
Are there Lab to Filters? F Who was notified? _____
Are there Rushes? F Who was notified? _____
Are there Short Holds? F Who was notified? _____
Is there enough Volume? T
Is there Headspace where applicable? NA MS/MSD? F
Proper Media/Containers Used? T Is splitting samples required? F
Were trip blanks received? F On COC? F
Do all samples have the proper pH? NA Acid _____ Base _____

Vials	#	Containers:	#		#		#
Unp-		1 Liter Amb.		1 Liter Plastic		16 oz Amb.	
HCL-		500 mL Amb.		500 mL Plastic		8oz Amb/Clear	5
Meoh-		250 mL Amb.		250 mL Plastic		4oz Amb/Clear	
Bisulfate-		Flashpoint		Col./Bacteria		2oz Amb/Clear	
DI-		Other Glass		Other Plastic		Encore	
Thiosulfate-		SOC Kit		Plastic Bag		Frozen:	
Sulfuric-		Perchlorate		Ziplock			

Unused Media

Vials	#	Containers:	#		#		#
Unp-		1 Liter Amb.		1 Liter Plastic		16 oz Amb.	
HCL-		500 mL Amb.		500 mL Plastic		8oz Amb/Clear	
Meoh-		250 mL Amb.		250 mL Plastic		4oz Amb/Clear	
Bisulfate-		Col./Bacteria		Flashpoint		2oz Amb/Clear	
DI-		Other Plastic		Other Glass		Encore	
Thiosulfate-		SOC Kit		Plastic Bag		Frozen:	
Sulfuric-		Perchlorate		Ziplock			

Comments:

Meghan Kelley

From: Yellen, Laura
Sent: Monday, August 05, 2019 3:33 PM
To: Meghan Kelley
Cc: Willson, Jeffrey; Patel, Akanksha
Subject: Sample Activation

Meghan,
Please activate sample B-330W (12-14') from work order 19G1430 for ETPH analysis at standard TAT (Simsbury). Please confirm we are all set.

Thanks!
Laura

Laura Yellen
SENIOR PROJECT ENVIRONMENTAL SCIENTIST
office: 860-513-1473 ext. 3080
direct: 860-616-6621

Weston & Sampson
273 Dividend Road | Rocky Hill, CT 06067
tel: 860-513-1473
westonandsampson.com

Facebook | Twitter | LinkedIn

The contents of this e-mail and any attachments are the property of the Weston & Sampson companies. The e-mail contents are only to be used by the intended recipient of the e-mail. If you are not the intended recipient, then use, disclosure, copying, distribution or reliance on the e-mail is prohibited. All professional advice from us should be obtained in writing (not e-mail).

C:\MSDChem\4\DATA\D080919\D0809006.D

CT ETPH DISCRIMINATION CHECK

Data File Name	D0809006.D
Data File Path	C:\MSDChem\4\DATA\D080919\
Operator	RMW
Date Acquired	8/9/2019 14:58
Acq. Method File	EPH11D.M
Sample Name	ETPH 1500
Instrument Name	GCFID4

Name	Ret Time	Target Response	Average Response	*%D+/-20
C-9	1.50	8658281	9305590	7
C-10	2.18	8957141	9305590	4
C-12	3.14	9329212	9305590	0
C-14	3.86	9665677	9305590	-4
C-16	4.48	9756300	9305590	-5
C-18	5.03	9547420	9305590	-3
C-20	5.61	9787462	9305590	-5
C-22	6.34	9889937	9305590	-6
C-24	7.18	8942383	9305590	4
C-26	7.99	9712333	9305590	-4
C-28	8.73	9499151	9305590	-2
C-30	9.42	9362784	9305590	-1
C-32	10.06	9151936	9305590	2
C-34	10.66	8750045	9305590	6
C-36	11.23	8573793	9305590	8

Samples

19G1430-05
19H0119-06
19H0119-05
19H0119-07
19H0103-01

*One compound allowed %D</=50%

REASONABLE CONFIDENCE PROTOCOL
LABORATORY ANALYSIS QA/QC CERTIFICATION FORM

Laboratory Name: Con-Test Analytical Laboratory

Client: Weston & Sampson

Project Location: Simsbury, CT

Project Number: 19G1430

Laboratory Sample ID(s):
19G1430-01 thru 19G1430-05

Sample Date(s):
07/25/2019

List RCP Methods Used:
CTDEP ETPH

1	For each analytical method referenced in this laboratory report package, were all specified QA/QC performance criteria followed, including the requirement to explain any criteria falling outside of acceptable guidelines, as specified in the CTDEP method-specific Reasonable Confidence Protocol documents?	☑ Yes ☐ No
1A	Were the method specified preservation and holding time requirements met?	☑ Yes ☐ No
1B	VPH and EPH Methods only: Was the VPH and EPH method conducted without significant modifications (see Section 11.3 of respective RCP methods)?	☐ Yes ☐ No ☑ N/A
2	Were all samples received by the laboratory in a condition consistent with that described on the associated chain-of-custody document(s)?	☑ Yes ☐ No
3	Were samples received at an appropriate temperature (< 6 degrees C.)?	☑ Yes ☐ No ☐ N/A
4	Were all QA/QC performance criteria specified in the CTDEP Reasonable Confidence Protocol documents achieved?	☑ Yes ☐ No
5A	Were reporting limits specified or referenced on the chain-of-custody?	☑ Yes ☐ No
5B	Were these reporting limits met?	☑ Yes ☐ No
6	For each analytical method referenced in this laboratory report package, were results reported for all constituents identified in the method-specific analyte lists presented in the Reasonable Confidence Protocol documents?	☑ Yes ☐ No
7	Are project-specific matrix spikes and laboratory duplicates included in this data set?	☐ Yes ☑ No

Notes: For all questions to which the response was "No" (with the exception of question #7), additional information must be provided in an attached narrative. If the answer to question #1, #1A, or #1B is "No", the data package does not meet the requirements for "Reasonable Confidence."
This form may not be altered and all questions must be answered.

Lisa A. Worthington

I, the undersigned, attest under the pains and penalties of perjury that, to the best of my knowledge and belief and based upon my personal inquiry of those responsible for providing the information contained in this analytical report, such information is accurate and complete.

Authorized Signature: Lisa Worthington **Position:** Technical Representative

Printed Name: Lisa A. Worthington **Date:** 08/12/19

Name of Laboratory: Con-Test Analytical Laboratory

This certification form is to be used for RCP methods only.

con-test® ANALYTICAL LABORATORY
39 Spruce Street * East Longmeadow, MA 01028 * FAX 413/525-6405 * TEL. 413/525-2332

August 1, 2019

Jeff Willson
Weston & Sampson
273 Dividend Road
Rocky Hill, CT 06067

Project Location: Simsbury, CT
Client Job Number:
Project Number: [none]
Laboratory Work Order Number: 19G1432

Enclosed are results of analyses for samples received by the laboratory on July 25, 2019. If you have any questions concerning this report, please feel free to contact me.

Sincerely,



Meghan E. Kelley
Project Manager

Table of Contents

Sample Summary 4

Case Narrative 6

Sample Results 9

19G1432-01 9

19G1432-02 11

19G1432-03 13

19G1432-04 15

19G1432-05 17

19G1432-06 19

19G1432-07 21

19G1432-08 23

19G1432-09 25

19G1432-10 27

19G1432-11 29

19G1432-12 31

19G1432-13 33

19G1432-14 35

19G1432-15 37

19G1432-16 46

Sample Preparation Information 55

QC Data 57

Volatile Organic Compounds by GC/MS 57

B236495 57

Semivolatile Organic Compounds by GC/MS 60

B236444 60

Table of Contents (continued)

Polychlorinated Biphenyls with 3540 Soxhlet Extraction 65
B236490 65
Petroleum Hydrocarbons Analyses 66
B236443 66
B236592 66
Metals Analyses (Total) 67
B236504 67
B236646 67
SPLP - Metals Analyses 68
B236744 68
B236852 68
Dual Column RPD Report 70
Flag/Qualifier Summary 72
Certifications 73
Chain of Custody/Sample Receipt 79

con-test® ANALYTICAL LABORATORY
39 Spruce Street * East Longmeadow, MA 01028 * FAX 413/525-6405 * TEL. 413/525-2332

Weston & Sampson
273 Dividend Road
Rocky Hill, CT 06067
ATTN: Jeff Willson

REPORT DATE: 8/1/2019

PURCHASE ORDER NUMBER:

PROJECT NUMBER: [none]

ANALYTICAL SUMMARY

WORK ORDER NUMBER: 19G1432

The results of analyses performed on the following samples submitted to the CON-TEST Analytical Laboratory are found in this report.

PROJECT LOCATION: Simsbury, CT

FIELD SAMPLE #	LAB ID:	MATRIX	SAMPLE DESCRIPTION	TEST	SUB LAB
B-319W (10-12FT)	19G1432-01	Soil		CTDEP ETPH	
				SM 2540G	
B-319W (12-14FT)	19G1432-02	Soil		CTDEP ETPH	
				SM 2540G	
B-325a (10-12FT)	19G1432-03	Soil		CTDEP ETPH	
				SM 2540G	
B-325a (12-14FT)	19G1432-04	Soil		CTDEP ETPH	
				SM 2540G	
B-328S (8-10FT)	19G1432-05	Soil		CTDEP ETPH	
				SM 2540G	
B-328S (10-12FT)	19G1432-06	Soil		CTDEP ETPH	
				SM 2540G	
B-328W (8-10FT)	19G1432-07	Soil		CTDEP ETPH	
				SM 2540G	
B-328W (10-12FT)	19G1432-08	Soil		CTDEP ETPH	
				SM 2540G	
B-328E (8-10FT)	19G1432-09	Soil		CTDEP ETPH	
				SM 2540G	
B-328E (10-12FT)	19G1432-10	Soil		CTDEP ETPH	
				SM 2540G	
B-310N (8-10FT)	19G1432-11	Soil		CTDEP ETPH	
				SM 2540G	
B-310N (10-12FT)	19G1432-12	Soil		CTDEP ETPH	
				SM 2540G	
B-330W (8-10FT)	19G1432-13	Soil		CTDEP ETPH	
				SM 2540G	
B-330W (10-12FT)	19G1432-14	Soil		CTDEP ETPH	
				SM 2540G	
B-701 (8-10FT)	19G1432-15	Soil		CTDEP ETPH	
				SM 2540G	
				SW-846 6010D	
				SW-846 6020B	
				SW-846 7470A	
				SW-846 7471B	
				SW-846 8015C	
				SW-846 8082A	
				SW-846 8260C	
				SW-846 8270D	

con-test® ANALYTICAL LABORATORY
39 Spruce Street * East Longmeadow, MA 01028 * FAX 413/525-6405 * TEL. 413/525-2332

Weston & Sampson
273 Dividend Road
Rocky Hill, CT 06067
ATTN: Jeff Willson

REPORT DATE: 8/1/2019

PURCHASE ORDER NUMBER:

PROJECT NUMBER: [none]

ANALYTICAL SUMMARY

WORK ORDER NUMBER: 19G1432

The results of analyses performed on the following samples submitted to the CON-TEST Analytical Laboratory are found in this report.

PROJECT LOCATION: Simsbury, CT

FIELD SAMPLE #	LAB ID:	MATRIX	SAMPLE DESCRIPTION	TEST	SUB LAB
B-702 (9-10FT)	19G1432-16	Soil		CTDEP ETPH	
				SM 2540G	
				SW-846 6010D	
				SW-846 6020B	
				SW-846 7470A	
				SW-846 7471B	
				SW-846 8015C	
				SW-846 8082A	
				SW-846 8260C	
				SW-846 8270D	

con-test® ANALYTICAL LABORATORY
39 Spruce Street * East Longmeadow, MA 01028 * FAX 413/525-6405 * TEL. 413/525-2332

CASE NARRATIVE SUMMARY

All reported results are within defined laboratory quality control objectives unless listed below or otherwise qualified in this report.

For method 6010, only a select list of metals was requested and reported.

For method 6020, only a select list of metals was requested and reported.

con-test® ANALYTICAL LABORATORY
39 Spruce Street * East Longmeadow, MA 01028 * FAX 413/525-6405 * TEL. 413/525-2332

CTDEP ETPH

Qualifications:

S-01

The surrogate recovery for this sample is not available due to sample dilution below the surrogate reporting limit required from high analyte concentration and/or matrix interferences.

Analyte & Samples(s) Qualified:

2-Fluorobiphenyl
19G1432-13[B-330W (8-10FT)], 19G1432-14[B-330W (10-12FT)]

SW-846 6020B

Qualifications:

B

Analyte is found in the associated laboratory blank as well as in the sample.

Analyte & Samples(s) Qualified:

Lead
B236744-BLK1, B236744-BS1, B236744-BSD1, B236744-MS1

B-05

Data is not affected by elevated level in laboratory blank since sample(s) result is "Not Detected".

Analyte & Samples(s) Qualified:

Lead
19G1432-15[B-701 (8-10FT)], 19G1432-16[B-702 (9-10FT)]

SW-846 8015C

Qualifications:

Z-01

Sample contamination is in the C9-C36 range. Does not match any reference standard.

Analyte & Samples(s) Qualified:

TPH (C9-C36)
19G1432-16[B-702 (9-10FT)]

SW-846 8260C

Qualifications:

V-34

Initial calibration verification (ICV) did not meet method specifications and was biased on the low side for this compound. Reported result is estimated.

Analyte & Samples(s) Qualified:

Bromomethane
19G1432-15[B-701 (8-10FT)], 19G1432-16[B-702 (9-10FT)], B236495-BLK1, B236495-BS1, S038524-CCV1

V-35

Initial calibration verification (ICV) did not meet method specifications and was biased on the high side for this compound. Reported result is estimated.

Analyte & Samples(s) Qualified:

Acetone
B236495-BS1, S038524-CCV1

SW-846 8270D

Qualifications:

V-05

Continuing calibration verification (CCV) did not meet method specifications and was biased on the low side for this compound.

Analyte & Samples(s) Qualified:

Hexachlorocyclopentadiene
19G1432-15[B-701 (8-10FT)], 19G1432-16[B-702 (9-10FT)], S038638-CCV1

con-test® ANALYTICAL LABORATORY
39 Spruce Street * East Longmeadow, MA 01028 * FAX 413/525-6405 * TEL. 413/525-2332

V-06

Continuing calibration verification (CCV) did not meet method specifications and was biased on the high side for this compound.

Analyte & Samples(s) Qualified:

4-Nitrophenol
S038638-CCV1

V-16

Response factor is less than method specified minimum acceptable value. Reduced precision and accuracy may be associated with reported result.

Analyte & Samples(s) Qualified:

Pentachloronitrobenzene
19G1432-15[B-701 (8-10FT)], 19G1432-16[B-702 (9-10FT)], B236444-BLK1, B236444-BS1, B236444-BSD1, S038530-CCV1, S038638-CCV1, S038640-CCV1

V-20

Continuing calibration verification (CCV) did not meet method specifications and was biased on the high side. Data validation is not affected since sample result was "not detected" for this compound.

Analyte & Samples(s) Qualified:

4-Nitrophenol
19G1432-15[B-701 (8-10FT)], 19G1432-16[B-702 (9-10FT)]

V-34

Initial calibration verification (ICV) did not meet method specifications and was biased on the low side for this compound. Reported result is estimated.

Analyte & Samples(s) Qualified:

2,4-Dinitrophenol
19G1432-15[B-701 (8-10FT)], 19G1432-16[B-702 (9-10FT)], S038638-CCV1

2-Nitroaniline
B236444-BLK1, B236444-BS1, B236444-BSD1, S038530-CCV1, S038640-CCV1

3,3-Dichlorobenzidine
19G1432-15[B-701 (8-10FT)], 19G1432-16[B-702 (9-10FT)], B236444-BLK1, B236444-BS1, B236444-BSD1, S038530-CCV1, S038640-CCV1

3-Nitroaniline
19G1432-15[B-701 (8-10FT)], 19G1432-16[B-702 (9-10FT)], S038638-CCV1

4-Chloroaniline
19G1432-15[B-701 (8-10FT)], 19G1432-16[B-702 (9-10FT)], B236444-BLK1, B236444-BS1, B236444-BSD1, S038530-CCV1, S038640-CCV1

4-Nitrophenol
19G1432-15[B-701 (8-10FT)], 19G1432-16[B-702 (9-10FT)], S038638-CCV1

Pyridine
19G1432-15[B-701 (8-10FT)], 19G1432-16[B-702 (9-10FT)], S038638-CCV1

SW-846 8270D

The LCS sample recoveries for required RCP 8270 compounds were all within control limits specified by the method, 40-140% for base/neutrals and 30-130% for acids except for “difficult analytes” listed below and/or otherwise listed in this narrative: Difficult analytes for water – limits between 10 and 150% depending on the compound (see QC summary for limits): Benzoic Acid, Dimethylphthalate, Bis(2-chloroisopropyl)ether, Hexachlorocyclopentadiene, Pyridine, 4-Nitrophenol, and Phenol.

The LCS sample recoveries for required RCP 8270 compounds were all within control limits specified by the method, 40-140% for base/neutrals and 30-130% for acids except for “difficult analytes” listed below and/or otherwise listed in this narrative: Difficult analytes for soil - limits between 10 and 180% depending on the compound (see QC summary for limits): 3,3’-Dichlorobenzidine, Pyridine, Aniline, 4-Chloroaniline, 3-Nitroaniline, and n-Nitrosodiphenylamine.

All reporting limits specified on the chain-of-custody were met, except for Pyridine for the most protective criteria since the laboratory cannot achieve the required RCP calibration criteria at these levels unless otherwise listed in this narrative.

All reporting limits specified on the chain-of-custody were met, except for Pyridine, 1,2,4,5-Tetrachlorobenzene and Pentachloronitrobenzene for the most protective criteria since the laboratory cannot achieve the required RCP calibration criteria at these levels unless otherwise listed in this narrative.

The results of analyses reported only relate to samples submitted to the Con-Test Analytical Laboratory for testing.
I certify that the analyses listed above, unless specifically listed as subcontracted, if any, were performed under my direction according to the approved methodologies listed in this document, and that based upon my inquiry of those individuals immediately responsible for obtaining the information, the material contained in this report is, to the best of my knowledge and belief, accurate and complete.



Lisa A. Worthington
Technical Representative

con-test® ANALYTICAL LABORATORY
39 Spruce Street * East Longmeadow, MA 01028 * FAX 413/525-6405 * TEL. 413/525-2332

Project Location: Simsbury, CT
Sample Description:
Work Order: 19G1432

Date Received: 7/25/2019

Field Sample #: B-319W (10-12FT)
Sampled: 7/25/2019 16:10

Sample ID: 19G1432-01

Sample Matrix: Soil

Petroleum Hydrocarbons Analyses

Analyte	Results	RL	Units	Dilution	Flag/Qual	Method	Date Prepared	Date/Time Analyzed	Analyst
CT ETPH	ND	11	mg/Kg dry	1		CTDEP ETPH	7/28/19	7/31/19 19:25	RDD

Surrogates	% Recovery	Recovery Limits	Flag/Qual	
2-Fluorobiphenyl	99.0	50-150		7/31/19 19:25

con-test® ANALYTICAL LABORATORY
39 Spruce Street * East Longmeadow, MA 01028 * FAX 413/525-6405 * TEL. 413/525-2332

Project Location: Simsbury, CT
Sample Description:
Work Order: 19G1432

Date Received: 7/25/2019

Field Sample #: B-319W (10-12FT)
Sampled: 7/25/2019 16:10

Sample ID: 19G1432-01

Sample Matrix: Soil

Conventional Chemistry Parameters by EPA/APHA/SW-846 Methods (Total)

Analyte	Results	RL	Units	Dilution	Flag/Qual	Method	Date Prepared	Date/Time Analyzed	Analyst
% Solids	93.9		% Wt	1		SM 2540G	7/26/19	7/27/19 12:36	JDN

con-test® ANALYTICAL LABORATORY
39 Spruce Street * East Longmeadow, MA 01028 * FAX 413/525-6405 * TEL. 413/525-2332

Project Location: Simsbury, CT
Sample Description:
Work Order: 19G1432

Date Received: 7/25/2019

Field Sample #: B-319W (12-14FT)
Sampled: 7/25/2019 16:11

Sample ID: 19G1432-02

Sample Matrix: Soil

Petroleum Hydrocarbons Analyses

Analyte	Results	RL	Units	Dilution	Flag/Qual	Method	Date Prepared	Date/Time Analyzed	Analyst
CT ETPH	ND	11	mg/Kg dry	1		CTDEP ETPH	7/28/19	7/31/19 17:22	RDD

Surrogates	% Recovery	Recovery Limits	Flag/Qual	
2-Fluorobiphenyl	104	50-150		7/31/19 17:22

con-test® ANALYTICAL LABORATORY
39 Spruce Street * East Longmeadow, MA 01028 * FAX 413/525-6405 * TEL. 413/525-2332

Project Location: Simsbury, CT | Sample Description: | Work Order: 19G1432

Date Received: 7/25/2019

Field Sample #: B-319W (12-14FT) | Sampled: 7/25/2019 16:11

Sample ID: 19G1432-02

Sample Matrix: Soil

Conventional Chemistry Parameters by EPA/APHA/SW-846 Methods (Total)

Analyte	Results	RL	Units	Dilution	Flag/Qual	Method	Date Prepared	Date/Time Analyzed	Analyst
% Solids	89.8		% Wt	1		SM 2540G	7/26/19	7/27/19 12:36	JDN

con-test® ANALYTICAL LABORATORY
39 Spruce Street * East Longmeadow, MA 01028 * FAX 413/525-6405 * TEL. 413/525-2332

Project Location: Simsbury, CT | Sample Description: | Work Order: 19G1432

Date Received: 7/25/2019

Field Sample #: B-325a (10-12FT) | Sampled: 7/25/2019 09:34

Sample ID: 19G1432-03

Sample Matrix: Soil

Petroleum Hydrocarbons Analyses

Analyte	Results	RL	Units	Dilution	Flag/Qual	Method	Date Prepared	Date/Time Analyzed	Analyst
CT ETPH	30	13	mg/Kg dry	1		CTDEP ETPH	7/28/19	7/31/19 19:45	RDD

Surrogates	% Recovery	Recovery Limits	Flag/Qual	
2-Fluorobiphenyl	101	50-150		7/31/19 19:45



39 Spruce Street * East Longmeadow, MA 01028 * FAX 413/525-6405 * TEL. 413/525-2332

Project Location: Simsbury, CT | Sample Description: | Work Order: 19G1432

Date Received: 7/25/2019

Field Sample #: B-325a (10-12FT) | Sampled: 7/25/2019 09:34

Sample ID: 19G1432-03

Sample Matrix: Soil

Conventional Chemistry Parameters by EPA/APHA/SW-846 Methods (Total)

Analyte	Results	RL	Units	Dilution	Flag/Qual	Method	Date Prepared	Date/Time Analyzed	Analyst
% Solids	75.3		% Wt	1		SM 2540G	7/26/19	7/27/19 12:36	JDN

con-test® ANALYTICAL LABORATORY
39 Spruce Street * East Longmeadow, MA 01028 * FAX 413/525-6405 * TEL. 413/525-2332

Project Location: Simsbury, CT | Sample Description: | Work Order: 19G1432

Date Received: 7/25/2019

Field Sample #: B-325a (12-14FT) | Sampled: 7/25/2019 09:36

Sample ID: 19G1432-04

Sample Matrix: Soil

Petroleum Hydrocarbons Analyses

Analyte	Results	RL	Units	Dilution	Flag/Qual	Method	Date Prepared	Date/Time Analyzed	Analyst
CT ETPH	ND	14	mg/Kg dry	1		CTDEP ETPH	7/28/19	7/31/19 17:43	RDD

Surrogates	% Recovery	Recovery Limits	Flag/Qual	
2-Fluorobiphenyl	95.0	50-150		7/31/19 17:43

con-test® ANALYTICAL LABORATORY
39 Spruce Street * East Longmeadow, MA 01028 * FAX 413/525-6405 * TEL. 413/525-2332

Project Location: Simsbury, CT
Sample Description:
Work Order: 19G1432

Date Received: 7/25/2019

Field Sample #: B-325a (12-14FT)
Sampled: 7/25/2019 09:36

Sample ID: 19G1432-04

Sample Matrix: Soil

Conventional Chemistry Parameters by EPA/APHA/SW-846 Methods (Total)

Analyte	Results	RL	Units	Dilution	Flag/Qual	Method	Date Prepared	Date/Time Analyzed	Analyst
% Solids	72.2		% Wt	1		SM 2540G	7/26/19	7/27/19 12:36	JDN

con-test® ANALYTICAL LABORATORY
39 Spruce Street * East Longmeadow, MA 01028 * FAX 413/525-6405 * TEL. 413/525-2332

Project Location: Simsbury, CT | Sample Description: | Work Order: 19G1432

Date Received: 7/25/2019

Field Sample #: B-328S (8-10FT) | Sampled: 7/25/2019 11:15

Sample ID: 19G1432-05

Sample Matrix: Soil

Petroleum Hydrocarbons Analyses

Analyte	Results	RL	Units	Dilution	Flag/Qual	Method	Date Prepared	Date/Time Analyzed	Analyst
CT ETPH	ND	10	mg/Kg dry	1		CTDEP ETPH	7/28/19	7/31/19 18:03	RDD

Surrogates	% Recovery	Recovery Limits	Flag/Qual	
2-Fluorobiphenyl	104	50-150		7/31/19 18:03

con-test® ANALYTICAL LABORATORY
39 Spruce Street * East Longmeadow, MA 01028 * FAX 413/525-6405 * TEL. 413/525-2332

Project Location: Simsbury, CT | Sample Description: | Work Order: 19G1432

Date Received: 7/25/2019

Field Sample #: B-328S (8-10FT) | Sampled: 7/25/2019 11:15

Sample ID: 19G1432-05

Sample Matrix: Soil

Conventional Chemistry Parameters by EPA/APHA/SW-846 Methods (Total)

Analyte	Results	RL	Units	Dilution	Flag/Qual	Method	Date Prepared	Date/Time Analyzed	Analyst
% Solids	97.3		% Wt	1		SM 2540G	7/26/19	7/27/19 12:36	JDN

con-test® ANALYTICAL LABORATORY
39 Spruce Street * East Longmeadow, MA 01028 * FAX 413/525-6405 * TEL. 413/525-2332

Project Location: Simsbury, CT | Sample Description: | Work Order: 19G1432

Date Received: 7/25/2019

Field Sample #: B-328S (10-12FT) | Sampled: 7/25/2019 11:16

Sample ID: 19G1432-06

Sample Matrix: Soil

Petroleum Hydrocarbons Analyses

Analyte	Results	RL	Units	Dilution	Flag/Qual	Method	Date Prepared	Date/Time Analyzed	Analyst
CT ETPH	20	11	mg/Kg dry	1		CTDEP ETPH	7/28/19	7/31/19 20:05	RDD

Surrogates	% Recovery	Recovery Limits	Flag/Qual	
2-Fluorobiphenyl	104	50-150		7/31/19 20:05



39 Spruce Street * East Longmeadow, MA 01028 * FAX 413/525-6405 * TEL. 413/525-2332

Project Location: Simsbury, CT | Sample Description: | Work Order: 19G1432

Date Received: 7/25/2019

Field Sample #: B-328S (10-12FT) | Sampled: 7/25/2019 11:16

Sample ID: 19G1432-06

Sample Matrix: Soil

Conventional Chemistry Parameters by EPA/APHA/SW-846 Methods (Total)

Analyte	Results	RL	Units	Dilution	Flag/Qual	Method	Date Prepared	Date/Time Analyzed	Analyst
% Solids	90.7		% Wt	1		SM 2540G	7/26/19	7/27/19 12:37	JDN

con-test® ANALYTICAL LABORATORY
39 Spruce Street * East Longmeadow, MA 01028 * FAX 413/525-6405 * TEL. 413/525-2332

Project Location: Simsbury, CT | Sample Description: | Work Order: 19G1432

Date Received: 7/25/2019

Field Sample #: B-328W (8-10FT) | Sampled: 7/25/2019 12:00

Sample ID: 19G1432-07

Sample Matrix: Soil

Petroleum Hydrocarbons Analyses

Analyte	Results	RL	Units	Dilution	Flag/Qual	Method	Date Prepared	Date/Time Analyzed	Analyst
CT ETPH	ND	10	mg/Kg dry	1		CTDEP ETPH	7/28/19	7/31/19 18:24	RDD

Surrogates	% Recovery	Recovery Limits	Flag/Qual	
2-Fluorobiphenyl	102	50-150		7/31/19 18:24

con-test® ANALYTICAL LABORATORY
39 Spruce Street * East Longmeadow, MA 01028 * FAX 413/525-6405 * TEL. 413/525-2332

Project Location: Simsbury, CT | Sample Description: | Work Order: 19G1432

Date Received: 7/25/2019

Field Sample #: B-328W (8-10FT) | Sampled: 7/25/2019 12:00

Sample ID: 19G1432-07

Sample Matrix: Soil

Conventional Chemistry Parameters by EPA/APHA/SW-846 Methods (Total)

Analyte	Results	RL	Units	Dilution	Flag/Qual	Method	Date Prepared	Date/Time Analyzed	Analyst
% Solids	96.2		% Wt	1		SM 2540G	7/26/19	7/27/19 12:37	JDN

con-test® ANALYTICAL LABORATORY
39 Spruce Street * East Longmeadow, MA 01028 * FAX 413/525-6405 * TEL. 413/525-2332

Project Location: Simsbury, CT
Sample Description:
Work Order: 19G1432

Date Received: 7/25/2019

Field Sample #: B-328W (10-12FT)
Sampled: 7/25/2019 12:01

Sample ID: 19G1432-08

Sample Matrix: Soil

Petroleum Hydrocarbons Analyses

Analyte	Results	RL	Units	Dilution	Flag/Qual	Method	Date Prepared	Date/Time Analyzed	Analyst
CT ETPH	ND	11	mg/Kg dry	1		CTDEP ETPH	7/28/19	7/31/19 19:04	RDD

Surrogates	% Recovery	Recovery Limits	Flag/Qual	
2-Fluorobiphenyl	99.5	50-150		7/31/19 19:04

con-test® ANALYTICAL LABORATORY
39 Spruce Street * East Longmeadow, MA 01028 * FAX 413/525-6405 * TEL. 413/525-2332

Project Location: Simsbury, CT | Sample Description: | Work Order: 19G1432

Date Received: 7/25/2019

Field Sample #: B-328W (10-12FT) | Sampled: 7/25/2019 12:01

Sample ID: 19G1432-08

Sample Matrix: Soil

Conventional Chemistry Parameters by EPA/APHA/SW-846 Methods (Total)

Analyte	Results	RL	Units	Dilution	Flag/Qual	Method	Date Prepared	Date/Time Analyzed	Analyst
% Solids	94.9		% Wt	1		SM 2540G	7/26/19	7/27/19 12:37	JDN

con-test® ANALYTICAL LABORATORY
39 Spruce Street * East Longmeadow, MA 01028 * FAX 413/525-6405 * TEL. 413/525-2332

Project Location: Simsbury, CT
Sample Description:
Work Order: 19G1432

Date Received: 7/25/2019

Field Sample #: B-328E (8-10FT)
Sampled: 7/25/2019 12:20

Sample ID: 19G1432-09

Sample Matrix: Soil

Petroleum Hydrocarbons Analyses

Analyte	Results	RL	Units	Dilution	Flag/Qual	Method	Date Prepared	Date/Time Analyzed	Analyst
CT ETPH	ND	11	mg/Kg dry	1		CTDEP ETPH	7/28/19	7/31/19 18:44	RDD

Surrogates	% Recovery	Recovery Limits	Flag/Qual	
2-Fluorobiphenyl	106	50-150		7/31/19 18:44

con-test® ANALYTICAL LABORATORY
39 Spruce Street * East Longmeadow, MA 01028 * FAX 413/525-6405 * TEL. 413/525-2332

Project Location: Simsbury, CT | Sample Description: | Work Order: 19G1432

Date Received: 7/25/2019

Field Sample #: B-328E (8-10FT) | Sampled: 7/25/2019 12:20

Sample ID: 19G1432-09

Sample Matrix: Soil

Conventional Chemistry Parameters by EPA/APHA/SW-846 Methods (Total)

Analyte	Results	RL	Units	Dilution	Flag/Qual	Method	Date Prepared	Date/Time Analyzed	Analyst
% Solids	94.1		% Wt	1		SM 2540G	7/26/19	7/27/19 12:37	JDN

con-test® ANALYTICAL LABORATORY
39 Spruce Street * East Longmeadow, MA 01028 * FAX 413/525-6405 * TEL. 413/525-2332

Project Location: Simsbury, CT | Sample Description: | Work Order: 19G1432

Date Received: 7/25/2019

Field Sample #: B-328E (10-12FT) | Sampled: 7/25/2019 12:21

Sample ID: 19G1432-10

Sample Matrix: Soil

Petroleum Hydrocarbons Analyses

Analyte	Results	RL	Units	Dilution	Flag/Qual	Method	Date Prepared	Date/Time Analyzed	Analyst
CT ETPH	14	11	mg/Kg dry	1		CTDEP ETPH	7/28/19	7/31/19 20:25	RDD

Surrogates	% Recovery	Recovery Limits	Flag/Qual	
2-Fluorobiphenyl	100	50-150		7/31/19 20:25

con-test® ANALYTICAL LABORATORY
39 Spruce Street * East Longmeadow, MA 01028 * FAX 413/525-6405 * TEL. 413/525-2332

Project Location: Simsbury, CT | Sample Description: | Work Order: 19G1432

Date Received: 7/25/2019

Field Sample #: B-328E (10-12FT) | Sampled: 7/25/2019 12:21

Sample ID: 19G1432-10

Sample Matrix: Soil

Conventional Chemistry Parameters by EPA/APHA/SW-846 Methods (Total)

Analyte	Results	RL	Units	Dilution	Flag/Qual	Method	Date Prepared	Date/Time Analyzed	Analyst
% Solids	92.1		% Wt	1		SM 2540G	7/26/19	7/27/19 12:37	JDN

con-test® ANALYTICAL LABORATORY
39 Spruce Street * East Longmeadow, MA 01028 * FAX 413/525-6405 * TEL. 413/525-2332

Project Location: Simsbury, CT | Sample Description: | Work Order: 19G1432

Date Received: 7/25/2019

Field Sample #: B-310N (8-10FT) | Sampled: 7/25/2019 15:30

Sample ID: 19G1432-11

Sample Matrix: Soil

Petroleum Hydrocarbons Analyses

Analyte	Results	RL	Units	Dilution	Flag/Qual	Method	Date Prepared	Date/Time Analyzed	Analyst
CT ETPH	ND	10	mg/Kg dry	1		CTDEP ETPH	7/28/19	8/1/19 1:30	RDD

Surrogates	% Recovery	Recovery Limits	Flag/Qual				
2-Fluorobiphenyl	94.6	50-150				8/1/19 1:30	

con-test® ANALYTICAL LABORATORY
39 Spruce Street * East Longmeadow, MA 01028 * FAX 413/525-6405 * TEL. 413/525-2332

Project Location: Simsbury, CT | Sample Description: | Work Order: 19G1432

Date Received: 7/25/2019

Field Sample #: B-310N (8-10FT) | Sampled: 7/25/2019 15:30

Sample ID: 19G1432-11

Sample Matrix: Soil

Conventional Chemistry Parameters by EPA/APHA/SW-846 Methods (Total)

Analyte	Results	RL	Units	Dilution	Flag/Qual	Method	Date Prepared	Date/Time Analyzed	Analyst
% Solids	97.1		% Wt	1		SM 2540G	7/26/19	7/27/19 12:37	JDN

con-test® ANALYTICAL LABORATORY
39 Spruce Street * East Longmeadow, MA 01028 * FAX 413/525-6405 * TEL. 413/525-2332

Project Location: Simsbury, CT | Sample Description: | Work Order: 19G1432

Date Received: 7/25/2019

Field Sample #: B-310N (10-12FT) | Sampled: 7/25/2019 15:31

Sample ID: 19G1432-12

Sample Matrix: Soil

Petroleum Hydrocarbons Analyses

Analyte	Results	RL	Units	Dilution	Flag/Qual	Method	Date Prepared	Date/Time Analyzed	Analyst
CT ETPH	98	21	mg/Kg dry	2		CTDEP ETPH	7/28/19	8/1/19 5:11	RDD

Surrogates	% Recovery	Recovery Limits	Flag/Qual				
2-Fluorobiphenyl	112	50-150				8/1/19 5:11	

con-test® ANALYTICAL LABORATORY
39 Spruce Street * East Longmeadow, MA 01028 * FAX 413/525-6405 * TEL. 413/525-2332

Project Location: Simsbury, CT | Sample Description: | Work Order: 19G1432

Date Received: 7/25/2019

Field Sample #: B-310N (10-12FT) | Sampled: 7/25/2019 15:31

Sample ID: 19G1432-12

Sample Matrix: Soil

Conventional Chemistry Parameters by EPA/APHA/SW-846 Methods (Total)

Analyte	Results	RL	Units	Dilution	Flag/Qual	Method	Date Prepared	Date/Time Analyzed	Analyst
% Solids	94.6		% Wt	1		SM 2540G	7/26/19	7/27/19 12:38	JDN

con-test® ANALYTICAL LABORATORY
39 Spruce Street * East Longmeadow, MA 01028 * FAX 413/525-6405 * TEL. 413/525-2332

Project Location: Simsbury, CT | Sample Description: | Work Order: 19G1432

Date Received: 7/25/2019

Field Sample #: B-330W (8-10FT) | Sampled: 7/25/2019 12:55

Sample ID: 19G1432-13

Sample Matrix: Soil

Petroleum Hydrocarbons Analyses

Analyte	Results	RL	Units	Dilution	Flag/Qual	Method	Date Prepared	Date/Time Analyzed	Analyst
CT ETPH	14000	2700	mg/Kg dry	250		CTDEP ETPH	7/28/19	8/1/19 14:05	RDD

Surrogates	% Recovery	Recovery Limits	Flag/Qual	
2-Fluorobiphenyl	*	50-150	S-01	8/1/19 14:05

con-test® ANALYTICAL LABORATORY
39 Spruce Street * East Longmeadow, MA 01028 * FAX 413/525-6405 * TEL. 413/525-2332

Project Location: Simsbury, CT | Sample Description: | Work Order: 19G1432

Date Received: 7/25/2019

Field Sample #: B-330W (8-10FT) | Sampled: 7/25/2019 12:55

Sample ID: 19G1432-13

Sample Matrix: Soil

Conventional Chemistry Parameters by EPA/APHA/SW-846 Methods (Total)

Analyte	Results	RL	Units	Dilution	Flag/Qual	Method	Date Prepared	Date/Time Analyzed	Analyst
% Solids	92.7		% Wt	1		SM 2540G	7/26/19	7/27/19 12:38	JDN

con-test® ANALYTICAL LABORATORY
39 Spruce Street * East Longmeadow, MA 01028 * FAX 413/525-6405 * TEL. 413/525-2332

Project Location: Simsbury, CT | Sample Description: | Work Order: 19G1432

Date Received: 7/25/2019

Field Sample #: B-330W (10-12FT) | Sampled: 7/25/2019 12:56

Sample ID: 19G1432-14

Sample Matrix: Soil

Petroleum Hydrocarbons Analyses

Analyte	Results	RL	Units	Dilution	Flag/Qual	Method	Date Prepared	Date/Time Analyzed	Analyst
CT ETPH	5800	1100	mg/Kg dry	100		CTDEP ETPH	7/28/19	8/1/19 13:45	RDD

Surrogates	% Recovery	Recovery Limits	Flag/Qual	
2-Fluorobiphenyl	*	50-150	S-01	8/1/19 13:45

con-test® ANALYTICAL LABORATORY
39 Spruce Street * East Longmeadow, MA 01028 * FAX 413/525-6405 * TEL. 413/525-2332

Project Location: Simsbury, CT | Sample Description: | Work Order: 19G1432

Date Received: 7/25/2019

Field Sample #: B-330W (10-12FT) | Sampled: 7/25/2019 12:56

Sample ID: 19G1432-14

Sample Matrix: Soil

Conventional Chemistry Parameters by EPA/APHA/SW-846 Methods (Total)

Analyte	Results	RL	Units	Dilution	Flag/Qual	Method	Date Prepared	Date/Time Analyzed	Analyst
% Solids	89.3		% Wt	1		SM 2540G	7/26/19	7/27/19 12:38	JDN

con-test® ANALYTICAL LABORATORY
39 Spruce Street * East Longmeadow, MA 01028 * FAX 413/525-6405 * TEL. 413/525-2332

Project Location: Simsbury, CT | Sample Description: | Work Order: 19G1432

Date Received: 7/25/2019

Field Sample #: B-701 (8-10FT) | Sampled: 7/25/2019 10:10

Sample ID: 19G1432-15

Sample Matrix: Soil

Volatile Organic Compounds by GC/MS

Analyte	Results	RL	Units	Dilution	Flag/Qual	Method	Date Prepared	Date/Time Analyzed	Analyst
Acetone	ND	0.071	mg/Kg dry	1		SW-846 8260C	7/26/19	7/26/19 18:34	MFF
Acrylonitrile	ND	0.0043	mg/Kg dry	1		SW-846 8260C	7/26/19	7/26/19 18:34	MFF
Benzene	ND	0.0014	mg/Kg dry	1		SW-846 8260C	7/26/19	7/26/19 18:34	MFF
Bromobenzene	ND	0.0014	mg/Kg dry	1		SW-846 8260C	7/26/19	7/26/19 18:34	MFF
Bromodichloromethane	ND	0.0014	mg/Kg dry	1		SW-846 8260C	7/26/19	7/26/19 18:34	MFF
Bromoform	ND	0.0029	mg/Kg dry	1		SW-846 8260C	7/26/19	7/26/19 18:34	MFF
Bromomethane	ND	0.0071	mg/Kg dry	1	V-34	SW-846 8260C	7/26/19	7/26/19 18:34	MFF
2-Butanone (MEK)	ND	0.029	mg/Kg dry	1		SW-846 8260C	7/26/19	7/26/19 18:34	MFF
n-Butylbenzene	ND	0.0014	mg/Kg dry	1		SW-846 8260C	7/26/19	7/26/19 18:34	MFF
sec-Butylbenzene	ND	0.0014	mg/Kg dry	1		SW-846 8260C	7/26/19	7/26/19 18:34	MFF
tert-Butylbenzene	ND	0.0014	mg/Kg dry	1		SW-846 8260C	7/26/19	7/26/19 18:34	MFF
Carbon Disulfide	ND	0.0043	mg/Kg dry	1		SW-846 8260C	7/26/19	7/26/19 18:34	MFF
Carbon Tetrachloride	ND	0.0014	mg/Kg dry	1		SW-846 8260C	7/26/19	7/26/19 18:34	MFF
Chlorobenzene	ND	0.0014	mg/Kg dry	1		SW-846 8260C	7/26/19	7/26/19 18:34	MFF
Chlorodibromomethane	ND	0.0014	mg/Kg dry	1		SW-846 8260C	7/26/19	7/26/19 18:34	MFF
Chloroethane	ND	0.014	mg/Kg dry	1		SW-846 8260C	7/26/19	7/26/19 18:34	MFF
Chloroform	ND	0.0029	mg/Kg dry	1		SW-846 8260C	7/26/19	7/26/19 18:34	MFF
Chloromethane	ND	0.0071	mg/Kg dry	1		SW-846 8260C	7/26/19	7/26/19 18:34	MFF
2-Chlorotoluene	ND	0.0014	mg/Kg dry	1		SW-846 8260C	7/26/19	7/26/19 18:34	MFF
4-Chlorotoluene	ND	0.0014	mg/Kg dry	1		SW-846 8260C	7/26/19	7/26/19 18:34	MFF
1,2-Dibromo-3-chloropropane (DBCP)	ND	0.0014	mg/Kg dry	1		SW-846 8260C	7/26/19	7/26/19 18:34	MFF
1,2-Dibromoethane (EDB)	ND	0.00071	mg/Kg dry	1		SW-846 8260C	7/26/19	7/26/19 18:34	MFF
Dibromomethane	ND	0.0014	mg/Kg dry	1		SW-846 8260C	7/26/19	7/26/19 18:34	MFF
1,2-Dichlorobenzene	ND	0.0014	mg/Kg dry	1		SW-846 8260C	7/26/19	7/26/19 18:34	MFF
1,3-Dichlorobenzene	ND	0.0014	mg/Kg dry	1		SW-846 8260C	7/26/19	7/26/19 18:34	MFF
1,4-Dichlorobenzene	ND	0.0014	mg/Kg dry	1		SW-846 8260C	7/26/19	7/26/19 18:34	MFF
trans-1,4-Dichloro-2-butene	ND	0.0029	mg/Kg dry	1		SW-846 8260C	7/26/19	7/26/19 18:34	MFF
Dichlorodifluoromethane (Freon 12)	ND	0.014	mg/Kg dry	1		SW-846 8260C	7/26/19	7/26/19 18:34	MFF
1,1-Dichloroethane	ND	0.0014	mg/Kg dry	1		SW-846 8260C	7/26/19	7/26/19 18:34	MFF
1,2-Dichloroethane	ND	0.0014	mg/Kg dry	1		SW-846 8260C	7/26/19	7/26/19 18:34	MFF
1,1-Dichloroethylene	ND	0.0029	mg/Kg dry	1		SW-846 8260C	7/26/19	7/26/19 18:34	MFF
cis-1,2-Dichloroethylene	ND	0.0014	mg/Kg dry	1		SW-846 8260C	7/26/19	7/26/19 18:34	MFF
trans-1,2-Dichloroethylene	ND	0.0014	mg/Kg dry	1		SW-846 8260C	7/26/19	7/26/19 18:34	MFF
1,2-Dichloropropane	ND	0.0014	mg/Kg dry	1		SW-846 8260C	7/26/19	7/26/19 18:34	MFF
1,3-Dichloropropane	ND	0.00071	mg/Kg dry	1		SW-846 8260C	7/26/19	7/26/19 18:34	MFF
2,2-Dichloropropane	ND	0.0014	mg/Kg dry	1		SW-846 8260C	7/26/19	7/26/19 18:34	MFF
1,1-Dichloropropene	ND	0.0029	mg/Kg dry	1		SW-846 8260C	7/26/19	7/26/19 18:34	MFF
cis-1,3-Dichloropropene	ND	0.00071	mg/Kg dry	1		SW-846 8260C	7/26/19	7/26/19 18:34	MFF
trans-1,3-Dichloropropene	ND	0.00071	mg/Kg dry	1		SW-846 8260C	7/26/19	7/26/19 18:34	MFF
Ethylbenzene	ND	0.0014	mg/Kg dry	1		SW-846 8260C	7/26/19	7/26/19 18:34	MFF
Hexachlorobutadiene	ND	0.0014	mg/Kg dry	1		SW-846 8260C	7/26/19	7/26/19 18:34	MFF
2-Hexanone (MBK)	ND	0.014	mg/Kg dry	1		SW-846 8260C	7/26/19	7/26/19 18:34	MFF
Isopropylbenzene (Cumene)	ND	0.0014	mg/Kg dry	1		SW-846 8260C	7/26/19	7/26/19 18:34	MFF
p-Isopropyltoluene (p-Cymene)	ND	0.0014	mg/Kg dry	1		SW-846 8260C	7/26/19	7/26/19 18:34	MFF

con-test® ANALYTICAL LABORATORY
39 Spruce Street * East Longmeadow, MA 01028 * FAX 413/525-6405 * TEL. 413/525-2332

Project Location: Simsbury, CT | Sample Description: | Work Order: 19G1432

Date Received: 7/25/2019

Field Sample #: B-701 (8-10FT) | Sampled: 7/25/2019 10:10

Sample ID: 19G1432-15

Sample Matrix: Soil

Volatile Organic Compounds by GC/MS

Analyte	Results	RL	Units	Dilution	Flag/Qual	Method	Date Prepared	Date/Time Analyzed	Analyst
Methyl tert-Butyl Ether (MTBE)	ND	0.0029	mg/Kg dry	1		SW-846 8260C	7/26/19	7/26/19 18:34	MFF
Methylene Chloride	ND	0.014	mg/Kg dry	1		SW-846 8260C	7/26/19	7/26/19 18:34	MFF
4-Methyl-2-pentanone (MIBK)	ND	0.014	mg/Kg dry	1		SW-846 8260C	7/26/19	7/26/19 18:34	MFF
Naphthalene	ND	0.0029	mg/Kg dry	1		SW-846 8260C	7/26/19	7/26/19 18:34	MFF
n-Propylbenzene	ND	0.0014	mg/Kg dry	1		SW-846 8260C	7/26/19	7/26/19 18:34	MFF
Styrene	ND	0.0014	mg/Kg dry	1		SW-846 8260C	7/26/19	7/26/19 18:34	MFF
1,1,1,2-Tetrachloroethane	ND	0.0014	mg/Kg dry	1		SW-846 8260C	7/26/19	7/26/19 18:34	MFF
1,1,2,2-Tetrachloroethane	ND	0.00071	mg/Kg dry	1		SW-846 8260C	7/26/19	7/26/19 18:34	MFF
Tetrachloroethylene	ND	0.0014	mg/Kg dry	1		SW-846 8260C	7/26/19	7/26/19 18:34	MFF
Tetrahydrofuran	ND	0.0071	mg/Kg dry	1		SW-846 8260C	7/26/19	7/26/19 18:34	MFF
Toluene	ND	0.0014	mg/Kg dry	1		SW-846 8260C	7/26/19	7/26/19 18:34	MFF
1,2,3-Trichlorobenzene	ND	0.0014	mg/Kg dry	1		SW-846 8260C	7/26/19	7/26/19 18:34	MFF
1,2,4-Trichlorobenzene	ND	0.0014	mg/Kg dry	1		SW-846 8260C	7/26/19	7/26/19 18:34	MFF
1,1,1-Trichloroethane	ND	0.0014	mg/Kg dry	1		SW-846 8260C	7/26/19	7/26/19 18:34	MFF
1,1,2-Trichloroethane	ND	0.0014	mg/Kg dry	1		SW-846 8260C	7/26/19	7/26/19 18:34	MFF
Trichloroethylene	ND	0.0014	mg/Kg dry	1		SW-846 8260C	7/26/19	7/26/19 18:34	MFF
Trichlorofluoromethane (Freon 11)	ND	0.0071	mg/Kg dry	1		SW-846 8260C	7/26/19	7/26/19 18:34	MFF
1,2,3-Trichloropropane	ND	0.0029	mg/Kg dry	1		SW-846 8260C	7/26/19	7/26/19 18:34	MFF
1,1,2-Trichloro-1,2,2-trifluoroethane (Freon 113)	ND	0.0071	mg/Kg dry	1		SW-846 8260C	7/26/19	7/26/19 18:34	MFF
1,2,4-Trimethylbenzene	ND	0.0014	mg/Kg dry	1		SW-846 8260C	7/26/19	7/26/19 18:34	MFF
1,3,5-Trimethylbenzene	ND	0.0014	mg/Kg dry	1		SW-846 8260C	7/26/19	7/26/19 18:34	MFF
Vinyl Chloride	ND	0.0071	mg/Kg dry	1		SW-846 8260C	7/26/19	7/26/19 18:34	MFF
m+p Xylene	ND	0.0029	mg/Kg dry	1		SW-846 8260C	7/26/19	7/26/19 18:34	MFF
o-Xylene	ND	0.0014	mg/Kg dry	1		SW-846 8260C	7/26/19	7/26/19 18:34	MFF

Surrogates	% Recovery	Recovery Limits	Flag/Qual	
1,2-Dichloroethane-d4	96.6	70-130		7/26/19 18:34
Toluene-d8	98.6	70-130		7/26/19 18:34
4-Bromofluorobenzene	99.4	70-130		7/26/19 18:34

con-test® ANALYTICAL LABORATORY
39 Spruce Street * East Longmeadow, MA 01028 * FAX 413/525-6405 * TEL. 413/525-2332

Project Location: Simsbury, CT | Sample Description: | Work Order: 19G1432

Date Received: 7/25/2019

Field Sample #: B-701 (8-10FT) | Sampled: 7/25/2019 10:10

Sample ID: 19G1432-15

Sample Matrix: Soil

Semivolatile Organic Compounds by GC/MS

Analyte	Results	RL	Units	Dilution	Flag/Qual	Method	Date Prepared	Date/Time Analyzed	Analyst
Acenaphthene	ND	0.17	mg/Kg dry	1		SW-846 8270D	7/26/19	7/30/19 19:02	IMR
Acenaphthylene	ND	0.17	mg/Kg dry	1		SW-846 8270D	7/26/19	7/30/19 19:02	IMR
Aniline	ND	0.35	mg/Kg dry	1		SW-846 8270D	7/26/19	7/30/19 19:02	IMR
Anthracene	ND	0.17	mg/Kg dry	1		SW-846 8270D	7/26/19	7/30/19 19:02	IMR
Benzo(a)anthracene	ND	0.17	mg/Kg dry	1		SW-846 8270D	7/26/19	7/30/19 19:02	IMR
Benzo(a)pyrene	ND	0.17	mg/Kg dry	1		SW-846 8270D	7/26/19	7/30/19 19:02	IMR
Benzo(b)fluoranthene	ND	0.17	mg/Kg dry	1		SW-846 8270D	7/26/19	7/30/19 19:02	IMR
Benzo(g,h,i)perylene	ND	0.17	mg/Kg dry	1		SW-846 8270D	7/26/19	7/30/19 19:02	IMR
Benzo(k)fluoranthene	ND	0.17	mg/Kg dry	1		SW-846 8270D	7/26/19	7/30/19 19:02	IMR
Bis(2-chloroethoxy)methane	ND	0.35	mg/Kg dry	1		SW-846 8270D	7/26/19	7/30/19 19:02	IMR
Bis(2-chloroethyl)ether	ND	0.35	mg/Kg dry	1		SW-846 8270D	7/26/19	7/30/19 19:02	IMR
Bis(2-chloroisopropyl)ether	ND	0.35	mg/Kg dry	1		SW-846 8270D	7/26/19	7/30/19 19:02	IMR
Bis(2-Ethylhexyl)phthalate	ND	0.35	mg/Kg dry	1		SW-846 8270D	7/26/19	7/30/19 19:02	IMR
4-Bromophenylphenylether	ND	0.35	mg/Kg dry	1		SW-846 8270D	7/26/19	7/30/19 19:02	IMR
Butylbenzylphthalate	ND	0.35	mg/Kg dry	1		SW-846 8270D	7/26/19	7/30/19 19:02	IMR
Carbazole	ND	0.17	mg/Kg dry	1		SW-846 8270D	7/26/19	7/30/19 19:02	IMR
4-Chloroaniline	ND	0.67	mg/Kg dry	1	V-34	SW-846 8270D	7/26/19	7/30/19 19:02	IMR
4-Chloro-3-methylphenol	ND	0.67	mg/Kg dry	1		SW-846 8270D	7/26/19	7/30/19 19:02	IMR
2-Chloronaphthalene	ND	0.35	mg/Kg dry	1		SW-846 8270D	7/26/19	7/30/19 19:02	IMR
2-Chlorophenol	ND	0.35	mg/Kg dry	1		SW-846 8270D	7/26/19	7/30/19 19:02	IMR
4-Chlorophenylphenylether	ND	0.35	mg/Kg dry	1		SW-846 8270D	7/26/19	7/30/19 19:02	IMR
Chrysene	ND	0.17	mg/Kg dry	1		SW-846 8270D	7/26/19	7/30/19 19:02	IMR
Dibenz(a,h)anthracene	ND	0.17	mg/Kg dry	1		SW-846 8270D	7/26/19	7/30/19 19:02	IMR
Dibenzofuran	ND	0.35	mg/Kg dry	1		SW-846 8270D	7/26/19	7/30/19 19:02	IMR
Di-n-butylphthalate	ND	0.35	mg/Kg dry	1		SW-846 8270D	7/26/19	7/30/19 19:02	IMR
3,3-Dichlorobenzidine	ND	0.17	mg/Kg dry	1	V-34	SW-846 8270D	7/26/19	7/30/19 19:02	IMR
2,4-Dichlorophenol	ND	0.35	mg/Kg dry	1		SW-846 8270D	7/26/19	7/30/19 19:02	IMR
Diethylphthalate	ND	0.35	mg/Kg dry	1		SW-846 8270D	7/26/19	7/30/19 19:02	IMR
2,4-Dimethylphenol	ND	0.35	mg/Kg dry	1		SW-846 8270D	7/26/19	7/30/19 19:02	IMR
Dimethylphthalate	ND	0.35	mg/Kg dry	1		SW-846 8270D	7/26/19	7/30/19 19:02	IMR
4,6-Dinitro-2-methylphenol	ND	0.35	mg/Kg dry	1		SW-846 8270D	7/26/19	7/30/19 19:02	IMR
2,4-Dinitrophenol	ND	0.67	mg/Kg dry	1	V-34	SW-846 8270D	7/26/19	7/30/19 19:02	IMR
2,4-Dinitrotoluene	ND	0.35	mg/Kg dry	1		SW-846 8270D	7/26/19	7/30/19 19:02	IMR
2,6-Dinitrotoluene	ND	0.35	mg/Kg dry	1		SW-846 8270D	7/26/19	7/30/19 19:02	IMR
Di-n-octylphthalate	ND	0.35	mg/Kg dry	1		SW-846 8270D	7/26/19	7/30/19 19:02	IMR
Fluoranthene	ND	0.17	mg/Kg dry	1		SW-846 8270D	7/26/19	7/30/19 19:02	IMR
Fluorene	ND	0.17	mg/Kg dry	1		SW-846 8270D	7/26/19	7/30/19 19:02	IMR
Hexachlorobenzene	ND	0.35	mg/Kg dry	1		SW-846 8270D	7/26/19	7/30/19 19:02	IMR
Hexachlorobutadiene	ND	0.35	mg/Kg dry	1		SW-846 8270D	7/26/19	7/30/19 19:02	IMR
Hexachlorocyclopentadiene	ND	0.35	mg/Kg dry	1	V-05	SW-846 8270D	7/26/19	7/30/19 19:02	IMR
Hexachloroethane	ND	0.35	mg/Kg dry	1		SW-846 8270D	7/26/19	7/30/19 19:02	IMR
Indeno(1,2,3-cd)pyrene	ND	0.17	mg/Kg dry	1		SW-846 8270D	7/26/19	7/30/19 19:02	IMR
Isophorone	ND	0.35	mg/Kg dry	1		SW-846 8270D	7/26/19	7/30/19 19:02	IMR
2-Methylnaphthalene	ND	0.17	mg/Kg dry	1		SW-846 8270D	7/26/19	7/30/19 19:02	IMR

con-test® ANALYTICAL LABORATORY
39 Spruce Street * East Longmeadow, MA 01028 * FAX 413/525-6405 * TEL. 413/525-2332

Project Location: Simsbury, CT | Sample Description: | Work Order: 19G1432

Date Received: 7/25/2019

Field Sample #: B-701 (8-10FT) | Sampled: 7/25/2019 10:10

Sample ID: 19G1432-15

Sample Matrix: Soil

Semivolatile Organic Compounds by GC/MS

Analyte	Results	RL	Units	Dilution	Flag/Qual	Method	Date Prepared	Date/Time Analyzed	Analyst
2-Methylphenol	ND	0.35	mg/Kg dry	1		SW-846 8270D	7/26/19	7/30/19 19:02	IMR
3/4-Methylphenol	ND	0.35	mg/Kg dry	1		SW-846 8270D	7/26/19	7/30/19 19:02	IMR
Naphthalene	ND	0.17	mg/Kg dry	1		SW-846 8270D	7/26/19	7/30/19 19:02	IMR
2-Nitroaniline	ND	0.35	mg/Kg dry	1		SW-846 8270D	7/26/19	7/30/19 19:02	IMR
3-Nitroaniline	ND	0.35	mg/Kg dry	1	V-34	SW-846 8270D	7/26/19	7/30/19 19:02	IMR
4-Nitroaniline	ND	0.35	mg/Kg dry	1		SW-846 8270D	7/26/19	7/30/19 19:02	IMR
Nitrobenzene	ND	0.35	mg/Kg dry	1		SW-846 8270D	7/26/19	7/30/19 19:02	IMR
2-Nitrophenol	ND	0.35	mg/Kg dry	1		SW-846 8270D	7/26/19	7/30/19 19:02	IMR
4-Nitrophenol	ND	0.67	mg/Kg dry	1	V-20, V-34	SW-846 8270D	7/26/19	7/30/19 19:02	IMR
N-Nitrosodiphenylamine/Diphenylamine	ND	0.35	mg/Kg dry	1		SW-846 8270D	7/26/19	7/30/19 19:02	IMR
N-Nitrosodi-n-propylamine	ND	0.35	mg/Kg dry	1		SW-846 8270D	7/26/19	7/30/19 19:02	IMR
Pentachloronitrobenzene	ND	0.35	mg/Kg dry	1	V-16	SW-846 8270D	7/26/19	7/30/19 19:02	IMR
Pentachlorophenol	ND	0.35	mg/Kg dry	1		SW-846 8270D	7/26/19	7/30/19 19:02	IMR
Phenanthrene	ND	0.17	mg/Kg dry	1		SW-846 8270D	7/26/19	7/30/19 19:02	IMR
Phenol	ND	0.35	mg/Kg dry	1		SW-846 8270D	7/26/19	7/30/19 19:02	IMR
Pyrene	ND	0.17	mg/Kg dry	1		SW-846 8270D	7/26/19	7/30/19 19:02	IMR
Pyridine	ND	0.35	mg/Kg dry	1	V-34	SW-846 8270D	7/26/19	7/30/19 19:02	IMR
1,2,4,5-Tetrachlorobenzene	ND	0.35	mg/Kg dry	1		SW-846 8270D	7/26/19	7/30/19 19:02	IMR
1,2,4-Trichlorobenzene	ND	0.35	mg/Kg dry	1		SW-846 8270D	7/26/19	7/30/19 19:02	IMR
2,4,5-Trichlorophenol	ND	0.35	mg/Kg dry	1		SW-846 8270D	7/26/19	7/30/19 19:02	IMR
2,4,6-Trichlorophenol	ND	0.35	mg/Kg dry	1		SW-846 8270D	7/26/19	7/30/19 19:02	IMR

Surrogates	% Recovery	Recovery Limits	Flag/Qual	
2-Fluorophenol	90.4	30-130		7/30/19 19:02
Phenol-d6	95.3	30-130		7/30/19 19:02
Nitrobenzene-d5	98.4	30-130		7/30/19 19:02
2-Fluorobiphenyl	94.5	30-130		7/30/19 19:02
2,4,6-Tribromophenol	92.6	30-130		7/30/19 19:02
p-Terphenyl-d14	94.7	30-130		7/30/19 19:02

con-test® ANALYTICAL LABORATORY
39 Spruce Street * East Longmeadow, MA 01028 * FAX 413/525-6405 * TEL. 413/525-2332

Project Location: Simsbury, CT | Sample Description: | Work Order: 19G1432

Date Received: 7/25/2019

Field Sample #: B-701 (8-10FT) | Sampled: 7/25/2019 10:10

Sample ID: 19G1432-15

Sample Matrix: Soil

Polychlorinated Biphenyls with 3540 Soxhlet Extraction

Analyte	Results	RL	Units	Dilution	Flag/Qual	Method	Date Prepared	Date/Time Analyzed	Analyst
Aroclor-1016 [1]	ND	0.080	mg/Kg dry	4		SW-846 8082A	7/26/19	7/31/19 16:03	JMB
Aroclor-1221 [1]	ND	0.080	mg/Kg dry	4		SW-846 8082A	7/26/19	7/31/19 16:03	JMB
Aroclor-1232 [1]	ND	0.080	mg/Kg dry	4		SW-846 8082A	7/26/19	7/31/19 16:03	JMB
Aroclor-1242 [1]	ND	0.080	mg/Kg dry	4		SW-846 8082A	7/26/19	7/31/19 16:03	JMB
Aroclor-1248 [1]	ND	0.080	mg/Kg dry	4		SW-846 8082A	7/26/19	7/31/19 16:03	JMB
Aroclor-1254 [1]	ND	0.080	mg/Kg dry	4		SW-846 8082A	7/26/19	7/31/19 16:03	JMB
Aroclor-1260 [1]	ND	0.080	mg/Kg dry	4		SW-846 8082A	7/26/19	7/31/19 16:03	JMB
Aroclor-1262 [1]	ND	0.080	mg/Kg dry	4		SW-846 8082A	7/26/19	7/31/19 16:03	JMB
Aroclor-1268 [1]	ND	0.080	mg/Kg dry	4		SW-846 8082A	7/26/19	7/31/19 16:03	JMB

Surrogates	% Recovery	Recovery Limits	Flag/Qual	
Decachlorobiphenyl [1]	106	30-150		7/31/19 16:03
Decachlorobiphenyl [2]	129	30-150		7/31/19 16:03
Tetrachloro-m-xylene [1]	109	30-150		7/31/19 16:03
Tetrachloro-m-xylene [2]	108	30-150		7/31/19 16:03

con-test® ANALYTICAL LABORATORY
39 Spruce Street * East Longmeadow, MA 01028 * FAX 413/525-6405 * TEL. 413/525-2332

Project Location: Simsbury, CT | Sample Description: | Work Order: 19G1432

Date Received: 7/25/2019

Field Sample #: B-701 (8-10FT) | Sampled: 7/25/2019 10:10

Sample ID: 19G1432-15

Sample Matrix: Soil

Petroleum Hydrocarbons Analyses

Analyte	Results	RL	Units	Dilution	Flag/Qual	Method	Date Prepared	Date/Time Analyzed	Analyst
CT ETPH	ND	10	mg/Kg dry	1		CTDEP ETPH	7/28/19	8/1/19 1:50	RDD
TPH (C9-C36)	ND	8.5	mg/Kg dry	1		SW-846 8015C	7/26/19	7/30/19 19:10	RMW

Surrogates	% Recovery	Recovery Limits	Flag/Qual				
2-Fluorobiphenyl	88.7	50-150				8/1/19 1:50	
2-Fluorobiphenyl	55.0	40-140				7/30/19 19:10	

con-test® ANALYTICAL LABORATORY
39 Spruce Street * East Longmeadow, MA 01028 * FAX 413/525-6405 * TEL. 413/525-2332

Project Location: Simsbury, CT | Sample Description: | Work Order: 19G1432

Date Received: 7/25/2019

Field Sample #: B-701 (8-10FT) | Sampled: 7/25/2019 10:10

Sample ID: 19G1432-15

Sample Matrix: Soil

Metals Analyses (Total)

Analyte	Results	RL	Units	Dilution	Flag/Qual	Method	Date Prepared	Date/Time Analyzed	Analyst
Arsenic	ND	1.7	mg/Kg dry	1		SW-846 6010D	7/26/19	7/29/19 20:40	MJH
Barium	23	1.7	mg/Kg dry	1		SW-846 6010D	7/26/19	7/29/19 20:40	MJH
Cadmium	ND	0.17	mg/Kg dry	1		SW-846 6010D	7/26/19	7/29/19 20:40	MJH
Chromium	4.1	0.34	mg/Kg dry	1		SW-846 6010D	7/26/19	7/29/19 20:40	MJH
Lead	2.3	0.51	mg/Kg dry	1		SW-846 6010D	7/26/19	7/29/19 20:40	MJH
Mercury	ND	0.026	mg/Kg dry	1		SW-846 7471B	7/30/19	7/31/19 11:53	AJL
Selenium	ND	3.4	mg/Kg dry	1		SW-846 6010D	7/26/19	7/29/19 20:40	MJH
Silver	ND	0.34	mg/Kg dry	1		SW-846 6010D	7/26/19	7/29/19 20:40	MJH

con-test® ANALYTICAL LABORATORY
39 Spruce Street * East Longmeadow, MA 01028 * FAX 413/525-6405 * TEL. 413/525-2332

Project Location: Simsbury, CT | Sample Description: | Work Order: 19G1432

Date Received: 7/25/2019

Field Sample #: B-701 (8-10FT) | Sampled: 7/25/2019 10:10

Sample ID: 19G1432-15

Sample Matrix: Soil

Conventional Chemistry Parameters by EPA/APHA/SW-846 Methods (Total)

Analyte	Results	RL	Units	Dilution	Flag/Qual	Method	Date Prepared	Date/Time Analyzed	Analyst
% Solids	97.3		% Wt	1		SM 2540G	7/26/19	7/27/19 12:38	JDN

con-test® ANALYTICAL LABORATORY
39 Spruce Street * East Longmeadow, MA 01028 * FAX 413/525-6405 * TEL. 413/525-2332

Project Location: Simsbury, CT | Sample Description: | Work Order: 19G1432

Date Received: 7/25/2019

Field Sample #: B-701 (8-10FT) | Sampled: 7/25/2019 10:10

Sample ID: 19G1432-15

Sample Matrix: Soil

SPLP - Metals Analyses

Analyte	Results	RL	Units	Dilution	Flag/Qual	Method	Date Prepared	Date/Time Analyzed	Analyst
Arsenic	ND	4.0	µg/L	5		SW-846 6020B	7/30/19	7/31/19 12:57	QNW
Barium	230	50	µg/L	5		SW-846 6020B	7/30/19	7/31/19 12:57	QNW
Cadmium	ND	1.0	µg/L	5		SW-846 6020B	7/30/19	7/31/19 12:57	QNW
Chromium	7.7	5.0	µg/L	5		SW-846 6020B	7/30/19	7/31/19 12:57	QNW
Lead	ND	2.5	µg/L	5	B-05	SW-846 6020B	7/30/19	7/31/19 12:57	QNW
Mercury	ND	0.00010	mg/L	1		SW-846 7470A	7/31/19	7/31/19 15:17	AJL
Selenium	ND	25	µg/L	5		SW-846 6020B	7/30/19	7/31/19 12:57	QNW
Silver	ND	1.0	µg/L	5		SW-846 6020B	7/30/19	7/31/19 12:57	QNW

con-test® ANALYTICAL LABORATORY
39 Spruce Street * East Longmeadow, MA 01028 * FAX 413/525-6405 * TEL. 413/525-2332

Project Location: Simsbury, CT | Sample Description: | Work Order: 19G1432

Date Received: 7/25/2019

Field Sample #: B-702 (9-10FT) | Sampled: 7/25/2019 12:55

Sample ID: 19G1432-16

Sample Matrix: Soil

Volatile Organic Compounds by GC/MS

Analyte	Results	RL	Units	Dilution	Flag/Qual	Method	Date Prepared	Date/Time Analyzed	Analyst
Acetone	ND	0.064	mg/Kg dry	1		SW-846 8260C	7/26/19	7/26/19 19:02	MFF
Acrylonitrile	ND	0.0038	mg/Kg dry	1		SW-846 8260C	7/26/19	7/26/19 19:02	MFF
Benzene	ND	0.0013	mg/Kg dry	1		SW-846 8260C	7/26/19	7/26/19 19:02	MFF
Bromobenzene	ND	0.0013	mg/Kg dry	1		SW-846 8260C	7/26/19	7/26/19 19:02	MFF
Bromodichloromethane	ND	0.0013	mg/Kg dry	1		SW-846 8260C	7/26/19	7/26/19 19:02	MFF
Bromoform	ND	0.0025	mg/Kg dry	1		SW-846 8260C	7/26/19	7/26/19 19:02	MFF
Bromomethane	ND	0.0064	mg/Kg dry	1	V-34	SW-846 8260C	7/26/19	7/26/19 19:02	MFF
2-Butanone (MEK)	ND	0.025	mg/Kg dry	1		SW-846 8260C	7/26/19	7/26/19 19:02	MFF
n-Butylbenzene	ND	0.0013	mg/Kg dry	1		SW-846 8260C	7/26/19	7/26/19 19:02	MFF
sec-Butylbenzene	ND	0.0013	mg/Kg dry	1		SW-846 8260C	7/26/19	7/26/19 19:02	MFF
tert-Butylbenzene	ND	0.0013	mg/Kg dry	1		SW-846 8260C	7/26/19	7/26/19 19:02	MFF
Carbon Disulfide	ND	0.0038	mg/Kg dry	1		SW-846 8260C	7/26/19	7/26/19 19:02	MFF
Carbon Tetrachloride	ND	0.0013	mg/Kg dry	1		SW-846 8260C	7/26/19	7/26/19 19:02	MFF
Chlorobenzene	ND	0.0013	mg/Kg dry	1		SW-846 8260C	7/26/19	7/26/19 19:02	MFF
Chlorodibromomethane	ND	0.0013	mg/Kg dry	1		SW-846 8260C	7/26/19	7/26/19 19:02	MFF
Chloroethane	ND	0.013	mg/Kg dry	1		SW-846 8260C	7/26/19	7/26/19 19:02	MFF
Chloroform	ND	0.0025	mg/Kg dry	1		SW-846 8260C	7/26/19	7/26/19 19:02	MFF
Chloromethane	ND	0.0064	mg/Kg dry	1		SW-846 8260C	7/26/19	7/26/19 19:02	MFF
2-Chlorotoluene	ND	0.0013	mg/Kg dry	1		SW-846 8260C	7/26/19	7/26/19 19:02	MFF
4-Chlorotoluene	ND	0.0013	mg/Kg dry	1		SW-846 8260C	7/26/19	7/26/19 19:02	MFF
1,2-Dibromo-3-chloropropane (DBCP)	ND	0.0013	mg/Kg dry	1		SW-846 8260C	7/26/19	7/26/19 19:02	MFF
1,2-Dibromoethane (EDB)	ND	0.00064	mg/Kg dry	1		SW-846 8260C	7/26/19	7/26/19 19:02	MFF
Dibromomethane	ND	0.0013	mg/Kg dry	1		SW-846 8260C	7/26/19	7/26/19 19:02	MFF
1,2-Dichlorobenzene	ND	0.0013	mg/Kg dry	1		SW-846 8260C	7/26/19	7/26/19 19:02	MFF
1,3-Dichlorobenzene	ND	0.0013	mg/Kg dry	1		SW-846 8260C	7/26/19	7/26/19 19:02	MFF
1,4-Dichlorobenzene	ND	0.0013	mg/Kg dry	1		SW-846 8260C	7/26/19	7/26/19 19:02	MFF
trans-1,4-Dichloro-2-butene	ND	0.0025	mg/Kg dry	1		SW-846 8260C	7/26/19	7/26/19 19:02	MFF
Dichlorodifluoromethane (Freon 12)	ND	0.013	mg/Kg dry	1		SW-846 8260C	7/26/19	7/26/19 19:02	MFF
1,1-Dichloroethane	ND	0.0013	mg/Kg dry	1		SW-846 8260C	7/26/19	7/26/19 19:02	MFF
1,2-Dichloroethane	ND	0.0013	mg/Kg dry	1		SW-846 8260C	7/26/19	7/26/19 19:02	MFF
1,1-Dichloroethylene	ND	0.0025	mg/Kg dry	1		SW-846 8260C	7/26/19	7/26/19 19:02	MFF
cis-1,2-Dichloroethylene	ND	0.0013	mg/Kg dry	1		SW-846 8260C	7/26/19	7/26/19 19:02	MFF
trans-1,2-Dichloroethylene	ND	0.0013	mg/Kg dry	1		SW-846 8260C	7/26/19	7/26/19 19:02	MFF
1,2-Dichloropropane	ND	0.0013	mg/Kg dry	1		SW-846 8260C	7/26/19	7/26/19 19:02	MFF
1,3-Dichloropropane	ND	0.00064	mg/Kg dry	1		SW-846 8260C	7/26/19	7/26/19 19:02	MFF
2,2-Dichloropropane	ND	0.0013	mg/Kg dry	1		SW-846 8260C	7/26/19	7/26/19 19:02	MFF
1,1-Dichloropropene	ND	0.0025	mg/Kg dry	1		SW-846 8260C	7/26/19	7/26/19 19:02	MFF
cis-1,3-Dichloropropene	ND	0.00064	mg/Kg dry	1		SW-846 8260C	7/26/19	7/26/19 19:02	MFF
trans-1,3-Dichloropropene	ND	0.00064	mg/Kg dry	1		SW-846 8260C	7/26/19	7/26/19 19:02	MFF
Ethylbenzene	ND	0.0013	mg/Kg dry	1		SW-846 8260C	7/26/19	7/26/19 19:02	MFF
Hexachlorobutadiene	ND	0.0013	mg/Kg dry	1		SW-846 8260C	7/26/19	7/26/19 19:02	MFF
2-Hexanone (MBK)	ND	0.013	mg/Kg dry	1		SW-846 8260C	7/26/19	7/26/19 19:02	MFF
Isopropylbenzene (Cumene)	ND	0.0013	mg/Kg dry	1		SW-846 8260C	7/26/19	7/26/19 19:02	MFF
p-Isopropyltoluene (p-Cymene)	ND	0.0013	mg/Kg dry	1		SW-846 8260C	7/26/19	7/26/19 19:02	MFF

con-test® ANALYTICAL LABORATORY
39 Spruce Street * East Longmeadow, MA 01028 * FAX 413/525-6405 * TEL. 413/525-2332

Project Location: Simsbury, CT | Sample Description: | Work Order: 19G1432

Date Received: 7/25/2019

Field Sample #: B-702 (9-10FT) | Sampled: 7/25/2019 12:55

Sample ID: 19G1432-16

Sample Matrix: Soil

Volatile Organic Compounds by GC/MS

Analyte	Results	RL	Units	Dilution	Flag/Qual	Method	Date Prepared	Date/Time Analyzed	Analyst
Methyl tert-Butyl Ether (MTBE)	ND	0.0025	mg/Kg dry	1		SW-846 8260C	7/26/19	7/26/19 19:02	MFF
Methylene Chloride	ND	0.013	mg/Kg dry	1		SW-846 8260C	7/26/19	7/26/19 19:02	MFF
4-Methyl-2-pentanone (MIBK)	ND	0.013	mg/Kg dry	1		SW-846 8260C	7/26/19	7/26/19 19:02	MFF
Naphthalene	ND	0.0025	mg/Kg dry	1		SW-846 8260C	7/26/19	7/26/19 19:02	MFF
n-Propylbenzene	ND	0.0013	mg/Kg dry	1		SW-846 8260C	7/26/19	7/26/19 19:02	MFF
Styrene	ND	0.0013	mg/Kg dry	1		SW-846 8260C	7/26/19	7/26/19 19:02	MFF
1,1,1,2-Tetrachloroethane	ND	0.0013	mg/Kg dry	1		SW-846 8260C	7/26/19	7/26/19 19:02	MFF
1,1,2,2-Tetrachloroethane	ND	0.00064	mg/Kg dry	1		SW-846 8260C	7/26/19	7/26/19 19:02	MFF
Tetrachloroethylene	ND	0.0013	mg/Kg dry	1		SW-846 8260C	7/26/19	7/26/19 19:02	MFF
Tetrahydrofuran	ND	0.0064	mg/Kg dry	1		SW-846 8260C	7/26/19	7/26/19 19:02	MFF
Toluene	ND	0.0013	mg/Kg dry	1		SW-846 8260C	7/26/19	7/26/19 19:02	MFF
1,2,3-Trichlorobenzene	ND	0.0013	mg/Kg dry	1		SW-846 8260C	7/26/19	7/26/19 19:02	MFF
1,2,4-Trichlorobenzene	ND	0.0013	mg/Kg dry	1		SW-846 8260C	7/26/19	7/26/19 19:02	MFF
1,1,1-Trichloroethane	ND	0.0013	mg/Kg dry	1		SW-846 8260C	7/26/19	7/26/19 19:02	MFF
1,1,2-Trichloroethane	ND	0.0013	mg/Kg dry	1		SW-846 8260C	7/26/19	7/26/19 19:02	MFF
Trichloroethylene	ND	0.0013	mg/Kg dry	1		SW-846 8260C	7/26/19	7/26/19 19:02	MFF
Trichlorofluoromethane (Freon 11)	ND	0.0064	mg/Kg dry	1		SW-846 8260C	7/26/19	7/26/19 19:02	MFF
1,2,3-Trichloropropane	ND	0.0025	mg/Kg dry	1		SW-846 8260C	7/26/19	7/26/19 19:02	MFF
1,1,2-Trichloro-1,2,2-trifluoroethane (Freon 113)	ND	0.0064	mg/Kg dry	1		SW-846 8260C	7/26/19	7/26/19 19:02	MFF
1,2,4-Trimethylbenzene	ND	0.0013	mg/Kg dry	1		SW-846 8260C	7/26/19	7/26/19 19:02	MFF
1,3,5-Trimethylbenzene	ND	0.0013	mg/Kg dry	1		SW-846 8260C	7/26/19	7/26/19 19:02	MFF
Vinyl Chloride	ND	0.0064	mg/Kg dry	1		SW-846 8260C	7/26/19	7/26/19 19:02	MFF
m+p Xylene	ND	0.0025	mg/Kg dry	1		SW-846 8260C	7/26/19	7/26/19 19:02	MFF
o-Xylene	ND	0.0013	mg/Kg dry	1		SW-846 8260C	7/26/19	7/26/19 19:02	MFF

Surrogates	% Recovery	Recovery Limits	Flag/Qual	
1,2-Dichloroethane-d4	94.0	70-130		7/26/19 19:02
Toluene-d8	97.2	70-130		7/26/19 19:02
4-Bromofluorobenzene	98.5	70-130		7/26/19 19:02

con-test® ANALYTICAL LABORATORY
39 Spruce Street * East Longmeadow, MA 01028 * FAX 413/525-6405 * TEL. 413/525-2332

Project Location: Simsbury, CT | Sample Description: | Work Order: 19G1432
Date Received: 7/25/2019
Field Sample #: B-702 (9-10FT) | Sampled: 7/25/2019 12:55
Sample ID: 19G1432-16
Sample Matrix: Soil

Semivolatile Organic Compounds by GC/MS

Analyte	Results	RL	Units	Dilution	Flag/Qual	Method	Date Prepared	Date/Time Analyzed	Analyst
Acenaphthene	ND	0.18	mg/Kg dry	1		SW-846 8270D	7/26/19	7/30/19 19:24	IMR
Acenaphthylene	ND	0.18	mg/Kg dry	1		SW-846 8270D	7/26/19	7/30/19 19:24	IMR
Aniline	ND	0.36	mg/Kg dry	1		SW-846 8270D	7/26/19	7/30/19 19:24	IMR
Anthracene	ND	0.18	mg/Kg dry	1		SW-846 8270D	7/26/19	7/30/19 19:24	IMR
Benzo(a)anthracene	ND	0.18	mg/Kg dry	1		SW-846 8270D	7/26/19	7/30/19 19:24	IMR
Benzo(a)pyrene	ND	0.18	mg/Kg dry	1		SW-846 8270D	7/26/19	7/30/19 19:24	IMR
Benzo(b)fluoranthene	ND	0.18	mg/Kg dry	1		SW-846 8270D	7/26/19	7/30/19 19:24	IMR
Benzo(g,h,i)perylene	ND	0.18	mg/Kg dry	1		SW-846 8270D	7/26/19	7/30/19 19:24	IMR
Benzo(k)fluoranthene	ND	0.18	mg/Kg dry	1		SW-846 8270D	7/26/19	7/30/19 19:24	IMR
Bis(2-chloroethoxy)methane	ND	0.36	mg/Kg dry	1		SW-846 8270D	7/26/19	7/30/19 19:24	IMR
Bis(2-chloroethyl)ether	ND	0.36	mg/Kg dry	1		SW-846 8270D	7/26/19	7/30/19 19:24	IMR
Bis(2-chloroisopropyl)ether	ND	0.36	mg/Kg dry	1		SW-846 8270D	7/26/19	7/30/19 19:24	IMR
Bis(2-Ethylhexyl)phthalate	ND	0.36	mg/Kg dry	1		SW-846 8270D	7/26/19	7/30/19 19:24	IMR
4-Bromophenylphenylether	ND	0.36	mg/Kg dry	1		SW-846 8270D	7/26/19	7/30/19 19:24	IMR
Butylbenzylphthalate	ND	0.36	mg/Kg dry	1		SW-846 8270D	7/26/19	7/30/19 19:24	IMR
Carbazole	ND	0.18	mg/Kg dry	1		SW-846 8270D	7/26/19	7/30/19 19:24	IMR
4-Chloroaniline	ND	0.70	mg/Kg dry	1	V-34	SW-846 8270D	7/26/19	7/30/19 19:24	IMR
4-Chloro-3-methylphenol	ND	0.70	mg/Kg dry	1		SW-846 8270D	7/26/19	7/30/19 19:24	IMR
2-Chloronaphthalene	ND	0.36	mg/Kg dry	1		SW-846 8270D	7/26/19	7/30/19 19:24	IMR
2-Chlorophenol	ND	0.36	mg/Kg dry	1		SW-846 8270D	7/26/19	7/30/19 19:24	IMR
4-Chlorophenylphenylether	ND	0.36	mg/Kg dry	1		SW-846 8270D	7/26/19	7/30/19 19:24	IMR
Chrysene	ND	0.18	mg/Kg dry	1		SW-846 8270D	7/26/19	7/30/19 19:24	IMR
Dibenz(a,h)anthracene	ND	0.18	mg/Kg dry	1		SW-846 8270D	7/26/19	7/30/19 19:24	IMR
Dibenzofuran	ND	0.36	mg/Kg dry	1		SW-846 8270D	7/26/19	7/30/19 19:24	IMR
Di-n-butylphthalate	ND	0.36	mg/Kg dry	1		SW-846 8270D	7/26/19	7/30/19 19:24	IMR
3,3-Dichlorobenzidine	ND	0.18	mg/Kg dry	1	V-34	SW-846 8270D	7/26/19	7/30/19 19:24	IMR
2,4-Dichlorophenol	ND	0.36	mg/Kg dry	1		SW-846 8270D	7/26/19	7/30/19 19:24	IMR
Diethylphthalate	ND	0.36	mg/Kg dry	1		SW-846 8270D	7/26/19	7/30/19 19:24	IMR
2,4-Dimethylphenol	ND	0.36	mg/Kg dry	1		SW-846 8270D	7/26/19	7/30/19 19:24	IMR
Dimethylphthalate	ND	0.36	mg/Kg dry	1		SW-846 8270D	7/26/19	7/30/19 19:24	IMR
4,6-Dinitro-2-methylphenol	ND	0.36	mg/Kg dry	1		SW-846 8270D	7/26/19	7/30/19 19:24	IMR
2,4-Dinitrophenol	ND	0.70	mg/Kg dry	1	V-34	SW-846 8270D	7/26/19	7/30/19 19:24	IMR
2,4-Dinitrotoluene	ND	0.36	mg/Kg dry	1		SW-846 8270D	7/26/19	7/30/19 19:24	IMR
2,6-Dinitrotoluene	ND	0.36	mg/Kg dry	1		SW-846 8270D	7/26/19	7/30/19 19:24	IMR
Di-n-octylphthalate	ND	0.36	mg/Kg dry	1		SW-846 8270D	7/26/19	7/30/19 19:24	IMR
Fluoranthene	ND	0.18	mg/Kg dry	1		SW-846 8270D	7/26/19	7/30/19 19:24	IMR
Fluorene	ND	0.18	mg/Kg dry	1		SW-846 8270D	7/26/19	7/30/19 19:24	IMR
Hexachlorobenzene	ND	0.36	mg/Kg dry	1		SW-846 8270D	7/26/19	7/30/19 19:24	IMR
Hexachlorobutadiene	ND	0.36	mg/Kg dry	1		SW-846 8270D	7/26/19	7/30/19 19:24	IMR
Hexachlorocyclopentadiene	ND	0.36	mg/Kg dry	1	V-05	SW-846 8270D	7/26/19	7/30/19 19:24	IMR
Hexachloroethane	ND	0.36	mg/Kg dry	1		SW-846 8270D	7/26/19	7/30/19 19:24	IMR
Indeno(1,2,3-cd)pyrene	ND	0.18	mg/Kg dry	1		SW-846 8270D	7/26/19	7/30/19 19:24	IMR
Isophorone	ND	0.36	mg/Kg dry	1		SW-846 8270D	7/26/19	7/30/19 19:24	IMR
2-Methylnaphthalene	ND	0.18	mg/Kg dry	1		SW-846 8270D	7/26/19	7/30/19 19:24	IMR

con-test® ANALYTICAL LABORATORY
39 Spruce Street * East Longmeadow, MA 01028 * FAX 413/525-6405 * TEL. 413/525-2332

Project Location: Simsbury, CT | Sample Description: | Work Order: 19G1432

Date Received: 7/25/2019

Field Sample #: B-702 (9-10FT) | Sampled: 7/25/2019 12:55

Sample ID: 19G1432-16

Sample Matrix: Soil

Semivolatile Organic Compounds by GC/MS

Analyte	Results	RL	Units	Dilution	Flag/Qual	Method	Date Prepared	Date/Time Analyzed	Analyst
2-Methylphenol	ND	0.36	mg/Kg dry	1		SW-846 8270D	7/26/19	7/30/19 19:24	IMR
3/4-Methylphenol	ND	0.36	mg/Kg dry	1		SW-846 8270D	7/26/19	7/30/19 19:24	IMR
Naphthalene	ND	0.18	mg/Kg dry	1		SW-846 8270D	7/26/19	7/30/19 19:24	IMR
2-Nitroaniline	ND	0.36	mg/Kg dry	1		SW-846 8270D	7/26/19	7/30/19 19:24	IMR
3-Nitroaniline	ND	0.36	mg/Kg dry	1	V-34	SW-846 8270D	7/26/19	7/30/19 19:24	IMR
4-Nitroaniline	ND	0.36	mg/Kg dry	1		SW-846 8270D	7/26/19	7/30/19 19:24	IMR
Nitrobenzene	ND	0.36	mg/Kg dry	1		SW-846 8270D	7/26/19	7/30/19 19:24	IMR
2-Nitrophenol	ND	0.36	mg/Kg dry	1		SW-846 8270D	7/26/19	7/30/19 19:24	IMR
4-Nitrophenol	ND	0.70	mg/Kg dry	1	V-20, V-34	SW-846 8270D	7/26/19	7/30/19 19:24	IMR
N-Nitrosodiphenylamine/Diphenylamine	ND	0.36	mg/Kg dry	1		SW-846 8270D	7/26/19	7/30/19 19:24	IMR
N-Nitrosodi-n-propylamine	ND	0.36	mg/Kg dry	1		SW-846 8270D	7/26/19	7/30/19 19:24	IMR
Pentachloronitrobenzene	ND	0.36	mg/Kg dry	1	V-16	SW-846 8270D	7/26/19	7/30/19 19:24	IMR
Pentachlorophenol	ND	0.36	mg/Kg dry	1		SW-846 8270D	7/26/19	7/30/19 19:24	IMR
Phenanthrene	ND	0.18	mg/Kg dry	1		SW-846 8270D	7/26/19	7/30/19 19:24	IMR
Phenol	ND	0.36	mg/Kg dry	1		SW-846 8270D	7/26/19	7/30/19 19:24	IMR
Pyrene	ND	0.18	mg/Kg dry	1		SW-846 8270D	7/26/19	7/30/19 19:24	IMR
Pyridine	ND	0.36	mg/Kg dry	1	V-34	SW-846 8270D	7/26/19	7/30/19 19:24	IMR
1,2,4,5-Tetrachlorobenzene	ND	0.36	mg/Kg dry	1		SW-846 8270D	7/26/19	7/30/19 19:24	IMR
1,2,4-Trichlorobenzene	ND	0.36	mg/Kg dry	1		SW-846 8270D	7/26/19	7/30/19 19:24	IMR
2,4,5-Trichlorophenol	ND	0.36	mg/Kg dry	1		SW-846 8270D	7/26/19	7/30/19 19:24	IMR
2,4,6-Trichlorophenol	ND	0.36	mg/Kg dry	1		SW-846 8270D	7/26/19	7/30/19 19:24	IMR

Surrogates	% Recovery	Recovery Limits	Flag/Qual	
2-Fluorophenol	78.6	30-130		7/30/19 19:24
Phenol-d6	81.9	30-130		7/30/19 19:24
Nitrobenzene-d5	82.4	30-130		7/30/19 19:24
2-Fluorobiphenyl	78.7	30-130		7/30/19 19:24
2,4,6-Tribromophenol	82.9	30-130		7/30/19 19:24
p-Terphenyl-d14	82.5	30-130		7/30/19 19:24

con-test® ANALYTICAL LABORATORY
39 Spruce Street * East Longmeadow, MA 01028 * FAX 413/525-6405 * TEL. 413/525-2332

Project Location: Simsbury, CT | Sample Description: | Work Order: 19G1432

Date Received: 7/25/2019

Field Sample #: B-702 (9-10FT) | Sampled: 7/25/2019 12:55

Sample ID: 19G1432-16

Sample Matrix: Soil

Polychlorinated Biphenyls with 3540 Soxhlet Extraction

Analyte	Results	RL	Units	Dilution	Flag/Qual	Method	Date Prepared	Date/Time Analyzed	Analyst
Aroclor-1016 [1]	ND	0.085	mg/Kg dry	4		SW-846 8082A	7/26/19	7/31/19 16:16	JMB
Aroclor-1221 [1]	ND	0.085	mg/Kg dry	4		SW-846 8082A	7/26/19	7/31/19 16:16	JMB
Aroclor-1232 [1]	ND	0.085	mg/Kg dry	4		SW-846 8082A	7/26/19	7/31/19 16:16	JMB
Aroclor-1242 [1]	ND	0.085	mg/Kg dry	4		SW-846 8082A	7/26/19	7/31/19 16:16	JMB
Aroclor-1248 [1]	ND	0.085	mg/Kg dry	4		SW-846 8082A	7/26/19	7/31/19 16:16	JMB
Aroclor-1254 [1]	ND	0.085	mg/Kg dry	4		SW-846 8082A	7/26/19	7/31/19 16:16	JMB
Aroclor-1260 [1]	ND	0.085	mg/Kg dry	4		SW-846 8082A	7/26/19	7/31/19 16:16	JMB
Aroclor-1262 [1]	ND	0.085	mg/Kg dry	4		SW-846 8082A	7/26/19	7/31/19 16:16	JMB
Aroclor-1268 [1]	ND	0.085	mg/Kg dry	4		SW-846 8082A	7/26/19	7/31/19 16:16	JMB

Surrogates	% Recovery	Recovery Limits	Flag/Qual	
Decachlorobiphenyl [1]	105	30-150		7/31/19 16:16
Decachlorobiphenyl [2]	127	30-150		7/31/19 16:16
Tetrachloro-m-xylene [1]	106	30-150		7/31/19 16:16
Tetrachloro-m-xylene [2]	105	30-150		7/31/19 16:16

con-test® ANALYTICAL LABORATORY
39 Spruce Street * East Longmeadow, MA 01028 * FAX 413/525-6405 * TEL. 413/525-2332

Project Location: Simsbury, CT | Sample Description: | Work Order: 19G1432

Date Received: 7/25/2019

Field Sample #: B-702 (9-10FT) | Sampled: 7/25/2019 12:55

Sample ID: 19G1432-16

Sample Matrix: Soil

Petroleum Hydrocarbons Analyses

Analyte	Results	RL	Units	Dilution	Flag/Qual	Method	Date Prepared	Date/Time Analyzed	Analyst
CT ETPH	ND	11	mg/Kg dry	1		CTDEP ETPH	7/28/19	8/1/19 2:10	RDD
TPH (C9-C36)	9.9	8.8	mg/Kg dry	1	Z-01	SW-846 8015C	7/26/19	7/30/19 19:51	RMW

Surrogates	% Recovery	Recovery Limits	Flag/Qual	
2-Fluorobiphenyl	59.6	40-140		7/30/19 19:51
2-Fluorobiphenyl	98.6	50-150		8/1/19 2:10

con-test® ANALYTICAL LABORATORY
39 Spruce Street * East Longmeadow, MA 01028 * FAX 413/525-6405 * TEL. 413/525-2332

Project Location: Simsbury, CT | Sample Description: | Work Order: 19G1432

Date Received: 7/25/2019

Field Sample #: B-702 (9-10FT) | Sampled: 7/25/2019 12:55

Sample ID: 19G1432-16

Sample Matrix: Soil

Metals Analyses (Total)

Analyte	Results	RL	Units	Dilution	Flag/Qual	Method	Date Prepared	Date/Time Analyzed	Analyst
Arsenic	ND	1.7	mg/Kg dry	1		SW-846 6010D	7/26/19	7/29/19 20:46	MJH
Barium	20	1.7	mg/Kg dry	1		SW-846 6010D	7/26/19	7/29/19 20:46	MJH
Cadmium	ND	0.17	mg/Kg dry	1		SW-846 6010D	7/26/19	7/29/19 20:46	MJH
Chromium	10	0.35	mg/Kg dry	1		SW-846 6010D	7/26/19	7/29/19 20:46	MJH
Lead	3.4	0.52	mg/Kg dry	1		SW-846 6010D	7/26/19	7/29/19 20:46	MJH
Mercury	ND	0.028	mg/Kg dry	1		SW-846 7471B	7/30/19	7/31/19 11:54	AJL
Selenium	ND	3.5	mg/Kg dry	1		SW-846 6010D	7/26/19	7/29/19 20:46	MJH
Silver	ND	0.35	mg/Kg dry	1		SW-846 6010D	7/26/19	7/29/19 20:46	MJH

con-test® ANALYTICAL LABORATORY
39 Spruce Street * East Longmeadow, MA 01028 * FAX 413/525-6405 * TEL. 413/525-2332

Project Location: Simsbury, CT | Sample Description: | Work Order: 19G1432

Date Received: 7/25/2019

Field Sample #: B-702 (9-10FT) | Sampled: 7/25/2019 12:55

Sample ID: 19G1432-16

Sample Matrix: Soil

Conventional Chemistry Parameters by EPA/APHA/SW-846 Methods (Total)

Analyte	Results	RL	Units	Dilution	Flag/Qual	Method	Date Prepared	Date/Time Analyzed	Analyst
% Solids	93.6		% Wt	1		SM 2540G	7/26/19	7/27/19 12:39	JDN

con-test® ANALYTICAL LABORATORY
39 Spruce Street * East Longmeadow, MA 01028 * FAX 413/525-6405 * TEL. 413/525-2332

Project Location: Simsbury, CT | Sample Description: | Work Order: 19G1432

Date Received: 7/25/2019

Field Sample #: B-702 (9-10FT) | Sampled: 7/25/2019 12:55

Sample ID: 19G1432-16

Sample Matrix: Soil

SPLP - Metals Analyses

Analyte	Results	RL	Units	Dilution	Flag/Qual	Method	Date Prepared	Date/Time Analyzed	Analyst
Arsenic	ND	4.0	µg/L	5		SW-846 6020B	7/30/19	7/31/19 13:37	QNW
Barium	ND	50	µg/L	5		SW-846 6020B	7/30/19	7/31/19 13:37	QNW
Cadmium	ND	1.0	µg/L	5		SW-846 6020B	7/30/19	7/31/19 13:37	QNW
Chromium	ND	5.0	µg/L	5		SW-846 6020B	7/30/19	7/31/19 13:37	QNW
Lead	ND	2.5	µg/L	5	B-05	SW-846 6020B	7/30/19	7/31/19 13:37	QNW
Mercury	ND	0.00010	mg/L	1		SW-846 7470A	7/31/19	7/31/19 15:18	AJL
Selenium	ND	25	µg/L	5		SW-846 6020B	7/30/19	7/31/19 13:37	QNW
Silver	ND	1.0	µg/L	5		SW-846 6020B	7/30/19	7/31/19 13:37	QNW

con-test® ANALYTICAL LABORATORY
39 Spruce Street * East Longmeadow, MA 01028 * FAX 413/525-6405 * TEL. 413/525-2332

Sample Extraction Data

Prep Method: SW-846 3546-CTDEP ETPH

Lab Number [Field ID]	Batch	Initial [g]	Final [mL]	Date
19G1432-01 [B-319W (10-12FT)]	B236592	30.4	1.00	07/28/19
19G1432-02 [B-319W (12-14FT)]	B236592	30.2	1.00	07/28/19
19G1432-03 [B-325a (10-12FT)]	B236592	30.3	1.00	07/28/19
19G1432-04 [B-325a (12-14FT)]	B236592	30.0	1.00	07/28/19
19G1432-05 [B-328S (8-10FT)]	B236592	30.0	1.00	07/28/19
19G1432-06 [B-328S (10-12FT)]	B236592	30.4	1.00	07/28/19
19G1432-07 [B-328W (8-10FT)]	B236592	30.4	1.00	07/28/19
19G1432-08 [B-328W (10-12FT)]	B236592	30.0	1.00	07/28/19
19G1432-09 [B-328E (8-10FT)]	B236592	30.0	1.00	07/28/19
19G1432-10 [B-328E (10-12FT)]	B236592	30.1	1.00	07/28/19
19G1432-11 [B-310N (8-10FT)]	B236592	30.2	1.00	07/28/19
19G1432-12 [B-310N (10-12FT)]	B236592	30.3	1.00	07/28/19
19G1432-13 [B-330W (8-10FT)]	B236592	30.2	1.00	07/28/19
19G1432-14 [B-330W (10-12FT)]	B236592	30.4	1.00	07/28/19
19G1432-15 [B-701 (8-10FT)]	B236592	30.0	1.00	07/28/19
19G1432-16 [B-702 (9-10FT)]	B236592	30.2	1.00	07/28/19

Prep Method: % Solids-SM 2540G

Lab Number [Field ID]	Batch	Date
19G1432-01 [B-319W (10-12FT)]	B236502	07/26/19
19G1432-02 [B-319W (12-14FT)]	B236502	07/26/19
19G1432-03 [B-325a (10-12FT)]	B236502	07/26/19
19G1432-04 [B-325a (12-14FT)]	B236502	07/26/19
19G1432-05 [B-328S (8-10FT)]	B236502	07/26/19
19G1432-06 [B-328S (10-12FT)]	B236502	07/26/19
19G1432-07 [B-328W (8-10FT)]	B236502	07/26/19
19G1432-08 [B-328W (10-12FT)]	B236502	07/26/19
19G1432-09 [B-328E (8-10FT)]	B236502	07/26/19
19G1432-10 [B-328E (10-12FT)]	B236502	07/26/19
19G1432-11 [B-310N (8-10FT)]	B236502	07/26/19
19G1432-12 [B-310N (10-12FT)]	B236502	07/26/19
19G1432-13 [B-330W (8-10FT)]	B236502	07/26/19
19G1432-14 [B-330W (10-12FT)]	B236502	07/26/19
19G1432-15 [B-701 (8-10FT)]	B236502	07/26/19
19G1432-16 [B-702 (9-10FT)]	B236502	07/26/19

Prep Method: SW-846 3050B-SW-846 6010D

Lab Number [Field ID]	Batch	Initial [g]	Final [mL]	Date
19G1432-15 [B-701 (8-10FT)]	B236504	1.52	50.0	07/26/19
19G1432-16 [B-702 (9-10FT)]	B236504	1.54	50.0	07/26/19

Prep Method: SW-846 3010A-SW-846 6020B **Leachates were extracted on 7/29/2019 per SW-846 1312 in Batch B236661**

Lab Number [Field ID]	Batch	Initial [mL]	Final [mL]	Date
19G1432-15 [B-701 (8-10FT)]	B236744	50.0	50.0	07/30/19
19G1432-16 [B-702 (9-10FT)]	B236744	50.0	50.0	07/30/19

con-test® ANALYTICAL LABORATORY
39 Spruce Street * East Longmeadow, MA 01028 * FAX 413/525-6405 * TEL. 413/525-2332

Sample Extraction Data

Prep Method: SW-846 7470A Prep-SW-846 7470A **Leachates were extracted on 7/29/2019 per SW-846 1312 in Batch B236661**

Lab Number [Field ID]	Batch	Initial [mL]	Final [mL]	Date
19G1432-15 [B-701 (8-10FT)]	B236852	6.00	6.00	07/31/19
19G1432-16 [B-702 (9-10FT)]	B236852	6.00	6.00	07/31/19

Prep Method: SW-846 7471-SW-846 7471B

Lab Number [Field ID]	Batch	Initial [g]	Final [mL]	Date
19G1432-15 [B-701 (8-10FT)]	B236646	0.599	50.0	07/30/19
19G1432-16 [B-702 (9-10FT)]	B236646	0.570	50.0	07/30/19

Prep Method: SW-846 3546-SW-846 8015C

Lab Number [Field ID]	Batch	Initial [g]	Final [mL]	Date
19G1432-15 [B-701 (8-10FT)]	B236443	30.3	1.00	07/26/19
19G1432-16 [B-702 (9-10FT)]	B236443	30.4	1.00	07/26/19

Prep Method: SW-846 3540C-SW-846 8082A

Lab Number [Field ID]	Batch	Initial [g]	Final [mL]	Date
19G1432-15 [B-701 (8-10FT)]	B236490	10.3	10.0	07/26/19
19G1432-16 [B-702 (9-10FT)]	B236490	10.1	10.0	07/26/19

Prep Method: SW-846 5035-SW-846 8260C

Lab Number [Field ID]	Batch	Initial [g]	Final [mL]	Date
19G1432-15 [B-701 (8-10FT)]	B236495	7.19	10.0	07/26/19
19G1432-16 [B-702 (9-10FT)]	B236495	8.38	10.0	07/26/19

Prep Method: SW-846 3546-SW-846 8270D

Lab Number [Field ID]	Batch	Initial [g]	Final [mL]	Date
19G1432-15 [B-701 (8-10FT)]	B236444	30.3	1.00	07/26/19
19G1432-16 [B-702 (9-10FT)]	B236444	30.4	1.00	07/26/19

con-test® ANALYTICAL LABORATORY
39 Spruce Street * East Longmeadow, MA 01028 * FAX 413/525-6405 * TEL. 413/525-2332

QUALITY CONTROL

Volatile Organic Compounds by GC/MS - Quality Control

Analyte	Result	Reporting Limit	Units	Spike Level	Source Result	%REC	%REC Limits	RPD	RPD Limit	Notes
Batch B236495 - SW-846 5035										
Blank (B236495-BLK1)				Prepared & Analyzed: 07/26/19						
Acetone	ND	0.10	mg/Kg wet							
Acrylonitrile	ND	0.0060	mg/Kg wet							
Benzene	ND	0.0020	mg/Kg wet							
Bromobenzene	ND	0.0020	mg/Kg wet							
Bromodichloromethane	ND	0.0020	mg/Kg wet							
Bromoform	ND	0.0020	mg/Kg wet							
Bromomethane	ND	0.010	mg/Kg wet							V-34
2-Butanone (MEK)	ND	0.040	mg/Kg wet							
n-Butylbenzene	ND	0.0020	mg/Kg wet							
sec-Butylbenzene	ND	0.0020	mg/Kg wet							
tert-Butylbenzene	ND	0.0020	mg/Kg wet							
Carbon Disulfide	ND	0.0060	mg/Kg wet							
Carbon Tetrachloride	ND	0.0020	mg/Kg wet							
Chlorobenzene	ND	0.0020	mg/Kg wet							
Chlorodibromomethane	ND	0.0010	mg/Kg wet							
Chloroethane	ND	0.020	mg/Kg wet							
Chloroform	ND	0.0040	mg/Kg wet							
Chloromethane	ND	0.010	mg/Kg wet							
2-Chlorotoluene	ND	0.0020	mg/Kg wet							
4-Chlorotoluene	ND	0.0020	mg/Kg wet							
1,2-Dibromo-3-chloropropane (DBCP)	ND	0.0020	mg/Kg wet							
1,2-Dibromoethane (EDB)	ND	0.0010	mg/Kg wet							
Dibromomethane	ND	0.0020	mg/Kg wet							
1,2-Dichlorobenzene	ND	0.0020	mg/Kg wet							
1,3-Dichlorobenzene	ND	0.0020	mg/Kg wet							
1,4-Dichlorobenzene	ND	0.0020	mg/Kg wet							
trans-1,4-Dichloro-2-butene	ND	0.0040	mg/Kg wet							
Dichlorodifluoromethane (Freon 12)	ND	0.020	mg/Kg wet							
1,1-Dichloroethane	ND	0.0020	mg/Kg wet							
1,2-Dichloroethane	ND	0.0020	mg/Kg wet							
1,1-Dichloroethylene	ND	0.0040	mg/Kg wet							
cis-1,2-Dichloroethylene	ND	0.0020	mg/Kg wet							
trans-1,2-Dichloroethylene	ND	0.0020	mg/Kg wet							
1,2-Dichloropropane	ND	0.0020	mg/Kg wet							
1,3-Dichloropropane	ND	0.0010	mg/Kg wet							
2,2-Dichloropropane	ND	0.0020	mg/Kg wet							
1,1-Dichloropropene	ND	0.0020	mg/Kg wet							
cis-1,3-Dichloropropene	ND	0.0010	mg/Kg wet							
trans-1,3-Dichloropropene	ND	0.0010	mg/Kg wet							
Ethylbenzene	ND	0.0020	mg/Kg wet							
Hexachlorobutadiene	ND	0.0020	mg/Kg wet							
2-Hexanone (MBK)	ND	0.020	mg/Kg wet							
Isopropylbenzene (Cumene)	ND	0.0020	mg/Kg wet							
p-Isopropyltoluene (p-Cymene)	ND	0.0020	mg/Kg wet							
Methyl tert-Butyl Ether (MTBE)	ND	0.0040	mg/Kg wet							
Methylene Chloride	ND	0.020	mg/Kg wet							
4-Methyl-2-pentanone (MIBK)	ND	0.020	mg/Kg wet							
Naphthalene	ND	0.0040	mg/Kg wet							
n-Propylbenzene	ND	0.0020	mg/Kg wet							
Styrene	ND	0.0020	mg/Kg wet							
1,1,1,2-Tetrachloroethane	ND	0.0020	mg/Kg wet							
1,1,2,2-Tetrachloroethane	ND	0.0010	mg/Kg wet							

con-test® ANALYTICAL LABORATORY
39 Spruce Street * East Longmeadow, MA 01028 * FAX 413/525-6405 * TEL. 413/525-2332

QUALITY CONTROL

Volatile Organic Compounds by GC/MS - Quality Control

Analyte	Result	Reporting Limit	Units	Spike Level	Source Result	%REC	%REC Limits	RPD	RPD Limit	Notes
Batch B236495 - SW-846 5035										
Blank (B236495-BLK1)				Prepared & Analyzed: 07/26/19						
Tetrachloroethylene	ND	0.0020	mg/Kg wet							
Tetrahydrofuran	ND	0.010	mg/Kg wet							
Toluene	ND	0.0020	mg/Kg wet							
1,2,3-Trichlorobenzene	ND	0.0020	mg/Kg wet							
1,2,4-Trichlorobenzene	ND	0.0020	mg/Kg wet							
1,1,1-Trichloroethane	ND	0.0020	mg/Kg wet							
1,1,2-Trichloroethane	ND	0.0020	mg/Kg wet							
Trichloroethylene	ND	0.0020	mg/Kg wet							
Trichlorofluoromethane (Freon 11)	ND	0.010	mg/Kg wet							
1,2,3-Trichloropropane	ND	0.0020	mg/Kg wet							
1,1,2-Trichloro-1,2,2-trifluoroethane (Freon 113)	ND	0.010	mg/Kg wet							
1,2,4-Trimethylbenzene	ND	0.0020	mg/Kg wet							
1,3,5-Trimethylbenzene	ND	0.0020	mg/Kg wet							
Vinyl Chloride	ND	0.010	mg/Kg wet							
m+p Xylene	ND	0.0040	mg/Kg wet							
o-Xylene	ND	0.0020	mg/Kg wet							
Surrogate: 1,2-Dichloroethane-d4	*0.0473*		mg/Kg wet	0.0500		94.6	70-130			
Surrogate: Toluene-d8	*0.0489*		mg/Kg wet	0.0500		97.9	70-130			
Surrogate: 4-Bromofluorobenzene	*0.0483*		mg/Kg wet	0.0500		96.7	70-130			
LCS (B236495-BS1)				Prepared & Analyzed: 07/26/19						
Acetone	0.186	0.10	mg/Kg wet	0.200		93.0	70-130			V-35
Acrylonitrile	0.0179	0.0060	mg/Kg wet	0.0200		89.6	70-130			
Benzene	0.0172	0.0020	mg/Kg wet	0.0200		86.0	70-130			
Bromobenzene	0.0178	0.0020	mg/Kg wet	0.0200		89.1	70-130			
Bromodichloromethane	0.0208	0.0020	mg/Kg wet	0.0200		104	70-130			
Bromoform	0.0209	0.0020	mg/Kg wet	0.0200		104	70-130			
Bromomethane	0.0193	0.010	mg/Kg wet	0.0200		96.4	70-130			V-34
2-Butanone (MEK)	0.180	0.040	mg/Kg wet	0.200		90.1	70-130			
n-Butylbenzene	0.0184	0.0020	mg/Kg wet	0.0200		91.9	70-130			
sec-Butylbenzene	0.0203	0.0020	mg/Kg wet	0.0200		101	70-130			
tert-Butylbenzene	0.0189	0.0020	mg/Kg wet	0.0200		94.4	70-130			
Carbon Disulfide	0.197	0.0060	mg/Kg wet	0.200		98.4	70-130			
Carbon Tetrachloride	0.0202	0.0020	mg/Kg wet	0.0200		101	70-130			
Chlorobenzene	0.0189	0.0020	mg/Kg wet	0.0200		94.7	70-130			
Chlorodibromomethane	0.0213	0.0010	mg/Kg wet	0.0200		107	70-130			
Chloroethane	0.0175	0.020	mg/Kg wet	0.0200		87.3	70-130			
Chloroform	0.0178	0.0040	mg/Kg wet	0.0200		89.0	70-130			
Chloromethane	0.0192	0.010	mg/Kg wet	0.0200		95.8	70-130			
2-Chlorotoluene	0.0200	0.0020	mg/Kg wet	0.0200		99.9	70-130			
4-Chlorotoluene	0.0195	0.0020	mg/Kg wet	0.0200		97.5	70-130			
1,2-Dibromo-3-chloropropane (DBCP)	0.0192	0.0020	mg/Kg wet	0.0200		96.1	70-130			
1,2-Dibromoethane (EDB)	0.0199	0.0010	mg/Kg wet	0.0200		99.3	70-130			
Dibromomethane	0.0200	0.0020	mg/Kg wet	0.0200		100	70-130			
1,2-Dichlorobenzene	0.0183	0.0020	mg/Kg wet	0.0200		91.6	70-130			
1,3-Dichlorobenzene	0.0192	0.0020	mg/Kg wet	0.0200		95.9	70-130			
1,4-Dichlorobenzene	0.0182	0.0020	mg/Kg wet	0.0200		90.9	70-130			
trans-1,4-Dichloro-2-butene	0.0186	0.0040	mg/Kg wet	0.0200		92.9	70-130			
Dichlorodifluoromethane (Freon 12)	0.0173	0.020	mg/Kg wet	0.0200		86.4	70-130			
1,1-Dichloroethane	0.0196	0.0020	mg/Kg wet	0.0200		97.8	70-130			
1,2-Dichloroethane	0.0206	0.0020	mg/Kg wet	0.0200		103	70-130			
1,1-Dichloroethylene	0.0182	0.0040	mg/Kg wet	0.0200		90.9	70-130			

con-test® ANALYTICAL LABORATORY
39 Spruce Street * East Longmeadow, MA 01028 * FAX 413/525-6405 * TEL. 413/525-2332

QUALITY CONTROL

Volatile Organic Compounds by GC/MS - Quality Control

Analyte	Result	Reporting Limit	Units	Spike Level	Source Result	%REC	%REC Limits	RPD	RPD Limit	Notes
Batch B236495 - SW-846 5035										
LCS (B236495-BS1)				Prepared & Analyzed: 07/26/19						
cis-1,2-Dichloroethylene	0.0185	0.0020	mg/Kg wet	0.0200		92.4	70-130			
trans-1,2-Dichloroethylene	0.0208	0.0020	mg/Kg wet	0.0200		104	70-130			
1,2-Dichloropropane	0.0188	0.0020	mg/Kg wet	0.0200		93.9	70-130			
1,3-Dichloropropane	0.0204	0.0010	mg/Kg wet	0.0200		102	70-130			
2,2-Dichloropropane	0.0177	0.0020	mg/Kg wet	0.0200		88.6	70-130			
1,1-Dichloropropene	0.0173	0.0020	mg/Kg wet	0.0200		86.7	70-130			
cis-1,3-Dichloropropene	0.0213	0.0010	mg/Kg wet	0.0200		106	70-130			
trans-1,3-Dichloropropene	0.0200	0.0010	mg/Kg wet	0.0200		100	70-130			
Ethylbenzene	0.0194	0.0020	mg/Kg wet	0.0200		97.1	70-130			
Hexachlorobutadiene	0.0212	0.0020	mg/Kg wet	0.0200		106	70-130			
2-Hexanone (MBK)	0.190	0.020	mg/Kg wet	0.200		95.2	70-130			
Isopropylbenzene (Cumene)	0.0200	0.0020	mg/Kg wet	0.0200		100	70-130			
p-Isopropyltoluene (p-Cymene)	0.0194	0.0020	mg/Kg wet	0.0200		96.9	70-130			
Methyl tert-Butyl Ether (MTBE)	0.0192	0.0040	mg/Kg wet	0.0200		96.2	70-130			
Methylene Chloride	0.0184	0.020	mg/Kg wet	0.0200		92.1	70-130			
4-Methyl-2-pentanone (MIBK)	0.192	0.020	mg/Kg wet	0.200		95.8	70-130			
Naphthalene	0.0166	0.0040	mg/Kg wet	0.0200		83.1	70-130			
n-Propylbenzene	0.0192	0.0020	mg/Kg wet	0.0200		96.2	70-130			
Styrene	0.0198	0.0020	mg/Kg wet	0.0200		98.8	70-130			
1,1,1,2-Tetrachloroethane	0.0212	0.0020	mg/Kg wet	0.0200		106	70-130			
1,1,2,2-Tetrachloroethane	0.0184	0.0010	mg/Kg wet	0.0200		92.2	70-130			
Tetrachloroethylene	0.0219	0.0020	mg/Kg wet	0.0200		109	70-130			
Tetrahydrofuran	0.0169	0.010	mg/Kg wet	0.0200		84.6	70-130			
Toluene	0.0190	0.0020	mg/Kg wet	0.0200		94.8	70-130			
1,2,3-Trichlorobenzene	0.0200	0.0020	mg/Kg wet	0.0200		100	70-130			
1,2,4-Trichlorobenzene	0.0190	0.0020	mg/Kg wet	0.0200		95.2	70-130			
1,1,1-Trichloroethane	0.0192	0.0020	mg/Kg wet	0.0200		96.0	70-130			
1,1,2-Trichloroethane	0.0182	0.0020	mg/Kg wet	0.0200		91.1	70-130			
Trichloroethylene	0.0202	0.0020	mg/Kg wet	0.0200		101	70-130			
Trichlorofluoromethane (Freon 11)	0.0213	0.010	mg/Kg wet	0.0200		106	70-130			
1,2,3-Trichloropropane	0.0217	0.0020	mg/Kg wet	0.0200		109	70-130			
1,1,2-Trichloro-1,2,2-trifluoroethane (Freon 113)	0.0191	0.010	mg/Kg wet	0.0200		95.6	70-130			
1,2,4-Trimethylbenzene	0.0193	0.0020	mg/Kg wet	0.0200		96.6	70-130			
1,3,5-Trimethylbenzene	0.0202	0.0020	mg/Kg wet	0.0200		101	70-130			
Vinyl Chloride	0.0181	0.010	mg/Kg wet	0.0200		90.7	70-130			
m+p Xylene	0.0389	0.0040	mg/Kg wet	0.0400		97.2	70-130			
o-Xylene	0.0193	0.0020	mg/Kg wet	0.0200		96.3	70-130			
Surrogate: 1,2-Dichloroethane-d4	*0.0469*		mg/Kg wet	0.0500		93.8	70-130			
Surrogate: Toluene-d8	*0.0493*		mg/Kg wet	0.0500		98.6	70-130			
Surrogate: 4-Bromofluorobenzene	*0.0497*		mg/Kg wet	0.0500		99.5	70-130			

con-test® ANALYTICAL LABORATORY
39 Spruce Street * East Longmeadow, MA 01028 * FAX 413/525-6405 * TEL. 413/525-2332

QUALITY CONTROL

Semivolatile Organic Compounds by GC/MS - Quality Control

Analyte	Result	Reporting Limit	Units	Spike Level	Source Result	%REC	%REC Limits	RPD	RPD Limit	Notes
Batch B236444 - SW-846 3546										
Blank (B236444-BLK1)				Prepared: 07/26/19 Analyzed: 07/28/19						
Acenaphthene	ND	0.17	mg/Kg wet							
Acenaphthylene	ND	0.17	mg/Kg wet							
Aniline	ND	0.34	mg/Kg wet							
Anthracene	ND	0.17	mg/Kg wet							
Benzo(a)anthracene	ND	0.17	mg/Kg wet							
Benzo(a)pyrene	ND	0.17	mg/Kg wet							
Benzo(b)fluoranthene	ND	0.17	mg/Kg wet							
Benzo(g,h,i)perylene	ND	0.17	mg/Kg wet							
Benzo(k)fluoranthene	ND	0.17	mg/Kg wet							
Bis(2-chloroethoxy)methane	ND	0.34	mg/Kg wet							
Bis(2-chloroethyl)ether	ND	0.34	mg/Kg wet							
Bis(2-chloroisopropyl)ether	ND	0.34	mg/Kg wet							
Bis(2-Ethylhexyl)phthalate	ND	0.34	mg/Kg wet							
4-Bromophenylphenylether	ND	0.34	mg/Kg wet							
Butylbenzylphthalate	ND	0.34	mg/Kg wet							
Carbazole	ND	0.17	mg/Kg wet							
4-Chloroaniline	ND	0.66	mg/Kg wet							V-34
4-Chloro-3-methylphenol	ND	0.66	mg/Kg wet							
2-Chloronaphthalene	ND	0.34	mg/Kg wet							
2-Chlorophenol	ND	0.34	mg/Kg wet							
4-Chlorophenylphenylether	ND	0.34	mg/Kg wet							
Chrysene	ND	0.17	mg/Kg wet							
Dibenz(a,h)anthracene	ND	0.17	mg/Kg wet							
Dibenzofuran	ND	0.34	mg/Kg wet							
Di-n-butylphthalate	ND	0.34	mg/Kg wet							
3,3-Dichlorobenzidine	ND	0.17	mg/Kg wet							V-34
2,4-Dichlorophenol	ND	0.34	mg/Kg wet							
Diethylphthalate	ND	0.34	mg/Kg wet							
2,4-Dimethylphenol	ND	0.34	mg/Kg wet							
Dimethylphthalate	ND	0.34	mg/Kg wet							
4,6-Dinitro-2-methylphenol	ND	0.34	mg/Kg wet							
2,4-Dinitrophenol	ND	0.66	mg/Kg wet							
2,4-Dinitrotoluene	ND	0.34	mg/Kg wet							
2,6-Dinitrotoluene	ND	0.34	mg/Kg wet							
Di-n-octylphthalate	ND	0.34	mg/Kg wet							
Fluoranthene	ND	0.17	mg/Kg wet							
Fluorene	ND	0.17	mg/Kg wet							
Hexachlorobenzene	ND	0.34	mg/Kg wet							
Hexachlorobutadiene	ND	0.34	mg/Kg wet							
Hexachlorocyclopentadiene	ND	0.34	mg/Kg wet							
Hexachloroethane	ND	0.34	mg/Kg wet							
Indeno(1,2,3-cd)pyrene	ND	0.17	mg/Kg wet							
Isophorone	ND	0.34	mg/Kg wet							
2-Methylnaphthalene	ND	0.17	mg/Kg wet							
2-Methylphenol	ND	0.34	mg/Kg wet							
3/4-Methylphenol	ND	0.34	mg/Kg wet							
Naphthalene	ND	0.17	mg/Kg wet							
2-Nitroaniline	ND	0.34	mg/Kg wet							V-34
3-Nitroaniline	ND	0.34	mg/Kg wet							
4-Nitroaniline	ND	0.34	mg/Kg wet							
Nitrobenzene	ND	0.34	mg/Kg wet							
2-Nitrophenol	ND	0.34	mg/Kg wet							

con-test® ANALYTICAL LABORATORY
39 Spruce Street * East Longmeadow, MA 01028 * FAX 413/525-6405 * TEL. 413/525-2332

QUALITY CONTROL

Semivolatile Organic Compounds by GC/MS - Quality Control

Analyte	Result	Reporting Limit	Units	Spike Level	Source Result	%REC	%REC Limits	RPD	RPD Limit	Notes	
Batch B236444 - SW-846 3546											
Blank (B236444-BLK1)				Prepared: 07/26/19 Analyzed: 07/28/19							
4-Nitrophenol	ND	0.66	mg/Kg wet								
N-Nitrosodiphenylamine/Diphenylamine	ND	0.34	mg/Kg wet								
N-Nitrosodi-n-propylamine	ND	0.34	mg/Kg wet								
Pentachloronitrobenzene	ND	0.34	mg/Kg wet							V-16	
Pentachlorophenol	ND	0.34	mg/Kg wet								
Phenanthrene	ND	0.17	mg/Kg wet								
Phenol	ND	0.34	mg/Kg wet								
Pyrene	ND	0.17	mg/Kg wet								
Pyridine	ND	0.34	mg/Kg wet								
1,2,4,5-Tetrachlorobenzene	ND	0.34	mg/Kg wet								
1,2,4-Trichlorobenzene	ND	0.34	mg/Kg wet								
2,4,5-Trichlorophenol	ND	0.34	mg/Kg wet								
2,4,6-Trichlorophenol	ND	0.34	mg/Kg wet								
Surrogate: 2-Fluorophenol	*4.23*		mg/Kg wet	6.67		63.4	30-130				
Surrogate: Phenol-d6	*4.11*		mg/Kg wet	6.67		61.7	30-130				
Surrogate: Nitrobenzene-d5	*2.19*		mg/Kg wet	3.33		65.6	30-130				
Surrogate: 2-Fluorobiphenyl	*2.29*		mg/Kg wet	3.33		68.6	30-130				
Surrogate: 2,4,6-Tribromophenol	*4.15*		mg/Kg wet	6.67		62.2	30-130				
Surrogate: p-Terphenyl-d14	*3.02*		mg/Kg wet	3.33		90.7	30-130				
LCS (B236444-BS1)				Prepared: 07/26/19 Analyzed: 07/28/19							
Acenaphthene	1.06	0.17	mg/Kg wet	1.67		63.8	40-140				
Acenaphthylene	1.12	0.17	mg/Kg wet	1.67		67.3	40-140				
Aniline	0.984	0.34	mg/Kg wet	1.67		59.1	40-140				†
Anthracene	1.24	0.17	mg/Kg wet	1.67		74.2	40-140				
Benzo(a)anthracene	1.29	0.17	mg/Kg wet	1.67		77.2	40-140				
Benzo(a)pyrene	1.35	0.17	mg/Kg wet	1.67		80.8	40-140				
Benzo(b)fluoranthene	1.28	0.17	mg/Kg wet	1.67		76.6	40-140				
Benzo(g,h,i)perylene	1.30	0.17	mg/Kg wet	1.67		78.2	40-140				
Benzo(k)fluoranthene	1.32	0.17	mg/Kg wet	1.67		79.2	40-140				
Bis(2-chloroethoxy)methane	1.19	0.34	mg/Kg wet	1.67		71.6	40-140				
Bis(2-chloroethyl)ether	1.20	0.34	mg/Kg wet	1.67		72.3	40-140				
Bis(2-chloroisopropyl)ether	1.36	0.34	mg/Kg wet	1.67		81.4	40-140				
Bis(2-Ethylhexyl)phthalate	1.23	0.34	mg/Kg wet	1.67		73.9	40-140				
4-Bromophenylphenylether	1.19	0.34	mg/Kg wet	1.67		71.3	40-140				
Butylbenzylphthalate	1.32	0.34	mg/Kg wet	1.67		79.4	40-140				
Carbazole	1.23	0.17	mg/Kg wet	1.67		73.7	40-140				
4-Chloroaniline	0.847	0.66	mg/Kg wet	1.67		50.8	40-140			V-34	†
4-Chloro-3-methylphenol	1.12	0.66	mg/Kg wet	1.67		67.5	30-130				
2-Chloronaphthalene	1.02	0.34	mg/Kg wet	1.67		60.9	40-140				
2-Chlorophenol	1.05	0.34	mg/Kg wet	1.67		62.9	30-130				
4-Chlorophenylphenylether	1.13	0.34	mg/Kg wet	1.67		67.8	40-140				
Chrysene	1.28	0.17	mg/Kg wet	1.67		77.0	40-140				
Dibenz(a,h)anthracene	1.22	0.17	mg/Kg wet	1.67		73.5	40-140				
Dibenzofuran	1.16	0.34	mg/Kg wet	1.67		69.6	40-140				
Di-n-butylphthalate	1.23	0.34	mg/Kg wet	1.67		73.6	40-140				
3,3-Dichlorobenzidine	0.952	0.17	mg/Kg wet	1.67		57.1	40-140			V-34	†
2,4-Dichlorophenol	1.08	0.34	mg/Kg wet	1.67		65.0	30-130				
Diethylphthalate	1.20	0.34	mg/Kg wet	1.67		72.1	40-140				
2,4-Dimethylphenol	1.12	0.34	mg/Kg wet	1.67		67.2	30-130				
Dimethylphthalate	1.20	0.34	mg/Kg wet	1.67		71.9	40-140				
4,6-Dinitro-2-methylphenol	0.922	0.34	mg/Kg wet	1.67		55.3	30-130				

con-test® ANALYTICAL LABORATORY
39 Spruce Street * East Longmeadow, MA 01028 * FAX 413/525-6405 * TEL. 413/525-2332

QUALITY CONTROL

Semivolatile Organic Compounds by GC/MS - Quality Control

Analyte	Result	Reporting Limit	Units	Spike Level	Source Result	%REC	%REC Limits	RPD	RPD Limit	Notes	
Batch B236444 - SW-846 3546											
LCS (B236444-BS1)				Prepared: 07/26/19 Analyzed: 07/28/19							
2,4-Dinitrophenol	0.574	0.66	mg/Kg wet	1.67		34.4	30-130				
2,4-Dinitrotoluene	1.17	0.34	mg/Kg wet	1.67		70.4	40-140				
2,6-Dinitrotoluene	1.24	0.34	mg/Kg wet	1.67		74.7	40-140				
Di-n-octylphthalate	1.43	0.34	mg/Kg wet	1.67		85.9	40-140				
Fluoranthene	1.27	0.17	mg/Kg wet	1.67		76.1	40-140				
Fluorene	1.14	0.17	mg/Kg wet	1.67		68.6	40-140				
Hexachlorobenzene	1.19	0.34	mg/Kg wet	1.67		71.6	40-140				
Hexachlorobutadiene	0.974	0.34	mg/Kg wet	1.67		58.4	40-140				
Hexachlorocyclopentadiene	0.907	0.34	mg/Kg wet	1.67		54.4	30-140				
Hexachloroethane	1.00	0.34	mg/Kg wet	1.67		60.2	40-140				
Indeno(1,2,3-cd)pyrene	1.31	0.17	mg/Kg wet	1.67		78.9	40-140				
Isophorone	1.17	0.34	mg/Kg wet	1.67		70.0	40-140				
2-Methylnaphthalene	1.11	0.17	mg/Kg wet	1.67		66.5	40-140				
2-Methylphenol	1.12	0.34	mg/Kg wet	1.67		67.4	30-130				
3/4-Methylphenol	1.07	0.34	mg/Kg wet	1.67		64.1	30-130				
Naphthalene	1.05	0.17	mg/Kg wet	1.67		62.8	40-140				
2-Nitroaniline	1.55	0.34	mg/Kg wet	1.67		93.2	40-140			V-34	
3-Nitroaniline	1.10	0.34	mg/Kg wet	1.67		65.8	40-140				†
4-Nitroaniline	1.25	0.34	mg/Kg wet	1.67		75.0	40-140				
Nitrobenzene	1.07	0.34	mg/Kg wet	1.67		64.2	40-140				
2-Nitrophenol	1.03	0.34	mg/Kg wet	1.67		61.8	30-130				
4-Nitrophenol	1.13	0.66	mg/Kg wet	1.67		67.9	10-130				
N-Nitrosodiphenylamine/Diphenylamine	1.29	0.34	mg/Kg wet	1.67		77.7	40-140				
N-Nitrosodi-n-propylamine	1.06	0.34	mg/Kg wet	1.67		63.7	40-140				
Pentachloronitrobenzene	1.16	0.34	mg/Kg wet	1.67		69.5	40-140			V-16	
Pentachlorophenol	1.02	0.34	mg/Kg wet	1.67		61.0	30-130				
Phenanthrene	1.25	0.17	mg/Kg wet	1.67		74.8	40-140				
Phenol	1.11	0.34	mg/Kg wet	1.67		66.5	20-130				
Pyrene	1.33	0.17	mg/Kg wet	1.67		79.9	40-140				
Pyridine	0.730	0.34	mg/Kg wet	1.67		43.8	10-140				†
1,2,4,5-Tetrachlorobenzene	1.07	0.34	mg/Kg wet	1.67		64.0	40-140				
1,2,4-Trichlorobenzene	0.981	0.34	mg/Kg wet	1.67		58.9	40-140				
2,4,5-Trichlorophenol	1.18	0.34	mg/Kg wet	1.67		70.5	30-130				
2,4,6-Trichlorophenol	1.15	0.34	mg/Kg wet	1.67		68.7	30-130				
Surrogate: 2-Fluorophenol	*4.52*		mg/Kg wet	6.67		67.8	30-130				
Surrogate: Phenol-d6	*4.51*		mg/Kg wet	6.67		67.7	30-130				
Surrogate: Nitrobenzene-d5	*2.38*		mg/Kg wet	3.33		71.3	30-130				
Surrogate: 2-Fluorobiphenyl	*2.60*		mg/Kg wet	3.33		77.9	30-130				
Surrogate: 2,4,6-Tribromophenol	*5.02*		mg/Kg wet	6.67		75.3	30-130				
Surrogate: p-Terphenyl-d14	*2.83*		mg/Kg wet	3.33		85.0	30-130				
LCS Dup (B236444-BSD1)				Prepared: 07/26/19 Analyzed: 07/28/19							
Acenaphthene	1.08	0.17	mg/Kg wet	1.67		64.9	40-140	1.71	30		
Acenaphthylene	1.17	0.17	mg/Kg wet	1.67		69.9	40-140	3.82	30		
Aniline	1.00	0.34	mg/Kg wet	1.67		60.1	40-140	1.78	50		† ‡
Anthracene	1.29	0.17	mg/Kg wet	1.67		77.1	40-140	3.86	30		
Benzo(a)anthracene	1.31	0.17	mg/Kg wet	1.67		78.7	40-140	1.87	30		
Benzo(a)pyrene	1.37	0.17	mg/Kg wet	1.67		82.4	40-140	1.91	30		
Benzo(b)fluoranthene	1.35	0.17	mg/Kg wet	1.67		81.2	40-140	5.83	30		
Benzo(g,h,i)perylene	1.23	0.17	mg/Kg wet	1.67		73.9	40-140	5.63	30		
Benzo(k)fluoranthene	1.37	0.17	mg/Kg wet	1.67		82.4	40-140	3.96	30		
Bis(2-chloroethoxy)methane	1.12	0.34	mg/Kg wet	1.67		67.5	40-140	5.95	30		

con-test® ANALYTICAL LABORATORY
39 Spruce Street * East Longmeadow, MA 01028 * FAX 413/525-6405 * TEL. 413/525-2332

QUALITY CONTROL

Semivolatile Organic Compounds by GC/MS - Quality Control

Analyte	Result	Reporting Limit	Units	Spike Level	Source Result	%REC	%REC Limits	RPD	RPD Limit	Notes	
Batch B236444 - SW-846 3546											
LCS Dup (B236444-BSD1)				Prepared: 07/26/19 Analyzed: 07/28/19							
Bis(2-chloroethyl)ether	1.05	0.34	mg/Kg wet	1.67		62.9	40-140	13.9	30		
Bis(2-chloroisopropyl)ether	1.19	0.34	mg/Kg wet	1.67		71.2	40-140	13.4	30		
Bis(2-Ethylhexyl)phthalate	1.32	0.34	mg/Kg wet	1.67		79.3	40-140	7.00	30		
4-Bromophenylphenylether	1.23	0.34	mg/Kg wet	1.67		73.6	40-140	3.23	30		
Butylbenzylphthalate	1.33	0.34	mg/Kg wet	1.67		79.9	40-140	0.577	30		
Carbazole	1.32	0.17	mg/Kg wet	1.67		79.1	40-140	7.02	30		
4-Chloroaniline	0.894	0.66	mg/Kg wet	1.67		53.7	40-140	5.44	30	V-34	†
4-Chloro-3-methylphenol	1.19	0.66	mg/Kg wet	1.67		71.3	30-130	5.53	30		
2-Chloronaphthalene	1.01	0.34	mg/Kg wet	1.67		60.3	40-140	1.02	30		
2-Chlorophenol	0.933	0.34	mg/Kg wet	1.67		56.0	30-130	11.5	30		
4-Chlorophenylphenylether	1.16	0.34	mg/Kg wet	1.67		69.6	40-140	2.53	30		
Chrysene	1.30	0.17	mg/Kg wet	1.67		78.0	40-140	1.21	30		
Dibenz(a,h)anthracene	1.15	0.17	mg/Kg wet	1.67		68.8	40-140	6.52	30		
Dibenzofuran	1.21	0.34	mg/Kg wet	1.67		72.4	40-140	3.89	30		
Di-n-butylphthalate	1.29	0.34	mg/Kg wet	1.67		77.2	40-140	4.83	30		
3,3-Dichlorobenzidine	1.02	0.17	mg/Kg wet	1.67		60.9	40-140	6.44	30	V-34	† ‡
2,4-Dichlorophenol	1.12	0.34	mg/Kg wet	1.67		67.1	30-130	3.21	30		
Diethylphthalate	1.24	0.34	mg/Kg wet	1.67		74.7	40-140	3.60	30		
2,4-Dimethylphenol	1.11	0.34	mg/Kg wet	1.67		66.7	30-130	0.807	30		
Dimethylphthalate	1.24	0.34	mg/Kg wet	1.67		74.3	40-140	3.31	50		
4,6-Dinitro-2-methylphenol	0.976	0.34	mg/Kg wet	1.67		58.6	30-130	5.69	50		
2,4-Dinitrophenol	0.635	0.66	mg/Kg wet	1.67		38.1	30-130	10.0	50		
2,4-Dinitrotoluene	1.24	0.34	mg/Kg wet	1.67		74.5	40-140	5.61	30		
2,6-Dinitrotoluene	1.31	0.34	mg/Kg wet	1.67		78.6	40-140	5.12	30		
Di-n-octylphthalate	1.52	0.34	mg/Kg wet	1.67		91.4	40-140	6.25	30		
Fluoranthene	1.34	0.17	mg/Kg wet	1.67		80.1	40-140	5.09	30		
Fluorene	1.20	0.17	mg/Kg wet	1.67		72.0	40-140	4.83	30		
Hexachlorobenzene	1.24	0.34	mg/Kg wet	1.67		74.2	40-140	3.46	30		
Hexachlorobutadiene	0.831	0.34	mg/Kg wet	1.67		49.9	40-140	15.8	30		
Hexachlorocyclopentadiene	0.814	0.34	mg/Kg wet	1.67		48.8	30-140	10.8	50		
Hexachloroethane	0.881	0.34	mg/Kg wet	1.67		52.8	40-140	13.1	50		
Indeno(1,2,3-cd)pyrene	1.24	0.17	mg/Kg wet	1.67		74.3	40-140	5.93	50		
Isophorone	1.12	0.34	mg/Kg wet	1.67		67.2	40-140	4.14	30		
2-Methylnaphthalene	1.06	0.17	mg/Kg wet	1.67		63.5	40-140	4.68	30		
2-Methylphenol	1.12	0.34	mg/Kg wet	1.67		67.4	30-130	0.0297	30		
3/4-Methylphenol	1.08	0.34	mg/Kg wet	1.67		64.9	30-130	1.15	30		
Naphthalene	0.949	0.17	mg/Kg wet	1.67		57.0	40-140	9.69	30		
2-Nitroaniline	1.64	0.34	mg/Kg wet	1.67		98.5	40-140	5.55	30	V-34	
3-Nitroaniline	1.19	0.34	mg/Kg wet	1.67		71.7	40-140	8.58	30		†
4-Nitroaniline	1.39	0.34	mg/Kg wet	1.67		83.1	40-140	10.3	30		
Nitrobenzene	0.991	0.34	mg/Kg wet	1.67		59.4	40-140	7.76	30		
2-Nitrophenol	0.954	0.34	mg/Kg wet	1.67		57.2	30-130	7.60	30		
4-Nitrophenol	1.25	0.66	mg/Kg wet	1.67		74.8	10-130	9.64	50		‡
N-Nitrosodiphenylamine/Diphenylamine	1.32	0.34	mg/Kg wet	1.67		79.5	40-140	2.32	30		
N-Nitrosodi-n-propylamine	0.980	0.34	mg/Kg wet	1.67		58.8	40-140	7.90	30		
Pentachloronitrobenzene	1.22	0.34	mg/Kg wet	1.67		73.4	40-140	5.40	30	V-16	
Pentachlorophenol	1.07	0.34	mg/Kg wet	1.67		64.4	30-130	5.39	50		
Phenanthrene	1.30	0.17	mg/Kg wet	1.67		78.0	40-140	4.19	30		
Phenol	1.04	0.34	mg/Kg wet	1.67		62.4	20-130	6.36	30		
Pyrene	1.33	0.17	mg/Kg wet	1.67		79.9	40-140	0.0751	30		
Pyridine	0.661	0.34	mg/Kg wet	1.67		39.6	10-140	9.97	50		†
1,2,4,5-Tetrachlorobenzene	0.988	0.34	mg/Kg wet	1.67		59.3	40-140	7.59	30		

con-test® ANALYTICAL LABORATORY
39 Spruce Street * East Longmeadow, MA 01028 * FAX 413/525-6405 * TEL. 413/525-2332

QUALITY CONTROL

Semivolatile Organic Compounds by GC/MS - Quality Control

Analyte	Result	Reporting Limit	Units	Spike Level	Source Result	%REC	%REC Limits	RPD	RPD Limit	Notes
Batch B236444 - SW-846 3546										
LCS Dup (B236444-BSD1)				Prepared: 07/26/19 Analyzed: 07/28/19						
1,2,4-Trichlorobenzene	0.884	0.34	mg/Kg wet	1.67		53.1	40-140	10.4	30	
2,4,5-Trichlorophenol	1.21	0.34	mg/Kg wet	1.67		72.6	30-130	2.93	30	
2,4,6-Trichlorophenol	1.18	0.34	mg/Kg wet	1.67		70.5	30-130	2.53	50	
Surrogate: 2-Fluorophenol	*3.96*		mg/Kg wet	6.67		59.5	30-130			
Surrogate: Phenol-d6	*4.22*		mg/Kg wet	6.67		63.3	30-130			
Surrogate: Nitrobenzene-d5	*2.16*		mg/Kg wet	3.33		64.9	30-130			
Surrogate: 2-Fluorobiphenyl	*2.54*		mg/Kg wet	3.33		76.1	30-130			
Surrogate: 2,4,6-Tribromophenol	*5.25*		mg/Kg wet	6.67		78.8	30-130			
Surrogate: p-Terphenyl-d14	*2.84*		mg/Kg wet	3.33		85.1	30-130			

con-test® ANALYTICAL LABORATORY
39 Spruce Street * East Longmeadow, MA 01028 * FAX 413/525-6405 * TEL. 413/525-2332

QUALITY CONTROL

Polychlorinated Biphenyls with 3540 Soxhlet Extraction - Quality Control

Analyte	Result	Reporting Limit	Units	Spike Level	Source Result	%REC	%REC Limits	RPD	RPD Limit	Notes
Batch B236490 - SW-846 3540C										
Blank (B236490-BLK1)				Prepared: 07/26/19 Analyzed: 07/30/19						
Aroclor-1016	ND	0.020	mg/Kg wet							
Aroclor-1016 [2C]	ND	0.020	mg/Kg wet							
Aroclor-1221	ND	0.020	mg/Kg wet							
Aroclor-1221 [2C]	ND	0.020	mg/Kg wet							
Aroclor-1232	ND	0.020	mg/Kg wet							
Aroclor-1232 [2C]	ND	0.020	mg/Kg wet							
Aroclor-1242	ND	0.020	mg/Kg wet							
Aroclor-1242 [2C]	ND	0.020	mg/Kg wet							
Aroclor-1248	ND	0.020	mg/Kg wet							
Aroclor-1248 [2C]	ND	0.020	mg/Kg wet							
Aroclor-1254	ND	0.020	mg/Kg wet							
Aroclor-1254 [2C]	ND	0.020	mg/Kg wet							
Aroclor-1260	ND	0.020	mg/Kg wet							
Aroclor-1260 [2C]	ND	0.020	mg/Kg wet							
Aroclor-1262	ND	0.020	mg/Kg wet							
Aroclor-1262 [2C]	ND	0.020	mg/Kg wet							
Aroclor-1268	ND	0.020	mg/Kg wet							
Aroclor-1268 [2C]	ND	0.020	mg/Kg wet							
Surrogate: Decachlorobiphenyl	*0.194*		mg/Kg wet	0.200		97.2	30-150			
Surrogate: Decachlorobiphenyl [2C]	*0.213*		mg/Kg wet	0.200		107	30-150			
Surrogate: Tetrachloro-m-xylene	*0.183*		mg/Kg wet	0.200		91.4	30-150			
Surrogate: Tetrachloro-m-xylene [2C]	*0.191*		mg/Kg wet	0.200		95.7	30-150			
LCS (B236490-BS1)				Prepared: 07/26/19 Analyzed: 07/30/19						
Aroclor-1016	0.19	0.020	mg/Kg wet	0.200		94.6	40-140			
Aroclor-1016 [2C]	0.19	0.020	mg/Kg wet	0.200		92.6	40-140			
Aroclor-1260	0.17	0.020	mg/Kg wet	0.200		86.8	40-140			
Aroclor-1260 [2C]	0.17	0.020	mg/Kg wet	0.200		86.7	40-140			
Surrogate: Decachlorobiphenyl	*0.195*		mg/Kg wet	0.200		97.7	30-150			
Surrogate: Decachlorobiphenyl [2C]	*0.215*		mg/Kg wet	0.200		107	30-150			
Surrogate: Tetrachloro-m-xylene	*0.184*		mg/Kg wet	0.200		91.9	30-150			
Surrogate: Tetrachloro-m-xylene [2C]	*0.193*		mg/Kg wet	0.200		96.3	30-150			
LCS Dup (B236490-BSD1)				Prepared: 07/26/19 Analyzed: 07/30/19						
Aroclor-1016	0.18	0.020	mg/Kg wet	0.200		92.4	40-140	2.34	30	
Aroclor-1016 [2C]	0.18	0.020	mg/Kg wet	0.200		91.0	40-140	1.72	30	
Aroclor-1260	0.17	0.020	mg/Kg wet	0.200		84.7	40-140	2.46	30	
Aroclor-1260 [2C]	0.17	0.020	mg/Kg wet	0.200		84.1	40-140	3.13	30	
Surrogate: Decachlorobiphenyl	*0.192*		mg/Kg wet	0.200		96.2	30-150			
Surrogate: Decachlorobiphenyl [2C]	*0.210*		mg/Kg wet	0.200		105	30-150			
Surrogate: Tetrachloro-m-xylene	*0.182*		mg/Kg wet	0.200		91.1	30-150			
Surrogate: Tetrachloro-m-xylene [2C]	*0.190*		mg/Kg wet	0.200		95.1	30-150			

con-test® ANALYTICAL LABORATORY
39 Spruce Street * East Longmeadow, MA 01028 * FAX 413/525-6405 * TEL. 413/525-2332

QUALITY CONTROL

Petroleum Hydrocarbons Analyses - Quality Control

Analyte	Result	Reporting Limit	Units	Spike Level	Source Result	%REC	%REC Limits	RPD	RPD Limit	Notes
Batch B236443 - SW-846 3546										
Blank (B236443-BLK1)				Prepared: 07/26/19 Analyzed: 07/28/19						
TPH (C9-C36)	ND	8.3	mg/Kg wet							
Surrogate: 2-Fluorobiphenyl	*1.73*		mg/Kg wet	3.33		51.9	40-140			
LCS (B236443-BS1)				Prepared: 07/26/19 Analyzed: 07/28/19						
TPH (C9-C36)	22.2	8.3	mg/Kg wet	33.3		66.5	40-140			
Surrogate: 2-Fluorobiphenyl	*2.83*		mg/Kg wet	3.33		85.0	40-140			
LCS Dup (B236443-BSD1)				Prepared: 07/26/19 Analyzed: 07/28/19						
TPH (C9-C36)	23.5	8.3	mg/Kg wet	33.3		70.6	40-140	5.99	25	
Surrogate: 2-Fluorobiphenyl	*2.96*		mg/Kg wet	3.33		88.9	40-140			
Batch B236592 - SW-846 3546										
Blank (B236592-BLK1)				Prepared: 07/28/19 Analyzed: 07/31/19						
CT ETPH	ND	10	mg/Kg wet							
Surrogate: 2-Fluorobiphenyl	*3.12*		mg/Kg wet	3.33		93.6	50-150			
LCS (B236592-BS1)				Prepared: 07/28/19 Analyzed: 07/31/19						
CT ETPH	26.3	10	mg/Kg wet	33.3		78.9	60-120			
Surrogate: 2-Fluorobiphenyl	*3.43*		mg/Kg wet	3.33		103	50-150			
LCS Dup (B236592-BSD1)				Prepared: 07/28/19 Analyzed: 07/31/19						
CT ETPH	26.1	10	mg/Kg wet	33.3		78.4	60-120	0.597	30	
Surrogate: 2-Fluorobiphenyl	*3.09*		mg/Kg wet	3.33		92.7	50-150			

con-test® ANALYTICAL LABORATORY
39 Spruce Street * East Longmeadow, MA 01028 * FAX 413/525-6405 * TEL. 413/525-2332

QUALITY CONTROL

Metals Analyses (Total) - Quality Control

Analyte	Result	Reporting Limit	Units	Spike Level	Source Result	%REC	%REC Limits	RPD	RPD Limit	Notes
Batch B236504 - SW-846 3050B										
Blank (B236504-BLK1)				Prepared: 07/26/19 Analyzed: 07/29/19						
Arsenic	ND	1.7	mg/Kg wet							
Barium	ND	1.7	mg/Kg wet							
Cadmium	ND	0.17	mg/Kg wet							
Chromium	ND	0.33	mg/Kg wet							
Lead	ND	0.50	mg/Kg wet							
Selenium	ND	3.3	mg/Kg wet							
Silver	ND	0.33	mg/Kg wet							
LCS (B236504-BS1)				Prepared: 07/26/19 Analyzed: 07/29/19						
Arsenic	65.4	5.0	mg/Kg wet	77.2		84.8	82.4-117.4			
Barium	370	5.0	mg/Kg wet	391		94.6	82-118			
Cadmium	157	0.50	mg/Kg wet	182		86.3	83.1-117.5			
Chromium	250	0.99	mg/Kg wet	272		91.9	81.5-118.5			
Lead	223	1.5	mg/Kg wet	241		92.6	81.8-118.2			
Selenium	176	9.9	mg/Kg wet	216		81.4	79-121.5			
Silver	65.1	0.99	mg/Kg wet	66.3		98.2	79.6-120.4			
LCS Dup (B236504-BSD1)				Prepared: 07/26/19 Analyzed: 07/30/19						
Arsenic	73.9	5.0	mg/Kg wet	77.2		95.7	82.4-117.4	12.1	30	
Barium	341	5.0	mg/Kg wet	391		87.1	82-118	8.21	20	
Cadmium	169	0.50	mg/Kg wet	182		92.6	83.1-117.5	7.05	20	
Chromium	227	1.0	mg/Kg wet	272		83.6	81.5-118.5	9.49	30	
Lead	202	1.5	mg/Kg wet	241		83.8	81.8-118.2	10.1	30	
Selenium	199	10	mg/Kg wet	216		92.1	79-121.5	12.4	30	
Silver	60.5	1.0	mg/Kg wet	66.3		91.2	79.6-120.4	7.40	30	
MRL Check (B236504-MRL1)				Prepared: 07/26/19 Analyzed: 07/29/19						
Lead	0.446	0.50	mg/Kg wet	0.495		90.1	80-120			
Batch B236646 - SW-846 7471										
Blank (B236646-BLK1)				Prepared: 07/30/19 Analyzed: 07/31/19						
Mercury	ND	0.025	mg/Kg wet							
LCS (B236646-BS1)				Prepared: 07/30/19 Analyzed: 07/31/19						
Mercury	19.8	1.9	mg/Kg wet	27.3		72.5	64-136.5			
LCS Dup (B236646-BSD1)				Prepared: 07/30/19 Analyzed: 07/31/19						
Mercury	20.4	1.9	mg/Kg wet	27.3		74.6	64-136.5	2.87	20	

con-test® ANALYTICAL LABORATORY
39 Spruce Street * East Longmeadow, MA 01028 * FAX 413/525-6405 * TEL. 413/525-2332

QUALITY CONTROL

SPLP - Metals Analyses - Quality Control

Analyte	Result	Reporting Limit	Units	Spike Level	Source Result	%REC	%REC Limits	RPD	RPD Limit	Notes
Batch B236744 - SW-846 3010A										
Blank (B236744-BLK1)				Prepared: 07/30/19 Analyzed: 07/31/19						
Arsenic	ND	4.0	µg/L							
Barium	ND	50	µg/L							
Cadmium	ND	1.0	µg/L							
Chromium	ND	5.0	µg/L							
Lead	2.8	2.5	µg/L							B
Selenium	ND	25	µg/L							
Silver	ND	1.0	µg/L							
LCS (B236744-BS1)				Prepared: 07/30/19 Analyzed: 07/31/19						
Arsenic	495	8.0	µg/L	500		99.0	80-120			
Barium	507	100	µg/L	500		101	80-120			
Cadmium	502	2.0	µg/L	500		100	80-120			
Chromium	499	10	µg/L	500		99.8	80-120			
Lead	515	5.0	µg/L	500		103	80-120			B
Selenium	484	50	µg/L	500		96.8	80-120			
Silver	477	2.0	µg/L	500		95.5	80-120			
LCS Dup (B236744-BSD1)				Prepared: 07/30/19 Analyzed: 07/31/19						
Arsenic	497	8.0	µg/L	500		99.3	80-120	0.300	20	
Barium	507	100	µg/L	500		101	80-120	0.0194	20	
Cadmium	497	2.0	µg/L	500		99.3	80-120	1.01	20	
Chromium	513	10	µg/L	500		103	80-120	2.85	20	
Lead	519	5.0	µg/L	500		104	80-120	0.747	20	B
Selenium	487	50	µg/L	500		97.4	80-120	0.658	20	
Silver	460	2.0	µg/L	500		92.0	80-120	3.77	20	
Matrix Spike (B236744-MS1)	**Source: 19G1432-15**			Prepared: 07/30/19 Analyzed: 07/31/19						
Arsenic	482	8.0	µg/L	500	ND	96.4	75-125			
Barium	726	100	µg/L	500	233	98.6	75-125			
Cadmium	486	2.0	µg/L	500	ND	97.3	75-125			
Chromium	517	10	µg/L	500	7.72	102	75-125			
Lead	512	5.0	µg/L	500	1.14	102	75-125			B
Selenium	476	50	µg/L	500	ND	95.2	75-125			
Silver	455	2.0	µg/L	500	ND	90.9	75-125			
Batch B236852 - SW-846 7470A Prep										
Blank (B236852-BLK1)				Prepared & Analyzed: 07/31/19						
Mercury	ND	0.00010	mg/L							
LCS (B236852-BS1)				Prepared & Analyzed: 07/31/19						
Mercury	0.00374	0.00010	mg/L	0.00400		93.5	80-120			

con-test® ANALYTICAL LABORATORY
39 Spruce Street * East Longmeadow, MA 01028 * FAX 413/525-6405 * TEL. 413/525-2332

QUALITY CONTROL

SPLP - Metals Analyses - Quality Control

Analyte	Result	Reporting Limit	Units	Spike Level	Source Result	%REC	%REC Limits	RPD	RPD Limit	Notes
Batch B236852 - SW-846 7470A Prep										
LCS Dup (B236852-BSD1)				Prepared & Analyzed: 07/31/19						
Mercury	0.00375	0.00010	mg/L	0.00400		93.7	80-120	0.232	20	

con-test® ANALYTICAL LABORATORY
39 Spruce Street * East Longmeadow, MA 01028 * FAX 413/525-6405 * TEL. 413/525-2332

IDENTIFICATION SUMMARY FOR SINGLE COMPONENT ANALYTES

SW-846 8082A

LCS

Lab Sample ID: B236490-BS1 Date(s) Analyzed: 07/30/2019 07/30/2019

Instrument ID (1): ECD10 Instrument ID (2): ECD10

GC Column (1): ID: (mm) GC Column (2): ID: (mm)

ANALYTE	COL	RT	RT WINDOW		CONCENTRATION	%RPD
			FROM	TO		
Aroclor-1016	1	0.000	-0.030	0.030	0.19	
	2	0.000	-0.030	0.030	0.19	0.0
Aroclor-1260	1	0.000	-0.030	0.030	0.17	
	2	0.000	-0.030	0.030	0.17	0.0

con-test® ANALYTICAL LABORATORY
39 Spruce Street * East Longmeadow, MA 01028 * FAX 413/525-6405 * TEL. 413/525-2332

IDENTIFICATION SUMMARY FOR SINGLE COMPONENT ANALYTES

SW-846 8082A

LCS Dup

Lab Sample ID: B236490-BSD1 Date(s) Analyzed: 07/30/2019 07/30/2019

Instrument ID (1): ECD10 Instrument ID (2): ECD10

GC Column (1): ID: (mm) GC Column (2): ID: (mm)

ANALYTE	COL	RT	RT WINDOW		CONCENTRATION	%RPD
			FROM	TO		
Aroclor-1016	1	0.000	-0.030	0.030	0.18	
	2	0.000	-0.030	0.030	0.18	5.4
Aroclor-1260	1	0.000	-0.030	0.030	0.17	
	2	0.000	-0.030	0.030	0.17	0.0

con-test® ANALYTICAL LABORATORY
39 Spruce Street * East Longmeadow, MA 01028 * FAX 413/525-6405 * TEL. 413/525-2332

FLAG/QUALIFIER SUMMARY

*	QC result is outside of established limits.
†	Wide recovery limits established for difficult compound.
‡	Wide RPD limits established for difficult compound.
#	Data exceeded client recommended or regulatory level
ND	Not Detected
RL	Reporting Limit is at the level of quantitation (LOQ)
DL	Detection Limit is the lower limit of detection determined by the MDL study
MCL	Maximum Contaminant Level
	Percent recoveries and relative percent differences (RPDs) are determined by the software using values in the calculation which have not been rounded.
	No results have been blank subtracted unless specified in the case narrative section.
B	Analyte is found in the associated laboratory blank as well as in the sample.
B-05	Data is not affected by elevated level in laboratory blank since sample(s) result is "Not Detected".
S-01	The surrogate recovery for this sample is not available due to sample dilution below the surrogate reporting limit required from high analyte concentration and/or matrix interferences.
V-05	Continuing calibration verification (CCV) did not meet method specifications and was biased on the low side for this compound.
V-06	Continuing calibration verification (CCV) did not meet method specifications and was biased on the high side for this compound.
V-16	Response factor is less than method specified minimum acceptable value. Reduced precision and accuracy may be associated with reported result.
V-20	Continuing calibration verification (CCV) did not meet method specifications and was biased on the high side. Data validation is not affected since sample result was "not detected" for this compound.
V-34	Initial calibration verification (ICV) did not meet method specifications and was biased on the low side for this compound. Reported result is estimated.
V-35	Initial calibration verification (ICV) did not meet method specifications and was biased on the high side for this compound. Reported result is estimated.
Z-01	Sample contamination is in the C9-C36 range. Does not match any reference standard.

con-test® ANALYTICAL LABORATORY
39 Spruce Street * East Longmeadow, MA 01028 * FAX 413/525-6405 * TEL. 413/525-2332

CERTIFICATIONS

Certified Analyses included in this Report

Analyte	Certifications
CTDEP ETPH in Soil	
CT ETPH	CT
CTDEP ETPH in Water	
CT ETPH	CT
SW-846 6010D in Soil	
Arsenic	CT,NH,NY,ME,VA,NC
Barium	CT,NH,NY,ME,VA,NC
Cadmium	CT,NH,NY,ME,VA,NC
Chromium	CT,NH,NY,ME,VA,NC
Lead	CT,NH,NY,AIHA,ME,VA,NC
Selenium	CT,NH,NY,ME,VA,NC
Silver	CT,NH,NY,ME,VA,NC
SW-846 7471B in Soil	
Mercury	CT,NH,NY,NC,ME,VA
SW-846 8082A in Soil	
Aroclor-1016	CT,NH,NY,ME,NC,VA,PA
Aroclor-1016 [2C]	CT,NH,NY,ME,NC,VA,PA
Aroclor-1221	CT,NH,NY,ME,NC,VA,PA
Aroclor-1221 [2C]	CT,NH,NY,ME,NC,VA,PA
Aroclor-1232	CT,NH,NY,ME,NC,VA,PA
Aroclor-1232 [2C]	CT,NH,NY,ME,NC,VA,PA
Aroclor-1242	CT,NH,NY,ME,NC,VA,PA
Aroclor-1242 [2C]	CT,NH,NY,ME,NC,VA,PA
Aroclor-1248	CT,NH,NY,ME,NC,VA,PA
Aroclor-1248 [2C]	CT,NH,NY,ME,NC,VA,PA
Aroclor-1254	CT,NH,NY,ME,NC,VA,PA
Aroclor-1254 [2C]	CT,NH,NY,ME,NC,VA,PA
Aroclor-1260	CT,NH,NY,ME,NC,VA,PA
Aroclor-1260 [2C]	CT,NH,NY,ME,NC,VA,PA
Aroclor-1262	NY,NC,VA,PA
Aroclor-1262 [2C]	NY,NC,VA,PA
Aroclor-1268	NY,NC,VA,PA
Aroclor-1268 [2C]	NY,NC,VA,PA
SW-846 8260C in Soil	
Acetone	CT,NH,NY,ME
Acrylonitrile	CT,NH,NY,ME
Benzene	CT,NH,NY,ME
Bromobenzene	NH,NY,ME
Bromodichloromethane	CT,NH,NY,ME
Bromoform	CT,NH,NY,ME
Bromomethane	CT,NH,NY,ME
2-Butanone (MEK)	CT,NH,NY,ME
n-Butylbenzene	CT,NH,NY,ME
sec-Butylbenzene	CT,NH,NY,ME
tert-Butylbenzene	CT,NH,NY,ME
Carbon Disulfide	CT,NH,NY,ME

con-test® ANALYTICAL LABORATORY
39 Spruce Street * East Longmeadow, MA 01028 * FAX 413/525-6405 * TEL. 413/525-2332

CERTIFICATIONS

Certified Analyses included in this Report

Analyte	Certifications
SW-846 8260C in Soil	
Carbon Tetrachloride	CT,NH,NY,ME
Chlorobenzene	CT,NH,NY,ME
Chlorodibromomethane	CT,NH,NY,ME
Chloroethane	CT,NH,NY,ME
Chloroform	CT,NH,NY,ME
Chloromethane	CT,NH,NY,ME
2-Chlorotoluene	CT,NH,NY,ME
4-Chlorotoluene	CT,NH,NY,ME
1,2-Dibromo-3-chloropropane (DBCP)	NY
Dibromomethane	NH,NY,ME
1,2-Dichlorobenzene	CT,NH,NY,ME
1,3-Dichlorobenzene	CT,NH,NY,ME
1,4-Dichlorobenzene	CT,NH,NY,ME
trans-1,4-Dichloro-2-butene	NY
Dichlorodifluoromethane (Freon 12)	NY,ME
1,1-Dichloroethane	CT,NH,NY,ME
1,2-Dichloroethane	CT,NH,NY,ME
1,1-Dichloroethylene	CT,NH,NY,ME
cis-1,2-Dichloroethylene	CT,NH,NY,ME
trans-1,2-Dichloroethylene	CT,NH,NY,ME
1,2-Dichloropropane	CT,NH,NY,ME
1,3-Dichloropropane	NH,NY,ME
2,2-Dichloropropane	NH,NY,ME
1,1-Dichloropropene	NH,NY,ME
cis-1,3-Dichloropropene	CT,NH,NY,ME
trans-1,3-Dichloropropene	CT,NH,NY,ME
Ethylbenzene	CT,NH,NY,ME
Hexachlorobutadiene	NH,NY,ME
2-Hexanone (MBK)	CT,NH,NY,ME
Isopropylbenzene (Cumene)	CT,NH,NY,ME
p-Isopropyltoluene (p-Cymene)	NH,NY
Methyl tert-Butyl Ether (MTBE)	NH,NY
Methylene Chloride	CT,NH,NY,ME
4-Methyl-2-pentanone (MIBK)	CT,NH,NY
Naphthalene	NH,NY,ME
n-Propylbenzene	NH,NY
Styrene	CT,NH,NY,ME
1,1,1,2-Tetrachloroethane	CT,NH,NY,ME
1,1,2,2-Tetrachloroethane	CT,NH,NY,ME
Tetrachloroethylene	CT,NH,NY,ME
Toluene	CT,NH,NY,ME
1,2,4-Trichlorobenzene	NH,NY,ME
1,1,1-Trichloroethane	CT,NH,NY,ME
1,1,2-Trichloroethane	CT,NH,NY,ME
Trichloroethylene	CT,NH,NY,ME
Trichlorofluoromethane (Freon 11)	CT,NH,NY,ME
1,2,3-Trichloropropane	NH,NY,ME

con-test® ANALYTICAL LABORATORY
39 Spruce Street * East Longmeadow, MA 01028 * FAX 413/525-6405 * TEL. 413/525-2332

CERTIFICATIONS

Certified Analyses included in this Report

Analyte	Certifications
SW-846 8260C in Soil	
1,2,4-Trimethylbenzene	CT,NH,NY,ME
1,3,5-Trimethylbenzene	CT,NH,NY,ME
Vinyl Chloride	CT,NH,NY,ME
m+p Xylene	CT,NH,NY,ME
o-Xylene	CT,NH,NY,ME
SW-846 8270D in Soil	
Acenaphthene	CT,NY,NH
Acenaphthylene	CT,NY,NH
Aniline	NY,NH
Anthracene	CT,NY,NH
Benzo(a)anthracene	CT,NY,NH
Benzo(a)pyrene	CT,NY,NH
Benzo(b)fluoranthene	CT,NY,NH
Benzo(g,h,i)perylene	CT,NY,NH
Benzo(k)fluoranthene	CT,NY,NH
Bis(2-chloroethoxy)methane	CT,NY,NH
Bis(2-chloroethyl)ether	CT,NY,NH
Bis(2-chloroisopropyl)ether	CT,NY,NH
Bis(2-Ethylhexyl)phthalate	CT,NY,NH
4-Bromophenylphenylether	CT,NY,NH
Butylbenzylphthalate	CT,NY,NH
4-Chloroaniline	CT,NY,NH
4-Chloro-3-methylphenol	CT,NY,NH
2-Chloronaphthalene	CT,NY,NH
2-Chlorophenol	CT,NY,NH
4-Chlorophenylphenylether	CT,NY,NH
Chrysene	CT,NY,NH
Dibenz(a,h)anthracene	CT,NY,NH
Dibenzofuran	CT,NY,NH
Di-n-butylphthalate	CT,NY,NH
1,2-Dichlorobenzene	NY,NH
1,3-Dichlorobenzene	NY,NH
1,4-Dichlorobenzene	NY,NH
3,3-Dichlorobenzidine	CT,NY,NH
2,4-Dichlorophenol	CT,NY,NH
Diethylphthalate	CT,NY,NH
2,4-Dimethylphenol	CT,NY,NH
Dimethylphthalate	CT,NY,NH
4,6-Dinitro-2-methylphenol	CT,NY,NH
2,4-Dinitrophenol	CT,NY,NH
2,4-Dinitrotoluene	CT,NY,NH
2,6-Dinitrotoluene	CT,NY,NH
Di-n-octylphthalate	CT,NY,NH
Fluoranthene	CT,NY,NH
Fluorene	NY,NH
Hexachlorobenzene	CT,NY,NH

con-test® ANALYTICAL LABORATORY
39 Spruce Street * East Longmeadow, MA 01028 * FAX 413/525-6405 * TEL. 413/525-2332

CERTIFICATIONS

Certified Analyses included in this Report

Analyte	Certifications
SW-846 8270D in Soil	
Hexachlorobutadiene	CT,NY,NH
Hexachlorocyclopentadiene	CT,NY,NH
Hexachloroethane	CT,NY,NH
Indeno(1,2,3-cd)pyrene	CT,NY,NH
Isophorone	CT,NY,NH
2-Methylnaphthalene	CT,NY,NH
2-Methylphenol	CT,NY,NH
3/4-Methylphenol	CT,NY,NH
Naphthalene	CT,NY,NH
2-Nitroaniline	CT,NY,NH
3-Nitroaniline	CT,NY,NH
4-Nitroaniline	CT,NY,NH
Nitrobenzene	CT,NY,NH
2-Nitrophenol	CT,NY,NH
4-Nitrophenol	CT,NY,NH
N-Nitrosodi-n-propylamine	CT,NY,NH
Pentachloronitrobenzene	NY
Pentachlorophenol	CT,NY,NH
Phenanthrene	CT,NY,NH
Phenol	CT,NY,NH
Pyrene	CT,NY,NH
Pyridine	CT,NY,NH
1,2,4,5-Tetrachlorobenzene	NY
1,2,4-Trichlorobenzene	CT,NY,NH
2,4,5-Trichlorophenol	CT,NY,NH
2,4,6-Trichlorophenol	CT,NY,NH
SW-846 8270D in Water	
Acenaphthene	CT,NY,NH
Acenaphthylene	CT,NY,NH
Aniline	CT,NY
Anthracene	CT,NY,NH
Benzo(a)anthracene	CT,NY,NH
Benzo(a)pyrene	CT,NY,NH
Benzo(b)fluoranthene	CT,NY,NH
Benzo(g,h,i)perylene	CT,NY,NH
Benzo(k)fluoranthene	CT,NY,NH
Bis(2-chloroethoxy)methane	CT,NY,NH
Bis(2-chloroethyl)ether	CT,NY,NH
Bis(2-chloroisopropyl)ether	CT,NY,NH
Bis(2-Ethylhexyl)phthalate	CT,NY,NH
4-Bromophenylphenylether	CT,NY,NH
Butylbenzylphthalate	CT,NY,NH
4-Chloroaniline	CT,NY,NH
4-Chloro-3-methylphenol	CT,NY,NH
2-Chloronaphthalene	CT,NY,NH
2-Chlorophenol	CT,NY,NH

con-test® ANALYTICAL LABORATORY
39 Spruce Street * East Longmeadow, MA 01028 * FAX 413/525-6405 * TEL. 413/525-2332

CERTIFICATIONS

Certified Analyses included in this Report

Analyte	Certifications
SW-846 8270D in Water	
4-Chlorophenylphenylether	CT,NY,NH
Chrysene	CT,NY,NH
Dibenz(a,h)anthracene	CT,NY,NH
Dibenzofuran	CT,NY,NH
Di-n-butylphthalate	CT,NY,NH
1,2-Dichlorobenzene	NY
1,3-Dichlorobenzene	NY
1,4-Dichlorobenzene	NY
3,3-Dichlorobenzidine	CT,NY,NH
2,4-Dichlorophenol	CT,NY,NH
Diethylphthalate	CT,NY,NH
2,4-Dimethylphenol	CT,NY,NH
Dimethylphthalate	CT,NY,NH
4,6-Dinitro-2-methylphenol	CT,NY,NH
2,4-Dinitrophenol	CT,NY,NH
2,4-Dinitrotoluene	CT,NY,NH
2,6-Dinitrotoluene	CT,NY,NH
Di-n-octylphthalate	CT,NY,NH
Fluoranthene	CT,NY,NH
Fluorene	NY,NH
Hexachlorobenzene	CT,NY,NH
Hexachlorobutadiene	CT,NY,NH
Hexachlorocyclopentadiene	CT,NY,NH
Hexachloroethane	CT,NY,NH
Indeno(1,2,3-cd)pyrene	CT,NY,NH
Isophorone	CT,NY,NH
2-Methylnaphthalene	CT,NY,NH
2-Methylphenol	CT,NY,NH
3/4-Methylphenol	CT,NY,NH
Naphthalene	CT,NY,NH
2-Nitroaniline	CT,NY,NH
3-Nitroaniline	CT,NY,NH
4-Nitroaniline	CT,NY,NH
Nitrobenzene	CT,NY,NH
2-Nitrophenol	CT,NY,NH
4-Nitrophenol	CT,NY,NH
N-Nitrosodi-n-propylamine	CT,NY,NH
Pentachlorophenol	CT,NY,NH
Phenanthrene	CT,NY,NH
Phenol	CT,NY,NH
Pyrene	CT,NY,NH
Pyridine	CT,NY,NH
1,2,4,5-Tetrachlorobenzene	NY
1,2,4-Trichlorobenzene	CT,NY,NH
2,4,5-Trichlorophenol	CT,NY,NH
2,4,6-Trichlorophenol	CT,NY,NH

con-test® ANALYTICAL LABORATORY
39 Spruce Street * East Longmeadow, MA 01028 * FAX 413/525-6405 * TEL. 413/525-2332

The CON-TEST Environmental Laboratory operates under the following certifications and accreditations:

Code	Description	Number	Expires
AIHA	AIHA-LAP, LLC - ISO17025:2005	100033	03/1/2020
MA	Massachusetts DEP	M-MA100	06/30/2020
CT	Connecticut Department of Publilc Health	PH-0567	09/30/2019
NY	New York State Department of Health	10899 NELAP	04/1/2020
NH-S	New Hampshire Environmental Lab	2516 NELAP	02/5/2020
RI	Rhode Island Department of Health	LAO00112	12/30/2019
NC	North Carolina Div. of Water Quality	652	12/31/2019
NJ	New Jersey DEP	MA007 NELAP	06/30/2020
FL	Florida Department of Health	E871027 NELAP	06/30/2020
VT	Vermont Department of Health Lead Laboratory	LL015036	07/30/2020
ME	State of Maine	2011028	06/9/2021
VA	Commonwealth of Virginia	460217	12/14/2019
NH-P	New Hampshire Environmental Lab	2557 NELAP	09/6/2019
VT-DW	Vermont Department of Health Drinking Water	VT-255716	06/12/2020
NC-DW	North Carolina Department of Health	25703	07/31/2019
PA	Commonwealth of Pennsylvania DEP	68-05812	06/30/2020

con-test ANALYTICAL LABORATORY

19G1432

Phone: 413-525-2332
Fax: 413-525-6405
Email: info@contestlabs.com

39 Spruce Street
East Longmeadow, MA 01028

CHAIN OF CUSTODY RECORD

Page 1 of 3

MEK

Company Name:	Weston & Samspon
Address:	273 Dividend Road, Rocky Hill, CT 06067
Phone:	1-800-SAMPSON
Project Name:	Simsbury AWC
Project Location:	Simsbury, CT
Project Number:	
Project Manager:	Jeffery Willson
Con-Test Quote Name/Number:	
Invoice Recipient:	Jeffery Willson
Sampled By:	Akanksha Patel

Requested Turnaround Time
7-Day ☐ 10-Day ☐
Due Date: 5-day

Rush-Approval Required
1-Day ☐ 3-Day ☐
2-Day ☐ 4-Day ☐

Data Delivery
Format: PDF ☑ EXCEL ☑
Other: W&S EDD
CLP Like Data Pkg Required: ☐
Email To: willsonj@wseinc.com
Fax To #: patela@wseinc.com

ANALYSIS REQUESTED

Con-Test Work Order#	Client Sample ID / Description	Beginning Date/Time	Ending Date/Time	Composite	Grab	[1]Matrix Code	Conc Code	CT-ETPH	VOCs (8260)	SVOCs (8270)	Total RCRA 8 Metals	SPLP RCRA 8 Metals	8015 Petroleum Fingerprint	PCBs (Soxhlet)	HOLD*
								1	3	1	1	1	1	1	1
								I	I	I	I	I	I	I	I
								A	V	A	A	A	A	A	A
1	B-319W (10-12 ft)	7/25/19	1610		X	S	U	X							
2	B-319W (12-14 ft)		1611					X							
3	B-325A (10-12 ft)		934					X							
4	B-325A (12-14 ft)		936					X							
5	B-328S (8-10ft)		1115					X							
6	B-328S (10-12 ft)		1116					X							
	B-328S (12-14 ft)		1117												X
7	B-328W (8-10 ft)		1200					X							
8	B-328W (10-12 ft)		1201					X							
	B-328W (12-14 ft)	7/25/19	1202		X	S	U								X

# of Containers
[2] Preservation Code
[3] Container Code

Dissolved Metals Samples
○ Field Filtered
○ Lab to Filter

Orthophosphate Samples
○ Field Filtered
○ Lab to Filter

[1] **Matrix Codes:**
GW = Ground Water
WW = Waste Water
DW = Drinking Water
A = Air
S = Soil
SL = Sludge
SOL = Solid
O = Other (please define)
B = Reagent Blank

[2] **Preservation Codes:**
I = Iced
H = HCL
M = Methanol
N = Nitric Acid
S = Sulfuric Acid
B = Sodium Bisulfate
X = Sodium Hydroxide
T = Sodium Thiosulfate
O = Other (please define)

[3] **Container Codes:**
A = Amber Glass
G = Glass
P = Plastic
ST = Sterile
V = Vial
S = Summa Canister
T = Tedlar Bag
O = Other (please define)

Comments:
Eversourse project, please use Eversource reduced rates. Eversource project - tax exempt.
Samples marked as hold, are to be hold for future analysis.
Petroleum Fingerprint for EPTH
~~Please run 8260 on #1-8250~~

Please use the following codes to indicate possible sample concentration within the **Conc Code** column above:
H - High; M - Medium; L - Low; C - Clean; U - Unknown

Relinquished by: (signature)	Date/Time:
Akanksha Patel	7/25/19 1700
Received by: (signature)	Date/Time:
AB	7-25-19 1700
Relinquished by: (signature)	Date/Time:
AB	7-25-19 1827
Received by: (signature)	Date/Time:
2.9	7/25/19 1825
Relinquished by: (signature)	Date/Time:
Received by: (signature)	Date/Time:

Detection Limit Requirements
MA
CT — CT DEEP RSRs
RES DEC, I/CDEC
GA PMC
Other:

Special Requirements
☐ MA MCP Required
MCP Certification Form Required
☑ CT RCP Required
RCP Certification Form Required
☐ MA State DW Required
PWSID #

Project Entity
☐ Government ☐ Municipality ☐ MWRA ☐ WRTA
☐ Federal ☐ 21 J ☐ School

Other
☐ Chromatogram
☐ AIHA-LAP,LLC

PCB ONLY
☑ Soxhlet
☐ Non Soxhlet

con-test ANALYTICAL LABORATORY
www.contestlabs.com

con-test® ANALYTICAL LABORATORY
Phone: 413-525-2332
Fax: 413-525-6405
Email: info@contestlabs.com
39 Spruce Street
East Longmeadow, MA 01028

1961432

MEK

CHAIN OF CUSTODY RECORD

Company Name:	Weston & Samspon
Address:	273 Dividend Road, Rocky Hill, CT 06067
Phone:	1-800-SAMPSON
Project Name:	Simsbury AWC
Project Location:	Simsbury, CT
Project Number:	
Project Manager:	Jeffery Willson
Con-Test Quote Name/Number:	
Invoice Recipient:	Jeffery Willson
Sampled By:	Akanksha Patel

Requested Turnaround Time
7-Day ☐ 10-Day ☐
Due Date: 5-day

Rush-Approval Required
1-Day ☐ 3-Day ☐
2-Day ☐ 4-Day ☐

Data Delivery
Format: PDF ☑ EXCEL ☑
Other: W&S EDD
CLP Like Data Pkg Required: ☐
Email To: willsonj@wseinc.com
Fax To #: patela@wseinc.com

ANALYSIS REQUESTED

Con-Test Work Order#	Client Sample ID / Description	Beginning Date/Time	Ending Date/Time	Composite	Grab	[1]Matrix Code	Conc Code	CT-ETPH	VOCs (8260)	SVOCs (8270)	Total RCRA 8 Metals	SPLP RCRA 8 Metals	8015 Petroleum Fingerprint	PCBs (Soxhlet)	HOLD*
	# of Containers							1	3	1	1	1	1	1	1
	[2] Preservation Code							I	I	I	I	I	I	I	I
	[3] Container Code							A	V	A	A	A	A	A	A
9	B-328E (8-10 ft)	7/25/19	1220		X	S	U	X							
10	B-328E (10-12 ft)		1221					X							
	B-328E (12-14 ft		1222												X
11	B-310N (8-10 ft)		1530					X							
12	B-310N (10-12 ft)		1531					X							
	B-310N (12-14 ft)		1532												X
13	B-330W (8-10 ft)		1255					X							
14	B-330W (10-12 ft)		1256					X							
	B-330W (12-14 ft)		1257												X
15	B-701 (8-10 ft)	7/25/19	1010		X	S	U	X	X	X	X	X	X	X	

Dissolved Metals Samples
○ Field Filtered
○ Lab to Filter

Orthophosphate Samples
○ Field Filtered
○ Lab to Filter

[1] Matrix Codes:
GW = Ground Water
WW = Waste Water
DW = Drinking Water
A = Air
S = Soil
SL = Sludge
SOL = Solid
O = Other (please define)
B = Reagent Blank

[2] Preservation Codes:
I = Iced
H = HCL
M = Methanol
N = Nitric Acid
S = Sulfuric Acid
B = Sodium Bisulfate
X = Sodium Hydroxide
T = Sodium Thiosulfate
O = Other (please define)

[3] Container Codes:
A = Amber Glass
G = Glass
P = Plastic
ST = Sterile
V = Vial
S = Summa Canister
T = Tedlar Bag
O = Other (please define)

Comments:
Eversourse project, please use Eversource reduced rates. Eversource project - tax exempt.
Samples marked as hold, are to be hold for future analysis.
Petroleum Fingerprint for EPTH
~~Please run SIM on all 8270.~~

Please use the following codes to indicate possible sample concentration within the **Conc Code** column above:
H - High; M - Medium; L - Low; C - Clean; U - Unknown

Relinquished by: (signature)	Date/Time:
Akanksha Patel	7/25/19 1700
Received by: (signature) AB	Date/Time: 7.28.19 1250
Relinquished by: (signature) AB	Date/Time: 7-25-19 1825
Received by: (signature)	Date/Time: 7-25-19 1825
Relinquished by: (signature)	Date/Time:
Received by: (signature)	Date/Time:

Detection Limit Requirements
MA
CT — CT DEEP RSRs
RES DEC, I/CDEC
GA PMC
Other:

Special Requirements
☐ MA MCP Required
MCP Certification Form Required
☑ CT RCP Required
RCP Certification Form Required
☐ MA State DW Required
PWSID #

Project Entity
☐ Government ☐ Municipality ☐ MWRA ☐ WRTA
☐ Federal ☐ 21 J ☐ School

Other
☐ Chromatogram
☐ *AIHA-LAP,LLC*

PCB ONLY
☑ Soxhlet
☐ Non Soxhlet

con-test® ANALYTICAL LABORATORY www.contestlabs.com

The Connecticut Light and Power Company
d/b/a Eversource Energy
Docket No. 26-05-10
Date Issued September 29, 2026
RSR-032 Attachment 136
Page 186 of 618

Table of Contents

19G 1432

con-test® ANALYTICAL LABORATORY

Phone: 413-525-2332
Fax: 413-525-6405
Email: info@contestlabs.com

39 Spruce Street
East Longmeadow, MA 01028

CHAIN OF CUSTODY RECORD

Page 3 of 3

MEK

Company Name:	Weston & Samspon
Address:	273 Dividend Road, Rocky Hill, CT 06067
Phone:	1-800-SAMPSON
Project Name:	Simsbury AWC
Project Location:	Simsbury, CT
Project Number:	
Project Manager:	Jeffery Willson
Con-Test Quote Name/Number:	
Invoice Recipient:	Jeffery Willson
Sampled By:	Akanksha Patel

Requested Turnaround Time
7-Day ☐ 10-Day ☐
Due Date: 5-day

Rush-Approval Required
1-Day ☐ 3-Day ☐
2-Day ☐ 4-Day ☐

Data Delivery
Format: PDF ☑ EXCEL ☑
Other: W&S EDD
CLP Like Data Pkg Required: ☐
Email To: willsonj@wseinc.com
Fax To #: patela@wseinc.com

Con-Test Work Order#	Client Sample ID / Description	Beginning Date/Time	Ending Date/Time	Composite	Grab	[1]Matrix Code	Conc Code	CT-ETPH	VOCs (8260)	SVOCs (8270)	Total RCRA 8 Metals	SPLP RCRA 8 Metals	8015 Petroleum Fingerprint	PCBs (Soxhlet)	HOLD*			# of Containers
								1	3	1	1	1	1	1	1			[2] Preservation Code
								I	I	I	I	I	I	I	I			
16	B-702 (9-10 ft)	7/25/19	1255		X	S	U	A	V	A	A	A	A	A	A			[3] Container Code
								X	X	X	X	✓	✓	✓				

ANALYSIS REQUESTED

Dissolved Metals Samples
○ Field Filtered
○ Lab to Filter

Orthophosphate Samples
○ Field Filtered
○ Lab to Filter

Comments:
Eversourse project, please use Eversource reduced rates. Eversource project - tax exempt.
Samples marked as hold, are to be hold for future analysis.
Petroleum Fingerprint for EPTH
~~Please run SIM on all 8270~~.

Please use the following codes to indicate possible sample concentration within the **Conc Code** column above:
H - High; M - Medium; L - Low; C - Clean; U - Unknown

[1] **Matrix Codes:**
GW = Ground Water
WW = Waste Water
DW = Drinking Water
A = Air
S = Soil
SL = Sludge
SOL = Solid
O = Other (please define)
B = Reagent Blank

[2] **Preservation Codes:**
I = Iced
H = HCL
M = Methanol
N = Nitric Acid
S = Sulfuric Acid
B = Sodium Bisulfate
X = Sodium Hydroxide
T = Sodium Thiosulfate
O = Other (please define)

[3] **Container Codes:**
A = Amber Glass
G = Glass
P = Plastic
ST = Sterile
V = Vial
S = Summa Canister
T = Tedlar Bag
O = Other (please define)

Relinquished by: (signature)	Akanksha Patel	Date/Time: 7/25/19 1700
Received by: (signature)	AB	Date/Time: 7-25-19 1700
Relinquished by: (signature)	AB	Date/Time: 7-26-19 1820
Received by: (signature)		Date/Time: 2/25/19 1825
Relinquished by: (signature)		Date/Time:
Received by: (signature)		Date/Time:

Detection Limit Requirements
MA
CT — CT DEEP RSRs
RES DEC, I/CDEC
GA PMC
Other:

Special Requirements
☐ MA MCP Required
MCP Certification Form Required
☑ CT RCP Required
RCP Certification Form Required
☐ MA State DW Required
PWSID #

Project Entity
☐ Government ☐ Municipality ☐ MWRA ☐ WRTA
☐ Federal ☐ 21 J ☐ School

Other
☐ Chromatogram
☐ *AIHA-LAP,LLC*

PCB ONLY
☑ Soxhlet
☐ Non Soxhlet

con-test® ANALYTICAL LABORATORY
www.contestlabs.com

I Have Not Confirmed Sample Container Numbers With Lab Staff Before Relinquishing Over Samples_____

con-test® ANALYTICAL LABORATORY

Doc# 277 Rev 5 2017

Login Sample Receipt Checklist - (Rejection Criteria Listing - Using Acceptance Policy) Any False Statement will be brought to the attention of the Client - State True or False

Client W+S

Received By LR Date 7-25-19 Time 1325

How were the samples received? In Cooler T No Cooler _____ On Ice T No Ice _____
Direct from Sampling _____ Ambient _____ Melted Ice _____

Were samples within Temperature? 2-6°C T By Gun # 4 Actual Temp - 2.9
By Blank # _____ Actual Temp - _____

Was Custody Seal Intact? NA Were Samples Tampered with? NA
Was COC Relinquished ? T Does Chain Agree With Samples? T
Are there broken/leaking/loose caps on any samples? F
Is COC in ink/ Legible? T Were samples received within holding time? T
Did COC include all pertinent Information? Client T Analysis T Sampler Name T
Project T ID's T Collection Dates/Times T
Are Sample labels filled out and legible? T
Are there Lab to Filters? F Who was notified? _____
Are there Rushes? F Who was notified? _____
Are there Short Holds? F Who was notified? _____
Is there enough Volume? T
Is there Headspace where applicable? NA MS/MSD? F
Proper Media/Containers Used? T Is splitting samples required? F
Were trip blanks received? F On COC? F
Do all samples have the proper pH? NA Acid _____ Base _____

Vials	#	Containers:	#		#		#
Unp-		1 Liter Amb.		1 Liter Plastic		16 oz Amb.	
HCL-		500 mL Amb.		500 mL Plastic		8oz Amb/Clear	18
Meoh-	2	250 mL Amb.		250 mL Plastic		4oz Amb/Clear	
Bisulfate-		Flashpoint		Col./Bacteria		2oz Amb/Clear	
DI-	4	Other Glass		Other Plastic		Encore	
Thiosulfate-		SOC Kit		Plastic Bag		Frozen: DF 1325 7-25-19	
Sulfuric-		Perchlorate		Ziplock			

Unused Media

Vials	#	Containers:	#		#		#
Unp-		1 Liter Amb.		1 Liter Plastic		16 oz Amb.	
HCL-		500 mL Amb.		500 mL Plastic		8oz Amb/Clear	
Meoh-		250 mL Amb.		250 mL Plastic		4oz Amb/Clear	
Bisulfate-		Col./Bacteria		Flashpoint		2oz Amb/Clear	
DI-		Other Plastic		Other Glass		Encore	
Thiosulfate-		SOC Kit		Plastic Bag		Frozen:	
Sulfuric-		Perchlorate		Ziplock			

Comments:

C:\MSDCHEM\4\DATA\D073119\D0731076.D

CT ETPH DISCRIMINATION CHECK

Data File Name	D0731076.D
Data File Path	C:\MSDCHEM\4\DATA\D073119\
Operator	RMW
Date Acquired	8/1/2019 12:49
Acq. Method File	EPH11D.M
Sample Name	ETPH 1500
Instrument Name	GCFID4

Name	Ret Time	Target Response	Average Response	*%D+/-20
C-9	1.52	8456031	9256303	9
C-10	2.19	8789431	9256303	5
C-12	3.15	9154216	9256303	1
C-14	3.87	9499233	9256303	-3
C-16	4.49	9591132	9256303	-4
C-18	5.04	9377924	9256303	-1
C-20	5.63	9602462	9256303	-4
C-22	6.37	9726746	9256303	-5
C-24	7.20	8820788	9256303	5
C-26	8.01	9576666	9256303	-3
C-28	8.76	9353131	9256303	-1
C-30	9.44	9266219	9256303	0
C-32	10.08	9233946	9256303	0
C-34	10.68	9135176	9256303	1
C-36	11.26	9261450	9256303	0

Samples

19G1432-11
19G1432-15
19G1432-16
19G1578-12
19G1578-08
19G1578-01
19G1578-03

*One compound allowed %D</=50%

C:\MSDCHEM\4\DATA\D073119.SEC\D0731077.D

CT ETPH DISCRIMINATION CHECK

Data File Name D0731077.D
Data File Path C:\MSDCHEM\4\DATA\D073119.SEC\
Operator RMW
Date Acquired 8/1/2019 1:09
Acq. Method File EPH11D.M
Sample Name ETPH 1500
Instrument Name GCFID4

Name	Ret Time	Target Response	Average Response	*%D+/-20
C-9	1.59	10015297	11408413	12
C-10	2.24	10445289	11408413	8
C-12	3.18	10915993	11408413	4
C-14	3.89	11351896	11408413	0
C-16	4.50	11542675	11408413	-1
C-18	5.05	11383198	11408413	0
C-20	5.65	11763890	11408413	-3
C-22	6.38	12061601	11408413	-6
C-24	7.21	11028986	11408413	3
C-26	8.02	12073892	11408413	-6
C-28	8.76	11844494	11408413	-4
C-30	9.45	11756991	11408413	-3
C-32	10.08	11746408	11408413	-3
C-34	10.68	11566474	11408413	-1
C-36	11.25	11629108	11408413	-2

Samples
19G1578-05
19G1578-07
19G1578-10
19G1578-11
19G1432-12@2X

*One compound allowed %D</=50%

C:\MSDCHEM\4\DATA\D073119.SEC\D0731023.D

CT ETPH DISCRIMINATION CHECK

Data File Name D0731023.D
Data File Path C:\MSDCHEM\4\DATA\D073119.SEC\
Operator RMW
Date Acquired 7/31/2019 15:55
Acq. Method File EPH11D.M
Sample Name ETPH 1500
Instrument Name GCFID4

Name	Ret Time	Target Response	Average Response	*%D+/-20
C-9	1.59	10004816	11430229	12
C-10	2.24	10378384	11430229	9
C-12	3.18	10883600	11430229	5
C-14	3.89	11403295	11430229	0
C-16	4.50	11613097	11430229	-2
C-18	5.05	11469514	11430229	0
C-20	5.65	11844997	11430229	-4
C-22	6.38	12126238	11430229	-6
C-24	7.21	11094299	11430229	3
C-26	8.02	12125179	11430229	-6
C-28	8.76	11882600	11430229	-4
C-30	9.45	11775231	11430229	-3
C-32	10.08	11732511	11430229	-3
C-34	10.68	11536481	11430229	-1
C-36	11.25	11583190	11430229	-1

Samples

19G1432-02
19G1432-04
19G1432-05
19G1432-07
19G1432-09
19G1432-08
19G1432-01
19G1432-03
19G1432-06
19G1432-10

*One compound allowed %D</=50%

C:\MSDCHEM\4\DATA\D073119.SEC\D0731131.D

CT ETPH DISCRIMINATION CHECK

Data File Name D0731131.D
Data File Path C:\MSDCHEM\4\DATA\D073119.SEC\
Operator RMW
Date Acquired 8/1/2019 11:22
Acq. Method File EPH11D.M
Sample Name ETPH 1500
Instrument Name GCFID4

Name	Ret Time	Target Response	Average Response	*%D+/-20
C-9	1.59	10121384	11490731	12
C-10	2.24	10487351	11490731	9
C-12	3.18	11001165	11490731	4
C-14	3.89	11509179	11490731	0
C-16	4.50	11707732	11490731	-2
C-18	5.05	11530902	11490731	0
C-20	5.64	11864362	11490731	-3
C-22	6.38	12102252	11490731	-5
C-24	7.21	11054480	11490731	4
C-26	8.02	12063171	11490731	-5
C-28	8.76	11840244	11490731	-3
C-30	9.45	11754495	11490731	-2
C-32	10.08	11796648	11490731	-3
C-34	10.67	11701060	11490731	-2
C-36	11.25	11826533	11490731	-3

Samples

19G1578-14@2X
19G1386-03@5X
19G1578-13@10X
19G1578-04@10X
19G1432-14@100X
19G1432-13@250X

*One compound allowed %D</=50%

REASONABLE CONFIDENCE PROTOCOL
LABORATORY ANALYSIS QA/QC CERTIFICATION FORM

Laboratory Name: Con-Test Analytical Laboratory

Client: Weston & Sampson

Project Location: Simsbury, CT

Project Number: 19G1432

Laboratory Sample ID(s):
19G1432-01 thru 19G1432-16

Sample Date(s):
07/25/2019

List RCP Methods Used:

CTDEP ETPH, SW-846 1312, SW-846 6010D, SW-846 6020B, SW-846 7470A, SW-846 7471B, SW-846 8082A, SW-846 8260C, SW-846 8270D

1	For each analytical method referenced in this laboratory report package, were all specified QA/QC performance criteria followed, including the requirement to explain any criteria falling outside of acceptable guidelines, as specified in the CTDEP method-specific Reasonable Confidence Protocol documents?	☑ Yes ☐ No
1A	Were the method specified preservation and holding time requirements met?	☑ Yes ☐ No
1B	VPH and EPH Methods only: Was the VPH and EPH method conducted without significant modifications (see Section 11.3 of respective RCP methods)?	☐ Yes ☐ No ☑ N/A
2	Were all samples received by the laboratory in a condition consistent with that described on the associated chain-of-custody document(s)?	☑ Yes ☐ No
3	Were samples received at an appropriate temperature (< 6 degrees C.)?	☑ Yes ☐ No ☐ N/A
4	Were all QA/QC performance criteria specified in the CTDEP Reasonable Confidence Protocol documents achieved?	☐ Yes ☑ No
5A	Were reporting limits specified or referenced on the chain-of-custody?	☑ Yes ☐ No
5B	Were these reporting limits met?	☑ Yes ☐ No
6	For each analytical method referenced in this laboratory report package, were results reported for all constituents identified in the method-specific analyte lists presented in the Reasonable Confidence Protocol documents?	☐ Yes ☑ No
7	Are project-specific matrix spikes and laboratory duplicates included in this data set?	☑ Yes ☐ No

Notes: For all questions to which the response was "No" (with the exception of question #7), additional information must be provided in an attached narrative. If the answer to question #1, #1A, or #1B is "No", the data package does not meet the requirements for "Reasonable Confidence."
This form may not be altered and all questions must be answered.

Lisa A. Worthington

I, the undersigned, attest under the pains and penalties of perjury that, to the best of my knowledge and belief and based upon my personal inquiry of those responsible for providing the information contained in this analytical report, such information is accurate and complete.

Authorized Signature: Lisa Worthington **Position:** Technical Representative

Printed Name: Lisa A. Worthington **Date:** 08/01/19

Name of Laboratory: Con-Test Analytical Laboratory

This certification form is to be used for RCP methods only.

con-test® ANALYTICAL LABORATORY
39 Spruce Street * East Longmeadow, MA 01028 * FAX 413/525-6405 * TEL. 413/525-2332

August 2, 2019

Jeff Willson
Weston & Sampson
273 Dividend Road
Rocky Hill, CT 06067

Project Location: Simsbury, CT
Client Job Number:
Project Number: [none]
Laboratory Work Order Number: 19G1491

Enclosed are results of analyses for samples received by the laboratory on July 26, 2019. If you have any questions concerning this report, please feel free to contact me.

Sincerely,



Meghan E. Kelley
Project Manager

Table of Contents

Sample Summary 4
Case Narrative 5
Sample Results 6
19G1491-01 6
19G1491-02 8
19G1491-04 10
19G1491-05 12
19G1491-06 14
19G1491-07 16
19G1491-08 18
19G1491-09 20
19G1491-10 22
19G1491-11 24
19G1491-13 26
19G1491-14 28
19G1491-16 30
19G1491-17 32
19G1491-18 34
19G1491-19 36
19G1491-20 38
19G1491-21 40
Sample Preparation Information 42
QC Data 43
Petroleum Hydrocarbons Analyses 43
B236785 43

Table of Contents (continued)

Flag/Qualifier Summary 44

Certifications 45

Chain of Custody/Sample Receipt 46

con-test® ANALYTICAL LABORATORY
39 Spruce Street * East Longmeadow, MA 01028 * FAX 413/525-6405 * TEL. 413/525-2332

Weston & Sampson
273 Dividend Road
Rocky Hill, CT 06067
ATTN: Jeff Willson

REPORT DATE: 8/2/2019

PURCHASE ORDER NUMBER:

PROJECT NUMBER: [none]

ANALYTICAL SUMMARY

WORK ORDER NUMBER: 19G1491

The results of analyses performed on the following samples submitted to the CON-TEST Analytical Laboratory are found in this report.

PROJECT LOCATION: Simsbury, CT

FIELD SAMPLE #	LAB ID:	MATRIX	SAMPLE DESCRIPTION	TEST	SUB LAB
B-39A (8-10)	19G1491-01	Soil		CTDEP ETPH	
				SM 2540G	
B-39A (10-12)	19G1491-02	Soil		CTDEP ETPH	
				SM 2540G	
B-319A (12-14)	19G1491-04	Soil		CTDEP ETPH	
				SM 2540G	
B-319A (14-16)	19G1491-05	Soil		CTDEP ETPH	
				SM 2540G	
B-320A (12-14)	19G1491-06	Soil		CTDEP ETPH	
				SM 2540G	
B-320A (14-16)	19G1491-07	Soil		CTDEP ETPH	
				SM 2540G	
B-322A (10-12)	19G1491-08	Soil		CTDEP ETPH	
				SM 2540G	
B-322A (12-14)	19G1491-09	Soil		CTDEP ETPH	
				SM 2540G	
B-326A (8-10)	19G1491-10	Soil		CTDEP ETPH	
				SM 2540G	
B-326A (10-12)	19G1491-11	Soil		CTDEP ETPH	
				SM 2540G	
B-327A (8-10)	19G1491-13	Soil		CTDEP ETPH	
				SM 2540G	
B-327A (10-12)	19G1491-14	Soil		CTDEP ETPH	
				SM 2540G	
B-328A (6-8)	19G1491-16	Soil		CTDEP ETPH	
				SM 2540G	
B-328A (12-14)	19G1491-17	Soil		CTDEP ETPH	
				SM 2540G	
B-329A (10-12)	19G1491-18	Soil		CTDEP ETPH	
				SM 2540G	
B-329A (12-14)	19G1491-19	Soil		CTDEP ETPH	
				SM 2540G	
B-330A (6-8)	19G1491-20	Soil		CTDEP ETPH	
				SM 2540G	
B-330A (12-14)	19G1491-21	Soil		CTDEP ETPH	
				SM 2540G	

con-test® ANALYTICAL LABORATORY
39 Spruce Street * East Longmeadow, MA 01028 * FAX 413/525-6405 * TEL. 413/525-2332

CASE NARRATIVE SUMMARY

All reported results are within defined laboratory quality control objectives unless listed below or otherwise qualified in this report.

CTDEP ETPH

Qualifications:

S-01

The surrogate recovery for this sample is not available due to sample dilution below the surrogate reporting limit required from high analyte concentration and/or matrix interferences.

Analyte & Samples(s) Qualified:

2-Fluorobiphenyl
19G1491-18[B-329A (10-12)], 19G1491-21[B-330A (12-14)]

The results of analyses reported only relate to samples submitted to the Con-Test Analytical Laboratory for testing.
I certify that the analyses listed above, unless specifically listed as subcontracted, if any, were performed under my direction according to the approved methodologies listed in this document, and that based upon my inquiry of those individuals immediately responsible for obtaining the information, the material contained in this report is, to the best of my knowledge and belief, accurate and complete.



Daren J. Damboragian
Director of Operations

con-test® ANALYTICAL LABORATORY
39 Spruce Street * East Longmeadow, MA 01028 * FAX 413/525-6405 * TEL. 413/525-2332

Project Location: Simsbury, CT | Sample Description: | Work Order: 19G1491

Date Received: 7/26/2019

Field Sample #: B-39A (8-10) | Sampled: 7/26/2019 13:01

Sample ID: 19G1491-01

Sample Matrix: Soil

Petroleum Hydrocarbons Analyses

Analyte	Results	RL	Units	Dilution	Flag/Qual	Method	Date Prepared	Date/Time Analyzed	Analyst
CT ETPH	ND	10	mg/Kg dry	1		CTDEP ETPH	7/30/19	8/1/19 20:50	RDD

Surrogates	% Recovery	Recovery Limits	Flag/Qual	
2-Fluorobiphenyl	104	50-150		8/1/19 20:50

con-test® ANALYTICAL LABORATORY
39 Spruce Street * East Longmeadow, MA 01028 * FAX 413/525-6405 * TEL. 413/525-2332

Project Location: Simsbury, CT | Sample Description: | Work Order: 19G1491

Date Received: 7/26/2019

Field Sample #: B-39A (8-10) | Sampled: 7/26/2019 13:01

Sample ID: 19G1491-01

Sample Matrix: Soil

Conventional Chemistry Parameters by EPA/APHA/SW-846 Methods (Total)

Analyte	Results	RL	Units	Dilution	Flag/Qual	Method	Date Prepared	Date/Time Analyzed	Analyst
% Solids	96.9		% Wt	1		SM 2540G	7/29/19	7/30/19 8:05	JDN

con-test® ANALYTICAL LABORATORY
39 Spruce Street * East Longmeadow, MA 01028 * FAX 413/525-6405 * TEL. 413/525-2332

Project Location: Simsbury, CT | Sample Description: | Work Order: 19G1491

Date Received: 7/26/2019

Field Sample #: B-39A (10-12) | Sampled: 7/26/2019 13:02

Sample ID: 19G1491-02

Sample Matrix: Soil

Petroleum Hydrocarbons Analyses

Analyte	Results	RL	Units	Dilution	Flag/Qual	Method	Date Prepared	Date/Time Analyzed	Analyst
CT ETPH	16	11	mg/Kg dry	1		CTDEP ETPH	7/30/19	8/1/19 21:52	RDD

Surrogates	% Recovery	Recovery Limits	Flag/Qual	
2-Fluorobiphenyl	104	50-150		8/1/19 21:52

con-test® ANALYTICAL LABORATORY
39 Spruce Street * East Longmeadow, MA 01028 * FAX 413/525-6405 * TEL. 413/525-2332

Project Location: Simsbury, CT | Sample Description: | Work Order: 19G1491

Date Received: 7/26/2019

Field Sample #: B-39A (10-12) | Sampled: 7/26/2019 13:02

Sample ID: 19G1491-02

Sample Matrix: Soil

Conventional Chemistry Parameters by EPA/APHA/SW-846 Methods (Total)

Analyte	Results	RL	Units	Dilution	Flag/Qual	Method	Date Prepared	Date/Time Analyzed	Analyst
% Solids	93.6		% Wt	1		SM 2540G	7/29/19	7/30/19 8:05	JDN

con-test® ANALYTICAL LABORATORY
39 Spruce Street * East Longmeadow, MA 01028 * FAX 413/525-6405 * TEL. 413/525-2332

Project Location: Simsbury, CT | Sample Description: | Work Order: 19G1491

Date Received: 7/26/2019

Field Sample #: B-319A (12-14) | Sampled: 7/26/2019 14:16

Sample ID: 19G1491-04

Sample Matrix: Soil

Petroleum Hydrocarbons Analyses

Analyte	Results	RL	Units	Dilution	Flag/Qual	Method	Date Prepared	Date/Time Analyzed	Analyst
CT ETPH	ND	12	mg/Kg dry	1		CTDEP ETPH	7/30/19	8/1/19 19:28	RDD

Surrogates	% Recovery	Recovery Limits	Flag/Qual	
2-Fluorobiphenyl	100	50-150		8/1/19 19:28

con-test® ANALYTICAL LABORATORY
39 Spruce Street * East Longmeadow, MA 01028 * FAX 413/525-6405 * TEL. 413/525-2332

Project Location: Simsbury, CT | Sample Description: | Work Order: 19G1491

Date Received: 7/26/2019

Field Sample #: B-319A (12-14) | Sampled: 7/26/2019 14:16

Sample ID: 19G1491-04

Sample Matrix: Soil

Conventional Chemistry Parameters by EPA/APHA/SW-846 Methods (Total)

Analyte	Results	RL	Units	Dilution	Flag/Qual	Method	Date Prepared	Date/Time Analyzed	Analyst
% Solids	86.8		% Wt	1		SM 2540G	7/29/19	7/30/19 8:05	JDN

con-test® ANALYTICAL LABORATORY
39 Spruce Street * East Longmeadow, MA 01028 * FAX 413/525-6405 * TEL. 413/525-2332

Project Location: Simsbury, CT
Sample Description:
Work Order: 19G1491

Date Received: 7/26/2019

Field Sample #: B-319A (14-16)
Sampled: 7/26/2019 14:17

Sample ID: 19G1491-05

Sample Matrix: Soil

Petroleum Hydrocarbons Analyses

Analyte	Results	RL	Units	Dilution	Flag/Qual	Method	Date Prepared	Date/Time Analyzed	Analyst
CT ETPH	100	22	mg/Kg dry	2		CTDEP ETPH	7/30/19	8/2/19 4:02	RDD

Surrogates	% Recovery	Recovery Limits	Flag/Qual	
2-Fluorobiphenyl	107	50-150		8/2/19 4:02

con-test® ANALYTICAL LABORATORY
39 Spruce Street * East Longmeadow, MA 01028 * FAX 413/525-6405 * TEL. 413/525-2332

Project Location: Simsbury, CT | Sample Description: | Work Order: 19G1491

Date Received: 7/26/2019

Field Sample #: B-319A (14-16) | Sampled: 7/26/2019 14:17

Sample ID: 19G1491-05

Sample Matrix: Soil

Conventional Chemistry Parameters by EPA/APHA/SW-846 Methods (Total)

Analyte	Results	RL	Units	Dilution	Flag/Qual	Method	Date Prepared	Date/Time Analyzed	Analyst
% Solids	92.0		% Wt	1		SM 2540G	7/29/19	7/30/19 8:06	JDN

con-test® ANALYTICAL LABORATORY
39 Spruce Street * East Longmeadow, MA 01028 * FAX 413/525-6405 * TEL. 413/525-2332

Project Location: Simsbury, CT
Sample Description:
Work Order: 19G1491
Date Received: 7/26/2019
Field Sample #: B-320A (12-14)
Sampled: 7/26/2019 16:49
Sample ID: 19G1491-06
Sample Matrix: Soil

Petroleum Hydrocarbons Analyses

Analyte	Results	RL	Units	Dilution	Flag/Qual	Method	Date Prepared	Date/Time Analyzed	Analyst
CT ETPH	ND	11	mg/Kg dry	1		CTDEP ETPH	7/30/19	8/1/19 19:49	RDD

Surrogates	% Recovery	Recovery Limits	Flag/Qual	
2-Fluorobiphenyl	105	50-150		8/1/19 19:49

con-test® ANALYTICAL LABORATORY
39 Spruce Street * East Longmeadow, MA 01028 * FAX 413/525-6405 * TEL. 413/525-2332

Project Location: Simsbury, CT | Sample Description: | Work Order: 19G1491

Date Received: 7/26/2019

Field Sample #: B-320A (12-14) | Sampled: 7/26/2019 16:49

Sample ID: 19G1491-06

Sample Matrix: Soil

Conventional Chemistry Parameters by EPA/APHA/SW-846 Methods (Total)

Analyte	Results	RL	Units	Dilution	Flag/Qual	Method	Date Prepared	Date/Time Analyzed	Analyst
% Solids	91.4		% Wt	1		SM 2540G	7/29/19	7/30/19 8:06	JDN

con-test® ANALYTICAL LABORATORY
39 Spruce Street * East Longmeadow, MA 01028 * FAX 413/525-6405 * TEL. 413/525-2332

Project Location: Simsbury, CT | Sample Description: | Work Order: 19G1491

Date Received: 7/26/2019

Field Sample #: B-320A (14-16) | Sampled: 7/26/2019 16:50

Sample ID: 19G1491-07

Sample Matrix: Soil

Petroleum Hydrocarbons Analyses

Analyte	Results	RL	Units	Dilution	Flag/Qual	Method	Date Prepared	Date/Time Analyzed	Analyst
CT ETPH	100	22	mg/Kg dry	2		CTDEP ETPH	7/30/19	8/2/19 4:23	RDD

Surrogates	% Recovery	Recovery Limits	Flag/Qual	
2-Fluorobiphenyl	113	50-150		8/2/19 4:23

con-test® ANALYTICAL LABORATORY
39 Spruce Street * East Longmeadow, MA 01028 * FAX 413/525-6405 * TEL. 413/525-2332

Project Location: Simsbury, CT | Sample Description: | Work Order: 19G1491

Date Received: 7/26/2019

Field Sample #: B-320A (14-16) | Sampled: 7/26/2019 16:50

Sample ID: 19G1491-07

Sample Matrix: Soil

Conventional Chemistry Parameters by EPA/APHA/SW-846 Methods (Total)

Analyte	Results	RL	Units	Dilution	Flag/Qual	Method	Date Prepared	Date/Time Analyzed	Analyst
% Solids	89.5		% Wt	1		SM 2540G	7/29/19	7/30/19 8:06	JDN

con-test® ANALYTICAL LABORATORY
39 Spruce Street * East Longmeadow, MA 01028 * FAX 413/525-6405 * TEL. 413/525-2332

Project Location: Simsbury, CT | Sample Description: | Work Order: 19G1491

Date Received: 7/26/2019

Field Sample #: B-322A (10-12) | Sampled: 7/26/2019 13:17

Sample ID: 19G1491-08

Sample Matrix: Soil

Petroleum Hydrocarbons Analyses

Analyte	Results	RL	Units	Dilution	Flag/Qual	Method	Date Prepared	Date/Time Analyzed	Analyst
CT ETPH	79	21	mg/Kg dry	2		CTDEP ETPH	7/30/19	8/2/19 4:43	RDD

Surrogates	% Recovery	Recovery Limits	Flag/Qual	
2-Fluorobiphenyl	111	50-150		8/2/19 4:43

con-test® ANALYTICAL LABORATORY
39 Spruce Street * East Longmeadow, MA 01028 * FAX 413/525-6405 * TEL. 413/525-2332

Project Location: Simsbury, CT | Sample Description: | Work Order: 19G1491

Date Received: 7/26/2019

Field Sample #: B-322A (10-12) | Sampled: 7/26/2019 13:17

Sample ID: 19G1491-08

Sample Matrix: Soil

Conventional Chemistry Parameters by EPA/APHA/SW-846 Methods (Total)

Analyte	Results	RL	Units	Dilution	Flag/Qual	Method	Date Prepared	Date/Time Analyzed	Analyst
% Solids	93.2		% Wt	1		SM 2540G	7/29/19	7/30/19 8:06	JDN

con-test® ANALYTICAL LABORATORY
39 Spruce Street * East Longmeadow, MA 01028 * FAX 413/525-6405 * TEL. 413/525-2332

Project Location: Simsbury, CT | Sample Description: | Work Order: 19G1491

Date Received: 7/26/2019

Field Sample #: B-322A (12-14) | Sampled: 7/26/2019 13:18

Sample ID: 19G1491-09

Sample Matrix: Soil

Petroleum Hydrocarbons Analyses

Analyte	Results	RL	Units	Dilution	Flag/Qual	Method	Date Prepared	Date/Time Analyzed	Analyst
CT ETPH	11	11	mg/Kg dry	1		CTDEP ETPH	7/30/19	8/1/19 22:12	RDD

Surrogates	% Recovery	Recovery Limits	Flag/Qual	
2-Fluorobiphenyl	102	50-150		8/1/19 22:12

con-test® ANALYTICAL LABORATORY
39 Spruce Street * East Longmeadow, MA 01028 * FAX 413/525-6405 * TEL. 413/525-2332

Project Location: Simsbury, CT | Sample Description: | Work Order: 19G1491

Date Received: 7/26/2019

Field Sample #: B-322A (12-14) | Sampled: 7/26/2019 13:18

Sample ID: 19G1491-09

Sample Matrix: Soil

Conventional Chemistry Parameters by EPA/APHA/SW-846 Methods (Total)

Analyte	Results	RL	Units	Dilution	Flag/Qual	Method	Date Prepared	Date/Time Analyzed	Analyst
% Solids	90.2		% Wt	1		SM 2540G	7/29/19	7/30/19 8:06	JDN

con-test® ANALYTICAL LABORATORY
39 Spruce Street * East Longmeadow, MA 01028 * FAX 413/525-6405 * TEL. 413/525-2332

Project Location: Simsbury, CT | Sample Description: | Work Order: 19G1491

Date Received: 7/26/2019

Field Sample #: B-326A (8-10) | Sampled: 7/26/2019 09:15

Sample ID: 19G1491-10

Sample Matrix: Soil

Petroleum Hydrocarbons Analyses

Analyte	Results	RL	Units	Dilution	Flag/Qual	Method	Date Prepared	Date/Time Analyzed	Analyst
CT ETPH	18	11	mg/Kg dry	1		CTDEP ETPH	7/30/19	8/1/19 22:33	RDD

Surrogates	% Recovery	Recovery Limits	Flag/Qual	
2-Fluorobiphenyl	101	50-150		8/1/19 22:33

con-test® ANALYTICAL LABORATORY
39 Spruce Street * East Longmeadow, MA 01028 * FAX 413/525-6405 * TEL. 413/525-2332

Project Location: Simsbury, CT | Sample Description: | Work Order: 19G1491

Date Received: 7/26/2019

Field Sample #: B-326A (8-10) | Sampled: 7/26/2019 09:15

Sample ID: 19G1491-10

Sample Matrix: Soil

Conventional Chemistry Parameters by EPA/APHA/SW-846 Methods (Total)

Analyte	Results	RL	Units	Dilution	Flag/Qual	Method	Date Prepared	Date/Time Analyzed	Analyst
% Solids	88.9		% Wt	1		SM 2540G	7/29/19	7/30/19 8:06	JDN

con-test® ANALYTICAL LABORATORY
39 Spruce Street * East Longmeadow, MA 01028 * FAX 413/525-6405 * TEL. 413/525-2332

Project Location: Simsbury, CT | Sample Description: | Work Order: 19G1491

Date Received: 7/26/2019

Field Sample #: B-326A (10-12) | Sampled: 7/26/2019 10:58

Sample ID: 19G1491-11

Sample Matrix: Soil

Petroleum Hydrocarbons Analyses

Analyte	Results	RL	Units	Dilution	Flag/Qual	Method	Date Prepared	Date/Time Analyzed	Analyst
CT ETPH	700	120	mg/Kg dry	10		CTDEP ETPH	7/30/19	8/2/19 15:23	RDD

Surrogates	% Recovery	Recovery Limits	Flag/Qual				
2-Fluorobiphenyl	92.7	50-150					8/2/19 15:23

con-test® ANALYTICAL LABORATORY
39 Spruce Street * East Longmeadow, MA 01028 * FAX 413/525-6405 * TEL. 413/525-2332

Project Location: Simsbury, CT | Sample Description: | Work Order: 19G1491

Date Received: 7/26/2019

Field Sample #: B-326A (10-12) | Sampled: 7/26/2019 10:58

Sample ID: 19G1491-11

Sample Matrix: Soil

Conventional Chemistry Parameters by EPA/APHA/SW-846 Methods (Total)

Analyte	Results	RL	Units	Dilution	Flag/Qual	Method	Date Prepared	Date/Time Analyzed	Analyst
% Solids	86.6		% Wt	1		SM 2540G	7/29/19	7/30/19 8:07	JDN

con-test® ANALYTICAL LABORATORY
39 Spruce Street * East Longmeadow, MA 01028 * FAX 413/525-6405 * TEL. 413/525-2332

Project Location: Simsbury, CT | Sample Description: | Work Order: 19G1491

Date Received: 7/26/2019

Field Sample #: B-327A (8-10) | Sampled: 7/26/2019 10:25

Sample ID: 19G1491-13

Sample Matrix: Soil

Petroleum Hydrocarbons Analyses

Analyte	Results	RL	Units	Dilution	Flag/Qual	Method	Date Prepared	Date/Time Analyzed	Analyst
CT ETPH	18	12	mg/Kg dry	1		CTDEP ETPH	7/30/19	8/1/19 22:54	RDD

Surrogates	% Recovery	Recovery Limits	Flag/Qual	
2-Fluorobiphenyl	101	50-150		8/1/19 22:54

con-test® ANALYTICAL LABORATORY
39 Spruce Street * East Longmeadow, MA 01028 * FAX 413/525-6405 * TEL. 413/525-2332

Project Location: Simsbury, CT | Sample Description: | Work Order: 19G1491

Date Received: 7/26/2019

Field Sample #: B-327A (8-10) | Sampled: 7/26/2019 10:25

Sample ID: 19G1491-13

Sample Matrix: Soil

Conventional Chemistry Parameters by EPA/APHA/SW-846 Methods (Total)

Analyte	Results	RL	Units	Dilution	Flag/Qual	Method	Date Prepared	Date/Time Analyzed	Analyst
% Solids	85.9		% Wt	1		SM 2540G	7/29/19	7/30/19 8:07	JDN

con-test® ANALYTICAL LABORATORY
39 Spruce Street * East Longmeadow, MA 01028 * FAX 413/525-6405 * TEL. 413/525-2332

Project Location: Simsbury, CT | Sample Description: | Work Order: 19G1491

Date Received: 7/26/2019

Field Sample #: B-327A (10-12) | Sampled: 7/26/2019 10:26

Sample ID: 19G1491-14

Sample Matrix: Soil

Petroleum Hydrocarbons Analyses

Analyte	Results	RL	Units	Dilution	Flag/Qual	Method	Date Prepared	Date/Time Analyzed	Analyst
CT ETPH	18	11	mg/Kg dry	1		CTDEP ETPH	7/30/19	8/2/19 3:42	RDD

Surrogates	% Recovery	Recovery Limits	Flag/Qual	
2-Fluorobiphenyl	112	50-150		8/2/19 3:42

con-test® ANALYTICAL LABORATORY
39 Spruce Street * East Longmeadow, MA 01028 * FAX 413/525-6405 * TEL. 413/525-2332

Project Location: Simsbury, CT | Sample Description: | Work Order: 19G1491

Date Received: 7/26/2019

Field Sample #: B-327A (10-12) | Sampled: 7/26/2019 10:26

Sample ID: 19G1491-14

Sample Matrix: Soil

Conventional Chemistry Parameters by EPA/APHA/SW-846 Methods (Total)

Analyte	Results	RL	Units	Dilution	Flag/Qual	Method	Date Prepared	Date/Time Analyzed	Analyst
% Solids	87.4		% Wt	1		SM 2540G	7/29/19	7/30/19 8:07	JDN

con-test® ANALYTICAL LABORATORY
39 Spruce Street * East Longmeadow, MA 01028 * FAX 413/525-6405 * TEL. 413/525-2332

Project Location: Simsbury, CT | Sample Description: | Work Order: 19G1491

Date Received: 7/26/2019

Field Sample #: B-328A (6-8) | Sampled: 7/26/2019 11:44

Sample ID: 19G1491-16

Sample Matrix: Soil

Petroleum Hydrocarbons Analyses

Analyte	Results	RL	Units	Dilution	Flag/Qual	Method	Date Prepared	Date/Time Analyzed	Analyst
CT ETPH	42	10	mg/Kg dry	1		CTDEP ETPH	7/30/19	8/2/19 4:02	RDD

Surrogates	% Recovery	Recovery Limits	Flag/Qual	
2-Fluorobiphenyl	110	50-150		8/2/19 4:02

con-test® ANALYTICAL LABORATORY
39 Spruce Street * East Longmeadow, MA 01028 * FAX 413/525-6405 * TEL. 413/525-2332

Project Location: Simsbury, CT | Sample Description: | Work Order: 19G1491

Date Received: 7/26/2019

Field Sample #: B-328A (6-8) | Sampled: 7/26/2019 11:44

Sample ID: 19G1491-16

Sample Matrix: Soil

Conventional Chemistry Parameters by EPA/APHA/SW-846 Methods (Total)

Analyte	Results	RL	Units	Dilution	Flag/Qual	Method	Date Prepared	Date/Time Analyzed	Analyst
% Solids	97.0		% Wt	1		SM 2540G	7/29/19	7/30/19 8:07	JDN

con-test® ANALYTICAL LABORATORY
39 Spruce Street * East Longmeadow, MA 01028 * FAX 413/525-6405 * TEL. 413/525-2332

Project Location: Simsbury, CT | Sample Description: | Work Order: 19G1491

Date Received: 7/26/2019

Field Sample #: B-328A (12-14) | Sampled: 7/26/2019 11:45

Sample ID: 19G1491-17

Sample Matrix: Soil

Petroleum Hydrocarbons Analyses

Analyte	Results	RL	Units	Dilution	Flag/Qual	Method	Date Prepared	Date/Time Analyzed	Analyst
CT ETPH	ND	14	mg/Kg dry	1		CTDEP ETPH	7/30/19	8/1/19 20:09	RDD

Surrogates	% Recovery	Recovery Limits	Flag/Qual	
2-Fluorobiphenyl	94.4	50-150		8/1/19 20:09

con-test® ANALYTICAL LABORATORY
39 Spruce Street * East Longmeadow, MA 01028 * FAX 413/525-6405 * TEL. 413/525-2332

Project Location: Simsbury, CT | Sample Description: | Work Order: 19G1491

Date Received: 7/26/2019

Field Sample #: B-328A (12-14) | Sampled: 7/26/2019 11:45

Sample ID: 19G1491-17

Sample Matrix: Soil

Conventional Chemistry Parameters by EPA/APHA/SW-846 Methods (Total)

Analyte	Results	RL	Units	Dilution	Flag/Qual	Method	Date Prepared	Date/Time Analyzed	Analyst
% Solids	72.4		% Wt	1		SM 2540G	7/29/19	7/30/19 8:07	JDN

con-test® ANALYTICAL LABORATORY
39 Spruce Street * East Longmeadow, MA 01028 * FAX 413/525-6405 * TEL. 413/525-2332

Project Location: Simsbury, CT | Sample Description: | Work Order: 19G1491

Date Received: 7/26/2019

Field Sample #: B-329A (10-12) | Sampled: 7/26/2019 11:24

Sample ID: 19G1491-18

Sample Matrix: Soil

Petroleum Hydrocarbons Analyses

Analyte	Results	RL	Units	Dilution	Flag/Qual	Method	Date Prepared	Date/Time Analyzed	Analyst
CT ETPH	11000	2300	mg/Kg dry	200		CTDEP ETPH	7/30/19	8/2/19 15:44	RDD

Surrogates	% Recovery	Recovery Limits	Flag/Qual	
2-Fluorobiphenyl	*	50-150	S-01	8/2/19 15:44

con-test® ANALYTICAL LABORATORY
39 Spruce Street * East Longmeadow, MA 01028 * FAX 413/525-6405 * TEL. 413/525-2332

Project Location: Simsbury, CT | Sample Description: | Work Order: 19G1491

Date Received: 7/26/2019

Field Sample #: B-329A (10-12) | Sampled: 7/26/2019 11:24

Sample ID: 19G1491-18

Sample Matrix: Soil

Conventional Chemistry Parameters by EPA/APHA/SW-846 Methods (Total)

Analyte	Results	RL	Units	Dilution	Flag/Qual	Method	Date Prepared	Date/Time Analyzed	Analyst
% Solids	88.6		% Wt	1		SM 2540G	7/29/19	7/30/19 8:07	JDN

con-test® ANALYTICAL LABORATORY
39 Spruce Street * East Longmeadow, MA 01028 * FAX 413/525-6405 * TEL. 413/525-2332

Project Location: Simsbury, CT | Sample Description: | Work Order: 19G1491

Date Received: 7/26/2019

Field Sample #: B-329A (12-14) | Sampled: 7/26/2019 11:25

Sample ID: 19G1491-19

Sample Matrix: Soil

Petroleum Hydrocarbons Analyses

Analyte	Results	RL	Units	Dilution	Flag/Qual	Method	Date Prepared	Date/Time Analyzed	Analyst
CT ETPH	71	14	mg/Kg dry	1		CTDEP ETPH	7/30/19	8/1/19 20:30	RDD

Surrogates	% Recovery	Recovery Limits	Flag/Qual	
2-Fluorobiphenyl	92.1	50-150		8/1/19 20:30

con-test® ANALYTICAL LABORATORY
39 Spruce Street * East Longmeadow, MA 01028 * FAX 413/525-6405 * TEL. 413/525-2332

Project Location: Simsbury, CT | Sample Description: | Work Order: 19G1491

Date Received: 7/26/2019

Field Sample #: B-329A (12-14) | Sampled: 7/26/2019 11:25

Sample ID: 19G1491-19

Sample Matrix: Soil

Conventional Chemistry Parameters by EPA/APHA/SW-846 Methods (Total)

Analyte	Results	RL	Units	Dilution	Flag/Qual	Method	Date Prepared	Date/Time Analyzed	Analyst
% Solids	73.2		% Wt	1		SM 2540G	7/29/19	7/30/19 8:08	JDN

con-test® ANALYTICAL LABORATORY
39 Spruce Street * East Longmeadow, MA 01028 * FAX 413/525-6405 * TEL. 413/525-2332

Project Location: Simsbury, CT | Sample Description: | Work Order: 19G1491

Date Received: 7/26/2019

Field Sample #: B-330A (6-8) | Sampled: 7/26/2019 09:42

Sample ID: 19G1491-20

Sample Matrix: Soil

Petroleum Hydrocarbons Analyses

Analyte	Results	RL	Units	Dilution	Flag/Qual	Method	Date Prepared	Date/Time Analyzed	Analyst
CT ETPH	100	22	mg/Kg dry	2		CTDEP ETPH	7/30/19	8/2/19 5:24	RDD

Surrogates	% Recovery	Recovery Limits	Flag/Qual				
2-Fluorobiphenyl	98.7	50-150				8/2/19 5:24	

con-test® ANALYTICAL LABORATORY
39 Spruce Street * East Longmeadow, MA 01028 * FAX 413/525-6405 * TEL. 413/525-2332

Project Location: Simsbury, CT | Sample Description: | Work Order: 19G1491

Date Received: 7/26/2019

Field Sample #: B-330A (6-8) | Sampled: 7/26/2019 09:42

Sample ID: 19G1491-20

Sample Matrix: Soil

Conventional Chemistry Parameters by EPA/APHA/SW-846 Methods (Total)

Analyte	Results	RL	Units	Dilution	Flag/Qual	Method	Date Prepared	Date/Time Analyzed	Analyst
% Solids	91.0		% Wt	1		SM 2540G	7/29/19	7/30/19 8:08	JDN

con-test® ANALYTICAL LABORATORY
39 Spruce Street * East Longmeadow, MA 01028 * FAX 413/525-6405 * TEL. 413/525-2332

Project Location: Simsbury, CT | Sample Description: | Work Order: 19G1491

Date Received: 7/26/2019

Field Sample #: B-330A (12-14) | Sampled: 7/26/2019 09:43

Sample ID: 19G1491-21

Sample Matrix: Soil

Petroleum Hydrocarbons Analyses

Analyte	Results	RL	Units	Dilution	Flag/Qual	Method	Date Prepared	Date/Time Analyzed	Analyst
CT ETPH	1400	230	mg/Kg dry	20		CTDEP ETPH	7/30/19	8/2/19 15:23	RDD

Surrogates	% Recovery	Recovery Limits	Flag/Qual	
2-Fluorobiphenyl	*	50-150	S-01	8/2/19 15:23

con-test® ANALYTICAL LABORATORY
39 Spruce Street * East Longmeadow, MA 01028 * FAX 413/525-6405 * TEL. 413/525-2332

Project Location: Simsbury, CT | Sample Description: | Work Order: 19G1491

Date Received: 7/26/2019

Field Sample #: B-330A (12-14) | Sampled: 7/26/2019 09:43

Sample ID: 19G1491-21

Sample Matrix: Soil

Conventional Chemistry Parameters by EPA/APHA/SW-846 Methods (Total)

Analyte	Results	RL	Units	Dilution	Flag/Qual	Method	Date Prepared	Date/Time Analyzed	Analyst
% Solids	88.0		% Wt	1		SM 2540G	7/29/19	7/30/19 8:09	JDN

con-test® ANALYTICAL LABORATORY
39 Spruce Street * East Longmeadow, MA 01028 * FAX 413/525-6405 * TEL. 413/525-2332

Sample Extraction Data

Prep Method: SW-846 3546-CTDEP ETPH

Lab Number [Field ID]	Batch	Initial [g]	Final [mL]	Date
19G1491-01 [B-39A (8-10)]	B236785	30.0	1.00	07/30/19
19G1491-02 [B-39A (10-12)]	B236785	30.0	1.00	07/30/19
19G1491-04 [B-319A (12-14)]	B236785	30.0	1.00	07/30/19
19G1491-05 [B-319A (14-16)]	B236785	30.0	1.00	07/30/19
19G1491-06 [B-320A (12-14)]	B236785	30.0	1.00	07/30/19
19G1491-07 [B-320A (14-16)]	B236785	30.0	1.00	07/30/19
19G1491-08 [B-322A (10-12)]	B236785	30.0	1.00	07/30/19
19G1491-09 [B-322A (12-14)]	B236785	30.0	1.00	07/30/19
19G1491-10 [B-326A (8-10)]	B236785	30.0	1.00	07/30/19
19G1491-11 [B-326A (10-12)]	B236785	30.0	1.00	07/30/19
19G1491-13 [B-327A (8-10)]	B236785	30.0	1.00	07/30/19
19G1491-14 [B-327A (10-12)]	B236785	30.0	1.00	07/30/19
19G1491-16 [B-328A (6-8)]	B236785	30.0	1.00	07/30/19
19G1491-17 [B-328A (12-14)]	B236785	30.0	1.00	07/30/19
19G1491-18 [B-329A (10-12)]	B236785	30.0	1.00	07/30/19
19G1491-19 [B-329A (12-14)]	B236785	30.0	1.00	07/30/19
19G1491-20 [B-330A (6-8)]	B236785	30.0	1.00	07/30/19
19G1491-21 [B-330A (12-14)]	B236785	30.0	1.00	07/30/19

Prep Method: % Solids-SM 2540G

Lab Number [Field ID]	Batch	Date
19G1491-01 [B-39A (8-10)]	B236658	07/29/19
19G1491-02 [B-39A (10-12)]	B236658	07/29/19
19G1491-04 [B-319A (12-14)]	B236658	07/29/19
19G1491-05 [B-319A (14-16)]	B236658	07/29/19
19G1491-06 [B-320A (12-14)]	B236658	07/29/19
19G1491-07 [B-320A (14-16)]	B236658	07/29/19
19G1491-08 [B-322A (10-12)]	B236658	07/29/19
19G1491-09 [B-322A (12-14)]	B236658	07/29/19
19G1491-10 [B-326A (8-10)]	B236658	07/29/19
19G1491-11 [B-326A (10-12)]	B236658	07/29/19
19G1491-13 [B-327A (8-10)]	B236658	07/29/19
19G1491-14 [B-327A (10-12)]	B236658	07/29/19
19G1491-16 [B-328A (6-8)]	B236658	07/29/19
19G1491-17 [B-328A (12-14)]	B236658	07/29/19
19G1491-18 [B-329A (10-12)]	B236658	07/29/19
19G1491-19 [B-329A (12-14)]	B236658	07/29/19
19G1491-20 [B-330A (6-8)]	B236658	07/29/19
19G1491-21 [B-330A (12-14)]	B236658	07/29/19

con-test® ANALYTICAL LABORATORY
39 Spruce Street * East Longmeadow, MA 01028 * FAX 413/525-6405 * TEL. 413/525-2332

QUALITY CONTROL

Petroleum Hydrocarbons Analyses - Quality Control

Analyte	Result	Reporting Limit	Units	Spike Level	Source Result	%REC	%REC Limits	RPD	RPD Limit	Notes
Batch B236785 - SW-846 3546										
Blank (B236785-BLK1)				Prepared: 07/30/19 Analyzed: 08/01/19						
CT ETPH	ND	10	mg/Kg wet							
Surrogate: 2-Fluorobiphenyl	*3.08*		mg/Kg wet	3.33		92.5	50-150			
LCS (B236785-BS1)				Prepared: 07/30/19 Analyzed: 08/01/19						
CT ETPH	23.2	10	mg/Kg wet	33.3		69.7	60-120			
Surrogate: 2-Fluorobiphenyl	*3.36*		mg/Kg wet	3.33		101	50-150			
LCS Dup (B236785-BSD1)				Prepared: 07/30/19 Analyzed: 08/01/19						
CT ETPH	23.8	10	mg/Kg wet	33.3		71.4	60-120	2.44	30	
Surrogate: 2-Fluorobiphenyl	*3.31*		mg/Kg wet	3.33		99.3	50-150			
Matrix Spike (B236785-MS1)		**Source: 19G1491-01**		Prepared: 07/30/19 Analyzed: 08/01/19						
CT ETPH	27.0	10	mg/Kg dry	34.4	5.70	61.9	50-150			
Surrogate: 2-Fluorobiphenyl	*3.50*		mg/Kg dry	3.44		102	50-150			
Matrix Spike Dup (B236785-MSD1)		**Source: 19G1491-01**		Prepared: 07/30/19 Analyzed: 08/01/19						
CT ETPH	27.1	10	mg/Kg dry	34.4	5.70	62.3	50-150	0.478	30	
Surrogate: 2-Fluorobiphenyl	*3.53*		mg/Kg dry	3.44		103	50-150			

con-test® ANALYTICAL LABORATORY
39 Spruce Street * East Longmeadow, MA 01028 * FAX 413/525-6405 * TEL. 413/525-2332

FLAG/QUALIFIER SUMMARY

*	QC result is outside of established limits.
†	Wide recovery limits established for difficult compound.
‡	Wide RPD limits established for difficult compound.
#	Data exceeded client recommended or regulatory level
ND	Not Detected
RL	Reporting Limit is at the level of quantitation (LOQ)
DL	Detection Limit is the lower limit of detection determined by the MDL study
MCL	Maximum Contaminant Level
	Percent recoveries and relative percent differences (RPDs) are determined by the software using values in the calculation which have not been rounded.
	No results have been blank subtracted unless specified in the case narrative section.
S-01	The surrogate recovery for this sample is not available due to sample dilution below the surrogate reporting limit required from high analyte concentration and/or matrix interferences.

39 Spruce Street * East Longmeadow, MA 01028 * FAX 413/525-6405 * TEL. 413/525-2332

CERTIFICATIONS

Certified Analyses included in this Report

Analyte	Certifications
CTDEP ETPH in Soil	
CT ETPH	CT
CTDEP ETPH in Water	
CT ETPH	CT

The CON-TEST Environmental Laboratory operates under the following certifications and accreditations:

Code	Description	Number	Expires
AIHA	AIHA-LAP, LLC - ISO17025:2005	100033	03/1/2020
MA	Massachusetts DEP	M-MA100	06/30/2020
CT	Connecticut Department of Publilc Health	PH-0567	09/30/2019
NY	New York State Department of Health	10899 NELAP	04/1/2020
NH-S	New Hampshire Environmental Lab	2516 NELAP	02/5/2020
RI	Rhode Island Department of Health	LAO00112	12/30/2019
NC	North Carolina Div. of Water Quality	652	12/31/2019
NJ	New Jersey DEP	MA007 NELAP	06/30/2020
FL	Florida Department of Health	E871027 NELAP	06/30/2020
VT	Vermont Department of Health Lead Laboratory	LL015036	07/30/2020
ME	State of Maine	2011028	06/9/2021
VA	Commonwealth of Virginia	460217	12/14/2019
NH-P	New Hampshire Environmental Lab	2557 NELAP	09/6/2019
VT-DW	Vermont Department of Health Drinking Water	VT-255716	06/12/2020
NC-DW	North Carolina Department of Health	25703	07/31/2019
PA	Commonwealth of Pennsylvania DEP	68-05812	06/30/2020

con-test® ANALYTICAL LABORATORY

MEK 1961491

Phone: 413-525-2332
Fax: 413-525-6405
Email: info@contestlabs.com

39 Spruce Street
East Longmeadow, MA 01028

CHAIN OF CUSTODY RECORD

Page 1 of 3

Company Name:	Weston & Samspon
Address:	273 Dividend Road, Rocky Hill, CT 06067
Phone:	1-800-SAMPSON
Project Name:	Simsbury AWC
Project Location:	Simsbury, CT
Project Number:	
Project Manager:	Jeffery Willson
Con-Test Quote Name/Number:	
Invoice Recipient:	Jeffery Willson
Sampled By:	Akanksha Patel

Requested Turnaround Time
7-Day ☐ 10-Day ☐
Due Date: 5-day

Rush-Approval Required
1-Day ☐ 3-Day ☐
2-Day ☐ 4-Day ☐

Data Delivery
Format: PDF ☑ EXCEL ☑
Other: W&S EDD
CLP Like Data Pkg Required: ☐
Email To: willsonj@wseinc.com
Fax To #: patela@wseinc.com

Con-Test Work Order#	Client Sample ID / Description	Beginning Date/Time	Ending Date/Time	Composite	Grab	[1]Matrix Code	Conc Code	CT-ETPH	VOCs (8260)	SVOCs (8270)	Total RCRA 8 Metals	SPLP RCRA 8 Metals	8015 Petroleum Fingerprint	PCBs (Soxhlet)	HOLD*
								1	3	1	1	1	1	1	1
								I	I	I	I	I	I	I	I
								A	V	A	A	A	A	A	A
01	B-39A (8-10ft)	7/26/19	1301		X	S	U	X							
02	B-39A (10-12 ft)		1302					X							
03	B-39A (12-14 ft)		1303												X
04	B-319A (12-14 ft)		1416					X							
05	B-319A (14-16ft)		1417					X							
06	B-320A (12-14 ft)		1649					X							
07	B-320A (14-16ft)		1650					X							
08	B-322A (10-12 ft)		1317					X							
09	B-322A (12-14 ft)		1318					X							
10	B-326A (8-10 ft)	7/26/19	915		X	S	U	X							

ANALYSIS REQUESTED

# of Containers
[2] Preservation Code
[3] Container Code

Dissolved Metals Samples
O Field Filtered
O Lab to Filter

Orthophosphate Samples
O Field Filtered
O Lab to Filter

Comments:
Eversourse project, please use Eversource reduced rates. Eversource project - tax exempt.
Samples marked as hold, are to be hold for future analysis.
Petroleum Fingerprint for EPTH
~~Please run SIM on all 8270.~~

Please use the following codes to indicate possible sample concentration within the **Conc Code** column above:
H - High; M - Medium; L - Low; C - Clean; U - Unknown

[1] Matrix Codes:
GW = Ground Water
WW = Waste Water
DW = Drinking Water
A = Air
S = Soil
SL = Sludge
SOL = Solid
O = Other (please define)
B = Reagent Blank

[2] Preservation Codes:
I = Iced
H = HCL
M = Methanol
N = Nitric Acid
S = Sulfuric Acid
B = Sodium Bisulfate
X = Sodium Hydroxide
T = Sodium Thiosulfate
O = Other (please define)

[3] Container Codes:
A = Amber Glass
G = Glass
P = Plastic
ST = Sterile
V = Vial
S = Summa Canister
T = Tedlar Bag
O = Other (please define)

Relinquished by: (signature)	Date/Time: 7/26/19 1700	
Received by: (signature)	Date/Time: 7/26/2019 1700	
Relinquished by: (signature)	Date/Time:	
Received by: (signature)	Date/Time:	
Relinquished by: (signature)	Date/Time:	
Received by: (signature)	Date/Time:	

Detection Limit Requirements
MA
CT CT DEEP RSRs
RES DEC, I/CDEC
GA PMC
Other:

Special Requirements
☐ MA MCP Required
☐ MCP Certification Form Required
☑ CT RCP Required
☐ RCP Certification Form Required
☐ MA State DW Required
PWSID #

con-test® ANALYTICAL LABORATORY www.contestlabs.com

Project Entity
☐ Government ☐ Municipality ☐ MWRA ☐ WRTA
☐ Federal ☐ 21 J ☐ School

Other
☐ Chromatogram
☐ AIHA-LAP,LLC

PCB ONLY
☑ Soxhlet
☐ Non Soxhlet

con-test ANALYTICAL LABORATORY

MLK 1961491

Phone: 413-525-2332
Fax: 413-525-6405
Email: info@contestlabs.com

CHAIN OF CUSTODY RECORD

39 Spruce Street
East Longmeadow, MA 01028

Page 2 of 3

Company Name:	Weston & Samspon
Address:	273 Dividend Road, Rocky Hill, CT 06067
Phone:	1-800-SAMPSON
Project Name:	Simsbury AWC
Project Location:	Simsbury, CT
Project Number:	
Project Manager:	Jeffery Willson
Con-Test Quote Name/Number:	
Invoice Recipient:	Jeffery Willson
Sampled By:	Akanksha Patel

Requested Turnaround Time
7-Day ☐ 10-Day ☐
Due Date: 5-day

Rush-Approval Required
1-Day ☐ 3-Day ☐
2-Day ☐ 4-Day ☐

Data Delivery
Format: PDF ☑ EXCEL ☑
Other: W&S EDD
CLP Like Data Pkg Required: ☐
Email To: willsonj@wseinc.com
Fax To #: patela@wseinc.com

Con-Test Work Order#	Client Sample ID / Description	Beginning Date/Time	Ending Date/Time	Composite	Grab	[1]Matrix Code	Conc Code	CT-ETPH	VOCs (8260)	SVOCs (8270)	Total RCRA 8 Metals	SPLP RCRA 8 Metals	8015 Petroleum Fingerprint	PCBs (Soxhlet)	HOLD*
								1	3	1	1	1	1	1	1
								I	I	I	I	I	I	I	I
								A	V	A	A	A	A	A	A
11	B-326A (10-12 ft)	7/26/19	1058		X	S	U	X							
12	B-326A (12-14 ft)		1059												X
13	B-327A (8-10 ft)		1025					X							
14	B-327A (10-12 ft)		1026					X							
15	B-327A (12-14 ft)		1027												X
16	B-328A (6-8 ft)		1144					X							
17	B-328A (12-14ft)		1145					X							
18	B-329A (10-12 ft)		1124					X							
19	B-329A (12-14 ft		1125					X							
20	B-330A (6-8 ft)	7/26/19	942		X	S	U	X							

ANALYSIS REQUESTED

# of Containers
[2] Preservation Code
[3] Container Code

Dissolved Metals Samples
O Field Filtered
O Lab to Filter

Orthophosphate Samples
O Field Filtered
O Lab to Filter

Comments:
Eversourse project, please use Eversource reduced rates. Eversource project - tax exempt.
Samples marked as hold, are to be hold for future analysis.
Petroleum Fingerprint for EPTH
Please ~~run SIM on all 8270.~~

Please use the following codes to indicate possible sample concentration within the **Conc Code** column above:
H - High; M - Medium; L - Low; C - Clean; U - Unknown

[1] **Matrix Codes:**
GW = Ground Water
WW = Waste Water
DW = Drinking Water
A = Air
S = Soil
SL = Sludge
SOL = Solid
O = Other (please define)
B = Reagent Blank

[2] **Preservation Codes:**
I = Iced
H = HCL
M = Methanol
N = Nitric Acid
S = Sulfuric Acid
B = Sodium Bisulfate
X = Sodium Hydroxide
T = Sodium Thiosulfate
O = Other (please define)

[3] **Container Codes:**
A = Amber Glass
G = Glass
P = Plastic
ST = Sterile
V = Vial
S = Summa Canister
T = Tedlar Bag
O = Other (please define)

Relinquished by: (signature)	Date/Time: 7/26/19 1700
Received by: (signature)	Date/Time: 7/26/2019 17:00
Relinquished by: (signature)	Date/Time:
Received by: (signature)	Date/Time:
Relinquished by: (signature)	Date/Time:
Received by: (signature)	Date/Time:

Detection Limit Requirements
MA
CT CT DEEP RSRs
RES DEC, I/CDEC
GA PMC
Other:

Special Requirements
☐ MA MCP Required
☐ MCP Certification Form Required
☑ CT RCP Required
☐ RCP Certification Form Required
☐ MA State DW Required
PWSID #

Project Entity
☐ Government ☐ Municipality ☐ MWRA ☐ WRTA
☐ Federal ☐ 21 J ☐ School

Other
☐ Chromatogram
☐ AIHA-LAP,LLC

PCB ONLY
☑ Soxhlet
☐ Non Soxhlet

con-test ANALYTICAL LABORATORY
www.contestlabs.com

MEK 190144

con-test ANALYTICAL LABORATORY

Phone: 413-525-2332
Fax: 413-525-6405
Email: info@contestlabs.com

CHAIN OF CUSTODY RECORD

39 Spruce Street
East Longmeadow, MA 01028

Company Name:	Weston & Samspon
Address:	273 Dividend Road, Rocky Hill, CT 06067
Phone:	1-800-SAMPSON
Project Name:	Simsbury AWC
Project Location:	Simsbury, CT
Project Number:	
Project Manager:	Jeffery Willson
Con-Test Quote Name/Number:	
Invoice Recipient:	Jeffery Willson
Sampled By:	Akanksha Patel

Requested Turnaround Time
7-Day ☐ 10-Day ☐
Due Date: 5-day

Rush-Approval Required
1-Day ☐ 3-Day ☐
2-Day ☐ 4-Day ☐

Data Delivery
Format: PDF ☑ EXCEL ☑
Other: W&S EDD
CLP Like Data Pkg Required: ☐
Email To: willsonj@wseinc.com
Fax To #: patela@wseinc.com

Con-Test Work Order#	Client Sample ID / Description	Beginning Date/Time	Ending Date/Time	Composite	Grab	[1]Matrix Code	Conc Code	CT-ETPH	VOCs (8260)	SVOCs (8270)	Total RCRA 8 Metals	SPLP RCRA 8 Metals	8015 Petroleum Fingerprint	PCBs (Soxhlet)	HOLD*	# of Containers	[2] Preservation Code	[3] Container Code
21	B-330A (12-14ft)	7/26/19	943		X	S	U	X								1	I	A
																3	I	V
																1	I	A
																1	I	A
																1	I	A
																1	I	A
																1	I	A
																1	I	A

ANALYSIS REQUESTED

Dissolved Metals Samples
○ Field Filtered
○ Lab to Filter

Orthophosphate Samples
○ Field Filtered
○ Lab to Filter

Comments:
Eversourse project, please use Eversource reduced rates. Eversource project - tax exempt.
Samples marked as hold, are to be hold for future analysis.
Petroleum Fingerprint for ETPH
~~Please run SIM on all 8270.~~

Please use the following codes to indicate possible sample concentration within the **Conc Code** column above:
H - High; M - Medium; L - Low; C - Clean; U - Unknown

[1] Matrix Codes:
GW = Ground Water
WW = Waste Water
DW = Drinking Water
A = Air
S = Soil
SL = Sludge
SOL = Solid
O = Other (please define)
B = Reagent Blank

[2] Preservation Codes:
I = Iced
H = HCL
M = Methanol
N = Nitric Acid
S = Sulfuric Acid
B = Sodium Bisulfate
X = Sodium Hydroxide
T = Sodium Thiosulfate
O = Other (please define)

[3] Container Codes:
A = Amber Glass
G = Glass
P = Plastic
ST = Sterile
V = Vial
S = Summa Canister
T = Tedlar Bag
O = Other (please define)

Relinquished by: (signature)	Akanksha Patel	Date/Time: 7/26/19 1700
Received by: (signature)	Christine Tavares	Date/Time: 7/26/2019 1700
Relinquished by: (signature)		Date/Time:
Received by: (signature)		Date/Time:
Relinquished by: (signature)		Date/Time:
Received by: (signature)		Date/Time:

Detection Limit Requirements
MA
CT CT DEEP RSRs
RES DEC, I/CDEC
GA PMC
Other:

Special Requirements
☐ MA MCP Required
MCP Certification Form Required
☑ CT RCP Required
RCP Certification Form Required
☐ MA State DW Required
PWSID #

Project Entity
☐ Government ☐ Municipality ☐ MWRA ☐ WRTA
☐ Federal ☐ 21 J ☐ School

Other
☐ Chromatogram
☐ AIHA-LAP,LLC

PCB ONLY
☑ Soxhlet
☐ Non Soxhlet

con-test® ANALYTICAL LABORATORY www.contestlabs.com

The Connecticut Light and Power Company
d/b/a Eversource Energy
Docket No. 26-05-10
Date Issued September 29, 2026
RSR-032 Attachment 136
Page 240 of 618
Table of Contents

I Have Not Confirmed Sample Container Numbers With Lab Staff Before Relinquishing Over Samples_____

con-test® ANALYTICAL LABORATORY

Doc# 277 Rev 5 2017

Login Sample Receipt Checklist - (Rejection Criteria Listing - Using Acceptance Policy) Any False Statement will be brought to the attention of the Client - State True or False

Client WTS

Received By CE Date 7/26/2019 Time 1700

How were the samples received? In Cooler T No Cooler ____ On Ice T No Ice ____
Direct from Sampling ____ Ambient ____ Melted Ice ____

Were samples within Temperature? 2-6°C T By Gun # 4 Actual Temp - 4.4
By Blank # ____ Actual Temp - ____

Was Custody Seal Intact? N/A Were Samples Tampered with? N/A
Was COC Relinquished ? T Does Chain Agree With Samples? T
Are there broken/leaking/loose caps on any samples? F
Is COC in ink/ Legible? T Were samples received within holding time? T
Did COC include all pertinent Information? Client T Analysis T Sampler Name T
Project T ID's T Collection Dates/Times T
Are Sample labels filled out and legible? T
Are there Lab to Filters? F Who was notified? ____
Are there Rushes? F Who was notified? ____
Are there Short Holds? F Who was notified? ____
Is there enough Volume? T
Is there Headspace where applicable? N/A MS/MSD? F
Proper Media/Containers Used? T Is splitting samples required? F
Were trip blanks received? F On COC? F
Do all samples have the proper pH? N/A Acid ____ Base ____

Vials	#	Containers:	#		#		#
Unp-		1 Liter Amb.		1 Liter Plastic		16 oz Amb.	
HCL-		500 mL Amb.		500 mL Plastic		8oz Amb/Clear	21
Meoh-		250 mL Amb.		250 mL Plastic		4oz Amb/Clear	
Bisulfate-		Flashpoint		Col./Bacteria		2oz Amb/Clear	
DI-		Other Glass		Other Plastic		Encore	
Thiosulfate-		SOC Kit		Plastic Bag		Frozen:	
Sulfuric-		Perchlorate		Ziplock			

Unused Media

Vials	#	Containers:	#		#		#
Unp-		1 Liter Amb.		1 Liter Plastic		16 oz Amb.	
HCL-		500 mL Amb.		500 mL Plastic		8oz Amb/Clear	
Meoh-		250 mL Amb.		250 mL Plastic		4oz Amb/Clear	
Bisulfate-		Col./Bacteria		Flashpoint		2oz Amb/Clear	
DI-		Other Plastic		Other Glass		Encore	
Thiosulfate-		SOC Kit		Plastic Bag		Frozen:	
Sulfuric-		Perchlorate		Ziplock			

Comments:

C:\MSDCHEM\2\DATA\B080119.SEC\B0801091.D

CT ETPH Discrimination Check

Data File Name B0801091.D
Data File Path C:\MSDCHEM\2\DATA\B080119.SEC\
Operator RMW
Date Acquired 8/2/2019 3:21
Acq. Method File EPH04.M
Sample Name ETPH 1500
Instrument Name GCFID2

Name	Ret Time	Target Response	Average Response	*%D+/-20
n-Nonane	1.70	8512592	9578678	11
n-Decane	2.32	8846779	9578678	8
n-Dodecane	3.24	9187145	9578678	4
n-Tetradecane	3.95	9523428	9578678	1
n-Hexadecane	4.55	9668570	9578678	-1
n-Octadecane	5.10	9523042	9578678	1
n-Eicosane	5.70	9803935	9578678	-2
n-Docosane	6.44	10035107	9578678	-5
n-Tetracosane	7.28	9176717	9578678	4
n-Hexacosane	8.08	10054870	9578678	-5
n-Octacosane	8.82	9909509	9578678	-3
n-Triacontane	9.50	9901778	9578678	-3
n-Dotriacontane	10.13	9939683	9578678	-4
n-Tetratriacontane	10.73	9790787	9578678	-2
n-Hexatriacontane	11.30	9806224	9578678	-2

Samples

19G1468-02@5X
19G1491-05@2X
19G1491-07@2X
19G1491-08@2X
19G1491-20@2X

*One compound allowed %D</=50

C:\MSDCHEM\2\DATA\B080119.SEC\B0801035.D

CT ETPH Discrimination Check

Data File Name B0801035.D
Data File Path C:\MSDCHEM\2\DATA\B080119.SEC\
Operator RMW
Date Acquired 8/1/2019 17:45
Acq. Method File EPH04.M
Sample Name ETPH 1500
Instrument Name GCFID2

Name	Ret Time	Target Response	Average Response	*%D+/-20
n-Nonane	1.70	8293314	9261971	10
n-Decane	2.32	8582208	9261971	7
n-Dodecane	3.24	8922566	9261971	4
n-Tetradecane	3.95	9239582	9261971	0
n-Hexadecane	4.55	9376686	9261971	-1
n-Octadecane	5.10	9227192	9261971	0
n-Eicosane	5.70	9484914	9261971	-2
n-Docosane	6.44	9695315	9261971	-5
n-Tetracosane	7.28	8862298	9261971	4
n-Hexacosane	8.09	9698135	9261971	-5
n-Octacosane	8.82	9551285	9261971	-3
n-Triacontane	9.50	9520540	9261971	-3
n-Dotriacontane	10.13	9558926	9261971	-3
n-Tetratriacontane	10.72	9431374	9261971	-2
n-Hexatriacontane	11.30	9485231	9261971	-2

Samples

19G1491-04
19G1491-06
19G1491-17
19G1491-19
19G1491-01
19G1491-02
19G1491-09
19G1491-10
19G1491-13

*One compound allowed %D</=50

C:\MSDCHEM\2\DATA\B080119\B0801090.D

CT ETPH Discrimination Check

Data File Name B0801090.D
Data File Path C:\MSDCHEM\2\DATA\B080119\
Operator RMW
Date Acquired 8/2/2019 3:01
Acq. Method File EPH04.M
Sample Name ETPH 1500
Instrument Name GCFID2

Name	Ret Time	Target Response	Average Response	*%D+/-20
n-Nonane	1.51	9309718	10531629	12
n-Decane	2.20	9538464	10531629	9
n-Dodecane	3.15	9857330	10531629	6
n-Tetradecane	3.87	10199351	10531629	3
n-Hexadecane	4.48	10407862	10531629	1
n-Octadecane	5.02	10348442	10531629	2
n-Eicosane	5.60	10781104	10531629	-2
n-Docosane	6.33	11173135	10531629	-6
n-Tetracosane	7.15	10297937	10531629	2
n-Hexacosane	7.96	11321845	10531629	-8
n-Octacosane	8.70	11150912	10531629	-6
n-Triacontane	9.38	11079743	10531629	-5
n-Dotriacontane	10.02	11015478	10531629	-5
n-Tetratriacontane	10.61	10773818	10531629	-2
n-Hexatriacontane	11.17	10719292	10531629	-2

*One compound allowed %D</=50

Samples

19G1491-14
19G1491-16
19G1453-13@2X
19G1453-11@10X

C:\MSDCHEM\2\DATA\B080119.SEC\B0801175.D

CT ETPH Discrimination Check

Data File Name B0801175.D
Data File Path C:\MSDCHEM\2\DATA\B080119.SEC\
Operator RMW
Date Acquired 8/2/2019 14:42
Acq. Method File EPH04.M
Sample Name ETPH 1500
Instrument Name GCFID2

Name	Ret Time	Target Response	Average Response	*%D+/-20
n-Nonane	1.70	9236479	10477555	12
n-Decane	2.32	9680609	10477555	8
n-Dodecane	3.24	10105808	10477555	4
n-Tetradecane	3.95	10449283	10477555	0
n-Hexadecane	4.55	10598911	10477555	-1
n-Octadecane	5.10	10410892	10477555	1
n-Eicosane	5.70	10697483	10477555	-2
n-Docosane	6.44	10938933	10477555	-4
n-Tetracosane	7.28	9990263	10477555	5
n-Hexacosane	8.09	10951239	10477555	-5
n-Octacosane	8.82	10830486	10477555	-3
n-Triacontane	9.50	10852180	10477555	-4
n-Dotriacontane	10.13	10909981	10477555	-4
n-Tetratriacontane	10.72	10745694	10477555	-3
n-Hexatriacontane	11.30	10765087	10477555	-3

Samples
19G1491-11@10X
19G1491-18@200X

*One compound allowed %D</=50

C:\MSDCHEM\2\DATA\B080119\B0801174.D

CT ETPH Discrimination Check

Data File Name B0801174.D
Data File Path C:\MSDCHEM\2\DATA\B080119\
Operator RMW
Date Acquired 8/2/2019 14:21
Acq. Method File EPH04.M
Sample Name ETPH 1500
Instrument Name GCFID2

Name	Ret Time	Target Response	Average Response	*%D+/-20
n-Nonane	1.51	9591629	10880645	12
n-Decane	2.19	9882109	10880645	9
n-Dodecane	3.15	10199931	10880645	6
n-Tetradecane	3.86	10380789	10880645	5
n-Hexadecane	4.48	10737407	10880645	1
n-Octadecane	5.02	10677245	10880645	2
n-Eicosane	5.60	11089006	10880645	-2
n-Docosane	6.32	11442703	10880645	-5
n-Tetracosane	7.15	10538926	10880645	3
n-Hexacosane	7.96	11614289	10880645	-7
n-Octacosane	8.70	11499649	10880645	-6
n-Triacontane	9.38	11514795	10880645	-6
n-Dotriacontane	10.01	11514396	10880645	-6
n-Tetratriacontane	10.61	11303579	10880645	-4
n-Hexatriacontane	11.17	11223216	10880645	-3

Samples

19G1453-12@4X
19G1491-21@20X
19G1453-09@2X RR

*One compound allowed %D</=50

REASONABLE CONFIDENCE PROTOCOL
LABORATORY ANALYSIS QA/QC CERTIFICATION FORM

Laboratory Name: Con-Test Analytical Laboratory

Client: Weston & Sampson

Project Location: Simsbury, CT

Project Number: 19G1491

Laboratory Sample ID(s):
19G1491-01 thru 19G1491-21

Sample Date(s):
07/26/2019

List RCP Methods Used:
CTDEP ETPH

1	For each analytical method referenced in this laboratory report package, were all specified QA/QC performance criteria followed, including the requirement to explain any criteria falling outside of acceptable guidelines, as specified in the CTDEP method-specific Reasonable Confidence Protocol documents?	☑ Yes ☐ No
1A	Were the method specified preservation and holding time requirements met?	☑ Yes ☐ No
1B	VPH and EPH Methods only: Was the VPH and EPH method conducted without significant modifications (see Section 11.3 of respective RCP methods)?	☐ Yes ☐ No ☑ N/A
2	Were all samples received by the laboratory in a condition consistent with that described on the associated chain-of-custody document(s)?	☑ Yes ☐ No
3	Were samples received at an appropriate temperature (< 6 degrees C.)?	☑ Yes ☐ No ☐ N/A
4	Were all QA/QC performance criteria specified in the CTDEP Reasonable Confidence Protocol documents achieved?	☑ Yes ☐ No
5A	Were reporting limits specified or referenced on the chain-of-custody?	☑ Yes ☐ No
5B	Were these reporting limits met?	☑ Yes ☐ No
6	For each analytical method referenced in this laboratory report package, were results reported for all constituents identified in the method-specific analyte lists presented in the Reasonable Confidence Protocol documents?	☑ Yes ☐ No
7	Are project-specific matrix spikes and laboratory duplicates included in this data set?	☑ Yes ☐ No

Notes: For all questions to which the response was "No" (with the exception of question #7), additional information must be provided in an attached narrative. If the answer to question #1, #1A, or #1B is "No", the data package does not meet the requirements for "Reasonable Confidence."
This form may not be altered and all questions must be answered.

Daren J. Damboragian

I, the undersigned, attest under the pains and penalties of perjury that, to the best of my knowledge and belief and based upon my personal inquiry of those responsible for providing the information contained in this analytical report, such information is accurate and complete.

Authorized Signature:  **Position:** **Director of Operations**

Printed Name: **Daren J. Damboragian** **Date:** **08/02/19**

Name of Laboratory: **Con-Test Analytical Laboratory**

This certification form is to be used for RCP methods only.

APPENDIX C

GROUNDWATER SAMPLING DATA SHEETS

Well Purging-Groundwater Sampling Form

Weston & Sampson

Page 1 of 1

Project Name: Simsbury AWC
Project #:
Date: 12/16/2019
Well ID: MW-16
Well Diameter: 2
Casing Type: PVC
Initial Depth to Water: 11.80'
Total Depth: 14.10'
Screen Length:
Pumping Method: LF- Peristaltic
Tube Intake Set at: 13.0'
Depth to Water with Tube: 11.80'
Sampled By: WLS
Tube Diameter: 0.25"
Notes:

Instrument Info
Flow Thru Cell: YSI
Turbidity Meter: MicroTPW

Condition	Visual ID		Well Cap		Lock		Collar	
	Y	(N)	(Y)	N	Y	(N)	(Good)	Damaged

Comments on Well Condition

Purge Start Time

Time	Flow	DTW	PH	ORP	Temp	SpC	DO	Turb	Comments
Units	mL\min	Ft.	Units	mV	°C	mS/cm	mg\L	NTU's	
Min	ml/min	Not to exceed 0.3'	+/- 0.1	+/- 10	+/- 3%	+/- 3%	+/- 10% or 3 >0.5	+/- 10% or 3>5	
1215	145	11.85	8.28	203	7.88	.130	8.70	8.27	
1220		11.85	7.80	151	9.15	.129	8.66	6.55	
1225		11.85	7.31	132	9.20	.128	8.65	5.01	
1230		11.85	7.15	130	9.41	.126	8.62	3.75	
1235		11.85	7.05	128	9.52	.125	8.55	2.05	
1240		11.85	7.01	127	9.60	.125	8.51	1.21	
1245	↓	11.85	6.98	127	9.61	.124	8.40	0.60	

Sample(s) Collected	Time	Color	Odor	Preservative
ETPH, SVOCs	1245			

Well Purging-Groundwater Sampling Form

Weston & Sampson

Page 1 of 1

Project Name: Simsbury AWC
Project #:
Date: 12/16/19
Well ID: MW-6
Well Diameter: 2"
Casing Type: PVC
Initial Depth to Water: 11.40'
Total Depth:
Screen Length:
Pumping Method: LF- peristaltic
Tube Intake Set at: 13.0'
Depth to Water with Tube: 11.40'
Sampled By: WVS
Tube Diameter: 0.75
Notes:

Instrument Info
Flow Thru Cell: YSI
Turbidity Meter: MicroTPW

Condition	Visual ID		Well Cap		Lock		Collar	
	Y	(N)	(Y)	N	Y	(N)	(Good)	Damaged

Comments on Well Condition

Purge Start Time

Time	Flow	DTW	PH	ORP	Temp	SpC	DO	Turb	Comments
Units	mL\min	Ft.	Units	mV	°C	mS/cm	mg\L	NTU's	
Min	ml/min	Not to exceed 0.3'	+/- 0.1	+/- 10	+/- 3%	+/- 3%	+/- 10% or 3 >0.5	+/- 10% or 3>5	
1135	145	11.47	6.23	168	9.50	.840	8.58	7.10	
1140		11.47	6.21	166	9.82	.842	8.48	6.25	
1145		11.48	6.20	164	9.98	.860	8.30	5.05	
1150		11.48	6.18	163	10.20	.862	8.05	3.91	
1155		11.48	6.18	162	10.28	.865	8.00	3.75	
1200	↓	11.48	6.17	160	10.29	.866	7.92	2.80	

Sample(s) Collected	Time	Color	Odor	Preservative
VOCs	1200			
ETOH				
PAHs				

Well Purging-Groundwater Sampling Form

Weston & Sampson

Page 1 of 1

Project Name: Simsbury AWC Project #: Date: RE/MC/RAD 12/16/19
Well ID: MW-203 Well Diameter: 2" Casing Type: PVC
Initial Depth to Water: 11.31 Total Depth: 20.00 Screen Length: 10
Pumping Method: LF-Peristaltic
Tube Intake Set at: 15.00' Depth to Water with Tube: 11.31' Sampled By: WVS
Tube Diameter: 6.25" Notes:

Instrument Info
Flow Thru Cell YSI Turbidity Meter MicroTPW

Condition	Visual ID		Well Cap		Lock		Collar	
	Y	(N)	(Y)	N	Y	(N)	(Good)	Damaged

Comments on Well Condition

Purge Start Time

Time	Flow	DTW	PH	ORP	Temp	SpC	DO	Turb	Comments
Units	mL\min	Ft.	Units	mV	°C	mS/cm	mg\L	NTU's	
Min	ml/min	Not to exceed 0.3'	+/- 0.1	+/- 10	+/- 3%	+/- 3%	+/- 10% or 3 >0.5	+/- 10% or 3>5	
1050	145	11.35	6.95	123	13.55	.170	8.40	1.82	
1055	↓	11.35	6.92	118	13.70	.175	8.42	1.30	
1100		11.35	6.92	115	13.79	.177	8.45	0.75	
1105	↓	11.35	6.91	110	13.75	.177	8.50	0.50	

Sample(s) Collected	Time	Color	Odor	Preservative
PCBs	1110			

Well Purging-Groundwater Sampling Form

Weston & Sampson

Page 1 of 1

Project Name: Simsbury AWC | Project #: | Date: 12/16/19
Well ID: MW-107 | Well Diameter: 2" | Casing Type: PVC
Initial Depth to Water: 11.30' | Total Depth: 19.50' | Screen Length: 10'
Pumping Method: LF - Peristaltic
Tube Intake Set at: 15' | Depth to Water with Tube: 11.30' | Sampled By: WWS
Tube Diameter: 0.25 | Notes:

Instrument Info
Flow Thru Cell: 451 | Turbidity Meter: MicroTPW

Condition	Visual ID		Well Cap		Lock		Collar	
	Y	N	Y	N	Y	N	Good	Damaged

Comments on Well Condition

Purge Start Time

Time	Flow	DTW	PH	ORP	Temp	SpC	DO	Turb	Comments
Units	mL\min	Ft.	Units	mV	°C	mS/cm	mg\L	NTU's	
Min	ml/min	Not to exceed 0.3'	+/- 0.1	+/- 10	+/- 3%	+/- 3%	+/- 10% or 3 >0.5	+/- 10% or 3>5	
935	145	11.35	6.42	32.5	18.90	.230	7.73	20.05	
940		11.36	6.38	36.8	19.50	.224	7.60	17.65	
945		11.36	6.29	37.5	19.61	.233	8.27	7.50	
950		11.37	6.19	37.9	19.65	.232	8.40	4.95	
955		11.37	6.18	38.2	19.70	.232	8.47	4.82	
1000	↓	11.37	6.17	38.8	19.78	.231	8.51	4.70	

Sample(s) Collected	Time	Color	Odor	Preservative
VOCs, PCBs, ETPH, RCRA 8	1000			

Well Purging-Groundwater Sampling Form

Weston & Sampson

Page 1 of 1

Project Name: Simsbury Ave
Project #:
Date: 12/16/19
Well ID: CCA4
Well Diameter: 2"
Casing Type: PVC
Initial Depth to Water: 7.98
Total Depth: 19.01
Screen Length:
Pumping Method: LF - Peristaltic
Tube Intake Set at: 12.00'
Depth to Water with Tube: 7.98'
Sampled By: WVS
Tube Diameter: 0.25"
Notes:

Instrument Info
Flow Thru Cell: YSI
Turbidity Meter: MicroTPW

Condition	Visual ID		Well Cap		Lock		Collar	
	Y	(N)	(Y)	N	Y	(N)	(Good)	Damaged

Comments on Well Condition

Purge Start Time

Time	Flow	DTW	PH	ORP	Temp	SpC	DO	Turb	Comments
Units	mL\min	Ft.	Units	mV	°C	mS/cm	mg\L	NTU's	
Min	ml/min	Not to exceed 0.3'	+/- 0.1	+/- 10	+/- 3%	+/- 3%	+/- 10% or 3 >0.5	+/- 10% or 3>5	
845	145	8.03	6.91	-180.2	20.05	.097	7.10	7.50	
850			6.80	-172.2	20.20	.097	7.02	7.10	
855			6.68	-154.4	20.39	.097	6.83	6.25	
900			6.55	-142.6	20.41	.098	6.71	5.15	
905			6.47	-101.5	20.45	.098	6.68	4.05	
910			6.45	-98.2	20.50	.099	6.67	3.71	
915	↓	↓	6.42	-96.2	20.60	.099	6.66	3.50	

Sample(s) Collected	Time	Color	Odor	Preservative
ETPH	920			
SVOCs				

Well Purging-Groundwater Sampling Form

Weston & Sampson

Page _____ of _____

Project Name: Simsbury AWC Project #: _____ Date: 12/16/19
Well ID: CCA-3 Well Diameter: _____ Casing Type: _____
Initial Depth to Water: _____ Total Depth: _____ Screen Length: _____
Pumping Method: _____
Tube Intake Set at: _____ Depth to Water with Tube: _____ Sampled By: _____
Tube Diameter: _____ Notes: DRY

Instrument Info
Flow Thru Cell _____ Turbidity Meter _____

Condition	Visual ID		Well Cap		Lock		Collar	
	Y	N	Y	N	Y	N	Good	Damaged

Comments on Well Condition _____

Purge Start Time _____

Time	Flow	DTW	PH	ORP	Temp	SpC	DO	Turb	Comments
Units	mL\min	Ft.	Units	mV	°C	mS/cm	mg\L	NTU's	
Min	ml/min	Not to exceed 0.3'	+/- 0.1	+/- 10	+/- 3%	+/- 3%	+/- 10% or 3 >0.5	+/- 10% or 3>5	

Well Purging-Groundwater Sampling Form

Weston & Sampson

Page _____ of _____

Project Name: Simsbury AWC Project #: _____ Date: 12/16/19
Well ID: MW-4R Well Diameter: _____ Casing Type: _____
Initial Depth to Water: _____ Total Depth: _____ Screen Length: _____
Pumping Method: _____
Tube Intake Set at: _____ Depth to Water with Tube: _____ Sampled By: _____
Tube Diameter: _____ Notes: DRY

Instrument Info
Flow Thru Cell _____ Turbidity Meter _____

Condition	Visual ID		Well Cap		Lock		Collar	
	Y	N	Y	N	Y	N	Good	Damaged

Comments on Well Condition _____

Purge Start Time _____

Time	Flow	DTW	PH	ORP	Temp	SpC	DO	Turb	Comments
Units	mL\min	Ft.	Units	mV	°C	mS/cm	mg\L	NTU's	
Min	ml/min	Not to exceed 0.3'	+/- 0.1	+/- 10	+/- 3%	+/- 3%	+/- 10% or 3 >0.5	+/- 10% or 3>5	

Well Purging-Groundwater Sampling Form

Weston & Sampson

Page 1 of 1

Project Name: Simsbury PMC
Project #:
Date: March 26 2019
Well ID: MW-310
Well Diameter: 2"
Casing Type: PVC
Initial Depth to Water: 13.4
Total Depth: 19.6
Screen Length: 10'
Pumping Method: low flow peristaltic pump
Tube Intake Set at: 18.50'
Depth to Water with Tube:
Sampled By: MP
Tube Diameter: 0.25"
Notes:

Instrument Info
Flow Thru Cell: YSI
Turbidity Meter: LaMotte

Condition	Visual ID		Well Cap		Lock		Collar	
	Y	N	Y	N	Y	N	Good	Damaged
		(N)	(Y)			(N)	(Good)	(Damaged)

Comments on Well Condition: ~~No Bolt~~

Purge Start Time: 1400

Time	Flow	DTW	PH	ORP	Temp	SpC	DO	Turb	Comments
Units	mL\min	Ft.	Units	mV	°C	mS/cm	mg\L	NTU's	
Min	ml/min	Not to exceed 0.3'	+/- 0.1	+/- 10	+/- 3%	+/- 3%	+/- 10% or 3 >0.5	+/- 10% or 3>5	
1400	150								
1402	120	14.1	6.69	161.1	16.5	722	1.34	1121.6	
1404		14.4	6.66	154.0	16.4	670	1.62	230	
1404		14.65							
1405		14.71							
1408		15.00	6.77	153.4	16.6	770	2.04	45	
Started Sampling Increase DTW was going down So fast									

Sample(s) Collected	Time	Color	Odor	Preservative
Sampled @ 1410 for ETPH				

Well Purging-Groundwater Sampling Form

Weston & Sampson

Page 1 of 1

Project Name: Simsbury AMC
Project #:
Date: March 26 2019
Well ID: MW-6
Well Diameter: 2"
Casing Type: PVC
Initial Depth to Water: 8.6
Total Depth: 16.50'
Screen Length:
Pumping Method: low flow - peristaltic pump
Tube Intake Set at: 13.50'
Depth to Water with Tube: 8.60'
Sampled By: MD
Tube Diameter: 0.25"
Notes:

Instrument Info
Flow Thru Cell: YSI
Turbidity Meter: LaMotte

Condition	Visual ID		Well Cap		Lock		Collar	
	Y	(N)	(Y)	N	Y	(N)	Good	(Damaged)

Comments on Well Condition: No bolts

Purge Start Time: 1210

Time	Flow	DTW	PH	ORP	Temp	SpC	DO	Turb	Comments
Units	mL\min	Ft.	Units	mV	°C	mS/cm	mg\L	NTU's	
Min	ml/min	Not to exceed 0.3'	+/- 0.1	+/- 10	+/- 3%	+/- 3%	+/- 10% or 3 >0.5	+/- 10% or 3>5	
1225	120	8.6	6.21	168.7	11.1	922	8.03	7.10	
1229	"	8.6	6.21	168.4	11.1	900	8.08	5.91	
1231	"	8.6	6.18	168.5	11.3	923	7.46	6.26	
1234	"	8.6	6.16	167.7	11.3	944	8.01	6.03	
1237									
1240									

Sample(s) Collected	Time	Color	Odor	Preservative
Sampled @ 1235				
ETPH PCBs RCRA 8 Metals SVOCs				

Dup-1 for all analysis

Well Purging-Groundwater Sampling Form

Weston & Sampson

Page 1 of 1

Project Name: Sunday PNC
Project #:
Date: March 26 2019
Well ID: CCA-3
Well Diameter: 2"
Casing Type:
Initial Depth to Water: 13.1
Total Depth: 17.25
Screen Length:
Pumping Method: Low flow - peristaltic pump
Tube Intake Set at: 15.50'
Depth to Water with Tube: 13.10'
Sampled By: MP
Tube Diameter: 0.25"
Notes:

Instrument Info
Flow Thru Cell: YSI
Turbidity Meter: LaMotte

Condition	Visual ID		Well Cap		Lock		Collar	
	(Y)	N	(Y)	N	Y	(N)	Good	(Damaged)

Comments on Well Condition: No bolts

Purge Start Time: 1105

Time	Flow	DTW	PH	ORP	Temp	SpC	DO	Turb	Comments
Units	mL\min	Ft.	Units	mV	°C	mS/cm	mg\L	NTU's	
Min	ml/min	Not to exceed 0.3'	+/- 0.1	+/- 10	+/- 3%	+/- 3%	+/- 10% or 3 >0.5	+/- 10% or 3>5	
1105	140	13.4	6.16	174.6	9.1	314.1	11.13	8.65	
1100		13.46	6.06	179.8	9.2	746	10.42	9.16	
1109		13.52	6.05	175.6	9.9	766	10.25	10.27	
1112		13.55	6.17	172.2	9.2	800	10.40	12.26	
1115		13.62	6.20	171.7	9.7	810	10.15	12.43	
1115	↓	13.65	6.23	171.2	9.2	3.5	10.01	12.02	

Sample(s) Collected	Time	Color	Odor	Preservative
Sampled @ 1120 for ETPH PCBs VOCs RCRA 8 Metals				

Well Purging-Groundwater Sampling Form

Weston & Sampson

Page 1 of 1

Project Name: Simsbury AWC
Project #:
Date: March 26 2019
Well ID: MW-T3
Well Diameter: 4"
Casing Type: PVC
Initial Depth to Water: 8.65'
Total Depth: 16.85'
Screen Length:
Pumping Method: low flow peristaltic pump
Tube Intake Set at: 13.0'
Depth to Water with Tube: 8.65'
Sampled By: MP
Tube Diameter: 0.25"
Notes:

Instrument Info
Flow Thru Cell: YSI
Turbidity Meter: LaMotte

Condition	Visual ID		Well Cap		Lock		Collar	
	(Y)	N	(Y)	N	Y	(N)	Good	(Damaged)

Comments on Well Condition: NJ parts

Purge Start Time: 920

Time	Flow	DTW	PH	ORP	Temp	SpC	DO	Turb	Comments
Units	mL\min	Ft	Units	mV	°C	mS/cm	mg\L	NTU's	
Min	ml/min	Not to exceed 0.3'	+/- 0.1	+/- 10	+/- 3%	+/- 3%	+/- 10% or 3 >0.5	+/- 10% or 3>5	
927	150	8.55'	6.28	102.6	11.4	152.6	3.01	2.43	
930		9.00	7.35	124.1	11.2	136.2	3.93	3.21	
933		9.00	6.64	133.3	11.4	128.7	3.20	2.65	
936		9.00	6.49	121.6	11.2	127.3	1.95	1.75	
939		9.08	6.42	125.9	11.1	127.0	2.00	2.24	
942		9.08	6.31	122.5	11.1	126.6	1.96	2.36	
945		9.10	6.30	116.0	11.2	126.2	1.76	3.21	
948		9.15	6.29	112.1	11.2	126.0	1.71	2.42	
951		9.15	6.28	107.2	11.2	125.8	1.70	3.45	

Sample(s) Collected	Time	Color	Odor	Preservative
Sampled @ 955 for ETPH				

Well Purging-Groundwater Sampling Form

Weston & Sampson

Page 1 of 1

Project Name: Simsbury AWC
Project #:
Date: March 26 2026
Well ID: MW-116
Well Diameter: 2"
Casing Type: PVC
Initial Depth to Water: 6.65'
Total Depth: 16.85'
Screen Length:
Pumping Method: Low Flow - Peristaltic
Tube Intake Set at: 12.0'
Depth to Water with Tube: 6.65'
Sampled By: AP
Tube Diameter: 0.25"
Notes:

Instrument Info
Flow Thru Cell: YSI
Turbidity Meter: LaMotte

Condition	Visual ID		Well Cap		Lock		Collar	
	(Y)	N	(Y)	N	Y	(N)	Good	(Damaged)

Comments on Well Condition: No bolts

Purge Start Time: 1000

Time	Flow	DTW	PH	ORP	Temp	SpC	DO	Turb	Comments
Units	mL\min	Ft.	Units	mV	°C	mS/cm	mg\L	NTU's	
Min	ml/min	Not to exceed 0.3'	+/- 0.1	+/- 10	+/- 3%	+/- 3%	+/- 10% or 3 >0.5	+/- 10% or 3>5	
1020	150	6.65	6.73	134.0	10.0	59.4	11.12	5.36	
1023	↓	6.65	6.69	135.2	9.9	59.3	10.81	6.25	
1026		6.65	6.65	136.1	9.7	59.3	11.32	6.39	
1029		6.65	6.63	136.6	9.7	59.0	11.19	6.42	

Sample(s) Collected	Time	Color	Odor	Preservative
Sampled @ for ETPH RCRA 8 Metals				

Well Purging-Groundwater Sampling Form

Weston & Sampson

Page 1 of 1

Project Name: Simsbury AWC
Project #:
Date: 3/26/19
Well ID: MW-16
Well Diameter: 4"
Casing Type: PVC
Initial Depth to Water: 9.25
Total Depth: 14.10'
Screen Length:
Pumping Method: LF - PERISTALTIC
Tube Intake Set at: 12.0'
Depth to Water with Tube: 9.25'
Sampled By: WJS
Tube Diameter: 0.25"
Notes:

Instrument Info
Flow Thru Cell: YSI
Turbidity Meter: Lamotte 2020

Condition	Visual ID		Well Cap		Lock		Collar	
	Y	N	Y	N	Y	N	Good	Damaged

Comments on Well Condition: No bolts

Purge Start Time:

Time	Flow	DTW	PH	ORP	Temp	SpC	DO	Turb	Comments
Units	mL\min	Ft.	Units	mV	°C	mS/cm	mg\L	NTU's	
Min	ml/min	Not to exceed 0.3'	+/- 0.1	+/- 10	+/- 3%	+/- 3%	+/- 10% or 3 >0.5	+/- 10% or 3>5	
1025	150	9.32	7.36	214	7.0	.095	14.00	4.25	
1030	150	9.33	6.80	226	7.3	.086	12.28	1.55	
1035	150	9.33	6.62	228	7.5	.085	11.41	0.71	
1040	150	9.34	6.59	227	7.4	.084	13.45	0.65	
1045	150	9.34	6.55	227	7.5	.083	13.78	0.70	
1050	150	9.34	6.54	227	7.4	.083	14.06	0.59	

Sample(s) Collected	Time	Color	Odor	Preservative
ETPH SVOCs	1050			

Well Purging-Groundwater Sampling Form

Weston & Sampson

Page 1 of 1

Project Name: Simsbury PWC
Project #:
Date: 3/26/19
Well ID: MW-202
Well Diameter: 2"
Casing Type: PVC
Initial Depth to Water: 8.00
Total Depth: 19.0'
Screen Length: 10'
Pumping Method: LF-PERISTALTIC
Tube Intake Set at: 12.00'
Depth to Water with Tube: 8.00'
Sampled By: WVS
Tube Diameter: 0.25"
Notes:

Instrument Info
Flow Thru Cell: YSI
Turbidity Meter: MICROTPW

Condition	Visual ID		Well Cap		Lock		Collar	
	Y	N	(Y)	N	Y	(N)	(Good)	Damaged

Comments on Well Condition: NO well cover

Purge Start Time:

Time	Flow	DTW	PH	ORP	Temp	SpC	DO	Turb	Comments
Units	mL\min	Ft.	Units	mV	°C	mS/cm	mg\L	NTU's	
Min	ml/min	Not to exceed 0.3'	+/- 0.1	+/- 10	+/- 3%	+/- 3%	+/- 10% or 3 >0.5	+/- 10% or 3>5	
925	150	8.07	9.42	113	9.2	.532	11.98	10.25	
930	150	8.10	7.80	175	9.2	.425	10.94	6.25	
935	150	8.11	7.13	195	9.3	.412	10.93	4.50	
940	150	8.12	6.91	202	9.3	.420	11.07	1.02	
945	150	8.12	6.77	207	9.5	.410	10.72	0.67	
950	150	8.13	6.61	216	9.4	.420	10.81	0.39	
955	150	8.13	6.57	218	9.3	.414	11.02	0.30	
1000	150	8.14	6.58	221	9.3	.411	10.95	0.25	

Sample(s) Collected	Time	Color	Odor	Preservative
ETPH	1000			

Well Purging-Groundwater Sampling Form

Weston & Sampson

Page 1 of 1

Project Name: Simsbury AWC
Project #:
Date: 3/26/19
Well ID: MW-15
Well Diameter: 4
Casing Type: PVC
Initial Depth to Water: 10.44
Total Depth: 14.25'
Screen Length:
Pumping Method: LF-Peristaltic
Tube Intake Set at: 12.50
Depth to Water with Tube: 10.44
Sampled By: WVS
Tube Diameter: 0.25"
Notes:

Instrument Info
Flow Thru Cell: YSI
Turbidity Meter: Lamotte 2020

Condition	Visual ID		Well Cap		Lock		Collar	
	(Y)	N	(Y)	N	Y	(N)	(Good)	Damaged

Comments on Well Condition: No bolts

Purge Start Time:

Time	Flow	DTW	PH	ORP	Temp	SpC	DO	Turb	Comments
Units	mL\min	Ft.	Units	mV	°C	mS/cm	mg\L	NTU's	
Min	ml/min	Not to exceed 0.3'	+/- 0.1	+/- 10	+/- 3%	+/- 3%	+/- 10% or 3 >0.5	+/- 10% or 3>5	
1125	155	10.50	6.48	232	9.3	.242	11.39	4.25	
1130	150	10.52	6.51	228	9.6	.247	10.93	1.00	
1135	150	10.53	6.53	226	9.7	.253	10.20	0.75	
1140	150	10.55	6.55	225	9.8	.258	10.43	0.41	
1145	150	10.56	6.56	224	9.8	.266	9.70	0.37	
1150	150	10.56	6.57	223	9.9	.274	10.22	0.30	
1155	150	10.57	6.56	223	9.9	.280	10.01	0.27	
1200	150	10.57	6.57	222	9.9	.282	9.73	0.25	

Sample(s) Collected	Time	Color	Odor	Preservative
ETPH	1200			

Well Purging-Groundwater Sampling Form

Weston & Sampson

Page 1 of 1

Project Name: Simsbury Ave
Project #:
Date: 3/26/19
Well ID: MW-203
Well Diameter: 2"
Casing Type: PVC
Initial Depth to Water: 8.53
Total Depth: 20.00'
Screen Length: 10'
Pumping Method: LF-peristaltic
Tube Intake Set at: 13.50'
Depth to Water with Tube: 8.53
Sampled By: WVS
Tube Diameter: 0.25"
Notes:

Instrument Info
Flow Thru Cell: YSI
Turbidity Meter: Lamotte 2020

Condition	Visual ID		Well Cap		Lock		Collar	
	(Y)	N	(Y)	N	Y	(N)	Good	(Damaged)

Comments on Well Condition: Well Cover cracked - No bolts

Purge Start Time:

Time	Flow	DTW	PH	ORP	Temp	SpC	DO	Turb	Comments
Units	mL\min	Ft.	Units	mV	°C	mS/cm	mg\L	NTU's	
Min	ml/min	Not to exceed 0.3'	+/- 0.1	+/- 10	+/- 3%	+/- 3%	+/- 10% or 3 >0.5	+/- 10% or 3>5	
1215	150	8.56	6.94	229	12.20	.213	11.60	12.65	
1220	150	8.56	6.91	228	12.1	.211	11.11	5.00	
1225	150	8.56	6.88	228	12.1	.208	11.60	1.65	
1230	150	8.56	6.87	228	12.2	.208	10.45	0.72	
1235	150	8.56	6.86	228	12.2	.209	10.61	0.50	

Sample(s) Collected	Time	Color	Odor	Preservative
ETPH, PCBs	1240			

Well Purging-Groundwater Sampling Form

Weston & Sampson

Page 1 of 1

Project Name: Simsbury Ave
Project #:
Date: 3/26/19
Well ID: MW-10
Well Diameter: 2"
Casing Type: PVC
Initial Depth to Water: 9.30
Total Depth: 15.70'
Screen Length:
Pumping Method: LF - PERISTALTIC
Tube Intake Set at: 12.0'
Depth to Water with Tube: 9.30'
Sampled By: WWS
Tube Diameter: 0.25"
Notes:

Instrument Info
Flow Thru Cell YSI
Turbidity Meter Lamotte 2020

Condition	Visual ID		Well Cap		Lock		Collar	
	Y	N	Y	N	Y	N	Good	Damaged

Comments on Well Condition No Bolts

Purge Start Time

Time	Flow	DTW	PH	ORP	Temp	SpC	DO	Turb	Comments
Units	mL\min	Ft.	Units	mV	°C	mS/cm	mg\L	NTU's	
Min	ml/min	Not to exceed 0.3'	+/- 0.1	+/- 10	+/- 3%	+/- 3%	+/- 10% or 3 >0.5	+/- 10% or 3>5	
1300	150	9.35	6.68	257	12.2	.291	10.51	3.62	
1305	150	9.36	6.60	255	12.2	.290	9.54	3.10	
1310	150	9.36	6.57	254	12.1	.289	9.81	1.95	
1315	150	9.36	6.53	253	12.1	.294	9.73	1.47	
1320	150	9.37	6.54	252	12.0	.300	9.52	1.55	
1325	150	9.37	6.53	252	12.0	.302	9.14	1.05	
1330	150	9.37	6.51	251	12.0	.303	9.26	0.80	

Sample(s) Collected	Time	Color	Odor	Preservative
ETPH, VOCs, SVOCs, Total Lead Dup @ for VOCs	1330			

Well Purging-Groundwater Sampling Form

Weston & Sampson

Page 1 of 1

Project Name: Simsbury AWC
Project #:
Date: 3/26/19
Well ID: MW-2A
Well Diameter: 4"
Casing Type: PVC
Initial Depth to Water: 9.87
Total Depth:
Screen Length:
Pumping Method: Low Flow - PERISTALTIC
Tube Intake Set at: 12.50'
Depth to Water with Tube: 9.87
Sampled By: WVS
Tube Diameter: 0.25"
Notes:

Instrument Info
Flow Thru Cell: YSI
Turbidity Meter: Lamotte 2020

Condition	Visual ID		Well Cap		Lock		Collar	
	(Y)	N	(Y)	N	Y	(N)	(Good)	Damaged

Comments on Well Condition: NO bolts

Purge Start Time:

Time	Flow	DTW	PH	ORP	Temp	SpC	DO	Turb	Comments
Units	mL\min	Ft.	Units	mV	°C	mS/cm	mg\L	NTU's	
Min	ml/min	Not to exceed 0.3'	+/- 0.1	+/- 10	+/- 3%	+/- 3%	+/- 10% or 3 >0.5	+/- 10% or 3>5	
1410	150	9.91	6.84	260	11.4	.715	12.63	1.30	
1415	150	9.91	6.88	259	11.3	.755	9.86	1.15	
1420	150	9.91	6.91	257	11.1	.758	10.23	0.88	
1425	150	9.91	6.93	256	11.2	.760	10.24	0.70	
1430	150	9.91	6.92	255	11.7	.757	9.98	0.55	

Sample(s) Collected	Time	Color	Odor	Preservative
ETPH, VOCs, SVOCs, LEAD	1430			

Well Purging-Groundwater Sampling Form

Weston & Sampson

Page 1 of 1

Project Name: Simsbury AWC
Project #:
Date: 3/27/19
Well ID: CCA 5
Well Diameter: 2"
Casing Type: PVC
Initial Depth to Water: 9.90
Total Depth: 19.10'
Screen Length:
Pumping Method: LF - PERISTALTIC
Tube Intake Set at: 13.0'
Depth to Water with Tube: 9.90'
Sampled By: WJS
Tube Diameter: 0.25"
Notes:

Instrument Info
Flow Thru Cell: YSI
Turbidity Meter: LaMotte 2020

Condition	Visual ID		Well Cap		Lock		Collar	
	(Y)	N	(Y)	N	Y	(N)	(Good)	Damaged

Comments on Well Condition

Purge Start Time

Time	Flow	DTW	PH	ORP	Temp	SpC	DO	Turb	Comments
Units	mL\min	Ft.	Units	mV	°C	mS/cm	mg\L	NTU's	
Min	ml/min	Not to exceed 0.3'	+/- 0.1	+/- 10	+/- 3%	+/- 3%	+/- 10% or 3 >0.5	+/- 10% or 3>5	
1315	150	9.94	6.33	265	9.7	.237	10.50	2.87	
1320	150	9.94	6.34	263	9.6	.242	11.25	2.67	
1325	150	9.95	6.36	261	9.6	.239	10.96	2.15	
1330	150	9.95	6.36	260	9.6	.239	10.90	2.05	
1335	150	9.95	6.37	258	9.8	.238	10.94	1.85	

Sample(s) Collected	Time	Color	Odor	Preservative
ETPH	1340			

Well Purging-Groundwater Sampling Form

Weston & Sampson

Page 1 of 1

Project Name: Simsbury Ave
Project #:
Date: 3/27/19
Well ID: CC.A-2
Well Diameter: 2"
Casing Type: PVC
Initial Depth to Water: 9.24'
Total Depth: 19.75'
Screen Length:
Pumping Method: LF-PERISTALTIC
Tube Intake Set at: 14.0'
Depth to Water with Tube: 9.24'
Sampled By: WUS
Tube Diameter: 0.25"
Notes:

Instrument Info
Flow Thru Cell: YSI
Turbidity Meter: Lamotte 2020

Condition	Visual ID		Well Cap		Lock		Collar	
	(Y)	N	(Y)	N	Y	(N)	(Good)	Damaged

Comments on Well Condition: No bolts

Purge Start Time:

Time	Flow	DTW	PH	ORP	Temp	SpC	DO	Turb	Comments
Units	mL\min	Ft.	Units	mV	°C	mS/cm	mg\L	NTU's	
Min	ml/min	Not to exceed 0.3'	+/- 0.1	+/- 10	+/- 3%	+/- 3%	+/- 10% or 3 >0.5	+/- 10% or 3>5	
945	150	9.29	7.24	217	9.5	.297	10.76	6.05	
950	150	9.30	6.27	229	9.8	.283	7.24	3.15	
955	150	9.30	6.24	230	9.9	.281	6.53	1.50	
1000	150	9.30	6.24	229	9.6	.285	6.81	1.25	

Sample(s) Collected	Time	Color	Odor	Preservative
ETPH	1000			

Well Purging-Groundwater Sampling Form

Weston & Sampson

Page 1 of 1

Project Name: Simsbury Ave
Project #:
Date: 3/27/19
Well ID: MW-TRW-1
Well Diameter: 4"
Casing Type: PVC
Initial Depth to Water: 7.42
Total Depth: 17'
Screen Length:
Pumping Method: Low Flow - PERISTALTIC
Tube Intake Set at: 10.50
Depth to Water with Tube: 7.42
Sampled By: WVS
Tube Diameter: 0.25"
Notes:

Instrument Info
Flow Thru Cell: YSI
Turbidity Meter: Lamotte 2020

Condition	Visual ID		Well Cap		Lock		Collar	
	(Y)	N	(Y)	N	Y	(N)	(Good)	Damaged

Comments on Well Condition

Purge Start Time

Time	Flow	DTW	PH	ORP	Temp	SpC	DO	Turb	Comments
Units	mL\min	Ft.	Units	mV	°C	mS/cm	mg\L	NTU's	
Min	ml/min	Not to exceed 0.3'	+/- 0.1	+/- 10	+/- 3%	+/- 3%	+/- 10% or 3 >0.5	+/- 10% or 3>5	
1030	150	7.45	6.89	181	9.6	.104	2.88	4.87	
1035	150	7.45	6.97	113	9.2	.103	2.14	3.51	
1040	150	7.45	6.92	92	9.2	.102	2.82	2.00	
1045	150	7.44	6.93	78	8.9	.102	2.45	1.77	
1050	150	7.44	6.94	75	8.9	.102	2.51	1.66	
1055	150	7.45	6.93	76	9.1	.102	2.62	1.60	

Sample(s) Collected	Time	Color	Odor	Preservative
ETPH RCRA 8 METALS	1100			

Well Purging-Groundwater Sampling Form

Weston & Sampson

Page 1 of 1

Project Name: Simsbury Ave
Project #:
Date: 3/27/19
Well ID: MW-11a
Well Diameter: 2"
Casing Type: PVC
Initial Depth to Water: 8.11
Total Depth: 13.10'
Screen Length:
Pumping Method: LE - PERISTALTIC
Tube Intake Set at: 12.0'
Depth to Water with Tube: 8.11'
Sampled By: WVS
Tube Diameter: 0.25"
Notes:

Instrument Info
Flow Thru Cell: YSI
Turbidity Meter: Lamotte 2020

Condition	Visual ID		Well Cap		Lock		Collar	
	(Y)	N	Y	(N)	Y	(N)	(Good)	Damaged

Comments on Well Condition: No bolts or pluger cap

Purge Start Time:

Time	Flow	DTW	PH	ORP	Temp	SpC	DO	Turb	Comments
Units	mL\min	Ft.	Units	mV	°C	mS/cm	mg\L	NTU's	
Min	ml/min	Not to exceed 0.3'	+/- 0.1	+/- 10	+/- 3%	+/- 3%	+/- 10% or 3 >0.5	+/- 10% or 3>5	
1120	150	8.17	6.73	187	~~692~~ 10.5	.692	9.17	12.50	
1125	150	8.18	6.55	190	10.9	.715	7.67	9.85	
1130	150	8.18	6.50	198	11.0	.741	7.61	5.68	
1135	150	8.19	6.48	204	11.0	.761	7.68	5.16	
1140	150	8.19	6.48	206	11.0	.761	7.69	4.86	
1145	150	8.19	6.48	208	10.9	.764	8.02	4.70	
1150	150	8.19	6.48	210	11.0	.765	7.63	4.02	

Sample(s) Collected	Time	Color	Odor	Preservative
ETPH - SVOCs	1150			
VOCs				
LEAD				

Well Purging-Groundwater Sampling Form

Weston & Sampson

Page 1 of 1

Project Name: Simsbury AWC
Project #:
Date: 3/27/19
Well ID: MW-200
Well Diameter: 2"
Casing Type:
Initial Depth to Water: 9.60
Total Depth: 18.01
Screen Length: 10'
Pumping Method: Low Flow - Peristaltic
Tube Intake Set at: 13'
Depth to Water with Tube: 9.60'
Sampled By: WVS
Tube Diameter: 0.25"
Notes:

Instrument Info
Flow Thru Cell: YSI
Turbidity Meter: Lamotte 2020

Condition	Visual ID		Well Cap		Lock		Collar	
	(Y)	N	(Y)	N	Y	(N)	(Good)	Damaged

Comments on Well Condition

Purge Start Time

Time	Flow	DTW	PH	ORP	Temp	SpC	DO	Turb	Comments
Units	mL\min	Ft.	Units	mV	°C	mS/cm	mg\L	NTU's	
Min	ml/min	Not to exceed 0.3'	+/- 0.1	+/- 10	+/- 3%	+/- 3%	+/- 10% or 3 >0.5	+/- 10% or 3>5	
1245	150	9.65	6.80	228	10.6	.254	10.57	4.25	
1250	150	9.66	6.48	236	9.8	.243	9.63	1.75	
1255	150	9.66	6.47	244	9.3	.243	9.21	1.71	
1300	150	9.66	6.45	248	9.5	.241	8.61	1.47	
1305	150	9.67	6.44	251	9.6	.241	8.48	1.22	
1310	150	9.67	6.44	253	9.7	.241	8.45	1.15	

Sample(s) Collected	Time	Color	Odor	Preservative
ETPH	1315			

Well Purging-Groundwater Sampling Form

Weston & Sampson

Page 1 of 1

Project Name: Simsbury Area
Project #:
Date: 3/28/19
Well ID: MW-4R
Well Diameter: 2"
Casing Type: PVC
Initial Depth to Water: 8.65
Total Depth: 13.51'
Screen Length:
Pumping Method: LF-PERISTALTIC
Tube Intake Set at: 11.35'
Depth to Water with Tube: 8.65'
Sampled By: WS
Tube Diameter: 0.25"
Notes:

Instrument Info
Flow Thru Cell: YSI
Turbidity Meter: Lamotte 2020

Condition	Visual ID		Well Cap		Lock		Collar	
	(Y)	N	(Y)	N	Y	(N)	(Good)	Damaged

Comments on Well Condition: NO bolts

Purge Start Time:

Time	Flow	DTW	PH	ORP	Temp	SpC	DO	Turb	Comments
Units	mL\min	Ft.	Units	mV	°C	mS/cm	mg\L	NTU's	
Min	ml/min	Not to exceed 0.3'	+/- 0.1	+/- 10	+/- 3%	+/- 3%	+/- 10% or 3 >0.5	+/- 10% or 3>5	
910	150	8.70	7.81	268	~~9.4~~ 9.2	.347	8.90	34.0	
915	150	8.70	7.03	275	9.2	.419	7.04	23.3	
920	150	8.70	6.81	277	8.9	.518	7.12	15.2	
925	150	8.70	6.77	276	8.9	.608	5.77	13.7	
930	150	8.71	6.77	275	9.0	.646	6.55	13.5	
935	150	8.71	6.77	274	9.0	.683	6.49	13.6	
940	150	8.71	6.77	273	9.1	.694	6.48	10.5	
945	150	8.71	6.79	271	9.4	.719	5.90	8.37	
950	150	8.71	6.80	268	9.5	.733	6.16	5.77	
955	150	8.72	6.81	265	9.5	.780	5.80	4.96	
1000	150	8.72	6.81	262	9.6	.771	6.05	4.25	
1005	150	8.72	6.81	262	9.7	.773	6.10	3.96	

Sample(s) Collected	Time	Color	Odor	Preservative
ETPH, SVOCs	1010			
VOCs				
LEAD				

Well Purging-Groundwater Sampling Form

Weston & Sampson

Page 1 of 1

Project Name: Simsbury Ave
Project #:
Date: 3/28/19
Well ID: MW-AIR-1
Well Diameter: 2"
Casing Type: PVC
Initial Depth to Water: 10.05
Total Depth: 19.3'
Screen Length:
Pumping Method: Low Flow - PERISTALTIC
Tube Intake Set at: 14.50'
Depth to Water with Tube: 10.05'
Sampled By: WVS
Tube Diameter: 0.25"
Notes:

Instrument Info
Flow Thru Cell: YSI
Turbidity Meter: Lamotte 2020

Condition	Visual ID		Well Cap		Lock		Collar	
	(Y)	N	(Y)	N	Y	(N)	(Good)	Damaged

Comments on Well Condition: NO BOLTS

Purge Start Time:

Time	Flow	DTW	PH	ORP	Temp	SpC	DO	Turb	Comments
Units	mL\min	Ft.	Units	mV	°C	mS/cm	mg\L	NTU's	
Min	ml/min	Not to exceed 0.3'	+/- 0.1	+/- 10	+/- 3%	+/- 3%	+/- 10% or 3 >0.5	+/- 10% or 3>5	
1025	150	10.11	6.80	260	8.5	.388	9.52	7.65	
1030	150	10.11	6.21	264	8.6	.374	7.98	4.48	
1035	150	10.11	6.16	265	8.4	.375	8.20	4.05	
1040	150	10.12	6.15	265	8.5	.374	7.81	3.15	

Sample(s) Collected	Time	Color	Odor	Preservative
ETPH, SVOCs	1045			
VOCs				

Well Purging-Groundwater Sampling Form

Weston & Sampson

Page 1 of 1

Project Name: Simsbury Bus
Project #:
Date: 3/28/19
Well ID: CCA1
Well Diameter: 2"
Casing Type: PVC
Initial Depth to Water: 4.0
Total Depth: 13.96'
Screen Length:
Pumping Method: LE-PERISTALTIC
Tube Intake Set at: 10.0'
Depth to Water with Tube: 4.00'
Sampled By: WWS
Tube Diameter: 0.25"
Notes:

Instrument Info
Flow Thru Cell YSI
Turbidity Meter Lamotte 2020

Condition	Visual ID		Well Cap		Lock		Collar	
	(Y)	N	(Y)	N	Y	(N)	(Good)	Damaged

Comments on Well Condition

Purge Start Time

Time	Flow	DTW	PH	ORP	Temp	SpC	DO	Turb	Comments
Units	mL\min	Ft.	Units	mV	°C	mS/cm	mg\L	NTU's	
Min	ml/min	Not to exceed 0.3'	+/- 0.1	+/- 10	+/- 3%	+/- 3%	+/- 10% or 3 >0.5	+/- 10% or 3>5	
1115	150	4.30	6.45	290	7.2	.292	11.06	10.25	
1120	150	4.34	5.97	270	6.5	.279	6.69	6.65	
1125	150	4.37	5.81	258	6.5	.289	6.36	4.95	
1130	150	4.40	5.78	259	6.2	.285	6.40	4.55	
1135	150	4.42	5.77	261	6.1	.302	6.24	4.17	
1140	150	4.44	5.75	261	6.2	.308	6.10	3.35	
1145	150	4.47	5.76	262	6.2	.310	6.05	3.15	

Sample(s) Collected	Time	Color	Odor	Preservative
PCBs	1145			

well	DTW	DTB	Time
MW-6	~~8.99~~ 9.1	~~15.9~~ 15.9	~~8~~ 845
MW-4R	8.9	17.4	850
CCA-4	7.42	19.1	833
CCA-3	7.13	18	830
MW-201	7.79	17.6	837
MW-16	9.30	14.1	900
MW-203	9.10	19.68	840

taken @

DUP-1 SVOCs ETPH VOCs * MW-6

DUP-2 PCBs @ MW-203

Well Purging-Groundwater Sampling Form

Weston & Sampson

MW-4R Page 1 of 1

Project Name: Sims AWC Project #: Date: 6/25/19
Well ID: MW-4R Well Diameter: Casing Type:
Initial Depth to Water: 8.9 Total Depth: 17.4 Screen Length:
Pumping Method:
Tube Intake Set at: Depth to Water with Tube: Sampled By:
Tube Diameter: Notes:

Instrument Info
Flow Thru Cell YSI ProPlus Turbidity Meter MicroTPW

Condition	Visual ID		Well Cap		Lock		Collar	
	Y	N	Y	N	Y	N	Good	Damaged

Comments on Well Condition

Purge Start Time

Time	Flow	DTW	PH	ORP	Temp	SpC	DO	Turb	Comments
Units	mL\min	Ft.	Units	mV	°C	mS/cm	mg\L	NTU's	
Min	ml/min	Not to exceed 0.3'	+/- 0.1	+/- 10	+/- 3%	+/- 3%	+/- 10% or 3 >0.5	+/- 10% or 3>5	
1330	180	8.99	6.20	378.5	17.3	123.3	8.64		
1335			6.20	376.4	17.3	1237	8.80		
1340			6.18	370.0	17.4	1249	8.62		
1345			6.17	368.5	17.4	1252	8.60		
1350		↓	6.17	367.5	17.4	1252	8.59		

Sample(s) Collected	Time	Color	Odor	Preservative
B30				

Well Purging-Groundwater Sampling Form

Weston & Sampson

Page 1 of 1

Project Name: Simsbury AWC
Project #:
Date: 6/26/19
Well ID: MW-6
Well Diameter: 2"
Casing Type: PVC
Initial Depth to Water: 9.20'
Total Depth: 15.92
Screen Length: 10'
Pumping Method: low flow peristaltic pump
Tube Intake Set at: ~10.92'
Depth to Water with Tube: 9.20'
Sampled By: AP
Tube Diameter: 1/4"
Notes: Had trouble w/ pump

Instrument Info
Flow Thru Cell: YSI
Turbidity Meter: Micro TW CA# 20000

Condition	Visual ID		Well Cap		Lock		Collar	
	Y	N	Y	N	Y	N	Good	Damaged

Comments on Well Condition: * Missing bolts. ~~filled with~~ area outside PVC pipe covered in dirt

Purge Start Time: 1050 * bolts missing

Time	Flow	DTW	PH	ORP	Temp	SpC	DO	Turb	Comments
Units	mL\min	Ft.	Units	mV	°C	mS/cm	mg\L	NTU's	
Min	ml/min	Not to exceed 0.3'	+/- 0.1	+/- 10	+/- 3%	+/- 3%	+/- 10% or 3 >0.5	+/- 10% or 3>5	
1053	100	9.20						177.5	stirred from having pumping problems
1100		9.20						96.63	
1108		9.20						44.93	
1117		9.20						16.73	
1121		9.20	6.31	131.2	22.00	502.2	4.80	11.50	
1125		9.20	6.25	132.7	22.1	510.8	4.92	11.37	
1129		9.20	6.28	128.9	22.7	524	4.59	8.58	
1133		9.20	6.25	129.2	23.2	526	4.35	7.53	
1137		9.20	6.25	128.0	23.2	527	4.31	6.32	↘
1141		9.20	6.25	127.8	23.3	525	4.45	4.75	↘
1145	100	9.20	6.25	127.6	23.5	525	4.20	3.43	↘
1149									

Sample(s) Collected	Time	Color	Odor	Preservative
ETPH SVOCs VOCs				ETPH → I
DUP-2 Same analysis	1146	No	No	SVOCs → I
				VOCs → I+H

Well Purging-Groundwater Sampling Form

Weston & Sampson

Page 1 of 1

Project Name: Simsbury AWC
Project #:
Date: 6/26/19
Well ID: MW-203
Well Diameter: 2"
Casing Type: PVC
Initial Depth to Water: 9.10'
Total Depth: 19.68'
Screen Length: ~~10~~ 10'
Pumping Method: Low flow Peristaltic Pump
Tube Intake Set at: ~19'
Depth to Water with Tube: 9.10'
Sampled By: AP
Tube Diameter: 1/4"
Notes:

Instrument Info
Flow Thru Cell: YSI
Turbidity Meter: Micro TW CA# 20000

Condition	Visual ID		Well Cap		Lock		Collar	
	(Y)	N	(Y)	N	Y	(N)	Good	(Damaged)

Comments on Well Condition: Broken from side. Bolts missing

Purge Start Time: 942

Time	Flow	DTW	PH	ORP	Temp	SpC	DO	Turb	Comments
Units	mL\min	Ft.	Units	mV	°C	mS/cm	mg\L	NTU's	
Min	ml/min	Not to exceed 0.3'	+/- 0.1	+/- 10	+/- 3%	+/- 3%	+/- 10% or 3 >0.5	+/- 10% or 3>5	
948	100	9.10						8.51	
~~955~~ 1001		9.10			19.4	457.6		28.77	
1001		9.10	6.54	129.3	19.4	487.6	10.22	11.02	
1005		9.10	6.57	127.2	19.6	459.1	7.82	6.02	
1009		9.10	6.46	129.1	19.5	451.2	7.33	3.18	↘
1013	↓	9.10	6.46	132.0	19.8	451.6	7.27	3.53	↘
1017	100	9.10	6.46	129.3	19.8	452.7	7.31	3.31	↘
1021									

Sample(s) Collected	Time	Color	Odor	Preservative
PCBs → DUP-1 same analysis	1019	No	No	I → PCB

CCA-4

Well Purging-Groundwater Sampling Form

Weston & Sampson

Page 1 of 1

Project Name: Simsbury | Project #: | Date:
Well ID: CCA-4 | Well Diameter: | Casing Type:
Initial Depth to Water: 7.4 | Total Depth: 19.1 | Screen Length: 10
Pumping Method: Peristaltic
Tube Intake Set at: 14 | Depth to Water with Tube: | Sampled By: AWS
Tube Diameter: | Notes:

Instrument Info
Flow Thru Cell: YSI Pro Plus | Turbidity Meter:

Condition	Visual ID		Well Cap		Lock		Collar	
	Y	N	Y	N	Y	N	Good	Damaged

Comments on Well Condition: full of sediment all the way up to top of well (Box)

Purge Start Time:

Time	Flow	DTW	PH	ORP	Temp	SpC	DO	Turb	Comments
Units	mL\min	Ft.	Units	mV	°C	mS/cm	mg\L	NTU's	
Min	ml/min	Not to exceed 0.3'	+/- 0.1	+/- 10	+/- 3%	+/- 3%	+/- 10% or 3 >0.5	+/- 10% or 3>5	
850	180	7.42	6.65	320.3	18.8	95.7	7.08	10.43	
855	↓	7.42	6.63	319.2	18.8	95.8	7.09	11.00	
900		7.42	6.61	319.6	18.9	95.7	7.11	11.02	
905		7.42	6.60	320.1	18.9	95.7	7.10	10.98	
9									

Sample(s) Collected	Time	Color	Odor	Preservative
Sample @ 945 SVOCs + ETPH				

Well Purging-Groundwater Sampling Form MW-16

Weston & Sampson

Page 1 of 1

Project Name: Simsbury AWC
Project #:
Date: 6/26/19
Well ID: MW-16
Well Diameter:
Casing Type:
Initial Depth to Water: 9.3
Total Depth: 14
Screen Length: 10
Pumping Method:
Tube Intake Set at:
Depth to Water with Tube:
Sampled By: AVB
Tube Diameter:
Notes:

Instrument Info
Flow Thru Cell
Turbidity Meter

Condition	Visual ID		Well Cap		Lock		Collar	
	Y	N	Y	N	Y	N	Good	Damaged

Comments on Well Condition

Purge Start Time

Time	Flow	DTW	PH	ORP	Temp	SpC	DO	Turb	Comments
Units	mL\min	Ft.	Units	mV	°C	mS/cm	mg\L	NTU's	
Min	ml/min	Not to exceed 0.3'	+/- 0.1	+/- 10	+/- 3%	+/- 3%	+/- 10% or 3 >0.5	+/- 10% or 3>5	
1100	190	9.31	6.88	359.5	14.0	63.5	9.26	1.7	
1105	↓	9.31	6.83	358.7	13.9	63.6	9.27	0.98	
1110		9.32	6.80	358.9	14.0	63.3	9.20	1.3	
1115	↓	↓	6.80	359.2	13.8	63.1	9.27	0.99	

Sample(s) Collected	Time	Color	Odor	Preservative
Sampled @ 1130				
EPH + VOCs				

Well Purging-Groundwater Sampling Form MW-201

Weston & Sampson

Page 1 of 1

Project Name: Sunsbury AWC Project #: Date: 6/26/19
Well ID: MW-201 Well Diameter: Casing Type:
Initial Depth to Water: 7.8 Total Depth: 17.6 Screen Length:
Pumping Method:
Tube Intake Set at: Depth to Water with Tube: Sampled By:
Tube Diameter: Notes:

Instrument Info
Flow Thru Cell Turbidity Meter

Condition	Visual ID		Well Cap		Lock		Collar	
	Y	N	Y	N	Y	N	Good	Damaged

Comments on Well Condition

Purge Start Time

Time	Flow	DTW	PH	ORP	Temp	SpC	DO	Turb	Comments
Units	mL\min	Ft.	Units	mV	°C	mS/cm	mg\L	NTU's	
Min	ml/min	Not to exceed 0.3'	+/- 0.1	+/- 10	+/- 3%	+/- 3%	+/- 10% or 3 >0.5	+/- 10% or 3>5	
1145	190	7.85	6.12	392.3	16.8	187.8	7.47	68.4	* Unable to pump this morning but AK continued set to pump High Turb prob a result of mixing up well - let rest for 3.5 hrs
1150	↓	↓	6.10	392.1	16.8	187.6	7.48	32.33	
1155			6.06	391.6	16.7	187.6	7.36	13.27	
1200			6.04	391.6	16.8	187.2	7.34	13.01	
1205			6.04	389.9	16.9	186.7	7.36	13.36	

Sample(s) Collected	Time	Color	Odor	Preservative
Sampled @ 1230 ETPH				

Well Purging-Groundwater Sampling Form CCA-3

Weston & Sampson

Page 1 of 1

Project Name: Sims AWC Project #: Date: 6/26/19
Well ID: CCA-3 Well Diameter: Casing Type: PVC
Initial Depth to Water: 7.13 Total Depth: 18 Screen Length: 10
Pumping Method:
Tube Intake Set at: Depth to Water with Tube: Sampled By:
Tube Diameter: Notes:

Instrument Info
Flow Thru Cell YSI Pro Plus Turbidity Meter Micro TPW

Condition	Visual ID		Well Cap		Lock		Collar	
	Y	N	Y	N	Y	N	Good	Damaged

Comments on Well Condition

Purge Start Time

Time	Flow	DTW	PH	ORP	Temp	SpC	DO	Turb	Comments
Units	mL\min	Ft.	Units	mV	°C	mS/cm	mg\L	NTU's	
Min	ml/min	Not to exceed 0.3'	+/- 0.1	+/- 10	+/- 3%	+/- 3%	+/- 10% or 3 >0.5	+/- 10% or 3>5	
1000	190	7.12	6.96	342.8	13.0	821	10.16	6.76	
1005	↓	7.13	6.95	342.3	13.1	825	10.20	7.00	
1010		7.13	6.93	341.9	13.1	823	10.18	7.02	
1015		7.13	6.91	341.7	13.2	836	10.22	7.13	

Sample(s) Collected	Time	Color	Odor	Preservative
Sampled @ 1030				

Well Purging-Groundwater Sampling Form

Weston & Sampson

Page 1 of 1

Project Name: Sunshine Ave Project #: Date: 9/19/19
Well ID: MW-203 Well Diameter: 2" Casing Type: PVC
Initial Depth to Water: 11.42' Total Depth: 20.00' Screen Length: 10'
Pumping Method: LF-Peristaltic
Tube Intake Set at: 15.00' Depth to Water with Tube: 11.42' Sampled By: WVS
Tube Diameter: 0.25" Notes:

Instrument Info
Flow Thru Cell YSI Turbidity Meter MicroTPW

Condition	Visual ID		Well Cap		Lock		Collar	
	Y	(N)	Y	(N)	Y	(N)	Good	(Damaged)

Comments on Well Condition collar slightly damaged

Purge Start Time

Time	Flow	DTW	PH	ORP	Temp	SpC	DO	Turb	Comments
Units	mL\min	Ft.	Units	mV	°C	mS/cm	mg\L	NTU's	
Min	ml/min	Not to exceed 0.3'	+/- 0.1	+/- 10	+/- 3%	+/- 3%	+/- 10% or 3 >0.5	+/- 10% or 3>5	
1345	150	11.45'	6.35	183.7	20.23	.439	9.98	14.50	
1350	150	11.45'	6.28	190.1	20.20	.441	9.95	7.25	
1355	150	11.45'	6.26	192.3	20.28	.442	9.97	6.92	
1400	150	11.45'	6.24	194.4	20.30	.442	9.94	6.80	

Sample(s) Collected	Time	Color	Odor	Preservative
PCBs + Dup-2 (PCBs)	1401			

Well Purging-Groundwater Sampling Form

Weston & Sampson

Page 1 of 1

Project Name: Simsbury Amc. Project #: 2190495 Date: 9/19/19
Well ID: MW-6 Well Diameter: 2" Casing Type: PVC
Initial Depth to Water: 11.51 Total Depth: 16.60' Screen Length: 10'
Pumping Method: LF-Peristaltic
Tube Intake Set at: 13.00' Depth to Water with Tube: Sampled By: WVS
Tube Diameter: 0.25" Notes:

Instrument Info
Flow Thru Cell YSI Turbidity Meter MICROTPW

Condition	Visual ID		Well Cap		Lock		Collar	
	(Y)	N	(Y)	N	Y	(N)	(Good)	Damaged

Comments on Well Condition

Purge Start Time

Time	Flow	DTW	PH	ORP	Temp	SpC	DO	Turb	Comments
Units	mL\min	Ft.	Units	mV	°C	mS/cm	mg\L	NTU's	
Min	ml/min	Not to exceed 0.3'	+/- 0.1	+/- 10	+/- 3%	+/- 3%	+/- 10% or 3 >0.5	+/- 10% or 3>5	
1045	145	11.53	6.29	142.1	20.99	.197	9.65	8.25	
1050	145	11.53	6.25	158.2	21.25	.196	9.01	6.12	
1055	145	11.54	6.20	167.2	21.47	.201	8.65	4.61	
1100	145	11.54	6.18	179.4	21.63	.208	8.58	4.20	
1105	145	11.54	6.17	194.2	21.72	.217	8.60	3.25	
1110	145	11.54	6.17	197.1	21.76	.218	8.59	3.15	
1115	145	11.54	6.17	198.3	21.85	.219	8.61	2.95	

Sample(s) Collected	Time	Color	Odor	Preservative
	1115			
Dup-1 - ETPH, PAHs, VOCs				

Well Purging-Groundwater Sampling Form

Weston & Sampson

Page 1 of 1

Project Name: Simsbury Awc
Project #: 2190495
Date: 9/19/19
Well ID: MW-101
Well Diameter: 2"
Casing Type: Pvc
Initial Depth to Water: 11.43
Total Depth: 19.50'
Screen Length: 10'
Pumping Method: LF- Peristaltic
Tube Intake Set at: 15.00'
Depth to Water with Tube: 11.43'
Sampled By: WVS
Tube Diameter: 0.25"
Notes:

Instrument Info
Flow Thru Cell: YSI
Turbidity Meter: MicroTPW

Condition	Visual ID		Well Cap		Lock		Collar	
	Y	(N)	(Y)	N	Y	(N)	(Good)	Damaged

Comments on Well Condition

Purge Start Time

Time	Flow	DTW	PH	ORP	Temp	SpC	DO	Turb	Comments
Units	mL\min	Ft.	Units	mV	°C	mS/cm	mg\L	NTU's	
Min	ml/min	Not to exceed 0.3'	+/- 0.1	+/- 10	+/- 3%	+/- 3%	+/- 10% or 3 >0.5	+/- 10% or 3>5	
1000	145	11.46'	6.47	32.5	19.99	.230	7.73	21.99	
1005	145	11.46'	6.28	36.8	20.34	.224	7.60	6.70	
1010	145	11.46	6.19	37.0	19.17	.233	8.27	5.23	
1015	145	11.46'	6.17	37.1	19.02	.232	8.41	5.20	
1020	145	11.46'	6.16	36.8	19.14	.232	8.35	4.81	

Sample(s) Collected	Time	Color	Odor	Preservative
only 1 amber	1020			

Well Purging-Groundwater Sampling Form

Weston & Sampson

Page 1 of 1

Project Name: Simsbury AWC Project #: 2190495 Date: 9/19/19
Well ID: CCA-4 Well Diameter: 2" Casing Type: PVC
Initial Depth to Water: 8.05' Total Depth: 19.00' Screen Length: 10'
Pumping Method: LF-Peristaltic
Tube Intake Set at: 12.00' Depth to Water with Tube: 8.05' Sampled By: WVS
Tube Diameter: 0.25" Notes:

Instrument Info
Flow Thru Cell: YSI Turbidity Meter: MicroTPW

Condition	Visual ID		Well Cap		Lock		Collar	
	Y	N	Y	N	Y	N	Good	Damaged
		(N)	(Y)			(N)	(Good)	

Comments on Well Condition

Purge Start Time

Time	Flow	DTW	PH	ORP	Temp	SpC	DO	Turb	Comments
Units	mL\min	Ft.	Units	mV	°C	mS/cm	mg\L	NTU's	
Min	ml/min	Not to exceed 0.3'	+/- 0.1	+/- 10	+/- 3%	+/- 3%	+/- 10% or 3 >0.5	+/- 10% or 3>5	
900	145	8.07	6.91	-180.2	20.05	.097	7.05	7.50	
905	145	8.07	6.80	-170.2	20.20	.098	6.90	6.07	
910	145	8.07	6.69	-154.4	20.39	.098	6.73	4.60	
915	145	8.07	6.54	-141.6	20.63	.099	6.74	4.05	
920	145	8.07	6.48	-101.1	20.69	.099	6.76	3.66	
925	145	8.07	6.45	-96.2	20.89	.099	6.77	3.71	
930	145	8.07	6.43	-93.8	20.95	.099	6.76	3.66	

Sample(s) Collected	Time	Color	Odor	Preservative
	930			

Well Purging-Groundwater Sampling Form

Weston & Sampson

Page 1 of 1

Project Name: Simsbury Anc Project #: 21904/95 Date: 9/19/19
Well ID: MW-16 Well Diameter: 2" Casing Type: PVC
Initial Depth to Water: 11.90 Total Depth: 14.20' Screen Length: 10'
Pumping Method: LF-Peristaltic
Tube Intake Set at: 12.50' Depth to Water with Tube: 11.90' Sampled By: WVS
Tube Diameter: 0.25" Notes:

Instrument Info
Flow Thru Cell YSI Turbidity Meter MicroTPW

Condition	Visual ID		Well Cap		Lock		Collar	
	Y	(N)	(Y)	N	Y	(N)	(Good)	Damaged

Comments on Well Condition

Purge Start Time

Time	Flow	DTW	PH	ORP	Temp	SpC	DO	Turb	Comments
Units	mL\min	Ft.	Units	mV	°C	mS/cm	mg\L	NTU's	
Min	ml/min	Not to exceed 0.3'	+/- 0.1	+/- 10	+/- 3%	+/- 3%	+/- 10% or 3 >0.5	+/- 10% or 3>5	
1230	145	11.95'	6.89	107.7	16.16	.115	10.78	5.40	
1235	145	11.95'	6.74	118.0	16.15	.114	10.55	4.96	
1240	145	11.95'	6.54	134.0	16.06	.113	10.38	4.40	
1245	145	11.95'	6.50	130.1	16.01	.113	10.20	4.05	
1250	145	11.95'	6.48	127.2	15.99	.112	10.12	3.91	

Sample(s) Collected	Time	Color	Odor	Preservative
	1250			

Well Purging-Groundwater Sampling Form

Weston & Sampson

Page 1 of 1

Project Name: Simsbury Anc Project #: 2190495 Date: 9/9/19
Well ID: MW-CeA-3 Well Diameter: Casing Type:
Initial Depth to Water: 16.90 Total Depth: Screen Length:
Pumping Method:
Tube Intake Set at: Depth to Water with Tube: Sampled By:
Tube Diameter: Notes:

Instrument Info
Flow Thru Cell Turbidity Meter

Condition	Visual ID		Well Cap		Lock		Collar	
	Y	N	Y	N	Y	N	Good	Damaged

Comments on Well Condition Low water Straight to Sampling - Insufficient water No Sample

Purge Start Time

Time	Flow	DTW	PH	ORP	Temp	SpC	DO	Turb	Comments
Units	mL\min	Ft.	Units	mV	°C	mS/cm	mg\L	NTU's	
Min	ml/min	Not to exceed 0.3'	+/- 0.1	+/- 10	+/- 3%	+/- 3%	+/- 10% or 3 >0.5	+/- 10% or 3>5	

Well Purging-Groundwater Sampling Form

Weston & Sampson

Page 1 of 1

Project Name: Simsbury Pwc Project #: Date: 9/19/19
Well ID: MW-102 Well Diameter: Casing Type:
Initial Depth to Water: Total Depth: Screen Length:
Pumping Method:
Tube Intake Set at: Depth to Water with Tube: Sampled By:
Tube Diameter: Notes:

Instrument Info
Flow Thru Cell Turbidity Meter

Condition	Visual ID		Well Cap		Lock		Collar	
	Y	N	Y	N	Y	N	Good	Damaged

Comments on Well Condition: Dry

Purge Start Time

Time	Flow	DTW	PH	ORP	Temp	SpC	DO	Turb	Comments
Units	mL\min	Ft.	Units	mV	°C	mS/cm	mg\L	NTU's	
Min	ml/min	Not to exceed 0.3'	+/- 0.1	+/- 10	+/- 3%	+/- 3%	+/- 10% or 3 >0.5	+/- 10% or 3>5	

Well Purging-Groundwater Sampling Form

Weston & Sampson

Page _____ of _____

Project Name: Simsbury Ave Project #: 2190495 Date: 9/19/19
Well ID: MW-4R Well Diameter: _____ Casing Type: _____
Initial Depth to Water: _____ Total Depth: _____ Screen Length: _____
Pumping Method: _____
Tube Intake Set at: _____ Depth to Water with Tube: _____ Sampled By: _____
Tube Diameter: _____ Notes: _____

Instrument Info
Flow Thru Cell _____ Turbidity Meter _____

Condition	Visual ID		Well Cap		Lock		Collar	
	Y	N	Y	N	Y	N	Good	Damaged

Comments on Well Condition: Dry

Purge Start Time: _____

Time	Flow	DTW	PH	ORP	Temp	SpC	DO	Turb	Comments
Units	mL\min	Ft.	Units	mV	°C	mS/cm	mg\L	NTU's	
Min	ml/min	Not to exceed 0.3'	+/- 0.1	+/- 10	+/- 3%	+/- 3%	+/- 10% or 3 >0.5	+/- 10% or 3>5	

Well Purging-Groundwater Sampling Form

Weston & Sampson

Page 1 of 1

Project Name: Simsbury AWC
Project #:
Date: 12/16/2019
Well ID: MW-16
Well Diameter: 2
Casing Type: PVC
Initial Depth to Water: 11.80'
Total Depth: 14.10'
Screen Length:
Pumping Method: LF- Peristaltic
Tube Intake Set at: 13.0'
Depth to Water with Tube: 11.80'
Sampled By: WLS
Tube Diameter: 0.25"
Notes:

Instrument Info
Flow Thru Cell: YSI
Turbidity Meter: MicroTPW

Condition	Visual ID		Well Cap		Lock		Collar	
	Y	(N)	(Y)	N	Y	(N)	(Good)	Damaged

Comments on Well Condition

Purge Start Time

Time	Flow	DTW	PH	ORP	Temp	SpC	DO	Turb	Comments
Units	mL\min	Ft.	Units	mV	°C	mS/cm	mg\L	NTU's	
Min	ml/min	Not to exceed 0.3'	+/- 0.1	+/- 10	+/- 3%	+/- 3%	+/- 10% or 3 >0.5	+/- 10% or 3>5	
1215	145	11.85	8.28	203	7.88	.130	8.70	8.27	
1220		11.85	7.80	151	9.15	.129	8.66	6.55	
1225		11.85	7.31	132	9.20	.128	8.65	5.01	
1230		11.85	7.15	130	9.41	.126	8.62	3.75	
1235		11.85	7.05	128	9.52	.125	8.55	2.05	
1240		11.85	7.01	127	9.60	.125	8.51	1.21	
1245	↓	11.85	6.98	127	9.61	.124	8.40	0.60	

Sample(s) Collected	Time	Color	Odor	Preservative
ETPH, SVOCs	1245			

Well Purging-Groundwater Sampling Form

Weston & Sampson

Page 1 of 1

Project Name: Simsbury AWC
Project #:
Date: 12/16/19
Well ID: MW-6
Well Diameter: 2"
Casing Type: PVC
Initial Depth to Water: 11.40'
Total Depth:
Screen Length:
Pumping Method: LF- peristaltic
Tube Intake Set at: 13.0'
Depth to Water with Tube: 11.40'
Sampled By: WVS
Tube Diameter: 0.75
Notes:

Instrument Info
Flow Thru Cell: YSI
Turbidity Meter: MicroTPW

Condition	Visual ID		Well Cap		Lock		Collar	
	Y	(N)	(Y)	N	Y	(N)	(Good)	Damaged

Comments on Well Condition

Purge Start Time

Time	Flow	DTW	PH	ORP	Temp	SpC	DO	Turb	Comments
Units	mL\min	Ft.	Units	mV	°C	mS/cm	mg\L	NTU's	
Min	ml/min	Not to exceed 0.3'	+/- 0.1	+/- 10	+/- 3%	+/- 3%	+/- 10% or 3 >0.5	+/- 10% or 3>5	
1135	145	11.47	6.23	168	9.50	.840	8.58	7.10	
1140		11.47	6.21	166	9.82	.842	8.48	6.25	
1145		11.48	6.20	164	9.98	.860	8.30	5.05	
1150		11.48	6.18	163	10.20	.862	8.05	3.91	
1155		11.48	6.18	162	10.28	.865	8.00	3.75	
1200	↓	11.48	6.17	160	10.29	.866	7.92	2.80	

Sample(s) Collected	Time	Color	Odor	Preservative
VOCs	1200			
ETOH				
PAHs				

Well Purging-Groundwater Sampling Form

Weston & Sampson

Page 1 of 1

Project Name: Simsbury AWC Project #: Date: RE/MC/RAD 12/16/19
Well ID: MW-203 Well Diameter: 2" Casing Type: PVC
Initial Depth to Water: 11.31 Total Depth: 20.00 Screen Length: 10
Pumping Method: LF-Peristaltic
Tube Intake Set at: 15.00' Depth to Water with Tube: 11.31' Sampled By: WVS
Tube Diameter: 6.25" Notes:

Instrument Info
Flow Thru Cell YSI Turbidity Meter MicroTPW

Condition	Visual ID		Well Cap		Lock		Collar	
	Y	(N)	(Y)	N	Y	(N)	(Good)	Damaged

Comments on Well Condition

Purge Start Time

Time	Flow	DTW	PH	ORP	Temp	SpC	DO	Turb	Comments
Units	mL\min	Ft.	Units	mV	°C	mS/cm	mg\L	NTU's	
Min	ml/min	Not to exceed 0.3'	+/- 0.1	+/- 10	+/- 3%	+/- 3%	+/- 10% or 3 >0.5	+/- 10% or 3>5	
1050	145	11.35	6.95	123	13.55	.170	8.40	1.82	
1055	↓	11.35	6.92	118	13.70	.175	8.42	1.30	
1100		11.35	6.92	115	13.79	.177	8.45	0.75	
1105	↓	11.35	6.91	110	13.75	.177	8.50	0.50	

Sample(s) Collected	Time	Color	Odor	Preservative
PCBs	1110			

Well Purging-Groundwater Sampling Form

Weston & Sampson

Page 1 of 1

Project Name: Simsbury AWC | Project #: | Date: 12/16/19
Well ID: MW-107 | Well Diameter: 2" | Casing Type: PVC
Initial Depth to Water: 11.30' | Total Depth: 19.50' | Screen Length: 10'
Pumping Method: LF - Peristaltic
Tube Intake Set at: 15' | Depth to Water with Tube: 11.30' | Sampled By: WWS
Tube Diameter: 0.25 | Notes:

Instrument Info
Flow Thru Cell 451 | Turbidity Meter MicroTPW

Condition	Visual ID		Well Cap		Lock		Collar	
	Y	(N)	(Y)	N	Y	(N)	(Good)	Damaged

Comments on Well Condition

Purge Start Time

Time	Flow	DTW	PH	ORP	Temp	SpC	DO	Turb	Comments
Units	mL\min	Ft.	Units	mV	°C	mS/cm	mg\L	NTU's	
Min	ml/min	Not to exceed 0.3'	+/- 0.1	+/- 10	+/- 3%	+/- 3%	+/- 10% or 3 >0.5	+/- 10% or 3>5	
935	145	11.35	6.42	32.5	18.90	.230	7.73	20.05	
940		11.36	6.38	36.8	19.50	.224	7.60	17.65	
945		11.36	6.29	37.5	19.61	.233	8.27	7.50	
950		11.37	6.19	37.9	19.65	.232	8.40	4.95	
955		11.37	6.18	38.2	19.70	.232	8.47	4.82	
1000	↓	11.37	6.17	38.8	19.78	.231	8.51	4.70	

Sample(s) Collected	Time	Color	Odor	Preservative
VOCs, PCBs, ETPH, RCRA 8	1000			

Well Purging-Groundwater Sampling Form

Weston & Sampson

Page 1 of 1

Project Name: Simsbury Ave
Project #:
Date: 12/16/19
Well ID: CCA40
Well Diameter: 2"
Casing Type: PVC
Initial Depth to Water: 7.98
Total Depth: 19.01
Screen Length:
Pumping Method: LF - Peristaltic
Tube Intake Set at: 12.00'
Depth to Water with Tube: 7.98'
Sampled By: WVS
Tube Diameter: 0.25"
Notes:

Instrument Info
Flow Thru Cell: YSI
Turbidity Meter: MicroTPW

Condition	Visual ID		Well Cap		Lock		Collar	
	Y	(N)	(Y)	N	Y	(N)	(Good)	Damaged

Comments on Well Condition

Purge Start Time

Time	Flow	DTW	PH	ORP	Temp	SpC	DO	Turb	Comments
Units	mL\min	Ft.	Units	mV	°C	mS/cm	mg\L	NTU's	
Min	ml/min	Not to exceed 0.3'	+/- 0.1	+/- 10	+/- 3%	+/- 3%	+/- 10% or 3 >0.5	+/- 10% or 3>5	
845	145	8.03	6.91	-180.2	20.05	.097	7.10	7.50	
850			6.80	-172.2	20.20	.097	7.02	7.10	
855			6.68	-154.4	20.39	.097	6.83	6.25	
900			6.55	-142.6	20.41	.098	6.71	5.15	
905			6.47	-101.5	20.45	.098	6.68	4.05	
910			6.45	-98.2	20.50	.099	6.67	3.71	
915	↓	↓	6.42	-96.2	20.60	.099	6.66	3.50	

Sample(s) Collected	Time	Color	Odor	Preservative
ETPH	920			
SVOCs				

Well Purging-Groundwater Sampling Form

Weston & Sampson

Page _____ of _____

Project Name: Simsbury AWC Project #: _____ Date: 12/16/19
Well ID: CCA-3 Well Diameter: _____ Casing Type: _____
Initial Depth to Water: _____ Total Depth: _____ Screen Length: _____
Pumping Method: _____
Tube Intake Set at: _____ Depth to Water with Tube: _____ Sampled By: _____
Tube Diameter: _____ Notes: DRY

Instrument Info
Flow Thru Cell _____ Turbidity Meter _____

Condition	Visual ID		Well Cap		Lock		Collar	
	Y	N	Y	N	Y	N	Good	Damaged

Comments on Well Condition _____

Purge Start Time _____

Time	Flow	DTW	PH	ORP	Temp	SpC	DO	Turb	Comments
Units	mL\min	Ft.	Units	mV	°C	mS/cm	mg\L	NTU's	
Min	ml/min	Not to exceed 0.3'	+/- 0.1	+/- 10	+/- 3%	+/- 3%	+/- 10% or 3 >0.5	+/- 10% or 3>5	

Sample(s) Collected	Time	Color	Odor	Preservative

Well Purging-Groundwater Sampling Form

Weston & Sampson

Page _____ of _____

Project Name: Simsbury AWC Project #: _____ Date: 12/16/19
Well ID: MW-4R Well Diameter: _____ Casing Type: _____
Initial Depth to Water: _____ Total Depth: _____ Screen Length: _____
Pumping Method: _____
Tube Intake Set at: _____ Depth to Water with Tube: _____ Sampled By: _____
Tube Diameter: _____ Notes: DRY

Instrument Info
Flow Thru Cell _____ Turbidity Meter _____

Condition	Visual ID		Well Cap		Lock		Collar	
	Y	N	Y	N	Y	N	Good	Damaged

Comments on Well Condition _____

Purge Start Time _____

Time	Flow	DTW	PH	ORP	Temp	SpC	DO	Turb	Comments
Units	mL\min	Ft.	Units	mV	°C	mS/cm	mg\L	NTU's	
Min	ml/min	Not to exceed 0.3'	+/- 0.1	+/- 10	+/- 3%	+/- 3%	+/- 10% or 3 >0.5	+/- 10% or 3>5	

APPENDIX D

GROUNDWATER LABORATORY ANALYTICAL DATA

con-test® ANALYTICAL LABORATORY
39 Spruce Street * East Longmeadow, MA 01028 * FAX 413/525-6405 * TEL. 413/525-2332

April 9, 2019

Jeff Willson
Weston & Sampson
273 Dividend Road
Rocky Hill, CT 06067

Project Location: Simsbury, CT
Client Job Number:
Project Number: 10227659
Laboratory Work Order Number: 19C1457

Enclosed are results of analyses for samples received by the laboratory on March 27, 2019. If you have any questions concerning this report, please feel free to contact me.

Sincerely,



Meghan E. Kelley
Project Manager

Table of Contents

Sample Summary 4
Case Narrative 5
Sample Results 8
19C1457-01 8
19C1457-02 9
19C1457-03 12
19C1457-04 13
19C1457-05 15
19C1457-06 20
19C1457-07 21
19C1457-08 22
19C1457-09 28
19C1457-10 30
19C1457-11 35
19C1457-12 36
19C1457-13 40
19C1457-14 42
Sample Preparation Information 44
QC Data 46
Volatile Organic Compounds by GC/MS 46
B226928 46
Semivolatile Organic Compounds by GC/MS 49
B227061 49
B227199 52
B227370 53

Table of Contents (continued)

Polychlorinated Biphenyls By GC/ECD 56

B227330 56

Petroleum Hydrocarbons Analyses 57

B227179 57

Metals Analyses (Total) 58

B226838 58

B227244 58

Dual Column RPD Report 59

Flag/Qualifier Summary 61

Certifications 62

Chain of Custody/Sample Receipt 66

con-test® ANALYTICAL LABORATORY
39 Spruce Street * East Longmeadow, MA 01028 * FAX 413/525-6405 * TEL. 413/525-2332

Weston & Sampson
273 Dividend Road
Rocky Hill, CT 06067
ATTN: Jeff Willson

REPORT DATE: 4/9/2019

PURCHASE ORDER NUMBER: 10227659

PROJECT NUMBER: 10227659

ANALYTICAL SUMMARY

WORK ORDER NUMBER: 19C1457

The results of analyses performed on the following samples submitted to the CON-TEST Analytical Laboratory are found in this report.

PROJECT LOCATION: Simsbury, CT

FIELD SAMPLE #	LAB ID:	MATRIX	SAMPLE DESCRIPTION	TEST	SUB LAB
MW-15	19C1457-01	Ground Water		CTDEP ETPH	
MW-16	19C1457-02	Ground Water		CTDEP ETPH	
				SW-846 8270D	
MW-202	19C1457-03	Ground Water		CTDEP ETPH	
MW-203	19C1457-04	Ground Water		CTDEP ETPH	
				SW-846 8082A	
MW-10	19C1457-05	Ground Water		CTDEP ETPH	
				SW-846 6020B	
				SW-846 8260C	
				SW-846 8270D	
MW-T3	19C1457-06	Ground Water		CTDEP ETPH	
MW-T6	19C1457-07	Ground Water		CTDEP ETPH	
CCA-3	19C1457-08	Ground Water		CTDEP ETPH	
				SW-846 6020B	
				SW-846 7470A	
				SW-846 8260C	
				SW-846 8270D	
MW-6	19C1457-09	Ground Water		CTDEP ETPH	
				SW-846 8270D	
MW-2a	19C1457-10	Ground Water		CTDEP ETPH	
				SW-846 6020B	
				SW-846 8260C	
				SW-846 8270D	
MW-310	19C1457-11	Ground Water		CTDEP ETPH	
Dup-1	19C1457-12	Ground Water		CTDEP ETPH	
				SW-846 6020B	
				SW-846 7470A	
				SW-846 8082A	
				SW-846 8270D	
Dup-2	19C1457-13	Ground Water		SW-846 8260C	
Trip Blank	19C1457-14	Trip Blank Water		SW-846 8260C	

con-test® ANALYTICAL LABORATORY
39 Spruce Street * East Longmeadow, MA 01028 * FAX 413/525-6405 * TEL. 413/525-2332

CASE NARRATIVE SUMMARY

All reported results are within defined laboratory quality control objectives unless listed below or otherwise qualified in this report.

For method 6020, only a select list of metals was requested and reported.

39 Spruce Street * East Longmeadow, MA 01028 * FAX 413/525-6405 * TEL. 413/525-2332

SW-846 8260C

Qualifications:

L-01

Laboratory fortified blank /laboratory control sample recovery outside of control limits. Data validation is not affected since all results are "not detected" for all samples in this batch for this compound and bias is on the high side.

Analyte & Samples(s) Qualified:

2-Hexanone (MBK)
B226928-BS1, S034188-CCV1

4-Methyl-2-pentanone (MIBK)
B226928-BS1, S034188-CCV1

Chloromethane
B226928-BS1, S034188-CCV1

Tetrahydrofuran
B226928-BS1, S034188-CCV1

V-20

Continuing calibration verification (CCV) did not meet method specifications and was biased on the high side. Data validation is not affected since sample result was "not detected" for this compound.

Analyte & Samples(s) Qualified:

2-Hexanone (MBK)
B226928-BS1, S034188-CCV1

4-Methyl-2-pentanone (MIBK)
B226928-BS1, S034188-CCV1

Chloromethane
B226928-BS1, S034188-CCV1

Tetrahydrofuran
B226928-BS1, S034188-CCV1

SW-846 8270D

Qualifications:

RL-03

Elevated reporting limit based on lowest point in calibration.
Requested reporting limit not met.

Analyte & Samples(s) Qualified:

Hexachlorobenzene
19C1457-02[MW-16], 19C1457-08[CCA-3]

V-16

Response factor is less than method specified minimum acceptable value. Reduced precision and accuracy may be associated with reported result.

Analyte & Samples(s) Qualified:

Pentachloronitrobenzene
19C1457-02[MW-16], 19C1457-08[CCA-3], B227061-BLK1, B227061-BS1, B227061-BSD1, S034184-CCV1, S034273-CCV1

V-34

Initial calibration verification (ICV) did not meet method specifications and was biased on the low side for this compound. Reported result is estimated.

Analyte & Samples(s) Qualified:

3,3-Dichlorobenzidine
19C1457-02[MW-16], 19C1457-08[CCA-3], B227061-BLK1, B227061-BS1, B227061-BSD1, S034184-CCV1, S034273-CCV1

3-Nitroaniline
19C1457-02[MW-16], 19C1457-08[CCA-3], S034273-CCV1

4-Chloroaniline
19C1457-02[MW-16], 19C1457-08[CCA-3], B227061-BLK1, B227061-BS1, B227061-BSD1, S034184-CCV1, S034273-CCV1

Aniline
19C1457-02[MW-16], 19C1457-08[CCA-3], B227061-BLK1, B227061-BS1, B227061-BSD1, S034184-CCV1, S034273-CCV1

Pentachlorophenol (SIM)
19C1457-02[MW-16], 19C1457-05[MW-10], 19C1457-08[CCA-3], 19C1457-09[MW-6], 19C1457-10[MW-2a], 19C1457-12[Dup-1], B227199-BLK1, B227199-BS1, B227199-BSD1, B227370-BLK1, B227370-BS1, B227370-BSD1, S034454-CCV1

V-35

Initial calibration verification (ICV) did not meet method specifications and was biased on the high side for this compound. Reported result is estimated.

Analyte & Samples(s) Qualified:

2-Nitroaniline
B227061-BLK1, B227061-BS1, B227061-BSD1, S034184-CCV1

39 Spruce Street * East Longmeadow, MA 01028 * FAX 413/525-6405 * TEL. 413/525-2332

SW-846 8260C

All water reporting limits specified on the chain-of-custody were met except for Acrylonitrile, where the most protective criteria are not met since the laboratory cannot achieve the required RCP calibration criteria at these levels, unless otherwise listed in this narrative.

SW-846 8270D

The LCS sample recoveries for required RCP 8270 compounds were all within control limits specified by the method, 40-140% for base/neutrals and 30-130% for acids except for "difficult analytes" listed below and/or otherwise listed in this narrative: Difficult analytes for water – limits between 10 and 150% depending on the compound (see QC summary for limits): Benzoic Acid, Dimethylphthalate, Bis(2-chloroisopropyl)ether, Hexachlorocyclopentadiene, Pyridine, 4-Nitrophenol, and Phenol.

All reporting limits specified on the chain-of-custody were met, except for Pyridine for the most protective criteria since the laboratory cannot achieve the required RCP calibration criteria at these levels unless otherwise listed in this narrative.

The results of analyses reported only relate to samples submitted to the Con-Test Analytical Laboratory for testing.
I certify that the analyses listed above, unless specifically listed as subcontracted, if any, were performed under my direction according to the approved methodologies listed in this document, and that based upon my inquiry of those individuals immediately responsible for obtaining the information, the material contained in this report is, to the best of my knowledge and belief, accurate and complete.

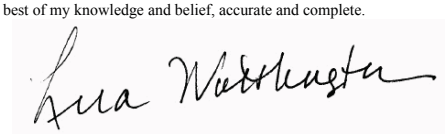

Lisa A. Worthington
Technical Representative

con-test® ANALYTICAL LABORATORY
39 Spruce Street * East Longmeadow, MA 01028 * FAX 413/525-6405 * TEL. 413/525-2332

Project Location: Simsbury, CT | Sample Description: | Work Order: 19C1457

Date Received: 3/27/2019

Field Sample #: MW-15 | Sampled: 3/26/2019 12:00

Sample ID: 19C1457-01

Sample Matrix: Ground Water

Petroleum Hydrocarbons Analyses

Analyte	Results	RL	Units	Dilution	Flag/Qual	Method	Date Prepared	Date/Time Analyzed	Analyst
CT ETPH	ND	0.14	mg/L	1		CTDEP ETPH	4/1/19	4/2/19 11:18	RMW

Surrogates	% Recovery	Recovery Limits	Flag/Qual				
2-Fluorobiphenyl	61.0	50-150					4/2/19 11:18

con-test® ANALYTICAL LABORATORY
39 Spruce Street * East Longmeadow, MA 01028 * FAX 413/525-6405 * TEL. 413/525-2332

Project Location: Simsbury, CT | Sample Description: | Work Order: 19C1457

Date Received: 3/27/2019

Field Sample #: MW-16 | Sampled: 3/26/2019 10:50

Sample ID: 19C1457-02

Sample Matrix: Ground Water

Semivolatile Organic Compounds by GC/MS

Analyte	Results	RL	Units	Dilution	Flag/Qual	Method	Date Prepared	Date/Time Analyzed	Analyst
Acenaphthene (SIM)	ND	0.29	µg/L	1		SW-846 8270D	3/31/19	4/9/19 13:38	CLA
Acenaphthylene (SIM)	ND	0.29	µg/L	1		SW-846 8270D	3/31/19	4/9/19 13:38	CLA
Aniline	ND	4.8	µg/L	1	V-34	SW-846 8270D	3/31/19	4/2/19 11:26	BGL
Anthracene (SIM)	ND	0.19	µg/L	1		SW-846 8270D	3/31/19	4/9/19 13:38	CLA
Benzo(a)anthracene (SIM)	ND	0.048	µg/L	1		SW-846 8270D	3/31/19	4/9/19 13:38	CLA
Benzo(a)pyrene (SIM)	ND	0.095	µg/L	1		SW-846 8270D	3/31/19	4/9/19 13:38	CLA
Benzo(b)fluoranthene (SIM)	ND	0.048	µg/L	1		SW-846 8270D	3/31/19	4/9/19 13:38	CLA
Benzo(g,h,i)perylene (SIM)	ND	0.48	µg/L	1		SW-846 8270D	3/31/19	4/9/19 13:38	CLA
Benzo(k)fluoranthene (SIM)	ND	0.19	µg/L	1		SW-846 8270D	3/31/19	4/9/19 13:38	CLA
Bis(2-chloroethoxy)methane	ND	9.5	µg/L	1		SW-846 8270D	3/31/19	4/2/19 11:26	BGL
Bis(2-chloroethyl)ether	ND	9.5	µg/L	1		SW-846 8270D	3/31/19	4/2/19 11:26	BGL
Bis(2-chloroisopropyl)ether	ND	9.5	µg/L	1		SW-846 8270D	3/31/19	4/2/19 11:26	BGL
Bis(2-Ethylhexyl)phthalate	ND	1.9	µg/L	1		SW-846 8270D	3/31/19	4/2/19 11:26	BGL
4-Bromophenylphenylether	ND	9.5	µg/L	1		SW-846 8270D	3/31/19	4/2/19 11:26	BGL
Butylbenzylphthalate	ND	9.5	µg/L	1		SW-846 8270D	3/31/19	4/2/19 11:26	BGL
Carbazole	ND	9.5	µg/L	1		SW-846 8270D	3/31/19	4/2/19 11:26	BGL
4-Chloroaniline	ND	9.5	µg/L	1	V-34	SW-846 8270D	3/31/19	4/2/19 11:26	BGL
4-Chloro-3-methylphenol	ND	9.5	µg/L	1		SW-846 8270D	3/31/19	4/2/19 11:26	BGL
2-Chloronaphthalene	ND	9.5	µg/L	1		SW-846 8270D	3/31/19	4/2/19 11:26	BGL
2-Chlorophenol	ND	9.5	µg/L	1		SW-846 8270D	3/31/19	4/2/19 11:26	BGL
4-Chlorophenylphenylether	ND	9.5	µg/L	1		SW-846 8270D	3/31/19	4/2/19 11:26	BGL
Chrysene (SIM)	ND	0.19	µg/L	1		SW-846 8270D	3/31/19	4/9/19 13:38	CLA
Dibenz(a,h)anthracene (SIM)	ND	0.19	µg/L	1		SW-846 8270D	3/31/19	4/9/19 13:38	CLA
Dibenzofuran	ND	4.8	µg/L	1		SW-846 8270D	3/31/19	4/2/19 11:26	BGL
Di-n-butylphthalate	ND	9.5	µg/L	1		SW-846 8270D	3/31/19	4/2/19 11:26	BGL
3,3-Dichlorobenzidine	ND	9.5	µg/L	1	V-34	SW-846 8270D	3/31/19	4/2/19 11:26	BGL
2,4-Dichlorophenol	ND	9.5	µg/L	1		SW-846 8270D	3/31/19	4/2/19 11:26	BGL
Diethylphthalate	ND	9.5	µg/L	1		SW-846 8270D	3/31/19	4/2/19 11:26	BGL
2,4-Dimethylphenol	ND	9.5	µg/L	1		SW-846 8270D	3/31/19	4/2/19 11:26	BGL
Dimethylphthalate	ND	9.5	µg/L	1		SW-846 8270D	3/31/19	4/2/19 11:26	BGL
4,6-Dinitro-2-methylphenol	ND	9.5	µg/L	1		SW-846 8270D	3/31/19	4/2/19 11:26	BGL
2,4-Dinitrophenol	ND	9.5	µg/L	1		SW-846 8270D	3/31/19	4/2/19 11:26	BGL
2,4-Dinitrotoluene	ND	9.5	µg/L	1		SW-846 8270D	3/31/19	4/2/19 11:26	BGL
2,6-Dinitrotoluene	ND	9.5	µg/L	1		SW-846 8270D	3/31/19	4/2/19 11:26	BGL
Di-n-octylphthalate	ND	9.5	µg/L	1		SW-846 8270D	3/31/19	4/2/19 11:26	BGL
Fluoranthene (SIM)	ND	0.48	µg/L	1		SW-846 8270D	3/31/19	4/9/19 13:38	CLA
Fluorene (SIM)	ND	0.95	µg/L	1		SW-846 8270D	3/31/19	4/9/19 13:38	CLA
Hexachlorobenzene	ND	4.8	µg/L	1	RL-03	SW-846 8270D	3/31/19	4/2/19 11:26	BGL
Hexachlorobutadiene	ND	9.5	µg/L	1		SW-846 8270D	3/31/19	4/2/19 11:26	BGL
Hexachlorocyclopentadiene	ND	9.5	µg/L	1		SW-846 8270D	3/31/19	4/2/19 11:26	BGL
Hexachloroethane	ND	1.9	µg/L	1		SW-846 8270D	3/31/19	4/2/19 11:26	BGL
Indeno(1,2,3-cd)pyrene (SIM)	ND	0.19	µg/L	1		SW-846 8270D	3/31/19	4/9/19 13:38	CLA
Isophorone	ND	9.5	µg/L	1		SW-846 8270D	3/31/19	4/2/19 11:26	BGL
2-Methylnaphthalene (SIM)	ND	0.95	µg/L	1		SW-846 8270D	3/31/19	4/9/19 13:38	CLA

con-test® ANALYTICAL LABORATORY
39 Spruce Street * East Longmeadow, MA 01028 * FAX 413/525-6405 * TEL. 413/525-2332

Project Location: Simsbury, CT | Sample Description: | Work Order: 19C1457

Date Received: 3/27/2019

Field Sample #: MW-16 | Sampled: 3/26/2019 10:50

Sample ID: 19C1457-02

Sample Matrix: Ground Water

Semivolatile Organic Compounds by GC/MS

Analyte	Results	RL	Units	Dilution	Flag/Qual	Method	Date Prepared	Date/Time Analyzed	Analyst
2-Methylphenol	ND	9.5	µg/L	1		SW-846 8270D	3/31/19	4/2/19 11:26	BGL
3/4-Methylphenol	ND	9.5	µg/L	1		SW-846 8270D	3/31/19	4/2/19 11:26	BGL
Naphthalene (SIM)	ND	0.95	µg/L	1		SW-846 8270D	3/31/19	4/9/19 13:38	CLA
2-Nitroaniline	ND	9.5	µg/L	1		SW-846 8270D	3/31/19	4/2/19 11:26	BGL
3-Nitroaniline	ND	9.5	µg/L	1	V-34	SW-846 8270D	3/31/19	4/2/19 11:26	BGL
4-Nitroaniline	ND	9.5	µg/L	1		SW-846 8270D	3/31/19	4/2/19 11:26	BGL
Pentachlorophenol (SIM)	ND	0.95	µg/L	1	V-34	SW-846 8270D	3/31/19	4/9/19 13:38	CLA
Nitrobenzene	ND	9.5	µg/L	1		SW-846 8270D	3/31/19	4/2/19 11:26	BGL
2-Nitrophenol	ND	9.5	µg/L	1		SW-846 8270D	3/31/19	4/2/19 11:26	BGL
4-Nitrophenol	ND	9.5	µg/L	1		SW-846 8270D	3/31/19	4/2/19 11:26	BGL
N-Nitrosodiphenylamine/Diphenylamine	ND	9.5	µg/L	1		SW-846 8270D	3/31/19	4/2/19 11:26	BGL
N-Nitrosodi-n-propylamine	ND	9.5	µg/L	1		SW-846 8270D	3/31/19	4/2/19 11:26	BGL
Pentachloronitrobenzene	ND	9.5	µg/L	1	V-16	SW-846 8270D	3/31/19	4/2/19 11:26	BGL
Phenanthrene (SIM)	ND	0.048	µg/L	1		SW-846 8270D	3/31/19	4/9/19 13:38	CLA
Phenol	ND	9.5	µg/L	1		SW-846 8270D	3/31/19	4/2/19 11:26	BGL
Pyrene (SIM)	ND	0.95	µg/L	1		SW-846 8270D	3/31/19	4/9/19 13:38	CLA
Pyridine	ND	4.8	µg/L	1		SW-846 8270D	3/31/19	4/2/19 11:26	BGL
1,2,4,5-Tetrachlorobenzene	ND	9.5	µg/L	1		SW-846 8270D	3/31/19	4/2/19 11:26	BGL
1,2,4-Trichlorobenzene	ND	4.8	µg/L	1		SW-846 8270D	3/31/19	4/2/19 11:26	BGL
2,4,5-Trichlorophenol	ND	9.5	µg/L	1		SW-846 8270D	3/31/19	4/2/19 11:26	BGL
2,4,6-Trichlorophenol	ND	9.5	µg/L	1		SW-846 8270D	3/31/19	4/2/19 11:26	BGL

Surrogates	% Recovery	Recovery Limits	Flag/Qual	
2-Fluorophenol	61.7	15-110		4/2/19 11:26
2-Fluorophenol (SIM)	48.2	15-110		4/9/19 13:38
Phenol-d6	40.3	15-110		4/2/19 11:26
Phenol-d6 (SIM)	31.5	15-110		4/9/19 13:38
Nitrobenzene-d5	88.6	30-130		4/2/19 11:26
Nitrobenzene-d5	78.1	30-130		4/9/19 13:38
2-Fluorobiphenyl	55.5	30-130		4/9/19 13:38
2-Fluorobiphenyl	95.4	30-130		4/2/19 11:26
2,4,6-Tribromophenol	107	15-110		4/2/19 11:26
2,4,6-Tribromophenol (SIM)	77.3	15-110		4/9/19 13:38
p-Terphenyl-d14	95.1	30-130		4/2/19 11:26
p-Terphenyl-d14	69.8	30-130		4/9/19 13:38

con-test® ANALYTICAL LABORATORY
39 Spruce Street * East Longmeadow, MA 01028 * FAX 413/525-6405 * TEL. 413/525-2332

Project Location: Simsbury, CT | Sample Description: | Work Order: 19C1457

Date Received: 3/27/2019

Field Sample #: MW-16 | Sampled: 3/26/2019 10:50

Sample ID: 19C1457-02

Sample Matrix: Ground Water

Petroleum Hydrocarbons Analyses

Analyte	Results	RL	Units	Dilution	Flag/Qual	Method	Date Prepared	Date/Time Analyzed	Analyst
CT ETPH	ND	0.15	mg/L	1		CTDEP ETPH	4/1/19	4/2/19 11:38	RMW

Surrogates	% Recovery	Recovery Limits	Flag/Qual					
2-Fluorobiphenyl	64.3	50-150					4/2/19 11:38	

con-test® ANALYTICAL LABORATORY
39 Spruce Street * East Longmeadow, MA 01028 * FAX 413/525-6405 * TEL. 413/525-2332

Project Location: Simsbury, CT | Sample Description: | Work Order: 19C1457

Date Received: 3/27/2019

Field Sample #: MW-202 | Sampled: 3/26/2019 10:00

Sample ID: 19C1457-03

Sample Matrix: Ground Water

Petroleum Hydrocarbons Analyses

Analyte	Results	RL	Units	Dilution	Flag/Qual	Method	Date Prepared	Date/Time Analyzed	Analyst
CT ETPH	ND	0.15	mg/L	1		CTDEP ETPH	4/1/19	4/2/19 11:58	RMW

Surrogates	% Recovery	Recovery Limits	Flag/Qual				
2-Fluorobiphenyl	65.6	50-150				4/2/19 11:58	

con-test® ANALYTICAL LABORATORY
39 Spruce Street * East Longmeadow, MA 01028 * FAX 413/525-6405 * TEL. 413/525-2332

Project Location: Simsbury, CT | Sample Description: | Work Order: 19C1457

Date Received: 3/27/2019

Field Sample #: MW-203 | Sampled: 3/26/2019 12:40

Sample ID: 19C1457-04

Sample Matrix: Ground Water

Polychlorinated Biphenyls By GC/ECD

Analyte	Results	RL	Units	Dilution	Flag/Qual	Method	Date Prepared	Date/Time Analyzed	Analyst
Aroclor-1016 [1]	ND	0.14	µg/L	1		SW-846 8082A	4/4/19	4/5/19 10:39	TG
Aroclor-1221 [1]	ND	0.14	µg/L	1		SW-846 8082A	4/4/19	4/5/19 10:39	TG
Aroclor-1232 [1]	ND	0.14	µg/L	1		SW-846 8082A	4/4/19	4/5/19 10:39	TG
Aroclor-1242 [1]	ND	0.14	µg/L	1		SW-846 8082A	4/4/19	4/5/19 10:39	TG
Aroclor-1248 [1]	ND	0.14	µg/L	1		SW-846 8082A	4/4/19	4/5/19 10:39	TG
Aroclor-1254 [1]	ND	0.14	µg/L	1		SW-846 8082A	4/4/19	4/5/19 10:39	TG
Aroclor-1260 [1]	ND	0.14	µg/L	1		SW-846 8082A	4/4/19	4/5/19 10:39	TG
Aroclor-1262 [1]	ND	0.14	µg/L	1		SW-846 8082A	4/4/19	4/5/19 10:39	TG
Aroclor-1268 [1]	ND	0.14	µg/L	1		SW-846 8082A	4/4/19	4/5/19 10:39	TG

Surrogates	% Recovery	Recovery Limits	Flag/Qual	
Decachlorobiphenyl [1]	53.1	30-150		4/5/19 10:39
Decachlorobiphenyl [2]	62.6	30-150		4/5/19 10:39
Tetrachloro-m-xylene [1]	61.7	30-150		4/5/19 10:39
Tetrachloro-m-xylene [2]	67.4	30-150		4/5/19 10:39

con-test® ANALYTICAL LABORATORY
39 Spruce Street * East Longmeadow, MA 01028 * FAX 413/525-6405 * TEL. 413/525-2332

Project Location: Simsbury, CT | Sample Description: | Work Order: 19C1457

Date Received: 3/27/2019

Field Sample #: MW-203 | Sampled: 3/26/2019 12:40

Sample ID: 19C1457-04

Sample Matrix: Ground Water

Petroleum Hydrocarbons Analyses

Analyte	Results	RL	Units	Dilution	Flag/Qual	Method	Date Prepared	Date/Time Analyzed	Analyst
CT ETPH	0.22	0.14	mg/L	1		CTDEP ETPH	4/1/19	4/2/19 12:18	RMW

Surrogates	% Recovery	Recovery Limits	Flag/Qual	
2-Fluorobiphenyl	64.1	50-150		4/2/19 12:18

con-test® ANALYTICAL LABORATORY
39 Spruce Street * East Longmeadow, MA 01028 * FAX 413/525-6405 * TEL. 413/525-2332

Project Location: Simsbury, CT | Sample Description: | Work Order: 19C1457
Date Received: 3/27/2019
Field Sample #: MW-10 | Sampled: 3/26/2019 13:30
Sample ID: 19C1457-05
Sample Matrix: Ground Water

Volatile Organic Compounds by GC/MS

Analyte	Results	RL	Units	Dilution	Flag/Qual	Method	Date Prepared	Date/Time Analyzed	Analyst
Acetone	ND	10	µg/L	1		SW-846 8260C	3/29/19	3/29/19 15:38	EEH
Acrylonitrile	ND	2.0	µg/L	1		SW-846 8260C	3/29/19	3/29/19 15:38	EEH
Benzene	ND	0.50	µg/L	1		SW-846 8260C	3/29/19	3/29/19 15:38	EEH
Bromobenzene	ND	0.50	µg/L	1		SW-846 8260C	3/29/19	3/29/19 15:38	EEH
Bromodichloromethane	ND	0.50	µg/L	1		SW-846 8260C	3/29/19	3/29/19 15:38	EEH
Bromoform	ND	2.0	µg/L	1		SW-846 8260C	3/29/19	3/29/19 15:38	EEH
Bromomethane	ND	1.0	µg/L	1		SW-846 8260C	3/29/19	3/29/19 15:38	EEH
2-Butanone (MEK)	ND	5.0	µg/L	1		SW-846 8260C	3/29/19	3/29/19 15:38	EEH
n-Butylbenzene	ND	1.0	µg/L	1		SW-846 8260C	3/29/19	3/29/19 15:38	EEH
sec-Butylbenzene	ND	1.0	µg/L	1		SW-846 8260C	3/29/19	3/29/19 15:38	EEH
tert-Butylbenzene	ND	1.0	µg/L	1		SW-846 8260C	3/29/19	3/29/19 15:38	EEH
Carbon Disulfide	ND	5.0	µg/L	1		SW-846 8260C	3/29/19	3/29/19 15:38	EEH
Carbon Tetrachloride	ND	0.50	µg/L	1		SW-846 8260C	3/29/19	3/29/19 15:38	EEH
Chlorobenzene	ND	0.50	µg/L	1		SW-846 8260C	3/29/19	3/29/19 15:38	EEH
Chlorodibromomethane	ND	0.50	µg/L	1		SW-846 8260C	3/29/19	3/29/19 15:38	EEH
Chloroethane	ND	1.0	µg/L	1		SW-846 8260C	3/29/19	3/29/19 15:38	EEH
Chloroform	ND	0.50	µg/L	1		SW-846 8260C	3/29/19	3/29/19 15:38	EEH
Chloromethane	ND	2.0	µg/L	1		SW-846 8260C	3/29/19	3/29/19 15:38	EEH
2-Chlorotoluene	ND	0.50	µg/L	1		SW-846 8260C	3/29/19	3/29/19 15:38	EEH
4-Chlorotoluene	ND	0.50	µg/L	1		SW-846 8260C	3/29/19	3/29/19 15:38	EEH
1,2-Dibromo-3-chloropropane (DBCP)	ND	1.0	µg/L	1		SW-846 8260C	3/29/19	3/29/19 15:38	EEH
1,2-Dibromoethane (EDB)	ND	0.50	µg/L	1		SW-846 8260C	3/29/19	3/29/19 15:38	EEH
Dibromomethane	ND	0.50	µg/L	1		SW-846 8260C	3/29/19	3/29/19 15:38	EEH
1,2-Dichlorobenzene	ND	0.50	µg/L	1		SW-846 8260C	3/29/19	3/29/19 15:38	EEH
1,3-Dichlorobenzene	ND	0.50	µg/L	1		SW-846 8260C	3/29/19	3/29/19 15:38	EEH
1,4-Dichlorobenzene	ND	0.50	µg/L	1		SW-846 8260C	3/29/19	3/29/19 15:38	EEH
trans-1,4-Dichloro-2-butene	ND	2.0	µg/L	1		SW-846 8260C	3/29/19	3/29/19 15:38	EEH
Dichlorodifluoromethane (Freon 12)	ND	0.50	µg/L	1		SW-846 8260C	3/29/19	3/29/19 15:38	EEH
1,1-Dichloroethane	ND	0.50	µg/L	1		SW-846 8260C	3/29/19	3/29/19 15:38	EEH
1,2-Dichloroethane	ND	0.50	µg/L	1		SW-846 8260C	3/29/19	3/29/19 15:38	EEH
1,1-Dichloroethylene	ND	0.50	µg/L	1		SW-846 8260C	3/29/19	3/29/19 15:38	EEH
cis-1,2-Dichloroethylene	ND	0.50	µg/L	1		SW-846 8260C	3/29/19	3/29/19 15:38	EEH
trans-1,2-Dichloroethylene	ND	1.0	µg/L	1		SW-846 8260C	3/29/19	3/29/19 15:38	EEH
1,2-Dichloropropane	ND	0.50	µg/L	1		SW-846 8260C	3/29/19	3/29/19 15:38	EEH
1,3-Dichloropropane	ND	0.50	µg/L	1		SW-846 8260C	3/29/19	3/29/19 15:38	EEH
2,2-Dichloropropane	ND	0.50	µg/L	1		SW-846 8260C	3/29/19	3/29/19 15:38	EEH
1,1-Dichloropropene	ND	0.50	µg/L	1		SW-846 8260C	3/29/19	3/29/19 15:38	EEH
cis-1,3-Dichloropropene	ND	0.50	µg/L	1		SW-846 8260C	3/29/19	3/29/19 15:38	EEH
trans-1,3-Dichloropropene	ND	0.50	µg/L	1		SW-846 8260C	3/29/19	3/29/19 15:38	EEH
Ethylbenzene	ND	0.50	µg/L	1		SW-846 8260C	3/29/19	3/29/19 15:38	EEH
Hexachlorobutadiene	ND	0.60	µg/L	1		SW-846 8260C	3/29/19	3/29/19 15:38	EEH
2-Hexanone (MBK)	ND	5.0	µg/L	1		SW-846 8260C	3/29/19	3/29/19 15:38	EEH
Isopropylbenzene (Cumene)	ND	0.50	µg/L	1		SW-846 8260C	3/29/19	3/29/19 15:38	EEH
p-Isopropyltoluene (p-Cymene)	ND	0.50	µg/L	1		SW-846 8260C	3/29/19	3/29/19 15:38	EEH

con-test® ANALYTICAL LABORATORY
39 Spruce Street * East Longmeadow, MA 01028 * FAX 413/525-6405 * TEL. 413/525-2332

Project Location: Simsbury, CT | Sample Description: | Work Order: 19C1457

Date Received: 3/27/2019

Field Sample #: MW-10 | Sampled: 3/26/2019 13:30

Sample ID: 19C1457-05

Sample Matrix: Ground Water

Volatile Organic Compounds by GC/MS

Analyte	Results	RL	Units	Dilution	Flag/Qual	Method	Date Prepared	Date/Time Analyzed	Analyst
Methyl tert-Butyl Ether (MTBE)	ND	0.50	µg/L	1		SW-846 8260C	3/29/19	3/29/19 15:38	EEH
Methylene Chloride	ND	5.0	µg/L	1		SW-846 8260C	3/29/19	3/29/19 15:38	EEH
4-Methyl-2-pentanone (MIBK)	ND	5.0	µg/L	1		SW-846 8260C	3/29/19	3/29/19 15:38	EEH
Naphthalene	ND	2.0	µg/L	1		SW-846 8260C	3/29/19	3/29/19 15:38	EEH
n-Propylbenzene	ND	1.0	µg/L	1		SW-846 8260C	3/29/19	3/29/19 15:38	EEH
Styrene	ND	1.0	µg/L	1		SW-846 8260C	3/29/19	3/29/19 15:38	EEH
1,1,1,2-Tetrachloroethane	ND	0.50	µg/L	1		SW-846 8260C	3/29/19	3/29/19 15:38	EEH
1,1,2,2-Tetrachloroethane	ND	0.50	µg/L	1		SW-846 8260C	3/29/19	3/29/19 15:38	EEH
Tetrachloroethylene	ND	1.0	µg/L	1		SW-846 8260C	3/29/19	3/29/19 15:38	EEH
Tetrahydrofuran	ND	10	µg/L	1		SW-846 8260C	3/29/19	3/29/19 15:38	EEH
Toluene	ND	1.0	µg/L	1		SW-846 8260C	3/29/19	3/29/19 15:38	EEH
1,2,3-Trichlorobenzene	ND	1.0	µg/L	1		SW-846 8260C	3/29/19	3/29/19 15:38	EEH
1,2,4-Trichlorobenzene	ND	0.50	µg/L	1		SW-846 8260C	3/29/19	3/29/19 15:38	EEH
1,1,1-Trichloroethane	ND	0.50	µg/L	1		SW-846 8260C	3/29/19	3/29/19 15:38	EEH
1,1,2-Trichloroethane	ND	0.50	µg/L	1		SW-846 8260C	3/29/19	3/29/19 15:38	EEH
Trichloroethylene	ND	1.0	µg/L	1		SW-846 8260C	3/29/19	3/29/19 15:38	EEH
Trichlorofluoromethane (Freon 11)	ND	2.0	µg/L	1		SW-846 8260C	3/29/19	3/29/19 15:38	EEH
1,2,3-Trichloropropane	ND	0.50	µg/L	1		SW-846 8260C	3/29/19	3/29/19 15:38	EEH
1,1,2-Trichloro-1,2,2-trifluoroethane (Freon 113)	ND	0.50	µg/L	1		SW-846 8260C	3/29/19	3/29/19 15:38	EEH
1,2,4-Trimethylbenzene	ND	0.50	µg/L	1		SW-846 8260C	3/29/19	3/29/19 15:38	EEH
1,3,5-Trimethylbenzene	ND	0.50	µg/L	1		SW-846 8260C	3/29/19	3/29/19 15:38	EEH
Vinyl Chloride	ND	1.0	µg/L	1		SW-846 8260C	3/29/19	3/29/19 15:38	EEH
m+p Xylene	ND	2.0	µg/L	1		SW-846 8260C	3/29/19	3/29/19 15:38	EEH
o-Xylene	ND	1.0	µg/L	1		SW-846 8260C	3/29/19	3/29/19 15:38	EEH

Surrogates	% Recovery	Recovery Limits	Flag/Qual	
1,2-Dichloroethane-d4	89.8	70-130		3/29/19 15:38
Toluene-d8	99.7	70-130		3/29/19 15:38
4-Bromofluorobenzene	99.9	70-130		3/29/19 15:38

con-test® ANALYTICAL LABORATORY
39 Spruce Street * East Longmeadow, MA 01028 * FAX 413/525-6405 * TEL. 413/525-2332

Project Location: Simsbury, CT | Sample Description: | Work Order: 19C1457

Date Received: 3/27/2019

Field Sample #: MW-10 | Sampled: 3/26/2019 13:30

Sample ID: 19C1457-05

Sample Matrix: Ground Water

Semivolatile Organic Compounds by GC/MS

Analyte	Results	RL	Units	Dilution	Flag/Qual	Method	Date Prepared	Date/Time Analyzed	Analyst
Acenaphthene (SIM)	ND	0.30	µg/L	1		SW-846 8270D	4/2/19	4/9/19 10:14	CLA
Acenaphthylene (SIM)	ND	0.30	µg/L	1		SW-846 8270D	4/2/19	4/9/19 10:14	CLA
Anthracene (SIM)	ND	0.20	µg/L	1		SW-846 8270D	4/2/19	4/9/19 10:14	CLA
Benzo(a)anthracene (SIM)	ND	0.050	µg/L	1		SW-846 8270D	4/2/19	4/9/19 10:14	CLA
Benzo(a)pyrene (SIM)	ND	0.10	µg/L	1		SW-846 8270D	4/2/19	4/9/19 10:14	CLA
Benzo(b)fluoranthene (SIM)	ND	0.050	µg/L	1		SW-846 8270D	4/2/19	4/9/19 10:14	CLA
Benzo(g,h,i)perylene (SIM)	ND	0.50	µg/L	1		SW-846 8270D	4/2/19	4/9/19 10:14	CLA
Benzo(k)fluoranthene (SIM)	ND	0.20	µg/L	1		SW-846 8270D	4/2/19	4/9/19 10:14	CLA
Chrysene (SIM)	ND	0.20	µg/L	1		SW-846 8270D	4/2/19	4/9/19 10:14	CLA
Dibenz(a,h)anthracene (SIM)	ND	0.20	µg/L	1		SW-846 8270D	4/2/19	4/9/19 10:14	CLA
Fluoranthene (SIM)	ND	0.50	µg/L	1		SW-846 8270D	4/2/19	4/9/19 10:14	CLA
Fluorene (SIM)	ND	1.0	µg/L	1		SW-846 8270D	4/2/19	4/9/19 10:14	CLA
Indeno(1,2,3-cd)pyrene (SIM)	ND	0.20	µg/L	1		SW-846 8270D	4/2/19	4/9/19 10:14	CLA
2-Methylnaphthalene (SIM)	ND	1.0	µg/L	1		SW-846 8270D	4/2/19	4/9/19 10:14	CLA
Naphthalene (SIM)	ND	1.0	µg/L	1		SW-846 8270D	4/2/19	4/9/19 10:14	CLA
Pentachlorophenol (SIM)	ND	1.0	µg/L	1	V-34	SW-846 8270D	4/2/19	4/9/19 10:14	CLA
Phenanthrene (SIM)	ND	0.050	µg/L	1		SW-846 8270D	4/2/19	4/9/19 10:14	CLA
Pyrene (SIM)	ND	1.0	µg/L	1		SW-846 8270D	4/2/19	4/9/19 10:14	CLA

Surrogates	% Recovery	Recovery Limits	Flag/Qual	
2-Fluorophenol (SIM)	50.5	15-110		4/9/19 10:14
Phenol-d6 (SIM)	33.2	15-110		4/9/19 10:14
Nitrobenzene-d5	84.6	30-130		4/9/19 10:14
2-Fluorobiphenyl	60.8	30-130		4/9/19 10:14
2,4,6-Tribromophenol (SIM)	80.6	15-110		4/9/19 10:14
p-Terphenyl-d14	63.3	30-130		4/9/19 10:14

con-test® ANALYTICAL LABORATORY
39 Spruce Street * East Longmeadow, MA 01028 * FAX 413/525-6405 * TEL. 413/525-2332

Project Location: Simsbury, CT | Sample Description: | Work Order: 19C1457

Date Received: 3/27/2019

Field Sample #: MW-10 | Sampled: 3/26/2019 13:30

Sample ID: 19C1457-05

Sample Matrix: Ground Water

Petroleum Hydrocarbons Analyses

Analyte	Results	RL	Units	Dilution	Flag/Qual	Method	Date Prepared	Date/Time Analyzed	Analyst
CT ETPH	0.37	0.14	mg/L	1		CTDEP ETPH	4/1/19	4/2/19 13:58	RMW

Surrogates	% Recovery	Recovery Limits	Flag/Qual	
2-Fluorobiphenyl	66.8	50-150		4/2/19 13:58

con-test® ANALYTICAL LABORATORY
39 Spruce Street * East Longmeadow, MA 01028 * FAX 413/525-6405 * TEL. 413/525-2332

Project Location: Simsbury, CT | Sample Description: | Work Order: 19C1457

Date Received: 3/27/2019

Field Sample #: MW-10 | Sampled: 3/26/2019 13:30

Sample ID: 19C1457-05

Sample Matrix: Ground Water

Metals Analyses (Total)

Analyte	Results	RL	Units	Dilution	Flag/Qual	Method	Date Prepared	Date/Time Analyzed	Analyst
Lead	ND	1.0	µg/L	1		SW-846 6020B	4/2/19	4/3/19 13:18	MJH

con-test® ANALYTICAL LABORATORY
39 Spruce Street * East Longmeadow, MA 01028 * FAX 413/525-6405 * TEL. 413/525-2332

Project Location: Simsbury, CT | Sample Description: | Work Order: 19C1457

Date Received: 3/27/2019

Field Sample #: MW-T3 | Sampled: 3/26/2019 09:55

Sample ID: 19C1457-06

Sample Matrix: Ground Water

Petroleum Hydrocarbons Analyses

Analyte	Results	RL	Units	Dilution	Flag/Qual	Method	Date Prepared	Date/Time Analyzed	Analyst
CT ETPH	3.9	0.30	mg/L	2		CTDEP ETPH	4/1/19	4/2/19 15:17	RMW

Surrogates	% Recovery	Recovery Limits	Flag/Qual				
2-Fluorobiphenyl	64.6	50-150				4/2/19 15:17	

con-test® ANALYTICAL LABORATORY
39 Spruce Street * East Longmeadow, MA 01028 * FAX 413/525-6405 * TEL. 413/525-2332

Project Location: Simsbury, CT | Sample Description: | Work Order: 19C1457

Date Received: 3/27/2019

Field Sample #: MW-T6 | Sampled: 3/26/2019 10:30

Sample ID: 19C1457-07

Sample Matrix: Ground Water

Petroleum Hydrocarbons Analyses

Analyte	Results	RL	Units	Dilution	Flag/Qual	Method	Date Prepared	Date/Time Analyzed	Analyst
CT ETPH	0.17	0.16	mg/L	1		CTDEP ETPH	4/1/19	4/2/19 12:38	RMW

Surrogates	% Recovery	Recovery Limits	Flag/Qual				
2-Fluorobiphenyl	62.7	50-150				4/2/19 12:38	

con-test® ANALYTICAL LABORATORY
39 Spruce Street * East Longmeadow, MA 01028 * FAX 413/525-6405 * TEL. 413/525-2332

Project Location: Simsbury, CT | Sample Description: | Work Order: 19C1457
Date Received: 3/27/2019
Field Sample #: CCA-3 | Sampled: 3/26/2019 11:20
Sample ID: 19C1457-08
Sample Matrix: Ground Water

Volatile Organic Compounds by GC/MS

Analyte	Results	RL	Units	Dilution	Flag/Qual	Method	Date Prepared	Date/Time Analyzed	Analyst
Acetone	ND	10	µg/L	1		SW-846 8260C	3/29/19	3/29/19 17:24	EEH
Acrylonitrile	ND	2.0	µg/L	1		SW-846 8260C	3/29/19	3/29/19 17:24	EEH
Benzene	ND	0.50	µg/L	1		SW-846 8260C	3/29/19	3/29/19 17:24	EEH
Bromobenzene	ND	0.50	µg/L	1		SW-846 8260C	3/29/19	3/29/19 17:24	EEH
Bromodichloromethane	ND	0.50	µg/L	1		SW-846 8260C	3/29/19	3/29/19 17:24	EEH
Bromoform	ND	2.0	µg/L	1		SW-846 8260C	3/29/19	3/29/19 17:24	EEH
Bromomethane	ND	1.0	µg/L	1		SW-846 8260C	3/29/19	3/29/19 17:24	EEH
2-Butanone (MEK)	ND	5.0	µg/L	1		SW-846 8260C	3/29/19	3/29/19 17:24	EEH
n-Butylbenzene	ND	1.0	µg/L	1		SW-846 8260C	3/29/19	3/29/19 17:24	EEH
sec-Butylbenzene	ND	1.0	µg/L	1		SW-846 8260C	3/29/19	3/29/19 17:24	EEH
tert-Butylbenzene	ND	1.0	µg/L	1		SW-846 8260C	3/29/19	3/29/19 17:24	EEH
Carbon Disulfide	ND	5.0	µg/L	1		SW-846 8260C	3/29/19	3/29/19 17:24	EEH
Carbon Tetrachloride	ND	0.50	µg/L	1		SW-846 8260C	3/29/19	3/29/19 17:24	EEH
Chlorobenzene	ND	0.50	µg/L	1		SW-846 8260C	3/29/19	3/29/19 17:24	EEH
Chlorodibromomethane	ND	0.50	µg/L	1		SW-846 8260C	3/29/19	3/29/19 17:24	EEH
Chloroethane	ND	1.0	µg/L	1		SW-846 8260C	3/29/19	3/29/19 17:24	EEH
Chloroform	ND	0.50	µg/L	1		SW-846 8260C	3/29/19	3/29/19 17:24	EEH
Chloromethane	ND	2.0	µg/L	1		SW-846 8260C	3/29/19	3/29/19 17:24	EEH
2-Chlorotoluene	ND	0.50	µg/L	1		SW-846 8260C	3/29/19	3/29/19 17:24	EEH
4-Chlorotoluene	ND	0.50	µg/L	1		SW-846 8260C	3/29/19	3/29/19 17:24	EEH
1,2-Dibromo-3-chloropropane (DBCP)	ND	1.0	µg/L	1		SW-846 8260C	3/29/19	3/29/19 17:24	EEH
1,2-Dibromoethane (EDB)	ND	0.50	µg/L	1		SW-846 8260C	3/29/19	3/29/19 17:24	EEH
Dibromomethane	ND	0.50	µg/L	1		SW-846 8260C	3/29/19	3/29/19 17:24	EEH
1,2-Dichlorobenzene	ND	0.50	µg/L	1		SW-846 8260C	3/29/19	3/29/19 17:24	EEH
1,3-Dichlorobenzene	ND	0.50	µg/L	1		SW-846 8260C	3/29/19	3/29/19 17:24	EEH
1,4-Dichlorobenzene	ND	0.50	µg/L	1		SW-846 8260C	3/29/19	3/29/19 17:24	EEH
trans-1,4-Dichloro-2-butene	ND	2.0	µg/L	1		SW-846 8260C	3/29/19	3/29/19 17:24	EEH
Dichlorodifluoromethane (Freon 12)	ND	0.50	µg/L	1		SW-846 8260C	3/29/19	3/29/19 17:24	EEH
1,1-Dichloroethane	ND	0.50	µg/L	1		SW-846 8260C	3/29/19	3/29/19 17:24	EEH
1,2-Dichloroethane	ND	0.50	µg/L	1		SW-846 8260C	3/29/19	3/29/19 17:24	EEH
1,1-Dichloroethylene	ND	0.50	µg/L	1		SW-846 8260C	3/29/19	3/29/19 17:24	EEH
cis-1,2-Dichloroethylene	ND	0.50	µg/L	1		SW-846 8260C	3/29/19	3/29/19 17:24	EEH
trans-1,2-Dichloroethylene	ND	1.0	µg/L	1		SW-846 8260C	3/29/19	3/29/19 17:24	EEH
1,2-Dichloropropane	ND	0.50	µg/L	1		SW-846 8260C	3/29/19	3/29/19 17:24	EEH
1,3-Dichloropropane	ND	0.50	µg/L	1		SW-846 8260C	3/29/19	3/29/19 17:24	EEH
2,2-Dichloropropane	ND	0.50	µg/L	1		SW-846 8260C	3/29/19	3/29/19 17:24	EEH
1,1-Dichloropropene	ND	0.50	µg/L	1		SW-846 8260C	3/29/19	3/29/19 17:24	EEH
cis-1,3-Dichloropropene	ND	0.50	µg/L	1		SW-846 8260C	3/29/19	3/29/19 17:24	EEH
trans-1,3-Dichloropropene	ND	0.50	µg/L	1		SW-846 8260C	3/29/19	3/29/19 17:24	EEH
Ethylbenzene	ND	0.50	µg/L	1		SW-846 8260C	3/29/19	3/29/19 17:24	EEH
Hexachlorobutadiene	ND	0.60	µg/L	1		SW-846 8260C	3/29/19	3/29/19 17:24	EEH
2-Hexanone (MBK)	ND	5.0	µg/L	1		SW-846 8260C	3/29/19	3/29/19 17:24	EEH
Isopropylbenzene (Cumene)	ND	0.50	µg/L	1		SW-846 8260C	3/29/19	3/29/19 17:24	EEH
p-Isopropyltoluene (p-Cymene)	ND	0.50	µg/L	1		SW-846 8260C	3/29/19	3/29/19 17:24	EEH

con-test® ANALYTICAL LABORATORY
39 Spruce Street * East Longmeadow, MA 01028 * FAX 413/525-6405 * TEL. 413/525-2332

Project Location: Simsbury, CT | Sample Description: | Work Order: 19C1457

Date Received: 3/27/2019

Field Sample #: CCA-3 | Sampled: 3/26/2019 11:20

Sample ID: 19C1457-08

Sample Matrix: Ground Water

Volatile Organic Compounds by GC/MS

Analyte	Results	RL	Units	Dilution	Flag/Qual	Method	Date Prepared	Date/Time Analyzed	Analyst
Methyl tert-Butyl Ether (MTBE)	ND	0.50	µg/L	1		SW-846 8260C	3/29/19	3/29/19 17:24	EEH
Methylene Chloride	ND	5.0	µg/L	1		SW-846 8260C	3/29/19	3/29/19 17:24	EEH
4-Methyl-2-pentanone (MIBK)	ND	5.0	µg/L	1		SW-846 8260C	3/29/19	3/29/19 17:24	EEH
Naphthalene	ND	2.0	µg/L	1		SW-846 8260C	3/29/19	3/29/19 17:24	EEH
n-Propylbenzene	ND	1.0	µg/L	1		SW-846 8260C	3/29/19	3/29/19 17:24	EEH
Styrene	ND	1.0	µg/L	1		SW-846 8260C	3/29/19	3/29/19 17:24	EEH
1,1,1,2-Tetrachloroethane	ND	0.50	µg/L	1		SW-846 8260C	3/29/19	3/29/19 17:24	EEH
1,1,2,2-Tetrachloroethane	ND	0.50	µg/L	1		SW-846 8260C	3/29/19	3/29/19 17:24	EEH
Tetrachloroethylene	ND	1.0	µg/L	1		SW-846 8260C	3/29/19	3/29/19 17:24	EEH
Tetrahydrofuran	ND	10	µg/L	1		SW-846 8260C	3/29/19	3/29/19 17:24	EEH
Toluene	ND	1.0	µg/L	1		SW-846 8260C	3/29/19	3/29/19 17:24	EEH
1,2,3-Trichlorobenzene	ND	1.0	µg/L	1		SW-846 8260C	3/29/19	3/29/19 17:24	EEH
1,2,4-Trichlorobenzene	ND	0.50	µg/L	1		SW-846 8260C	3/29/19	3/29/19 17:24	EEH
1,1,1-Trichloroethane	ND	0.50	µg/L	1		SW-846 8260C	3/29/19	3/29/19 17:24	EEH
1,1,2-Trichloroethane	ND	0.50	µg/L	1		SW-846 8260C	3/29/19	3/29/19 17:24	EEH
Trichloroethylene	ND	1.0	µg/L	1		SW-846 8260C	3/29/19	3/29/19 17:24	EEH
Trichlorofluoromethane (Freon 11)	ND	2.0	µg/L	1		SW-846 8260C	3/29/19	3/29/19 17:24	EEH
1,2,3-Trichloropropane	ND	0.50	µg/L	1		SW-846 8260C	3/29/19	3/29/19 17:24	EEH
1,1,2-Trichloro-1,2,2-trifluoroethane (Freon 113)	ND	0.50	µg/L	1		SW-846 8260C	3/29/19	3/29/19 17:24	EEH
1,2,4-Trimethylbenzene	ND	0.50	µg/L	1		SW-846 8260C	3/29/19	3/29/19 17:24	EEH
1,3,5-Trimethylbenzene	ND	0.50	µg/L	1		SW-846 8260C	3/29/19	3/29/19 17:24	EEH
Vinyl Chloride	ND	1.0	µg/L	1		SW-846 8260C	3/29/19	3/29/19 17:24	EEH
m+p Xylene	ND	2.0	µg/L	1		SW-846 8260C	3/29/19	3/29/19 17:24	EEH
o-Xylene	ND	1.0	µg/L	1		SW-846 8260C	3/29/19	3/29/19 17:24	EEH

Surrogates	% Recovery	Recovery Limits	Flag/Qual	
1,2-Dichloroethane-d4	88.9	70-130		3/29/19 17:24
Toluene-d8	100	70-130		3/29/19 17:24
4-Bromofluorobenzene	95.8	70-130		3/29/19 17:24

con-test® ANALYTICAL LABORATORY
39 Spruce Street * East Longmeadow, MA 01028 * FAX 413/525-6405 * TEL. 413/525-2332

Project Location: Simsbury, CT | Sample Description: | Work Order: 19C1457

Date Received: 3/27/2019

Field Sample #: CCA-3 | Sampled: 3/26/2019 11:20

Sample ID: 19C1457-08

Sample Matrix: Ground Water

Semivolatile Organic Compounds by GC/MS

Analyte	Results	RL	Units	Dilution	Flag/Qual	Method	Date Prepared	Date/Time Analyzed	Analyst
Acenaphthene (SIM)	ND	0.33	µg/L	1		SW-846 8270D	3/31/19	4/9/19 14:07	CLA
Acenaphthylene (SIM)	ND	0.33	µg/L	1		SW-846 8270D	3/31/19	4/9/19 14:07	CLA
Aniline	ND	5.6	µg/L	1	V-34	SW-846 8270D	3/31/19	4/2/19 11:51	BGL
Anthracene (SIM)	ND	0.22	µg/L	1		SW-846 8270D	3/31/19	4/9/19 14:07	CLA
Benzo(a)anthracene (SIM)	ND	0.056	µg/L	1		SW-846 8270D	3/31/19	4/9/19 14:07	CLA
Benzo(a)pyrene (SIM)	ND	0.11	µg/L	1		SW-846 8270D	3/31/19	4/9/19 14:07	CLA
Benzo(b)fluoranthene (SIM)	ND	0.056	µg/L	1		SW-846 8270D	3/31/19	4/9/19 14:07	CLA
Benzo(g,h,i)perylene (SIM)	ND	0.56	µg/L	1		SW-846 8270D	3/31/19	4/9/19 14:07	CLA
Benzo(k)fluoranthene (SIM)	ND	0.22	µg/L	1		SW-846 8270D	3/31/19	4/9/19 14:07	CLA
Bis(2-chloroethoxy)methane	ND	11	µg/L	1		SW-846 8270D	3/31/19	4/2/19 11:51	BGL
Bis(2-chloroethyl)ether	ND	11	µg/L	1		SW-846 8270D	3/31/19	4/2/19 11:51	BGL
Bis(2-chloroisopropyl)ether	ND	11	µg/L	1		SW-846 8270D	3/31/19	4/2/19 11:51	BGL
Bis(2-Ethylhexyl)phthalate	ND	2.2	µg/L	1		SW-846 8270D	3/31/19	4/2/19 11:51	BGL
4-Bromophenylphenylether	ND	11	µg/L	1		SW-846 8270D	3/31/19	4/2/19 11:51	BGL
Butylbenzylphthalate	ND	11	µg/L	1		SW-846 8270D	3/31/19	4/2/19 11:51	BGL
Carbazole	ND	11	µg/L	1		SW-846 8270D	3/31/19	4/2/19 11:51	BGL
4-Chloroaniline	ND	11	µg/L	1	V-34	SW-846 8270D	3/31/19	4/2/19 11:51	BGL
4-Chloro-3-methylphenol	ND	11	µg/L	1		SW-846 8270D	3/31/19	4/2/19 11:51	BGL
2-Chloronaphthalene	ND	11	µg/L	1		SW-846 8270D	3/31/19	4/2/19 11:51	BGL
2-Chlorophenol	ND	11	µg/L	1		SW-846 8270D	3/31/19	4/2/19 11:51	BGL
4-Chlorophenylphenylether	ND	11	µg/L	1		SW-846 8270D	3/31/19	4/2/19 11:51	BGL
Chrysene (SIM)	ND	0.22	µg/L	1		SW-846 8270D	3/31/19	4/9/19 14:07	CLA
Dibenz(a,h)anthracene (SIM)	ND	0.22	µg/L	1		SW-846 8270D	3/31/19	4/9/19 14:07	CLA
Dibenzofuran	ND	5.6	µg/L	1		SW-846 8270D	3/31/19	4/2/19 11:51	BGL
Di-n-butylphthalate	ND	11	µg/L	1		SW-846 8270D	3/31/19	4/2/19 11:51	BGL
3,3-Dichlorobenzidine	ND	11	µg/L	1	V-34	SW-846 8270D	3/31/19	4/2/19 11:51	BGL
2,4-Dichlorophenol	ND	11	µg/L	1		SW-846 8270D	3/31/19	4/2/19 11:51	BGL
Diethylphthalate	ND	11	µg/L	1		SW-846 8270D	3/31/19	4/2/19 11:51	BGL
2,4-Dimethylphenol	ND	11	µg/L	1		SW-846 8270D	3/31/19	4/2/19 11:51	BGL
Dimethylphthalate	ND	11	µg/L	1		SW-846 8270D	3/31/19	4/2/19 11:51	BGL
4,6-Dinitro-2-methylphenol	ND	11	µg/L	1		SW-846 8270D	3/31/19	4/2/19 11:51	BGL
2,4-Dinitrophenol	ND	11	µg/L	1		SW-846 8270D	3/31/19	4/2/19 11:51	BGL
2,4-Dinitrotoluene	ND	11	µg/L	1		SW-846 8270D	3/31/19	4/2/19 11:51	BGL
2,6-Dinitrotoluene	ND	11	µg/L	1		SW-846 8270D	3/31/19	4/2/19 11:51	BGL
Di-n-octylphthalate	ND	11	µg/L	1		SW-846 8270D	3/31/19	4/2/19 11:51	BGL
Fluoranthene (SIM)	ND	0.56	µg/L	1		SW-846 8270D	3/31/19	4/9/19 14:07	CLA
Fluorene (SIM)	ND	1.1	µg/L	1		SW-846 8270D	3/31/19	4/9/19 14:07	CLA
Hexachlorobenzene	ND	5.6	µg/L	1	RL-03	SW-846 8270D	3/31/19	4/2/19 11:51	BGL
Hexachlorobutadiene	ND	11	µg/L	1		SW-846 8270D	3/31/19	4/2/19 11:51	BGL
Hexachlorocyclopentadiene	ND	11	µg/L	1		SW-846 8270D	3/31/19	4/2/19 11:51	BGL
Hexachloroethane	ND	2.2	µg/L	1		SW-846 8270D	3/31/19	4/2/19 11:51	BGL
Indeno(1,2,3-cd)pyrene (SIM)	ND	0.22	µg/L	1		SW-846 8270D	3/31/19	4/9/19 14:07	CLA
Isophorone	ND	11	µg/L	1		SW-846 8270D	3/31/19	4/2/19 11:51	BGL
2-Methylnaphthalene (SIM)	ND	1.1	µg/L	1		SW-846 8270D	3/31/19	4/9/19 14:07	CLA

con-test® ANALYTICAL LABORATORY
39 Spruce Street * East Longmeadow, MA 01028 * FAX 413/525-6405 * TEL. 413/525-2332

Project Location: Simsbury, CT | Sample Description: | Work Order: 19C1457

Date Received: 3/27/2019

Field Sample #: CCA-3 | Sampled: 3/26/2019 11:20

Sample ID: 19C1457-08

Sample Matrix: Ground Water

Semivolatile Organic Compounds by GC/MS

Analyte	Results	RL	Units	Dilution	Flag/Qual	Method	Date Prepared	Date/Time Analyzed	Analyst
2-Methylphenol	ND	11	µg/L	1		SW-846 8270D	3/31/19	4/2/19 11:51	BGL
3/4-Methylphenol	ND	11	µg/L	1		SW-846 8270D	3/31/19	4/2/19 11:51	BGL
Naphthalene (SIM)	ND	1.1	µg/L	1		SW-846 8270D	3/31/19	4/9/19 14:07	CLA
2-Nitroaniline	ND	11	µg/L	1		SW-846 8270D	3/31/19	4/2/19 11:51	BGL
3-Nitroaniline	ND	11	µg/L	1	V-34	SW-846 8270D	3/31/19	4/2/19 11:51	BGL
4-Nitroaniline	ND	11	µg/L	1		SW-846 8270D	3/31/19	4/2/19 11:51	BGL
Pentachlorophenol (SIM)	ND	1.1	µg/L	1	V-34	SW-846 8270D	3/31/19	4/9/19 14:07	CLA
Nitrobenzene	ND	11	µg/L	1		SW-846 8270D	3/31/19	4/2/19 11:51	BGL
2-Nitrophenol	ND	11	µg/L	1		SW-846 8270D	3/31/19	4/2/19 11:51	BGL
4-Nitrophenol	ND	11	µg/L	1		SW-846 8270D	3/31/19	4/2/19 11:51	BGL
N-Nitrosodiphenylamine/Diphenylamine	ND	11	µg/L	1		SW-846 8270D	3/31/19	4/2/19 11:51	BGL
N-Nitrosodi-n-propylamine	ND	11	µg/L	1		SW-846 8270D	3/31/19	4/2/19 11:51	BGL
Pentachloronitrobenzene	ND	11	µg/L	1	V-16	SW-846 8270D	3/31/19	4/2/19 11:51	BGL
Phenanthrene (SIM)	ND	0.056	µg/L	1		SW-846 8270D	3/31/19	4/9/19 14:07	CLA
Phenol	ND	11	µg/L	1		SW-846 8270D	3/31/19	4/2/19 11:51	BGL
Pyrene (SIM)	ND	1.1	µg/L	1		SW-846 8270D	3/31/19	4/9/19 14:07	CLA
Pyridine	ND	5.6	µg/L	1		SW-846 8270D	3/31/19	4/2/19 11:51	BGL
1,2,4,5-Tetrachlorobenzene	ND	11	µg/L	1		SW-846 8270D	3/31/19	4/2/19 11:51	BGL
1,2,4-Trichlorobenzene	ND	5.6	µg/L	1		SW-846 8270D	3/31/19	4/2/19 11:51	BGL
2,4,5-Trichlorophenol	ND	11	µg/L	1		SW-846 8270D	3/31/19	4/2/19 11:51	BGL
2,4,6-Trichlorophenol	ND	11	µg/L	1		SW-846 8270D	3/31/19	4/2/19 11:51	BGL

Surrogates	% Recovery	Recovery Limits	Flag/Qual	
2-Fluorophenol	54.0	15-110		4/2/19 11:51
2-Fluorophenol (SIM)	48.5	15-110		4/9/19 14:07
Phenol-d6	38.0	15-110		4/2/19 11:51
Phenol-d6 (SIM)	33.0	15-110		4/9/19 14:07
Nitrobenzene-d5	78.2	30-130		4/2/19 11:51
Nitrobenzene-d5	75.7	30-130		4/9/19 14:07
2-Fluorobiphenyl	53.9	30-130		4/9/19 14:07
2-Fluorobiphenyl	85.4	30-130		4/2/19 11:51
2,4,6-Tribromophenol	100	15-110		4/2/19 11:51
2,4,6-Tribromophenol (SIM)	74.6	15-110		4/9/19 14:07
p-Terphenyl-d14	89.8	30-130		4/2/19 11:51
p-Terphenyl-d14	70.5	30-130		4/9/19 14:07

con-test® ANALYTICAL LABORATORY
39 Spruce Street * East Longmeadow, MA 01028 * FAX 413/525-6405 * TEL. 413/525-2332

Project Location: Simsbury, CT
Sample Description:
Work Order: 19C1457

Date Received: 3/27/2019

Field Sample #: CCA-3
Sampled: 3/26/2019 11:20

Sample ID: 19C1457-08

Sample Matrix: Ground Water

Petroleum Hydrocarbons Analyses

Analyte	Results	RL	Units	Dilution	Flag/Qual	Method	Date Prepared	Date/Time Analyzed	Analyst
CT ETPH	ND	0.17	mg/L	1		CTDEP ETPH	4/1/19	4/2/19 12:58	RMW

Surrogates	% Recovery	Recovery Limits	Flag/Qual				
2-Fluorobiphenyl	61.5	50-150				4/2/19 12:58	

con-test® ANALYTICAL LABORATORY
39 Spruce Street * East Longmeadow, MA 01028 * FAX 413/525-6405 * TEL. 413/525-2332

Project Location: Simsbury, CT | Sample Description: | Work Order: 19C1457

Date Received: 3/27/2019

Field Sample #: CCA-3 | Sampled: 3/26/2019 11:20

Sample ID: 19C1457-08

Sample Matrix: Ground Water

Metals Analyses (Total)

Analyte	Results	RL	Units	Dilution	Flag/Qual	Method	Date Prepared	Date/Time Analyzed	Analyst
Arsenic	ND	0.40	µg/L	1		SW-846 6020B	4/2/19	4/3/19 13:30	QNW
Barium	82	10	µg/L	1		SW-846 6020B	4/2/19	4/3/19 13:30	QNW
Cadmium	ND	0.50	µg/L	1		SW-846 6020B	4/2/19	4/3/19 13:30	QNW
Chromium	ND	1.0	µg/L	1		SW-846 6020B	4/2/19	4/3/19 13:30	QNW
Lead	ND	1.0	µg/L	1		SW-846 6020B	4/2/19	4/3/19 13:30	QNW
Mercury	ND	0.00010	mg/L	1		SW-846 7470A	3/28/19	3/29/19 11:24	AJL
Selenium	ND	5.0	µg/L	1		SW-846 6020B	4/2/19	4/3/19 13:30	QNW
Silver	ND	0.50	µg/L	1		SW-846 6020B	4/2/19	4/3/19 13:30	QNW

con-test® ANALYTICAL LABORATORY
39 Spruce Street * East Longmeadow, MA 01028 * FAX 413/525-6405 * TEL. 413/525-2332

Project Location: Simsbury, CT | Sample Description: | Work Order: 19C1457

Date Received: 3/27/2019

Field Sample #: MW-6 | Sampled: 3/26/2019 12:35

Sample ID: 19C1457-09

Sample Matrix: Ground Water

Semivolatile Organic Compounds by GC/MS

Analyte	Results	RL	Units	Dilution	Flag/Qual	Method	Date Prepared	Date/Time Analyzed	Analyst
Acenaphthene (SIM)	ND	0.30	µg/L	1		SW-846 8270D	4/2/19	4/9/19 10:43	CLA
Acenaphthylene (SIM)	ND	0.30	µg/L	1		SW-846 8270D	4/2/19	4/9/19 10:43	CLA
Anthracene (SIM)	ND	0.20	µg/L	1		SW-846 8270D	4/2/19	4/9/19 10:43	CLA
Benzo(a)anthracene (SIM)	ND	0.051	µg/L	1		SW-846 8270D	4/2/19	4/9/19 10:43	CLA
Benzo(a)pyrene (SIM)	ND	0.10	µg/L	1		SW-846 8270D	4/2/19	4/9/19 10:43	CLA
Benzo(b)fluoranthene (SIM)	ND	0.051	µg/L	1		SW-846 8270D	4/2/19	4/9/19 10:43	CLA
Benzo(g,h,i)perylene (SIM)	ND	0.51	µg/L	1		SW-846 8270D	4/2/19	4/9/19 10:43	CLA
Benzo(k)fluoranthene (SIM)	ND	0.20	µg/L	1		SW-846 8270D	4/2/19	4/9/19 10:43	CLA
Chrysene (SIM)	ND	0.20	µg/L	1		SW-846 8270D	4/2/19	4/9/19 10:43	CLA
Dibenz(a,h)anthracene (SIM)	ND	0.20	µg/L	1		SW-846 8270D	4/2/19	4/9/19 10:43	CLA
Fluoranthene (SIM)	ND	0.51	µg/L	1		SW-846 8270D	4/2/19	4/9/19 10:43	CLA
Fluorene (SIM)	ND	1.0	µg/L	1		SW-846 8270D	4/2/19	4/9/19 10:43	CLA
Indeno(1,2,3-cd)pyrene (SIM)	ND	0.20	µg/L	1		SW-846 8270D	4/2/19	4/9/19 10:43	CLA
2-Methylnaphthalene (SIM)	ND	1.0	µg/L	1		SW-846 8270D	4/2/19	4/9/19 10:43	CLA
Naphthalene (SIM)	ND	1.0	µg/L	1		SW-846 8270D	4/2/19	4/9/19 10:43	CLA
Pentachlorophenol (SIM)	ND	1.0	µg/L	1	V-34	SW-846 8270D	4/2/19	4/9/19 10:43	CLA
Phenanthrene (SIM)	ND	0.051	µg/L	1		SW-846 8270D	4/2/19	4/9/19 10:43	CLA
Pyrene (SIM)	ND	1.0	µg/L	1		SW-846 8270D	4/2/19	4/9/19 10:43	CLA

Surrogates	% Recovery	Recovery Limits	Flag/Qual	
2-Fluorophenol (SIM)	49.3	15-110		4/9/19 10:43
Phenol-d6 (SIM)	33.5	15-110		4/9/19 10:43
Nitrobenzene-d5	86.5	30-130		4/9/19 10:43
2-Fluorobiphenyl	61.6	30-130		4/9/19 10:43
2,4,6-Tribromophenol (SIM)	81.4	15-110		4/9/19 10:43
p-Terphenyl-d14	62.1	30-130		4/9/19 10:43

con-test® ANALYTICAL LABORATORY
39 Spruce Street * East Longmeadow, MA 01028 * FAX 413/525-6405 * TEL. 413/525-2332

Project Location: Simsbury, CT | Sample Description: | Work Order: 19C1457

Date Received: 3/27/2019

Field Sample #: MW-6 | Sampled: 3/26/2019 12:35

Sample ID: 19C1457-09

Sample Matrix: Ground Water

Petroleum Hydrocarbons Analyses

Analyte	Results	RL	Units	Dilution	Flag/Qual	Method	Date Prepared	Date/Time Analyzed	Analyst
CT ETPH	0.52	0.15	mg/L	1		CTDEP ETPH	4/1/19	4/2/19 14:37	RMW

Surrogates	% Recovery	Recovery Limits	Flag/Qual				
2-Fluorobiphenyl	61.1	50-150					4/2/19 14:37

con-test® ANALYTICAL LABORATORY
39 Spruce Street * East Longmeadow, MA 01028 * FAX 413/525-6405 * TEL. 413/525-2332

Project Location: Simsbury, CT | Sample Description: | Work Order: 19C1457

Date Received: 3/27/2019

Field Sample #: MW-2a | Sampled: 3/26/2019 14:30

Sample ID: 19C1457-10

Sample Matrix: Ground Water

Volatile Organic Compounds by GC/MS

Analyte	Results	RL	Units	Dilution	Flag/Qual	Method	Date Prepared	Date/Time Analyzed	Analyst
Acetone	ND	10	µg/L	1		SW-846 8260C	3/29/19	3/29/19 16:05	EEH
Acrylonitrile	ND	2.0	µg/L	1		SW-846 8260C	3/29/19	3/29/19 16:05	EEH
Benzene	ND	0.50	µg/L	1		SW-846 8260C	3/29/19	3/29/19 16:05	EEH
Bromobenzene	ND	0.50	µg/L	1		SW-846 8260C	3/29/19	3/29/19 16:05	EEH
Bromodichloromethane	ND	0.50	µg/L	1		SW-846 8260C	3/29/19	3/29/19 16:05	EEH
Bromoform	ND	2.0	µg/L	1		SW-846 8260C	3/29/19	3/29/19 16:05	EEH
Bromomethane	ND	1.0	µg/L	1		SW-846 8260C	3/29/19	3/29/19 16:05	EEH
2-Butanone (MEK)	ND	5.0	µg/L	1		SW-846 8260C	3/29/19	3/29/19 16:05	EEH
n-Butylbenzene	ND	1.0	µg/L	1		SW-846 8260C	3/29/19	3/29/19 16:05	EEH
sec-Butylbenzene	ND	1.0	µg/L	1		SW-846 8260C	3/29/19	3/29/19 16:05	EEH
tert-Butylbenzene	ND	1.0	µg/L	1		SW-846 8260C	3/29/19	3/29/19 16:05	EEH
Carbon Disulfide	ND	5.0	µg/L	1		SW-846 8260C	3/29/19	3/29/19 16:05	EEH
Carbon Tetrachloride	ND	0.50	µg/L	1		SW-846 8260C	3/29/19	3/29/19 16:05	EEH
Chlorobenzene	ND	0.50	µg/L	1		SW-846 8260C	3/29/19	3/29/19 16:05	EEH
Chlorodibromomethane	ND	0.50	µg/L	1		SW-846 8260C	3/29/19	3/29/19 16:05	EEH
Chloroethane	ND	1.0	µg/L	1		SW-846 8260C	3/29/19	3/29/19 16:05	EEH
Chloroform	ND	0.50	µg/L	1		SW-846 8260C	3/29/19	3/29/19 16:05	EEH
Chloromethane	ND	2.0	µg/L	1		SW-846 8260C	3/29/19	3/29/19 16:05	EEH
2-Chlorotoluene	ND	0.50	µg/L	1		SW-846 8260C	3/29/19	3/29/19 16:05	EEH
4-Chlorotoluene	ND	0.50	µg/L	1		SW-846 8260C	3/29/19	3/29/19 16:05	EEH
1,2-Dibromo-3-chloropropane (DBCP)	ND	1.0	µg/L	1		SW-846 8260C	3/29/19	3/29/19 16:05	EEH
1,2-Dibromoethane (EDB)	ND	0.50	µg/L	1		SW-846 8260C	3/29/19	3/29/19 16:05	EEH
Dibromomethane	ND	0.50	µg/L	1		SW-846 8260C	3/29/19	3/29/19 16:05	EEH
1,2-Dichlorobenzene	ND	0.50	µg/L	1		SW-846 8260C	3/29/19	3/29/19 16:05	EEH
1,3-Dichlorobenzene	ND	0.50	µg/L	1		SW-846 8260C	3/29/19	3/29/19 16:05	EEH
1,4-Dichlorobenzene	ND	0.50	µg/L	1		SW-846 8260C	3/29/19	3/29/19 16:05	EEH
trans-1,4-Dichloro-2-butene	ND	2.0	µg/L	1		SW-846 8260C	3/29/19	3/29/19 16:05	EEH
Dichlorodifluoromethane (Freon 12)	ND	0.50	µg/L	1		SW-846 8260C	3/29/19	3/29/19 16:05	EEH
1,1-Dichloroethane	ND	0.50	µg/L	1		SW-846 8260C	3/29/19	3/29/19 16:05	EEH
1,2-Dichloroethane	ND	0.50	µg/L	1		SW-846 8260C	3/29/19	3/29/19 16:05	EEH
1,1-Dichloroethylene	ND	0.50	µg/L	1		SW-846 8260C	3/29/19	3/29/19 16:05	EEH
cis-1,2-Dichloroethylene	ND	0.50	µg/L	1		SW-846 8260C	3/29/19	3/29/19 16:05	EEH
trans-1,2-Dichloroethylene	ND	1.0	µg/L	1		SW-846 8260C	3/29/19	3/29/19 16:05	EEH
1,2-Dichloropropane	ND	0.50	µg/L	1		SW-846 8260C	3/29/19	3/29/19 16:05	EEH
1,3-Dichloropropane	ND	0.50	µg/L	1		SW-846 8260C	3/29/19	3/29/19 16:05	EEH
2,2-Dichloropropane	ND	0.50	µg/L	1		SW-846 8260C	3/29/19	3/29/19 16:05	EEH
1,1-Dichloropropene	ND	0.50	µg/L	1		SW-846 8260C	3/29/19	3/29/19 16:05	EEH
cis-1,3-Dichloropropene	ND	0.50	µg/L	1		SW-846 8260C	3/29/19	3/29/19 16:05	EEH
trans-1,3-Dichloropropene	ND	0.50	µg/L	1		SW-846 8260C	3/29/19	3/29/19 16:05	EEH
Ethylbenzene	ND	0.50	µg/L	1		SW-846 8260C	3/29/19	3/29/19 16:05	EEH
Hexachlorobutadiene	ND	0.60	µg/L	1		SW-846 8260C	3/29/19	3/29/19 16:05	EEH
2-Hexanone (MBK)	ND	5.0	µg/L	1		SW-846 8260C	3/29/19	3/29/19 16:05	EEH
Isopropylbenzene (Cumene)	ND	0.50	µg/L	1		SW-846 8260C	3/29/19	3/29/19 16:05	EEH
p-Isopropyltoluene (p-Cymene)	ND	0.50	µg/L	1		SW-846 8260C	3/29/19	3/29/19 16:05	EEH

con-test® ANALYTICAL LABORATORY
39 Spruce Street * East Longmeadow, MA 01028 * FAX 413/525-6405 * TEL. 413/525-2332

Project Location: Simsbury, CT | Sample Description: | Work Order: 19C1457

Date Received: 3/27/2019

Field Sample #: MW-2a | Sampled: 3/26/2019 14:30

Sample ID: 19C1457-10

Sample Matrix: Ground Water

Volatile Organic Compounds by GC/MS

Analyte	Results	RL	Units	Dilution	Flag/Qual	Method	Date Prepared	Date/Time Analyzed	Analyst
Methyl tert-Butyl Ether (MTBE)	ND	0.50	µg/L	1		SW-846 8260C	3/29/19	3/29/19 16:05	EEH
Methylene Chloride	ND	5.0	µg/L	1		SW-846 8260C	3/29/19	3/29/19 16:05	EEH
4-Methyl-2-pentanone (MIBK)	ND	5.0	µg/L	1		SW-846 8260C	3/29/19	3/29/19 16:05	EEH
Naphthalene	ND	2.0	µg/L	1		SW-846 8260C	3/29/19	3/29/19 16:05	EEH
n-Propylbenzene	ND	1.0	µg/L	1		SW-846 8260C	3/29/19	3/29/19 16:05	EEH
Styrene	ND	1.0	µg/L	1		SW-846 8260C	3/29/19	3/29/19 16:05	EEH
1,1,1,2-Tetrachloroethane	ND	0.50	µg/L	1		SW-846 8260C	3/29/19	3/29/19 16:05	EEH
1,1,2,2-Tetrachloroethane	ND	0.50	µg/L	1		SW-846 8260C	3/29/19	3/29/19 16:05	EEH
Tetrachloroethylene	ND	1.0	µg/L	1		SW-846 8260C	3/29/19	3/29/19 16:05	EEH
Tetrahydrofuran	ND	10	µg/L	1		SW-846 8260C	3/29/19	3/29/19 16:05	EEH
Toluene	ND	1.0	µg/L	1		SW-846 8260C	3/29/19	3/29/19 16:05	EEH
1,2,3-Trichlorobenzene	ND	1.0	µg/L	1		SW-846 8260C	3/29/19	3/29/19 16:05	EEH
1,2,4-Trichlorobenzene	ND	0.50	µg/L	1		SW-846 8260C	3/29/19	3/29/19 16:05	EEH
1,1,1-Trichloroethane	ND	0.50	µg/L	1		SW-846 8260C	3/29/19	3/29/19 16:05	EEH
1,1,2-Trichloroethane	ND	0.50	µg/L	1		SW-846 8260C	3/29/19	3/29/19 16:05	EEH
Trichloroethylene	ND	1.0	µg/L	1		SW-846 8260C	3/29/19	3/29/19 16:05	EEH
Trichlorofluoromethane (Freon 11)	ND	2.0	µg/L	1		SW-846 8260C	3/29/19	3/29/19 16:05	EEH
1,2,3-Trichloropropane	ND	0.50	µg/L	1		SW-846 8260C	3/29/19	3/29/19 16:05	EEH
1,1,2-Trichloro-1,2,2-trifluoroethane (Freon 113)	ND	0.50	µg/L	1		SW-846 8260C	3/29/19	3/29/19 16:05	EEH
1,2,4-Trimethylbenzene	ND	0.50	µg/L	1		SW-846 8260C	3/29/19	3/29/19 16:05	EEH
1,3,5-Trimethylbenzene	ND	0.50	µg/L	1		SW-846 8260C	3/29/19	3/29/19 16:05	EEH
Vinyl Chloride	ND	1.0	µg/L	1		SW-846 8260C	3/29/19	3/29/19 16:05	EEH
m+p Xylene	ND	2.0	µg/L	1		SW-846 8260C	3/29/19	3/29/19 16:05	EEH
o-Xylene	ND	1.0	µg/L	1		SW-846 8260C	3/29/19	3/29/19 16:05	EEH

Surrogates	% Recovery	Recovery Limits	Flag/Qual	
1,2-Dichloroethane-d4	90.8	70-130		3/29/19 16:05
Toluene-d8	99.4	70-130		3/29/19 16:05
4-Bromofluorobenzene	90.4	70-130		3/29/19 16:05

con-test® ANALYTICAL LABORATORY
39 Spruce Street * East Longmeadow, MA 01028 * FAX 413/525-6405 * TEL. 413/525-2332

Project Location: Simsbury, CT | Sample Description: | Work Order: 19C1457

Date Received: 3/27/2019

Field Sample #: MW-2a | Sampled: 3/26/2019 14:30

Sample ID: 19C1457-10

Sample Matrix: Ground Water

Semivolatile Organic Compounds by GC/MS

Analyte	Results	RL	Units	Dilution	Flag/Qual	Method	Date Prepared	Date/Time Analyzed	Analyst
Acenaphthene (SIM)	ND	0.29	µg/L	1		SW-846 8270D	4/2/19	4/9/19 11:12	CLA
Acenaphthylene (SIM)	ND	0.29	µg/L	1		SW-846 8270D	4/2/19	4/9/19 11:12	CLA
Anthracene (SIM)	ND	0.19	µg/L	1		SW-846 8270D	4/2/19	4/9/19 11:12	CLA
Benzo(a)anthracene (SIM)	ND	0.048	µg/L	1		SW-846 8270D	4/2/19	4/9/19 11:12	CLA
Benzo(a)pyrene (SIM)	ND	0.096	µg/L	1		SW-846 8270D	4/2/19	4/9/19 11:12	CLA
Benzo(b)fluoranthene (SIM)	ND	0.048	µg/L	1		SW-846 8270D	4/2/19	4/9/19 11:12	CLA
Benzo(g,h,i)perylene (SIM)	ND	0.48	µg/L	1		SW-846 8270D	4/2/19	4/9/19 11:12	CLA
Benzo(k)fluoranthene (SIM)	ND	0.19	µg/L	1		SW-846 8270D	4/2/19	4/9/19 11:12	CLA
Chrysene (SIM)	ND	0.19	µg/L	1		SW-846 8270D	4/2/19	4/9/19 11:12	CLA
Dibenz(a,h)anthracene (SIM)	ND	0.19	µg/L	1		SW-846 8270D	4/2/19	4/9/19 11:12	CLA
Fluoranthene (SIM)	ND	0.48	µg/L	1		SW-846 8270D	4/2/19	4/9/19 11:12	CLA
Fluorene (SIM)	ND	0.96	µg/L	1		SW-846 8270D	4/2/19	4/9/19 11:12	CLA
Indeno(1,2,3-cd)pyrene (SIM)	ND	0.19	µg/L	1		SW-846 8270D	4/2/19	4/9/19 11:12	CLA
2-Methylnaphthalene (SIM)	ND	0.96	µg/L	1		SW-846 8270D	4/2/19	4/9/19 11:12	CLA
Naphthalene (SIM)	ND	0.96	µg/L	1		SW-846 8270D	4/2/19	4/9/19 11:12	CLA
Pentachlorophenol (SIM)	ND	0.96	µg/L	1	V-34	SW-846 8270D	4/2/19	4/9/19 11:12	CLA
Phenanthrene (SIM)	ND	0.048	µg/L	1		SW-846 8270D	4/2/19	4/9/19 11:12	CLA
Pyrene (SIM)	ND	0.96	µg/L	1		SW-846 8270D	4/2/19	4/9/19 11:12	CLA

Surrogates	% Recovery	Recovery Limits	Flag/Qual	
2-Fluorophenol (SIM)	46.7	15-110		4/9/19 11:12
Phenol-d6 (SIM)	31.1	15-110		4/9/19 11:12
Nitrobenzene-d5	82.6	30-130		4/9/19 11:12
2-Fluorobiphenyl	58.8	30-130		4/9/19 11:12
2,4,6-Tribromophenol (SIM)	79.3	15-110		4/9/19 11:12
p-Terphenyl-d14	69.7	30-130		4/9/19 11:12

con-test® ANALYTICAL LABORATORY
39 Spruce Street * East Longmeadow, MA 01028 * FAX 413/525-6405 * TEL. 413/525-2332

Project Location: Simsbury, CT | Sample Description: | Work Order: 19C1457

Date Received: 3/27/2019

Field Sample #: MW-2a | Sampled: 3/26/2019 14:30

Sample ID: 19C1457-10

Sample Matrix: Ground Water

Petroleum Hydrocarbons Analyses

Analyte	Results	RL	Units	Dilution	Flag/Qual	Method	Date Prepared	Date/Time Analyzed	Analyst
CT ETPH	ND	0.14	mg/L	1		CTDEP ETPH	4/1/19	4/2/19 13:18	RMW

Surrogates	% Recovery	Recovery Limits	Flag/Qual				
2-Fluorobiphenyl	58.2	50-150				4/2/19 13:18	

con-test® ANALYTICAL LABORATORY
39 Spruce Street * East Longmeadow, MA 01028 * FAX 413/525-6405 * TEL. 413/525-2332

Project Location: Simsbury, CT | Sample Description: | Work Order: 19C1457

Date Received: 3/27/2019

Field Sample #: MW-2a | Sampled: 3/26/2019 14:30

Sample ID: 19C1457-10

Sample Matrix: Ground Water

Metals Analyses (Total)

Analyte	Results	RL	Units	Dilution	Flag/Qual	Method	Date Prepared	Date/Time Analyzed	Analyst
Lead	ND	1.0	µg/L	1		SW-846 6020B	4/2/19	4/3/19 13:21	MJH

con-test® ANALYTICAL LABORATORY
39 Spruce Street * East Longmeadow, MA 01028 * FAX 413/525-6405 * TEL. 413/525-2332

Project Location: Simsbury, CT | Sample Description: | Work Order: 19C1457

Date Received: 3/27/2019

Field Sample #: MW-310 | Sampled: 3/26/2019 14:10

Sample ID: 19C1457-11

Sample Matrix: Ground Water

Petroleum Hydrocarbons Analyses

Analyte	Results	RL	Units	Dilution	Flag/Qual	Method	Date Prepared	Date/Time Analyzed	Analyst
CT ETPH	0.33	0.15	mg/L	1		CTDEP ETPH	4/1/19	4/2/19 13:38	RMW

Surrogates	% Recovery	Recovery Limits	Flag/Qual				
2-Fluorobiphenyl	62.7	50-150				4/2/19 13:38	

con-test® ANALYTICAL LABORATORY
39 Spruce Street * East Longmeadow, MA 01028 * FAX 413/525-6405 * TEL. 413/525-2332

Project Location: Simsbury, CT | Sample Description: | Work Order: 19C1457

Date Received: 3/27/2019

Field Sample #: Dup-1 | Sampled: 3/26/2019 00:00

Sample ID: 19C1457-12

Sample Matrix: Ground Water

Semivolatile Organic Compounds by GC/MS

Analyte	Results	RL	Units	Dilution	Flag/Qual	Method	Date Prepared	Date/Time Analyzed	Analyst
Acenaphthene (SIM)	ND	0.30	µg/L	1		SW-846 8270D	4/2/19	4/9/19 11:41	CLA
Acenaphthylene (SIM)	ND	0.30	µg/L	1		SW-846 8270D	4/2/19	4/9/19 11:41	CLA
Anthracene (SIM)	ND	0.20	µg/L	1		SW-846 8270D	4/2/19	4/9/19 11:41	CLA
Benzo(a)anthracene (SIM)	ND	0.050	µg/L	1		SW-846 8270D	4/2/19	4/9/19 11:41	CLA
Benzo(a)pyrene (SIM)	ND	0.10	µg/L	1		SW-846 8270D	4/2/19	4/9/19 11:41	CLA
Benzo(b)fluoranthene (SIM)	ND	0.050	µg/L	1		SW-846 8270D	4/2/19	4/9/19 11:41	CLA
Benzo(g,h,i)perylene (SIM)	ND	0.50	µg/L	1		SW-846 8270D	4/2/19	4/9/19 11:41	CLA
Benzo(k)fluoranthene (SIM)	ND	0.20	µg/L	1		SW-846 8270D	4/2/19	4/9/19 11:41	CLA
Chrysene (SIM)	ND	0.20	µg/L	1		SW-846 8270D	4/2/19	4/9/19 11:41	CLA
Dibenz(a,h)anthracene (SIM)	ND	0.20	µg/L	1		SW-846 8270D	4/2/19	4/9/19 11:41	CLA
Fluoranthene (SIM)	ND	0.50	µg/L	1		SW-846 8270D	4/2/19	4/9/19 11:41	CLA
Fluorene (SIM)	ND	1.0	µg/L	1		SW-846 8270D	4/2/19	4/9/19 11:41	CLA
Indeno(1,2,3-cd)pyrene (SIM)	ND	0.20	µg/L	1		SW-846 8270D	4/2/19	4/9/19 11:41	CLA
2-Methylnaphthalene (SIM)	ND	1.0	µg/L	1		SW-846 8270D	4/2/19	4/9/19 11:41	CLA
Naphthalene (SIM)	ND	1.0	µg/L	1		SW-846 8270D	4/2/19	4/9/19 11:41	CLA
Pentachlorophenol (SIM)	ND	1.0	µg/L	1	V-34	SW-846 8270D	4/2/19	4/9/19 11:41	CLA
Phenanthrene (SIM)	ND	0.050	µg/L	1		SW-846 8270D	4/2/19	4/9/19 11:41	CLA
Pyrene (SIM)	ND	1.0	µg/L	1		SW-846 8270D	4/2/19	4/9/19 11:41	CLA

Surrogates	% Recovery	Recovery Limits	Flag/Qual	
2-Fluorophenol (SIM)	47.1	15-110		4/9/19 11:41
Phenol-d6 (SIM)	32.0	15-110		4/9/19 11:41
Nitrobenzene-d5	80.5	30-130		4/9/19 11:41
2-Fluorobiphenyl	56.6	30-130		4/9/19 11:41
2,4,6-Tribromophenol (SIM)	78.2	15-110		4/9/19 11:41
p-Terphenyl-d14	59.6	30-130		4/9/19 11:41

con-test® ANALYTICAL LABORATORY
39 Spruce Street * East Longmeadow, MA 01028 * FAX 413/525-6405 * TEL. 413/525-2332

Project Location: Simsbury, CT | Sample Description: | Work Order: 19C1457

Date Received: 3/27/2019

Field Sample #: Dup-1 | Sampled: 3/26/2019 00:00

Sample ID: 19C1457-12

Sample Matrix: Ground Water

Polychlorinated Biphenyls By GC/ECD

Analyte	Results	RL	Units	Dilution	Flag/Qual	Method	Date Prepared	Date/Time Analyzed	Analyst
Aroclor-1016 [1]	ND	0.14	µg/L	1		SW-846 8082A	4/4/19	4/5/19 10:51	TG
Aroclor-1221 [1]	ND	0.14	µg/L	1		SW-846 8082A	4/4/19	4/5/19 10:51	TG
Aroclor-1232 [1]	ND	0.14	µg/L	1		SW-846 8082A	4/4/19	4/5/19 10:51	TG
Aroclor-1242 [1]	ND	0.14	µg/L	1		SW-846 8082A	4/4/19	4/5/19 10:51	TG
Aroclor-1248 [1]	ND	0.14	µg/L	1		SW-846 8082A	4/4/19	4/5/19 10:51	TG
Aroclor-1254 [1]	ND	0.14	µg/L	1		SW-846 8082A	4/4/19	4/5/19 10:51	TG
Aroclor-1260 [1]	ND	0.14	µg/L	1		SW-846 8082A	4/4/19	4/5/19 10:51	TG
Aroclor-1262 [1]	ND	0.14	µg/L	1		SW-846 8082A	4/4/19	4/5/19 10:51	TG
Aroclor-1268 [1]	ND	0.14	µg/L	1		SW-846 8082A	4/4/19	4/5/19 10:51	TG

Surrogates	% Recovery	Recovery Limits	Flag/Qual	
Decachlorobiphenyl [1]	47.4	30-150		4/5/19 10:51
Decachlorobiphenyl [2]	56.3	30-150		4/5/19 10:51
Tetrachloro-m-xylene [1]	47.5	30-150		4/5/19 10:51
Tetrachloro-m-xylene [2]	51.9	30-150		4/5/19 10:51

con-test® ANALYTICAL LABORATORY
39 Spruce Street * East Longmeadow, MA 01028 * FAX 413/525-6405 * TEL. 413/525-2332

Project Location: Simsbury, CT | Sample Description: | Work Order: 19C1457

Date Received: 3/27/2019

Field Sample #: Dup-1 | Sampled: 3/26/2019 00:00

Sample ID: 19C1457-12

Sample Matrix: Ground Water

Petroleum Hydrocarbons Analyses

Analyte	Results	RL	Units	Dilution	Flag/Qual	Method	Date Prepared	Date/Time Analyzed	Analyst
CT ETPH	9.1	1.6	mg/L	10		CTDEP ETPH	4/1/19	4/3/19 4:22	RMW

Surrogates	% Recovery	Recovery Limits	Flag/Qual				
2-Fluorobiphenyl	60.9	50-150				4/3/19 4:22	

con-test® ANALYTICAL LABORATORY
39 Spruce Street * East Longmeadow, MA 01028 * FAX 413/525-6405 * TEL. 413/525-2332

Project Location: Simsbury, CT | Sample Description: | Work Order: 19C1457

Date Received: 3/27/2019

Field Sample #: Dup-1 | Sampled: 3/26/2019 00:00

Sample ID: 19C1457-12

Sample Matrix: Ground Water

Metals Analyses (Total)

Analyte	Results	RL	Units	Dilution	Flag/Qual	Method	Date Prepared	Date/Time Analyzed	Analyst
Arsenic	ND	0.40	µg/L	1		SW-846 6020B	4/2/19	4/3/19 13:34	QNW
Barium	110	10	µg/L	1		SW-846 6020B	4/2/19	4/3/19 13:34	QNW
Cadmium	ND	0.50	µg/L	1		SW-846 6020B	4/2/19	4/3/19 13:34	QNW
Chromium	ND	1.0	µg/L	1		SW-846 6020B	4/2/19	4/3/19 13:34	QNW
Lead	ND	1.0	µg/L	1		SW-846 6020B	4/2/19	4/3/19 13:34	QNW
Mercury	ND	0.00010	mg/L	1		SW-846 7470A	3/28/19	3/29/19 11:28	AJL
Selenium	ND	5.0	µg/L	1		SW-846 6020B	4/2/19	4/3/19 13:34	QNW
Silver	ND	0.50	µg/L	1		SW-846 6020B	4/2/19	4/3/19 13:34	QNW

con-test® ANALYTICAL LABORATORY
39 Spruce Street * East Longmeadow, MA 01028 * FAX 413/525-6405 * TEL. 413/525-2332

Project Location: Simsbury, CT | Sample Description: | Work Order: 19C1457

Date Received: 3/27/2019

Field Sample #: Dup-2 | Sampled: 3/26/2019 00:00

Sample ID: 19C1457-13

Sample Matrix: Ground Water

Volatile Organic Compounds by GC/MS

Analyte	Results	RL	Units	Dilution	Flag/Qual	Method	Date Prepared	Date/Time Analyzed	Analyst
Acetone	ND	10	µg/L	1		SW-846 8260C	3/29/19	3/29/19 16:58	EEH
Acrylonitrile	ND	2.0	µg/L	1		SW-846 8260C	3/29/19	3/29/19 16:58	EEH
Benzene	ND	0.50	µg/L	1		SW-846 8260C	3/29/19	3/29/19 16:58	EEH
Bromobenzene	ND	0.50	µg/L	1		SW-846 8260C	3/29/19	3/29/19 16:58	EEH
Bromodichloromethane	ND	0.50	µg/L	1		SW-846 8260C	3/29/19	3/29/19 16:58	EEH
Bromoform	ND	2.0	µg/L	1		SW-846 8260C	3/29/19	3/29/19 16:58	EEH
Bromomethane	ND	1.0	µg/L	1		SW-846 8260C	3/29/19	3/29/19 16:58	EEH
2-Butanone (MEK)	ND	5.0	µg/L	1		SW-846 8260C	3/29/19	3/29/19 16:58	EEH
n-Butylbenzene	ND	1.0	µg/L	1		SW-846 8260C	3/29/19	3/29/19 16:58	EEH
sec-Butylbenzene	ND	1.0	µg/L	1		SW-846 8260C	3/29/19	3/29/19 16:58	EEH
tert-Butylbenzene	ND	1.0	µg/L	1		SW-846 8260C	3/29/19	3/29/19 16:58	EEH
Carbon Disulfide	ND	5.0	µg/L	1		SW-846 8260C	3/29/19	3/29/19 16:58	EEH
Carbon Tetrachloride	ND	0.50	µg/L	1		SW-846 8260C	3/29/19	3/29/19 16:58	EEH
Chlorobenzene	ND	0.50	µg/L	1		SW-846 8260C	3/29/19	3/29/19 16:58	EEH
Chlorodibromomethane	ND	0.50	µg/L	1		SW-846 8260C	3/29/19	3/29/19 16:58	EEH
Chloroethane	ND	1.0	µg/L	1		SW-846 8260C	3/29/19	3/29/19 16:58	EEH
Chloroform	ND	0.50	µg/L	1		SW-846 8260C	3/29/19	3/29/19 16:58	EEH
Chloromethane	ND	2.0	µg/L	1		SW-846 8260C	3/29/19	3/29/19 16:58	EEH
2-Chlorotoluene	ND	0.50	µg/L	1		SW-846 8260C	3/29/19	3/29/19 16:58	EEH
4-Chlorotoluene	ND	0.50	µg/L	1		SW-846 8260C	3/29/19	3/29/19 16:58	EEH
1,2-Dibromo-3-chloropropane (DBCP)	ND	1.0	µg/L	1		SW-846 8260C	3/29/19	3/29/19 16:58	EEH
1,2-Dibromoethane (EDB)	ND	0.50	µg/L	1		SW-846 8260C	3/29/19	3/29/19 16:58	EEH
Dibromomethane	ND	0.50	µg/L	1		SW-846 8260C	3/29/19	3/29/19 16:58	EEH
1,2-Dichlorobenzene	ND	0.50	µg/L	1		SW-846 8260C	3/29/19	3/29/19 16:58	EEH
1,3-Dichlorobenzene	ND	0.50	µg/L	1		SW-846 8260C	3/29/19	3/29/19 16:58	EEH
1,4-Dichlorobenzene	ND	0.50	µg/L	1		SW-846 8260C	3/29/19	3/29/19 16:58	EEH
trans-1,4-Dichloro-2-butene	ND	2.0	µg/L	1		SW-846 8260C	3/29/19	3/29/19 16:58	EEH
Dichlorodifluoromethane (Freon 12)	ND	0.50	µg/L	1		SW-846 8260C	3/29/19	3/29/19 16:58	EEH
1,1-Dichloroethane	ND	0.50	µg/L	1		SW-846 8260C	3/29/19	3/29/19 16:58	EEH
1,2-Dichloroethane	ND	0.50	µg/L	1		SW-846 8260C	3/29/19	3/29/19 16:58	EEH
1,1-Dichloroethylene	ND	0.50	µg/L	1		SW-846 8260C	3/29/19	3/29/19 16:58	EEH
cis-1,2-Dichloroethylene	ND	0.50	µg/L	1		SW-846 8260C	3/29/19	3/29/19 16:58	EEH
trans-1,2-Dichloroethylene	ND	1.0	µg/L	1		SW-846 8260C	3/29/19	3/29/19 16:58	EEH
1,2-Dichloropropane	ND	0.50	µg/L	1		SW-846 8260C	3/29/19	3/29/19 16:58	EEH
1,3-Dichloropropane	ND	0.50	µg/L	1		SW-846 8260C	3/29/19	3/29/19 16:58	EEH
2,2-Dichloropropane	ND	0.50	µg/L	1		SW-846 8260C	3/29/19	3/29/19 16:58	EEH
1,1-Dichloropropene	ND	0.50	µg/L	1		SW-846 8260C	3/29/19	3/29/19 16:58	EEH
cis-1,3-Dichloropropene	ND	0.50	µg/L	1		SW-846 8260C	3/29/19	3/29/19 16:58	EEH
trans-1,3-Dichloropropene	ND	0.50	µg/L	1		SW-846 8260C	3/29/19	3/29/19 16:58	EEH
Ethylbenzene	ND	0.50	µg/L	1		SW-846 8260C	3/29/19	3/29/19 16:58	EEH
Hexachlorobutadiene	ND	0.60	µg/L	1		SW-846 8260C	3/29/19	3/29/19 16:58	EEH
2-Hexanone (MBK)	ND	5.0	µg/L	1		SW-846 8260C	3/29/19	3/29/19 16:58	EEH
Isopropylbenzene (Cumene)	ND	0.50	µg/L	1		SW-846 8260C	3/29/19	3/29/19 16:58	EEH
p-Isopropyltoluene (p-Cymene)	ND	0.50	µg/L	1		SW-846 8260C	3/29/19	3/29/19 16:58	EEH

con-test® ANALYTICAL LABORATORY
39 Spruce Street * East Longmeadow, MA 01028 * FAX 413/525-6405 * TEL. 413/525-2332

Project Location: Simsbury, CT | Sample Description: | Work Order: 19C1457

Date Received: 3/27/2019

Field Sample #: Dup-2 | Sampled: 3/26/2019 00:00

Sample ID: 19C1457-13

Sample Matrix: Ground Water

Volatile Organic Compounds by GC/MS

Analyte	Results	RL	Units	Dilution	Flag/Qual	Method	Date Prepared	Date/Time Analyzed	Analyst
Methyl tert-Butyl Ether (MTBE)	ND	0.50	µg/L	1		SW-846 8260C	3/29/19	3/29/19 16:58	EEH
Methylene Chloride	ND	5.0	µg/L	1		SW-846 8260C	3/29/19	3/29/19 16:58	EEH
4-Methyl-2-pentanone (MIBK)	ND	5.0	µg/L	1		SW-846 8260C	3/29/19	3/29/19 16:58	EEH
Naphthalene	ND	2.0	µg/L	1		SW-846 8260C	3/29/19	3/29/19 16:58	EEH
n-Propylbenzene	ND	1.0	µg/L	1		SW-846 8260C	3/29/19	3/29/19 16:58	EEH
Styrene	ND	1.0	µg/L	1		SW-846 8260C	3/29/19	3/29/19 16:58	EEH
1,1,1,2-Tetrachloroethane	ND	0.50	µg/L	1		SW-846 8260C	3/29/19	3/29/19 16:58	EEH
1,1,2,2-Tetrachloroethane	ND	0.50	µg/L	1		SW-846 8260C	3/29/19	3/29/19 16:58	EEH
Tetrachloroethylene	ND	1.0	µg/L	1		SW-846 8260C	3/29/19	3/29/19 16:58	EEH
Tetrahydrofuran	ND	10	µg/L	1		SW-846 8260C	3/29/19	3/29/19 16:58	EEH
Toluene	ND	1.0	µg/L	1		SW-846 8260C	3/29/19	3/29/19 16:58	EEH
1,2,3-Trichlorobenzene	ND	1.0	µg/L	1		SW-846 8260C	3/29/19	3/29/19 16:58	EEH
1,2,4-Trichlorobenzene	ND	0.50	µg/L	1		SW-846 8260C	3/29/19	3/29/19 16:58	EEH
1,1,1-Trichloroethane	ND	0.50	µg/L	1		SW-846 8260C	3/29/19	3/29/19 16:58	EEH
1,1,2-Trichloroethane	ND	0.50	µg/L	1		SW-846 8260C	3/29/19	3/29/19 16:58	EEH
Trichloroethylene	ND	1.0	µg/L	1		SW-846 8260C	3/29/19	3/29/19 16:58	EEH
Trichlorofluoromethane (Freon 11)	ND	2.0	µg/L	1		SW-846 8260C	3/29/19	3/29/19 16:58	EEH
1,2,3-Trichloropropane	ND	0.50	µg/L	1		SW-846 8260C	3/29/19	3/29/19 16:58	EEH
1,1,2-Trichloro-1,2,2-trifluoroethane (Freon 113)	ND	0.50	µg/L	1		SW-846 8260C	3/29/19	3/29/19 16:58	EEH
1,2,4-Trimethylbenzene	ND	0.50	µg/L	1		SW-846 8260C	3/29/19	3/29/19 16:58	EEH
1,3,5-Trimethylbenzene	ND	0.50	µg/L	1		SW-846 8260C	3/29/19	3/29/19 16:58	EEH
Vinyl Chloride	ND	1.0	µg/L	1		SW-846 8260C	3/29/19	3/29/19 16:58	EEH
m+p Xylene	ND	2.0	µg/L	1		SW-846 8260C	3/29/19	3/29/19 16:58	EEH
o-Xylene	ND	1.0	µg/L	1		SW-846 8260C	3/29/19	3/29/19 16:58	EEH

Surrogates	% Recovery	Recovery Limits	Flag/Qual	
1,2-Dichloroethane-d4	89.5	70-130		3/29/19 16:58
Toluene-d8	99.8	70-130		3/29/19 16:58
4-Bromofluorobenzene	95.7	70-130		3/29/19 16:58

con-test® ANALYTICAL LABORATORY
39 Spruce Street * East Longmeadow, MA 01028 * FAX 413/525-6405 * TEL. 413/525-2332

Project Location: Simsbury, CT | Sample Description: | Work Order: 19C1457

Date Received: 3/27/2019

Field Sample #: Trip Blank | Sampled: 3/26/2019 00:00

Sample ID: 19C1457-14

Sample Matrix: Trip Blank Water

Volatile Organic Compounds by GC/MS

Analyte	Results	RL	Units	Dilution	Flag/Qual	Method	Date Prepared	Date/Time Analyzed	Analyst
Acetone	ND	10	µg/L	1		SW-846 8260C	3/29/19	3/29/19 10:20	EEH
Acrylonitrile	ND	2.0	µg/L	1		SW-846 8260C	3/29/19	3/29/19 10:20	EEH
Benzene	ND	0.50	µg/L	1		SW-846 8260C	3/29/19	3/29/19 10:20	EEH
Bromobenzene	ND	0.50	µg/L	1		SW-846 8260C	3/29/19	3/29/19 10:20	EEH
Bromodichloromethane	ND	0.50	µg/L	1		SW-846 8260C	3/29/19	3/29/19 10:20	EEH
Bromoform	ND	2.0	µg/L	1		SW-846 8260C	3/29/19	3/29/19 10:20	EEH
Bromomethane	ND	1.0	µg/L	1		SW-846 8260C	3/29/19	3/29/19 10:20	EEH
2-Butanone (MEK)	ND	5.0	µg/L	1		SW-846 8260C	3/29/19	3/29/19 10:20	EEH
n-Butylbenzene	ND	1.0	µg/L	1		SW-846 8260C	3/29/19	3/29/19 10:20	EEH
sec-Butylbenzene	ND	1.0	µg/L	1		SW-846 8260C	3/29/19	3/29/19 10:20	EEH
tert-Butylbenzene	ND	1.0	µg/L	1		SW-846 8260C	3/29/19	3/29/19 10:20	EEH
Carbon Disulfide	ND	5.0	µg/L	1		SW-846 8260C	3/29/19	3/29/19 10:20	EEH
Carbon Tetrachloride	ND	0.50	µg/L	1		SW-846 8260C	3/29/19	3/29/19 10:20	EEH
Chlorobenzene	ND	0.50	µg/L	1		SW-846 8260C	3/29/19	3/29/19 10:20	EEH
Chlorodibromomethane	ND	0.50	µg/L	1		SW-846 8260C	3/29/19	3/29/19 10:20	EEH
Chloroethane	ND	1.0	µg/L	1		SW-846 8260C	3/29/19	3/29/19 10:20	EEH
Chloroform	ND	0.50	µg/L	1		SW-846 8260C	3/29/19	3/29/19 10:20	EEH
Chloromethane	ND	2.0	µg/L	1		SW-846 8260C	3/29/19	3/29/19 10:20	EEH
2-Chlorotoluene	ND	0.50	µg/L	1		SW-846 8260C	3/29/19	3/29/19 10:20	EEH
4-Chlorotoluene	ND	0.50	µg/L	1		SW-846 8260C	3/29/19	3/29/19 10:20	EEH
1,2-Dibromo-3-chloropropane (DBCP)	ND	1.0	µg/L	1		SW-846 8260C	3/29/19	3/29/19 10:20	EEH
1,2-Dibromoethane (EDB)	ND	0.50	µg/L	1		SW-846 8260C	3/29/19	3/29/19 10:20	EEH
Dibromomethane	ND	0.50	µg/L	1		SW-846 8260C	3/29/19	3/29/19 10:20	EEH
1,2-Dichlorobenzene	ND	0.50	µg/L	1		SW-846 8260C	3/29/19	3/29/19 10:20	EEH
1,3-Dichlorobenzene	ND	0.50	µg/L	1		SW-846 8260C	3/29/19	3/29/19 10:20	EEH
1,4-Dichlorobenzene	ND	0.50	µg/L	1		SW-846 8260C	3/29/19	3/29/19 10:20	EEH
trans-1,4-Dichloro-2-butene	ND	2.0	µg/L	1		SW-846 8260C	3/29/19	3/29/19 10:20	EEH
Dichlorodifluoromethane (Freon 12)	ND	0.50	µg/L	1		SW-846 8260C	3/29/19	3/29/19 10:20	EEH
1,1-Dichloroethane	ND	0.50	µg/L	1		SW-846 8260C	3/29/19	3/29/19 10:20	EEH
1,2-Dichloroethane	ND	0.50	µg/L	1		SW-846 8260C	3/29/19	3/29/19 10:20	EEH
1,1-Dichloroethylene	ND	0.50	µg/L	1		SW-846 8260C	3/29/19	3/29/19 10:20	EEH
cis-1,2-Dichloroethylene	ND	0.50	µg/L	1		SW-846 8260C	3/29/19	3/29/19 10:20	EEH
trans-1,2-Dichloroethylene	ND	1.0	µg/L	1		SW-846 8260C	3/29/19	3/29/19 10:20	EEH
1,2-Dichloropropane	ND	0.50	µg/L	1		SW-846 8260C	3/29/19	3/29/19 10:20	EEH
1,3-Dichloropropane	ND	0.50	µg/L	1		SW-846 8260C	3/29/19	3/29/19 10:20	EEH
2,2-Dichloropropane	ND	0.50	µg/L	1		SW-846 8260C	3/29/19	3/29/19 10:20	EEH
1,1-Dichloropropene	ND	0.50	µg/L	1		SW-846 8260C	3/29/19	3/29/19 10:20	EEH
cis-1,3-Dichloropropene	ND	0.50	µg/L	1		SW-846 8260C	3/29/19	3/29/19 10:20	EEH
trans-1,3-Dichloropropene	ND	0.50	µg/L	1		SW-846 8260C	3/29/19	3/29/19 10:20	EEH
Ethylbenzene	ND	0.50	µg/L	1		SW-846 8260C	3/29/19	3/29/19 10:20	EEH
Hexachlorobutadiene	ND	0.60	µg/L	1		SW-846 8260C	3/29/19	3/29/19 10:20	EEH
2-Hexanone (MBK)	ND	5.0	µg/L	1		SW-846 8260C	3/29/19	3/29/19 10:20	EEH
Isopropylbenzene (Cumene)	ND	0.50	µg/L	1		SW-846 8260C	3/29/19	3/29/19 10:20	EEH
p-Isopropyltoluene (p-Cymene)	ND	0.50	µg/L	1		SW-846 8260C	3/29/19	3/29/19 10:20	EEH

con-test® ANALYTICAL LABORATORY
39 Spruce Street * East Longmeadow, MA 01028 * FAX 413/525-6405 * TEL. 413/525-2332

Project Location: Simsbury, CT | Sample Description: | Work Order: 19C1457

Date Received: 3/27/2019

Field Sample #: Trip Blank | Sampled: 3/26/2019 00:00

Sample ID: 19C1457-14

Sample Matrix: Trip Blank Water

Volatile Organic Compounds by GC/MS

Analyte	Results	RL	Units	Dilution	Flag/Qual	Method	Date Prepared	Date/Time Analyzed	Analyst
Methyl tert-Butyl Ether (MTBE)	ND	0.50	µg/L	1		SW-846 8260C	3/29/19	3/29/19 10:20	EEH
Methylene Chloride	ND	5.0	µg/L	1		SW-846 8260C	3/29/19	3/29/19 10:20	EEH
4-Methyl-2-pentanone (MIBK)	ND	5.0	µg/L	1		SW-846 8260C	3/29/19	3/29/19 10:20	EEH
Naphthalene	ND	2.0	µg/L	1		SW-846 8260C	3/29/19	3/29/19 10:20	EEH
n-Propylbenzene	ND	1.0	µg/L	1		SW-846 8260C	3/29/19	3/29/19 10:20	EEH
Styrene	ND	1.0	µg/L	1		SW-846 8260C	3/29/19	3/29/19 10:20	EEH
1,1,1,2-Tetrachloroethane	ND	0.50	µg/L	1		SW-846 8260C	3/29/19	3/29/19 10:20	EEH
1,1,2,2-Tetrachloroethane	ND	0.50	µg/L	1		SW-846 8260C	3/29/19	3/29/19 10:20	EEH
Tetrachloroethylene	ND	1.0	µg/L	1		SW-846 8260C	3/29/19	3/29/19 10:20	EEH
Tetrahydrofuran	ND	10	µg/L	1		SW-846 8260C	3/29/19	3/29/19 10:20	EEH
Toluene	ND	1.0	µg/L	1		SW-846 8260C	3/29/19	3/29/19 10:20	EEH
1,2,3-Trichlorobenzene	ND	1.0	µg/L	1		SW-846 8260C	3/29/19	3/29/19 10:20	EEH
1,2,4-Trichlorobenzene	ND	0.50	µg/L	1		SW-846 8260C	3/29/19	3/29/19 10:20	EEH
1,1,1-Trichloroethane	ND	0.50	µg/L	1		SW-846 8260C	3/29/19	3/29/19 10:20	EEH
1,1,2-Trichloroethane	ND	0.50	µg/L	1		SW-846 8260C	3/29/19	3/29/19 10:20	EEH
Trichloroethylene	ND	1.0	µg/L	1		SW-846 8260C	3/29/19	3/29/19 10:20	EEH
Trichlorofluoromethane (Freon 11)	ND	2.0	µg/L	1		SW-846 8260C	3/29/19	3/29/19 10:20	EEH
1,2,3-Trichloropropane	ND	0.50	µg/L	1		SW-846 8260C	3/29/19	3/29/19 10:20	EEH
1,1,2-Trichloro-1,2,2-trifluoroethane (Freon 113)	ND	0.50	µg/L	1		SW-846 8260C	3/29/19	3/29/19 10:20	EEH
1,2,4-Trimethylbenzene	ND	0.50	µg/L	1		SW-846 8260C	3/29/19	3/29/19 10:20	EEH
1,3,5-Trimethylbenzene	ND	0.50	µg/L	1		SW-846 8260C	3/29/19	3/29/19 10:20	EEH
Vinyl Chloride	ND	1.0	µg/L	1		SW-846 8260C	3/29/19	3/29/19 10:20	EEH
m+p Xylene	ND	2.0	µg/L	1		SW-846 8260C	3/29/19	3/29/19 10:20	EEH
o-Xylene	ND	1.0	µg/L	1		SW-846 8260C	3/29/19	3/29/19 10:20	EEH

Surrogates	% Recovery	Recovery Limits	Flag/Qual	
1,2-Dichloroethane-d4	89.7	70-130		3/29/19 10:20
Toluene-d8	101	70-130		3/29/19 10:20
4-Bromofluorobenzene	98.7	70-130		3/29/19 10:20

con-test® ANALYTICAL LABORATORY
39 Spruce Street * East Longmeadow, MA 01028 * FAX 413/525-6405 * TEL. 413/525-2332

Sample Extraction Data

Prep Method: SW-846 3510C-CTDEP ETPH

Lab Number [Field ID]	Batch	Initial [mL]	Final [mL]	Date
19C1457-01 [MW-15]	B227179	1040	1.00	04/01/19
19C1457-02 [MW-16]	B227179	1010	1.00	04/01/19
19C1457-03 [MW-202]	B227179	1020	1.00	04/01/19
19C1457-04 [MW-203]	B227179	1040	1.00	04/01/19
19C1457-05 [MW-10]	B227179	1040	1.00	04/01/19
19C1457-06 [MW-T3]	B227179	985	1.00	04/01/19
19C1457-07 [MW-T6]	B227179	960	1.00	04/01/19
19C1457-08 [CCA-3]	B227179	900	1.00	04/01/19
19C1457-09 [MW-6]	B227179	1000	1.00	04/01/19
19C1457-10 [MW-2a]	B227179	1060	1.00	04/01/19
19C1457-11 [MW-310]	B227179	985	1.00	04/01/19
19C1457-12 [Dup-1]	B227179	960	1.00	04/01/19

Prep Method: SW-846 3005A-SW-846 6020B

Lab Number [Field ID]	Batch	Initial [mL]	Final [mL]	Date
19C1457-05 [MW-10]	B227244	50.0	50.0	04/02/19
19C1457-08 [CCA-3]	B227244	50.0	50.0	04/02/19
19C1457-10 [MW-2a]	B227244	50.0	50.0	04/02/19
19C1457-12 [Dup-1]	B227244	50.0	50.0	04/02/19

Prep Method: SW-846 7470A Prep-SW-846 7470A

Lab Number [Field ID]	Batch	Initial [mL]	Final [mL]	Date
19C1457-08 [CCA-3]	B226838	6.00	6.00	03/28/19
19C1457-12 [Dup-1]	B226838	6.00	6.00	03/28/19

Prep Method: SW-846 3510C-SW-846 8082A

Lab Number [Field ID]	Batch	Initial [mL]	Final [mL]	Date
19C1457-04RE1 [MW-203]	B227330	140	2.00	04/04/19
19C1457-12RE1 [Dup-1]	B227330	140	2.00	04/04/19

Prep Method: SW-846 5030B-SW-846 8260C

Lab Number [Field ID]	Batch	Initial [mL]	Final [mL]	Date
19C1457-05 [MW-10]	B226928	5	5.00	03/29/19
19C1457-08 [CCA-3]	B226928	5	5.00	03/29/19
19C1457-10 [MW-2a]	B226928	5	5.00	03/29/19
19C1457-13 [Dup-2]	B226928	5	5.00	03/29/19
19C1457-14 [Trip Blank]	B226928	5	5.00	03/29/19

Prep Method: SW-846 3510C-SW-846 8270D

Lab Number [Field ID]	Batch	Initial [mL]	Final [mL]	Date
19C1457-02 [MW-16]	B227061	1050	1.00	03/31/19
19C1457-08 [CCA-3]	B227061	900	1.00	03/31/19

con-test® ANALYTICAL LABORATORY
39 Spruce Street * East Longmeadow, MA 01028 * FAX 413/525-6405 * TEL. 413/525-2332

Sample Extraction Data

Prep Method: SW-846 3510C-SW-846 8270D

Lab Number [Field ID]	Batch	Initial [mL]	Final [mL]	Date
19C1457-02 [MW-16]	B227199	1050	1.00	03/31/19
19C1457-08 [CCA-3]	B227199	900	1.00	03/31/19

Prep Method: SW-846 3510C-SW-846 8270D

Lab Number [Field ID]	Batch	Initial [mL]	Final [mL]	Date
19C1457-05 [MW-10]	B227370	1000	1.00	04/02/19
19C1457-09 [MW-6]	B227370	990	1.00	04/02/19
19C1457-10 [MW-2a]	B227370	1040	1.00	04/02/19
19C1457-12 [Dup-1]	B227370	1000	1.00	04/02/19

con-test® ANALYTICAL LABORATORY
39 Spruce Street * East Longmeadow, MA 01028 * FAX 413/525-6405 * TEL. 413/525-2332

QUALITY CONTROL

Volatile Organic Compounds by GC/MS - Quality Control

Analyte	Result	Reporting Limit	Units	Spike Level	Source Result	%REC	%REC Limits	RPD	RPD Limit	Notes
Batch B226928 - SW-846 5030B										
Blank (B226928-BLK1)				Prepared & Analyzed: 03/29/19						
Acetone	ND	10	µg/L							
Acrylonitrile	ND	2.0	µg/L							
Benzene	ND	0.50	µg/L							
Bromobenzene	ND	0.50	µg/L							
Bromodichloromethane	ND	0.50	µg/L							
Bromoform	ND	0.50	µg/L							
Bromomethane	ND	1.0	µg/L							
2-Butanone (MEK)	ND	5.0	µg/L							
n-Butylbenzene	ND	1.0	µg/L							
sec-Butylbenzene	ND	1.0	µg/L							
tert-Butylbenzene	ND	1.0	µg/L							
Carbon Disulfide	ND	5.0	µg/L							
Carbon Tetrachloride	ND	0.50	µg/L							
Chlorobenzene	ND	0.50	µg/L							
Chlorodibromomethane	ND	0.50	µg/L							
Chloroethane	ND	0.50	µg/L							
Chloroform	ND	0.50	µg/L							
Chloromethane	ND	0.60	µg/L							
2-Chlorotoluene	ND	0.50	µg/L							
4-Chlorotoluene	ND	0.50	µg/L							
1,2-Dibromo-3-chloropropane (DBCP)	ND	1.0	µg/L							
1,2-Dibromoethane (EDB)	ND	0.50	µg/L							
Dibromomethane	ND	0.50	µg/L							
1,2-Dichlorobenzene	ND	0.50	µg/L							
1,3-Dichlorobenzene	ND	0.50	µg/L							
1,4-Dichlorobenzene	ND	0.50	µg/L							
trans-1,4-Dichloro-2-butene	ND	2.0	µg/L							
Dichlorodifluoromethane (Freon 12)	ND	0.50	µg/L							
1,1-Dichloroethane	ND	0.50	µg/L							
1,2-Dichloroethane	ND	0.50	µg/L							
1,1-Dichloroethylene	ND	0.50	µg/L							
cis-1,2-Dichloroethylene	ND	0.50	µg/L							
trans-1,2-Dichloroethylene	ND	1.0	µg/L							
1,2-Dichloropropane	ND	0.50	µg/L							
1,3-Dichloropropane	ND	0.50	µg/L							
2,2-Dichloropropane	ND	0.50	µg/L							
1,1-Dichloropropene	ND	0.50	µg/L							
cis-1,3-Dichloropropene	ND	0.50	µg/L							
trans-1,3-Dichloropropene	ND	0.50	µg/L							
Ethylbenzene	ND	0.50	µg/L							
Hexachlorobutadiene	ND	0.60	µg/L							
2-Hexanone (MBK)	ND	5.0	µg/L							
Isopropylbenzene (Cumene)	ND	0.50	µg/L							
p-Isopropyltoluene (p-Cymene)	ND	0.50	µg/L							
Methyl tert-Butyl Ether (MTBE)	ND	0.50	µg/L							
Methylene Chloride	ND	5.0	µg/L							
4-Methyl-2-pentanone (MIBK)	ND	5.0	µg/L							
Naphthalene	ND	2.0	µg/L							
n-Propylbenzene	ND	1.0	µg/L							
Styrene	ND	1.0	µg/L							
1,1,1,2-Tetrachloroethane	ND	0.50	µg/L							
1,1,2,2-Tetrachloroethane	ND	0.50	µg/L							

con-test® ANALYTICAL LABORATORY
39 Spruce Street * East Longmeadow, MA 01028 * FAX 413/525-6405 * TEL. 413/525-2332

QUALITY CONTROL

Volatile Organic Compounds by GC/MS - Quality Control

Analyte	Result	Reporting Limit	Units	Spike Level	Source Result	%REC		%REC Limits	RPD	RPD Limit	Notes
Batch B226928 - SW-846 5030B											
Blank (B226928-BLK1)				Prepared & Analyzed: 03/29/19							
Tetrachloroethylene	ND	1.0	µg/L								
Tetrahydrofuran	ND	10	µg/L								
Toluene	ND	1.0	µg/L								
1,2,3-Trichlorobenzene	ND	1.0	µg/L								
1,2,4-Trichlorobenzene	ND	0.50	µg/L								
1,1,1-Trichloroethane	ND	0.50	µg/L								
1,1,2-Trichloroethane	ND	0.50	µg/L								
Trichloroethylene	ND	1.0	µg/L								
Trichlorofluoromethane (Freon 11)	ND	2.0	µg/L								
1,2,3-Trichloropropane	ND	0.50	µg/L								
1,1,2-Trichloro-1,2,2-trifluoroethane (Freon 113)	ND	0.50	µg/L								
1,2,4-Trimethylbenzene	ND	0.50	µg/L								
1,3,5-Trimethylbenzene	ND	0.50	µg/L								
Vinyl Chloride	ND	1.0	µg/L								
m+p Xylene	ND	2.0	µg/L								
o-Xylene	ND	1.0	µg/L								
Surrogate: 1,2-Dichloroethane-d4	*22.8*		µg/L	25.0		91.2		70-130			
Surrogate: Toluene-d8	*25.4*		µg/L	25.0		102		70-130			
Surrogate: 4-Bromofluorobenzene	*23.4*		µg/L	25.0		93.5		70-130			
LCS (B226928-BS1)				Prepared & Analyzed: 03/29/19							
Acetone	99.6	10	µg/L	100		99.6		70-130			
Acrylonitrile	12.6	2.0	µg/L	10.0		126		70-130			
Benzene	9.68	0.50	µg/L	10.0		96.8		70-130			
Bromobenzene	9.76	0.50	µg/L	10.0		97.6		70-130			
Bromodichloromethane	10.3	0.50	µg/L	10.0		103		70-130			
Bromoform	11.8	0.50	µg/L	10.0		118		70-130			
Bromomethane	9.85	1.0	µg/L	10.0		98.5		70-130			
2-Butanone (MEK)	129	5.0	µg/L	100		129		70-130			
n-Butylbenzene	10.9	1.0	µg/L	10.0		109		70-130			
sec-Butylbenzene	10.7	1.0	µg/L	10.0		107		70-130			
tert-Butylbenzene	10.8	1.0	µg/L	10.0		108		70-130			
Carbon Disulfide	83.8	5.0	µg/L	100		83.8		70-130			
Carbon Tetrachloride	9.61	0.50	µg/L	10.0		96.1		70-130			
Chlorobenzene	9.58	0.50	µg/L	10.0		95.8		70-130			
Chlorodibromomethane	10.7	0.50	µg/L	10.0		107		70-130			
Chloroethane	7.93	0.50	µg/L	10.0		79.3		70-130			
Chloroform	9.58	0.50	µg/L	10.0		95.8		70-130			
Chloromethane	15.6	0.60	µg/L	10.0		**156**	*	70-130			L-01, V-20
2-Chlorotoluene	9.05	0.50	µg/L	10.0		90.5		70-130			
4-Chlorotoluene	9.58	0.50	µg/L	10.0		95.8		70-130			
1,2-Dibromo-3-chloropropane (DBCP)	11.6	1.0	µg/L	10.0		116		70-130			
1,2-Dibromoethane (EDB)	10.7	0.50	µg/L	10.0		107		70-130			
Dibromomethane	9.55	0.50	µg/L	10.0		95.5		70-130			
1,2-Dichlorobenzene	9.94	0.50	µg/L	10.0		99.4		70-130			
1,3-Dichlorobenzene	10.3	0.50	µg/L	10.0		103		70-130			
1,4-Dichlorobenzene	9.45	0.50	µg/L	10.0		94.5		70-130			
trans-1,4-Dichloro-2-butene	11.4	2.0	µg/L	10.0		114		70-130			
Dichlorodifluoromethane (Freon 12)	8.35	0.50	µg/L	10.0		83.5		70-130			
1,1-Dichloroethane	10.9	0.50	µg/L	10.0		109		70-130			
1,2-Dichloroethane	9.00	0.50	µg/L	10.0		90.0		70-130			
1,1-Dichloroethylene	8.74	0.50	µg/L	10.0		87.4		70-130			

con-test® ANALYTICAL LABORATORY
39 Spruce Street * East Longmeadow, MA 01028 * FAX 413/525-6405 * TEL. 413/525-2332

QUALITY CONTROL

Volatile Organic Compounds by GC/MS - Quality Control

Analyte	Result	Reporting Limit	Units	Spike Level	Source Result	%REC		%REC Limits	RPD	RPD Limit	Notes
Batch B226928 - SW-846 5030B											
LCS (B226928-BS1)				Prepared & Analyzed: 03/29/19							
cis-1,2-Dichloroethylene	10.7	0.50	µg/L	10.0		107		70-130			
trans-1,2-Dichloroethylene	10.6	1.0	µg/L	10.0		106		70-130			
1,2-Dichloropropane	11.5	0.50	µg/L	10.0		115		70-130			
1,3-Dichloropropane	9.50	0.50	µg/L	10.0		95.0		70-130			
2,2-Dichloropropane	11.6	0.50	µg/L	10.0		116		70-130			
1,1-Dichloropropene	9.85	0.50	µg/L	10.0		98.5		70-130			
cis-1,3-Dichloropropene	11.2	0.50	µg/L	10.0		112		70-130			
trans-1,3-Dichloropropene	11.5	0.50	µg/L	10.0		115		70-130			
Ethylbenzene	10.4	0.50	µg/L	10.0		104		70-130			
Hexachlorobutadiene	10.5	0.60	µg/L	10.0		105		70-130			
2-Hexanone (MBK)	131	5.0	µg/L	100		**131**	*	70-130			L-01, V-20
Isopropylbenzene (Cumene)	10.5	0.50	µg/L	10.0		105		70-130			
p-Isopropyltoluene (p-Cymene)	10.6	0.50	µg/L	10.0		106		70-130			
Methyl tert-Butyl Ether (MTBE)	9.90	0.50	µg/L	10.0		99.0		70-130			
Methylene Chloride	11.2	5.0	µg/L	10.0		112		70-130			
4-Methyl-2-pentanone (MIBK)	136	5.0	µg/L	100		**136**	*	70-130			L-01, V-20
Naphthalene	9.57	2.0	µg/L	10.0		95.7		70-130			
n-Propylbenzene	10.1	1.0	µg/L	10.0		101		70-130			
Styrene	10.7	1.0	µg/L	10.0		107		70-130			
1,1,1,2-Tetrachloroethane	10.7	0.50	µg/L	10.0		107		70-130			
1,1,2,2-Tetrachloroethane	10.7	0.50	µg/L	10.0		107		70-130			
Tetrachloroethylene	10.8	1.0	µg/L	10.0		108		70-130			
Tetrahydrofuran	13.9	10	µg/L	10.0		**139**	*	70-130			L-01, V-20
Toluene	9.75	1.0	µg/L	10.0		97.5		70-130			
1,2,3-Trichlorobenzene	9.80	1.0	µg/L	10.0		98.0		70-130			
1,2,4-Trichlorobenzene	9.69	0.50	µg/L	10.0		96.9		70-130			
1,1,1-Trichloroethane	9.84	0.50	µg/L	10.0		98.4		70-130			
1,1,2-Trichloroethane	10.3	0.50	µg/L	10.0		103		70-130			
Trichloroethylene	10.2	1.0	µg/L	10.0		102		70-130			
Trichlorofluoromethane (Freon 11)	8.14	2.0	µg/L	10.0		81.4		70-130			
1,2,3-Trichloropropane	8.23	0.50	µg/L	10.0		82.3		70-130			
1,1,2-Trichloro-1,2,2-trifluoroethane (Freon 113)	7.71	0.50	µg/L	10.0		77.1		70-130			
1,2,4-Trimethylbenzene	9.99	0.50	µg/L	10.0		99.9		70-130			
1,3,5-Trimethylbenzene	9.74	0.50	µg/L	10.0		97.4		70-130			
Vinyl Chloride	9.40	1.0	µg/L	10.0		94.0		70-130			
m+p Xylene	19.5	2.0	µg/L	20.0		97.6		70-130			
o-Xylene	9.81	1.0	µg/L	10.0		98.1		70-130			
Surrogate: 1,2-Dichloroethane-d4	*22.9*		µg/L	25.0		91.8		70-130			
Surrogate: Toluene-d8	*24.9*		µg/L	25.0		99.7		70-130			
Surrogate: 4-Bromofluorobenzene	*24.2*		µg/L	25.0		97.0		70-130			

con-test® ANALYTICAL LABORATORY
39 Spruce Street * East Longmeadow, MA 01028 * FAX 413/525-6405 * TEL. 413/525-2332

QUALITY CONTROL

Semivolatile Organic Compounds by GC/MS - Quality Control

Analyte	Result	Reporting Limit	Units	Spike Level	Source Result	%REC	%REC Limits	RPD	RPD Limit	Notes
Batch B227061 - SW-846 3510C										
Blank (B227061-BLK1)				Prepared: 03/31/19 Analyzed: 04/01/19						
Aniline	ND	5.0	µg/L							V-34
Bis(2-chloroethoxy)methane	ND	10	µg/L							
Bis(2-chloroethyl)ether	ND	10	µg/L							
Bis(2-chloroisopropyl)ether	ND	10	µg/L							
Bis(2-Ethylhexyl)phthalate	ND	2.0	µg/L							
4-Bromophenylphenylether	ND	10	µg/L							
Butylbenzylphthalate	ND	10	µg/L							
Carbazole	ND	10	µg/L							
4-Chloroaniline	ND	10	µg/L							V-34
4-Chloro-3-methylphenol	ND	10	µg/L							
2-Chloronaphthalene	ND	10	µg/L							
2-Chlorophenol	ND	10	µg/L							
4-Chlorophenylphenylether	ND	10	µg/L							
Dibenzofuran	ND	5.0	µg/L							
Di-n-butylphthalate	ND	10	µg/L							
3,3-Dichlorobenzidine	ND	10	µg/L							V-34
2,4-Dichlorophenol	ND	10	µg/L							
Diethylphthalate	ND	10	µg/L							
2,4-Dimethylphenol	ND	10	µg/L							
Dimethylphthalate	ND	10	µg/L							
4,6-Dinitro-2-methylphenol	ND	10	µg/L							
2,4-Dinitrophenol	ND	10	µg/L							
2,4-Dinitrotoluene	ND	10	µg/L							
2,6-Dinitrotoluene	ND	10	µg/L							
Di-n-octylphthalate	ND	10	µg/L							
Hexachlorobenzene	ND	5.0	µg/L							
Hexachlorobutadiene	ND	10	µg/L							
Hexachlorocyclopentadiene	ND	10	µg/L							
Hexachloroethane	ND	2.0	µg/L							
Isophorone	ND	10	µg/L							
2-Methylphenol	ND	10	µg/L							
3/4-Methylphenol	ND	10	µg/L							
2-Nitroaniline	ND	10	µg/L							V-35
3-Nitroaniline	ND	10	µg/L							
4-Nitroaniline	ND	10	µg/L							
Nitrobenzene	ND	10	µg/L							
2-Nitrophenol	ND	10	µg/L							
4-Nitrophenol	ND	10	µg/L							
N-Nitrosodiphenylamine/Diphenylamine	ND	10	µg/L							
N-Nitrosodi-n-propylamine	ND	10	µg/L							
Pentachloronitrobenzene	ND	10	µg/L							V-16
Phenol	ND	10	µg/L							
Pyridine	ND	5.0	µg/L							
1,2,4,5-Tetrachlorobenzene	ND	10	µg/L							
1,2,4-Trichlorobenzene	ND	5.0	µg/L							
2,4,5-Trichlorophenol	ND	10	µg/L							
2,4,6-Trichlorophenol	ND	10	µg/L							
Surrogate: 2-Fluorophenol	*106*		µg/L	200		53.1	15-110			
Surrogate: Phenol-d6	*73.5*		µg/L	200		36.8	15-110			
Surrogate: Nitrobenzene-d5	*80.3*		µg/L	100		80.3	30-130			
Surrogate: 2-Fluorobiphenyl	*78.1*		µg/L	100		78.1	30-130			
Surrogate: 2,4,6-Tribromophenol	*173*		µg/L	200		86.6	15-110			

con-test® ANALYTICAL LABORATORY
39 Spruce Street * East Longmeadow, MA 01028 * FAX 413/525-6405 * TEL. 413/525-2332

QUALITY CONTROL

Semivolatile Organic Compounds by GC/MS - Quality Control

Analyte	Result	Reporting Limit	Units	Spike Level	Source Result	%REC	%REC Limits	RPD	RPD Limit	Notes	
Batch B227061 - SW-846 3510C											
Blank (B227061-BLK1)				Prepared: 03/31/19 Analyzed: 04/01/19							
Surrogate: p-Terphenyl-d14	*87.4*		µg/L	100		87.4	30-130				
LCS (B227061-BS1)				Prepared: 03/31/19 Analyzed: 04/01/19							
Aniline	33.6	5.0	µg/L	50.0		67.1	40-140			V-34	†
Bis(2-chloroethoxy)methane	42.6	10	µg/L	50.0		85.2	40-140				
Bis(2-chloroethyl)ether	36.9	10	µg/L	50.0		73.8	40-140				
Bis(2-chloroisopropyl)ether	40.7	10	µg/L	50.0		81.4	40-140				
Bis(2-Ethylhexyl)phthalate	41.8	10	µg/L	50.0		83.6	40-140				
4-Bromophenylphenylether	37.0	10	µg/L	50.0		74.0	40-140				
Butylbenzylphthalate	41.3	10	µg/L	50.0		82.6	40-140				
Carbazole	36.6	10	µg/L	50.0		73.3	40-140				
4-Chloroaniline	36.2	10	µg/L	50.0		72.3	40-140			V-34	†
4-Chloro-3-methylphenol	40.0	10	µg/L	50.0		79.9	30-130				
2-Chloronaphthalene	31.0	10	µg/L	50.0		62.0	40-140				
2-Chlorophenol	34.7	10	µg/L	50.0		69.3	30-130				
4-Chlorophenylphenylether	39.6	10	µg/L	50.0		79.1	40-140				
Dibenzofuran	36.6	5.0	µg/L	50.0		73.2	40-140				
Di-n-butylphthalate	39.3	10	µg/L	50.0		78.7	40-140				
3,3-Dichlorobenzidine	42.6	10	µg/L	50.0		85.3	40-140			V-34	†
2,4-Dichlorophenol	38.1	10	µg/L	50.0		76.2	30-130				
Diethylphthalate	39.4	10	µg/L	50.0		78.9	40-140				
2,4-Dimethylphenol	34.6	10	µg/L	50.0		69.3	30-130				
Dimethylphthalate	39.4	10	µg/L	50.0		78.8	40-140				
4,6-Dinitro-2-methylphenol	39.3	10	µg/L	50.0		78.6	30-130				
2,4-Dinitrophenol	48.2	10	µg/L	50.0		96.4	30-130				
2,4-Dinitrotoluene	41.0	10	µg/L	50.0		81.9	40-140				
2,6-Dinitrotoluene	41.9	10	µg/L	50.0		83.8	40-140				
Di-n-octylphthalate	42.7	10	µg/L	50.0		85.5	40-140				
Hexachlorobenzene	35.8	10	µg/L	50.0		71.5	40-140				
Hexachlorobutadiene	33.1	10	µg/L	50.0		66.1	40-140				
Hexachlorocyclopentadiene	31.8	10	µg/L	50.0		63.5	30-140				
Hexachloroethane	32.8	10	µg/L	50.0		65.6	40-140				
Isophorone	37.4	10	µg/L	50.0		74.8	40-140				
2-Methylphenol	32.8	10	µg/L	50.0		65.6	30-130				
3/4-Methylphenol	30.8	10	µg/L	50.0		61.5	30-130				
2-Nitroaniline	46.7	10	µg/L	50.0		93.5	40-140			V-35	
3-Nitroaniline	40.2	10	µg/L	50.0		80.5	40-140				†
4-Nitroaniline	42.1	10	µg/L	50.0		84.2	40-140				
Nitrobenzene	34.2	10	µg/L	50.0		68.5	40-140				
2-Nitrophenol	39.9	10	µg/L	50.0		79.7	30-130				
4-Nitrophenol	22.9	10	µg/L	50.0		45.7	10-130				
N-Nitrosodiphenylamine/Diphenylamine	38.9	10	µg/L	50.0		77.8	40-140				
N-Nitrosodi-n-propylamine	37.4	10	µg/L	50.0		74.9	40-140				
Pentachloronitrobenzene	38.3	10	µg/L	50.0		76.5	40-140			V-16	
Phenol	17.2	10	µg/L	50.0		34.3	20-130				
Pyridine	20.7	5.0	µg/L	50.0		41.3	10-140				†
1,2,4,5-Tetrachlorobenzene	33.5	10	µg/L	50.0		67.1	40-140				
1,2,4-Trichlorobenzene	32.8	5.0	µg/L	50.0		65.5	40-140				
2,4,5-Trichlorophenol	37.3	10	µg/L	50.0		74.6	30-130				
2,4,6-Trichlorophenol	37.2	10	µg/L	50.0		74.5	30-130				
Surrogate: 2-Fluorophenol	*96.8*		µg/L	200		48.4	15-110				
Surrogate: Phenol-d6	*68.0*		µg/L	200		34.0	15-110				

con-test® ANALYTICAL LABORATORY
39 Spruce Street * East Longmeadow, MA 01028 * FAX 413/525-6405 * TEL. 413/525-2332

QUALITY CONTROL

Semivolatile Organic Compounds by GC/MS - Quality Control

Analyte	Result	Reporting Limit	Units	Spike Level	Source Result	%REC	%REC Limits	RPD	RPD Limit	Notes	
Batch B227061 - SW-846 3510C											
LCS (B227061-BS1)				Prepared: 03/31/19 Analyzed: 04/01/19							
Surrogate: Nitrobenzene-d5	*74.6*		µg/L	100		74.6	30-130				
Surrogate: 2-Fluorobiphenyl	*75.6*		µg/L	100		75.6	30-130				
Surrogate: 2,4,6-Tribromophenol	*179*		µg/L	200		89.6	15-110				
Surrogate: p-Terphenyl-d14	*83.5*		µg/L	100		83.5	30-130				
LCS Dup (B227061-BSD1)				Prepared: 03/31/19 Analyzed: 04/01/19							
Aniline	31.8	5.0	µg/L	50.0		63.5	40-140	5.51	50	V-34	† ‡
Bis(2-chloroethoxy)methane	41.5	10	µg/L	50.0		83.1	40-140	2.52	20		
Bis(2-chloroethyl)ether	36.6	10	µg/L	50.0		73.3	40-140	0.707	20		
Bis(2-chloroisopropyl)ether	39.9	10	µg/L	50.0		79.9	40-140	1.86	20		
Bis(2-Ethylhexyl)phthalate	42.5	10	µg/L	50.0		84.9	40-140	1.52	20		
4-Bromophenylphenylether	36.4	10	µg/L	50.0		72.7	40-140	1.66	20		
Butylbenzylphthalate	40.3	10	µg/L	50.0		80.6	40-140	2.40	20		
Carbazole	35.4	10	µg/L	50.0		70.7	40-140	3.50	20		
4-Chloroaniline	35.4	10	µg/L	50.0		70.7	40-140	2.21	20	V-34	†
4-Chloro-3-methylphenol	38.7	10	µg/L	50.0		77.4	30-130	3.15	20		
2-Chloronaphthalene	30.4	10	µg/L	50.0		60.9	40-140	1.73	20		
2-Chlorophenol	34.6	10	µg/L	50.0		69.2	30-130	0.202	20		
4-Chlorophenylphenylether	38.5	10	µg/L	50.0		77.0	40-140	2.64	20		
Dibenzofuran	36.0	5.0	µg/L	50.0		72.0	40-140	1.65	20		
Di-n-butylphthalate	39.0	10	µg/L	50.0		78.0	40-140	0.919	20		
3,3-Dichlorobenzidine	43.0	10	µg/L	50.0		86.1	40-140	0.957	20	V-34	† ‡
2,4-Dichlorophenol	37.3	10	µg/L	50.0		74.5	30-130	2.23	20		
Diethylphthalate	39.6	10	µg/L	50.0		79.2	40-140	0.380	20		
2,4-Dimethylphenol	33.7	10	µg/L	50.0		67.4	30-130	2.78	20		
Dimethylphthalate	39.0	10	µg/L	50.0		78.1	40-140	0.969	50		
4,6-Dinitro-2-methylphenol	38.7	10	µg/L	50.0		77.3	30-130	1.59	50		
2,4-Dinitrophenol	49.5	10	µg/L	50.0		99.0	30-130	2.70	50		
2,4-Dinitrotoluene	40.8	10	µg/L	50.0		81.6	40-140	0.367	20		
2,6-Dinitrotoluene	40.3	10	µg/L	50.0		80.7	40-140	3.84	20		
Di-n-octylphthalate	45.6	10	µg/L	50.0		91.2	40-140	6.48	20		
Hexachlorobenzene	34.1	10	µg/L	50.0		68.1	40-140	4.84	20		
Hexachlorobutadiene	32.6	10	µg/L	50.0		65.2	40-140	1.46	20		
Hexachlorocyclopentadiene	31.2	10	µg/L	50.0		62.4	30-140	1.84	50		
Hexachloroethane	30.9	10	µg/L	50.0		61.8	40-140	5.97	50		
Isophorone	36.5	10	µg/L	50.0		73.0	40-140	2.38	20		
2-Methylphenol	31.5	10	µg/L	50.0		63.0	30-130	3.98	20		
3/4-Methylphenol	29.5	10	µg/L	50.0		59.0	30-130	4.18	20		
2-Nitroaniline	45.4	10	µg/L	50.0		90.8	40-140	2.91	20	V-35	
3-Nitroaniline	39.6	10	µg/L	50.0		79.3	40-140	1.50	20		†
4-Nitroaniline	41.4	10	µg/L	50.0		82.7	40-140	1.73	20		
Nitrobenzene	33.5	10	µg/L	50.0		67.1	40-140	2.12	20		
2-Nitrophenol	39.5	10	µg/L	50.0		79.1	30-130	0.856	20		
4-Nitrophenol	21.3	10	µg/L	50.0		42.6	10-130	7.16	50		‡
N-Nitrosodiphenylamine/Diphenylamine	36.8	10	µg/L	50.0		73.6	40-140	5.55	20		
N-Nitrosodi-n-propylamine	35.8	10	µg/L	50.0		71.6	40-140	4.42	20		
Pentachloronitrobenzene	36.4	10	µg/L	50.0		72.7	40-140	5.09	20	V-16	
Phenol	16.7	10	µg/L	50.0		33.4	20-130	2.78	20		
Pyridine	19.3	5.0	µg/L	50.0		38.6	10-140	6.86	50		†
1,2,4,5-Tetrachlorobenzene	32.4	10	µg/L	50.0		64.7	40-140	3.58	20		
1,2,4-Trichlorobenzene	33.0	5.0	µg/L	50.0		66.0	40-140	0.760	20		
2,4,5-Trichlorophenol	35.5	10	µg/L	50.0		71.1	30-130	4.91	20		

con-test® ANALYTICAL LABORATORY
39 Spruce Street * East Longmeadow, MA 01028 * FAX 413/525-6405 * TEL. 413/525-2332

QUALITY CONTROL

Semivolatile Organic Compounds by GC/MS - Quality Control

Analyte	Result	Reporting Limit	Units	Spike Level	Source Result	%REC	%REC Limits	RPD	RPD Limit	Notes
Batch B227061 - SW-846 3510C										
LCS Dup (B227061-BSD1)				Prepared: 03/31/19 Analyzed: 04/01/19						
2,4,6-Trichlorophenol	36.0	10	µg/L	50.0		72.1	30-130	3.28	50	
Surrogate: 2-Fluorophenol	*94.6*		µg/L	200		47.3	15-110			
Surrogate: Phenol-d6	*65.8*		µg/L	200		32.9	15-110			
Surrogate: Nitrobenzene-d5	*73.2*		µg/L	100		73.2	30-130			
Surrogate: 2-Fluorobiphenyl	*72.6*		µg/L	100		72.6	30-130			
Surrogate: 2,4,6-Tribromophenol	*180*		µg/L	200		90.1	15-110			
Surrogate: p-Terphenyl-d14	*79.8*		µg/L	100		79.8	30-130			
Batch B227199 - SW-846 3510C										
Blank (B227199-BLK1)				Prepared: 03/31/19 Analyzed: 04/02/19						
Acenaphthene (SIM)	ND	0.30	µg/L							
Acenaphthylene (SIM)	ND	0.30	µg/L							
Anthracene (SIM)	ND	0.20	µg/L							
Benzo(a)anthracene (SIM)	ND	0.050	µg/L							
Benzo(a)pyrene (SIM)	ND	0.10	µg/L							
Benzo(b)fluoranthene (SIM)	ND	0.050	µg/L							
Benzo(g,h,i)perylene (SIM)	ND	0.50	µg/L							
Benzo(k)fluoranthene (SIM)	ND	0.20	µg/L							
Chrysene (SIM)	ND	0.20	µg/L							
Dibenz(a,h)anthracene (SIM)	ND	0.20	µg/L							
Fluoranthene (SIM)	ND	0.50	µg/L							
Fluorene (SIM)	ND	1.0	µg/L							
Indeno(1,2,3-cd)pyrene (SIM)	ND	0.20	µg/L							
2-Methylnaphthalene (SIM)	ND	1.0	µg/L							
Naphthalene (SIM)	ND	1.0	µg/L							
Pentachlorophenol (SIM)	ND	1.0	µg/L							V-34
Phenanthrene (SIM)	ND	0.050	µg/L							
Pyrene (SIM)	ND	1.0	µg/L							
Surrogate: 2-Fluorophenol	*103*		µg/L	200		51.6	15-110			
Surrogate: Phenol-d6	*66.9*		µg/L	200		33.4	15-110			
Surrogate: Nitrobenzene-d5	*75.3*		µg/L	100		75.3	30-130			
Surrogate: 2-Fluorobiphenyl	*54.0*		µg/L	100		54.0	30-130			
Surrogate: 2,4,6-Tribromophenol	*177*		µg/L	200		88.6	15-110			
Surrogate: p-Terphenyl-d14	*64.5*		µg/L	100		64.5	30-130			
LCS (B227199-BS1)				Prepared: 03/31/19 Analyzed: 04/02/19						
Acenaphthene (SIM)	33.9	6.0	µg/L	50.0		67.9	40-140			
Acenaphthylene (SIM)	33.6	6.0	µg/L	50.0		67.2	40-140			
Anthracene (SIM)	35.0	4.0	µg/L	50.0		70.1	40-140			
Benzo(a)anthracene (SIM)	32.1	1.0	µg/L	50.0		64.2	40-140			
Benzo(a)pyrene (SIM)	36.4	2.0	µg/L	50.0		72.9	40-140			
Benzo(b)fluoranthene (SIM)	36.3	1.0	µg/L	50.0		72.6	40-140			
Benzo(g,h,i)perylene (SIM)	36.4	10	µg/L	50.0		72.9	40-140			
Benzo(k)fluoranthene (SIM)	35.5	4.0	µg/L	50.0		71.1	40-140			
Chrysene (SIM)	33.8	4.0	µg/L	50.0		67.7	40-140			
Dibenz(a,h)anthracene (SIM)	37.3	4.0	µg/L	50.0		74.7	40-140			
Fluoranthene (SIM)	34.1	10	µg/L	50.0		68.1	40-140			
Fluorene (SIM)	34.2	20	µg/L	50.0		68.4	40-140			
Indeno(1,2,3-cd)pyrene (SIM)	37.8	4.0	µg/L	50.0		75.7	40-140			
2-Methylnaphthalene (SIM)	34.1	20	µg/L	50.0		68.2	40-140			
Naphthalene (SIM)	31.3	20	µg/L	50.0		62.7	40-140			
Pentachlorophenol (SIM)	28.4	20	µg/L	50.0		56.8	40-140			V-34

con-test® ANALYTICAL LABORATORY
39 Spruce Street * East Longmeadow, MA 01028 * FAX 413/525-6405 * TEL. 413/525-2332

QUALITY CONTROL

Semivolatile Organic Compounds by GC/MS - Quality Control

Analyte	Result	Reporting Limit	Units	Spike Level	Source Result	%REC	%REC Limits	RPD	RPD Limit	Notes	
Batch B227199 - SW-846 3510C											
LCS (B227199-BS1)				Prepared: 03/31/19 Analyzed: 04/02/19							
Phenanthrene (SIM)	34.1	1.0	µg/L	50.0		68.2	40-140				
Pyrene (SIM)	32.3	20	µg/L	50.0		64.7	40-140				
Surrogate: 2-Fluorophenol	*76.8*		µg/L	200		38.4	15-110				
Surrogate: Phenol-d6	*52.6*		µg/L	200		26.3	15-110				
Surrogate: Nitrobenzene-d5	*67.3*		µg/L	100		67.3	30-130				
Surrogate: 2-Fluorobiphenyl	*57.5*		µg/L	100		57.5	30-130				
Surrogate: 2,4,6-Tribromophenol	*145*		µg/L	200		72.6	15-110				
Surrogate: p-Terphenyl-d14	*57.8*		µg/L	100		57.8	30-130				
LCS Dup (B227199-BSD1)				Prepared: 03/31/19 Analyzed: 04/02/19							
Acenaphthene (SIM)	33.7	6.0	µg/L	50.0		67.4	40-140	0.769	20		
Acenaphthylene (SIM)	33.8	6.0	µg/L	50.0		67.6	40-140	0.593	20		
Anthracene (SIM)	34.6	4.0	µg/L	50.0		69.3	40-140	1.15	20		
Benzo(a)anthracene (SIM)	31.7	1.0	µg/L	50.0		63.4	40-140	1.19	20		
Benzo(a)pyrene (SIM)	36.1	2.0	µg/L	50.0		72.2	40-140	0.882	20		
Benzo(b)fluoranthene (SIM)	36.4	1.0	µg/L	50.0		72.8	40-140	0.275	20		
Benzo(g,h,i)perylene (SIM)	36.2	10	µg/L	50.0		72.4	40-140	0.716	20		
Benzo(k)fluoranthene (SIM)	35.5	4.0	µg/L	50.0		71.0	40-140	0.113	20		
Chrysene (SIM)	33.6	4.0	µg/L	50.0		67.3	40-140	0.593	20		
Dibenz(a,h)anthracene (SIM)	37.4	4.0	µg/L	50.0		74.7	40-140	0.0535	20		
Fluoranthene (SIM)	33.3	10	µg/L	50.0		66.6	40-140	2.20	20		
Fluorene (SIM)	33.8	20	µg/L	50.0		67.7	40-140	1.12	20		
Indeno(1,2,3-cd)pyrene (SIM)	37.7	4.0	µg/L	50.0		75.3	40-140	0.477	20		‡
2-Methylnaphthalene (SIM)	34.2	20	µg/L	50.0		68.4	40-140	0.234	20		
Naphthalene (SIM)	31.6	20	µg/L	50.0		63.1	40-140	0.700	20		
Pentachlorophenol (SIM)	24.5	20	µg/L	50.0		49.0	40-140	14.8	20	V-34	
Phenanthrene (SIM)	34.0	1.0	µg/L	50.0		67.9	40-140	0.411	20		
Pyrene (SIM)	32.7	20	µg/L	50.0		65.4	40-140	1.17	20		
Surrogate: 2-Fluorophenol	*88.4*		µg/L	200		44.2	15-110				
Surrogate: Phenol-d6	*58.9*		µg/L	200		29.5	15-110				
Surrogate: Nitrobenzene-d5	*67.3*		µg/L	100		67.3	30-130				
Surrogate: 2-Fluorobiphenyl	*56.0*		µg/L	100		56.0	30-130				
Surrogate: 2,4,6-Tribromophenol	*133*		µg/L	200		66.7	15-110				
Surrogate: p-Terphenyl-d14	*56.7*		µg/L	100		56.7	30-130				
Batch B227370 - SW-846 3510C											
Blank (B227370-BLK1)				Prepared: 04/02/19 Analyzed: 04/04/19							
Acenaphthene (SIM)	ND	0.30	µg/L								
Acenaphthylene (SIM)	ND	0.30	µg/L								
Anthracene (SIM)	ND	0.20	µg/L								
Benzo(a)anthracene (SIM)	ND	0.050	µg/L								
Benzo(a)pyrene (SIM)	ND	0.10	µg/L								
Benzo(b)fluoranthene (SIM)	ND	0.050	µg/L								
Benzo(g,h,i)perylene (SIM)	ND	0.50	µg/L								
Benzo(k)fluoranthene (SIM)	ND	0.20	µg/L								
Chrysene (SIM)	ND	0.20	µg/L								
Dibenz(a,h)anthracene (SIM)	ND	0.20	µg/L								
Fluoranthene (SIM)	ND	0.50	µg/L								
Fluorene (SIM)	ND	1.0	µg/L								
Indeno(1,2,3-cd)pyrene (SIM)	ND	0.20	µg/L								
2-Methylnaphthalene (SIM)	ND	1.0	µg/L								
Naphthalene (SIM)	ND	1.0	µg/L								

con-test® ANALYTICAL LABORATORY
39 Spruce Street * East Longmeadow, MA 01028 * FAX 413/525-6405 * TEL. 413/525-2332

QUALITY CONTROL

Semivolatile Organic Compounds by GC/MS - Quality Control

Analyte	Result	Reporting Limit	Units	Spike Level	Source Result	%REC	%REC Limits	RPD	RPD Limit	Notes
Batch B227370 - SW-846 3510C										
Blank (B227370-BLK1)				Prepared: 04/02/19 Analyzed: 04/09/19						
Pentachlorophenol (SIM)	ND	1.0	µg/L							V-34
Phenanthrene (SIM)	ND	0.050	µg/L							
Pyrene (SIM)	ND	1.0	µg/L							
Surrogate: 2-Fluorophenol	*108*		µg/L	200		54.1	15-110			
Surrogate: Phenol-d6	*69.6*		µg/L	200		34.8	15-110			
Surrogate: Nitrobenzene-d5	*73.9*		µg/L	100		73.9	30-130			
Surrogate: 2-Fluorobiphenyl	*50.7*		µg/L	100		50.7	30-130			
Surrogate: 2,4,6-Tribromophenol	*152*		µg/L	200		75.8	15-110			
Surrogate: p-Terphenyl-d14	*66.5*		µg/L	100		66.5	30-130			
LCS (B227370-BS1)				Prepared: 04/02/19 Analyzed: 04/09/19						
Acenaphthene (SIM)	33.3	6.0	µg/L	50.0		66.6	40-140			
Acenaphthylene (SIM)	33.0	6.0	µg/L	50.0		65.9	40-140			
Anthracene (SIM)	36.8	4.0	µg/L	50.0		73.6	40-140			
Benzo(a)anthracene (SIM)	33.6	1.0	µg/L	50.0		67.2	40-140			
Benzo(a)pyrene (SIM)	37.7	2.0	µg/L	50.0		75.3	40-140			
Benzo(b)fluoranthene (SIM)	38.9	1.0	µg/L	50.0		77.8	40-140			
Benzo(g,h,i)perylene (SIM)	37.3	10	µg/L	50.0		74.6	40-140			
Benzo(k)fluoranthene (SIM)	39.0	4.0	µg/L	50.0		77.9	40-140			
Chrysene (SIM)	35.1	4.0	µg/L	50.0		70.3	40-140			
Dibenz(a,h)anthracene (SIM)	38.8	4.0	µg/L	50.0		77.6	40-140			
Fluoranthene (SIM)	36.1	10	µg/L	50.0		72.2	40-140			
Fluorene (SIM)	35.2	20	µg/L	50.0		70.3	40-140			
Indeno(1,2,3-cd)pyrene (SIM)	38.7	4.0	µg/L	50.0		77.4	40-140			
2-Methylnaphthalene (SIM)	32.9	20	µg/L	50.0		65.8	40-140			
Naphthalene (SIM)	31.8	20	µg/L	50.0		63.6	40-140			
Pentachlorophenol (SIM)	28.8	20	µg/L	50.0		57.5	40-140			V-34
Phenanthrene (SIM)	35.3	1.0	µg/L	50.0		70.6	40-140			
Pyrene (SIM)	33.3	20	µg/L	50.0		66.7	40-140			
Surrogate: 2-Fluorophenol	*81.1*		µg/L	200		40.5	15-110			
Surrogate: Phenol-d6	*55.7*		µg/L	200		27.9	15-110			
Surrogate: Nitrobenzene-d5	*64.6*		µg/L	100		64.6	30-130			
Surrogate: 2-Fluorobiphenyl	*47.5*		µg/L	100		47.5	30-130			
Surrogate: 2,4,6-Tribromophenol	*115*		µg/L	200		57.5	15-110			
Surrogate: p-Terphenyl-d14	*50.0*		µg/L	100		50.0	30-130			
LCS Dup (B227370-BSD1)				Prepared: 04/02/19 Analyzed: 04/09/19						
Acenaphthene (SIM)	31.1	6.0	µg/L	50.0		62.2	40-140	6.77	20	
Acenaphthylene (SIM)	30.6	6.0	µg/L	50.0		61.3	40-140	7.30	20	
Anthracene (SIM)	33.7	4.0	µg/L	50.0		67.4	40-140	8.80	20	
Benzo(a)anthracene (SIM)	30.7	1.0	µg/L	50.0		61.4	40-140	9.01	20	
Benzo(a)pyrene (SIM)	34.6	2.0	µg/L	50.0		69.2	40-140	8.47	20	
Benzo(b)fluoranthene (SIM)	35.7	1.0	µg/L	50.0		71.5	40-140	8.47	20	
Benzo(g,h,i)perylene (SIM)	34.3	10	µg/L	50.0		68.6	40-140	8.44	20	
Benzo(k)fluoranthene (SIM)	36.2	4.0	µg/L	50.0		72.4	40-140	7.40	20	
Chrysene (SIM)	32.4	4.0	µg/L	50.0		64.7	40-140	8.24	20	
Dibenz(a,h)anthracene (SIM)	35.7	4.0	µg/L	50.0		71.4	40-140	8.33	20	
Fluoranthene (SIM)	31.8	10	µg/L	50.0		63.7	40-140	12.5	20	
Fluorene (SIM)	31.9	20	µg/L	50.0		63.7	40-140	9.85	20	
Indeno(1,2,3-cd)pyrene (SIM)	35.6	4.0	µg/L	50.0		71.2	40-140	8.29	20	‡
2-Methylnaphthalene (SIM)	30.5	20	µg/L	50.0		61.0	40-140	7.44	20	
Naphthalene (SIM)	29.6	20	µg/L	50.0		59.1	40-140	7.30	20	
Pentachlorophenol (SIM)	26.5	20	µg/L	50.0		53.0	40-140	8.25	20	V-34

con-test® ANALYTICAL LABORATORY
39 Spruce Street * East Longmeadow, MA 01028 * FAX 413/525-6405 * TEL. 413/525-2332

QUALITY CONTROL

Semivolatile Organic Compounds by GC/MS - Quality Control

Analyte	Result	Reporting Limit	Units	Spike Level	Source Result	%REC	%REC Limits	RPD	RPD Limit	Notes
Batch B227370 - SW-846 3510C										
LCS Dup (B227370-BSD1)				Prepared: 04/02/19 Analyzed: 04/09/19						
Phenanthrene (SIM)	32.5	1.0	µg/L	50.0		65.0	40-140	8.32	20	
Pyrene (SIM)	30.9	20	µg/L	50.0		61.8	40-140	7.53	20	
Surrogate: 2-Fluorophenol	*68.3*		µg/L	200		34.2	15-110			
Surrogate: Phenol-d6	*50.6*		µg/L	200		25.3	15-110			
Surrogate: Nitrobenzene-d5	*58.6*		µg/L	100		58.6	30-130			
Surrogate: 2-Fluorobiphenyl	*45.9*		µg/L	100		45.9	30-130			
Surrogate: 2,4,6-Tribromophenol	*105*		µg/L	200		52.4	15-110			
Surrogate: p-Terphenyl-d14	*47.6*		µg/L	100		47.6	30-130			

con-test® ANALYTICAL LABORATORY
39 Spruce Street * East Longmeadow, MA 01028 * FAX 413/525-6405 * TEL. 413/525-2332

QUALITY CONTROL

Polychlorinated Biphenyls By GC/ECD - Quality Control

Analyte	Result	Reporting Limit	Units	Spike Level	Source Result	%REC	%REC Limits	RPD	RPD Limit	Notes
Batch B227330 - SW-846 3510C										
Blank (B227330-BLK1)				Prepared & Analyzed: 04/04/19						
Aroclor-1016	ND	0.10	µg/L							
Aroclor-1016 [2C]	ND	0.10	µg/L							
Aroclor-1221	ND	0.10	µg/L							
Aroclor-1221 [2C]	ND	0.10	µg/L							
Aroclor-1232	ND	0.10	µg/L							
Aroclor-1232 [2C]	ND	0.10	µg/L							
Aroclor-1242	ND	0.10	µg/L							
Aroclor-1242 [2C]	ND	0.10	µg/L							
Aroclor-1248	ND	0.10	µg/L							
Aroclor-1248 [2C]	ND	0.10	µg/L							
Aroclor-1254	ND	0.10	µg/L							
Aroclor-1254 [2C]	ND	0.10	µg/L							
Aroclor-1260	ND	0.10	µg/L							
Aroclor-1260 [2C]	ND	0.10	µg/L							
Aroclor-1262	ND	0.10	µg/L							
Aroclor-1262 [2C]	ND	0.10	µg/L							
Aroclor-1268	ND	0.10	µg/L							
Aroclor-1268 [2C]	ND	0.10	µg/L							
Surrogate: Decachlorobiphenyl	*0.892*		µg/L	2.00		44.6	30-150			
Surrogate: Decachlorobiphenyl [2C]	*0.920*		µg/L	2.00		46.0	30-150			
Surrogate: Tetrachloro-m-xylene	*0.850*		µg/L	2.00		42.5	30-150			
Surrogate: Tetrachloro-m-xylene [2C]	*0.885*		µg/L	2.00		44.2	30-150			
LCS (B227330-BS1)				Prepared & Analyzed: 04/04/19						
Aroclor-1016	0.26	0.20	µg/L	0.500		52.6	40-140			
Aroclor-1016 [2C]	0.29	0.20	µg/L	0.500		57.4	40-140			
Aroclor-1260	0.24	0.20	µg/L	0.500		47.7	40-140			
Aroclor-1260 [2C]	0.26	0.20	µg/L	0.500		51.7	40-140			
Surrogate: Decachlorobiphenyl	*0.971*		µg/L	2.00		48.5	30-150			
Surrogate: Decachlorobiphenyl [2C]	*1.01*		µg/L	2.00		50.6	30-150			
Surrogate: Tetrachloro-m-xylene	*0.943*		µg/L	2.00		47.1	30-150			
Surrogate: Tetrachloro-m-xylene [2C]	*0.982*		µg/L	2.00		49.1	30-150			
LCS Dup (B227330-BSD1)				Prepared & Analyzed: 04/04/19						
Aroclor-1016	0.26	0.20	µg/L	0.500		52.4	40-140	0.415	20	
Aroclor-1016 [2C]	0.28	0.20	µg/L	0.500		56.8	40-140	1.13	20	
Aroclor-1260	0.24	0.20	µg/L	0.500		47.7	40-140	0.0419	20	
Aroclor-1260 [2C]	0.25	0.20	µg/L	0.500		50.7	40-140	1.91	20	
Surrogate: Decachlorobiphenyl	*1.01*		µg/L	2.00		50.7	30-150			
Surrogate: Decachlorobiphenyl [2C]	*1.06*		µg/L	2.00		52.9	30-150			
Surrogate: Tetrachloro-m-xylene	*1.06*		µg/L	2.00		53.0	30-150			
Surrogate: Tetrachloro-m-xylene [2C]	*1.10*		µg/L	2.00		55.0	30-150			

con-test® ANALYTICAL LABORATORY
39 Spruce Street * East Longmeadow, MA 01028 * FAX 413/525-6405 * TEL. 413/525-2332

QUALITY CONTROL

Petroleum Hydrocarbons Analyses - Quality Control

Analyte	Result	Reporting Limit	Units	Spike Level	Source Result	%REC	%REC Limits	RPD	RPD Limit	Notes
Batch B227179 - SW-846 3510C										
Blank (B227179-BLK1)				Prepared: 04/01/19 Analyzed: 04/02/19						
CT ETPH	ND	0.15	mg/L							
Surrogate: 2-Fluorobiphenyl	*0.0577*		mg/L	0.100		57.7	50-150			
LCS (B227179-BS1)				Prepared: 04/01/19 Analyzed: 04/02/19						
CT ETPH	0.667	0.15	mg/L	1.00		66.7	60-120			
Surrogate: 2-Fluorobiphenyl	*0.0668*		mg/L	0.100		66.8	50-150			
LCS Dup (B227179-BSD1)				Prepared: 04/01/19 Analyzed: 04/02/19						
CT ETPH	0.662	0.15	mg/L	1.00		66.2	60-120	0.729	30	
Surrogate: 2-Fluorobiphenyl	*0.0677*		mg/L	0.100		67.7	50-150			

con-test® ANALYTICAL LABORATORY
39 Spruce Street * East Longmeadow, MA 01028 * FAX 413/525-6405 * TEL. 413/525-2332

QUALITY CONTROL

Metals Analyses (Total) - Quality Control

Analyte	Result	Reporting Limit	Units	Spike Level	Source Result	%REC	%REC Limits	RPD	RPD Limit	Notes
Batch B226838 - SW-846 7470A Prep										
Blank (B226838-BLK1)				Prepared: 03/28/19 Analyzed: 03/29/19						
Mercury	ND	0.00010	mg/L							
LCS (B226838-BS1)				Prepared: 03/28/19 Analyzed: 03/29/19						
Mercury	0.00386	0.00010	mg/L	0.00400		96.6	80-120			
LCS Dup (B226838-BSD1)				Prepared: 03/28/19 Analyzed: 03/29/19						
Mercury	0.00385	0.00010	mg/L	0.00400		96.2	80-120	0.364	20	
Batch B227244 - SW-846 3005A										
Blank (B227244-BLK1)				Prepared: 04/02/19 Analyzed: 04/03/19						
Arsenic	ND	0.40	µg/L							
Barium	ND	10	µg/L							
Cadmium	ND	0.50	µg/L							
Chromium	ND	1.0	µg/L							
Lead	ND	1.0	µg/L							
Selenium	ND	5.0	µg/L							
Silver	ND	0.50	µg/L							
LCS (B227244-BS1)				Prepared: 04/02/19 Analyzed: 04/03/19						
Arsenic	524	4.0	µg/L	500		105	80-120			
Barium	518	100	µg/L	500		104	80-120			
Cadmium	541	5.0	µg/L	500		108	80-120			
Chromium	550	10	µg/L	500		110	80-120			
Lead	526	10	µg/L	500		105	80-120			
Selenium	513	50	µg/L	500		103	80-120			
Silver	523	5.0	µg/L	500		105	80-120			
LCS Dup (B227244-BSD1)				Prepared: 04/02/19 Analyzed: 04/03/19						
Arsenic	498	4.0	µg/L	500		99.7	80-120	5.04	20	
Barium	488	100	µg/L	500		97.7	80-120	6.01	20	
Cadmium	511	5.0	µg/L	500		102	80-120	5.56	20	
Chromium	514	10	µg/L	500		103	80-120	6.68	20	
Lead	513	10	µg/L	500		103	80-120	2.58	20	
Selenium	488	50	µg/L	500		97.5	80-120	5.07	20	
Silver	496	5.0	µg/L	500		99.1	80-120	5.39	20	

con-test® ANALYTICAL LABORATORY
39 Spruce Street * East Longmeadow, MA 01028 * FAX 413/525-6405 * TEL. 413/525-2332

IDENTIFICATION SUMMARY FOR SINGLE COMPONENT ANALYTES

SW-846 8082A

LCS

Lab Sample ID: B227330-BS1 Date(s) Analyzed: 04/04/2019 04/04/2019

Instrument ID (1): ECD10 Instrument ID (2): ECD10

GC Column (1): ID: (mm) GC Column (2): ID: (mm)

ANALYTE	COL	RT	RT WINDOW		CONCENTRATION	%RPD
			FROM	TO		
Aroclor-1016	1	0.000	0.000	0.000	0.26	
	2	0.000	0.000	0.000	0.29	10.9
Aroclor-1260	1	0.000	0.000	0.000	0.24	
	2	0.000	0.000	0.000	0.26	8.0

con-test® ANALYTICAL LABORATORY
39 Spruce Street * East Longmeadow, MA 01028 * FAX 413/525-6405 * TEL. 413/525-2332

IDENTIFICATION SUMMARY FOR SINGLE COMPONENT ANALYTES

SW-846 8082A

LCS Dup

Lab Sample ID: B227330-BSD1 Date(s) Analyzed: 04/04/2019 04/04/2019

Instrument ID (1): ECD10 Instrument ID (2): ECD10

GC Column (1): ID: (mm) GC Column (2): ID: (mm)

ANALYTE	COL	RT	RT WINDOW		CONCENTRATION	%RPD
			FROM	TO		
Aroclor-1016	1	0.000	0.000	0.000	0.26	
	2	0.000	0.000	0.000	0.28	7.4
Aroclor-1260	1	0.000	0.000	0.000	0.24	
	2	0.000	0.000	0.000	0.25	4.1

con-test® ANALYTICAL LABORATORY
39 Spruce Street * East Longmeadow, MA 01028 * FAX 413/525-6405 * TEL. 413/525-2332

FLAG/QUALIFIER SUMMARY

*	QC result is outside of established limits.
†	Wide recovery limits established for difficult compound.
‡	Wide RPD limits established for difficult compound.
#	Data exceeded client recommended or regulatory level
ND	Not Detected
RL	Reporting Limit is at the level of quantitation (LOQ)
DL	Detection Limit is the lower limit of detection determined by the MDL study
MCL	Maximum Contaminant Level
	Percent recoveries and relative percent differences (RPDs) are determined by the software using values in the calculation which have not been rounded.
	No results have been blank subtracted unless specified in the case narrative section.
L-01	Laboratory fortified blank /laboratory control sample recovery outside of control limits. Data validation is not affected since all results are "not detected" for all samples in this batch for this compound and bias is on the high side.
RL-03	Elevated reporting limit based on lowest point in calibration. Requested reporting limit not met.
V-16	Response factor is less than method specified minimum acceptable value. Reduced precision and accuracy may be associated with reported result.
V-20	Continuing calibration verification (CCV) did not meet method specifications and was biased on the high side. Data validation is not affected since sample result was "not detected" for this compound.
V-34	Initial calibration verification (ICV) did not meet method specifications and was biased on the low side for this compound. Reported result is estimated.
V-35	Initial calibration verification (ICV) did not meet method specifications and was biased on the high side for this compound. Reported result is estimated.

con-test® ANALYTICAL LABORATORY
39 Spruce Street * East Longmeadow, MA 01028 * FAX 413/525-6405 * TEL. 413/525-2332

CERTIFICATIONS

Certified Analyses included in this Report

Analyte	Certifications
CTDEP ETPH in Soil	
CT ETPH	CT
CTDEP ETPH in Water	
CT ETPH	CT
SW-846 6020B in Water	
Arsenic	CT,NH,NY,ME,VA,NC
Barium	CT,NH,NY,ME,VA,NC
Cadmium	CT,NH,NY,RI,ME,VA,NC
Chromium	CT,NH,NY,ME,VA,NC
Lead	CT,NH,NY,ME,VA,NC
Selenium	CT,NH,NY,ME,VA,NC
Silver	CT,NH,NY,ME,VA,NC
SW-846 7470A in Water	
Mercury	CT,NH,NY,NC,ME,VA
SW-846 7471B in Soil	
Mercury	CT,NH,NY,NC,ME,VA
SW-846 8082A in Water	
Aroclor-1016	CT,NH,NY,NC,ME,VA
Aroclor-1016 [2C]	CT,NH,NY,NC,ME,VA
Aroclor-1221	CT,NH,NY,NC,ME,VA
Aroclor-1221 [2C]	CT,NH,NY,NC,ME,VA
Aroclor-1232	CT,NH,NY,NC,ME,VA
Aroclor-1232 [2C]	CT,NH,NY,NC,ME,VA
Aroclor-1242	CT,NH,NY,NC,ME,VA
Aroclor-1242 [2C]	CT,NH,NY,NC,ME,VA
Aroclor-1248	CT,NH,NY,NC,ME,VA
Aroclor-1248 [2C]	CT,NH,NY,NC,ME,VA
Aroclor-1254	CT,NH,NY,NC,ME,VA
Aroclor-1254 [2C]	CT,NH,NY,NC,ME,VA
Aroclor-1260	CT,NH,NY,NC,ME,VA
Aroclor-1260 [2C]	CT,NH,NY,NC,ME,VA
Aroclor-1262	NH,NY,NC,ME,VA
Aroclor-1262 [2C]	NH,NY,NC,ME,VA
Aroclor-1268	NH,NY,NC,ME,VA
Aroclor-1268 [2C]	NH,NY,NC,ME,VA
SW-846 8260C in Water	
Acetone	CT,NH,NY,ME
Acrylonitrile	CT,NY,ME
Benzene	CT,NH,NY,ME
Bromobenzene	NY
Bromodichloromethane	CT,NH,NY,ME
Bromoform	CT,NH,NY,ME
Bromomethane	CT,NH,NY,ME
2-Butanone (MEK)	CT,NH,NY,ME
n-Butylbenzene	NY,ME
sec-Butylbenzene	NY,ME

con-test® ANALYTICAL LABORATORY
39 Spruce Street * East Longmeadow, MA 01028 * FAX 413/525-6405 * TEL. 413/525-2332

CERTIFICATIONS

Certified Analyses included in this Report

Analyte	Certifications
SW-846 8260C in Water	
tert-Butylbenzene	NY,ME
Carbon Disulfide	CT,NH,NY,ME
Carbon Tetrachloride	CT,NH,NY,ME
Chlorobenzene	CT,NH,NY,ME
Chlorodibromomethane	CT,NH,NY,ME
Chloroethane	CT,NH,NY,ME
Chloroform	CT,NH,NY,ME
Chloromethane	CT,NH,NY,ME
2-Chlorotoluene	NY,ME
4-Chlorotoluene	NY,ME
1,2-Dibromo-3-chloropropane (DBCP)	NY
1,2-Dibromoethane (EDB)	NY
Dibromomethane	NH,NY,ME
1,2-Dichlorobenzene	CT,NY,ME
1,3-Dichlorobenzene	CT,NH,NY,ME
1,4-Dichlorobenzene	CT,NH,NY,ME
trans-1,4-Dichloro-2-butene	NH,NY,ME
Dichlorodifluoromethane (Freon 12)	NH,NY,ME
1,1-Dichloroethane	CT,NH,NY,ME
1,2-Dichloroethane	CT,NH,NY,ME
1,1-Dichloroethylene	CT,NH,NY,ME
cis-1,2-Dichloroethylene	NY,ME
trans-1,2-Dichloroethylene	CT,NH,NY,ME
1,2-Dichloropropane	CT,NH,NY,ME
1,3-Dichloropropane	NY,ME
2,2-Dichloropropane	NH,NY,ME
1,1-Dichloropropene	NH,NY,ME
cis-1,3-Dichloropropene	CT,NH,NY,ME
trans-1,3-Dichloropropene	CT,NH,NY,ME
Ethylbenzene	CT,NH,NY,ME
Hexachlorobutadiene	CT,NH,NY,ME
2-Hexanone (MBK)	CT,NH,NY,ME
Isopropylbenzene (Cumene)	NY,ME
p-Isopropyltoluene (p-Cymene)	CT,NH,NY,ME
Methyl tert-Butyl Ether (MTBE)	CT,NH,NY,ME
Methylene Chloride	CT,NH,NY,ME
4-Methyl-2-pentanone (MIBK)	CT,NH,NY,ME
Naphthalene	NH,NY,ME
n-Propylbenzene	CT,NH,NY,ME
Styrene	CT,NH,NY,ME
1,1,1,2-Tetrachloroethane	CT,NH,NY,ME
1,1,2,2-Tetrachloroethane	CT,NH,NY,ME
Tetrachloroethylene	CT,NH,NY,ME
Toluene	CT,NH,NY,ME
1,2,3-Trichlorobenzene	NH,NY,ME
1,2,4-Trichlorobenzene	CT,NH,NY,ME
1,1,1-Trichloroethane	CT,NH,NY,ME

con-test® ANALYTICAL LABORATORY
39 Spruce Street * East Longmeadow, MA 01028 * FAX 413/525-6405 * TEL. 413/525-2332

CERTIFICATIONS

Certified Analyses included in this Report

Analyte	Certifications
SW-846 8260C in Water	
1,1,2-Trichloroethane	CT,NH,NY,ME
Trichloroethylene	CT,NH,NY,ME
Trichlorofluoromethane (Freon 11)	CT,NH,NY,ME
1,2,3-Trichloropropane	NH,NY,ME
1,1,2-Trichloro-1,2,2-trifluoroethane (Freon 113)	NY
1,2,4-Trimethylbenzene	NY,ME
1,3,5-Trimethylbenzene	NY,ME
Vinyl Chloride	CT,NH,NY,ME
m+p Xylene	NH,NY,ME
o-Xylene	NH,NY,ME
SW-846 8270D in Water	
Aniline	CT,NY
Bis(2-chloroethoxy)methane	CT,NY,NH
Bis(2-chloroethyl)ether	CT,NY,NH
Bis(2-chloroisopropyl)ether	CT,NY,NH
Bis(2-Ethylhexyl)phthalate	CT,NY,NH
4-Bromophenylphenylether	CT,NY,NH
Butylbenzylphthalate	CT,NY,NH
4-Chloroaniline	CT,NY,NH
4-Chloro-3-methylphenol	CT,NY,NH
2-Chloronaphthalene	CT,NY,NH
2-Chlorophenol	CT,NY,NH
4-Chlorophenylphenylether	CT,NY,NH
Dibenzofuran	CT,NY,NH
Di-n-butylphthalate	CT,NY,NH
1,2-Dichlorobenzene	NY
1,3-Dichlorobenzene	NY
1,4-Dichlorobenzene	NY
3,3-Dichlorobenzidine	CT,NY,NH
2,4-Dichlorophenol	CT,NY,NH
Diethylphthalate	CT,NY,NH
2,4-Dimethylphenol	CT,NY,NH
Dimethylphthalate	CT,NY,NH
4,6-Dinitro-2-methylphenol	CT,NY,NH
2,4-Dinitrophenol	CT,NY,NH
2,4-Dinitrotoluene	CT,NY,NH
2,6-Dinitrotoluene	CT,NY,NH
Di-n-octylphthalate	CT,NY,NH
Hexachlorobenzene	CT,NY,NH
Hexachlorobutadiene	CT,NY,NH
Hexachlorocyclopentadiene	CT,NY,NH
Hexachloroethane	CT,NY,NH
Isophorone	CT,NY,NH
2-Methylphenol	CT,NY,NH
3/4-Methylphenol	CT,NY,NH
Naphthalene	CT,NY,NH

con-test® ANALYTICAL LABORATORY
39 Spruce Street * East Longmeadow, MA 01028 * FAX 413/525-6405 * TEL. 413/525-2332

CERTIFICATIONS

Certified Analyses included in this Report

Analyte	Certifications
SW-846 8270D in Water	
2-Nitroaniline	CT,NY,NH
3-Nitroaniline	CT,NY,NH
4-Nitroaniline	CT,NY,NH
Nitrobenzene	CT,NY,NH
2-Nitrophenol	CT,NY,NH
4-Nitrophenol	CT,NY,NH
N-Nitrosodi-n-propylamine	CT,NY,NH
Phenol	CT,NY,NH
Pyridine	CT,NY,NH
1,2,4,5-Tetrachlorobenzene	NY
1,2,4-Trichlorobenzene	CT,NY,NH
2,4,5-Trichlorophenol	CT,NY,NH
2,4,6-Trichlorophenol	CT,NY,NH
2-Fluorophenol	NC,VA
Phenol-d6	VA
Nitrobenzene-d5	VA

The CON-TEST Environmental Laboratory operates under the following certifications and accreditations:

Code	Description	Number	Expires
AIHA	AIHA-LAP, LLC - ISO17025:2005	100033	03/1/2020
MA	Massachusetts DEP	M-MA100	06/30/2019
CT	Connecticut Department of Publilc Health	PH-0567	09/30/2019
NY	New York State Department of Health	10899 NELAP	04/1/2020
NH-S	New Hampshire Environmental Lab	2516 NELAP	02/5/2020
RI	Rhode Island Department of Health	LAO00112	12/30/2019
NC	North Carolina Div. of Water Quality	652	12/31/2019
NJ	New Jersey DEP	MA007 NELAP	06/30/2019
FL	Florida Department of Health	E871027 NELAP	06/30/2019
VT	Vermont Department of Health Lead Laboratory	LL015036	07/30/2019
ME	State of Maine	2011028	06/9/2019
VA	Commonwealth of Virginia	460217	12/14/2019
NH-P	New Hampshire Environmental Lab	2557 NELAP	09/6/2019
VT-DW	Vermont Department of Health Drinking Water	VT-255716	06/12/2019
NC-DW	North Carolina Department of Health	25703	07/31/2019

con-test ANALYTICAL LABORATORY
MEK

Phone: 413-525-2332
Fax: 413-525-6405
Email: info@contestlabs.com

http://www.contestlabs.com Doc # 381 Rev 0 5 8 2015

19C1457

CHAIN OF CUSTODY RECORD

39 Spruce Street
East Longmeadow, MA 01028

Page 1 of 2

Company Name:	Weston & Sampson - (for Eversource Energy)
Address:	273 Dividend Road, Rocky Hill, CT 06067
Phone:	(860) 513-1473
Project Name:	Simsbury AWC
Project Location:	Simsbury, CT
Project Number:	Client PO = 10227659
Project Manager:	Jeff Willson
Con-Test Bid:	n/a
Invoice Recipient:	Weston & Sampson (Jeff Willson)
Sampled By:	Will Sirotnak

Requested Turnaround Time
7-Day ☐ 10-Day ☐
Other: ☐ 5-7 Bus. Days ☑

Rush Approval Required
1-Day ☐ 3-Day ☐
2-Day ☐ 4-Day ☐

Data Delivery
Format: PDF ☑ EXCEL ☑
Other:
Enhanced Data Package Required: ☐
Email To: yellenl@wseinc.com
Fax To #: willsonj@wseinc.com

ANALYSIS REQUESTED

Con-Test Work Order#	Client Sample ID / Description	Beginning Date/Time	Ending Date/Time	Composite	Grab	[1]Matrix Code	Conc Code	VOCs (8260)	PCBs	CT ETPH	SVOCs (incl. PCP) *1	Total RCRA 8 Metals	TOTAL LEAD
1	MW-15	3/26/19	1200		X	GW	U			X			
2	MW-16		1050							X	X		
3	MW-202		1000							X			
4	MW-203		1240						X	X			
5	MW-10		1330					X		X	X		X
6	MW-T3		955							X			
7	MW-T6		1030							X		X	
8	CCA-3		1120					X	X	X		X	
9	MW-6		1235						X	X	X	X	
10	MW-2a		1430					X		X	X		X

# of Containers	3 2 2 2 1 1
[2] Preservation Code	H I I I N N
[3] Container Code	V A A A P P

Dissolved Metals Samples
○ Field Filtered
○ Lab to Filter

Orthophosphate Samples
○ Field Filtered
○ Lab to Filter

[1] **Matrix Codes:**
GW = Ground Water
WW = Waste Water
DW = Drinking Water
A = Air
S = Soil/Solid
SL = Sludge
O = Other (please define)

[2] **Preservation Codes:**
I = Iced
H = HCL
M = Methanol
N = Nitric Acid
S = Sulfuric Acid
B = Sodium Bisulfate
X = Sodium Hydroxide
T = Sodium Thiosulfate
O = Other (please define)

[3] **Container Codes:**
A = Amber Glass
G = Glass
P = Plastic
ST = Sterile
V = Vial
S = Summa Canister
T = Tedlar Bag
O = Other (please define)

Comments: (1) Please bill Weston & Sampson directly, using Eversource rates.

*1 - Run all SVOC samples using SIM method at low detection limits

Work Order 19C1457
Please remove PCBs from MW-6
Please remove metals from MW-6 and MW-T6
Please remove PCBs from CCA-3 and **ADD** SVOCs including PCP via SIM
Per Laura Y - MEK 3/29/19

ssible sample concentration
nn above:
lean; U - Unknown

Relinquished by: (signature)	Date/Time:
Received by: (signature) Tom Main	Date/Time: 3/27/19 0932
Relinquished by: (signature) Tom Main	Date/Time: 3/27/19 1200
Received by: (signature)	Date/Time:
Relinquished by: (signature)	Date/Time:
Received by: (signature)	Date/Time:

Report Information

MA ☐ Certification Form Required
☐ rtification Form Required
CT ☐ CTDEEP RSRs (includes RES DEC & GA PMC)
○ MA State DW Form Required
PWSID # _____
Other: ☐
NELAC and AIHA-LAP, LLC Accredited

TURNAROUND TIME (BUSINESS DAYS) STARTS AT 9:00 AM THE DAY AFTER SAMPLE RECEIPT UNLESS THERE ARE QUESTIONS ON THIS CHAIN. IF THIS FORM IS NOT FILLED OUT COMPLETELY OR IS INCORRECT, TURNAROUND TIME CANNOT START UNTIL ALL QUESTIONS HAVE BEEN ANSWERED.

PLEASE BE CAREFUL NOT TO CONTAMINATE THIS DOCUMENT

Table of Contents

http://www.contestlabs.com Doc # 381 Rev 0 5 8 2015

con-test ANALYTICAL LABORATORY
MEK
Phone: 413-525-2332
Fax: 413-525-6405
Email: info@contestlabs.com

19C1457

CHAIN OF CUSTODY RECORD

39 Spruce Street
East Longmeadow, MA 01028

Page 2 of 2

Company Name:	Weston & Sampson - (for Eversource Energy)
Address:	273 Dividend Road, Rocky Hill, CT 06067
Phone:	(860) 513-1473
Project Name:	Simsbury AWC
Project Location:	Simsbury, CT
Project Number:	Client PO = 10227659
Project Manager:	Jeff Willson
Con-Test Bid:	n/a
Invoice Recipient:	Weston & Sampson (Jeff Willson)
Sampled By:	Will Sirotnak

Requested Turnaround Time
7-Day ☐ 10-Day ☐
Other: ☐ 5-7 Bus. Days ☑

Rush Approval Required
1-Day ☐ 3-Day ☐
2-Day ☐ 4-Day ☐

Data Delivery
Format: PDF ☑ EXCEL ☑
Other:
Enhanced Data Package Required: ☐
Email To: yellenl@wseinc.com
Fax To #: willsonj@wseinc.com

Con-Test Work Order#	Client Sample ID / Description	Beginning Date/Time	Ending Date/Time	Composite	Grab	[1]Matrix Code	Conc Code	VOCs (8260)	PCBs	CT ETPH	SVOCs (incl. PCP) *1	Total RCRA 8 Metals												# of Containers
								3	2	2	2	1	1											[2] Preservation Code
								H	I	I	I	N	I											
								V	A	A	A	P	P											[3] Container Code
11	MW-310	3/26/19	1410		X	GW	U			X														
12	Dup-1		-						X	X	X	X												
13	Dup-2		-					X																
14	Trip Blank		-					X																

ANALYSIS REQUESTED

Dissolved Metals Samples
○ Field Filtered
○ Lab to Filter

Orthophosphate Samples
○ Field Filtered
○ Lab to Filter

[1] Matrix Codes:
GW = Ground Water
WW = Waste Water
DW = Drinking Water
A = Air
S = Soil/Solid
SL = Sludge
O = Other (please define)

[2] Preservation Codes:
I = Iced
H = HCL
M = Methanol
N = Nitric Acid
S = Sulfuric Acid
B = Sodium Bisulfate
X = Sodium Hydroxide
T = Sodium Thiosulfate
O = Other (please define)

[3] Container Codes:
A = Amber Glass
G = Glass
P = Plastic
ST = Sterile
V = Vial
S = Summa Canister
T = Tedlar Bag
O = Other (please define)

Comments: (1) Please bill Weston & Sampson directly, using Eversource rates.

*1 - Run all SVOC samples using SIM method at low detection limits

Please use the following codes to indicate possible sample concentration within the Conc Code column above:
H - High; M - Medium; L - Low; C - Clean; U - Unknown

Relinquished by: (signature)	Date/Time:
Received by: (signature) Tom Mair	Date/Time: 3/27/19 0932
Relinquished by: (signature) Tom Mair	Date/Time: 3/27/19 1200
Received by: (signature) 4.6 3.8 5.3	Date/Time: 3/27/19 1800
Relinquished by: (signature)	Date/Time:
Received by: (signature)	Date/Time:

Detection Limit Requirements
MA:
CT: CTDEEP RSRs (includes RES DEC & GA PMC)
Other:

Program Information
○ MCP Analytical Certification Form Required
● RCP Analysis Certification Form Required
○ MA State DW Form Required
PWSID # _____

NELAC and AIHA-LAP, LLC Accredited

TURNAROUND TIME (BUSINESS DAYS) STARTS AT 9:00 AM THE DAY AFTER SAMPLE RECEIPT UNLESS THERE ARE QUESTIONS ON THIS CHAIN. IF THIS FORM IS NOT FILLED OUT COMPLETELY OR IS INCORRECT, TURNAROUND TIME CANNOT START UNTIL ALL QUESTIONS HAVE BEEN ANSWERED.

PLEASE BE CAREFUL NOT TO CONTAMINATE THIS DOCUMENT

I Have Not Confirmed Sample Container Numbers With Lab Staff Before Relinquishing Over Samples_____

con-test® ANALYTICAL LABORATORY

Doc# 277 Rev 5 2017

Login Sample Receipt Checklist - (Rejection Criteria Listing - Using Acceptance Policy) Any False Statement will be brought to the attention of the Client - State True or False

Client WS

Received By SL Date 3/27/19 Time 1000

How were the samples received? In Cooler T No Cooler _____ On Ice T No Ice _____
Direct from Sampling _____ Ambient _____ Melted Ice _____

Were samples within Temperature? 2-6°C T By Gun # 3 Actual Temp - 4.6, 9.8, 5.3
By Blank # _____ Actual Temp - _____

Was Custody Seal Intact? N/A Were Samples Tampered with? N/A
Was COC Relinquished ? T Does Chain Agree With Samples? T
Are there broken/leaking/loose caps on any samples? F
Is COC in ink/ Legible? T Were samples received within holding time? T
Did COC include all pertinent Information? Client T Analysis T Sampler Name T
Project T ID's T Collection Dates/Times T
Are Sample labels filled out and legible? T
Are there Lab to Filters? F Who was notified? _____
Are there Rushes? F Who was notified? _____
Are there Short Holds? F Who was notified? _____
Is there enough Volume? T
Is there Headspace where applicable? F MS/MSD? F
Proper Media/Containers Used? T Is splitting samples required? F
Were trip blanks received? T On COC? T
Do all samples have the proper pH? Acid KA Base _____

Vials		Containers:	#		#		#
Unp-		1 Liter Amb.	34	1 Liter Plastic		16 oz Amb.	
HCL-	4/14	500 mL Amb.		500 mL Plastic		8oz Amb/Clear	
Meoh-		250 mL Amb.		250 mL Plastic	6	4oz Amb/Clear	
Bisulfate-		Flashpoint		Col./Bacteria		2oz Amb/Clear	
DI-		Other Glass	8	Other Plastic		Encore	
Thiosulfate-		SOC Kit		Plastic Bag		Frozen:	
Sulfuric-		Perchlorate		Ziplock			

Unused Media

Vials	#	Containers:	#		#		#
Unp-		1 Liter Amb.		1 Liter Plastic		16 oz Amb.	
HCL-		500 mL Amb.		500 mL Plastic		8oz Amb/Clear	
Meoh-		250 mL Amb.		250 mL Plastic		4oz Amb/Clear	
Bisulfate-		Col./Bacteria		Flashpoint		2oz Amb/Clear	
DI-		Other Plastic		Other Glass		Encore	
Thiosulfate-		SOC Kit		Plastic Bag		Frozen:	
Sulfuric-		Perchlorate		Ziplock			

Comments:

Meghan Kelley

From: Yellen, Laura
Sent: Thursday, March 28, 2019 12:22 PM
To: Meghan Kelley
Cc: Sirotnak, William
Subject: Simsbury
Attachments: 1029_001.pdf

Meghan,
Please find attached a REVISED COC for groundwater samples collected Tues. 2/26. Just needed to change out the full SVOC via SIM analysis for PAH via SIM analysis on all but one sample. The only sample that should be analyzed for full SVOC via SIM is MW-16……..all other sampled on this COC and other COCs for this site should be for the shortened PAH via SIM analysis.

Thanks!
Laura

Laura Yellen
SENIOR PROJECT ENVIRONMENTAL SCIENTIST
office: 860-513-1473 ext. 3080
direct: 860-616-6621

Weston & Sampson
273 Dividend Road | Rocky Hill, CT 06067
tel: 860-513-1473
westonandsampson.com

Facebook | Twitter | LinkedIn

From: WSscan@wseinc.com <WSscan@wseinc.com>
Sent: Thursday, March 28, 2019 11:48 AM
To: Yellen, Laura <yellenl@wseinc.com>
Subject: Attached Image

The contents of this e-mail and any attachments are the property of the Weston & Sampson companies. The e-mail contents are only to be used by the intended recipient of the e-mail. If you are not the intended recipient, then use, disclosure, copying, distribution or reliance on the e-mail is prohibited. All professional advice from us should be obtained in writing (not e-mail).

C:\MSDChem\4\DATA\D040219\D0402006.D

CT ETPH DISCRIMINATION CHECK

Data File Name	D0402006.D
Data File Path	C:\MSDChem\4\DATA\D040219\
Operator	RMW
Date Acquired	4/2/2019 9:20
Acq. Method File	EPH11D.M
Sample Name	ETPH 1500
Instrument Name	GCFID4

Name	Ret Time	Target Response	Average Response	*%D+/-20
C-9	1.61	7558279	8237464	8
C-10	2.26	7763187	8237464	6
C-12	3.20	8120827	8237464	1
C-14	3.92	8453415	8237464	-3
C-16	4.54	8583371	8237464	-4
C-18	5.10	8427116	8237464	-2
C-20	5.71	8631017	8237464	-5
C-22	6.47	8789937	8237464	-7
C-24	7.31	8012035	8237464	3
C-26	8.12	8762194	8237464	-6
C-28	8.87	8602730	8237464	-4
C-30	9.56	8488027	8237464	-3
C-32	10.20	8223894	8237464	0
C-34	10.80	7708089	8237464	6
C-36	11.40	7437851	8237464	10

Samples

19C1457-01
19C1457-02
19C1457-03
19C1457-04
19C1457-07
19C1457-08
19C1457-10
19C1457-11
19C1457-05
19C1457-09
19C1457-12
19C1457-06@2X

*One compound allowed %D</=50%

C:\MSDCHEM\4\DATA\D040219.SEC\D0402097.D

CT ETPH DISCRIMINATION CHECK

Data File Name D0402097.D
Data File Path C:\MSDCHEM\4\DATA\D040219.SEC\
Operator RMW
Date Acquired 4/3/2019 12:43
Acq. Method File EPH11D.M
Sample Name ETPH 1500
Instrument Name GCFID4

Name	Ret Time	Target Response	Average Response	*%D+/-20
C-9	1.64	8960214	9780681	8
C-10	2.27	9267336	9780681	5
C-12	3.21	9626006	9780681	2
C-14	3.92	9965815	9780681	-2
C-16	4.53	10091054	9780681	-3
C-18	5.08	9916480	9780681	-1
C-20	5.69	10162773	9780681	-4
C-22	6.43	10380530	9780681	-6
C-24	7.27	9488539	9780681	3
C-26	8.08	10397684	9780681	-6
C-28	8.83	10236364	9780681	-5
C-30	9.51	10145109	9780681	-4
C-32	10.15	9858832	9780681	-1
C-34	10.75	9268848	9780681	5
C-36	11.33	8944633	9780681	9

Samples
19C1412-12@50X
19C1457-12@10X

*One compound allowed %D</=50%

REASONABLE CONFIDENCE PROTOCOL
LABORATORY ANALYSIS QA/QC CERTIFICATION FORM

Laboratory Name: Con-Test Analytical Laboratory

Client: Weston & Sampson

Project Location: Simsbury, CT

Project Number: 19C1457

Laboratory Sample ID(s):

19C1457-01 thru 19C1457-14

Sample Date(s):

03/26/2019

List RCP Methods Used:

CTDEP ETPH, SW-846 6020B, SW-846 7470A, SW-846 8082A, SW-846 8260C, SW-846 8270D

1	For each analytical method referenced in this laboratory report package, were all specified QA/QC performance criteria followed, including the requirement to explain any criteria falling outside of acceptable guidelines, as specified in the CTDEP method-specific Reasonable Confidence Protocol documents?	☑ Yes ☐ No
1A	Were the method specified preservation and holding time requirements met?	☑ Yes ☐ No
1B	VPH and EPH Methods only: Was the VPH and EPH method conducted without significant modifications (see Section 11.3 of respective RCP methods)?	☐ Yes ☐ No ☑ N/A
2	Were all samples received by the laboratory in a condition consistent with that described on the associated chain-of-custody document(s)?	☑ Yes ☐ No
3	Were samples received at an appropriate temperature (< 6 degrees C.)?	☑ Yes ☐ No ☐ N/A
4	Were all QA/QC performance criteria specified in the CTDEP Reasonable Confidence Protocol documents achieved?	☐ Yes ☑ No
5A	Were reporting limits specified or referenced on the chain-of-custody?	☑ Yes ☐ No
5B	Were these reporting limits met?	☐ Yes ☑ No
6	For each analytical method referenced in this laboratory report package, were results reported for all constituents identified in the method-specific analyte lists presented in the Reasonable Confidence Protocol documents?	☐ Yes ☑ No
7	Are project-specific matrix spikes and laboratory duplicates included in this data set?	☑ Yes ☐ No

Notes: For all questions to which the response was "No" (with the exception of question #7), additional information must be provided in an attached narrative. If the answer to question #1, #1A, or #1B is "No", the data package does not meet the requirements for "Reasonable Confidence."
This form may not be altered and all questions must be answered.

Lisa A. Worthington

I, the undersigned, attest under the pains and penalties of perjury that, to the best of my knowledge and belief and based upon my personal inquiry of those responsible for providing the information contained in this analytical report, such information is accurate and complete.

Authorized Signature: Lisa Worthington **Position:** Technical Representative

Printed Name: Lisa A. Worthington **Date:** 04/09/19

Name of Laboratory: Con-Test Analytical Laboratory

This certification form is to be used for RCP methods only.

con-test® ANALYTICAL LABORATORY
39 Spruce Street * East Longmeadow, MA 01028 * FAX 413/525-6405 * TEL. 413/525-2332

April 9, 2019

Laura Yellen
Weston & Sampson
273 Dividend Road
Rocky Hill, CT 06067

Project Location: Simsbury, CT
Client Job Number:
Project Number: [none]
Laboratory Work Order Number: 19C1496

Enclosed are results of analyses for samples received by the laboratory on March 28, 2019. If you have any questions concerning this report, please feel free to contact me.

Sincerely,



Meghan E. Kelley
Project Manager

Table of Contents

Sample Summary 3
Case Narrative 4
Sample Results 6
19C1496-01 6
19C1496-02 7
19C1496-03 8
19C1496-04 13
19C1496-05 14
19C1496-06 15
Sample Preparation Information 17
QC Data 18
Volatile Organic Compounds by GC/MS 18
B226928 18
Semivolatile Organic Compounds by GC/MS 21
B227370 21
Petroleum Hydrocarbons Analyses 23
B227292 23
Metals Analyses (Total) 24
B227244 24
Flag/Qualifier Summary 25
Certifications 26
Chain of Custody/Sample Receipt 28

con-test® ANALYTICAL LABORATORY
39 Spruce Street * East Longmeadow, MA 01028 * FAX 413/525-6405 * TEL. 413/525-2332

Weston & Sampson
273 Dividend Road
Rocky Hill, CT 06067
ATTN: Laura Yellen

REPORT DATE: 4/9/2019

PURCHASE ORDER NUMBER: 10227659

PROJECT NUMBER: [none]

ANALYTICAL SUMMARY

WORK ORDER NUMBER: 19C1496

The results of analyses performed on the following samples submitted to the CON-TEST Analytical Laboratory are found in this report.

PROJECT LOCATION: Simsbury, CT

FIELD SAMPLE #	LAB ID:	MATRIX	SAMPLE DESCRIPTION	TEST	SUB LAB
CCA-2	19C1496-01	Ground Water		CTDEP ETPH	
MW-TRW-1	19C1496-02	Ground Water		CTDEP ETPH	
MW-11a	19C1496-03	Ground Water		CTDEP ETPH	
				SW-846 6020B	
				SW-846 8260C	
				SW-846 8270D	
MW-200	19C1496-04	Ground Water		CTDEP ETPH	
CCA-5	19C1496-05	Ground Water		CTDEP ETPH	
Trip Blank	19C1496-06	Trip Blank Water		SW-846 8260C	

con-test® ANALYTICAL LABORATORY
39 Spruce Street * East Longmeadow, MA 01028 * FAX 413/525-6405 * TEL. 413/525-2332

CASE NARRATIVE SUMMARY

All reported results are within defined laboratory quality control objectives unless listed below or otherwise qualified in this report.

SW-846 8260C

Qualifications:

L-01

Laboratory fortified blank /laboratory control sample recovery outside of control limits. Data validation is not affected since all results are "not detected" for all samples in this batch for this compound and bias is on the high side.

Analyte & Samples(s) Qualified:

2-Hexanone (MBK)
B226928-BS1, S034188-CCV1

4-Methyl-2-pentanone (MIBK)
B226928-BS1, S034188-CCV1

Chloromethane
B226928-BS1, S034188-CCV1

Tetrahydrofuran
B226928-BS1, S034188-CCV1

V-20

Continuing calibration verification (CCV) did not meet method specifications and was biased on the high side. Data validation is not affected since sample result was "not detected" for this compound.

Analyte & Samples(s) Qualified:

2-Hexanone (MBK)
B226928-BS1, S034188-CCV1

4-Methyl-2-pentanone (MIBK)
B226928-BS1, S034188-CCV1

Chloromethane
B226928-BS1, S034188-CCV1

Tetrahydrofuran
B226928-BS1, S034188-CCV1

SW-846 8270D

Qualifications:

V-34

Initial calibration verification (ICV) did not meet method specifications and was biased on the low side for this compound. Reported result is estimated.

Analyte & Samples(s) Qualified:

Pentachlorophenol (SIM)
19C1496-03[MW-11a], B227370-BLK1, B227370-BS1, B227370-BSD1, S034454-CCV1

39 Spruce Street * East Longmeadow, MA 01028 * FAX 413/525-6405 * TEL. 413/525-2332

SW-846 8260C

All water reporting limits specified on the chain-of-custody were met except for Acrylonitrile, where the most protective criteria are not met since the laboratory cannot achieve the required RCP calibration criteria at these levels, unless otherwise listed in this narrative.

The results of analyses reported only relate to samples submitted to the Con-Test Analytical Laboratory for testing.
I certify that the analyses listed above, unless specifically listed as subcontracted, if any, were performed under my direction according to the approved methodologies listed in this document, and that based upon my inquiry of those individuals immediately responsible for obtaining the information, the material contained in this report is, to the best of my knowledge and belief, accurate and complete.

Lisa A. Worthington
Technical Representative

con-test® ANALYTICAL LABORATORY
39 Spruce Street * East Longmeadow, MA 01028 * FAX 413/525-6405 * TEL. 413/525-2332

Project Location: Simsbury, CT
Sample Description:
Work Order: 19C1496

Date Received: 3/28/2019

Field Sample #: CCA-2
Sampled: 3/27/2019 10:00

Sample ID: 19C1496-01

Sample Matrix: Ground Water

Petroleum Hydrocarbons Analyses

Analyte	Results	RL	Units	Dilution	Flag/Qual	Method	Date Prepared	Date/Time Analyzed	Analyst
CT ETPH	ND	0.15	mg/L	1		CTDEP ETPH	4/3/19	4/3/19 21:06	RMW

Surrogates	% Recovery	Recovery Limits	Flag/Qual				
2-Fluorobiphenyl	66.2	50-150				4/3/19 21:06	

con-test® ANALYTICAL LABORATORY
39 Spruce Street * East Longmeadow, MA 01028 * FAX 413/525-6405 * TEL. 413/525-2332

Project Location: Simsbury, CT | Sample Description: | Work Order: 19C1496

Date Received: 3/28/2019

Field Sample #: MW-TRW-1 | Sampled: 3/27/2019 11:00

Sample ID: 19C1496-02

Sample Matrix: Ground Water

Petroleum Hydrocarbons Analyses

Analyte	Results	RL	Units	Dilution	Flag/Qual	Method	Date Prepared	Date/Time Analyzed	Analyst
CT ETPH	0.67	0.15	mg/L	1		CTDEP ETPH	4/3/19	4/3/19 21:26	RMW

Surrogates	% Recovery	Recovery Limits	Flag/Qual	
2-Fluorobiphenyl	66.5	50-150		4/3/19 21:26

con-test® ANALYTICAL LABORATORY
39 Spruce Street * East Longmeadow, MA 01028 * FAX 413/525-6405 * TEL. 413/525-2332

Project Location: Simsbury, CT | Sample Description: | Work Order: 19C1496

Date Received: 3/28/2019

Field Sample #: MW-11a | Sampled: 3/27/2019 11:50

Sample ID: 19C1496-03

Sample Matrix: Ground Water

Volatile Organic Compounds by GC/MS

Analyte	Results	RL	Units	Dilution	Flag/Qual	Method	Date Prepared	Date/Time Analyzed	Analyst
Acetone	ND	10	µg/L	1		SW-846 8260C	3/29/19	3/29/19 16:31	EEH
Acrylonitrile	ND	2.0	µg/L	1		SW-846 8260C	3/29/19	3/29/19 16:31	EEH
Benzene	ND	0.50	µg/L	1		SW-846 8260C	3/29/19	3/29/19 16:31	EEH
Bromobenzene	ND	0.50	µg/L	1		SW-846 8260C	3/29/19	3/29/19 16:31	EEH
Bromodichloromethane	ND	0.50	µg/L	1		SW-846 8260C	3/29/19	3/29/19 16:31	EEH
Bromoform	ND	2.0	µg/L	1		SW-846 8260C	3/29/19	3/29/19 16:31	EEH
Bromomethane	ND	1.0	µg/L	1		SW-846 8260C	3/29/19	3/29/19 16:31	EEH
2-Butanone (MEK)	ND	5.0	µg/L	1		SW-846 8260C	3/29/19	3/29/19 16:31	EEH
n-Butylbenzene	ND	1.0	µg/L	1		SW-846 8260C	3/29/19	3/29/19 16:31	EEH
sec-Butylbenzene	ND	1.0	µg/L	1		SW-846 8260C	3/29/19	3/29/19 16:31	EEH
tert-Butylbenzene	ND	1.0	µg/L	1		SW-846 8260C	3/29/19	3/29/19 16:31	EEH
Carbon Disulfide	ND	5.0	µg/L	1		SW-846 8260C	3/29/19	3/29/19 16:31	EEH
Carbon Tetrachloride	ND	0.50	µg/L	1		SW-846 8260C	3/29/19	3/29/19 16:31	EEH
Chlorobenzene	ND	0.50	µg/L	1		SW-846 8260C	3/29/19	3/29/19 16:31	EEH
Chlorodibromomethane	ND	0.50	µg/L	1		SW-846 8260C	3/29/19	3/29/19 16:31	EEH
Chloroethane	ND	1.0	µg/L	1		SW-846 8260C	3/29/19	3/29/19 16:31	EEH
Chloroform	ND	0.50	µg/L	1		SW-846 8260C	3/29/19	3/29/19 16:31	EEH
Chloromethane	ND	2.0	µg/L	1		SW-846 8260C	3/29/19	3/29/19 16:31	EEH
2-Chlorotoluene	ND	0.50	µg/L	1		SW-846 8260C	3/29/19	3/29/19 16:31	EEH
4-Chlorotoluene	ND	0.50	µg/L	1		SW-846 8260C	3/29/19	3/29/19 16:31	EEH
1,2-Dibromo-3-chloropropane (DBCP)	ND	1.0	µg/L	1		SW-846 8260C	3/29/19	3/29/19 16:31	EEH
1,2-Dibromoethane (EDB)	ND	0.50	µg/L	1		SW-846 8260C	3/29/19	3/29/19 16:31	EEH
Dibromomethane	ND	0.50	µg/L	1		SW-846 8260C	3/29/19	3/29/19 16:31	EEH
1,2-Dichlorobenzene	ND	0.50	µg/L	1		SW-846 8260C	3/29/19	3/29/19 16:31	EEH
1,3-Dichlorobenzene	ND	0.50	µg/L	1		SW-846 8260C	3/29/19	3/29/19 16:31	EEH
1,4-Dichlorobenzene	ND	0.50	µg/L	1		SW-846 8260C	3/29/19	3/29/19 16:31	EEH
trans-1,4-Dichloro-2-butene	ND	2.0	µg/L	1		SW-846 8260C	3/29/19	3/29/19 16:31	EEH
Dichlorodifluoromethane (Freon 12)	ND	0.50	µg/L	1		SW-846 8260C	3/29/19	3/29/19 16:31	EEH
1,1-Dichloroethane	ND	0.50	µg/L	1		SW-846 8260C	3/29/19	3/29/19 16:31	EEH
1,2-Dichloroethane	ND	0.50	µg/L	1		SW-846 8260C	3/29/19	3/29/19 16:31	EEH
1,1-Dichloroethylene	ND	0.50	µg/L	1		SW-846 8260C	3/29/19	3/29/19 16:31	EEH
cis-1,2-Dichloroethylene	ND	0.50	µg/L	1		SW-846 8260C	3/29/19	3/29/19 16:31	EEH
trans-1,2-Dichloroethylene	ND	1.0	µg/L	1		SW-846 8260C	3/29/19	3/29/19 16:31	EEH
1,2-Dichloropropane	ND	0.50	µg/L	1		SW-846 8260C	3/29/19	3/29/19 16:31	EEH
1,3-Dichloropropane	ND	0.50	µg/L	1		SW-846 8260C	3/29/19	3/29/19 16:31	EEH
2,2-Dichloropropane	ND	0.50	µg/L	1		SW-846 8260C	3/29/19	3/29/19 16:31	EEH
1,1-Dichloropropene	ND	0.50	µg/L	1		SW-846 8260C	3/29/19	3/29/19 16:31	EEH
cis-1,3-Dichloropropene	ND	0.50	µg/L	1		SW-846 8260C	3/29/19	3/29/19 16:31	EEH
trans-1,3-Dichloropropene	ND	0.50	µg/L	1		SW-846 8260C	3/29/19	3/29/19 16:31	EEH
Ethylbenzene	ND	0.50	µg/L	1		SW-846 8260C	3/29/19	3/29/19 16:31	EEH
Hexachlorobutadiene	ND	0.60	µg/L	1		SW-846 8260C	3/29/19	3/29/19 16:31	EEH
2-Hexanone (MBK)	ND	5.0	µg/L	1		SW-846 8260C	3/29/19	3/29/19 16:31	EEH
Isopropylbenzene (Cumene)	ND	0.50	µg/L	1		SW-846 8260C	3/29/19	3/29/19 16:31	EEH
p-Isopropyltoluene (p-Cymene)	ND	0.50	µg/L	1		SW-846 8260C	3/29/19	3/29/19 16:31	EEH

con-test® ANALYTICAL LABORATORY
39 Spruce Street * East Longmeadow, MA 01028 * FAX 413/525-6405 * TEL. 413/525-2332

Project Location: Simsbury, CT | Sample Description: | Work Order: 19C1496

Date Received: 3/28/2019

Field Sample #: MW-11a | Sampled: 3/27/2019 11:50

Sample ID: 19C1496-03

Sample Matrix: Ground Water

Volatile Organic Compounds by GC/MS

Analyte	Results	RL	Units	Dilution	Flag/Qual	Method	Date Prepared	Date/Time Analyzed	Analyst
Methyl tert-Butyl Ether (MTBE)	ND	0.50	µg/L	1		SW-846 8260C	3/29/19	3/29/19 16:31	EEH
Methylene Chloride	ND	5.0	µg/L	1		SW-846 8260C	3/29/19	3/29/19 16:31	EEH
4-Methyl-2-pentanone (MIBK)	ND	5.0	µg/L	1		SW-846 8260C	3/29/19	3/29/19 16:31	EEH
Naphthalene	ND	2.0	µg/L	1		SW-846 8260C	3/29/19	3/29/19 16:31	EEH
n-Propylbenzene	ND	1.0	µg/L	1		SW-846 8260C	3/29/19	3/29/19 16:31	EEH
Styrene	ND	1.0	µg/L	1		SW-846 8260C	3/29/19	3/29/19 16:31	EEH
1,1,1,2-Tetrachloroethane	ND	0.50	µg/L	1		SW-846 8260C	3/29/19	3/29/19 16:31	EEH
1,1,2,2-Tetrachloroethane	ND	0.50	µg/L	1		SW-846 8260C	3/29/19	3/29/19 16:31	EEH
Tetrachloroethylene	ND	1.0	µg/L	1		SW-846 8260C	3/29/19	3/29/19 16:31	EEH
Tetrahydrofuran	ND	10	µg/L	1		SW-846 8260C	3/29/19	3/29/19 16:31	EEH
Toluene	ND	1.0	µg/L	1		SW-846 8260C	3/29/19	3/29/19 16:31	EEH
1,2,3-Trichlorobenzene	ND	1.0	µg/L	1		SW-846 8260C	3/29/19	3/29/19 16:31	EEH
1,2,4-Trichlorobenzene	ND	0.50	µg/L	1		SW-846 8260C	3/29/19	3/29/19 16:31	EEH
1,1,1-Trichloroethane	ND	0.50	µg/L	1		SW-846 8260C	3/29/19	3/29/19 16:31	EEH
1,1,2-Trichloroethane	ND	0.50	µg/L	1		SW-846 8260C	3/29/19	3/29/19 16:31	EEH
Trichloroethylene	ND	1.0	µg/L	1		SW-846 8260C	3/29/19	3/29/19 16:31	EEH
Trichlorofluoromethane (Freon 11)	ND	2.0	µg/L	1		SW-846 8260C	3/29/19	3/29/19 16:31	EEH
1,2,3-Trichloropropane	ND	0.50	µg/L	1		SW-846 8260C	3/29/19	3/29/19 16:31	EEH
1,1,2-Trichloro-1,2,2-trifluoroethane (Freon 113)	ND	0.50	µg/L	1		SW-846 8260C	3/29/19	3/29/19 16:31	EEH
1,2,4-Trimethylbenzene	ND	0.50	µg/L	1		SW-846 8260C	3/29/19	3/29/19 16:31	EEH
1,3,5-Trimethylbenzene	ND	0.50	µg/L	1		SW-846 8260C	3/29/19	3/29/19 16:31	EEH
Vinyl Chloride	ND	1.0	µg/L	1		SW-846 8260C	3/29/19	3/29/19 16:31	EEH
m+p Xylene	ND	2.0	µg/L	1		SW-846 8260C	3/29/19	3/29/19 16:31	EEH
o-Xylene	ND	1.0	µg/L	1		SW-846 8260C	3/29/19	3/29/19 16:31	EEH

Surrogates	% Recovery	Recovery Limits	Flag/Qual	
1,2-Dichloroethane-d4	91.1	70-130		3/29/19 16:31
Toluene-d8	100	70-130		3/29/19 16:31
4-Bromofluorobenzene	92.2	70-130		3/29/19 16:31

con-test® ANALYTICAL LABORATORY
39 Spruce Street * East Longmeadow, MA 01028 * FAX 413/525-6405 * TEL. 413/525-2332

Project Location: Simsbury, CT | Sample Description: | Work Order: 19C1496

Date Received: 3/28/2019

Field Sample #: MW-11a | Sampled: 3/27/2019 11:50

Sample ID: 19C1496-03

Sample Matrix: Ground Water

Semivolatile Organic Compounds by GC/MS

Analyte	Results	RL	Units	Dilution	Flag/Qual	Method	Date Prepared	Date/Time Analyzed	Analyst
Acenaphthene (SIM)	ND	0.30	µg/L	1		SW-846 8270D	4/2/19	4/9/19 12:10	CLA
Acenaphthylene (SIM)	ND	0.30	µg/L	1		SW-846 8270D	4/2/19	4/9/19 12:10	CLA
Anthracene (SIM)	ND	0.20	µg/L	1		SW-846 8270D	4/2/19	4/9/19 12:10	CLA
Benzo(a)anthracene (SIM)	ND	0.049	µg/L	1		SW-846 8270D	4/2/19	4/9/19 12:10	CLA
Benzo(a)pyrene (SIM)	ND	0.099	µg/L	1		SW-846 8270D	4/2/19	4/9/19 12:10	CLA
Benzo(b)fluoranthene (SIM)	ND	0.049	µg/L	1		SW-846 8270D	4/2/19	4/9/19 12:10	CLA
Benzo(g,h,i)perylene (SIM)	ND	0.49	µg/L	1		SW-846 8270D	4/2/19	4/9/19 12:10	CLA
Benzo(k)fluoranthene (SIM)	ND	0.20	µg/L	1		SW-846 8270D	4/2/19	4/9/19 12:10	CLA
Chrysene (SIM)	ND	0.20	µg/L	1		SW-846 8270D	4/2/19	4/9/19 12:10	CLA
Dibenz(a,h)anthracene (SIM)	ND	0.20	µg/L	1		SW-846 8270D	4/2/19	4/9/19 12:10	CLA
Fluoranthene (SIM)	ND	0.49	µg/L	1		SW-846 8270D	4/2/19	4/9/19 12:10	CLA
Fluorene (SIM)	ND	0.99	µg/L	1		SW-846 8270D	4/2/19	4/9/19 12:10	CLA
Indeno(1,2,3-cd)pyrene (SIM)	ND	0.20	µg/L	1		SW-846 8270D	4/2/19	4/9/19 12:10	CLA
2-Methylnaphthalene (SIM)	ND	0.99	µg/L	1		SW-846 8270D	4/2/19	4/9/19 12:10	CLA
Naphthalene (SIM)	ND	0.99	µg/L	1		SW-846 8270D	4/2/19	4/9/19 12:10	CLA
Pentachlorophenol (SIM)	ND	0.99	µg/L	1	V-34	SW-846 8270D	4/2/19	4/9/19 12:10	CLA
Phenanthrene (SIM)	ND	0.049	µg/L	1		SW-846 8270D	4/2/19	4/9/19 12:10	CLA
Pyrene (SIM)	ND	0.99	µg/L	1		SW-846 8270D	4/2/19	4/9/19 12:10	CLA

Surrogates	% Recovery	Recovery Limits	Flag/Qual	
2-Fluorophenol (SIM)	40.4	15-110		4/9/19 12:10
Phenol-d6 (SIM)	27.6	15-110		4/9/19 12:10
Nitrobenzene-d5	63.3	30-130		4/9/19 12:10
2-Fluorobiphenyl	49.0	30-130		4/9/19 12:10
2,4,6-Tribromophenol (SIM)	68.9	15-110		4/9/19 12:10
p-Terphenyl-d14	52.7	30-130		4/9/19 12:10

con-test® ANALYTICAL LABORATORY
39 Spruce Street * East Longmeadow, MA 01028 * FAX 413/525-6405 * TEL. 413/525-2332

Project Location: Simsbury, CT | Sample Description: | Work Order: 19C1496

Date Received: 3/28/2019

Field Sample #: MW-11a | Sampled: 3/27/2019 11:50

Sample ID: 19C1496-03

Sample Matrix: Ground Water

Petroleum Hydrocarbons Analyses

Analyte	Results	RL	Units	Dilution	Flag/Qual	Method	Date Prepared	Date/Time Analyzed	Analyst
CT ETPH	0.30	0.15	mg/L	1		CTDEP ETPH	4/3/19	4/3/19 22:27	RMW

Surrogates	% Recovery	Recovery Limits	Flag/Qual	
2-Fluorobiphenyl	67.9	50-150		4/3/19 22:27

con-test® ANALYTICAL LABORATORY
39 Spruce Street * East Longmeadow, MA 01028 * FAX 413/525-6405 * TEL. 413/525-2332

Project Location: Simsbury, CT | Sample Description: | Work Order: 19C1496

Date Received: 3/28/2019

Field Sample #: MW-11a | Sampled: 3/27/2019 11:50

Sample ID: 19C1496-03

Sample Matrix: Ground Water

Metals Analyses (Total)

Analyte	Results	RL	Units	Dilution	Flag/Qual	Method	Date Prepared	Date/Time Analyzed	Analyst
Lead	ND	1.0	µg/L	1		SW-846 6020B	4/2/19	4/3/19 13:35	MJH

con-test® ANALYTICAL LABORATORY
39 Spruce Street * East Longmeadow, MA 01028 * FAX 413/525-6405 * TEL. 413/525-2332

Project Location: Simsbury, CT | Sample Description: | Work Order: 19C1496

Date Received: 3/28/2019

Field Sample #: MW-200 | Sampled: 3/27/2019 13:15

Sample ID: 19C1496-04

Sample Matrix: Ground Water

Petroleum Hydrocarbons Analyses

Analyte	Results	RL	Units	Dilution	Flag/Qual	Method	Date Prepared	Date/Time Analyzed	Analyst
CT ETPH	ND	0.15	mg/L	1		CTDEP ETPH	4/3/19	4/3/19 21:47	RMW

Surrogates	% Recovery	Recovery Limits	Flag/Qual				
2-Fluorobiphenyl	69.8	50-150				4/3/19 21:47	

con-test® ANALYTICAL LABORATORY
39 Spruce Street * East Longmeadow, MA 01028 * FAX 413/525-6405 * TEL. 413/525-2332

Project Location: Simsbury, CT | Sample Description: | Work Order: 19C1496

Date Received: 3/28/2019

Field Sample #: CCA-5 | Sampled: 3/27/2019 13:40

Sample ID: 19C1496-05

Sample Matrix: Ground Water

Petroleum Hydrocarbons Analyses

Analyte	Results	RL	Units	Dilution	Flag/Qual	Method	Date Prepared	Date/Time Analyzed	Analyst
CT ETPH	ND	0.15	mg/L	1		CTDEP ETPH	4/3/19	4/3/19 22:07	RMW

Surrogates	% Recovery	Recovery Limits	Flag/Qual	
2-Fluorobiphenyl	69.7	50-150		4/3/19 22:07

con-test® ANALYTICAL LABORATORY
39 Spruce Street * East Longmeadow, MA 01028 * FAX 413/525-6405 * TEL. 413/525-2332

Project Location: Simsbury, CT | Sample Description: | Work Order: 19C1496

Date Received: 3/28/2019

Field Sample #: Trip Blank | Sampled: 3/27/2019 00:00

Sample ID: 19C1496-06

Sample Matrix: Trip Blank Water

Volatile Organic Compounds by GC/MS

Analyte	Results	RL	Units	Dilution	Flag/Qual	Method	Date Prepared	Date/Time Analyzed	Analyst
Acetone	ND	10	µg/L	1		SW-846 8260C	3/29/19	3/29/19 10:46	EEH
Acrylonitrile	ND	2.0	µg/L	1		SW-846 8260C	3/29/19	3/29/19 10:46	EEH
Benzene	ND	0.50	µg/L	1		SW-846 8260C	3/29/19	3/29/19 10:46	EEH
Bromobenzene	ND	0.50	µg/L	1		SW-846 8260C	3/29/19	3/29/19 10:46	EEH
Bromodichloromethane	ND	0.50	µg/L	1		SW-846 8260C	3/29/19	3/29/19 10:46	EEH
Bromoform	ND	2.0	µg/L	1		SW-846 8260C	3/29/19	3/29/19 10:46	EEH
Bromomethane	ND	1.0	µg/L	1		SW-846 8260C	3/29/19	3/29/19 10:46	EEH
2-Butanone (MEK)	ND	5.0	µg/L	1		SW-846 8260C	3/29/19	3/29/19 10:46	EEH
n-Butylbenzene	ND	1.0	µg/L	1		SW-846 8260C	3/29/19	3/29/19 10:46	EEH
sec-Butylbenzene	ND	1.0	µg/L	1		SW-846 8260C	3/29/19	3/29/19 10:46	EEH
tert-Butylbenzene	ND	1.0	µg/L	1		SW-846 8260C	3/29/19	3/29/19 10:46	EEH
Carbon Disulfide	ND	5.0	µg/L	1		SW-846 8260C	3/29/19	3/29/19 10:46	EEH
Carbon Tetrachloride	ND	0.50	µg/L	1		SW-846 8260C	3/29/19	3/29/19 10:46	EEH
Chlorobenzene	ND	0.50	µg/L	1		SW-846 8260C	3/29/19	3/29/19 10:46	EEH
Chlorodibromomethane	ND	0.50	µg/L	1		SW-846 8260C	3/29/19	3/29/19 10:46	EEH
Chloroethane	ND	1.0	µg/L	1		SW-846 8260C	3/29/19	3/29/19 10:46	EEH
Chloroform	ND	0.50	µg/L	1		SW-846 8260C	3/29/19	3/29/19 10:46	EEH
Chloromethane	ND	2.0	µg/L	1		SW-846 8260C	3/29/19	3/29/19 10:46	EEH
2-Chlorotoluene	ND	0.50	µg/L	1		SW-846 8260C	3/29/19	3/29/19 10:46	EEH
4-Chlorotoluene	ND	0.50	µg/L	1		SW-846 8260C	3/29/19	3/29/19 10:46	EEH
1,2-Dibromo-3-chloropropane (DBCP)	ND	1.0	µg/L	1		SW-846 8260C	3/29/19	3/29/19 10:46	EEH
1,2-Dibromoethane (EDB)	ND	0.50	µg/L	1		SW-846 8260C	3/29/19	3/29/19 10:46	EEH
Dibromomethane	ND	0.50	µg/L	1		SW-846 8260C	3/29/19	3/29/19 10:46	EEH
1,2-Dichlorobenzene	ND	0.50	µg/L	1		SW-846 8260C	3/29/19	3/29/19 10:46	EEH
1,3-Dichlorobenzene	ND	0.50	µg/L	1		SW-846 8260C	3/29/19	3/29/19 10:46	EEH
1,4-Dichlorobenzene	ND	0.50	µg/L	1		SW-846 8260C	3/29/19	3/29/19 10:46	EEH
trans-1,4-Dichloro-2-butene	ND	2.0	µg/L	1		SW-846 8260C	3/29/19	3/29/19 10:46	EEH
Dichlorodifluoromethane (Freon 12)	ND	0.50	µg/L	1		SW-846 8260C	3/29/19	3/29/19 10:46	EEH
1,1-Dichloroethane	ND	0.50	µg/L	1		SW-846 8260C	3/29/19	3/29/19 10:46	EEH
1,2-Dichloroethane	ND	0.50	µg/L	1		SW-846 8260C	3/29/19	3/29/19 10:46	EEH
1,1-Dichloroethylene	ND	0.50	µg/L	1		SW-846 8260C	3/29/19	3/29/19 10:46	EEH
cis-1,2-Dichloroethylene	ND	0.50	µg/L	1		SW-846 8260C	3/29/19	3/29/19 10:46	EEH
trans-1,2-Dichloroethylene	ND	1.0	µg/L	1		SW-846 8260C	3/29/19	3/29/19 10:46	EEH
1,2-Dichloropropane	ND	0.50	µg/L	1		SW-846 8260C	3/29/19	3/29/19 10:46	EEH
1,3-Dichloropropane	ND	0.50	µg/L	1		SW-846 8260C	3/29/19	3/29/19 10:46	EEH
2,2-Dichloropropane	ND	0.50	µg/L	1		SW-846 8260C	3/29/19	3/29/19 10:46	EEH
1,1-Dichloropropene	ND	0.50	µg/L	1		SW-846 8260C	3/29/19	3/29/19 10:46	EEH
cis-1,3-Dichloropropene	ND	0.50	µg/L	1		SW-846 8260C	3/29/19	3/29/19 10:46	EEH
trans-1,3-Dichloropropene	ND	0.50	µg/L	1		SW-846 8260C	3/29/19	3/29/19 10:46	EEH
Ethylbenzene	ND	0.50	µg/L	1		SW-846 8260C	3/29/19	3/29/19 10:46	EEH
Hexachlorobutadiene	ND	0.60	µg/L	1		SW-846 8260C	3/29/19	3/29/19 10:46	EEH
2-Hexanone (MBK)	ND	5.0	µg/L	1		SW-846 8260C	3/29/19	3/29/19 10:46	EEH
Isopropylbenzene (Cumene)	ND	0.50	µg/L	1		SW-846 8260C	3/29/19	3/29/19 10:46	EEH
p-Isopropyltoluene (p-Cymene)	ND	0.50	µg/L	1		SW-846 8260C	3/29/19	3/29/19 10:46	EEH

con-test® ANALYTICAL LABORATORY
39 Spruce Street * East Longmeadow, MA 01028 * FAX 413/525-6405 * TEL. 413/525-2332

Project Location: Simsbury, CT | Sample Description: | Work Order: 19C1496

Date Received: 3/28/2019

Field Sample #: Trip Blank | Sampled: 3/27/2019 00:00

Sample ID: 19C1496-06

Sample Matrix: Trip Blank Water

Volatile Organic Compounds by GC/MS

Analyte	Results	RL	Units	Dilution	Flag/Qual	Method	Date Prepared	Date/Time Analyzed	Analyst
Methyl tert-Butyl Ether (MTBE)	ND	0.50	µg/L	1		SW-846 8260C	3/29/19	3/29/19 10:46	EEH
Methylene Chloride	ND	5.0	µg/L	1		SW-846 8260C	3/29/19	3/29/19 10:46	EEH
4-Methyl-2-pentanone (MIBK)	ND	5.0	µg/L	1		SW-846 8260C	3/29/19	3/29/19 10:46	EEH
Naphthalene	ND	2.0	µg/L	1		SW-846 8260C	3/29/19	3/29/19 10:46	EEH
n-Propylbenzene	ND	1.0	µg/L	1		SW-846 8260C	3/29/19	3/29/19 10:46	EEH
Styrene	ND	1.0	µg/L	1		SW-846 8260C	3/29/19	3/29/19 10:46	EEH
1,1,1,2-Tetrachloroethane	ND	0.50	µg/L	1		SW-846 8260C	3/29/19	3/29/19 10:46	EEH
1,1,2,2-Tetrachloroethane	ND	0.50	µg/L	1		SW-846 8260C	3/29/19	3/29/19 10:46	EEH
Tetrachloroethylene	ND	1.0	µg/L	1		SW-846 8260C	3/29/19	3/29/19 10:46	EEH
Tetrahydrofuran	ND	10	µg/L	1		SW-846 8260C	3/29/19	3/29/19 10:46	EEH
Toluene	ND	1.0	µg/L	1		SW-846 8260C	3/29/19	3/29/19 10:46	EEH
1,2,3-Trichlorobenzene	ND	1.0	µg/L	1		SW-846 8260C	3/29/19	3/29/19 10:46	EEH
1,2,4-Trichlorobenzene	ND	0.50	µg/L	1		SW-846 8260C	3/29/19	3/29/19 10:46	EEH
1,1,1-Trichloroethane	ND	0.50	µg/L	1		SW-846 8260C	3/29/19	3/29/19 10:46	EEH
1,1,2-Trichloroethane	ND	0.50	µg/L	1		SW-846 8260C	3/29/19	3/29/19 10:46	EEH
Trichloroethylene	ND	1.0	µg/L	1		SW-846 8260C	3/29/19	3/29/19 10:46	EEH
Trichlorofluoromethane (Freon 11)	ND	2.0	µg/L	1		SW-846 8260C	3/29/19	3/29/19 10:46	EEH
1,2,3-Trichloropropane	ND	0.50	µg/L	1		SW-846 8260C	3/29/19	3/29/19 10:46	EEH
1,1,2-Trichloro-1,2,2-trifluoroethane (Freon 113)	ND	0.50	µg/L	1		SW-846 8260C	3/29/19	3/29/19 10:46	EEH
1,2,4-Trimethylbenzene	ND	0.50	µg/L	1		SW-846 8260C	3/29/19	3/29/19 10:46	EEH
1,3,5-Trimethylbenzene	ND	0.50	µg/L	1		SW-846 8260C	3/29/19	3/29/19 10:46	EEH
Vinyl Chloride	ND	1.0	µg/L	1		SW-846 8260C	3/29/19	3/29/19 10:46	EEH
m+p Xylene	ND	2.0	µg/L	1		SW-846 8260C	3/29/19	3/29/19 10:46	EEH
o-Xylene	ND	1.0	µg/L	1		SW-846 8260C	3/29/19	3/29/19 10:46	EEH

Surrogates	% Recovery	Recovery Limits	Flag/Qual	
1,2-Dichloroethane-d4	90.0	70-130		3/29/19 10:46
Toluene-d8	100	70-130		3/29/19 10:46
4-Bromofluorobenzene	93.6	70-130		3/29/19 10:46

con-test® ANALYTICAL LABORATORY
39 Spruce Street * East Longmeadow, MA 01028 * FAX 413/525-6405 * TEL. 413/525-2332

Sample Extraction Data

Prep Method: SW-846 3510C-CTDEP ETPH

Lab Number [Field ID]	Batch	Initial [mL]	Final [mL]	Date
19C1496-01 [CCA-2]	B227292	1010	1.00	04/03/19
19C1496-02 [MW-TRW-1]	B227292	1010	1.00	04/03/19
19C1496-03 [MW-11a]	B227292	1010	1.00	04/03/19
19C1496-04 [MW-200]	B227292	1010	1.00	04/03/19
19C1496-05 [CCA-5]	B227292	1010	1.00	04/03/19

Prep Method: SW-846 3005A-SW-846 6020B

Lab Number [Field ID]	Batch	Initial [mL]	Final [mL]	Date
19C1496-03 [MW-11a]	B227244	50.0	50.0	04/02/19

Prep Method: SW-846 5030B-SW-846 8260C

Lab Number [Field ID]	Batch	Initial [mL]	Final [mL]	Date
19C1496-03 [MW-11a]	B226928	5	5.00	03/29/19
19C1496-06 [Trip Blank]	B226928	5	5.00	03/29/19

Prep Method: SW-846 3510C-SW-846 8270D

Lab Number [Field ID]	Batch	Initial [mL]	Final [mL]	Date
19C1496-03 [MW-11a]	B227370	1020	1.00	04/02/19

con-test® ANALYTICAL LABORATORY
39 Spruce Street * East Longmeadow, MA 01028 * FAX 413/525-6405 * TEL. 413/525-2332

QUALITY CONTROL

Volatile Organic Compounds by GC/MS - Quality Control

Analyte	Result	Reporting Limit	Units	Spike Level	Source Result	%REC	%REC Limits	RPD	RPD Limit	Notes
Batch B226928 - SW-846 5030B										
Blank (B226928-BLK1)				Prepared & Analyzed: 03/29/19						
Acetone	ND	10	µg/L							
Acrylonitrile	ND	2.0	µg/L							
Benzene	ND	0.50	µg/L							
Bromobenzene	ND	0.50	µg/L							
Bromodichloromethane	ND	0.50	µg/L							
Bromoform	ND	0.50	µg/L							
Bromomethane	ND	1.0	µg/L							
2-Butanone (MEK)	ND	5.0	µg/L							
n-Butylbenzene	ND	1.0	µg/L							
sec-Butylbenzene	ND	1.0	µg/L							
tert-Butylbenzene	ND	1.0	µg/L							
Carbon Disulfide	ND	5.0	µg/L							
Carbon Tetrachloride	ND	0.50	µg/L							
Chlorobenzene	ND	0.50	µg/L							
Chlorodibromomethane	ND	0.50	µg/L							
Chloroethane	ND	0.50	µg/L							
Chloroform	ND	0.50	µg/L							
Chloromethane	ND	0.60	µg/L							
2-Chlorotoluene	ND	0.50	µg/L							
4-Chlorotoluene	ND	0.50	µg/L							
1,2-Dibromo-3-chloropropane (DBCP)	ND	1.0	µg/L							
1,2-Dibromoethane (EDB)	ND	0.50	µg/L							
Dibromomethane	ND	0.50	µg/L							
1,2-Dichlorobenzene	ND	0.50	µg/L							
1,3-Dichlorobenzene	ND	0.50	µg/L							
1,4-Dichlorobenzene	ND	0.50	µg/L							
trans-1,4-Dichloro-2-butene	ND	2.0	µg/L							
Dichlorodifluoromethane (Freon 12)	ND	0.50	µg/L							
1,1-Dichloroethane	ND	0.50	µg/L							
1,2-Dichloroethane	ND	0.50	µg/L							
1,1-Dichloroethylene	ND	0.50	µg/L							
cis-1,2-Dichloroethylene	ND	0.50	µg/L							
trans-1,2-Dichloroethylene	ND	1.0	µg/L							
1,2-Dichloropropane	ND	0.50	µg/L							
1,3-Dichloropropane	ND	0.50	µg/L							
2,2-Dichloropropane	ND	0.50	µg/L							
1,1-Dichloropropene	ND	0.50	µg/L							
cis-1,3-Dichloropropene	ND	0.50	µg/L							
trans-1,3-Dichloropropene	ND	0.50	µg/L							
Ethylbenzene	ND	0.50	µg/L							
Hexachlorobutadiene	ND	0.60	µg/L							
2-Hexanone (MBK)	ND	5.0	µg/L							
Isopropylbenzene (Cumene)	ND	0.50	µg/L							
p-Isopropyltoluene (p-Cymene)	ND	0.50	µg/L							
Methyl tert-Butyl Ether (MTBE)	ND	0.50	µg/L							
Methylene Chloride	ND	5.0	µg/L							
4-Methyl-2-pentanone (MIBK)	ND	5.0	µg/L							
Naphthalene	ND	2.0	µg/L							
n-Propylbenzene	ND	1.0	µg/L							
Styrene	ND	1.0	µg/L							
1,1,1,2-Tetrachloroethane	ND	0.50	µg/L							
1,1,2,2-Tetrachloroethane	ND	0.50	µg/L							

con-test® ANALYTICAL LABORATORY
39 Spruce Street * East Longmeadow, MA 01028 * FAX 413/525-6405 * TEL. 413/525-2332

QUALITY CONTROL

Volatile Organic Compounds by GC/MS - Quality Control

Analyte	Result	Reporting Limit	Units	Spike Level	Source Result	%REC		%REC Limits	RPD	RPD Limit	Notes
Batch B226928 - SW-846 5030B											
Blank (B226928-BLK1)				Prepared & Analyzed: 03/29/19							
Tetrachloroethylene	ND	1.0	µg/L								
Tetrahydrofuran	ND	10	µg/L								
Toluene	ND	1.0	µg/L								
1,2,3-Trichlorobenzene	ND	1.0	µg/L								
1,2,4-Trichlorobenzene	ND	0.50	µg/L								
1,1,1-Trichloroethane	ND	0.50	µg/L								
1,1,2-Trichloroethane	ND	0.50	µg/L								
Trichloroethylene	ND	1.0	µg/L								
Trichlorofluoromethane (Freon 11)	ND	2.0	µg/L								
1,2,3-Trichloropropane	ND	0.50	µg/L								
1,1,2-Trichloro-1,2,2-trifluoroethane (Freon 113)	ND	0.50	µg/L								
1,2,4-Trimethylbenzene	ND	0.50	µg/L								
1,3,5-Trimethylbenzene	ND	0.50	µg/L								
Vinyl Chloride	ND	1.0	µg/L								
m+p Xylene	ND	2.0	µg/L								
o-Xylene	ND	1.0	µg/L								
Surrogate: 1,2-Dichloroethane-d4	*22.8*		µg/L	25.0		91.2		70-130			
Surrogate: Toluene-d8	*25.4*		µg/L	25.0		102		70-130			
Surrogate: 4-Bromofluorobenzene	*23.4*		µg/L	25.0		93.5		70-130			
LCS (B226928-BS1)				Prepared & Analyzed: 03/29/19							
Acetone	99.6	10	µg/L	100		99.6		70-130			
Acrylonitrile	12.6	2.0	µg/L	10.0		126		70-130			
Benzene	9.68	0.50	µg/L	10.0		96.8		70-130			
Bromobenzene	9.76	0.50	µg/L	10.0		97.6		70-130			
Bromodichloromethane	10.3	0.50	µg/L	10.0		103		70-130			
Bromoform	11.8	0.50	µg/L	10.0		118		70-130			
Bromomethane	9.85	1.0	µg/L	10.0		98.5		70-130			
2-Butanone (MEK)	129	5.0	µg/L	100		129		70-130			
n-Butylbenzene	10.9	1.0	µg/L	10.0		109		70-130			
sec-Butylbenzene	10.7	1.0	µg/L	10.0		107		70-130			
tert-Butylbenzene	10.8	1.0	µg/L	10.0		108		70-130			
Carbon Disulfide	83.8	5.0	µg/L	100		83.8		70-130			
Carbon Tetrachloride	9.61	0.50	µg/L	10.0		96.1		70-130			
Chlorobenzene	9.58	0.50	µg/L	10.0		95.8		70-130			
Chlorodibromomethane	10.7	0.50	µg/L	10.0		107		70-130			
Chloroethane	7.93	0.50	µg/L	10.0		79.3		70-130			
Chloroform	9.58	0.50	µg/L	10.0		95.8		70-130			
Chloromethane	15.6	0.60	µg/L	10.0		**156**	*	70-130			L-01, V-20
2-Chlorotoluene	9.05	0.50	µg/L	10.0		90.5		70-130			
4-Chlorotoluene	9.58	0.50	µg/L	10.0		95.8		70-130			
1,2-Dibromo-3-chloropropane (DBCP)	11.6	1.0	µg/L	10.0		116		70-130			
1,2-Dibromoethane (EDB)	10.7	0.50	µg/L	10.0		107		70-130			
Dibromomethane	9.55	0.50	µg/L	10.0		95.5		70-130			
1,2-Dichlorobenzene	9.94	0.50	µg/L	10.0		99.4		70-130			
1,3-Dichlorobenzene	10.3	0.50	µg/L	10.0		103		70-130			
1,4-Dichlorobenzene	9.45	0.50	µg/L	10.0		94.5		70-130			
trans-1,4-Dichloro-2-butene	11.4	2.0	µg/L	10.0		114		70-130			
Dichlorodifluoromethane (Freon 12)	8.35	0.50	µg/L	10.0		83.5		70-130			
1,1-Dichloroethane	10.9	0.50	µg/L	10.0		109		70-130			
1,2-Dichloroethane	9.00	0.50	µg/L	10.0		90.0		70-130			
1,1-Dichloroethylene	8.74	0.50	µg/L	10.0		87.4		70-130			

con-test® ANALYTICAL LABORATORY
39 Spruce Street * East Longmeadow, MA 01028 * FAX 413/525-6405 * TEL. 413/525-2332

QUALITY CONTROL

Volatile Organic Compounds by GC/MS - Quality Control

Analyte	Result	Reporting Limit	Units	Spike Level	Source Result	%REC		%REC Limits	RPD	RPD Limit	Notes
Batch B226928 - SW-846 5030B											
LCS (B226928-BS1)				Prepared & Analyzed: 03/29/19							
cis-1,2-Dichloroethylene	10.7	0.50	µg/L	10.0		107		70-130			
trans-1,2-Dichloroethylene	10.6	1.0	µg/L	10.0		106		70-130			
1,2-Dichloropropane	11.5	0.50	µg/L	10.0		115		70-130			
1,3-Dichloropropane	9.50	0.50	µg/L	10.0		95.0		70-130			
2,2-Dichloropropane	11.6	0.50	µg/L	10.0		116		70-130			
1,1-Dichloropropene	9.85	0.50	µg/L	10.0		98.5		70-130			
cis-1,3-Dichloropropene	11.2	0.50	µg/L	10.0		112		70-130			
trans-1,3-Dichloropropene	11.5	0.50	µg/L	10.0		115		70-130			
Ethylbenzene	10.4	0.50	µg/L	10.0		104		70-130			
Hexachlorobutadiene	10.5	0.60	µg/L	10.0		105		70-130			
2-Hexanone (MBK)	131	5.0	µg/L	100		**131**	*	70-130			L-01, V-20
Isopropylbenzene (Cumene)	10.5	0.50	µg/L	10.0		105		70-130			
p-Isopropyltoluene (p-Cymene)	10.6	0.50	µg/L	10.0		106		70-130			
Methyl tert-Butyl Ether (MTBE)	9.90	0.50	µg/L	10.0		99.0		70-130			
Methylene Chloride	11.2	5.0	µg/L	10.0		112		70-130			
4-Methyl-2-pentanone (MIBK)	136	5.0	µg/L	100		**136**	*	70-130			L-01, V-20
Naphthalene	9.57	2.0	µg/L	10.0		95.7		70-130			
n-Propylbenzene	10.1	1.0	µg/L	10.0		101		70-130			
Styrene	10.7	1.0	µg/L	10.0		107		70-130			
1,1,1,2-Tetrachloroethane	10.7	0.50	µg/L	10.0		107		70-130			
1,1,2,2-Tetrachloroethane	10.7	0.50	µg/L	10.0		107		70-130			
Tetrachloroethylene	10.8	1.0	µg/L	10.0		108		70-130			
Tetrahydrofuran	13.9	10	µg/L	10.0		**139**	*	70-130			L-01, V-20
Toluene	9.75	1.0	µg/L	10.0		97.5		70-130			
1,2,3-Trichlorobenzene	9.80	1.0	µg/L	10.0		98.0		70-130			
1,2,4-Trichlorobenzene	9.69	0.50	µg/L	10.0		96.9		70-130			
1,1,1-Trichloroethane	9.84	0.50	µg/L	10.0		98.4		70-130			
1,1,2-Trichloroethane	10.3	0.50	µg/L	10.0		103		70-130			
Trichloroethylene	10.2	1.0	µg/L	10.0		102		70-130			
Trichlorofluoromethane (Freon 11)	8.14	2.0	µg/L	10.0		81.4		70-130			
1,2,3-Trichloropropane	8.23	0.50	µg/L	10.0		82.3		70-130			
1,1,2-Trichloro-1,2,2-trifluoroethane (Freon 113)	7.71	0.50	µg/L	10.0		77.1		70-130			
1,2,4-Trimethylbenzene	9.99	0.50	µg/L	10.0		99.9		70-130			
1,3,5-Trimethylbenzene	9.74	0.50	µg/L	10.0		97.4		70-130			
Vinyl Chloride	9.40	1.0	µg/L	10.0		94.0		70-130			
m+p Xylene	19.5	2.0	µg/L	20.0		97.6		70-130			
o-Xylene	9.81	1.0	µg/L	10.0		98.1		70-130			
Surrogate: 1,2-Dichloroethane-d4	*22.9*		µg/L	25.0		91.8		70-130			
Surrogate: Toluene-d8	*24.9*		µg/L	25.0		99.7		70-130			
Surrogate: 4-Bromofluorobenzene	*24.2*		µg/L	25.0		97.0		70-130			

con-test® ANALYTICAL LABORATORY
39 Spruce Street * East Longmeadow, MA 01028 * FAX 413/525-6405 * TEL. 413/525-2332

QUALITY CONTROL

Semivolatile Organic Compounds by GC/MS - Quality Control

Analyte	Result	Reporting Limit	Units	Spike Level	Source Result	%REC	%REC Limits	RPD	RPD Limit	Notes
Batch B227370 - SW-846 3510C										
Blank (B227370-BLK1)				Prepared: 04/02/19 Analyzed: 04/04/19						
Acenaphthene (SIM)	ND	0.30	µg/L							
Acenaphthylene (SIM)	ND	0.30	µg/L							
Anthracene (SIM)	ND	0.20	µg/L							
Benzo(a)anthracene (SIM)	ND	0.050	µg/L							
Benzo(a)pyrene (SIM)	ND	0.10	µg/L							
Benzo(b)fluoranthene (SIM)	ND	0.050	µg/L							
Benzo(g,h,i)perylene (SIM)	ND	0.50	µg/L							
Benzo(k)fluoranthene (SIM)	ND	0.20	µg/L							
Chrysene (SIM)	ND	0.20	µg/L							
Dibenz(a,h)anthracene (SIM)	ND	0.20	µg/L							
Fluoranthene (SIM)	ND	0.50	µg/L							
Fluorene (SIM)	ND	1.0	µg/L							
Indeno(1,2,3-cd)pyrene (SIM)	ND	0.20	µg/L							
2-Methylnaphthalene (SIM)	ND	1.0	µg/L							
Naphthalene (SIM)	ND	1.0	µg/L							
Pentachlorophenol (SIM)	ND	1.0	µg/L							V-34
Phenanthrene (SIM)	ND	0.050	µg/L							
Pyrene (SIM)	ND	1.0	µg/L							
Surrogate: 2-Fluorophenol	*108*		µg/L	200		54.1	15-110			
Surrogate: Phenol-d6	*69.6*		µg/L	200		34.8	15-110			
Surrogate: Nitrobenzene-d5	*73.9*		µg/L	100		73.9	30-130			
Surrogate: 2-Fluorobiphenyl	*50.7*		µg/L	100		50.7	30-130			
Surrogate: 2,4,6-Tribromophenol	*152*		µg/L	200		75.8	15-110			
Surrogate: p-Terphenyl-d14	*66.5*		µg/L	100		66.5	30-130			
LCS (B227370-BS1)				Prepared: 04/02/19 Analyzed: 04/09/19						
Acenaphthene (SIM)	33.3	6.0	µg/L	50.0		66.6	40-140			
Acenaphthylene (SIM)	33.0	6.0	µg/L	50.0		65.9	40-140			
Anthracene (SIM)	36.8	4.0	µg/L	50.0		73.6	40-140			
Benzo(a)anthracene (SIM)	33.6	1.0	µg/L	50.0		67.2	40-140			
Benzo(a)pyrene (SIM)	37.7	2.0	µg/L	50.0		75.3	40-140			
Benzo(b)fluoranthene (SIM)	38.9	1.0	µg/L	50.0		77.8	40-140			
Benzo(g,h,i)perylene (SIM)	37.3	10	µg/L	50.0		74.6	40-140			
Benzo(k)fluoranthene (SIM)	39.0	4.0	µg/L	50.0		77.9	40-140			
Chrysene (SIM)	35.1	4.0	µg/L	50.0		70.3	40-140			
Dibenz(a,h)anthracene (SIM)	38.8	4.0	µg/L	50.0		77.6	40-140			
Fluoranthene (SIM)	36.1	10	µg/L	50.0		72.2	40-140			
Fluorene (SIM)	35.2	20	µg/L	50.0		70.3	40-140			
Indeno(1,2,3-cd)pyrene (SIM)	38.7	4.0	µg/L	50.0		77.4	40-140			
2-Methylnaphthalene (SIM)	32.9	20	µg/L	50.0		65.8	40-140			
Naphthalene (SIM)	31.8	20	µg/L	50.0		63.6	40-140			
Pentachlorophenol (SIM)	28.8	20	µg/L	50.0		57.5	40-140			V-34
Phenanthrene (SIM)	35.3	1.0	µg/L	50.0		70.6	40-140			
Pyrene (SIM)	33.3	20	µg/L	50.0		66.7	40-140			
Surrogate: 2-Fluorophenol	*81.1*		µg/L	200		40.5	15-110			
Surrogate: Phenol-d6	*55.7*		µg/L	200		27.9	15-110			
Surrogate: Nitrobenzene-d5	*64.6*		µg/L	100		64.6	30-130			
Surrogate: 2-Fluorobiphenyl	*47.5*		µg/L	100		47.5	30-130			
Surrogate: 2,4,6-Tribromophenol	*115*		µg/L	200		57.5	15-110			
Surrogate: p-Terphenyl-d14	*50.0*		µg/L	100		50.0	30-130			

con-test® ANALYTICAL LABORATORY
39 Spruce Street * East Longmeadow, MA 01028 * FAX 413/525-6405 * TEL. 413/525-2332

QUALITY CONTROL

Semivolatile Organic Compounds by GC/MS - Quality Control

Analyte	Result	Reporting Limit	Units	Spike Level	Source Result	%REC	%REC Limits	RPD	RPD Limit	Notes	
Batch B227370 - SW-846 3510C											
LCS Dup (B227370-BSD1)				Prepared: 04/02/19 Analyzed: 04/09/19							
Acenaphthene (SIM)	31.1	6.0	µg/L	50.0		62.2	40-140	6.77	20		
Acenaphthylene (SIM)	30.6	6.0	µg/L	50.0		61.3	40-140	7.30	20		
Anthracene (SIM)	33.7	4.0	µg/L	50.0		67.4	40-140	8.80	20		
Benzo(a)anthracene (SIM)	30.7	1.0	µg/L	50.0		61.4	40-140	9.01	20		
Benzo(a)pyrene (SIM)	34.6	2.0	µg/L	50.0		69.2	40-140	8.47	20		
Benzo(b)fluoranthene (SIM)	35.7	1.0	µg/L	50.0		71.5	40-140	8.47	20		
Benzo(g,h,i)perylene (SIM)	34.3	10	µg/L	50.0		68.6	40-140	8.44	20		
Benzo(k)fluoranthene (SIM)	36.2	4.0	µg/L	50.0		72.4	40-140	7.40	20		
Chrysene (SIM)	32.4	4.0	µg/L	50.0		64.7	40-140	8.24	20		
Dibenz(a,h)anthracene (SIM)	35.7	4.0	µg/L	50.0		71.4	40-140	8.33	20		
Fluoranthene (SIM)	31.8	10	µg/L	50.0		63.7	40-140	12.5	20		
Fluorene (SIM)	31.9	20	µg/L	50.0		63.7	40-140	9.85	20		
Indeno(1,2,3-cd)pyrene (SIM)	35.6	4.0	µg/L	50.0		71.2	40-140	8.29	20		‡
2-Methylnaphthalene (SIM)	30.5	20	µg/L	50.0		61.0	40-140	7.44	20		
Naphthalene (SIM)	29.6	20	µg/L	50.0		59.1	40-140	7.30	20		
Pentachlorophenol (SIM)	26.5	20	µg/L	50.0		53.0	40-140	8.25	20	V-34	
Phenanthrene (SIM)	32.5	1.0	µg/L	50.0		65.0	40-140	8.32	20		
Pyrene (SIM)	30.9	20	µg/L	50.0		61.8	40-140	7.53	20		
Surrogate: 2-Fluorophenol	*68.3*		µg/L	200		34.2	15-110				
Surrogate: Phenol-d6	*50.6*		µg/L	200		25.3	15-110				
Surrogate: Nitrobenzene-d5	*58.6*		µg/L	100		58.6	30-130				
Surrogate: 2-Fluorobiphenyl	*45.9*		µg/L	100		45.9	30-130				
Surrogate: 2,4,6-Tribromophenol	*105*		µg/L	200		52.4	15-110				
Surrogate: p-Terphenyl-d14	*47.6*		µg/L	100		47.6	30-130				

con-test® ANALYTICAL LABORATORY
39 Spruce Street * East Longmeadow, MA 01028 * FAX 413/525-6405 * TEL. 413/525-2332

QUALITY CONTROL

Petroleum Hydrocarbons Analyses - Quality Control

Analyte	Result	Reporting Limit	Units	Spike Level	Source Result	%REC	%REC Limits	RPD	RPD Limit	Notes
Batch B227292 - SW-846 3510C										
Blank (B227292-BLK1)				Prepared & Analyzed: 04/03/19						
CT ETPH	ND	0.15	mg/L							
Surrogate: 2-Fluorobiphenyl	*0.0692*		mg/L	0.100		69.2	50-150			
LCS (B227292-BS1)				Prepared & Analyzed: 04/03/19						
CT ETPH	0.630	0.15	mg/L	1.00		63.0	60-120			
Surrogate: 2-Fluorobiphenyl	*0.0715*		mg/L	0.100		71.5	50-150			
LCS Dup (B227292-BSD1)				Prepared & Analyzed: 04/03/19						
CT ETPH	0.694	0.15	mg/L	1.00		69.4	60-120	9.70	30	
Surrogate: 2-Fluorobiphenyl	*0.0758*		mg/L	0.100		75.8	50-150			

con-test® ANALYTICAL LABORATORY
39 Spruce Street * East Longmeadow, MA 01028 * FAX 413/525-6405 * TEL. 413/525-2332

QUALITY CONTROL

Metals Analyses (Total) - Quality Control

Analyte	Result	Reporting Limit	Units	Spike Level	Source Result	%REC	%REC Limits	RPD	RPD Limit	Notes
Batch B227244 - SW-846 3005A										
Blank (B227244-BLK1)				Prepared: 04/02/19 Analyzed: 04/03/19						
Lead	ND	1.0	µg/L							
LCS (B227244-BS1)				Prepared: 04/02/19 Analyzed: 04/03/19						
Lead	526	10	µg/L	500		105	80-120			
LCS Dup (B227244-BSD1)				Prepared: 04/02/19 Analyzed: 04/03/19						
Lead	513	10	µg/L	500		103	80-120	2.58	20	

con-test® ANALYTICAL LABORATORY
39 Spruce Street * East Longmeadow, MA 01028 * FAX 413/525-6405 * TEL. 413/525-2332

FLAG/QUALIFIER SUMMARY

*	QC result is outside of established limits.
†	Wide recovery limits established for difficult compound.
‡	Wide RPD limits established for difficult compound.
#	Data exceeded client recommended or regulatory level
ND	Not Detected
RL	Reporting Limit is at the level of quantitation (LOQ)
DL	Detection Limit is the lower limit of detection determined by the MDL study
MCL	Maximum Contaminant Level
	Percent recoveries and relative percent differences (RPDs) are determined by the software using values in the calculation which have not been rounded.
	No results have been blank subtracted unless specified in the case narrative section.
L-01	Laboratory fortified blank /laboratory control sample recovery outside of control limits. Data validation is not affected since all results are "not detected" for all samples in this batch for this compound and bias is on the high side.
V-20	Continuing calibration verification (CCV) did not meet method specifications and was biased on the high side. Data validation is not affected since sample result was "not detected" for this compound.
V-34	Initial calibration verification (ICV) did not meet method specifications and was biased on the low side for this compound. Reported result is estimated.

con-test® ANALYTICAL LABORATORY
39 Spruce Street * East Longmeadow, MA 01028 * FAX 413/525-6405 * TEL. 413/525-2332

CERTIFICATIONS

Certified Analyses included in this Report

Analyte	Certifications
CTDEP ETPH in Water	
CT ETPH	CT
SW-846 6020B in Water	
Lead	CT,NH,NY,ME,VA,NC
SW-846 8260C in Water	
Acetone	CT,NH,NY,ME
Acrylonitrile	CT,NY,ME
Benzene	CT,NH,NY,ME
Bromobenzene	NY
Bromodichloromethane	CT,NH,NY,ME
Bromoform	CT,NH,NY,ME
Bromomethane	CT,NH,NY,ME
2-Butanone (MEK)	CT,NH,NY,ME
n-Butylbenzene	NY,ME
sec-Butylbenzene	NY,ME
tert-Butylbenzene	NY,ME
Carbon Disulfide	CT,NH,NY,ME
Carbon Tetrachloride	CT,NH,NY,ME
Chlorobenzene	CT,NH,NY,ME
Chlorodibromomethane	CT,NH,NY,ME
Chloroethane	CT,NH,NY,ME
Chloroform	CT,NH,NY,ME
Chloromethane	CT,NH,NY,ME
2-Chlorotoluene	NY,ME
4-Chlorotoluene	NY,ME
1,2-Dibromo-3-chloropropane (DBCP)	NY
1,2-Dibromoethane (EDB)	NY
Dibromomethane	NH,NY,ME
1,2-Dichlorobenzene	CT,NY,ME
1,3-Dichlorobenzene	CT,NH,NY,ME
1,4-Dichlorobenzene	CT,NH,NY,ME
trans-1,4-Dichloro-2-butene	NH,NY,ME
Dichlorodifluoromethane (Freon 12)	NH,NY,ME
1,1-Dichloroethane	CT,NH,NY,ME
1,2-Dichloroethane	CT,NH,NY,ME
1,1-Dichloroethylene	CT,NH,NY,ME
cis-1,2-Dichloroethylene	NY,ME
trans-1,2-Dichloroethylene	CT,NH,NY,ME
1,2-Dichloropropane	CT,NH,NY,ME
1,3-Dichloropropane	NY,ME
2,2-Dichloropropane	NH,NY,ME
1,1-Dichloropropene	NH,NY,ME
cis-1,3-Dichloropropene	CT,NH,NY,ME
trans-1,3-Dichloropropene	CT,NH,NY,ME
Ethylbenzene	CT,NH,NY,ME
Hexachlorobutadiene	CT,NH,NY,ME
2-Hexanone (MBK)	CT,NH,NY,ME

39 Spruce Street * East Longmeadow, MA 01028 * FAX 413/525-6405 * TEL. 413/525-2332

CERTIFICATIONS

Certified Analyses included in this Report

Analyte	Certifications
SW-846 8260C in Water	
Isopropylbenzene (Cumene)	NY,ME
p-Isopropyltoluene (p-Cymene)	CT,NH,NY,ME
Methyl tert-Butyl Ether (MTBE)	CT,NH,NY,ME
Methylene Chloride	CT,NH,NY,ME
4-Methyl-2-pentanone (MIBK)	CT,NH,NY,ME
Naphthalene	NH,NY,ME
n-Propylbenzene	CT,NH,NY,ME
Styrene	CT,NH,NY,ME
1,1,1,2-Tetrachloroethane	CT,NH,NY,ME
1,1,2,2-Tetrachloroethane	CT,NH,NY,ME
Tetrachloroethylene	CT,NH,NY,ME
Toluene	CT,NH,NY,ME
1,2,3-Trichlorobenzene	NH,NY,ME
1,2,4-Trichlorobenzene	CT,NH,NY,ME
1,1,1-Trichloroethane	CT,NH,NY,ME
1,1,2-Trichloroethane	CT,NH,NY,ME
Trichloroethylene	CT,NH,NY,ME
Trichlorofluoromethane (Freon 11)	CT,NH,NY,ME
1,2,3-Trichloropropane	NH,NY,ME
1,1,2-Trichloro-1,2,2-trifluoroethane (Freon 113)	NY
1,2,4-Trimethylbenzene	NY,ME
1,3,5-Trimethylbenzene	NY,ME
Vinyl Chloride	CT,NH,NY,ME
m+p Xylene	NH,NY,ME
o-Xylene	NH,NY,ME
SW-846 8270D in Water	
Nitrobenzene-d5	VA

The CON-TEST Environmental Laboratory operates under the following certifications and accreditations:

Code	Description	Number	Expires
AIHA	AIHA-LAP, LLC - ISO17025:2005	100033	03/1/2020
MA	Massachusetts DEP	M-MA100	06/30/2019
CT	Connecticut Department of Publilc Health	PH-0567	09/30/2019
NY	New York State Department of Health	10899 NELAP	04/1/2020
NH-S	New Hampshire Environmental Lab	2516 NELAP	02/5/2020
RI	Rhode Island Department of Health	LAO00112	12/30/2019
NC	North Carolina Div. of Water Quality	652	12/31/2019
NJ	New Jersey DEP	MA007 NELAP	06/30/2019
FL	Florida Department of Health	E871027 NELAP	06/30/2019
VT	Vermont Department of Health Lead Laboratory	LL015036	07/30/2019
ME	State of Maine	2011028	06/9/2019
VA	Commonwealth of Virginia	460217	12/14/2019
NH-P	New Hampshire Environmental Lab	2557 NELAP	09/6/2019
VT-DW	Vermont Department of Health Drinking Water	VT-255716	06/12/2019
NC-DW	North Carolina Department of Health	25703	07/31/2019

MEK 19C1496

con-test® ANALYTICAL LABORATORY

Phone: 413-525-2332
Fax: 413-525-6405
Email: info@contestlabs.com

http://www.contestlabs.com Doc # 381 Rev 0 5 8 2015

CHAIN OF CUSTODY RECORD

39 Spruce Street
East Longmeadow, MA 01028

Page 1 of 1

Company Name:	Weston & Sampson - (for Eversource Energy)
Address:	273 Dividend Road, Rocky Hill, CT 06067
Phone:	(860) 513-1473
Project Name:	Simsbury AWC
Project Location:	Simsbury, CT
Project Number:	Client PO = 10227659
Project Manager:	Jeff Willson
Con-Test Bid:	n/a
Invoice Recipient:	Weston & Sampson (Jeff Willson)
Sampled By:	Will Sirotnak

Requested Turnaround Time
7-Day ☐ 10-Day ☐
Other: ☐ 5-7 Bus. Days ☑

Rush-Approval Required
1-Day ☐ 3-Day ☐
2-Day ☐ 4-Day ☐

Data Delivery
Format: PDF ☑ EXCEL ☑
Other:
Enhanced Data Package Required: ☐
Email To: yellenl@wseinc.com
Fax To #: willsonj@wseinc.com

ANALYSIS REQUESTED

Con-Test Work Order#	Client Sample ID / Description	Beginning Date/Time	Ending Date/Time	Composite	Grab	[1]Matrix Code	Conc Code	VOCs (8260)	PCBs	CT ETPH	PAHs (incl. PCP) *1	Total RCRA 8 Metals	Total Lead	# of Containers	[2] Preservation Code	[3] Container Code
								3	2	2	2	1	1			
								H	I	I	I	N	I			
								V	A	A	A	P	P			
1	CCA-8	3/27/19	1000		X	GW	U			X						
2	MW-TRW-1		1100							X		X				
3	MW-11a		1150					X		X	X		X			
4	MW-200		1315							X						
5	MW CCA-5		1340							X						
6	TRIP BLANK		—		X			X								

Dissolved Metals Samples
○ Field Filtered
○ Lab to Filter

Orthophosphate Samples
○ Field Filtered
○ Lab to Filter

[1] Matrix Codes:
GW = Ground Water
WW = Waste Water
DW = Drinking Water
A = Air
S = Soil/Solid
SL = Sludge
O = Other (please define)

[2] Preservation Codes:
I = Iced
H = HCL
M = Methanol
N = Nitric Acid
S = Sulfuric Acid
B = Sodium Bisulfate
X = Sodium Hydroxide
T = Sodium Thiosulfate
O = Other (please define)

[3] Container Codes:
A = Amber Glass
G = Glass
P = Plastic
ST = Sterile
V = Vial
S = Summa Canister
T = Tedlar Bag
O = Other (please define)

Comments: (1) Please bill Weston & Sampson directly, using Eversource rates.

Metals not being reported on sample -02 - MEK 3/29/19

*1 - Run all PAH samples using SIM method at low detection limits

dicate possible sample concentration
ode column above:
ow; C - Clean; U - Unknown

Relinquished by: (signature)	Date/Time: 3/28/19 12:45	
Received by: (signature) Boston Fuller	Date/Time: 3/28/19 12:45	
Relinquished by: (signature) Boston Fuller	Date/Time: 3/28/19 15:20	
Received by: (signature)	Date/Time: 3/29/19 1500	
Relinquished by: (signature)	Date/Time:	
Received by: (signature)	Date/Time:	

Detection Limit Requirements
MA
CTDEEP RSRs (includes RES DEC & GA PMC)
Other:

Program Information
○ MCP Analytical Certification Form Required
● RCP Analysis Certification Form Required
○ MA State DW Form Required
PWSID # _____

NELAC and AIHA-LAP, LLC Accredited

TURNAROUND TIME (BUSINESS DAYS) STARTS AT 9:00 AM THE DAY AFTER SAMPLE RECEIPT UNLESS THERE ARE QUESTIONS ON THIS CHAIN. IF THIS FORM IS NOT FILLED OUT COMPLETELY OR IS INCORRECT, TURNAROUND TIME CANNOT START UNTIL ALL QUESTIONS HAVE BEEN ANSWERED.

PLEASE BE CAREFUL NOT TO CONTAMINATE THIS DOCUMENT

Table of Contents

I Have Not Confirmed Sample Container Numbers With Lab Staff Before Relinquishing Over Samples_____

con-test® ANALYTICAL LABORATORY

Doc# 277 Rev 5 2017

Login Sample Receipt Checklist - (Rejection Criteria Listing - Using Acceptance Policy) Any False Statement will be brought to the attention of the Client - State True or False

Client West Sampson

Received By SL Date 3/26/19 Time 1530

How were the samples received? In Cooler T No Cooler _____ On Ice T No Ice _____
Direct from Sampling _____ Ambient _____ Melted Ice _____

Were samples within Temperature? 2-6°C T By Gun # 3 Actual Temp - 1530
By Blank # _____ Actual Temp - _____

Was Custody Seal Intact? N/A Were Samples Tampered with? N/A
Was COC Relinquished ? T Does Chain Agree With Samples? T
Are there broken/leaking/loose caps on any samples? F
Is COC in ink/ Legible? T Were samples received within holding time? T
Did COC include all pertinent Information? Client T Analysis T Sampler Name T
Project T ID's T Collection Dates/Times T
Are Sample labels filled out and legible? T
Are there Lab to Filters? F Who was notified? _____
Are there Rushes? F Who was notified? _____
Are there Short Holds? F Who was notified? _____
Is there enough Volume? T
Is there Headspace where applicable? F MS/MSD? F
Proper Media/Containers Used? T Is splitting samples required? F
Were trip blanks received? F On COC? T
Do all samples have the proper pH? Acid T<2 Base _____

Vials	#	Containers:	#		#		#
Unp-		1 Liter Amb.	12	1 Liter Plastic		16 oz Amb.	
HCL-	5	500 mL Amb.		500 mL Plastic		8oz Amb/Clear	
Meoh-		250 mL Amb.		250 mL Plastic	3	4oz Amb/Clear	
Bisulfate-		Flashpoint		Col./Bacteria		2oz Amb/Clear	
DI-		Other Glass		Other Plastic		Encore	
Thiosulfate-		SOC Kit		Plastic Bag		Frozen:	
Sulfuric-		Perchlorate		Ziplock			

Unused Media

Vials	#	Containers:	#		#		#
Unp-		1 Liter Amb.		1 Liter Plastic		16 oz Amb.	
HCL-		500 mL Amb.		500 mL Plastic		8oz Amb/Clear	
Meoh-		250 mL Amb.		250 mL Plastic		4oz Amb/Clear	
Bisulfate-		Col./Bacteria		Flashpoint		2oz Amb/Clear	
DI-		Other Plastic		Other Glass		Encore	
Thiosulfate-		SOC Kit		Plastic Bag		Frozen:	
Sulfuric-		Perchlorate		Ziplock			

Comments:

C:\MSDChem\2\DATA\B040319B.SEC\B0403007.D

CT ETPH Discrimination Check

Data File Name B0403007.D
Data File Path C:\MSDChem\2\DATA\B040319B.SEC\
Operator RMW
Date Acquired 4/3/2019 17:09
Acq. Method File EPH04.M
Sample Name ETPH 1500
Instrument Name GCFID2

Name	Ret Time	Target Response	Average Response	*%D+/-20
n-Nonane	1.61	9786182	10637833	8
n-Decane	2.26	10019519	10637833	6
n-Dodecane	3.20	10339557	10637833	3
n-Tetradecane	3.91	10732007	10637833	-1
n-Hexadecane	4.53	10962798	10637833	-3
n-Octadecane	5.08	10799652	10637833	-2
n-Eicosane	5.70	11120191	10637833	-5
n-Docosane	6.45	11369387	10637833	-7
n-Tetracosane	7.29	10389388	10637833	2
n-Hexacosane	8.10	11375923	10637833	-7
n-Octacosane	8.85	11189857	10637833	-5
n-Triacontane	9.54	11063946	10637833	-4
n-Dotriacontane	10.17	10725610	10637833	-1
n-Tetratriacontane	10.77	10052978	10637833	5
n-Hexatriacontane	11.37	9640503	10637833	9

*One compound allowed %D</=50

Samples

19C1496-01
19C1496-02
19C1496-04
19C1496-05
19C1496-03
19C1551-01
19C1280-02
19C1280-01

REASONABLE CONFIDENCE PROTOCOL
LABORATORY ANALYSIS QA/QC CERTIFICATION FORM

Laboratory Name: Con-Test Analytical Laboratory

Client: Weston & Sampson

Project Location: Simsbury, CT

Project Number: 19C1496

Laboratory Sample ID(s):
19C1496-01 thru 19C1496-06

Sample Date(s):
03/27/2019

List RCP Methods Used:
CTDEP ETPH, SW-846 6020B, SW-846 8260C, SW-846 8270D

1	For each analytical method referenced in this laboratory report package, were all specified QA/QC performance criteria followed, including the requirement to explain any criteria falling outside of acceptable guidelines, as specified in the CTDEP method-specific Reasonable Confidence Protocol documents?	☑ Yes ☐ No
1A	Were the method specified preservation and holding time requirements met?	☑ Yes ☐ No
1B	VPH and EPH Methods only: Was the VPH and EPH method conducted without significant modifications (see Section 11.3 of respective RCP methods)?	☐ Yes ☐ No ☑ N/A
2	Were all samples received by the laboratory in a condition consistent with that described on the associated chain-of-custody document(s)?	☑ Yes ☐ No
3	Were samples received at an appropriate temperature (< 6 degrees C.)?	☑ Yes ☐ No ☐ N/A
4	Were all QA/QC performance criteria specified in the CTDEP Reasonable Confidence Protocol documents achieved?	☐ Yes ☑ No
5A	Were reporting limits specified or referenced on the chain-of-custody?	☑ Yes ☐ No
5B	Were these reporting limits met?	☐ Yes ☑ No
6	For each analytical method referenced in this laboratory report package, were results reported for all constituents identified in the method-specific analyte lists presented in the Reasonable Confidence Protocol documents?	☐ Yes ☑ No
7	Are project-specific matrix spikes and laboratory duplicates included in this data set?	☐ Yes ☑ No

Notes: For all questions to which the response was "No" (with the exception of question #7), additional information must be provided in an attached narrative. If the answer to question #1, #1A, or #1B is "No", the data package does not meet the requirements for "Reasonable Confidence."
This form may not be altered and all questions must be answered.

Lisa A. Worthington

I, the undersigned, attest under the pains and penalties of perjury that, to the best of my knowledge and belief and based upon my personal inquiry of those responsible for providing the information contained in this analytical report, such information is accurate and complete.

Authorized Signature: Lisa Worthington **Position:** Technical Representative

Printed Name: Lisa A. Worthington **Date:** 04/09/19

Name of Laboratory: Con-Test Analytical Laboratory

This certification form is to be used for RCP methods only.

con-test® ANALYTICAL LABORATORY
39 Spruce Street * East Longmeadow, MA 01028 * FAX 413/525-6405 * TEL. 413/525-2332

April 5, 2019

Laura Yellen
Weston & Sampson
273 Dividend Road
Rocky Hill, CT 06067

Project Location: Simsbury, CT
Client Job Number:
Project Number: [none]
Laboratory Work Order Number: 19C1576

Enclosed are results of analyses for samples received by the laboratory on March 29, 2019. If you have any questions concerning this report, please feel free to contact me.

Sincerely,



Meghan E. Kelley
Project Manager

Table of Contents

Sample Summary 3
Case Narrative 4
Sample Results 5
19C1576-01 5
19C1576-02 10
19C1576-03 11
19C1576-04 12
Sample Preparation Information 14
QC Data 15
Volatile Organic Compounds by GC/MS 15
B227120 15
Semivolatile Organic Compounds by GC/MS 18
B227464 18
Polychlorinated Biphenyls By GC/ECD 20
B227330 20
Petroleum Hydrocarbons Analyses 21
B227292 21
Metals Analyses (Total) 22
B227365 22
Dual Column RPD Report 23
Flag/Qualifier Summary 25
Certifications 26
Chain of Custody/Sample Receipt 29

con-test® ANALYTICAL LABORATORY
39 Spruce Street * East Longmeadow, MA 01028 * FAX 413/525-6405 * TEL. 413/525-2332

Weston & Sampson
273 Dividend Road
Rocky Hill, CT 06067
ATTN: Laura Yellen

REPORT DATE: 4/5/2019

PURCHASE ORDER NUMBER: 10227659

PROJECT NUMBER: [none]

ANALYTICAL SUMMARY

WORK ORDER NUMBER: 19C1576

The results of analyses performed on the following samples submitted to the CON-TEST Analytical Laboratory are found in this report.

PROJECT LOCATION: Simsbury, CT

FIELD SAMPLE #	LAB ID:	MATRIX	SAMPLE DESCRIPTION	TEST	SUB LAB
MW-4R	19C1576-01	Ground Water		CTDEP ETPH	
				SW-846 6020B	
				SW-846 8260C	
				SW-846 8270D	
MW-AIR-1	19C1576-02	Ground Water		SW-846 8270D	
CCA-1	19C1576-03	Ground Water		SW-846 8082A	
Trip Blank	19C1576-04	Trip Blank Water		SW-846 8260C	

con-test® ANALYTICAL LABORATORY
39 Spruce Street * East Longmeadow, MA 01028 * FAX 413/525-6405 * TEL. 413/525-2332

CASE NARRATIVE SUMMARY

All reported results are within defined laboratory quality control objectives unless listed below or otherwise qualified in this report.

For method 8270, only PAHs were requested and reported.
For method 6020, only lead was requested and reported.

SW-846 8260C

Qualifications:

L-03

Laboratory fortified blank/laboratory control sample recovery is outside of control limits. Reported value for this compound is likely to be biased on the low side.

Analyte & Samples(s) Qualified:

Bromomethane
19C1576-01[MW-4R], 19C1576-04[Trip Blank], B227120-BLK1, B227120-BS1, S034209-CCV1

Chloromethane
19C1576-01[MW-4R], 19C1576-04[Trip Blank], B227120-BLK1, B227120-BS1, S034209-CCV1

Dichlorodifluoromethane (Freon 12
19C1576-01[MW-4R], 19C1576-04[Trip Blank], B227120-BLK1, B227120-BS1, S034209-CCV1

V-05

Continuing calibration verification (CCV) did not meet method specifications and was biased on the low side for this compound.

Analyte & Samples(s) Qualified:

Dichlorodifluoromethane (Freon 12
19C1576-01[MW-4R], 19C1576-04[Trip Blank], B227120-BLK1, B227120-BS1, S034209-CCV1

V-20

Continuing calibration verification (CCV) did not meet method specifications and was biased on the high side. Data validation is not affected since sample result was "not detected" for this compound.

Analyte & Samples(s) Qualified:

Hexachlorobutadiene
B227120-BS1, S034209-CCV1

V-36

Initial calibration verification (ICV) did not meet method specifications and was biased on the high side. Data validation is not affected since sample result was "not detected" for this compound.

Analyte & Samples(s) Qualified:

Hexachlorobutadiene
B227120-BS1, S034209-CCV1

SW-846 8260C

All water reporting limits specified on the chain-of-custody were met except for Acrylonitrile, where the most protective criteria are not met since the laboratory cannot achieve the required RCP calibration criteria at these levels, unless otherwise listed in this narrative.

The results of analyses reported only relate to samples submitted to the Con-Test Analytical Laboratory for testing.
I certify that the analyses listed above, unless specifically listed as subcontracted, if any, were performed under my direction according to the approved methodologies listed in this document, and that based upon my inquiry of those individuals immediately responsible for obtaining the information, the material contained in this report is, to the best of my knowledge and belief, accurate and complete.



Lisa A. Worthington
Project Manager

con-test® ANALYTICAL LABORATORY
39 Spruce Street * East Longmeadow, MA 01028 * FAX 413/525-6405 * TEL. 413/525-2332

Project Location: Simsbury, CT | Sample Description: | Work Order: 19C1576

Date Received: 3/29/2019

Field Sample #: MW-4R | Sampled: 3/28/2019 10:10

Sample ID: 19C1576-01

Sample Matrix: Ground Water

Volatile Organic Compounds by GC/MS

Analyte	Results	RL	Units	Dilution	Flag/Qual	Method	Date Prepared	Date/Time Analyzed	Analyst
Acetone	ND	10	µg/L	1		SW-846 8260C	4/1/19	4/1/19 19:06	EEH
Acrylonitrile	ND	2.0	µg/L	1		SW-846 8260C	4/1/19	4/1/19 19:06	EEH
Benzene	ND	0.50	µg/L	1		SW-846 8260C	4/1/19	4/1/19 19:06	EEH
Bromobenzene	ND	0.50	µg/L	1		SW-846 8260C	4/1/19	4/1/19 19:06	EEH
Bromodichloromethane	ND	0.50	µg/L	1		SW-846 8260C	4/1/19	4/1/19 19:06	EEH
Bromoform	ND	2.0	µg/L	1		SW-846 8260C	4/1/19	4/1/19 19:06	EEH
Bromomethane	ND	2.0	µg/L	1	L-03	SW-846 8260C	4/1/19	4/1/19 19:06	EEH
2-Butanone (MEK)	ND	5.0	µg/L	1		SW-846 8260C	4/1/19	4/1/19 19:06	EEH
n-Butylbenzene	ND	1.0	µg/L	1		SW-846 8260C	4/1/19	4/1/19 19:06	EEH
sec-Butylbenzene	ND	1.0	µg/L	1		SW-846 8260C	4/1/19	4/1/19 19:06	EEH
tert-Butylbenzene	ND	1.0	µg/L	1		SW-846 8260C	4/1/19	4/1/19 19:06	EEH
Carbon Disulfide	ND	5.0	µg/L	1		SW-846 8260C	4/1/19	4/1/19 19:06	EEH
Carbon Tetrachloride	ND	0.50	µg/L	1		SW-846 8260C	4/1/19	4/1/19 19:06	EEH
Chlorobenzene	ND	0.50	µg/L	1		SW-846 8260C	4/1/19	4/1/19 19:06	EEH
Chlorodibromomethane	ND	0.50	µg/L	1		SW-846 8260C	4/1/19	4/1/19 19:06	EEH
Chloroethane	ND	0.50	µg/L	1		SW-846 8260C	4/1/19	4/1/19 19:06	EEH
Chloroform	ND	0.50	µg/L	1		SW-846 8260C	4/1/19	4/1/19 19:06	EEH
Chloromethane	ND	0.60	µg/L	1	L-03	SW-846 8260C	4/1/19	4/1/19 19:06	EEH
2-Chlorotoluene	ND	0.50	µg/L	1		SW-846 8260C	4/1/19	4/1/19 19:06	EEH
4-Chlorotoluene	ND	0.50	µg/L	1		SW-846 8260C	4/1/19	4/1/19 19:06	EEH
1,2-Dibromo-3-chloropropane (DBCP)	ND	1.0	µg/L	1		SW-846 8260C	4/1/19	4/1/19 19:06	EEH
1,2-Dibromoethane (EDB)	ND	0.50	µg/L	1		SW-846 8260C	4/1/19	4/1/19 19:06	EEH
Dibromomethane	ND	0.50	µg/L	1		SW-846 8260C	4/1/19	4/1/19 19:06	EEH
1,2-Dichlorobenzene	ND	0.50	µg/L	1		SW-846 8260C	4/1/19	4/1/19 19:06	EEH
1,3-Dichlorobenzene	ND	0.50	µg/L	1		SW-846 8260C	4/1/19	4/1/19 19:06	EEH
1,4-Dichlorobenzene	ND	0.50	µg/L	1		SW-846 8260C	4/1/19	4/1/19 19:06	EEH
trans-1,4-Dichloro-2-butene	ND	2.0	µg/L	1		SW-846 8260C	4/1/19	4/1/19 19:06	EEH
Dichlorodifluoromethane (Freon 12)	ND	0.50	µg/L	1	L-03, V-05	SW-846 8260C	4/1/19	4/1/19 19:06	EEH
1,1-Dichloroethane	ND	0.50	µg/L	1		SW-846 8260C	4/1/19	4/1/19 19:06	EEH
1,2-Dichloroethane	ND	0.50	µg/L	1		SW-846 8260C	4/1/19	4/1/19 19:06	EEH
1,1-Dichloroethylene	ND	0.50	µg/L	1		SW-846 8260C	4/1/19	4/1/19 19:06	EEH
cis-1,2-Dichloroethylene	ND	0.50	µg/L	1		SW-846 8260C	4/1/19	4/1/19 19:06	EEH
trans-1,2-Dichloroethylene	ND	1.0	µg/L	1		SW-846 8260C	4/1/19	4/1/19 19:06	EEH
1,2-Dichloropropane	ND	0.50	µg/L	1		SW-846 8260C	4/1/19	4/1/19 19:06	EEH
1,3-Dichloropropane	ND	0.50	µg/L	1		SW-846 8260C	4/1/19	4/1/19 19:06	EEH
2,2-Dichloropropane	ND	0.50	µg/L	1		SW-846 8260C	4/1/19	4/1/19 19:06	EEH
1,1-Dichloropropene	ND	0.50	µg/L	1		SW-846 8260C	4/1/19	4/1/19 19:06	EEH
cis-1,3-Dichloropropene	ND	0.50	µg/L	1		SW-846 8260C	4/1/19	4/1/19 19:06	EEH
trans-1,3-Dichloropropene	ND	0.50	µg/L	1		SW-846 8260C	4/1/19	4/1/19 19:06	EEH
Ethylbenzene	ND	0.50	µg/L	1		SW-846 8260C	4/1/19	4/1/19 19:06	EEH
Hexachlorobutadiene	ND	0.60	µg/L	1		SW-846 8260C	4/1/19	4/1/19 19:06	EEH
2-Hexanone (MBK)	ND	5.0	µg/L	1		SW-846 8260C	4/1/19	4/1/19 19:06	EEH
Isopropylbenzene (Cumene)	ND	0.50	µg/L	1		SW-846 8260C	4/1/19	4/1/19 19:06	EEH
p-Isopropyltoluene (p-Cymene)	ND	0.50	µg/L	1		SW-846 8260C	4/1/19	4/1/19 19:06	EEH

con-test® ANALYTICAL LABORATORY
39 Spruce Street * East Longmeadow, MA 01028 * FAX 413/525-6405 * TEL. 413/525-2332

Project Location: Simsbury, CT | Sample Description: | Work Order: 19C1576

Date Received: 3/29/2019

Field Sample #: MW-4R | Sampled: 3/28/2019 10:10

Sample ID: 19C1576-01

Sample Matrix: Ground Water

Volatile Organic Compounds by GC/MS

Analyte	Results	RL	Units	Dilution	Flag/Qual	Method	Date Prepared	Date/Time Analyzed	Analyst
Methyl tert-Butyl Ether (MTBE)	ND	0.50	µg/L	1		SW-846 8260C	4/1/19	4/1/19 19:06	EEH
Methylene Chloride	ND	5.0	µg/L	1		SW-846 8260C	4/1/19	4/1/19 19:06	EEH
4-Methyl-2-pentanone (MIBK)	ND	5.0	µg/L	1		SW-846 8260C	4/1/19	4/1/19 19:06	EEH
Naphthalene	ND	2.0	µg/L	1		SW-846 8260C	4/1/19	4/1/19 19:06	EEH
n-Propylbenzene	ND	1.0	µg/L	1		SW-846 8260C	4/1/19	4/1/19 19:06	EEH
Styrene	ND	1.0	µg/L	1		SW-846 8260C	4/1/19	4/1/19 19:06	EEH
1,1,1,2-Tetrachloroethane	ND	0.50	µg/L	1		SW-846 8260C	4/1/19	4/1/19 19:06	EEH
1,1,2,2-Tetrachloroethane	ND	0.50	µg/L	1		SW-846 8260C	4/1/19	4/1/19 19:06	EEH
Tetrachloroethylene	ND	1.0	µg/L	1		SW-846 8260C	4/1/19	4/1/19 19:06	EEH
Tetrahydrofuran	ND	10	µg/L	1		SW-846 8260C	4/1/19	4/1/19 19:06	EEH
Toluene	ND	1.0	µg/L	1		SW-846 8260C	4/1/19	4/1/19 19:06	EEH
1,2,3-Trichlorobenzene	ND	5.0	µg/L	1		SW-846 8260C	4/1/19	4/1/19 19:06	EEH
1,2,4-Trichlorobenzene	ND	2.0	µg/L	1		SW-846 8260C	4/1/19	4/1/19 19:06	EEH
1,1,1-Trichloroethane	ND	0.50	µg/L	1		SW-846 8260C	4/1/19	4/1/19 19:06	EEH
1,1,2-Trichloroethane	ND	0.50	µg/L	1		SW-846 8260C	4/1/19	4/1/19 19:06	EEH
Trichloroethylene	ND	1.0	µg/L	1		SW-846 8260C	4/1/19	4/1/19 19:06	EEH
Trichlorofluoromethane (Freon 11)	ND	2.0	µg/L	1		SW-846 8260C	4/1/19	4/1/19 19:06	EEH
1,2,3-Trichloropropane	ND	0.50	µg/L	1		SW-846 8260C	4/1/19	4/1/19 19:06	EEH
1,1,2-Trichloro-1,2,2-trifluoroethane (Freon 113)	ND	0.50	µg/L	1		SW-846 8260C	4/1/19	4/1/19 19:06	EEH
1,2,4-Trimethylbenzene	ND	0.50	µg/L	1		SW-846 8260C	4/1/19	4/1/19 19:06	EEH
1,3,5-Trimethylbenzene	ND	0.50	µg/L	1		SW-846 8260C	4/1/19	4/1/19 19:06	EEH
Vinyl Chloride	ND	1.0	µg/L	1		SW-846 8260C	4/1/19	4/1/19 19:06	EEH
m+p Xylene	ND	2.0	µg/L	1		SW-846 8260C	4/1/19	4/1/19 19:06	EEH
o-Xylene	ND	1.0	µg/L	1		SW-846 8260C	4/1/19	4/1/19 19:06	EEH

Surrogates	% Recovery	Recovery Limits	Flag/Qual	
1,2-Dichloroethane-d4	83.8	70-130		4/1/19 19:06
Toluene-d8	98.2	70-130		4/1/19 19:06
4-Bromofluorobenzene	100	70-130		4/1/19 19:06

con-test® ANALYTICAL LABORATORY
39 Spruce Street * East Longmeadow, MA 01028 * FAX 413/525-6405 * TEL. 413/525-2332

Project Location: Simsbury, CT | Sample Description: | Work Order: 19C1576

Date Received: 3/29/2019

Field Sample #: MW-4R | Sampled: 3/28/2019 10:10

Sample ID: 19C1576-01

Sample Matrix: Ground Water

Semivolatile Organic Compounds by GC/MS

Analyte	Results	RL	Units	Dilution	Flag/Qual	Method	Date Prepared	Date/Time Analyzed	Analyst
Acenaphthene (SIM)	ND	0.28	µg/L	1		SW-846 8270D	4/2/19	4/4/19 20:41	CLA
Acenaphthylene (SIM)	ND	0.19	µg/L	1		SW-846 8270D	4/2/19	4/4/19 20:41	CLA
Anthracene (SIM)	ND	0.19	µg/L	1		SW-846 8270D	4/2/19	4/4/19 20:41	CLA
Benzo(a)anthracene (SIM)	ND	0.047	µg/L	1		SW-846 8270D	4/2/19	4/4/19 20:41	CLA
Benzo(a)pyrene (SIM)	ND	0.095	µg/L	1		SW-846 8270D	4/2/19	4/4/19 20:41	CLA
Benzo(b)fluoranthene (SIM)	ND	0.047	µg/L	1		SW-846 8270D	4/2/19	4/4/19 20:41	CLA
Benzo(g,h,i)perylene (SIM)	ND	0.47	µg/L	1		SW-846 8270D	4/2/19	4/4/19 20:41	CLA
Benzo(k)fluoranthene (SIM)	ND	0.19	µg/L	1		SW-846 8270D	4/2/19	4/4/19 20:41	CLA
Chrysene (SIM)	ND	0.19	µg/L	1		SW-846 8270D	4/2/19	4/4/19 20:41	CLA
Dibenz(a,h)anthracene (SIM)	ND	0.095	µg/L	1		SW-846 8270D	4/2/19	4/4/19 20:41	CLA
Fluoranthene (SIM)	ND	0.47	µg/L	1		SW-846 8270D	4/2/19	4/4/19 20:41	CLA
Fluorene (SIM)	ND	0.95	µg/L	1		SW-846 8270D	4/2/19	4/4/19 20:41	CLA
Indeno(1,2,3-cd)pyrene (SIM)	ND	0.095	µg/L	1		SW-846 8270D	4/2/19	4/4/19 20:41	CLA
2-Methylnaphthalene (SIM)	ND	0.95	µg/L	1		SW-846 8270D	4/2/19	4/4/19 20:41	CLA
Naphthalene (SIM)	ND	0.95	µg/L	1		SW-846 8270D	4/2/19	4/4/19 20:41	CLA
Phenanthrene (SIM)	ND	0.047	µg/L	1		SW-846 8270D	4/2/19	4/4/19 20:41	CLA
Pyrene (SIM)	ND	0.95	µg/L	1		SW-846 8270D	4/2/19	4/4/19 20:41	CLA

Surrogates	% Recovery	Recovery Limits	Flag/Qual	
Nitrobenzene-d5	83.5	30-130		4/4/19 20:41
2-Fluorobiphenyl	57.4	30-130		4/4/19 20:41
p-Terphenyl-d14	71.3	30-130		4/4/19 20:41

con-test® ANALYTICAL LABORATORY
39 Spruce Street * East Longmeadow, MA 01028 * FAX 413/525-6405 * TEL. 413/525-2332

Project Location: Simsbury, CT | Sample Description: | Work Order: 19C1576

Date Received: 3/29/2019

Field Sample #: MW-4R | Sampled: 3/28/2019 10:10

Sample ID: 19C1576-01

Sample Matrix: Ground Water

Petroleum Hydrocarbons Analyses

Analyte	Results	RL	Units	Dilution	Flag/Qual	Method	Date Prepared	Date/Time Analyzed	Analyst
CT ETPH	0.26	0.15	mg/L	1		CTDEP ETPH	4/3/19	4/4/19 15:31	KLB

Surrogates	% Recovery	Recovery Limits	Flag/Qual				
2-Fluorobiphenyl	80.1	50-150				4/4/19 15:31	

con-test® ANALYTICAL LABORATORY
39 Spruce Street * East Longmeadow, MA 01028 * FAX 413/525-6405 * TEL. 413/525-2332

Project Location: Simsbury, CT | Sample Description: | Work Order: 19C1576

Date Received: 3/29/2019

Field Sample #: MW-4R | Sampled: 3/28/2019 10:10

Sample ID: 19C1576-01

Sample Matrix: Ground Water

Metals Analyses (Total)

Analyte	Results	RL	Units	Dilution	Flag/Qual	Method	Date Prepared	Date/Time Analyzed	Analyst
Lead	ND	1.0	µg/L	1		SW-846 6020B	4/3/19	4/4/19 14:40	QNW

con-test® ANALYTICAL LABORATORY
39 Spruce Street * East Longmeadow, MA 01028 * FAX 413/525-6405 * TEL. 413/525-2332

Project Location: Simsbury, CT | Sample Description: | Work Order: 19C1576

Date Received: 3/29/2019

Field Sample #: MW-AIR-1 | Sampled: 3/28/2019 10:45

Sample ID: 19C1576-02

Sample Matrix: Ground Water

Semivolatile Organic Compounds by GC/MS

Analyte	Results	RL	Units	Dilution	Flag/Qual	Method	Date Prepared	Date/Time Analyzed	Analyst
Acenaphthene (SIM)	ND	0.29	µg/L	1		SW-846 8270D	4/2/19	4/4/19 21:10	CLA
Acenaphthylene (SIM)	ND	0.20	µg/L	1		SW-846 8270D	4/2/19	4/4/19 21:10	CLA
Anthracene (SIM)	ND	0.20	µg/L	1		SW-846 8270D	4/2/19	4/4/19 21:10	CLA
Benzo(a)anthracene (SIM)	ND	0.049	µg/L	1		SW-846 8270D	4/2/19	4/4/19 21:10	CLA
Benzo(a)pyrene (SIM)	ND	0.098	µg/L	1		SW-846 8270D	4/2/19	4/4/19 21:10	CLA
Benzo(b)fluoranthene (SIM)	ND	0.049	µg/L	1		SW-846 8270D	4/2/19	4/4/19 21:10	CLA
Benzo(g,h,i)perylene (SIM)	ND	0.49	µg/L	1		SW-846 8270D	4/2/19	4/4/19 21:10	CLA
Benzo(k)fluoranthene (SIM)	ND	0.20	µg/L	1		SW-846 8270D	4/2/19	4/4/19 21:10	CLA
Chrysene (SIM)	ND	0.20	µg/L	1		SW-846 8270D	4/2/19	4/4/19 21:10	CLA
Dibenz(a,h)anthracene (SIM)	ND	0.098	µg/L	1		SW-846 8270D	4/2/19	4/4/19 21:10	CLA
Fluoranthene (SIM)	ND	0.49	µg/L	1		SW-846 8270D	4/2/19	4/4/19 21:10	CLA
Fluorene (SIM)	ND	0.98	µg/L	1		SW-846 8270D	4/2/19	4/4/19 21:10	CLA
Indeno(1,2,3-cd)pyrene (SIM)	ND	0.098	µg/L	1		SW-846 8270D	4/2/19	4/4/19 21:10	CLA
2-Methylnaphthalene (SIM)	ND	0.98	µg/L	1		SW-846 8270D	4/2/19	4/4/19 21:10	CLA
Naphthalene (SIM)	ND	0.98	µg/L	1		SW-846 8270D	4/2/19	4/4/19 21:10	CLA
Phenanthrene (SIM)	ND	0.049	µg/L	1		SW-846 8270D	4/2/19	4/4/19 21:10	CLA
Pyrene (SIM)	ND	0.98	µg/L	1		SW-846 8270D	4/2/19	4/4/19 21:10	CLA

Surrogates	% Recovery	Recovery Limits	Flag/Qual	
Nitrobenzene-d5	71.9	30-130		4/4/19 21:10
2-Fluorobiphenyl	49.5	30-130		4/4/19 21:10
p-Terphenyl-d14	69.0	30-130		4/4/19 21:10

con-test® ANALYTICAL LABORATORY
39 Spruce Street * East Longmeadow, MA 01028 * FAX 413/525-6405 * TEL. 413/525-2332

Project Location: Simsbury, CT | Sample Description: | Work Order: 19C1576

Date Received: 3/29/2019

Field Sample #: CCA-1 | Sampled: 3/28/2019 11:45

Sample ID: 19C1576-03

Sample Matrix: Ground Water

Polychlorinated Biphenyls By GC/ECD

Analyte	Results	RL	Units	Dilution	Flag/Qual	Method	Date Prepared	Date/Time Analyzed	Analyst
Aroclor-1016 [1]	ND	0.29	µg/L	1		SW-846 8082A	4/4/19	4/4/19 16:53	JMB
Aroclor-1221 [1]	ND	0.29	µg/L	1		SW-846 8082A	4/4/19	4/4/19 16:53	JMB
Aroclor-1232 [1]	ND	0.29	µg/L	1		SW-846 8082A	4/4/19	4/4/19 16:53	JMB
Aroclor-1242 [1]	ND	0.29	µg/L	1		SW-846 8082A	4/4/19	4/4/19 16:53	JMB
Aroclor-1248 [1]	ND	0.29	µg/L	1		SW-846 8082A	4/4/19	4/4/19 16:53	JMB
Aroclor-1254 [1]	ND	0.29	µg/L	1		SW-846 8082A	4/4/19	4/4/19 16:53	JMB
Aroclor-1260 [1]	ND	0.29	µg/L	1		SW-846 8082A	4/4/19	4/4/19 16:53	JMB
Aroclor-1262 [1]	ND	0.29	µg/L	1		SW-846 8082A	4/4/19	4/4/19 16:53	JMB
Aroclor-1268 [1]	ND	0.29	µg/L	1		SW-846 8082A	4/4/19	4/4/19 16:53	JMB

Surrogates	% Recovery	Recovery Limits	Flag/Qual	
Decachlorobiphenyl [1]	61.5	30-150		4/4/19 16:53
Decachlorobiphenyl [2]	65.1	30-150		4/4/19 16:53
Tetrachloro-m-xylene [1]	63.7	30-150		4/4/19 16:53
Tetrachloro-m-xylene [2]	66.4	30-150		4/4/19 16:53

con-test® ANALYTICAL LABORATORY
39 Spruce Street * East Longmeadow, MA 01028 * FAX 413/525-6405 * TEL. 413/525-2332

Project Location: Simsbury, CT | Sample Description: | Work Order: 19C1576

Date Received: 3/29/2019

Field Sample #: Trip Blank | Sampled: 3/28/2019 00:00

Sample ID: 19C1576-04

Sample Matrix: Trip Blank Water

Volatile Organic Compounds by GC/MS

Analyte	Results	RL	Units	Dilution	Flag/Qual	Method	Date Prepared	Date/Time Analyzed	Analyst
Acetone	ND	10	µg/L	1		SW-846 8260C	4/1/19	4/1/19 14:08	EEH
Acrylonitrile	ND	2.0	µg/L	1		SW-846 8260C	4/1/19	4/1/19 14:08	EEH
Benzene	ND	0.50	µg/L	1		SW-846 8260C	4/1/19	4/1/19 14:08	EEH
Bromobenzene	ND	0.50	µg/L	1		SW-846 8260C	4/1/19	4/1/19 14:08	EEH
Bromodichloromethane	ND	0.50	µg/L	1		SW-846 8260C	4/1/19	4/1/19 14:08	EEH
Bromoform	ND	2.0	µg/L	1		SW-846 8260C	4/1/19	4/1/19 14:08	EEH
Bromomethane	ND	2.0	µg/L	1	L-03	SW-846 8260C	4/1/19	4/1/19 14:08	EEH
2-Butanone (MEK)	ND	5.0	µg/L	1		SW-846 8260C	4/1/19	4/1/19 14:08	EEH
n-Butylbenzene	ND	1.0	µg/L	1		SW-846 8260C	4/1/19	4/1/19 14:08	EEH
sec-Butylbenzene	ND	1.0	µg/L	1		SW-846 8260C	4/1/19	4/1/19 14:08	EEH
tert-Butylbenzene	ND	1.0	µg/L	1		SW-846 8260C	4/1/19	4/1/19 14:08	EEH
Carbon Disulfide	ND	5.0	µg/L	1		SW-846 8260C	4/1/19	4/1/19 14:08	EEH
Carbon Tetrachloride	ND	0.50	µg/L	1		SW-846 8260C	4/1/19	4/1/19 14:08	EEH
Chlorobenzene	ND	0.50	µg/L	1		SW-846 8260C	4/1/19	4/1/19 14:08	EEH
Chlorodibromomethane	ND	0.50	µg/L	1		SW-846 8260C	4/1/19	4/1/19 14:08	EEH
Chloroethane	ND	0.50	µg/L	1		SW-846 8260C	4/1/19	4/1/19 14:08	EEH
Chloroform	ND	0.50	µg/L	1		SW-846 8260C	4/1/19	4/1/19 14:08	EEH
Chloromethane	ND	0.60	µg/L	1	L-03	SW-846 8260C	4/1/19	4/1/19 14:08	EEH
2-Chlorotoluene	ND	0.50	µg/L	1		SW-846 8260C	4/1/19	4/1/19 14:08	EEH
4-Chlorotoluene	ND	0.50	µg/L	1		SW-846 8260C	4/1/19	4/1/19 14:08	EEH
1,2-Dibromo-3-chloropropane (DBCP)	ND	1.0	µg/L	1		SW-846 8260C	4/1/19	4/1/19 14:08	EEH
1,2-Dibromoethane (EDB)	ND	0.50	µg/L	1		SW-846 8260C	4/1/19	4/1/19 14:08	EEH
Dibromomethane	ND	0.50	µg/L	1		SW-846 8260C	4/1/19	4/1/19 14:08	EEH
1,2-Dichlorobenzene	ND	0.50	µg/L	1		SW-846 8260C	4/1/19	4/1/19 14:08	EEH
1,3-Dichlorobenzene	ND	0.50	µg/L	1		SW-846 8260C	4/1/19	4/1/19 14:08	EEH
1,4-Dichlorobenzene	ND	0.50	µg/L	1		SW-846 8260C	4/1/19	4/1/19 14:08	EEH
trans-1,4-Dichloro-2-butene	ND	2.0	µg/L	1		SW-846 8260C	4/1/19	4/1/19 14:08	EEH
Dichlorodifluoromethane (Freon 12)	ND	0.50	µg/L	1	L-03, V-05	SW-846 8260C	4/1/19	4/1/19 14:08	EEH
1,1-Dichloroethane	ND	0.50	µg/L	1		SW-846 8260C	4/1/19	4/1/19 14:08	EEH
1,2-Dichloroethane	ND	0.50	µg/L	1		SW-846 8260C	4/1/19	4/1/19 14:08	EEH
1,1-Dichloroethylene	ND	0.50	µg/L	1		SW-846 8260C	4/1/19	4/1/19 14:08	EEH
cis-1,2-Dichloroethylene	ND	0.50	µg/L	1		SW-846 8260C	4/1/19	4/1/19 14:08	EEH
trans-1,2-Dichloroethylene	ND	1.0	µg/L	1		SW-846 8260C	4/1/19	4/1/19 14:08	EEH
1,2-Dichloropropane	ND	0.50	µg/L	1		SW-846 8260C	4/1/19	4/1/19 14:08	EEH
1,3-Dichloropropane	ND	0.50	µg/L	1		SW-846 8260C	4/1/19	4/1/19 14:08	EEH
2,2-Dichloropropane	ND	0.50	µg/L	1		SW-846 8260C	4/1/19	4/1/19 14:08	EEH
1,1-Dichloropropene	ND	0.50	µg/L	1		SW-846 8260C	4/1/19	4/1/19 14:08	EEH
cis-1,3-Dichloropropene	ND	0.50	µg/L	1		SW-846 8260C	4/1/19	4/1/19 14:08	EEH
trans-1,3-Dichloropropene	ND	0.50	µg/L	1		SW-846 8260C	4/1/19	4/1/19 14:08	EEH
Ethylbenzene	ND	0.50	µg/L	1		SW-846 8260C	4/1/19	4/1/19 14:08	EEH
Hexachlorobutadiene	ND	0.60	µg/L	1		SW-846 8260C	4/1/19	4/1/19 14:08	EEH
2-Hexanone (MBK)	ND	5.0	µg/L	1		SW-846 8260C	4/1/19	4/1/19 14:08	EEH
Isopropylbenzene (Cumene)	ND	0.50	µg/L	1		SW-846 8260C	4/1/19	4/1/19 14:08	EEH
p-Isopropyltoluene (p-Cymene)	ND	0.50	µg/L	1		SW-846 8260C	4/1/19	4/1/19 14:08	EEH

con-test® ANALYTICAL LABORATORY
39 Spruce Street * East Longmeadow, MA 01028 * FAX 413/525-6405 * TEL. 413/525-2332

Project Location: Simsbury, CT | Sample Description: | Work Order: 19C1576

Date Received: 3/29/2019

Field Sample #: Trip Blank | Sampled: 3/28/2019 00:00

Sample ID: 19C1576-04

Sample Matrix: Trip Blank Water

Volatile Organic Compounds by GC/MS

Analyte	Results	RL	Units	Dilution	Flag/Qual	Method	Date Prepared	Date/Time Analyzed	Analyst
Methyl tert-Butyl Ether (MTBE)	ND	0.50	µg/L	1		SW-846 8260C	4/1/19	4/1/19 14:08	EEH
Methylene Chloride	ND	5.0	µg/L	1		SW-846 8260C	4/1/19	4/1/19 14:08	EEH
4-Methyl-2-pentanone (MIBK)	ND	5.0	µg/L	1		SW-846 8260C	4/1/19	4/1/19 14:08	EEH
Naphthalene	ND	2.0	µg/L	1		SW-846 8260C	4/1/19	4/1/19 14:08	EEH
n-Propylbenzene	ND	1.0	µg/L	1		SW-846 8260C	4/1/19	4/1/19 14:08	EEH
Styrene	ND	1.0	µg/L	1		SW-846 8260C	4/1/19	4/1/19 14:08	EEH
1,1,1,2-Tetrachloroethane	ND	0.50	µg/L	1		SW-846 8260C	4/1/19	4/1/19 14:08	EEH
1,1,2,2-Tetrachloroethane	ND	0.50	µg/L	1		SW-846 8260C	4/1/19	4/1/19 14:08	EEH
Tetrachloroethylene	ND	1.0	µg/L	1		SW-846 8260C	4/1/19	4/1/19 14:08	EEH
Tetrahydrofuran	ND	10	µg/L	1		SW-846 8260C	4/1/19	4/1/19 14:08	EEH
Toluene	ND	1.0	µg/L	1		SW-846 8260C	4/1/19	4/1/19 14:08	EEH
1,2,3-Trichlorobenzene	ND	5.0	µg/L	1		SW-846 8260C	4/1/19	4/1/19 14:08	EEH
1,2,4-Trichlorobenzene	ND	2.0	µg/L	1		SW-846 8260C	4/1/19	4/1/19 14:08	EEH
1,1,1-Trichloroethane	ND	0.50	µg/L	1		SW-846 8260C	4/1/19	4/1/19 14:08	EEH
1,1,2-Trichloroethane	ND	0.50	µg/L	1		SW-846 8260C	4/1/19	4/1/19 14:08	EEH
Trichloroethylene	ND	1.0	µg/L	1		SW-846 8260C	4/1/19	4/1/19 14:08	EEH
Trichlorofluoromethane (Freon 11)	ND	2.0	µg/L	1		SW-846 8260C	4/1/19	4/1/19 14:08	EEH
1,2,3-Trichloropropane	ND	0.50	µg/L	1		SW-846 8260C	4/1/19	4/1/19 14:08	EEH
1,1,2-Trichloro-1,2,2-trifluoroethane (Freon 113)	ND	0.50	µg/L	1		SW-846 8260C	4/1/19	4/1/19 14:08	EEH
1,2,4-Trimethylbenzene	ND	0.50	µg/L	1		SW-846 8260C	4/1/19	4/1/19 14:08	EEH
1,3,5-Trimethylbenzene	ND	0.50	µg/L	1		SW-846 8260C	4/1/19	4/1/19 14:08	EEH
Vinyl Chloride	ND	1.0	µg/L	1		SW-846 8260C	4/1/19	4/1/19 14:08	EEH
m+p Xylene	ND	2.0	µg/L	1		SW-846 8260C	4/1/19	4/1/19 14:08	EEH
o-Xylene	ND	1.0	µg/L	1		SW-846 8260C	4/1/19	4/1/19 14:08	EEH

Surrogates	% Recovery	Recovery Limits	Flag/Qual	
1,2-Dichloroethane-d4	87.9	70-130		4/1/19 14:08
Toluene-d8	99.3	70-130		4/1/19 14:08
4-Bromofluorobenzene	99.0	70-130		4/1/19 14:08

con-test® ANALYTICAL LABORATORY
39 Spruce Street * East Longmeadow, MA 01028 * FAX 413/525-6405 * TEL. 413/525-2332

Sample Extraction Data

Prep Method: SW-846 3510C-CTDEP ETPH

Lab Number [Field ID]	Batch	Initial [mL]	Final [mL]	Date
19C1576-01 [MW-4R]	B227292	1000	1.00	04/03/19

Prep Method: SW-846 3005A-SW-846 6020B

Lab Number [Field ID]	Batch	Initial [mL]	Final [mL]	Date
19C1576-01 [MW-4R]	B227365	50.0	50.0	04/03/19

Prep Method: SW-846 3510C-SW-846 8082A

Lab Number [Field ID]	Batch	Initial [mL]	Final [mL]	Date
19C1576-03 [CCA-1]	B227330	140	2.00	04/04/19

Prep Method: SW-846 5030B-SW-846 8260C

Lab Number [Field ID]	Batch	Initial [mL]	Final [mL]	Date
19C1576-01 [MW-4R]	B227120	5	5.00	04/01/19
19C1576-04 [Trip Blank]	B227120	5	5.00	04/01/19

Prep Method: SW-846 3510C-SW-846 8270D

Lab Number [Field ID]	Batch	Initial [mL]	Final [mL]	Date
19C1576-01 [MW-4R]	B227464	1060	1.00	04/02/19
19C1576-02 [MW-AIR-1]	B227464	1020	1.00	04/02/19

con-test® ANALYTICAL LABORATORY
39 Spruce Street * East Longmeadow, MA 01028 * FAX 413/525-6405 * TEL. 413/525-2332

QUALITY CONTROL

Volatile Organic Compounds by GC/MS - Quality Control

Analyte	Result	Reporting Limit	Units	Spike Level	Source Result	%REC	%REC Limits	RPD	RPD Limit	Notes
Batch B227120 - SW-846 5030B										
Blank (B227120-BLK1)				Prepared & Analyzed: 04/01/19						
Acetone	ND	10	µg/L							
Acrylonitrile	ND	2.0	µg/L							
Benzene	ND	0.50	µg/L							
Bromobenzene	ND	0.50	µg/L							
Bromodichloromethane	ND	0.50	µg/L							
Bromoform	ND	0.50	µg/L							
Bromomethane	ND	1.0	µg/L							L-03
2-Butanone (MEK)	ND	5.0	µg/L							
n-Butylbenzene	ND	1.0	µg/L							
sec-Butylbenzene	ND	1.0	µg/L							
tert-Butylbenzene	ND	1.0	µg/L							
Carbon Disulfide	ND	5.0	µg/L							
Carbon Tetrachloride	ND	0.50	µg/L							
Chlorobenzene	ND	0.50	µg/L							
Chlorodibromomethane	ND	0.50	µg/L							
Chloroethane	ND	0.50	µg/L							
Chloroform	ND	0.50	µg/L							
Chloromethane	ND	0.60	µg/L							L-03
2-Chlorotoluene	ND	0.50	µg/L							
4-Chlorotoluene	ND	0.50	µg/L							
1,2-Dibromo-3-chloropropane (DBCP)	ND	1.0	µg/L							
1,2-Dibromoethane (EDB)	ND	0.50	µg/L							
Dibromomethane	ND	0.50	µg/L							
1,2-Dichlorobenzene	ND	0.50	µg/L							
1,3-Dichlorobenzene	ND	0.50	µg/L							
1,4-Dichlorobenzene	ND	0.50	µg/L							
trans-1,4-Dichloro-2-butene	ND	2.0	µg/L							
Dichlorodifluoromethane (Freon 12)	ND	0.50	µg/L							L-03, V-05
1,1-Dichloroethane	ND	0.50	µg/L							
1,2-Dichloroethane	ND	0.50	µg/L							
1,1-Dichloroethylene	ND	0.50	µg/L							
cis-1,2-Dichloroethylene	ND	0.50	µg/L							
trans-1,2-Dichloroethylene	ND	1.0	µg/L							
1,2-Dichloropropane	ND	0.50	µg/L							
1,3-Dichloropropane	ND	0.50	µg/L							
2,2-Dichloropropane	ND	0.50	µg/L							
1,1-Dichloropropene	ND	0.50	µg/L							
cis-1,3-Dichloropropene	ND	0.50	µg/L							
trans-1,3-Dichloropropene	ND	0.50	µg/L							
Ethylbenzene	ND	0.50	µg/L							
Hexachlorobutadiene	ND	0.60	µg/L							
2-Hexanone (MBK)	ND	5.0	µg/L							
Isopropylbenzene (Cumene)	ND	0.50	µg/L							
p-Isopropyltoluene (p-Cymene)	ND	0.50	µg/L							
Methyl tert-Butyl Ether (MTBE)	ND	0.50	µg/L							
Methylene Chloride	ND	5.0	µg/L							
4-Methyl-2-pentanone (MIBK)	ND	5.0	µg/L							
Naphthalene	ND	2.0	µg/L							
n-Propylbenzene	ND	1.0	µg/L							
Styrene	ND	1.0	µg/L							
1,1,1,2-Tetrachloroethane	ND	0.50	µg/L							
1,1,2,2-Tetrachloroethane	ND	0.50	µg/L							

con-test® ANALYTICAL LABORATORY
39 Spruce Street * East Longmeadow, MA 01028 * FAX 413/525-6405 * TEL. 413/525-2332

QUALITY CONTROL

Volatile Organic Compounds by GC/MS - Quality Control

Analyte	Result	Reporting Limit	Units	Spike Level	Source Result	%REC		%REC Limits	RPD	RPD Limit	Notes
Batch B227120 - SW-846 5030B											
Blank (B227120-BLK1)				Prepared & Analyzed: 04/01/19							
Tetrachloroethylene	ND	1.0	µg/L								
Tetrahydrofuran	ND	10	µg/L								
Toluene	ND	1.0	µg/L								
1,2,3-Trichlorobenzene	ND	1.0	µg/L								
1,2,4-Trichlorobenzene	ND	0.50	µg/L								
1,1,1-Trichloroethane	ND	0.50	µg/L								
1,1,2-Trichloroethane	ND	0.50	µg/L								
Trichloroethylene	ND	1.0	µg/L								
Trichlorofluoromethane (Freon 11)	ND	2.0	µg/L								
1,2,3-Trichloropropane	ND	0.50	µg/L								
1,1,2-Trichloro-1,2,2-trifluoroethane (Freon 113)	ND	0.50	µg/L								
1,2,4-Trimethylbenzene	ND	0.50	µg/L								
1,3,5-Trimethylbenzene	ND	0.50	µg/L								
Vinyl Chloride	ND	1.0	µg/L								
m+p Xylene	ND	2.0	µg/L								
o-Xylene	ND	1.0	µg/L								
Surrogate: 1,2-Dichloroethane-d4	*22.2*		µg/L	25.0		88.7		70-130			
Surrogate: Toluene-d8	*24.5*		µg/L	25.0		98.2		70-130			
Surrogate: 4-Bromofluorobenzene	*24.8*		µg/L	25.0		99.3		70-130			
LCS (B227120-BS1)				Prepared & Analyzed: 04/01/19							
Acetone	97.8	10	µg/L	100		97.8		70-130			
Acrylonitrile	11.1	2.0	µg/L	10.0		111		70-130			
Benzene	8.62	0.50	µg/L	10.0		86.2		70-130			
Bromobenzene	10.8	0.50	µg/L	10.0		108		70-130			
Bromodichloromethane	9.23	0.50	µg/L	10.0		92.3		70-130			
Bromoform	11.3	0.50	µg/L	10.0		113		70-130			
Bromomethane	5.55	1.0	µg/L	10.0		**55.5**	*	70-130			L-03
2-Butanone (MEK)	77.5	5.0	µg/L	100		77.5		70-130			
n-Butylbenzene	9.90	1.0	µg/L	10.0		99.0		70-130			
sec-Butylbenzene	10.3	1.0	µg/L	10.0		103		70-130			
tert-Butylbenzene	10.0	1.0	µg/L	10.0		100		70-130			
Carbon Disulfide	11.2	5.0	µg/L	10.0		112		70-130			
Carbon Tetrachloride	8.24	0.50	µg/L	10.0		82.4		70-130			
Chlorobenzene	11.3	0.50	µg/L	10.0		113		70-130			
Chlorodibromomethane	10.5	0.50	µg/L	10.0		105		70-130			
Chloroethane	9.79	0.50	µg/L	10.0		97.9		70-130			
Chloroform	8.69	0.50	µg/L	10.0		86.9		70-130			
Chloromethane	6.61	0.60	µg/L	10.0		**66.1**	*	70-130			L-03
2-Chlorotoluene	10.3	0.50	µg/L	10.0		103		70-130			
4-Chlorotoluene	11.0	0.50	µg/L	10.0		110		70-130			
1,2-Dibromo-3-chloropropane (DBCP)	8.94	1.0	µg/L	10.0		89.4		70-130			
1,2-Dibromoethane (EDB)	10.2	0.50	µg/L	10.0		102		70-130			
Dibromomethane	10.2	0.50	µg/L	10.0		102		70-130			
1,2-Dichlorobenzene	11.1	0.50	µg/L	10.0		111		70-130			
1,3-Dichlorobenzene	11.1	0.50	µg/L	10.0		111		70-130			
1,4-Dichlorobenzene	10.9	0.50	µg/L	10.0		109		70-130			
trans-1,4-Dichloro-2-butene	8.81	2.0	µg/L	10.0		88.1		70-130			
Dichlorodifluoromethane (Freon 12)	6.39	0.50	µg/L	10.0		**63.9**	*	70-130			L-03, V-05
1,1-Dichloroethane	8.65	0.50	µg/L	10.0		86.5		70-130			
1,2-Dichloroethane	8.06	0.50	µg/L	10.0		80.6		70-130			
1,1-Dichloroethylene	9.54	0.50	µg/L	10.0		95.4		70-130			

con-test® ANALYTICAL LABORATORY
39 Spruce Street * East Longmeadow, MA 01028 * FAX 413/525-6405 * TEL. 413/525-2332

QUALITY CONTROL

Volatile Organic Compounds by GC/MS - Quality Control

Analyte	Result	Reporting Limit	Units	Spike Level	Source Result	%REC	%REC Limits	RPD	RPD Limit	Notes
Batch B227120 - SW-846 5030B										
LCS (B227120-BS1)				Prepared & Analyzed: 04/01/19						
cis-1,2-Dichloroethylene	8.84	0.50	µg/L	10.0		88.4	70-130			
trans-1,2-Dichloroethylene	8.75	1.0	µg/L	10.0		87.5	70-130			
1,2-Dichloropropane	8.99	0.50	µg/L	10.0		89.9	70-130			
1,3-Dichloropropane	9.69	0.50	µg/L	10.0		96.9	70-130			
2,2-Dichloropropane	8.20	0.50	µg/L	10.0		82.0	70-130			
1,1-Dichloropropene	8.09	0.50	µg/L	10.0		80.9	70-130			
cis-1,3-Dichloropropene	10.4	0.50	µg/L	10.0		104	70-130			
trans-1,3-Dichloropropene	10.8	0.50	µg/L	10.0		108	70-130			
Ethylbenzene	10.2	0.50	µg/L	10.0		102	70-130			
Hexachlorobutadiene	12.0	0.60	µg/L	10.0		120	70-130			V-20, V-36
2-Hexanone (MBK)	89.4	5.0	µg/L	100		89.4	70-130			
Isopropylbenzene (Cumene)	10.6	0.50	µg/L	10.0		106	70-130			
p-Isopropyltoluene (p-Cymene)	10.4	0.50	µg/L	10.0		104	70-130			
Methyl tert-Butyl Ether (MTBE)	9.84	0.50	µg/L	10.0		98.4	70-130			
Methylene Chloride	10.3	5.0	µg/L	10.0		103	70-130			
4-Methyl-2-pentanone (MIBK)	90.2	5.0	µg/L	100		90.2	70-130			
Naphthalene	10.5	2.0	µg/L	10.0		105	70-130			
n-Propylbenzene	10.4	1.0	µg/L	10.0		104	70-130			
Styrene	11.9	1.0	µg/L	10.0		119	70-130			
1,1,1,2-Tetrachloroethane	11.7	0.50	µg/L	10.0		117	70-130			
1,1,2,2-Tetrachloroethane	11.7	0.50	µg/L	10.0		117	70-130			
Tetrachloroethylene	9.69	1.0	µg/L	10.0		96.9	70-130			
Tetrahydrofuran	9.04	10	µg/L	10.0		90.4	70-130			
Toluene	9.35	1.0	µg/L	10.0		93.5	70-130			
1,2,3-Trichlorobenzene	12.4	1.0	µg/L	10.0		124	70-130			
1,2,4-Trichlorobenzene	10.6	0.50	µg/L	10.0		106	70-130			
1,1,1-Trichloroethane	8.14	0.50	µg/L	10.0		81.4	70-130			
1,1,2-Trichloroethane	10.4	0.50	µg/L	10.0		104	70-130			
Trichloroethylene	8.96	1.0	µg/L	10.0		89.6	70-130			
Trichlorofluoromethane (Freon 11)	8.04	2.0	µg/L	10.0		80.4	70-130			
1,2,3-Trichloropropane	10.9	0.50	µg/L	10.0		109	70-130			
1,1,2-Trichloro-1,2,2-trifluoroethane (Freon 113)	9.30	0.50	µg/L	10.0		93.0	70-130			
1,2,4-Trimethylbenzene	10.3	0.50	µg/L	10.0		103	70-130			
1,3,5-Trimethylbenzene	10.8	0.50	µg/L	10.0		108	70-130			
Vinyl Chloride	9.53	1.0	µg/L	10.0		95.3	70-130			
m+p Xylene	20.8	2.0	µg/L	20.0		104	70-130			
o-Xylene	11.0	1.0	µg/L	10.0		110	70-130			
Surrogate: 1,2-Dichloroethane-d4	*22.5*		µg/L	25.0		90.1	70-130			
Surrogate: Toluene-d8	*24.5*		µg/L	25.0		98.0	70-130			
Surrogate: 4-Bromofluorobenzene	*26.2*		µg/L	25.0		105	70-130			

con-test® ANALYTICAL LABORATORY
39 Spruce Street * East Longmeadow, MA 01028 * FAX 413/525-6405 * TEL. 413/525-2332

QUALITY CONTROL

Semivolatile Organic Compounds by GC/MS - Quality Control

Analyte	Result	Reporting Limit	Units	Spike Level	Source Result	%REC	%REC Limits	RPD	RPD Limit	Notes
Batch B227464 - SW-846 3510C										
Blank (B227464-BLK1)				Prepared: 04/02/19 Analyzed: 04/04/19						
Acenaphthene (SIM)	ND	0.30	µg/L							
Acenaphthylene (SIM)	ND	0.20	µg/L							
Anthracene (SIM)	ND	0.20	µg/L							
Benzo(a)anthracene (SIM)	ND	0.050	µg/L							
Benzo(a)pyrene (SIM)	ND	0.10	µg/L							
Benzo(b)fluoranthene (SIM)	ND	0.050	µg/L							
Benzo(g,h,i)perylene (SIM)	ND	0.50	µg/L							
Benzo(k)fluoranthene (SIM)	ND	0.20	µg/L							
Chrysene (SIM)	ND	0.20	µg/L							
Dibenz(a,h)anthracene (SIM)	ND	0.10	µg/L							
Fluoranthene (SIM)	ND	0.50	µg/L							
Fluorene (SIM)	ND	1.0	µg/L							
Indeno(1,2,3-cd)pyrene (SIM)	ND	0.10	µg/L							
2-Methylnaphthalene (SIM)	ND	1.0	µg/L							
Naphthalene (SIM)	ND	1.0	µg/L							
Phenanthrene (SIM)	ND	0.050	µg/L							
Pyrene (SIM)	ND	1.0	µg/L							
Surrogate: Nitrobenzene-d5	*69.9*		µg/L	100		69.9	30-130			
Surrogate: Nitrobenzene-d5 (SIM)	*65.1*		µg/L	100		65.1	30-130			
Surrogate: 2-Fluorobiphenyl	*49.3*		µg/L	100		49.3	30-130			
Surrogate: 2-Fluorobiphenyl (SIM)	*48.9*		µg/L	100		48.9	30-130			
Surrogate: p-Terphenyl-d14	*69.8*		µg/L	100		69.8	30-130			
Surrogate: p-Terphenyl-d14 (SIM)	*54.3*		µg/L	100		54.3	30-130			
LCS (B227464-BS1)				Prepared: 04/02/19 Analyzed: 04/04/19						
Acenaphthene (SIM)	38.3	6.0	µg/L	50.0		76.6	40-140			
Acenaphthylene (SIM)	38.3	4.0	µg/L	50.0		76.6	40-140			
Anthracene (SIM)	38.0	4.0	µg/L	50.0		75.9	40-140			
Benzo(a)anthracene (SIM)	36.1	1.0	µg/L	50.0		72.3	40-140			
Benzo(a)pyrene (SIM)	41.4	2.0	µg/L	50.0		82.8	40-140			
Benzo(b)fluoranthene (SIM)	41.2	1.0	µg/L	50.0		82.4	40-140			
Benzo(g,h,i)perylene (SIM)	39.8	10	µg/L	50.0		79.6	40-140			
Benzo(k)fluoranthene (SIM)	40.1	4.0	µg/L	50.0		80.2	40-140			
Chrysene (SIM)	37.9	4.0	µg/L	50.0		75.8	40-140			
Dibenz(a,h)anthracene (SIM)	40.7	2.0	µg/L	50.0		81.4	40-140			
Fluoranthene (SIM)	36.1	10	µg/L	50.0		72.1	40-140			
Fluorene (SIM)	39.2	20	µg/L	50.0		78.4	40-140			
Indeno(1,2,3-cd)pyrene (SIM)	44.2	2.0	µg/L	50.0		88.4	40-140			
2-Methylnaphthalene (SIM)	38.4	20	µg/L	50.0		76.9	40-140			
Naphthalene (SIM)	35.0	20	µg/L	50.0		70.0	40-140			
Phenanthrene (SIM)	36.8	1.0	µg/L	50.0		73.7	40-140			
Pyrene (SIM)	38.5	20	µg/L	50.0		77.0	40-140			
Surrogate: Nitrobenzene-d5	*80.0*		µg/L	100		80.0	30-130			
Surrogate: Nitrobenzene-d5 (SIM)	*75.1*		µg/L	100		75.1	30-130			
Surrogate: 2-Fluorobiphenyl	*61.2*		µg/L	100		61.2	30-130			
Surrogate: 2-Fluorobiphenyl (SIM)	*64.4*		µg/L	100		64.4	30-130			
Surrogate: p-Terphenyl-d14	*70.1*		µg/L	100		70.1	30-130			
Surrogate: p-Terphenyl-d14 (SIM)	*71.0*		µg/L	100		71.0	30-130			

con-test® ANALYTICAL LABORATORY
39 Spruce Street * East Longmeadow, MA 01028 * FAX 413/525-6405 * TEL. 413/525-2332

QUALITY CONTROL

Semivolatile Organic Compounds by GC/MS - Quality Control

Analyte	Result	Reporting Limit	Units	Spike Level	Source Result	%REC	%REC Limits	RPD	RPD Limit	Notes
Batch B227464 - SW-846 3510C										
LCS Dup (B227464-BSD1)				Prepared: 04/02/19 Analyzed: 04/04/19						
Acenaphthene (SIM)	35.9	6.0	µg/L	50.0		71.9	40-140	6.31	20	
Acenaphthylene (SIM)	36.1	4.0	µg/L	50.0		72.2	40-140	5.91	20	
Anthracene (SIM)	36.3	4.0	µg/L	50.0		72.6	40-140	4.53	20	
Benzo(a)anthracene (SIM)	34.3	1.0	µg/L	50.0		68.5	40-140	5.34	20	
Benzo(a)pyrene (SIM)	39.0	2.0	µg/L	50.0		78.0	40-140	5.92	20	
Benzo(b)fluoranthene (SIM)	38.7	1.0	µg/L	50.0		77.4	40-140	6.16	20	
Benzo(g,h,i)perylene (SIM)	37.2	10	µg/L	50.0		74.5	40-140	6.60	20	
Benzo(k)fluoranthene (SIM)	38.1	4.0	µg/L	50.0		76.2	40-140	5.01	20	
Chrysene (SIM)	35.7	4.0	µg/L	50.0		71.5	40-140	5.81	20	
Dibenz(a,h)anthracene (SIM)	38.1	2.0	µg/L	50.0		76.1	40-140	6.65	20	
Fluoranthene (SIM)	34.4	10	µg/L	50.0		68.9	40-140	4.60	20	
Fluorene (SIM)	36.9	20	µg/L	50.0		73.7	40-140	6.15	20	
Indeno(1,2,3-cd)pyrene (SIM)	41.4	2.0	µg/L	50.0		82.7	40-140	6.59	20	‡
2-Methylnaphthalene (SIM)	36.4	20	µg/L	50.0		72.7	40-140	5.56	20	
Naphthalene (SIM)	33.0	20	µg/L	50.0		66.0	40-140	5.88	20	
Phenanthrene (SIM)	35.2	1.0	µg/L	50.0		70.4	40-140	4.50	20	
Pyrene (SIM)	36.7	20	µg/L	50.0		73.3	40-140	4.95	20	
Surrogate: Nitrobenzene-d5	*75.8*		µg/L	100		75.8	30-130			
Surrogate: Nitrobenzene-d5 (SIM)	*70.9*		µg/L	100		70.9	30-130			
Surrogate: 2-Fluorobiphenyl	*57.5*		µg/L	100		57.5	30-130			
Surrogate: p-Terphenyl-d14	*64.7*		µg/L	100		64.7	30-130			

con-test® ANALYTICAL LABORATORY
39 Spruce Street * East Longmeadow, MA 01028 * FAX 413/525-6405 * TEL. 413/525-2332

QUALITY CONTROL

Polychlorinated Biphenyls By GC/ECD - Quality Control

Analyte	Result	Reporting Limit	Units	Spike Level	Source Result	%REC	%REC Limits	RPD	RPD Limit	Notes
Batch B227330 - SW-846 3510C										
Blank (B227330-BLK1)				Prepared & Analyzed: 04/04/19						
Aroclor-1016	ND	0.10	µg/L							
Aroclor-1016 [2C]	ND	0.10	µg/L							
Aroclor-1221	ND	0.10	µg/L							
Aroclor-1221 [2C]	ND	0.10	µg/L							
Aroclor-1232	ND	0.10	µg/L							
Aroclor-1232 [2C]	ND	0.10	µg/L							
Aroclor-1242	ND	0.10	µg/L							
Aroclor-1242 [2C]	ND	0.10	µg/L							
Aroclor-1248	ND	0.10	µg/L							
Aroclor-1248 [2C]	ND	0.10	µg/L							
Aroclor-1254	ND	0.10	µg/L							
Aroclor-1254 [2C]	ND	0.10	µg/L							
Aroclor-1260	ND	0.10	µg/L							
Aroclor-1260 [2C]	ND	0.10	µg/L							
Aroclor-1262	ND	0.10	µg/L							
Aroclor-1262 [2C]	ND	0.10	µg/L							
Aroclor-1268	ND	0.10	µg/L							
Aroclor-1268 [2C]	ND	0.10	µg/L							
Surrogate: Decachlorobiphenyl	*0.892*		µg/L	2.00		44.6	30-150			
Surrogate: Decachlorobiphenyl [2C]	*0.920*		µg/L	2.00		46.0	30-150			
Surrogate: Tetrachloro-m-xylene	*0.850*		µg/L	2.00		42.5	30-150			
Surrogate: Tetrachloro-m-xylene [2C]	*0.885*		µg/L	2.00		44.2	30-150			
LCS (B227330-BS1)				Prepared & Analyzed: 04/04/19						
Aroclor-1016	0.26	0.20	µg/L	0.500		52.6	40-140			
Aroclor-1016 [2C]	0.29	0.20	µg/L	0.500		57.4	40-140			
Aroclor-1260	0.24	0.20	µg/L	0.500		47.7	40-140			
Aroclor-1260 [2C]	0.26	0.20	µg/L	0.500		51.7	40-140			
Surrogate: Decachlorobiphenyl	*0.971*		µg/L	2.00		48.5	30-150			
Surrogate: Decachlorobiphenyl [2C]	*1.01*		µg/L	2.00		50.6	30-150			
Surrogate: Tetrachloro-m-xylene	*0.943*		µg/L	2.00		47.1	30-150			
Surrogate: Tetrachloro-m-xylene [2C]	*0.982*		µg/L	2.00		49.1	30-150			
LCS Dup (B227330-BSD1)				Prepared & Analyzed: 04/04/19						
Aroclor-1016	0.26	0.20	µg/L	0.500		52.4	40-140	0.415	20	
Aroclor-1016 [2C]	0.28	0.20	µg/L	0.500		56.8	40-140	1.13	20	
Aroclor-1260	0.24	0.20	µg/L	0.500		47.7	40-140	0.0419	20	
Aroclor-1260 [2C]	0.25	0.20	µg/L	0.500		50.7	40-140	1.91	20	
Surrogate: Decachlorobiphenyl	*1.01*		µg/L	2.00		50.7	30-150			
Surrogate: Decachlorobiphenyl [2C]	*1.06*		µg/L	2.00		52.9	30-150			
Surrogate: Tetrachloro-m-xylene	*1.06*		µg/L	2.00		53.0	30-150			
Surrogate: Tetrachloro-m-xylene [2C]	*1.10*		µg/L	2.00		55.0	30-150			

con-test® ANALYTICAL LABORATORY
39 Spruce Street * East Longmeadow, MA 01028 * FAX 413/525-6405 * TEL. 413/525-2332

QUALITY CONTROL

Petroleum Hydrocarbons Analyses - Quality Control

Analyte	Result	Reporting Limit	Units	Spike Level	Source Result	%REC	%REC Limits	RPD	RPD Limit	Notes
Batch B227292 - SW-846 3510C										
Blank (B227292-BLK1)				Prepared & Analyzed: 04/03/19						
CT ETPH	ND	0.15	mg/L							
Surrogate: 2-Fluorobiphenyl	*0.0692*		mg/L	0.100		69.2	50-150			
LCS (B227292-BS1)				Prepared & Analyzed: 04/03/19						
CT ETPH	0.630	0.15	mg/L	1.00		63.0	60-120			
Surrogate: 2-Fluorobiphenyl	*0.0715*		mg/L	0.100		71.5	50-150			
LCS Dup (B227292-BSD1)				Prepared & Analyzed: 04/03/19						
CT ETPH	0.694	0.15	mg/L	1.00		69.4	60-120	9.70	30	
Surrogate: 2-Fluorobiphenyl	*0.0758*		mg/L	0.100		75.8	50-150			

con-test® ANALYTICAL LABORATORY
39 Spruce Street * East Longmeadow, MA 01028 * FAX 413/525-6405 * TEL. 413/525-2332

QUALITY CONTROL

Metals Analyses (Total) - Quality Control

Analyte	Result	Reporting Limit	Units	Spike Level	Source Result	%REC	%REC Limits	RPD	RPD Limit	Notes
Batch B227365 - SW-846 3005A										
Blank (B227365-BLK1)				Prepared: 04/03/19 Analyzed: 04/04/19						
Lead	ND	1.0	µg/L							
LCS (B227365-BS1)				Prepared: 04/03/19 Analyzed: 04/04/19						
Lead	520	10	µg/L	500		104	80-120			
LCS Dup (B227365-BSD1)				Prepared: 04/03/19 Analyzed: 04/04/19						
Lead	537	10	µg/L	500		107	80-120	3.22	20	

con-test® ANALYTICAL LABORATORY
39 Spruce Street * East Longmeadow, MA 01028 * FAX 413/525-6405 * TEL. 413/525-2332

IDENTIFICATION SUMMARY FOR SINGLE COMPONENT ANALYTES

SW-846 8082A

LCS

Lab Sample ID: B227330-BS1 Date(s) Analyzed: 04/04/2019 04/04/2019

Instrument ID (1): ECD10 Instrument ID (2): ECD10

GC Column (1): ID: (mm) GC Column (2): ID: (mm)

ANALYTE	COL	RT	RT WINDOW		CONCENTRATION	%RPD
			FROM	TO		
Aroclor-1016	1	0.000	0.000	0.000	0.26	
	2	0.000	0.000	0.000	0.29	10.9
Aroclor-1260	1	0.000	0.000	0.000	0.24	
	2	0.000	0.000	0.000	0.26	8.0

con-test® ANALYTICAL LABORATORY
39 Spruce Street * East Longmeadow, MA 01028 * FAX 413/525-6405 * TEL. 413/525-2332

IDENTIFICATION SUMMARY FOR SINGLE COMPONENT ANALYTES

SW-846 8082A

LCS Dup

Lab Sample ID: B227330-BSD1 Date(s) Analyzed: 04/04/2019 04/04/2019

Instrument ID (1): ECD10 Instrument ID (2): ECD10

GC Column (1): ID: (mm) GC Column (2): ID: (mm)

ANALYTE	COL	RT	RT WINDOW		CONCENTRATION	%RPD
			FROM	TO		
Aroclor-1016	1	0.000	0.000	0.000	0.26	
	2	0.000	0.000	0.000	0.28	7.4
Aroclor-1260	1	0.000	0.000	0.000	0.24	
	2	0.000	0.000	0.000	0.25	4.1

con-test® ANALYTICAL LABORATORY
39 Spruce Street * East Longmeadow, MA 01028 * FAX 413/525-6405 * TEL. 413/525-2332

FLAG/QUALIFIER SUMMARY

*	QC result is outside of established limits.
†	Wide recovery limits established for difficult compound.
‡	Wide RPD limits established for difficult compound.
#	Data exceeded client recommended or regulatory level
ND	Not Detected
RL	Reporting Limit is at the level of quantitation (LOQ)
DL	Detection Limit is the lower limit of detection determined by the MDL study
MCL	Maximum Contaminant Level
	Percent recoveries and relative percent differences (RPDs) are determined by the software using values in the calculation which have not been rounded.
	No results have been blank subtracted unless specified in the case narrative section.
L-03	Laboratory fortified blank/laboratory control sample recovery is outside of control limits. Reported value for this compound is likely to be biased on the low side.
V-05	Continuing calibration verification (CCV) did not meet method specifications and was biased on the low side for this compound.
V-20	Continuing calibration verification (CCV) did not meet method specifications and was biased on the high side. Data validation is not affected since sample result was "not detected" for this compound.
V-36	Initial calibration verification (ICV) did not meet method specifications and was biased on the high side. Data validation is not affected since sample result was "not detected" for this compound.

con-test® ANALYTICAL LABORATORY
39 Spruce Street * East Longmeadow, MA 01028 * FAX 413/525-6405 * TEL. 413/525-2332

CERTIFICATIONS

Certified Analyses included in this Report

Analyte	Certifications
CTDEP ETPH in Water	
CT ETPH	CT
SW-846 6020B in Water	
Lead	CT,NH,NY,ME,VA,NC
SW-846 8082A in Water	
Aroclor-1016	CT,NH,NY,NC,ME,VA
Aroclor-1016 [2C]	CT,NH,NY,NC,ME,VA
Aroclor-1221	CT,NH,NY,NC,ME,VA
Aroclor-1221 [2C]	CT,NH,NY,NC,ME,VA
Aroclor-1232	CT,NH,NY,NC,ME,VA
Aroclor-1232 [2C]	CT,NH,NY,NC,ME,VA
Aroclor-1242	CT,NH,NY,NC,ME,VA
Aroclor-1242 [2C]	CT,NH,NY,NC,ME,VA
Aroclor-1248	CT,NH,NY,NC,ME,VA
Aroclor-1248 [2C]	CT,NH,NY,NC,ME,VA
Aroclor-1254	CT,NH,NY,NC,ME,VA
Aroclor-1254 [2C]	CT,NH,NY,NC,ME,VA
Aroclor-1260	CT,NH,NY,NC,ME,VA
Aroclor-1260 [2C]	CT,NH,NY,NC,ME,VA
Aroclor-1262	NH,NY,NC,ME,VA
Aroclor-1262 [2C]	NH,NY,NC,ME,VA
Aroclor-1268	NH,NY,NC,ME,VA
Aroclor-1268 [2C]	NH,NY,NC,ME,VA
SW-846 8260C in Water	
Acetone	CT,NH,NY,ME
Acrylonitrile	CT,NY,ME
Benzene	CT,NH,NY,ME
Bromobenzene	NY
Bromodichloromethane	CT,NH,NY,ME
Bromoform	CT,NH,NY,ME
Bromomethane	CT,NH,NY,ME
2-Butanone (MEK)	CT,NH,NY,ME
n-Butylbenzene	NY,ME
sec-Butylbenzene	NY,ME
tert-Butylbenzene	NY,ME
Carbon Disulfide	CT,NH,NY,ME
Carbon Tetrachloride	CT,NH,NY,ME
Chlorobenzene	CT,NH,NY,ME
Chlorodibromomethane	CT,NH,NY,ME
Chloroethane	CT,NH,NY,ME
Chloroform	CT,NH,NY,ME
Chloromethane	CT,NH,NY,ME
2-Chlorotoluene	NY,ME
4-Chlorotoluene	NY,ME
1,2-Dibromo-3-chloropropane (DBCP)	NY
1,2-Dibromoethane (EDB)	NY
Dibromomethane	NH,NY,ME

con-test® ANALYTICAL LABORATORY
39 Spruce Street * East Longmeadow, MA 01028 * FAX 413/525-6405 * TEL. 413/525-2332

CERTIFICATIONS

Certified Analyses included in this Report

Analyte	Certifications
SW-846 8260C in Water	
1,2-Dichlorobenzene	CT,NY,ME
1,3-Dichlorobenzene	CT,NH,NY,ME
1,4-Dichlorobenzene	CT,NH,NY,ME
trans-1,4-Dichloro-2-butene	NH,NY,ME
Dichlorodifluoromethane (Freon 12)	NH,NY,ME
1,1-Dichloroethane	CT,NH,NY,ME
1,2-Dichloroethane	CT,NH,NY,ME
1,1-Dichloroethylene	CT,NH,NY,ME
cis-1,2-Dichloroethylene	NY,ME
trans-1,2-Dichloroethylene	CT,NH,NY,ME
1,2-Dichloropropane	CT,NH,NY,ME
1,3-Dichloropropane	NY,ME
2,2-Dichloropropane	NH,NY,ME
1,1-Dichloropropene	NH,NY,ME
cis-1,3-Dichloropropene	CT,NH,NY,ME
trans-1,3-Dichloropropene	CT,NH,NY,ME
Ethylbenzene	CT,NH,NY,ME
Hexachlorobutadiene	CT,NH,NY,ME
2-Hexanone (MBK)	CT,NH,NY,ME
Isopropylbenzene (Cumene)	NY,ME
p-Isopropyltoluene (p-Cymene)	CT,NH,NY,ME
Methyl tert-Butyl Ether (MTBE)	CT,NH,NY,ME
Methylene Chloride	CT,NH,NY,ME
4-Methyl-2-pentanone (MIBK)	CT,NH,NY,ME
Naphthalene	NH,NY,ME
n-Propylbenzene	CT,NH,NY,ME
Styrene	CT,NH,NY,ME
1,1,1,2-Tetrachloroethane	CT,NH,NY,ME
1,1,2,2-Tetrachloroethane	CT,NH,NY,ME
Tetrachloroethylene	CT,NH,NY,ME
Toluene	CT,NH,NY,ME
1,2,3-Trichlorobenzene	NH,NY,ME
1,2,4-Trichlorobenzene	CT,NH,NY,ME
1,1,1-Trichloroethane	CT,NH,NY,ME
1,1,2-Trichloroethane	CT,NH,NY,ME
Trichloroethylene	CT,NH,NY,ME
Trichlorofluoromethane (Freon 11)	CT,NH,NY,ME
1,2,3-Trichloropropane	NH,NY,ME
1,1,2-Trichloro-1,2,2-trifluoroethane (Freon 113)	NY
1,2,4-Trimethylbenzene	NY,ME
1,3,5-Trimethylbenzene	NY,ME
Vinyl Chloride	CT,NH,NY,ME
m+p Xylene	NH,NY,ME
o-Xylene	NH,NY,ME

con-test® ANALYTICAL LABORATORY
39 Spruce Street * East Longmeadow, MA 01028 * FAX 413/525-6405 * TEL. 413/525-2332

The CON-TEST Environmental Laboratory operates under the following certifications and accreditations:

Code	Description	Number	Expires
AIHA	AIHA-LAP, LLC - ISO17025:2005	100033	03/1/2020
MA	Massachusetts DEP	M-MA100	06/30/2019
CT	Connecticut Department of Publilc Health	PH-0567	09/30/2019
NY	New York State Department of Health	10899 NELAP	04/1/2020
NH-S	New Hampshire Environmental Lab	2516 NELAP	02/5/2020
RI	Rhode Island Department of Health	LAO00112	12/30/2019
NC	North Carolina Div. of Water Quality	652	12/31/2019
NJ	New Jersey DEP	MA007 NELAP	06/30/2019
FL	Florida Department of Health	E871027 NELAP	06/30/2019
VT	Vermont Department of Health Lead Laboratory	LL015036	07/30/2019
ME	State of Maine	2011028	06/9/2019
VA	Commonwealth of Virginia	460217	12/14/2019
NH-P	New Hampshire Environmental Lab	2557 NELAP	09/6/2019
VT-DW	Vermont Department of Health Drinking Water	VT-255716	06/12/2019
NC-DW	North Carolina Department of Health	25703	07/31/2019

MEK 1aC1576

con-test ANALYTICAL LABORATORY
Phone: 413-525-2332
Fax: 413-525-6405
Email: info@contestlabs.com

http://www.contestlabs.com Doc # 381 Rev 0 5 8 2015

CHAIN OF CUSTODY RECORD

39 Spruce Street
East Longmeadow, MA 01028

Page 1 of 1

Company Name:	Weston & Sampson - (for Eversource Energy)
Address:	273 Dividend Road, Rocky Hill, CT 06067
Phone:	(860) 513-1473
Project Name:	Simsbury AWC
Project Location:	Simsbury, CT
Project Number:	Client PO = 10227659
Project Manager:	Jeff Willson
Con-Test Bid:	n/a
Invoice Recipient:	Weston & Sampson (Jeff Willson)
Sampled By:	Will Sirotnak

Requested Turnaround Time
7-Day ☐ 10-Day ☐
Other: ☐ 5-7 Bus. Days ☑

Rush-Approval Required
1-Day ☐ 3-Day ☐
2-Day ☐ 4-Day ☐

Data Delivery
Format: PDF ☑ EXCEL ☑
Other:
Enhanced Data Package Required: ☐
Email To: yellenl@wseinc.com
Fax To #: willsonj@wseinc.com

Con-Test Work Order#	Client Sample ID / Description	Beginning Date/Time	Ending Date/Time	Composite	Grab	Matrix Code	Conc Code	VOCs (8260)	PCBs	CT ETPH	PAHs *1	Total RCRA 8 Metals	Total Lead
1	MW-4R	3/28/19	1010		X	GW	U	[redacted]		X	X		X
2	MW-AIR-1	↓	1045		↓	↓	↓	[redacted]		[redacted]	X		
3	CCA-1		1145						X				
4	TRIP BLANK	↓	-		↓	↓	↓	X					

PCP does not need to be reported per Laura Y -MEK 4/2/19

Comments: (1) Please bill Weston & Sampson directly, using Eversource rates.
PAH For Sample AIR-1 Just run PAHs by Sim
*1 - Run all [redacted] samples using SIM method at low detection limits

Please use the following codes to indicate possible sample concentration within the Conc Code column above:
H - High; M - Medium; L - Low; C - Clean; U - Unknown

Relinquished by: (signature)	Date/Time:
Received by: (signature)	Date/Time: 3/29/19 11:35
Relinquished by: (signature)	Date/Time: 3/29/19 16:00
Received by: (signature)	Date/Time: 3/30/19 1600
Relinquished by: (signature)	Date/Time:
Received by: (signature)	Date/Time:

Detection Limit Requirements
MA
CT CTDEEP RSRs (includes RES DEC & GA PMC)
Other

Program Information
○ MCP Analytical Certification Form Required
● RCP Analysis Certification Form Required
○ MA State DW Form Required
PWSID # _____
NELAC and AIHA-LAP, LLC Accredited

TURNAROUND TIME (BUSINESS DAYS) STARTS AT 9:00 AM THE DAY AFTER SAMPLE RECEIPT UNLESS THERE ARE QUESTIONS ON THIS CHAIN. IF THIS FORM IS NOT FILLED OUT COMPLETELY OR IS INCORRECT, TURNAROUND TIME CANNOT START UNTIL ALL QUESTIONS HAVE BEEN ANSWERED.
PLEASE BE CAREFUL NOT TO CONTAMINATE THIS DOCUMENT

ANALYSIS REQUESTED

	3	2	2	2	1	1
# of Containers						
[2] Preservation Code	H	I	I	I	N	I
[3] Container Code	V	A	A	A	P	P

Dissolved Metals Samples:
○ Field Filtered
○ Lab to Filter

Orthophosphate Samples:
○ Field Filtered
○ Lab to Filter

[1] **Matrix Codes:**
GW = Ground Water
WW = Waste Water
DW = Drinking Water
A = Air
S = Soil/Solid
SL = Sludge
O = Other (please define)

[2] **Preservation Codes:**
I = Iced
H = HCL
M = Methanol
N = Nitric Acid
S = Sulfuric Acid
B = Sodium Bisulfate
X = Sodium Hydroxide
T = Sodium Thiosulfate
O = Other (please define)

[3] **Container Codes:**
A = Amber Glass
G = Glass
P = Plastic
ST = Sterile
V = Vial
S = Summa Canister
T = Tedlar Bag
O = Other (please define)

Table of Contents

I Have Not Confirmed Sample Container Numbers With Lab Staff Before Relinquishing Over Samples_____

con-test® ANALYTICAL LABORATORY

Doc# 277 Rev 5 2017

Login Sample Receipt Checklist - (Rejection Criteria Listing - Using Acceptance Policy) Any False Statement will be brought to the attention of the Client - State True or False

Client WS

Received By SL Date 3/24/19 Time 1600

How were the samples received? In Cooler T No Cooler _____ On Ice T No Ice _____
Direct from Sampling _____ Ambient _____ Melted Ice _____

Were samples within Temperature? 2-6°C T By Gun # 3 Actual Temp - 3.0
By Blank # _____ Actual Temp - _____

Was Custody Seal Intact? N/A Were Samples Tampered with? N/A
Was COC Relinquished ? T Does Chain Agree With Samples? T
Are there broken/leaking/loose caps on any samples? F
Is COC in ink/ Legible? T Were samples received within holding time? T
Did COC include all pertinent Information? Client T Analysis T Sampler Name T
Project T ID's T Collection Dates/Times T
Are Sample labels filled out and legible? T
Are there Lab to Filters? F Who was notified? _____
Are there Rushes? F Who was notified? _____
Are there Short Holds? F Who was notified? _____
Is there enough Volume? T
Is there Headspace where applicable? F MS/MSD? F
Proper Media/Containers Used? T Is splitting samples required? F
Were trip blanks received? T On COC? T
Do all samples have the proper pH? Acid N2 Base _____

Vials	#	Containers:	#		#		#
Unp-		1 Liter Amb.	6	1 Liter Plastic		16 oz Amb.	
HCL-	5	500 mL Amb.		500 mL Plastic		8oz Amb/Clear	
Meoh-		250 mL Amb.		250 mL Plastic	1	4oz Amb/Clear	
Bisulfate-		Flashpoint		Col./Bacteria		2oz Amb/Clear	
DI-		Other Glass	2	Other Plastic		Encore	
Thiosulfate-		SOC Kit		Plastic Bag		Frozen:	
Sulfuric-		Perchlorate		Ziplock			

Unused Media

Vials	#	Containers:	#		#		#
Unp-		1 Liter Amb.		1 Liter Plastic		16 oz Amb.	
HCL-		500 mL Amb.		500 mL Plastic		8oz Amb/Clear	
Meoh-		250 mL Amb.		250 mL Plastic		4oz Amb/Clear	
Bisulfate-		Col./Bacteria		Flashpoint		2oz Amb/Clear	
DI-		Other Plastic		Other Glass		Encore	
Thiosulfate-		SOC Kit		Plastic Bag		Frozen:	
Sulfuric-		Perchlorate		Ziplock			

Comments:

C:\MSDCHEM\2\DATA\B040319B\B0403106.D

CT ETPH Discrimination Check

Data File Name B0403106.D
Data File Path C:\MSDCHEM\2\DATA\B040319B\
Operator RMW
Date Acquired 4/4/2019 12:24
Acq. Method File EPH04.M
Sample Name ETPH 1500
Instrument Name GCFID2

Name	Ret Time	Target Response	Average Response	*%D+/-20
n-Nonane	1.18	10897255	11583927	6
n-Decane	1.93	11196346	11583927	3
n-Dodecane	2.95	11624271	11583927	0
n-Tetradecane	3.67	12052670	11583927	-4
n-Hexadecane	4.29	12227991	11583927	-6
n-Octadecane	4.84	11990370	11583927	-4
n-Eicosane	5.38	12286946	11583927	-6
n-Docosane	6.06	12440026	11583927	-7
n-Tetracosane	6.85	11252727	11583927	3
n-Hexacosane	7.67	12186633	11583927	-5
n-Octacosane	8.42	11871236	11583927	-2
n-Triacontane	9.11	11642539	11583927	-1
n-Dotriacontane	9.75	11319398	11583927	2
n-Tetratriacontane	10.36	10580438	11583927	9
n-Hexatriacontane	10.92	10190058	11583927	12

Samples

*One compound allowed %D</=50

19C1555-01
19C1555-04
19C1555-08
19C1615-02
19C1555-02
19C1576-01

REASONABLE CONFIDENCE PROTOCOL
LABORATORY ANALYSIS QA/QC CERTIFICATION FORM

Laboratory Name: Con-Test Analytical Laboratory

Client: Weston & Sampson

Project Location: Simsbury, CT

Project Number: 19C1576

Laboratory Sample ID(s):
19C1576-01 thru 19C1576-04

Sample Date(s):
03/28/2019

List RCP Methods Used:
CTDEP ETPH, SW-846 6020B, SW-846 8082A, SW-846 8260C, SW-846 8270D

1	For each analytical method referenced in this laboratory report package, were all specified QA/QC performance criteria followed, including the requirement to explain any criteria falling outside of acceptable guidelines, as specified in the CTDEP method-specific Reasonable Confidence Protocol documents?	☑ Yes ☐ No
1A	Were the method specified preservation and holding time requirements met?	☑ Yes ☐ No
1B	VPH and EPH Methods only: Was the VPH and EPH method conducted without significant modifications (see Section 11.3 of respective RCP methods)?	☐ Yes ☐ No ☐ N/A
2	Were all samples received by the laboratory in a condition consistent with that described on the associated chain-of-custody document(s)?	☑ Yes ☐ No
3	Were samples received at an appropriate temperature (< 6 degrees C.)?	☑ Yes ☐ No ☐ N/A
4	Were all QA/QC performance criteria specified in the CTDEP Reasonable Confidence Protocol documents achieved?	☐ Yes ☑ No
5A	Were reporting limits specified or referenced on the chain-of-custody?	☑ Yes ☐ No
5B	Were these reporting limits met?	☐ Yes ☑ No
6	For each analytical method referenced in this laboratory report package, were results reported for all constituents identified in the method-specific analyte lists presented in the Reasonable Confidence Protocol documents?	☐ Yes ☑ No
7	Are project-specific matrix spikes and laboratory duplicates included in this data set?	☐ Yes ☑ No

Notes: For all questions to which the response was "No" (with the exception of question #7), additional information must be provided in an attached narrative. If the answer to question #1, #1A, or #1B is "No", the data package does not meet the requirements for "Reasonable Confidence."
This form may not be altered and all questions must be answered.

Lisa A. Worthington

I, the undersigned, attest under the pains and penalties of perjury that, to the best of my knowledge and belief and based upon my personal inquiry of those responsible for providing the information contained in this analytical report, such information is accurate and complete.

Authorized Signature: Lisa Worthington **Position:** Project Manager

Printed Name: Lisa A. Worthington **Date:** 04/05/19

Name of Laboratory: Con-Test Analytical Laboratory

This certification form is to be used for RCP methods only.

con-test® ANALYTICAL LABORATORY
39 Spruce Street * East Longmeadow, MA 01028 * FAX 413/525-6405 * TEL. 413/525-2332

July 9, 2019

Jeff Willson
Weston & Sampson
273 Dividend Road
Rocky Hill, CT 06067

Project Location: Simsbury, CT
Client Job Number:
Project Number: [none]
Laboratory Work Order Number: 19F1471

Enclosed are results of analyses for samples received by the laboratory on June 27, 2019. If you have any questions concerning this report, please feel free to contact me.

Sincerely,



Meghan E. Kelley
Project Manager

Table of Contents

Sample Summary 4
Case Narrative 5
Sample Results 8
19F1471-01 8
19F1471-02 11
19F1471-03 14
19F1471-04 17
19F1471-05 18
19F1471-06 19
19F1471-07 24
19F1471-08 29
19F1471-09 30
19F1471-10 35
Sample Preparation Information 37
QC Data 39
Volatile Organic Compounds by GC/MS 39
B234414 39
B234514 41
B234543 44
Semivolatile Organic Compounds by GC/MS 48
B234356 48
B234539 52
B234644 60
B234647 62
Polychlorinated Biphenyls By GC/ECD 64

Table of Contents (continued)

B234427 64

B234690 65

Petroleum Hydrocarbons Analyses 66

B234393 66

B234552 66

Dual Column RPD Report 67

Flag/Qualifier Summary 71

Certifications 72

Chain of Custody/Sample Receipt 77

con-test® ANALYTICAL LABORATORY
39 Spruce Street * East Longmeadow, MA 01028 * FAX 413/525-6405 * TEL. 413/525-2332

Weston & Sampson
273 Dividend Road
Rocky Hill, CT 06067
ATTN: Jeff Willson

REPORT DATE: 7/9/2019

PURCHASE ORDER NUMBER:

PROJECT NUMBER: [none]

ANALYTICAL SUMMARY

WORK ORDER NUMBER: 19F1471

The results of analyses performed on the following samples submitted to the CON-TEST Analytical Laboratory are found in this report.

PROJECT LOCATION: Simsbury, CT

FIELD SAMPLE #	LAB ID:	MATRIX	SAMPLE DESCRIPTION	TEST	SUB LAB
CCA-4	19F1471-01	Ground Water		CTDEP ETPH	
				SW-846 8270D	
CCA-3	19F1471-02	Ground Water		CTDEP ETPH	
				SW-846 8270D	
MW-16	19F1471-03	Ground Water		CTDEP ETPH	
				SW-846 8270D	
MW-201	19F1471-04	Ground Water		CTDEP ETPH	
MW-203	19F1471-05	Ground Water		SW-846 8082A	
MW-4R	19F1471-06	Ground Water		CTDEP ETPH	
				SW-846 8260C	
				SW-846 8270D	
MW-6	19F1471-07	Ground Water		CTDEP ETPH	
				SW-846 8260C	
				SW-846 8270D	
DUP-1	19F1471-08	Ground Water		SW-846 8082A	
DUP-2	19F1471-09	Ground Water		CTDEP ETPH	
				SW-846 8260C	
				SW-846 8270D	
Trip Blank-1	19F1471-10	Trip Blank Water		SW-846 8260C	

con-test® ANALYTICAL LABORATORY
39 Spruce Street * East Longmeadow, MA 01028 * FAX 413/525-6405 * TEL. 413/525-2332

CASE NARRATIVE SUMMARY

All reported results are within defined laboratory quality control objectives unless listed below or otherwise qualified in this report.

con-test® ANALYTICAL LABORATORY
39 Spruce Street * East Longmeadow, MA 01028 * FAX 413/525-6405 * TEL. 413/525-2332

SW-846 8260C

Qualifications:

L-01

Laboratory fortified blank /laboratory control sample recovery outside of control limits. Data validation is not affected since all results are "not detected" for all samples in this batch for this compound and bias is on the high side.

Analyte & Samples(s) Qualified:

Bromomethane
B234414-BS1, S037664-CCV1

Chloromethane
B234414-BS1, S037664-CCV1

L-03

Laboratory fortified blank/laboratory control sample recovery is outside of control limits. Reported value for this compound is likely to be biased on the low side.

Analyte & Samples(s) Qualified:

2,2-Dichloropropane
19F1471-09[DUP-2], B234543-BLK1, B234543-BS1, S037719-CCV1

Chloromethane
19F1471-09[DUP-2], B234543-BLK1, B234543-BS1, S037719-CCV1

V-05

Continuing calibration verification (CCV) did not meet method specifications and was biased on the low side for this compound.

Analyte & Samples(s) Qualified:

2,2-Dichloropropane
19F1471-09[DUP-2], B234543-BLK1, B234543-BS1, S037719-CCV1

V-20

Continuing calibration verification (CCV) did not meet method specifications and was biased on the high side. Data validation is not affected since sample result was "not detected" for this compound.

Analyte & Samples(s) Qualified:

Bromomethane
B234414-BS1, S037664-CCV1

Chloromethane
B234414-BS1, S037664-CCV1

V-34

Initial calibration verification (ICV) did not meet method specifications and was biased on the low side for this compound. Reported result is estimated.

Analyte & Samples(s) Qualified:

Bromomethane
B234514-BS1, B234543-BS1, S037659-CCV1, S037719-CCV1

V-36

Initial calibration verification (ICV) did not meet method specifications and was biased on the high side. Data validation is not affected since sample result was "not detected" for this compound.

Analyte & Samples(s) Qualified:

Acetone
B234514-BS1, B234543-BS1, S037659-CCV1, S037719-CCV1

Carbon Disulfide
B234514-BS1, B234543-BS1, S037659-CCV1, S037719-CCV1

SW-846 8270D

Qualifications:

R-05

Laboratory fortified blank duplicate RPD is outside of control limits. Reduced precision is anticipated for any reported value for this compound.

Analyte & Samples(s) Qualified:

4-Chloroaniline
19F1471-01[CCA-4], 19F1471-02[CCA-3], 19F1471-03[MW-16], 19F1471-06[MW-4R], 19F1471-07[MW-6], B234356-BLK1, B234356-BS1, B234356-BSD1

S-07

One associated surrogate standard recovery is outside of control limits but the other(s) is/are within limits. All recoveries are > 10%.

Analyte & Samples(s) Qualified:

2,4,6-Tribromophenol
B234356-BS1

39 Spruce Street * East Longmeadow, MA 01028 * FAX 413/525-6405 * TEL. 413/525-2332

V-05

Continuing calibration verification (CCV) did not meet method specifications and was biased on the low side for this compound.

Analyte & Samples(s) Qualified:

Hexachlorocyclopentadiene
B234356-BLK1, B234356-BS1, B234356-BSD1, S037614-CCV1

V-16

Response factor is less than method specified minimum acceptable value. Reduced precision and accuracy may be associated with reported result.

Analyte & Samples(s) Qualified:

Pentachloronitrobenzene
19F1471-01[CCA-4], 19F1471-02[CCA-3], 19F1471-03[MW-16], 19F1471-06[MW-4R], 19F1471-07[MW-6], 19F1471-09[DUP-2], B234539-BLK2, B234539-BS2, B234539-BSD2, S037668-CCV1, S037783-CCV1

V-34

Initial calibration verification (ICV) did not meet method specifications and was biased on the low side for this compound. Reported result is estimated.

Analyte & Samples(s) Qualified:

2,4-Dinitrophenol
19F1471-01[CCA-4], 19F1471-02[CCA-3], 19F1471-03[MW-16], 19F1471-06[MW-4R], 19F1471-07[MW-6], 19F1471-09[DUP-2], B234539-BLK2, B234539-BS2, B234539-BSD2, S037668-CCV1, S037783-CCV1

3,3-Dichlorobenzidine
19F1471-01[CCA-4], 19F1471-02[CCA-3], 19F1471-03[MW-16], 19F1471-06[MW-4R], 19F1471-07[MW-6], 19F1471-09[DUP-2], B234356-BLK1, B234356-BS1, B234356-BSD1, B234539-BLK2, B234539-BS2, B234539-BSD2, S037668-CCV1, S037783-CCV1

3-Nitroaniline
19F1471-01[CCA-4], 19F1471-02[CCA-3], 19F1471-03[MW-16], 19F1471-06[MW-4R], 19F1471-07[MW-6], 19F1471-09[DUP-2], B234356-BLK1, B234356-BS1, B234356-BSD1, B234539-BLK2, B234539-BS2, B234539-BSD2, S037668-CCV1, S037783-CCV1

4-Chloroaniline
19F1471-01[CCA-4], 19F1471-02[CCA-3], 19F1471-03[MW-16], 19F1471-06[MW-4R], 19F1471-07[MW-6], 19F1471-09[DUP-2], B234356-BLK1, B234356-BS1, B234356-BSD1, B234539-BLK2, B234539-BS2, B234539-BSD2, S037668-CCV1, S037783-CCV1

4-Nitrophenol
19F1471-01[CCA-4], 19F1471-02[CCA-3], 19F1471-03[MW-16], 19F1471-06[MW-4R], 19F1471-07[MW-6], 19F1471-09[DUP-2], B234539-BLK2, B234539-BS2, B234539-BSD2, S037668-CCV1, S037783-CCV1

Pyridine
19F1471-01[CCA-4], 19F1471-02[CCA-3], 19F1471-03[MW-16], 19F1471-06[MW-4R], 19F1471-07[MW-6], 19F1471-09[DUP-2], B234539-BLK2, B234539-BS2, B234539-BSD2, S037668-CCV1, S037783-CCV1

SW-846 8260C

All water reporting limits specified on the chain-of-custody were met except for Acrylonitrile, where the most protective criteria are not met since the laboratory cannot achieve the required RCP calibration criteria at these levels, unless otherwise listed in this narrative.

SW-846 8270D

The LCS sample recoveries for required RCP 8270 compounds were all within control limits specified by the method, 40-140% for base/neutrals and 30-130% for acids except for "difficult analytes" listed below and/or otherwise listed in this narrative: Difficult analytes for water – limits between 10 and 150% depending on the compound (see QC summary for limits): Benzoic Acid, Dimethylphthalate, Bis(2-chloroisopropyl)ether, Hexachlorocyclopentadiene, Pyridine, 4-Nitrophenol, and Phenol.

The LCS sample recoveries for required RCP 8270 compounds were all within control limits specified by the method, 40-140% for base/neutrals and 30-130% for acids except for "difficult analytes" listed below and/or otherwise listed in this narrative: Difficult analytes for soil - limits between 10 and 180% depending on the compound (see QC summary for limits): 3,3'-Dichlorobenzidine, Pyridine, Aniline, 4-Chloroaniline, 3-Nitroaniline, and n-Nitrosodiphenylamine.

All reporting limits specified on the chain-of-custody were met, except for Pyridine for the most protective criteria since the laboratory cannot achieve the required RCP calibration criteria at these levels unless otherwise listed in this narrative.

All reporting limits specified on the chain-of-custody were met, except for Pyridine, 1,2,4,5-Tetrachlorobenzene and Pentachloronitrobenzene for the most protective criteria since the laboratory cannot achieve the required RCP calibration criteria at these levels unless otherwise listed in this narrative.

The results of analyses reported only relate to samples submitted to the Con-Test Analytical Laboratory for testing.
I certify that the analyses listed above, unless specifically listed as subcontracted, if any, were performed under my direction according to the approved methodologies listed in this document, and that based upon my inquiry of those individuals immediately responsible for obtaining the information, the material contained in this report is, to the best of my knowledge and belief, accurate and complete.

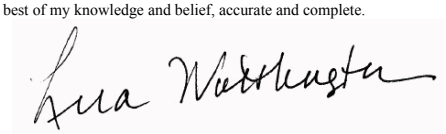

Lisa A. Worthington
Technical Representative

con-test® ANALYTICAL LABORATORY
39 Spruce Street * East Longmeadow, MA 01028 * FAX 413/525-6405 * TEL. 413/525-2332

Project Location: Simsbury, CT | Sample Description: | Work Order: 19F1471

Date Received: 6/27/2019

Field Sample #: CCA-4 | Sampled: 6/26/2019 09:45

Sample ID: 19F1471-01

Sample Matrix: Ground Water

Semivolatile Organic Compounds by GC/MS

Analyte	Results	RL	Units	Dilution	Flag/Qual	Method	Date Prepared	Date/Time Analyzed	Analyst
Acenaphthene (SIM)	ND	0.30	µg/L	1		SW-846 8270D	6/28/19	7/2/19 16:07	imr
Acenaphthylene (SIM)	ND	0.20	µg/L	1		SW-846 8270D	6/28/19	7/2/19 16:07	imr
Aniline	ND	5.0	µg/L	1		SW-846 8270D	6/27/19	7/1/19 14:18	KLB
Anthracene (SIM)	ND	0.20	µg/L	1		SW-846 8270D	6/28/19	7/2/19 16:07	imr
Benzo(a)anthracene (SIM)	ND	0.050	µg/L	1		SW-846 8270D	6/28/19	7/2/19 16:07	imr
Benzo(a)pyrene (SIM)	ND	0.10	µg/L	1		SW-846 8270D	6/28/19	7/2/19 16:07	imr
Benzo(b)fluoranthene (SIM)	ND	0.050	µg/L	1		SW-846 8270D	6/28/19	7/2/19 16:07	imr
Benzo(g,h,i)perylene (SIM)	ND	0.50	µg/L	1		SW-846 8270D	6/28/19	7/2/19 16:07	imr
Benzo(k)fluoranthene (SIM)	ND	0.20	µg/L	1		SW-846 8270D	6/28/19	7/2/19 16:07	imr
Bis(2-chloroethoxy)methane	ND	10	µg/L	1		SW-846 8270D	6/27/19	7/1/19 14:18	KLB
Bis(2-chloroethyl)ether	ND	10	µg/L	1		SW-846 8270D	6/27/19	7/1/19 14:18	KLB
Bis(2-chloroisopropyl)ether	ND	10	µg/L	1		SW-846 8270D	6/27/19	7/1/19 14:18	KLB
Bis(2-Ethylhexyl)phthalate	ND	10	µg/L	1		SW-846 8270D	6/27/19	7/1/19 14:18	KLB
4-Bromophenylphenylether	ND	10	µg/L	1		SW-846 8270D	6/27/19	7/1/19 14:18	KLB
Butylbenzylphthalate	ND	10	µg/L	1		SW-846 8270D	6/27/19	7/1/19 14:18	KLB
Carbazole	ND	10	µg/L	1		SW-846 8270D	6/27/19	7/1/19 14:18	KLB
4-Chloroaniline	ND	10	µg/L	1	R-05, V-34	SW-846 8270D	6/27/19	7/1/19 14:18	KLB
4-Chloro-3-methylphenol	ND	10	µg/L	1		SW-846 8270D	6/27/19	7/1/19 14:18	KLB
2-Chloronaphthalene	ND	10	µg/L	1		SW-846 8270D	6/27/19	7/1/19 14:18	KLB
2-Chlorophenol	ND	10	µg/L	1		SW-846 8270D	6/27/19	7/1/19 14:18	KLB
4-Chlorophenylphenylether	ND	10	µg/L	1		SW-846 8270D	6/27/19	7/1/19 14:18	KLB
Chrysene (SIM)	ND	0.20	µg/L	1		SW-846 8270D	6/28/19	7/2/19 16:07	imr
Dibenz(a,h)anthracene (SIM)	ND	0.10	µg/L	1		SW-846 8270D	6/28/19	7/2/19 16:07	imr
Dibenzofuran	ND	5.0	µg/L	1		SW-846 8270D	6/27/19	7/1/19 14:18	KLB
Di-n-butylphthalate	ND	10	µg/L	1		SW-846 8270D	6/27/19	7/1/19 14:18	KLB
3,3-Dichlorobenzidine	ND	10	µg/L	1	V-34	SW-846 8270D	6/27/19	7/1/19 14:18	KLB
2,4-Dichlorophenol	ND	10	µg/L	1		SW-846 8270D	6/27/19	7/1/19 14:18	KLB
Diethylphthalate	ND	10	µg/L	1		SW-846 8270D	6/27/19	7/1/19 14:18	KLB
2,4-Dimethylphenol	ND	10	µg/L	1		SW-846 8270D	6/27/19	7/1/19 14:18	KLB
Dimethylphthalate	ND	10	µg/L	1		SW-846 8270D	6/27/19	7/1/19 14:18	KLB
4,6-Dinitro-2-methylphenol	ND	10	µg/L	1		SW-846 8270D	6/27/19	7/1/19 14:18	KLB
2,4-Dinitrophenol	ND	10	µg/L	1	V-34	SW-846 8270D	6/27/19	7/1/19 14:18	KLB
2,4-Dinitrotoluene	ND	10	µg/L	1		SW-846 8270D	6/27/19	7/1/19 14:18	KLB
2,6-Dinitrotoluene	ND	10	µg/L	1		SW-846 8270D	6/27/19	7/1/19 14:18	KLB
Di-n-octylphthalate	ND	10	µg/L	1		SW-846 8270D	6/27/19	7/1/19 14:18	KLB
Fluoranthene (SIM)	ND	0.50	µg/L	1		SW-846 8270D	6/28/19	7/2/19 16:07	imr
Fluorene (SIM)	ND	1.0	µg/L	1		SW-846 8270D	6/28/19	7/2/19 16:07	imr
Hexachlorobenzene	ND	10	µg/L	1		SW-846 8270D	6/27/19	7/1/19 14:18	KLB
Hexachlorobutadiene	ND	10	µg/L	1		SW-846 8270D	6/27/19	7/1/19 14:18	KLB
Hexachlorocyclopentadiene	ND	10	µg/L	1		SW-846 8270D	6/27/19	7/1/19 14:18	KLB
Hexachloroethane	ND	10	µg/L	1		SW-846 8270D	6/27/19	7/1/19 14:18	KLB
Indeno(1,2,3-cd)pyrene (SIM)	ND	0.10	µg/L	1		SW-846 8270D	6/28/19	7/2/19 16:07	imr
Isophorone	ND	10	µg/L	1		SW-846 8270D	6/27/19	7/1/19 14:18	KLB
2-Methylnaphthalene (SIM)	ND	1.0	µg/L	1		SW-846 8270D	6/28/19	7/2/19 16:07	imr

con-test® ANALYTICAL LABORATORY
39 Spruce Street * East Longmeadow, MA 01028 * FAX 413/525-6405 * TEL. 413/525-2332

Project Location: Simsbury, CT | Sample Description: | Work Order: 19F1471

Date Received: 6/27/2019

Field Sample #: CCA-4 | Sampled: 6/26/2019 09:45

Sample ID: 19F1471-01

Sample Matrix: Ground Water

Semivolatile Organic Compounds by GC/MS

Analyte	Results	RL	Units	Dilution	Flag/Qual	Method	Date Prepared	Date/Time Analyzed	Analyst
2-Methylphenol	ND	10	µg/L	1		SW-846 8270D	6/27/19	7/1/19 14:18	KLB
3/4-Methylphenol	ND	10	µg/L	1		SW-846 8270D	6/27/19	7/1/19 14:18	KLB
Naphthalene (SIM)	ND	1.0	µg/L	1		SW-846 8270D	6/28/19	7/2/19 16:07	imr
2-Nitroaniline	ND	10	µg/L	1		SW-846 8270D	6/27/19	7/1/19 14:18	KLB
3-Nitroaniline	ND	10	µg/L	1	V-34	SW-846 8270D	6/27/19	7/1/19 14:18	KLB
4-Nitroaniline	ND	10	µg/L	1		SW-846 8270D	6/27/19	7/1/19 14:18	KLB
Nitrobenzene	ND	10	µg/L	1		SW-846 8270D	6/27/19	7/1/19 14:18	KLB
2-Nitrophenol	ND	10	µg/L	1		SW-846 8270D	6/27/19	7/1/19 14:18	KLB
4-Nitrophenol	ND	10	µg/L	1	V-34	SW-846 8270D	6/27/19	7/1/19 14:18	KLB
N-Nitrosodiphenylamine/Diphenylamine	ND	10	µg/L	1		SW-846 8270D	6/27/19	7/1/19 14:18	KLB
N-Nitrosodi-n-propylamine	ND	10	µg/L	1		SW-846 8270D	6/27/19	7/1/19 14:18	KLB
Pentachloronitrobenzene	ND	10	µg/L	1	V-16	SW-846 8270D	6/27/19	7/1/19 14:18	KLB
Pentachlorophenol	ND	10	µg/L	1		SW-846 8270D	6/27/19	7/1/19 14:18	KLB
Phenanthrene (SIM)	ND	0.050	µg/L	1		SW-846 8270D	6/28/19	7/2/19 16:07	imr
Phenol	ND	10	µg/L	1		SW-846 8270D	6/27/19	7/1/19 14:18	KLB
Pyrene (SIM)	ND	1.0	µg/L	1		SW-846 8270D	6/28/19	7/2/19 16:07	imr
Pyridine	ND	5.0	µg/L	1	V-34	SW-846 8270D	6/27/19	7/1/19 14:18	KLB
1,2,4,5-Tetrachlorobenzene	ND	10	µg/L	1		SW-846 8270D	6/27/19	7/1/19 14:18	KLB
1,2,4-Trichlorobenzene	ND	5.0	µg/L	1		SW-846 8270D	6/27/19	7/1/19 14:18	KLB
2,4,5-Trichlorophenol	ND	10	µg/L	1		SW-846 8270D	6/27/19	7/1/19 14:18	KLB
2,4,6-Trichlorophenol	ND	10	µg/L	1		SW-846 8270D	6/27/19	7/1/19 14:18	KLB

Surrogates	% Recovery	Recovery Limits	Flag/Qual	
2-Fluorophenol	42.5	15-110		7/1/19 14:18
Phenol-d6	29.0	15-110		7/1/19 14:18
Nitrobenzene-d5	76.2	30-130		7/1/19 14:18
Nitrobenzene-d5 (SIM)	65.3	30-130		7/2/19 16:07
2-Fluorobiphenyl	81.2	30-130		7/1/19 14:18
2-Fluorobiphenyl (SIM)	41.5	30-130		7/2/19 16:07
2,4,6-Tribromophenol	97.4	15-110		7/1/19 14:18
p-Terphenyl-d14	86.7	30-130		7/1/19 14:18
p-Terphenyl-d14 (SIM)	48.6	30-130		7/2/19 16:07

con-test® ANALYTICAL LABORATORY
39 Spruce Street * East Longmeadow, MA 01028 * FAX 413/525-6405 * TEL. 413/525-2332

Project Location: Simsbury, CT | Sample Description: | Work Order: 19F1471

Date Received: 6/27/2019

Field Sample #: CCA-4 | Sampled: 6/26/2019 09:45

Sample ID: 19F1471-01

Sample Matrix: Ground Water

Petroleum Hydrocarbons Analyses

Analyte	Results	RL	Units	Dilution	Flag/Qual	Method	Date Prepared	Date/Time Analyzed	Analyst
CT ETPH	0.19	0.14	mg/L	1		CTDEP ETPH	6/28/19	7/2/19 17:05	RMW

Surrogates	% Recovery	Recovery Limits	Flag/Qual				
2-Fluorobiphenyl	79.2	50-150				7/2/19 17:05	

con-test® ANALYTICAL LABORATORY
39 Spruce Street * East Longmeadow, MA 01028 * FAX 413/525-6405 * TEL. 413/525-2332

Project Location: Simsbury, CT | Sample Description: | Work Order: 19F1471

Date Received: 6/27/2019

Field Sample #: CCA-3 | Sampled: 6/26/2019 10:30

Sample ID: 19F1471-02

Sample Matrix: Ground Water

Semivolatile Organic Compounds by GC/MS

Analyte	Results	RL	Units	Dilution	Flag/Qual	Method	Date Prepared	Date/Time Analyzed	Analyst
Acenaphthene (SIM)	ND	0.30	µg/L	1		SW-846 8270D	6/28/19	7/2/19 16:37	imr
Acenaphthylene (SIM)	ND	0.20	µg/L	1		SW-846 8270D	6/28/19	7/2/19 16:37	imr
Aniline	ND	4.8	µg/L	1		SW-846 8270D	6/27/19	7/1/19 14:41	KLB
Anthracene (SIM)	ND	0.20	µg/L	1		SW-846 8270D	6/28/19	7/2/19 16:37	imr
Benzo(a)anthracene (SIM)	ND	0.050	µg/L	1		SW-846 8270D	6/28/19	7/2/19 16:37	imr
Benzo(a)pyrene (SIM)	ND	0.10	µg/L	1		SW-846 8270D	6/28/19	7/2/19 16:37	imr
Benzo(b)fluoranthene (SIM)	ND	0.050	µg/L	1		SW-846 8270D	6/28/19	7/2/19 16:37	imr
Benzo(g,h,i)perylene (SIM)	ND	0.50	µg/L	1		SW-846 8270D	6/28/19	7/2/19 16:37	imr
Benzo(k)fluoranthene (SIM)	ND	0.20	µg/L	1		SW-846 8270D	6/28/19	7/2/19 16:37	imr
Bis(2-chloroethoxy)methane	ND	9.6	µg/L	1		SW-846 8270D	6/27/19	7/1/19 14:41	KLB
Bis(2-chloroethyl)ether	ND	9.6	µg/L	1		SW-846 8270D	6/27/19	7/1/19 14:41	KLB
Bis(2-chloroisopropyl)ether	ND	9.6	µg/L	1		SW-846 8270D	6/27/19	7/1/19 14:41	KLB
Bis(2-Ethylhexyl)phthalate	ND	9.6	µg/L	1		SW-846 8270D	6/27/19	7/1/19 14:41	KLB
4-Bromophenylphenylether	ND	9.6	µg/L	1		SW-846 8270D	6/27/19	7/1/19 14:41	KLB
Butylbenzylphthalate	ND	9.6	µg/L	1		SW-846 8270D	6/27/19	7/1/19 14:41	KLB
Carbazole	ND	9.6	µg/L	1		SW-846 8270D	6/27/19	7/1/19 14:41	KLB
4-Chloroaniline	ND	9.6	µg/L	1	R-05, V-34	SW-846 8270D	6/27/19	7/1/19 14:41	KLB
4-Chloro-3-methylphenol	ND	9.6	µg/L	1		SW-846 8270D	6/27/19	7/1/19 14:41	KLB
2-Chloronaphthalene	ND	9.6	µg/L	1		SW-846 8270D	6/27/19	7/1/19 14:41	KLB
2-Chlorophenol	ND	9.6	µg/L	1		SW-846 8270D	6/27/19	7/1/19 14:41	KLB
4-Chlorophenylphenylether	ND	9.6	µg/L	1		SW-846 8270D	6/27/19	7/1/19 14:41	KLB
Chrysene (SIM)	ND	0.20	µg/L	1		SW-846 8270D	6/28/19	7/2/19 16:37	imr
Dibenz(a,h)anthracene (SIM)	ND	0.10	µg/L	1		SW-846 8270D	6/28/19	7/2/19 16:37	imr
Dibenzofuran	ND	4.8	µg/L	1		SW-846 8270D	6/27/19	7/1/19 14:41	KLB
Di-n-butylphthalate	ND	9.6	µg/L	1		SW-846 8270D	6/27/19	7/1/19 14:41	KLB
3,3-Dichlorobenzidine	ND	9.6	µg/L	1	V-34	SW-846 8270D	6/27/19	7/1/19 14:41	KLB
2,4-Dichlorophenol	ND	9.6	µg/L	1		SW-846 8270D	6/27/19	7/1/19 14:41	KLB
Diethylphthalate	ND	9.6	µg/L	1		SW-846 8270D	6/27/19	7/1/19 14:41	KLB
2,4-Dimethylphenol	ND	9.6	µg/L	1		SW-846 8270D	6/27/19	7/1/19 14:41	KLB
Dimethylphthalate	ND	9.6	µg/L	1		SW-846 8270D	6/27/19	7/1/19 14:41	KLB
4,6-Dinitro-2-methylphenol	ND	9.6	µg/L	1		SW-846 8270D	6/27/19	7/1/19 14:41	KLB
2,4-Dinitrophenol	ND	9.6	µg/L	1	V-34	SW-846 8270D	6/27/19	7/1/19 14:41	KLB
2,4-Dinitrotoluene	ND	9.6	µg/L	1		SW-846 8270D	6/27/19	7/1/19 14:41	KLB
2,6-Dinitrotoluene	ND	9.6	µg/L	1		SW-846 8270D	6/27/19	7/1/19 14:41	KLB
Di-n-octylphthalate	ND	9.6	µg/L	1		SW-846 8270D	6/27/19	7/1/19 14:41	KLB
Fluoranthene (SIM)	ND	0.50	µg/L	1		SW-846 8270D	6/28/19	7/2/19 16:37	imr
Fluorene (SIM)	ND	1.0	µg/L	1		SW-846 8270D	6/28/19	7/2/19 16:37	imr
Hexachlorobenzene	ND	9.6	µg/L	1		SW-846 8270D	6/27/19	7/1/19 14:41	KLB
Hexachlorobutadiene	ND	9.6	µg/L	1		SW-846 8270D	6/27/19	7/1/19 14:41	KLB
Hexachlorocyclopentadiene	ND	9.6	µg/L	1		SW-846 8270D	6/27/19	7/1/19 14:41	KLB
Hexachloroethane	ND	9.6	µg/L	1		SW-846 8270D	6/27/19	7/1/19 14:41	KLB
Indeno(1,2,3-cd)pyrene (SIM)	ND	0.10	µg/L	1		SW-846 8270D	6/28/19	7/2/19 16:37	imr
Isophorone	ND	9.6	µg/L	1		SW-846 8270D	6/27/19	7/1/19 14:41	KLB
2-Methylnaphthalene (SIM)	ND	1.0	µg/L	1		SW-846 8270D	6/28/19	7/2/19 16:37	imr

con-test® ANALYTICAL LABORATORY
39 Spruce Street * East Longmeadow, MA 01028 * FAX 413/525-6405 * TEL. 413/525-2332

Project Location: Simsbury, CT | Sample Description: | Work Order: 19F1471

Date Received: 6/27/2019

Field Sample #: CCA-3 | Sampled: 6/26/2019 10:30

Sample ID: 19F1471-02

Sample Matrix: Ground Water

Semivolatile Organic Compounds by GC/MS

Analyte	Results	RL	Units	Dilution	Flag/Qual	Method	Date Prepared	Date/Time Analyzed	Analyst
2-Methylphenol	ND	9.6	µg/L	1		SW-846 8270D	6/27/19	7/1/19 14:41	KLB
3/4-Methylphenol	ND	9.6	µg/L	1		SW-846 8270D	6/27/19	7/1/19 14:41	KLB
Naphthalene (SIM)	ND	1.0	µg/L	1		SW-846 8270D	6/28/19	7/2/19 16:37	imr
2-Nitroaniline	ND	9.6	µg/L	1		SW-846 8270D	6/27/19	7/1/19 14:41	KLB
3-Nitroaniline	ND	9.6	µg/L	1	V-34	SW-846 8270D	6/27/19	7/1/19 14:41	KLB
4-Nitroaniline	ND	9.6	µg/L	1		SW-846 8270D	6/27/19	7/1/19 14:41	KLB
Nitrobenzene	ND	9.6	µg/L	1		SW-846 8270D	6/27/19	7/1/19 14:41	KLB
2-Nitrophenol	ND	9.6	µg/L	1		SW-846 8270D	6/27/19	7/1/19 14:41	KLB
4-Nitrophenol	ND	9.6	µg/L	1	V-34	SW-846 8270D	6/27/19	7/1/19 14:41	KLB
N-Nitrosodiphenylamine/Diphenylamine	ND	9.6	µg/L	1		SW-846 8270D	6/27/19	7/1/19 14:41	KLB
N-Nitrosodi-n-propylamine	ND	9.6	µg/L	1		SW-846 8270D	6/27/19	7/1/19 14:41	KLB
Pentachloronitrobenzene	ND	9.6	µg/L	1	V-16	SW-846 8270D	6/27/19	7/1/19 14:41	KLB
Pentachlorophenol	ND	9.6	µg/L	1		SW-846 8270D	6/27/19	7/1/19 14:41	KLB
Phenanthrene (SIM)	ND	0.050	µg/L	1		SW-846 8270D	6/28/19	7/2/19 16:37	imr
Phenol	ND	9.6	µg/L	1		SW-846 8270D	6/27/19	7/1/19 14:41	KLB
Pyrene (SIM)	ND	1.0	µg/L	1		SW-846 8270D	6/28/19	7/2/19 16:37	imr
Pyridine	ND	4.8	µg/L	1	V-34	SW-846 8270D	6/27/19	7/1/19 14:41	KLB
1,2,4,5-Tetrachlorobenzene	ND	9.6	µg/L	1		SW-846 8270D	6/27/19	7/1/19 14:41	KLB
1,2,4-Trichlorobenzene	ND	4.8	µg/L	1		SW-846 8270D	6/27/19	7/1/19 14:41	KLB
2,4,5-Trichlorophenol	ND	9.6	µg/L	1		SW-846 8270D	6/27/19	7/1/19 14:41	KLB
2,4,6-Trichlorophenol	ND	9.6	µg/L	1		SW-846 8270D	6/27/19	7/1/19 14:41	KLB

Surrogates	% Recovery	Recovery Limits	Flag/Qual	
2-Fluorophenol	40.0	15-110		7/1/19 14:41
Phenol-d6	28.3	15-110		7/1/19 14:41
Nitrobenzene-d5	63.3	30-130		7/1/19 14:41
Nitrobenzene-d5 (SIM)	54.0	30-130		7/2/19 16:37
2-Fluorobiphenyl	67.0	30-130		7/1/19 14:41
2-Fluorobiphenyl (SIM)	34.0	30-130		7/2/19 16:37
2,4,6-Tribromophenol	79.0	15-110		7/1/19 14:41
p-Terphenyl-d14	76.1	30-130		7/1/19 14:41
p-Terphenyl-d14 (SIM)	38.2	30-130		7/2/19 16:37

con-test® ANALYTICAL LABORATORY
39 Spruce Street * East Longmeadow, MA 01028 * FAX 413/525-6405 * TEL. 413/525-2332

Project Location: Simsbury, CT | Sample Description: | Work Order: 19F1471

Date Received: 6/27/2019

Field Sample #: CCA-3 | Sampled: 6/26/2019 10:30

Sample ID: 19F1471-02

Sample Matrix: Ground Water

Petroleum Hydrocarbons Analyses

Analyte	Results	RL	Units	Dilution	Flag/Qual	Method	Date Prepared	Date/Time Analyzed	Analyst
CT ETPH	ND	0.14	mg/L	1		CTDEP ETPH	6/28/19	7/2/19 15:44	RMW

Surrogates	% Recovery	Recovery Limits	Flag/Qual					
2-Fluorobiphenyl	74.5	50-150					7/2/19 15:44	

con-test® ANALYTICAL LABORATORY
39 Spruce Street * East Longmeadow, MA 01028 * FAX 413/525-6405 * TEL. 413/525-2332

Project Location: Simsbury, CT | Sample Description: | Work Order: 19F1471

Date Received: 6/27/2019

Field Sample #: MW-16 | Sampled: 6/26/2019 11:30

Sample ID: 19F1471-03

Sample Matrix: Ground Water

Semivolatile Organic Compounds by GC/MS

Analyte	Results	RL	Units	Dilution	Flag/Qual	Method	Date Prepared	Date/Time Analyzed	Analyst
Acenaphthene (SIM)	ND	0.30	µg/L	1		SW-846 8270D	6/28/19	7/2/19 17:07	imr
Acenaphthylene (SIM)	ND	0.20	µg/L	1		SW-846 8270D	6/28/19	7/2/19 17:07	imr
Aniline	ND	4.8	µg/L	1		SW-846 8270D	6/27/19	7/1/19 15:03	KLB
Anthracene (SIM)	ND	0.20	µg/L	1		SW-846 8270D	6/28/19	7/2/19 17:07	imr
Benzo(a)anthracene (SIM)	ND	0.050	µg/L	1		SW-846 8270D	6/28/19	7/2/19 17:07	imr
Benzo(a)pyrene (SIM)	ND	0.10	µg/L	1		SW-846 8270D	6/28/19	7/2/19 17:07	imr
Benzo(b)fluoranthene (SIM)	ND	0.050	µg/L	1		SW-846 8270D	6/28/19	7/2/19 17:07	imr
Benzo(g,h,i)perylene (SIM)	ND	0.50	µg/L	1		SW-846 8270D	6/28/19	7/2/19 17:07	imr
Benzo(k)fluoranthene (SIM)	ND	0.20	µg/L	1		SW-846 8270D	6/28/19	7/2/19 17:07	imr
Bis(2-chloroethoxy)methane	ND	9.6	µg/L	1		SW-846 8270D	6/27/19	7/1/19 15:03	KLB
Bis(2-chloroethyl)ether	ND	9.6	µg/L	1		SW-846 8270D	6/27/19	7/1/19 15:03	KLB
Bis(2-chloroisopropyl)ether	ND	9.6	µg/L	1		SW-846 8270D	6/27/19	7/1/19 15:03	KLB
Bis(2-Ethylhexyl)phthalate	ND	9.6	µg/L	1		SW-846 8270D	6/27/19	7/1/19 15:03	KLB
4-Bromophenylphenylether	ND	9.6	µg/L	1		SW-846 8270D	6/27/19	7/1/19 15:03	KLB
Butylbenzylphthalate	ND	9.6	µg/L	1		SW-846 8270D	6/27/19	7/1/19 15:03	KLB
Carbazole	ND	9.6	µg/L	1		SW-846 8270D	6/27/19	7/1/19 15:03	KLB
4-Chloroaniline	ND	9.6	µg/L	1	R-05, V-34	SW-846 8270D	6/27/19	7/1/19 15:03	KLB
4-Chloro-3-methylphenol	ND	9.6	µg/L	1		SW-846 8270D	6/27/19	7/1/19 15:03	KLB
2-Chloronaphthalene	ND	9.6	µg/L	1		SW-846 8270D	6/27/19	7/1/19 15:03	KLB
2-Chlorophenol	ND	9.6	µg/L	1		SW-846 8270D	6/27/19	7/1/19 15:03	KLB
4-Chlorophenylphenylether	ND	9.6	µg/L	1		SW-846 8270D	6/27/19	7/1/19 15:03	KLB
Chrysene (SIM)	ND	0.20	µg/L	1		SW-846 8270D	6/28/19	7/2/19 17:07	imr
Dibenz(a,h)anthracene (SIM)	ND	0.10	µg/L	1		SW-846 8270D	6/28/19	7/2/19 17:07	imr
Dibenzofuran	ND	4.8	µg/L	1		SW-846 8270D	6/27/19	7/1/19 15:03	KLB
Di-n-butylphthalate	ND	9.6	µg/L	1		SW-846 8270D	6/27/19	7/1/19 15:03	KLB
3,3-Dichlorobenzidine	ND	9.6	µg/L	1	V-34	SW-846 8270D	6/27/19	7/1/19 15:03	KLB
2,4-Dichlorophenol	ND	9.6	µg/L	1		SW-846 8270D	6/27/19	7/1/19 15:03	KLB
Diethylphthalate	ND	9.6	µg/L	1		SW-846 8270D	6/27/19	7/1/19 15:03	KLB
2,4-Dimethylphenol	ND	9.6	µg/L	1		SW-846 8270D	6/27/19	7/1/19 15:03	KLB
Dimethylphthalate	ND	9.6	µg/L	1		SW-846 8270D	6/27/19	7/1/19 15:03	KLB
4,6-Dinitro-2-methylphenol	ND	9.6	µg/L	1		SW-846 8270D	6/27/19	7/1/19 15:03	KLB
2,4-Dinitrophenol	ND	9.6	µg/L	1	V-34	SW-846 8270D	6/27/19	7/1/19 15:03	KLB
2,4-Dinitrotoluene	ND	9.6	µg/L	1		SW-846 8270D	6/27/19	7/1/19 15:03	KLB
2,6-Dinitrotoluene	ND	9.6	µg/L	1		SW-846 8270D	6/27/19	7/1/19 15:03	KLB
Di-n-octylphthalate	ND	9.6	µg/L	1		SW-846 8270D	6/27/19	7/1/19 15:03	KLB
Fluoranthene (SIM)	ND	0.50	µg/L	1		SW-846 8270D	6/28/19	7/2/19 17:07	imr
Fluorene (SIM)	ND	1.0	µg/L	1		SW-846 8270D	6/28/19	7/2/19 17:07	imr
Hexachlorobenzene	ND	9.6	µg/L	1		SW-846 8270D	6/27/19	7/1/19 15:03	KLB
Hexachlorobutadiene	ND	9.6	µg/L	1		SW-846 8270D	6/27/19	7/1/19 15:03	KLB
Hexachlorocyclopentadiene	ND	9.6	µg/L	1		SW-846 8270D	6/27/19	7/1/19 15:03	KLB
Hexachloroethane	ND	9.6	µg/L	1		SW-846 8270D	6/27/19	7/1/19 15:03	KLB
Indeno(1,2,3-cd)pyrene (SIM)	ND	0.10	µg/L	1		SW-846 8270D	6/28/19	7/2/19 17:07	imr
Isophorone	ND	9.6	µg/L	1		SW-846 8270D	6/27/19	7/1/19 15:03	KLB
2-Methylnaphthalene (SIM)	ND	1.0	µg/L	1		SW-846 8270D	6/28/19	7/2/19 17:07	imr

con-test® ANALYTICAL LABORATORY
39 Spruce Street * East Longmeadow, MA 01028 * FAX 413/525-6405 * TEL. 413/525-2332

Project Location: Simsbury, CT | Sample Description: | Work Order: 19F1471

Date Received: 6/27/2019

Field Sample #: MW-16 | Sampled: 6/26/2019 11:30

Sample ID: 19F1471-03

Sample Matrix: Ground Water

Semivolatile Organic Compounds by GC/MS

Analyte	Results	RL	Units	Dilution	Flag/Qual	Method	Date Prepared	Date/Time Analyzed	Analyst
2-Methylphenol	ND	9.6	µg/L	1		SW-846 8270D	6/27/19	7/1/19 15:03	KLB
3/4-Methylphenol	ND	9.6	µg/L	1		SW-846 8270D	6/27/19	7/1/19 15:03	KLB
Naphthalene (SIM)	ND	1.0	µg/L	1		SW-846 8270D	6/28/19	7/2/19 17:07	imr
2-Nitroaniline	ND	9.6	µg/L	1		SW-846 8270D	6/27/19	7/1/19 15:03	KLB
3-Nitroaniline	ND	9.6	µg/L	1	V-34	SW-846 8270D	6/27/19	7/1/19 15:03	KLB
4-Nitroaniline	ND	9.6	µg/L	1		SW-846 8270D	6/27/19	7/1/19 15:03	KLB
Nitrobenzene	ND	9.6	µg/L	1		SW-846 8270D	6/27/19	7/1/19 15:03	KLB
2-Nitrophenol	ND	9.6	µg/L	1		SW-846 8270D	6/27/19	7/1/19 15:03	KLB
4-Nitrophenol	ND	9.6	µg/L	1	V-34	SW-846 8270D	6/27/19	7/1/19 15:03	KLB
N-Nitrosodiphenylamine/Diphenylamine	ND	9.6	µg/L	1		SW-846 8270D	6/27/19	7/1/19 15:03	KLB
N-Nitrosodi-n-propylamine	ND	9.6	µg/L	1		SW-846 8270D	6/27/19	7/1/19 15:03	KLB
Pentachloronitrobenzene	ND	9.6	µg/L	1	V-16	SW-846 8270D	6/27/19	7/1/19 15:03	KLB
Pentachlorophenol	ND	9.6	µg/L	1		SW-846 8270D	6/27/19	7/1/19 15:03	KLB
Phenanthrene (SIM)	ND	0.050	µg/L	1		SW-846 8270D	6/28/19	7/2/19 17:07	imr
Phenol	ND	9.6	µg/L	1		SW-846 8270D	6/27/19	7/1/19 15:03	KLB
Pyrene (SIM)	ND	1.0	µg/L	1		SW-846 8270D	6/28/19	7/2/19 17:07	imr
Pyridine	ND	4.8	µg/L	1	V-34	SW-846 8270D	6/27/19	7/1/19 15:03	KLB
1,2,4,5-Tetrachlorobenzene	ND	9.6	µg/L	1		SW-846 8270D	6/27/19	7/1/19 15:03	KLB
1,2,4-Trichlorobenzene	ND	4.8	µg/L	1		SW-846 8270D	6/27/19	7/1/19 15:03	KLB
2,4,5-Trichlorophenol	ND	9.6	µg/L	1		SW-846 8270D	6/27/19	7/1/19 15:03	KLB
2,4,6-Trichlorophenol	ND	9.6	µg/L	1		SW-846 8270D	6/27/19	7/1/19 15:03	KLB

Surrogates	% Recovery	Recovery Limits	Flag/Qual	
2-Fluorophenol	40.4	15-110		7/1/19 15:03
Phenol-d6	28.8	15-110		7/1/19 15:03
Nitrobenzene-d5	68.0	30-130		7/1/19 15:03
Nitrobenzene-d5 (SIM)	64.0	30-130		7/2/19 17:07
2-Fluorobiphenyl	70.8	30-130		7/1/19 15:03
2-Fluorobiphenyl (SIM)	40.6	30-130		7/2/19 17:07
2,4,6-Tribromophenol	83.2	15-110		7/1/19 15:03
p-Terphenyl-d14	76.9	30-130		7/1/19 15:03
p-Terphenyl-d14 (SIM)	43.7	30-130		7/2/19 17:07

con-test® ANALYTICAL LABORATORY
39 Spruce Street * East Longmeadow, MA 01028 * FAX 413/525-6405 * TEL. 413/525-2332

Project Location: Simsbury, CT | Sample Description: | Work Order: 19F1471

Date Received: 6/27/2019

Field Sample #: MW-16 | Sampled: 6/26/2019 11:30

Sample ID: 19F1471-03

Sample Matrix: Ground Water

Petroleum Hydrocarbons Analyses

Analyte	Results	RL	Units	Dilution	Flag/Qual	Method	Date Prepared	Date/Time Analyzed	Analyst
CT ETPH	ND	0.14	mg/L	1		CTDEP ETPH	6/28/19	7/2/19 16:05	RMW

Surrogates	% Recovery	Recovery Limits	Flag/Qual	
2-Fluorobiphenyl	73.4	50-150		7/2/19 16:05

con-test® ANALYTICAL LABORATORY
39 Spruce Street * East Longmeadow, MA 01028 * FAX 413/525-6405 * TEL. 413/525-2332

Project Location: Simsbury, CT | Sample Description: | Work Order: 19F1471

Date Received: 6/27/2019

Field Sample #: MW-201 | Sampled: 6/26/2019 12:30

Sample ID: 19F1471-04

Sample Matrix: Ground Water

Petroleum Hydrocarbons Analyses

Analyte	Results	RL	Units	Dilution	Flag/Qual	Method	Date Prepared	Date/Time Analyzed	Analyst
CT ETPH	ND	0.14	mg/L	1		CTDEP ETPH	6/28/19	7/2/19 16:25	RMW

Surrogates	% Recovery	Recovery Limits	Flag/Qual				
2-Fluorobiphenyl	70.9	50-150				7/2/19 16:25	

con-test® ANALYTICAL LABORATORY
39 Spruce Street * East Longmeadow, MA 01028 * FAX 413/525-6405 * TEL. 413/525-2332

Project Location: Simsbury, CT | Sample Description: | Work Order: 19F1471

Date Received: 6/27/2019

Field Sample #: MW-203 | Sampled: 6/26/2019 10:19

Sample ID: 19F1471-05

Sample Matrix: Ground Water

Polychlorinated Biphenyls By GC/ECD

Analyte	Results	RL	Units	Dilution	Flag/Qual	Method	Date Prepared	Date/Time Analyzed	Analyst
Aroclor-1016 [1]	ND	0.16	µg/L	1		SW-846 8082A	6/28/19	7/1/19 22:38	TG
Aroclor-1221 [1]	ND	0.16	µg/L	1		SW-846 8082A	6/28/19	7/1/19 22:38	TG
Aroclor-1232 [1]	ND	0.16	µg/L	1		SW-846 8082A	6/28/19	7/1/19 22:38	TG
Aroclor-1242 [1]	ND	0.16	µg/L	1		SW-846 8082A	6/28/19	7/1/19 22:38	TG
Aroclor-1248 [1]	ND	0.16	µg/L	1		SW-846 8082A	6/28/19	7/1/19 22:38	TG
Aroclor-1254 [1]	ND	0.16	µg/L	1		SW-846 8082A	6/28/19	7/1/19 22:38	TG
Aroclor-1260 [1]	ND	0.16	µg/L	1		SW-846 8082A	6/28/19	7/1/19 22:38	TG
Aroclor-1262 [1]	ND	0.16	µg/L	1		SW-846 8082A	6/28/19	7/1/19 22:38	TG
Aroclor-1268 [1]	ND	0.16	µg/L	1		SW-846 8082A	6/28/19	7/1/19 22:38	TG

Surrogates	% Recovery	Recovery Limits	Flag/Qual	
Decachlorobiphenyl [1]	94.8	30-150		7/1/19 22:38
Decachlorobiphenyl [2]	102	30-150		7/1/19 22:38
Tetrachloro-m-xylene [1]	76.9	30-150		7/1/19 22:38
Tetrachloro-m-xylene [2]	80.5	30-150		7/1/19 22:38

con-test® ANALYTICAL LABORATORY
39 Spruce Street * East Longmeadow, MA 01028 * FAX 413/525-6405 * TEL. 413/525-2332

Project Location: Simsbury, CT | Sample Description: | Work Order: 19F1471

Date Received: 6/27/2019

Field Sample #: MW-4R | Sampled: 6/26/2019 13:50

Sample ID: 19F1471-06

Sample Matrix: Ground Water

Volatile Organic Compounds by GC/MS

Analyte	Results	RL	Units	Dilution	Flag/Qual	Method	Date Prepared	Date/Time Analyzed	Analyst
Acetone	ND	10	µg/L	1		SW-846 8260C	7/1/19	7/1/19 11:59	LBD
Acrylonitrile	ND	2.0	µg/L	1		SW-846 8260C	7/1/19	7/1/19 11:59	LBD
Benzene	ND	0.50	µg/L	1		SW-846 8260C	7/1/19	7/1/19 11:59	LBD
Bromobenzene	ND	0.50	µg/L	1		SW-846 8260C	7/1/19	7/1/19 11:59	LBD
Bromodichloromethane	ND	0.50	µg/L	1		SW-846 8260C	7/1/19	7/1/19 11:59	LBD
Bromoform	ND	0.50	µg/L	1		SW-846 8260C	7/1/19	7/1/19 11:59	LBD
Bromomethane	ND	5.0	µg/L	1		SW-846 8260C	7/1/19	7/1/19 11:59	LBD
2-Butanone (MEK)	ND	5.0	µg/L	1		SW-846 8260C	7/1/19	7/1/19 11:59	LBD
n-Butylbenzene	ND	1.0	µg/L	1		SW-846 8260C	7/1/19	7/1/19 11:59	LBD
sec-Butylbenzene	ND	1.0	µg/L	1		SW-846 8260C	7/1/19	7/1/19 11:59	LBD
tert-Butylbenzene	ND	1.0	µg/L	1		SW-846 8260C	7/1/19	7/1/19 11:59	LBD
Carbon Disulfide	ND	5.0	µg/L	1		SW-846 8260C	7/1/19	7/1/19 11:59	LBD
Carbon Tetrachloride	ND	0.50	µg/L	1		SW-846 8260C	7/1/19	7/1/19 11:59	LBD
Chlorobenzene	ND	0.50	µg/L	1		SW-846 8260C	7/1/19	7/1/19 11:59	LBD
Chlorodibromomethane	ND	0.50	µg/L	1		SW-846 8260C	7/1/19	7/1/19 11:59	LBD
Chloroethane	ND	0.50	µg/L	1		SW-846 8260C	7/1/19	7/1/19 11:59	LBD
Chloroform	ND	0.50	µg/L	1		SW-846 8260C	7/1/19	7/1/19 11:59	LBD
Chloromethane	ND	0.60	µg/L	1		SW-846 8260C	7/1/19	7/1/19 11:59	LBD
2-Chlorotoluene	ND	0.50	µg/L	1		SW-846 8260C	7/1/19	7/1/19 11:59	LBD
4-Chlorotoluene	ND	0.50	µg/L	1		SW-846 8260C	7/1/19	7/1/19 11:59	LBD
1,2-Dibromo-3-chloropropane (DBCP)	ND	1.0	µg/L	1		SW-846 8260C	7/1/19	7/1/19 11:59	LBD
1,2-Dibromoethane (EDB)	ND	0.50	µg/L	1		SW-846 8260C	7/1/19	7/1/19 11:59	LBD
Dibromomethane	ND	0.50	µg/L	1		SW-846 8260C	7/1/19	7/1/19 11:59	LBD
1,2-Dichlorobenzene	ND	0.50	µg/L	1		SW-846 8260C	7/1/19	7/1/19 11:59	LBD
1,3-Dichlorobenzene	ND	0.50	µg/L	1		SW-846 8260C	7/1/19	7/1/19 11:59	LBD
1,4-Dichlorobenzene	ND	0.50	µg/L	1		SW-846 8260C	7/1/19	7/1/19 11:59	LBD
trans-1,4-Dichloro-2-butene	ND	2.0	µg/L	1		SW-846 8260C	7/1/19	7/1/19 11:59	LBD
Dichlorodifluoromethane (Freon 12)	ND	0.50	µg/L	1		SW-846 8260C	7/1/19	7/1/19 11:59	LBD
1,1-Dichloroethane	ND	0.50	µg/L	1		SW-846 8260C	7/1/19	7/1/19 11:59	LBD
1,2-Dichloroethane	ND	0.50	µg/L	1		SW-846 8260C	7/1/19	7/1/19 11:59	LBD
1,1-Dichloroethylene	ND	0.50	µg/L	1		SW-846 8260C	7/1/19	7/1/19 11:59	LBD
cis-1,2-Dichloroethylene	ND	0.50	µg/L	1		SW-846 8260C	7/1/19	7/1/19 11:59	LBD
trans-1,2-Dichloroethylene	ND	1.0	µg/L	1		SW-846 8260C	7/1/19	7/1/19 11:59	LBD
1,2-Dichloropropane	ND	0.50	µg/L	1		SW-846 8260C	7/1/19	7/1/19 11:59	LBD
1,3-Dichloropropane	ND	0.50	µg/L	1		SW-846 8260C	7/1/19	7/1/19 11:59	LBD
2,2-Dichloropropane	ND	0.50	µg/L	1		SW-846 8260C	7/1/19	7/1/19 11:59	LBD
1,1-Dichloropropene	ND	0.50	µg/L	1		SW-846 8260C	7/1/19	7/1/19 11:59	LBD
cis-1,3-Dichloropropene	ND	0.50	µg/L	1		SW-846 8260C	7/1/19	7/1/19 11:59	LBD
trans-1,3-Dichloropropene	ND	0.50	µg/L	1		SW-846 8260C	7/1/19	7/1/19 11:59	LBD
Ethylbenzene	ND	0.50	µg/L	1		SW-846 8260C	7/1/19	7/1/19 11:59	LBD
Hexachlorobutadiene	ND	0.60	µg/L	1		SW-846 8260C	7/1/19	7/1/19 11:59	LBD
2-Hexanone (MBK)	ND	5.0	µg/L	1		SW-846 8260C	7/1/19	7/1/19 11:59	LBD
Isopropylbenzene (Cumene)	ND	0.50	µg/L	1		SW-846 8260C	7/1/19	7/1/19 11:59	LBD
p-Isopropyltoluene (p-Cymene)	ND	0.50	µg/L	1		SW-846 8260C	7/1/19	7/1/19 11:59	LBD

con-test® ANALYTICAL LABORATORY
39 Spruce Street * East Longmeadow, MA 01028 * FAX 413/525-6405 * TEL. 413/525-2332

Project Location: Simsbury, CT | Sample Description: | Work Order: 19F1471

Date Received: 6/27/2019

Field Sample #: MW-4R | Sampled: 6/26/2019 13:50

Sample ID: 19F1471-06

Sample Matrix: Ground Water

Volatile Organic Compounds by GC/MS

Analyte	Results	RL	Units	Dilution	Flag/Qual	Method	Date Prepared	Date/Time Analyzed	Analyst
Methyl tert-Butyl Ether (MTBE)	ND	0.50	µg/L	1		SW-846 8260C	7/1/19	7/1/19 11:59	LBD
Methylene Chloride	ND	5.0	µg/L	1		SW-846 8260C	7/1/19	7/1/19 11:59	LBD
4-Methyl-2-pentanone (MIBK)	ND	5.0	µg/L	1		SW-846 8260C	7/1/19	7/1/19 11:59	LBD
Naphthalene	ND	2.0	µg/L	1		SW-846 8260C	7/1/19	7/1/19 11:59	LBD
n-Propylbenzene	ND	1.0	µg/L	1		SW-846 8260C	7/1/19	7/1/19 11:59	LBD
Styrene	ND	1.0	µg/L	1		SW-846 8260C	7/1/19	7/1/19 11:59	LBD
1,1,1,2-Tetrachloroethane	ND	0.50	µg/L	1		SW-846 8260C	7/1/19	7/1/19 11:59	LBD
1,1,2,2-Tetrachloroethane	ND	0.50	µg/L	1		SW-846 8260C	7/1/19	7/1/19 11:59	LBD
Tetrachloroethylene	ND	1.0	µg/L	1		SW-846 8260C	7/1/19	7/1/19 11:59	LBD
Tetrahydrofuran	ND	10	µg/L	1		SW-846 8260C	7/1/19	7/1/19 11:59	LBD
Toluene	ND	1.0	µg/L	1		SW-846 8260C	7/1/19	7/1/19 11:59	LBD
1,2,3-Trichlorobenzene	ND	1.0	µg/L	1		SW-846 8260C	7/1/19	7/1/19 11:59	LBD
1,2,4-Trichlorobenzene	ND	0.50	µg/L	1		SW-846 8260C	7/1/19	7/1/19 11:59	LBD
1,1,1-Trichloroethane	ND	0.50	µg/L	1		SW-846 8260C	7/1/19	7/1/19 11:59	LBD
1,1,2-Trichloroethane	ND	0.50	µg/L	1		SW-846 8260C	7/1/19	7/1/19 11:59	LBD
Trichloroethylene	ND	1.0	µg/L	1		SW-846 8260C	7/1/19	7/1/19 11:59	LBD
Trichlorofluoromethane (Freon 11)	ND	2.0	µg/L	1		SW-846 8260C	7/1/19	7/1/19 11:59	LBD
1,2,3-Trichloropropane	ND	0.50	µg/L	1		SW-846 8260C	7/1/19	7/1/19 11:59	LBD
1,1,2-Trichloro-1,2,2-trifluoroethane (Freon 113)	ND	0.50	µg/L	1		SW-846 8260C	7/1/19	7/1/19 11:59	LBD
1,2,4-Trimethylbenzene	ND	0.50	µg/L	1		SW-846 8260C	7/1/19	7/1/19 11:59	LBD
1,3,5-Trimethylbenzene	ND	0.50	µg/L	1		SW-846 8260C	7/1/19	7/1/19 11:59	LBD
Vinyl Chloride	ND	1.0	µg/L	1		SW-846 8260C	7/1/19	7/1/19 11:59	LBD
m+p Xylene	ND	2.0	µg/L	1		SW-846 8260C	7/1/19	7/1/19 11:59	LBD
o-Xylene	ND	1.0	µg/L	1		SW-846 8260C	7/1/19	7/1/19 11:59	LBD

Surrogates	% Recovery	Recovery Limits	Flag/Qual	
1,2-Dichloroethane-d4	98.0	70-130		7/1/19 11:59
Toluene-d8	109	70-130		7/1/19 11:59
4-Bromofluorobenzene	96.0	70-130		7/1/19 11:59

con-test® ANALYTICAL LABORATORY
39 Spruce Street * East Longmeadow, MA 01028 * FAX 413/525-6405 * TEL. 413/525-2332

Project Location: Simsbury, CT | Sample Description: | Work Order: 19F1471

Date Received: 6/27/2019

Field Sample #: MW-4R | Sampled: 6/26/2019 13:50

Sample ID: 19F1471-06

Sample Matrix: Ground Water

Semivolatile Organic Compounds by GC/MS

Analyte	Results	RL	Units	Dilution	Flag/Qual	Method	Date Prepared	Date/Time Analyzed	Analyst
Acenaphthene (SIM)	ND	0.30	µg/L	1		SW-846 8270D	6/28/19	7/2/19 17:36	imr
Acenaphthylene (SIM)	ND	0.20	µg/L	1		SW-846 8270D	6/28/19	7/2/19 17:36	imr
Aniline	ND	4.8	µg/L	1		SW-846 8270D	6/27/19	7/1/19 15:26	KLB
Anthracene (SIM)	ND	0.20	µg/L	1		SW-846 8270D	6/28/19	7/2/19 17:36	imr
Benzo(a)anthracene (SIM)	ND	0.050	µg/L	1		SW-846 8270D	6/28/19	7/2/19 17:36	imr
Benzo(a)pyrene (SIM)	ND	0.10	µg/L	1		SW-846 8270D	6/28/19	7/2/19 17:36	imr
Benzo(b)fluoranthene (SIM)	ND	0.050	µg/L	1		SW-846 8270D	6/28/19	7/2/19 17:36	imr
Benzo(g,h,i)perylene (SIM)	ND	0.50	µg/L	1		SW-846 8270D	6/28/19	7/2/19 17:36	imr
Benzo(k)fluoranthene (SIM)	ND	0.20	µg/L	1		SW-846 8270D	6/28/19	7/2/19 17:36	imr
Bis(2-chloroethoxy)methane	ND	9.6	µg/L	1		SW-846 8270D	6/27/19	7/1/19 15:26	KLB
Bis(2-chloroethyl)ether	ND	9.6	µg/L	1		SW-846 8270D	6/27/19	7/1/19 15:26	KLB
Bis(2-chloroisopropyl)ether	ND	9.6	µg/L	1		SW-846 8270D	6/27/19	7/1/19 15:26	KLB
Bis(2-Ethylhexyl)phthalate	ND	9.6	µg/L	1		SW-846 8270D	6/27/19	7/1/19 15:26	KLB
4-Bromophenylphenylether	ND	9.6	µg/L	1		SW-846 8270D	6/27/19	7/1/19 15:26	KLB
Butylbenzylphthalate	ND	9.6	µg/L	1		SW-846 8270D	6/27/19	7/1/19 15:26	KLB
Carbazole	ND	9.6	µg/L	1		SW-846 8270D	6/27/19	7/1/19 15:26	KLB
4-Chloroaniline	ND	9.6	µg/L	1	V-34, R-05	SW-846 8270D	6/27/19	7/1/19 15:26	KLB
4-Chloro-3-methylphenol	ND	9.6	µg/L	1		SW-846 8270D	6/27/19	7/1/19 15:26	KLB
2-Chloronaphthalene	ND	9.6	µg/L	1		SW-846 8270D	6/27/19	7/1/19 15:26	KLB
2-Chlorophenol	ND	9.6	µg/L	1		SW-846 8270D	6/27/19	7/1/19 15:26	KLB
4-Chlorophenylphenylether	ND	9.6	µg/L	1		SW-846 8270D	6/27/19	7/1/19 15:26	KLB
Chrysene (SIM)	ND	0.20	µg/L	1		SW-846 8270D	6/28/19	7/2/19 17:36	imr
Dibenz(a,h)anthracene (SIM)	ND	0.10	µg/L	1		SW-846 8270D	6/28/19	7/2/19 17:36	imr
Dibenzofuran	ND	4.8	µg/L	1		SW-846 8270D	6/27/19	7/1/19 15:26	KLB
Di-n-butylphthalate	ND	9.6	µg/L	1		SW-846 8270D	6/27/19	7/1/19 15:26	KLB
3,3-Dichlorobenzidine	ND	9.6	µg/L	1	V-34	SW-846 8270D	6/27/19	7/1/19 15:26	KLB
2,4-Dichlorophenol	ND	9.6	µg/L	1		SW-846 8270D	6/27/19	7/1/19 15:26	KLB
Diethylphthalate	ND	9.6	µg/L	1		SW-846 8270D	6/27/19	7/1/19 15:26	KLB
2,4-Dimethylphenol	ND	9.6	µg/L	1		SW-846 8270D	6/27/19	7/1/19 15:26	KLB
Dimethylphthalate	ND	9.6	µg/L	1		SW-846 8270D	6/27/19	7/1/19 15:26	KLB
4,6-Dinitro-2-methylphenol	ND	9.6	µg/L	1		SW-846 8270D	6/27/19	7/1/19 15:26	KLB
2,4-Dinitrophenol	ND	9.6	µg/L	1	V-34	SW-846 8270D	6/27/19	7/1/19 15:26	KLB
2,4-Dinitrotoluene	ND	9.6	µg/L	1		SW-846 8270D	6/27/19	7/1/19 15:26	KLB
2,6-Dinitrotoluene	ND	9.6	µg/L	1		SW-846 8270D	6/27/19	7/1/19 15:26	KLB
Di-n-octylphthalate	ND	9.6	µg/L	1		SW-846 8270D	6/27/19	7/1/19 15:26	KLB
Fluoranthene (SIM)	ND	0.50	µg/L	1		SW-846 8270D	6/28/19	7/2/19 17:36	imr
Fluorene (SIM)	ND	1.0	µg/L	1		SW-846 8270D	6/28/19	7/2/19 17:36	imr
Hexachlorobenzene	ND	9.6	µg/L	1		SW-846 8270D	6/27/19	7/1/19 15:26	KLB
Hexachlorobutadiene	ND	9.6	µg/L	1		SW-846 8270D	6/27/19	7/1/19 15:26	KLB
Hexachlorocyclopentadiene	ND	9.6	µg/L	1		SW-846 8270D	6/27/19	7/1/19 15:26	KLB
Hexachloroethane	ND	9.6	µg/L	1		SW-846 8270D	6/27/19	7/1/19 15:26	KLB
Indeno(1,2,3-cd)pyrene (SIM)	ND	0.10	µg/L	1		SW-846 8270D	6/28/19	7/2/19 17:36	imr
Isophorone	ND	9.6	µg/L	1		SW-846 8270D	6/27/19	7/1/19 15:26	KLB
2-Methylnaphthalene (SIM)	ND	1.0	µg/L	1		SW-846 8270D	6/28/19	7/2/19 17:36	imr

con-test® ANALYTICAL LABORATORY
39 Spruce Street * East Longmeadow, MA 01028 * FAX 413/525-6405 * TEL. 413/525-2332

Project Location: Simsbury, CT | Sample Description: | Work Order: 19F1471

Date Received: 6/27/2019

Field Sample #: MW-4R | Sampled: 6/26/2019 13:50

Sample ID: 19F1471-06

Sample Matrix: Ground Water

Semivolatile Organic Compounds by GC/MS

Analyte	Results	RL	Units	Dilution	Flag/Qual	Method	Date Prepared	Date/Time Analyzed	Analyst
2-Methylphenol	ND	9.6	µg/L	1		SW-846 8270D	6/27/19	7/1/19 15:26	KLB
3/4-Methylphenol	ND	9.6	µg/L	1		SW-846 8270D	6/27/19	7/1/19 15:26	KLB
Naphthalene (SIM)	ND	1.0	µg/L	1		SW-846 8270D	6/28/19	7/2/19 17:36	imr
2-Nitroaniline	ND	9.6	µg/L	1		SW-846 8270D	6/27/19	7/1/19 15:26	KLB
3-Nitroaniline	ND	9.6	µg/L	1	V-34	SW-846 8270D	6/27/19	7/1/19 15:26	KLB
4-Nitroaniline	ND	9.6	µg/L	1		SW-846 8270D	6/27/19	7/1/19 15:26	KLB
Nitrobenzene	ND	9.6	µg/L	1		SW-846 8270D	6/27/19	7/1/19 15:26	KLB
2-Nitrophenol	ND	9.6	µg/L	1		SW-846 8270D	6/27/19	7/1/19 15:26	KLB
4-Nitrophenol	ND	9.6	µg/L	1	V-34	SW-846 8270D	6/27/19	7/1/19 15:26	KLB
N-Nitrosodiphenylamine/Diphenylamine	ND	9.6	µg/L	1		SW-846 8270D	6/27/19	7/1/19 15:26	KLB
N-Nitrosodi-n-propylamine	ND	9.6	µg/L	1		SW-846 8270D	6/27/19	7/1/19 15:26	KLB
Pentachloronitrobenzene	ND	9.6	µg/L	1	V-16	SW-846 8270D	6/27/19	7/1/19 15:26	KLB
Pentachlorophenol	ND	9.6	µg/L	1		SW-846 8270D	6/27/19	7/1/19 15:26	KLB
Phenanthrene (SIM)	ND	0.050	µg/L	1		SW-846 8270D	6/28/19	7/2/19 17:36	imr
Phenol	ND	9.6	µg/L	1		SW-846 8270D	6/27/19	7/1/19 15:26	KLB
Pyrene (SIM)	ND	1.0	µg/L	1		SW-846 8270D	6/28/19	7/2/19 17:36	imr
Pyridine	ND	4.8	µg/L	1	V-34	SW-846 8270D	6/27/19	7/1/19 15:26	KLB
1,2,4,5-Tetrachlorobenzene	ND	9.6	µg/L	1		SW-846 8270D	6/27/19	7/1/19 15:26	KLB
1,2,4-Trichlorobenzene	ND	4.8	µg/L	1		SW-846 8270D	6/27/19	7/1/19 15:26	KLB
2,4,5-Trichlorophenol	ND	9.6	µg/L	1		SW-846 8270D	6/27/19	7/1/19 15:26	KLB
2,4,6-Trichlorophenol	ND	9.6	µg/L	1		SW-846 8270D	6/27/19	7/1/19 15:26	KLB

Surrogates	% Recovery	Recovery Limits	Flag/Qual	
2-Fluorophenol	37.6	15-110		7/1/19 15:26
Phenol-d6	27.2	15-110		7/1/19 15:26
Nitrobenzene-d5	63.6	30-130		7/1/19 15:26
Nitrobenzene-d5 (SIM)	71.5	30-130		7/2/19 17:36
2-Fluorobiphenyl	67.0	30-130		7/1/19 15:26
2-Fluorobiphenyl (SIM)	44.6	30-130		7/2/19 17:36
2,4,6-Tribromophenol	82.2	15-110		7/1/19 15:26
p-Terphenyl-d14	76.7	30-130		7/1/19 15:26
p-Terphenyl-d14 (SIM)	47.7	30-130		7/2/19 17:36

con-test® ANALYTICAL LABORATORY
39 Spruce Street * East Longmeadow, MA 01028 * FAX 413/525-6405 * TEL. 413/525-2332

Project Location: Simsbury, CT | Sample Description: | Work Order: 19F1471

Date Received: 6/27/2019

Field Sample #: MW-4R | Sampled: 6/26/2019 13:50

Sample ID: 19F1471-06

Sample Matrix: Ground Water

Petroleum Hydrocarbons Analyses

Analyte	Results	RL	Units	Dilution	Flag/Qual	Method	Date Prepared	Date/Time Analyzed	Analyst
CT ETPH	0.16	0.14	mg/L	1		CTDEP ETPH	6/28/19	7/2/19 17:26	RMW

Surrogates	% Recovery	Recovery Limits	Flag/Qual	
2-Fluorobiphenyl	72.6	50-150		7/2/19 17:26

con-test® ANALYTICAL LABORATORY
39 Spruce Street * East Longmeadow, MA 01028 * FAX 413/525-6405 * TEL. 413/525-2332

Project Location: Simsbury, CT | Sample Description: | Work Order: 19F1471

Date Received: 6/27/2019

Field Sample #: MW-6 | Sampled: 6/26/2019 11:46

Sample ID: 19F1471-07

Sample Matrix: Ground Water

Volatile Organic Compounds by GC/MS

Analyte	Results	RL	Units	Dilution	Flag/Qual	Method	Date Prepared	Date/Time Analyzed	Analyst
Acetone	ND	10	µg/L	1		SW-846 8260C	7/1/19	7/1/19 12:30	LBD
Acrylonitrile	ND	2.0	µg/L	1		SW-846 8260C	7/1/19	7/1/19 12:30	LBD
Benzene	ND	0.50	µg/L	1		SW-846 8260C	7/1/19	7/1/19 12:30	LBD
Bromobenzene	ND	0.50	µg/L	1		SW-846 8260C	7/1/19	7/1/19 12:30	LBD
Bromodichloromethane	ND	0.50	µg/L	1		SW-846 8260C	7/1/19	7/1/19 12:30	LBD
Bromoform	ND	0.50	µg/L	1		SW-846 8260C	7/1/19	7/1/19 12:30	LBD
Bromomethane	ND	5.0	µg/L	1		SW-846 8260C	7/1/19	7/1/19 12:30	LBD
2-Butanone (MEK)	ND	5.0	µg/L	1		SW-846 8260C	7/1/19	7/1/19 12:30	LBD
n-Butylbenzene	ND	1.0	µg/L	1		SW-846 8260C	7/1/19	7/1/19 12:30	LBD
sec-Butylbenzene	ND	1.0	µg/L	1		SW-846 8260C	7/1/19	7/1/19 12:30	LBD
tert-Butylbenzene	ND	1.0	µg/L	1		SW-846 8260C	7/1/19	7/1/19 12:30	LBD
Carbon Disulfide	ND	5.0	µg/L	1		SW-846 8260C	7/1/19	7/1/19 12:30	LBD
Carbon Tetrachloride	ND	0.50	µg/L	1		SW-846 8260C	7/1/19	7/1/19 12:30	LBD
Chlorobenzene	ND	0.50	µg/L	1		SW-846 8260C	7/1/19	7/1/19 12:30	LBD
Chlorodibromomethane	ND	0.50	µg/L	1		SW-846 8260C	7/1/19	7/1/19 12:30	LBD
Chloroethane	ND	0.50	µg/L	1		SW-846 8260C	7/1/19	7/1/19 12:30	LBD
Chloroform	ND	0.50	µg/L	1		SW-846 8260C	7/1/19	7/1/19 12:30	LBD
Chloromethane	ND	0.60	µg/L	1		SW-846 8260C	7/1/19	7/1/19 12:30	LBD
2-Chlorotoluene	ND	0.50	µg/L	1		SW-846 8260C	7/1/19	7/1/19 12:30	LBD
4-Chlorotoluene	ND	0.50	µg/L	1		SW-846 8260C	7/1/19	7/1/19 12:30	LBD
1,2-Dibromo-3-chloropropane (DBCP)	ND	1.0	µg/L	1		SW-846 8260C	7/1/19	7/1/19 12:30	LBD
1,2-Dibromoethane (EDB)	ND	0.50	µg/L	1		SW-846 8260C	7/1/19	7/1/19 12:30	LBD
Dibromomethane	ND	0.50	µg/L	1		SW-846 8260C	7/1/19	7/1/19 12:30	LBD
1,2-Dichlorobenzene	ND	0.50	µg/L	1		SW-846 8260C	7/1/19	7/1/19 12:30	LBD
1,3-Dichlorobenzene	ND	0.50	µg/L	1		SW-846 8260C	7/1/19	7/1/19 12:30	LBD
1,4-Dichlorobenzene	ND	0.50	µg/L	1		SW-846 8260C	7/1/19	7/1/19 12:30	LBD
trans-1,4-Dichloro-2-butene	ND	2.0	µg/L	1		SW-846 8260C	7/1/19	7/1/19 12:30	LBD
Dichlorodifluoromethane (Freon 12)	ND	0.50	µg/L	1		SW-846 8260C	7/1/19	7/1/19 12:30	LBD
1,1-Dichloroethane	ND	0.50	µg/L	1		SW-846 8260C	7/1/19	7/1/19 12:30	LBD
1,2-Dichloroethane	ND	0.50	µg/L	1		SW-846 8260C	7/1/19	7/1/19 12:30	LBD
1,1-Dichloroethylene	ND	0.50	µg/L	1		SW-846 8260C	7/1/19	7/1/19 12:30	LBD
cis-1,2-Dichloroethylene	ND	0.50	µg/L	1		SW-846 8260C	7/1/19	7/1/19 12:30	LBD
trans-1,2-Dichloroethylene	ND	1.0	µg/L	1		SW-846 8260C	7/1/19	7/1/19 12:30	LBD
1,2-Dichloropropane	ND	0.50	µg/L	1		SW-846 8260C	7/1/19	7/1/19 12:30	LBD
1,3-Dichloropropane	ND	0.50	µg/L	1		SW-846 8260C	7/1/19	7/1/19 12:30	LBD
2,2-Dichloropropane	ND	0.50	µg/L	1		SW-846 8260C	7/1/19	7/1/19 12:30	LBD
1,1-Dichloropropene	ND	0.50	µg/L	1		SW-846 8260C	7/1/19	7/1/19 12:30	LBD
cis-1,3-Dichloropropene	ND	0.50	µg/L	1		SW-846 8260C	7/1/19	7/1/19 12:30	LBD
trans-1,3-Dichloropropene	ND	0.50	µg/L	1		SW-846 8260C	7/1/19	7/1/19 12:30	LBD
Ethylbenzene	ND	0.50	µg/L	1		SW-846 8260C	7/1/19	7/1/19 12:30	LBD
Hexachlorobutadiene	ND	0.60	µg/L	1		SW-846 8260C	7/1/19	7/1/19 12:30	LBD
2-Hexanone (MBK)	ND	5.0	µg/L	1		SW-846 8260C	7/1/19	7/1/19 12:30	LBD
Isopropylbenzene (Cumene)	ND	0.50	µg/L	1		SW-846 8260C	7/1/19	7/1/19 12:30	LBD
p-Isopropyltoluene (p-Cymene)	ND	0.50	µg/L	1		SW-846 8260C	7/1/19	7/1/19 12:30	LBD

con-test® ANALYTICAL LABORATORY
39 Spruce Street * East Longmeadow, MA 01028 * FAX 413/525-6405 * TEL. 413/525-2332

Project Location: Simsbury, CT | Sample Description: | Work Order: 19F1471

Date Received: 6/27/2019

Field Sample #: MW-6 | Sampled: 6/26/2019 11:46

Sample ID: 19F1471-07

Sample Matrix: Ground Water

Volatile Organic Compounds by GC/MS

Analyte	Results	RL	Units	Dilution	Flag/Qual	Method	Date Prepared	Date/Time Analyzed	Analyst
Methyl tert-Butyl Ether (MTBE)	ND	0.50	µg/L	1		SW-846 8260C	7/1/19	7/1/19 12:30	LBD
Methylene Chloride	ND	5.0	µg/L	1		SW-846 8260C	7/1/19	7/1/19 12:30	LBD
4-Methyl-2-pentanone (MIBK)	ND	5.0	µg/L	1		SW-846 8260C	7/1/19	7/1/19 12:30	LBD
Naphthalene	ND	2.0	µg/L	1		SW-846 8260C	7/1/19	7/1/19 12:30	LBD
n-Propylbenzene	ND	1.0	µg/L	1		SW-846 8260C	7/1/19	7/1/19 12:30	LBD
Styrene	ND	1.0	µg/L	1		SW-846 8260C	7/1/19	7/1/19 12:30	LBD
1,1,1,2-Tetrachloroethane	ND	0.50	µg/L	1		SW-846 8260C	7/1/19	7/1/19 12:30	LBD
1,1,2,2-Tetrachloroethane	ND	0.50	µg/L	1		SW-846 8260C	7/1/19	7/1/19 12:30	LBD
Tetrachloroethylene	ND	1.0	µg/L	1		SW-846 8260C	7/1/19	7/1/19 12:30	LBD
Tetrahydrofuran	ND	10	µg/L	1		SW-846 8260C	7/1/19	7/1/19 12:30	LBD
Toluene	ND	1.0	µg/L	1		SW-846 8260C	7/1/19	7/1/19 12:30	LBD
1,2,3-Trichlorobenzene	ND	1.0	µg/L	1		SW-846 8260C	7/1/19	7/1/19 12:30	LBD
1,2,4-Trichlorobenzene	ND	0.50	µg/L	1		SW-846 8260C	7/1/19	7/1/19 12:30	LBD
1,1,1-Trichloroethane	ND	0.50	µg/L	1		SW-846 8260C	7/1/19	7/1/19 12:30	LBD
1,1,2-Trichloroethane	ND	0.50	µg/L	1		SW-846 8260C	7/1/19	7/1/19 12:30	LBD
Trichloroethylene	ND	1.0	µg/L	1		SW-846 8260C	7/1/19	7/1/19 12:30	LBD
Trichlorofluoromethane (Freon 11)	ND	2.0	µg/L	1		SW-846 8260C	7/1/19	7/1/19 12:30	LBD
1,2,3-Trichloropropane	ND	0.50	µg/L	1		SW-846 8260C	7/1/19	7/1/19 12:30	LBD
1,1,2-Trichloro-1,2,2-trifluoroethane (Freon 113)	ND	0.50	µg/L	1		SW-846 8260C	7/1/19	7/1/19 12:30	LBD
1,2,4-Trimethylbenzene	ND	0.50	µg/L	1		SW-846 8260C	7/1/19	7/1/19 12:30	LBD
1,3,5-Trimethylbenzene	ND	0.50	µg/L	1		SW-846 8260C	7/1/19	7/1/19 12:30	LBD
Vinyl Chloride	ND	1.0	µg/L	1		SW-846 8260C	7/1/19	7/1/19 12:30	LBD
m+p Xylene	ND	2.0	µg/L	1		SW-846 8260C	7/1/19	7/1/19 12:30	LBD
o-Xylene	ND	1.0	µg/L	1		SW-846 8260C	7/1/19	7/1/19 12:30	LBD

Surrogates	% Recovery	Recovery Limits	Flag/Qual	
1,2-Dichloroethane-d4	99.6	70-130		7/1/19 12:30
Toluene-d8	109	70-130		7/1/19 12:30
4-Bromofluorobenzene	94.1	70-130		7/1/19 12:30

con-test® ANALYTICAL LABORATORY
39 Spruce Street * East Longmeadow, MA 01028 * FAX 413/525-6405 * TEL. 413/525-2332

Project Location: Simsbury, CT | Sample Description: | Work Order: 19F1471

Date Received: 6/27/2019

Field Sample #: MW-6 | Sampled: 6/26/2019 11:46

Sample ID: 19F1471-07

Sample Matrix: Ground Water

Semivolatile Organic Compounds by GC/MS

Analyte	Results	RL	Units	Dilution	Flag/Qual	Method	Date Prepared	Date/Time Analyzed	Analyst
Acenaphthene (SIM)	ND	0.30	µg/L	1		SW-846 8270D	6/28/19	7/2/19 18:06	imr
Acenaphthylene (SIM)	ND	0.20	µg/L	1		SW-846 8270D	6/28/19	7/2/19 18:06	imr
Aniline	ND	4.8	µg/L	1		SW-846 8270D	6/27/19	7/1/19 15:48	KLB
Anthracene (SIM)	ND	0.20	µg/L	1		SW-846 8270D	6/28/19	7/2/19 18:06	imr
Benzo(a)anthracene (SIM)	ND	0.050	µg/L	1		SW-846 8270D	6/28/19	7/2/19 18:06	imr
Benzo(a)pyrene (SIM)	ND	0.10	µg/L	1		SW-846 8270D	6/28/19	7/2/19 18:06	imr
Benzo(b)fluoranthene (SIM)	ND	0.050	µg/L	1		SW-846 8270D	6/28/19	7/2/19 18:06	imr
Benzo(g,h,i)perylene (SIM)	ND	0.50	µg/L	1		SW-846 8270D	6/28/19	7/2/19 18:06	imr
Benzo(k)fluoranthene (SIM)	ND	0.20	µg/L	1		SW-846 8270D	6/28/19	7/2/19 18:06	imr
Bis(2-chloroethoxy)methane	ND	9.6	µg/L	1		SW-846 8270D	6/27/19	7/1/19 15:48	KLB
Bis(2-chloroethyl)ether	ND	9.6	µg/L	1		SW-846 8270D	6/27/19	7/1/19 15:48	KLB
Bis(2-chloroisopropyl)ether	ND	9.6	µg/L	1		SW-846 8270D	6/27/19	7/1/19 15:48	KLB
Bis(2-Ethylhexyl)phthalate	ND	9.6	µg/L	1		SW-846 8270D	6/27/19	7/1/19 15:48	KLB
4-Bromophenylphenylether	ND	9.6	µg/L	1		SW-846 8270D	6/27/19	7/1/19 15:48	KLB
Butylbenzylphthalate	ND	9.6	µg/L	1		SW-846 8270D	6/27/19	7/1/19 15:48	KLB
Carbazole	ND	9.6	µg/L	1		SW-846 8270D	6/27/19	7/1/19 15:48	KLB
4-Chloroaniline	ND	9.6	µg/L	1	R-05, V-34	SW-846 8270D	6/27/19	7/1/19 15:48	KLB
4-Chloro-3-methylphenol	ND	9.6	µg/L	1		SW-846 8270D	6/27/19	7/1/19 15:48	KLB
2-Chloronaphthalene	ND	9.6	µg/L	1		SW-846 8270D	6/27/19	7/1/19 15:48	KLB
2-Chlorophenol	ND	9.6	µg/L	1		SW-846 8270D	6/27/19	7/1/19 15:48	KLB
4-Chlorophenylphenylether	ND	9.6	µg/L	1		SW-846 8270D	6/27/19	7/1/19 15:48	KLB
Chrysene (SIM)	ND	0.20	µg/L	1		SW-846 8270D	6/28/19	7/2/19 18:06	imr
Dibenz(a,h)anthracene (SIM)	ND	0.10	µg/L	1		SW-846 8270D	6/28/19	7/2/19 18:06	imr
Dibenzofuran	ND	4.8	µg/L	1		SW-846 8270D	6/27/19	7/1/19 15:48	KLB
Di-n-butylphthalate	ND	9.6	µg/L	1		SW-846 8270D	6/27/19	7/1/19 15:48	KLB
3,3-Dichlorobenzidine	ND	9.6	µg/L	1	V-34	SW-846 8270D	6/27/19	7/1/19 15:48	KLB
2,4-Dichlorophenol	ND	9.6	µg/L	1		SW-846 8270D	6/27/19	7/1/19 15:48	KLB
Diethylphthalate	ND	9.6	µg/L	1		SW-846 8270D	6/27/19	7/1/19 15:48	KLB
2,4-Dimethylphenol	ND	9.6	µg/L	1		SW-846 8270D	6/27/19	7/1/19 15:48	KLB
Dimethylphthalate	ND	9.6	µg/L	1		SW-846 8270D	6/27/19	7/1/19 15:48	KLB
4,6-Dinitro-2-methylphenol	ND	9.6	µg/L	1		SW-846 8270D	6/27/19	7/1/19 15:48	KLB
2,4-Dinitrophenol	ND	9.6	µg/L	1	V-34	SW-846 8270D	6/27/19	7/1/19 15:48	KLB
2,4-Dinitrotoluene	ND	9.6	µg/L	1		SW-846 8270D	6/27/19	7/1/19 15:48	KLB
2,6-Dinitrotoluene	ND	9.6	µg/L	1		SW-846 8270D	6/27/19	7/1/19 15:48	KLB
Di-n-octylphthalate	ND	9.6	µg/L	1		SW-846 8270D	6/27/19	7/1/19 15:48	KLB
Fluoranthene (SIM)	ND	0.50	µg/L	1		SW-846 8270D	6/28/19	7/2/19 18:06	imr
Fluorene (SIM)	ND	1.0	µg/L	1		SW-846 8270D	6/28/19	7/2/19 18:06	imr
Hexachlorobenzene	ND	9.6	µg/L	1		SW-846 8270D	6/27/19	7/1/19 15:48	KLB
Hexachlorobutadiene	ND	9.6	µg/L	1		SW-846 8270D	6/27/19	7/1/19 15:48	KLB
Hexachlorocyclopentadiene	ND	9.6	µg/L	1		SW-846 8270D	6/27/19	7/1/19 15:48	KLB
Hexachloroethane	ND	9.6	µg/L	1		SW-846 8270D	6/27/19	7/1/19 15:48	KLB
Indeno(1,2,3-cd)pyrene (SIM)	ND	0.10	µg/L	1		SW-846 8270D	6/28/19	7/2/19 18:06	imr
Isophorone	ND	9.6	µg/L	1		SW-846 8270D	6/27/19	7/1/19 15:48	KLB
2-Methylnaphthalene (SIM)	ND	1.0	µg/L	1		SW-846 8270D	6/28/19	7/2/19 18:06	imr

con-test® ANALYTICAL LABORATORY
39 Spruce Street * East Longmeadow, MA 01028 * FAX 413/525-6405 * TEL. 413/525-2332

Project Location: Simsbury, CT | Sample Description: | Work Order: 19F1471

Date Received: 6/27/2019

Field Sample #: MW-6 | Sampled: 6/26/2019 11:46

Sample ID: 19F1471-07

Sample Matrix: Ground Water

Semivolatile Organic Compounds by GC/MS

Analyte	Results	RL	Units	Dilution	Flag/Qual	Method	Date Prepared	Date/Time Analyzed	Analyst
2-Methylphenol	ND	9.6	µg/L	1		SW-846 8270D	6/27/19	7/1/19 15:48	KLB
3/4-Methylphenol	ND	9.6	µg/L	1		SW-846 8270D	6/27/19	7/1/19 15:48	KLB
Naphthalene (SIM)	ND	1.0	µg/L	1		SW-846 8270D	6/28/19	7/2/19 18:06	imr
2-Nitroaniline	ND	9.6	µg/L	1		SW-846 8270D	6/27/19	7/1/19 15:48	KLB
3-Nitroaniline	ND	9.6	µg/L	1	V-34	SW-846 8270D	6/27/19	7/1/19 15:48	KLB
4-Nitroaniline	ND	9.6	µg/L	1		SW-846 8270D	6/27/19	7/1/19 15:48	KLB
Nitrobenzene	ND	9.6	µg/L	1		SW-846 8270D	6/27/19	7/1/19 15:48	KLB
2-Nitrophenol	ND	9.6	µg/L	1		SW-846 8270D	6/27/19	7/1/19 15:48	KLB
4-Nitrophenol	ND	9.6	µg/L	1	V-34	SW-846 8270D	6/27/19	7/1/19 15:48	KLB
N-Nitrosodiphenylamine/Diphenylamine	ND	9.6	µg/L	1		SW-846 8270D	6/27/19	7/1/19 15:48	KLB
N-Nitrosodi-n-propylamine	ND	9.6	µg/L	1		SW-846 8270D	6/27/19	7/1/19 15:48	KLB
Pentachloronitrobenzene	ND	9.6	µg/L	1	V-16	SW-846 8270D	6/27/19	7/1/19 15:48	KLB
Pentachlorophenol	ND	9.6	µg/L	1		SW-846 8270D	6/27/19	7/1/19 15:48	KLB
Phenanthrene (SIM)	ND	0.050	µg/L	1		SW-846 8270D	6/28/19	7/2/19 18:06	imr
Phenol	ND	9.6	µg/L	1		SW-846 8270D	6/27/19	7/1/19 15:48	KLB
Pyrene (SIM)	ND	1.0	µg/L	1		SW-846 8270D	6/28/19	7/2/19 18:06	imr
Pyridine	ND	4.8	µg/L	1	V-34	SW-846 8270D	6/27/19	7/1/19 15:48	KLB
1,2,4,5-Tetrachlorobenzene	ND	9.6	µg/L	1		SW-846 8270D	6/27/19	7/1/19 15:48	KLB
1,2,4-Trichlorobenzene	ND	4.8	µg/L	1		SW-846 8270D	6/27/19	7/1/19 15:48	KLB
2,4,5-Trichlorophenol	ND	9.6	µg/L	1		SW-846 8270D	6/27/19	7/1/19 15:48	KLB
2,4,6-Trichlorophenol	ND	9.6	µg/L	1		SW-846 8270D	6/27/19	7/1/19 15:48	KLB

Surrogates	% Recovery	Recovery Limits	Flag/Qual	
2-Fluorophenol	38.7	15-110		7/1/19 15:48
Phenol-d6	28.5	15-110		7/1/19 15:48
Nitrobenzene-d5	64.6	30-130		7/1/19 15:48
Nitrobenzene-d5 (SIM)	63.9	30-130		7/2/19 18:06
2-Fluorobiphenyl	67.1	30-130		7/1/19 15:48
2-Fluorobiphenyl (SIM)	41.8	30-130		7/2/19 18:06
2,4,6-Tribromophenol	79.0	15-110		7/1/19 15:48
p-Terphenyl-d14	74.3	30-130		7/1/19 15:48
p-Terphenyl-d14 (SIM)	43.3	30-130		7/2/19 18:06

con-test® ANALYTICAL LABORATORY
39 Spruce Street * East Longmeadow, MA 01028 * FAX 413/525-6405 * TEL. 413/525-2332

Project Location: Simsbury, CT | Sample Description: | Work Order: 19F1471

Date Received: 6/27/2019

Field Sample #: MW-6 | Sampled: 6/26/2019 11:46

Sample ID: 19F1471-07

Sample Matrix: Ground Water

Petroleum Hydrocarbons Analyses

Analyte	Results	RL	Units	Dilution	Flag/Qual	Method	Date Prepared	Date/Time Analyzed	Analyst
CT ETPH	1.2	0.14	mg/L	1		CTDEP ETPH	6/28/19	7/2/19 17:46	RMW

Surrogates	% Recovery	Recovery Limits	Flag/Qual				
2-Fluorobiphenyl	76.0	50-150				7/2/19 17:46	

con-test® ANALYTICAL LABORATORY
39 Spruce Street * East Longmeadow, MA 01028 * FAX 413/525-6405 * TEL. 413/525-2332

Project Location: Simsbury, CT | Sample Description: | Work Order: 19F1471

Date Received: 6/27/2019

Field Sample #: DUP-1 | Sampled: 6/26/2019 00:00

Sample ID: 19F1471-08

Sample Matrix: Ground Water

Polychlorinated Biphenyls By GC/ECD

Analyte	Results	RL	Units	Dilution	Flag/Qual	Method	Date Prepared	Date/Time Analyzed	Analyst
Aroclor-1016 [1]	ND	0.16	µg/L	1		SW-846 8082A	7/2/19	7/5/19 22:59	JMB
Aroclor-1221 [1]	ND	0.16	µg/L	1		SW-846 8082A	7/2/19	7/5/19 22:59	JMB
Aroclor-1232 [1]	ND	0.16	µg/L	1		SW-846 8082A	7/2/19	7/5/19 22:59	JMB
Aroclor-1242 [1]	ND	0.16	µg/L	1		SW-846 8082A	7/2/19	7/5/19 22:59	JMB
Aroclor-1248 [1]	ND	0.16	µg/L	1		SW-846 8082A	7/2/19	7/5/19 22:59	JMB
Aroclor-1254 [1]	ND	0.16	µg/L	1		SW-846 8082A	7/2/19	7/5/19 22:59	JMB
Aroclor-1260 [1]	ND	0.16	µg/L	1		SW-846 8082A	7/2/19	7/5/19 22:59	JMB
Aroclor-1262 [1]	ND	0.16	µg/L	1		SW-846 8082A	7/2/19	7/5/19 22:59	JMB
Aroclor-1268 [1]	ND	0.16	µg/L	1		SW-846 8082A	7/2/19	7/5/19 22:59	JMB

Surrogates	% Recovery	Recovery Limits	Flag/Qual	
Decachlorobiphenyl [1]	100	30-150		7/5/19 22:59
Decachlorobiphenyl [2]	108	30-150		7/5/19 22:59
Tetrachloro-m-xylene [1]	93.2	30-150		7/5/19 22:59
Tetrachloro-m-xylene [2]	98.6	30-150		7/5/19 22:59

con-test® ANALYTICAL LABORATORY
39 Spruce Street * East Longmeadow, MA 01028 * FAX 413/525-6405 * TEL. 413/525-2332

Project Location: Simsbury, CT | Sample Description: | Work Order: 19F1471

Date Received: 6/27/2019

Field Sample #: DUP-2 | Sampled: 6/26/2019 00:00

Sample ID: 19F1471-09

Sample Matrix: Ground Water

Volatile Organic Compounds by GC/MS

Analyte	Results	RL	Units	Dilution	Flag/Qual	Method	Date Prepared	Date/Time Analyzed	Analyst
Acetone	ND	10	µg/L	1		SW-846 8260C	7/2/19	7/2/19 10:42	LBD
Acrylonitrile	ND	2.0	µg/L	1		SW-846 8260C	7/2/19	7/2/19 10:42	LBD
Benzene	ND	0.50	µg/L	1		SW-846 8260C	7/2/19	7/2/19 10:42	LBD
Bromobenzene	ND	0.50	µg/L	1		SW-846 8260C	7/2/19	7/2/19 10:42	LBD
Bromodichloromethane	ND	0.50	µg/L	1		SW-846 8260C	7/2/19	7/2/19 10:42	LBD
Bromoform	ND	0.50	µg/L	1		SW-846 8260C	7/2/19	7/2/19 10:42	LBD
Bromomethane	ND	5.0	µg/L	1		SW-846 8260C	7/2/19	7/2/19 10:42	LBD
2-Butanone (MEK)	ND	5.0	µg/L	1		SW-846 8260C	7/2/19	7/2/19 10:42	LBD
n-Butylbenzene	ND	1.0	µg/L	1		SW-846 8260C	7/2/19	7/2/19 10:42	LBD
sec-Butylbenzene	ND	1.0	µg/L	1		SW-846 8260C	7/2/19	7/2/19 10:42	LBD
tert-Butylbenzene	ND	1.0	µg/L	1		SW-846 8260C	7/2/19	7/2/19 10:42	LBD
Carbon Disulfide	ND	5.0	µg/L	1		SW-846 8260C	7/2/19	7/2/19 10:42	LBD
Carbon Tetrachloride	ND	0.50	µg/L	1		SW-846 8260C	7/2/19	7/2/19 10:42	LBD
Chlorobenzene	ND	0.50	µg/L	1		SW-846 8260C	7/2/19	7/2/19 10:42	LBD
Chlorodibromomethane	ND	0.50	µg/L	1		SW-846 8260C	7/2/19	7/2/19 10:42	LBD
Chloroethane	ND	0.50	µg/L	1		SW-846 8260C	7/2/19	7/2/19 10:42	LBD
Chloroform	ND	0.50	µg/L	1		SW-846 8260C	7/2/19	7/2/19 10:42	LBD
Chloromethane	ND	0.60	µg/L	1	L-03	SW-846 8260C	7/2/19	7/2/19 10:42	LBD
2-Chlorotoluene	ND	0.50	µg/L	1		SW-846 8260C	7/2/19	7/2/19 10:42	LBD
4-Chlorotoluene	ND	0.50	µg/L	1		SW-846 8260C	7/2/19	7/2/19 10:42	LBD
1,2-Dibromo-3-chloropropane (DBCP)	ND	1.0	µg/L	1		SW-846 8260C	7/2/19	7/2/19 10:42	LBD
1,2-Dibromoethane (EDB)	ND	0.50	µg/L	1		SW-846 8260C	7/2/19	7/2/19 10:42	LBD
Dibromomethane	ND	0.50	µg/L	1		SW-846 8260C	7/2/19	7/2/19 10:42	LBD
1,2-Dichlorobenzene	ND	0.50	µg/L	1		SW-846 8260C	7/2/19	7/2/19 10:42	LBD
1,3-Dichlorobenzene	ND	0.50	µg/L	1		SW-846 8260C	7/2/19	7/2/19 10:42	LBD
1,4-Dichlorobenzene	ND	0.50	µg/L	1		SW-846 8260C	7/2/19	7/2/19 10:42	LBD
trans-1,4-Dichloro-2-butene	ND	2.0	µg/L	1		SW-846 8260C	7/2/19	7/2/19 10:42	LBD
Dichlorodifluoromethane (Freon 12)	ND	0.50	µg/L	1		SW-846 8260C	7/2/19	7/2/19 10:42	LBD
1,1-Dichloroethane	ND	0.50	µg/L	1		SW-846 8260C	7/2/19	7/2/19 10:42	LBD
1,2-Dichloroethane	ND	0.50	µg/L	1		SW-846 8260C	7/2/19	7/2/19 10:42	LBD
1,1-Dichloroethylene	ND	0.50	µg/L	1		SW-846 8260C	7/2/19	7/2/19 10:42	LBD
cis-1,2-Dichloroethylene	ND	0.50	µg/L	1		SW-846 8260C	7/2/19	7/2/19 10:42	LBD
trans-1,2-Dichloroethylene	ND	1.0	µg/L	1		SW-846 8260C	7/2/19	7/2/19 10:42	LBD
1,2-Dichloropropane	ND	0.50	µg/L	1		SW-846 8260C	7/2/19	7/2/19 10:42	LBD
1,3-Dichloropropane	ND	0.50	µg/L	1		SW-846 8260C	7/2/19	7/2/19 10:42	LBD
2,2-Dichloropropane	ND	0.50	µg/L	1	L-03, V-05	SW-846 8260C	7/2/19	7/2/19 10:42	LBD
1,1-Dichloropropene	ND	0.50	µg/L	1		SW-846 8260C	7/2/19	7/2/19 10:42	LBD
cis-1,3-Dichloropropene	ND	0.50	µg/L	1		SW-846 8260C	7/2/19	7/2/19 10:42	LBD
trans-1,3-Dichloropropene	ND	0.50	µg/L	1		SW-846 8260C	7/2/19	7/2/19 10:42	LBD
Ethylbenzene	ND	0.50	µg/L	1		SW-846 8260C	7/2/19	7/2/19 10:42	LBD
Hexachlorobutadiene	ND	0.60	µg/L	1		SW-846 8260C	7/2/19	7/2/19 10:42	LBD
2-Hexanone (MBK)	ND	5.0	µg/L	1		SW-846 8260C	7/2/19	7/2/19 10:42	LBD
Isopropylbenzene (Cumene)	ND	0.50	µg/L	1		SW-846 8260C	7/2/19	7/2/19 10:42	LBD
p-Isopropyltoluene (p-Cymene)	ND	0.50	µg/L	1		SW-846 8260C	7/2/19	7/2/19 10:42	LBD

con-test® ANALYTICAL LABORATORY
39 Spruce Street * East Longmeadow, MA 01028 * FAX 413/525-6405 * TEL. 413/525-2332

Project Location: Simsbury, CT | Sample Description: | Work Order: 19F1471

Date Received: 6/27/2019

Field Sample #: DUP-2 | Sampled: 6/26/2019 00:00

Sample ID: 19F1471-09

Sample Matrix: Ground Water

Volatile Organic Compounds by GC/MS

Analyte	Results	RL	Units	Dilution	Flag/Qual	Method	Date Prepared	Date/Time Analyzed	Analyst
Methyl tert-Butyl Ether (MTBE)	ND	0.50	µg/L	1		SW-846 8260C	7/2/19	7/2/19 10:42	LBD
Methylene Chloride	ND	5.0	µg/L	1		SW-846 8260C	7/2/19	7/2/19 10:42	LBD
4-Methyl-2-pentanone (MIBK)	ND	5.0	µg/L	1		SW-846 8260C	7/2/19	7/2/19 10:42	LBD
Naphthalene	ND	2.0	µg/L	1		SW-846 8260C	7/2/19	7/2/19 10:42	LBD
n-Propylbenzene	ND	1.0	µg/L	1		SW-846 8260C	7/2/19	7/2/19 10:42	LBD
Styrene	ND	1.0	µg/L	1		SW-846 8260C	7/2/19	7/2/19 10:42	LBD
1,1,1,2-Tetrachloroethane	ND	0.50	µg/L	1		SW-846 8260C	7/2/19	7/2/19 10:42	LBD
1,1,2,2-Tetrachloroethane	ND	0.50	µg/L	1		SW-846 8260C	7/2/19	7/2/19 10:42	LBD
Tetrachloroethylene	ND	1.0	µg/L	1		SW-846 8260C	7/2/19	7/2/19 10:42	LBD
Tetrahydrofuran	ND	10	µg/L	1		SW-846 8260C	7/2/19	7/2/19 10:42	LBD
Toluene	ND	1.0	µg/L	1		SW-846 8260C	7/2/19	7/2/19 10:42	LBD
1,2,3-Trichlorobenzene	ND	1.0	µg/L	1		SW-846 8260C	7/2/19	7/2/19 10:42	LBD
1,2,4-Trichlorobenzene	ND	0.50	µg/L	1		SW-846 8260C	7/2/19	7/2/19 10:42	LBD
1,1,1-Trichloroethane	ND	0.50	µg/L	1		SW-846 8260C	7/2/19	7/2/19 10:42	LBD
1,1,2-Trichloroethane	ND	0.50	µg/L	1		SW-846 8260C	7/2/19	7/2/19 10:42	LBD
Trichloroethylene	ND	1.0	µg/L	1		SW-846 8260C	7/2/19	7/2/19 10:42	LBD
Trichlorofluoromethane (Freon 11)	ND	2.0	µg/L	1		SW-846 8260C	7/2/19	7/2/19 10:42	LBD
1,2,3-Trichloropropane	ND	0.50	µg/L	1		SW-846 8260C	7/2/19	7/2/19 10:42	LBD
1,1,2-Trichloro-1,2,2-trifluoroethane (Freon 113)	ND	0.50	µg/L	1		SW-846 8260C	7/2/19	7/2/19 10:42	LBD
1,2,4-Trimethylbenzene	ND	0.50	µg/L	1		SW-846 8260C	7/2/19	7/2/19 10:42	LBD
1,3,5-Trimethylbenzene	ND	0.50	µg/L	1		SW-846 8260C	7/2/19	7/2/19 10:42	LBD
Vinyl Chloride	ND	1.0	µg/L	1		SW-846 8260C	7/2/19	7/2/19 10:42	LBD
m+p Xylene	ND	2.0	µg/L	1		SW-846 8260C	7/2/19	7/2/19 10:42	LBD
o-Xylene	ND	1.0	µg/L	1		SW-846 8260C	7/2/19	7/2/19 10:42	LBD

Surrogates	% Recovery	Recovery Limits	Flag/Qual	
1,2-Dichloroethane-d4	92.6	70-130		7/2/19 10:42
Toluene-d8	107	70-130		7/2/19 10:42
4-Bromofluorobenzene	97.6	70-130		7/2/19 10:42

con-test® ANALYTICAL LABORATORY
39 Spruce Street * East Longmeadow, MA 01028 * FAX 413/525-6405 * TEL. 413/525-2332

Project Location: Simsbury, CT | Sample Description: | Work Order: 19F1471

Date Received: 6/27/2019

Field Sample #: DUP-2 | Sampled: 6/26/2019 00:00

Sample ID: 19F1471-09

Sample Matrix: Ground Water

Semivolatile Organic Compounds by GC/MS

Analyte	Results	RL	Units	Dilution	Flag/Qual	Method	Date Prepared	Date/Time Analyzed	Analyst
Acenaphthene (SIM)	ND	0.30	µg/L	1		SW-846 8270D	7/1/19	7/2/19 18:35	imr
Acenaphthylene (SIM)	ND	0.20	µg/L	1		SW-846 8270D	7/1/19	7/2/19 18:35	imr
Aniline	ND	5.0	µg/L	1		SW-846 8270D	7/1/19	7/3/19 15:22	IMR
Anthracene (SIM)	ND	0.20	µg/L	1		SW-846 8270D	7/1/19	7/2/19 18:35	imr
Benzo(a)anthracene (SIM)	ND	0.050	µg/L	1		SW-846 8270D	7/1/19	7/2/19 18:35	imr
Benzo(a)pyrene (SIM)	ND	0.10	µg/L	1		SW-846 8270D	7/1/19	7/2/19 18:35	imr
Benzo(b)fluoranthene (SIM)	ND	0.050	µg/L	1		SW-846 8270D	7/1/19	7/2/19 18:35	imr
Benzo(g,h,i)perylene (SIM)	ND	0.50	µg/L	1		SW-846 8270D	7/1/19	7/2/19 18:35	imr
Benzo(k)fluoranthene (SIM)	ND	0.20	µg/L	1		SW-846 8270D	7/1/19	7/2/19 18:35	imr
Bis(2-chloroethoxy)methane	ND	10	µg/L	1		SW-846 8270D	7/1/19	7/3/19 15:22	IMR
Bis(2-chloroethyl)ether	ND	10	µg/L	1		SW-846 8270D	7/1/19	7/3/19 15:22	IMR
Bis(2-chloroisopropyl)ether	ND	10	µg/L	1		SW-846 8270D	7/1/19	7/3/19 15:22	IMR
Bis(2-Ethylhexyl)phthalate	ND	10	µg/L	1		SW-846 8270D	7/1/19	7/3/19 15:22	IMR
4-Bromophenylphenylether	ND	10	µg/L	1		SW-846 8270D	7/1/19	7/3/19 15:22	IMR
Butylbenzylphthalate	ND	10	µg/L	1		SW-846 8270D	7/1/19	7/3/19 15:22	IMR
Carbazole	ND	10	µg/L	1		SW-846 8270D	7/1/19	7/3/19 15:22	IMR
4-Chloroaniline	ND	10	µg/L	1	V-34	SW-846 8270D	7/1/19	7/3/19 15:22	IMR
4-Chloro-3-methylphenol	ND	10	µg/L	1		SW-846 8270D	7/1/19	7/3/19 15:22	IMR
2-Chloronaphthalene	ND	10	µg/L	1		SW-846 8270D	7/1/19	7/3/19 15:22	IMR
2-Chlorophenol	ND	10	µg/L	1		SW-846 8270D	7/1/19	7/3/19 15:22	IMR
4-Chlorophenylphenylether	ND	10	µg/L	1		SW-846 8270D	7/1/19	7/3/19 15:22	IMR
Chrysene (SIM)	ND	0.20	µg/L	1		SW-846 8270D	7/1/19	7/2/19 18:35	imr
Dibenz(a,h)anthracene (SIM)	ND	0.10	µg/L	1		SW-846 8270D	7/1/19	7/2/19 18:35	imr
Dibenzofuran	ND	5.0	µg/L	1		SW-846 8270D	7/1/19	7/3/19 15:22	IMR
Di-n-butylphthalate	ND	10	µg/L	1		SW-846 8270D	7/1/19	7/3/19 15:22	IMR
3,3-Dichlorobenzidine	ND	10	µg/L	1	V-34	SW-846 8270D	7/1/19	7/3/19 15:22	IMR
2,4-Dichlorophenol	ND	10	µg/L	1		SW-846 8270D	7/1/19	7/3/19 15:22	IMR
Diethylphthalate	ND	10	µg/L	1		SW-846 8270D	7/1/19	7/3/19 15:22	IMR
2,4-Dimethylphenol	ND	10	µg/L	1		SW-846 8270D	7/1/19	7/3/19 15:22	IMR
Dimethylphthalate	ND	10	µg/L	1		SW-846 8270D	7/1/19	7/3/19 15:22	IMR
4,6-Dinitro-2-methylphenol	ND	10	µg/L	1		SW-846 8270D	7/1/19	7/3/19 15:22	IMR
2,4-Dinitrophenol	ND	10	µg/L	1	V-34	SW-846 8270D	7/1/19	7/3/19 15:22	IMR
2,4-Dinitrotoluene	ND	10	µg/L	1		SW-846 8270D	7/1/19	7/3/19 15:22	IMR
2,6-Dinitrotoluene	ND	10	µg/L	1		SW-846 8270D	7/1/19	7/3/19 15:22	IMR
Di-n-octylphthalate	ND	10	µg/L	1		SW-846 8270D	7/1/19	7/3/19 15:22	IMR
Fluoranthene (SIM)	ND	0.50	µg/L	1		SW-846 8270D	7/1/19	7/2/19 18:35	imr
Fluorene (SIM)	ND	1.0	µg/L	1		SW-846 8270D	7/1/19	7/2/19 18:35	imr
Hexachlorobenzene	ND	10	µg/L	1		SW-846 8270D	7/1/19	7/3/19 15:22	IMR
Hexachlorobutadiene	ND	10	µg/L	1		SW-846 8270D	7/1/19	7/3/19 15:22	IMR
Hexachlorocyclopentadiene	ND	10	µg/L	1		SW-846 8270D	7/1/19	7/3/19 15:22	IMR
Hexachloroethane	ND	10	µg/L	1		SW-846 8270D	7/1/19	7/3/19 15:22	IMR
Indeno(1,2,3-cd)pyrene (SIM)	ND	0.10	µg/L	1		SW-846 8270D	7/1/19	7/2/19 18:35	imr
Isophorone	ND	10	µg/L	1		SW-846 8270D	7/1/19	7/3/19 15:22	IMR
2-Methylnaphthalene (SIM)	ND	1.0	µg/L	1		SW-846 8270D	7/1/19	7/2/19 18:35	imr

con-test® ANALYTICAL LABORATORY
39 Spruce Street * East Longmeadow, MA 01028 * FAX 413/525-6405 * TEL. 413/525-2332

Project Location: Simsbury, CT | Sample Description: | Work Order: 19F1471

Date Received: 6/27/2019

Field Sample #: DUP-2 | Sampled: 6/26/2019 00:00

Sample ID: 19F1471-09

Sample Matrix: Ground Water

Semivolatile Organic Compounds by GC/MS

Analyte	Results	RL	Units	Dilution	Flag/Qual	Method	Date Prepared	Date/Time Analyzed	Analyst
2-Methylphenol	ND	10	µg/L	1		SW-846 8270D	7/1/19	7/3/19 15:22	IMR
3/4-Methylphenol	ND	10	µg/L	1		SW-846 8270D	7/1/19	7/3/19 15:22	IMR
Naphthalene (SIM)	ND	1.0	µg/L	1		SW-846 8270D	7/1/19	7/2/19 18:35	imr
2-Nitroaniline	ND	10	µg/L	1		SW-846 8270D	7/1/19	7/3/19 15:22	IMR
3-Nitroaniline	ND	10	µg/L	1	V-34	SW-846 8270D	7/1/19	7/3/19 15:22	IMR
4-Nitroaniline	ND	10	µg/L	1		SW-846 8270D	7/1/19	7/3/19 15:22	IMR
Nitrobenzene	ND	10	µg/L	1		SW-846 8270D	7/1/19	7/3/19 15:22	IMR
2-Nitrophenol	ND	10	µg/L	1		SW-846 8270D	7/1/19	7/3/19 15:22	IMR
4-Nitrophenol	ND	10	µg/L	1	V-34	SW-846 8270D	7/1/19	7/3/19 15:22	IMR
N-Nitrosodiphenylamine/Diphenylamine	ND	10	µg/L	1		SW-846 8270D	7/1/19	7/3/19 15:22	IMR
N-Nitrosodi-n-propylamine	ND	10	µg/L	1		SW-846 8270D	7/1/19	7/3/19 15:22	IMR
Pentachloronitrobenzene	ND	10	µg/L	1	V-16	SW-846 8270D	7/1/19	7/3/19 15:22	IMR
Pentachlorophenol	ND	10	µg/L	1		SW-846 8270D	7/1/19	7/3/19 15:22	IMR
Phenanthrene (SIM)	ND	0.050	µg/L	1		SW-846 8270D	7/1/19	7/2/19 18:35	imr
Phenol	ND	10	µg/L	1		SW-846 8270D	7/1/19	7/3/19 15:22	IMR
Pyrene (SIM)	ND	1.0	µg/L	1		SW-846 8270D	7/1/19	7/2/19 18:35	imr
Pyridine	ND	5.0	µg/L	1	V-34	SW-846 8270D	7/1/19	7/3/19 15:22	IMR
1,2,4,5-Tetrachlorobenzene	ND	10	µg/L	1		SW-846 8270D	7/1/19	7/3/19 15:22	IMR
1,2,4-Trichlorobenzene	ND	5.0	µg/L	1		SW-846 8270D	7/1/19	7/3/19 15:22	IMR
2,4,5-Trichlorophenol	ND	10	µg/L	1		SW-846 8270D	7/1/19	7/3/19 15:22	IMR
2,4,6-Trichlorophenol	ND	10	µg/L	1		SW-846 8270D	7/1/19	7/3/19 15:22	IMR

Surrogates	% Recovery	Recovery Limits	Flag/Qual	
2-Fluorophenol	29.1	15-110		7/3/19 15:22
Phenol-d6	19.4	15-110		7/3/19 15:22
Nitrobenzene-d5	69.6	30-130		7/3/19 15:22
Nitrobenzene-d5 (SIM)	66.9	30-130		7/2/19 18:35
2-Fluorobiphenyl	71.9	30-130		7/3/19 15:22
2-Fluorobiphenyl (SIM)	43.9	30-130		7/2/19 18:35
2,4,6-Tribromophenol	83.6	15-110		7/3/19 15:22
p-Terphenyl-d14	73.8	30-130		7/3/19 15:22
p-Terphenyl-d14 (SIM)	46.3	30-130		7/2/19 18:35

con-test® ANALYTICAL LABORATORY
39 Spruce Street * East Longmeadow, MA 01028 * FAX 413/525-6405 * TEL. 413/525-2332

Project Location: Simsbury, CT | Sample Description: | Work Order: 19F1471

Date Received: 6/27/2019

Field Sample #: DUP-2 | Sampled: 6/26/2019 00:00

Sample ID: 19F1471-09

Sample Matrix: Ground Water

Petroleum Hydrocarbons Analyses

Analyte	Results	RL	Units	Dilution	Flag/Qual	Method	Date Prepared	Date/Time Analyzed	Analyst
CT ETPH	1.2	0.15	mg/L	1		CTDEP ETPH	7/1/19	7/2/19 16:45	RMW

Surrogates	% Recovery	Recovery Limits	Flag/Qual				
2-Fluorobiphenyl	77.4	50-150				7/2/19 16:45	

con-test® ANALYTICAL LABORATORY
39 Spruce Street * East Longmeadow, MA 01028 * FAX 413/525-6405 * TEL. 413/525-2332

Project Location: Simsbury, CT | Sample Description: | Work Order: 19F1471

Date Received: 6/27/2019

Field Sample #: Trip Blank-1 | Sampled: 6/26/2019 00:00

Sample ID: 19F1471-10

Sample Matrix: Trip Blank Water

Volatile Organic Compounds by GC/MS

Analyte	Results	RL	Units	Dilution	Flag/Qual	Method	Date Prepared	Date/Time Analyzed	Analyst
Acetone	ND	10	µg/L	1		SW-846 8260C	6/28/19	6/29/19 0:46	EEH
Acrylonitrile	ND	2.0	µg/L	1		SW-846 8260C	6/28/19	6/29/19 0:46	EEH
Benzene	ND	0.50	µg/L	1		SW-846 8260C	6/28/19	6/29/19 0:46	EEH
Bromobenzene	ND	0.50	µg/L	1		SW-846 8260C	6/28/19	6/29/19 0:46	EEH
Bromodichloromethane	ND	0.50	µg/L	1		SW-846 8260C	6/28/19	6/29/19 0:46	EEH
Bromoform	ND	0.50	µg/L	1		SW-846 8260C	6/28/19	6/29/19 0:46	EEH
Bromomethane	ND	2.0	µg/L	1		SW-846 8260C	6/28/19	6/29/19 0:46	EEH
2-Butanone (MEK)	ND	5.0	µg/L	1		SW-846 8260C	6/28/19	6/29/19 0:46	EEH
n-Butylbenzene	ND	1.0	µg/L	1		SW-846 8260C	6/28/19	6/29/19 0:46	EEH
sec-Butylbenzene	ND	1.0	µg/L	1		SW-846 8260C	6/28/19	6/29/19 0:46	EEH
tert-Butylbenzene	ND	1.0	µg/L	1		SW-846 8260C	6/28/19	6/29/19 0:46	EEH
Carbon Disulfide	ND	5.0	µg/L	1		SW-846 8260C	6/28/19	6/29/19 0:46	EEH
Carbon Tetrachloride	ND	0.50	µg/L	1		SW-846 8260C	6/28/19	6/29/19 0:46	EEH
Chlorobenzene	ND	0.50	µg/L	1		SW-846 8260C	6/28/19	6/29/19 0:46	EEH
Chlorodibromomethane	ND	0.50	µg/L	1		SW-846 8260C	6/28/19	6/29/19 0:46	EEH
Chloroethane	ND	0.50	µg/L	1		SW-846 8260C	6/28/19	6/29/19 0:46	EEH
Chloroform	ND	0.50	µg/L	1		SW-846 8260C	6/28/19	6/29/19 0:46	EEH
Chloromethane	ND	1.0	µg/L	1		SW-846 8260C	6/28/19	6/29/19 0:46	EEH
2-Chlorotoluene	ND	0.50	µg/L	1		SW-846 8260C	6/28/19	6/29/19 0:46	EEH
4-Chlorotoluene	ND	0.50	µg/L	1		SW-846 8260C	6/28/19	6/29/19 0:46	EEH
1,2-Dibromo-3-chloropropane (DBCP)	ND	1.0	µg/L	1		SW-846 8260C	6/28/19	6/29/19 0:46	EEH
1,2-Dibromoethane (EDB)	ND	0.50	µg/L	1		SW-846 8260C	6/28/19	6/29/19 0:46	EEH
Dibromomethane	ND	0.50	µg/L	1		SW-846 8260C	6/28/19	6/29/19 0:46	EEH
1,2-Dichlorobenzene	ND	0.50	µg/L	1		SW-846 8260C	6/28/19	6/29/19 0:46	EEH
1,3-Dichlorobenzene	ND	0.50	µg/L	1		SW-846 8260C	6/28/19	6/29/19 0:46	EEH
1,4-Dichlorobenzene	ND	0.50	µg/L	1		SW-846 8260C	6/28/19	6/29/19 0:46	EEH
trans-1,4-Dichloro-2-butene	ND	2.0	µg/L	1		SW-846 8260C	6/28/19	6/29/19 0:46	EEH
Dichlorodifluoromethane (Freon 12)	ND	0.50	µg/L	1		SW-846 8260C	6/28/19	6/29/19 0:46	EEH
1,1-Dichloroethane	ND	0.50	µg/L	1		SW-846 8260C	6/28/19	6/29/19 0:46	EEH
1,2-Dichloroethane	ND	0.50	µg/L	1		SW-846 8260C	6/28/19	6/29/19 0:46	EEH
1,1-Dichloroethylene	ND	0.50	µg/L	1		SW-846 8260C	6/28/19	6/29/19 0:46	EEH
cis-1,2-Dichloroethylene	ND	0.50	µg/L	1		SW-846 8260C	6/28/19	6/29/19 0:46	EEH
trans-1,2-Dichloroethylene	ND	1.0	µg/L	1		SW-846 8260C	6/28/19	6/29/19 0:46	EEH
1,2-Dichloropropane	ND	0.50	µg/L	1		SW-846 8260C	6/28/19	6/29/19 0:46	EEH
1,3-Dichloropropane	ND	0.50	µg/L	1		SW-846 8260C	6/28/19	6/29/19 0:46	EEH
2,2-Dichloropropane	ND	0.50	µg/L	1		SW-846 8260C	6/28/19	6/29/19 0:46	EEH
1,1-Dichloropropene	ND	0.50	µg/L	1		SW-846 8260C	6/28/19	6/29/19 0:46	EEH
cis-1,3-Dichloropropene	ND	0.50	µg/L	1		SW-846 8260C	6/28/19	6/29/19 0:46	EEH
trans-1,3-Dichloropropene	ND	0.50	µg/L	1		SW-846 8260C	6/28/19	6/29/19 0:46	EEH
Ethylbenzene	ND	0.50	µg/L	1		SW-846 8260C	6/28/19	6/29/19 0:46	EEH
Hexachlorobutadiene	ND	0.60	µg/L	1		SW-846 8260C	6/28/19	6/29/19 0:46	EEH
2-Hexanone (MBK)	ND	5.0	µg/L	1		SW-846 8260C	6/28/19	6/29/19 0:46	EEH
Isopropylbenzene (Cumene)	ND	0.50	µg/L	1		SW-846 8260C	6/28/19	6/29/19 0:46	EEH
p-Isopropyltoluene (p-Cymene)	ND	0.50	µg/L	1		SW-846 8260C	6/28/19	6/29/19 0:46	EEH

con-test® ANALYTICAL LABORATORY
39 Spruce Street * East Longmeadow, MA 01028 * FAX 413/525-6405 * TEL. 413/525-2332

Project Location: Simsbury, CT | Sample Description: | Work Order: 19F1471

Date Received: 6/27/2019

Field Sample #: Trip Blank-1 | Sampled: 6/26/2019 00:00

Sample ID: 19F1471-10

Sample Matrix: Trip Blank Water

Volatile Organic Compounds by GC/MS

Analyte	Results	RL	Units	Dilution	Flag/Qual	Method	Date Prepared	Date/Time Analyzed	Analyst
Methyl tert-Butyl Ether (MTBE)	ND	0.50	µg/L	1		SW-846 8260C	6/28/19	6/29/19 0:46	EEH
Methylene Chloride	ND	5.0	µg/L	1		SW-846 8260C	6/28/19	6/29/19 0:46	EEH
4-Methyl-2-pentanone (MIBK)	ND	5.0	µg/L	1		SW-846 8260C	6/28/19	6/29/19 0:46	EEH
Naphthalene	ND	2.0	µg/L	1		SW-846 8260C	6/28/19	6/29/19 0:46	EEH
n-Propylbenzene	ND	1.0	µg/L	1		SW-846 8260C	6/28/19	6/29/19 0:46	EEH
Styrene	ND	1.0	µg/L	1		SW-846 8260C	6/28/19	6/29/19 0:46	EEH
1,1,1,2-Tetrachloroethane	ND	0.50	µg/L	1		SW-846 8260C	6/28/19	6/29/19 0:46	EEH
1,1,2,2-Tetrachloroethane	ND	0.50	µg/L	1		SW-846 8260C	6/28/19	6/29/19 0:46	EEH
Tetrachloroethylene	ND	1.0	µg/L	1		SW-846 8260C	6/28/19	6/29/19 0:46	EEH
Tetrahydrofuran	ND	10	µg/L	1		SW-846 8260C	6/28/19	6/29/19 0:46	EEH
Toluene	ND	1.0	µg/L	1		SW-846 8260C	6/28/19	6/29/19 0:46	EEH
1,2,3-Trichlorobenzene	ND	1.0	µg/L	1		SW-846 8260C	6/28/19	6/29/19 0:46	EEH
1,2,4-Trichlorobenzene	ND	0.50	µg/L	1		SW-846 8260C	6/28/19	6/29/19 0:46	EEH
1,1,1-Trichloroethane	ND	0.50	µg/L	1		SW-846 8260C	6/28/19	6/29/19 0:46	EEH
1,1,2-Trichloroethane	ND	0.50	µg/L	1		SW-846 8260C	6/28/19	6/29/19 0:46	EEH
Trichloroethylene	ND	1.0	µg/L	1		SW-846 8260C	6/28/19	6/29/19 0:46	EEH
Trichlorofluoromethane (Freon 11)	ND	2.0	µg/L	1		SW-846 8260C	6/28/19	6/29/19 0:46	EEH
1,2,3-Trichloropropane	ND	0.50	µg/L	1		SW-846 8260C	6/28/19	6/29/19 0:46	EEH
1,1,2-Trichloro-1,2,2-trifluoroethane (Freon 113)	ND	0.50	µg/L	1		SW-846 8260C	6/28/19	6/29/19 0:46	EEH
1,2,4-Trimethylbenzene	ND	0.50	µg/L	1		SW-846 8260C	6/28/19	6/29/19 0:46	EEH
1,3,5-Trimethylbenzene	ND	0.50	µg/L	1		SW-846 8260C	6/28/19	6/29/19 0:46	EEH
Vinyl Chloride	ND	1.0	µg/L	1		SW-846 8260C	6/28/19	6/29/19 0:46	EEH
m+p Xylene	ND	2.0	µg/L	1		SW-846 8260C	6/28/19	6/29/19 0:46	EEH
o-Xylene	ND	1.0	µg/L	1		SW-846 8260C	6/28/19	6/29/19 0:46	EEH

Surrogates	% Recovery	Recovery Limits	Flag/Qual		
1,2-Dichloroethane-d4	107	70-130			6/29/19 0:46
Toluene-d8	100	70-130			6/29/19 0:46
4-Bromofluorobenzene	94.1	70-130			6/29/19 0:46

con-test® ANALYTICAL LABORATORY
39 Spruce Street * East Longmeadow, MA 01028 * FAX 413/525-6405 * TEL. 413/525-2332

Sample Extraction Data

Prep Method: SW-846 3510C-CTDEP ETPH

Lab Number [Field ID]	Batch	Initial [mL]	Final [mL]	Date
19F1471-01 [CCA-4]	B234393	1040	1.00	06/28/19
19F1471-02 [CCA-3]	B234393	1040	1.00	06/28/19
19F1471-03 [MW-16]	B234393	1040	1.00	06/28/19
19F1471-04 [MW-201]	B234393	1040	1.00	06/28/19
19F1471-06 [MW-4R]	B234393	1040	1.00	06/28/19
19F1471-07 [MW-6]	B234393	1040	1.00	06/28/19

Prep Method: SW-846 3510C-CTDEP ETPH

Lab Number [Field ID]	Batch	Initial [mL]	Final [mL]	Date
19F1471-09 [DUP-2]	B234552	1000	1.00	07/01/19

Prep Method: SW-846 3510C-SW-846 8082A

Lab Number [Field ID]	Batch	Initial [mL]	Final [mL]	Date
19F1471-05 [MW-203]	B234427	125	2.00	06/28/19

Prep Method: SW-846 3510C-SW-846 8082A

Lab Number [Field ID]	Batch	Initial [mL]	Final [mL]	Date
19F1471-08 [DUP-1]	B234690	125	2.00	07/02/19

Prep Method: SW-846 5030B-SW-846 8260C

Lab Number [Field ID]	Batch	Initial [mL]	Final [mL]	Date
19F1471-10 [Trip Blank-1]	B234414	5	5.00	06/28/19

Prep Method: SW-846 5030B-SW-846 8260C

Lab Number [Field ID]	Batch	Initial [mL]	Final [mL]	Date
19F1471-06 [MW-4R]	B234514	5	5.00	07/01/19
19F1471-07 [MW-6]	B234514	5	5.00	07/01/19

Prep Method: SW-846 5030B-SW-846 8260C

Lab Number [Field ID]	Batch	Initial [mL]	Final [mL]	Date
19F1471-09 [DUP-2]	B234543	5	5.00	07/02/19

Prep Method: SW-846 3510C-SW-846 8270D

Lab Number [Field ID]	Batch	Initial [mL]	Final [mL]	Date
19F1471-01 [CCA-4]	B234356	1000	1.00	06/27/19
19F1471-02 [CCA-3]	B234356	1040	1.00	06/27/19
19F1471-03 [MW-16]	B234356	1040	1.00	06/27/19
19F1471-06 [MW-4R]	B234356	1040	1.00	06/27/19
19F1471-07 [MW-6]	B234356	1040	1.00	06/27/19

con-test® ANALYTICAL LABORATORY
39 Spruce Street * East Longmeadow, MA 01028 * FAX 413/525-6405 * TEL. 413/525-2332

Sample Extraction Data

Prep Method: SW-846 3510C-SW-846 8270D

Lab Number [Field ID]	Batch	Initial [mL]	Final [mL]	Date
19F1471-09 [DUP-2]	B234539	1000	1.00	07/01/19

Prep Method: SW-846 3510C-SW-846 8270D

Lab Number [Field ID]	Batch	Initial [mL]	Final [mL]	Date
19F1471-09 [DUP-2]	B234644	1000	1.00	07/01/19

Prep Method: SW-846 3510C-SW-846 8270D

Lab Number [Field ID]	Batch	Initial [mL]	Final [mL]	Date
19F1471-01RE1 [CCA-4]	B234647	1000	1.00	06/28/19
19F1471-02RE1 [CCA-3]	B234647	1000	1.00	06/28/19
19F1471-03RE1 [MW-16]	B234647	1000	1.00	06/28/19
19F1471-06RE1 [MW-4R]	B234647	1000	1.00	06/28/19
19F1471-07RE1 [MW-6]	B234647	1000	1.00	06/28/19

con-test® ANALYTICAL LABORATORY
39 Spruce Street * East Longmeadow, MA 01028 * FAX 413/525-6405 * TEL. 413/525-2332

QUALITY CONTROL

Volatile Organic Compounds by GC/MS - Quality Control

Analyte	Result	Reporting Limit	Units	Spike Level	Source Result	%REC	%REC Limits	RPD	RPD Limit	Notes
Batch B234414 - SW-846 5030B										
Blank (B234414-BLK1)				Prepared & Analyzed: 06/28/19						
Acetone	ND	10	µg/L							
Acrylonitrile	ND	2.0	µg/L							
Benzene	ND	0.50	µg/L							
Bromobenzene	ND	0.50	µg/L							
Bromodichloromethane	ND	0.50	µg/L							
Bromoform	ND	0.50	µg/L							
Bromomethane	ND	1.0	µg/L							
2-Butanone (MEK)	ND	5.0	µg/L							
n-Butylbenzene	ND	1.0	µg/L							
sec-Butylbenzene	ND	1.0	µg/L							
tert-Butylbenzene	ND	1.0	µg/L							
Carbon Disulfide	ND	5.0	µg/L							
Carbon Tetrachloride	ND	0.50	µg/L							
Chlorobenzene	ND	0.50	µg/L							
Chlorodibromomethane	ND	0.50	µg/L							
Chloroethane	ND	0.50	µg/L							
Chloroform	ND	0.50	µg/L							
Chloromethane	ND	0.60	µg/L							
2-Chlorotoluene	ND	0.50	µg/L							
4-Chlorotoluene	ND	0.50	µg/L							
1,2-Dibromo-3-chloropropane (DBCP)	ND	1.0	µg/L							
1,2-Dibromoethane (EDB)	ND	0.50	µg/L							
Dibromomethane	ND	0.50	µg/L							
1,2-Dichlorobenzene	ND	0.50	µg/L							
1,3-Dichlorobenzene	ND	0.50	µg/L							
1,4-Dichlorobenzene	ND	0.50	µg/L							
trans-1,4-Dichloro-2-butene	ND	2.0	µg/L							
Dichlorodifluoromethane (Freon 12)	ND	0.50	µg/L							
1,1-Dichloroethane	ND	0.50	µg/L							
1,2-Dichloroethane	ND	0.50	µg/L							
1,1-Dichloroethylene	ND	0.50	µg/L							
cis-1,2-Dichloroethylene	ND	0.50	µg/L							
trans-1,2-Dichloroethylene	ND	1.0	µg/L							
1,2-Dichloropropane	ND	0.50	µg/L							
1,3-Dichloropropane	ND	0.50	µg/L							
2,2-Dichloropropane	ND	0.50	µg/L							
1,1-Dichloropropene	ND	0.50	µg/L							
cis-1,3-Dichloropropene	ND	0.50	µg/L							
trans-1,3-Dichloropropene	ND	0.50	µg/L							
Ethylbenzene	ND	0.50	µg/L							
Hexachlorobutadiene	ND	0.60	µg/L							
2-Hexanone (MBK)	ND	5.0	µg/L							
Isopropylbenzene (Cumene)	ND	0.50	µg/L							
p-Isopropyltoluene (p-Cymene)	ND	0.50	µg/L							
Methyl tert-Butyl Ether (MTBE)	ND	0.50	µg/L							
Methylene Chloride	ND	5.0	µg/L							
4-Methyl-2-pentanone (MIBK)	ND	5.0	µg/L							
Naphthalene	ND	2.0	µg/L							
n-Propylbenzene	ND	1.0	µg/L							
Styrene	ND	1.0	µg/L							
1,1,1,2-Tetrachloroethane	ND	0.50	µg/L							
1,1,2,2-Tetrachloroethane	ND	0.50	µg/L							

con-test® ANALYTICAL LABORATORY
39 Spruce Street * East Longmeadow, MA 01028 * FAX 413/525-6405 * TEL. 413/525-2332

QUALITY CONTROL

Volatile Organic Compounds by GC/MS - Quality Control

Analyte	Result	Reporting Limit	Units	Spike Level	Source Result	%REC		%REC Limits	RPD	RPD Limit	Notes
Batch B234414 - SW-846 5030B											
Blank (B234414-BLK1)				Prepared & Analyzed: 06/28/19							
Tetrachloroethylene	ND	1.0	µg/L								
Tetrahydrofuran	ND	10	µg/L								
Toluene	ND	1.0	µg/L								
1,2,3-Trichlorobenzene	ND	1.0	µg/L								
1,2,4-Trichlorobenzene	ND	0.50	µg/L								
1,1,1-Trichloroethane	ND	0.50	µg/L								
1,1,2-Trichloroethane	ND	0.50	µg/L								
Trichloroethylene	ND	1.0	µg/L								
Trichlorofluoromethane (Freon 11)	ND	2.0	µg/L								
1,2,3-Trichloropropane	ND	0.50	µg/L								
1,1,2-Trichloro-1,2,2-trifluoroethane (Freon 113)	ND	0.50	µg/L								
1,2,4-Trimethylbenzene	ND	0.50	µg/L								
1,3,5-Trimethylbenzene	ND	0.50	µg/L								
Vinyl Chloride	ND	1.0	µg/L								
m+p Xylene	ND	2.0	µg/L								
o-Xylene	ND	1.0	µg/L								
Surrogate: 1,2-Dichloroethane-d4	*26.4*		µg/L	25.0		106		70-130			
Surrogate: Toluene-d8	*24.8*		µg/L	25.0		99.1		70-130			
Surrogate: 4-Bromofluorobenzene	*23.2*		µg/L	25.0		92.7		70-130			
LCS (B234414-BS1)				Prepared & Analyzed: 06/28/19							
Acetone	107	10	µg/L	100		107		70-130			
Acrylonitrile	10.2	2.0	µg/L	10.0		102		70-130			
Benzene	10.4	0.50	µg/L	10.0		104		70-130			
Bromobenzene	9.92	0.50	µg/L	10.0		99.2		70-130			
Bromodichloromethane	10.7	0.50	µg/L	10.0		107		70-130			
Bromoform	10.3	0.50	µg/L	10.0		103		70-130			
Bromomethane	13.1	1.0	µg/L	10.0		**131**	*	70-130			L-01, V-20
2-Butanone (MEK)	104	5.0	µg/L	100		104		70-130			
n-Butylbenzene	9.80	1.0	µg/L	10.0		98.0		70-130			
sec-Butylbenzene	10.0	1.0	µg/L	10.0		100		70-130			
tert-Butylbenzene	9.73	1.0	µg/L	10.0		97.3		70-130			
Carbon Disulfide	108	5.0	µg/L	100		108		70-130			
Carbon Tetrachloride	10.4	0.50	µg/L	10.0		104		70-130			
Chlorobenzene	10.3	0.50	µg/L	10.0		103		70-130			
Chlorodibromomethane	10.6	0.50	µg/L	10.0		106		70-130			
Chloroethane	10.4	0.50	µg/L	10.0		104		70-130			
Chloroform	10.8	0.50	µg/L	10.0		108		70-130			
Chloromethane	13.4	0.60	µg/L	10.0		**134**	*	70-130			L-01, V-20
2-Chlorotoluene	9.92	0.50	µg/L	10.0		99.2		70-130			
4-Chlorotoluene	10.2	0.50	µg/L	10.0		102		70-130			
1,2-Dibromo-3-chloropropane (DBCP)	10.3	1.0	µg/L	10.0		103		70-130			
1,2-Dibromoethane (EDB)	10.6	0.50	µg/L	10.0		106		70-130			
Dibromomethane	10.5	0.50	µg/L	10.0		105		70-130			
1,2-Dichlorobenzene	9.96	0.50	µg/L	10.0		99.6		70-130			
1,3-Dichlorobenzene	9.96	0.50	µg/L	10.0		99.6		70-130			
1,4-Dichlorobenzene	10.1	0.50	µg/L	10.0		101		70-130			
trans-1,4-Dichloro-2-butene	10.6	2.0	µg/L	10.0		106		70-130			
Dichlorodifluoromethane (Freon 12)	11.4	0.50	µg/L	10.0		114		70-130			
1,1-Dichloroethane	10.1	0.50	µg/L	10.0		101		70-130			
1,2-Dichloroethane	10.8	0.50	µg/L	10.0		108		70-130			
1,1-Dichloroethylene	11.3	0.50	µg/L	10.0		113		70-130			

con-test® ANALYTICAL LABORATORY
39 Spruce Street * East Longmeadow, MA 01028 * FAX 413/525-6405 * TEL. 413/525-2332

QUALITY CONTROL

Volatile Organic Compounds by GC/MS - Quality Control

Analyte	Result	Reporting Limit	Units	Spike Level	Source Result	%REC	%REC Limits	RPD	RPD Limit	Notes
Batch B234414 - SW-846 5030B										
LCS (B234414-BS1)				Prepared & Analyzed: 06/28/19						
cis-1,2-Dichloroethylene	10.2	0.50	µg/L	10.0		102	70-130			
trans-1,2-Dichloroethylene	10.3	1.0	µg/L	10.0		103	70-130			
1,2-Dichloropropane	10.4	0.50	µg/L	10.0		104	70-130			
1,3-Dichloropropane	10.4	0.50	µg/L	10.0		104	70-130			
2,2-Dichloropropane	8.95	0.50	µg/L	10.0		89.5	70-130			
1,1-Dichloropropene	10.4	0.50	µg/L	10.0		104	70-130			
cis-1,3-Dichloropropene	9.59	0.50	µg/L	10.0		95.9	70-130			
trans-1,3-Dichloropropene	10.1	0.50	µg/L	10.0		101	70-130			
Ethylbenzene	10.0	0.50	µg/L	10.0		100	70-130			
Hexachlorobutadiene	10.8	0.60	µg/L	10.0		108	70-130			
2-Hexanone (MBK)	104	5.0	µg/L	100		104	70-130			
Isopropylbenzene (Cumene)	9.99	0.50	µg/L	10.0		99.9	70-130			
p-Isopropyltoluene (p-Cymene)	9.76	0.50	µg/L	10.0		97.6	70-130			
Methyl tert-Butyl Ether (MTBE)	10.1	0.50	µg/L	10.0		101	70-130			
Methylene Chloride	10.7	5.0	µg/L	10.0		107	70-130			
4-Methyl-2-pentanone (MIBK)	104	5.0	µg/L	100		104	70-130			
Naphthalene	9.84	2.0	µg/L	10.0		98.4	70-130			
n-Propylbenzene	10.2	1.0	µg/L	10.0		102	70-130			
Styrene	10.2	1.0	µg/L	10.0		102	70-130			
1,1,1,2-Tetrachloroethane	10.6	0.50	µg/L	10.0		106	70-130			
1,1,2,2-Tetrachloroethane	10.8	0.50	µg/L	10.0		108	70-130			
Tetrachloroethylene	10.4	1.0	µg/L	10.0		104	70-130			
Tetrahydrofuran	10.5	10	µg/L	10.0		105	70-130			
Toluene	10.4	1.0	µg/L	10.0		104	70-130			
1,2,3-Trichlorobenzene	9.73	1.0	µg/L	10.0		97.3	70-130			
1,2,4-Trichlorobenzene	9.83	0.50	µg/L	10.0		98.3	70-130			
1,1,1-Trichloroethane	10.8	0.50	µg/L	10.0		108	70-130			
1,1,2-Trichloroethane	10.4	0.50	µg/L	10.0		104	70-130			
Trichloroethylene	10.5	1.0	µg/L	10.0		105	70-130			
Trichlorofluoromethane (Freon 11)	11.1	2.0	µg/L	10.0		111	70-130			
1,2,3-Trichloropropane	10.5	0.50	µg/L	10.0		105	70-130			
1,1,2-Trichloro-1,2,2-trifluoroethane (Freon 113)	11.1	0.50	µg/L	10.0		111	70-130			
1,2,4-Trimethylbenzene	9.46	0.50	µg/L	10.0		94.6	70-130			
1,3,5-Trimethylbenzene	9.76	0.50	µg/L	10.0		97.6	70-130			
Vinyl Chloride	10.7	1.0	µg/L	10.0		107	70-130			
m+p Xylene	20.5	2.0	µg/L	20.0		102	70-130			
o-Xylene	9.94	1.0	µg/L	10.0		99.4	70-130			
Surrogate: 1,2-Dichloroethane-d4	*26.2*		µg/L	25.0		105	70-130			
Surrogate: Toluene-d8	*25.3*		µg/L	25.0		101	70-130			
Surrogate: 4-Bromofluorobenzene	*24.5*		µg/L	25.0		97.8	70-130			
Batch B234514 - SW-846 5030B										
Blank (B234514-BLK1)				Prepared & Analyzed: 07/01/19						
Acetone	ND	10	µg/L							
Acrylonitrile	ND	2.0	µg/L							
Benzene	ND	0.50	µg/L							
Bromobenzene	ND	0.50	µg/L							
Bromodichloromethane	ND	0.50	µg/L							
Bromoform	ND	0.50	µg/L							
Bromomethane	ND	1.0	µg/L							
2-Butanone (MEK)	ND	5.0	µg/L							

con-test® ANALYTICAL LABORATORY
39 Spruce Street * East Longmeadow, MA 01028 * FAX 413/525-6405 * TEL. 413/525-2332

QUALITY CONTROL

Volatile Organic Compounds by GC/MS - Quality Control

Analyte	Result	Reporting Limit	Units	Spike Level	Source Result	%REC	%REC Limits	RPD	RPD Limit	Notes
Batch B234514 - SW-846 5030B										
Blank (B234514-BLK1)				Prepared & Analyzed: 07/01/19						
n-Butylbenzene	ND	1.0	µg/L							
sec-Butylbenzene	ND	1.0	µg/L							
tert-Butylbenzene	ND	1.0	µg/L							
Carbon Disulfide	ND	5.0	µg/L							
Carbon Tetrachloride	ND	0.50	µg/L							
Chlorobenzene	ND	0.50	µg/L							
Chlorodibromomethane	ND	0.50	µg/L							
Chloroethane	ND	0.50	µg/L							
Chloroform	ND	0.50	µg/L							
Chloromethane	ND	0.60	µg/L							
2-Chlorotoluene	ND	0.50	µg/L							
4-Chlorotoluene	ND	0.50	µg/L							
1,2-Dibromo-3-chloropropane (DBCP)	ND	1.0	µg/L							
1,2-Dibromoethane (EDB)	ND	0.50	µg/L							
Dibromomethane	ND	0.50	µg/L							
1,2-Dichlorobenzene	ND	0.50	µg/L							
1,3-Dichlorobenzene	ND	0.50	µg/L							
1,4-Dichlorobenzene	ND	0.50	µg/L							
trans-1,4-Dichloro-2-butene	ND	2.0	µg/L							
Dichlorodifluoromethane (Freon 12)	ND	0.50	µg/L							
1,1-Dichloroethane	ND	0.50	µg/L							
1,2-Dichloroethane	ND	0.50	µg/L							
1,1-Dichloroethylene	ND	0.50	µg/L							
cis-1,2-Dichloroethylene	ND	0.50	µg/L							
trans-1,2-Dichloroethylene	ND	1.0	µg/L							
1,2-Dichloropropane	ND	0.50	µg/L							
1,3-Dichloropropane	ND	0.50	µg/L							
2,2-Dichloropropane	ND	0.50	µg/L							
1,1-Dichloropropene	ND	0.50	µg/L							
cis-1,3-Dichloropropene	ND	0.50	µg/L							
trans-1,3-Dichloropropene	ND	0.50	µg/L							
Ethylbenzene	ND	0.50	µg/L							
Hexachlorobutadiene	ND	0.60	µg/L							
2-Hexanone (MBK)	ND	5.0	µg/L							
Isopropylbenzene (Cumene)	ND	0.50	µg/L							
p-Isopropyltoluene (p-Cymene)	ND	0.50	µg/L							
Methyl tert-Butyl Ether (MTBE)	ND	0.50	µg/L							
Methylene Chloride	ND	5.0	µg/L							
4-Methyl-2-pentanone (MIBK)	ND	5.0	µg/L							
Naphthalene	ND	2.0	µg/L							
n-Propylbenzene	ND	1.0	µg/L							
Styrene	ND	1.0	µg/L							
1,1,1,2-Tetrachloroethane	ND	0.50	µg/L							
1,1,2,2-Tetrachloroethane	ND	0.50	µg/L							
Tetrachloroethylene	ND	1.0	µg/L							
Tetrahydrofuran	ND	10	µg/L							
Toluene	ND	1.0	µg/L							
1,2,3-Trichlorobenzene	ND	1.0	µg/L							
1,2,4-Trichlorobenzene	ND	0.50	µg/L							
1,1,1-Trichloroethane	ND	0.50	µg/L							
1,1,2-Trichloroethane	ND	0.50	µg/L							
Trichloroethylene	ND	1.0	µg/L							

con-test® ANALYTICAL LABORATORY
39 Spruce Street * East Longmeadow, MA 01028 * FAX 413/525-6405 * TEL. 413/525-2332

QUALITY CONTROL

Volatile Organic Compounds by GC/MS - Quality Control

Analyte	Result	Reporting Limit	Units	Spike Level	Source Result	%REC	%REC Limits	RPD	RPD Limit	Notes
Batch B234514 - SW-846 5030B										
Blank (B234514-BLK1)				Prepared & Analyzed: 07/01/19						
Trichlorofluoromethane (Freon 11)	ND	2.0	µg/L							
1,2,3-Trichloropropane	ND	0.50	µg/L							
1,1,2-Trichloro-1,2,2-trifluoroethane (Freon 113)	ND	0.50	µg/L							
1,2,4-Trimethylbenzene	ND	0.50	µg/L							
1,3,5-Trimethylbenzene	ND	0.50	µg/L							
Vinyl Chloride	ND	1.0	µg/L							
m+p Xylene	ND	2.0	µg/L							
o-Xylene	ND	1.0	µg/L							
Surrogate: 1,2-Dichloroethane-d4	*24.7*		µg/L	25.0		98.7	70-130			
Surrogate: Toluene-d8	*27.6*		µg/L	25.0		110	70-130			
Surrogate: 4-Bromofluorobenzene	*23.6*		µg/L	25.0		94.5	70-130			
LCS (B234514-BS1)				Prepared & Analyzed: 07/01/19						
Acetone	116	10	µg/L	100		116	70-130			V-36
Acrylonitrile	11.3	2.0	µg/L	10.0		113	70-130			
Benzene	9.04	0.50	µg/L	10.0		90.4	70-130			
Bromobenzene	10.6	0.50	µg/L	10.0		106	70-130			
Bromodichloromethane	10.5	0.50	µg/L	10.0		105	70-130			
Bromoform	11.1	0.50	µg/L	10.0		111	70-130			
Bromomethane	10.9	1.0	µg/L	10.0		109	70-130			V-34
2-Butanone (MEK)	109	5.0	µg/L	100		109	70-130			
n-Butylbenzene	8.21	1.0	µg/L	10.0		82.1	70-130			
sec-Butylbenzene	8.51	1.0	µg/L	10.0		85.1	70-130			
tert-Butylbenzene	8.93	1.0	µg/L	10.0		89.3	70-130			
Carbon Disulfide	95.7	5.0	µg/L	100		95.7	70-130			V-36
Carbon Tetrachloride	9.64	0.50	µg/L	10.0		96.4	70-130			
Chlorobenzene	10.5	0.50	µg/L	10.0		105	70-130			
Chlorodibromomethane	11.8	0.50	µg/L	10.0		118	70-130			
Chloroethane	9.92	0.50	µg/L	10.0		99.2	70-130			
Chloroform	9.03	0.50	µg/L	10.0		90.3	70-130			
Chloromethane	7.25	0.60	µg/L	10.0		72.5	70-130			
2-Chlorotoluene	9.75	0.50	µg/L	10.0		97.5	70-130			
4-Chlorotoluene	9.71	0.50	µg/L	10.0		97.1	70-130			
1,2-Dibromo-3-chloropropane (DBCP)	10.2	1.0	µg/L	10.0		102	70-130			
1,2-Dibromoethane (EDB)	10.4	0.50	µg/L	10.0		104	70-130			
Dibromomethane	11.7	0.50	µg/L	10.0		117	70-130			
1,2-Dichlorobenzene	10.1	0.50	µg/L	10.0		101	70-130			
1,3-Dichlorobenzene	9.61	0.50	µg/L	10.0		96.1	70-130			
1,4-Dichlorobenzene	9.84	0.50	µg/L	10.0		98.4	70-130			
trans-1,4-Dichloro-2-butene	12.0	2.0	µg/L	10.0		120	70-130			
Dichlorodifluoromethane (Freon 12)	9.54	0.50	µg/L	10.0		95.4	70-130			
1,1-Dichloroethane	9.60	0.50	µg/L	10.0		96.0	70-130			
1,2-Dichloroethane	11.4	0.50	µg/L	10.0		114	70-130			
1,1-Dichloroethylene	10.7	0.50	µg/L	10.0		107	70-130			
cis-1,2-Dichloroethylene	9.74	0.50	µg/L	10.0		97.4	70-130			
trans-1,2-Dichloroethylene	9.85	1.0	µg/L	10.0		98.5	70-130			
1,2-Dichloropropane	11.0	0.50	µg/L	10.0		110	70-130			
1,3-Dichloropropane	10.2	0.50	µg/L	10.0		102	70-130			
2,2-Dichloropropane	9.32	0.50	µg/L	10.0		93.2	70-130			
1,1-Dichloropropene	8.88	0.50	µg/L	10.0		88.8	70-130			
cis-1,3-Dichloropropene	9.84	0.50	µg/L	10.0		98.4	70-130			
trans-1,3-Dichloropropene	9.62	0.50	µg/L	10.0		96.2	70-130			

con-test® ANALYTICAL LABORATORY
39 Spruce Street * East Longmeadow, MA 01028 * FAX 413/525-6405 * TEL. 413/525-2332

QUALITY CONTROL

Volatile Organic Compounds by GC/MS - Quality Control

Analyte	Result	Reporting Limit	Units	Spike Level	Source Result	%REC	%REC Limits	RPD	RPD Limit	Notes
Batch B234514 - SW-846 5030B										
LCS (B234514-BS1)				Prepared & Analyzed: 07/01/19						
Ethylbenzene	9.83	0.50	µg/L	10.0		98.3	70-130			
Hexachlorobutadiene	11.3	0.60	µg/L	10.0		113	70-130			
2-Hexanone (MBK)	128	5.0	µg/L	100		128	70-130			
Isopropylbenzene (Cumene)	10.2	0.50	µg/L	10.0		102	70-130			
p-Isopropyltoluene (p-Cymene)	9.20	0.50	µg/L	10.0		92.0	70-130			
Methyl tert-Butyl Ether (MTBE)	8.68	0.50	µg/L	10.0		86.8	70-130			
Methylene Chloride	10.3	5.0	µg/L	10.0		103	70-130			
4-Methyl-2-pentanone (MIBK)	125	5.0	µg/L	100		125	70-130			
Naphthalene	10.2	2.0	µg/L	10.0		102	70-130			
n-Propylbenzene	9.74	1.0	µg/L	10.0		97.4	70-130			
Styrene	10.5	1.0	µg/L	10.0		105	70-130			
1,1,1,2-Tetrachloroethane	10.7	0.50	µg/L	10.0		107	70-130			
1,1,2,2-Tetrachloroethane	10.9	0.50	µg/L	10.0		109	70-130			
Tetrachloroethylene	12.2	1.0	µg/L	10.0		122	70-130			
Tetrahydrofuran	10.1	10	µg/L	10.0		101	70-130			
Toluene	9.92	1.0	µg/L	10.0		99.2	70-130			
1,2,3-Trichlorobenzene	11.0	1.0	µg/L	10.0		110	70-130			
1,2,4-Trichlorobenzene	10.5	0.50	µg/L	10.0		105	70-130			
1,1,1-Trichloroethane	9.18	0.50	µg/L	10.0		91.8	70-130			
1,1,2-Trichloroethane	10.8	0.50	µg/L	10.0		108	70-130			
Trichloroethylene	10.2	1.0	µg/L	10.0		102	70-130			
Trichlorofluoromethane (Freon 11)	10.2	2.0	µg/L	10.0		102	70-130			
1,2,3-Trichloropropane	11.6	0.50	µg/L	10.0		116	70-130			
1,1,2-Trichloro-1,2,2-trifluoroethane (Freon 113)	11.0	0.50	µg/L	10.0		110	70-130			
1,2,4-Trimethylbenzene	8.81	0.50	µg/L	10.0		88.1	70-130			
1,3,5-Trimethylbenzene	9.85	0.50	µg/L	10.0		98.5	70-130			
Vinyl Chloride	9.24	1.0	µg/L	10.0		92.4	70-130			
m+p Xylene	19.9	2.0	µg/L	20.0		99.4	70-130			
o-Xylene	9.61	1.0	µg/L	10.0		96.1	70-130			
Surrogate: 1,2-Dichloroethane-d4	*23.8*		µg/L	25.0		95.2	70-130			
Surrogate: Toluene-d8	*26.4*		µg/L	25.0		106	70-130			
Surrogate: 4-Bromofluorobenzene	*26.0*		µg/L	25.0		104	70-130			
Batch B234543 - SW-846 5030B										
Blank (B234543-BLK1)				Prepared: 07/01/19 Analyzed: 07/02/19						
Acetone	ND	10	µg/L							
Acrylonitrile	ND	2.0	µg/L							
Benzene	ND	0.50	µg/L							
Bromobenzene	ND	0.50	µg/L							
Bromodichloromethane	ND	0.50	µg/L							
Bromoform	ND	0.50	µg/L							
Bromomethane	ND	1.0	µg/L							
2-Butanone (MEK)	ND	5.0	µg/L							
n-Butylbenzene	ND	1.0	µg/L							
sec-Butylbenzene	ND	1.0	µg/L							
tert-Butylbenzene	ND	1.0	µg/L							
Carbon Disulfide	ND	5.0	µg/L							
Carbon Tetrachloride	ND	0.50	µg/L							
Chlorobenzene	ND	0.50	µg/L							
Chlorodibromomethane	ND	0.50	µg/L							
Chloroethane	ND	0.50	µg/L							

con-test® ANALYTICAL LABORATORY
39 Spruce Street * East Longmeadow, MA 01028 * FAX 413/525-6405 * TEL. 413/525-2332

QUALITY CONTROL

Volatile Organic Compounds by GC/MS - Quality Control

Analyte	Result	Reporting Limit	Units	Spike Level	Source Result	%REC	%REC Limits	RPD	RPD Limit	Notes
Batch B234543 - SW-846 5030B										
Blank (B234543-BLK1)				Prepared: 07/01/19 Analyzed: 07/02/19						
Chloroform	ND	0.50	µg/L							
Chloromethane	ND	0.60	µg/L							L-03
2-Chlorotoluene	ND	0.50	µg/L							
4-Chlorotoluene	ND	0.50	µg/L							
1,2-Dibromo-3-chloropropane (DBCP)	ND	1.0	µg/L							
1,2-Dibromoethane (EDB)	ND	0.50	µg/L							
Dibromomethane	ND	0.50	µg/L							
1,2-Dichlorobenzene	ND	0.50	µg/L							
1,3-Dichlorobenzene	ND	0.50	µg/L							
1,4-Dichlorobenzene	ND	0.50	µg/L							
trans-1,4-Dichloro-2-butene	ND	2.0	µg/L							
Dichlorodifluoromethane (Freon 12)	ND	0.50	µg/L							
1,1-Dichloroethane	ND	0.50	µg/L							
1,2-Dichloroethane	ND	0.50	µg/L							
1,1-Dichloroethylene	ND	0.50	µg/L							
cis-1,2-Dichloroethylene	ND	0.50	µg/L							
trans-1,2-Dichloroethylene	ND	1.0	µg/L							
1,2-Dichloropropane	ND	0.50	µg/L							
1,3-Dichloropropane	ND	0.50	µg/L							
2,2-Dichloropropane	ND	0.50	µg/L							L-03, V-05
1,1-Dichloropropene	ND	0.50	µg/L							
cis-1,3-Dichloropropene	ND	0.50	µg/L							
trans-1,3-Dichloropropene	ND	0.50	µg/L							
Ethylbenzene	ND	0.50	µg/L							
Hexachlorobutadiene	ND	0.60	µg/L							
2-Hexanone (MBK)	ND	5.0	µg/L							
Isopropylbenzene (Cumene)	ND	0.50	µg/L							
p-Isopropyltoluene (p-Cymene)	ND	0.50	µg/L							
Methyl tert-Butyl Ether (MTBE)	ND	0.50	µg/L							
Methylene Chloride	ND	5.0	µg/L							
4-Methyl-2-pentanone (MIBK)	ND	5.0	µg/L							
Naphthalene	ND	2.0	µg/L							
n-Propylbenzene	ND	1.0	µg/L							
Styrene	ND	1.0	µg/L							
1,1,1,2-Tetrachloroethane	ND	0.50	µg/L							
1,1,2,2-Tetrachloroethane	ND	0.50	µg/L							
Tetrachloroethylene	ND	1.0	µg/L							
Tetrahydrofuran	ND	10	µg/L							
Toluene	ND	1.0	µg/L							
1,2,3-Trichlorobenzene	ND	1.0	µg/L							
1,2,4-Trichlorobenzene	ND	0.50	µg/L							
1,1,1-Trichloroethane	ND	0.50	µg/L							
1,1,2-Trichloroethane	ND	0.50	µg/L							
Trichloroethylene	ND	1.0	µg/L							
Trichlorofluoromethane (Freon 11)	ND	2.0	µg/L							
1,2,3-Trichloropropane	ND	0.50	µg/L							
1,1,2-Trichloro-1,2,2-trifluoroethane (Freon 113)	ND	0.50	µg/L							
1,2,4-Trimethylbenzene	ND	0.50	µg/L							
1,3,5-Trimethylbenzene	ND	0.50	µg/L							
Vinyl Chloride	ND	1.0	µg/L							
m+p Xylene	ND	2.0	µg/L							

con-test® ANALYTICAL LABORATORY
39 Spruce Street * East Longmeadow, MA 01028 * FAX 413/525-6405 * TEL. 413/525-2332

QUALITY CONTROL

Volatile Organic Compounds by GC/MS - Quality Control

Analyte	Result	Reporting Limit	Units	Spike Level	Source Result	%REC		%REC Limits	RPD	RPD Limit	Notes
Batch B234543 - SW-846 5030B											
Blank (B234543-BLK1)				Prepared: 07/01/19 Analyzed: 07/02/19							
o-Xylene	ND	1.0	µg/L								
Surrogate: 1,2-Dichloroethane-d4	*23.8*		µg/L	25.0		95.0		70-130			
Surrogate: Toluene-d8	*27.4*		µg/L	25.0		110		70-130			
Surrogate: 4-Bromofluorobenzene	*24.3*		µg/L	25.0		97.0		70-130			
LCS (B234543-BS1)				Prepared: 07/01/19 Analyzed: 07/02/19							
Acetone	103	10	µg/L	100		103		70-130			V-36
Acrylonitrile	10.7	2.0	µg/L	10.0		107		70-130			
Benzene	8.92	0.50	µg/L	10.0		89.2		70-130			
Bromobenzene	10.4	0.50	µg/L	10.0		104		70-130			
Bromodichloromethane	10.1	0.50	µg/L	10.0		101		70-130			
Bromoform	10.7	0.50	µg/L	10.0		107		70-130			
Bromomethane	8.27	1.0	µg/L	10.0		82.7		70-130			V-34
2-Butanone (MEK)	102	5.0	µg/L	100		102		70-130			
n-Butylbenzene	7.59	1.0	µg/L	10.0		75.9		70-130			
sec-Butylbenzene	8.06	1.0	µg/L	10.0		80.6		70-130			
tert-Butylbenzene	8.52	1.0	µg/L	10.0		85.2		70-130			
Carbon Disulfide	91.2	5.0	µg/L	100		91.2		70-130			V-36
Carbon Tetrachloride	9.25	0.50	µg/L	10.0		92.5		70-130			
Chlorobenzene	10.5	0.50	µg/L	10.0		105		70-130			
Chlorodibromomethane	11.6	0.50	µg/L	10.0		116		70-130			
Chloroethane	9.34	0.50	µg/L	10.0		93.4		70-130			
Chloroform	8.80	0.50	µg/L	10.0		88.0		70-130			
Chloromethane	6.98	0.60	µg/L	10.0		**69.8**	*	70-130			L-03
2-Chlorotoluene	9.20	0.50	µg/L	10.0		92.0		70-130			
4-Chlorotoluene	9.33	0.50	µg/L	10.0		93.3		70-130			
1,2-Dibromo-3-chloropropane (DBCP)	9.61	1.0	µg/L	10.0		96.1		70-130			
1,2-Dibromoethane (EDB)	10.4	0.50	µg/L	10.0		104		70-130			
Dibromomethane	11.2	0.50	µg/L	10.0		112		70-130			
1,2-Dichlorobenzene	9.68	0.50	µg/L	10.0		96.8		70-130			
1,3-Dichlorobenzene	9.27	0.50	µg/L	10.0		92.7		70-130			
1,4-Dichlorobenzene	9.43	0.50	µg/L	10.0		94.3		70-130			
trans-1,4-Dichloro-2-butene	9.46	2.0	µg/L	10.0		94.6		70-130			
Dichlorodifluoromethane (Freon 12)	9.16	0.50	µg/L	10.0		91.6		70-130			
1,1-Dichloroethane	9.33	0.50	µg/L	10.0		93.3		70-130			
1,2-Dichloroethane	10.9	0.50	µg/L	10.0		109		70-130			
1,1-Dichloroethylene	9.62	0.50	µg/L	10.0		96.2		70-130			
cis-1,2-Dichloroethylene	8.98	0.50	µg/L	10.0		89.8		70-130			
trans-1,2-Dichloroethylene	9.78	1.0	µg/L	10.0		97.8		70-130			
1,2-Dichloropropane	10.9	0.50	µg/L	10.0		109		70-130			
1,3-Dichloropropane	9.87	0.50	µg/L	10.0		98.7		70-130			
2,2-Dichloropropane	5.75	0.50	µg/L	10.0		**57.5**	*	70-130			L-03, V-05
1,1-Dichloropropene	8.54	0.50	µg/L	10.0		85.4		70-130			
cis-1,3-Dichloropropene	8.87	0.50	µg/L	10.0		88.7		70-130			
trans-1,3-Dichloropropene	8.64	0.50	µg/L	10.0		86.4		70-130			
Ethylbenzene	9.75	0.50	µg/L	10.0		97.5		70-130			
Hexachlorobutadiene	10.4	0.60	µg/L	10.0		104		70-130			
2-Hexanone (MBK)	120	5.0	µg/L	100		120		70-130			
Isopropylbenzene (Cumene)	10.0	0.50	µg/L	10.0		100		70-130			
p-Isopropyltoluene (p-Cymene)	8.66	0.50	µg/L	10.0		86.6		70-130			
Methyl tert-Butyl Ether (MTBE)	8.31	0.50	µg/L	10.0		83.1		70-130			
Methylene Chloride	10.2	5.0	µg/L	10.0		102		70-130			

con-test® ANALYTICAL LABORATORY
39 Spruce Street * East Longmeadow, MA 01028 * FAX 413/525-6405 * TEL. 413/525-2332

QUALITY CONTROL

Volatile Organic Compounds by GC/MS - Quality Control

Analyte	Result	Reporting Limit	Units	Spike Level	Source Result	%REC	%REC Limits	RPD	RPD Limit	Notes
Batch B234543 - SW-846 5030B										
LCS (B234543-BS1)				Prepared: 07/01/19 Analyzed: 07/02/19						
4-Methyl-2-pentanone (MIBK)	120	5.0	µg/L	100		120	70-130			
Naphthalene	9.81	2.0	µg/L	10.0		98.1	70-130			
n-Propylbenzene	9.06	1.0	µg/L	10.0		90.6	70-130			
Styrene	10.2	1.0	µg/L	10.0		102	70-130			
1,1,1,2-Tetrachloroethane	10.3	0.50	µg/L	10.0		103	70-130			
1,1,2,2-Tetrachloroethane	10.6	0.50	µg/L	10.0		106	70-130			
Tetrachloroethylene	11.6	1.0	µg/L	10.0		116	70-130			
Tetrahydrofuran	9.87	10	µg/L	10.0		98.7	70-130			
Toluene	9.81	1.0	µg/L	10.0		98.1	70-130			
1,2,3-Trichlorobenzene	10.8	1.0	µg/L	10.0		108	70-130			
1,2,4-Trichlorobenzene	9.98	0.50	µg/L	10.0		99.8	70-130			
1,1,1-Trichloroethane	8.92	0.50	µg/L	10.0		89.2	70-130			
1,1,2-Trichloroethane	10.4	0.50	µg/L	10.0		104	70-130			
Trichloroethylene	10.4	1.0	µg/L	10.0		104	70-130			
Trichlorofluoromethane (Freon 11)	9.08	2.0	µg/L	10.0		90.8	70-130			
1,2,3-Trichloropropane	11.3	0.50	µg/L	10.0		113	70-130			
1,1,2-Trichloro-1,2,2-trifluoroethane (Freon 113)	9.62	0.50	µg/L	10.0		96.2	70-130			
1,2,4-Trimethylbenzene	8.53	0.50	µg/L	10.0		85.3	70-130			
1,3,5-Trimethylbenzene	9.56	0.50	µg/L	10.0		95.6	70-130			
Vinyl Chloride	8.71	1.0	µg/L	10.0		87.1	70-130			
m+p Xylene	19.2	2.0	µg/L	20.0		96.0	70-130			
o-Xylene	9.37	1.0	µg/L	10.0		93.7	70-130			
Surrogate: 1,2-Dichloroethane-d4	*22.8*		µg/L	25.0		91.2	70-130			
Surrogate: Toluene-d8	*26.4*		µg/L	25.0		106	70-130			
Surrogate: 4-Bromofluorobenzene	*26.7*		µg/L	25.0		107	70-130			

con-test® ANALYTICAL LABORATORY
39 Spruce Street * East Longmeadow, MA 01028 * FAX 413/525-6405 * TEL. 413/525-2332

QUALITY CONTROL

Semivolatile Organic Compounds by GC/MS - Quality Control

Analyte	Result	Reporting Limit	Units	Spike Level	Source Result	%REC	%REC Limits	RPD	RPD Limit	Notes
Batch B234356 - SW-846 3510C										
Blank (B234356-BLK1)				Prepared: 06/27/19 Analyzed: 06/29/19						
Acenaphthene	ND	5.0	µg/L							
Acenaphthylene	ND	5.0	µg/L							
Aniline	ND	5.0	µg/L							
Anthracene	ND	5.0	µg/L							
Benzo(a)anthracene	ND	5.0	µg/L							
Benzo(a)pyrene	ND	5.0	µg/L							
Benzo(b)fluoranthene	ND	5.0	µg/L							
Benzo(g,h,i)perylene	ND	5.0	µg/L							
Benzo(k)fluoranthene	ND	5.0	µg/L							
Bis(2-chloroethoxy)methane	ND	10	µg/L							
Bis(2-chloroethyl)ether	ND	10	µg/L							
Bis(2-chloroisopropyl)ether	ND	10	µg/L							
Bis(2-Ethylhexyl)phthalate	ND	10	µg/L							
4-Bromophenylphenylether	ND	10	µg/L							
Butylbenzylphthalate	ND	10	µg/L							
Carbazole	ND	10	µg/L							
4-Chloroaniline	ND	10	µg/L							R-05, V-34
4-Chloro-3-methylphenol	ND	10	µg/L							
2-Chloronaphthalene	ND	10	µg/L							
2-Chlorophenol	ND	10	µg/L							
4-Chlorophenylphenylether	ND	10	µg/L							
Chrysene	ND	5.0	µg/L							
Dibenz(a,h)anthracene	ND	5.0	µg/L							
Dibenzofuran	ND	5.0	µg/L							
Di-n-butylphthalate	ND	10	µg/L							
3,3-Dichlorobenzidine	ND	10	µg/L							V-34
2,4-Dichlorophenol	ND	10	µg/L							
Diethylphthalate	ND	10	µg/L							
2,4-Dimethylphenol	ND	10	µg/L							
Dimethylphthalate	ND	10	µg/L							
4,6-Dinitro-2-methylphenol	ND	10	µg/L							
2,4-Dinitrophenol	ND	10	µg/L							
2,4-Dinitrotoluene	ND	10	µg/L							
2,6-Dinitrotoluene	ND	10	µg/L							
Di-n-octylphthalate	ND	10	µg/L							
Fluoranthene	ND	5.0	µg/L							
Fluorene	ND	5.0	µg/L							
Hexachlorobenzene	ND	10	µg/L							
Hexachlorobutadiene	ND	10	µg/L							
Hexachlorocyclopentadiene	ND	10	µg/L							V-05
Hexachloroethane	ND	10	µg/L							
Indeno(1,2,3-cd)pyrene	ND	5.0	µg/L							
Isophorone	ND	10	µg/L							
2-Methylnaphthalene	ND	5.0	µg/L							
2-Methylphenol	ND	10	µg/L							
3/4-Methylphenol	ND	10	µg/L							
Naphthalene	ND	5.0	µg/L							
2-Nitroaniline	ND	10	µg/L							
3-Nitroaniline	ND	10	µg/L							V-34
4-Nitroaniline	ND	10	µg/L							
Nitrobenzene	ND	10	µg/L							
2-Nitrophenol	ND	10	µg/L							

con-test® ANALYTICAL LABORATORY
39 Spruce Street * East Longmeadow, MA 01028 * FAX 413/525-6405 * TEL. 413/525-2332

QUALITY CONTROL

Semivolatile Organic Compounds by GC/MS - Quality Control

Analyte	Result	Reporting Limit	Units	Spike Level	Source Result	%REC	%REC Limits	RPD	RPD Limit	Notes	
Batch B234356 - SW-846 3510C											
Blank (B234356-BLK1)				Prepared: 06/27/19 Analyzed: 06/29/19							
4-Nitrophenol	ND	10	µg/L								
N-Nitrosodiphenylamine/Diphenylamine	ND	10	µg/L								
N-Nitrosodi-n-propylamine	ND	10	µg/L								
Pentachloronitrobenzene	ND	10	µg/L								
Pentachlorophenol	ND	10	µg/L								
Phenanthrene	ND	5.0	µg/L								
Phenol	ND	10	µg/L								
Pyrene	ND	5.0	µg/L								
Pyridine	ND	5.0	µg/L								
1,2,4,5-Tetrachlorobenzene	ND	10	µg/L								
1,2,4-Trichlorobenzene	ND	5.0	µg/L								
2,4,5-Trichlorophenol	ND	10	µg/L								
2,4,6-Trichlorophenol	ND	10	µg/L								
Surrogate: 2-Fluorophenol	*97.2*		µg/L	200		48.6	15-110				
Surrogate: Phenol-d6	*75.9*		µg/L	200		37.9	15-110				
Surrogate: Nitrobenzene-d5	*60.3*		µg/L	100		60.3	30-130				
Surrogate: 2-Fluorobiphenyl	*80.4*		µg/L	100		80.4	30-130				
Surrogate: 2,4,6-Tribromophenol	*193*		µg/L	200		96.6	15-110				
Surrogate: p-Terphenyl-d14	*96.1*		µg/L	100		96.1	30-130				
LCS (B234356-BS1)				Prepared: 06/27/19 Analyzed: 06/29/19							
Acenaphthene	40.3	5.0	µg/L	50.0		80.7	40-140				
Acenaphthylene	43.9	5.0	µg/L	50.0		87.8	40-140				
Aniline	36.1	5.0	µg/L	50.0		72.3	40-140				†
Anthracene	44.9	5.0	µg/L	50.0		89.8	40-140				
Benzo(a)anthracene	43.8	5.0	µg/L	50.0		87.6	40-140				
Benzo(a)pyrene	46.6	5.0	µg/L	50.0		93.2	40-140				
Benzo(b)fluoranthene	43.2	5.0	µg/L	50.0		86.5	40-140				
Benzo(g,h,i)perylene	49.0	5.0	µg/L	50.0		98.0	40-140				
Benzo(k)fluoranthene	46.0	5.0	µg/L	50.0		91.9	40-140				
Bis(2-chloroethoxy)methane	47.4	10	µg/L	50.0		94.9	40-140				
Bis(2-chloroethyl)ether	36.1	10	µg/L	50.0		72.1	40-140				
Bis(2-chloroisopropyl)ether	39.6	10	µg/L	50.0		79.2	40-140				
Bis(2-Ethylhexyl)phthalate	36.8	10	µg/L	50.0		73.6	40-140				
4-Bromophenylphenylether	48.2	10	µg/L	50.0		96.5	40-140				
Butylbenzylphthalate	40.5	10	µg/L	50.0		80.9	40-140				
Carbazole	45.0	10	µg/L	50.0		89.9	40-140				
4-Chloroaniline	43.7	10	µg/L	50.0		87.5	40-140			R-05, V-34	†
4-Chloro-3-methylphenol	42.4	10	µg/L	50.0		84.7	30-130				
2-Chloronaphthalene	39.8	10	µg/L	50.0		79.5	40-140				
2-Chlorophenol	42.3	10	µg/L	50.0		84.5	30-130				
4-Chlorophenylphenylether	46.6	10	µg/L	50.0		93.2	40-140				
Chrysene	41.6	5.0	µg/L	50.0		83.2	40-140				
Dibenz(a,h)anthracene	46.5	5.0	µg/L	50.0		93.0	40-140				
Dibenzofuran	44.7	5.0	µg/L	50.0		89.4	40-140				
Di-n-butylphthalate	39.8	10	µg/L	50.0		79.7	40-140				
3,3-Dichlorobenzidine	51.2	10	µg/L	50.0		102	40-140			V-34	†
2,4-Dichlorophenol	48.8	10	µg/L	50.0		97.6	30-130				
Diethylphthalate	40.3	10	µg/L	50.0		80.6	40-140				
2,4-Dimethylphenol	46.5	10	µg/L	50.0		93.1	30-130				
Dimethylphthalate	42.2	10	µg/L	50.0		84.4	40-140				
4,6-Dinitro-2-methylphenol	44.2	10	µg/L	50.0		88.5	30-130				

con-test® ANALYTICAL LABORATORY
39 Spruce Street * East Longmeadow, MA 01028 * FAX 413/525-6405 * TEL. 413/525-2332

QUALITY CONTROL

Semivolatile Organic Compounds by GC/MS - Quality Control

Analyte	Result	Reporting Limit	Units	Spike Level	Source Result	%REC	%REC Limits	RPD	RPD Limit	Notes	
Batch B234356 - SW-846 3510C											
LCS (B234356-BS1)				Prepared: 06/27/19 Analyzed: 06/29/19							
2,4-Dinitrophenol	40.8	10	µg/L	50.0		81.7	30-130				
2,4-Dinitrotoluene	46.9	10	µg/L	50.0		93.8	40-140				
2,6-Dinitrotoluene	48.7	10	µg/L	50.0		97.5	40-140				
Di-n-octylphthalate	36.6	10	µg/L	50.0		73.3	40-140				
Fluoranthene	45.9	5.0	µg/L	50.0		91.9	40-140				
Fluorene	45.1	5.0	µg/L	50.0		90.3	40-140				
Hexachlorobenzene	49.3	10	µg/L	50.0		98.6	40-140				
Hexachlorobutadiene	39.4	10	µg/L	50.0		78.7	40-140				
Hexachlorocyclopentadiene	27.2	10	µg/L	50.0		54.5	30-140			V-05	
Hexachloroethane	32.5	10	µg/L	50.0		64.9	40-140				
Indeno(1,2,3-cd)pyrene	48.5	5.0	µg/L	50.0		97.0	40-140				
Isophorone	42.3	10	µg/L	50.0		84.6	40-140				
2-Methylnaphthalene	43.2	5.0	µg/L	50.0		86.3	40-140				
2-Methylphenol	41.0	10	µg/L	50.0		82.1	30-130				
3/4-Methylphenol	36.8	10	µg/L	50.0		73.6	30-130				
Naphthalene	42.2	5.0	µg/L	50.0		84.5	40-140				
2-Nitroaniline	34.0	10	µg/L	50.0		68.0	40-140				
3-Nitroaniline	43.1	10	µg/L	50.0		86.2	40-140			V-34	†
4-Nitroaniline	47.8	10	µg/L	50.0		95.5	40-140				
Nitrobenzene	36.7	10	µg/L	50.0		73.4	40-140				
2-Nitrophenol	46.8	10	µg/L	50.0		93.6	30-130				
4-Nitrophenol	21.7	10	µg/L	50.0		43.3	10-130				
N-Nitrosodiphenylamine/Diphenylamine	50.5	10	µg/L	50.0		101	40-140				
N-Nitrosodi-n-propylamine	35.1	10	µg/L	50.0		70.2	40-140				
Pentachloronitrobenzene	50.9	10	µg/L	50.0		102	40-140				
Pentachlorophenol	42.5	10	µg/L	50.0		85.0	30-130				
Phenanthrene	44.8	5.0	µg/L	50.0		89.5	40-140				
Phenol	22.6	10	µg/L	50.0		45.2	20-130				
Pyrene	45.6	5.0	µg/L	50.0		91.1	40-140				
Pyridine	17.6	5.0	µg/L	50.0		35.2	10-140				†
1,2,4,5-Tetrachlorobenzene	42.3	10	µg/L	50.0		84.6	40-140				
1,2,4-Trichlorobenzene	43.9	5.0	µg/L	50.0		87.8	40-140				
2,4,5-Trichlorophenol	48.1	10	µg/L	50.0		96.3	30-130				
2,4,6-Trichlorophenol	46.0	10	µg/L	50.0		92.0	30-130				
Surrogate: 2-Fluorophenol	*129*		µg/L	200		64.7	15-110				
Surrogate: Phenol-d6	*103*		µg/L	200		51.4	15-110				
Surrogate: Nitrobenzene-d5	*79.5*		µg/L	100		79.5	30-130				
Surrogate: 2-Fluorobiphenyl	*107*		µg/L	100		107	30-130				
Surrogate: 2,4,6-Tribromophenol	*227*		µg/L	200		**114**	* 15-110			S-07	
Surrogate: p-Terphenyl-d14	*108*		µg/L	100		108	30-130				
LCS Dup (B234356-BSD1)				Prepared: 06/27/19 Analyzed: 06/29/19							
Acenaphthene	34.8	5.0	µg/L	50.0		69.6	40-140	14.8	20		
Acenaphthylene	37.4	5.0	µg/L	50.0		74.8	40-140	16.0	20		
Aniline	28.0	5.0	µg/L	50.0		56.0	40-140	25.4	50		† ‡
Anthracene	38.6	5.0	µg/L	50.0		77.3	40-140	15.0	20		
Benzo(a)anthracene	38.4	5.0	µg/L	50.0		76.8	40-140	13.1	20		
Benzo(a)pyrene	40.3	5.0	µg/L	50.0		80.6	40-140	14.5	20		
Benzo(b)fluoranthene	37.3	5.0	µg/L	50.0		74.6	40-140	14.7	20		
Benzo(g,h,i)perylene	41.1	5.0	µg/L	50.0		82.2	40-140	17.4	20		
Benzo(k)fluoranthene	37.7	5.0	µg/L	50.0		75.4	40-140	19.7	20		
Bis(2-chloroethoxy)methane	40.9	10	µg/L	50.0		81.9	40-140	14.7	20		

con-test® ANALYTICAL LABORATORY
39 Spruce Street * East Longmeadow, MA 01028 * FAX 413/525-6405 * TEL. 413/525-2332

QUALITY CONTROL

Semivolatile Organic Compounds by GC/MS - Quality Control

Analyte	Result	Reporting Limit	Units	Spike Level	Source Result	%REC	%REC Limits	RPD		RPD Limit	Notes	
Batch B234356 - SW-846 3510C												
LCS Dup (B234356-BSD1)				Prepared: 06/27/19 Analyzed: 06/29/19								
Bis(2-chloroethyl)ether	32.4	10	µg/L	50.0		64.7	40-140	10.8		20		
Bis(2-chloroisopropyl)ether	35.2	10	µg/L	50.0		70.3	40-140	11.9		20		
Bis(2-Ethylhexyl)phthalate	31.5	10	µg/L	50.0		63.1	40-140	15.4		20		
4-Bromophenylphenylether	41.7	10	µg/L	50.0		83.3	40-140	14.6		20		
Butylbenzylphthalate	34.7	10	µg/L	50.0		69.3	40-140	15.4		20		
Carbazole	38.7	10	µg/L	50.0		77.5	40-140	14.9		20		
4-Chloroaniline	29.7	10	µg/L	50.0		59.3	40-140	**38.3**	*	20	R-05, V-34	†
4-Chloro-3-methylphenol	37.8	10	µg/L	50.0		75.6	30-130	11.4		20		
2-Chloronaphthalene	33.5	10	µg/L	50.0		66.9	40-140	17.2		20		
2-Chlorophenol	36.9	10	µg/L	50.0		73.8	30-130	13.6		20		
4-Chlorophenylphenylether	39.4	10	µg/L	50.0		78.7	40-140	16.9		20		
Chrysene	36.9	5.0	µg/L	50.0		73.8	40-140	12.1		20		
Dibenz(a,h)anthracene	39.1	5.0	µg/L	50.0		78.2	40-140	17.2		20		
Dibenzofuran	38.5	5.0	µg/L	50.0		77.1	40-140	14.9		20		
Di-n-butylphthalate	35.1	10	µg/L	50.0		70.3	40-140	12.6		20		
3,3-Dichlorobenzidine	44.8	10	µg/L	50.0		89.7	40-140	13.2		20	V-34	† ‡
2,4-Dichlorophenol	41.7	10	µg/L	50.0		83.4	30-130	15.6		20		
Diethylphthalate	35.4	10	µg/L	50.0		70.9	40-140	12.9		20		
2,4-Dimethylphenol	38.9	10	µg/L	50.0		77.9	30-130	17.8		20		
Dimethylphthalate	36.4	10	µg/L	50.0		72.8	40-140	14.9		50		
4,6-Dinitro-2-methylphenol	37.3	10	µg/L	50.0		74.7	30-130	16.9		50		
2,4-Dinitrophenol	34.4	10	µg/L	50.0		68.7	30-130	17.2		50		
2,4-Dinitrotoluene	40.6	10	µg/L	50.0		81.2	40-140	14.4		20		
2,6-Dinitrotoluene	41.3	10	µg/L	50.0		82.6	40-140	16.5		20		
Di-n-octylphthalate	32.2	10	µg/L	50.0		64.3	40-140	13.0		20		
Fluoranthene	38.9	5.0	µg/L	50.0		77.9	40-140	16.5		20		
Fluorene	38.8	5.0	µg/L	50.0		77.5	40-140	15.2		20		
Hexachlorobenzene	40.6	10	µg/L	50.0		81.3	40-140	19.3		20		
Hexachlorobutadiene	34.9	10	µg/L	50.0		69.8	40-140	12.0		20		
Hexachlorocyclopentadiene	20.9	10	µg/L	50.0		41.8	30-140	26.4		50	V-05	
Hexachloroethane	29.8	10	µg/L	50.0		59.7	40-140	8.48		50		
Indeno(1,2,3-cd)pyrene	40.6	5.0	µg/L	50.0		81.2	40-140	17.7		50		
Isophorone	37.0	10	µg/L	50.0		74.0	40-140	13.3		20		
2-Methylnaphthalene	36.9	5.0	µg/L	50.0		73.8	40-140	15.6		20		
2-Methylphenol	36.2	10	µg/L	50.0		72.5	30-130	12.5		20		
3/4-Methylphenol	33.2	10	µg/L	50.0		66.4	30-130	10.3		20		
Naphthalene	37.3	5.0	µg/L	50.0		74.6	40-140	12.4		20		
2-Nitroaniline	29.3	10	µg/L	50.0		58.7	40-140	14.7		20		
3-Nitroaniline	35.3	10	µg/L	50.0		70.7	40-140	19.8		20	V-34	†
4-Nitroaniline	40.5	10	µg/L	50.0		81.0	40-140	16.5		20		
Nitrobenzene	31.4	10	µg/L	50.0		62.7	40-140	15.7		20		
2-Nitrophenol	39.0	10	µg/L	50.0		78.1	30-130	18.1		20		
4-Nitrophenol	19.4	10	µg/L	50.0		38.7	10-130	11.2		50		‡
N-Nitrosodiphenylamine/Diphenylamine	41.4	10	µg/L	50.0		82.8	40-140	19.8		20		
N-Nitrosodi-n-propylamine	30.9	10	µg/L	50.0		61.9	40-140	12.5		20		
Pentachloronitrobenzene	42.7	10	µg/L	50.0		85.5	40-140	17.4		20		
Pentachlorophenol	33.6	10	µg/L	50.0		67.2	30-130	23.3		50		
Phenanthrene	39.2	5.0	µg/L	50.0		78.4	40-140	13.3		20		
Phenol	20.7	10	µg/L	50.0		41.4	20-130	8.87		20		
Pyrene	41.5	5.0	µg/L	50.0		83.0	40-140	9.38		20		
Pyridine	16.3	5.0	µg/L	50.0		32.6	10-140	7.67		50		†
1,2,4,5-Tetrachlorobenzene	35.3	10	µg/L	50.0		70.6	40-140	18.0		20		

con-test® ANALYTICAL LABORATORY
39 Spruce Street * East Longmeadow, MA 01028 * FAX 413/525-6405 * TEL. 413/525-2332

QUALITY CONTROL

Semivolatile Organic Compounds by GC/MS - Quality Control

Analyte	Result	Reporting Limit	Units	Spike Level	Source Result	%REC	%REC Limits	RPD	RPD Limit	Notes
Batch B234356 - SW-846 3510C										
LCS Dup (B234356-BSD1)				Prepared: 06/27/19 Analyzed: 06/29/19						
1,2,4-Trichlorobenzene	38.6	5.0	µg/L	50.0		77.1	40-140	12.9	20	
2,4,5-Trichlorophenol	40.1	10	µg/L	50.0		80.2	30-130	18.2	20	
2,4,6-Trichlorophenol	38.5	10	µg/L	50.0		77.0	30-130	17.8	50	
Surrogate: 2-Fluorophenol	*117*		µg/L	200		58.7	15-110			
Surrogate: Phenol-d6	*94.0*		µg/L	200		47.0	15-110			
Surrogate: Nitrobenzene-d5	*71.2*		µg/L	100		71.2	30-130			
Surrogate: 2-Fluorobiphenyl	*87.3*		µg/L	100		87.3	30-130			
Surrogate: 2,4,6-Tribromophenol	*199*		µg/L	200		99.4	15-110			
Surrogate: p-Terphenyl-d14	*95.9*		µg/L	100		95.9	30-130			
Batch B234539 - SW-846 3510C										
Blank (B234539-BLK1)				Prepared: 07/01/19 Analyzed: 07/03/19						
Acenaphthene	ND	5.0	µg/L							
Acenaphthylene	ND	5.0	µg/L							
Aniline	ND	5.0	µg/L							
Anthracene	ND	5.0	µg/L							
Benzo(a)anthracene	ND	5.0	µg/L							
Benzo(a)pyrene	ND	5.0	µg/L							
Benzo(b)fluoranthene	ND	5.0	µg/L							
Benzo(g,h,i)perylene	ND	5.0	µg/L							
Benzo(k)fluoranthene	ND	5.0	µg/L							
Bis(2-chloroethoxy)methane	ND	10	µg/L							
Bis(2-chloroethyl)ether	ND	10	µg/L							
Bis(2-chloroisopropyl)ether	ND	10	µg/L							
Bis(2-Ethylhexyl)phthalate	ND	10	µg/L							
4-Bromophenylphenylether	ND	10	µg/L							
Butylbenzylphthalate	ND	10	µg/L							
Carbazole	ND	10	µg/L							
4-Chloroaniline	ND	10	µg/L							
4-Chloro-3-methylphenol	ND	10	µg/L							
2-Chloronaphthalene	ND	10	µg/L							
2-Chlorophenol	ND	10	µg/L							
4-Chlorophenylphenylether	ND	10	µg/L							
Chrysene	ND	5.0	µg/L							
Dibenz(a,h)anthracene	ND	5.0	µg/L							
Dibenzofuran	ND	5.0	µg/L							
Di-n-butylphthalate	ND	10	µg/L							
3,3-Dichlorobenzidine	ND	10	µg/L							
2,4-Dichlorophenol	ND	10	µg/L							
Diethylphthalate	ND	10	µg/L							
2,4-Dimethylphenol	ND	10	µg/L							
Dimethylphthalate	ND	10	µg/L							
4,6-Dinitro-2-methylphenol	ND	10	µg/L							
2,4-Dinitrophenol	ND	10	µg/L							
2,4-Dinitrotoluene	ND	10	µg/L							
2,6-Dinitrotoluene	ND	10	µg/L							
Di-n-octylphthalate	ND	10	µg/L							
Fluoranthene	ND	5.0	µg/L							
Fluorene	ND	5.0	µg/L							
Hexachlorobenzene	ND	10	µg/L							
Hexachlorobutadiene	ND	10	µg/L							
Hexachlorocyclopentadiene	ND	10	µg/L							

con-test® ANALYTICAL LABORATORY
39 Spruce Street * East Longmeadow, MA 01028 * FAX 413/525-6405 * TEL. 413/525-2332

QUALITY CONTROL

Semivolatile Organic Compounds by GC/MS - Quality Control

Analyte	Result	Reporting Limit	Units	Spike Level	Source Result	%REC	%REC Limits	RPD	RPD Limit	Notes
Batch B234539 - SW-846 3510C										
Blank (B234539-BLK1)				Prepared: 07/01/19 Analyzed: 07/03/19						
Hexachloroethane	ND	10	µg/L							
Indeno(1,2,3-cd)pyrene	ND	5.0	µg/L							
Isophorone	ND	10	µg/L							
2-Methylnaphthalene	ND	5.0	µg/L							
2-Methylphenol	ND	10	µg/L							
3/4-Methylphenol	ND	10	µg/L							
Naphthalene	ND	5.0	µg/L							
2-Nitroaniline	ND	10	µg/L							
3-Nitroaniline	ND	10	µg/L							
4-Nitroaniline	ND	10	µg/L							
Nitrobenzene	ND	10	µg/L							
2-Nitrophenol	ND	10	µg/L							
4-Nitrophenol	ND	10	µg/L							
N-Nitrosodiphenylamine/Diphenylamine	ND	10	µg/L							
N-Nitrosodi-n-propylamine	ND	10	µg/L							
Pentachloronitrobenzene	ND	10	µg/L							
Pentachlorophenol	ND	10	µg/L							
Phenanthrene	ND	5.0	µg/L							
Phenol	ND	10	µg/L							
Pyrene	ND	5.0	µg/L							
Pyridine	ND	5.0	µg/L							
1,2,4,5-Tetrachlorobenzene	ND	10	µg/L							
1,2,4-Trichlorobenzene	ND	5.0	µg/L							
2,4,5-Trichlorophenol	ND	10	µg/L							
2,4,6-Trichlorophenol	ND	10	µg/L							
Surrogate: 2-Fluorophenol	*86.0*		µg/L	200		43.0	15-110			
Surrogate: Phenol-d6	*59.3*		µg/L	200		29.6	15-110			
Surrogate: Nitrobenzene-d5	*76.2*		µg/L	100		76.2	30-130			
Surrogate: 2-Fluorobiphenyl	*73.6*		µg/L	100		73.6	30-130			
Surrogate: 2,4,6-Tribromophenol	*170*		µg/L	200		85.0	15-110			
Surrogate: p-Terphenyl-d14	*75.2*		µg/L	100		75.2	30-130			
Blank (B234539-BLK2)				Prepared: 07/01/19 Analyzed: 07/03/19						
Acenaphthene	ND	5.0	µg/L							
Acenaphthylene	ND	5.0	µg/L							
Aniline	ND	5.0	µg/L							
Anthracene	ND	5.0	µg/L							
Benzo(a)anthracene	ND	5.0	µg/L							
Benzo(a)pyrene	ND	5.0	µg/L							
Benzo(b)fluoranthene	ND	5.0	µg/L							
Benzo(g,h,i)perylene	ND	5.0	µg/L							
Benzo(k)fluoranthene	ND	5.0	µg/L							
Bis(2-chloroethoxy)methane	ND	10	µg/L							
Bis(2-chloroethyl)ether	ND	10	µg/L							
Bis(2-chloroisopropyl)ether	ND	10	µg/L							
Bis(2-Ethylhexyl)phthalate	ND	10	µg/L							
4-Bromophenylphenylether	ND	10	µg/L							
Butylbenzylphthalate	ND	10	µg/L							
Carbazole	ND	10	µg/L							
4-Chloroaniline	ND	10	µg/L							V-34
4-Chloro-3-methylphenol	ND	10	µg/L							
2-Chloronaphthalene	ND	10	µg/L							

con-test® ANALYTICAL LABORATORY
39 Spruce Street * East Longmeadow, MA 01028 * FAX 413/525-6405 * TEL. 413/525-2332

QUALITY CONTROL

Semivolatile Organic Compounds by GC/MS - Quality Control

Analyte	Result	Reporting Limit	Units	Spike Level	Source Result	%REC	%REC Limits	RPD	RPD Limit	Notes
Batch B234539 - SW-846 3510C										
Blank (B234539-BLK2)				Prepared: 07/01/19 Analyzed: 07/03/19						
2-Chlorophenol	ND	10	µg/L							
4-Chlorophenylphenylether	ND	10	µg/L							
Chrysene	ND	5.0	µg/L							
Dibenz(a,h)anthracene	ND	5.0	µg/L							
Dibenzofuran	ND	5.0	µg/L							
Di-n-butylphthalate	ND	10	µg/L							
3,3-Dichlorobenzidine	ND	10	µg/L							V-34
2,4-Dichlorophenol	ND	10	µg/L							
Diethylphthalate	ND	10	µg/L							
2,4-Dimethylphenol	ND	10	µg/L							
Dimethylphthalate	ND	10	µg/L							
4,6-Dinitro-2-methylphenol	ND	10	µg/L							
2,4-Dinitrophenol	ND	10	µg/L							V-34
2,4-Dinitrotoluene	ND	10	µg/L							
2,6-Dinitrotoluene	ND	10	µg/L							
Di-n-octylphthalate	ND	10	µg/L							
Fluoranthene	ND	5.0	µg/L							
Fluorene	ND	5.0	µg/L							
Hexachlorobenzene	ND	10	µg/L							
Hexachlorobutadiene	ND	10	µg/L							
Hexachlorocyclopentadiene	ND	10	µg/L							
Hexachloroethane	ND	10	µg/L							
Indeno(1,2,3-cd)pyrene	ND	5.0	µg/L							
Isophorone	ND	10	µg/L							
2-Methylnaphthalene	ND	5.0	µg/L							
2-Methylphenol	ND	10	µg/L							
3/4-Methylphenol	ND	10	µg/L							
Naphthalene	ND	5.0	µg/L							
2-Nitroaniline	ND	10	µg/L							
3-Nitroaniline	ND	10	µg/L							V-34
4-Nitroaniline	ND	10	µg/L							
Nitrobenzene	ND	10	µg/L							
2-Nitrophenol	ND	10	µg/L							
4-Nitrophenol	ND	10	µg/L							V-34
N-Nitrosodiphenylamine/Diphenylamine	ND	10	µg/L							
N-Nitrosodi-n-propylamine	ND	10	µg/L							
Pentachloronitrobenzene	ND	10	µg/L							V-16
Pentachlorophenol	ND	10	µg/L							
Phenanthrene	ND	5.0	µg/L							
Phenol	ND	10	µg/L							
Pyrene	ND	5.0	µg/L							
Pyridine	ND	5.0	µg/L							V-34
1,2,4,5-Tetrachlorobenzene	ND	10	µg/L							
1,2,4-Trichlorobenzene	ND	5.0	µg/L							
2,4,5-Trichlorophenol	ND	10	µg/L							
2,4,6-Trichlorophenol	ND	10	µg/L							
Surrogate: 2-Fluorophenol	*86.0*		µg/L	200		43.0	15-110			
Surrogate: Phenol-d6	*59.3*		µg/L	200		29.6	15-110			
Surrogate: Nitrobenzene-d5	*76.2*		µg/L	100		76.2	30-130			
Surrogate: 2-Fluorobiphenyl	*73.6*		µg/L	100		73.6	30-130			
Surrogate: 2,4,6-Tribromophenol	*170*		µg/L	200		85.0	15-110			
Surrogate: p-Terphenyl-d14	*75.2*		µg/L	100		75.2	30-130			

con-test® ANALYTICAL LABORATORY
39 Spruce Street * East Longmeadow, MA 01028 * FAX 413/525-6405 * TEL. 413/525-2332

QUALITY CONTROL

Semivolatile Organic Compounds by GC/MS - Quality Control

Analyte	Result	Reporting Limit	Units	Spike Level	Source Result	%REC	%REC Limits	RPD	RPD Limit	Notes
Batch B234539 - SW-846 3510C										
LCS (B234539-BS1)				Prepared: 07/01/19 Analyzed: 07/03/19						
Acenaphthene	41.9	5.0	µg/L	50.0		83.7	40-140			
Acenaphthylene	41.4	5.0	µg/L	50.0		82.7	40-140			
Aniline	37.0	5.0	µg/L	50.0		74.0	40-140			†
Anthracene	42.0	5.0	µg/L	50.0		84.0	40-140			
Benzo(a)anthracene	40.3	5.0	µg/L	50.0		80.6	40-140			
Benzo(a)pyrene	43.4	5.0	µg/L	50.0		86.7	40-140			
Benzo(b)fluoranthene	40.2	5.0	µg/L	50.0		80.5	40-140			
Benzo(g,h,i)perylene	42.1	5.0	µg/L	50.0		84.1	40-140			
Benzo(k)fluoranthene	41.8	5.0	µg/L	50.0		83.6	40-140			
Bis(2-chloroethoxy)methane	43.0	10	µg/L	50.0		86.0	40-140			
Bis(2-chloroethyl)ether	39.2	10	µg/L	50.0		78.3	40-140			
Bis(2-chloroisopropyl)ether	40.0	10	µg/L	50.0		80.0	40-140			
Bis(2-Ethylhexyl)phthalate	37.4	10	µg/L	50.0		74.7	40-140			
4-Bromophenylphenylether	39.5	10	µg/L	50.0		79.1	40-140			
Butylbenzylphthalate	38.0	10	µg/L	50.0		76.0	40-140			
Carbazole	42.8	10	µg/L	50.0		85.6	40-140			
4-Chloroaniline	35.5	10	µg/L	50.0		71.1	40-140			†
4-Chloro-3-methylphenol	42.3	10	µg/L	50.0		84.6	30-130			
2-Chloronaphthalene	38.4	10	µg/L	50.0		76.8	40-140			
2-Chlorophenol	39.0	10	µg/L	50.0		78.0	30-130			
4-Chlorophenylphenylether	42.0	10	µg/L	50.0		84.1	40-140			
Chrysene	40.5	5.0	µg/L	50.0		81.0	40-140			
Dibenz(a,h)anthracene	41.9	5.0	µg/L	50.0		83.7	40-140			
Dibenzofuran	42.8	5.0	µg/L	50.0		85.6	40-140			
Di-n-butylphthalate	38.4	10	µg/L	50.0		76.9	40-140			
3,3-Dichlorobenzidine	42.7	10	µg/L	50.0		85.4	40-140			†
2,4-Dichlorophenol	42.3	10	µg/L	50.0		84.7	30-130			
Diethylphthalate	41.4	10	µg/L	50.0		82.8	40-140			
2,4-Dimethylphenol	37.9	10	µg/L	50.0		75.7	30-130			
Dimethylphthalate	41.1	10	µg/L	50.0		82.1	40-140			
4,6-Dinitro-2-methylphenol	48.2	10	µg/L	50.0		96.4	30-130			
2,4-Dinitrophenol	56.6	10	µg/L	50.0		113	30-130			
2,4-Dinitrotoluene	50.1	10	µg/L	50.0		100	40-140			
2,6-Dinitrotoluene	48.6	10	µg/L	50.0		97.1	40-140			
Di-n-octylphthalate	37.3	10	µg/L	50.0		74.5	40-140			
Fluoranthene	44.9	5.0	µg/L	50.0		89.7	40-140			
Fluorene	43.7	5.0	µg/L	50.0		87.3	40-140			
Hexachlorobenzene	40.7	10	µg/L	50.0		81.5	40-140			
Hexachlorobutadiene	38.2	10	µg/L	50.0		76.5	40-140			
Hexachlorocyclopentadiene	36.2	10	µg/L	50.0		72.4	30-140			
Hexachloroethane	36.3	10	µg/L	50.0		72.6	40-140			
Indeno(1,2,3-cd)pyrene	45.0	5.0	µg/L	50.0		90.0	40-140			
Isophorone	41.7	10	µg/L	50.0		83.3	40-140			
2-Methylnaphthalene	44.2	5.0	µg/L	50.0		88.4	40-140			
2-Methylphenol	32.9	10	µg/L	50.0		65.8	30-130			
3/4-Methylphenol	34.8	10	µg/L	50.0		69.6	30-130			
Naphthalene	40.6	5.0	µg/L	50.0		81.2	40-140			
2-Nitroaniline	44.1	10	µg/L	50.0		88.2	40-140			
3-Nitroaniline	44.6	10	µg/L	50.0		89.2	40-140			†
4-Nitroaniline	54.0	10	µg/L	50.0		108	40-140			
Nitrobenzene	40.8	10	µg/L	50.0		81.5	40-140			
2-Nitrophenol	45.4	10	µg/L	50.0		90.8	30-130			

con-test® ANALYTICAL LABORATORY
39 Spruce Street * East Longmeadow, MA 01028 * FAX 413/525-6405 * TEL. 413/525-2332

QUALITY CONTROL

Semivolatile Organic Compounds by GC/MS - Quality Control

Analyte	Result	Reporting Limit	Units	Spike Level	Source Result	%REC	%REC Limits	RPD	RPD Limit	Notes	
Batch B234539 - SW-846 3510C											
LCS (B234539-BS1)				Prepared: 07/01/19 Analyzed: 07/03/19							
4-Nitrophenol	26.2	10	µg/L	50.0		52.4	10-130				
N-Nitrosodiphenylamine/Diphenylamine	40.4	10	µg/L	50.0		80.8	40-140				
N-Nitrosodi-n-propylamine	40.2	10	µg/L	50.0		80.4	40-140				
Pentachloronitrobenzene	43.3	10	µg/L	50.0		86.7	40-140				
Pentachlorophenol	42.3	10	µg/L	50.0		84.6	30-130				
Phenanthrene	42.2	5.0	µg/L	50.0		84.4	40-140				
Phenol	19.2	10	µg/L	50.0		38.3	20-130				
Pyrene	39.2	5.0	µg/L	50.0		78.5	40-140				
Pyridine	18.0	5.0	µg/L	50.0		36.1	10-140				†
1,2,4,5-Tetrachlorobenzene	39.2	10	µg/L	50.0		78.3	40-140				
1,2,4-Trichlorobenzene	39.3	5.0	µg/L	50.0		78.6	40-140				
2,4,5-Trichlorophenol	42.4	10	µg/L	50.0		84.8	30-130				
2,4,6-Trichlorophenol	43.3	10	µg/L	50.0		86.5	30-130				
Surrogate: 2-Fluorophenol	*104*		µg/L	200		51.8	15-110				
Surrogate: Phenol-d6	*75.5*		µg/L	200		37.8	15-110				
Surrogate: Nitrobenzene-d5	*88.2*		µg/L	100		88.2	30-130				
Surrogate: 2-Fluorobiphenyl	*86.3*		µg/L	100		86.3	30-130				
Surrogate: 2,4,6-Tribromophenol	*195*		µg/L	200		97.4	15-110				
Surrogate: p-Terphenyl-d14	*84.3*		µg/L	100		84.3	30-130				
LCS (B234539-BS2)				Prepared: 07/01/19 Analyzed: 07/03/19							
Acenaphthene	41.9	5.0	µg/L	50.0		83.7	40-140				
Acenaphthylene	41.4	5.0	µg/L	50.0		82.7	40-140				
Aniline	37.0	5.0	µg/L	50.0		74.0	40-140				†
Anthracene	42.0	5.0	µg/L	50.0		84.0	40-140				
Benzo(a)anthracene	40.3	5.0	µg/L	50.0		80.6	40-140				
Benzo(a)pyrene	43.4	5.0	µg/L	50.0		86.7	40-140				
Benzo(b)fluoranthene	40.2	5.0	µg/L	50.0		80.5	40-140				
Benzo(g,h,i)perylene	42.1	5.0	µg/L	50.0		84.1	40-140				
Benzo(k)fluoranthene	41.8	5.0	µg/L	50.0		83.6	40-140				
Bis(2-chloroethoxy)methane	43.0	10	µg/L	50.0		86.0	40-140				
Bis(2-chloroethyl)ether	39.2	10	µg/L	50.0		78.3	40-140				
Bis(2-chloroisopropyl)ether	40.0	10	µg/L	50.0		80.0	40-140				
Bis(2-Ethylhexyl)phthalate	37.4	10	µg/L	50.0		74.7	40-140				
4-Bromophenylphenylether	39.5	10	µg/L	50.0		79.1	40-140				
Butylbenzylphthalate	38.0	10	µg/L	50.0		76.0	40-140				
Carbazole	42.8	10	µg/L	50.0		85.6	40-140				
4-Chloroaniline	35.5	10	µg/L	50.0		71.1	40-140			V-34	†
4-Chloro-3-methylphenol	42.3	10	µg/L	50.0		84.6	30-130				
2-Chloronaphthalene	38.4	10	µg/L	50.0		76.8	40-140				
2-Chlorophenol	39.0	10	µg/L	50.0		78.0	30-130				
4-Chlorophenylphenylether	42.0	10	µg/L	50.0		84.1	40-140				
Chrysene	40.5	5.0	µg/L	50.0		81.0	40-140				
Dibenz(a,h)anthracene	41.9	5.0	µg/L	50.0		83.7	40-140				
Dibenzofuran	42.8	5.0	µg/L	50.0		85.6	40-140				
Di-n-butylphthalate	38.4	10	µg/L	50.0		76.9	40-140				
3,3-Dichlorobenzidine	42.7	10	µg/L	50.0		85.4	40-140			V-34	†
2,4-Dichlorophenol	42.3	10	µg/L	50.0		84.7	30-130				
Diethylphthalate	41.4	10	µg/L	50.0		82.8	40-140				
2,4-Dimethylphenol	37.9	10	µg/L	50.0		75.7	30-130				
Dimethylphthalate	41.1	10	µg/L	50.0		82.1	40-140				
4,6-Dinitro-2-methylphenol	48.2	10	µg/L	50.0		96.4	30-130				

con-test® ANALYTICAL LABORATORY
39 Spruce Street * East Longmeadow, MA 01028 * FAX 413/525-6405 * TEL. 413/525-2332

QUALITY CONTROL

Semivolatile Organic Compounds by GC/MS - Quality Control

Analyte	Result	Reporting Limit	Units	Spike Level	Source Result	%REC	%REC Limits	RPD	RPD Limit	Notes	
Batch B234539 - SW-846 3510C											
LCS (B234539-BS2)				Prepared: 07/01/19 Analyzed: 07/03/19							
2,4-Dinitrophenol	56.6	10	µg/L	50.0		113	30-130			V-34	
2,4-Dinitrotoluene	50.1	10	µg/L	50.0		100	40-140				
2,6-Dinitrotoluene	48.6	10	µg/L	50.0		97.1	40-140				
Di-n-octylphthalate	37.3	10	µg/L	50.0		74.5	40-140				
Fluoranthene	44.9	5.0	µg/L	50.0		89.7	40-140				
Fluorene	43.7	5.0	µg/L	50.0		87.3	40-140				
Hexachlorobenzene	40.7	10	µg/L	50.0		81.5	40-140				
Hexachlorobutadiene	38.2	10	µg/L	50.0		76.5	40-140				
Hexachlorocyclopentadiene	36.2	10	µg/L	50.0		72.4	30-140				
Hexachloroethane	36.3	10	µg/L	50.0		72.6	40-140				
Indeno(1,2,3-cd)pyrene	45.0	5.0	µg/L	50.0		90.0	40-140				
Isophorone	41.7	10	µg/L	50.0		83.3	40-140				
2-Methylnaphthalene	44.2	5.0	µg/L	50.0		88.4	40-140				
2-Methylphenol	32.9	10	µg/L	50.0		65.8	30-130				
3/4-Methylphenol	34.8	10	µg/L	50.0		69.6	30-130				
Naphthalene	40.6	5.0	µg/L	50.0		81.2	40-140				
2-Nitroaniline	44.1	10	µg/L	50.0		88.2	40-140				
3-Nitroaniline	44.6	10	µg/L	50.0		89.2	40-140			V-34	†
4-Nitroaniline	54.0	10	µg/L	50.0		108	40-140				
Nitrobenzene	40.8	10	µg/L	50.0		81.5	40-140				
2-Nitrophenol	45.4	10	µg/L	50.0		90.8	30-130				
4-Nitrophenol	26.2	10	µg/L	50.0		52.4	10-130			V-34	
N-Nitrosodiphenylamine/Diphenylamine	40.4	10	µg/L	50.0		80.8	40-140				
N-Nitrosodi-n-propylamine	40.2	10	µg/L	50.0		80.4	40-140				
Pentachloronitrobenzene	43.3	10	µg/L	50.0		86.7	40-140			V-16	
Pentachlorophenol	42.3	10	µg/L	50.0		84.6	30-130				
Phenanthrene	42.2	5.0	µg/L	50.0		84.4	40-140				
Phenol	19.2	10	µg/L	50.0		38.3	20-130				
Pyrene	39.2	5.0	µg/L	50.0		78.5	40-140				
Pyridine	18.0	5.0	µg/L	50.0		36.1	10-140			V-34	†
1,2,4,5-Tetrachlorobenzene	39.2	10	µg/L	50.0		78.3	40-140				
1,2,4-Trichlorobenzene	39.3	5.0	µg/L	50.0		78.6	40-140				
2,4,5-Trichlorophenol	42.4	10	µg/L	50.0		84.8	30-130				
2,4,6-Trichlorophenol	43.3	10	µg/L	50.0		86.5	30-130				
Surrogate: 2-Fluorophenol	*104*		µg/L	200		51.8	15-110				
Surrogate: Phenol-d6	*75.5*		µg/L	200		37.8	15-110				
Surrogate: Nitrobenzene-d5	*88.2*		µg/L	100		88.2	30-130				
Surrogate: 2-Fluorobiphenyl	*86.3*		µg/L	100		86.3	30-130				
Surrogate: 2,4,6-Tribromophenol	*195*		µg/L	200		97.4	15-110				
Surrogate: p-Terphenyl-d14	*84.3*		µg/L	100		84.3	30-130				
LCS Dup (B234539-BSD1)				Prepared: 07/01/19 Analyzed: 07/03/19							
Acenaphthene	39.1	5.0	µg/L	50.0		78.1	40-140	6.94	20		
Acenaphthylene	38.7	5.0	µg/L	50.0		77.3	40-140	6.72	20		
Aniline	34.5	5.0	µg/L	50.0		68.9	40-140	7.16	50		† ‡
Anthracene	40.1	5.0	µg/L	50.0		80.2	40-140	4.61	20		
Benzo(a)anthracene	39.0	5.0	µg/L	50.0		78.1	40-140	3.15	20		
Benzo(a)pyrene	41.5	5.0	µg/L	50.0		82.9	40-140	4.46	20		
Benzo(b)fluoranthene	39.2	5.0	µg/L	50.0		78.4	40-140	2.57	20		
Benzo(g,h,i)perylene	40.9	5.0	µg/L	50.0		81.8	40-140	2.85	20		
Benzo(k)fluoranthene	40.2	5.0	µg/L	50.0		80.5	40-140	3.78	20		
Bis(2-chloroethoxy)methane	40.1	10	µg/L	50.0		80.2	40-140	6.96	20		

con-test® ANALYTICAL LABORATORY
39 Spruce Street * East Longmeadow, MA 01028 * FAX 413/525-6405 * TEL. 413/525-2332

QUALITY CONTROL

Semivolatile Organic Compounds by GC/MS - Quality Control

Analyte	Result	Reporting Limit	Units	Spike Level	Source Result	%REC	%REC Limits	RPD	RPD Limit	Notes
Batch B234539 - SW-846 3510C										
LCS Dup (B234539-BSD1)				Prepared: 07/01/19 Analyzed: 07/03/19						
Bis(2-chloroethyl)ether	34.5	10	µg/L	50.0		69.1	40-140	12.5	20	
Bis(2-chloroisopropyl)ether	35.5	10	µg/L	50.0		71.0	40-140	11.9	20	
Bis(2-Ethylhexyl)phthalate	36.6	10	µg/L	50.0		73.1	40-140	2.11	20	
4-Bromophenylphenylether	37.6	10	µg/L	50.0		75.1	40-140	5.11	20	
Butylbenzylphthalate	36.9	10	µg/L	50.0		73.8	40-140	2.94	20	
Carbazole	40.8	10	µg/L	50.0		81.5	40-140	4.93	20	
4-Chloroaniline	35.5	10	µg/L	50.0		71.0	40-140	0.0563	20	†
4-Chloro-3-methylphenol	39.6	10	µg/L	50.0		79.3	30-130	6.47	20	
2-Chloronaphthalene	33.6	10	µg/L	50.0		67.2	40-140	13.3	20	
2-Chlorophenol	34.4	10	µg/L	50.0		68.8	30-130	12.6	20	
4-Chlorophenylphenylether	40.6	10	µg/L	50.0		81.3	40-140	3.39	20	
Chrysene	38.9	5.0	µg/L	50.0		77.7	40-140	4.16	20	
Dibenz(a,h)anthracene	40.7	5.0	µg/L	50.0		81.5	40-140	2.74	20	
Dibenzofuran	40.3	5.0	µg/L	50.0		80.5	40-140	6.12	20	
Di-n-butylphthalate	37.5	10	µg/L	50.0		75.0	40-140	2.47	20	
3,3-Dichlorobenzidine	42.5	10	µg/L	50.0		85.1	40-140	0.399	20	† ‡
2,4-Dichlorophenol	38.9	10	µg/L	50.0		77.9	30-130	8.34	20	
Diethylphthalate	40.3	10	µg/L	50.0		80.6	40-140	2.77	20	
2,4-Dimethylphenol	33.8	10	µg/L	50.0		67.7	30-130	11.2	20	
Dimethylphthalate	39.6	10	µg/L	50.0		79.1	40-140	3.75	50	
4,6-Dinitro-2-methylphenol	47.0	10	µg/L	50.0		93.9	30-130	2.56	50	
2,4-Dinitrophenol	54.7	10	µg/L	50.0		109	30-130	3.54	50	
2,4-Dinitrotoluene	48.6	10	µg/L	50.0		97.1	40-140	3.04	20	
2,6-Dinitrotoluene	46.5	10	µg/L	50.0		92.9	40-140	4.38	20	
Di-n-octylphthalate	36.7	10	µg/L	50.0		73.3	40-140	1.62	20	
Fluoranthene	43.2	5.0	µg/L	50.0		86.4	40-140	3.82	20	
Fluorene	41.3	5.0	µg/L	50.0		82.6	40-140	5.51	20	
Hexachlorobenzene	38.8	10	µg/L	50.0		77.5	40-140	4.98	20	
Hexachlorobutadiene	35.8	10	µg/L	50.0		71.5	40-140	6.68	20	
Hexachlorocyclopentadiene	34.4	10	µg/L	50.0		68.9	30-140	4.96	50	
Hexachloroethane	32.9	10	µg/L	50.0		65.8	40-140	9.80	50	
Indeno(1,2,3-cd)pyrene	43.4	5.0	µg/L	50.0		86.9	40-140	3.48	50	
Isophorone	39.2	10	µg/L	50.0		78.4	40-140	6.08	20	
2-Methylnaphthalene	41.0	5.0	µg/L	50.0		82.1	40-140	7.37	20	
2-Methylphenol	28.7	10	µg/L	50.0		57.4	30-130	13.7	20	
3/4-Methylphenol	30.8	10	µg/L	50.0		61.5	30-130	12.3	20	
Naphthalene	36.9	5.0	µg/L	50.0		73.8	40-140	9.53	20	
2-Nitroaniline	40.8	10	µg/L	50.0		81.6	40-140	7.84	20	
3-Nitroaniline	43.5	10	µg/L	50.0		87.0	40-140	2.48	20	†
4-Nitroaniline	51.6	10	µg/L	50.0		103	40-140	4.57	20	
Nitrobenzene	36.2	10	µg/L	50.0		72.4	40-140	11.9	20	
2-Nitrophenol	42.0	10	µg/L	50.0		84.0	30-130	7.80	20	
4-Nitrophenol	24.4	10	µg/L	50.0		48.8	10-130	7.11	50	‡
N-Nitrosodiphenylamine/Diphenylamine	38.2	10	µg/L	50.0		76.3	40-140	5.73	20	
N-Nitrosodi-n-propylamine	36.4	10	µg/L	50.0		72.7	40-140	9.98	20	
Pentachloronitrobenzene	41.8	10	µg/L	50.0		83.6	40-140	3.67	20	
Pentachlorophenol	40.5	10	µg/L	50.0		81.0	30-130	4.37	50	
Phenanthrene	39.8	5.0	µg/L	50.0		79.6	40-140	5.83	20	
Phenol	16.4	10	µg/L	50.0		32.9	20-130	15.3	20	
Pyrene	38.1	5.0	µg/L	50.0		76.2	40-140	2.95	20	
Pyridine	15.8	5.0	µg/L	50.0		31.6	10-140	13.1	50	†
1,2,4,5-Tetrachlorobenzene	36.2	10	µg/L	50.0		72.3	40-140	7.99	20	

con-test® ANALYTICAL LABORATORY
39 Spruce Street * East Longmeadow, MA 01028 * FAX 413/525-6405 * TEL. 413/525-2332

QUALITY CONTROL

Semivolatile Organic Compounds by GC/MS - Quality Control

Analyte	Result	Reporting Limit	Units	Spike Level	Source Result	%REC	%REC Limits	RPD	RPD Limit	Notes	
Batch B234539 - SW-846 3510C											
LCS Dup (B234539-BSD1)				Prepared: 07/01/19 Analyzed: 07/03/19							
1,2,4-Trichlorobenzene	35.9	5.0	µg/L	50.0		71.7	40-140	9.10	20		
2,4,5-Trichlorophenol	40.3	10	µg/L	50.0		80.6	30-130	5.10	20		
2,4,6-Trichlorophenol	40.2	10	µg/L	50.0		80.4	30-130	7.28	50		
Surrogate: 2-Fluorophenol	*90.4*		µg/L	200		45.2	15-110				
Surrogate: Phenol-d6	*65.9*		µg/L	200		33.0	15-110				
Surrogate: Nitrobenzene-d5	*80.1*		µg/L	100		80.1	30-130				
Surrogate: 2-Fluorobiphenyl	*82.0*		µg/L	100		82.0	30-130				
Surrogate: 2,4,6-Tribromophenol	*194*		µg/L	200		96.9	15-110				
Surrogate: p-Terphenyl-d14	*84.5*		µg/L	100		84.5	30-130				
LCS Dup (B234539-BSD2)				Prepared: 07/01/19 Analyzed: 07/03/19							
Acenaphthene	39.1	5.0	µg/L	50.0		78.1	40-140	6.94	20		
Acenaphthylene	38.7	5.0	µg/L	50.0		77.3	40-140	6.72	20		
Aniline	34.5	5.0	µg/L	50.0		68.9	40-140	7.16	50		† ‡
Anthracene	40.1	5.0	µg/L	50.0		80.2	40-140	4.61	20		
Benzo(a)anthracene	39.0	5.0	µg/L	50.0		78.1	40-140	3.15	20		
Benzo(a)pyrene	41.5	5.0	µg/L	50.0		82.9	40-140	4.46	20		
Benzo(b)fluoranthene	39.2	5.0	µg/L	50.0		78.4	40-140	2.57	20		
Benzo(g,h,i)perylene	40.9	5.0	µg/L	50.0		81.8	40-140	2.85	20		
Benzo(k)fluoranthene	40.2	5.0	µg/L	50.0		80.5	40-140	3.78	20		
Bis(2-chloroethoxy)methane	40.1	10	µg/L	50.0		80.2	40-140	6.96	20		
Bis(2-chloroethyl)ether	34.5	10	µg/L	50.0		69.1	40-140	12.5	20		
Bis(2-chloroisopropyl)ether	35.5	10	µg/L	50.0		71.0	40-140	11.9	20		
Bis(2-Ethylhexyl)phthalate	36.6	10	µg/L	50.0		73.1	40-140	2.11	20		
4-Bromophenylphenylether	37.6	10	µg/L	50.0		75.1	40-140	5.11	20		
Butylbenzylphthalate	36.9	10	µg/L	50.0		73.8	40-140	2.94	20		
Carbazole	40.8	10	µg/L	50.0		81.5	40-140	4.93	20		
4-Chloroaniline	35.5	10	µg/L	50.0		71.0	40-140	0.0563	20	V-34	†
4-Chloro-3-methylphenol	39.6	10	µg/L	50.0		79.3	30-130	6.47	20		
2-Chloronaphthalene	33.6	10	µg/L	50.0		67.2	40-140	13.3	20		
2-Chlorophenol	34.4	10	µg/L	50.0		68.8	30-130	12.6	20		
4-Chlorophenylphenylether	40.6	10	µg/L	50.0		81.3	40-140	3.39	20		
Chrysene	38.9	5.0	µg/L	50.0		77.7	40-140	4.16	20		
Dibenz(a,h)anthracene	40.7	5.0	µg/L	50.0		81.5	40-140	2.74	20		
Dibenzofuran	40.3	5.0	µg/L	50.0		80.5	40-140	6.12	20		
Di-n-butylphthalate	37.5	10	µg/L	50.0		75.0	40-140	2.47	20		
3,3-Dichlorobenzidine	42.5	10	µg/L	50.0		85.1	40-140	0.399	20	V-34	† ‡
2,4-Dichlorophenol	38.9	10	µg/L	50.0		77.9	30-130	8.34	20		
Diethylphthalate	40.3	10	µg/L	50.0		80.6	40-140	2.77	20		
2,4-Dimethylphenol	33.8	10	µg/L	50.0		67.7	30-130	11.2	20		
Dimethylphthalate	39.6	10	µg/L	50.0		79.1	40-140	3.75	50		
4,6-Dinitro-2-methylphenol	47.0	10	µg/L	50.0		93.9	30-130	2.56	50		
2,4-Dinitrophenol	54.7	10	µg/L	50.0		109	30-130	3.54	50	V-34	
2,4-Dinitrotoluene	48.6	10	µg/L	50.0		97.1	40-140	3.04	20		
2,6-Dinitrotoluene	46.5	10	µg/L	50.0		92.9	40-140	4.38	20		
Di-n-octylphthalate	36.7	10	µg/L	50.0		73.3	40-140	1.62	20		
Fluoranthene	43.2	5.0	µg/L	50.0		86.4	40-140	3.82	20		
Fluorene	41.3	5.0	µg/L	50.0		82.6	40-140	5.51	20		
Hexachlorobenzene	38.8	10	µg/L	50.0		77.5	40-140	4.98	20		
Hexachlorobutadiene	35.8	10	µg/L	50.0		71.5	40-140	6.68	20		
Hexachlorocyclopentadiene	34.4	10	µg/L	50.0		68.9	30-140	4.96	50		
Hexachloroethane	32.9	10	µg/L	50.0		65.8	40-140	9.80	50		

con-test® ANALYTICAL LABORATORY
39 Spruce Street * East Longmeadow, MA 01028 * FAX 413/525-6405 * TEL. 413/525-2332

QUALITY CONTROL

Semivolatile Organic Compounds by GC/MS - Quality Control

Analyte	Result	Reporting Limit	Units	Spike Level	Source Result	%REC	%REC Limits	RPD	RPD Limit	Notes	
Batch B234539 - SW-846 3510C											
LCS Dup (B234539-BSD2)				Prepared: 07/01/19 Analyzed: 07/03/19							
Indeno(1,2,3-cd)pyrene	43.4	5.0	µg/L	50.0		86.9	40-140	3.48	50		
Isophorone	39.2	10	µg/L	50.0		78.4	40-140	6.08	20		
2-Methylnaphthalene	41.0	5.0	µg/L	50.0		82.1	40-140	7.37	20		
2-Methylphenol	28.7	10	µg/L	50.0		57.4	30-130	13.7	20		
3/4-Methylphenol	30.8	10	µg/L	50.0		61.5	30-130	12.3	20		
Naphthalene	36.9	5.0	µg/L	50.0		73.8	40-140	9.53	20		
2-Nitroaniline	40.8	10	µg/L	50.0		81.6	40-140	7.84	20		
3-Nitroaniline	43.5	10	µg/L	50.0		87.0	40-140	2.48	20	V-34	†
4-Nitroaniline	51.6	10	µg/L	50.0		103	40-140	4.57	20		
Nitrobenzene	36.2	10	µg/L	50.0		72.4	40-140	11.9	20		
2-Nitrophenol	42.0	10	µg/L	50.0		84.0	30-130	7.80	20		
4-Nitrophenol	24.4	10	µg/L	50.0		48.8	10-130	7.11	50	V-34	‡
N-Nitrosodiphenylamine/Diphenylamine	38.2	10	µg/L	50.0		76.3	40-140	5.73	20		
N-Nitrosodi-n-propylamine	36.4	10	µg/L	50.0		72.7	40-140	9.98	20		
Pentachloronitrobenzene	41.8	10	µg/L	50.0		83.6	40-140	3.67	20	V-16	
Pentachlorophenol	40.5	10	µg/L	50.0		81.0	30-130	4.37	50		
Phenanthrene	39.8	5.0	µg/L	50.0		79.6	40-140	5.83	20		
Phenol	16.4	10	µg/L	50.0		32.9	20-130	15.3	20		
Pyrene	38.1	5.0	µg/L	50.0		76.2	40-140	2.95	20		
Pyridine	15.8	5.0	µg/L	50.0		31.6	10-140	13.1	50	V-34	†
1,2,4,5-Tetrachlorobenzene	36.2	10	µg/L	50.0		72.3	40-140	7.99	20		
1,2,4-Trichlorobenzene	35.9	5.0	µg/L	50.0		71.7	40-140	9.10	20		
2,4,5-Trichlorophenol	40.3	10	µg/L	50.0		80.6	30-130	5.10	20		
2,4,6-Trichlorophenol	40.2	10	µg/L	50.0		80.4	30-130	7.28	50		
Surrogate: 2-Fluorophenol	*90.4*		µg/L	200		45.2	15-110				
Surrogate: Phenol-d6	*65.9*		µg/L	200		33.0	15-110				
Surrogate: Nitrobenzene-d5	*80.1*		µg/L	100		80.1	30-130				
Surrogate: 2-Fluorobiphenyl	*82.0*		µg/L	100		82.0	30-130				
Surrogate: 2,4,6-Tribromophenol	*194*		µg/L	200		96.9	15-110				
Surrogate: p-Terphenyl-d14	*84.5*		µg/L	100		84.5	30-130				
Batch B234644 - SW-846 3510C											
Blank (B234644-BLK1)				Prepared: 07/01/19 Analyzed: 07/02/19							
Acenaphthene (SIM)	ND	0.30	µg/L								
Acenaphthylene (SIM)	ND	0.20	µg/L								
Anthracene (SIM)	ND	0.20	µg/L								
Benzo(a)anthracene (SIM)	ND	0.050	µg/L								
Benzo(a)pyrene (SIM)	ND	0.10	µg/L								
Benzo(b)fluoranthene (SIM)	ND	0.050	µg/L								
Benzo(g,h,i)perylene (SIM)	ND	0.50	µg/L								
Benzo(k)fluoranthene (SIM)	ND	0.20	µg/L								
Chrysene (SIM)	ND	0.20	µg/L								
Dibenz(a,h)anthracene (SIM)	ND	0.10	µg/L								
Fluoranthene (SIM)	ND	0.50	µg/L								
Fluorene (SIM)	ND	1.0	µg/L								
Indeno(1,2,3-cd)pyrene (SIM)	ND	0.10	µg/L								
2-Methylnaphthalene (SIM)	ND	1.0	µg/L								
Naphthalene (SIM)	ND	1.0	µg/L								
Phenanthrene (SIM)	ND	0.050	µg/L								
Pyrene (SIM)	ND	1.0	µg/L								
Surrogate: Nitrobenzene-d5	*64.9*		µg/L	100		64.9	30-130				

con-test® ANALYTICAL LABORATORY
39 Spruce Street * East Longmeadow, MA 01028 * FAX 413/525-6405 * TEL. 413/525-2332

QUALITY CONTROL

Semivolatile Organic Compounds by GC/MS - Quality Control

Analyte	Result	Reporting Limit	Units	Spike Level	Source Result	%REC	%REC Limits	RPD	RPD Limit	Notes
Batch B234644 - SW-846 3510C										
Blank (B234644-BLK1)				Prepared: 07/01/19 Analyzed: 07/02/19						
Surrogate: Nitrobenzene-d5 (SIM)	*61.3*		µg/L	100		61.3	30-130			
Surrogate: 2-Fluorobiphenyl	*45.3*		µg/L	100		45.3	30-130			
Surrogate: 2-Fluorobiphenyl (SIM)	*39.4*		µg/L	100		39.4	30-130			
Surrogate: p-Terphenyl-d14	*55.3*		µg/L	100		55.3	30-130			
Surrogate: p-Terphenyl-d14 (SIM)	*45.4*		µg/L	100		45.4	30-130			
LCS (B234644-BS1)				Prepared: 07/01/19 Analyzed: 07/02/19						
Acenaphthene (SIM)	41.4	6.0	µg/L	50.0		82.8	40-140			
Acenaphthylene (SIM)	44.2	4.0	µg/L	50.0		88.4	40-140			
Anthracene (SIM)	46.1	4.0	µg/L	50.0		92.3	40-140			
Benzo(a)anthracene (SIM)	42.6	1.0	µg/L	50.0		85.2	40-140			
Benzo(a)pyrene (SIM)	49.0	2.0	µg/L	50.0		98.0	40-140			
Benzo(b)fluoranthene (SIM)	47.9	1.0	µg/L	50.0		95.8	40-140			
Benzo(g,h,i)perylene (SIM)	42.5	10	µg/L	50.0		84.9	40-140			
Benzo(k)fluoranthene (SIM)	47.1	4.0	µg/L	50.0		94.3	40-140			
Chrysene (SIM)	41.8	4.0	µg/L	50.0		83.6	40-140			
Dibenz(a,h)anthracene (SIM)	51.1	2.0	µg/L	50.0		102	40-140			
Fluoranthene (SIM)	42.4	10	µg/L	50.0		84.8	40-140			
Fluorene (SIM)	42.9	20	µg/L	50.0		85.7	40-140			
Indeno(1,2,3-cd)pyrene (SIM)	53.7	2.0	µg/L	50.0		107	40-140			
2-Methylnaphthalene (SIM)	40.8	20	µg/L	50.0		81.6	40-140			
Naphthalene (SIM)	37.8	20	µg/L	50.0		75.6	40-140			
Phenanthrene (SIM)	41.7	1.0	µg/L	50.0		83.4	40-140			
Pyrene (SIM)	40.7	20	µg/L	50.0		81.4	40-140			
Surrogate: Nitrobenzene-d5	*84.2*		µg/L	100		84.2	30-130			
Surrogate: Nitrobenzene-d5 (SIM)	*85.9*		µg/L	100		85.9	30-130			
Surrogate: 2-Fluorobiphenyl	*63.5*		µg/L	100		63.5	30-130			
Surrogate: 2-Fluorobiphenyl (SIM)	*66.3*		µg/L	100		66.3	30-130			
Surrogate: p-Terphenyl-d14	*61.1*		µg/L	100		61.1	30-130			
Surrogate: p-Terphenyl-d14 (SIM)	*70.9*		µg/L	100		70.9	30-130			
LCS Dup (B234644-BSD1)				Prepared: 07/01/19 Analyzed: 07/02/19						
Acenaphthene (SIM)	35.9	6.0	µg/L	50.0		71.7	40-140	14.3	20	
Acenaphthylene (SIM)	38.1	4.0	µg/L	50.0		76.2	40-140	14.8	20	
Anthracene (SIM)	40.4	4.0	µg/L	50.0		80.9	40-140	13.2	20	
Benzo(a)anthracene (SIM)	37.3	1.0	µg/L	50.0		74.6	40-140	13.2	20	
Benzo(a)pyrene (SIM)	42.6	2.0	µg/L	50.0		85.2	40-140	14.0	20	
Benzo(b)fluoranthene (SIM)	41.7	1.0	µg/L	50.0		83.3	40-140	14.0	20	
Benzo(g,h,i)perylene (SIM)	37.2	10	µg/L	50.0		74.4	40-140	13.2	20	
Benzo(k)fluoranthene (SIM)	41.5	4.0	µg/L	50.0		83.1	40-140	12.6	20	
Chrysene (SIM)	36.8	4.0	µg/L	50.0		73.6	40-140	12.7	20	
Dibenz(a,h)anthracene (SIM)	44.5	2.0	µg/L	50.0		89.1	40-140	13.7	20	
Fluoranthene (SIM)	37.0	10	µg/L	50.0		74.0	40-140	13.7	20	
Fluorene (SIM)	37.3	20	µg/L	50.0		74.5	40-140	14.0	20	
Indeno(1,2,3-cd)pyrene (SIM)	46.6	2.0	µg/L	50.0		93.2	40-140	14.2	20	‡
2-Methylnaphthalene (SIM)	34.9	20	µg/L	50.0		69.8	40-140	15.6	20	
Naphthalene (SIM)	32.2	20	µg/L	50.0		64.4	40-140	16.0	20	
Phenanthrene (SIM)	36.6	1.0	µg/L	50.0		73.2	40-140	13.1	20	
Pyrene (SIM)	35.6	20	µg/L	50.0		71.2	40-140	13.4	20	
Surrogate: Nitrobenzene-d5	*72.3*		µg/L	100		72.3	30-130			
Surrogate: Nitrobenzene-d5 (SIM)	*73.8*		µg/L	100		73.8	30-130			
Surrogate: 2-Fluorobiphenyl	*54.7*		µg/L	100		54.7	30-130			

con-test® ANALYTICAL LABORATORY
39 Spruce Street * East Longmeadow, MA 01028 * FAX 413/525-6405 * TEL. 413/525-2332

QUALITY CONTROL

Semivolatile Organic Compounds by GC/MS - Quality Control

Analyte	Result	Reporting Limit	Units	Spike Level	Source Result	%REC	%REC Limits	RPD	RPD Limit	Notes
Batch B234644 - SW-846 3510C										
LCS Dup (B234644-BSD1)				Prepared: 07/01/19 Analyzed: 07/02/19						
Surrogate: 2-Fluorobiphenyl (SIM)	*58.0*		µg/L	100		58.0	30-130			
Surrogate: p-Terphenyl-d14	*53.8*		µg/L	100		53.8	30-130			
Surrogate: p-Terphenyl-d14 (SIM)	*63.4*		µg/L	100		63.4	30-130			
Batch B234647 - SW-846 3510C										
Blank (B234647-BLK1)				Prepared: 06/28/19 Analyzed: 07/02/19						
Acenaphthene (SIM)	ND	0.30	µg/L							
Acenaphthylene (SIM)	ND	0.20	µg/L							
Anthracene (SIM)	ND	0.20	µg/L							
Benzo(a)anthracene (SIM)	ND	0.050	µg/L							
Benzo(a)pyrene (SIM)	ND	0.10	µg/L							
Benzo(b)fluoranthene (SIM)	ND	0.050	µg/L							
Benzo(g,h,i)perylene (SIM)	ND	0.50	µg/L							
Benzo(k)fluoranthene (SIM)	ND	0.20	µg/L							
Chrysene (SIM)	ND	0.20	µg/L							
Dibenz(a,h)anthracene (SIM)	ND	0.10	µg/L							
Fluoranthene (SIM)	ND	0.50	µg/L							
Fluorene (SIM)	ND	1.0	µg/L							
Indeno(1,2,3-cd)pyrene (SIM)	ND	0.10	µg/L							
2-Methylnaphthalene (SIM)	ND	1.0	µg/L							
Naphthalene (SIM)	ND	1.0	µg/L							
Phenanthrene (SIM)	ND	0.050	µg/L							
Pyrene (SIM)	ND	1.0	µg/L							
Surrogate: Nitrobenzene-d5	*79.3*		µg/L	100		79.3	30-130			
Surrogate: Nitrobenzene-d5 (SIM)	*72.7*		µg/L	100		72.7	30-130			
Surrogate: 2-Fluorobiphenyl	*54.9*		µg/L	100		54.9	30-130			
Surrogate: 2-Fluorobiphenyl (SIM)	*47.7*		µg/L	100		47.7	30-130			
Surrogate: p-Terphenyl-d14	*73.2*		µg/L	100		73.2	30-130			
Surrogate: p-Terphenyl-d14 (SIM)	*56.9*		µg/L	100		56.9	30-130			
LCS (B234647-BS1)				Prepared: 06/28/19 Analyzed: 07/02/19						
Acenaphthene (SIM)	32.3	6.0	µg/L	50.0		64.6	40-140			
Acenaphthylene (SIM)	34.2	4.0	µg/L	50.0		68.4	40-140			
Anthracene (SIM)	37.1	4.0	µg/L	50.0		74.2	40-140			
Benzo(a)anthracene (SIM)	34.1	1.0	µg/L	50.0		68.2	40-140			
Benzo(a)pyrene (SIM)	38.7	2.0	µg/L	50.0		77.4	40-140			
Benzo(b)fluoranthene (SIM)	38.2	1.0	µg/L	50.0		76.3	40-140			
Benzo(g,h,i)perylene (SIM)	32.6	10	µg/L	50.0		65.1	40-140			
Benzo(k)fluoranthene (SIM)	38.5	4.0	µg/L	50.0		76.9	40-140			
Chrysene (SIM)	34.1	4.0	µg/L	50.0		68.3	40-140			
Dibenz(a,h)anthracene (SIM)	40.4	2.0	µg/L	50.0		80.9	40-140			
Fluoranthene (SIM)	33.9	10	µg/L	50.0		67.8	40-140			
Fluorene (SIM)	33.6	20	µg/L	50.0		67.3	40-140			
Indeno(1,2,3-cd)pyrene (SIM)	41.8	2.0	µg/L	50.0		83.6	40-140			
2-Methylnaphthalene (SIM)	30.6	20	µg/L	50.0		61.3	40-140			
Naphthalene (SIM)	27.8	20	µg/L	50.0		55.6	40-140			
Phenanthrene (SIM)	33.8	1.0	µg/L	50.0		67.6	40-140			
Pyrene (SIM)	32.6	20	µg/L	50.0		65.2	40-140			
Surrogate: Nitrobenzene-d5	*61.4*		µg/L	100		61.4	30-130			
Surrogate: Nitrobenzene-d5 (SIM)	*61.7*		µg/L	100		61.7	30-130			
Surrogate: 2-Fluorobiphenyl	*48.9*		µg/L	100		48.9	30-130			

con-test® ANALYTICAL LABORATORY
39 Spruce Street * East Longmeadow, MA 01028 * FAX 413/525-6405 * TEL. 413/525-2332

QUALITY CONTROL

Semivolatile Organic Compounds by GC/MS - Quality Control

Analyte	Result	Reporting Limit	Units	Spike Level	Source Result	%REC	%REC Limits	RPD	RPD Limit	Notes
Batch B234647 - SW-846 3510C										
LCS (B234647-BS1)				Prepared: 06/28/19 Analyzed: 07/02/19						
Surrogate: 2-Fluorobiphenyl (SIM)	*51.6*		µg/L	100		51.6	30-130			
Surrogate: p-Terphenyl-d14	*48.8*		µg/L	100		48.8	30-130			
Surrogate: p-Terphenyl-d14 (SIM)	*57.9*		µg/L	100		57.9	30-130			
LCS Dup (B234647-BSD1)				Prepared: 06/28/19 Analyzed: 07/02/19						
Acenaphthene (SIM)	33.1	6.0	µg/L	50.0		66.2	40-140	2.51	20	
Acenaphthylene (SIM)	35.0	4.0	µg/L	50.0		70.1	40-140	2.37	20	
Anthracene (SIM)	37.8	4.0	µg/L	50.0		75.6	40-140	1.87	20	
Benzo(a)anthracene (SIM)	34.8	1.0	µg/L	50.0		69.6	40-140	1.97	20	
Benzo(a)pyrene (SIM)	39.7	2.0	µg/L	50.0		79.4	40-140	2.45	20	
Benzo(b)fluoranthene (SIM)	39.2	1.0	µg/L	50.0		78.5	40-140	2.79	20	
Benzo(g,h,i)perylene (SIM)	33.3	10	µg/L	50.0		66.5	40-140	2.13	20	
Benzo(k)fluoranthene (SIM)	39.9	4.0	µg/L	50.0		79.8	40-140	3.68	20	
Chrysene (SIM)	34.6	4.0	µg/L	50.0		69.3	40-140	1.45	20	
Dibenz(a,h)anthracene (SIM)	40.7	2.0	µg/L	50.0		81.5	40-140	0.739	20	
Fluoranthene (SIM)	34.6	10	µg/L	50.0		69.1	40-140	1.93	20	
Fluorene (SIM)	34.5	20	µg/L	50.0		69.1	40-140	2.64	20	
Indeno(1,2,3-cd)pyrene (SIM)	43.3	2.0	µg/L	50.0		86.6	40-140	3.48	20	‡
2-Methylnaphthalene (SIM)	32.0	20	µg/L	50.0		64.0	40-140	4.34	20	
Naphthalene (SIM)	29.5	20	µg/L	50.0		59.0	40-140	6.07	20	
Phenanthrene (SIM)	34.6	1.0	µg/L	50.0		69.1	40-140	2.22	20	
Pyrene (SIM)	33.3	20	µg/L	50.0		66.7	40-140	2.18	20	
Surrogate: Nitrobenzene-d5	*66.7*		µg/L	100		66.7	30-130			
Surrogate: Nitrobenzene-d5 (SIM)	*65.8*		µg/L	100		65.8	30-130			
Surrogate: 2-Fluorobiphenyl	*50.0*		µg/L	100		50.0	30-130			
Surrogate: 2-Fluorobiphenyl (SIM)	*53.0*		µg/L	100		53.0	30-130			
Surrogate: p-Terphenyl-d14	*50.1*		µg/L	100		50.1	30-130			
Surrogate: p-Terphenyl-d14 (SIM)	*59.1*		µg/L	100		59.1	30-130			

con-test® ANALYTICAL LABORATORY
39 Spruce Street * East Longmeadow, MA 01028 * FAX 413/525-6405 * TEL. 413/525-2332

QUALITY CONTROL

Polychlorinated Biphenyls By GC/ECD - Quality Control

Analyte	Result	Reporting Limit	Units	Spike Level	Source Result	%REC	%REC Limits	RPD	RPD Limit	Notes
Batch B234427 - SW-846 3510C										
Blank (B234427-BLK1)				Prepared: 06/28/19 Analyzed: 07/01/19						
Aroclor-1016	ND	0.20	µg/L							
Aroclor-1016 [2C]	ND	0.20	µg/L							
Aroclor-1221	ND	0.20	µg/L							
Aroclor-1221 [2C]	ND	0.20	µg/L							
Aroclor-1232	ND	0.20	µg/L							
Aroclor-1232 [2C]	ND	0.20	µg/L							
Aroclor-1242	ND	0.20	µg/L							
Aroclor-1242 [2C]	ND	0.20	µg/L							
Aroclor-1248	ND	0.20	µg/L							
Aroclor-1248 [2C]	ND	0.20	µg/L							
Aroclor-1254	ND	0.20	µg/L							
Aroclor-1254 [2C]	ND	0.20	µg/L							
Aroclor-1260	ND	0.20	µg/L							
Aroclor-1260 [2C]	ND	0.20	µg/L							
Aroclor-1262	ND	0.20	µg/L							
Aroclor-1262 [2C]	ND	0.20	µg/L							
Aroclor-1268	ND	0.20	µg/L							
Aroclor-1268 [2C]	ND	0.20	µg/L							
Surrogate: Decachlorobiphenyl	*1.67*		µg/L	2.00		83.6	30-150			
Surrogate: Decachlorobiphenyl [2C]	*1.88*		µg/L	2.00		93.8	30-150			
Surrogate: Tetrachloro-m-xylene	*1.48*		µg/L	2.00		74.2	30-150			
Surrogate: Tetrachloro-m-xylene [2C]	*1.63*		µg/L	2.00		81.3	30-150			
LCS (B234427-BS1)				Prepared: 06/28/19 Analyzed: 07/01/19						
Aroclor-1016	0.44	0.20	µg/L	0.500		87.3	40-140			
Aroclor-1016 [2C]	0.45	0.20	µg/L	0.500		90.1	40-140			
Aroclor-1260	0.41	0.20	µg/L	0.500		81.2	40-140			
Aroclor-1260 [2C]	0.45	0.20	µg/L	0.500		89.3	40-140			
Surrogate: Decachlorobiphenyl	*1.68*		µg/L	2.00		83.8	30-150			
Surrogate: Decachlorobiphenyl [2C]	*1.87*		µg/L	2.00		93.5	30-150			
Surrogate: Tetrachloro-m-xylene	*1.52*		µg/L	2.00		75.9	30-150			
Surrogate: Tetrachloro-m-xylene [2C]	*1.65*		µg/L	2.00		82.6	30-150			
LCS Dup (B234427-BSD1)				Prepared: 06/28/19 Analyzed: 07/01/19						
Aroclor-1016	0.46	0.20	µg/L	0.500		92.1	40-140	5.37	20	
Aroclor-1016 [2C]	0.49	0.20	µg/L	0.500		97.1	40-140	7.55	20	
Aroclor-1260	0.43	0.20	µg/L	0.500		86.6	40-140	6.48	20	
Aroclor-1260 [2C]	0.48	0.20	µg/L	0.500		95.3	40-140	6.56	20	
Surrogate: Decachlorobiphenyl	*1.81*		µg/L	2.00		90.3	30-150			
Surrogate: Decachlorobiphenyl [2C]	*2.01*		µg/L	2.00		100	30-150			
Surrogate: Tetrachloro-m-xylene	*1.62*		µg/L	2.00		81.1	30-150			
Surrogate: Tetrachloro-m-xylene [2C]	*1.77*		µg/L	2.00		88.3	30-150			

con-test® ANALYTICAL LABORATORY
39 Spruce Street * East Longmeadow, MA 01028 * FAX 413/525-6405 * TEL. 413/525-2332

QUALITY CONTROL

Polychlorinated Biphenyls By GC/ECD - Quality Control

Analyte	Result	Reporting Limit	Units	Spike Level	Source Result	%REC	%REC Limits	RPD	RPD Limit	Notes
Batch B234690 - SW-846 3510C										
Blank (B234690-BLK1)				Prepared: 07/02/19 Analyzed: 07/05/19						
Aroclor-1016	ND	0.20	µg/L							
Aroclor-1016 [2C]	ND	0.20	µg/L							
Aroclor-1221	ND	0.20	µg/L							
Aroclor-1221 [2C]	ND	0.20	µg/L							
Aroclor-1232	ND	0.20	µg/L							
Aroclor-1232 [2C]	ND	0.20	µg/L							
Aroclor-1242	ND	0.20	µg/L							
Aroclor-1242 [2C]	ND	0.20	µg/L							
Aroclor-1248	ND	0.20	µg/L							
Aroclor-1248 [2C]	ND	0.20	µg/L							
Aroclor-1254	ND	0.20	µg/L							
Aroclor-1254 [2C]	ND	0.20	µg/L							
Aroclor-1260	ND	0.20	µg/L							
Aroclor-1260 [2C]	ND	0.20	µg/L							
Aroclor-1262	ND	0.20	µg/L							
Aroclor-1262 [2C]	ND	0.20	µg/L							
Aroclor-1268	ND	0.20	µg/L							
Aroclor-1268 [2C]	ND	0.20	µg/L							
Surrogate: Decachlorobiphenyl	*1.92*		µg/L	2.00		95.9	30-150			
Surrogate: Decachlorobiphenyl [2C]	*2.07*		µg/L	2.00		103	30-150			
Surrogate: Tetrachloro-m-xylene	*1.94*		µg/L	2.00		96.8	30-150			
Surrogate: Tetrachloro-m-xylene [2C]	*2.02*		µg/L	2.00		101	30-150			
LCS (B234690-BS1)				Prepared: 07/02/19 Analyzed: 07/05/19						
Aroclor-1016	0.51	0.20	µg/L	0.500		103	40-140			
Aroclor-1016 [2C]	0.51	0.20	µg/L	0.500		101	40-140			
Aroclor-1260	0.49	0.20	µg/L	0.500		97.1	40-140			
Aroclor-1260 [2C]	0.50	0.20	µg/L	0.500		100	40-140			
Surrogate: Decachlorobiphenyl	*1.90*		µg/L	2.00		95.1	30-150			
Surrogate: Decachlorobiphenyl [2C]	*2.06*		µg/L	2.00		103	30-150			
Surrogate: Tetrachloro-m-xylene	*1.91*		µg/L	2.00		95.7	30-150			
Surrogate: Tetrachloro-m-xylene [2C]	*2.00*		µg/L	2.00		99.9	30-150			
LCS Dup (B234690-BSD1)				Prepared: 07/02/19 Analyzed: 07/05/19						
Aroclor-1016	0.52	0.20	µg/L	0.500		105	40-140	1.51	20	
Aroclor-1016 [2C]	0.51	0.20	µg/L	0.500		101	40-140	0.0632	20	
Aroclor-1260	0.48	0.20	µg/L	0.500		96.3	40-140	0.809	20	
Aroclor-1260 [2C]	0.49	0.20	µg/L	0.500		98.9	40-140	1.54	20	
Surrogate: Decachlorobiphenyl	*1.91*		µg/L	2.00		95.7	30-150			
Surrogate: Decachlorobiphenyl [2C]	*2.06*		µg/L	2.00		103	30-150			
Surrogate: Tetrachloro-m-xylene	*2.01*		µg/L	2.00		100	30-150			
Surrogate: Tetrachloro-m-xylene [2C]	*2.10*		µg/L	2.00		105	30-150			

con-test® ANALYTICAL LABORATORY
39 Spruce Street * East Longmeadow, MA 01028 * FAX 413/525-6405 * TEL. 413/525-2332

QUALITY CONTROL

Petroleum Hydrocarbons Analyses - Quality Control

Analyte	Result	Reporting Limit	Units	Spike Level	Source Result	%REC	%REC Limits	RPD	RPD Limit	Notes
Batch B234393 - SW-846 3510C										
Blank (B234393-BLK1)				Prepared: 06/28/19 Analyzed: 06/30/19						
CT ETPH	ND	0.15	mg/L							
Surrogate: 2-Fluorobiphenyl	*0.0642*		mg/L	0.100		64.2	50-150			
LCS (B234393-BS1)				Prepared: 06/28/19 Analyzed: 06/30/19						
CT ETPH	0.623	0.15	mg/L	1.00		62.3	60-120			
Surrogate: 2-Fluorobiphenyl	*0.0731*		mg/L	0.100		73.1	50-150			
LCS Dup (B234393-BSD1)				Prepared: 06/28/19 Analyzed: 06/30/19						
CT ETPH	0.618	0.15	mg/L	1.00		61.8	60-120	0.785	30	
Surrogate: 2-Fluorobiphenyl	*0.0716*		mg/L	0.100		71.6	50-150			
Batch B234552 - SW-846 3510C										
Blank (B234552-BLK1)				Prepared: 07/01/19 Analyzed: 07/02/19						
CT ETPH	ND	0.15	mg/L							
Surrogate: 2-Fluorobiphenyl	*88.9*		µg/mL	100		88.9	50-150			
LCS (B234552-BS1)				Prepared: 07/01/19 Analyzed: 07/02/19						
CT ETPH	0.717	0.15	mg/L	1.00		71.7	60-120			
Surrogate: 2-Fluorobiphenyl	*87.5*		µg/mL	100		87.5	50-150			
LCS Dup (B234552-BSD1)				Prepared: 07/01/19 Analyzed: 07/02/19						
CT ETPH	0.796	0.15	mg/L	1.00		79.6	60-120	10.4	30	
Surrogate: 2-Fluorobiphenyl	*90.2*		µg/mL	100		90.2	50-150			

con-test® ANALYTICAL LABORATORY
39 Spruce Street * East Longmeadow, MA 01028 * FAX 413/525-6405 * TEL. 413/525-2332

IDENTIFICATION SUMMARY FOR SINGLE COMPONENT ANALYTES

SW-846 8082A

LCS

Lab Sample ID: B234427-BS1 Date(s) Analyzed: 07/01/2019 07/01/2019

Instrument ID (1): Instrument ID (2):

GC Column (1): ID: (mm) GC Column (2): ID: (mm)

ANALYTE	COL	RT	RT WINDOW		CONCENTRATION	%RPD
			FROM	TO		
Aroclor-1016	1	0.000	0.000	0.000	0.44	
	2	0.000	0.000	0.000	0.45	2.3
Aroclor-1260	1	0.000	0.000	0.000	0.41	
	2	0.000	0.000	0.000	0.45	9.3

con-test® ANALYTICAL LABORATORY
39 Spruce Street * East Longmeadow, MA 01028 * FAX 413/525-6405 * TEL. 413/525-2332

IDENTIFICATION SUMMARY FOR SINGLE COMPONENT ANALYTES

SW-846 8082A

LCS Dup

Lab Sample ID: B234427-BSD1 Date(s) Analyzed: 07/01/2019 07/01/2019

Instrument ID (1): Instrument ID (2):

GC Column (1): ID: (mm) GC Column (2): ID: (mm)

ANALYTE	COL	RT	RT WINDOW		CONCENTRATION	%RPD
			FROM	TO		
Aroclor-1016	1	0.000	0.000	0.000	0.46	
	2	0.000	0.000	0.000	0.49	6.3
Aroclor-1260	1	0.000	0.000	0.000	0.43	
	2	0.000	0.000	0.000	0.48	11.0

con-test® ANALYTICAL LABORATORY
39 Spruce Street * East Longmeadow, MA 01028 * FAX 413/525-6405 * TEL. 413/525-2332

IDENTIFICATION SUMMARY FOR SINGLE COMPONENT ANALYTES

SW-846 8082A

LCS

Lab Sample ID: B234690-BS1 Date(s) Analyzed: 07/05/2019 07/05/2019

Instrument ID (1): ECD 9 Instrument ID (2): ECD 9

GC Column (1): ID: (mm) GC Column (2): ID: (mm)

ANALYTE	COL	RT	RT WINDOW		CONCENTRATION	%RPD
			FROM	TO		
Aroclor-1016	1	0.000	0.000	0.000	0.51	
	2	0.000	0.000	0.000	0.51	1.9
Aroclor-1260	1	0.000	0.000	0.000	0.49	
	2	0.000	0.000	0.000	0.50	2.0

con-test® ANALYTICAL LABORATORY
39 Spruce Street * East Longmeadow, MA 01028 * FAX 413/525-6405 * TEL. 413/525-2332

IDENTIFICATION SUMMARY FOR SINGLE COMPONENT ANALYTES

SW-846 8082A

LCS Dup

Lab Sample ID: B234690-BSD1 Date(s) Analyzed: 07/05/2019 07/05/2019

Instrument ID (1): ECD 9 Instrument ID (2): ECD 9

GC Column (1): ID: (mm) GC Column (2): ID: (mm)

ANALYTE	COL	RT	RT WINDOW		CONCENTRATION	%RPD
			FROM	TO		
Aroclor-1016	1	0.000	0.000	0.000	0.52	
	2	0.000	0.000	0.000	0.51	1.9
Aroclor-1260	1	0.000	0.000	0.000	0.48	
	2	0.000	0.000	0.000	0.49	2.1

con-test® ANALYTICAL LABORATORY
39 Spruce Street * East Longmeadow, MA 01028 * FAX 413/525-6405 * TEL. 413/525-2332

FLAG/QUALIFIER SUMMARY

*	QC result is outside of established limits.
†	Wide recovery limits established for difficult compound.
‡	Wide RPD limits established for difficult compound.
#	Data exceeded client recommended or regulatory level
ND	Not Detected
RL	Reporting Limit is at the level of quantitation (LOQ)
DL	Detection Limit is the lower limit of detection determined by the MDL study
MCL	Maximum Contaminant Level
	Percent recoveries and relative percent differences (RPDs) are determined by the software using values in the calculation which have not been rounded.
	No results have been blank subtracted unless specified in the case narrative section.
L-01	Laboratory fortified blank /laboratory control sample recovery outside of control limits. Data validation is not affected since all results are "not detected" for all samples in this batch for this compound and bias is on the high side.
L-03	Laboratory fortified blank/laboratory control sample recovery is outside of control limits. Reported value for this compound is likely to be biased on the low side.
R-05	Laboratory fortified blank duplicate RPD is outside of control limits. Reduced precision is anticipated for any reported value for this compound.
S-07	One associated surrogate standard recovery is outside of control limits but the other(s) is/are within limits. All recoveries are > 10%.
V-05	Continuing calibration verification (CCV) did not meet method specifications and was biased on the low side for this compound.
V-16	Response factor is less than method specified minimum acceptable value. Reduced precision and accuracy may be associated with reported result.
V-20	Continuing calibration verification (CCV) did not meet method specifications and was biased on the high side. Data validation is not affected since sample result was "not detected" for this compound.
V-34	Initial calibration verification (ICV) did not meet method specifications and was biased on the low side for this compound. Reported result is estimated.
V-36	Initial calibration verification (ICV) did not meet method specifications and was biased on the high side. Data validation is not affected since sample result was "not detected" for this compound.

39 Spruce Street * East Longmeadow, MA 01028 * FAX 413/525-6405 * TEL. 413/525-2332

CERTIFICATIONS

Certified Analyses included in this Report

Analyte	Certifications
CTDEP ETPH in Soil	
CT ETPH	CT
CTDEP ETPH in Water	
CT ETPH	CT
SW-846 8082A in Water	
Aroclor-1016	CT,NH,NY,NC,ME,VA,PA
Aroclor-1016 [2C]	CT,NH,NY,NC,ME,VA,PA
Aroclor-1221	CT,NH,NY,NC,ME,VA,PA
Aroclor-1221 [2C]	CT,NH,NY,NC,ME,VA,PA
Aroclor-1232	CT,NH,NY,NC,ME,VA,PA
Aroclor-1232 [2C]	CT,NH,NY,NC,ME,VA,PA
Aroclor-1242	CT,NH,NY,NC,ME,VA,PA
Aroclor-1242 [2C]	CT,NH,NY,NC,ME,VA,PA
Aroclor-1248	CT,NH,NY,NC,ME,VA,PA
Aroclor-1248 [2C]	CT,NH,NY,NC,ME,VA,PA
Aroclor-1254	CT,NH,NY,NC,ME,VA,PA
Aroclor-1254 [2C]	CT,NH,NY,NC,ME,VA,PA
Aroclor-1260	CT,NH,NY,NC,ME,VA,PA
Aroclor-1260 [2C]	CT,NH,NY,NC,ME,VA,PA
Aroclor-1262	NH,NY,NC,ME,VA,PA
Aroclor-1262 [2C]	NH,NY,NC,ME,VA,PA
Aroclor-1268	NH,NY,NC,ME,VA,PA
Aroclor-1268 [2C]	NH,NY,NC,ME,VA,PA
SW-846 8260C in Water	
Acetone	CT,NH,NY,ME
Acrylonitrile	CT,NY,ME
Benzene	CT,NH,NY,ME
Bromobenzene	NY
Bromodichloromethane	CT,NH,NY,ME
Bromoform	CT,NH,NY,ME
Bromomethane	CT,NH,NY,ME
2-Butanone (MEK)	CT,NH,NY,ME
n-Butylbenzene	NY,ME
sec-Butylbenzene	NY,ME
tert-Butylbenzene	NY,ME
Carbon Disulfide	CT,NH,NY,ME
Carbon Tetrachloride	CT,NH,NY,ME
Chlorobenzene	CT,NH,NY,ME
Chlorodibromomethane	CT,NH,NY,ME
Chloroethane	CT,NH,NY,ME
Chloroform	CT,NH,NY,ME
Chloromethane	CT,NH,NY,ME
2-Chlorotoluene	NY,ME
4-Chlorotoluene	NY,ME
1,2-Dibromo-3-chloropropane (DBCP)	NY
1,2-Dibromoethane (EDB)	NY
Dibromomethane	NH,NY,ME

con-test® ANALYTICAL LABORATORY
39 Spruce Street * East Longmeadow, MA 01028 * FAX 413/525-6405 * TEL. 413/525-2332

CERTIFICATIONS

Certified Analyses included in this Report

Analyte	Certifications
SW-846 8260C in Water	
1,2-Dichlorobenzene	CT,NY,ME
1,3-Dichlorobenzene	CT,NH,NY,ME
1,4-Dichlorobenzene	CT,NH,NY,ME
trans-1,4-Dichloro-2-butene	NH,NY,ME
Dichlorodifluoromethane (Freon 12)	NH,NY,ME
1,1-Dichloroethane	CT,NH,NY,ME
1,2-Dichloroethane	CT,NH,NY,ME
1,1-Dichloroethylene	CT,NH,NY,ME
cis-1,2-Dichloroethylene	NY,ME
trans-1,2-Dichloroethylene	CT,NH,NY,ME
1,2-Dichloropropane	CT,NH,NY,ME
1,3-Dichloropropane	NY,ME
2,2-Dichloropropane	NH,NY,ME
1,1-Dichloropropene	NH,NY,ME
cis-1,3-Dichloropropene	CT,NH,NY,ME
trans-1,3-Dichloropropene	CT,NH,NY,ME
Ethylbenzene	CT,NH,NY,ME
Hexachlorobutadiene	CT,NH,NY,ME
2-Hexanone (MBK)	CT,NH,NY,ME
Isopropylbenzene (Cumene)	NY,ME
p-Isopropyltoluene (p-Cymene)	CT,NH,NY,ME
Methyl tert-Butyl Ether (MTBE)	CT,NH,NY,ME
Methylene Chloride	CT,NH,NY,ME
4-Methyl-2-pentanone (MIBK)	CT,NH,NY,ME
Naphthalene	NH,NY,ME
n-Propylbenzene	CT,NH,NY,ME
Styrene	CT,NH,NY,ME
1,1,1,2-Tetrachloroethane	CT,NH,NY,ME
1,1,2,2-Tetrachloroethane	CT,NH,NY,ME
Tetrachloroethylene	CT,NH,NY,ME
Toluene	CT,NH,NY,ME
1,2,3-Trichlorobenzene	NH,NY,ME
1,2,4-Trichlorobenzene	CT,NH,NY,ME
1,1,1-Trichloroethane	CT,NH,NY,ME
1,1,2-Trichloroethane	CT,NH,NY,ME
Trichloroethylene	CT,NH,NY,ME
Trichlorofluoromethane (Freon 11)	CT,NH,NY,ME
1,2,3-Trichloropropane	NH,NY,ME
1,1,2-Trichloro-1,2,2-trifluoroethane (Freon 113)	NY
1,2,4-Trimethylbenzene	NY,ME
1,3,5-Trimethylbenzene	NY,ME
Vinyl Chloride	CT,NH,NY,ME
m+p Xylene	NH,NY,ME
o-Xylene	NH,NY,ME
SW-846 8270D in Soil	
Aniline	NY,NH

con-test® ANALYTICAL LABORATORY
39 Spruce Street * East Longmeadow, MA 01028 * FAX 413/525-6405 * TEL. 413/525-2332

CERTIFICATIONS

Certified Analyses included in this Report

Analyte	Certifications
SW-846 8270D in Soil	
Bis(2-chloroethoxy)methane	CT,NY,NH
Bis(2-chloroethyl)ether	CT,NY,NH
Bis(2-chloroisopropyl)ether	CT,NY,NH
Bis(2-Ethylhexyl)phthalate	CT,NY,NH
4-Bromophenylphenylether	CT,NY,NH
Butylbenzylphthalate	CT,NY,NH
4-Chloroaniline	CT,NY,NH
4-Chloro-3-methylphenol	CT,NY,NH
2-Chloronaphthalene	CT,NY,NH
2-Chlorophenol	CT,NY,NH
4-Chlorophenylphenylether	CT,NY,NH
Dibenzofuran	CT,NY,NH
Di-n-butylphthalate	CT,NY,NH
1,2-Dichlorobenzene	NY,NH
1,3-Dichlorobenzene	NY,NH
1,4-Dichlorobenzene	NY,NH
3,3-Dichlorobenzidine	CT,NY,NH
2,4-Dichlorophenol	CT,NY,NH
Diethylphthalate	CT,NY,NH
2,4-Dimethylphenol	CT,NY,NH
Dimethylphthalate	CT,NY,NH
4,6-Dinitro-2-methylphenol	CT,NY,NH
2,4-Dinitrophenol	CT,NY,NH
2,4-Dinitrotoluene	CT,NY,NH
2,6-Dinitrotoluene	CT,NY,NH
Di-n-octylphthalate	CT,NY,NH
Hexachlorobenzene	CT,NY,NH
Hexachlorobutadiene	CT,NY,NH
Hexachlorocyclopentadiene	CT,NY,NH
Hexachloroethane	CT,NY,NH
Isophorone	CT,NY,NH
2-Methylphenol	CT,NY,NH
3/4-Methylphenol	CT,NY,NH
Naphthalene	CT,NY,NH
2-Nitroaniline	CT,NY,NH
3-Nitroaniline	CT,NY,NH
4-Nitroaniline	CT,NY,NH
Nitrobenzene	CT,NY,NH
2-Nitrophenol	CT,NY,NH
4-Nitrophenol	CT,NY,NH
N-Nitrosodi-n-propylamine	CT,NY,NH
Pentachloronitrobenzene	NY
Pentachlorophenol	CT,NY,NH
Phenol	CT,NY,NH
Pyridine	CT,NY,NH
1,2,4,5-Tetrachlorobenzene	NY
1,2,4-Trichlorobenzene	CT,NY,NH

con-test® ANALYTICAL LABORATORY
39 Spruce Street * East Longmeadow, MA 01028 * FAX 413/525-6405 * TEL. 413/525-2332

CERTIFICATIONS

Certified Analyses included in this Report

Analyte	Certifications
SW-846 8270D in Soil	
2,4,5-Trichlorophenol	CT,NY,NH
2,4,6-Trichlorophenol	CT,NY,NH
SW-846 8270D in Water	
Aniline	CT,NY
Bis(2-chloroethoxy)methane	CT,NY,NH
Bis(2-chloroethyl)ether	CT,NY,NH
Bis(2-chloroisopropyl)ether	CT,NY,NH
Bis(2-Ethylhexyl)phthalate	CT,NY,NH
4-Bromophenylphenylether	CT,NY,NH
Butylbenzylphthalate	CT,NY,NH
4-Chloroaniline	CT,NY,NH
4-Chloro-3-methylphenol	CT,NY,NH
2-Chloronaphthalene	CT,NY,NH
2-Chlorophenol	CT,NY,NH
4-Chlorophenylphenylether	CT,NY,NH
Dibenzofuran	CT,NY,NH
Di-n-butylphthalate	CT,NY,NH
1,2-Dichlorobenzene	NY
1,3-Dichlorobenzene	NY
1,4-Dichlorobenzene	NY
3,3-Dichlorobenzidine	CT,NY,NH
2,4-Dichlorophenol	CT,NY,NH
Diethylphthalate	CT,NY,NH
2,4-Dimethylphenol	CT,NY,NH
Dimethylphthalate	CT,NY,NH
4,6-Dinitro-2-methylphenol	CT,NY,NH
2,4-Dinitrophenol	CT,NY,NH
2,4-Dinitrotoluene	CT,NY,NH
2,6-Dinitrotoluene	CT,NY,NH
Di-n-octylphthalate	CT,NY,NH
Hexachlorobenzene	CT,NY,NH
Hexachlorobutadiene	CT,NY,NH
Hexachlorocyclopentadiene	CT,NY,NH
Hexachloroethane	CT,NY,NH
Isophorone	CT,NY,NH
2-Methylphenol	CT,NY,NH
3/4-Methylphenol	CT,NY,NH
Naphthalene	CT,NY,NH
2-Nitroaniline	CT,NY,NH
3-Nitroaniline	CT,NY,NH
4-Nitroaniline	CT,NY,NH
Nitrobenzene	CT,NY,NH
2-Nitrophenol	CT,NY,NH
4-Nitrophenol	CT,NY,NH
N-Nitrosodi-n-propylamine	CT,NY,NH
Pentachlorophenol	CT,NY,NH

con-test® ANALYTICAL LABORATORY
39 Spruce Street * East Longmeadow, MA 01028 * FAX 413/525-6405 * TEL. 413/525-2332

CERTIFICATIONS

Certified Analyses included in this Report

Analyte	Certifications
SW-846 8270D in Water	
Phenol	CT,NY,NH
Pyridine	CT,NY,NH
1,2,4,5-Tetrachlorobenzene	NY
1,2,4-Trichlorobenzene	CT,NY,NH
2,4,5-Trichlorophenol	CT,NY,NH
2,4,6-Trichlorophenol	CT,NY,NH

The CON-TEST Environmental Laboratory operates under the following certifications and accreditations:

Code	Description	Number	Expires
AIHA	AIHA-LAP, LLC - ISO17025:2005	100033	03/1/2020
MA	Massachusetts DEP	M-MA100	06/30/2020
CT	Connecticut Department of Publilc Health	PH-0567	09/30/2019
NY	New York State Department of Health	10899 NELAP	04/1/2020
NH-S	New Hampshire Environmental Lab	2516 NELAP	02/5/2020
RI	Rhode Island Department of Health	LAO00112	12/30/2019
NC	North Carolina Div. of Water Quality	652	12/31/2019
NJ	New Jersey DEP	MA007 NELAP	06/30/2020
FL	Florida Department of Health	E871027 NELAP	06/30/2020
VT	Vermont Department of Health Lead Laboratory	LL015036	07/30/2020
ME	State of Maine	2011028	06/9/2021
VA	Commonwealth of Virginia	460217	12/14/2019
NH-P	New Hampshire Environmental Lab	2557 NELAP	09/6/2019
VT-DW	Vermont Department of Health Drinking Water	VT-255716	06/12/2020
NC-DW	North Carolina Department of Health	25703	07/31/2019
PA	Commonwealth of Pennsylvania DEP	68-05812	06/30/2020

MEK 19F1471

con-test ANALYTICAL LABORATORY

Phone: 413-525-2332
Fax: 413-525-6405
Email: info@contestlabs.com

http://www.contestlabs.com Doc # 381 Rev 1_03242017

CHAIN OF CUSTODY RECORD

39 Spruce Street
East Longmeadow, MA 01028

Page 1 of 1

Company Name: Weston & Sampson
Address: 273 Rivereid Rd
Phone:
Project Name: Simsbury AWC
Project Location: Simsbury
Project Number:
Project Manager: Jeff Willson
Con-Test Quote Name/Number:
Invoice Recipient: Jeff Willson
Sampled By: MB/AK

Requested Turnaround Time
7-Day [X] 10-Day [ ]
Due Date:

Rush Approval Required
1-Day [ ] 3-Day [ ]
2-Day [ ] 4-Day [ ]

Data Delivery
Format: PDF [X] EXCEL [X]
Other:
CLP Like Data Pkg Required: [ ]
Email To:
Fax To #:

ANALYSIS REQUESTED

Con-Test Work Order#	Client Sample ID / Description	Beginning Date/Time	Ending Date/Time	Composite	Grab	Matrix Code	Conc Code	# of Containers	Preservation Code	Container Code	SVOCs	ETPH	VOCs	PCBs	AWC	AB
1	CCA-4	6/26/19	945		X	GW	L	2	I	A	X	X				
2	CCA-3		1030		X			2	I	A	X	X				
3	MW-16		1130		X			2	I	A	X	X				
4	MW-201		1230		X			3	H	V		X				
5	MW-203		1019		X			1	I	A				X		
6	MW-4R		1350		X											
7	MW-6		1146		X						X	X	X			
8	DUP-1		—		X						X	X	X			
9	DUP-2		—		X						X	X	X			
10	Trip Blank-1		—		X									X		

Analysis for the DUPs should be switched per client - MEK 7/1/19

Comments:
email to:
barretta@wseinc.com
yellen@wseinc.com
Eversource Price

Please indicate possible sample concentration
in Conc Code column above:
H - High; M - Medium; L - Low; C - Clean; U - Unknown

Dissolved Metals Samples
[ ] Field Filtered
[ ] Lab to Filter

Orthophosphate Samples
[ ] Field Filtered
[ ] Lab to Filter

[1] Matrix Codes:
GW = Ground Water
WW = Waste Water
DW = Drinking Water
A = Air
S = Soil
SL = Sludge
SOL = Solid
O = Other (please define)

[2] Preservation Codes:
I = Iced
H = HCL
M = Methanol
N = Nitric Acid
S = Sulfuric Acid
B = Sodium Bisulfate
X = Sodium Hydroxide
T = Sodium Thiosulfate
O = Other (please define)

[3] Container Codes:
A = Amber Glass
G = Glass
P = Plastic
ST = Sterile
V = Vial
S = Summa Canister
T = Tedlar Bag
O = Other (please define)

Relinquished by: (signature)	Date/Time: 6/27/19	
Received by: (signature)	Date/Time: 6/27/19 1015	
Relinquished by: (signature)	Date/Time: 6/27/19 4PM	
Received by: (signature)	Date/Time: 6/27/19 1600	
Relinquished by: (signature)	Date/Time:	
Received by: (signature)	Date/Time:	

Detection Limit Requirements
MA
CT PMC
RES DEC
I/C DEC
Other

Special Requirements
[ ] MA MCP Required
MCP Certification Form Required
[X] CT RCP Required
RCP Certification Form Required
[ ] MA State DW Required
PWSID #

con-test ANALYTICAL LABORATORY
www.contestlabs.com
NELAC and AIHA-LAP, LLC Accredited

Project Entity
[ ] Government [ ] Municipality [ ] MWRA [ ] WRTA
[ ] Federal [ ] 21 J [ ] School
[ ] City [ ] Brownfield [ ] MBTA

Other
[ ] Chromatogram
[ ] AIHA-LAP,LLC

PCB ONLY
[ ] Soxhlet
[ ] Non Soxhlet

Table of Contents

I Have Not Confirmed Sample Container Numbers With Lab Staff Before Relinquishing Over Samples_____

con-test® ANALYTICAL LABORATORY

Doc# 277 Rev 5 2017

Login Sample Receipt Checklist - (Rejection Criteria Listing - Using Acceptance Policy) Any False Statement will be brought to the attention of the Client - State True or False

Client WS

Received By SL Date 6/27/19 Time 1600

How were the samples received? In Cooler T No Cooler _____ On Ice T No Ice _____
Direct from Sampling _____ Ambient _____ Melted Ice _____

Were samples within Temperature? 2-6°C T By Gun # 1 Actual Temp - 4.9, 5.4, 5.1
By Blank # _____ Actual Temp - _____

Was Custody Seal Intact? N/A Were Samples Tampered with? N/A
Was COC Relinquished ? T Does Chain Agree With Samples? T
Are there broken/leaking/loose caps on any samples? F
Is COC in ink/ Legible? T Were samples received within holding time? T
Did COC include all pertinent Information? Client T Analysis T Sampler Name T
Project T ID's T Collection Dates/Times T
Are Sample labels filled out and legible? T
Are there Lab to Filters? F Who was notified? _____
Are there Rushes? F Who was notified? _____
Are there Short Holds? F Who was notified? _____
Is there enough Volume? T
Is there Headspace where applicable? not F MS/MSD? F
Proper Media/Containers Used? T Is splitting samples required? F
Were trip blanks received? T On COC? T
Do all samples have the proper pH? N/A Acid _____ Base _____

Vials	#	Containers:	#		#		#
Unp-		1 Liter Amb.	2G	1 Liter Plastic		16 oz Amb.	
HCL-	11	500 mL Amb.		500 mL Plastic		8oz Amb/Clear	
Meoh-		250 mL Amb.		250 mL Plastic		4oz Amb/Clear	
Bisulfate-		Flashpoint		Col./Bacteria		2oz Amb/Clear	
DI-		Other Glass	4	Other Plastic		Encore	
Thiosulfate-		SOC Kit		Plastic Bag		Frozen:	
Sulfuric-		Perchlorate		Ziplock			

Unused Media

Vials	#	Containers:	#		#		#
Unp-		1 Liter Amb.		1 Liter Plastic		16 oz Amb.	
HCL-		500 mL Amb.		500 mL Plastic		8oz Amb/Clear	
Meoh-		250 mL Amb.		250 mL Plastic		4oz Amb/Clear	
Bisulfate-		Col./Bacteria		Flashpoint		2oz Amb/Clear	
DI-		Other Plastic		Other Glass	4	Encore	
Thiosulfate-		SOC Kit		Plastic Bag		Frozen:	
Sulfuric-		Perchlorate		Ziplock			

Comments:

C:\MSDCHEM\4\DATA\D070219.SEC\D0702007.D

CT ETPH DISCRIMINATION CHECK

Data File Name D0702007.D
Data File Path C:\MSDCHEM\4\DATA\D070219.SEC\
Operator RMW
Date Acquired 7/2/2019 13:09
Acq. Method File EPH11D.M
Sample Name ETPH 1500
Instrument Name GCFID4

Name	Ret Time	Target Response	Average Response	*%D+/-20
C-9	1.59	8953410	9802824	9
C-10	2.24	9122580	9802824	7
C-12	3.19	9336952	9802824	5
C-14	3.90	9623064	9802824	2
C-16	4.51	9765852	9802824	0
C-18	5.06	9627291	9802824	2
C-20	5.66	9939598	9802824	-1
C-22	6.39	10221927	9802824	-4
C-24	7.22	9424095	9802824	4
C-26	8.03	10421633	9802824	-6
C-28	8.78	10360255	9802824	-6
C-30	9.46	10352298	9802824	-6
C-32	10.10	10217006	9802824	-4
C-34	10.69	9850513	9802824	0
C-36	11.27	9825884	9802824	0

Samples

19F1471-02
19F1471-03
19F1471-04
19F1471-09
19F1471-01
19F1471-06
19F1471-07

*One compound allowed %D</=50%

REASONABLE CONFIDENCE PROTOCOL
LABORATORY ANALYSIS QA/QC CERTIFICATION FORM

Laboratory Name: Con-Test Analytical Laboratory

Client: Weston & Sampson

Project Location: Simsbury, CT

Project Number: 19F1471

Laboratory Sample ID(s):
19F1471-01 thru 19F1471-10

Sample Date(s):
06/26/2019

List RCP Methods Used:
CTDEP ETPH, SW-846 8082A, SW-846 8260C, SW-846 8270D

1	For each analytical method referenced in this laboratory report package, were all specified QA/QC performance criteria followed, including the requirement to explain any criteria falling outside of acceptable guidelines, as specified in the CTDEP method-specific Reasonable Confidence Protocol documents?	☑ Yes ☐ No
1A	Were the method specified preservation and holding time requirements met?	☑ Yes ☐ No
1B	VPH and EPH Methods only: Was the VPH and EPH method conducted without significant modifications (see Section 11.3 of respective RCP methods)?	☐ Yes ☐ No ☑ N/A
2	Were all samples received by the laboratory in a condition consistent with that described on the associated chain-of-custody document(s)?	☑ Yes ☐ No
3	Were samples received at an appropriate temperature (< 6 degrees C.)?	☑ Yes ☐ No ☐ N/A
4	Were all QA/QC performance criteria specified in the CTDEP Reasonable Confidence Protocol documents achieved?	☐ Yes ☑ No
5A	Were reporting limits specified or referenced on the chain-of-custody?	☑ Yes ☐ No
5B	Were these reporting limits met?	☐ Yes ☑ No
6	For each analytical method referenced in this laboratory report package, were results reported for all constituents identified in the method-specific analyte lists presented in the Reasonable Confidence Protocol documents?	☑ Yes ☐ No
7	Are project-specific matrix spikes and laboratory duplicates included in this data set?	☐ Yes ☑ No

Notes: For all questions to which the response was "No" (with the exception of question #7), additional information must be provided in an attached narrative. If the answer to question #1, #1A, or #1B is "No", the data package does not meet the requirements for "Reasonable Confidence."
This form may not be altered and all questions must be answered.

Lisa A. Worthington

I, the undersigned, attest under the pains and penalties of perjury that, to the best of my knowledge and belief and based upon my personal inquiry of those responsible for providing the information contained in this analytical report, such information is accurate and complete.

Authorized Signature: Lisa Worthington **Position:** Technical Representative

Printed Name: Lisa A. Worthington **Date:** 07/09/19

Name of Laboratory: Con-Test Analytical Laboratory

This certification form is to be used for RCP methods only.

con-test® ANALYTICAL LABORATORY
39 Spruce Street * East Longmeadow, MA 01028 * FAX 413/525-6405 * TEL. 413/525-2332

September 30, 2019

Jeff Willson
Weston & Sampson
273 Dividend Road
Rocky Hill, CT 06067

Project Location: Simsbury, CT
Client Job Number:
Project Number: [none]
Laboratory Work Order Number: 19I1044

Enclosed are results of analyses for samples received by the laboratory on September 20, 2019. If you have any questions concerning this report, please feel free to contact me.

Sincerely,



Meghan E. Kelley
Project Manager

Table of Contents

Sample Summary 4
Case Narrative 5
Sample Results 8
19I1044-01 8
19I1044-02 9
19I1044-03 12
19I1044-04 17
19I1044-05 21
19I1044-06 24
19I1044-07 28
19I1044-08 29
Sample Preparation Information 31
QC Data 32
Volatile Organic Compounds by GC/MS 32
B241195 32
Semivolatile Organic Compounds by GC/MS 35
B241415 35
B241545 39
Polychlorinated Biphenyls By GC/ECD 41
B241311 41
Petroleum Hydrocarbons Analyses 42
B241240 42
Metals Analyses (Total) 43
B241254 43
B241363 43

Table of Contents (continued)

Dual Column RPD Report 44

Flag/Qualifier Summary 46

Certifications 47

Chain of Custody/Sample Receipt 51

con-test® ANALYTICAL LABORATORY
39 Spruce Street * East Longmeadow, MA 01028 * FAX 413/525-6405 * TEL. 413/525-2332

Weston & Sampson
273 Dividend Road
Rocky Hill, CT 06067
ATTN: Jeff Willson

REPORT DATE: 9/30/2019

PURCHASE ORDER NUMBER:

PROJECT NUMBER: [none]

ANALYTICAL SUMMARY

WORK ORDER NUMBER: 19I1044

The results of analyses performed on the following samples submitted to the CON-TEST Analytical Laboratory are found in this report.

PROJECT LOCATION: Simsbury, CT

FIELD SAMPLE #	LAB ID:	MATRIX	SAMPLE DESCRIPTION	TEST	SUB LAB
MW-203	19I1044-01	Ground Water		SW-846 8082A	
MW-CCA4	19I1044-02	Ground Water		CTDEP ETPH	
				SW-846 8270D	
MW-101	19I1044-03	Ground Water		CTDEP ETPH	
				SW-846 6020B	
				SW-846 7470A	
				SW-846 8082A	
				SW-846 8260C	
MW-6	19I1044-04	Ground Water		CTDEP ETPH	
				SW-846 8260C	
				SW-846 8270D	
MW-16	19I1044-05	Ground Water		CTDEP ETPH	
				SW-846 8270D	
DUP-1	19I1044-06	Ground Water		CTDEP ETPH	
				SW-846 8260C	
				SW-846 8270D	
DUP-2	19I1044-07	Ground Water		SW-846 8082A	
Trip Blank	19I1044-08	Trip Blank Water		SW-846 8260C	

con-test® ANALYTICAL LABORATORY
39 Spruce Street * East Longmeadow, MA 01028 * FAX 413/525-6405 * TEL. 413/525-2332

CASE NARRATIVE SUMMARY

All reported results are within defined laboratory quality control objectives unless listed below or otherwise qualified in this report.

For method 6020, only select list of metals was requested and reported.
For method 8270, only PAHs were requested and reported or samples 19I1044-04, 19I1044-06.

con-test® ANALYTICAL LABORATORY
39 Spruce Street * East Longmeadow, MA 01028 * FAX 413/525-6405 * TEL. 413/525-2332

SW-846 8260C

Qualifications:

L-03

Laboratory fortified blank/laboratory control sample recovery is outside of control limits. Reported value for this compound is likely to be biased on the low side.

Analyte & Samples(s) Qualified:

Chloromethane
19I1044-03[MW-101], 19I1044-04[MW-6], 19I1044-06[DUP-1], 19I1044-08[Trip Blank], B241195-BLK1, B241195-BS1

V-05

Continuing calibration verification (CCV) did not meet method specifications and was biased on the low side for this compound.

Analyte & Samples(s) Qualified:

Bromomethane
19I1044-03[MW-101], 19I1044-04[MW-6], 19I1044-06[DUP-1], 19I1044-08[Trip Blank], B241195-BLK1, B241195-BS1, S040675-CCV1

Chloromethane
19I1044-03[MW-101], 19I1044-04[MW-6], 19I1044-06[DUP-1], 19I1044-08[Trip Blank], B241195-BLK1, B241195-BS1, S040675-CCV1

V-34

Initial calibration verification (ICV) did not meet method specifications and was biased on the low side for this compound. Reported result is estimated.

Analyte & Samples(s) Qualified:

Bromomethane
B241195-BS1, S040675-CCV1

V-36

Initial calibration verification (ICV) did not meet method specifications and was biased on the high side. Data validation is not affected since sample result was "not detected" for this compound.

Analyte & Samples(s) Qualified:

Acetone
B241195-BS1, S040675-CCV1

Carbon Disulfide
B241195-BS1, S040675-CCV1

SW-846 8270D

Qualifications:

L-07A

Either laboratory fortified blank/laboratory control sample or duplicate recovery is outside of control limits, but the other is within limits. RPD outside of control limits. Reduced precision anticipated for any reported result for this compound.

Analyte & Samples(s) Qualified:

2,4-Dimethylphenol
B241415-BSD1

2-Nitrophenol
B241415-BSD1

Isophorone
B241415-BSD1

R-05

Laboratory fortified blank duplicate RPD is outside of control limits. Reduced precision is anticipated for any reported value for this compound.

Analyte & Samples(s) Qualified:

2,4-Dimethylphenol
19I1044-02[MW-CCA4], 19I1044-05[MW-16], B241415-BLK1, B241415-BS1

2-Nitrophenol
19I1044-02[MW-CCA4], 19I1044-05[MW-16], B241415-BLK1, B241415-BS1

Bis(2-chloroethoxy)methane
19I1044-02[MW-CCA4], 19I1044-05[MW-16], B241415-BLK1, B241415-BS1, B241415-BSD1

Isophorone
19I1044-02[MW-CCA4], 19I1044-05[MW-16], B241415-BLK1, B241415-BS1

Nitrobenzene
19I1044-02[MW-CCA4], 19I1044-05[MW-16], B241415-BLK1, B241415-BS1, B241415-BSD1

con-test® ANALYTICAL LABORATORY
39 Spruce Street * East Longmeadow, MA 01028 * FAX 413/525-6405 * TEL. 413/525-2332

S-07

One associated surrogate standard recovery is outside of control limits but the other(s) is/are within limits. All recoveries are > 10%.

Analyte & Samples(s) Qualified:

2,4,6-Tribromophenol
19I1044-02[MW-CCA4], 19I1044-05[MW-16], B241415-BS1, B241415-BSD1

Nitrobenzene-d5
B241415-BSD1

V-05

Continuing calibration verification (CCV) did not meet method specifications and was biased on the low side for this compound.

Analyte & Samples(s) Qualified:

Hexachloroethane
B241415-BLK1, B241415-BS1, B241415-BSD1, S040770-CCV1

Pyridine
B241415-BLK1, B241415-BS1, B241415-BSD1, S040770-CCV1

V-16

Response factor is less than method specified minimum acceptable value. Reduced precision and accuracy may be associated with reported result.

Analyte & Samples(s) Qualified:

Pentachloronitrobenzene
19I1044-02[MW-CCA4], 19I1044-05[MW-16], B241415-BLK1, B241415-BS1, B241415-BSD1, S040770-CCV1, S040852-CCV1

V-34

Initial calibration verification (ICV) did not meet method specifications and was biased on the low side for this compound. Reported result is estimated.

Analyte & Samples(s) Qualified:

3,3-Dichlorobenzidine
19I1044-02[MW-CCA4], 19I1044-05[MW-16], B241415-BLK1, B241415-BS1, B241415-BSD1, S040770-CCV1, S040852-CCV1

4-Chloroaniline
19I1044-02[MW-CCA4], 19I1044-05[MW-16], B241415-BLK1, B241415-BS1, B241415-BSD1, S040770-CCV1, S040852-CCV1

V-35

Initial calibration verification (ICV) did not meet method specifications and was biased on the high side for this compound. Reported result is estimated.

Analyte & Samples(s) Qualified:

2-Nitroaniline
19I1044-02[MW-CCA4], 19I1044-05[MW-16], S040852-CCV1

SW-846 8260C

All water reporting limits specified on the chain-of-custody were met except for Acrylonitrile, where the most protective criteria are not met since the laboratory cannot achieve the required RCP calibration criteria at these levels, unless otherwise listed in this narrative.

SW-846 8270D

The LCS sample recoveries for required RCP 8270 compounds were all within control limits specified by the method, 40-140% for base/neutrals and 30-130% for acids except for "difficult analytes" listed below and/or otherwise listed in this narrative: Difficult analytes for water – limits between 10 and 150% depending on the compound (see QC summary for limits): Benzoic Acid, Dimethylphthalate, Bis(2-chloroisopropyl)ether, Hexachlorocyclopentadiene, Pyridine, 4-Nitrophenol, and Phenol.

All reporting limits specified on the chain-of-custody were met, except for Pyridine for the most protective criteria since the laboratory cannot achieve the required RCP calibration criteria at these levels unless otherwise listed in this narrative.

The results of analyses reported only relate to samples submitted to the Con-Test Analytical Laboratory for testing.
I certify that the analyses listed above, unless specifically listed as subcontracted, if any, were performed under my direction according to the approved methodologies listed in this document, and that based upon my inquiry of those individuals immediately responsible for obtaining the information, the material contained in this report is, to the best of my knowledge and belief, accurate and complete.



Lisa A. Worthington
Technical Representative

con-test® ANALYTICAL LABORATORY
39 Spruce Street * East Longmeadow, MA 01028 * FAX 413/525-6405 * TEL. 413/525-2332

Project Location: Simsbury, CT | Sample Description: | Work Order: 19I1044

Date Received: 9/20/2019

Field Sample #: MW-203 | Sampled: 9/19/2019 14:00

Sample ID: 19I1044-01

Sample Matrix: Ground Water

Polychlorinated Biphenyls By GC/ECD

Analyte	Results	RL	Units	Dilution	Flag/Qual	Method	Date Prepared	Date/Time Analyzed	Analyst
Aroclor-1016 [1]	ND	0.15	µg/L	1		SW-846 8082A	9/24/19	9/26/19 11:48	TG
Aroclor-1221 [1]	ND	0.15	µg/L	1		SW-846 8082A	9/24/19	9/26/19 11:48	TG
Aroclor-1232 [1]	ND	0.15	µg/L	1		SW-846 8082A	9/24/19	9/26/19 11:48	TG
Aroclor-1242 [1]	ND	0.15	µg/L	1		SW-846 8082A	9/24/19	9/26/19 11:48	TG
Aroclor-1248 [1]	ND	0.15	µg/L	1		SW-846 8082A	9/24/19	9/26/19 11:48	TG
Aroclor-1254 [1]	ND	0.15	µg/L	1		SW-846 8082A	9/24/19	9/26/19 11:48	TG
Aroclor-1260 [1]	ND	0.15	µg/L	1		SW-846 8082A	9/24/19	9/26/19 11:48	TG
Aroclor-1262 [1]	ND	0.15	µg/L	1		SW-846 8082A	9/24/19	9/26/19 11:48	TG
Aroclor-1268 [1]	ND	0.15	µg/L	1		SW-846 8082A	9/24/19	9/26/19 11:48	TG

Surrogates	% Recovery	Recovery Limits	Flag/Qual	
Decachlorobiphenyl [1]	80.5	30-150		9/26/19 11:48
Decachlorobiphenyl [2]	75.1	30-150		9/26/19 11:48
Tetrachloro-m-xylene [1]	70.8	30-150		9/26/19 11:48
Tetrachloro-m-xylene [2]	66.4	30-150		9/26/19 11:48

con-test® ANALYTICAL LABORATORY
39 Spruce Street * East Longmeadow, MA 01028 * FAX 413/525-6405 * TEL. 413/525-2332

Project Location: Simsbury, CT | Sample Description: | Work Order: 19I1044

Date Received: 9/20/2019

Field Sample #: MW-CCA4 | Sampled: 9/19/2019 09:30

Sample ID: 19I1044-02

Sample Matrix: Ground Water

Semivolatile Organic Compounds by GC/MS

Analyte	Results	RL	Units	Dilution	Flag/Qual	Method	Date Prepared	Date/Time Analyzed	Analyst
Acenaphthene (SIM)	ND	0.29	µg/L	1		SW-846 8270D	9/25/19	9/26/19 10:46	CLA
Acenaphthylene (SIM)	ND	0.29	µg/L	1		SW-846 8270D	9/25/19	9/26/19 10:46	CLA
Aniline	ND	5.0	µg/L	1		SW-846 8270D	9/25/19	9/27/19 11:11	KLB
Anthracene (SIM)	ND	0.19	µg/L	1		SW-846 8270D	9/25/19	9/26/19 10:46	CLA
Benzo(a)anthracene (SIM)	ND	0.048	µg/L	1		SW-846 8270D	9/25/19	9/26/19 10:46	CLA
Benzo(a)pyrene (SIM)	ND	0.096	µg/L	1		SW-846 8270D	9/25/19	9/26/19 10:46	CLA
Benzo(b)fluoranthene (SIM)	ND	0.048	µg/L	1		SW-846 8270D	9/25/19	9/26/19 10:46	CLA
Benzo(g,h,i)perylene (SIM)	ND	0.48	µg/L	1		SW-846 8270D	9/25/19	9/26/19 10:46	CLA
Benzo(k)fluoranthene (SIM)	ND	0.19	µg/L	1		SW-846 8270D	9/25/19	9/26/19 10:46	CLA
Bis(2-chloroethoxy)methane	ND	10	µg/L	1	R-05	SW-846 8270D	9/25/19	9/27/19 11:11	KLB
Bis(2-chloroethyl)ether	ND	10	µg/L	1		SW-846 8270D	9/25/19	9/27/19 11:11	KLB
Bis(2-chloroisopropyl)ether	ND	10	µg/L	1		SW-846 8270D	9/25/19	9/27/19 11:11	KLB
Bis(2-Ethylhexyl)phthalate	ND	10	µg/L	1		SW-846 8270D	9/25/19	9/27/19 11:11	KLB
4-Bromophenylphenylether	ND	10	µg/L	1		SW-846 8270D	9/25/19	9/27/19 11:11	KLB
Butylbenzylphthalate	ND	10	µg/L	1		SW-846 8270D	9/25/19	9/27/19 11:11	KLB
Carbazole	ND	10	µg/L	1		SW-846 8270D	9/25/19	9/27/19 11:11	KLB
4-Chloroaniline	ND	10	µg/L	1	V-34	SW-846 8270D	9/25/19	9/27/19 11:11	KLB
4-Chloro-3-methylphenol	ND	10	µg/L	1		SW-846 8270D	9/25/19	9/27/19 11:11	KLB
2-Chloronaphthalene	ND	10	µg/L	1		SW-846 8270D	9/25/19	9/27/19 11:11	KLB
2-Chlorophenol	ND	10	µg/L	1		SW-846 8270D	9/25/19	9/27/19 11:11	KLB
4-Chlorophenylphenylether	ND	10	µg/L	1		SW-846 8270D	9/25/19	9/27/19 11:11	KLB
Chrysene (SIM)	ND	0.19	µg/L	1		SW-846 8270D	9/25/19	9/26/19 10:46	CLA
Dibenz(a,h)anthracene (SIM)	ND	0.19	µg/L	1		SW-846 8270D	9/25/19	9/26/19 10:46	CLA
Dibenzofuran	ND	5.0	µg/L	1		SW-846 8270D	9/25/19	9/27/19 11:11	KLB
Di-n-butylphthalate	ND	10	µg/L	1		SW-846 8270D	9/25/19	9/27/19 11:11	KLB
3,3-Dichlorobenzidine	ND	10	µg/L	1	V-34	SW-846 8270D	9/25/19	9/27/19 11:11	KLB
2,4-Dichlorophenol	ND	10	µg/L	1		SW-846 8270D	9/25/19	9/27/19 11:11	KLB
Diethylphthalate	ND	10	µg/L	1		SW-846 8270D	9/25/19	9/27/19 11:11	KLB
2,4-Dimethylphenol	ND	10	µg/L	1	R-05	SW-846 8270D	9/25/19	9/27/19 11:11	KLB
Dimethylphthalate	ND	10	µg/L	1		SW-846 8270D	9/25/19	9/27/19 11:11	KLB
4,6-Dinitro-2-methylphenol	ND	10	µg/L	1		SW-846 8270D	9/25/19	9/27/19 11:11	KLB
2,4-Dinitrophenol	ND	10	µg/L	1		SW-846 8270D	9/25/19	9/27/19 11:11	KLB
2,4-Dinitrotoluene	ND	10	µg/L	1		SW-846 8270D	9/25/19	9/27/19 11:11	KLB
2,6-Dinitrotoluene	ND	10	µg/L	1		SW-846 8270D	9/25/19	9/27/19 11:11	KLB
Di-n-octylphthalate	ND	10	µg/L	1		SW-846 8270D	9/25/19	9/27/19 11:11	KLB
Fluoranthene (SIM)	ND	0.48	µg/L	1		SW-846 8270D	9/25/19	9/26/19 10:46	CLA
Fluorene (SIM)	ND	0.96	µg/L	1		SW-846 8270D	9/25/19	9/26/19 10:46	CLA
Hexachlorobenzene	ND	10	µg/L	1		SW-846 8270D	9/25/19	9/27/19 11:11	KLB
Hexachlorobutadiene	ND	10	µg/L	1		SW-846 8270D	9/25/19	9/27/19 11:11	KLB
Hexachlorocyclopentadiene	ND	10	µg/L	1		SW-846 8270D	9/25/19	9/27/19 11:11	KLB
Hexachloroethane	ND	10	µg/L	1		SW-846 8270D	9/25/19	9/27/19 11:11	KLB
Indeno(1,2,3-cd)pyrene (SIM)	ND	0.19	µg/L	1		SW-846 8270D	9/25/19	9/26/19 10:46	CLA
Isophorone	ND	10	µg/L	1	R-05	SW-846 8270D	9/25/19	9/27/19 11:11	KLB
2-Methylnaphthalene (SIM)	ND	0.96	µg/L	1		SW-846 8270D	9/25/19	9/26/19 10:46	CLA

con-test® ANALYTICAL LABORATORY
39 Spruce Street * East Longmeadow, MA 01028 * FAX 413/525-6405 * TEL. 413/525-2332

Project Location: Simsbury, CT | Sample Description: | Work Order: 19I1044

Date Received: 9/20/2019

Field Sample #: MW-CCA4 | Sampled: 9/19/2019 09:30

Sample ID: 19I1044-02

Sample Matrix: Ground Water

Semivolatile Organic Compounds by GC/MS

Analyte	Results	RL	Units	Dilution	Flag/Qual	Method	Date Prepared	Date/Time Analyzed	Analyst
2-Methylphenol	ND	10	µg/L	1		SW-846 8270D	9/25/19	9/27/19 11:11	KLB
3/4-Methylphenol	ND	10	µg/L	1		SW-846 8270D	9/25/19	9/27/19 11:11	KLB
Naphthalene (SIM)	ND	0.96	µg/L	1		SW-846 8270D	9/25/19	9/26/19 10:46	CLA
2-Nitroaniline	ND	10	µg/L	1	V-35	SW-846 8270D	9/25/19	9/27/19 11:11	KLB
3-Nitroaniline	ND	10	µg/L	1		SW-846 8270D	9/25/19	9/27/19 11:11	KLB
4-Nitroaniline	ND	10	µg/L	1		SW-846 8270D	9/25/19	9/27/19 11:11	KLB
Pentachlorophenol (SIM)	ND	0.96	µg/L	1		SW-846 8270D	9/25/19	9/26/19 10:46	CLA
Nitrobenzene	ND	10	µg/L	1	R-05	SW-846 8270D	9/25/19	9/27/19 11:11	KLB
2-Nitrophenol	ND	10	µg/L	1	R-05	SW-846 8270D	9/25/19	9/27/19 11:11	KLB
4-Nitrophenol	ND	10	µg/L	1		SW-846 8270D	9/25/19	9/27/19 11:11	KLB
N-Nitrosodiphenylamine/Diphenylamine	ND	10	µg/L	1		SW-846 8270D	9/25/19	9/27/19 11:11	KLB
N-Nitrosodi-n-propylamine	ND	10	µg/L	1		SW-846 8270D	9/25/19	9/27/19 11:11	KLB
Pentachloronitrobenzene	ND	10	µg/L	1	V-16	SW-846 8270D	9/25/19	9/27/19 11:11	KLB
Pentachlorophenol	ND	10	µg/L	1		SW-846 8270D	9/25/19	9/27/19 11:11	KLB
Phenanthrene (SIM)	ND	0.048	µg/L	1		SW-846 8270D	9/25/19	9/26/19 10:46	CLA
Phenol	ND	10	µg/L	1		SW-846 8270D	9/25/19	9/27/19 11:11	KLB
Pyrene (SIM)	ND	0.96	µg/L	1		SW-846 8270D	9/25/19	9/26/19 10:46	CLA
Pyridine	ND	5.0	µg/L	1		SW-846 8270D	9/25/19	9/27/19 11:11	KLB
1,2,4,5-Tetrachlorobenzene	ND	10	µg/L	1		SW-846 8270D	9/25/19	9/27/19 11:11	KLB
1,2,4-Trichlorobenzene	ND	5.0	µg/L	1		SW-846 8270D	9/25/19	9/27/19 11:11	KLB
2,4,5-Trichlorophenol	ND	10	µg/L	1		SW-846 8270D	9/25/19	9/27/19 11:11	KLB
2,4,6-Trichlorophenol	ND	10	µg/L	1		SW-846 8270D	9/25/19	9/27/19 11:11	KLB

Surrogates	% Recovery		Recovery Limits	Flag/Qual	
2-Fluorophenol	46.8		15-110		9/27/19 11:11
2-Fluorophenol (SIM)	42.8		15-110		9/26/19 10:46
Phenol-d6	32.8		15-110		9/27/19 11:11
Phenol-d6 (SIM)	32.5		15-110		9/26/19 10:46
Nitrobenzene-d5	82.1		30-130		9/27/19 11:11
Nitrobenzene-d5	72.8		30-130		9/26/19 10:46
2-Fluorobiphenyl	52.3		30-130		9/26/19 10:46
2-Fluorobiphenyl	86.1		30-130		9/27/19 11:11
2,4,6-Tribromophenol	**122**	*	15-110	S-07	9/27/19 11:11
2,4,6-Tribromophenol (SIM)	93.4		15-110		9/26/19 10:46
p-Terphenyl-d14	111		30-130		9/27/19 11:11
p-Terphenyl-d14	62.8		30-130		9/26/19 10:46

con-test® ANALYTICAL LABORATORY
39 Spruce Street * East Longmeadow, MA 01028 * FAX 413/525-6405 * TEL. 413/525-2332

Project Location: Simsbury, CT | Sample Description: | Work Order: 19I1044

Date Received: 9/20/2019

Field Sample #: MW-CCA4 | Sampled: 9/19/2019 09:30

Sample ID: 19I1044-02

Sample Matrix: Ground Water

Petroleum Hydrocarbons Analyses

Analyte	Results	RL	Units	Dilution	Flag/Qual	Method	Date Prepared	Date/Time Analyzed	Analyst
CT ETPH	ND	0.15	mg/L	1		CTDEP ETPH	9/23/19	9/25/19 20:25	RDD

Surrogates	% Recovery	Recovery Limits	Flag/Qual				
2-Fluorobiphenyl	93.8	50-150				9/25/19 20:25	

con-test® ANALYTICAL LABORATORY
39 Spruce Street * East Longmeadow, MA 01028 * FAX 413/525-6405 * TEL. 413/525-2332

Project Location: Simsbury, CT | Sample Description: | Work Order: 19I1044

Date Received: 9/20/2019

Field Sample #: MW-101 | Sampled: 9/19/2019 10:20

Sample ID: 19I1044-03

Sample Matrix: Ground Water

Volatile Organic Compounds by GC/MS

Analyte	Results	RL	Units	Dilution	Flag/Qual	Method	Date Prepared	Date/Time Analyzed	Analyst
Acetone	ND	10	µg/L	1		SW-846 8260C	9/23/19	9/23/19 11:41	LBD
Acrylonitrile	ND	2.0	µg/L	1		SW-846 8260C	9/23/19	9/23/19 11:41	LBD
Benzene	ND	0.50	µg/L	1		SW-846 8260C	9/23/19	9/23/19 11:41	LBD
Bromobenzene	ND	0.50	µg/L	1		SW-846 8260C	9/23/19	9/23/19 11:41	LBD
Bromodichloromethane	ND	0.50	µg/L	1		SW-846 8260C	9/23/19	9/23/19 11:41	LBD
Bromoform	ND	0.50	µg/L	1		SW-846 8260C	9/23/19	9/23/19 11:41	LBD
Bromomethane	ND	5.0	µg/L	1	V-05	SW-846 8260C	9/23/19	9/23/19 11:41	LBD
2-Butanone (MEK)	8.6	5.0	µg/L	1		SW-846 8260C	9/23/19	9/23/19 11:41	LBD
n-Butylbenzene	ND	1.0	µg/L	1		SW-846 8260C	9/23/19	9/23/19 11:41	LBD
sec-Butylbenzene	ND	1.0	µg/L	1		SW-846 8260C	9/23/19	9/23/19 11:41	LBD
tert-Butylbenzene	ND	1.0	µg/L	1		SW-846 8260C	9/23/19	9/23/19 11:41	LBD
Carbon Disulfide	ND	5.0	µg/L	1		SW-846 8260C	9/23/19	9/23/19 11:41	LBD
Carbon Tetrachloride	ND	0.50	µg/L	1		SW-846 8260C	9/23/19	9/23/19 11:41	LBD
Chlorobenzene	ND	0.50	µg/L	1		SW-846 8260C	9/23/19	9/23/19 11:41	LBD
Chlorodibromomethane	ND	0.50	µg/L	1		SW-846 8260C	9/23/19	9/23/19 11:41	LBD
Chloroethane	ND	0.50	µg/L	1		SW-846 8260C	9/23/19	9/23/19 11:41	LBD
Chloroform	ND	0.50	µg/L	1		SW-846 8260C	9/23/19	9/23/19 11:41	LBD
Chloromethane	ND	0.60	µg/L	1	L-03, V-05	SW-846 8260C	9/23/19	9/23/19 11:41	LBD
2-Chlorotoluene	ND	0.50	µg/L	1		SW-846 8260C	9/23/19	9/23/19 11:41	LBD
4-Chlorotoluene	ND	0.50	µg/L	1		SW-846 8260C	9/23/19	9/23/19 11:41	LBD
1,2-Dibromo-3-chloropropane (DBCP)	ND	1.0	µg/L	1		SW-846 8260C	9/23/19	9/23/19 11:41	LBD
1,2-Dibromoethane (EDB)	ND	0.50	µg/L	1		SW-846 8260C	9/23/19	9/23/19 11:41	LBD
Dibromomethane	ND	0.50	µg/L	1		SW-846 8260C	9/23/19	9/23/19 11:41	LBD
1,2-Dichlorobenzene	ND	0.50	µg/L	1		SW-846 8260C	9/23/19	9/23/19 11:41	LBD
1,3-Dichlorobenzene	ND	0.50	µg/L	1		SW-846 8260C	9/23/19	9/23/19 11:41	LBD
1,4-Dichlorobenzene	ND	0.50	µg/L	1		SW-846 8260C	9/23/19	9/23/19 11:41	LBD
trans-1,4-Dichloro-2-butene	ND	2.0	µg/L	1		SW-846 8260C	9/23/19	9/23/19 11:41	LBD
Dichlorodifluoromethane (Freon 12)	ND	0.50	µg/L	1		SW-846 8260C	9/23/19	9/23/19 11:41	LBD
1,1-Dichloroethane	ND	0.50	µg/L	1		SW-846 8260C	9/23/19	9/23/19 11:41	LBD
1,2-Dichloroethane	ND	0.50	µg/L	1		SW-846 8260C	9/23/19	9/23/19 11:41	LBD
1,1-Dichloroethylene	ND	0.50	µg/L	1		SW-846 8260C	9/23/19	9/23/19 11:41	LBD
cis-1,2-Dichloroethylene	ND	0.50	µg/L	1		SW-846 8260C	9/23/19	9/23/19 11:41	LBD
trans-1,2-Dichloroethylene	ND	1.0	µg/L	1		SW-846 8260C	9/23/19	9/23/19 11:41	LBD
1,2-Dichloropropane	ND	0.50	µg/L	1		SW-846 8260C	9/23/19	9/23/19 11:41	LBD
1,3-Dichloropropane	ND	0.50	µg/L	1		SW-846 8260C	9/23/19	9/23/19 11:41	LBD
2,2-Dichloropropane	ND	0.50	µg/L	1		SW-846 8260C	9/23/19	9/23/19 11:41	LBD
1,1-Dichloropropene	ND	0.50	µg/L	1		SW-846 8260C	9/23/19	9/23/19 11:41	LBD
cis-1,3-Dichloropropene	ND	0.50	µg/L	1		SW-846 8260C	9/23/19	9/23/19 11:41	LBD
trans-1,3-Dichloropropene	ND	0.50	µg/L	1		SW-846 8260C	9/23/19	9/23/19 11:41	LBD
Ethylbenzene	ND	0.50	µg/L	1		SW-846 8260C	9/23/19	9/23/19 11:41	LBD
Hexachlorobutadiene	ND	0.60	µg/L	1		SW-846 8260C	9/23/19	9/23/19 11:41	LBD
2-Hexanone (MBK)	ND	5.0	µg/L	1		SW-846 8260C	9/23/19	9/23/19 11:41	LBD
Isopropylbenzene (Cumene)	ND	0.50	µg/L	1		SW-846 8260C	9/23/19	9/23/19 11:41	LBD
p-Isopropyltoluene (p-Cymene)	ND	0.50	µg/L	1		SW-846 8260C	9/23/19	9/23/19 11:41	LBD

con-test® ANALYTICAL LABORATORY
39 Spruce Street * East Longmeadow, MA 01028 * FAX 413/525-6405 * TEL. 413/525-2332

Project Location: Simsbury, CT | Sample Description: | Work Order: 19I1044

Date Received: 9/20/2019

Field Sample #: MW-101 | Sampled: 9/19/2019 10:20

Sample ID: 19I1044-03

Sample Matrix: Ground Water

Volatile Organic Compounds by GC/MS

Analyte	Results	RL	Units	Dilution	Flag/Qual	Method	Date Prepared	Date/Time Analyzed	Analyst
Methyl tert-Butyl Ether (MTBE)	ND	0.50	µg/L	1		SW-846 8260C	9/23/19	9/23/19 11:41	LBD
Methylene Chloride	ND	5.0	µg/L	1		SW-846 8260C	9/23/19	9/23/19 11:41	LBD
4-Methyl-2-pentanone (MIBK)	ND	5.0	µg/L	1		SW-846 8260C	9/23/19	9/23/19 11:41	LBD
Naphthalene	ND	2.0	µg/L	1		SW-846 8260C	9/23/19	9/23/19 11:41	LBD
n-Propylbenzene	ND	1.0	µg/L	1		SW-846 8260C	9/23/19	9/23/19 11:41	LBD
Styrene	ND	1.0	µg/L	1		SW-846 8260C	9/23/19	9/23/19 11:41	LBD
1,1,1,2-Tetrachloroethane	ND	0.50	µg/L	1		SW-846 8260C	9/23/19	9/23/19 11:41	LBD
1,1,2,2-Tetrachloroethane	ND	0.50	µg/L	1		SW-846 8260C	9/23/19	9/23/19 11:41	LBD
Tetrachloroethylene	ND	1.0	µg/L	1		SW-846 8260C	9/23/19	9/23/19 11:41	LBD
Tetrahydrofuran	ND	10	µg/L	1		SW-846 8260C	9/23/19	9/23/19 11:41	LBD
Toluene	ND	1.0	µg/L	1		SW-846 8260C	9/23/19	9/23/19 11:41	LBD
1,2,3-Trichlorobenzene	ND	1.0	µg/L	1		SW-846 8260C	9/23/19	9/23/19 11:41	LBD
1,2,4-Trichlorobenzene	ND	0.50	µg/L	1		SW-846 8260C	9/23/19	9/23/19 11:41	LBD
1,1,1-Trichloroethane	ND	0.50	µg/L	1		SW-846 8260C	9/23/19	9/23/19 11:41	LBD
1,1,2-Trichloroethane	ND	0.50	µg/L	1		SW-846 8260C	9/23/19	9/23/19 11:41	LBD
Trichloroethylene	ND	1.0	µg/L	1		SW-846 8260C	9/23/19	9/23/19 11:41	LBD
Trichlorofluoromethane (Freon 11)	ND	2.0	µg/L	1		SW-846 8260C	9/23/19	9/23/19 11:41	LBD
1,2,3-Trichloropropane	ND	0.50	µg/L	1		SW-846 8260C	9/23/19	9/23/19 11:41	LBD
1,1,2-Trichloro-1,2,2-trifluoroethane (Freon 113)	ND	0.50	µg/L	1		SW-846 8260C	9/23/19	9/23/19 11:41	LBD
1,2,4-Trimethylbenzene	ND	0.50	µg/L	1		SW-846 8260C	9/23/19	9/23/19 11:41	LBD
1,3,5-Trimethylbenzene	ND	0.50	µg/L	1		SW-846 8260C	9/23/19	9/23/19 11:41	LBD
Vinyl Chloride	ND	1.0	µg/L	1		SW-846 8260C	9/23/19	9/23/19 11:41	LBD
m+p Xylene	ND	2.0	µg/L	1		SW-846 8260C	9/23/19	9/23/19 11:41	LBD
o-Xylene	ND	1.0	µg/L	1		SW-846 8260C	9/23/19	9/23/19 11:41	LBD

Surrogates	% Recovery	Recovery Limits	Flag/Qual	
1,2-Dichloroethane-d4	101	70-130		9/23/19 11:41
Toluene-d8	105	70-130		9/23/19 11:41
4-Bromofluorobenzene	99.1	70-130		9/23/19 11:41

con-test® ANALYTICAL LABORATORY
39 Spruce Street * East Longmeadow, MA 01028 * FAX 413/525-6405 * TEL. 413/525-2332

Project Location: Simsbury, CT | Sample Description: | Work Order: 19I1044

Date Received: 9/20/2019

Field Sample #: MW-101 | Sampled: 9/19/2019 10:20

Sample ID: 19I1044-03

Sample Matrix: Ground Water

Polychlorinated Biphenyls By GC/ECD

Analyte	Results	RL	Units	Dilution	Flag/Qual	Method	Date Prepared	Date/Time Analyzed	Analyst
Aroclor-1016 [1]	ND	0.15	µg/L	1		SW-846 8082A	9/24/19	9/26/19 12:01	TG
Aroclor-1221 [1]	ND	0.15	µg/L	1		SW-846 8082A	9/24/19	9/26/19 12:01	TG
Aroclor-1232 [1]	ND	0.15	µg/L	1		SW-846 8082A	9/24/19	9/26/19 12:01	TG
Aroclor-1242 [1]	ND	0.15	µg/L	1		SW-846 8082A	9/24/19	9/26/19 12:01	TG
Aroclor-1248 [1]	ND	0.15	µg/L	1		SW-846 8082A	9/24/19	9/26/19 12:01	TG
Aroclor-1254 [1]	ND	0.15	µg/L	1		SW-846 8082A	9/24/19	9/26/19 12:01	TG
Aroclor-1260 [1]	ND	0.15	µg/L	1		SW-846 8082A	9/24/19	9/26/19 12:01	TG
Aroclor-1262 [1]	ND	0.15	µg/L	1		SW-846 8082A	9/24/19	9/26/19 12:01	TG
Aroclor-1268 [1]	ND	0.15	µg/L	1		SW-846 8082A	9/24/19	9/26/19 12:01	TG

Surrogates	% Recovery	Recovery Limits	Flag/Qual	
Decachlorobiphenyl [1]	72.8	30-150		9/26/19 12:01
Decachlorobiphenyl [2]	67.7	30-150		9/26/19 12:01
Tetrachloro-m-xylene [1]	67.7	30-150		9/26/19 12:01
Tetrachloro-m-xylene [2]	63.4	30-150		9/26/19 12:01

con-test® ANALYTICAL LABORATORY
39 Spruce Street * East Longmeadow, MA 01028 * FAX 413/525-6405 * TEL. 413/525-2332

Project Location: Simsbury, CT | Sample Description: | Work Order: 19I1044

Date Received: 9/20/2019

Field Sample #: MW-101 | Sampled: 9/19/2019 10:20

Sample ID: 19I1044-03

Sample Matrix: Ground Water

Petroleum Hydrocarbons Analyses

Analyte	Results	RL	Units	Dilution	Flag/Qual	Method	Date Prepared	Date/Time Analyzed	Analyst
CT ETPH	0.30	0.15	mg/L	1		CTDEP ETPH	9/23/19	9/25/19 20:05	RDD

Surrogates	% Recovery	Recovery Limits	Flag/Qual				
2-Fluorobiphenyl	94.1	50-150				9/25/19 20:05	

con-test® ANALYTICAL LABORATORY
39 Spruce Street * East Longmeadow, MA 01028 * FAX 413/525-6405 * TEL. 413/525-2332

Project Location: Simsbury, CT | Sample Description: | Work Order: 19I1044

Date Received: 9/20/2019

Field Sample #: MW-101 | Sampled: 9/19/2019 10:20

Sample ID: 19I1044-03

Sample Matrix: Ground Water

Metals Analyses (Total)

Analyte	Results	RL	Units	Dilution	Flag/Qual	Method	Date Prepared	Date/Time Analyzed	Analyst
Arsenic	ND	0.80	µg/L	1		SW-846 6020B	9/23/19	9/24/19 13:24	QNW
Barium	22	10	µg/L	1		SW-846 6020B	9/23/19	9/24/19 13:24	QNW
Cadmium	ND	0.20	µg/L	1		SW-846 6020B	9/23/19	9/24/19 13:24	QNW
Chromium	1.5	1.0	µg/L	1		SW-846 6020B	9/23/19	9/24/19 13:24	QNW
Lead	0.72	0.50	µg/L	1		SW-846 6020B	9/23/19	9/24/19 13:24	QNW
Mercury	ND	0.00010	mg/L	1		SW-846 7470A	9/24/19	9/25/19 9:08	CJV
Selenium	ND	5.0	µg/L	1		SW-846 6020B	9/23/19	9/24/19 13:24	QNW
Silver	ND	0.20	µg/L	1		SW-846 6020B	9/23/19	9/24/19 13:24	QNW

con-test® ANALYTICAL LABORATORY
39 Spruce Street * East Longmeadow, MA 01028 * FAX 413/525-6405 * TEL. 413/525-2332

Project Location: Simsbury, CT | Sample Description: | Work Order: 19I1044

Date Received: 9/20/2019

Field Sample #: MW-6 | Sampled: 9/19/2019 11:15

Sample ID: 19I1044-04

Sample Matrix: Ground Water

Volatile Organic Compounds by GC/MS

Analyte	Results	RL	Units	Dilution	Flag/Qual	Method	Date Prepared	Date/Time Analyzed	Analyst
Acetone	ND	10	µg/L	1		SW-846 8260C	9/23/19	9/23/19 12:12	LBD
Acrylonitrile	ND	2.0	µg/L	1		SW-846 8260C	9/23/19	9/23/19 12:12	LBD
Benzene	ND	0.50	µg/L	1		SW-846 8260C	9/23/19	9/23/19 12:12	LBD
Bromobenzene	ND	0.50	µg/L	1		SW-846 8260C	9/23/19	9/23/19 12:12	LBD
Bromodichloromethane	ND	0.50	µg/L	1		SW-846 8260C	9/23/19	9/23/19 12:12	LBD
Bromoform	ND	0.50	µg/L	1		SW-846 8260C	9/23/19	9/23/19 12:12	LBD
Bromomethane	ND	5.0	µg/L	1	V-05	SW-846 8260C	9/23/19	9/23/19 12:12	LBD
2-Butanone (MEK)	ND	5.0	µg/L	1		SW-846 8260C	9/23/19	9/23/19 12:12	LBD
n-Butylbenzene	ND	1.0	µg/L	1		SW-846 8260C	9/23/19	9/23/19 12:12	LBD
sec-Butylbenzene	ND	1.0	µg/L	1		SW-846 8260C	9/23/19	9/23/19 12:12	LBD
tert-Butylbenzene	ND	1.0	µg/L	1		SW-846 8260C	9/23/19	9/23/19 12:12	LBD
Carbon Disulfide	ND	5.0	µg/L	1		SW-846 8260C	9/23/19	9/23/19 12:12	LBD
Carbon Tetrachloride	ND	0.50	µg/L	1		SW-846 8260C	9/23/19	9/23/19 12:12	LBD
Chlorobenzene	ND	0.50	µg/L	1		SW-846 8260C	9/23/19	9/23/19 12:12	LBD
Chlorodibromomethane	ND	0.50	µg/L	1		SW-846 8260C	9/23/19	9/23/19 12:12	LBD
Chloroethane	ND	0.50	µg/L	1		SW-846 8260C	9/23/19	9/23/19 12:12	LBD
Chloroform	ND	0.50	µg/L	1		SW-846 8260C	9/23/19	9/23/19 12:12	LBD
Chloromethane	ND	0.60	µg/L	1	L-03, V-05	SW-846 8260C	9/23/19	9/23/19 12:12	LBD
2-Chlorotoluene	ND	0.50	µg/L	1		SW-846 8260C	9/23/19	9/23/19 12:12	LBD
4-Chlorotoluene	ND	0.50	µg/L	1		SW-846 8260C	9/23/19	9/23/19 12:12	LBD
1,2-Dibromo-3-chloropropane (DBCP)	ND	1.0	µg/L	1		SW-846 8260C	9/23/19	9/23/19 12:12	LBD
1,2-Dibromoethane (EDB)	ND	0.50	µg/L	1		SW-846 8260C	9/23/19	9/23/19 12:12	LBD
Dibromomethane	ND	0.50	µg/L	1		SW-846 8260C	9/23/19	9/23/19 12:12	LBD
1,2-Dichlorobenzene	ND	0.50	µg/L	1		SW-846 8260C	9/23/19	9/23/19 12:12	LBD
1,3-Dichlorobenzene	ND	0.50	µg/L	1		SW-846 8260C	9/23/19	9/23/19 12:12	LBD
1,4-Dichlorobenzene	ND	0.50	µg/L	1		SW-846 8260C	9/23/19	9/23/19 12:12	LBD
trans-1,4-Dichloro-2-butene	ND	2.0	µg/L	1		SW-846 8260C	9/23/19	9/23/19 12:12	LBD
Dichlorodifluoromethane (Freon 12)	ND	0.50	µg/L	1		SW-846 8260C	9/23/19	9/23/19 12:12	LBD
1,1-Dichloroethane	ND	0.50	µg/L	1		SW-846 8260C	9/23/19	9/23/19 12:12	LBD
1,2-Dichloroethane	ND	0.50	µg/L	1		SW-846 8260C	9/23/19	9/23/19 12:12	LBD
1,1-Dichloroethylene	ND	0.50	µg/L	1		SW-846 8260C	9/23/19	9/23/19 12:12	LBD
cis-1,2-Dichloroethylene	ND	0.50	µg/L	1		SW-846 8260C	9/23/19	9/23/19 12:12	LBD
trans-1,2-Dichloroethylene	ND	1.0	µg/L	1		SW-846 8260C	9/23/19	9/23/19 12:12	LBD
1,2-Dichloropropane	ND	0.50	µg/L	1		SW-846 8260C	9/23/19	9/23/19 12:12	LBD
1,3-Dichloropropane	ND	0.50	µg/L	1		SW-846 8260C	9/23/19	9/23/19 12:12	LBD
2,2-Dichloropropane	ND	0.50	µg/L	1		SW-846 8260C	9/23/19	9/23/19 12:12	LBD
1,1-Dichloropropene	ND	0.50	µg/L	1		SW-846 8260C	9/23/19	9/23/19 12:12	LBD
cis-1,3-Dichloropropene	ND	0.50	µg/L	1		SW-846 8260C	9/23/19	9/23/19 12:12	LBD
trans-1,3-Dichloropropene	ND	0.50	µg/L	1		SW-846 8260C	9/23/19	9/23/19 12:12	LBD
Ethylbenzene	ND	0.50	µg/L	1		SW-846 8260C	9/23/19	9/23/19 12:12	LBD
Hexachlorobutadiene	ND	0.60	µg/L	1		SW-846 8260C	9/23/19	9/23/19 12:12	LBD
2-Hexanone (MBK)	ND	5.0	µg/L	1		SW-846 8260C	9/23/19	9/23/19 12:12	LBD
Isopropylbenzene (Cumene)	ND	0.50	µg/L	1		SW-846 8260C	9/23/19	9/23/19 12:12	LBD
p-Isopropyltoluene (p-Cymene)	ND	0.50	µg/L	1		SW-846 8260C	9/23/19	9/23/19 12:12	LBD

con-test® ANALYTICAL LABORATORY
39 Spruce Street * East Longmeadow, MA 01028 * FAX 413/525-6405 * TEL. 413/525-2332

Project Location: Simsbury, CT | Sample Description: | Work Order: 19I1044

Date Received: 9/20/2019

Field Sample #: MW-6 | Sampled: 9/19/2019 11:15

Sample ID: 19I1044-04

Sample Matrix: Ground Water

Volatile Organic Compounds by GC/MS

Analyte	Results	RL	Units	Dilution	Flag/Qual	Method	Date Prepared	Date/Time Analyzed	Analyst
Methyl tert-Butyl Ether (MTBE)	ND	0.50	µg/L	1		SW-846 8260C	9/23/19	9/23/19 12:12	LBD
Methylene Chloride	ND	5.0	µg/L	1		SW-846 8260C	9/23/19	9/23/19 12:12	LBD
4-Methyl-2-pentanone (MIBK)	ND	5.0	µg/L	1		SW-846 8260C	9/23/19	9/23/19 12:12	LBD
Naphthalene	ND	2.0	µg/L	1		SW-846 8260C	9/23/19	9/23/19 12:12	LBD
n-Propylbenzene	ND	1.0	µg/L	1		SW-846 8260C	9/23/19	9/23/19 12:12	LBD
Styrene	ND	1.0	µg/L	1		SW-846 8260C	9/23/19	9/23/19 12:12	LBD
1,1,1,2-Tetrachloroethane	ND	0.50	µg/L	1		SW-846 8260C	9/23/19	9/23/19 12:12	LBD
1,1,2,2-Tetrachloroethane	ND	0.50	µg/L	1		SW-846 8260C	9/23/19	9/23/19 12:12	LBD
Tetrachloroethylene	ND	1.0	µg/L	1		SW-846 8260C	9/23/19	9/23/19 12:12	LBD
Tetrahydrofuran	ND	10	µg/L	1		SW-846 8260C	9/23/19	9/23/19 12:12	LBD
Toluene	ND	1.0	µg/L	1		SW-846 8260C	9/23/19	9/23/19 12:12	LBD
1,2,3-Trichlorobenzene	ND	1.0	µg/L	1		SW-846 8260C	9/23/19	9/23/19 12:12	LBD
1,2,4-Trichlorobenzene	ND	0.50	µg/L	1		SW-846 8260C	9/23/19	9/23/19 12:12	LBD
1,1,1-Trichloroethane	ND	0.50	µg/L	1		SW-846 8260C	9/23/19	9/23/19 12:12	LBD
1,1,2-Trichloroethane	ND	0.50	µg/L	1		SW-846 8260C	9/23/19	9/23/19 12:12	LBD
Trichloroethylene	ND	1.0	µg/L	1		SW-846 8260C	9/23/19	9/23/19 12:12	LBD
Trichlorofluoromethane (Freon 11)	ND	2.0	µg/L	1		SW-846 8260C	9/23/19	9/23/19 12:12	LBD
1,2,3-Trichloropropane	ND	0.50	µg/L	1		SW-846 8260C	9/23/19	9/23/19 12:12	LBD
1,1,2-Trichloro-1,2,2-trifluoroethane (Freon 113)	ND	0.50	µg/L	1		SW-846 8260C	9/23/19	9/23/19 12:12	LBD
1,2,4-Trimethylbenzene	ND	0.50	µg/L	1		SW-846 8260C	9/23/19	9/23/19 12:12	LBD
1,3,5-Trimethylbenzene	ND	0.50	µg/L	1		SW-846 8260C	9/23/19	9/23/19 12:12	LBD
Vinyl Chloride	ND	1.0	µg/L	1		SW-846 8260C	9/23/19	9/23/19 12:12	LBD
m+p Xylene	ND	2.0	µg/L	1		SW-846 8260C	9/23/19	9/23/19 12:12	LBD
o-Xylene	ND	1.0	µg/L	1		SW-846 8260C	9/23/19	9/23/19 12:12	LBD

Surrogates	% Recovery	Recovery Limits	Flag/Qual	
1,2-Dichloroethane-d4	101	70-130		9/23/19 12:12
Toluene-d8	106	70-130		9/23/19 12:12
4-Bromofluorobenzene	102	70-130		9/23/19 12:12

con-test® ANALYTICAL LABORATORY
39 Spruce Street * East Longmeadow, MA 01028 * FAX 413/525-6405 * TEL. 413/525-2332

Project Location: Simsbury, CT | Sample Description: | Work Order: 19I1044

Date Received: 9/20/2019

Field Sample #: MW-6 | Sampled: 9/19/2019 11:15

Sample ID: 19I1044-04

Sample Matrix: Ground Water

Semivolatile Organic Compounds by GC/MS

Analyte	Results	RL	Units	Dilution	Flag/Qual	Method	Date Prepared	Date/Time Analyzed	Analyst
Acenaphthene (SIM)	ND	0.29	µg/L	1		SW-846 8270D	9/25/19	9/26/19 13:51	IMR
Acenaphthylene (SIM)	ND	0.19	µg/L	1		SW-846 8270D	9/25/19	9/26/19 13:51	IMR
Anthracene (SIM)	ND	0.19	µg/L	1		SW-846 8270D	9/25/19	9/26/19 13:51	IMR
Benzo(a)anthracene (SIM)	ND	0.049	µg/L	1		SW-846 8270D	9/25/19	9/26/19 13:51	IMR
Benzo(a)pyrene (SIM)	ND	0.097	µg/L	1		SW-846 8270D	9/25/19	9/26/19 13:51	IMR
Benzo(b)fluoranthene (SIM)	ND	0.049	µg/L	1		SW-846 8270D	9/25/19	9/26/19 13:51	IMR
Benzo(g,h,i)perylene (SIM)	ND	0.49	µg/L	1		SW-846 8270D	9/25/19	9/26/19 13:51	IMR
Benzo(k)fluoranthene (SIM)	ND	0.19	µg/L	1		SW-846 8270D	9/25/19	9/26/19 13:51	IMR
Chrysene (SIM)	ND	0.19	µg/L	1		SW-846 8270D	9/25/19	9/26/19 13:51	IMR
Dibenz(a,h)anthracene (SIM)	ND	0.097	µg/L	1		SW-846 8270D	9/25/19	9/26/19 13:51	IMR
Fluoranthene (SIM)	ND	0.49	µg/L	1		SW-846 8270D	9/25/19	9/26/19 13:51	IMR
Fluorene (SIM)	ND	0.97	µg/L	1		SW-846 8270D	9/25/19	9/26/19 13:51	IMR
Indeno(1,2,3-cd)pyrene (SIM)	ND	0.097	µg/L	1		SW-846 8270D	9/25/19	9/26/19 13:51	IMR
2-Methylnaphthalene (SIM)	ND	0.97	µg/L	1		SW-846 8270D	9/25/19	9/26/19 13:51	IMR
Naphthalene (SIM)	ND	0.97	µg/L	1		SW-846 8270D	9/25/19	9/26/19 13:51	IMR
Phenanthrene (SIM)	ND	0.049	µg/L	1		SW-846 8270D	9/25/19	9/26/19 13:51	IMR
Pyrene (SIM)	ND	0.97	µg/L	1		SW-846 8270D	9/25/19	9/26/19 13:51	IMR

Surrogates	% Recovery	Recovery Limits	Flag/Qual	
Nitrobenzene-d5	73.8	30-130		9/26/19 13:51
2-Fluorobiphenyl	48.2	30-130		9/26/19 13:51
p-Terphenyl-d14	62.2	30-130		9/26/19 13:51

con-test® ANALYTICAL LABORATORY
39 Spruce Street * East Longmeadow, MA 01028 * FAX 413/525-6405 * TEL. 413/525-2332

Project Location: Simsbury, CT | Sample Description: | Work Order: 19I1044

Date Received: 9/20/2019

Field Sample #: MW-6 | Sampled: 9/19/2019 11:15

Sample ID: 19I1044-04

Sample Matrix: Ground Water

Petroleum Hydrocarbons Analyses

Analyte	Results	RL	Units	Dilution	Flag/Qual	Method	Date Prepared	Date/Time Analyzed	Analyst
CT ETPH	0.19	0.15	mg/L	1		CTDEP ETPH	9/23/19	9/25/19 20:05	RDD

Surrogates	% Recovery	Recovery Limits	Flag/Qual				
2-Fluorobiphenyl	88.6	50-150				9/25/19 20:05	

con-test® ANALYTICAL LABORATORY
39 Spruce Street * East Longmeadow, MA 01028 * FAX 413/525-6405 * TEL. 413/525-2332

Project Location: Simsbury, CT | Sample Description: | Work Order: 19I1044

Date Received: 9/20/2019

Field Sample #: MW-16 | Sampled: 9/19/2019 12:50

Sample ID: 19I1044-05

Sample Matrix: Ground Water

Semivolatile Organic Compounds by GC/MS

Analyte	Results	RL	Units	Dilution	Flag/Qual	Method	Date Prepared	Date/Time Analyzed	Analyst
Acenaphthene (SIM)	ND	0.29	µg/L	1		SW-846 8270D	9/25/19	9/26/19 11:15	CLA
Acenaphthylene (SIM)	ND	0.29	µg/L	1		SW-846 8270D	9/25/19	9/26/19 11:15	CLA
Aniline	ND	5.0	µg/L	1		SW-846 8270D	9/25/19	9/27/19 11:33	KLB
Anthracene (SIM)	ND	0.19	µg/L	1		SW-846 8270D	9/25/19	9/26/19 11:15	CLA
Benzo(a)anthracene (SIM)	ND	0.048	µg/L	1		SW-846 8270D	9/25/19	9/26/19 11:15	CLA
Benzo(a)pyrene (SIM)	ND	0.096	µg/L	1		SW-846 8270D	9/25/19	9/26/19 11:15	CLA
Benzo(b)fluoranthene (SIM)	ND	0.048	µg/L	1		SW-846 8270D	9/25/19	9/26/19 11:15	CLA
Benzo(g,h,i)perylene (SIM)	ND	0.48	µg/L	1		SW-846 8270D	9/25/19	9/26/19 11:15	CLA
Benzo(k)fluoranthene (SIM)	ND	0.19	µg/L	1		SW-846 8270D	9/25/19	9/26/19 11:15	CLA
Bis(2-chloroethoxy)methane	ND	10	µg/L	1	R-05	SW-846 8270D	9/25/19	9/27/19 11:33	KLB
Bis(2-chloroethyl)ether	ND	10	µg/L	1		SW-846 8270D	9/25/19	9/27/19 11:33	KLB
Bis(2-chloroisopropyl)ether	ND	10	µg/L	1		SW-846 8270D	9/25/19	9/27/19 11:33	KLB
Bis(2-Ethylhexyl)phthalate	ND	10	µg/L	1		SW-846 8270D	9/25/19	9/27/19 11:33	KLB
4-Bromophenylphenylether	ND	10	µg/L	1		SW-846 8270D	9/25/19	9/27/19 11:33	KLB
Butylbenzylphthalate	ND	10	µg/L	1		SW-846 8270D	9/25/19	9/27/19 11:33	KLB
Carbazole	ND	10	µg/L	1		SW-846 8270D	9/25/19	9/27/19 11:33	KLB
4-Chloroaniline	ND	10	µg/L	1	V-34	SW-846 8270D	9/25/19	9/27/19 11:33	KLB
4-Chloro-3-methylphenol	ND	10	µg/L	1		SW-846 8270D	9/25/19	9/27/19 11:33	KLB
2-Chloronaphthalene	ND	10	µg/L	1		SW-846 8270D	9/25/19	9/27/19 11:33	KLB
2-Chlorophenol	ND	10	µg/L	1		SW-846 8270D	9/25/19	9/27/19 11:33	KLB
4-Chlorophenylphenylether	ND	10	µg/L	1		SW-846 8270D	9/25/19	9/27/19 11:33	KLB
Chrysene (SIM)	ND	0.19	µg/L	1		SW-846 8270D	9/25/19	9/26/19 11:15	CLA
Dibenz(a,h)anthracene (SIM)	ND	0.19	µg/L	1		SW-846 8270D	9/25/19	9/26/19 11:15	CLA
Dibenzofuran	ND	5.0	µg/L	1		SW-846 8270D	9/25/19	9/27/19 11:33	KLB
Di-n-butylphthalate	ND	10	µg/L	1		SW-846 8270D	9/25/19	9/27/19 11:33	KLB
3,3-Dichlorobenzidine	ND	10	µg/L	1	V-34	SW-846 8270D	9/25/19	9/27/19 11:33	KLB
2,4-Dichlorophenol	ND	10	µg/L	1		SW-846 8270D	9/25/19	9/27/19 11:33	KLB
Diethylphthalate	ND	10	µg/L	1		SW-846 8270D	9/25/19	9/27/19 11:33	KLB
2,4-Dimethylphenol	ND	10	µg/L	1	R-05	SW-846 8270D	9/25/19	9/27/19 11:33	KLB
Dimethylphthalate	ND	10	µg/L	1		SW-846 8270D	9/25/19	9/27/19 11:33	KLB
4,6-Dinitro-2-methylphenol	ND	10	µg/L	1		SW-846 8270D	9/25/19	9/27/19 11:33	KLB
2,4-Dinitrophenol	ND	10	µg/L	1		SW-846 8270D	9/25/19	9/27/19 11:33	KLB
2,4-Dinitrotoluene	ND	10	µg/L	1		SW-846 8270D	9/25/19	9/27/19 11:33	KLB
2,6-Dinitrotoluene	ND	10	µg/L	1		SW-846 8270D	9/25/19	9/27/19 11:33	KLB
Di-n-octylphthalate	ND	10	µg/L	1		SW-846 8270D	9/25/19	9/27/19 11:33	KLB
Fluoranthene (SIM)	ND	0.48	µg/L	1		SW-846 8270D	9/25/19	9/26/19 11:15	CLA
Fluorene (SIM)	ND	0.96	µg/L	1		SW-846 8270D	9/25/19	9/26/19 11:15	CLA
Hexachlorobenzene	ND	10	µg/L	1		SW-846 8270D	9/25/19	9/27/19 11:33	KLB
Hexachlorobutadiene	ND	10	µg/L	1		SW-846 8270D	9/25/19	9/27/19 11:33	KLB
Hexachlorocyclopentadiene	ND	10	µg/L	1		SW-846 8270D	9/25/19	9/27/19 11:33	KLB
Hexachloroethane	ND	10	µg/L	1		SW-846 8270D	9/25/19	9/27/19 11:33	KLB
Indeno(1,2,3-cd)pyrene (SIM)	ND	0.19	µg/L	1		SW-846 8270D	9/25/19	9/26/19 11:15	CLA
Isophorone	ND	10	µg/L	1	R-05	SW-846 8270D	9/25/19	9/27/19 11:33	KLB
2-Methylnaphthalene (SIM)	ND	0.96	µg/L	1		SW-846 8270D	9/25/19	9/26/19 11:15	CLA

con-test® ANALYTICAL LABORATORY
39 Spruce Street * East Longmeadow, MA 01028 * FAX 413/525-6405 * TEL. 413/525-2332

Project Location: Simsbury, CT | Sample Description: | Work Order: 19I1044

Date Received: 9/20/2019

Field Sample #: MW-16 | Sampled: 9/19/2019 12:50

Sample ID: 19I1044-05

Sample Matrix: Ground Water

Semivolatile Organic Compounds by GC/MS

Analyte	Results	RL	Units	Dilution	Flag/Qual	Method	Date Prepared	Date/Time Analyzed	Analyst
2-Methylphenol	ND	10	µg/L	1		SW-846 8270D	9/25/19	9/27/19 11:33	KLB
3/4-Methylphenol	ND	10	µg/L	1		SW-846 8270D	9/25/19	9/27/19 11:33	KLB
Naphthalene (SIM)	ND	0.96	µg/L	1		SW-846 8270D	9/25/19	9/26/19 11:15	CLA
2-Nitroaniline	ND	10	µg/L	1	V-35	SW-846 8270D	9/25/19	9/27/19 11:33	KLB
3-Nitroaniline	ND	10	µg/L	1		SW-846 8270D	9/25/19	9/27/19 11:33	KLB
4-Nitroaniline	ND	10	µg/L	1		SW-846 8270D	9/25/19	9/27/19 11:33	KLB
Pentachlorophenol (SIM)	ND	0.96	µg/L	1		SW-846 8270D	9/25/19	9/26/19 11:15	CLA
Nitrobenzene	ND	10	µg/L	1	R-05	SW-846 8270D	9/25/19	9/27/19 11:33	KLB
2-Nitrophenol	ND	10	µg/L	1	R-05	SW-846 8270D	9/25/19	9/27/19 11:33	KLB
4-Nitrophenol	ND	10	µg/L	1		SW-846 8270D	9/25/19	9/27/19 11:33	KLB
N-Nitrosodiphenylamine/Diphenylamine	ND	10	µg/L	1		SW-846 8270D	9/25/19	9/27/19 11:33	KLB
N-Nitrosodi-n-propylamine	ND	10	µg/L	1		SW-846 8270D	9/25/19	9/27/19 11:33	KLB
Pentachloronitrobenzene	ND	10	µg/L	1	V-16	SW-846 8270D	9/25/19	9/27/19 11:33	KLB
Pentachlorophenol	ND	10	µg/L	1		SW-846 8270D	9/25/19	9/27/19 11:33	KLB
Phenanthrene (SIM)	ND	0.048	µg/L	1		SW-846 8270D	9/25/19	9/26/19 11:15	CLA
Phenol	ND	10	µg/L	1		SW-846 8270D	9/25/19	9/27/19 11:33	KLB
Pyrene (SIM)	ND	0.96	µg/L	1		SW-846 8270D	9/25/19	9/26/19 11:15	CLA
Pyridine	ND	5.0	µg/L	1		SW-846 8270D	9/25/19	9/27/19 11:33	KLB
1,2,4,5-Tetrachlorobenzene	ND	10	µg/L	1		SW-846 8270D	9/25/19	9/27/19 11:33	KLB
1,2,4-Trichlorobenzene	ND	5.0	µg/L	1		SW-846 8270D	9/25/19	9/27/19 11:33	KLB
2,4,5-Trichlorophenol	ND	10	µg/L	1		SW-846 8270D	9/25/19	9/27/19 11:33	KLB
2,4,6-Trichlorophenol	ND	10	µg/L	1		SW-846 8270D	9/25/19	9/27/19 11:33	KLB

Surrogates	% Recovery		Recovery Limits	Flag/Qual	
2-Fluorophenol	41.8		15-110		9/27/19 11:33
2-Fluorophenol (SIM)	35.8		15-110		9/26/19 11:15
Phenol-d6	30.2		15-110		9/27/19 11:33
Phenol-d6 (SIM)	27.2		15-110		9/26/19 11:15
Nitrobenzene-d5	58.0		30-130		9/26/19 11:15
Nitrobenzene-d5	71.2		30-130		9/27/19 11:33
2-Fluorobiphenyl	44.4		30-130		9/26/19 11:15
2-Fluorobiphenyl	77.0		30-130		9/27/19 11:33
2,4,6-Tribromophenol	**119**	*	15-110	S-07	9/27/19 11:33
2,4,6-Tribromophenol (SIM)	84.6		15-110		9/26/19 11:15
p-Terphenyl-d14	57.6		30-130		9/26/19 11:15
p-Terphenyl-d14	105		30-130		9/27/19 11:33

con-test® ANALYTICAL LABORATORY
39 Spruce Street * East Longmeadow, MA 01028 * FAX 413/525-6405 * TEL. 413/525-2332

Project Location: Simsbury, CT | Sample Description: | Work Order: 19I1044

Date Received: 9/20/2019

Field Sample #: MW-16 | Sampled: 9/19/2019 12:50

Sample ID: 19I1044-05

Sample Matrix: Ground Water

Petroleum Hydrocarbons Analyses

Analyte	Results	RL	Units	Dilution	Flag/Qual	Method	Date Prepared	Date/Time Analyzed	Analyst
CT ETPH	0.16	0.15	mg/L	1		CTDEP ETPH	9/23/19	9/25/19 19:45	RDD

Surrogates	% Recovery	Recovery Limits	Flag/Qual	
2-Fluorobiphenyl	85.5	50-150		9/25/19 19:45

con-test® ANALYTICAL LABORATORY
39 Spruce Street * East Longmeadow, MA 01028 * FAX 413/525-6405 * TEL. 413/525-2332

Project Location: Simsbury, CT | Sample Description: | Work Order: 19I1044

Date Received: 9/20/2019

Field Sample #: DUP-1 | Sampled: 9/19/2019 00:00

Sample ID: 19I1044-06

Sample Matrix: Ground Water

Volatile Organic Compounds by GC/MS

Analyte	Results	RL	Units	Dilution	Flag/Qual	Method	Date Prepared	Date/Time Analyzed	Analyst
Acetone	ND	10	µg/L	1		SW-846 8260C	9/23/19	9/23/19 12:42	LBD
Acrylonitrile	ND	2.0	µg/L	1		SW-846 8260C	9/23/19	9/23/19 12:42	LBD
Benzene	ND	0.50	µg/L	1		SW-846 8260C	9/23/19	9/23/19 12:42	LBD
Bromobenzene	ND	0.50	µg/L	1		SW-846 8260C	9/23/19	9/23/19 12:42	LBD
Bromodichloromethane	ND	0.50	µg/L	1		SW-846 8260C	9/23/19	9/23/19 12:42	LBD
Bromoform	ND	0.50	µg/L	1		SW-846 8260C	9/23/19	9/23/19 12:42	LBD
Bromomethane	ND	5.0	µg/L	1	V-05	SW-846 8260C	9/23/19	9/23/19 12:42	LBD
2-Butanone (MEK)	ND	5.0	µg/L	1		SW-846 8260C	9/23/19	9/23/19 12:42	LBD
n-Butylbenzene	ND	1.0	µg/L	1		SW-846 8260C	9/23/19	9/23/19 12:42	LBD
sec-Butylbenzene	ND	1.0	µg/L	1		SW-846 8260C	9/23/19	9/23/19 12:42	LBD
tert-Butylbenzene	ND	1.0	µg/L	1		SW-846 8260C	9/23/19	9/23/19 12:42	LBD
Carbon Disulfide	ND	5.0	µg/L	1		SW-846 8260C	9/23/19	9/23/19 12:42	LBD
Carbon Tetrachloride	ND	0.50	µg/L	1		SW-846 8260C	9/23/19	9/23/19 12:42	LBD
Chlorobenzene	ND	0.50	µg/L	1		SW-846 8260C	9/23/19	9/23/19 12:42	LBD
Chlorodibromomethane	ND	0.50	µg/L	1		SW-846 8260C	9/23/19	9/23/19 12:42	LBD
Chloroethane	ND	0.50	µg/L	1		SW-846 8260C	9/23/19	9/23/19 12:42	LBD
Chloroform	ND	0.50	µg/L	1		SW-846 8260C	9/23/19	9/23/19 12:42	LBD
Chloromethane	ND	0.60	µg/L	1	L-03, V-05	SW-846 8260C	9/23/19	9/23/19 12:42	LBD
2-Chlorotoluene	ND	0.50	µg/L	1		SW-846 8260C	9/23/19	9/23/19 12:42	LBD
4-Chlorotoluene	ND	0.50	µg/L	1		SW-846 8260C	9/23/19	9/23/19 12:42	LBD
1,2-Dibromo-3-chloropropane (DBCP)	ND	1.0	µg/L	1		SW-846 8260C	9/23/19	9/23/19 12:42	LBD
1,2-Dibromoethane (EDB)	ND	0.50	µg/L	1		SW-846 8260C	9/23/19	9/23/19 12:42	LBD
Dibromomethane	ND	0.50	µg/L	1		SW-846 8260C	9/23/19	9/23/19 12:42	LBD
1,2-Dichlorobenzene	ND	0.50	µg/L	1		SW-846 8260C	9/23/19	9/23/19 12:42	LBD
1,3-Dichlorobenzene	ND	0.50	µg/L	1		SW-846 8260C	9/23/19	9/23/19 12:42	LBD
1,4-Dichlorobenzene	ND	0.50	µg/L	1		SW-846 8260C	9/23/19	9/23/19 12:42	LBD
trans-1,4-Dichloro-2-butene	ND	2.0	µg/L	1		SW-846 8260C	9/23/19	9/23/19 12:42	LBD
Dichlorodifluoromethane (Freon 12)	ND	0.50	µg/L	1		SW-846 8260C	9/23/19	9/23/19 12:42	LBD
1,1-Dichloroethane	ND	0.50	µg/L	1		SW-846 8260C	9/23/19	9/23/19 12:42	LBD
1,2-Dichloroethane	ND	0.50	µg/L	1		SW-846 8260C	9/23/19	9/23/19 12:42	LBD
1,1-Dichloroethylene	ND	0.50	µg/L	1		SW-846 8260C	9/23/19	9/23/19 12:42	LBD
cis-1,2-Dichloroethylene	ND	0.50	µg/L	1		SW-846 8260C	9/23/19	9/23/19 12:42	LBD
trans-1,2-Dichloroethylene	ND	1.0	µg/L	1		SW-846 8260C	9/23/19	9/23/19 12:42	LBD
1,2-Dichloropropane	ND	0.50	µg/L	1		SW-846 8260C	9/23/19	9/23/19 12:42	LBD
1,3-Dichloropropane	ND	0.50	µg/L	1		SW-846 8260C	9/23/19	9/23/19 12:42	LBD
2,2-Dichloropropane	ND	0.50	µg/L	1		SW-846 8260C	9/23/19	9/23/19 12:42	LBD
1,1-Dichloropropene	ND	0.50	µg/L	1		SW-846 8260C	9/23/19	9/23/19 12:42	LBD
cis-1,3-Dichloropropene	ND	0.50	µg/L	1		SW-846 8260C	9/23/19	9/23/19 12:42	LBD
trans-1,3-Dichloropropene	ND	0.50	µg/L	1		SW-846 8260C	9/23/19	9/23/19 12:42	LBD
Ethylbenzene	ND	0.50	µg/L	1		SW-846 8260C	9/23/19	9/23/19 12:42	LBD
Hexachlorobutadiene	ND	0.60	µg/L	1		SW-846 8260C	9/23/19	9/23/19 12:42	LBD
2-Hexanone (MBK)	ND	5.0	µg/L	1		SW-846 8260C	9/23/19	9/23/19 12:42	LBD
Isopropylbenzene (Cumene)	ND	0.50	µg/L	1		SW-846 8260C	9/23/19	9/23/19 12:42	LBD
p-Isopropyltoluene (p-Cymene)	ND	0.50	µg/L	1		SW-846 8260C	9/23/19	9/23/19 12:42	LBD

con-test® ANALYTICAL LABORATORY
39 Spruce Street * East Longmeadow, MA 01028 * FAX 413/525-6405 * TEL. 413/525-2332

Project Location: Simsbury, CT | Sample Description: | Work Order: 19I1044

Date Received: 9/20/2019

Field Sample #: DUP-1 | Sampled: 9/19/2019 00:00

Sample ID: 19I1044-06

Sample Matrix: Ground Water

Volatile Organic Compounds by GC/MS

Analyte	Results	RL	Units	Dilution	Flag/Qual	Method	Date Prepared	Date/Time Analyzed	Analyst
Methyl tert-Butyl Ether (MTBE)	ND	0.50	µg/L	1		SW-846 8260C	9/23/19	9/23/19 12:42	LBD
Methylene Chloride	ND	5.0	µg/L	1		SW-846 8260C	9/23/19	9/23/19 12:42	LBD
4-Methyl-2-pentanone (MIBK)	ND	5.0	µg/L	1		SW-846 8260C	9/23/19	9/23/19 12:42	LBD
Naphthalene	ND	2.0	µg/L	1		SW-846 8260C	9/23/19	9/23/19 12:42	LBD
n-Propylbenzene	ND	1.0	µg/L	1		SW-846 8260C	9/23/19	9/23/19 12:42	LBD
Styrene	ND	1.0	µg/L	1		SW-846 8260C	9/23/19	9/23/19 12:42	LBD
1,1,1,2-Tetrachloroethane	ND	0.50	µg/L	1		SW-846 8260C	9/23/19	9/23/19 12:42	LBD
1,1,2,2-Tetrachloroethane	ND	0.50	µg/L	1		SW-846 8260C	9/23/19	9/23/19 12:42	LBD
Tetrachloroethylene	ND	1.0	µg/L	1		SW-846 8260C	9/23/19	9/23/19 12:42	LBD
Tetrahydrofuran	ND	10	µg/L	1		SW-846 8260C	9/23/19	9/23/19 12:42	LBD
Toluene	ND	1.0	µg/L	1		SW-846 8260C	9/23/19	9/23/19 12:42	LBD
1,2,3-Trichlorobenzene	ND	1.0	µg/L	1		SW-846 8260C	9/23/19	9/23/19 12:42	LBD
1,2,4-Trichlorobenzene	ND	0.50	µg/L	1		SW-846 8260C	9/23/19	9/23/19 12:42	LBD
1,1,1-Trichloroethane	ND	0.50	µg/L	1		SW-846 8260C	9/23/19	9/23/19 12:42	LBD
1,1,2-Trichloroethane	ND	0.50	µg/L	1		SW-846 8260C	9/23/19	9/23/19 12:42	LBD
Trichloroethylene	ND	1.0	µg/L	1		SW-846 8260C	9/23/19	9/23/19 12:42	LBD
Trichlorofluoromethane (Freon 11)	ND	2.0	µg/L	1		SW-846 8260C	9/23/19	9/23/19 12:42	LBD
1,2,3-Trichloropropane	ND	0.50	µg/L	1		SW-846 8260C	9/23/19	9/23/19 12:42	LBD
1,1,2-Trichloro-1,2,2-trifluoroethane (Freon 113)	ND	0.50	µg/L	1		SW-846 8260C	9/23/19	9/23/19 12:42	LBD
1,2,4-Trimethylbenzene	ND	0.50	µg/L	1		SW-846 8260C	9/23/19	9/23/19 12:42	LBD
1,3,5-Trimethylbenzene	ND	0.50	µg/L	1		SW-846 8260C	9/23/19	9/23/19 12:42	LBD
Vinyl Chloride	ND	1.0	µg/L	1		SW-846 8260C	9/23/19	9/23/19 12:42	LBD
m+p Xylene	ND	2.0	µg/L	1		SW-846 8260C	9/23/19	9/23/19 12:42	LBD
o-Xylene	ND	1.0	µg/L	1		SW-846 8260C	9/23/19	9/23/19 12:42	LBD

Surrogates	% Recovery	Recovery Limits	Flag/Qual	
1,2-Dichloroethane-d4	100	70-130		9/23/19 12:42
Toluene-d8	107	70-130		9/23/19 12:42
4-Bromofluorobenzene	102	70-130		9/23/19 12:42

con-test® ANALYTICAL LABORATORY
39 Spruce Street * East Longmeadow, MA 01028 * FAX 413/525-6405 * TEL. 413/525-2332

Project Location: Simsbury, CT | Sample Description: | Work Order: 19I1044

Date Received: 9/20/2019

Field Sample #: DUP-1 | Sampled: 9/19/2019 00:00

Sample ID: 19I1044-06

Sample Matrix: Ground Water

Semivolatile Organic Compounds by GC/MS

Analyte	Results	RL	Units	Dilution	Flag/Qual	Method	Date Prepared	Date/Time Analyzed	Analyst
Acenaphthene (SIM)	ND	0.29	µg/L	1		SW-846 8270D	9/25/19	9/26/19 14:14	IMR
Acenaphthylene (SIM)	ND	0.20	µg/L	1		SW-846 8270D	9/25/19	9/26/19 14:14	IMR
Anthracene (SIM)	ND	0.20	µg/L	1		SW-846 8270D	9/25/19	9/26/19 14:14	IMR
Benzo(a)anthracene (SIM)	ND	0.049	µg/L	1		SW-846 8270D	9/25/19	9/26/19 14:14	IMR
Benzo(a)pyrene (SIM)	ND	0.098	µg/L	1		SW-846 8270D	9/25/19	9/26/19 14:14	IMR
Benzo(b)fluoranthene (SIM)	ND	0.049	µg/L	1		SW-846 8270D	9/25/19	9/26/19 14:14	IMR
Benzo(g,h,i)perylene (SIM)	ND	0.49	µg/L	1		SW-846 8270D	9/25/19	9/26/19 14:14	IMR
Benzo(k)fluoranthene (SIM)	ND	0.20	µg/L	1		SW-846 8270D	9/25/19	9/26/19 14:14	IMR
Chrysene (SIM)	ND	0.20	µg/L	1		SW-846 8270D	9/25/19	9/26/19 14:14	IMR
Dibenz(a,h)anthracene (SIM)	ND	0.098	µg/L	1		SW-846 8270D	9/25/19	9/26/19 14:14	IMR
Fluoranthene (SIM)	ND	0.49	µg/L	1		SW-846 8270D	9/25/19	9/26/19 14:14	IMR
Fluorene (SIM)	ND	0.98	µg/L	1		SW-846 8270D	9/25/19	9/26/19 14:14	IMR
Indeno(1,2,3-cd)pyrene (SIM)	ND	0.098	µg/L	1		SW-846 8270D	9/25/19	9/26/19 14:14	IMR
2-Methylnaphthalene (SIM)	ND	0.98	µg/L	1		SW-846 8270D	9/25/19	9/26/19 14:14	IMR
Naphthalene (SIM)	ND	0.98	µg/L	1		SW-846 8270D	9/25/19	9/26/19 14:14	IMR
Phenanthrene (SIM)	ND	0.049	µg/L	1		SW-846 8270D	9/25/19	9/26/19 14:14	IMR
Pyrene (SIM)	ND	0.98	µg/L	1		SW-846 8270D	9/25/19	9/26/19 14:14	IMR

Surrogates	% Recovery	Recovery Limits	Flag/Qual	
Nitrobenzene-d5	72.4	30-130		9/26/19 14:14
2-Fluorobiphenyl	46.3	30-130		9/26/19 14:14
p-Terphenyl-d14	60.3	30-130		9/26/19 14:14

con-test® ANALYTICAL LABORATORY
39 Spruce Street * East Longmeadow, MA 01028 * FAX 413/525-6405 * TEL. 413/525-2332

Project Location: Simsbury, CT | Sample Description: | Work Order: 19I1044

Date Received: 9/20/2019

Field Sample #: DUP-1 | Sampled: 9/19/2019 00:00

Sample ID: 19I1044-06

Sample Matrix: Ground Water

Petroleum Hydrocarbons Analyses

Analyte	Results	RL	Units	Dilution	Flag/Qual	Method	Date Prepared	Date/Time Analyzed	Analyst
CT ETPH	0.18	0.15	mg/L	1		CTDEP ETPH	9/23/19	9/25/19 19:25	RDD

Surrogates	% Recovery	Recovery Limits	Flag/Qual				
2-Fluorobiphenyl	95.0	50-150				9/25/19 19:25	

con-test® ANALYTICAL LABORATORY
39 Spruce Street * East Longmeadow, MA 01028 * FAX 413/525-6405 * TEL. 413/525-2332

Project Location: Simsbury, CT | Sample Description: | Work Order: 19I1044

Date Received: 9/20/2019

Field Sample #: DUP-2 | Sampled: 9/19/2019 00:00

Sample ID: 19I1044-07

Sample Matrix: Ground Water

Polychlorinated Biphenyls By GC/ECD

Analyte	Results	RL	Units	Dilution	Flag/Qual	Method	Date Prepared	Date/Time Analyzed	Analyst
Aroclor-1016 [1]	ND	0.14	µg/L	1		SW-846 8082A	9/24/19	9/26/19 12:14	TG
Aroclor-1221 [1]	ND	0.14	µg/L	1		SW-846 8082A	9/24/19	9/26/19 12:14	TG
Aroclor-1232 [1]	ND	0.14	µg/L	1		SW-846 8082A	9/24/19	9/26/19 12:14	TG
Aroclor-1242 [1]	ND	0.14	µg/L	1		SW-846 8082A	9/24/19	9/26/19 12:14	TG
Aroclor-1248 [1]	ND	0.14	µg/L	1		SW-846 8082A	9/24/19	9/26/19 12:14	TG
Aroclor-1254 [1]	ND	0.14	µg/L	1		SW-846 8082A	9/24/19	9/26/19 12:14	TG
Aroclor-1260 [1]	ND	0.14	µg/L	1		SW-846 8082A	9/24/19	9/26/19 12:14	TG
Aroclor-1262 [1]	ND	0.14	µg/L	1		SW-846 8082A	9/24/19	9/26/19 12:14	TG
Aroclor-1268 [1]	ND	0.14	µg/L	1		SW-846 8082A	9/24/19	9/26/19 12:14	TG

Surrogates	% Recovery	Recovery Limits	Flag/Qual	
Decachlorobiphenyl [1]	86.4	30-150		9/26/19 12:14
Decachlorobiphenyl [2]	80.2	30-150		9/26/19 12:14
Tetrachloro-m-xylene [1]	73.5	30-150		9/26/19 12:14
Tetrachloro-m-xylene [2]	68.8	30-150		9/26/19 12:14

con-test® ANALYTICAL LABORATORY
39 Spruce Street * East Longmeadow, MA 01028 * FAX 413/525-6405 * TEL. 413/525-2332

Project Location: Simsbury, CT | Sample Description: | Work Order: 19I1044

Date Received: 9/20/2019

Field Sample #: Trip Blank | Sampled: 9/19/2019 00:00

Sample ID: 19I1044-08

Sample Matrix: Trip Blank Water

Volatile Organic Compounds by GC/MS

Analyte	Results	RL	Units	Dilution	Flag/Qual	Method	Date Prepared	Date/Time Analyzed	Analyst
Acetone	ND	10	µg/L	1		SW-846 8260C	9/23/19	9/23/19 9:37	LBD
Acrylonitrile	ND	2.0	µg/L	1		SW-846 8260C	9/23/19	9/23/19 9:37	LBD
Benzene	ND	0.50	µg/L	1		SW-846 8260C	9/23/19	9/23/19 9:37	LBD
Bromobenzene	ND	0.50	µg/L	1		SW-846 8260C	9/23/19	9/23/19 9:37	LBD
Bromodichloromethane	ND	0.50	µg/L	1		SW-846 8260C	9/23/19	9/23/19 9:37	LBD
Bromoform	ND	0.50	µg/L	1		SW-846 8260C	9/23/19	9/23/19 9:37	LBD
Bromomethane	ND	5.0	µg/L	1	V-05	SW-846 8260C	9/23/19	9/23/19 9:37	LBD
2-Butanone (MEK)	ND	5.0	µg/L	1		SW-846 8260C	9/23/19	9/23/19 9:37	LBD
n-Butylbenzene	ND	1.0	µg/L	1		SW-846 8260C	9/23/19	9/23/19 9:37	LBD
sec-Butylbenzene	ND	1.0	µg/L	1		SW-846 8260C	9/23/19	9/23/19 9:37	LBD
tert-Butylbenzene	ND	1.0	µg/L	1		SW-846 8260C	9/23/19	9/23/19 9:37	LBD
Carbon Disulfide	ND	5.0	µg/L	1		SW-846 8260C	9/23/19	9/23/19 9:37	LBD
Carbon Tetrachloride	ND	0.50	µg/L	1		SW-846 8260C	9/23/19	9/23/19 9:37	LBD
Chlorobenzene	ND	0.50	µg/L	1		SW-846 8260C	9/23/19	9/23/19 9:37	LBD
Chlorodibromomethane	ND	0.50	µg/L	1		SW-846 8260C	9/23/19	9/23/19 9:37	LBD
Chloroethane	ND	0.50	µg/L	1		SW-846 8260C	9/23/19	9/23/19 9:37	LBD
Chloroform	ND	0.50	µg/L	1		SW-846 8260C	9/23/19	9/23/19 9:37	LBD
Chloromethane	ND	0.60	µg/L	1	L-03, V-05	SW-846 8260C	9/23/19	9/23/19 9:37	LBD
2-Chlorotoluene	ND	0.50	µg/L	1		SW-846 8260C	9/23/19	9/23/19 9:37	LBD
4-Chlorotoluene	ND	0.50	µg/L	1		SW-846 8260C	9/23/19	9/23/19 9:37	LBD
1,2-Dibromo-3-chloropropane (DBCP)	ND	1.0	µg/L	1		SW-846 8260C	9/23/19	9/23/19 9:37	LBD
1,2-Dibromoethane (EDB)	ND	0.50	µg/L	1		SW-846 8260C	9/23/19	9/23/19 9:37	LBD
Dibromomethane	ND	0.50	µg/L	1		SW-846 8260C	9/23/19	9/23/19 9:37	LBD
1,2-Dichlorobenzene	ND	0.50	µg/L	1		SW-846 8260C	9/23/19	9/23/19 9:37	LBD
1,3-Dichlorobenzene	ND	0.50	µg/L	1		SW-846 8260C	9/23/19	9/23/19 9:37	LBD
1,4-Dichlorobenzene	ND	0.50	µg/L	1		SW-846 8260C	9/23/19	9/23/19 9:37	LBD
trans-1,4-Dichloro-2-butene	ND	2.0	µg/L	1		SW-846 8260C	9/23/19	9/23/19 9:37	LBD
Dichlorodifluoromethane (Freon 12)	ND	0.50	µg/L	1		SW-846 8260C	9/23/19	9/23/19 9:37	LBD
1,1-Dichloroethane	ND	0.50	µg/L	1		SW-846 8260C	9/23/19	9/23/19 9:37	LBD
1,2-Dichloroethane	ND	0.50	µg/L	1		SW-846 8260C	9/23/19	9/23/19 9:37	LBD
1,1-Dichloroethylene	ND	0.50	µg/L	1		SW-846 8260C	9/23/19	9/23/19 9:37	LBD
cis-1,2-Dichloroethylene	ND	0.50	µg/L	1		SW-846 8260C	9/23/19	9/23/19 9:37	LBD
trans-1,2-Dichloroethylene	ND	1.0	µg/L	1		SW-846 8260C	9/23/19	9/23/19 9:37	LBD
1,2-Dichloropropane	ND	0.50	µg/L	1		SW-846 8260C	9/23/19	9/23/19 9:37	LBD
1,3-Dichloropropane	ND	0.50	µg/L	1		SW-846 8260C	9/23/19	9/23/19 9:37	LBD
2,2-Dichloropropane	ND	0.50	µg/L	1		SW-846 8260C	9/23/19	9/23/19 9:37	LBD
1,1-Dichloropropene	ND	0.50	µg/L	1		SW-846 8260C	9/23/19	9/23/19 9:37	LBD
cis-1,3-Dichloropropene	ND	0.50	µg/L	1		SW-846 8260C	9/23/19	9/23/19 9:37	LBD
trans-1,3-Dichloropropene	ND	0.50	µg/L	1		SW-846 8260C	9/23/19	9/23/19 9:37	LBD
Ethylbenzene	ND	0.50	µg/L	1		SW-846 8260C	9/23/19	9/23/19 9:37	LBD
Hexachlorobutadiene	ND	0.60	µg/L	1		SW-846 8260C	9/23/19	9/23/19 9:37	LBD
2-Hexanone (MBK)	ND	5.0	µg/L	1		SW-846 8260C	9/23/19	9/23/19 9:37	LBD
Isopropylbenzene (Cumene)	ND	0.50	µg/L	1		SW-846 8260C	9/23/19	9/23/19 9:37	LBD
p-Isopropyltoluene (p-Cymene)	ND	0.50	µg/L	1		SW-846 8260C	9/23/19	9/23/19 9:37	LBD

con-test® ANALYTICAL LABORATORY
39 Spruce Street * East Longmeadow, MA 01028 * FAX 413/525-6405 * TEL. 413/525-2332

Project Location: Simsbury, CT | Sample Description: | Work Order: 19I1044

Date Received: 9/20/2019

Field Sample #: Trip Blank | Sampled: 9/19/2019 00:00

Sample ID: 19I1044-08

Sample Matrix: Trip Blank Water

Volatile Organic Compounds by GC/MS

Analyte	Results	RL	Units	Dilution	Flag/Qual	Method	Date Prepared	Date/Time Analyzed	Analyst
Methyl tert-Butyl Ether (MTBE)	ND	0.50	µg/L	1		SW-846 8260C	9/23/19	9/23/19 9:37	LBD
Methylene Chloride	ND	5.0	µg/L	1		SW-846 8260C	9/23/19	9/23/19 9:37	LBD
4-Methyl-2-pentanone (MIBK)	ND	5.0	µg/L	1		SW-846 8260C	9/23/19	9/23/19 9:37	LBD
Naphthalene	ND	2.0	µg/L	1		SW-846 8260C	9/23/19	9/23/19 9:37	LBD
n-Propylbenzene	ND	1.0	µg/L	1		SW-846 8260C	9/23/19	9/23/19 9:37	LBD
Styrene	ND	1.0	µg/L	1		SW-846 8260C	9/23/19	9/23/19 9:37	LBD
1,1,1,2-Tetrachloroethane	ND	0.50	µg/L	1		SW-846 8260C	9/23/19	9/23/19 9:37	LBD
1,1,2,2-Tetrachloroethane	ND	0.50	µg/L	1		SW-846 8260C	9/23/19	9/23/19 9:37	LBD
Tetrachloroethylene	ND	1.0	µg/L	1		SW-846 8260C	9/23/19	9/23/19 9:37	LBD
Tetrahydrofuran	ND	10	µg/L	1		SW-846 8260C	9/23/19	9/23/19 9:37	LBD
Toluene	ND	1.0	µg/L	1		SW-846 8260C	9/23/19	9/23/19 9:37	LBD
1,2,3-Trichlorobenzene	ND	1.0	µg/L	1		SW-846 8260C	9/23/19	9/23/19 9:37	LBD
1,2,4-Trichlorobenzene	ND	0.50	µg/L	1		SW-846 8260C	9/23/19	9/23/19 9:37	LBD
1,1,1-Trichloroethane	ND	0.50	µg/L	1		SW-846 8260C	9/23/19	9/23/19 9:37	LBD
1,1,2-Trichloroethane	ND	0.50	µg/L	1		SW-846 8260C	9/23/19	9/23/19 9:37	LBD
Trichloroethylene	ND	1.0	µg/L	1		SW-846 8260C	9/23/19	9/23/19 9:37	LBD
Trichlorofluoromethane (Freon 11)	ND	2.0	µg/L	1		SW-846 8260C	9/23/19	9/23/19 9:37	LBD
1,2,3-Trichloropropane	ND	0.50	µg/L	1		SW-846 8260C	9/23/19	9/23/19 9:37	LBD
1,1,2-Trichloro-1,2,2-trifluoroethane (Freon 113)	ND	0.50	µg/L	1		SW-846 8260C	9/23/19	9/23/19 9:37	LBD
1,2,4-Trimethylbenzene	ND	0.50	µg/L	1		SW-846 8260C	9/23/19	9/23/19 9:37	LBD
1,3,5-Trimethylbenzene	ND	0.50	µg/L	1		SW-846 8260C	9/23/19	9/23/19 9:37	LBD
Vinyl Chloride	ND	1.0	µg/L	1		SW-846 8260C	9/23/19	9/23/19 9:37	LBD
m+p Xylene	ND	2.0	µg/L	1		SW-846 8260C	9/23/19	9/23/19 9:37	LBD
o-Xylene	ND	1.0	µg/L	1		SW-846 8260C	9/23/19	9/23/19 9:37	LBD

Surrogates	% Recovery	Recovery Limits	Flag/Qual		
1,2-Dichloroethane-d4	100	70-130		9/23/19	9:37
Toluene-d8	109	70-130		9/23/19	9:37
4-Bromofluorobenzene	101	70-130		9/23/19	9:37

con-test® ANALYTICAL LABORATORY
39 Spruce Street * East Longmeadow, MA 01028 * FAX 413/525-6405 * TEL. 413/525-2332

Sample Extraction Data

Prep Method: SW-846 3510C-CTDEP ETPH

Lab Number [Field ID]	Batch	Initial [mL]	Final [mL]	Date
19I1044-02 [MW-CCA4]	B241240	1000	1.00	09/23/19
19I1044-03 [MW-101]	B241240	1000	1.00	09/23/19
19I1044-04 [MW-6]	B241240	1020	1.00	09/23/19
19I1044-05 [MW-16]	B241240	1010	1.00	09/23/19
19I1044-06 [DUP-1]	B241240	1010	1.00	09/23/19

Prep Method: SW-846 3005A-SW-846 6020B

Lab Number [Field ID]	Batch	Initial [mL]	Final [mL]	Date
19I1044-03 [MW-101]	B241254	50.0	50.0	09/23/19

Prep Method: SW-846 7470A Prep-SW-846 7470A

Lab Number [Field ID]	Batch	Initial [mL]	Final [mL]	Date
19I1044-03 [MW-101]	B241363	6.00	6.00	09/24/19

Prep Method: SW-846 3510C-SW-846 8082A

Lab Number [Field ID]	Batch	Initial [mL]	Final [mL]	Date
19I1044-01 [MW-203]	B241311	135	2.00	09/24/19
19I1044-03 [MW-101]	B241311	135	2.00	09/24/19
19I1044-07 [DUP-2]	B241311	140	2.00	09/24/19

Prep Method: SW-846 5030B-SW-846 8260C

Lab Number [Field ID]	Batch	Initial [mL]	Final [mL]	Date
19I1044-03 [MW-101]	B241195	5	5.00	09/23/19
19I1044-04 [MW-6]	B241195	5	5.00	09/23/19
19I1044-06 [DUP-1]	B241195	5	5.00	09/23/19
19I1044-08 [Trip Blank]	B241195	5	5.00	09/23/19

Prep Method: SW-846 3510C-SW-846 8270D

Lab Number [Field ID]	Batch	Initial [mL]	Final [mL]	Date
19I1044-02 [MW-CCA4]	B241415	1000	1.00	09/25/19
19I1044-05 [MW-16]	B241415	1000	1.00	09/25/19

Prep Method: SW-846 3510C-SW-846 8270D

Lab Number [Field ID]	Batch	Initial [mL]	Final [mL]	Date
19I1044-02 [MW-CCA4]	B241545	1040	1.00	09/25/19
19I1044-04 [MW-6]	B241545	1030	1.00	09/25/19
19I1044-05 [MW-16]	B241545	1040	1.00	09/25/19
19I1044-06 [DUP-1]	B241545	1020	1.00	09/25/19

con-test® ANALYTICAL LABORATORY
39 Spruce Street * East Longmeadow, MA 01028 * FAX 413/525-6405 * TEL. 413/525-2332

QUALITY CONTROL

Volatile Organic Compounds by GC/MS - Quality Control

Analyte	Result	Reporting Limit	Units	Spike Level	Source Result	%REC	%REC Limits	RPD	RPD Limit	Notes
Batch B241195 - SW-846 5030B										
Blank (B241195-BLK1)				Prepared & Analyzed: 09/23/19						
Acetone	ND	10	µg/L							
Acrylonitrile	ND	2.0	µg/L							
Benzene	ND	0.50	µg/L							
Bromobenzene	ND	0.50	µg/L							
Bromodichloromethane	ND	0.50	µg/L							
Bromoform	ND	0.50	µg/L							
Bromomethane	ND	1.0	µg/L							V-05
2-Butanone (MEK)	ND	5.0	µg/L							
n-Butylbenzene	ND	1.0	µg/L							
sec-Butylbenzene	ND	1.0	µg/L							
tert-Butylbenzene	ND	1.0	µg/L							
Carbon Disulfide	ND	5.0	µg/L							
Carbon Tetrachloride	ND	0.50	µg/L							
Chlorobenzene	ND	0.50	µg/L							
Chlorodibromomethane	ND	0.50	µg/L							
Chloroethane	ND	0.50	µg/L							
Chloroform	ND	0.50	µg/L							
Chloromethane	ND	0.60	µg/L							L-03, V-05
2-Chlorotoluene	ND	0.50	µg/L							
4-Chlorotoluene	ND	0.50	µg/L							
1,2-Dibromo-3-chloropropane (DBCP)	ND	1.0	µg/L							
1,2-Dibromoethane (EDB)	ND	0.50	µg/L							
Dibromomethane	ND	0.50	µg/L							
1,2-Dichlorobenzene	ND	0.50	µg/L							
1,3-Dichlorobenzene	ND	0.50	µg/L							
1,4-Dichlorobenzene	ND	0.50	µg/L							
trans-1,4-Dichloro-2-butene	ND	2.0	µg/L							
Dichlorodifluoromethane (Freon 12)	ND	0.50	µg/L							
1,1-Dichloroethane	ND	0.50	µg/L							
1,2-Dichloroethane	ND	0.50	µg/L							
1,1-Dichloroethylene	ND	0.50	µg/L							
cis-1,2-Dichloroethylene	ND	0.50	µg/L							
trans-1,2-Dichloroethylene	ND	1.0	µg/L							
1,2-Dichloropropane	ND	0.50	µg/L							
1,3-Dichloropropane	ND	0.50	µg/L							
2,2-Dichloropropane	ND	0.50	µg/L							
1,1-Dichloropropene	ND	0.50	µg/L							
cis-1,3-Dichloropropene	ND	0.50	µg/L							
trans-1,3-Dichloropropene	ND	0.50	µg/L							
Ethylbenzene	ND	0.50	µg/L							
Hexachlorobutadiene	ND	0.60	µg/L							
2-Hexanone (MBK)	ND	5.0	µg/L							
Isopropylbenzene (Cumene)	ND	0.50	µg/L							
p-Isopropyltoluene (p-Cymene)	ND	0.50	µg/L							
Methyl tert-Butyl Ether (MTBE)	ND	0.50	µg/L							
Methylene Chloride	ND	5.0	µg/L							
4-Methyl-2-pentanone (MIBK)	ND	5.0	µg/L							
Naphthalene	ND	2.0	µg/L							
n-Propylbenzene	ND	1.0	µg/L							
Styrene	ND	1.0	µg/L							
1,1,1,2-Tetrachloroethane	ND	0.50	µg/L							
1,1,2,2-Tetrachloroethane	ND	0.50	µg/L							

con-test® ANALYTICAL LABORATORY
39 Spruce Street * East Longmeadow, MA 01028 * FAX 413/525-6405 * TEL. 413/525-2332

QUALITY CONTROL

Volatile Organic Compounds by GC/MS - Quality Control

Analyte	Result	Reporting Limit	Units	Spike Level	Source Result	%REC		%REC Limits	RPD	RPD Limit	Notes
Batch B241195 - SW-846 5030B											
Blank (B241195-BLK1)				Prepared & Analyzed: 09/23/19							
Tetrachloroethylene	ND	1.0	µg/L								
Tetrahydrofuran	ND	10	µg/L								
Toluene	ND	1.0	µg/L								
1,2,3-Trichlorobenzene	ND	1.0	µg/L								
1,2,4-Trichlorobenzene	ND	0.50	µg/L								
1,1,1-Trichloroethane	ND	0.50	µg/L								
1,1,2-Trichloroethane	ND	0.50	µg/L								
Trichloroethylene	ND	1.0	µg/L								
Trichlorofluoromethane (Freon 11)	ND	2.0	µg/L								
1,2,3-Trichloropropane	ND	0.50	µg/L								
1,1,2-Trichloro-1,2,2-trifluoroethane (Freon 113)	ND	0.50	µg/L								
1,2,4-Trimethylbenzene	ND	0.50	µg/L								
1,3,5-Trimethylbenzene	ND	0.50	µg/L								
Vinyl Chloride	ND	1.0	µg/L								
m+p Xylene	ND	2.0	µg/L								
o-Xylene	ND	1.0	µg/L								
Surrogate: 1,2-Dichloroethane-d4	*24.8*		µg/L	25.0		99.2		70-130			
Surrogate: Toluene-d8	*26.4*		µg/L	25.0		105		70-130			
Surrogate: 4-Bromofluorobenzene	*24.8*		µg/L	25.0		99.2		70-130			
LCS (B241195-BS1)				Prepared & Analyzed: 09/23/19							
Acetone	109	10	µg/L	100		109		70-130			V-36
Acrylonitrile	11.3	2.0	µg/L	10.0		113		70-130			
Benzene	9.62	0.50	µg/L	10.0		96.2		70-130			
Bromobenzene	9.24	0.50	µg/L	10.0		92.4		70-130			
Bromodichloromethane	10.3	0.50	µg/L	10.0		103		70-130			
Bromoform	9.42	0.50	µg/L	10.0		94.2		70-130			
Bromomethane	8.02	1.0	µg/L	10.0		80.2		70-130			V-05, V-34
2-Butanone (MEK)	115	5.0	µg/L	100		115		70-130			
n-Butylbenzene	7.78	1.0	µg/L	10.0		77.8		70-130			
sec-Butylbenzene	8.35	1.0	µg/L	10.0		83.5		70-130			
tert-Butylbenzene	9.28	1.0	µg/L	10.0		92.8		70-130			
Carbon Disulfide	79.6	5.0	µg/L	100		79.6		70-130			V-36
Carbon Tetrachloride	9.70	0.50	µg/L	10.0		97.0		70-130			
Chlorobenzene	9.57	0.50	µg/L	10.0		95.7		70-130			
Chlorodibromomethane	11.2	0.50	µg/L	10.0		112		70-130			
Chloroethane	9.53	0.50	µg/L	10.0		95.3		70-130			
Chloroform	9.99	0.50	µg/L	10.0		99.9		70-130			
Chloromethane	5.83	0.60	µg/L	10.0		**58.3**	*	70-130			L-03, V-05
2-Chlorotoluene	8.87	0.50	µg/L	10.0		88.7		70-130			
4-Chlorotoluene	8.93	0.50	µg/L	10.0		89.3		70-130			
1,2-Dibromo-3-chloropropane (DBCP)	10.7	1.0	µg/L	10.0		107		70-130			
1,2-Dibromoethane (EDB)	11.0	0.50	µg/L	10.0		110		70-130			
Dibromomethane	10.4	0.50	µg/L	10.0		104		70-130			
1,2-Dichlorobenzene	9.60	0.50	µg/L	10.0		96.0		70-130			
1,3-Dichlorobenzene	9.21	0.50	µg/L	10.0		92.1		70-130			
1,4-Dichlorobenzene	9.43	0.50	µg/L	10.0		94.3		70-130			
trans-1,4-Dichloro-2-butene	10.6	2.0	µg/L	10.0		106		70-130			
Dichlorodifluoromethane (Freon 12)	8.92	0.50	µg/L	10.0		89.2		70-130			
1,1-Dichloroethane	10.2	0.50	µg/L	10.0		102		70-130			
1,2-Dichloroethane	10.9	0.50	µg/L	10.0		109		70-130			
1,1-Dichloroethylene	9.82	0.50	µg/L	10.0		98.2		70-130			

con-test® ANALYTICAL LABORATORY
39 Spruce Street * East Longmeadow, MA 01028 * FAX 413/525-6405 * TEL. 413/525-2332

QUALITY CONTROL

Volatile Organic Compounds by GC/MS - Quality Control

Analyte	Result	Reporting Limit	Units	Spike Level	Source Result	%REC	%REC Limits	RPD	RPD Limit	Notes
Batch B241195 - SW-846 5030B										
LCS (B241195-BS1)				Prepared & Analyzed: 09/23/19						
cis-1,2-Dichloroethylene	10.4	0.50	µg/L	10.0		104	70-130			
trans-1,2-Dichloroethylene	9.83	1.0	µg/L	10.0		98.3	70-130			
1,2-Dichloropropane	11.1	0.50	µg/L	10.0		111	70-130			
1,3-Dichloropropane	10.9	0.50	µg/L	10.0		109	70-130			
2,2-Dichloropropane	10.0	0.50	µg/L	10.0		100	70-130			
1,1-Dichloropropene	9.62	0.50	µg/L	10.0		96.2	70-130			
cis-1,3-Dichloropropene	10.7	0.50	µg/L	10.0		107	70-130			
trans-1,3-Dichloropropene	10.1	0.50	µg/L	10.0		101	70-130			
Ethylbenzene	8.97	0.50	µg/L	10.0		89.7	70-130			
Hexachlorobutadiene	9.49	0.60	µg/L	10.0		94.9	70-130			
2-Hexanone (MBK)	125	5.0	µg/L	100		125	70-130			
Isopropylbenzene (Cumene)	9.15	0.50	µg/L	10.0		91.5	70-130			
p-Isopropyltoluene (p-Cymene)	8.83	0.50	µg/L	10.0		88.3	70-130			
Methyl tert-Butyl Ether (MTBE)	10.0	0.50	µg/L	10.0		100	70-130			
Methylene Chloride	9.37	5.0	µg/L	10.0		93.7	70-130			
4-Methyl-2-pentanone (MIBK)	128	5.0	µg/L	100		128	70-130			
Naphthalene	10.4	2.0	µg/L	10.0		104	70-130			
n-Propylbenzene	8.67	1.0	µg/L	10.0		86.7	70-130			
Styrene	9.20	1.0	µg/L	10.0		92.0	70-130			
1,1,1,2-Tetrachloroethane	9.83	0.50	µg/L	10.0		98.3	70-130			
1,1,2,2-Tetrachloroethane	11.3	0.50	µg/L	10.0		113	70-130			
Tetrachloroethylene	10.7	1.0	µg/L	10.0		107	70-130			
Tetrahydrofuran	9.89	10	µg/L	10.0		98.9	70-130			
Toluene	10.0	1.0	µg/L	10.0		100	70-130			
1,2,3-Trichlorobenzene	9.73	1.0	µg/L	10.0		97.3	70-130			
1,2,4-Trichlorobenzene	9.12	0.50	µg/L	10.0		91.2	70-130			
1,1,1-Trichloroethane	9.83	0.50	µg/L	10.0		98.3	70-130			
1,1,2-Trichloroethane	11.2	0.50	µg/L	10.0		112	70-130			
Trichloroethylene	10.1	1.0	µg/L	10.0		101	70-130			
Trichlorofluoromethane (Freon 11)	9.41	2.0	µg/L	10.0		94.1	70-130			
1,2,3-Trichloropropane	11.0	0.50	µg/L	10.0		110	70-130			
1,1,2-Trichloro-1,2,2-trifluoroethane (Freon 113)	9.98	0.50	µg/L	10.0		99.8	70-130			
1,2,4-Trimethylbenzene	8.98	0.50	µg/L	10.0		89.8	70-130			
1,3,5-Trimethylbenzene	8.81	0.50	µg/L	10.0		88.1	70-130			
Vinyl Chloride	9.02	1.0	µg/L	10.0		90.2	70-130			
m+p Xylene	18.0	2.0	µg/L	20.0		89.9	70-130			
o-Xylene	8.89	1.0	µg/L	10.0		88.9	70-130			
Surrogate: 1,2-Dichloroethane-d4	*24.1*		µg/L	25.0		96.3	70-130			
Surrogate: Toluene-d8	*27.0*		µg/L	25.0		108	70-130			
Surrogate: 4-Bromofluorobenzene	*24.9*		µg/L	25.0		99.6	70-130			

con-test® ANALYTICAL LABORATORY
39 Spruce Street * East Longmeadow, MA 01028 * FAX 413/525-6405 * TEL. 413/525-2332

QUALITY CONTROL

Semivolatile Organic Compounds by GC/MS - Quality Control

Analyte	Result	Reporting Limit	Units	Spike Level	Source Result	%REC	%REC Limits	RPD	RPD Limit	Notes
Batch B241415 - SW-846 3510C										
Blank (B241415-BLK1)				Prepared: 09/25/19 Analyzed: 09/26/19						
Acenaphthene	ND	5.0	µg/L							
Acenaphthylene	ND	5.0	µg/L							
Aniline	ND	5.0	µg/L							
Anthracene	ND	5.0	µg/L							
Benzo(a)anthracene	ND	5.0	µg/L							
Benzo(a)pyrene	ND	5.0	µg/L							
Benzo(b)fluoranthene	ND	5.0	µg/L							
Benzo(g,h,i)perylene	ND	5.0	µg/L							
Benzo(k)fluoranthene	ND	5.0	µg/L							
Bis(2-chloroethoxy)methane	ND	10	µg/L							R-05
Bis(2-chloroethyl)ether	ND	10	µg/L							
Bis(2-chloroisopropyl)ether	ND	10	µg/L							
Bis(2-Ethylhexyl)phthalate	ND	10	µg/L							
4-Bromophenylphenylether	ND	10	µg/L							
Butylbenzylphthalate	ND	10	µg/L							
Carbazole	ND	10	µg/L							
4-Chloroaniline	ND	10	µg/L							V-34
4-Chloro-3-methylphenol	ND	10	µg/L							
2-Chloronaphthalene	ND	10	µg/L							
2-Chlorophenol	ND	10	µg/L							
4-Chlorophenylphenylether	ND	10	µg/L							
Chrysene	ND	5.0	µg/L							
Dibenz(a,h)anthracene	ND	5.0	µg/L							
Dibenzofuran	ND	5.0	µg/L							
Di-n-butylphthalate	ND	10	µg/L							
3,3-Dichlorobenzidine	ND	10	µg/L							V-34
2,4-Dichlorophenol	ND	10	µg/L							
Diethylphthalate	ND	10	µg/L							
2,4-Dimethylphenol	ND	10	µg/L							R-05
Dimethylphthalate	ND	10	µg/L							
4,6-Dinitro-2-methylphenol	ND	10	µg/L							
2,4-Dinitrophenol	ND	10	µg/L							
2,4-Dinitrotoluene	ND	10	µg/L							
2,6-Dinitrotoluene	ND	10	µg/L							
Di-n-octylphthalate	ND	10	µg/L							
Fluoranthene	ND	5.0	µg/L							
Fluorene	ND	5.0	µg/L							
Hexachlorobenzene	ND	10	µg/L							
Hexachlorobutadiene	ND	10	µg/L							
Hexachlorocyclopentadiene	ND	10	µg/L							
Hexachloroethane	ND	10	µg/L							V-05
Indeno(1,2,3-cd)pyrene	ND	5.0	µg/L							
Isophorone	ND	10	µg/L							R-05
2-Methylnaphthalene	ND	5.0	µg/L							
2-Methylphenol	ND	10	µg/L							
3/4-Methylphenol	ND	10	µg/L							
Naphthalene	ND	5.0	µg/L							
2-Nitroaniline	ND	10	µg/L							
3-Nitroaniline	ND	10	µg/L							
4-Nitroaniline	ND	10	µg/L							
Nitrobenzene	ND	10	µg/L							R-05
2-Nitrophenol	ND	10	µg/L							R-05

con-test® ANALYTICAL LABORATORY
39 Spruce Street * East Longmeadow, MA 01028 * FAX 413/525-6405 * TEL. 413/525-2332

QUALITY CONTROL

Semivolatile Organic Compounds by GC/MS - Quality Control

Analyte	Result	Reporting Limit	Units	Spike Level	Source Result	%REC	%REC Limits	RPD	RPD Limit	Notes	
Batch B241415 - SW-846 3510C											
Blank (B241415-BLK1)				Prepared: 09/25/19 Analyzed: 09/26/19							
4-Nitrophenol	ND	10	µg/L								
N-Nitrosodiphenylamine/Diphenylamine	ND	10	µg/L								
N-Nitrosodi-n-propylamine	ND	10	µg/L								
Pentachloronitrobenzene	ND	10	µg/L							V-16	
Pentachlorophenol	ND	10	µg/L								
Phenanthrene	ND	5.0	µg/L								
Phenol	ND	10	µg/L								
Pyrene	ND	5.0	µg/L								
Pyridine	ND	5.0	µg/L							V-05	
1,2,4,5-Tetrachlorobenzene	ND	10	µg/L								
1,2,4-Trichlorobenzene	ND	5.0	µg/L								
2,4,5-Trichlorophenol	ND	10	µg/L								
2,4,6-Trichlorophenol	ND	10	µg/L								
Surrogate: 2-Fluorophenol	*108*		µg/L	200		54.0	15-110				
Surrogate: Phenol-d6	*86.0*		µg/L	200		43.0	15-110				
Surrogate: Nitrobenzene-d5	*115*		µg/L	100		115	30-130				
Surrogate: 2-Fluorobiphenyl	*87.3*		µg/L	100		87.3	30-130				
Surrogate: 2,4,6-Tribromophenol	*216*		µg/L	200		108	15-110				
Surrogate: p-Terphenyl-d14	*108*		µg/L	100		108	30-130				
LCS (B241415-BS1)				Prepared: 09/25/19 Analyzed: 09/26/19							
Acenaphthene	48.3	5.0	µg/L	50.0		96.5	40-140				
Acenaphthylene	48.4	5.0	µg/L	50.0		96.8	40-140				
Aniline	55.9	5.0	µg/L	50.0		112	40-140				†
Anthracene	50.1	5.0	µg/L	50.0		100	40-140				
Benzo(a)anthracene	51.8	5.0	µg/L	50.0		104	40-140				
Benzo(a)pyrene	50.4	5.0	µg/L	50.0		101	40-140				
Benzo(b)fluoranthene	52.2	5.0	µg/L	50.0		104	40-140				
Benzo(g,h,i)perylene	50.8	5.0	µg/L	50.0		102	40-140				
Benzo(k)fluoranthene	51.3	5.0	µg/L	50.0		103	40-140				
Bis(2-chloroethoxy)methane	48.8	10	µg/L	50.0		97.6	40-140			R-05	
Bis(2-chloroethyl)ether	55.5	10	µg/L	50.0		111	40-140				
Bis(2-chloroisopropyl)ether	62.9	10	µg/L	50.0		126	40-140				
Bis(2-Ethylhexyl)phthalate	53.4	10	µg/L	50.0		107	40-140				
4-Bromophenylphenylether	47.0	10	µg/L	50.0		94.0	40-140				
Butylbenzylphthalate	52.2	10	µg/L	50.0		104	40-140				
Carbazole	50.0	10	µg/L	50.0		99.9	40-140				
4-Chloroaniline	49.6	10	µg/L	50.0		99.3	40-140			V-34	†
4-Chloro-3-methylphenol	52.7	10	µg/L	50.0		105	30-130				
2-Chloronaphthalene	41.6	10	µg/L	50.0		83.2	40-140				
2-Chlorophenol	48.5	10	µg/L	50.0		97.0	30-130				
4-Chlorophenylphenylether	50.2	10	µg/L	50.0		100	40-140				
Chrysene	49.8	5.0	µg/L	50.0		99.5	40-140				
Dibenz(a,h)anthracene	50.8	5.0	µg/L	50.0		102	40-140				
Dibenzofuran	50.9	5.0	µg/L	50.0		102	40-140				
Di-n-butylphthalate	50.0	10	µg/L	50.0		100	40-140				
3,3-Dichlorobenzidine	59.8	10	µg/L	50.0		120	40-140			V-34	†
2,4-Dichlorophenol	49.8	10	µg/L	50.0		99.7	30-130				
Diethylphthalate	50.2	10	µg/L	50.0		100	40-140				
2,4-Dimethylphenol	47.8	10	µg/L	50.0		95.6	30-130			R-05	
Dimethylphthalate	50.3	10	µg/L	50.0		101	40-140				
4,6-Dinitro-2-methylphenol	47.6	10	µg/L	50.0		95.2	30-130				

con-test® ANALYTICAL LABORATORY
39 Spruce Street * East Longmeadow, MA 01028 * FAX 413/525-6405 * TEL. 413/525-2332

QUALITY CONTROL

Semivolatile Organic Compounds by GC/MS - Quality Control

Analyte	Result	Reporting Limit	Units	Spike Level	Source Result	%REC	%REC Limits	RPD	RPD Limit	Notes	
Batch B241415 - SW-846 3510C											
LCS (B241415-BS1)				Prepared: 09/25/19 Analyzed: 09/26/19							
2,4-Dinitrophenol	50.7	10	µg/L	50.0		101	30-130				
2,4-Dinitrotoluene	52.2	10	µg/L	50.0		104	40-140				
2,6-Dinitrotoluene	53.2	10	µg/L	50.0		106	40-140				
Di-n-octylphthalate	56.7	10	µg/L	50.0		113	40-140				
Fluoranthene	53.1	5.0	µg/L	50.0		106	40-140				
Fluorene	50.0	5.0	µg/L	50.0		100	40-140				
Hexachlorobenzene	48.3	10	µg/L	50.0		96.6	40-140				
Hexachlorobutadiene	42.5	10	µg/L	50.0		85.1	40-140				
Hexachlorocyclopentadiene	38.5	10	µg/L	50.0		77.0	30-140				
Hexachloroethane	34.9	10	µg/L	50.0		69.9	40-140			V-05	
Indeno(1,2,3-cd)pyrene	55.6	5.0	µg/L	50.0		111	40-140				
Isophorone	59.6	10	µg/L	50.0		119	40-140			R-05	
2-Methylnaphthalene	52.9	5.0	µg/L	50.0		106	40-140				
2-Methylphenol	49.0	10	µg/L	50.0		98.1	30-130				
3/4-Methylphenol	40.2	10	µg/L	50.0		80.4	30-130				
Naphthalene	46.2	5.0	µg/L	50.0		92.4	40-140				
2-Nitroaniline	63.0	10	µg/L	50.0		126	40-140				
3-Nitroaniline	50.3	10	µg/L	50.0		101	40-140				†
4-Nitroaniline	54.6	10	µg/L	50.0		109	40-140				
Nitrobenzene	54.1	10	µg/L	50.0		108	40-140			R-05	
2-Nitrophenol	49.5	10	µg/L	50.0		99.1	30-130			R-05	
4-Nitrophenol	29.2	10	µg/L	50.0		58.5	10-130				
N-Nitrosodiphenylamine/Diphenylamine	50.5	10	µg/L	50.0		101	40-140				
N-Nitrosodi-n-propylamine	48.8	10	µg/L	50.0		97.5	40-140				
Pentachloronitrobenzene	48.5	10	µg/L	50.0		97.0	40-140			V-16	
Pentachlorophenol	36.5	10	µg/L	50.0		72.9	30-130				
Phenanthrene	49.2	5.0	µg/L	50.0		98.4	40-140				
Phenol	23.8	10	µg/L	50.0		47.7	20-130				
Pyrene	50.0	5.0	µg/L	50.0		99.9	40-140				
Pyridine	13.4	5.0	µg/L	50.0		26.7	10-140			V-05	†
1,2,4,5-Tetrachlorobenzene	44.6	10	µg/L	50.0		89.2	40-140				
1,2,4-Trichlorobenzene	44.1	5.0	µg/L	50.0		88.3	40-140				
2,4,5-Trichlorophenol	49.9	10	µg/L	50.0		99.7	30-130				
2,4,6-Trichlorophenol	50.3	10	µg/L	50.0		101	30-130				
Surrogate: 2-Fluorophenol	*133*		µg/L	200		66.5	15-110				
Surrogate: Phenol-d6	*102*		µg/L	200		50.9	15-110				
Surrogate: Nitrobenzene-d5	*113*		µg/L	100		113	30-130				
Surrogate: 2-Fluorobiphenyl	*100*		µg/L	100		100	30-130				
Surrogate: 2,4,6-Tribromophenol	*243*		µg/L	200		**122** *	15-110			S-07	
Surrogate: p-Terphenyl-d14	*115*		µg/L	100		115	30-130				
LCS Dup (B241415-BSD1)				Prepared: 09/25/19 Analyzed: 09/26/19							
Acenaphthene	46.4	5.0	µg/L	50.0		92.9	40-140	3.84	20		
Acenaphthylene	46.8	5.0	µg/L	50.0		93.5	40-140	3.49	20		
Aniline	45.1	5.0	µg/L	50.0		90.1	40-140	21.5	50		† ‡
Anthracene	48.5	5.0	µg/L	50.0		97.0	40-140	3.24	20		
Benzo(a)anthracene	50.2	5.0	µg/L	50.0		100	40-140	3.24	20		
Benzo(a)pyrene	48.6	5.0	µg/L	50.0		97.3	40-140	3.49	20		
Benzo(b)fluoranthene	49.2	5.0	µg/L	50.0		98.4	40-140	5.78	20		
Benzo(g,h,i)perylene	48.5	5.0	µg/L	50.0		97.1	40-140	4.45	20		
Benzo(k)fluoranthene	48.3	5.0	µg/L	50.0		96.5	40-140	6.11	20		
Bis(2-chloroethoxy)methane	69.4	10	µg/L	50.0		139	40-140	**34.9** *	20	R-05	

con-test® ANALYTICAL LABORATORY
39 Spruce Street * East Longmeadow, MA 01028 * FAX 413/525-6405 * TEL. 413/525-2332

QUALITY CONTROL

Semivolatile Organic Compounds by GC/MS - Quality Control

Analyte	Result	Reporting Limit	Units	Spike Level	Source Result		%REC Limits		RPD	RPD Limit	Notes	
Batch B241415 - SW-846 3510C												
LCS Dup (B241415-BSD1)				Prepared: 09/25/19 Analyzed: 09/26/19								
Bis(2-chloroethyl)ether	49.2	10	µg/L	50.0		98.3	40-140		12.1	20		
Bis(2-chloroisopropyl)ether	60.6	10	µg/L	50.0		121	40-140		3.72	20		
Bis(2-Ethylhexyl)phthalate	51.5	10	µg/L	50.0		103	40-140		3.66	20		
4-Bromophenylphenylether	44.2	10	µg/L	50.0		88.3	40-140		6.21	20		
Butylbenzylphthalate	50.5	10	µg/L	50.0		101	40-140		3.21	20		
Carbazole	48.6	10	µg/L	50.0		97.1	40-140		2.82	20		
4-Chloroaniline	44.3	10	µg/L	50.0		88.6	40-140		11.4	20	V-34	†
4-Chloro-3-methylphenol	50.3	10	µg/L	50.0		101	30-130		4.62	20		
2-Chloronaphthalene	40.3	10	µg/L	50.0		80.5	40-140		3.27	20		
2-Chlorophenol	42.8	10	µg/L	50.0		85.6	30-130		12.6	20		
4-Chlorophenylphenylether	47.6	10	µg/L	50.0		95.1	40-140		5.30	20		
Chrysene	47.9	5.0	µg/L	50.0		95.7	40-140		3.87	20		
Dibenz(a,h)anthracene	48.3	5.0	µg/L	50.0		96.6	40-140		4.96	20		
Dibenzofuran	48.6	5.0	µg/L	50.0		97.2	40-140		4.50	20		
Di-n-butylphthalate	47.8	10	µg/L	50.0		95.5	40-140		4.66	20		
3,3-Dichlorobenzidine	57.3	10	µg/L	50.0		115	40-140		4.25	20	V-34	† ‡
2,4-Dichlorophenol	51.8	10	µg/L	50.0		104	30-130		3.90	20		
Diethylphthalate	48.4	10	µg/L	50.0		96.9	40-140		3.51	20		
2,4-Dimethylphenol	67.4	10	µg/L	50.0		**135**	* 30-130		**34.1**	* 20	L-07A	
Dimethylphthalate	48.1	10	µg/L	50.0		96.3	40-140		4.33	50		
4,6-Dinitro-2-methylphenol	44.3	10	µg/L	50.0		88.7	30-130		7.14	50		
2,4-Dinitrophenol	47.6	10	µg/L	50.0		95.2	30-130		6.37	50		
2,4-Dinitrotoluene	50.5	10	µg/L	50.0		101	40-140		3.31	20		
2,6-Dinitrotoluene	52.1	10	µg/L	50.0		104	40-140		2.03	20		
Di-n-octylphthalate	53.6	10	µg/L	50.0		107	40-140		5.69	20		
Fluoranthene	51.2	5.0	µg/L	50.0		102	40-140		3.66	20		
Fluorene	48.2	5.0	µg/L	50.0		96.5	40-140		3.60	20		
Hexachlorobenzene	46.2	10	µg/L	50.0		92.4	40-140		4.42	20		
Hexachlorobutadiene	40.5	10	µg/L	50.0		81.0	40-140		4.89	20		
Hexachlorocyclopentadiene	36.2	10	µg/L	50.0		72.3	30-140		6.30	50		
Hexachloroethane	38.0	10	µg/L	50.0		75.9	40-140		8.29	50	V-05	
Indeno(1,2,3-cd)pyrene	53.9	5.0	µg/L	50.0		108	40-140		3.07	50		
Isophorone	79.2	10	µg/L	50.0		**158**	* 40-140		**28.3**	* 20	L-07A	
2-Methylnaphthalene	52.0	5.0	µg/L	50.0		104	40-140		1.74	20		
2-Methylphenol	43.6	10	µg/L	50.0		87.2	30-130		11.7	20		
3/4-Methylphenol	39.6	10	µg/L	50.0		79.2	30-130		1.43	20		
Naphthalene	44.7	5.0	µg/L	50.0		89.4	40-140		3.30	20		
2-Nitroaniline	59.9	10	µg/L	50.0		120	40-140		5.11	20		
3-Nitroaniline	46.3	10	µg/L	50.0		92.5	40-140		8.37	20		†
4-Nitroaniline	52.8	10	µg/L	50.0		106	40-140		3.33	20		
Nitrobenzene	68.5	10	µg/L	50.0		137	40-140		**23.4**	* 20	R-05	
2-Nitrophenol	68.9	10	µg/L	50.0		**138**	* 30-130		**32.8**	* 20	L-07A	
4-Nitrophenol	27.5	10	µg/L	50.0		54.9	10-130		6.24	50		‡
N-Nitrosodiphenylamine/Diphenylamine	48.5	10	µg/L	50.0		97.0	40-140		4.02	20		
N-Nitrosodi-n-propylamine	50.9	10	µg/L	50.0		102	40-140		4.32	20		
Pentachloronitrobenzene	47.4	10	µg/L	50.0		94.8	40-140		2.29	20	V-16	
Pentachlorophenol	35.9	10	µg/L	50.0		71.8	30-130		1.52	50		
Phenanthrene	48.0	5.0	µg/L	50.0		96.1	40-140		2.41	20		
Phenol	22.1	10	µg/L	50.0		44.2	20-130		7.48	20		
Pyrene	48.2	5.0	µg/L	50.0		96.4	40-140		3.57	20		
Pyridine	10.0	5.0	µg/L	50.0		20.0	10-140		28.5	50	V-05	†
1,2,4,5-Tetrachlorobenzene	41.9	10	µg/L	50.0		83.8	40-140		6.24	20		

con-test® ANALYTICAL LABORATORY
39 Spruce Street * East Longmeadow, MA 01028 * FAX 413/525-6405 * TEL. 413/525-2332

QUALITY CONTROL

Semivolatile Organic Compounds by GC/MS - Quality Control

Analyte	Result	Reporting Limit	Units	Spike Level	Source Result	%REC		%REC Limits	RPD	RPD Limit	Notes
Batch B241415 - SW-846 3510C											
LCS Dup (B241415-BSD1)				Prepared: 09/25/19 Analyzed: 09/26/19							
1,2,4-Trichlorobenzene	41.9	5.0	µg/L	50.0		83.8		40-140	5.21	20	
2,4,5-Trichlorophenol	47.4	10	µg/L	50.0		94.7		30-130	5.14	20	
2,4,6-Trichlorophenol	47.2	10	µg/L	50.0		94.4		30-130	6.30	50	
Surrogate: 2-Fluorophenol	*118*		µg/L	200		58.9		15-110			
Surrogate: Phenol-d6	*90.9*		µg/L	200		45.4		15-110			
Surrogate: Nitrobenzene-d5	*139*		µg/L	100		**139**	*	30-130			S-07
Surrogate: 2-Fluorobiphenyl	*93.6*		µg/L	100		93.6		30-130			
Surrogate: 2,4,6-Tribromophenol	*228*		µg/L	200		**114**	*	15-110			S-07
Surrogate: p-Terphenyl-d14	*108*		µg/L	100		108		30-130			
Batch B241545 - SW-846 3510C											
Blank (B241545-BLK1)				Prepared: 09/25/19 Analyzed: 09/26/19							
Acenaphthene (SIM)	ND	0.30	µg/L								
Acenaphthylene (SIM)	ND	0.30	µg/L								
Acenaphthylene (SIM)	ND	0.20	µg/L								
Anthracene (SIM)	ND	0.20	µg/L								
Benzo(a)anthracene (SIM)	ND	0.050	µg/L								
Benzo(a)pyrene (SIM)	ND	0.10	µg/L								
Benzo(b)fluoranthene (SIM)	ND	0.050	µg/L								
Benzo(g,h,i)perylene (SIM)	ND	0.50	µg/L								
Benzo(k)fluoranthene (SIM)	ND	0.20	µg/L								
Chrysene (SIM)	ND	0.20	µg/L								
Dibenz(a,h)anthracene (SIM)	ND	0.20	µg/L								
Dibenz(a,h)anthracene (SIM)	ND	0.10	µg/L								
Fluoranthene (SIM)	ND	0.50	µg/L								
Fluorene (SIM)	ND	1.0	µg/L								
Indeno(1,2,3-cd)pyrene (SIM)	ND	0.10	µg/L								
Indeno(1,2,3-cd)pyrene (SIM)	ND	0.20	µg/L								
2-Methylnaphthalene (SIM)	ND	1.0	µg/L								
Naphthalene (SIM)	ND	1.0	µg/L								
Pentachlorophenol (SIM)	ND	1.0	µg/L								
Phenanthrene (SIM)	ND	0.050	µg/L								
Pyrene (SIM)	ND	1.0	µg/L								
Surrogate: Nitrobenzene-d5	*69.2*		µg/L	100		69.2		30-130			
Surrogate: 2-Fluorobiphenyl	*52.9*		µg/L	100		52.9		30-130			
Surrogate: p-Terphenyl-d14	*68.1*		µg/L	100		68.1		30-130			
LCS (B241545-BS1)				Prepared: 09/25/19 Analyzed: 09/26/19							
Acenaphthene (SIM)	39.2	6.0	µg/L	50.0		78.4		40-140			
Acenaphthylene (SIM)	39.6	6.0	µg/L	50.0		79.2		40-140			
Acenaphthylene (SIM)	39.6	4.0	µg/L	50.0		79.2		40-140			
Anthracene (SIM)	42.7	4.0	µg/L	50.0		85.4		40-140			
Benzo(a)anthracene (SIM)	41.9	1.0	µg/L	50.0		83.9		40-140			
Benzo(a)pyrene (SIM)	43.2	2.0	µg/L	50.0		86.4		40-140			
Benzo(b)fluoranthene (SIM)	46.9	1.0	µg/L	50.0		93.7		40-140			
Benzo(g,h,i)perylene (SIM)	45.6	10	µg/L	50.0		91.3		40-140			
Benzo(k)fluoranthene (SIM)	47.5	4.0	µg/L	50.0		94.9		40-140			
Chrysene (SIM)	40.8	4.0	µg/L	50.0		81.7		40-140			
Dibenz(a,h)anthracene (SIM)	49.4	4.0	µg/L	50.0		98.9		40-140			
Dibenz(a,h)anthracene (SIM)	49.4	2.0	µg/L	50.0		98.9		40-140			
Fluoranthene (SIM)	42.2	10	µg/L	50.0		84.3		40-140			
Fluorene (SIM)	40.6	20	µg/L	50.0		81.2		40-140			

con-test® ANALYTICAL LABORATORY
39 Spruce Street * East Longmeadow, MA 01028 * FAX 413/525-6405 * TEL. 413/525-2332

QUALITY CONTROL

Semivolatile Organic Compounds by GC/MS - Quality Control

Analyte	Result	Reporting Limit	Units	Spike Level	Source Result	%REC	%REC Limits	RPD	RPD Limit	Notes
Batch B241545 - SW-846 3510C										
LCS (B241545-BS1)				Prepared: 09/25/19 Analyzed: 09/26/19						
Indeno(1,2,3-cd)pyrene (SIM)	49.5	4.0	µg/L	50.0		98.9	40-140			
Indeno(1,2,3-cd)pyrene (SIM)	49.5	2.0	µg/L	50.0		98.9	40-140			
2-Methylnaphthalene (SIM)	40.3	20	µg/L	50.0		80.7	40-140			
Naphthalene (SIM)	37.8	20	µg/L	50.0		75.6	40-140			
Pentachlorophenol (SIM)	35.5	20	µg/L	50.0		71.0	40-140			
Phenanthrene (SIM)	40.9	1.0	µg/L	50.0		81.8	40-140			
Pyrene (SIM)	40.6	20	µg/L	50.0		81.1	40-140			
Surrogate: Nitrobenzene-d5	*78.9*		µg/L	100		78.9	30-130			
Surrogate: 2-Fluorobiphenyl	*66.7*		µg/L	100		66.7	30-130			
Surrogate: p-Terphenyl-d14	*68.6*		µg/L	100		68.6	30-130			
LCS Dup (B241545-BSD1)				Prepared: 09/25/19 Analyzed: 09/26/19						
Acenaphthene (SIM)	42.7	6.0	µg/L	50.0		85.4	40-140	8.50	20	
Acenaphthylene (SIM)	43.1	4.0	µg/L	50.0		86.2	40-140	8.41	20	
Acenaphthylene (SIM)	43.1	6.0	µg/L	50.0		86.2	40-140	8.41	20	
Anthracene (SIM)	45.9	4.0	µg/L	50.0		91.9	40-140	7.36	20	
Benzo(a)anthracene (SIM)	45.0	1.0	µg/L	50.0		90.0	40-140	7.08	20	
Benzo(a)pyrene (SIM)	46.7	2.0	µg/L	50.0		93.4	40-140	7.88	20	
Benzo(b)fluoranthene (SIM)	50.8	1.0	µg/L	50.0		102	40-140	7.99	20	
Benzo(g,h,i)perylene (SIM)	49.5	10	µg/L	50.0		99.0	40-140	8.07	20	
Benzo(k)fluoranthene (SIM)	51.3	4.0	µg/L	50.0		103	40-140	7.82	20	
Chrysene (SIM)	44.2	4.0	µg/L	50.0		88.4	40-140	7.86	20	
Dibenz(a,h)anthracene (SIM)	53.4	4.0	µg/L	50.0		107	40-140	7.70	20	
Dibenz(a,h)anthracene (SIM)	53.4	2.0	µg/L	50.0		107	40-140	7.70	20	
Fluoranthene (SIM)	45.5	10	µg/L	50.0		90.9	40-140	7.53	20	
Fluorene (SIM)	44.0	20	µg/L	50.0		88.0	40-140	8.13	20	
Indeno(1,2,3-cd)pyrene (SIM)	53.5	4.0	µg/L	50.0		107	40-140	7.92	20	‡
Indeno(1,2,3-cd)pyrene (SIM)	53.5	2.0	µg/L	50.0		107	40-140	7.92	20	‡
2-Methylnaphthalene (SIM)	44.2	20	µg/L	50.0		88.4	40-140	9.13	20	
Naphthalene (SIM)	41.5	20	µg/L	50.0		82.9	40-140	9.18	20	
Pentachlorophenol (SIM)	38.9	20	µg/L	50.0		77.8	40-140	9.13	20	
Phenanthrene (SIM)	44.1	1.0	µg/L	50.0		88.1	40-140	7.44	20	
Pyrene (SIM)	43.7	20	µg/L	50.0		87.3	40-140	7.36	20	
Surrogate: Nitrobenzene-d5	*83.8*		µg/L	100		83.8	30-130			
Surrogate: 2-Fluorobiphenyl	*71.1*		µg/L	100		71.1	30-130			
Surrogate: p-Terphenyl-d14	*73.0*		µg/L	100		73.0	30-130			

con-test® ANALYTICAL LABORATORY
39 Spruce Street * East Longmeadow, MA 01028 * FAX 413/525-6405 * TEL. 413/525-2332

QUALITY CONTROL

Polychlorinated Biphenyls By GC/ECD - Quality Control

Analyte	Result	Reporting Limit	Units	Spike Level	Source Result	%REC	%REC Limits	RPD	RPD Limit	Notes
Batch B241311 - SW-846 3510C										
Blank (B241311-BLK1)				Prepared: 09/24/19 Analyzed: 09/26/19						
Aroclor-1016	ND	0.17	µg/L							
Aroclor-1016 [2C]	ND	0.17	µg/L							
Aroclor-1221	ND	0.17	µg/L							
Aroclor-1221 [2C]	ND	0.17	µg/L							
Aroclor-1232	ND	0.17	µg/L							
Aroclor-1232 [2C]	ND	0.17	µg/L							
Aroclor-1242	ND	0.17	µg/L							
Aroclor-1242 [2C]	ND	0.17	µg/L							
Aroclor-1248	ND	0.17	µg/L							
Aroclor-1248 [2C]	ND	0.17	µg/L							
Aroclor-1254	ND	0.17	µg/L							
Aroclor-1254 [2C]	ND	0.17	µg/L							
Aroclor-1260	ND	0.17	µg/L							
Aroclor-1260 [2C]	ND	0.17	µg/L							
Aroclor-1262	ND	0.17	µg/L							
Aroclor-1262 [2C]	ND	0.17	µg/L							
Aroclor-1268	ND	0.17	µg/L							
Aroclor-1268 [2C]	ND	0.17	µg/L							
Surrogate: Decachlorobiphenyl	*3.20*		µg/L	3.33		96.0	30-150			
Surrogate: Decachlorobiphenyl [2C]	*3.01*		µg/L	3.33		90.2	30-150			
Surrogate: Tetrachloro-m-xylene	*2.73*		µg/L	3.33		81.8	30-150			
Surrogate: Tetrachloro-m-xylene [2C]	*2.57*		µg/L	3.33		77.2	30-150			
LCS (B241311-BS1)				Prepared: 09/24/19 Analyzed: 09/26/19						
Aroclor-1016	0.42	0.20	µg/L	0.500		83.5	40-140			
Aroclor-1016 [2C]	0.39	0.20	µg/L	0.500		77.4	40-140			
Aroclor-1260	0.37	0.20	µg/L	0.500		74.4	40-140			
Aroclor-1260 [2C]	0.36	0.20	µg/L	0.500		72.2	40-140			
Surrogate: Decachlorobiphenyl	*1.45*		µg/L	2.00		72.3	30-150			
Surrogate: Decachlorobiphenyl [2C]	*1.36*		µg/L	2.00		68.1	30-150			
Surrogate: Tetrachloro-m-xylene	*1.52*		µg/L	2.00		76.0	30-150			
Surrogate: Tetrachloro-m-xylene [2C]	*1.43*		µg/L	2.00		71.5	30-150			
LCS Dup (B241311-BSD1)				Prepared: 09/24/19 Analyzed: 09/26/19						
Aroclor-1016	0.42	0.20	µg/L	0.500		83.2	40-140	0.324	20	
Aroclor-1016 [2C]	0.39	0.20	µg/L	0.500		77.3	40-140	0.137	20	
Aroclor-1260	0.38	0.20	µg/L	0.500		76.0	40-140	2.13	20	
Aroclor-1260 [2C]	0.39	0.20	µg/L	0.500		77.4	40-140	6.91	20	
Surrogate: Decachlorobiphenyl	*1.53*		µg/L	2.00		76.6	30-150			
Surrogate: Decachlorobiphenyl [2C]	*1.44*		µg/L	2.00		72.1	30-150			
Surrogate: Tetrachloro-m-xylene	*1.46*		µg/L	2.00		73.2	30-150			
Surrogate: Tetrachloro-m-xylene [2C]	*1.38*		µg/L	2.00		69.2	30-150			

con-test® ANALYTICAL LABORATORY
39 Spruce Street * East Longmeadow, MA 01028 * FAX 413/525-6405 * TEL. 413/525-2332

QUALITY CONTROL

Petroleum Hydrocarbons Analyses - Quality Control

Analyte	Result	Reporting Limit	Units	Spike Level	Source Result	%REC	%REC Limits	RPD	RPD Limit	Notes
Batch B241240 - SW-846 3510C										
Blank (B241240-BLK1)				Prepared: 09/23/19 Analyzed: 09/25/19						
CT ETPH	ND	0.15	mg/L							
Surrogate: 2-Fluorobiphenyl	*0.107*		mg/L	0.100		107	50-150			
LCS (B241240-BS1)				Prepared: 09/23/19 Analyzed: 09/25/19						
CT ETPH	0.802	0.15	mg/L	1.00		80.2	60-120			
Surrogate: 2-Fluorobiphenyl	*0.0993*		mg/L	0.100		99.3	50-150			
LCS Dup (B241240-BSD1)				Prepared: 09/23/19 Analyzed: 09/25/19						
CT ETPH	0.823	0.15	mg/L	1.00		82.3	60-120	2.57	30	
Surrogate: 2-Fluorobiphenyl	*0.100*		mg/L	0.100		100	50-150			

con-test® ANALYTICAL LABORATORY
39 Spruce Street * East Longmeadow, MA 01028 * FAX 413/525-6405 * TEL. 413/525-2332

QUALITY CONTROL

Metals Analyses (Total) - Quality Control

Analyte	Result	Reporting Limit	Units	Spike Level	Source Result	%REC	%REC Limits	RPD	RPD Limit	Notes
Batch B241254 - SW-846 3005A										
Blank (B241254-BLK1)				Prepared: 09/23/19 Analyzed: 09/24/19						
Arsenic	ND	0.80	µg/L							
Barium	ND	10	µg/L							
Cadmium	ND	0.20	µg/L							
Chromium	ND	1.0	µg/L							
Lead	ND	0.50	µg/L							
Selenium	ND	5.0	µg/L							
Silver	ND	0.20	µg/L							
LCS (B241254-BS1)				Prepared: 09/23/19 Analyzed: 09/24/19						
Arsenic	503	8.0	µg/L	500		101	80-120			
Barium	494	100	µg/L	500		98.8	80-120			
Cadmium	501	2.0	µg/L	500		100	80-120			
Chromium	518	10	µg/L	500		104	80-120			
Lead	503	5.0	µg/L	500		101	80-120			
Selenium	512	50	µg/L	500		102	80-120			
Silver	503	2.0	µg/L	500		101	80-120			
LCS Dup (B241254-BSD1)				Prepared: 09/23/19 Analyzed: 09/24/19						
Arsenic	503	8.0	µg/L	500		101	80-120	0.000971	20	
Barium	499	100	µg/L	500		99.9	80-120	1.06	20	
Cadmium	510	2.0	µg/L	500		102	80-120	1.64	20	
Chromium	521	10	µg/L	500		104	80-120	0.719	20	
Lead	507	5.0	µg/L	500		101	80-120	0.671	20	
Selenium	516	50	µg/L	500		103	80-120	0.942	20	
Silver	511	2.0	µg/L	500		102	80-120	1.62	20	
Batch B241363 - SW-846 7470A Prep										
Blank (B241363-BLK1)				Prepared: 09/24/19 Analyzed: 09/25/19						
Mercury	ND	0.00010	mg/L							
LCS (B241363-BS1)				Prepared: 09/24/19 Analyzed: 09/25/19						
Mercury	0.00387	0.00010	mg/L	0.00400		96.7	80-120			
LCS Dup (B241363-BSD1)				Prepared: 09/24/19 Analyzed: 09/25/19						
Mercury	0.00389	0.00010	mg/L	0.00400		97.2	80-120	0.482	20	

con-test® ANALYTICAL LABORATORY
39 Spruce Street * East Longmeadow, MA 01028 * FAX 413/525-6405 * TEL. 413/525-2332

IDENTIFICATION SUMMARY FOR SINGLE COMPONENT ANALYTES

SW-846 8082A

LCS

Lab Sample ID: B241311-BS1 Date(s) Analyzed: 09/26/2019 09/26/2019

Instrument ID (1): ECD3 Instrument ID (2): ECD3

GC Column (1): ID: (mm) GC Column (2): ID: (mm)

ANALYTE	COL	RT	RT WINDOW		CONCENTRATION	%RPD
			FROM	TO		
Aroclor-1016	1	0.000	0.000	0.000	0.42	
	2	0.000	0.000	0.000	0.39	7.4
Aroclor-1260	1	0.000	0.000	0.000	0.37	
	2	0.000	0.000	0.000	0.36	2.7

con-test® ANALYTICAL LABORATORY
39 Spruce Street * East Longmeadow, MA 01028 * FAX 413/525-6405 * TEL. 413/525-2332

IDENTIFICATION SUMMARY FOR SINGLE COMPONENT ANALYTES

SW-846 8082A

LCS Dup

Lab Sample ID: B241311-BSD1 Date(s) Analyzed: 09/26/2019 09/26/2019

Instrument ID (1): ECD3 Instrument ID (2): ECD3

GC Column (1): ID: (mm) GC Column (2): ID: (mm)

ANALYTE	COL	RT	RT WINDOW		CONCENTRATION	%RPD
			FROM	TO		
Aroclor-1016	1	0.000	0.000	0.000	0.42	
	2	0.000	0.000	0.000	0.39	7.4
Aroclor-1260	1	0.000	0.000	0.000	0.38	
	2	0.000	0.000	0.000	0.39	2.6

con-test® ANALYTICAL LABORATORY
39 Spruce Street * East Longmeadow, MA 01028 * FAX 413/525-6405 * TEL. 413/525-2332

FLAG/QUALIFIER SUMMARY

*	QC result is outside of established limits.
†	Wide recovery limits established for difficult compound.
‡	Wide RPD limits established for difficult compound.
#	Data exceeded client recommended or regulatory level
ND	Not Detected
RL	Reporting Limit is at the level of quantitation (LOQ)
DL	Detection Limit is the lower limit of detection determined by the MDL study
MCL	Maximum Contaminant Level
	Percent recoveries and relative percent differences (RPDs) are determined by the software using values in the calculation which have not been rounded.
	No results have been blank subtracted unless specified in the case narrative section.
L-03	Laboratory fortified blank/laboratory control sample recovery is outside of control limits. Reported value for this compound is likely to be biased on the low side.
L-07A	Either laboratory fortified blank/laboratory control sample or duplicate recovery is outside of control limits, but the other is within limits. RPD outside of control limits. Reduced precision anticipated for any reported result for this compound.
R-05	Laboratory fortified blank duplicate RPD is outside of control limits. Reduced precision is anticipated for any reported value for this compound.
S-07	One associated surrogate standard recovery is outside of control limits but the other(s) is/are within limits. All recoveries are > 10%.
V-05	Continuing calibration verification (CCV) did not meet method specifications and was biased on the low side for this compound.
V-16	Response factor is less than method specified minimum acceptable value. Reduced precision and accuracy may be associated with reported result.
V-34	Initial calibration verification (ICV) did not meet method specifications and was biased on the low side for this compound. Reported result is estimated.
V-35	Initial calibration verification (ICV) did not meet method specifications and was biased on the high side for this compound. Reported result is estimated.
V-36	Initial calibration verification (ICV) did not meet method specifications and was biased on the high side. Data validation is not affected since sample result was "not detected" for this compound.

con-test® ANALYTICAL LABORATORY
39 Spruce Street * East Longmeadow, MA 01028 * FAX 413/525-6405 * TEL. 413/525-2332

CERTIFICATIONS

Certified Analyses included in this Report

Analyte	Certifications
CTDEP ETPH in Water	
CT ETPH	CT
SW-846 6020B in Water	
Arsenic	CT,NH,NY,ME,VA,NC
Barium	CT,NH,NY,ME,VA,NC
Cadmium	CT,NH,NY,RI,ME,VA,NC
Chromium	CT,NH,NY,ME,VA,NC
Lead	CT,NH,NY,ME,VA,NC
Selenium	CT,NH,NY,ME,VA,NC
Silver	CT,NH,NY,ME,VA,NC
SW-846 7470A in Water	
Mercury	CT,NH,NY,NC,ME,VA
SW-846 8082A in Water	
Aroclor-1016	CT,NH,NY,NC,ME,VA,PA
Aroclor-1016 [2C]	CT,NH,NY,NC,ME,VA,PA
Aroclor-1221	CT,NH,NY,NC,ME,VA,PA
Aroclor-1221 [2C]	CT,NH,NY,NC,ME,VA,PA
Aroclor-1232	CT,NH,NY,NC,ME,VA,PA
Aroclor-1232 [2C]	CT,NH,NY,NC,ME,VA,PA
Aroclor-1242	CT,NH,NY,NC,ME,VA,PA
Aroclor-1242 [2C]	CT,NH,NY,NC,ME,VA,PA
Aroclor-1248	CT,NH,NY,NC,ME,VA,PA
Aroclor-1248 [2C]	CT,NH,NY,NC,ME,VA,PA
Aroclor-1254	CT,NH,NY,NC,ME,VA,PA
Aroclor-1254 [2C]	CT,NH,NY,NC,ME,VA,PA
Aroclor-1260	CT,NH,NY,NC,ME,VA,PA
Aroclor-1260 [2C]	CT,NH,NY,NC,ME,VA,PA
Aroclor-1262	NH,NY,NC,ME,VA,PA
Aroclor-1262 [2C]	NH,NY,NC,ME,VA,PA
Aroclor-1268	NH,NY,NC,ME,VA,PA
Aroclor-1268 [2C]	NH,NY,NC,ME,VA,PA
SW-846 8260C in Water	
Acetone	CT,NH,NY,ME
Acrylonitrile	CT,NY,ME
Benzene	CT,NH,NY,ME
Bromobenzene	NY
Bromodichloromethane	CT,NH,NY,ME
Bromoform	CT,NH,NY,ME
Bromomethane	CT,NH,NY,ME
2-Butanone (MEK)	CT,NH,NY,ME
n-Butylbenzene	NY,ME
sec-Butylbenzene	NY,ME
tert-Butylbenzene	NY,ME
Carbon Disulfide	CT,NH,NY,ME
Carbon Tetrachloride	CT,NH,NY,ME
Chlorobenzene	CT,NH,NY,ME

con-test® ANALYTICAL LABORATORY
39 Spruce Street * East Longmeadow, MA 01028 * FAX 413/525-6405 * TEL. 413/525-2332

CERTIFICATIONS

Certified Analyses included in this Report

Analyte	Certifications
SW-846 8260C in Water	
Chlorodibromomethane	CT,NH,NY,ME
Chloroethane	CT,NH,NY,ME
Chloroform	CT,NH,NY,ME
Chloromethane	CT,NH,NY,ME
2-Chlorotoluene	NY,ME
4-Chlorotoluene	NY,ME
1,2-Dibromo-3-chloropropane (DBCP)	NY
1,2-Dibromoethane (EDB)	NY
Dibromomethane	NH,NY,ME
1,2-Dichlorobenzene	CT,NY,ME
1,3-Dichlorobenzene	CT,NH,NY,ME
1,4-Dichlorobenzene	CT,NH,NY,ME
trans-1,4-Dichloro-2-butene	NH,NY,ME
Dichlorodifluoromethane (Freon 12)	NH,NY,ME
1,1-Dichloroethane	CT,NH,NY,ME
1,2-Dichloroethane	CT,NH,NY,ME
1,1-Dichloroethylene	CT,NH,NY,ME
cis-1,2-Dichloroethylene	NY,ME
trans-1,2-Dichloroethylene	CT,NH,NY,ME
1,2-Dichloropropane	CT,NH,NY,ME
1,3-Dichloropropane	NY,ME
2,2-Dichloropropane	NH,NY,ME
1,1-Dichloropropene	NH,NY,ME
cis-1,3-Dichloropropene	CT,NH,NY,ME
trans-1,3-Dichloropropene	CT,NH,NY,ME
Ethylbenzene	CT,NH,NY,ME
Hexachlorobutadiene	CT,NH,NY,ME
2-Hexanone (MBK)	CT,NH,NY,ME
Isopropylbenzene (Cumene)	NY,ME
p-Isopropyltoluene (p-Cymene)	CT,NH,NY,ME
Methyl tert-Butyl Ether (MTBE)	CT,NH,NY,ME
Methylene Chloride	CT,NH,NY,ME
4-Methyl-2-pentanone (MIBK)	CT,NH,NY,ME
Naphthalene	NH,NY,ME
n-Propylbenzene	CT,NH,NY,ME
Styrene	CT,NH,NY,ME
1,1,1,2-Tetrachloroethane	CT,NH,NY,ME
1,1,2,2-Tetrachloroethane	CT,NH,NY,ME
Tetrachloroethylene	CT,NH,NY,ME
Toluene	CT,NH,NY,ME
1,2,3-Trichlorobenzene	NH,NY,ME
1,2,4-Trichlorobenzene	CT,NH,NY,ME
1,1,1-Trichloroethane	CT,NH,NY,ME
1,1,2-Trichloroethane	CT,NH,NY,ME
Trichloroethylene	CT,NH,NY,ME
Trichlorofluoromethane (Freon 11)	CT,NH,NY,ME
1,2,3-Trichloropropane	NH,NY,ME

con-test® ANALYTICAL LABORATORY
39 Spruce Street * East Longmeadow, MA 01028 * FAX 413/525-6405 * TEL. 413/525-2332

CERTIFICATIONS

Certified Analyses included in this Report

Analyte	Certifications
SW-846 8260C in Water	
1,1,2-Trichloro-1,2,2-trifluoroethane (Freon 113)	NY
1,2,4-Trimethylbenzene	NY,ME
1,3,5-Trimethylbenzene	NY,ME
Vinyl Chloride	CT,NH,NY,ME
m+p Xylene	NH,NY,ME
o-Xylene	NH,NY,ME
SW-846 8270D in Water	
Aniline	CT,NY
Bis(2-chloroethoxy)methane	CT,NY,NH
Bis(2-chloroethyl)ether	CT,NY,NH
Bis(2-chloroisopropyl)ether	CT,NY,NH
Bis(2-Ethylhexyl)phthalate	CT,NY,NH
4-Bromophenylphenylether	CT,NY,NH
Butylbenzylphthalate	CT,NY,NH
4-Chloroaniline	CT,NY,NH
4-Chloro-3-methylphenol	CT,NY,NH
2-Chloronaphthalene	CT,NY,NH
2-Chlorophenol	CT,NY,NH
4-Chlorophenylphenylether	CT,NY,NH
Dibenzofuran	CT,NY,NH
Di-n-butylphthalate	CT,NY,NH
1,2-Dichlorobenzene	NY
1,3-Dichlorobenzene	NY
1,4-Dichlorobenzene	NY
3,3-Dichlorobenzidine	CT,NY,NH
2,4-Dichlorophenol	CT,NY,NH
Diethylphthalate	CT,NY,NH
2,4-Dimethylphenol	CT,NY,NH
Dimethylphthalate	CT,NY,NH
4,6-Dinitro-2-methylphenol	CT,NY,NH
2,4-Dinitrophenol	CT,NY,NH
2,4-Dinitrotoluene	CT,NY,NH
2,6-Dinitrotoluene	CT,NY,NH
Di-n-octylphthalate	CT,NY,NH
Hexachlorobenzene	CT,NY,NH
Hexachlorobutadiene	CT,NY,NH
Hexachlorocyclopentadiene	CT,NY,NH
Hexachloroethane	CT,NY,NH
Isophorone	CT,NY,NH
2-Methylphenol	CT,NY,NH
3/4-Methylphenol	CT,NY,NH
Naphthalene	CT,NY,NH
2-Nitroaniline	CT,NY,NH
3-Nitroaniline	CT,NY,NH
4-Nitroaniline	CT,NY,NH
Nitrobenzene	CT,NY,NH

con-test® ANALYTICAL LABORATORY
39 Spruce Street * East Longmeadow, MA 01028 * FAX 413/525-6405 * TEL. 413/525-2332

CERTIFICATIONS

Certified Analyses included in this Report

Analyte	Certifications
SW-846 8270D in Water	
2-Nitrophenol	CT,NY,NH
4-Nitrophenol	CT,NY,NH
N-Nitrosodi-n-propylamine	CT,NY,NH
Pentachlorophenol	CT,NY,NH
Phenol	CT,NY,NH
Pyridine	CT,NY,NH
1,2,4,5-Tetrachlorobenzene	NY
1,2,4-Trichlorobenzene	CT,NY,NH
2,4,5-Trichlorophenol	CT,NY,NH
2,4,6-Trichlorophenol	CT,NY,NH
2-Fluorophenol	NC,VA
Phenol-d6	VA
Nitrobenzene-d5	VA

The CON-TEST Environmental Laboratory operates under the following certifications and accreditations:

Code	Description	Number	Expires
AIHA	AIHA-LAP, LLC - ISO17025:2017	100033	03/1/2020
MA	Massachusetts DEP	M-MA100	06/30/2020
CT	Connecticut Department of Publilc Health	PH-0567	09/30/2021
NY	New York State Department of Health	10899 NELAP	04/1/2020
NH-S	New Hampshire Environmental Lab	2516 NELAP	02/5/2020
RI	Rhode Island Department of Health	LAO00112	12/30/2019
NC	North Carolina Div. of Water Quality	652	12/31/2019
NJ	New Jersey DEP	MA007 NELAP	06/30/2020
FL	Florida Department of Health	E871027 NELAP	06/30/2020
VT	Vermont Department of Health Lead Laboratory	LL015036	07/30/2020
ME	State of Maine	2011028	06/9/2021
VA	Commonwealth of Virginia	460217	12/14/2019
NH-P	New Hampshire Environmental Lab	2557 NELAP	09/6/2020
VT-DW	Vermont Department of Health Drinking Water	VT-255716	06/12/2020
NC-DW	North Carolina Department of Health	25703	07/31/2020
PA	Commonwealth of Pennsylvania DEP	68-05812	06/30/2020

con-test ANALYTICAL LABORATORY

MEK

Phone: 413-525-2332
Fax: 413-525-6405
Email: info@contestlabs.com

http://www.contestlabs.com

Doc # 381 Rev 0 5 8 2015

CHAIN OF CUSTODY RECORD

10474

39 Spruce Street
East Longmeadow, MA 01028

Page 1 of 1

Company Name:	Weston & Sampson - (for Eversource Energy)
Address:	273 Dividend Road, Rocky Hill, CT 06067
Phone:	(860) 513-1473
Project Name:	Simsbury AWC
Project Location:	Simsbury, CT
Project Number:	Client PO = 10227659
Project Manager:	Jeff Willson
Con-Test Bid:	n/a
Invoice Recipient:	Weston & Sampson (Jeff Willson)
Sampled By:	Will Sirotnak

Requested Turnaround Time

7-Day ☐ 10-Day ☐
Other: ☐ 5-7 Bus. Days ☑

RSR's Approval Required

1-Day ☐ 3-Day ☐
2-Day ☐ 4-Day ☐

Data Delivery

Format: PDF ☑ EXCEL ☑
Other:
Enhanced Data Package Required: ☐
Email To: vellenl@wseinc.com
Fax To #: willsoni@wseinc.com

Con-Test Work Order#	Client Sample ID / Description	Beginning Date/Time	Ending Date/Time	Composite	Grab	Matrix Code	Conc Code	VOCs (8260)	PCBs	CT ETPH	SVOCs (incl. PCP) *1	Total RCRA 8 Metals	PAHs *1	# of Containers	Preservation Code	Container Code
								V	H	A	A	A	A			
								3	2	2	2	1	2			
								H	I	I	I	N	I			
1	MW-202	9/12/13	1400		X	GW	U	X								
2	MW-CCA4		930							X	X					
3	MW-101		1030									X	X			
4	MW-6		1115							X	X					
5	MW-16		1050							X		X				
6	Dup-1		-								X	X				
7	Dup-2		-							X			X			
8	Trip Blank		-						X							

Comments: (1) Please bill Weston & Sampson directly, using Eversource rates.

*1 - Run all SVOC and PAH samples using SIM method at low detection limits

Please use the following codes to indicate possible sample concentration within the **Conc Code** column above:
H - High; **M** - Medium; **L** - Low; **C** - Clean; **U** - Unknown

Detection Limit Requirements

MA: _____
CT: CTDEEP RSRs (includes RES DEC & GA PMC)
Other: _____

Program Information

○ MCP Analytical Certification Form Required
● RCP Analysis Certification Form Required
○ MA State DW Form Required
PWSID # _____

NELAC and AIHA-LAP, LLC Accredited

Dissolved Metals Samples
○ Field Filtered
○ Lab to Filter

Orthophosphate Samples
○ Field Filtered
○ Lab to Filter

[1] Matrix Codes:
GW = Ground Water
WW = Waste Water
DW = Drinking Water
A = Air
S = Soil/Solid
SL = Sludge
O = Other (please define)
_____

[2] Preservation Codes:
I = Iced
H = HCL
M = Methanol
N = Nitric Acid
S = Sulfuric Acid
B = Sodium Bisulfate
X = Sodium Hydroxide
T = Sodium Thiosulfate
O = Other (please define)
_____

[3] Container Codes:
A = Amber Glass
G = Glass
P = Plastic
ST = Sterile
V = Vial
S = Summa Canister
T = Tedlar Bag
O = Other (please define)
_____

Relinquished by: (signature)	Date/Time: 9/12/13	
Received by: (signature)	Date/Time: 9/20/13 1100	
Relinquished by: (signature)	Date/Time: 9/20/13 1500	
Received by: (signature)	Date/Time: 9/20/13 1500	
Relinquished by: (signature)	Date/Time:	
Received by: (signature)	Date/Time:	

TURNAROUND TIME (BUSINESS DAYS) STARTS AT 9:00 AM THE DAY AFTER SAMPLE RECEIPT UNLESS THERE ARE QUESTIONS ON THIS CHAIN. IF THIS FORM IS NOT FILLED OUT COMPLETELY OR IS INCORRECT, TURNAROUND TIME CANNOT START UNTIL ALL QUESTIONS HAVE BEEN ANSWERED.

PLEASE BE CAREFUL NOT TO CONTAMINATE THIS DOCUMENT

I Have Not Confirmed Sample Container Numbers With Lab Staff Before Relinquishing Over Samples_____

con-test® ANALYTICAL LABORATORY

Doc# 277 Rev 5 2017

Login Sample Receipt Checklist - (Rejection Criteria Listing - Using Acceptance Policy) Any False Statement will be brought to the attention of the Client - State True or False

Client Weston + Sampson - (for Eversource Energy)

Received By CR Date 09/20/19 Time 1500

How were the samples received? In Cooler T No Cooler _____ On Ice T No Ice _____

Direct from Sampling _____ Ambient _____ Melted Ice _____

By Gun # 2 Actual Temp - 2.9

Were samples within Temperature? 2-6°C T By Blank # _____ Actual Temp - _____

Was Custody Seal Intact? NA Were Samples Tampered with? NA

Was COC Relinquished ? T Does Chain Agree With Samples? T

Are there broken/leaking/loose caps on any samples? F

Is COC in ink/ Legible? T Were samples received within holding time? T

Did COC include all pertinent Information? Client T Analysis T Sampler Name T

Project T ID's T Collection Dates/Times T

Are Sample labels filled out and legible? T

Are there Lab to Filters? F Who was notified? _____

Are there Rushes? F Who was notified? _____

Are there Short Holds? F Who was notified? _____

Is there enough Volume? T

Is there Headspace where applicable? F MS/MSD? F

Proper Media/Containers Used? T Is splitting samples required? F

Were trip blanks received? T On COC? T

Do all samples have the proper pH? Acid TPhL2 Base NA

Vials	#	Containers:	#		#		#
Unp-		1 Liter Amb.	17	1 Liter Plastic		16 oz Amb.	
HCL-	11	500 mL Amb.		500 mL Plastic		8oz Amb/Clear	
Meoh-		250 mL Amb.	6	250 mL Plastic	1	4oz Amb/Clear	
Bisulfate-		Flashpoint		Col./Bacteria		2oz Amb/Clear	
DI-		Other Glass		Other Plastic		Encore	
Thiosulfate-		SOC Kit		Plastic Bag		Frozen:	
Sulfuric-		Perchlorate		Ziplock			

Unused Media

Vials	#	Containers:	#		#		#
Unp-		1 Liter Amb.		1 Liter Plastic		16 oz Amb.	
HCL-		500 mL Amb.		500 mL Plastic		8oz Amb/Clear	
Meoh-		250 mL Amb.		250 mL Plastic		4oz Amb/Clear	
Bisulfate-		Col./Bacteria		Flashpoint		2oz Amb/Clear	
DI-		Other Plastic		Other Glass		Encore	
Thiosulfate-		SOC Kit		Plastic Bag		Frozen:	
Sulfuric-		Perchlorate		Ziplock			

Comments:

C:\MSDCHEM\4\DATA\D092519.SEC\D0925007.D

CT ETPH DISCRIMINATION CHECK

Data File Name D0925007.D
Data File Path C:\MSDCHEM\4\DATA\D092519.SEC\
Operator RMW
Date Acquired 9/25/2019 16:02
Acq. Method File EPH11D.M
Sample Name ETPH 1500
Instrument Name GCFID4

Name	Ret Time	Target Response	Average Response	*%D+/-20
C-9	1.54	9364998	10527579	11
C-10	2.21	9599869	10527579	9
C-12	3.16	9988271	10527579	5
C-14	3.88	10235528	10527579	3
C-16	4.49	10460950	10527579	1
C-18	5.03	10700035	10527579	-2
C-20	5.62	10734342	10527579	-2
C-22	6.35	10837589	10527579	-3
C-24	7.18	10862703	10527579	-3
C-26	7.99	10832250	10527579	-3
C-28	8.73	10870032	10527579	-3
C-30	9.42	10898670	10527579	-4
C-32	10.05	10806614	10527579	-3
C-34	10.65	10905462	10527579	-4
C-36	11.22	10816377	10527579	-3

Samples

19I0997-02
19I0997-03
19I1079-01
19I1079-02
19I1079-03
19I1079-04
19I1079-06
19I0728-07
19I1044-06
19I1044-05
19I1044-04
19I1044-02

*One compound allowed %D</=50%

C:\MSDCHEM\4\DATA\D092519\D0925006.D

CT ETPH DISCRIMINATION CHECK

Data File Name	D0925006.D
Data File Path	C:\MSDCHEM\4\DATA\D092519\
Operator	RMW
Date Acquired	9/25/2019 15:42
Acq. Method File	EPH11D.M
Sample Name	ETPH 1500
Instrument Name	GCFID4

Name	Ret Time	Target Response	Average Response	*%D+/-20
C-9	1.49	7162618	7697110	7
C-10	2.17	7375024	7697110	4
C-12	3.13	7673291	7697110	0
C-14	3.85	7789263	7697110	-1
C-16	4.46	7868900	7697110	-2
C-18	5.01	7941287	7697110	-3
C-20	5.59	7882812	7697110	-2
C-22	6.31	7839302	7697110	-2
C-24	7.14	7769612	7697110	-1
C-26	7.95	7693247	7697110	0
C-28	8.70	7689882	7697110	0
C-30	9.38	7692537	7697110	0
C-32	10.02	7636913	7697110	1
C-34	10.62	7737200	7697110	-1
C-36	11.19	7704765	7697110	0

Samples

19I1014-01
19I1014-02
19I1014-03
19I1014-04
19I1014-05
19I1014-06
19I0978-03
19I1044-03

*One compound allowed %D</=50%

REASONABLE CONFIDENCE PROTOCOL
LABORATORY ANALYSIS QA/QC CERTIFICATION FORM

Laboratory Name: Con-Test Analytical Laboratory

Client: Weston & Sampson

Project Location: Simsbury, CT

Project Number: 19I1044

Laboratory Sample ID(s):

19I1044-01 thru 19I1044-08

Sample Date(s):

09/19/2019

List RCP Methods Used:

CTDEP ETPH, SW-846 6020B, SW-846 7470A, SW-846 8082A, SW-846 8260C, SW-846 8270D

1	For each analytical method referenced in this laboratory report package, were all specified QA/QC performance criteria followed, including the requirement to explain any criteria falling outside of acceptable guidelines, as specified in the CTDEP method-specific Reasonable Confidence Protocol documents?	☑ Yes ☐ No
1A	Were the method specified preservation and holding time requirements met?	☑ Yes ☐ No
1B	VPH and EPH Methods only: Was the VPH and EPH method conducted without significant modifications (see Section 11.3 of respective RCP methods)?	☐ Yes ☐ No ☑ N/A
2	Were all samples received by the laboratory in a condition consistent with that described on the associated chain-of-custody document(s)?	☑ Yes ☐ No
3	Were samples received at an appropriate temperature (< 6 degrees C.)?	☑ Yes ☐ No ☐ N/A
4	Were all QA/QC performance criteria specified in the CTDEP Reasonable Confidence Protocol documents achieved?	☐ Yes ☑ No
5A	Were reporting limits specified or referenced on the chain-of-custody?	☑ Yes ☐ No
5B	Were these reporting limits met?	☐ Yes ☑ No
6	For each analytical method referenced in this laboratory report package, were results reported for all constituents identified in the method-specific analyte lists presented in the Reasonable Confidence Protocol documents?	☐ Yes ☑ No
7	Are project-specific matrix spikes and laboratory duplicates included in this data set?	☐ Yes ☑ No

Notes: For all questions to which the response was "No" (with the exception of question #7), additional information must be provided in an attached narrative. If the answer to question #1, #1A, or #1B is "No", the data package does not meet the requirements for "Reasonable Confidence."
This form may not be altered and all questions must be answered.

Lisa A. Worthington

I, the undersigned, attest under the pains and penalties of perjury that, to the best of my knowledge and belief and based upon my personal inquiry of those responsible for providing the information contained in this analytical report, such information is accurate and complete.

Authorized Signature: Lisa Worthington **Position:** Technical Representative

Printed Name: Lisa A. Worthington **Date:** 09/30/19

Name of Laboratory: Con-Test Analytical Laboratory

This certification form is to be used for RCP methods only.

con-test® ANALYTICAL LABORATORY
39 Spruce Street * East Longmeadow, MA 01028 * FAX 413/525-6405 * TEL. 413/525-2332

December 26, 2019

Jeff Willson
Weston & Sampson
273 Dividend Road
Rocky Hill, CT 06067

Project Location: Simsbury, CT
Client Job Number:
Project Number: [none]
Laboratory Work Order Number: 19L0801

Enclosed are results of analyses for samples received by the laboratory on December 18, 2019. If you have any questions concerning this report, please feel free to contact me.

Sincerely,



Michelle M. Koch
Project Manager

Table of Contents

Sample Summary 4
Case Narrative 5
Sample Results 8
19L0801-01 8
19L0801-02 11
19L0801-03 15
19L0801-04 16
19L0801-05 19
19L0801-06 24
Sample Preparation Information 26
QC Data 27
Volatile Organic Compounds by GC/MS 27
B248704 27
Semivolatile Organic Compounds by GC/MS 30
B248716 30
B248798 33
B248824 34
Polychlorinated Biphenyls By GC/ECD 37
B248651 37
Petroleum Hydrocarbons Analyses 38
B248669 38
Metals Analyses (Total) 39
B248691 39
B248797 39
Dual Column RPD Report 40

Table of Contents (continued)

Flag/Qualifier Summary 42

Certifications 43

Chain of Custody/Sample Receipt 47

con-test® ANALYTICAL LABORATORY
39 Spruce Street * East Longmeadow, MA 01028 * FAX 413/525-6405 * TEL. 413/525-2332

Weston & Sampson
273 Dividend Road
Rocky Hill, CT 06067
ATTN: Jeff Willson

REPORT DATE: 12/26/2019

PURCHASE ORDER NUMBER: 10908492

PROJECT NUMBER: [none]

ANALYTICAL SUMMARY

WORK ORDER NUMBER: 19L0801

The results of analyses performed on the following samples submitted to the CON-TEST Analytical Laboratory are found in this report.

PROJECT LOCATION: Simsbury, CT

FIELD SAMPLE #	LAB ID:	MATRIX	SAMPLE DESCRIPTION	TEST	SUB LAB
MW-16	19L0801-01	Ground Water		CTDEP ETPH	
				SW-846 8270D-E	
MW-6	19L0801-02	Ground Water		CTDEP ETPH	
				SW-846 8260C-D	
				SW-846 8270D-E	
MW-203	19L0801-03	Ground Water		SW-846 8082A	
MW-CCA4	19L0801-04	Ground Water		CTDEP ETPH	
				SW-846 8270D-E	
MW-102	19L0801-05	Ground Water		CTDEP ETPH	
				SW-846 6020B	
				SW-846 7470A	
				SW-846 8082A	
				SW-846 8260C-D	
Trip Blank	19L0801-06	Ground Water		SW-846 8260C-D	

con-test® ANALYTICAL LABORATORY
39 Spruce Street * East Longmeadow, MA 01028 * FAX 413/525-6405 * TEL. 413/525-2332

CASE NARRATIVE SUMMARY

All reported results are within defined laboratory quality control objectives unless listed below or otherwise qualified in this report.

For method 8270, only PAHs were requested and reported for sample 19L0801-02.

For method 6020, only a select list of metals was requested and reported.

39 Spruce Street * East Longmeadow, MA 01028 * FAX 413/525-6405 * TEL. 413/525-2332

SW-846 8260C-D

Qualifications:

L-03

Laboratory fortified blank/laboratory control sample recovery is outside of control limits. Reported value for this compound is likely to be biased on the low side.

Analyte & Samples(s) Qualified:

1,2,3-Trichlorobenzene
19L0801-02[MW-6], 19L0801-05[MW-102], 19L0801-06[Trip Blank], B248704-BLK1, B248704-BS1, S043956-CCV1

1,2,4-Trichlorobenzene
19L0801-02[MW-6], 19L0801-05[MW-102], 19L0801-06[Trip Blank], B248704-BLK1, B248704-BS1, S043956-CCV1

Naphthalene
19L0801-02[MW-6], 19L0801-05[MW-102], 19L0801-06[Trip Blank], B248704-BLK1, B248704-BS1, S043956-CCV1

V-05

Continuing calibration verification (CCV) did not meet method specifications and was biased on the low side for this compound.

Analyte & Samples(s) Qualified:

1,2,3-Trichlorobenzene
19L0801-02[MW-6], 19L0801-05[MW-102], 19L0801-06[Trip Blank], B248704-BLK1, B248704-BS1, S043956-CCV1

1,2,4-Trichlorobenzene
19L0801-02[MW-6], 19L0801-05[MW-102], 19L0801-06[Trip Blank], B248704-BLK1, B248704-BS1, S043956-CCV1

Naphthalene
19L0801-02[MW-6], 19L0801-05[MW-102], 19L0801-06[Trip Blank], B248704-BLK1, B248704-BS1, S043956-CCV1

V-20

Continuing calibration verification (CCV) did not meet method specifications and was biased on the high side. Data validation is not affected since sample result was "not detected" for this compound.

Analyte & Samples(s) Qualified:

Bromomethane
B248704-BS1, S043956-CCV1

Chloromethane
B248704-BS1, S043956-CCV1

SW-846 8270D-E

Qualifications:

R-05

Laboratory fortified blank duplicate RPD is outside of control limits. Reduced precision is anticipated for any reported value for this compound.

Analyte & Samples(s) Qualified:

Pyrene (SIM)
19L0801-01[MW-16], 19L0801-04[MW-CCA4], B248798-BLK1, B248798-BS1, B248798-BSD1, B248824-BLK1, B248824-BS1, B248824-BSD1

RL-03

Elevated reporting limit based on lowest point in calibration.
Requested reporting limit not met.

Analyte & Samples(s) Qualified:

Hexachlorobenzene
19L0801-01[MW-16], 19L0801-04[MW-CCA4]

Pentachlorophenol
19L0801-01[MW-16], 19L0801-04[MW-CCA4]

V-06

Continuing calibration verification (CCV) did not meet method specifications and was biased on the high side for this compound.

Analyte & Samples(s) Qualified:

3,3-Dichlorobenzidine
B248716-BS1, B248716-BSD1

V-20

Continuing calibration verification (CCV) did not meet method specifications and was biased on the high side. Data validation is not affected since sample result was "not detected" for this compound.

Analyte & Samples(s) Qualified:

3,3-Dichlorobenzidine
19L0801-01[MW-16], 19L0801-04[MW-CCA4], B248716-BLK1, S044001-CCV1

con-test® ANALYTICAL LABORATORY
39 Spruce Street * East Longmeadow, MA 01028 * FAX 413/525-6405 * TEL. 413/525-2332

The results of analyses reported only relate to samples submitted to the Con-Test Analytical Laboratory for testing.
I certify that the analyses listed above, unless specifically listed as subcontracted, if any, were performed under my direction according to the approved methodologies listed in this document, and that based upon my inquiry of those individuals immediately responsible for obtaining the information, the material contained in this report is, to the best of my knowledge and belief, accurate and complete.

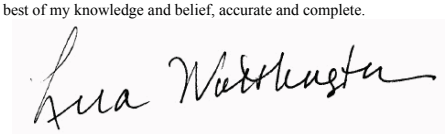

Lisa A. Worthington
Technical Representative

con-test® ANALYTICAL LABORATORY
39 Spruce Street * East Longmeadow, MA 01028 * FAX 413/525-6405 * TEL. 413/525-2332

Project Location: Simsbury, CT | Sample Description: | Work Order: 19L0801

Date Received: 12/18/2019

Field Sample #: MW-16 | Sampled: 12/16/2019 12:45

Sample ID: 19L0801-01

Sample Matrix: Ground Water

Semivolatile Organic Compounds by GC/MS

Analyte	Results	RL	Units	Dilution	Flag/Qual	Method	Date Prepared	Date/Time Analyzed	Analyst
Acenaphthene (SIM)	ND	0.30	µg/L	1		SW-846 8270D-E	12/19/19	12/20/19 17:14	RMW
Acenaphthylene (SIM)	ND	0.30	µg/L	1		SW-846 8270D-E	12/19/19	12/20/19 17:14	RMW
Aniline	ND	5.0	µg/L	1		SW-846 8270D-E	12/19/19	12/20/19 16:35	BGL
Anthracene (SIM)	ND	0.20	µg/L	1		SW-846 8270D-E	12/19/19	12/20/19 17:14	RMW
Benzo(a)anthracene (SIM)	ND	0.050	µg/L	1		SW-846 8270D-E	12/19/19	12/20/19 17:14	RMW
Benzo(a)pyrene (SIM)	ND	0.10	µg/L	1		SW-846 8270D-E	12/19/19	12/20/19 17:14	RMW
Benzo(b)fluoranthene (SIM)	ND	0.050	µg/L	1		SW-846 8270D-E	12/19/19	12/20/19 17:14	RMW
Benzo(g,h,i)perylene (SIM)	ND	0.50	µg/L	1		SW-846 8270D-E	12/19/19	12/20/19 17:14	RMW
Benzo(k)fluoranthene (SIM)	ND	0.20	µg/L	1		SW-846 8270D-E	12/19/19	12/20/19 17:14	RMW
Bis(2-chloroethoxy)methane	ND	10	µg/L	1		SW-846 8270D-E	12/19/19	12/20/19 16:35	BGL
Bis(2-chloroethyl)ether	ND	10	µg/L	1		SW-846 8270D-E	12/19/19	12/20/19 16:35	BGL
Bis(2-chloroisopropyl)ether	ND	10	µg/L	1		SW-846 8270D-E	12/19/19	12/20/19 16:35	BGL
Bis(2-Ethylhexyl)phthalate	ND	2.0	µg/L	1		SW-846 8270D-E	12/19/19	12/20/19 16:35	BGL
4-Bromophenylphenylether	ND	10	µg/L	1		SW-846 8270D-E	12/19/19	12/20/19 16:35	BGL
Butylbenzylphthalate	ND	10	µg/L	1		SW-846 8270D-E	12/19/19	12/20/19 16:35	BGL
Carbazole	ND	10	µg/L	1		SW-846 8270D-E	12/19/19	12/20/19 16:35	BGL
4-Chloroaniline	ND	10	µg/L	1		SW-846 8270D-E	12/19/19	12/20/19 16:35	BGL
4-Chloro-3-methylphenol	ND	10	µg/L	1		SW-846 8270D-E	12/19/19	12/20/19 16:35	BGL
2-Chloronaphthalene	ND	10	µg/L	1		SW-846 8270D-E	12/19/19	12/20/19 16:35	BGL
2-Chlorophenol	ND	10	µg/L	1		SW-846 8270D-E	12/19/19	12/20/19 16:35	BGL
4-Chlorophenylphenylether	ND	10	µg/L	1		SW-846 8270D-E	12/19/19	12/20/19 16:35	BGL
Chrysene (SIM)	ND	0.20	µg/L	1		SW-846 8270D-E	12/19/19	12/20/19 17:14	RMW
Dibenz(a,h)anthracene (SIM)	ND	0.20	µg/L	1		SW-846 8270D-E	12/19/19	12/20/19 17:14	RMW
Dibenzofuran	ND	5.0	µg/L	1		SW-846 8270D-E	12/19/19	12/20/19 16:35	BGL
Di-n-butylphthalate	ND	10	µg/L	1		SW-846 8270D-E	12/19/19	12/20/19 16:35	BGL
3,3-Dichlorobenzidine	ND	10	µg/L	1	V-20	SW-846 8270D-E	12/19/19	12/20/19 16:35	BGL
2,4-Dichlorophenol	ND	10	µg/L	1		SW-846 8270D-E	12/19/19	12/20/19 16:35	BGL
Diethylphthalate	ND	10	µg/L	1		SW-846 8270D-E	12/19/19	12/20/19 16:35	BGL
2,4-Dimethylphenol	ND	10	µg/L	1		SW-846 8270D-E	12/19/19	12/20/19 16:35	BGL
Dimethylphthalate	ND	10	µg/L	1		SW-846 8270D-E	12/19/19	12/20/19 16:35	BGL
4,6-Dinitro-2-methylphenol	ND	10	µg/L	1		SW-846 8270D-E	12/19/19	12/20/19 16:35	BGL
2,4-Dinitrophenol	ND	10	µg/L	1		SW-846 8270D-E	12/19/19	12/20/19 16:35	BGL
2,4-Dinitrotoluene	ND	10	µg/L	1		SW-846 8270D-E	12/19/19	12/20/19 16:35	BGL
2,6-Dinitrotoluene	ND	10	µg/L	1		SW-846 8270D-E	12/19/19	12/20/19 16:35	BGL
Di-n-octylphthalate	ND	10	µg/L	1		SW-846 8270D-E	12/19/19	12/20/19 16:35	BGL
Fluoranthene (SIM)	ND	0.50	µg/L	1		SW-846 8270D-E	12/19/19	12/20/19 17:14	RMW
Fluorene (SIM)	ND	1.0	µg/L	1		SW-846 8270D-E	12/19/19	12/20/19 17:14	RMW
Hexachlorobenzene	ND	2.0	µg/L	1	RL-03	SW-846 8270D-E	12/19/19	12/20/19 16:35	BGL
Hexachlorobutadiene	ND	10	µg/L	1		SW-846 8270D-E	12/19/19	12/20/19 16:35	BGL
Hexachlorocyclopentadiene	ND	10	µg/L	1		SW-846 8270D-E	12/19/19	12/20/19 16:35	BGL
Hexachloroethane	ND	2.0	µg/L	1		SW-846 8270D-E	12/19/19	12/20/19 16:35	BGL
Indeno(1,2,3-cd)pyrene (SIM)	ND	0.20	µg/L	1		SW-846 8270D-E	12/19/19	12/20/19 17:14	RMW
Isophorone	ND	10	µg/L	1		SW-846 8270D-E	12/19/19	12/20/19 16:35	BGL
2-Methylnaphthalene (SIM)	ND	1.0	µg/L	1		SW-846 8270D-E	12/19/19	12/20/19 17:14	RMW

con-test® ANALYTICAL LABORATORY
39 Spruce Street * East Longmeadow, MA 01028 * FAX 413/525-6405 * TEL. 413/525-2332

Project Location: Simsbury, CT | Sample Description: | Work Order: 19L0801

Date Received: 12/18/2019

Field Sample #: MW-16 | Sampled: 12/16/2019 12:45

Sample ID: 19L0801-01

Sample Matrix: Ground Water

Semivolatile Organic Compounds by GC/MS

Analyte	Results	RL	Units	Dilution	Flag/Qual	Method	Date Prepared	Date/Time Analyzed	Analyst
2-Methylphenol	ND	10	µg/L	1		SW-846 8270D-E	12/19/19	12/20/19 16:35	BGL
3/4-Methylphenol	ND	10	µg/L	1		SW-846 8270D-E	12/19/19	12/20/19 16:35	BGL
Naphthalene (SIM)	ND	1.0	µg/L	1		SW-846 8270D-E	12/19/19	12/20/19 17:14	RMW
2-Nitroaniline	ND	10	µg/L	1		SW-846 8270D-E	12/19/19	12/20/19 16:35	BGL
3-Nitroaniline	ND	10	µg/L	1		SW-846 8270D-E	12/19/19	12/20/19 16:35	BGL
4-Nitroaniline	ND	10	µg/L	1		SW-846 8270D-E	12/19/19	12/20/19 16:35	BGL
Pentachlorophenol (SIM)	ND	1.0	µg/L	1		SW-846 8270D-E	12/19/19	12/20/19 17:14	RMW
Nitrobenzene	ND	10	µg/L	1		SW-846 8270D-E	12/19/19	12/20/19 16:35	BGL
2-Nitrophenol	ND	10	µg/L	1		SW-846 8270D-E	12/19/19	12/20/19 16:35	BGL
4-Nitrophenol	ND	10	µg/L	1		SW-846 8270D-E	12/19/19	12/20/19 16:35	BGL
N-Nitrosodiphenylamine/Diphenylamine	ND	10	µg/L	1		SW-846 8270D-E	12/19/19	12/20/19 16:35	BGL
N-Nitrosodi-n-propylamine	ND	10	µg/L	1		SW-846 8270D-E	12/19/19	12/20/19 16:35	BGL
Pentachloronitrobenzene	ND	10	µg/L	1		SW-846 8270D-E	12/19/19	12/20/19 16:35	BGL
Pentachlorophenol	ND	10	µg/L	1	RL-03	SW-846 8270D-E	12/19/19	12/20/19 16:35	BGL
Phenanthrene (SIM)	ND	0.050	µg/L	1		SW-846 8270D-E	12/19/19	12/20/19 17:14	RMW
Phenol	ND	10	µg/L	1		SW-846 8270D-E	12/19/19	12/20/19 16:35	BGL
Pyrene (SIM)	ND	1.0	µg/L	1	R-05	SW-846 8270D-E	12/19/19	12/20/19 17:14	RMW
Pyridine	ND	5.0	µg/L	1		SW-846 8270D-E	12/19/19	12/20/19 16:35	BGL
1,2,4,5-Tetrachlorobenzene	ND	10	µg/L	1		SW-846 8270D-E	12/19/19	12/20/19 16:35	BGL
1,2,4-Trichlorobenzene	ND	5.0	µg/L	1		SW-846 8270D-E	12/19/19	12/20/19 16:35	BGL
2,4,5-Trichlorophenol	ND	10	µg/L	1		SW-846 8270D-E	12/19/19	12/20/19 16:35	BGL
2,4,6-Trichlorophenol	ND	10	µg/L	1		SW-846 8270D-E	12/19/19	12/20/19 16:35	BGL

Surrogates	% Recovery	Recovery Limits	Flag/Qual	
2-Fluorophenol	41.7	15-110		12/20/19 16:35
Phenol-d6	27.9	15-110		12/20/19 16:35
Nitrobenzene-d5	68.1	30-130		12/20/19 16:35
Nitrobenzene-d5	69.6	30-130		12/20/19 17:14
2-Fluorobiphenyl	90.9	30-130		12/20/19 16:35
2,4,6-Tribromophenol	94.7	15-110		12/20/19 16:35
p-Terphenyl-d14	62.7	30-130		12/20/19 17:14
p-Terphenyl-d14	81.7	30-130		12/20/19 16:35

con-test® ANALYTICAL LABORATORY
39 Spruce Street * East Longmeadow, MA 01028 * FAX 413/525-6405 * TEL. 413/525-2332

Project Location: Simsbury, CT | Sample Description: | Work Order: 19L0801

Date Received: 12/18/2019

Field Sample #: MW-16 | Sampled: 12/16/2019 12:45

Sample ID: 19L0801-01

Sample Matrix: Ground Water

Petroleum Hydrocarbons Analyses

Analyte	Results	RL	Units	Dilution	Flag/Qual	Method	Date Prepared	Date/Time Analyzed	Analyst
CT ETPH	ND	0.15	mg/L	1		CTDEP ETPH	12/19/19	12/23/19 19:09	RDD

Surrogates	% Recovery	Recovery Limits	Flag/Qual	
2-Fluorobiphenyl	61.7	50-150		12/23/19 19:09

con-test® ANALYTICAL LABORATORY
39 Spruce Street * East Longmeadow, MA 01028 * FAX 413/525-6405 * TEL. 413/525-2332

Project Location: Simsbury, CT | Sample Description: | Work Order: 19L0801

Date Received: 12/18/2019

Field Sample #: MW-6 | Sampled: 12/16/2019 12:00

Sample ID: 19L0801-02

Sample Matrix: Ground Water

Volatile Organic Compounds by GC/MS

Analyte	Results	RL	Units	Dilution	Flag/Qual	Method	Date Prepared	Date/Time Analyzed	Analyst
Acetone	ND	10	µg/L	1		SW-846 8260C-D	12/19/19	12/19/19 20:01	EEH
Acrylonitrile	ND	2.0	µg/L	1		SW-846 8260C-D	12/19/19	12/19/19 20:01	EEH
Benzene	ND	0.50	µg/L	1		SW-846 8260C-D	12/19/19	12/19/19 20:01	EEH
Bromobenzene	ND	0.50	µg/L	1		SW-846 8260C-D	12/19/19	12/19/19 20:01	EEH
Bromodichloromethane	ND	0.50	µg/L	1		SW-846 8260C-D	12/19/19	12/19/19 20:01	EEH
Bromoform	ND	0.50	µg/L	1		SW-846 8260C-D	12/19/19	12/19/19 20:01	EEH
Bromomethane	ND	1.0	µg/L	1		SW-846 8260C-D	12/19/19	12/19/19 20:01	EEH
2-Butanone (MEK)	ND	5.0	µg/L	1		SW-846 8260C-D	12/19/19	12/19/19 20:01	EEH
n-Butylbenzene	ND	1.0	µg/L	1		SW-846 8260C-D	12/19/19	12/19/19 20:01	EEH
sec-Butylbenzene	ND	1.0	µg/L	1		SW-846 8260C-D	12/19/19	12/19/19 20:01	EEH
tert-Butylbenzene	ND	1.0	µg/L	1		SW-846 8260C-D	12/19/19	12/19/19 20:01	EEH
Carbon Disulfide	ND	5.0	µg/L	1		SW-846 8260C-D	12/19/19	12/19/19 20:01	EEH
Carbon Tetrachloride	ND	0.50	µg/L	1		SW-846 8260C-D	12/19/19	12/19/19 20:01	EEH
Chlorobenzene	ND	0.50	µg/L	1		SW-846 8260C-D	12/19/19	12/19/19 20:01	EEH
Chlorodibromomethane	ND	0.50	µg/L	1		SW-846 8260C-D	12/19/19	12/19/19 20:01	EEH
Chloroethane	ND	0.50	µg/L	1		SW-846 8260C-D	12/19/19	12/19/19 20:01	EEH
Chloroform	ND	0.50	µg/L	1		SW-846 8260C-D	12/19/19	12/19/19 20:01	EEH
Chloromethane	ND	0.60	µg/L	1		SW-846 8260C-D	12/19/19	12/19/19 20:01	EEH
2-Chlorotoluene	ND	0.50	µg/L	1		SW-846 8260C-D	12/19/19	12/19/19 20:01	EEH
4-Chlorotoluene	ND	0.50	µg/L	1		SW-846 8260C-D	12/19/19	12/19/19 20:01	EEH
1,2-Dibromo-3-chloropropane (DBCP)	ND	1.0	µg/L	1		SW-846 8260C-D	12/19/19	12/19/19 20:01	EEH
1,2-Dibromoethane (EDB)	ND	0.50	µg/L	1		SW-846 8260C-D	12/19/19	12/19/19 20:01	EEH
Dibromomethane	ND	0.50	µg/L	1		SW-846 8260C-D	12/19/19	12/19/19 20:01	EEH
1,2-Dichlorobenzene	ND	0.50	µg/L	1		SW-846 8260C-D	12/19/19	12/19/19 20:01	EEH
1,3-Dichlorobenzene	ND	0.50	µg/L	1		SW-846 8260C-D	12/19/19	12/19/19 20:01	EEH
1,4-Dichlorobenzene	ND	0.50	µg/L	1		SW-846 8260C-D	12/19/19	12/19/19 20:01	EEH
trans-1,4-Dichloro-2-butene	ND	2.0	µg/L	1		SW-846 8260C-D	12/19/19	12/19/19 20:01	EEH
Dichlorodifluoromethane (Freon 12)	ND	0.50	µg/L	1		SW-846 8260C-D	12/19/19	12/19/19 20:01	EEH
1,1-Dichloroethane	ND	0.50	µg/L	1		SW-846 8260C-D	12/19/19	12/19/19 20:01	EEH
1,2-Dichloroethane	ND	0.50	µg/L	1		SW-846 8260C-D	12/19/19	12/19/19 20:01	EEH
1,1-Dichloroethylene	ND	0.50	µg/L	1		SW-846 8260C-D	12/19/19	12/19/19 20:01	EEH
cis-1,2-Dichloroethylene	ND	0.50	µg/L	1		SW-846 8260C-D	12/19/19	12/19/19 20:01	EEH
trans-1,2-Dichloroethylene	ND	1.0	µg/L	1		SW-846 8260C-D	12/19/19	12/19/19 20:01	EEH
1,2-Dichloropropane	ND	0.50	µg/L	1		SW-846 8260C-D	12/19/19	12/19/19 20:01	EEH
1,3-Dichloropropane	ND	0.50	µg/L	1		SW-846 8260C-D	12/19/19	12/19/19 20:01	EEH
2,2-Dichloropropane	ND	0.50	µg/L	1		SW-846 8260C-D	12/19/19	12/19/19 20:01	EEH
1,1-Dichloropropene	ND	0.50	µg/L	1		SW-846 8260C-D	12/19/19	12/19/19 20:01	EEH
cis-1,3-Dichloropropene	ND	0.50	µg/L	1		SW-846 8260C-D	12/19/19	12/19/19 20:01	EEH
trans-1,3-Dichloropropene	ND	0.50	µg/L	1		SW-846 8260C-D	12/19/19	12/19/19 20:01	EEH
Ethylbenzene	ND	0.50	µg/L	1		SW-846 8260C-D	12/19/19	12/19/19 20:01	EEH
Hexachlorobutadiene	ND	0.60	µg/L	1		SW-846 8260C-D	12/19/19	12/19/19 20:01	EEH
2-Hexanone (MBK)	ND	5.0	µg/L	1		SW-846 8260C-D	12/19/19	12/19/19 20:01	EEH
Isopropylbenzene (Cumene)	ND	0.50	µg/L	1		SW-846 8260C-D	12/19/19	12/19/19 20:01	EEH
p-Isopropyltoluene (p-Cymene)	ND	0.50	µg/L	1		SW-846 8260C-D	12/19/19	12/19/19 20:01	EEH

con-test® ANALYTICAL LABORATORY
39 Spruce Street * East Longmeadow, MA 01028 * FAX 413/525-6405 * TEL. 413/525-2332

Project Location: Simsbury, CT | Sample Description: | Work Order: 19L0801

Date Received: 12/18/2019

Field Sample #: MW-6 | Sampled: 12/16/2019 12:00

Sample ID: 19L0801-02

Sample Matrix: Ground Water

Volatile Organic Compounds by GC/MS

Analyte	Results	RL	Units	Dilution	Flag/Qual	Method	Date Prepared	Date/Time Analyzed	Analyst
Methyl tert-Butyl Ether (MTBE)	ND	0.50	µg/L	1		SW-846 8260C-D	12/19/19	12/19/19 20:01	EEH
Methylene Chloride	ND	5.0	µg/L	1		SW-846 8260C-D	12/19/19	12/19/19 20:01	EEH
4-Methyl-2-pentanone (MIBK)	ND	5.0	µg/L	1		SW-846 8260C-D	12/19/19	12/19/19 20:01	EEH
Naphthalene	ND	2.0	µg/L	1	L-03, V-05	SW-846 8260C-D	12/19/19	12/19/19 20:01	EEH
n-Propylbenzene	ND	1.0	µg/L	1		SW-846 8260C-D	12/19/19	12/19/19 20:01	EEH
Styrene	ND	1.0	µg/L	1		SW-846 8260C-D	12/19/19	12/19/19 20:01	EEH
1,1,1,2-Tetrachloroethane	ND	0.50	µg/L	1		SW-846 8260C-D	12/19/19	12/19/19 20:01	EEH
1,1,2,2-Tetrachloroethane	ND	0.50	µg/L	1		SW-846 8260C-D	12/19/19	12/19/19 20:01	EEH
Tetrachloroethylene	ND	1.0	µg/L	1		SW-846 8260C-D	12/19/19	12/19/19 20:01	EEH
Tetrahydrofuran	ND	10	µg/L	1		SW-846 8260C-D	12/19/19	12/19/19 20:01	EEH
Toluene	ND	1.0	µg/L	1		SW-846 8260C-D	12/19/19	12/19/19 20:01	EEH
1,2,3-Trichlorobenzene	ND	1.0	µg/L	1	L-03, V-05	SW-846 8260C-D	12/19/19	12/19/19 20:01	EEH
1,2,4-Trichlorobenzene	ND	0.50	µg/L	1	L-03, V-05	SW-846 8260C-D	12/19/19	12/19/19 20:01	EEH
1,1,1-Trichloroethane	ND	0.50	µg/L	1		SW-846 8260C-D	12/19/19	12/19/19 20:01	EEH
1,1,2-Trichloroethane	ND	0.50	µg/L	1		SW-846 8260C-D	12/19/19	12/19/19 20:01	EEH
Trichloroethylene	ND	1.0	µg/L	1		SW-846 8260C-D	12/19/19	12/19/19 20:01	EEH
Trichlorofluoromethane (Freon 11)	ND	2.0	µg/L	1		SW-846 8260C-D	12/19/19	12/19/19 20:01	EEH
1,2,3-Trichloropropane	ND	0.50	µg/L	1		SW-846 8260C-D	12/19/19	12/19/19 20:01	EEH
1,1,2-Trichloro-1,2,2-trifluoroethane (Freon 113)	ND	0.50	µg/L	1		SW-846 8260C-D	12/19/19	12/19/19 20:01	EEH
1,2,4-Trimethylbenzene	ND	0.50	µg/L	1		SW-846 8260C-D	12/19/19	12/19/19 20:01	EEH
1,3,5-Trimethylbenzene	ND	0.50	µg/L	1		SW-846 8260C-D	12/19/19	12/19/19 20:01	EEH
Vinyl Chloride	ND	1.0	µg/L	1		SW-846 8260C-D	12/19/19	12/19/19 20:01	EEH
m+p Xylene	ND	2.0	µg/L	1		SW-846 8260C-D	12/19/19	12/19/19 20:01	EEH
o-Xylene	ND	1.0	µg/L	1		SW-846 8260C-D	12/19/19	12/19/19 20:01	EEH

Surrogates	% Recovery	Recovery Limits	Flag/Qual	
1,2-Dichloroethane-d4	97.4	70-130		12/19/19 20:01
Toluene-d8	97.8	70-130		12/19/19 20:01
4-Bromofluorobenzene	91.6	70-130		12/19/19 20:01

con-test® ANALYTICAL LABORATORY
39 Spruce Street * East Longmeadow, MA 01028 * FAX 413/525-6405 * TEL. 413/525-2332

Project Location: Simsbury, CT | Sample Description: | Work Order: 19L0801

Date Received: 12/18/2019

Field Sample #: MW-6 | Sampled: 12/16/2019 12:00

Sample ID: 19L0801-02

Sample Matrix: Ground Water

Semivolatile Organic Compounds by GC/MS

Analyte	Results	RL	Units	Dilution	Flag/Qual	Method	Date Prepared	Date/Time Analyzed	Analyst
Acenaphthene (SIM)	ND	0.30	µg/L	1		SW-846 8270D-E	12/19/19	12/23/19 16:11	RMW
Acenaphthylene (SIM)	ND	0.20	µg/L	1		SW-846 8270D-E	12/19/19	12/23/19 16:11	RMW
Anthracene (SIM)	ND	0.20	µg/L	1		SW-846 8270D-E	12/19/19	12/23/19 16:11	RMW
Benzo(a)anthracene (SIM)	ND	0.050	µg/L	1		SW-846 8270D-E	12/19/19	12/23/19 16:11	RMW
Benzo(a)pyrene (SIM)	ND	0.10	µg/L	1		SW-846 8270D-E	12/19/19	12/23/19 16:11	RMW
Benzo(b)fluoranthene (SIM)	ND	0.050	µg/L	1		SW-846 8270D-E	12/19/19	12/23/19 16:11	RMW
Benzo(g,h,i)perylene (SIM)	ND	0.50	µg/L	1		SW-846 8270D-E	12/19/19	12/23/19 16:11	RMW
Benzo(k)fluoranthene (SIM)	ND	0.20	µg/L	1		SW-846 8270D-E	12/19/19	12/23/19 16:11	RMW
Chrysene (SIM)	ND	0.20	µg/L	1		SW-846 8270D-E	12/19/19	12/23/19 16:11	RMW
Dibenz(a,h)anthracene (SIM)	ND	0.10	µg/L	1		SW-846 8270D-E	12/19/19	12/23/19 16:11	RMW
Fluoranthene (SIM)	ND	0.50	µg/L	1		SW-846 8270D-E	12/19/19	12/23/19 16:11	RMW
Fluorene (SIM)	ND	1.0	µg/L	1		SW-846 8270D-E	12/19/19	12/23/19 16:11	RMW
Indeno(1,2,3-cd)pyrene (SIM)	ND	0.10	µg/L	1		SW-846 8270D-E	12/19/19	12/23/19 16:11	RMW
2-Methylnaphthalene (SIM)	ND	1.0	µg/L	1		SW-846 8270D-E	12/19/19	12/23/19 16:11	RMW
Naphthalene (SIM)	ND	1.0	µg/L	1		SW-846 8270D-E	12/19/19	12/23/19 16:11	RMW
Phenanthrene (SIM)	ND	0.050	µg/L	1		SW-846 8270D-E	12/19/19	12/23/19 16:11	RMW
Pyrene (SIM)	ND	1.0	µg/L	1		SW-846 8270D-E	12/19/19	12/23/19 16:11	RMW

Surrogates	% Recovery	Recovery Limits	Flag/Qual	
Nitrobenzene-d5	67.1	30-130		12/23/19 16:11
2-Fluorobiphenyl	55.6	30-130		12/23/19 16:11
p-Terphenyl-d14	57.2	30-130		12/23/19 16:11

con-test® ANALYTICAL LABORATORY
39 Spruce Street * East Longmeadow, MA 01028 * FAX 413/525-6405 * TEL. 413/525-2332

Project Location: Simsbury, CT | Sample Description: | Work Order: 19L0801

Date Received: 12/18/2019

Field Sample #: MW-6 | Sampled: 12/16/2019 12:00

Sample ID: 19L0801-02

Sample Matrix: Ground Water

Petroleum Hydrocarbons Analyses

Analyte	Results	RL	Units	Dilution	Flag/Qual	Method	Date Prepared	Date/Time Analyzed	Analyst
CT ETPH	0.15	0.14	mg/L	1		CTDEP ETPH	12/19/19	12/23/19 19:50	RDD

Surrogates	% Recovery	Recovery Limits	Flag/Qual	
2-Fluorobiphenyl	58.6	50-150		12/23/19 19:50

con-test® ANALYTICAL LABORATORY
39 Spruce Street * East Longmeadow, MA 01028 * FAX 413/525-6405 * TEL. 413/525-2332

Project Location: Simsbury, CT | Sample Description: | Work Order: 19L0801

Date Received: 12/18/2019

Field Sample #: MW-203 | Sampled: 12/16/2019 11:10

Sample ID: 19L0801-03

Sample Matrix: Ground Water

Polychlorinated Biphenyls By GC/ECD

Analyte	Results	RL	Units	Dilution	Flag/Qual	Method	Date Prepared	Date/Time Analyzed	Analyst
Aroclor-1016 [1]	ND	0.20	µg/L	1		SW-846 8082A	12/19/19	12/20/19 13:40	TG
Aroclor-1221 [1]	ND	0.20	µg/L	1		SW-846 8082A	12/19/19	12/20/19 13:40	TG
Aroclor-1232 [1]	ND	0.20	µg/L	1		SW-846 8082A	12/19/19	12/20/19 13:40	TG
Aroclor-1242 [1]	ND	0.20	µg/L	1		SW-846 8082A	12/19/19	12/20/19 13:40	TG
Aroclor-1248 [1]	ND	0.20	µg/L	1		SW-846 8082A	12/19/19	12/20/19 13:40	TG
Aroclor-1254 [1]	ND	0.20	µg/L	1		SW-846 8082A	12/19/19	12/20/19 13:40	TG
Aroclor-1260 [1]	ND	0.20	µg/L	1		SW-846 8082A	12/19/19	12/20/19 13:40	TG
Aroclor-1262 [1]	ND	0.20	µg/L	1		SW-846 8082A	12/19/19	12/20/19 13:40	TG
Aroclor-1268 [1]	ND	0.20	µg/L	1		SW-846 8082A	12/19/19	12/20/19 13:40	TG

Surrogates	% Recovery	Recovery Limits	Flag/Qual	
Decachlorobiphenyl [1]	86.9	30-150		12/20/19 13:40
Decachlorobiphenyl [2]	90.2	30-150		12/20/19 13:40
Tetrachloro-m-xylene [1]	71.4	30-150		12/20/19 13:40
Tetrachloro-m-xylene [2]	70.3	30-150		12/20/19 13:40

con-test® ANALYTICAL LABORATORY
39 Spruce Street * East Longmeadow, MA 01028 * FAX 413/525-6405 * TEL. 413/525-2332

Project Location: Simsbury, CT | Sample Description: | Work Order: 19L0801

Date Received: 12/18/2019

Field Sample #: MW-CCA4 | Sampled: 12/16/2019 09:20

Sample ID: 19L0801-04

Sample Matrix: Ground Water

Semivolatile Organic Compounds by GC/MS

Analyte	Results	RL	Units	Dilution	Flag/Qual	Method	Date Prepared	Date/Time Analyzed	Analyst
Acenaphthene (SIM)	ND	0.30	µg/L	1		SW-846 8270D-E	12/19/19	12/20/19 17:42	RMW
Acenaphthylene (SIM)	ND	0.30	µg/L	1		SW-846 8270D-E	12/19/19	12/20/19 17:42	RMW
Aniline	ND	5.0	µg/L	1		SW-846 8270D-E	12/19/19	12/20/19 17:01	BGL
Anthracene (SIM)	ND	0.20	µg/L	1		SW-846 8270D-E	12/19/19	12/20/19 17:42	RMW
Benzo(a)anthracene (SIM)	ND	0.050	µg/L	1		SW-846 8270D-E	12/19/19	12/20/19 17:42	RMW
Benzo(a)pyrene (SIM)	ND	0.10	µg/L	1		SW-846 8270D-E	12/19/19	12/20/19 17:42	RMW
Benzo(b)fluoranthene (SIM)	ND	0.050	µg/L	1		SW-846 8270D-E	12/19/19	12/20/19 17:42	RMW
Benzo(g,h,i)perylene (SIM)	ND	0.50	µg/L	1		SW-846 8270D-E	12/19/19	12/20/19 17:42	RMW
Benzo(k)fluoranthene (SIM)	ND	0.20	µg/L	1		SW-846 8270D-E	12/19/19	12/20/19 17:42	RMW
Bis(2-chloroethoxy)methane	ND	10	µg/L	1		SW-846 8270D-E	12/19/19	12/20/19 17:01	BGL
Bis(2-chloroethyl)ether	ND	10	µg/L	1		SW-846 8270D-E	12/19/19	12/20/19 17:01	BGL
Bis(2-chloroisopropyl)ether	ND	10	µg/L	1		SW-846 8270D-E	12/19/19	12/20/19 17:01	BGL
Bis(2-Ethylhexyl)phthalate	ND	2.0	µg/L	1		SW-846 8270D-E	12/19/19	12/20/19 17:01	BGL
4-Bromophenylphenylether	ND	10	µg/L	1		SW-846 8270D-E	12/19/19	12/20/19 17:01	BGL
Butylbenzylphthalate	ND	10	µg/L	1		SW-846 8270D-E	12/19/19	12/20/19 17:01	BGL
Carbazole	ND	10	µg/L	1		SW-846 8270D-E	12/19/19	12/20/19 17:01	BGL
4-Chloroaniline	ND	10	µg/L	1		SW-846 8270D-E	12/19/19	12/20/19 17:01	BGL
4-Chloro-3-methylphenol	ND	10	µg/L	1		SW-846 8270D-E	12/19/19	12/20/19 17:01	BGL
2-Chloronaphthalene	ND	10	µg/L	1		SW-846 8270D-E	12/19/19	12/20/19 17:01	BGL
2-Chlorophenol	ND	10	µg/L	1		SW-846 8270D-E	12/19/19	12/20/19 17:01	BGL
4-Chlorophenylphenylether	ND	10	µg/L	1		SW-846 8270D-E	12/19/19	12/20/19 17:01	BGL
Chrysene (SIM)	ND	0.20	µg/L	1		SW-846 8270D-E	12/19/19	12/20/19 17:42	RMW
Dibenz(a,h)anthracene (SIM)	ND	0.20	µg/L	1		SW-846 8270D-E	12/19/19	12/20/19 17:42	RMW
Dibenzofuran	ND	5.0	µg/L	1		SW-846 8270D-E	12/19/19	12/20/19 17:01	BGL
Di-n-butylphthalate	ND	10	µg/L	1		SW-846 8270D-E	12/19/19	12/20/19 17:01	BGL
3,3-Dichlorobenzidine	ND	10	µg/L	1	V-20	SW-846 8270D-E	12/19/19	12/20/19 17:01	BGL
2,4-Dichlorophenol	ND	10	µg/L	1		SW-846 8270D-E	12/19/19	12/20/19 17:01	BGL
Diethylphthalate	ND	10	µg/L	1		SW-846 8270D-E	12/19/19	12/20/19 17:01	BGL
2,4-Dimethylphenol	ND	10	µg/L	1		SW-846 8270D-E	12/19/19	12/20/19 17:01	BGL
Dimethylphthalate	ND	10	µg/L	1		SW-846 8270D-E	12/19/19	12/20/19 17:01	BGL
4,6-Dinitro-2-methylphenol	ND	10	µg/L	1		SW-846 8270D-E	12/19/19	12/20/19 17:01	BGL
2,4-Dinitrophenol	ND	10	µg/L	1		SW-846 8270D-E	12/19/19	12/20/19 17:01	BGL
2,4-Dinitrotoluene	ND	10	µg/L	1		SW-846 8270D-E	12/19/19	12/20/19 17:01	BGL
2,6-Dinitrotoluene	ND	10	µg/L	1		SW-846 8270D-E	12/19/19	12/20/19 17:01	BGL
Di-n-octylphthalate	ND	10	µg/L	1		SW-846 8270D-E	12/19/19	12/20/19 17:01	BGL
Fluoranthene (SIM)	ND	0.50	µg/L	1		SW-846 8270D-E	12/19/19	12/20/19 17:42	RMW
Fluorene (SIM)	ND	1.0	µg/L	1		SW-846 8270D-E	12/19/19	12/20/19 17:42	RMW
Hexachlorobenzene	ND	2.0	µg/L	1	RL-03	SW-846 8270D-E	12/19/19	12/20/19 17:01	BGL
Hexachlorobutadiene	ND	10	µg/L	1		SW-846 8270D-E	12/19/19	12/20/19 17:01	BGL
Hexachlorocyclopentadiene	ND	10	µg/L	1		SW-846 8270D-E	12/19/19	12/20/19 17:01	BGL
Hexachloroethane	ND	2.0	µg/L	1		SW-846 8270D-E	12/19/19	12/20/19 17:01	BGL
Indeno(1,2,3-cd)pyrene (SIM)	ND	0.20	µg/L	1		SW-846 8270D-E	12/19/19	12/20/19 17:42	RMW
Isophorone	ND	10	µg/L	1		SW-846 8270D-E	12/19/19	12/20/19 17:01	BGL
2-Methylnaphthalene (SIM)	ND	1.0	µg/L	1		SW-846 8270D-E	12/19/19	12/20/19 17:42	RMW

con-test® ANALYTICAL LABORATORY
39 Spruce Street * East Longmeadow, MA 01028 * FAX 413/525-6405 * TEL. 413/525-2332

Project Location: Simsbury, CT | Sample Description: | Work Order: 19L0801

Date Received: 12/18/2019

Field Sample #: MW-CCA4 | Sampled: 12/16/2019 09:20

Sample ID: 19L0801-04

Sample Matrix: Ground Water

Semivolatile Organic Compounds by GC/MS

Analyte	Results	RL	Units	Dilution	Flag/Qual	Method	Date Prepared	Date/Time Analyzed	Analyst
2-Methylphenol	ND	10	µg/L	1		SW-846 8270D-E	12/19/19	12/20/19 17:01	BGL
3/4-Methylphenol	ND	10	µg/L	1		SW-846 8270D-E	12/19/19	12/20/19 17:01	BGL
Naphthalene (SIM)	ND	1.0	µg/L	1		SW-846 8270D-E	12/19/19	12/20/19 17:42	RMW
2-Nitroaniline	ND	10	µg/L	1		SW-846 8270D-E	12/19/19	12/20/19 17:01	BGL
3-Nitroaniline	ND	10	µg/L	1		SW-846 8270D-E	12/19/19	12/20/19 17:01	BGL
4-Nitroaniline	ND	10	µg/L	1		SW-846 8270D-E	12/19/19	12/20/19 17:01	BGL
Pentachlorophenol (SIM)	ND	1.0	µg/L	1		SW-846 8270D-E	12/19/19	12/20/19 17:42	RMW
Nitrobenzene	ND	10	µg/L	1		SW-846 8270D-E	12/19/19	12/20/19 17:01	BGL
2-Nitrophenol	ND	10	µg/L	1		SW-846 8270D-E	12/19/19	12/20/19 17:01	BGL
4-Nitrophenol	ND	10	µg/L	1		SW-846 8270D-E	12/19/19	12/20/19 17:01	BGL
N-Nitrosodiphenylamine/Diphenylamine	ND	10	µg/L	1		SW-846 8270D-E	12/19/19	12/20/19 17:01	BGL
N-Nitrosodi-n-propylamine	ND	10	µg/L	1		SW-846 8270D-E	12/19/19	12/20/19 17:01	BGL
Pentachloronitrobenzene	ND	10	µg/L	1		SW-846 8270D-E	12/19/19	12/20/19 17:01	BGL
Pentachlorophenol	ND	10	µg/L	1	RL-03	SW-846 8270D-E	12/19/19	12/20/19 17:01	BGL
Phenanthrene (SIM)	ND	0.050	µg/L	1		SW-846 8270D-E	12/19/19	12/20/19 17:42	RMW
Phenol	ND	10	µg/L	1		SW-846 8270D-E	12/19/19	12/20/19 17:01	BGL
Pyrene (SIM)	ND	1.0	µg/L	1	R-05	SW-846 8270D-E	12/19/19	12/20/19 17:42	RMW
Pyridine	ND	5.0	µg/L	1		SW-846 8270D-E	12/19/19	12/20/19 17:01	BGL
1,2,4,5-Tetrachlorobenzene	ND	10	µg/L	1		SW-846 8270D-E	12/19/19	12/20/19 17:01	BGL
1,2,4-Trichlorobenzene	ND	5.0	µg/L	1		SW-846 8270D-E	12/19/19	12/20/19 17:01	BGL
2,4,5-Trichlorophenol	ND	10	µg/L	1		SW-846 8270D-E	12/19/19	12/20/19 17:01	BGL
2,4,6-Trichlorophenol	ND	10	µg/L	1		SW-846 8270D-E	12/19/19	12/20/19 17:01	BGL

Surrogates	% Recovery	Recovery Limits	Flag/Qual	
2-Fluorophenol	44.3	15-110		12/20/19 17:01
Phenol-d6	30.2	15-110		12/20/19 17:01
Nitrobenzene-d5	69.5	30-130		12/20/19 17:01
Nitrobenzene-d5	68.5	30-130		12/20/19 17:42
2-Fluorobiphenyl	92.1	30-130		12/20/19 17:01
2,4,6-Tribromophenol	93.0	15-110		12/20/19 17:01
p-Terphenyl-d14	82.2	30-130		12/20/19 17:01
p-Terphenyl-d14	69.9	30-130		12/20/19 17:42

con-test® ANALYTICAL LABORATORY
39 Spruce Street * East Longmeadow, MA 01028 * FAX 413/525-6405 * TEL. 413/525-2332

Project Location: Simsbury, CT | Sample Description: | Work Order: 19L0801

Date Received: 12/18/2019

Field Sample #: MW-CCA4 | Sampled: 12/16/2019 09:20

Sample ID: 19L0801-04

Sample Matrix: Ground Water

Petroleum Hydrocarbons Analyses

Analyte	Results	RL	Units	Dilution	Flag/Qual	Method	Date Prepared	Date/Time Analyzed	Analyst
CT ETPH	ND	0.15	mg/L	1		CTDEP ETPH	12/19/19	12/23/19 20:10	RDD

Surrogates	% Recovery	Recovery Limits	Flag/Qual	
2-Fluorobiphenyl	57.7	50-150		12/23/19 20:10

con-test® ANALYTICAL LABORATORY
39 Spruce Street * East Longmeadow, MA 01028 * FAX 413/525-6405 * TEL. 413/525-2332

Project Location: Simsbury, CT | Sample Description: | Work Order: 19L0801

Date Received: 12/18/2019

Field Sample #: MW-102 | Sampled: 12/16/2019 10:00

Sample ID: 19L0801-05

Sample Matrix: Ground Water

Volatile Organic Compounds by GC/MS

Analyte	Results	RL	Units	Dilution	Flag/Qual	Method	Date Prepared	Date/Time Analyzed	Analyst
Acetone	ND	10	µg/L	1		SW-846 8260C-D	12/19/19	12/19/19 20:27	EEH
Acrylonitrile	ND	2.0	µg/L	1		SW-846 8260C-D	12/19/19	12/19/19 20:27	EEH
Benzene	ND	0.50	µg/L	1		SW-846 8260C-D	12/19/19	12/19/19 20:27	EEH
Bromobenzene	ND	0.50	µg/L	1		SW-846 8260C-D	12/19/19	12/19/19 20:27	EEH
Bromodichloromethane	ND	0.50	µg/L	1		SW-846 8260C-D	12/19/19	12/19/19 20:27	EEH
Bromoform	ND	0.50	µg/L	1		SW-846 8260C-D	12/19/19	12/19/19 20:27	EEH
Bromomethane	ND	1.0	µg/L	1		SW-846 8260C-D	12/19/19	12/19/19 20:27	EEH
2-Butanone (MEK)	ND	5.0	µg/L	1		SW-846 8260C-D	12/19/19	12/19/19 20:27	EEH
n-Butylbenzene	ND	1.0	µg/L	1		SW-846 8260C-D	12/19/19	12/19/19 20:27	EEH
sec-Butylbenzene	ND	1.0	µg/L	1		SW-846 8260C-D	12/19/19	12/19/19 20:27	EEH
tert-Butylbenzene	ND	1.0	µg/L	1		SW-846 8260C-D	12/19/19	12/19/19 20:27	EEH
Carbon Disulfide	ND	5.0	µg/L	1		SW-846 8260C-D	12/19/19	12/19/19 20:27	EEH
Carbon Tetrachloride	ND	0.50	µg/L	1		SW-846 8260C-D	12/19/19	12/19/19 20:27	EEH
Chlorobenzene	ND	0.50	µg/L	1		SW-846 8260C-D	12/19/19	12/19/19 20:27	EEH
Chlorodibromomethane	ND	0.50	µg/L	1		SW-846 8260C-D	12/19/19	12/19/19 20:27	EEH
Chloroethane	ND	0.50	µg/L	1		SW-846 8260C-D	12/19/19	12/19/19 20:27	EEH
Chloroform	0.72	0.50	µg/L	1		SW-846 8260C-D	12/19/19	12/19/19 20:27	EEH
Chloromethane	ND	0.60	µg/L	1		SW-846 8260C-D	12/19/19	12/19/19 20:27	EEH
2-Chlorotoluene	ND	0.50	µg/L	1		SW-846 8260C-D	12/19/19	12/19/19 20:27	EEH
4-Chlorotoluene	ND	0.50	µg/L	1		SW-846 8260C-D	12/19/19	12/19/19 20:27	EEH
1,2-Dibromo-3-chloropropane (DBCP)	ND	1.0	µg/L	1		SW-846 8260C-D	12/19/19	12/19/19 20:27	EEH
1,2-Dibromoethane (EDB)	ND	0.50	µg/L	1		SW-846 8260C-D	12/19/19	12/19/19 20:27	EEH
Dibromomethane	ND	0.50	µg/L	1		SW-846 8260C-D	12/19/19	12/19/19 20:27	EEH
1,2-Dichlorobenzene	ND	0.50	µg/L	1		SW-846 8260C-D	12/19/19	12/19/19 20:27	EEH
1,3-Dichlorobenzene	ND	0.50	µg/L	1		SW-846 8260C-D	12/19/19	12/19/19 20:27	EEH
1,4-Dichlorobenzene	ND	0.50	µg/L	1		SW-846 8260C-D	12/19/19	12/19/19 20:27	EEH
trans-1,4-Dichloro-2-butene	ND	2.0	µg/L	1		SW-846 8260C-D	12/19/19	12/19/19 20:27	EEH
Dichlorodifluoromethane (Freon 12)	ND	0.50	µg/L	1		SW-846 8260C-D	12/19/19	12/19/19 20:27	EEH
1,1-Dichloroethane	ND	0.50	µg/L	1		SW-846 8260C-D	12/19/19	12/19/19 20:27	EEH
1,2-Dichloroethane	ND	0.50	µg/L	1		SW-846 8260C-D	12/19/19	12/19/19 20:27	EEH
1,1-Dichloroethylene	ND	0.50	µg/L	1		SW-846 8260C-D	12/19/19	12/19/19 20:27	EEH
cis-1,2-Dichloroethylene	ND	0.50	µg/L	1		SW-846 8260C-D	12/19/19	12/19/19 20:27	EEH
trans-1,2-Dichloroethylene	ND	1.0	µg/L	1		SW-846 8260C-D	12/19/19	12/19/19 20:27	EEH
1,2-Dichloropropane	ND	0.50	µg/L	1		SW-846 8260C-D	12/19/19	12/19/19 20:27	EEH
1,3-Dichloropropane	ND	0.50	µg/L	1		SW-846 8260C-D	12/19/19	12/19/19 20:27	EEH
2,2-Dichloropropane	ND	0.50	µg/L	1		SW-846 8260C-D	12/19/19	12/19/19 20:27	EEH
1,1-Dichloropropene	ND	0.50	µg/L	1		SW-846 8260C-D	12/19/19	12/19/19 20:27	EEH
cis-1,3-Dichloropropene	ND	0.50	µg/L	1		SW-846 8260C-D	12/19/19	12/19/19 20:27	EEH
trans-1,3-Dichloropropene	ND	0.50	µg/L	1		SW-846 8260C-D	12/19/19	12/19/19 20:27	EEH
Ethylbenzene	ND	0.50	µg/L	1		SW-846 8260C-D	12/19/19	12/19/19 20:27	EEH
Hexachlorobutadiene	ND	0.60	µg/L	1		SW-846 8260C-D	12/19/19	12/19/19 20:27	EEH
2-Hexanone (MBK)	ND	5.0	µg/L	1		SW-846 8260C-D	12/19/19	12/19/19 20:27	EEH
Isopropylbenzene (Cumene)	ND	0.50	µg/L	1		SW-846 8260C-D	12/19/19	12/19/19 20:27	EEH
p-Isopropyltoluene (p-Cymene)	ND	0.50	µg/L	1		SW-846 8260C-D	12/19/19	12/19/19 20:27	EEH

con-test® ANALYTICAL LABORATORY
39 Spruce Street * East Longmeadow, MA 01028 * FAX 413/525-6405 * TEL. 413/525-2332

Project Location: Simsbury, CT | Sample Description: | Work Order: 19L0801

Date Received: 12/18/2019

Field Sample #: MW-102 | Sampled: 12/16/2019 10:00

Sample ID: 19L0801-05

Sample Matrix: Ground Water

Volatile Organic Compounds by GC/MS

Analyte	Results	RL	Units	Dilution	Flag/Qual	Method	Date Prepared	Date/Time Analyzed	Analyst
Methyl tert-Butyl Ether (MTBE)	ND	0.50	µg/L	1		SW-846 8260C-D	12/19/19	12/19/19 20:27	EEH
Methylene Chloride	ND	5.0	µg/L	1		SW-846 8260C-D	12/19/19	12/19/19 20:27	EEH
4-Methyl-2-pentanone (MIBK)	ND	5.0	µg/L	1		SW-846 8260C-D	12/19/19	12/19/19 20:27	EEH
Naphthalene	ND	2.0	µg/L	1	L-03, V-05	SW-846 8260C-D	12/19/19	12/19/19 20:27	EEH
n-Propylbenzene	ND	1.0	µg/L	1		SW-846 8260C-D	12/19/19	12/19/19 20:27	EEH
Styrene	ND	1.0	µg/L	1		SW-846 8260C-D	12/19/19	12/19/19 20:27	EEH
1,1,1,2-Tetrachloroethane	ND	0.50	µg/L	1		SW-846 8260C-D	12/19/19	12/19/19 20:27	EEH
1,1,2,2-Tetrachloroethane	ND	0.50	µg/L	1		SW-846 8260C-D	12/19/19	12/19/19 20:27	EEH
Tetrachloroethylene	ND	1.0	µg/L	1		SW-846 8260C-D	12/19/19	12/19/19 20:27	EEH
Tetrahydrofuran	ND	10	µg/L	1		SW-846 8260C-D	12/19/19	12/19/19 20:27	EEH
Toluene	ND	1.0	µg/L	1		SW-846 8260C-D	12/19/19	12/19/19 20:27	EEH
1,2,3-Trichlorobenzene	ND	1.0	µg/L	1	L-03, V-05	SW-846 8260C-D	12/19/19	12/19/19 20:27	EEH
1,2,4-Trichlorobenzene	ND	0.50	µg/L	1	L-03, V-05	SW-846 8260C-D	12/19/19	12/19/19 20:27	EEH
1,1,1-Trichloroethane	ND	0.50	µg/L	1		SW-846 8260C-D	12/19/19	12/19/19 20:27	EEH
1,1,2-Trichloroethane	ND	0.50	µg/L	1		SW-846 8260C-D	12/19/19	12/19/19 20:27	EEH
Trichloroethylene	ND	1.0	µg/L	1		SW-846 8260C-D	12/19/19	12/19/19 20:27	EEH
Trichlorofluoromethane (Freon 11)	ND	2.0	µg/L	1		SW-846 8260C-D	12/19/19	12/19/19 20:27	EEH
1,2,3-Trichloropropane	ND	0.50	µg/L	1		SW-846 8260C-D	12/19/19	12/19/19 20:27	EEH
1,1,2-Trichloro-1,2,2-trifluoroethane (Freon 113)	ND	0.50	µg/L	1		SW-846 8260C-D	12/19/19	12/19/19 20:27	EEH
1,2,4-Trimethylbenzene	ND	0.50	µg/L	1		SW-846 8260C-D	12/19/19	12/19/19 20:27	EEH
1,3,5-Trimethylbenzene	ND	0.50	µg/L	1		SW-846 8260C-D	12/19/19	12/19/19 20:27	EEH
Vinyl Chloride	ND	1.0	µg/L	1		SW-846 8260C-D	12/19/19	12/19/19 20:27	EEH
m+p Xylene	ND	2.0	µg/L	1		SW-846 8260C-D	12/19/19	12/19/19 20:27	EEH
o-Xylene	ND	1.0	µg/L	1		SW-846 8260C-D	12/19/19	12/19/19 20:27	EEH

Surrogates	% Recovery	Recovery Limits	Flag/Qual	
1,2-Dichloroethane-d4	99.2	70-130		12/19/19 20:27
Toluene-d8	98.4	70-130		12/19/19 20:27
4-Bromofluorobenzene	92.2	70-130		12/19/19 20:27

con-test® ANALYTICAL LABORATORY
39 Spruce Street * East Longmeadow, MA 01028 * FAX 413/525-6405 * TEL. 413/525-2332

Project Location: Simsbury, CT | Sample Description: | Work Order: 19L0801

Date Received: 12/18/2019

Field Sample #: MW-102 | Sampled: 12/16/2019 10:00

Sample ID: 19L0801-05

Sample Matrix: Ground Water

Polychlorinated Biphenyls By GC/ECD

Analyte	Results	RL	Units	Dilution	Flag/Qual	Method	Date Prepared	Date/Time Analyzed	Analyst
Aroclor-1016 [1]	ND	0.22	µg/L	1		SW-846 8082A	12/19/19	12/20/19 13:52	TG
Aroclor-1221 [1]	ND	0.22	µg/L	1		SW-846 8082A	12/19/19	12/20/19 13:52	TG
Aroclor-1232 [1]	ND	0.22	µg/L	1		SW-846 8082A	12/19/19	12/20/19 13:52	TG
Aroclor-1242 [1]	ND	0.22	µg/L	1		SW-846 8082A	12/19/19	12/20/19 13:52	TG
Aroclor-1248 [1]	ND	0.22	µg/L	1		SW-846 8082A	12/19/19	12/20/19 13:52	TG
Aroclor-1254 [1]	ND	0.22	µg/L	1		SW-846 8082A	12/19/19	12/20/19 13:52	TG
Aroclor-1260 [1]	ND	0.22	µg/L	1		SW-846 8082A	12/19/19	12/20/19 13:52	TG
Aroclor-1262 [1]	ND	0.22	µg/L	1		SW-846 8082A	12/19/19	12/20/19 13:52	TG
Aroclor-1268 [1]	ND	0.22	µg/L	1		SW-846 8082A	12/19/19	12/20/19 13:52	TG

Surrogates	% Recovery	Recovery Limits	Flag/Qual	
Decachlorobiphenyl [1]	79.3	30-150		12/20/19 13:52
Decachlorobiphenyl [2]	81.9	30-150		12/20/19 13:52
Tetrachloro-m-xylene [1]	65.4	30-150		12/20/19 13:52
Tetrachloro-m-xylene [2]	64.6	30-150		12/20/19 13:52

con-test® ANALYTICAL LABORATORY
39 Spruce Street * East Longmeadow, MA 01028 * FAX 413/525-6405 * TEL. 413/525-2332

Project Location: Simsbury, CT | Sample Description: | Work Order: 19L0801

Date Received: 12/18/2019

Field Sample #: MW-102 | Sampled: 12/16/2019 10:00

Sample ID: 19L0801-05

Sample Matrix: Ground Water

Petroleum Hydrocarbons Analyses

Analyte	Results	RL	Units	Dilution	Flag/Qual	Method	Date Prepared	Date/Time Analyzed	Analyst
CT ETPH	0.32	0.16	mg/L	1		CTDEP ETPH	12/19/19	12/23/19 19:29	RDD

Surrogates	% Recovery	Recovery Limits	Flag/Qual	
2-Fluorobiphenyl	58.3	50-150		12/23/19 19:29

con-test® ANALYTICAL LABORATORY
39 Spruce Street * East Longmeadow, MA 01028 * FAX 413/525-6405 * TEL. 413/525-2332

Project Location: Simsbury, CT | Sample Description: | Work Order: 19L0801

Date Received: 12/18/2019

Field Sample #: MW-102 | Sampled: 12/16/2019 10:00

Sample ID: 19L0801-05

Sample Matrix: Ground Water

Metals Analyses (Total)

Analyte	Results	RL	Units	Dilution	Flag/Qual	Method	Date Prepared	Date/Time Analyzed	Analyst
Arsenic	ND	0.80	µg/L	1		SW-846 6020B	12/20/19	12/23/19 16:36	QNW
Barium	100	10	µg/L	1		SW-846 6020B	12/20/19	12/23/19 14:09	MJH
Cadmium	ND	0.20	µg/L	1		SW-846 6020B	12/20/19	12/23/19 14:09	MJH
Chromium	2.9	1.0	µg/L	1		SW-846 6020B	12/20/19	12/23/19 14:09	MJH
Lead	ND	0.50	µg/L	1		SW-846 6020B	12/20/19	12/23/19 14:09	MJH
Mercury	ND	0.00010	mg/L	1		SW-846 7470A	12/19/19	12/20/19 16:28	AJL
Selenium	ND	5.0	µg/L	1		SW-846 6020B	12/20/19	12/23/19 14:09	MJH
Silver	ND	0.20	µg/L	1		SW-846 6020B	12/20/19	12/23/19 14:09	MJH

con-test® ANALYTICAL LABORATORY
39 Spruce Street * East Longmeadow, MA 01028 * FAX 413/525-6405 * TEL. 413/525-2332

Project Location: Simsbury, CT | Sample Description: | Work Order: 19L0801

Date Received: 12/18/2019

Field Sample #: Trip Blank | Sampled: 12/16/2019 00:00

Sample ID: 19L0801-06

Sample Matrix: Ground Water

Volatile Organic Compounds by GC/MS

Analyte	Results	RL	Units	Dilution	Flag/Qual	Method	Date Prepared	Date/Time Analyzed	Analyst
Acetone	ND	10	µg/L	1		SW-846 8260C-D	12/19/19	12/19/19 15:36	EEH
Acrylonitrile	ND	2.0	µg/L	1		SW-846 8260C-D	12/19/19	12/19/19 15:36	EEH
Benzene	ND	0.50	µg/L	1		SW-846 8260C-D	12/19/19	12/19/19 15:36	EEH
Bromobenzene	ND	0.50	µg/L	1		SW-846 8260C-D	12/19/19	12/19/19 15:36	EEH
Bromodichloromethane	ND	0.50	µg/L	1		SW-846 8260C-D	12/19/19	12/19/19 15:36	EEH
Bromoform	ND	0.50	µg/L	1		SW-846 8260C-D	12/19/19	12/19/19 15:36	EEH
Bromomethane	ND	1.0	µg/L	1		SW-846 8260C-D	12/19/19	12/19/19 15:36	EEH
2-Butanone (MEK)	ND	5.0	µg/L	1		SW-846 8260C-D	12/19/19	12/19/19 15:36	EEH
n-Butylbenzene	ND	1.0	µg/L	1		SW-846 8260C-D	12/19/19	12/19/19 15:36	EEH
sec-Butylbenzene	ND	1.0	µg/L	1		SW-846 8260C-D	12/19/19	12/19/19 15:36	EEH
tert-Butylbenzene	ND	1.0	µg/L	1		SW-846 8260C-D	12/19/19	12/19/19 15:36	EEH
Carbon Disulfide	ND	5.0	µg/L	1		SW-846 8260C-D	12/19/19	12/19/19 15:36	EEH
Carbon Tetrachloride	ND	0.50	µg/L	1		SW-846 8260C-D	12/19/19	12/19/19 15:36	EEH
Chlorobenzene	ND	0.50	µg/L	1		SW-846 8260C-D	12/19/19	12/19/19 15:36	EEH
Chlorodibromomethane	ND	0.50	µg/L	1		SW-846 8260C-D	12/19/19	12/19/19 15:36	EEH
Chloroethane	ND	0.50	µg/L	1		SW-846 8260C-D	12/19/19	12/19/19 15:36	EEH
Chloroform	ND	0.50	µg/L	1		SW-846 8260C-D	12/19/19	12/19/19 15:36	EEH
Chloromethane	ND	0.60	µg/L	1		SW-846 8260C-D	12/19/19	12/19/19 15:36	EEH
2-Chlorotoluene	ND	0.50	µg/L	1		SW-846 8260C-D	12/19/19	12/19/19 15:36	EEH
4-Chlorotoluene	ND	0.50	µg/L	1		SW-846 8260C-D	12/19/19	12/19/19 15:36	EEH
1,2-Dibromo-3-chloropropane (DBCP)	ND	1.0	µg/L	1		SW-846 8260C-D	12/19/19	12/19/19 15:36	EEH
1,2-Dibromoethane (EDB)	ND	0.50	µg/L	1		SW-846 8260C-D	12/19/19	12/19/19 15:36	EEH
Dibromomethane	ND	0.50	µg/L	1		SW-846 8260C-D	12/19/19	12/19/19 15:36	EEH
1,2-Dichlorobenzene	ND	0.50	µg/L	1		SW-846 8260C-D	12/19/19	12/19/19 15:36	EEH
1,3-Dichlorobenzene	ND	0.50	µg/L	1		SW-846 8260C-D	12/19/19	12/19/19 15:36	EEH
1,4-Dichlorobenzene	ND	0.50	µg/L	1		SW-846 8260C-D	12/19/19	12/19/19 15:36	EEH
trans-1,4-Dichloro-2-butene	ND	2.0	µg/L	1		SW-846 8260C-D	12/19/19	12/19/19 15:36	EEH
Dichlorodifluoromethane (Freon 12)	ND	0.50	µg/L	1		SW-846 8260C-D	12/19/19	12/19/19 15:36	EEH
1,1-Dichloroethane	ND	0.50	µg/L	1		SW-846 8260C-D	12/19/19	12/19/19 15:36	EEH
1,2-Dichloroethane	ND	0.50	µg/L	1		SW-846 8260C-D	12/19/19	12/19/19 15:36	EEH
1,1-Dichloroethylene	ND	0.50	µg/L	1		SW-846 8260C-D	12/19/19	12/19/19 15:36	EEH
cis-1,2-Dichloroethylene	ND	0.50	µg/L	1		SW-846 8260C-D	12/19/19	12/19/19 15:36	EEH
trans-1,2-Dichloroethylene	ND	1.0	µg/L	1		SW-846 8260C-D	12/19/19	12/19/19 15:36	EEH
1,2-Dichloropropane	ND	0.50	µg/L	1		SW-846 8260C-D	12/19/19	12/19/19 15:36	EEH
1,3-Dichloropropane	ND	0.50	µg/L	1		SW-846 8260C-D	12/19/19	12/19/19 15:36	EEH
2,2-Dichloropropane	ND	0.50	µg/L	1		SW-846 8260C-D	12/19/19	12/19/19 15:36	EEH
1,1-Dichloropropene	ND	0.50	µg/L	1		SW-846 8260C-D	12/19/19	12/19/19 15:36	EEH
cis-1,3-Dichloropropene	ND	0.50	µg/L	1		SW-846 8260C-D	12/19/19	12/19/19 15:36	EEH
trans-1,3-Dichloropropene	ND	0.50	µg/L	1		SW-846 8260C-D	12/19/19	12/19/19 15:36	EEH
Ethylbenzene	ND	0.50	µg/L	1		SW-846 8260C-D	12/19/19	12/19/19 15:36	EEH
Hexachlorobutadiene	ND	0.60	µg/L	1		SW-846 8260C-D	12/19/19	12/19/19 15:36	EEH
2-Hexanone (MBK)	ND	5.0	µg/L	1		SW-846 8260C-D	12/19/19	12/19/19 15:36	EEH
Isopropylbenzene (Cumene)	ND	0.50	µg/L	1		SW-846 8260C-D	12/19/19	12/19/19 15:36	EEH
p-Isopropyltoluene (p-Cymene)	ND	0.50	µg/L	1		SW-846 8260C-D	12/19/19	12/19/19 15:36	EEH

con-test® ANALYTICAL LABORATORY
39 Spruce Street * East Longmeadow, MA 01028 * FAX 413/525-6405 * TEL. 413/525-2332

Project Location: Simsbury, CT | Sample Description: | Work Order: 19L0801

Date Received: 12/18/2019

Field Sample #: Trip Blank | Sampled: 12/16/2019 00:00

Sample ID: 19L0801-06

Sample Matrix: Ground Water

Volatile Organic Compounds by GC/MS

Analyte	Results	RL	Units	Dilution	Flag/Qual	Method	Date Prepared	Date/Time Analyzed	Analyst
Methyl tert-Butyl Ether (MTBE)	ND	0.50	µg/L	1		SW-846 8260C-D	12/19/19	12/19/19 15:36	EEH
Methylene Chloride	ND	5.0	µg/L	1		SW-846 8260C-D	12/19/19	12/19/19 15:36	EEH
4-Methyl-2-pentanone (MIBK)	ND	5.0	µg/L	1		SW-846 8260C-D	12/19/19	12/19/19 15:36	EEH
Naphthalene	ND	2.0	µg/L	1	L-03, V-05	SW-846 8260C-D	12/19/19	12/19/19 15:36	EEH
n-Propylbenzene	ND	1.0	µg/L	1		SW-846 8260C-D	12/19/19	12/19/19 15:36	EEH
Styrene	ND	1.0	µg/L	1		SW-846 8260C-D	12/19/19	12/19/19 15:36	EEH
1,1,1,2-Tetrachloroethane	ND	0.50	µg/L	1		SW-846 8260C-D	12/19/19	12/19/19 15:36	EEH
1,1,2,2-Tetrachloroethane	ND	0.50	µg/L	1		SW-846 8260C-D	12/19/19	12/19/19 15:36	EEH
Tetrachloroethylene	ND	1.0	µg/L	1		SW-846 8260C-D	12/19/19	12/19/19 15:36	EEH
Tetrahydrofuran	ND	10	µg/L	1		SW-846 8260C-D	12/19/19	12/19/19 15:36	EEH
Toluene	ND	1.0	µg/L	1		SW-846 8260C-D	12/19/19	12/19/19 15:36	EEH
1,2,3-Trichlorobenzene	ND	1.0	µg/L	1	V-05, L-03	SW-846 8260C-D	12/19/19	12/19/19 15:36	EEH
1,2,4-Trichlorobenzene	ND	0.50	µg/L	1	L-03, V-05	SW-846 8260C-D	12/19/19	12/19/19 15:36	EEH
1,1,1-Trichloroethane	ND	0.50	µg/L	1		SW-846 8260C-D	12/19/19	12/19/19 15:36	EEH
1,1,2-Trichloroethane	ND	0.50	µg/L	1		SW-846 8260C-D	12/19/19	12/19/19 15:36	EEH
Trichloroethylene	ND	1.0	µg/L	1		SW-846 8260C-D	12/19/19	12/19/19 15:36	EEH
Trichlorofluoromethane (Freon 11)	ND	2.0	µg/L	1		SW-846 8260C-D	12/19/19	12/19/19 15:36	EEH
1,2,3-Trichloropropane	ND	0.50	µg/L	1		SW-846 8260C-D	12/19/19	12/19/19 15:36	EEH
1,1,2-Trichloro-1,2,2-trifluoroethane (Freon 113)	ND	0.50	µg/L	1		SW-846 8260C-D	12/19/19	12/19/19 15:36	EEH
1,2,4-Trimethylbenzene	ND	0.50	µg/L	1		SW-846 8260C-D	12/19/19	12/19/19 15:36	EEH
1,3,5-Trimethylbenzene	ND	0.50	µg/L	1		SW-846 8260C-D	12/19/19	12/19/19 15:36	EEH
Vinyl Chloride	ND	1.0	µg/L	1		SW-846 8260C-D	12/19/19	12/19/19 15:36	EEH
m+p Xylene	ND	2.0	µg/L	1		SW-846 8260C-D	12/19/19	12/19/19 15:36	EEH
o-Xylene	ND	1.0	µg/L	1		SW-846 8260C-D	12/19/19	12/19/19 15:36	EEH

Surrogates	% Recovery	Recovery Limits	Flag/Qual	
1,2-Dichloroethane-d4	98.1	70-130		12/19/19 15:36
Toluene-d8	97.6	70-130		12/19/19 15:36
4-Bromofluorobenzene	93.3	70-130		12/19/19 15:36

con-test® ANALYTICAL LABORATORY
39 Spruce Street * East Longmeadow, MA 01028 * FAX 413/525-6405 * TEL. 413/525-2332

Sample Extraction Data

Prep Method: SW-846 3510C-CTDEP ETPH

Lab Number [Field ID]	Batch	Initial [mL]	Final [mL]	Date
19L0801-01 [MW-16]	B248669	1000	1.00	12/19/19
19L0801-02 [MW-6]	B248669	1060	1.00	12/19/19
19L0801-04 [MW-CCA4]	B248669	1010	1.00	12/19/19
19L0801-05 [MW-102]	B248669	920	1.00	12/19/19

Prep Method: SW-846 3005A-SW-846 6020B

Lab Number [Field ID]	Batch	Initial [mL]	Final [mL]	Date
19L0801-05 [MW-102]	B248797	50.0	50.0	12/20/19

Prep Method: SW-846 7470A Prep-SW-846 7470A

Lab Number [Field ID]	Batch	Initial [mL]	Final [mL]	Date
19L0801-05 [MW-102]	B248691	6.00	6.00	12/19/19

Prep Method: SW-846 3510C-SW-846 8082A

Lab Number [Field ID]	Batch	Initial [mL]	Final [mL]	Date
19L0801-03 [MW-203]	B248651	1010	10.0	12/19/19
19L0801-05 [MW-102]	B248651	910	10.0	12/19/19

Prep Method: SW-846 5030B-SW-846 8260C-D

Lab Number [Field ID]	Batch	Initial [mL]	Final [mL]	Date
19L0801-02 [MW-6]	B248704	5	5.00	12/19/19
19L0801-05 [MW-102]	B248704	5	5.00	12/19/19
19L0801-06 [Trip Blank]	B248704	5	5.00	12/19/19

Prep Method: SW-846 3510C-SW-846 8270D-E

Lab Number [Field ID]	Batch	Initial [mL]	Final [mL]	Date
19L0801-01 [MW-16]	B248716	995	1.00	12/19/19
19L0801-04 [MW-CCA4]	B248716	1000	1.00	12/19/19

Prep Method: SW-846 3510C-SW-846 8270D-E

Lab Number [Field ID]	Batch	Initial [mL]	Final [mL]	Date
19L0801-02 [MW-6]	B248798	1000	1.00	12/19/19

Prep Method: SW-846 3510C-SW-846 8270D-E

Lab Number [Field ID]	Batch	Initial [mL]	Final [mL]	Date
19L0801-01 [MW-16]	B248824	995	1.00	12/19/19
19L0801-04 [MW-CCA4]	B248824	1000	1.00	12/19/19

con-test® ANALYTICAL LABORATORY
39 Spruce Street * East Longmeadow, MA 01028 * FAX 413/525-6405 * TEL. 413/525-2332

QUALITY CONTROL

Volatile Organic Compounds by GC/MS - Quality Control

Analyte	Result	Reporting Limit	Units	Spike Level	Source Result	%REC	%REC Limits	RPD	RPD Limit	Notes
Batch B248704 - SW-846 5030B										
Blank (B248704-BLK1)				Prepared & Analyzed: 12/19/19						
Acetone	ND	10	µg/L							
Acrylonitrile	ND	2.0	µg/L							
Benzene	ND	0.50	µg/L							
Bromobenzene	ND	0.50	µg/L							
Bromodichloromethane	ND	0.50	µg/L							
Bromoform	ND	0.50	µg/L							
Bromomethane	ND	1.0	µg/L							
2-Butanone (MEK)	ND	5.0	µg/L							
n-Butylbenzene	ND	1.0	µg/L							
sec-Butylbenzene	ND	1.0	µg/L							
tert-Butylbenzene	ND	1.0	µg/L							
Carbon Disulfide	ND	5.0	µg/L							
Carbon Tetrachloride	ND	0.50	µg/L							
Chlorobenzene	ND	0.50	µg/L							
Chlorodibromomethane	ND	0.50	µg/L							
Chloroethane	ND	0.50	µg/L							
Chloroform	ND	0.50	µg/L							
Chloromethane	ND	0.60	µg/L							
2-Chlorotoluene	ND	0.50	µg/L							
4-Chlorotoluene	ND	0.50	µg/L							
1,2-Dibromo-3-chloropropane (DBCP)	ND	1.0	µg/L							
1,2-Dibromoethane (EDB)	ND	0.50	µg/L							
Dibromomethane	ND	0.50	µg/L							
1,2-Dichlorobenzene	ND	0.50	µg/L							
1,3-Dichlorobenzene	ND	0.50	µg/L							
1,4-Dichlorobenzene	ND	0.50	µg/L							
trans-1,4-Dichloro-2-butene	ND	2.0	µg/L							
Dichlorodifluoromethane (Freon 12)	ND	0.50	µg/L							
1,1-Dichloroethane	ND	0.50	µg/L							
1,2-Dichloroethane	ND	0.50	µg/L							
1,1-Dichloroethylene	ND	0.50	µg/L							
cis-1,2-Dichloroethylene	ND	0.50	µg/L							
trans-1,2-Dichloroethylene	ND	1.0	µg/L							
1,2-Dichloropropane	ND	0.50	µg/L							
1,3-Dichloropropane	ND	0.50	µg/L							
2,2-Dichloropropane	ND	0.50	µg/L							
1,1-Dichloropropene	ND	0.50	µg/L							
cis-1,3-Dichloropropene	ND	0.50	µg/L							
trans-1,3-Dichloropropene	ND	0.50	µg/L							
Ethylbenzene	ND	0.50	µg/L							
Hexachlorobutadiene	ND	0.60	µg/L							
2-Hexanone (MBK)	ND	5.0	µg/L							
Isopropylbenzene (Cumene)	ND	0.50	µg/L							
p-Isopropyltoluene (p-Cymene)	ND	0.50	µg/L							
Methyl tert-Butyl Ether (MTBE)	ND	0.50	µg/L							
Methylene Chloride	ND	5.0	µg/L							
4-Methyl-2-pentanone (MIBK)	ND	5.0	µg/L							
Naphthalene	ND	2.0	µg/L							L-03, V-05
n-Propylbenzene	ND	1.0	µg/L							
Styrene	ND	1.0	µg/L							
1,1,1,2-Tetrachloroethane	ND	0.50	µg/L							
1,1,2,2-Tetrachloroethane	ND	0.50	µg/L							

con-test® ANALYTICAL LABORATORY
39 Spruce Street * East Longmeadow, MA 01028 * FAX 413/525-6405 * TEL. 413/525-2332

QUALITY CONTROL

Volatile Organic Compounds by GC/MS - Quality Control

Analyte	Result	Reporting Limit	Units	Spike Level	Source Result	%REC	%REC Limits	RPD	RPD Limit	Notes
Batch B248704 - SW-846 5030B										
Blank (B248704-BLK1)				Prepared & Analyzed: 12/19/19						
Tetrachloroethylene	ND	1.0	µg/L							
Tetrahydrofuran	ND	10	µg/L							
Toluene	ND	1.0	µg/L							
1,2,3-Trichlorobenzene	ND	1.0	µg/L							L-03, V-05
1,2,4-Trichlorobenzene	ND	0.50	µg/L							L-03, V-05
1,1,1-Trichloroethane	ND	0.50	µg/L							
1,1,2-Trichloroethane	ND	0.50	µg/L							
Trichloroethylene	ND	1.0	µg/L							
Trichlorofluoromethane (Freon 11)	ND	2.0	µg/L							
1,2,3-Trichloropropane	ND	0.50	µg/L							
1,1,2-Trichloro-1,2,2-trifluoroethane (Freon 113)	ND	0.50	µg/L							
1,2,4-Trimethylbenzene	ND	0.50	µg/L							
1,3,5-Trimethylbenzene	ND	0.50	µg/L							
Vinyl Chloride	ND	1.0	µg/L							
m+p Xylene	ND	2.0	µg/L							
o-Xylene	ND	1.0	µg/L							
Surrogate: 1,2-Dichloroethane-d4	*24.9*		µg/L	25.0		99.5	70-130			
Surrogate: Toluene-d8	*24.6*		µg/L	25.0		98.6	70-130			
Surrogate: 4-Bromofluorobenzene	*23.2*		µg/L	25.0		92.7	70-130			
LCS (B248704-BS1)				Prepared & Analyzed: 12/19/19						
Acetone	86.3	10	µg/L	100		86.3	40-160			
Acrylonitrile	8.90	2.0	µg/L	10.0		89.0	70-130			
Benzene	10.4	0.50	µg/L	10.0		104	70-130			
Bromobenzene	9.78	0.50	µg/L	10.0		97.8	70-130			
Bromodichloromethane	10.4	0.50	µg/L	10.0		104	70-130			
Bromoform	9.05	0.50	µg/L	10.0		90.5	70-130			
Bromomethane	13.2	1.0	µg/L	10.0		132	40-160			V-20
2-Butanone (MEK)	90.5	5.0	µg/L	100		90.5	40-160			
n-Butylbenzene	9.48	1.0	µg/L	10.0		94.8	70-130			
sec-Butylbenzene	11.0	1.0	µg/L	10.0		110	70-130			
tert-Butylbenzene	10.9	1.0	µg/L	10.0		109	70-130			
Carbon Disulfide	103	5.0	µg/L	100		103	70-130			
Carbon Tetrachloride	10.7	0.50	µg/L	10.0		107	70-130			
Chlorobenzene	11.1	0.50	µg/L	10.0		111	70-130			
Chlorodibromomethane	10.2	0.50	µg/L	10.0		102	40-160			
Chloroethane	10.4	0.50	µg/L	10.0		104	70-130			
Chloroform	10.9	0.50	µg/L	10.0		109	70-130			
Chloromethane	12.4	0.60	µg/L	10.0		124	40-160			V-20
2-Chlorotoluene	10.3	0.50	µg/L	10.0		103	70-130			
4-Chlorotoluene	10.3	0.50	µg/L	10.0		103	70-130			
1,2-Dibromo-3-chloropropane (DBCP)	8.12	1.0	µg/L	10.0		81.2	70-130			
1,2-Dibromoethane (EDB)	10.6	0.50	µg/L	10.0		106	70-130			
Dibromomethane	10.6	0.50	µg/L	10.0		106	70-130			
1,2-Dichlorobenzene	10.6	0.50	µg/L	10.0		106	70-130			
1,3-Dichlorobenzene	11.1	0.50	µg/L	10.0		111	70-130			
1,4-Dichlorobenzene	11.3	0.50	µg/L	10.0		113	70-130			
trans-1,4-Dichloro-2-butene	7.70	2.0	µg/L	10.0		77.0	70-130			
Dichlorodifluoromethane (Freon 12)	9.49	0.50	µg/L	10.0		94.9	40-160			
1,1-Dichloroethane	10.1	0.50	µg/L	10.0		101	70-130			
1,2-Dichloroethane	10.3	0.50	µg/L	10.0		103	70-130			
1,1-Dichloroethylene	10.5	0.50	µg/L	10.0		105	70-130			

con-test® ANALYTICAL LABORATORY
39 Spruce Street * East Longmeadow, MA 01028 * FAX 413/525-6405 * TEL. 413/525-2332

QUALITY CONTROL

Volatile Organic Compounds by GC/MS - Quality Control

Analyte	Result	Reporting Limit	Units	Spike Level	Source Result	%REC		%REC Limits	RPD	RPD Limit	Notes
Batch B248704 - SW-846 5030B											
LCS (B248704-BS1)				Prepared & Analyzed: 12/19/19							
cis-1,2-Dichloroethylene	10.6	0.50	µg/L	10.0		106		70-130			
trans-1,2-Dichloroethylene	9.71	1.0	µg/L	10.0		97.1		70-130			
1,2-Dichloropropane	10.8	0.50	µg/L	10.0		108		70-130			
1,3-Dichloropropane	10.6	0.50	µg/L	10.0		106		70-130			
2,2-Dichloropropane	9.44	0.50	µg/L	10.0		94.4		70-130			
1,1-Dichloropropene	11.1	0.50	µg/L	10.0		111		70-130			
cis-1,3-Dichloropropene	10.3	0.50	µg/L	10.0		103		70-130			
trans-1,3-Dichloropropene	9.50	0.50	µg/L	10.0		95.0		70-130			
Ethylbenzene	10.4	0.50	µg/L	10.0		104		70-130			
Hexachlorobutadiene	9.33	0.60	µg/L	10.0		93.3		40-160			
2-Hexanone (MBK)	88.6	5.0	µg/L	100		88.6		70-130			
Isopropylbenzene (Cumene)	10.5	0.50	µg/L	10.0		105		70-130			
p-Isopropyltoluene (p-Cymene)	10.1	0.50	µg/L	10.0		101		70-130			
Methyl tert-Butyl Ether (MTBE)	9.55	0.50	µg/L	10.0		95.5		70-130			
Methylene Chloride	10.3	5.0	µg/L	10.0		103		70-130			
4-Methyl-2-pentanone (MIBK)	89.7	5.0	µg/L	100		89.7		40-160			
Naphthalene	5.83	2.0	µg/L	10.0		**58.3**	*	70-130			L-03, V-05
n-Propylbenzene	10.3	1.0	µg/L	10.0		103		70-130			
Styrene	10.2	1.0	µg/L	10.0		102		70-130			
1,1,1,2-Tetrachloroethane	11.0	0.50	µg/L	10.0		110		70-130			
1,1,2,2-Tetrachloroethane	10.7	0.50	µg/L	10.0		107		70-130			
Tetrachloroethylene	11.2	1.0	µg/L	10.0		112		70-130			
Tetrahydrofuran	9.21	10	µg/L	10.0		92.1		70-130			
Toluene	10.4	1.0	µg/L	10.0		104		70-130			
1,2,3-Trichlorobenzene	5.97	1.0	µg/L	10.0		**59.7**	*	70-130			L-03, V-05
1,2,4-Trichlorobenzene	6.67	0.50	µg/L	10.0		**66.7**	*	70-130			L-03, V-05
1,1,1-Trichloroethane	10.6	0.50	µg/L	10.0		106		70-130			
1,1,2-Trichloroethane	10.8	0.50	µg/L	10.0		108		70-130			
Trichloroethylene	11.2	1.0	µg/L	10.0		112		70-130			
Trichlorofluoromethane (Freon 11)	10.6	2.0	µg/L	10.0		106		40-160			
1,2,3-Trichloropropane	9.37	0.50	µg/L	10.0		93.7		70-130			
1,1,2-Trichloro-1,2,2-trifluoroethane (Freon 113)	11.2	0.50	µg/L	10.0		112		70-130			
1,2,4-Trimethylbenzene	10.8	0.50	µg/L	10.0		108		70-130			
1,3,5-Trimethylbenzene	9.80	0.50	µg/L	10.0		98.0		70-130			
Vinyl Chloride	10.5	1.0	µg/L	10.0		105		70-130			
m+p Xylene	21.2	2.0	µg/L	20.0		106		70-130			
o-Xylene	10.6	1.0	µg/L	10.0		106		70-130			
Surrogate: 1,2-Dichloroethane-d4	*23.6*		µg/L	25.0		94.5		70-130			
Surrogate: Toluene-d8	*24.8*		µg/L	25.0		99.3		70-130			
Surrogate: 4-Bromofluorobenzene	*23.9*		µg/L	25.0		95.8		70-130			

con-test® ANALYTICAL LABORATORY
39 Spruce Street * East Longmeadow, MA 01028 * FAX 413/525-6405 * TEL. 413/525-2332

QUALITY CONTROL

Semivolatile Organic Compounds by GC/MS - Quality Control

Analyte	Result	Reporting Limit	Units	Spike Level	Source Result	%REC	%REC Limits	RPD	RPD Limit	Notes
Batch B248716 - SW-846 3510C										
Blank (B248716-BLK1)				Prepared: 12/19/19 Analyzed: 12/20/19						
Aniline	ND	5.0	µg/L							
Bis(2-chloroethoxy)methane	ND	10	µg/L							
Bis(2-chloroethyl)ether	ND	10	µg/L							
Bis(2-chloroisopropyl)ether	ND	10	µg/L							
Bis(2-Ethylhexyl)phthalate	ND	2.0	µg/L							
4-Bromophenylphenylether	ND	10	µg/L							
Butylbenzylphthalate	ND	10	µg/L							
Carbazole	ND	10	µg/L							
4-Chloroaniline	ND	10	µg/L							
4-Chloro-3-methylphenol	ND	10	µg/L							
2-Chloronaphthalene	ND	10	µg/L							
2-Chlorophenol	ND	10	µg/L							
4-Chlorophenylphenylether	ND	10	µg/L							
Dibenzofuran	ND	5.0	µg/L							
Di-n-butylphthalate	ND	10	µg/L							
3,3-Dichlorobenzidine	ND	10	µg/L							V-20
2,4-Dichlorophenol	ND	10	µg/L							
Diethylphthalate	ND	10	µg/L							
2,4-Dimethylphenol	ND	10	µg/L							
Dimethylphthalate	ND	10	µg/L							
4,6-Dinitro-2-methylphenol	ND	10	µg/L							
2,4-Dinitrophenol	ND	10	µg/L							
2,4-Dinitrotoluene	ND	10	µg/L							
2,6-Dinitrotoluene	ND	10	µg/L							
Di-n-octylphthalate	ND	10	µg/L							
Hexachlorobenzene	ND	2.0	µg/L							
Hexachlorobutadiene	ND	10	µg/L							
Hexachlorocyclopentadiene	ND	10	µg/L							
Hexachloroethane	ND	2.0	µg/L							
Isophorone	ND	10	µg/L							
2-Methylphenol	ND	10	µg/L							
3/4-Methylphenol	ND	10	µg/L							
2-Nitroaniline	ND	10	µg/L							
3-Nitroaniline	ND	10	µg/L							
4-Nitroaniline	ND	10	µg/L							
Nitrobenzene	ND	10	µg/L							
2-Nitrophenol	ND	10	µg/L							
4-Nitrophenol	ND	10	µg/L							
N-Nitrosodiphenylamine/Diphenylamine	ND	10	µg/L							
N-Nitrosodi-n-propylamine	ND	10	µg/L							
Pentachloronitrobenzene	ND	10	µg/L							
Pentachlorophenol	ND	10	µg/L							
Phenol	ND	10	µg/L							
Pyridine	ND	5.0	µg/L							
1,2,4,5-Tetrachlorobenzene	ND	10	µg/L							
1,2,4-Trichlorobenzene	ND	5.0	µg/L							
2,4,5-Trichlorophenol	ND	10	µg/L							
2,4,6-Trichlorophenol	ND	10	µg/L							
Surrogate: 2-Fluorophenol	*82.3*		µg/L	200		41.1	15-110			
Surrogate: Phenol-d6	*54.6*		µg/L	200		27.3	15-110			
Surrogate: Nitrobenzene-d5	*67.1*		µg/L	100		67.1	30-130			
Surrogate: 2-Fluorobiphenyl	*90.4*		µg/L	100		90.4	30-130			

con-test® ANALYTICAL LABORATORY
39 Spruce Street * East Longmeadow, MA 01028 * FAX 413/525-6405 * TEL. 413/525-2332

QUALITY CONTROL

Semivolatile Organic Compounds by GC/MS - Quality Control

Analyte	Result	Reporting Limit	Units	Spike Level	Source Result	%REC	%REC Limits	RPD	RPD Limit	Notes	
Batch B248716 - SW-846 3510C											
Blank (B248716-BLK1)				Prepared: 12/19/19 Analyzed: 12/20/19							
Surrogate: 2,4,6-Tribromophenol	*194*		µg/L	200		97.0	15-110				
Surrogate: p-Terphenyl-d14	*83.6*		µg/L	100		83.6	30-130				
LCS (B248716-BS1)				Prepared: 12/19/19 Analyzed: 12/20/19							
Aniline	34.0	5.0	µg/L	50.0		68.1	40-140				†
Bis(2-chloroethoxy)methane	34.9	10	µg/L	50.0		69.8	40-140				
Bis(2-chloroethyl)ether	33.9	10	µg/L	50.0		67.8	40-140				
Bis(2-chloroisopropyl)ether	48.9	10	µg/L	50.0		97.8	40-140				
Bis(2-Ethylhexyl)phthalate	36.4	10	µg/L	50.0		72.7	40-140				
4-Bromophenylphenylether	39.8	10	µg/L	50.0		79.7	40-140				
Butylbenzylphthalate	36.3	10	µg/L	50.0		72.6	40-140				
Carbazole	39.0	10	µg/L	50.0		78.1	40-140				
4-Chloroaniline	41.1	10	µg/L	50.0		82.2	40-140				†
4-Chloro-3-methylphenol	41.9	10	µg/L	50.0		83.8	30-130				
2-Chloronaphthalene	34.8	10	µg/L	50.0		69.6	40-140				
2-Chlorophenol	33.6	10	µg/L	50.0		67.2	30-130				
4-Chlorophenylphenylether	41.1	10	µg/L	50.0		82.1	40-140				
Dibenzofuran	41.3	5.0	µg/L	50.0		82.7	40-140				
Di-n-butylphthalate	38.7	10	µg/L	50.0		77.4	40-140				
3,3-Dichlorobenzidine	53.8	10	µg/L	50.0		108	40-140			V-06	†
2,4-Dichlorophenol	40.4	10	µg/L	50.0		80.8	30-130				
Diethylphthalate	39.1	10	µg/L	50.0		78.2	40-140				
2,4-Dimethylphenol	37.0	10	µg/L	50.0		73.9	30-130				
Dimethylphthalate	39.7	10	µg/L	50.0		79.5	40-140				
4,6-Dinitro-2-methylphenol	39.1	10	µg/L	50.0		78.2	30-130				
2,4-Dinitrophenol	33.6	10	µg/L	50.0		67.3	30-130				
2,4-Dinitrotoluene	39.1	10	µg/L	50.0		78.1	40-140				
2,6-Dinitrotoluene	40.6	10	µg/L	50.0		81.2	40-140				
Di-n-octylphthalate	34.3	10	µg/L	50.0		68.5	40-140				
Hexachlorobenzene	42.7	10	µg/L	50.0		85.3	40-140				
Hexachlorobutadiene	38.1	10	µg/L	50.0		76.3	40-140				
Hexachlorocyclopentadiene	26.0	10	µg/L	50.0		52.1	30-140				
Hexachloroethane	30.2	10	µg/L	50.0		60.3	40-140				
Isophorone	40.6	10	µg/L	50.0		81.2	40-140				
2-Methylphenol	31.1	10	µg/L	50.0		62.2	30-130				
3/4-Methylphenol	31.9	10	µg/L	50.0		63.7	30-130				
2-Nitroaniline	44.8	10	µg/L	50.0		89.6	40-140				
3-Nitroaniline	40.3	10	µg/L	50.0		80.6	40-140				†
4-Nitroaniline	40.7	10	µg/L	50.0		81.4	40-140				
Nitrobenzene	38.0	10	µg/L	50.0		76.0	40-140				
2-Nitrophenol	38.2	10	µg/L	50.0		76.4	30-130				
4-Nitrophenol	21.5	10	µg/L	50.0		43.1	10-130				
N-Nitrosodiphenylamine/Diphenylamine	40.8	10	µg/L	50.0		81.6	40-140				
N-Nitrosodi-n-propylamine	39.0	10	µg/L	50.0		78.0	40-140				
Pentachloronitrobenzene	42.6	10	µg/L	50.0		85.2	40-140				
Pentachlorophenol	34.4	10	µg/L	50.0		68.8	30-130				
Phenol	15.8	10	µg/L	50.0		31.6	20-130				
Pyridine	12.3	5.0	µg/L	50.0		24.7	10-140				†
1,2,4,5-Tetrachlorobenzene	38.5	10	µg/L	50.0		76.9	40-140				
1,2,4-Trichlorobenzene	36.8	5.0	µg/L	50.0		73.6	40-140				
2,4,5-Trichlorophenol	40.7	10	µg/L	50.0		81.4	30-130				
2,4,6-Trichlorophenol	40.0	10	µg/L	50.0		80.1	30-130				

con-test® ANALYTICAL LABORATORY
39 Spruce Street * East Longmeadow, MA 01028 * FAX 413/525-6405 * TEL. 413/525-2332

QUALITY CONTROL

Semivolatile Organic Compounds by GC/MS - Quality Control

Analyte	Result	Reporting Limit	Units	Spike Level	Source Result	%REC	%REC Limits	RPD	RPD Limit	Notes	
Batch B248716 - SW-846 3510C											
LCS (B248716-BS1)				Prepared: 12/19/19 Analyzed: 12/20/19							
Surrogate: 2-Fluorophenol	*94.4*		µg/L	200		47.2	15-110				
Surrogate: Phenol-d6	*68.2*		µg/L	200		34.1	15-110				
Surrogate: Nitrobenzene-d5	*74.9*		µg/L	100		74.9	30-130				
Surrogate: 2-Fluorobiphenyl	*102*		µg/L	100		102	30-130				
Surrogate: 2,4,6-Tribromophenol	*206*		µg/L	200		103	15-110				
Surrogate: p-Terphenyl-d14	*85.8*		µg/L	100		85.8	30-130				
LCS Dup (B248716-BSD1)				Prepared: 12/19/19 Analyzed: 12/20/19							
Aniline	28.9	5.0	µg/L	50.0		57.9	40-140	16.2	50		† ‡
Bis(2-chloroethoxy)methane	33.9	10	µg/L	50.0		67.7	40-140	2.94	20		
Bis(2-chloroethyl)ether	34.2	10	µg/L	50.0		68.5	40-140	0.998	20		
Bis(2-chloroisopropyl)ether	49.5	10	µg/L	50.0		99.0	40-140	1.28	20		
Bis(2-Ethylhexyl)phthalate	35.0	10	µg/L	50.0		70.0	40-140	3.84	20		
4-Bromophenylphenylether	39.7	10	µg/L	50.0		79.4	40-140	0.428	20		
Butylbenzylphthalate	34.8	10	µg/L	50.0		69.6	40-140	4.27	20		
Carbazole	36.8	10	µg/L	50.0		73.6	40-140	5.91	20		
4-Chloroaniline	38.0	10	µg/L	50.0		76.1	40-140	7.71	20		†
4-Chloro-3-methylphenol	40.1	10	µg/L	50.0		80.2	30-130	4.39	20		
2-Chloronaphthalene	33.8	10	µg/L	50.0		67.6	40-140	2.94	20		
2-Chlorophenol	32.8	10	µg/L	50.0		65.7	30-130	2.23	20		
4-Chlorophenylphenylether	39.6	10	µg/L	50.0		79.2	40-140	3.59	20		
Dibenzofuran	39.7	5.0	µg/L	50.0		79.4	40-140	4.07	20		
Di-n-butylphthalate	37.6	10	µg/L	50.0		75.1	40-140	3.02	20		
3,3-Dichlorobenzidine	51.4	10	µg/L	50.0		103	40-140	4.66	20	V-06	† ‡
2,4-Dichlorophenol	39.3	10	µg/L	50.0		78.5	30-130	2.86	20		
Diethylphthalate	37.6	10	µg/L	50.0		75.1	40-140	3.94	20		
2,4-Dimethylphenol	35.5	10	µg/L	50.0		71.0	30-130	4.03	20		
Dimethylphthalate	38.3	10	µg/L	50.0		76.6	40-140	3.72	50		
4,6-Dinitro-2-methylphenol	38.3	10	µg/L	50.0		76.6	30-130	2.07	50		
2,4-Dinitrophenol	32.0	10	µg/L	50.0		64.0	30-130	5.03	50		
2,4-Dinitrotoluene	37.8	10	µg/L	50.0		75.6	40-140	3.23	20		
2,6-Dinitrotoluene	39.1	10	µg/L	50.0		78.3	40-140	3.61	20		
Di-n-octylphthalate	32.8	10	µg/L	50.0		65.7	40-140	4.26	20		
Hexachlorobenzene	41.7	10	µg/L	50.0		83.4	40-140	2.32	20		
Hexachlorobutadiene	38.8	10	µg/L	50.0		77.5	40-140	1.59	20		
Hexachlorocyclopentadiene	26.5	10	µg/L	50.0		53.0	30-140	1.75	50		
Hexachloroethane	30.8	10	µg/L	50.0		61.5	40-140	1.97	50		
Isophorone	40.0	10	µg/L	50.0		79.9	40-140	1.59	20		
2-Methylphenol	29.8	10	µg/L	50.0		59.6	30-130	4.17	20		
3/4-Methylphenol	30.3	10	µg/L	50.0		60.6	30-130	5.02	20		
2-Nitroaniline	42.1	10	µg/L	50.0		84.2	40-140	6.14	20		
3-Nitroaniline	36.0	10	µg/L	50.0		72.1	40-140	11.1	20		†
4-Nitroaniline	36.1	10	µg/L	50.0		72.2	40-140	11.9	20		
Nitrobenzene	36.3	10	µg/L	50.0		72.5	40-140	4.71	20		
2-Nitrophenol	38.2	10	µg/L	50.0		76.3	30-130	0.0524	20		
4-Nitrophenol	19.6	10	µg/L	50.0		39.2	10-130	9.38	50		‡
N-Nitrosodiphenylamine/Diphenylamine	40.4	10	µg/L	50.0		80.9	40-140	0.911	20		
N-Nitrosodi-n-propylamine	38.7	10	µg/L	50.0		77.5	40-140	0.695	20		
Pentachloronitrobenzene	40.4	10	µg/L	50.0		80.9	40-140	5.18	20		
Pentachlorophenol	31.6	10	µg/L	50.0		63.3	30-130	8.27	50		
Phenol	15.2	10	µg/L	50.0		30.5	20-130	3.61	20		
Pyridine	9.63	5.0	µg/L	50.0		19.3	10-140	24.6	50		†

con-test® ANALYTICAL LABORATORY
39 Spruce Street * East Longmeadow, MA 01028 * FAX 413/525-6405 * TEL. 413/525-2332

QUALITY CONTROL

Semivolatile Organic Compounds by GC/MS - Quality Control

Analyte	Result	Reporting Limit	Units	Spike Level	Source Result	%REC	%REC Limits	RPD	RPD Limit	Notes
Batch B248716 - SW-846 3510C										
LCS Dup (B248716-BSD1)				Prepared: 12/19/19 Analyzed: 12/20/19						
1,2,4,5-Tetrachlorobenzene	37.4	10	µg/L	50.0		74.7	40-140	2.90	20	
1,2,4-Trichlorobenzene	36.5	5.0	µg/L	50.0		72.9	40-140	0.874	20	
2,4,5-Trichlorophenol	39.6	10	µg/L	50.0		79.2	30-130	2.76	20	
2,4,6-Trichlorophenol	38.2	10	µg/L	50.0		76.3	30-130	4.76	50	
Surrogate: 2-Fluorophenol	*91.7*		µg/L	200		45.9	15-110			
Surrogate: Phenol-d6	*65.3*		µg/L	200		32.6	15-110			
Surrogate: Nitrobenzene-d5	*75.4*		µg/L	100		75.4	30-130			
Surrogate: 2-Fluorobiphenyl	*101*		µg/L	100		101	30-130			
Surrogate: 2,4,6-Tribromophenol	*196*		µg/L	200		98.2	15-110			
Surrogate: p-Terphenyl-d14	*85.0*		µg/L	100		85.0	30-130			
Batch B248798 - SW-846 3510C										
Blank (B248798-BLK1)				Prepared & Analyzed: 12/20/19						
Acenaphthene (SIM)	ND	0.30	µg/L							
Acenaphthylene (SIM)	ND	0.20	µg/L							
Anthracene (SIM)	ND	0.20	µg/L							
Benzo(a)anthracene (SIM)	ND	0.050	µg/L							
Benzo(a)pyrene (SIM)	ND	0.10	µg/L							
Benzo(b)fluoranthene (SIM)	ND	0.050	µg/L							
Benzo(g,h,i)perylene (SIM)	ND	0.50	µg/L							
Benzo(k)fluoranthene (SIM)	ND	0.20	µg/L							
Chrysene (SIM)	ND	0.20	µg/L							
Dibenz(a,h)anthracene (SIM)	ND	0.10	µg/L							
Fluoranthene (SIM)	ND	0.50	µg/L							
Fluorene (SIM)	ND	1.0	µg/L							
Indeno(1,2,3-cd)pyrene (SIM)	ND	0.10	µg/L							
2-Methylnaphthalene (SIM)	ND	1.0	µg/L							
Naphthalene (SIM)	ND	1.0	µg/L							
Phenanthrene (SIM)	ND	0.050	µg/L							
Pyrene (SIM)	ND	1.0	µg/L							R-05
Surrogate: Nitrobenzene-d5	*67.6*		µg/L	100		67.6	30-130			
Surrogate: Nitrobenzene-d5 (SIM)	*65.6*		µg/L	100		65.6	30-130			
Surrogate: 2-Fluorobiphenyl	*59.9*		µg/L	100		59.9	30-130			
Surrogate: 2-Fluorobiphenyl (SIM)	*54.4*		µg/L	100		54.4	30-130			
Surrogate: p-Terphenyl-d14	*66.2*		µg/L	100		66.2	30-130			
Surrogate: p-Terphenyl-d14 (SIM)	*56.0*		µg/L	100		56.0	30-130			
LCS (B248798-BS1)				Prepared & Analyzed: 12/20/19						
Acenaphthene (SIM)	40.2	6.0	µg/L	50.0		80.4	40-140			
Acenaphthylene (SIM)	37.7	4.0	µg/L	50.0		75.4	40-140			
Anthracene (SIM)	43.4	4.0	µg/L	50.0		86.8	40-140			
Benzo(a)anthracene (SIM)	42.0	1.0	µg/L	50.0		84.1	40-140			
Benzo(a)pyrene (SIM)	42.2	2.0	µg/L	50.0		84.3	40-140			
Benzo(b)fluoranthene (SIM)	45.7	1.0	µg/L	50.0		91.4	40-140			
Benzo(g,h,i)perylene (SIM)	41.4	10	µg/L	50.0		82.9	40-140			
Benzo(k)fluoranthene (SIM)	45.1	4.0	µg/L	50.0		90.2	40-140			
Chrysene (SIM)	41.9	4.0	µg/L	50.0		83.9	40-140			
Dibenz(a,h)anthracene (SIM)	42.6	2.0	µg/L	50.0		85.1	40-140			
Fluoranthene (SIM)	42.3	10	µg/L	50.0		84.7	40-140			
Fluorene (SIM)	42.9	20	µg/L	50.0		85.9	40-140			
Indeno(1,2,3-cd)pyrene (SIM)	42.2	2.0	µg/L	50.0		84.4	40-140			
2-Methylnaphthalene (SIM)	36.0	20	µg/L	50.0		72.1	40-140			

con-test® ANALYTICAL LABORATORY
39 Spruce Street * East Longmeadow, MA 01028 * FAX 413/525-6405 * TEL. 413/525-2332

QUALITY CONTROL

Semivolatile Organic Compounds by GC/MS - Quality Control

Analyte	Result	Reporting Limit	Units	Spike Level	Source Result	%REC	%REC Limits	RPD		RPD Limit	Notes	
Batch B248798 - SW-846 3510C												
LCS (B248798-BS1)				Prepared & Analyzed: 12/20/19								
Naphthalene (SIM)	37.8	20	µg/L	50.0		75.7	40-140					
Phenanthrene (SIM)	41.9	1.0	µg/L	50.0		83.9	40-140					
Pyrene (SIM)	46.1	20	µg/L	50.0		92.2	40-140				R-05	
Surrogate: Nitrobenzene-d5	*78.0*		µg/L	100		78.0	30-130					
Surrogate: Nitrobenzene-d5 (SIM)	*73.4*		µg/L	100		73.4	30-130					
Surrogate: 2-Fluorobiphenyl	*71.6*		µg/L	100		71.6	30-130					
Surrogate: 2-Fluorobiphenyl (SIM)	*70.5*		µg/L	100		70.5	30-130					
Surrogate: p-Terphenyl-d14	*70.0*		µg/L	100		70.0	30-130					
Surrogate: p-Terphenyl-d14 (SIM)	*78.3*		µg/L	100		78.3	30-130					
LCS Dup (B248798-BSD1)				Prepared & Analyzed: 12/20/19								
Acenaphthene (SIM)	35.2	6.0	µg/L	50.0		70.5	40-140	13.1		20		
Acenaphthylene (SIM)	34.7	4.0	µg/L	50.0		69.3	40-140	8.40		20		
Anthracene (SIM)	38.2	4.0	µg/L	50.0		76.4	40-140	12.8		20		
Benzo(a)anthracene (SIM)	37.4	1.0	µg/L	50.0		74.8	40-140	11.7		20		
Benzo(a)pyrene (SIM)	37.5	2.0	µg/L	50.0		75.0	40-140	11.8		20		
Benzo(b)fluoranthene (SIM)	40.6	1.0	µg/L	50.0		81.1	40-140	11.9		20		
Benzo(g,h,i)perylene (SIM)	36.8	10	µg/L	50.0		73.6	40-140	11.9		20		
Benzo(k)fluoranthene (SIM)	40.1	4.0	µg/L	50.0		80.2	40-140	11.7		20		
Chrysene (SIM)	37.4	4.0	µg/L	50.0		74.7	40-140	11.6		20		
Dibenz(a,h)anthracene (SIM)	38.0	2.0	µg/L	50.0		75.9	40-140	11.4		20		
Fluoranthene (SIM)	35.3	10	µg/L	50.0		70.5	40-140	18.2		20		
Fluorene (SIM)	36.0	20	µg/L	50.0		72.1	40-140	17.5		20		
Indeno(1,2,3-cd)pyrene (SIM)	37.3	2.0	µg/L	50.0		74.6	40-140	12.3		20		‡
2-Methylnaphthalene (SIM)	31.3	20	µg/L	50.0		62.6	40-140	14.1		20		
Naphthalene (SIM)	32.4	20	µg/L	50.0		64.8	40-140	15.5		20		
Phenanthrene (SIM)	37.1	1.0	µg/L	50.0		74.2	40-140	12.2		20		
Pyrene (SIM)	34.4	20	µg/L	50.0		68.7	40-140	**29.2**	*	20	R-05	
Surrogate: Nitrobenzene-d5	*64.4*		µg/L	100		64.4	30-130					
Surrogate: Nitrobenzene-d5 (SIM)	*63.9*		µg/L	100		63.9	30-130					
Surrogate: 2-Fluorobiphenyl	*63.0*		µg/L	100		63.0	30-130					
Surrogate: 2-Fluorobiphenyl (SIM)	*61.1*		µg/L	100		61.1	30-130					
Surrogate: p-Terphenyl-d14	*60.8*		µg/L	100		60.8	30-130					
Surrogate: p-Terphenyl-d14 (SIM)	*58.5*		µg/L	100		58.5	30-130					
Batch B248824 - SW-846 3510C												
Blank (B248824-BLK1)				Prepared & Analyzed: 12/20/19								
Acenaphthene (SIM)	ND	0.30	µg/L									
Acenaphthylene (SIM)	ND	0.30	µg/L									
Anthracene (SIM)	ND	0.20	µg/L									
Benzo(a)anthracene (SIM)	ND	0.050	µg/L									
Benzo(a)pyrene (SIM)	ND	0.10	µg/L									
Benzo(b)fluoranthene (SIM)	ND	0.050	µg/L									
Benzo(g,h,i)perylene (SIM)	ND	0.50	µg/L									
Benzo(k)fluoranthene (SIM)	ND	0.20	µg/L									
Chrysene (SIM)	ND	0.20	µg/L									
Dibenz(a,h)anthracene (SIM)	ND	0.20	µg/L									
Fluoranthene (SIM)	ND	0.50	µg/L									
Fluorene (SIM)	ND	1.0	µg/L									
Indeno(1,2,3-cd)pyrene (SIM)	ND	0.20	µg/L									
2-Methylnaphthalene (SIM)	ND	1.0	µg/L									
Naphthalene (SIM)	ND	1.0	µg/L									

con-test® ANALYTICAL LABORATORY
39 Spruce Street * East Longmeadow, MA 01028 * FAX 413/525-6405 * TEL. 413/525-2332

QUALITY CONTROL

Semivolatile Organic Compounds by GC/MS - Quality Control

Analyte	Result	Reporting Limit	Units	Spike Level	Source Result	%REC	%REC Limits	RPD	RPD Limit	Notes
Batch B248824 - SW-846 3510C										
Blank (B248824-BLK1)				Prepared & Analyzed: 12/20/19						
Pentachlorophenol (SIM)	ND	1.0	µg/L							
Phenanthrene (SIM)	ND	0.050	µg/L							
Pyrene (SIM)	ND	1.0	µg/L							R-05
Surrogate: 2-Fluorophenol	*83.8*		µg/L	200		41.9	15-110			
Surrogate: Phenol-d6	*62.2*		µg/L	200		31.1	15-110			
Surrogate: Nitrobenzene-d5	*63.3*		µg/L	100		63.3	30-130			
Surrogate: 2-Fluorobiphenyl	*65.5*		µg/L	100		65.5	30-130			
Surrogate: 2,4,6-Tribromophenol	*164*		µg/L	200		82.2	15-110			
Surrogate: p-Terphenyl-d14	*67.2*		µg/L	100		67.2	30-130			
LCS (B248824-BS1)				Prepared & Analyzed: 12/20/19						
Acenaphthene (SIM)	40.2	6.0	µg/L	50.0		80.4	40-140			
Acenaphthylene (SIM)	40.3	6.0	µg/L	50.0		80.6	40-140			
Anthracene (SIM)	42.8	4.0	µg/L	50.0		85.6	40-140			
Benzo(a)anthracene (SIM)	40.6	1.0	µg/L	50.0		81.2	40-140			
Benzo(a)pyrene (SIM)	41.1	2.0	µg/L	50.0		82.3	40-140			
Benzo(b)fluoranthene (SIM)	44.1	1.0	µg/L	50.0		88.2	40-140			
Benzo(g,h,i)perylene (SIM)	40.5	10	µg/L	50.0		81.0	40-140			
Benzo(k)fluoranthene (SIM)	43.1	4.0	µg/L	50.0		86.2	40-140			
Chrysene (SIM)	40.6	4.0	µg/L	50.0		81.2	40-140			
Dibenz(a,h)anthracene (SIM)	41.3	4.0	µg/L	50.0		82.6	40-140			
Fluoranthene (SIM)	37.7	10	µg/L	50.0		75.4	40-140			
Fluorene (SIM)	41.7	20	µg/L	50.0		83.4	40-140			
Indeno(1,2,3-cd)pyrene (SIM)	41.1	4.0	µg/L	50.0		82.2	40-140			
2-Methylnaphthalene (SIM)	44.2	20	µg/L	50.0		88.5	40-140			
Naphthalene (SIM)	37.3	20	µg/L	50.0		74.7	40-140			
Pentachlorophenol (SIM)	30.2	20	µg/L	50.0		60.4	40-140			
Phenanthrene (SIM)	41.1	1.0	µg/L	50.0		82.1	40-140			
Pyrene (SIM)	36.2	20	µg/L	50.0		72.4	40-140			R-05
Surrogate: 2-Fluorophenol	*96.0*		µg/L	200		48.0	15-110			
Surrogate: Phenol-d6	*73.9*		µg/L	200		36.9	15-110			
Surrogate: Nitrobenzene-d5	*79.3*		µg/L	100		79.3	30-130			
Surrogate: 2-Fluorobiphenyl	*77.0*		µg/L	100		77.0	30-130			
Surrogate: 2,4,6-Tribromophenol	*151*		µg/L	200		75.3	15-110			
Surrogate: p-Terphenyl-d14	*64.1*		µg/L	100		64.1	30-130			
LCS Dup (B248824-BSD1)				Prepared & Analyzed: 12/20/19						
Acenaphthene (SIM)	39.9	6.0	µg/L	50.0		79.8	40-140	0.699	20	
Acenaphthylene (SIM)	39.8	6.0	µg/L	50.0		79.7	40-140	1.15	20	
Anthracene (SIM)	42.3	4.0	µg/L	50.0		84.6	40-140	1.18	20	
Benzo(a)anthracene (SIM)	40.1	1.0	µg/L	50.0		80.3	40-140	1.09	20	
Benzo(a)pyrene (SIM)	40.8	2.0	µg/L	50.0		81.5	40-140	0.928	20	
Benzo(b)fluoranthene (SIM)	43.8	1.0	µg/L	50.0		87.7	40-140	0.637	20	
Benzo(g,h,i)perylene (SIM)	40.0	10	µg/L	50.0		80.1	40-140	1.19	20	
Benzo(k)fluoranthene (SIM)	42.9	4.0	µg/L	50.0		85.9	40-140	0.418	20	
Chrysene (SIM)	40.8	4.0	µg/L	50.0		81.5	40-140	0.443	20	
Dibenz(a,h)anthracene (SIM)	40.8	4.0	µg/L	50.0		81.6	40-140	1.12	20	
Fluoranthene (SIM)	41.3	10	µg/L	50.0		82.6	40-140	9.12	20	
Fluorene (SIM)	41.1	20	µg/L	50.0		82.2	40-140	1.35	20	
Indeno(1,2,3-cd)pyrene (SIM)	40.6	4.0	µg/L	50.0		81.3	40-140	1.13	20	‡
2-Methylnaphthalene (SIM)	46.8	20	µg/L	50.0		93.6	40-140	5.62	20	
Naphthalene (SIM)	37.8	20	µg/L	50.0		75.7	40-140	1.33	20	
Pentachlorophenol (SIM)	28.3	20	µg/L	50.0		56.6	40-140	6.49	20	

con-test® ANALYTICAL LABORATORY
39 Spruce Street * East Longmeadow, MA 01028 * FAX 413/525-6405 * TEL. 413/525-2332

QUALITY CONTROL

Semivolatile Organic Compounds by GC/MS - Quality Control

Analyte	Result	Reporting Limit	Units	Spike Level	Source Result	%REC	%REC Limits	RPD		RPD Limit	Notes
Batch B248824 - SW-846 3510C											
LCS Dup (B248824-BSD1)				Prepared & Analyzed: 12/20/19							
Phenanthrene (SIM)	40.9	1.0	µg/L	50.0		81.7	40-140	0.488		20	
Pyrene (SIM)	45.2	20	µg/L	50.0		90.4	40-140	**22.1**	*	20	R-05
Surrogate: 2-Fluorophenol	*92.1*		µg/L	200		46.1	15-110				
Surrogate: Phenol-d6	*69.3*		µg/L	200		34.6	15-110				
Surrogate: Nitrobenzene-d5	*81.4*		µg/L	100		81.4	30-130				
Surrogate: 2-Fluorobiphenyl	*74.7*		µg/L	100		74.7	30-130				
Surrogate: 2,4,6-Tribromophenol	*150*		µg/L	200		75.0	15-110				
Surrogate: p-Terphenyl-d14	*67.2*		µg/L	100		67.2	30-130				

con-test® ANALYTICAL LABORATORY
39 Spruce Street * East Longmeadow, MA 01028 * FAX 413/525-6405 * TEL. 413/525-2332

QUALITY CONTROL

Polychlorinated Biphenyls By GC/ECD - Quality Control

Analyte	Result	Reporting Limit	Units	Spike Level	Source Result	%REC	%REC Limits	RPD	RPD Limit	Notes
Batch B248651 - SW-846 3510C										
Blank (B248651-BLK1)				Prepared: 12/19/19 Analyzed: 12/20/19						
Aroclor-1016	ND	0.10	µg/L							
Aroclor-1016 [2C]	ND	0.10	µg/L							
Aroclor-1221	ND	0.10	µg/L							
Aroclor-1221 [2C]	ND	0.10	µg/L							
Aroclor-1232	ND	0.10	µg/L							
Aroclor-1232 [2C]	ND	0.10	µg/L							
Aroclor-1242	ND	0.10	µg/L							
Aroclor-1242 [2C]	ND	0.10	µg/L							
Aroclor-1248	ND	0.10	µg/L							
Aroclor-1248 [2C]	ND	0.10	µg/L							
Aroclor-1254	ND	0.10	µg/L							
Aroclor-1254 [2C]	ND	0.10	µg/L							
Aroclor-1260	ND	0.10	µg/L							
Aroclor-1260 [2C]	ND	0.10	µg/L							
Aroclor-1262	ND	0.10	µg/L							
Aroclor-1262 [2C]	ND	0.10	µg/L							
Aroclor-1268	ND	0.10	µg/L							
Aroclor-1268 [2C]	ND	0.10	µg/L							
Surrogate: Decachlorobiphenyl	*0.848*		µg/L	2.00		42.4	30-150			
Surrogate: Decachlorobiphenyl [2C]	*0.871*		µg/L	2.00		43.6	30-150			
Surrogate: Tetrachloro-m-xylene	*0.692*		µg/L	2.00		34.6	30-150			
Surrogate: Tetrachloro-m-xylene [2C]	*0.681*		µg/L	2.00		34.1	30-150			
LCS (B248651-BS1)				Prepared: 12/19/19 Analyzed: 12/20/19						
Aroclor-1016	0.41	0.20	µg/L	0.500		81.5	40-140			
Aroclor-1016 [2C]	0.40	0.20	µg/L	0.500		80.5	40-140			
Aroclor-1260	0.41	0.20	µg/L	0.500		81.8	40-140			
Aroclor-1260 [2C]	0.39	0.20	µg/L	0.500		78.3	40-140			
Surrogate: Decachlorobiphenyl	*1.80*		µg/L	2.00		90.2	30-150			
Surrogate: Decachlorobiphenyl [2C]	*1.87*		µg/L	2.00		93.5	30-150			
Surrogate: Tetrachloro-m-xylene	*1.45*		µg/L	2.00		72.4	30-150			
Surrogate: Tetrachloro-m-xylene [2C]	*1.42*		µg/L	2.00		71.1	30-150			
LCS Dup (B248651-BSD1)				Prepared: 12/19/19 Analyzed: 12/20/19						
Aroclor-1016	0.39	0.20	µg/L	0.500		77.2	40-140	5.46	20	
Aroclor-1016 [2C]	0.37	0.20	µg/L	0.500		73.6	40-140	8.92	20	
Aroclor-1260	0.39	0.20	µg/L	0.500		77.2	40-140	5.81	20	
Aroclor-1260 [2C]	0.37	0.20	µg/L	0.500		73.9	40-140	5.85	20	
Surrogate: Decachlorobiphenyl	*1.64*		µg/L	2.00		82.2	30-150			
Surrogate: Decachlorobiphenyl [2C]	*1.71*		µg/L	2.00		85.4	30-150			
Surrogate: Tetrachloro-m-xylene	*1.37*		µg/L	2.00		68.4	30-150			
Surrogate: Tetrachloro-m-xylene [2C]	*1.35*		µg/L	2.00		67.5	30-150			

con-test® ANALYTICAL LABORATORY
39 Spruce Street * East Longmeadow, MA 01028 * FAX 413/525-6405 * TEL. 413/525-2332

QUALITY CONTROL

Petroleum Hydrocarbons Analyses - Quality Control

Analyte	Result	Reporting Limit	Units	Spike Level	Source Result	%REC	%REC Limits	RPD	RPD Limit	Notes
Batch B248669 - SW-846 3510C										
Blank (B248669-BLK1)				Prepared: 12/19/19 Analyzed: 12/23/19						
CT ETPH	ND	0.15	mg/L							
Surrogate: 2-Fluorobiphenyl	*0.0789*		mg/L	0.100		78.9	50-150			
LCS (B248669-BS1)				Prepared: 12/19/19 Analyzed: 12/23/19						
CT ETPH	0.690	0.15	mg/L	1.00		69.0	60-120			
Surrogate: 2-Fluorobiphenyl	*0.0664*		mg/L	0.100		66.4	50-150			
LCS Dup (B248669-BSD1)				Prepared: 12/19/19 Analyzed: 12/23/19						
CT ETPH	0.705	0.15	mg/L	1.00		70.5	60-120	2.24	30	
Surrogate: 2-Fluorobiphenyl	*0.0716*		mg/L	0.100		71.6	50-150			

con-test® ANALYTICAL LABORATORY
39 Spruce Street * East Longmeadow, MA 01028 * FAX 413/525-6405 * TEL. 413/525-2332

QUALITY CONTROL

Metals Analyses (Total) - Quality Control

Analyte	Result	Reporting Limit	Units	Spike Level	Source Result	%REC	%REC Limits	RPD	RPD Limit	Notes
Batch B248691 - SW-846 7470A Prep										
Blank (B248691-BLK1)				Prepared: 12/19/19 Analyzed: 12/20/19						
Mercury	ND	0.00010	mg/L							
LCS (B248691-BS1)				Prepared: 12/19/19 Analyzed: 12/20/19						
Mercury	0.00382	0.00010	mg/L	0.00400		95.6	80-120			
LCS Dup (B248691-BSD1)				Prepared: 12/19/19 Analyzed: 12/20/19						
Mercury	0.00422	0.00010	mg/L	0.00400		105	80-120	9.84	20	
Batch B248797 - SW-846 3005A										
Blank (B248797-BLK1)				Prepared: 12/20/19 Analyzed: 12/23/19						
Arsenic	ND	0.80	µg/L							
Barium	ND	10	µg/L							
Cadmium	ND	0.20	µg/L							
Chromium	ND	1.0	µg/L							
Lead	ND	0.50	µg/L							
Selenium	ND	5.0	µg/L							
Silver	ND	0.20	µg/L							
LCS (B248797-BS1)				Prepared: 12/20/19 Analyzed: 12/23/19						
Arsenic	488	8.0	µg/L	500		97.5	80-120			
Barium	494	100	µg/L	500		98.8	80-120			
Cadmium	506	2.0	µg/L	500		101	80-120			
Chromium	479	10	µg/L	500		95.8	80-120			
Lead	493	5.0	µg/L	500		98.7	80-120			
Selenium	516	50	µg/L	500		103	80-120			
Silver	486	2.0	µg/L	500		97.2	80-120			
LCS Dup (B248797-BSD1)				Prepared: 12/20/19 Analyzed: 12/23/19						
Arsenic	484	8.0	µg/L	500		96.9	80-120	0.672	20	
Barium	495	100	µg/L	500		99.0	80-120	0.138	20	
Cadmium	510	2.0	µg/L	500		102	80-120	0.771	20	
Chromium	480	10	µg/L	500		96.0	80-120	0.263	20	
Lead	493	5.0	µg/L	500		98.7	80-120	0.00703	20	
Selenium	508	50	µg/L	500		102	80-120	1.64	20	
Silver	490	2.0	µg/L	500		98.0	80-120	0.801	20	

con-test® ANALYTICAL LABORATORY
39 Spruce Street * East Longmeadow, MA 01028 * FAX 413/525-6405 * TEL. 413/525-2332

IDENTIFICATION SUMMARY FOR SINGLE COMPONENT ANALYTES

SW-846 8082A

LCS

Lab Sample ID: B248651-BS1 Date(s) Analyzed: 12/20/2019 12/20/2019

Instrument ID (1): ECD5 Instrument ID (2): ECD5

GC Column (1): ID: (mm) GC Column (2): ID: (mm)

ANALYTE	COL	RT	RT WINDOW		CONCENTRATION	%RPD
			FROM	TO		
Aroclor-1016	1	0.000	0.000	0.000	0.41	
	2	0.000	0.000	0.000	0.40	2.5
Aroclor-1260	1	0.000	0.000	0.000	0.41	
	2	0.000	0.000	0.000	0.39	5.0

con-test® ANALYTICAL LABORATORY
39 Spruce Street * East Longmeadow, MA 01028 * FAX 413/525-6405 * TEL. 413/525-2332

IDENTIFICATION SUMMARY FOR SINGLE COMPONENT ANALYTES

SW-846 8082A

LCS Dup

Lab Sample ID: B248651-BSD1 Date(s) Analyzed: 12/20/2019 12/20/2019

Instrument ID (1): ECD5 Instrument ID (2): ECD5

GC Column (1): ID: (mm) GC Column (2): ID: (mm)

ANALYTE	COL	RT	RT WINDOW		CONCENTRATION	%RPD
			FROM	TO		
Aroclor-1016	1	0.000	0.000	0.000	0.39	
	2	0.000	0.000	0.000	0.37	5.3
Aroclor-1260	1	0.000	0.000	0.000	0.39	
	2	0.000	0.000	0.000	0.37	5.3

con-test® ANALYTICAL LABORATORY
39 Spruce Street * East Longmeadow, MA 01028 * FAX 413/525-6405 * TEL. 413/525-2332

FLAG/QUALIFIER SUMMARY

*	QC result is outside of established limits.
†	Wide recovery limits established for difficult compound.
‡	Wide RPD limits established for difficult compound.
#	Data exceeded client recommended or regulatory level
ND	Not Detected
RL	Reporting Limit is at the level of quantitation (LOQ)
DL	Detection Limit is the lower limit of detection determined by the MDL study
MCL	Maximum Contaminant Level
	Percent recoveries and relative percent differences (RPDs) are determined by the software using values in the calculation which have not been rounded.
	No results have been blank subtracted unless specified in the case narrative section.

L-03	Laboratory fortified blank/laboratory control sample recovery is outside of control limits. Reported value for this compound is likely to be biased on the low side.
R-05	Laboratory fortified blank duplicate RPD is outside of control limits. Reduced precision is anticipated for any reported value for this compound.
RL-03	Elevated reporting limit based on lowest point in calibration. Requested reporting limit not met.
V-05	Continuing calibration verification (CCV) did not meet method specifications and was biased on the low side for this compound.
V-06	Continuing calibration verification (CCV) did not meet method specifications and was biased on the high side for this compound.
V-20	Continuing calibration verification (CCV) did not meet method specifications and was biased on the high side. Data validation is not affected since sample result was "not detected" for this compound.

con-test® ANALYTICAL LABORATORY
39 Spruce Street * East Longmeadow, MA 01028 * FAX 413/525-6405 * TEL. 413/525-2332

CERTIFICATIONS

Certified Analyses included in this Report

Analyte	Certifications
CTDEP ETPH in Soil	
CT ETPH	CT
CTDEP ETPH in Water	
CT ETPH	CT
SW-846 6020B in Water	
Arsenic	CT,NH,NY,ME,VA,NC
Barium	CT,NH,NY,ME,VA,NC
Cadmium	CT,NH,NY,RI,ME,VA,NC
Chromium	CT,NH,NY,ME,VA,NC
Lead	CT,NH,NY,ME,VA,NC
Selenium	CT,NH,NY,ME,VA,NC
Silver	CT,NH,NY,ME,VA,NC
SW-846 7470A in Water	
Mercury	CT,NH,NY,NC,ME,VA
SW-846 8082A in Water	
Aroclor-1016	CT,NH,NY,NC,ME,VA,PA
Aroclor-1016 [2C]	CT,NH,NY,NC,ME,VA,PA
Aroclor-1221	CT,NH,NY,NC,ME,VA,PA
Aroclor-1221 [2C]	CT,NH,NY,NC,ME,VA,PA
Aroclor-1232	CT,NH,NY,NC,ME,VA,PA
Aroclor-1232 [2C]	CT,NH,NY,NC,ME,VA,PA
Aroclor-1242	CT,NH,NY,NC,ME,VA,PA
Aroclor-1242 [2C]	CT,NH,NY,NC,ME,VA,PA
Aroclor-1248	CT,NH,NY,NC,ME,VA,PA
Aroclor-1248 [2C]	CT,NH,NY,NC,ME,VA,PA
Aroclor-1254	CT,NH,NY,NC,ME,VA,PA
Aroclor-1254 [2C]	CT,NH,NY,NC,ME,VA,PA
Aroclor-1260	CT,NH,NY,NC,ME,VA,PA
Aroclor-1260 [2C]	CT,NH,NY,NC,ME,VA,PA
Aroclor-1262	NH,NY,NC,ME,VA,PA
Aroclor-1262 [2C]	NH,NY,NC,ME,VA,PA
Aroclor-1268	NH,NY,NC,ME,VA,PA
Aroclor-1268 [2C]	NH,NY,NC,ME,VA,PA
SW-846 8260C-D in Water	
Acetone	CT,NH,NY,ME
Acrylonitrile	CT,NY,ME
Benzene	CT,NH,NY,ME
Bromobenzene	NY
Bromodichloromethane	CT,NH,NY,ME
Bromoform	CT,NH,NY,ME
Bromomethane	CT,NH,NY,ME
2-Butanone (MEK)	CT,NH,NY,ME
n-Butylbenzene	NY,ME
sec-Butylbenzene	NY,ME
tert-Butylbenzene	NY,ME
Carbon Disulfide	CT,NH,NY,ME

con-test® ANALYTICAL LABORATORY
39 Spruce Street * East Longmeadow, MA 01028 * FAX 413/525-6405 * TEL. 413/525-2332

CERTIFICATIONS

Certified Analyses included in this Report

Analyte	Certifications
SW-846 8260C-D in Water	
Carbon Tetrachloride	CT,NH,NY,ME
Chlorobenzene	CT,NH,NY,ME
Chlorodibromomethane	CT,NH,NY,ME
Chloroethane	CT,NH,NY,ME
Chloroform	CT,NH,NY,ME
Chloromethane	CT,NH,NY,ME
2-Chlorotoluene	NY,ME
4-Chlorotoluene	NY,ME
1,2-Dibromo-3-chloropropane (DBCP)	NY
1,2-Dibromoethane (EDB)	NY
Dibromomethane	NH,NY,ME
1,2-Dichlorobenzene	CT,NY,ME
1,3-Dichlorobenzene	CT,NH,NY,ME
1,4-Dichlorobenzene	CT,NH,NY,ME
trans-1,4-Dichloro-2-butene	NH,NY,ME
Dichlorodifluoromethane (Freon 12)	NH,NY,ME
1,1-Dichloroethane	CT,NH,NY,ME
1,2-Dichloroethane	CT,NH,NY,ME
1,1-Dichloroethylene	CT,NH,NY,ME
cis-1,2-Dichloroethylene	NY,ME
trans-1,2-Dichloroethylene	CT,NH,NY,ME
1,2-Dichloropropane	CT,NH,NY,ME
1,3-Dichloropropane	NY,ME
2,2-Dichloropropane	NH,NY,ME
1,1-Dichloropropene	NH,NY,ME
cis-1,3-Dichloropropene	CT,NH,NY,ME
trans-1,3-Dichloropropene	CT,NH,NY,ME
Ethylbenzene	CT,NH,NY,ME
Hexachlorobutadiene	CT,NH,NY,ME
2-Hexanone (MBK)	CT,NH,NY,ME
Isopropylbenzene (Cumene)	NY,ME
p-Isopropyltoluene (p-Cymene)	CT,NH,NY,ME
Methyl tert-Butyl Ether (MTBE)	CT,NH,NY,ME
Methylene Chloride	CT,NH,NY,ME
4-Methyl-2-pentanone (MIBK)	CT,NH,NY,ME
Naphthalene	NH,NY,ME
n-Propylbenzene	CT,NH,NY,ME
Styrene	CT,NH,NY,ME
1,1,1,2-Tetrachloroethane	CT,NH,NY,ME
1,1,2,2-Tetrachloroethane	CT,NH,NY,ME
Tetrachloroethylene	CT,NH,NY,ME
Toluene	CT,NH,NY,ME
1,2,3-Trichlorobenzene	NH,NY,ME
1,2,4-Trichlorobenzene	CT,NH,NY,ME
1,1,1-Trichloroethane	CT,NH,NY,ME
1,1,2-Trichloroethane	CT,NH,NY,ME
Trichloroethylene	CT,NH,NY,ME

con-test® ANALYTICAL LABORATORY
39 Spruce Street * East Longmeadow, MA 01028 * FAX 413/525-6405 * TEL. 413/525-2332

CERTIFICATIONS

Certified Analyses included in this Report

Analyte	Certifications
SW-846 8260C-D in Water	
Trichlorofluoromethane (Freon 11)	CT,NH,NY,ME
1,2,3-Trichloropropane	NH,NY,ME
1,1,2-Trichloro-1,2,2-trifluoroethane (Freon 113)	NY
1,2,4-Trimethylbenzene	NY,ME
1,3,5-Trimethylbenzene	NY,ME
Vinyl Chloride	CT,NH,NY,ME
m+p Xylene	NH,NY,ME
o-Xylene	NH,NY,ME
SW-846 8270D-E in Water	
Aniline	CT,NY
Bis(2-chloroethoxy)methane	CT,NY,NH
Bis(2-chloroethyl)ether	CT,NY,NH
Bis(2-chloroisopropyl)ether	CT,NY,NH
Bis(2-Ethylhexyl)phthalate	CT,NY,NH
4-Bromophenylphenylether	CT,NY,NH
Butylbenzylphthalate	CT,NY,NH
4-Chloroaniline	CT,NY,NH
4-Chloro-3-methylphenol	CT,NY,NH
2-Chloronaphthalene	CT,NY,NH
2-Chlorophenol	CT,NY,NH
4-Chlorophenylphenylether	CT,NY,NH
Dibenzofuran	CT,NY,NH
Di-n-butylphthalate	CT,NY,NH
1,2-Dichlorobenzene	NY
1,3-Dichlorobenzene	NY
1,4-Dichlorobenzene	NY
3,3-Dichlorobenzidine	CT,NY,NH
2,4-Dichlorophenol	CT,NY,NH
Diethylphthalate	CT,NY,NH
2,4-Dimethylphenol	CT,NY,NH
Dimethylphthalate	CT,NY,NH
4,6-Dinitro-2-methylphenol	CT,NY,NH
2,4-Dinitrophenol	CT,NY,NH
2,4-Dinitrotoluene	CT,NY,NH
2,6-Dinitrotoluene	CT,NY,NH
Di-n-octylphthalate	CT,NY,NH
Hexachlorobenzene	CT,NY,NH
Hexachlorobutadiene	CT,NY,NH
Hexachlorocyclopentadiene	CT,NY,NH
Hexachloroethane	CT,NY,NH
Isophorone	CT,NY,NH
2-Methylphenol	CT,NY,NH
3/4-Methylphenol	CT,NY,NH
Naphthalene	CT,NY,NH
2-Nitroaniline	CT,NY,NH
3-Nitroaniline	CT,NY,NH

con-test® ANALYTICAL LABORATORY
39 Spruce Street * East Longmeadow, MA 01028 * FAX 413/525-6405 * TEL. 413/525-2332

CERTIFICATIONS

Certified Analyses included in this Report

Analyte	Certifications
SW-846 8270D-E in Water	
4-Nitroaniline	CT,NY,NH
Nitrobenzene	CT,NY,NH
2-Nitrophenol	CT,NY,NH
4-Nitrophenol	CT,NY,NH
N-Nitrosodi-n-propylamine	CT,NY,NH
Pentachlorophenol	CT,NY,NH
Phenol	CT,NY,NH
Pyridine	CT,NY,NH
1,2,4,5-Tetrachlorobenzene	NY
1,2,4-Trichlorobenzene	CT,NY,NH
2,4,5-Trichlorophenol	CT,NY,NH
2,4,6-Trichlorophenol	CT,NY,NH
2-Fluorophenol	NC,VA
Phenol-d6	VA
Nitrobenzene-d5	VA

The CON-TEST Environmental Laboratory operates under the following certifications and accreditations:

Code	Description	Number	Expires
AIHA	AIHA-LAP, LLC - ISO17025:2017	100033	03/1/2022
MA	Massachusetts DEP	M-MA100	06/30/2020
CT	Connecticut Department of Publilc Health	PH-0567	09/30/2021
NY	New York State Department of Health	10899 NELAP	04/1/2020
NH-S	New Hampshire Environmental Lab	2516 NELAP	02/5/2020
RI	Rhode Island Department of Health	LAO00112	12/30/2019
NC	North Carolina Div. of Water Quality	652	12/31/2020
NJ	New Jersey DEP	MA007 NELAP	06/30/2020
FL	Florida Department of Health	E871027 NELAP	06/30/2020
VT	Vermont Department of Health Lead Laboratory	LL015036	07/30/2020
ME	State of Maine	2011028	06/9/2021
VA	Commonwealth of Virginia	460217	12/14/2020
NH-P	New Hampshire Environmental Lab	2557 NELAP	09/6/2020
VT-DW	Vermont Department of Health Drinking Water	VT-255716	06/12/2020
NC-DW	North Carolina Department of Health	25703	07/31/2020
PA	Commonwealth of Pennsylvania DEP	68-05812	06/30/2020

con-test ANALYTICAL LABORATORY

Phone: 413-525-2332
Fax: 413-525-6405
Email: info@contestlabs.com

MMK

1910801

CHAIN OF CUSTODY RECORD

39 Spruce Street
East Longmeadow, MA 01028

(1)

Page 1 of 1

Company Name:	Weston & Sampson - (for Eversource Energy)
Address:	273 Dividend Road, Rocky Hill, CT 06067
Phone:	(860) 513-1473
Project Name:	Simsbury AWC
Project Location:	Simsbury, CT
Project Number:	Client PO = 10908492
Project Manager:	Jeff Willson
Con-Test Bid:	n/a
Invoice Recipient:	Weston & Sampson (Jeff Willson)
Sampled By:	Will Sirotnak

Requested Turnaround Time
7-Day ☐ 10-Day ☐
Other: ☐ 5-7 Bus. Days ☑

Rush-Approval Required
1-Day ☐ 3-Day ☐
2-Day ☐ 4-Day ☐

Data Delivery
Format: PDF ☑ EXCEL ☑
Other:
Enhanced Data Package Required: ☐
Email To: yellenl@wseinc.com
Fax To #: willsonj@wseinc.com

ANALYSIS REQUESTED

Con-Test Work Order#	Client Sample ID / Description	Beginning Date/Time	Ending Date/Time	Composite	Grab	[1]Matrix Code	Conc Code	VOCs (8260)	PCBs	CT ETPH	SVOCs (incl. PCP) *1	Total RCRA 8 Metals	PAHs *1						
	# of Containers							3	2	2	2	1	2						
	[2] Preservation Code							H	I	I	I	N	I						
	[3] Container Code							V	A	A	A	P	A						
1	MW-16	12/16/19	1245		X	GW	U			X	X								
2	MW-6		1200					X		X			X						
3	MW-203		1110						X										
4	MW-CCA4		920							X	X								
5	MW-107		1000					X	X	X		X							
6	Trip Blank		—					X											

Dissolved Metals Samples
○ Field Filtered
○ Lab to Filter

Orthophosphate Samples
○ Field Filtered
○ Lab to Filter

[1] Matrix Codes:
GW = Ground Water
WW = Waste Water
DW = Drinking Water
A = Air
S = Soil/Solid
SL = Sludge
O = Other (please define)

[2] Preservation Codes:
I = Iced
H = HCL
M = Methanol
N = Nitric Acid
S = Sulfuric Acid
B = Sodium Bisulfate
X = Sodium Hydroxide
T = Sodium Thiosulfate
O = Other (please define)

[3] Container Codes:
A = Amber Glass
G = Glass
P = Plastic
ST = Sterile
V = Vial
S = Summa Canister
T = Tedlar Bag
O = Other (please define)

Comments: (1) Please bill Weston & Sampson directly, using Eversource rates.

*1 - Run all SVOC and PAH samples using SIM method at low detection limits

Please use the following codes to indicate possible sample concentration within the **Conc Code** column above:
H - High; M - Medium; L - Low; C - Clean; U - Unknown

Relinquished by: (signature)	Date/Time:
Received by: (signature)	Date/Time:
Relinquished by: (signature)	Date/Time:
Received by: (signature)	Date/Time:
Relinquished by: (signature)	Date/Time:
Received by: (signature)	Date/Time:

Relinquished by: (signature) 12/18/19
Received by: (signature) 12/18/19 0900
Relinquished by: (signature) 12/18/19 1850
Received by: (signature) 12/18/19 1830

Detection Limit Requirements
MA
CT — CTDEEP RSRs (includes RES DEC & GA PMC)
Other:

Program Information
○ MCP Analytical Certification Form Required
● RCP Analysis Certification Form Required
○ MA State DW Form Required
PWSID # _____

NELAC and AIHA-LAP, LLC Accredited

TURNAROUND TIME (BUSINESS DAYS) STARTS AT 9:00 AM THE DAY AFTER SAMPLE RECEIPT UNLESS THERE ARE QUESTIONS ON THIS CHAIN. IF THIS FORM IS NOT FILLED OUT COMPLETELY OR IS INCORRECT, TURNAROUND TIME CANNOT START UNTIL ALL QUESTIONS HAVE BEEN ANSWERED.

I Have Not Confirmed Sample Container Numbers With Lab Staff Before Relinquishing Over Samples_____

con-test® ANALYTICAL LABORATORY

Doc# 277 Rev 5 2017

Login Sample Receipt Checklist - (Rejection Criteria Listing - Using Acceptance Policy) Any False Statement will be brought to the attention of the Client - State True or False

Client W+S

Received By BEL Date 12/18/19 Time 1830

How were the samples received? In Cooler T No Cooler _____ On Ice T No Ice _____

Direct from Sampling _____ Ambient _____ Melted Ice _____

Were samples within Temperature? 2-6°C T By Gun # 2 Actual Temp - 2.8, 3.8

By Blank # _____ Actual Temp - _____

Was Custody Seal Intact? n/a Were Samples Tampered with? n/a

Was COC Relinquished ? T Does Chain Agree With Samples? T

Are there broken/leaking/loose caps on any samples? F

Is COC in ink/ Legible? T Were samples received within holding time? T

Did COC include all pertinent Information? Client T Analysis T Sampler Name T

Project T ID's T Collection Dates/Times T

Are Sample labels filled out and legible? T

Are there Lab to Filters? F Who was notified? _____

Are there Rushes? F Who was notified? _____

Are there Short Holds? F Who was notified? _____

Is there enough Volume? T

Is there Headspace where applicable? F MS/MSD? F

Proper Media/Containers Used? T Is splitting samples required? F

Were trip blanks received? T On COC? T

Do all samples have the proper pH? Acid pH<2 Base n/a

Vials	#	Containers:	#		#		#
Unp-		1 Liter Amb.	16	1 Liter Plastic		16 oz Amb.	
HCL-	3	500 mL Amb.		500 mL Plastic		8oz Amb/Clear	
Meoh-		250 mL Amb.		250 mL Plastic	1	4oz Amb/Clear	
Bisulfate-		Flashpoint		Col./Bacteria		2oz Amb/Clear	
DI-		Other Glass		Other Plastic		Encore	
Thiosulfate-		SOC Kit		Plastic Bag		Frozen:	
Sulfuric-		Perchlorate		Ziplock			

Unused Media

Vials	#	Containers:	#		#		#
Unp-		1 Liter Amb.		1 Liter Plastic		16 oz Amb.	
HCL-		500 mL Amb.		500 mL Plastic		8oz Amb/Clear	
Meoh-		250 mL Amb.		250 mL Plastic		4oz Amb/Clear	
Bisulfate-		Col./Bacteria		Flashpoint		2oz Amb/Clear	
DI-		Other Plastic		Other Glass		Encore	
Thiosulfate-		SOC Kit		Plastic Bag		Frozen:	
Sulfuric-		Perchlorate		Ziplock			

Comments:

limited volume for MW-102 ETPH and PCB

C:\MSDCHEM\4\DATA\D122319.SEC\D1223007.D

CT ETPH DISCRIMINATION CHECK

Data File Name D1223007.D
Data File Path C:\MSDCHEM\4\DATA\D122319.SEC\
Operator RMW
Date Acquired 12/23/2019 17:27
Acq. Method File EPH11D.M
Sample Name ETPH 1500
Instrument Name GCFID4

Name	Ret Time	Target Response	Average Response	*%D+/-20
C-9	1.70	8354886	9325568	10
C-10	2.32	8574907	9325568	8
C-12	3.23	8881769	9325568	5
C-14	3.94	9253670	9325568	1
C-16	4.54	9492425	9325568	-2
C-18	5.09	9656118	9325568	-4
C-20	5.70	9696548	9325568	-4
C-22	6.44	9686818	9325568	-4
C-24	7.28	9656383	9325568	-4
C-26	8.08	9587521	9325568	-3
C-28	8.82	9552789	9325568	-2
C-30	9.50	9579854	9325568	-3
C-32	10.13	9365625	9325568	0
C-34	10.72	9381950	9325568	-1
C-36	11.30	9162257	9325568	2

Samples

19L0774-03
19L0774-05
19L0801-01
19L0801-05
19L0801-02
19L0801-04

*One compound allowed %D</=50%

REASONABLE CONFIDENCE PROTOCOL
LABORATORY ANALYSIS QA/QC CERTIFICATION FORM

Laboratory Name: Con-Test Analytical Laboratory

Client: Weston & Sampson

Project Location: Simsbury, CT

Project Number: 19L0801

Laboratory Sample ID(s):
19L0801-01 thru 19L0801-06

Sample Date(s):
12/16/2019

List RCP Methods Used:

CTDEP ETPH, SW-846 6020B, SW-846 7470A, SW-846 8082A, SW-846 8260C-D, SW-846 8270D-E

1	For each analytical method referenced in this laboratory report package, were all specified QA/QC performance criteria followed, including the requirement to explain any criteria falling outside of acceptable guidelines, as specified in the CTDEP method-specific Reasonable Confidence Protocol documents?	☑ Yes ☐ No
1A	Were the method specified preservation and holding time requirements met?	☑ Yes ☐ No
1B	VPH and EPH Methods only: Was the VPH and EPH method conducted without significant modifications (see Section 11.3 of respective RCP methods)?	☐ Yes ☐ No ☑ N/A
2	Were all samples received by the laboratory in a condition consistent with that described on the associated chain-of-custody document(s)?	☑ Yes ☐ No
3	Were samples received at an appropriate temperature (< 6 degrees C.)?	☑ Yes ☐ No ☐ N/A
4	Were all QA/QC performance criteria specified in the CTDEP Reasonable Confidence Protocol documents achieved?	☐ Yes ☑ No
5A	Were reporting limits specified or referenced on the chain-of-custody?	☑ Yes ☐ No
5B	Were these reporting limits met?	☐ Yes ☑ No
6	For each analytical method referenced in this laboratory report package, were results reported for all constituents identified in the method-specific analyte lists presented in the Reasonable Confidence Protocol documents?	☐ Yes ☑ No
7	Are project-specific matrix spikes and laboratory duplicates included in this data set?	☐ Yes ☑ No

Notes: For all questions to which the response was "No" (with the exception of question #7), additional information must be provided in an attached narrative. If the answer to question #1, #1A, or #1B is "No", the data package does not meet the requirements for "Reasonable Confidence."
This form may not be altered and all questions must be answered.

Lisa A. Worthington

I, the undersigned, attest under the pains and penalties of perjury that, to the best of my knowledge and belief and based upon my personal inquiry of those responsible for providing the information contained in this analytical report, such information is accurate and complete.

Authorized Signature: Lisa Worthington **Position:** Technical Representative

Printed Name: Lisa A. Worthington **Date:** 12/26/19

Name of Laboratory: Con-Test Analytical Laboratory

This certification form is to be used for RCP methods only.