Electronic Transmittal Form for DEEP Remediation and LUST Secure File Transfer (SFT)

DEPARTMENT OF ENERGY AND ENVIRONMENTAL PROTECTION
REMEDIATION DIVISION
LEAKING UNDERGROUND STORAGE TANK COORDINATION PROGRAM
www.ct.gov/deep

This Electronic Transmittal Form must be completed and included as the cover sheet of your electronic document when uploading a document to the Connecticut SFT website. Requirements for Transmittals through the SFT website:

- Only document types identified in the dropdown lists in Part III below may be submitted through the SFT website.
- Documents submitted through the SFT website must include all applicable figures, tables and laboratory data.
- Files must be formatted as PDF/A and use the appropriate naming convention:
  - For Remediation Filings: **REM_RemID_DocumentType_DateofDocument**
    Example: REM_1234_MonitoringReport_01-01-2001
  - For LUST Filings: **LUST_SiteAddress_Town_AbbreviationForDocumentType_DateofDocument**
    Example: LUST_1MainStreet_Hartford_ESA_01-01-2001
    Note: For "AbbreviationForDocumentType" use appropriate abbreviation at Transmittal of Documents

Part I: Primary Recipient*: Remediation Program (* required)

For Remediation documents:	For LUST documents:
Primary Program*: Property Transfer	UST Facility ID: (if applicable)
Rem ID*: 4943	Spill Case Number: (if known)

Part II: Site Information

Site Name*: Former Simsbury Area Work Center
Site Address*: 34 Hopemeadow Street
City/Town*: Simsbury State: CT Zip Code: 06089

Secondary Programs (complete as many as applicable for this document):

Program: Select Secondary Program	Project ID:
Program: Select Secondary Program	Project ID:
Program: Select Secondary Program	Project ID:
Program: Select Secondary Program	Project ID:

Provide Project ID for each secondary program if it is known.
Each program has a unique ID (i.e. Rem ID, Spill Case #, UST Facility ID, etc.)

Part III: Document Information (document type required for appropriate program[s] only)

Remediation*: Annual Report
LUST*: LUST Document Type
Date of Document*: 4/30/2021 Version: Final

Part IV: Submitter Information

Name*: Lynn Willey
E-mail*: lynn.e.willey@eversource.com
Name of company/business this document is being submitted on behalf of: *
The Connecticut Light and Power Co dba Eversource

EVERSOURCE ENERGY

Environmental Affairs Department
107 Selden Street
Berlin, CT 06037

April 30, 2021

Mr. Jan Czeczotka
Bureau of Water Protection and Land Reuse
Department of Energy and Environmental Protection
79 Elm Street
Hartford, CT 06106-5127

References: 1. Letter (C11330) M. J. Harder to R. C. Zaklukiewicz, dated February 26, 2002.
2. Letter (D18491) T. Keeney to M. Hamel, dated April 4, 2002.

Dear Mr. Czeczotka:

Annual Summary Report
Former Simsbury Area Work Center
34 Hopmeadow Street, Simsbury

On March 5, 2002, The Connecticut Light and Power Company (CL&P) received a letter (Reference 1) from the Department of Environmental Protection (the "Department") indicating that, pursuant to CGS Section 22a-133v, an environmental professional may verify the investigation and remediation of the above referenced property. In response to the Department's letter, CL&P submitted a schedule for investigating and remediating the parcel, and for providing public notice prior to remediation, per CGS Section 22a-134a(h) (Reference 2).

CL&P, doing business as (dba) Eversource Energy, herein submits the nineteenth Annual Summary Report for this property. As required in Reference 1, this report summarizes activities which have taken place during the previous year, and presents a schedule of additional activities anticipated to be conducted during the upcoming year.

If you have any questions or require additional information regarding this schedule, please contact me at (617)-549-4950 or via email at drew.blicharz@eversource.com.

Very truly yours,

Drew Blicharz

Drew P. Blicharz
Environmental Specialist – Remediation
The Connecticut Light and Power Company, dba
Eversource Energy

Weston & Sampson

westonandsampson.com

273 Dividend Road
Rocky Hill, CT 06067
tel: 860.513.1473

REPORT

Eversource Energy

2020 Annual Report
Former Simsbury Area Work Center
34 Hopmeadow Street
Simsbury, Connecticut

April 2021

TABLE OF CONTENTS

Page

TABLE OF CONTENTS i

LIST OF FIGURES ii

LIST OF TABLES ii

LIST OF APPENDICES iii

EXECUTIVE SUMMARY ES-1

1.0 INTRODUCTION 1-1
1.1 Scope of this Report 1-1

2.0 BACKGROUND 2-1

3.0 2020 ACTIVITIES 3-1
3.1 Well Inspection and Repair 3-1
3.2 Montioring Well Redevelpoment and Surveying 3-1
3.3 AOPEC #4 Remediation 3-2
3.3.1 ETPH Remediation Sampling and Analytical Results Summary 3-2
3.3.2 PCB Remediation Sampling Analytical Results Summary 3-2
3.3.3 Waste Disposal Documentation 3-3
3.4 Continued Groundwater Monitoring 3-3
3.5 Groundwater Flow Analysis 3-4
3.6 Product Measurement and Recovery Information 3-4

4.0 AOPEC UPDATE AND PROPOSED ACTIVITIES 4-1
4.1 Status Summary and Proposed Actions 4-1
4.1.1 AOPEC #1B and #1C: Septic Leach Field 4-1
4.1.2 AOPEC #2A and #2B: Hydraulic Lifts (existing and former) 4-3
4.1.3 AOPEC #3A, #3B, #3D and #3F: Former USTs 4-5
4.1.4 AOPEC #4: Transformer Storage Areas & Loading Docks 4-12
4.1.5 AOPEC #5: Utility Pole Storage Areas 4-13
4.1.6 AOPEC #6B: Stormwater Discharge Locations 4-14

5.0 SUMMARY OF PROPOSED ACTIVITIES 5-1

LIST OF FIGURES

Figure 1..... Site Location Plan

Figure 2.....AOPEC 4 Remediation Plan

Figure 2A ..... AOPEC 4 ETPH Remediation Area – Confirmatory Soil Sample Location Plan

Figure 2B ..... AOPEC 4 PCB/ETPH Remediation Area – Confirmatory Soil Sample Location Plan

Figure 3.....Groundwater Sample Location Plan

Figure 4.....Groundwater Flow Direction – March 18, 2020

Figure 5..... Groundwater Flow Direction – December 4, 2020

Figure 6.....Proposed Project Schedule

LIST OF TABLES

Table 1..... Summary of Confirmation Soil Sample Analytical Results

Table 2A .....Summary of Groundwater Analytical Data – AOPEC #1B

Table 2B.....Summary of Groundwater Analytical Data – AOPEC #1C

Table 2C.....Summary of Groundwater Analytical Data – AOPEC #2A

Table 2D .....Summary of Groundwater Analytical Data – AOPEC #2B

Table 2E.....Summary of Groundwater Analytical Data – AOPEC #3A

Table 2F.....Summary of Groundwater Analytical Data – AOPEC #3B

Table 2G .....Summary of Groundwater Analytical Data – AOPEC #3C

Table 2H ..... Summary of Groundwater Analytical Data – AOPEC #3D

Table 2I.....Summary of Groundwater Analytical Data – AOPEC #3F

Table 2J..... Summary of Groundwater Analytical Data – AOPEC #3G

Table 2K.....Summary of Groundwater Analytical Data – AOPEC #4

Table 2L .....Summary of Groundwater Analytical Data – AOPEC #5

Table 2M .....Summary of Groundwater Analytical Data – AOPEC #6B

Table 3 .....Groundwater Elevations – 2020

LIST OF APPENDICES

Appendix A .....Soil Laboratory Analytical Data – AOPEC 4

Appendix B ..... Waste Disposal Documentation

Appendix C ..... Groundwater Sampling Data Sheets

Appendix D ..... Groundwater Laboratory Analytical Data

EXECUTIVE SUMMARY

Eversource Energy Service Company retained Weston & Sampson Engineers, Inc. (Weston & Sampson) to provide Licensed Environmental Professional (LEP) services for the former Simsbury Area Work Center (the "Site") located at 34 Hopmeadow Street in Simsbury, Connecticut. Weston & Sampson has prepared this 2020 Annual Report to document the status of Site investigations and remediations. This report is being submitted in accordance with the requirements set forth by the Connecticut Department of Energy and Environmental Protection (DEEP) in a letter sent to The Connecticut Light and Power Company (CL&P) dated February 26, 2002.

This Annual Report summarizes activities which have occurred at the Site over the last year and presents actions planned for the upcoming year. Specifically, nine Areas of Potential Environmental Concern (AOPECs) #1 through #9 were originally identified during the 2001 Phase I Environmental Site Assessment. AOPEC #10 was added as a result of two diesel fuel spills which occurred in early 2006. Subsequently, investigation activities have been completed and a LEP determined that no further actions were needed at AOPECs #7, #8, #9 and #10, and at portions of AOPECs #1 (#1A), #3 (#3E), and #6 (#6A). Final Site Investigation Reports and Completion of Investigation Transmittal Forms were prepared for these AOPECs and submitted to the DEEP in February 2015 and December 2018.

Based on the results of additional activities performed in 2019 at AOPEC #3A, these investigations are now considered complete and no further actions are recommended. Submittal of a Final Investigation Report and Completion of Investigation Transmittal Form is anticipated to be prepared and submitted to DEEP in 2021 for AOPEC #3A.

Based on the results of the remediation activities performed in 2020 at AOPEC #4 (transformer storage areas and loading docks), this remediation is now considered complete and no further actions are recommended except for post remediation groundwater monitoring. Remaining AOPECs #1B, #1C, #2A, #2B, #2C, #3B, #3C, #3D, #3F, #3G, and #5 are undergoing continued assessment and/or remediation activities, including soil assessment, groundwater monitoring, groundwater flow analysis, and data evaluation.

1.0 INTRODUCTION

1.1 Scope of this Report

Weston & Sampson is providing assistance to Eversource Energy Service Company on behalf of The Connecticut Light and Power Company dba Eversource Energy (CL&P) (collectively Eversource) for the investigation and remediation of historical releases at the former Simsbury Area Work Center (the "Site"). The sixty-acre property is located at 34 Hopmeadow Street in the Weatogue section of Simsbury, Connecticut (Figure 1). Previously, an Environmental Condition Assessment Form (ECAF) was submitted with a Form III Property Transfer Act filing for the Site, which was acknowledged as complete by the Connecticut Department of Energy and Environmental Protection (DEEP) on January 18, 2002. The DEEP subsequently notified CL&P on February 26, 2002, that an environmental professional licensed pursuant to Section 22a-133v of the Connecticut General Statutes may verify the investigation and remediation of the Site. CL&P is the certifying party to the transfer; however, they sold the property in December 2001 and have not occupied it since December 2016. The Site buildings have been repurposed for use by Curaleaf, the current property occupant. The southern portion was redeveloped for mixed commercial and residential use in circa 2016 and the northern portion remains undeveloped.

This report documents activities that have occurred throughout 2020 and includes a summary of proposed activities and a schedule for 2021.

2.0 BACKGROUND

A variety of investigations have been conducted at this Site. At the time of the ECAF filing (December 2001), the following reports had been prepared:

- *Conceptual Design of the Groundwater Recovery and Treatment Systems at the Simsbury Area Work Center Facility*, Leggette, Brashears & Graham, Inc., September 1990.
- *Phase I Environmental Site Assessment Report, CL&P Service Center Site*, Carroccio-Covill & Associates, LLC (CCA), February 2001.
- *Phase II Environmental Site Assessment Report, CL&P Service Center Site*, CCA, LLC, November 2001.

Subsequent to the submittal of the ECAF, additional investigation reports were completed:

- *Phase II Environmental Site Assessment Addendum for the CL&P Service Center Site*, CCA, LLC, December 12, 2001.
- *Simsbury Area Work Center: 2002 Annual Environmental Summary Report*, Weston & Sampson Engineers, Inc., April 2003.
- *Simsbury Area Work Center: 2003 Annual Environmental Summary Report*, Weston & Sampson Engineers, Inc., July 2004.
- *Simsbury Area Work Center: 2004 Annual Environmental Summary Report*, Weston & Sampson Engineers, Inc., August 2005.
- *Simsbury Area Work Center: 2005 Annual Environmental Summary Report*, Weston & Sampson Engineers, Inc., May 2006.
- *Simsbury Area Work Center: 2006 Annual Environmental Summary Report*, Weston & Sampson Engineers, Inc., April 2007.
- *Simsbury Area Work Center: 2007 Annual Environmental Summary Report*, Weston & Sampson Engineers, Inc., April 2008.
- *Simsbury Area Work Center: 2008 Annual Environmental Summary Report*, Weston & Sampson Engineers, Inc., April 2009.
- *Simsbury Area Work Center: 2009 Annual Environmental Summary Report*, Weston & Sampson Engineers, Inc., May 2010.

- *Simsbury Area Work Center: 2010 Annual Environmental Summary Report*, Weston & Sampson Engineers, Inc., April 2011.
- *Simsbury Area Work Center: 2011 Annual Environmental Summary Report*, Weston & Sampson Engineers, Inc., April 2012.
- *Simsbury Area Work Center: 2012 Annual Environmental Summary Report*, Weston & Sampson Engineers, Inc., April 2013.
- *Simsbury Area Work Center:* Environmental Investigation Report - AOPECs #1A, #5, #7A, #7B, #7C, #8, and #9, Weston & Sampson Engineers, Inc., January 2014.
- *Simsbury Area Work Center: 2013 Annual Environmental Summary Report*, Weston & Sampson Engineers, Inc., April 2014.
- *Simsbury Area Work Center:* Final Site Investigation Report - AOPECs #1A, #7A, #7B, #7C, #8, and #9, Weston & Sampson Engineers, Inc., February 2015.
- Completion of Investigation Transmittal Form - AOPECs #1A, #7A, #7B, #7C, #8, and #9, Weston & Sampson Engineers, Inc., February 2015.
- *Simsbury Area Work Center: 2014 Annual Environmental Summary Report*, Weston & Sampson Engineers, Inc. May 2015.
- *Simsbury Area Work Center: 2015 Annual Report*, Weston & Sampson Engineers, Inc., April 2016.
- *Simsbury Area Work Center: 2016 Annual Report*, Weston & Sampson Engineers, Inc., April 2017.
- *Simsbury Area Work Center: 2017 Annual Report*, Weston & Sampson Engineers, Inc., April 2018.
- Completion of Investigation Transmittal Form - AOPECs #3E, #6A and #10, Weston & Sampson Engineers, Inc., December 2018.
- *Simsbury Area Work Center: 2018 Annual Report*, Weston & Sampson Engineers, Inc., April 2019.
- *Simsbury Area Work Center: 2019 Annual Report*, Weston & Sampson Engineers, Inc., April 2020.

All of the reports and documents listed above have been submitted to DEEP. Copies of the Phase I, Phase II and Phase II Addendum reports were submitted to DEEP along with the 2002 Annual Environmental Summary Report in April 2003.

This Annual Report summarizes new soil and groundwater investigations, continuing groundwater monitoring activities, and on-going remedial efforts. Pertinent current data have been included in this report. Historical data remains on file and is available upon request.

The following AOPECs were identified during the Phase I Environmental Site Assessment (ESA), along with the two diesel fuel spills in early 2006:

- AOPEC #1: Current and former subsurface septic disposal systems;
- AOPEC #2: Current and former subsurface hydraulic vehicle lifts;
- AOPEC #3: Former underground storage tanks (USTs);
- AOPEC #4: Former transformer storage areas and loading docks;
- AOPEC #5: Former utility pole storage areas;
- AOPEC #6: Three stormwater discharge locations;
- AOPEC #7: The Site as a whole, due to historical agricultural use;
- AOPEC #8: Former railroad track along the eastern border of the Site, and railroad spur on the east side of the central portion of the Site;
- AOPEC #9: A “mound” (soil pile) located in the northeast corner of the southern portion of the Site; and
- AOPEC #10: Two diesel fuel spills (2006) north of the service center building.

These AOPECs were organized, as appropriate, into sub-sets. The AOPECs, with descriptions and identified contaminants of concern (COC), are discussed in the following section of this report. Note that in some cases there are overlapping AOPEC locations.

3.0 2020 ACTIVITIES

The 2019 Annual Report outlined continued assessment and remedial activities that were planned and proposed for 2020. These activities included anticipated remediation at four AOPECs (#2B, #3B, #3F, and #4) to address extractable total petroleum hydrocarbon (ETPH) impacts and the completion of a Performance-Based PCB cleanup at AOPEC #4 to address the presence of polychlorinated biphenyls (PCBs) in shallow soil greater than 1 milligram per kilogram (mg/kg). The 2019 annual report also included groundwater assessment activities associated with AOPECs #1B, #1C, #2A, #2B, #3B, #3C, #3D, #3F, #3G, #4, #5 and #6B, continued groundwater monitoring and flow analysis, and data evaluation. Additional activities including inspection, repair, redevelopment, and survey of existing groundwater monitoring wells was proposed in June 2020, after the 2019 Annual Report had been submitted to DEEP. The following describes the results of the 2020 assessment activities.

3.1 Well Inspection and Repair

In recent years, several monitoring wells have been observed and noted to be in deteriorated condition and in need of repairs. Many of the monitoring wells are in high traffic areas and are completed as flush-mount curb boxes. As part of 2020 activities, Eversource requested Weston & Sampson conduct a well inspection and evaluate the condition of each of the flush mount monitoring wells located within asphalt paved areas to determine which ones needed repairs. Weston & Sampson performed the inspection concurrently with the June 2020 groundwater sampling event.

On November 14, 15 and 16, 2020, Cummins EnviroTech, Inc. (CEI) of East Lyme, CT was mobilized to the Site to repair select wells. As needed, CEI trimmed the top of cracked or broken PVC risers and installed new road boxes as needed. One well, MW-7, which is not in the monitoring network, was observed to be in poor condition. Therefore, Weston & Sampson directed CEI to abandon this well in place to eliminate the likelihood of this well from serving as a potential migration pathway for surface contaminants. CEI removed the road box and concrete collar, pulled the well up approximately 3 to 4 feet and cut the PVC to be flush, filled the well screen with concrete, followed by silica sand and a two foot top cap of concrete, and finished the ground surface with cold patch.

3.2 Montioring Well Redevelopment and Surveying

Weston & Sampson returned to the Site on November 19 and 20, 2020 to redevelop each of the repaired monitoring wells and any other monitoring wells that are typically gauged or sampled within paved areas of the Site. The following 19 monitoring wells were redeveloped:MW-2A, MW-6, MW-10, MW-11A, MW-15, MW-16, MW-101, MW-202, MW-203, MW-CCA4, MW-CCA5, MW-CCA6, MW-T1, MW-T2, MW-T3, MW-T5, MW-T6, MW-SA-SOUTH and MW-SA-NORTH. Weston & Sampson utilized a Waterra inertial pump and/or bailer using surging techniques to evacuate water, sediments and any entrained contaminants that potentially entered the well from the previous deteriorated well cap conditions or debris (e.g., PVC shavings) from well repairs. Weston & Sampson attempted to redevelop three additional wells, MW-4R, MW-8, and MW-CCA-3; however, they were found to be dry and could not be redeveloped.

Weston & Sampson survey staff also conducted a well survey to locate each of the monitoring wells within the gauging or monitoring network and to obtain updated well top of casing elevation data.

3.3 AOPEC #4 Remediation

As stated in the 2019 Annual Report, remediation of AOPEC #4 was planned for 2020 to address PCB impacts exceeding EPA criteria at one localized area and shallow ETPH impacts exceeding DEEP Remediation Standard Regulations (RSR) Residential Direct Exposure Criteria (RES DEC) and GA Pollutant Mobility Criteria (GA PMC) standards across a larger area of this AOPEC. The PCB excavation was completed as a Performance-Based cleanup in accordance with Title 40 CFR Section 761.61(b) and confirmatory sampling fulfilled the requirements of 40 CFR 761.61 Subpart O This AOPEC is located north of the former vehicle maintenance garage building and along the fence line (See Figure 2). Eversource mobilized Strategic Environmental Services, Inc. of Glastonbury, CT (SES) to perform the remedial activities on November 30, December 1, 2, 3, 4 and 7, 2020. SES's work was overseen by Weston & Sampson field staff. After the planned excavation limits were achieved, Weston & Sampson collected confirmation samples for analytical testing. Details of the remedial activities by contaminant type including excavation dimensions, confirmatory sampling and analytical results and waste disposal documentation are included in the following sections. Analytical laboratory reports are included in **Appendix A** and analytical data is summarized in Table 1.

3.3.1 ETPH Remediation Sampling and Analytical Results Summary

Initially, SES saw-cut and removed the asphalt layer within the proposed excavation area and placed the asphalt debris into triaxle dump trucks. The asphalt was transported to Recycled Concrete Products of Connecticut (Broad Brook, CT) where it was recycled. SES used a Hydrema excavator and Bobcat skid steer to conduct the soil excavation and removal work. Soil removed from the excavation was loaded into trucks and roll offs for off-Site disposal. The L-shaped ETPH remediation area measured 180 feet (ft.) long by 20 ft. wide and 3 ft. deep at its longest stretch and 32 ft. long by 22 ft. feet wide by 2 ft. deep for the remaining portion which overlaps the PCB removal areas discussed in Section 3.3.2. Evidence of impacts such as staining or odors was not observed in soils. Based on the size of the excavation, confirmation sidewall and bottom soil samples were generally collected at a frequency of approximately one every 20 ft (Figure 2A). Weston & Sampson collected a total of 37 confirmation soil samples, designated CS-E1 through CS-E29, CS-30, CS-33, CS-39, CS-43, CS-47, and CS-65, including two duplicate samples (DUP-E1 and DUP-E2) for quality assurance quality control (QA/QC) purposes. The letter "E" in the sample nomenclature represents a sample collected from only the ETPH-impacted area of the excavation; the remaining samples without the "E" designation indicate that the sample was collected for a dual purpose to address both ETPH and PCBs. Samples were submitted to Phoenix Environmental Laboratories, Inc. (Phoenix) located in Manchester, CT and analyzed for ETPH via the CT ETPH 8015D method. The open excavation was protected with erosion controls and temporary fencing connected to the existing fencing along the northern boundary of the excavation.

ETPH was detected in 5 of the 37 ETPH confirmation soil samples at concentrations ranging from 73 to 180 milligram per kilogram (mg/Kg) which were below the 500 mg/Kg GA PMC and RES DEC. Consequently, the soil excavation successfully met the remedial goal, and no further excavation was needed to address EPTH impacts.

3.3.2 PCB Remediation Sampling Analytical Results Summary

Based on the presence of PCBs greater than 1 mg/kg in one soil sample collected from AOPEC #4, a Performance-Based PCB cleanup in accordance with Title 40 CFR Section 761.61(b) was performed

and confirmatory sampling fulfilled the requirements of 40 CFR 761.61 Subpart O. As mentioned previously, the PCB-impacted soil area overlapped a portion of the ETPH-impacted area. This area of the excavation measured 32 ft. long by 22 ft. wide and 2 ft. deep.

Following Subpart O requirements, Weston & Sampson collected a total of 56 confirmation soil samples, designated CS-30 to CS-82 including three duplicate samples (DUP-1, DUP-2 and DUP-3) for QA/QC purposes. Sidewall confirmation grab samples were collected at a depth of 1.0 ft bgs and bottom confirmation grab samples were collected at a depth of 2.0 ft bgs. All three blind duplicate samples were consistent with their parent samples (i.e., PCBs < detection limits). Figure 2B depicts the PCB/ETPH remediation area and associated confirmation sample locations. Samples were submitted to and analyzed by Phoenix for PCBs via EPA 8082A with Soxhlet extraction method 3540C and reported using DEEP RCP methods.

PCBs were not detected in any of the soil samples above detection limits. Based on these results, no further excavation is needed to address PCB impacts.

3.3.3 Waste Disposal Documentation and Restoration

Prior to the remedial excavation, SES prepared and implemented a sampling plan which included test pit excavations within the proposed ETPH and PCB remediation areas for pre-disposal characterization (Appendix B). Two composite soil samples were collected from four test pits in the ETPH area, and one composite sample was collected from two test pits in the PCB area. The analytical results were then used to determine suitable disposal facilities for the soil. Conducting pre-disposal characterization ahead of the remedial work also allowed for the live loading of excavated soil, resulting in a cleaner and more efficient process. After receipt of the pre-disposal analytical data, SES prepared waste profiles for Clean Earth of Connecticut (Plainville, CT) for the disposal of non-PCB impacted soils and US Ecology's Wayne Landfill (Belleville, MI) for PCB-impacted soils.

Twenty-three truckloads of non-PCB impacted soil (564.68 tons) was transported by SES to Clean Earth for disposal. PCB-impacted soils were live loaded into three roll offs (46.16 tons) with one trucked directly to Wayne Landfill. The other two roll offs were transported to Red Technologies in Portland, CT where they were subsequently off-loaded into a railcar and then transported to the Wayne Landfill. Disposal documentation, including waste disposal characterization laboratory analytical data and waste manifests, are provided in **Appendix B**.

Restoration of the Site was performed by SES under the supervision of Eversource and included backfilling and compacting the excavation with certified clean gravel obtained from Wapping Sand & Gravel in Broad Brook, CT and processed stone provided by Herb Holden Trucking from a virgin quarry source in Westfield, MA (**Appendix A**). The excavation footprint will be repaved in the Spring of 2021.

3.4 Continued Groundwater Monitoring

As proposed in the 2019 Annual Report, continued groundwater monitoring was performed in 2020. Groundwater samples were collected for laboratory analysis from 16 monitoring wells during the year.

Monitoring well locations are shown on Figure 3. Groundwater Sampling Data Sheets are included in **Appendix C** and Laboratory Analytical Reports are included in **Appendix D**.

Modifications to the sampling network were made in 2020 based on a review of 2019 data and included the discontinuation of monitoring of certain wells and the addition of select parameters. These modifications were made on an AOPEC basis to either 1) work toward achieving compliance or 2) continue to track contaminant trends for AOPECs pending remediation.

Below is a summary table of the wells included in the current monitoring network, sampling frequency, and COC parameters:

2020 Groundwater Sampling Plan				
Well ID	**March**	**June**	**September**	**December**
MW-CCA3	E, P	E, P	E, P	E,P
MW-CCA4	E, P			
MW-CCA5	E			
MW-TRW1	E			
MW-4R	E, V, P	E, V, P, EFP	E, V, P	E, V, P
MW-2A	E			
MW-11A	E			
MW-6	E	E, EFP	E	E
MW-10	E			
MW-T3	E			
MW-T6	E			
MW-101	E, V	E, V	E, V	E, V
MW-102	E, V	E, V	E, V	E, V
MW-202	E			
MW-203	E			
MW-310	E			
V-VOCs, E-ETPH, P-PAHs, EFP–ETPH Fingerprint				

Groundwater analytical testing results are discussed by AOPEC below in Section 4.1.

3.5 Groundwater Flow Analysis

To determine groundwater flow directions, depth to water measurements were collected in March, June, September, and December 2020. Abnormally dry weather and drought conditions were present during the 3rd and 4th quarters of 2020. Table 3 summarizes groundwater depth to water and calculated groundwater table elevations. Figures 4 and 5 illustrate groundwater flow contour lines and directions based upon the gauging information collected during the March and December 2020 gauging events. In general, groundwater flows in a south-southwesterly direction across the Site, which is consistent with prior flow determinations.

3.6 Product Measurement and Recovery Information

No measurable oil (light nonaqueous phase liquid [LNAPL]), was detected with an oil-water interface probe in any of the monitoring wells located at the Site. LNAPL has not been detected in well TRW-1 since 2005, and well MW-T3 since 2009.

4.0 AOPEC UPDATE AND PROPOSED ACTIVITIES

No further soil investigations are planned in 2021. Groundwater sampling is expected to continue at AOPECs #2A, #2B, #3B, #3C, #3D, #3F, #3G and #5 for DEEP Remediation Standard Regulations (RSR) compliance demonstration or contaminant trend purposes. Post-remediation groundwater monitoring is planned for AOPEC #4.

Soil and groundwater investigations are considered complete and no further action is required at AOPECs #1A, #7A, #7B, #7C, #8, and #9. A Final Site Investigation Report and Completion of Investigation Transmittal Form for these AOPECs were previously submitted to the DEEP in February 2015.

Soil and groundwater investigations at AOPECs #3E, #6A, and #10 are also considered complete and no further action is required. A Final Site Investigation Report and Completion of Investigation Transmittal Form were prepared for these AOPECs and submitted to the DEEP in December 2018.

Based upon review of recent and historical results, soil and groundwater investigations at AOPEC #3A is considered complete and no further action is required. A Final Site Investigation Report and Completion of Investigation Transmittal Form will be prepared for this AOPEC and submitted to the DEEP in 2021.

The following presents the status and proposed 2021 activities for each of the following AOPECs.

4.1 Status Summary and Proposed Actions

4.1.1 AOPEC #1B and #1C: Septic Leach Field

AOPEC #1B: This AOPEC is located north of the former vehicle maintenance garage and serves the same building. The Phase II ESA investigation included the analysis of two soil samples (CCA5 and TP-2) from this area. No detections of COCs were found in these samples. However, Weston & Sampson determined that additional testing was needed, as this septic system continued to be used after the previous testing was completed in 2001.

Two borings (B313 and B316) were completed in this AOPEC and converted into groundwater monitoring wells (MW-200 and MW-201) in 2017 (Figure 7). Boring B313 (MW-200) is located on the upgradient side of the septic leach field and boring B316 (MW-201) is located on the downgradient side. A calibrated PID was used to screen soil for the presence of VOCs in each of the borings, and no VOC readings above background were noted. One soil sample was collected from each boring at 8 to 10 ft bgs, which matched the previous testing depth completed by CCA in 2001. This depth is believed to be just below the septic system elevation. The samples were tested for PCBs, ETPH and VOCs. The analytical results revealed no detections of COCs above laboratory detection limits. Based on these findings, no further soil investigations are planned for this AOPEC at this time.

The new monitoring wells (MW-200 and MW-201) and existing well (MW-CCA5) were sampled in May 2017 to document water quality in and downgradient of the septic leach field. Groundwater samples were analyzed for PCBs, ETPH, and VOCs. No COCs were detected above laboratory reporting limits. Based on the initial data, groundwater quality in this area appeared to have not been impacted by releases from the septic system. However, to meet RSR compliance, these monitoring wells were

sampled during each quarter of 2018 and analyzed for the same COCs. PCBs and VOCs were not detected throughout the four quarters. ETPH was detected in each of the wells for two or more quarters at concentrations ranging from 0.084 mg/L to 0.21 mg/L. None of the detected ETPH concentrations exceed the RSR Groundwater Protection Criteria (GWPC) or Surface Water Protection Criteria (SWPC).

Based on the 2017 and 2018 results, sampling for PCBs and VOCs was discontinued at these three wells. One additional round of quarterly groundwater samples from wells MW-200, MW-201 and MW-CCA5 was collected on March 2019 to monitor for ETPH. Results revealed that ETPH was not detected above laboratory detection limits in any of the groundwater samples (see Table 2A).

Based on these results, combined with four previous rounds of groundwater sampling from these wells, groundwater compliance has been achieved and further groundwater monitoring is not deemed necessary at this time. However, formal closure of this AOPEC cannot be achieved until the system is no longer in use. Once the system is no longer in use and either removed/abandoned in place, final assessment can be conducted to assess for closure.

AOPEC #1C: This AOPEC is located south of the former Substation Maintenance (SSM) building and the Construction, Testing, and Maintenance (CT&M) building, and serves both buildings. The Phase II ESA investigation analyzed two soil samples (CCA2 and TP-1) from this AOPEC. No detections of COCs were found in these samples. Additional testing was needed because the septic system continued to be used after the previous testing was completed in 2001.

Two borings (B331 and B332) were advanced on the upgradient and downgradient sides of this AOPEC in 2017. A calibrated PID was used to screen soil for the presence of VOCs, and no readings above background were noted. One soil sample was collected from each boring at 8 to 10 ft bgs, which matched the previous testing depth completed in 2001 and is believed to be just below the septic system elevation. Soil samples were tested for PCBs, ETPH and VOCs. The analytical results revealed no detections of COCs above laboratory detection limits. Based on these findings, no further soil investigations are planned for this AOPEC at this time.

During 2017, existing monitoring wells MW-CCA2, MW-15, and MW-16 were sampled in May and July to document water quality within and downgradient of this septic leach field. Groundwater samples were analyzed for PCBs, ETPH, and VOCs. VOCs and PCBs were not detected above laboratory reporting limits in any of the wells during May or July. ETPH was detected in each of the wells during the May event at a concentration below applicable RSR criteria. ETPH was not detected during the July sampling event. To meet RSR compliance requirements, these wells were sampled during each quarter of 2018 and analyzed for the same COCs. PCBs and VOCs were not detected throughout the four quarters. ETPH was detected in each of the wells for two or more quarters at concentrations ranging from 0.078 mg/L to 0.16 mg/L. None of the detected ETPH concentrations exceed the GWPC or SWPC.

Based on the 2017 and 2018 results, sampling for PCBs and VOCs was discontinued at these wells. One additional round of quarterly groundwater samples from wells MW-15, MW-16 and MW-CCA2 was collected in March 2019 to monitor for ETPH. Results revealed that ETPH was not detected above laboratory detection limits in any of the groundwater samples (see Table 2B).

Based on these results, combined with four previous rounds of groundwater sampling from these wells, detected concentrations of ETPH are below the GWPC. However, formal closure of this AOPEC cannot be achieved until the system is no longer in use. Once the system is no longer in use and either removed/abandoned in place, final assessment can be conducted to assess for closure.

4.1.2 AOPEC #2A and #2B: Hydraulic Lifts (existing and former)

AOPEC #2A: This AOPEC includes existing hydraulic lifts located inside the former vehicle maintenance garage. The Phase II ESA investigation included soil samples obtained from borings B-6, B-7, and B-8. An ETPH detection of 1,500 mg/kg at 8 to 12 ft bgs from boring B-6 prompted further investigated in 2017 and 2018.

In 2017, six interior borings were advanced proximal to boring B-6 (B301 through B305, and B6A), and five additional borings (B313, and B316 through B319) were advanced outside of the garage to define the nature and extent of ETPH impacts in this AOPEC. Multi-depth sampling was performed at B6A to vertically profile the ETPH impacts previously identified at boring B-6. One soil sample was analyzed from borings B301 through B305, generally targeting the 8 to 12-foot depth interval where ETPH had previously been identified in 2001. The results identified ETPH in four samples, but at concentrations below RSR criteria. Select soil samples were also tested for PCBs. No PCBs were detected in these samples.

In 2018, additional borings were advanced at and east of boring B-301, in which ETPH was previously detected at 500 mg/kg (equivalent to the RSR Residential Direct Exposure Criteria [RES DEC]), to fully assess the nature and extent of impacts in this area. Borings were also advanced within a former chemical storage room that was not previously investigated prior to Eversource vacating the building. Multi-depth soil sampling was completed at borings B601, B606 and B607 (vehicle lift area) and at borings B602 through B605 (chemical storage area) to identify potential releases. The samples collected near the former in-ground lifts were submitted for ETPH and PCB analysis. PCBs were not detected in any of the samples. ETPH was detected in samples from boring B601 and B606. The detected ETPH concentration in sample B606A from 8 to 10 ft bgs was 520 mg/kg, which exceeds the RES DEC and GA Pollutant Mobility Criteria (GA PMC). ETPH was detected at a concentration below RSR criteria from a deeper sample collected from boring B-606 at 10 to 12 ft bgs (B-606B). Samples collected from the four borings within the former chemical storage area were analyzed for PCBs, VOCs, SVOCs, ETPH and Total RCRA 8 metals. PCBs were not detected in any of these samples. VOCs, SVOCs, ETPH and some total metals were detected throughout the samples, but at concentrations that do not exceed applicable RSR criteria.

Groundwater samples collected from monitoring wells MW-202 and MW-203 were analyzed for ETPH in May 2017 to document water quality cross gradient and downgradient of the hydraulic lifts, respectively. ETPH was not detected above laboratory reporting limits. ETPH was also not detected in upgradient wells MW-200 and MW-201.

To meet RSR compliance, MW-202 (cross gradient) and MW-203 (downgradient), along with MW-CCA5 (located upgradient of this AOPEC) were sampled during each quarter of 2018 and analyzed for ETPH. ETPH was detected in each sample at concentrations ranging from 0.091 mg/L to 0.30 mg/L. Only the ETPH concentration of 0.30 mg/L in well MW-202 from March 2018 exceeded the GWPC and SWPC. Groundwater samples were also analyzed for PCBs at MW-CCA5 all four quarters, at MW-202

during the second quarter (June), and at MW-203 during the first quarter (March). PCBs were not detected in any of the sampling events.

To meet quarterly monitoring requirements, MW-203 was sampled in each quarter in 2019 and analyzed for PCBs. PCBs were not detected above laboratory detection limits in any of the samples. Based on the planned remediation in this AOPEC, monitoring wells MW-202, MW-203 and MW-CCA5 were sampled in March 2019 to track ETPH concentrations until remediation is performed. ETPH was not detected above laboratory detection limits in samples MW-202 and MW-CCA5, but was detected in sample MW-203 at a concentration of 0.22 mg/L. The detected ETPH concentration does not exceed the GWPC or SWPC. These wells were additionally sampled in March 2020 to continue tracking ETPH concentrations. ETPH was not detected in any of these three wells (see Table 2C).

In 2021, Weston & Sampson proposes collecting one round of groundwater samples in March for ETPH at monitoring wells MW-CCA5, MW-202 and MW-203 to continue tracking ETPH concentration trends.

AOPEC #2B: This AOPEC includes former hydraulic lifts located inside the Substation Maintenance (SSM) building. The Phase II ESA investigation included one sample from each of four borings (B-1, B-2, B-3, and B-4). ETPH was detected at 1,900 mg/kg in boring B-3 from 8 to 12 ft bgs, warranting further investigation.

In 2017, six interior borings (B306 through B310, and B310A) were advanced proximal to boring B-3. Multi-depth sampling was performed at boring B310A to vertically profile the ETPH impact previously identified in boring B-3. One soil sample was analyzed from borings B303 through B310, generally targeting the 8 to 12-foot depth interval where the ETPH impacts had been identified in 2001. All soil samples were tested for ETPH, with select soil samples also tested for PCBs. ETPH was detected in six soil samples collected from two-foot intervals between 6 and 12 ft bgs in borings B307, B308, B310, and B310A. ETPH concentrations at two locations (B310 at 8 to 10 ft, and B310A at 6 to 8 ft) exceeded RSR criteria. PCBs were not detected in any of the soil samples analyzed.

A fingerprint analysis was performed on the 6 to 8-foot soil sample from boring B310A to determine the type of petroleum hydrocarbon present. The fingerprint indicated a transformer oil profile. AOPEC 3B, which abuts this AOPEC to the east, is associated with past transformer oil releases from USTs that are located adjacent to and upgradient of the SSM building.

Existing monitoring wells MW-6 and MW-T3 were sampled in May 2017 to document groundwater quality in the vicinity of the former hydraulic lifts. An additional well, MW-310, was installed and sampled in September 2017. Groundwater samples were analyzed for ETPH. ETPH was not detected above laboratory reporting limits in MW-6. However, concentrations of ETPH detected in MW-T3 and MW-310 exceeded the SWPC.

Groundwater monitoring was performed in 2018 to continue to track natural attenuation of ETPH in AOPEC #2B. MW-6, MW-310 and MW-T3 samples were analyzed for ETPH in the first quarter only. Monitoring well MW-6 was additionally analyzed for PCBs in the first quarter. PCBs were not detected in any of the samples analyzed. ETPH was detected in each of the samples, with concentrations in MW-310 and MW-T3 from March 2018 continuing to exceed RSR criteria.

In 2019, additional soil sampling was performed in this AOPEC to further delineate ETPH impacts in an effort to help refine soil volume estimates in advance of anticipated remedial activities. Two exterior borings were advanced adjacent to this AOPEC west (B39A) and north (B310N) of existing boring B310, which exhibited elevated ETPH detections from the 8 to 10 ft bgs sampling interval. Two sampling intervals (8 to 10 and 10 to 12 ft bgs) were collected from each boring. ETPH was not detected above laboratory detection limits in either boring from the 8 to 10 ft bgs interval. ETPH was detected in each of the 10 - 12 ft bgs sampling intervals at concentrations of 16 mg/kg and 98 mg/kg. However, neither detection exceeds the RES DEC or GA PMC.

Based on the planned remediation in this AOPEC, monitoring wells MW-6, MW-T3, and MW-310 were sampled in the March 2019 sampling quarter to track ETPH concentrations until remediation is performed. A blind duplicate sample (DUP-1) of MW-6 was also collected for quality assurance/quality control (QA/QC) purposes. ETPH was detected above laboratory detection limits in each of the samples. The detected ETPH concentrations in MW-6 (0.52 mg/L), DUP-1 (9.1 mg/L), MW-310 (0.35 mg/L), and MW-T3 (3.9 mg/L) exceed the GWPC and SWPC. These three wells were additionally sampled in March 2020 to continue tracking ETPH concentrations. Monitoring well MW-6 was also sampled in June, September, and December 2020 for ETPH. A blind duplicate sample (DUP-1) of MW-6 was also collected for QA/QC purposes in December. ETPH was detected in the September sampling round at MW-6 (0.45 mg/L) and in both MW-310 (7.7 mg/L) and MW-T3 (3.4 mg/L) in March. Each of the detected ETPH concentrations exceed the GWPC and SWPC (see Table 2D).

In 2021, Weston & Sampson proposes collecting one round of groundwater samples in March for ETPH at monitoring wells MW-6, MW-310, and MW-T3 to continue tracking ETPH concentration trends.

4.1.3 AOPEC #3A, #3B, #3D, #3F and 3G: Former USTs

AOPEC #3A*:* This AOPEC comprises former underground storage tanks (USTs) A1 and A1R1, which were reported to have contained heating oil/diesel fuel. Soil testing within this AOPEC was not completed after the tanks were removed, and the Phase II ESA Report documents the collection and analysis of one groundwater sample. As such, additional testing was needed to properly close this AOPEC for LEP verification.

In 2017, two soil borings (B314 and B315) were completed within the footprint of this AOPEC, with one soil sample collected and analyzed from each boring. The sampling interval targeted the bottom depth of the USTs, which was estimated at 11 to 13 ft bgs. Soil samples were tested for VOCs, SVOCs and ETPH. The analytical results revealed no detections of any compounds.

No groundwater sampling was conducted in 2017 at MW-A1R1, as prior favorable groundwater data for the primary COCs (ETPH and VOCs) from four sampling events over a two-year period exists for this AOPEC. However, historical sampling did not include SVOCs as a COC. Therefore, four quarters of groundwater monitoring was conducted at well MW-A1R1 in 2018. Due to low water table conditions, a sample could not be retrieved during the September quarterly event. The March, June and December samples were submitted for SVOC analysis. No SVOCs were not detected for any of the sampling quarters.

In 2019, monitoring well MW-A1R1 was sampled one additional quarter (March) for polycyclic

aromatic hydrocarbons (PAHs). Results revealed that PAHs were not detected above laboratory detection limits (see Table 2E).

Based on the 2018 through 2019 results, in combination with the lack of any contaminants detected in groundwater from this AOPEC in the Phase II ESA, additional monitoring is not considered necessary for AOPEC #3A. It is the opinion of the LEP that the investigation of this AOPEC is now complete and a Final Investigation Report and Completion of Investigation Transmittal Form is anticipated to be prepared and submitted to DEEP in 2021.

AOPEC #3B*:* This AOPEC comprises former USTs J-10, J-11, J-12, and K-13. These USTs were located side by side in subsurface concrete block vaults east of the Substation Maintenance Building. Three of the USTs contained non-PCB transformer oil and one UST contained waste oil. Soil and groundwater impacts were identified at this AOPEC following removal of these tanks. Historical groundwater data at monitoring well MW-T3 and recovery well TRW-1 exhibited intermittent thin layers of LNAPL in 2003, 2004, 2005, 2007, and 2009. LNAPL was not detected at either well during 2006, 2008, and 2010 through 2020. Additional testing has been needed to demonstrate compliance with the RSRs for LEP verification.

Six soil borings (B325 through B330) were completed within the footprint of this AOPEC in 2017. One soil sample was analyzed from each of the borings, with the sampling interval generally targeting the depth of the former USTs (estimated at 6 to 10 ft bgs). The soil samples were tested for PCBs, VOCs, ETPH, and total RCRA 8 metals. Analytical results revealed PCBs and VOCs were not detected above laboratory detection limits. Select total metals were detected at concentrations that do not exceed applicable RSR criteria. ETPH was detected in each of the soil samples at concentrations ranging from 26 mg/kg to 1,000 mg/kg. ETPH in samples B328 (9-11 ft bgs) and B330 (9-11 ft bgs) exceed RSR criteria (GA PMC and RES DEC). Similar to AOPEC #2B, additional soil sampling was performed for this AOPEC in 2019 to further delineate ETPH impacts and refine soil volume estimates in advance of anticipated future remedial activities.

A groundwater sample was collected from monitoring well MW-6, downgradient of AOPEC #3B in May 2017 and analyzed for ETPH. ETPH was not detected above laboratory reporting limits. However, following a review of AOPEC #3B data prior to the 2018 sampling year, it was determined that a groundwater data gap existed for this AOPEC. Therefore, wells MW-T6 and, MW-TRW1 within AOPEC 3B, and MW-6 and MW-CCA4 located downgradient and upgradient of the AOPEC, respectively, were monitored to track attenuation of ETPH in this area. In 2018, one quarter of groundwater samples was collected from MW-T6, MW-6, and MW-TRW1 in March, and four quarters of samples were collected from MW-CCA4, upgradient of this AOPEC. Samples were analyzed for ETPH, PCBs, VOCs, SVOCs and/or RCRA 8 metals. PCBs, VOCs and SVOCs were not detected in any of the samples. Total chromium was detected in sample MW-6 at a concentration that does not exceed the GWPC. ETPH was detected in samples collected from each of the wells at concentrations ranging from 0.081 mg/L to 4.7 mg/L. ETPH detected in samples from wells MW-T3 (4.7 mg/L) and MW-TRW1 (1.2 mg/L) from the March event exceeded the GPWC and SWPC.

In 2019, additional soil sampling was performed in this AOPEC to further delineate ETPH impacts in efforts to help refine soil volume estimates in advance of anticipated future remedial activities. Six borings (B325A through B330A) were advanced adjacent to existing borings to obtain additional vertical samples (Figure 3). Four additional borings (B328E, B328S, B328W, and B330W) were

advanced to obtain both horizontal and vertical samples to delineate ETPH impacts detected in original borings B328 and B330.

Analytical results revealed elevated ETPH concentrations in samples collected from borings B326A, B329A, B330A, and B330W at the northern portion of this AOPEC. Two additional sampling intervals were collected from boring B326A to assess soils deeper than the 6 to 8 ft bgs sample from the original B326 boring. ETPH was detected at 18 mg/kg from 8 to10 ft bgs, and 700 mg/kg from 10 to 12 ft bgs. Two additional sampling intervals were collected from boring B329A to assess soils deeper than the 8 to 10 ft bgs sample from the original B329 boring. ETPH was detected at 11,000 mg/kg from 10 to 12 ft bgs, and 71 mg/kg from 12 to 14 ft bgs. Two additional sampling intervals were collected from boring B330A to assess soils above and below the 9 to 11 ft bgs sample from the original B330 boring. ETPH was detected at 100 mg/kg from 6 to 8 ft bgs, and 1,400 mg/kg from 12 to 14 ft bgs. Three sampling intervals were collected from boring B330W to delineate horizontal and vertical impacts west of original boring B330. ETPH was detected at 14,000 mg/kg from 8 to 10 ft bgs, 5,800 mg/kg from 10 to 12 ft bgs, and 25 mg/kg from 12 to 14 ft bgs.

The detected ETPH concentrations in samples B326A (10-12 ft), B329A (10-12 ft), B330A (12-14 ft), B330W (8-10 ft), and B330W (10-12 ft) exceed the RES DES, I/C DEC and/or GA PMC. The remaining detected ETPH concentrations do not exceed criteria.

Based on the planned remediation in this AOPEC, monitoring wells MW-6, MW-T3, MW-T6, and MW-TRW-1 were sampled in March 2019 to track ETPH concentrations until remediation is performed. A blind duplicate sample (DUP-1) of MW-6 was also collected for QA/QC purposes. ETPH was detected above laboratory detection limits in each of the samples. The detected ETPH concentrations in DUP-1 (9.1 mg/L), MW-T3 (3.9 mg/L), and MW-T3 (3.9 mg/L) exceed the GWPC and SWPC. These wells were additionally sampled in 2020 for ETPH in March. Monitoring well MW-6 was also sampled in June, September, and December 2020 for ETPH. A blind duplicate sample (DUP-1) of MW-6 was also collected for QA/QC purposes in December. ETPH was detected in the September sampling round from MW-6 (0.45 mg/L) and in MW-T3 (3.4 mg/L) at concentrations that exceed the GWPC and SWPC. ETPH wat not detected in monitoring well MW-T6 (see Table 2F).

In 2021, Weston & Sampson proposes collecting one round of groundwater samples (March) for ETPH at monitoring wells MW-6, MW-T3, MW-T6, and MW-TRW-1 to continue tracking ETPH concentration trends pending remediation.

AOPEC #3C: This AOPEC comprises former UST F-6, which is reported to have contained waste oil. The Phase II ESA Report documents two soil samples collected from one boring in this AOPEC, which were submitted for analysis of VOCs, PCBs, ETPH, and SPLP RCRA 8 metals. Based on the Phase II ESA Report, none of the selected compounds were detected above regulatory criteria.

In 2019, additional soil and groundwater investigations were performed for this AOPEC to support the findings of the Phase II ESA. A soil sample from boring B-701 was collected from 8 to 10 ft bgs at the presumed bottom depth of the former UST. PCBs, VOCs, SVOCs, ETPH and TPH were not detected above laboratory detection limits. Three total and two leachable metals were detected at concentrations that do not exceed the RES DEC or GA PMC. Based on these soil results, further soil assessment is not needed.

A groundwater sample was collected from a newly installed well, MW-102, at this boring. Analytical results indicated that PCBs were not detected above laboratory detection limits. One VOC, chloroform, was detected at a concentration that does not exceed the GWPC. Total barium and chromium were detected in MW-102 at concentrations that do not exceed the GPWC. ETPH was detected at a concentration of 0.32 mg/L, which exceeds the GWPC and SWPC.

Based on the ETPH concentration detected in 2019, to meet quarterly monitoring requirements for RSR verification, MW-102 was sampled on a quarterly basis in 2020 for ETPH. Based on the absence of PCBs in soil and groundwater, and low levels of metals in soil and groundwater, these parameters were eliminated from future groundwater monitoring at this AOPEC. VOCs were not present in soil, however, based on the detection of chloroform in groundwater in 2019, additional quarterly monitoring of VOC analysis was conducted in 2020 to rule out this constituent as a COC for this AOPEC. Samples from two sampling quarters (June and December 2020) could not be collected due to dry well conditions. No VOCs were detected in the March or September sampling events, however, ETPH was detected in both March and September at 0.25 mg/L and 0.45 mg/L, respectively, which exceed the GWPC and SWPC (see Table 2G).

In 2021, Weston & Sampson proposes collecting quarterly groundwater samples for ETPH at monitoring well MW-102. We also propose collecting semi-annual groundwater samples (June and December) for VOCs at MW-102.

AOPEC #3D: This AOPEC comprises former UST L-14, which is reported to have contained heating oil. Soil testing within this AOPEC was not completed after the tank was removed. Investigations completed in 2001 revealed ETPH impacts in soils, but below RSR criteria. Additional testing has been necessary to demonstrate compliance with the RSRs for LEP verification.

Two soil borings (B311 and B312) were advanced downgradient of the UST grave in 2017 to confirm the prior 2001 results and provide additional test data. One soil sample was analyzed from each boring, with the sampling interval targeting the depth of the former UST (estimated at 6 to 12 ft bgs). Soil samples were analyzed for VOCs, SVOCs, and ETPH. Results indicated that VOCs and SVOCs were not detected. ETPH was detected in each of the soil samples (340 mg/kg and 31 mg/kg, respectively) at concentrations below RES DEC (500 mg/kg) and GA PMC (500 mg/kg) criteria.

Monitoring well MW-6 was used to evaluate groundwater in this AOPEC in 2017. A sample collected in May 2017 was tested and analyzed for ETPH. ETPH was not detected above laboratory reporting limits.

Soil investigation activities are considered complete in AOPEC #3D, however, other COCs were detected in soil at concentrations below RSR criteria. These COCs were not previously monitored in groundwater from this AOPEC. In 2018, one round of sampling (March) was performed for wells MW-6 and MW-4R. Monitoring well MW-4R is located downgradient of this AOPEC. The samples were analyzed for ETPH, SVOCs and VOCs. VOCs and SVOCs were not detected. ETPH was detected, but at concentrations that do not exceed RSR criteria.

Although favorable results were achieved in 2018, more data was needed to demonstrate RSR compliance for LEP verification. Therefore, in 2019, quarterly groundwater samples were collected from monitoring wells MW-4R and MW-6. ETPH and SVOCs or PAHs were collected quarterly at MW-

6. VOCs were collected from MW-6 in June, September, and December to obtain three more quarters of data for this well. Blind duplicate samples were collected from monitoring well MW-6 during the March, June, and September events for QA/QC purposes. ETPH, VOCs, SVOCs or PAHs were collected in the March and June quarterly events from MW-4R. However, MW-4R was dry in September and December, therefore, groundwater samples were not collected from this well during these quarters.

VOCs and PAHs/SVOCs were not detected above laboratory detection limits in any of the samples collected from MW-6. ETPH was detected in each of the samples collected from MW-6 (including in the duplicate samples) at concentrations ranging from 0.15 mg/L to 9.1 mg/L. The detected ETPH concentrations from MW-6 in March and June (including the duplicate samples) exceed the GWPC and SWPC. The detected ETPH concentrations in MW-6 from September and December 2019 did not exceed the GWPC or SWPC. VOCs and SVOCs/PAHs were not detected in the March or June sampling quarters from MW-4R. ETPH was detected in both the March and June sampling quarters at MW-4R. The March ETPH concentration of 0.26 mg/L exceeded the GWPC and SWPC.

Based on the cumulative data, VOCs and SVOCs/PAHs are in compliance in well MW-6, as four quarters have been met for VOCs (March 2018, June 2019, September 2019, and December 2019) and SVOCs/PAHs (March 2018, March 2019, June 2019, September 2019, and December 2019). Accordingly, these parameters can be discontinued from future monitoring at MW-6.

Although recent favorable results were achieved in September and December 2019 for ETPH at MW-6, more ETPH data is needed at this well before we can discontinue testing at this well and close out this AOPEC. Similarly, additional ETPH data are needed at downgradient well MW-4R before sampling can be discontinued. For these reasons, Weston & Sampson conducted quarterly monitoring for ETPH at both wells in 2020. Additionally, Weston & Sampson intended on performing an ETPH fingerprint analysis on a groundwater sample retrieved during the June 2020 event from MW-6 to evaluate if the petroleum detections are related to this AOPEC (i.e., are they fuel oil related hydrocarbons) or if they are related to other nearby source areas (e.g., from AOPEC 3F). ETPH was not detected in MW-6 during the June 2020 event, therefore a fingerprint analysis could not be performed. ETPH was detected at 0.45 mg/L in MW-6 during September 2020, which exceeds the GWPC and SWPC. Due to dry conditions, groundwater samples were not able to be collected during the June, September, and December 2020 sampling rounds from monitoring well MW-4R, therefore, a fingerprint sample from this well was also not analyzed. ETPH was detected in the March 2020 sampling round from MW-4R at a concentration (0.29 mg/L) that exceeds the GWPC and SWPC (see Table 2H).

In 2021, Weston & Sampson proposes continued quarterly monitoring of ETPH at MW-6 and MW-4R to achieve compliance. Additionally, we propose that a fingerprint analysis be performed on each well for the first ETPH detection.

AOPEC #3F: This AOPEC comprises former USTs B-2 (leaded gasoline), C-3 (unleaded gasoline), D-4 (unleaded gasoline), and E-5 (diesel fuel). A groundwater pump and treat system was historically operated at this AOPEC beginning in 1990 and was shut down in June 2003. Natural attenuation monitoring is on-going. Additional testing has been needed to demonstrate compliance with the RSRs for LEP verification.

In 2017, six soil borings (B319 through B324) were advanced at and downgradient of the UST graves. One soil sample was analyzed from each boring, with the sampling interval targeting the depth of the

former USTs (estimated at 8 to 12 ft bgs). Soil samples were analyzed for VOCs and ETPH. Analytical results indicated that VOCs were not detected. ETPH was detected in all but one soil sample. ETPH in sample B321 at 10-12 ft bgs (760 mg/kg) exceeded RSR criteria.

Additional delineation sampling was conducted in early 2018 at AOPEC #3F. Ten borings (B608 through B617) were advanced around previous boring B321. Multi-depth samples from 8 to 10, 10 to 12, and 12 to 14 ft bgs were collected from each of the borings. Select samples were submitted for ETPH analysis. ETPH was detected in most of the soil samples at concentrations ranging from 12 mg/kg to 2,000 mg/kg. The detected ETPH concentration of 2,000 mg/kg from sample B613C (12-14 ft bgs) exceeds RSR criteria. No other ETPH exceedances were present.

Groundwater samples were collected from monitoring wells MW-10 and MW-11A in March, MW-2A in July, and MW-4R in September 2017. The samples from MW-10, MW-11A, and MW-4R were analyzed for VOCs, while the sample from MW-2A was analyzed for ETPH. VOCs and ETPH were not detected in any of the groundwater samples.

Groundwater monitoring continued in 2018 to track natural attenuation. Wells MW-2A, MW-10, MW-11A, and MW-4R were sampled in March for VOCs and ETPH. One VOC, chloroform, was detected in well MW-10 at a concentration below RSR criteria. This compound was not previously detected in this well or the other three wells. ETPH was detected in all four wells, but only exceeded RSR criteria in MW-2A.

In 2019, additional soil sampling was performed for this AOPEC to further delineate ETPH impacts in efforts to help refine soil volume estimates in advance of anticipated further remedial activities. Four borings were advanced, including returning to three former boring locations (B319A, B320A. and B322A) to obtain additional vertical samples, and one new boring (B319W) located west of former boring B319 to obtain horizontal and vertical data to delineate ETPH impacts observed at boring B613C from 12 to 14 ft bgs. Multi-depth sampling was conducted at these new boring locations at and below the 12 to 14 ft bgs sampling interval. Results revealed ETPH was detected in half of the samples (B319A 100 mg/kg at 14-16 ft. B320A 100 mg/kg at 14-16 ft, B322A 79 mg/kg at 10-12 ft and 11 mg/kg at 12-14 ft) at concentrations that do not exceed the RES DEC, I/C DEC or GA PMC. Based on these results, the horizontal extent of ETPH impacts has been defined.

Given the anticipated future remediation in this AOPEC, monitoring wells MW-2A, MW-10, MW-11A, and MW-4R were sampled in the March 2019 sampling quarter to track ETPH concentrations. Additionally, analysis for VOCs, PAHs and total lead were included, as the USTs were used for gasoline and diesel fuel storage. VOCs, PAHs and total lead were not detected in any of the wells. ETPH was not detected above laboratory detection limits in MW-2A. ETPH was detected in monitoring wells MW-4R (0.26 mg/L), MW-10 (0.37 mg/L), and MW-11A (0.30 mg/L). The detected concentrations exceed the GWPC and SWPC.

In 2020, Weston & Sampson collected one round (March) of groundwater samples for ETPH at monitoring wells MW-2A, MW-10, MW-11A, and MW-4R to continue tracking ETPH concentration trends pending remediation. ETPH was detected in wells MW-4R, MW-10, and MW-11A, with the concentration of ETPH detected in MW-4R (0.29 mg/L) and MW-11A (0.47 mg/L) exceeding the GWPC and SWPC. ETPH was not detected in MW-2A. Sampling for VOCs, PAHs and total lead, were

discontinued for 2020, however, these parameters should be included in post remediation sampling (See Table 2I).

In 2021, Weston & Sampson proposes collecting one round of groundwater samples (March) for ETPH at monitoring wells MW-2A, MW-10, MW-11A, and MW-4R to continue tracking ETPH concentration trends pending remediation.

AOPEC #3G: This AOPEC comprises a possible unknown UST, as potentially indicated on an historic Site map. The Phase II ESA Report documents completion of one boring (B-45) in this AOPEC, with soil analysis of two samples (4-8 ft and 8-12 ft) for VOCs, SVOCs, PCBs, ETPH, and RCRA 8 metals. Based on the Phase II ESA Report, the only parameter detected was SPLP barium at a concentration of 0.42 mg/L, which is below the GA PMC.

In 2019, additional soil and groundwater investigations were performed for this AOPEC to support the findings of the Phase II ESA. A soil sample from boring B-702 was collected from 8 to 10 ft bgs at the presumed bottom depth of the former UST. PCBs, VOCs, SVOCs and ETPH were not detected above laboratory detection limits. ETPH was detected at a concentration (9.9 mg/kg) that does not exceed the RES DEC, I/C DEC, or GA PMC. A fingerprint analysis to identify the type of ETPH was unsuccessful, as the laboratory results did not match any of the reference standards. Three total and one leachable metal were detected at concentrations that did not exceed the RES DEC or GA PMC. Based on these results, further soil assessment is not needed.

A groundwater sample was collected from a newly installed well, MW-101, at boring B-702. Analytical results indicated that PCBs were not detected above laboratory detection limits. One VOC, 2-butanone (MEK), was detected at a concentration that did not exceed the GWPC, SWPC or the RES volatilization criteria (VC) or I/C VC. Total barium, chromium and lead were detected in MW-101 at concentrations that did not exceed the GWPC or SWPC. ETPH was detected at a concentration of 0.30 mg/L, which exceeds the GWPC and SWPC.

Based on the ETPH concentrations detected in the new well at this AOPEC, to meet quarterly monitoring requirements for RSR verification, MW-101 was sampled and analyzed for ETPH on a quarterly basis in 2020. ETPH was detected in each sampling round at concentrations ranging from 0.24 mg/L to 0.42 mg/L. The detected ETPH concentrations in March, June and September 2020 exceed the GWPC and SPWC. Based on the absence of PCBs in soil and groundwater, and low levels of metals in soil and groundwater, these parameters were eliminated from future monitoring of this well. VOCs were not present in soil. However, based on the detection of MEK in groundwater in 2019, additional quarterly monitoring of VOC analysis to rule out this constituent as a COC for this AOPEC occurred in 2020. No VOCs were detected above laboratory detection limits in any of the 2020 samples and it is possible that the prior detection of MEK may have been a laboratory contaminant (see Table 2J). MEK is listed as a common laboratory contaminant in the CTDEEP's Laboratory Quality Assurance and Quality Control Data Quality Assessment and Data Usability Evaluation Guidance Document.

In 2021, Weston & Sampson proposes quarterly monitoring of ETPH at MW-101. Based on the absence of VOCs from all four rounds of groundwater sampling in 2020 from this well, we propose eliminating this parameter from future monitoring.

4.1.4 AOPEC #4: Transformer Storage Areas & Loading Docks

This AOPEC is located at the northeast portion of the former CL&P area work center parcel. Investigations performed in 2016 to evaluate subsurface soils and the elevated concrete platforms formerly used for transformer storage indicated the presence of ETPH and PCBs at concentrations exceeding RSR criteria. Accordingly, further delineation to identify the vertical and horizontal extent of impacts was warranted for RSR compliance and LEP verification.

Nine soil borings (B218A through B220A, B228A, B501, and B504 through B507) were completed within the footprint of this AOPEC in 2017. One soil sample was analyzed from each of the borings, with the sampling interval generally targeting shallow soils ranging from 0 to 5 ft bgs. All samples were tested for ETPH, with a select number of samples also tested for PCBs. The analytical results revealed no PCB impacts. ETPH impacts were defined as being located within the top foot of soil.

New monitoring wells MW-201 and MW-203, and existing well MW-CCA5 were sampled in May 2017 to document groundwater quality relative to AOPEC #4. Groundwater samples from MW-201 and MW-CCA5 were analyzed for PCBs, VOCs, and ETPH, while the sample from MW-203 was analyzed for ETPH. No compounds were detected above laboratory reporting limits.

Overall, there was limited historical and recent groundwater data for AOPEC #4, and additional information was needed for an LEP to verify this AOPEC. In 2018, monitoring wells MW-201, MW-203, MW-CCA4 and MW-CCA5 were sampled quarterly for ETPH. PCBs were also monitored quarterly in wells MW-201 and MW-CCA5, and during the first quarter (March) in wells MW-203 and MW-CCA4. PCBs were not detected in any of the samples. ETPH was detected in all but two samples at concentrations that do not exceed RSR criteria.

Based on the planned PCB and ETPH remediation in this AOPEC, monitoring wells MW-CCA5 and MW-203 were sampled in March 2019 to track ETPH concentrations. Monitoring well MW-203 was additionally analyzed for PCBs. ETPH was detected above laboratory detection limits in MW-203 at a concentration that did not exceed the GWPC or SWPC. ETPH was not detected above the laboratory detection limit in sample MW-CCA5. PCBs were not detected above laboratory detection limits in the sample collected from MW-203. Monitoring wells MW-CCA5, MW-203, and MW-CCA4 were sampled in March 2020 to track ETPH concentrations ahead of planned remediation in this AOPEC in 2020. ETPH was not detected above laboratory detection limits in any of the groundwater samples (see Table 2K).

The PCB and ETPH remediation at this AOPEC occurred between November 30 and December 7, 2020. Confirmatory soil analytical results from the remedial areas indicate that all results were below remedial requirements, and no further excavation was needed to address PCB or ETPH impacts. Information regarding the remedial efforts is described in greater detail in Section 3.3 of this report.

In 2021, Weston & Sampson proposes conducting post-remediation groundwater monitoring. Weston & Sampson proposes that three new groundwater monitoring wells be installed adjacent and downgradient to and/or within the remedial excavation for post-remediation monitoring. The newly installed wells will be sampled quarterly for EPTH and/or PCBs.

4.1.5 AOPEC #5: Utility Pole Storage Areas

Treated wooden utility poles were previously stored on racks in the eastern portion of the facility. Previous environmental evaluations assessed some of the pole storage areas, but not all areas were investigated. Additional COCs were also identified that were not included in prior investigations. Based on this, additional soil investigations were conducted in 2016 to address these data gaps. SVOCs were detected in soil, but at concentrations that did not exceed applicable RSR criteria. One soil sample exhibited a total arsenic concentration that exceeded RSR criteria, and a second soil sample exhibited leachable (SPLP) arsenic, also exceeding RSR criteria.

Monitoring well MW-16 was sampled in May and July 2017 to document groundwater quality in the former utility pole storage area. The May groundwater sample was analyzed for PCBs, VOCs, and ETPH. The July sample was analyzed for ETPH. PCBs and VOCs were not detected above laboratory reporting limits. ETPH was detected during the May event, but at a concentration below applicable RSR criteria. ETPH was not detected during the July event.

Prior groundwater monitoring data from this AOPEC was limited, therefore, quarterly groundwater sampling was performed at wells MW-CCA3, MW-CCA4 and MW-16 in 2018. Groundwater samples were analyzed for ETPH, SVOCs, RCRA 8 metals, hexavalent and trivalent chromium, and copper. Results indicated a detection of benzo(b)fluoranthene from MW-16 in the March sampling event at a concentration exceeding the GWPC. ETPH was detected throughout the samples, but at concentrations not exceeding RSR criteria. Total barium was detected in one well (MW-CCA3) for all three quarters sampled (no sample was collected in September due to dry conditions). Barium detected in MW-CCA3 did not exceed RSR criteria. Total copper, hexavalent and trivalent chromium were not detected.

Based on the 2018 results, total RCRA 8 metals and total copper, hexavalent and trivalent chromium were eliminated from further testing in 2019. ETPH and SVOCs were monitored in 2019 on a quarterly basis in wells MW-CCA3, MW-CCA4, and MW-16 due to recurring detections of these compounds in these wells.

SVOCs were not detected in any of the 2019 quarterly events in MW-16, however, ETPH was detected in the September 2019 sampling round but at a concentration that did not exceed the GWPC or SWPC. Based on these results, compliance for ETPH and SVOCs has been achieved in MW-16, as data obtained for four quarters over a two-year period demonstrates no exceedances of these compounds in this well.

ETPH and SVOCs were not detected in the March or June 2019 quarters at MW-CCA3. This well could not be sampled in September and December 2019 because it was dry. Although favorable results exist for the May and June quarters, additional quarters are needed to meet compliance for September and December. Therefore, Weston & Sampson recommends collecting quarterly samples to be tested for ETPH and PAHs in 2021 at MW-CCA3. Also, a change from SVOC analysis to PAH analysis is deemed appropriate, as the one SVOC previously detected at this AOPEC, benzo(b)fluoranthene, is included in the reduced PAH laboratory method analytical list. Monitoring well MW-CCA3 could only be sampled during the March 2020 event and was dry in the June, September, and December 2020 events. PAHs were not detected above laboratory detection limits in the March 2020 sample from this well. Based

on the lack of compliance data, Weston & Sampson recommends the continued quarterly sampling for this well for PAHs in 2021.

SVOCs were not detected above laboratory detection limits in June, September, or December 2019 at MW-CCA4. ETPH was detected in this well in the June 2019 sampling event, but at a concentration that did not exceed the GWPC or SWPC. ETPH was not detected above laboratory detection limits in the September or December 2019 quarters. Monitoring well MW-CCA4 was sampled in March 2020 because it was not sampled in March 2019 and the March sampling quarter was needed to achieve compliance for this well. The March 2020 sample was analyzed for ETPH and PAHs and neither compound was detected above laboratory detection limits (see Table 2L). Based on this information, Weston & Sampson proposes discontinuing sampling of MW-CCA4 as part of this AOPEC.

4.1.6 AOPEC #6B: Stormwater Discharge Locations

Stormwater originating from impervious areas on the eastern side of the Site discharges through a headwall in the southern portion of the Site. Soil investigations are considered complete at this AOPEC. However, additional groundwater investigations were needed because past sampling of well MW-CCA1 has been hampered by insufficient water, detections of barium and lead exceeding applicable RSR criteria in 2012 and 2013, and intermittent detections of VOCs and ETPH.

Groundwater samples were obtained from monitoring well MW-CCA1 in March, July, September, and December 2017, and analyzed for VOCs, ETPH, and total RCRA 8 metals. No VOCs were detected above laboratory reporting limits during the quarterly monitoring. ETPH was detected in March, but at a concentration below applicable RSR criteria. Total barium was detected in July, September, and December, but at levels not exceeding applicable RSR criteria. No other metals were detected during the quarterly monitoring.

Favorable groundwater data for VOCs, ETPH, and metals exists for this AOPEC from the four sampling events completed in 2017. Groundwater was tested for PCBs in 2001, 2002, and 2003, with all results below detection limits. However, because CL&P operations continued at the Site until 2017, and no PCB groundwater data had been generated since 2003, more current PCB data was needed before investigation of this AOPEC could be deemed complete. Accordingly, MW-CCA1 was sampled in March 2019 and tested for PCBs. Results revealed that PCBs were not detected (see Table 2M). However, formal closure of this AOPEC cannot be achieved until the system is no longer in use. Once the system is no longer in use and either removed/abandoned in place, final assessment can be conducted to assess for closure.

5.0 SUMMARY OF PROPOSED ACTIVITIES

Monitoring and gauging activities are planned at the Site in 2021. These activities include continued groundwater monitoring and flow analysis, and data evaluation. Future remediation activities are being evaluated for this Site, however dates for this work are yet to be determined. Additional information regarding these proposed activities is presented below:

Groundwater Monitoring in 2021:

Groundwater monitoring activities are expected to continue at AOPECs #2A, #2B, #3B, #3C, #3D, #3F, #3G and 5. The following sampling activities and laboratory analyses are planned in 2021:

2021 Groundwater Sampling Plan				
Well ID	**March***	**June**	**September***	**December**
MW-CCA3		P	P	P
MW-CCA5	E			
MW-TRW1	E			
MW-4R	E, V, P	E, V, P, EFP	E, V, P	E, V, P
MW-2A	E			
MW-11A	E			
MW-6	E	E, EFP	E	E
MW-10	E			
MW-T3	E			
MW-T6	E			
MW-202	E			
MW-203	E			
MW-310	E			
MW-101	E	E	E	E
MW-102	E	E, V	E	E, V
V-VOCs, E-ETPH, P-PAHs, EFP-ETPH Fingerprint				

*Denotes groundwater elevation monitoring event

Post-Remediation Groundwater Monitoring

Remediation of PCB and ETPH-impacted soil at AOEPC #4 was completed in December of 2020 and no additional soil remediation is needed. However, post-remediation groundwater monitoring is needed at this AOPEC. Based on the location of existing wells, Weston & Sampson recommends the installation of three groundwater monitoring wells within or adjacent and downgradient to AOPEC #4. Quarterly monitoring for PCB and ETPH is planned to be conducted beginning in June 2021.

Continued Groundwater Flow Analysis in 2021:

To further document groundwater flow directions, groundwater elevation monitoring will continue. It is proposed that monitoring wells MW-CCA1, MW-CCA2, MW-CCA3, MW-CCA4, MW-CCA5, MW-CCA6, MW-4R,

MW-5, MW-6, MW-8, MW-10, MW-11A, MW-15, MW-T1, MW-T2, MW-T3, MW-T5, MW-T6, RW-1, TRW-1, MW-North, MW-South, MW-SA-NORTH(R), MW-SA-SOUTH(R), MW-301A, MW-200, MW-201, MW-202 and MW-203 will be gauged semi-annually for groundwater flow determinations.

Continued Product Gauging/Monitoring in 2021:

LNAPL gauging in product recovery wells TRW-1 and MW-T3, and product recovery, if needed, will continue at these wells in 2021.

Completion of Site Investigations in 2021

In 2021, pursuant to Section 22a-133v of the Connecticut Remediation Standard Regulations Eversource's LEP anticipates filing a "Final Investigation Report" and "Completion of Investigation Transmittal Form" for AOPEC #3A to formally close out this AOPEC for further investigation and/or remediation.

Proposed Schedule in 2021

Figure 9 presents the proposed project schedule for the upcoming year. This schedule outlines anticipated quarterly and annual sampling events. The annual environmental summary report will be submitted during the second quarter of 2022.

Anticipated Remediation

Remediation in the future is anticipated at the Site at three AOPECs (#2B, #3B, #3F) to address ETPH impacts. Impacts at AOPEC #2B are located at a depth of 6 to 10 ft bgs, at AOPEC #3B at a depth of 9 to 11 ft bgs, and at AOPEC #3F at a depth of 10 to 12 ft bgs. Closure documentation, including the collection of remediation confirmation samples, will be provided following the completion of remediation.

Groundwater remediation may also be needed at some AOPECs based on the results of groundwater investigations and/or following soil remediation at select AOPECs.

Figures

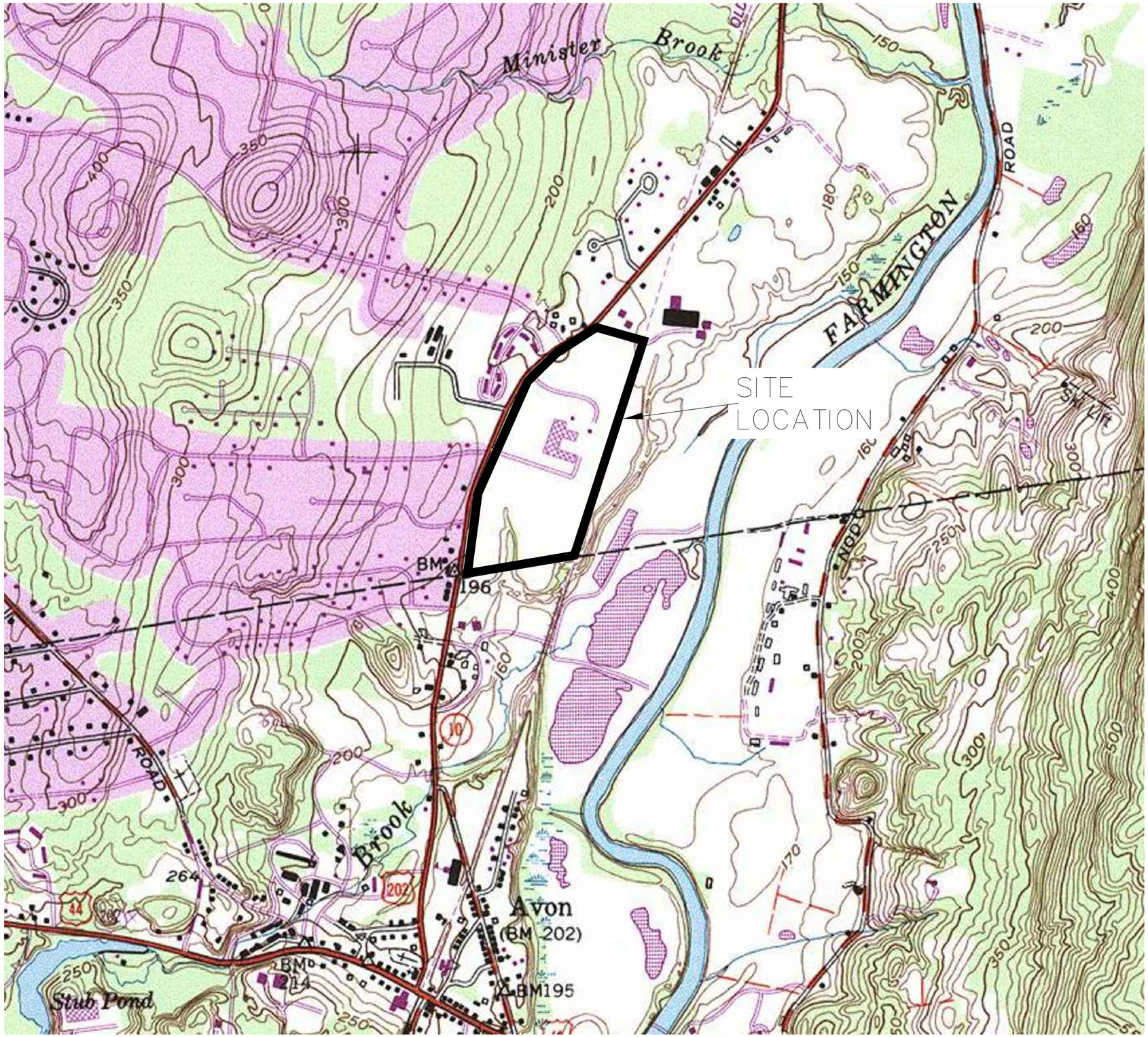

NOTE:

1. LOCUS MAP DERIVED FROM WESTON & SAMPSON 2006 GROUNDWATER MONITORING REPORT

FIGURE 1
EVERSOURCE
FORMER SIMSBURY AREA WORK CENTER
SIMSBURY, CONNECTICUT
SITE LOCATION PLAN

APRIL 2021	SCALE: NTS

Weston & Sampson℠

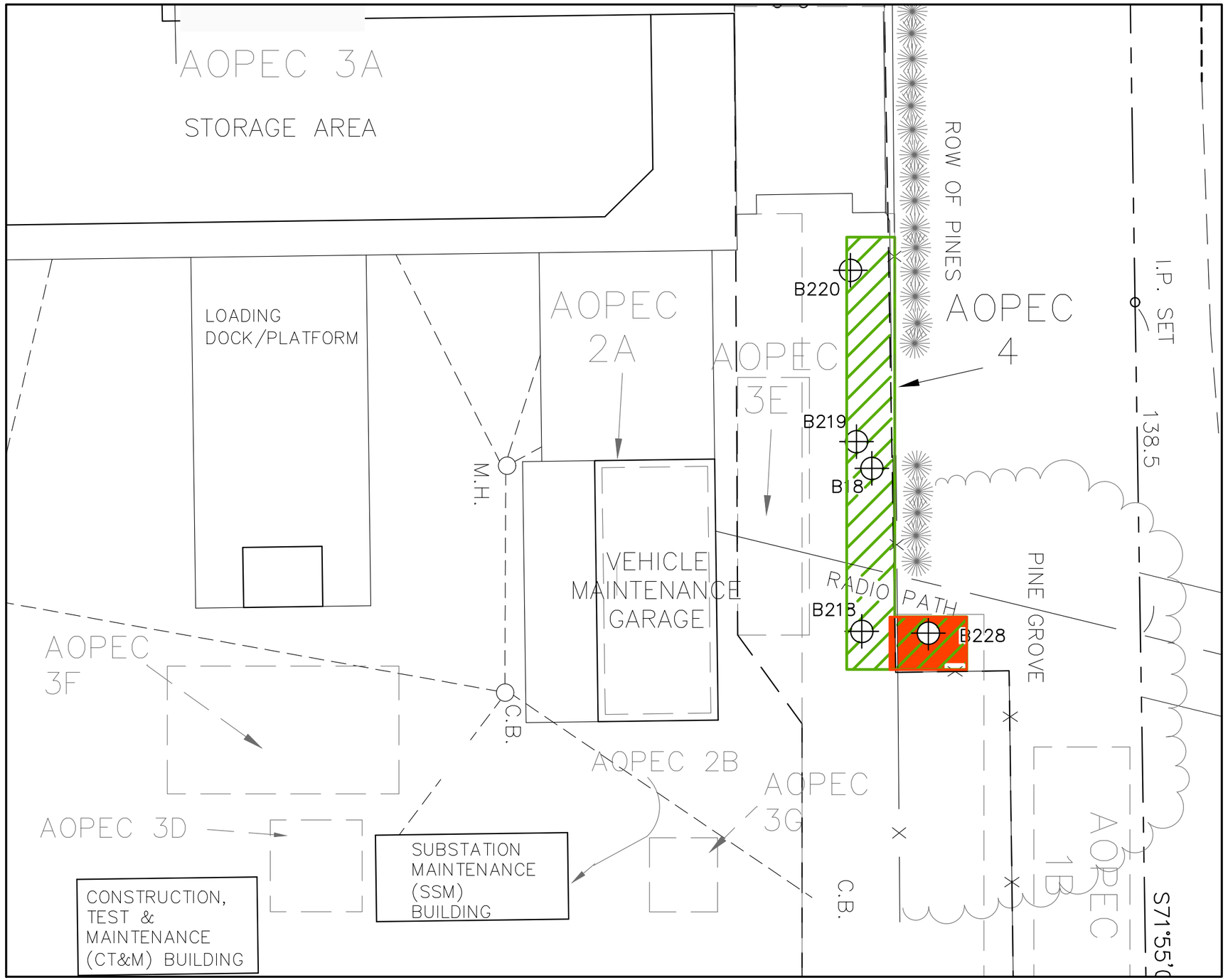

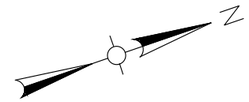

LEGEND

- BORING LOCATION
- ETPH REMOVAL AREA
- PCB REMOVAL AREA

FIGURE 2

EVERSOURCE ENERGY
FORMER SIMSBURY
AREA WORK CENTER
SIMSBURY, CT
AOPEC-4 REMEDIATION PLAN

APRIL 2021 SCALE: AS SHOWN

Weston & Sampson

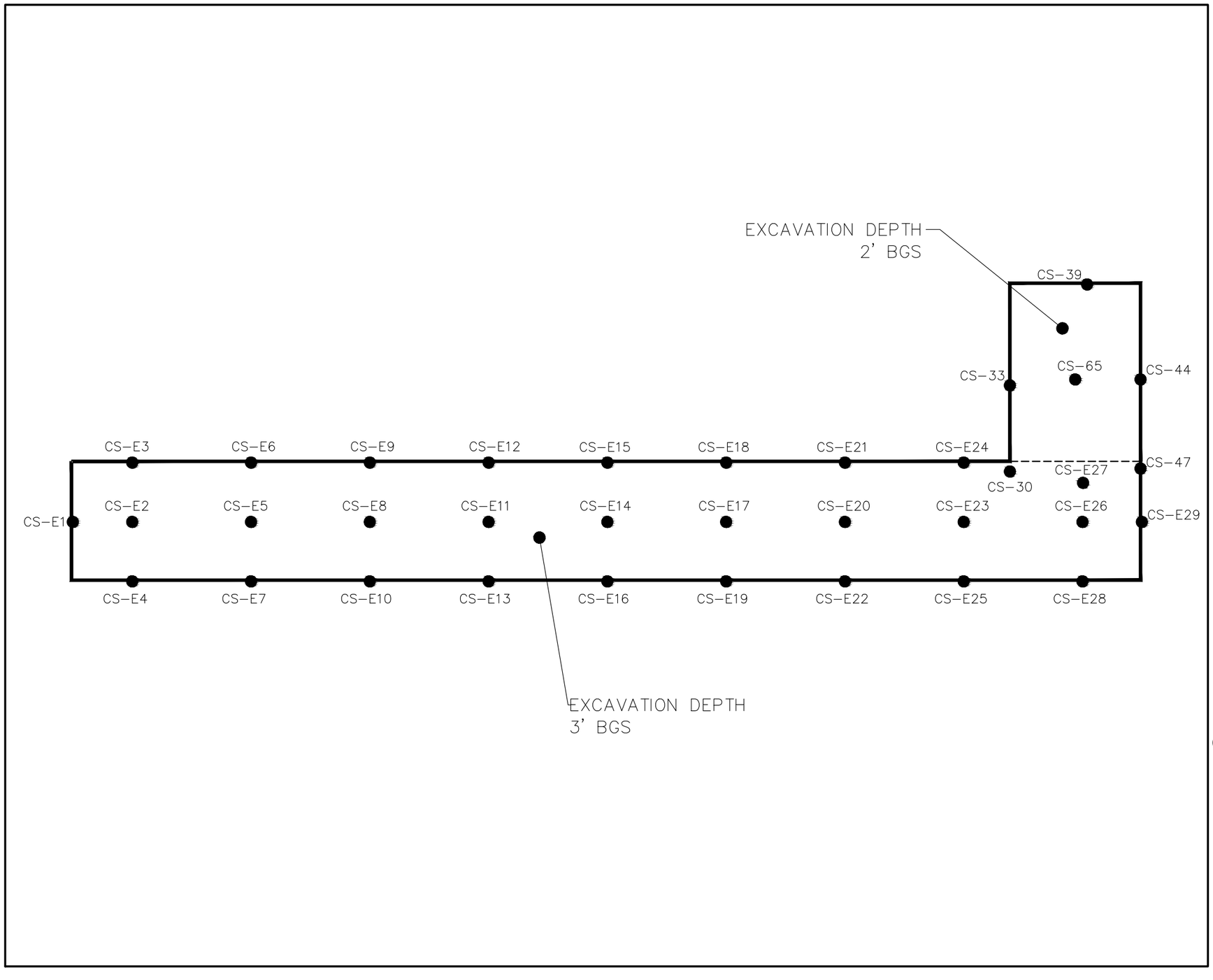

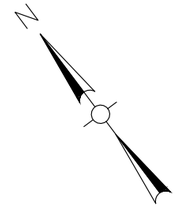



LEGEND

● ETPH CONFIRMATORY SAMPLE LOCATION

— ETPH REMEDIATION EXCAVATION LIMITS

NOTE: "E" DESIGNATED SAMPLES (e.g. CS-E14) ANALYZED FOR ETPH ONLY. SAMPLES CS-33, CS-39, CS-44 AND CS-65 WERE ANALYZED FOR ETPH AND PCBs.

FIGURE 2a

EVERSOURCE ENERGY
FORMER SIMSBURY
AREA WORK CENTER
SIMSBURY, CT
AOPEC-4 ETPH REMEDIATION AREA
CONFIRMATORY SOIL SAMPLE LOCATION PLAN

APRIL 2021 SCALE: AS SHOWN

Weston & Sampson

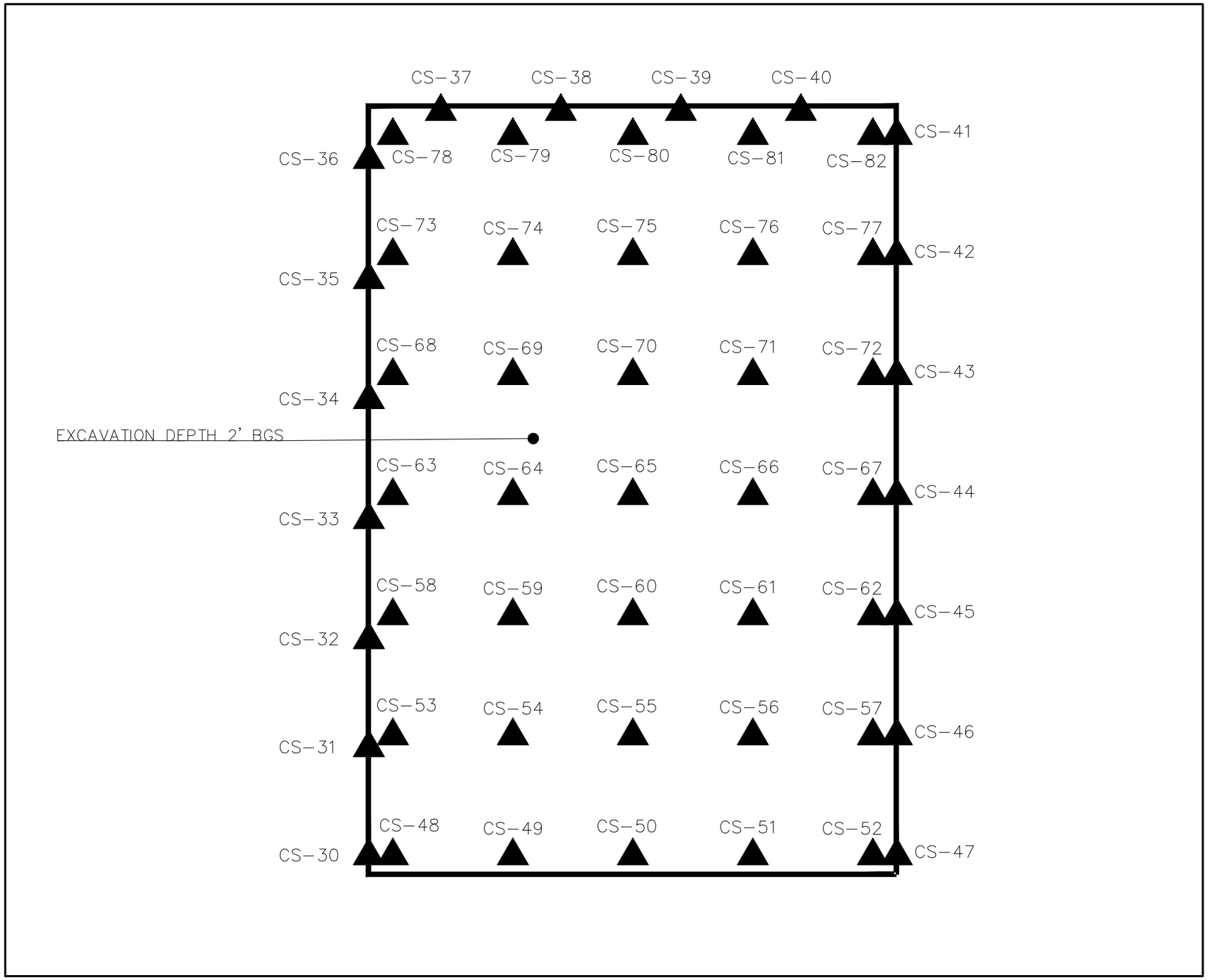

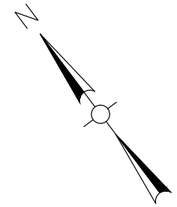



LEGEND

PCB CONFIRMATORY SAMPLE LOCATION

PCB REMEDIATION EXCAVATION LIMITS

FIGURE 2b

EVERSOURCE ENERGY
FORMER SIMSBURY
AREA WORK CENTER
SIMSBURY, CT
AOPEC-4 PCB/ETPH REMEDIATION AREA
CONFIRMATORY SOIL SAMPLE LOCATION PLAN

APRIL 2021 SCALE: AS SHOWN

Weston & Sampson

WESTON AND SAMPSON ENGINEERS, INC.

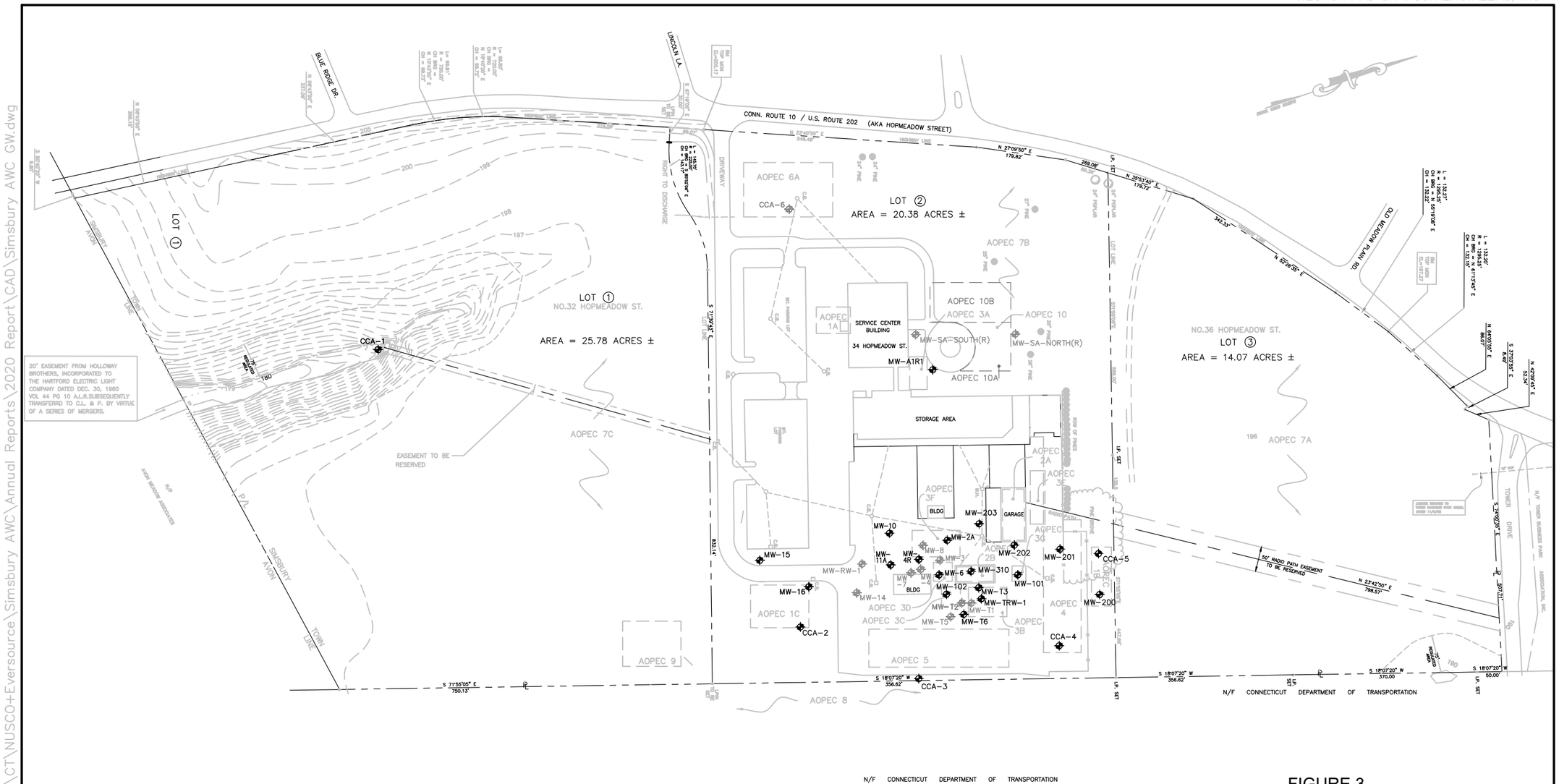

NOTE: MONITORING WELLS SAMPLED IN 2020 ARE IN BOLD.

FIGURE 3
EVERSOURCE ENERGY
FORMER SIMSBURY AREA WORK CENTER
SIMSBURY, CT
GROUNDWATER SAMPLE LOCATION PLAN
APRIL 2021

Weston & Sampson℠

\\wse03.local\WSE\Projects\CT\NUSCO+Eversource\Simsbury AWC\Annual Reports\2020 Report\CAD\Simsbury AWC GW.dwg

WESTON AND SAMPSON ENGINEERS, INC.

\\wse03.local\WSE\Projects\CT\NUSCO+Eversource\Simsbury AWC\Annual Reports\2020 Report\CAD\Simsbury AWC GW.dwg

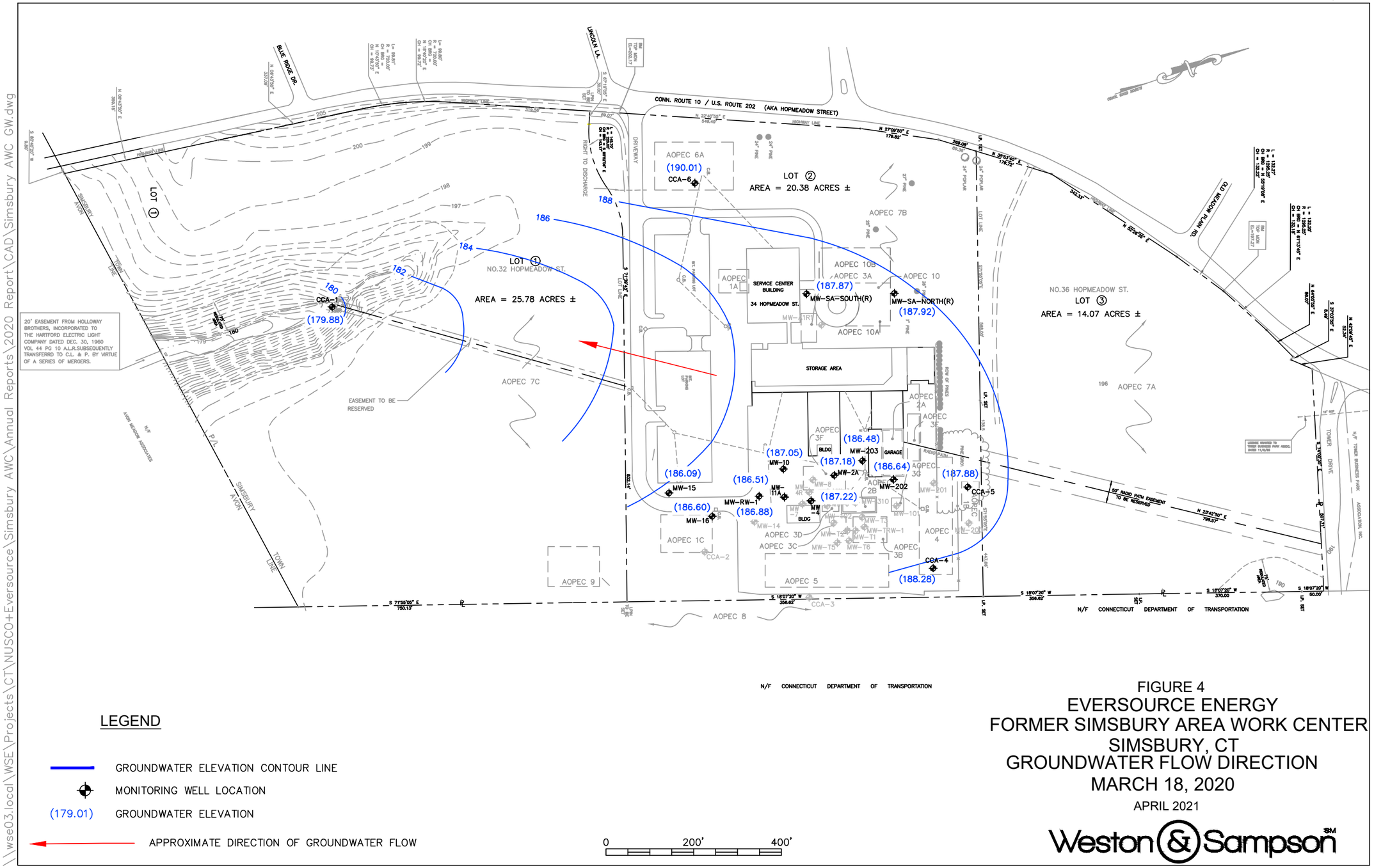

LEGEND

- GROUNDWATER ELEVATION CONTOUR LINE
- MONITORING WELL LOCATION
- (179.01) GROUNDWATER ELEVATION
- APPROXIMATE DIRECTION OF GROUNDWATER FLOW

FIGURE 4
EVERSOURCE ENERGY
FORMER SIMSBURY AREA WORK CENTER
SIMSBURY, CT
GROUNDWATER FLOW DIRECTION
MARCH 18, 2020
APRIL 2021

Weston & Sampson

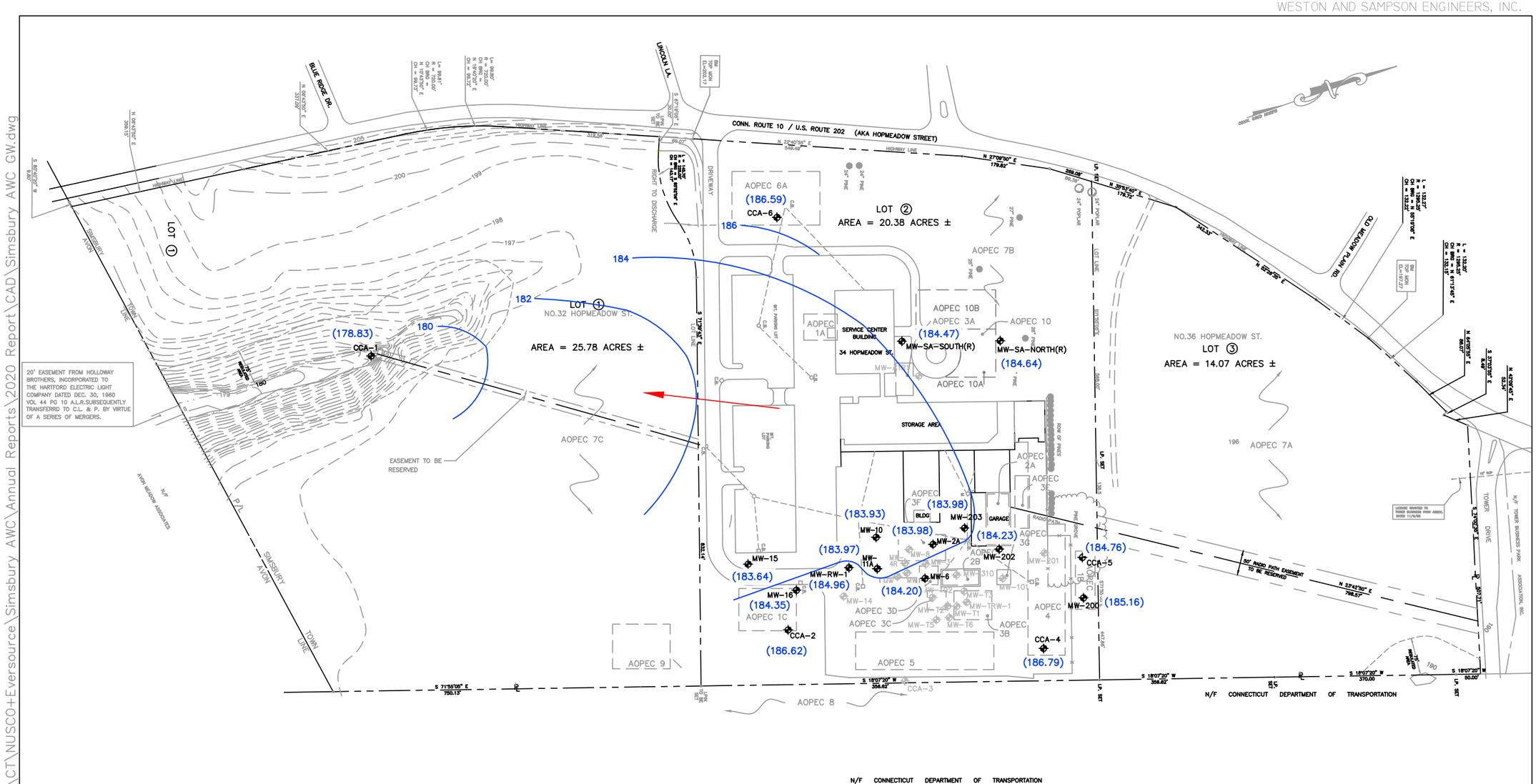

LEGEND

- GROUNDWATER ELEVATION CONTOUR LINE
- MONITORING WELL LOCATION
- (172.68) GROUNDWATER ELEVATION
- APPROXIMATE DIRECTION OF GROUNDWATER FLOW

FIGURE 5
EVERSOURCE ENERGY
FORMER SIMSBURY AREA WORK CENTER
SIMSBURY, CT
GROUNDWATER FLOW DIRECTION
DECEMBER 4, 2020

APRIL 2021

Weston & Sampson

\\wse03.local\WSE\Projects\CT\NUSCO+Eversource\Simsbury AWC\Annual Reports\2020 Report\CAD\Simsbury AWC GW.dwg

FIGURE 6

Proposed Project Schedule
Former Simsbury Area Work Center
Simsbury, CT

TASKS	2021 March	April	May	June	July	August	September	October	November	December	2022 January	February	March	April	May
Task 1 Groundwater Monitoring															
Task 2 Installation of Post-Remediation Groundwater Monitoring Wells (AOPEC-4)															
Task 3 Groundwater Flow Analysis															
Task 4 Data Evaluation															
Data Evaluation															
Task 5 Final Investigation Report & COI Transmittal Form AOPEC 3A															
Task 6 Annual Reporting															
Report submission to DEEP															

Actual dates and end points are estimated

Tables

TABLE 1
SUMMARY OF CONFIRMATION SOIL SAMPLE ANALYTICAL RESULTS
FORMER SIMSBURY AREA WORK CENTER
SIMSBURY, CT
DECEMBER 2020

SAMPLE LOCATION[4]	CS-E1	CS-E2	CS-E3	CS-E4	CS-E5	CS-E6	CS-E7	CS-E8	DUP-E1 / Duplicate of CS-E8	CS-E9	CS-E10	CS-E11	CS-E12	EPA Standard (40 CFR 761.61(b))[1]	REMEDIATION STANDARD REGULATIONS[1]	
SAMPLE DEPTH (feet below ground surface)	1.5'	3.0'	1.5'	1.5'	3.0'	1.5'	1.5'	3.0'		1.5'	1.5'	3.0'	1.5'		RES DEC	I/C DEC
DATE SAMPLED	12/7/20	12/7/20	12/7/20	12/7/20	12/7/20	12/7/20	12/7/20	12/7/20	12/7/20	12/7/20	12/7/20	12/7/20	12/7/20			
DATE EXTRACTED	12/7/20	12/7/20	12/7/20	12/7/20	12/7/20	12/7/20	12/7/20	12/7/20	12/7/20	12/7/20	12/7/20	12/7/20	12/7/20			
DATE ANALYZED	12/8/20	12/8/20	12/8/20	12/8/20	12/8/20	12/8/20	12/8/20	12/8/20	12/8/20	12/8/20	12/8/20	12/8/20	12/8/20			
WORK ORDER NO.	GCH26369	GCH26369	GCH26369	GCH26369	GCH26369	GCH26369	GCH26369	GCH26369	GCH26369	GCH26369	GCH26369	GCH26369	GCH26369			
PARAMETER (Units)[2]																
Polychlorinated Biphenyls w/Soxhlet Extraction by EPA methods 8082 / 3540 (mg/kg)																
Total PCBs	NT	NT	NT	NT	NT	NT	NT	NT	NT	NT	NT	NT	NT	1	1	10
Extractable Total Petroleum Hydrocarbons by CT method (mg/kg)	BRL < 270	BRL < 63	**160**	BRL < 55	**180**	BRL < 59	BRL < 57	BRL < 55	BRL < 55	**73**	BRL < 60	BRL < 56	**86**	--	500	2,500
Total Solids (%)	91	79	92	89	90	84	85	90	91	90	81	86	84	--	NE	NE

SAMPLE LOCATION[4]	CS-E13	CS-E14	CS-E15	CS-E16	CS-E17	CS-E18	CS-E19	CS-E20	CS-E21	CS-E22	CS-E23	CS-E24	CS-E25	EPA Standard (40 CFR 761.61(b))[1]	REMEDIATION STANDARD REGULATIONS[1]	
SAMPLE DEPTH (feet below ground surface)	1.5'	3.0'	1.5'	1.5'	3.0'	1.5'	1.5'	3.0'	1.5'	1.5'	3.0'	1.5'	1.5'		RES DEC	I/C DEC
DATE SAMPLED	12/7/20	12/7/20	12/7/20	12/7/20	12/7/20	12/7/20	12/7/20	12/7/20	12/7/20	12/7/20	12/7/20	12/7/20	12/7/20			
DATE EXTRACTED	12/7/20	12/7/20	12/7/20	12/7/20	12/7/20	12/7/20	12/7/20	12/7/20	12/7/20	12/7/20	12/7/20	12/7/20	12/7/20			
DATE ANALYZED	12/8/20	12/8/20	12/8/20	12/8/20	12/8/20	12/8/20	12/8/20	12/8/20	12/8/20	12/8/20	12/8/20	12/8/20	12/8/20			
WORK ORDER NO.	GCH26369	GCH26369	GCH26369	GCH26369	GCH26369	GCH26369	GCH26369	GCH26369	GCH26369	GCH26369	GCH26369	GCH26369	GCH26369			
PARAMETER (Units)[2]																
Polychlorinated Biphenyls w/Soxhlet Extraction by EPA methods 8082 / 3540 (mg/kg)																
Total PCBs	NT	NT	NT	NT	NT	NT	NT	NT	NT	NT	NT	NT	NT	1	1	10
Extractable Total Petroleum Hydrocarbons by CT method (mg/kg)	BRL < 52	BRL < 51	BRL < 55	BRL < 52	BRL < 260	BRL < 52	BRL < 52	BRL < 51	BRL < 52	BRL < 51	BRL < 52	BRL < 51	BRL < 53	--	500	2,500
Total Solids (%)	95	95	90	93	96	96	94	96	95	97	95	96	95	--	NE	NE

SAMPLE LOCATION[4]	CS-E26	CS-E27	CS-E28	CS-E29	DUP-E2 / Duplicate of CS-E29	CS-30	CS-31	CS-32	CS-33	CS-34	DUP-1 / Duplicate of CS-34	CS-35	CS-36	EPA Standard (40 CFR 761.61(b))[1]	REMEDIATION STANDARD REGULATIONS[1]	
SAMPLE DEPTH (feet below ground surface)	3.0'	1.5'	1.5'	1.5'		1.0'	1.0'	1.0'	1.0'	1.0'		1.0'	1.0'		RES DEC	I/C DEC
DATE SAMPLED	12/7/20	12/7/20	12/7/20	12/7/20	12/7/20	12/7/20	12/7/20	12/7/20	12/7/20	12/7/20	12/7/20	12/7/20	12/7/20			
DATE EXTRACTED	12/7/20	12/7/20	12/7/20	12/7/20	12/7/20	12/7/20	12/7/20	12/7/20	12/7/20	12/7/20	12/7/20	12/7/20	12/7/20			
DATE ANALYZED	12/8/20	12/8/20	12/8/20	12/8/20	12/8/20	12/8/20	12/8/20	12/8/20	12/8/20	12/8/20	12/8/20	12/8/20	12/8/20			
WORK ORDER NO.	GCH26369	GCH26369	GCH26369	GCH26369	GCH26369	GCH26400	GCH26400	GCH26400	GCH26400	GCH26400	GCH26400	GCH26400	GCH26400			
PARAMETER (Units)[2]																
Polychlorinated Biphenyls w/Soxhlet Extraction by EPA methods 8082 / 3540 (mg/kg)																
Total PCBs	NT	NT	NT	NT	NT	BRL < 0.370	BRL < 0.370	BRL < 0.370	BRL < 0.370	BRL < 0.370	BRL < 0.380	BRL < 0.360	BRL < 0.370	1	1	10
Extractable Total Petroleum Hydrocarbons by CT method (mg/kg)	BRL < 52	BRL < 53	BRL < 51	BRL < 51	BRL < 51	**110**	NA	NA	BRL<56	NA	NA	NA	NA	--	500	2,500
Total Solids (%)	96	94	96	96	96	87	90	90	87	87	86	91	87	--	NE	NE

SAMPLE LOCATION[4]	CS-37	CS-38	CS-39	CS-40	CS-41	CS-42	CS-43	CS-44	CS-45	CS-46	CS-47	CS-48	EPA Standard (40 CFR 761.61(b))[1]	REMEDIATION STANDARD REGULATIONS[1]		
SAMPLE DEPTH (feet below ground surface)	1.0'	1.0'	1.0'	1.0'	1.0'	1.0'	1.0'	1.0'	1.0'	1.0'	1.0'	2.0'		RES DEC	I/C DEC	GA PMC[3]
DATE SAMPLED	12/7/20	12/7/20	12/7/20	12/7/20	12/7/20	12/7/20	12/7/20	12/7/20	12/7/20	12/7/20	12/7/20	12/7/20				
DATE EXTRACTED	12/7/20	12/7/20	12/7/20	12/7/20	12/7/20	12/7/20	12/7/20	12/7/20	12/7/20	12/7/20	12/7/20	12/7/20				
DATE ANALYZED	12/8/20	12/8/20	12/8/20	12/8/20	12/8/20	12/8/20	12/8/20	12/8/20	12/8/20	12/8/20	12/8/20	12/8/20				
WORK ORDER NO.	GCH26400	GCH26400	GCH26400	GCH26400	GCH26400	GCH26400	GCH26400	GCH26400	GCH26400	GCH26400	GCH26400	GCH26400				
PARAMETER (Units)[2]																
Polychlorinated Biphenyls w/Soxhlet Extraction by EPA methods 8082 / 3540 (mg/kg)																
Total PCBs	BRL < 0.390	BRL < 0.380	BRL < 0.370	BRL < 0.350	BRL < 0.370	BRL < 0.360	BRL < 0.360	BRL < 0.370	BRL < 0.360	BRL < 0.370	BRL < 0.380	BRL < 0.350	1	1	10	--
Extractable Total Petroleum Hydrocarbons by CT method (mg/kg)	NT	NT	BRL<55	NT	NT	NT	NT	BRL<55	NT	NT	BRL<57	NT	--	500	2,500	500
Total Solids (%)	84	86	88	93	89	92	89	88	93	88	87	94	--	NE	NE	NE

NOTES:

1. Analytical results compared to Connecticut Remediation Standard Regulations (January 1996; revised February 2021), the CTEEP's Significant Environmental Hazard Notification Statute, and the EPA's Performance Based Cleanup and Disposal Options for PCB Remediation Wastes (40 CFR 761.61(b)), last revised January 1, 2007.
2. Only compounds that were detected are provided in this table. For a complete list of analytes refer to laboratory report.
3. Site is located within a GA groundwater area.
4. The letter "E" in the sample nomenclature represents a sample collected from only the ETPH-impacted areas of the excavation and alayzed for ETPH only; the remaining samples without the "E" designation inciate that the sample was collected for a dual purpose and were analyzed for both ETPH and PCB analysis.

-- = Not Applicable
mg/kg = milligrams per kilogram
BOLD = compound detected at that concentration.
BRL < # = Not reported above specified reporting limit
NT = Not Tested

= Exceeds RES DEC & EPA Criteria
= Exceeds RES DEC, I/C DEC & EPA Criteria
= Exceeds RES DEC, I/C DEC, EPA Criteria, and SEH criteria

Prepared by: WS+LY
Reviewed by: JCW

TABLE 1
SUMMARY OF CONFIRMATION SOIL SAMPLE ANALYTICAL RESULTS
FORMER SIMSBURY AREA WORK CENTER
SIMSBURY, CT
DECEMBER 2020

SAMPLE LOCATION[4]	CS-49	CS-50	CS-51	CS-52	CS-53	CS-54	CS-55	CS-56	CS-57	CS-58	CS-59	CS-60	EPA Standard (40 CFR 761.61(b))[1]	REMEDIATION STANDARD REGULATIONS[1]		
SAMPLE DEPTH (feet below ground surface)	2.0'	2.0'	2.0'	2.0'	2.0'	2.0'	2.0'	2.0'	2.0'	2.0'	2.0'	2.0'				
DATE SAMPLED	12/7/20	12/7/20	12/7/20	12/7/20	12/7/20	12/7/20	12/7/20	12/7/20	12/7/20	12/7/20	12/7/20	12/7/20				
DATE EXTRACTED	12/7/20	12/7/20	12/7/20	12/7/20	12/7/20	12/7/20	12/7/20	12/7/20	12/7/20	12/7/20	12/7/20	12/7/20				
DATE ANALYZED	12/8/20	12/8/20	12/8/20	12/8/20	12/8/20	12/8/20	12/8/20	12/8/20	12/8/20	12/8/20	12/8/20	12/8/20				
WORK ORDER NO.	GCH26400	GCH26400	GCH26400	GCH26400	GCH26400	GCH26400	GCH26400	GCH26400	GCH26400	GCH26400	GCH26400	GCH26400				
PARAMETER (Units)[2]																
Polychlorinated Biphenyls w/Soxhlet Extraction by EPA methods 8082 / 3540 (mg/kg)																
Total PCBs	BRL < 0.360	BRL < 0.360	BRL < 0.360	BRL < 0.370	BRL < 0.370	BRL < 0.370	BRL < 0.360	BRL < 0.360	BRL < 0.370	BRL < 0.360	BRL < 0.360	BRL < 0.360	1	1	10	--
Extractable Total Petroleum Hydrocarbons by CT method (mg/kg)	NT	NT	NT	NT	NT	NT	NT	NT	NT	NT	NT	NT	--	500	2,500	500
Total Solids (%)	92	92	91	90	89	90	90	92	91	90	90	90	--	NE	NE	NE

SAMPLE LOCATION[4]	CS-61	CS-62	CS-63	CS-64	DUP-2 / Duplicate of CS-64	CS-65	CS-66	CS-67	CS-68	CS-69	CS-70	CS-71	EPA Standard (40 CFR 761.61(b))[1]	REMEDIATION STANDARD REGULATIONS[1]		
SAMPLE DEPTH (feet below ground surface)	2.0'	2.0'	2.0'	2.0'		2.0'	2.0'	2.0'	2.0'	2.0'	2.0'	2.0'				
DATE SAMPLED	12/7/20	12/7/20	12/7/20	12/7/20	12/7/20	12/7/20	12/7/20	12/7/20	12/7/20	12/7/20	12/7/20	12/7/20				
DATE EXTRACTED	12/7/20	12/7/20	12/7/20	12/7/20	12/7/20	12/7/20	12/7/20	12/7/20	12/7/20	12/7/20	12/7/20	12/7/20				
DATE ANALYZED	12/8/20	12/8/20	12/8/20	12/8/20	12/8/20	12/8/20	12/8/20	12/8/20	12/8/20	12/8/20	12/8/20	12/8/20				
WORK ORDER NO.	GCH26400	GCH26400	GCH26400	GCH26400	GCH26400	GCH26400	GCH26400	GCH26400	GCH26400	GCH26400	GCH26400	GCH26400				
PARAMETER (Units)[2]																
Polychlorinated Biphenyls w/Soxhlet Extraction by EPA methods 8082 / 3540 (mg/kg)																
Total PCBs	BRL < 0.360	BRL < 0.350	BRL < 0.360	BRL < 0.350	BRL < 0.360	BRL < 0.360	BRL < 0.370	BRL < 0.350	BRL < 0.350	BRL < 0.370	BRL < 0.350	BRL < 0.350	1	1	10	--
Extractable Total Petroleum Hydrocarbons by CT method (mg/kg)	NT	NT	NT	NT	NT	BRL <54	NT	NT	NT	NT	NT	NT	--	500	2,500	500
Total Solids (%)	90	92	91	92	91	92	90	94	92	90	95	94	--	NE	NE	NE

SAMPLE LOCATION[4]	CS-72	CS-73	CS-74	CS-75	CS-76	CS-77	CS-78	CS-79	CS-80	CS-81	CS-82	DUP-3 / Duplicate of CS-82	EPA Standard (40 CFR 761.61(b))[1]	REMEDIATION STANDARD REGULATIONS[1]		
SAMPLE DEPTH (feet below ground surface)	2.0'	2.0'	2.0'	2.0'	2.0'	2.0'	2.0'	2.0'	2.0'	2.0'	2.0'					
DATE SAMPLED	12/7/20	12/7/20	12/7/20	12/7/20	12/7/20	12/7/20	12/7/20	12/7/20	12/7/20	12/7/20	12/7/20	12/7/20				
DATE EXTRACTED	12/7/20	12/7/20	12/7/20	12/7/20	12/7/20	12/7/20	12/7/20	12/7/20	12/7/20	12/7/20	12/7/20	12/7/20				
DATE ANALYZED	12/8/20	12/8/20	12/8/20	12/8/20	12/8/20	12/8/20	12/8/20	12/8/20	12/8/20	12/8/20	12/8/20	12/8/20				
WORK ORDER NO.	GCH26400	GCH26400	GCH26400	GCH26400	GCH26400	GCH26400	GCH26400	GCH26400	GCH26400	GCH26400	GCH26400	GCH26400				
PARAMETER (Units)[2]																
Polychlorinated Biphenyls w/Soxhlet Extraction by EPA methods 8082 / 3540 (mg/kg)																
Total PCBs	BRL < 0.360	BRL < 0.350	BRL < 0.360	BRL < 0.350	BRL < 0.350	BRL < 0.380	BRL < 0.370	BRL < 0.380	BRL < 0.380	BRL < 0.350	BRL < 0.370	BRL < 0.360	1	1	10	--
Extractable Total Petroleum Hydrocarbons by CT method (mg/kg)	NT	NT	NT	NT	NT	NT	NT	NT	NT	NT	NT	NT	--	500	2,500	500
Total Solids (%)	92	94	91	95	95	87	88	87	88	94	88	90	--	NE	NE	NE

NOTES:

1. Analytical results compared to Connecticut Remediation Standard Regulations (January 1996; revised February 2021), the CTEEP's Significant Environmental Hazard Notification Statute, and the EPA's Performance Based Cleanup and Disposal Options for PCB Remediation Wastes (40 CFR 761.61(b)), last revised January 1, 2007.
2. Only compounds that were detected are provided in this table. For a complete list of analytes refer to laboratory report.
3. Site is located within a GA groundwater area.
4. The letter "E" in the sample nomenclature represents a sample collected from only the ETPH-impacted areas of the excavation and alayzed for ETPH only; the remaining samples without the "E" designation inciate that the sample was collected for a dual purpose and were analyzed for both ETPH and PCB analysis.

-- = Not Applicable
mg/kg = milligrams per kilogram
BOLD = compound detected at that concentration.
BRL < # = Not reported above specified reporting limit
NT = Not Tested

= Exceeds RES DEC & EPA Criteria
= Exceeds RES DEC, I/C DEC & EPA Criteria
= Exceeds RES DEC, I/C DEC, EPA Criteria, and SEH criteria

Prepared by: WS+LY
Reviewed by: JCW

TABLE 2A
SUMMARY OF GROUNDWATER ANALYTICAL DATA - AOPEC #1B
FORMER SIMSBURY AREA WORK CENTER
SIMSBURY, CT

AOPEC #1B																				
SAMPLE ID	REMEDIATION STANDARD REGULATIONS[1]				MW-200	MW-200	MW-200	MW-200	MW-200	MW-201	MW-201	MW-201	MW-201	MW-201	MW-CCA-5	MW-CCA-5	MW-CCA-5	MW-CCA-5	MW-CCA-5	MW-CCA-5
DATE SAMPLED					3/30/18	6/7/18	9/21/18	12/20/18	3/27/19	3/28/18	6/6/18	9/20/18	12/19/18	6/26/19	3/30/18	6/7/18	9/21/18	12/20/18	3/27/19	3/19/20
WORK ORDER NO.					18C1266	18F0389	18I1034	18L1024	19C1496	18C1119	18F0263	18I0925	18L0967	19F1471	18C1266	18F0389	18I1034	18L1024	19C1496	20C0945
RSR CRITERIA	GWPC	SWPC	RES VOL.	I/C VOL.																
PARAMETER[2] (Units)																				
Polychlorinated Biphenyls by EPA method 8082 (ug/L)																				
Total PCBs	0.5	0.5	NE	NE	BRL	BRL	BRL	BRL	NT	BRL	BRL	BRL	BRL	NT	BRL	BRL	BRL	BRL	NT	NT
Volatile Organic Compounds by EPA method 8260 (ug/L)	CS	CS	CS	CS	BRL	BRL	BRL	BRL	NT	BRL	BRL	BRL	BRL	NT	BRL	BRL	BRL	BRL	NT	NT
Extractable Total Petroleum Hydrocarbons by CT-ETPH method (mg/L)	0.25	0.25	NE	NE	BRL<0.073	BRL<0.072	0.093	0.11	BRL <0.15	0.21	0.13	0.084	0.13	BRL <0.14	0.091	0.093	0.094	0.13	BRL <0.15	BRL <0.15

NOTES:
1. Analytical results compared to Connecticut Remediation Standard Regulations (January 1996; revised February 16, 2021).
2. Only compounds that were detected are provided in this table. For a complete list of analytes refer to laboratory report.

mg/L = milligrams per liter
ug/L = micrograms per liter
BRL = below reporting limit
CS = compound specific
BOLD = compound detected at that concentration.
NT = not tested
BRL <# = Below Reporting Limit (Reporting Limit Provided)

GWPC = Groundwater Protection Criteria
SWPC = Surface Water Protection Criteria
RES VOL. = Residential Volatilization Critera
I/C VOL. = Industrial / Commercial Volatilization Critera
NE = not established by CT DEEP
-- = not applicable

= Exceeds GWPC
= Exceeds SWPC
= Exceeds GWPC and SWPC

Prepared by: AP
Reviewed by: JCW/LMY

TABLE 2B
SUMMARY OF GROUNDWATER ANALYTICAL DATA - AOPEC #1C
FORMER SIMSBURY AREA WORK CENTER
SIMSBURY, CT

AOPEC #1C														
SAMPLE ID	REMEDIATION STANDARD REGULATIONS[1]				MW-15	MW-15	MW-15	MW-15	MW-15	MW-16	DUP-1 (Duplicate of MW-16)	MW-16	DUP-1 (Duplicate of MW-16)	MW-16
DATE SAMPLED					3/30/18	6/6/18	9/20/18	12/19/18	3/26/19	3/28/18	3/28/18	6/6/18	6/6/18	9/20/18
WORK ORDER NO.					18C1266	18F0263	18I0925	18L0967	19C1457	18C1119	18C1119	18F0263	18F0263	18I0925
RSR CRITERIA	GWPC	SWPC	RES VOL.	I/C VOL.										
PARAMETER[2] (Units)														
Polychlorinated Biphenyls by EPA method 8082 (ug/L)														
Total PCBs	0.5	0.5	NE	NE	BRL	BRL	BRL	BRL	NT	BRL	BRL	BRL	BRL	BRL
Volatile Organic Compounds by EPA method 8260 (ug/L)	CS	CS	CS	CS	BRL	BRL	BRL	BRL	NT	BRL	BRL	BRL	BRL	BRL
Extractable Total Petroleum Hydrocarbons by CT-ETPH method (mg/L)	0.25	0.25	NE	NE	**0.10**	**0.14**	**0.12**	**0.16**	BRL <0.014	BRL<0.083	**0.078**	**0.11**	**0.099**	BRL<0.074

AOPEC #1C													
SAMPLE ID	REMEDIATION STANDARD REGULATIONS[1]				DUP-1 (Duplicate of MW-16)	MW-16	DUP-1 (Duplicate of MW-16)	MW-16	MW-CCA-2	MW-CCA-2	MW-CCA-2	MW-CCA-2	MW-CCA-2
DATE SAMPLED					9/20/18	12/19/18	12/19/18	3/26/19	3/28/18	6/6/18	9/20/18	12/19/18	3/27/19
WORK ORDER NO.					18I0925	18L0967	18L0967	19C1457	18C1119	18F0263	18I0925	18L0967	19C1496
RSR CRITERIA	GWPC	SWPC	RES VOL.	I/C VOL.									
PARAMETER[2] (Units)													
Polychlorinated Biphenyls by EPA method 8082 (ug/L)													
Total PCBs	0.5	0.5	NE	NE	BRL	BRL	BRL	NT	BRL	BRL	BRL	BRL	NT
Volatile Organic Compounds by EPA method 8260 (ug/L)	CS	CS	CS	CS	BRL	BRL	BRL	NT	BRL	BRL	BRL	BRL	NT
Extractable Total Petroleum Hydrocarbons by CT-ETPH method (mg/L)	0.25	0.25	NE	NE	BRL<0.076	**0.12**	**0.16**	BRL <0.15	BRL<0.075	BRL<0.075	**0.11**	**0.13**	BRL <0.15

NOTES:
1. Analytical results compared to Connecticut Remediation Standard Regulations (January 1996; revised February 16, 2021).
2. Only compounds that were detected are provided in this table. For a complete list of analytes refer to laboratory report.

mg/L = milligrams per liter
ug/L = micrograms per liter
BRL = below reporting limit
CS = compound specific
BOLD = compound detected at that concentration.
NT = not tested
BRL <# = Below Reporting Limit (Reporting Limit Provided)

GWPC = Groundwater Protection Criteria
SWPC = Surface Water Protection Criteria
RES VOL. = Residential Volatilization Critera
I/C VOL. = Industrial / Commercial Volatilization Critera
NE = not established by CT DEEP
-- = not applicable

= Exceeds GWPC
= Exceeds SWPC
= Exceeds GWPC aBRL SWPC

Prepared by: AP
Reviewed by: JCW/LMY

TABLE 2C
SUMMARY OF GROUNDWATER ANALYTICAL DATA - AOPEC #2A
FORMER SIMSBURY AREA WORK CENTER
SIMSBURY, CT

AOPEC #2A																
SAMPLE ID	REMEDIATION STANDARD REGULATIONS[1]				MW-CCA-5	MW-CCA-5	MW-CCA-5	MW-CCA-5	MW-CCA-5	MW-CCA-5	MW-202	MW-202	MW-202	MW-202	MW-202	MW-202
DATE SAMPLED					3/30/18	6/7/18	9/21/18	12/20/18	3/27/19	3/19/20	3/28/18	6/6/18	9/21/18	12/19/18	3/26/19	3/18/20
WORK ORDER NO.					18C1266	18F0389	18I1034	18L1024	19C1496	30V0945	18C1119	18F0263	18I1034	18L0967	19C1457	20C0945
RSR CRITERIA	GWPC	SWPC	RES VOL.	I/C VOL.												
PARAMETER[2] (Units)																
Polychlorinated Biphenyls by EPA method 8082 (ug/L)																
Total PCBs	0.5	0.5	NE	NE	BRL	BRL	BRL	BRL	NT	NT	NA	BRL	NT	NT	NT	NT
Extractable Total Petroleum Hydrocarbons by CT-ETPH method (mg/L)	0.25	0.25	NE	NE	**0.091**	**0.093**	**0.094**	**0.13**	BRL <0.15	BRL <0.15	**0.30**	**0.25**	**0.14**	**0.16**	BRL <0.15	BRL <0.14

AOPEC # 2A															
SAMPLE ID	REMEDIATION STANDARD REGULATIONS[1]				MW-203	MW-203	MW-203	MW-203	MW-203	MW-203	DUP-1 / Duplicate of MW-203	MW-203	DUP-2 / Duplicate of MW-203	MW-203	MW-203
DATE SAMPLED					3/28/18	6/6/18	9/21/18	12/19/18	3/26/19	6/26/19	6/26/19	9/19/19	9/19/19	12/16/19	3/18/20
WORK ORDER NO.					18C1119	18F0263	18I1034	18L0967	19C1457	19F1471	19F1471	19I1044	19I1044	19L0801	20C0945
RSR CRITERIA	GWPC	SWPC	RES VOL.	I/C VOL.											
PARAMETER[2] (Units)															
Polychlorinated Biphenyls by EPA method 8082 (ug/L)															
Total PCBs	0.5	0.5	NE	NE	BRL	NT	NT	NT	BRL	BRL	BRL	BRL	BRL	BRL	NT
Extractable Total Petroleum Hydrocarbons by CT-ETPH method (mg/L)	0.25	0.25	NE	NE	**0.22**	**0.14**	**0.14**	**0.23**	**0.22**	NT	NT	NT	NT	NT	BRL <0.15

NOTES:
1. Analytical results compared to Connecticut Remediation Standard Regulations (January 1996; revised February 16, 2021).
2. Only compounds that were detected are provided in this table. For a complete list of analytes refer to laboratory report.

mg/L = milligrams per liter
ug/L = micrograms per liter
BRL = below reporting limit
CS = compound specific
BOLD = compound detected at that concentration.
NT = not tested
BRL < # = Below Reporting Limit (Reporting Limit Provided)

GWPC = Groundwater Protection Criteria
SWPC = Surface Water Protection Criteria
RES VOL. = Residential Volatilization Critera
I/C VOL. = Industrial / Commercial Volatilization Critera
NE = not established by CT DEEP
-- = not applicable

= Exceeds GWPC
= Exceeds SWPC
= Exceeds GWPC and SWPC

Prepared by: AP
Reviewed by: JCW/LMY

TABLE 2D
SUMMARY OF GROUNDWATER ANALYTICAL DATA - AOPEC #2B
FORMER SIMSBURY AREA WORK CENTER
SIMSBURY, CT

AOPEC #2B																	
SAMPLE ID	REMEDIATION STANDARD REGULATIONS[1]				MW-6	MW-6	DUP-1 / Duplicate of MW-6	MW-6	MW-6	MW-6	MW-6	MW-310	MW-310	MW-310	MW-T3	MW-T3	MW-T3
DATE SAMPLED					3/29/18	3/26/19	3/26/19	3/19/20	8/30/20	9/24/20	12/4/20	3/28/18	3/26/19	3/19/20	3/30/18	3/26/19	3/16/20
WORK ORDER NO.					18C1185	19C1467	19C1467	20C0946	20F1469	20I1936	20L0303	18C1119	19C1467	20C0946	18C1269	19C1467	20C0945
RSR CRITERIA	GWPC	SWPC	RES VOL.	I/C VOL.													
PARAMETER[2] (Units)																	
Polychlorinated Biphenyls by EPA method 8082 (ug/L)																	
Total PCBs	0.5	0.5	NE	NE	BRL	NT	BRL	NT	NT	NT	NT	NT	NT	NT	NT	NT	NT
Extractable Total Petroleum Hydrocarbons by CT-ETPH method (mg/L)	0.25	0.25	NE	NE	0.15	0.62	0.1	BRL <0.15	BRL <0.15	0.45	BRL <0.15	4.2	0.35	7.7	4.7	3.9	3.4

NOTES:
1. Analytical results compared to Connecticut Remediation Standard Regulations (January 1996; revised February 16, 2021).
2. Only compounds that were detected are provided in this table. For a complete list of analytes refer to laboratory report.

= Exceeds GWPC
= Exceeds SWPC
= Exceeds GWPC and SWPC

mg/L = milligrams per liter
ug/L = micrograms per liter
BRL = below reporting limit
CS = compound specific
BOLD = compound detected at that concentration.
NT = not tested
BRL <# = Below Reporting Limit (Reporting Limit Provided)

GWPC = Groundwater Protection Criteria
SWPC = Surface Water Protection Criteria
RES VOL. = Residential Volatilization Critera
I/C VOL. = Industrial / Commercial Volatilization Critera
NE = not established by CT DEEP
-- = not applicable

Prepared by: AP
Reviewed by: JCW/LMY

TABLE 2E
SUMMARY OF GROUNDWATER ANALYTICAL DATA - AOPEC #3A
FORMER SIMSBURY AREA WORK CENTER
SIMSBURY, CT

AOPEC #3A									
SAMPLE ID	REMEDIATION STANDARD REGULATIONS[1]				MW-AIR-1	MW-AIR1	MW-AIR1	MW-AIR-1	MW-AIR-1
DATE SAMPLED					3/30/18	6/7/18	9/20/18	12/20/18	3/28/19
WORK ORDER NO.					18C1266	18F0389	--	18L1024	19C1576
RSR CRITERIA	GWPC	SWPC	RES VOL.	I/C VOL.					
PARAMETER[2] (Units)							Well Dry		
Volatile Organic Compounds by EPA method 8260 (ug/L)	CS	CS	CS	CS	NT	NT		NT	NT
Semivolatile Organic Compounds by EPA method 8270 (ug/L)	CS	CS	--	--	BRL	BRL		BRL	NT
Polycyclic Aromatic Hydrovarbons by EPA method 8270 via SIM (ug/L)	CS	CS	--	--	NT	NT		NT	BRL
Extractable Total Petroleum Hydrocarbons by CT-ETPH method (mg/L)	0.25	0.25	NE	NE	NT	NT		NT	NT

NOTES:
1. Analytical results compared to Connecticut Remediation Standard Regulations (January 1996; revised February 16, 2021).
2. Only compounds that were detected are provided in this table. For a complete list of analytes refer to laboratory report.

mg/L = milligrams per liter
ug/L = micrograms per liter
BRL = below reporting limit
CS = compound specific
BOLD = compound detected at that concentration.
NT = not tested
BRL <# = Below Reporting Limit (Reporting Limit Provided)

GWPC = Groundwater Protection Criteria
SWPC = Surface Water Protection Criteria
RES VOL. = Residential Volatilization Critera
I/C VOL. = Industrial / Commercial Volatilization Critera
NE = not established by CT DEEP
-- = not applicable

= Exceeds GWPC
= Exceeds SWPC
= Exceeds GWPC and SWPC

Prepared by: AP
Reviewed by: JCW/LMY

TABLE 2F
SUMMARY OF GROUNDWATER ANALYTICAL DATA - AOPEC #3B
FORMER SIMSBURY AREA WORK CENTER
SIMSBURY, CT

					AOPEC #3B																							
SAMPLE ID	**REMEDIATION STANDARD REGULATIONS[1]**				**MW-9**	**MW-9**	**DUP-1 / Duplicate of MW-9**	**MW-9**	**MW-9**	**MW-9**	**MW-9**	**DUP-1 / Duplicate of MW-9**	**MW-T8**	**MW-T9**	**MW-T9**	**MW-T8**	**MW-T8**	**MW-T8**	**MW-TRW1**	**MW-TRW1**	**MW-TRW1**	**MW-CCA-4**	**MW-CCA-4**	**MW-CCA-4**	**MW-CCA-4**	**MW-CCA-4**	**DUP-1/ Duplicate of MW-CCA-4**
DATE SAMPLED					**5/10/18**	**8/06/19**	**8/06/19**	**3/18/20**	**6/30/20**	**9/24/20**	**12/4/20**	**12/4/20**	**9/30/18**	**3/28/19**	**5/18/20**	**9/30/18**	**3/28/19**	**5/18/20**	**9/30/18**	**3/27/19**	**5/18/20**	**9/28/18**	**6/6/19**	**9/30/18**	**10/30/18**	**5/18/20**	**5/18/20**
WORK ORDER NO.					**18C1166**	**19C1407**	**19C1407**	**20C0045**	**20F143**	**20I1305**	**20L0003**	**20L0003**	**18C1366**	**19C1407**	**20C0045**	**18C1166**	**19C1407**	**20C0045**	**18C1366**	**19C1408**	**20C0045**	**18C1119**	**18F0289**	**18G0926**	**18I1024**	**20C0045**	**20C0045**
RSR CRITERIA	**GWPC**	**SWPC**	**RES VOL.**	**I/C VOL.**																								
PARAMETER[2] (Units)																												
Polychlorinated Biphenyls by EPA method 8082 (ug/L)																												
Total PCBs	0.5	0.5	NE	NE	BRL	NT	NT	NT	NT	NT	NT	NT	NT	NT	NT	BRL	NT	NT	BRL	NT	NT	BRL	BRL	NT	NT	NT	NT
Volatile Organic Compounds by EPA method 8260 (ug/L)	CS	CS	CS	CS	BRL	NT	NT	NT	NT	NT	NT	NT	NT	NT	NT	BRL	NT	NT	BRL	NT	NT	BRL	NT	NT	NT	NT	NT	NT
Semivolatile Organic Compounds by EPA method 8270 (ug/L)	CS	CS	CS	CS	BRL	NT	NT	NT	NT	NT	NT	NT	NT	NT	NT	NT	NT	NT	NT	NT	NT	BRL	BRL	BRL	BRL	BRL	BRL	BRL
Extractable Total Petroleum Hydrocarbons by CT-ETPH method (mg/L)	0.25	0.25	NE	NE	**0.15**	**0.22**	**0.1**	BRL <0.15	BRL <0.15	**0.45**	BRL <0.15	BRL <0.15	**4.7**	**3.9**	**8.4**	**0.18**	**0.17**	BRL <0.14	**1.2**	**0.67**	**0.84**	BRL <0.075	BRL <0.075	**0.091**	**0.11**	BRL <0.15	BRL <0.16
Total RCRA 8 Metals by EPA method 6010B (ug/L)																												
Chromium[3]	50	110	NE	NE	**6.9**	NT	NT	NT	NT	NT	NT	NT	NT	NT	NT	BRL<5.0	NT	NT	BRL<5.0	NT	NT	BRL<5.0	BRL<5.0	BRL<5.0	BRL<5.0	NT	NT

NOTES:
1. Analytical results compared to Connecticut Remediation Standard Regulations (January 1996, revised February 16, 2021).
2. Only compounds that were detected are provided in this table. For a complete list of analytes refer to laboratory report.
3. SWPC for chromium is based on the (more restrictive) hexavalent species (Cr^{+6})

mg/L = milligrams per liter
ug/L = micrograms per liter
BRL = below reporting limit
CS = compound specific
BOLD = compound detected at that concentration.
NT = not tested
BRL < # = Below Reporting Limit (Reporting Limit Provided)

GWPC = Groundwater Protection Criteria
SWPC = Surface Water Protection Criteria
RES VOL. = Residential Volatilization Critera
I/C VOL. = Industrial / Commercial Volatilization Critera
NE = not established by CT DEEP
-- = not applicable

= Exceeds GWPC
= Exceeds SWPC
= Exceeds GWPC and SWPC

Prepared by: AP
Reviewed by: JCW/LMY

TABLE 2G
SUMMARY OF GROUNDWATER ANALYTICAL DATA - AOPEC #3C
FORMER SIMSBURY AREA WORK CENTER
SIMSBURY, CT

AOPEC #3C									
SAMPLE ID	REMEDIATION STANDARD REGULATIONS[1]				MW-102	MW-102	MW-102	MW-102	MW-102
DATE SAMPLED					12/16/19	3/18/20	6/30/20	9/24/20	12/4/20
WORK ORDER NO.					19L0801	20C0945	--	20I1305	-
RSR CRITERIA	GWPC	SWPC	RES VOL.	I/C VOL.					
PARAMETER[2] (Units)									
Polychlorinated Biphenyls by EPA method 8082 (ug/L)									
Total PCBs	0.5	0.5	NE	NE	BRL	NT		NT	
Volatile Organic Compounds by EPA method 8260 (ug/L)									
Chloroform	6	14,100	287	710	**0.72**	BRL <1.0		BRL <0.50	
Semivolatile Organic Compounds by EPA method 8270 (ug/L)	CS	CS	CS	CS	NT	NT	Well Dry	NT	Well Dry
Extractable Total Petroleum Hydrocarbons by CT-ETPH method (mg/L)	0.25	0.25	NE	NE	**0.32**	**0.25**		**0.45**	
Total RCRA 8 Metals by EPA method 6010B (ug/L)									
Barium	1,000	2,200	NE	NE	**100**	NT		NT	
Chromium[3]	50	110	NE	NE	**2.9**	NT		NT	

NOTES:
1. Analytical results compared to Connecticut Remediation Standard Regulations (January 1996; revised February 16, 2021).
2. Only compounds that were detected are provided in this table. For a complete list of analytes refer to laboratory report.
3. SWPC for chromium is based on the (more restrictive) hexavalent species (Cr^{+6})

mg/L = milligrams per liter
ug/L = micrograms per liter
BRL = below reporting limit
CS = compound specific
BOLD = compound detected at that concentration.
BRL < # = Below Reporting Limit (Reporting Limit Provided)
GWPC = Groundwater Protection Criteria
SWPC = Surface Water Protection Criteria
RES VOL. = Residential Volatilization Critera
I/C VOL. = Industrial / Commercial Volatilization Critera
NE = not established by CT DEEP
-- = not applicable

= Exceeds GWPC
= Exceeds SWPC
= Exceeds GWPC and SWPC

Prepared by: AP
Reviewed by: JCW/LMY

TABLE 2H
SUMMARY OF GROUNDWATER ANALYTICAL DATA - AOPEC #3D
FORMER SIMSBURY AREA WORK CENTER
SIMSBURY, CT

					AOPEC #3D																						
SAMPLE ID	REMEDIATION STANDARD REGULATIONS[1]				MW-6	MW-6	DUP-1/ Duplicate of MW-6	MW-6	DUP-2/ Duplicate of MW-6	MW-6	DUP-1/ Duplicate of MW-6	MW-6	MW-6	MW-6	MW-6	MW-6	DUP-1 / Duplicate of MW-6	MW-4R	MW-4R	MW-4R	MW-4R	MW-4R	MW-4R	MW-4R	MW-4R	MW-4R	MW-4R
DATE SAMPLED					3/19/18	3/28/19	3/28/19	6/28/19	6/28/19	9/19/19	9/19/19	12/16/19	3/18/20	6/30/20	9/24/20	12/4/20	12/4/20	3/29/18	3/28/19	6/26/19	9/19/19	12/16/19	3/19/20	6/30/20	9/24/20	12/4/20
WORK ORDER NO.					18C1186	19C1457	19C1467	19F1471	19F1471	19I1044	19I1044	19L0801	20D0846	20F1463	20I1806	20L0803	20L0803	18C1186	19C1578	19F1471	--	-	20C0946	--	--	--
RSR CRITERIA	GWPC	SWPC	RES VOL.	I/C VOL.																							
PARAMETER[2] (Units)																											
Volatile Organic Compounds by EPA method 8260 (ug/L)	CS	CS	CS	CS	BRL	NT	NT	BRL	BRL	BRL	BRL	BRL	NT	NT	NT	NT	NT	BRL	BRL	BRL	Wet Dry	Wet Dry	NT	Wet Dry	Wet Dry	Wet Dry
Semivolatile Organic Compounds by EPA method 8270 (ug/L)	CS	CS	--	--	BRL	NT	NT	BRL	BRL	NT	NT	NT	NT	NT	NT	NT	NT	NT	NT	BRL			NT			
Polycyclic Aromatic Hydrocarbons by EPA method 8270 via SIM (ug/L)	CS	CS	--	--	NT	BRL	BRL	NT	NT	BRL	BRL	BRL	NT	NT	NT	NT	NT	NT	BRL	NT			NT			
Extractable Total Petroleum Hydrocarbons by CT-ETPH method (mg/L)	0.25	0.25	NE	NE	**0.15**	**0.62**	**0.1**	**1.2**	**1.2**	**0.19**	**0.18**	**0.15**	BRL <0.15	BRL <0.15	**0.45**	BRL <0.15	BRL <0.15	**0.17**	**0.28**	**0.16**			**0.29**			

NOTES:
1. Analytical results compared to Connecticut Remediation Standard Regulations (January 1996; revised February 16, 2021).
2. Only compounds that were detected are provided in this table. For a complete list of analytes refer to laboratory report.

mg/L = milligrams per liter
ug/L = micrograms per liter
BRL = below reporting limit
CS = compound specific
BOLD = compound detected at that concentration.
NT = not tested
BRL < # = Below Reporting Limit (Reporting Limit Provided)

GWPC = Groundwater Protection Criteria
SWPC = Surface Water Protection Criteria
RES VOL. = Residential Volatilization Critera
I/C VOL. = Industrial / Commercial Volatilization Critera
NE = not established by CT DEEP
-- = not applicable

= Exceeds GWPC
= Exceeds SWPC
= Exceeds GWPC and SWPC

Prepared by: AP
Reviewed by: JCW/LMY

TABLE 2I
SUMMARY OF GROUNDWATER ANALYTICAL DATA - AOPEC #3F
FORMER SIMSBURY AREA WORK CENTER
SIMSBURY, CT

					AOPEC #3F														
SAMPLE ID	REMEDIATION STANDARD REGULATIONS[1]				MW-2A	MW-2A	MW-2A	MW-4R	MW-4R	MW-4R	MW-4R	MW-4R	MW-4R	MW-10	MW-10	DUP-2 / Duplicate of MW-10	MW-10	MW-11A	MW-11A	MW-11A
DATE SAMPLED					3/29/16	3/29/16	3/18/20	3/29/16	3/26/19	9/10/20	6/30/20	9/24/20	12/4/20	3/29/16	3/26/19	3/29/16	9/10/20	3/23/16	3/27/19	9/10/20
WORK ORDER NO.					16C1119	19C1457	19C1457	16C1185	19C1579	20C09456	--	--	--	16C1185	19C1457	19C1457	20C09456	16C1166	19C1496	20C09456
RSR CRITERIA	GWPC	SWPC	RES VOL.	I/C VOL.																
PARAMETER[2] (Units)																				
Volatile Organic Compounds by EPA method 8260 (ug/L)																				
Chloroform	6	14,100	NE	NE	BRL<0.50	BRL<0.50	NT	BRL<0.50	BRL<0.50	BRL<1.0	Well Dry	Well Dry	Well Dry	**0.75**	BRL<0.50	BRL<0.50	NT	BRL<0.50	BRL<0.50	NT
Polycyclic Aromatic Hydrocarbons by EPA method 8270 via SIM (ug/L)	CS	CS	--	--	NT	BRL	NT	NT	BRL	NT				NT	BRL	NT	NT	NT	BRL	NT
Extractable Total Petroleum Hydrocarbons by CT-ETPH method (mg/L)	0.25	0.25	NE	NE	**0.36**	BRL<0.14	BRL<0.15	**0.17**	**0.26**	**0.20**				**0.16**	**0.27**	NT	**0.17**	**0.17**	**0.28**	**0.47**
Total Lead by EPA method 6020B (ug/L)	0.25	0.25	NE	NE	NT	BRL<1.0	NT	NT	BRL<1.0	NT				NT	BRL<1.0	NT	NT	NT	BRL<1.0	NT

NOTES:
1. Analytical results compared to Connecticut Remediation Standard Regulations (January 1996; revised February 16, 2021).
2. Only compounds that were detected are provided in this table. For a complete list of analytes refer to laboratory report.

mg/L = milligrams per liter
ug/L = micrograms per liter
BRL = below reporting limit
CS = compound specific
BOLD = compound detected at that concentration.
NT = not tested
BRL <.# = Below Reporting Limit (Reporting Limit Provided)

GWPC = Groudwater Protection Criteria
SWPC = Surface Water Protection Criteria
RES VOL. = Residential Volatilization Criteria
I/C VOL. = Industrial / Commercial Volatilization Criteria
NE = not established by CT DEEP
-- = not applicable

= Exceeds GWPC
= Exceeds SWPC
= Exceeds GWPC and SWPC

Prepared by: AP
Reviewed by: JCW/LMY

TABLE 2J
SUMMARY OF GROUNDWATER ANALYTICAL DATA - AOPEC #3G
FORMER SIMSBURY AREA WORK CENTER
SIMSBURY, CT

AOPEC #3G										
SAMPLE ID	REMEDIATION STANDARD REGULATIONS[1]				MW-101	MW-101	MW-101	MW-101	DUP-1 / Duplicate of MW-101	MW-101
DATE SAMPLED					9/19/19	3/18/20	6/30/20	9/24/20	9/24/20	12/4/20
WORK ORDER NO.					19I1044	20C0945	20F1463	20I1305	20I1305	20L0303
RSR CRITERIA	GWPC	SWPC	RES VOL.	I/C VOL.						
PARAMETER[2] (Units)										
Polychlorinated Biphenyls by EPA method 8082 (ug/L)										
Total PCBs	0.5	0.5	NE	NE	BRL	NT	NT	NT	NT	NT
Volatile Organic Compounds by EPA method 8260 (ug/L)										
2-Butanone (MEK)	400	10,000	50,000	50,000	**8.6**	BRL<5.0	BRL<5.0	BRL<5.0	BRL<5.0	BRL<5.0
Extractable Total Petroleum Hydrocarbons by CT-ETPH method (mg/L)	0.25	0.25	NE	NE	**0.30**	**0.20**	**0.42**	**0.27**	**0.33**	**0.24**
Total RCRA 8 Metals by EPA method 6010B (ug/L)										
Barium	1,000	2,200	NE	NE	**22**	NT	NT	NT	NT	NT
Chromium[3]	50	110	NE	NE	**1.5**	NT	NT	NT	NT	NT
Lead	15	13	NE	NE	**0.72**	NT	NT	NT	NT	NT

NOTES:
1. Analytical results compared to Connecticut Remediation Standard Regulations (January 1996; revised February 16, 2021).
2. Only compounds that were detected are provided in this table. For a complete list of analytes refer to laboratory report.
3. SWPC for chromium is based on the (more restrictive) hexavalent species (Cr^{+6})

mg/L = milligrams per liter
ug/L = micrograms per liter
BRL = below reporting limit
CS = compound specific
BOLD = compound detected at that concentration.
BRL <# = Below Reporting Limit (Reporting Limit Provided)
GWPC = Groundwater Protection Criteria
SWPC = Surface Water Protection Criteria
RES VOL. = Residential Volatilization Critera
I/C VOL. = Industrial / Commercial Volatilization Critera
NE = not established by CT DEEP
-- = not applicable

= Exceeds GWPC
= Exceeds SWPC
= Exceeds GWPC and SWPC

Prepared by: AP
Reviewed by: JCW/LMY

TABLE 2K
SUMMARY OF GROUNDWATER ANALYTICAL DATA - AOPEC #4
FORMER SIMSBURY AREA WORK CENTER
SIMSBURY, CT

AOPEC #4														
SAMPLE ID	REMEDIATION STANDARD REGULATIONS[1]				MW-201	MW-201	MW-201	MW-201	MW-203	MW-203	MW-203	MW-203	MW-203	MW-203
DATE SAMPLED					3/28/18	6/6/18	9/20/18	12/19/18	3/28/18	6/6/18	9/21/18	12/19/18	3/26/19	3/18/20
WORK ORDER NO.					18C1119	18F0263	18I0925	18L0967	18C1119	18F0263	18I1034	18L0967	19C1457	20C0945
RSR CRITERIA	GWPC	SWPC	RES VOL.	I/C VOL.										
PARAMETER (Units)														
Polychlorinated Biphenyls by EPA method 8082 (ug/L)														
Total PCBs	0.5	0.5	NE	NE	BRL	BRL	BRL	BRL	BRL	NT	NT	NT	BRL	NT
Extractable Total Petroleum Hydrocarbons by CT-ETPH method (mg/L)	0.25	0.25	NE	NE	**0.21**	**0.13**	**0.084**	**0.13**	**0.22**	**0.14**	**0.14**	**0.23**	**0.22**	BRL<0.15

AOPEC #4																
SAMPLE ID	REMEDIATION STANDARD REGULATIONS[1]				MW-CCA-4	MW-CCA-4	MW-CCA-4	MW-CCA-4	MW-CCA-4	DUP-1 / Duplicate of MW-CCA-4	MW-CCA-5	MW-CCA-5	MW-CCA-5	MW-CCA-5	MW-CCA-5	MW-CCA-5
DATE SAMPLED					3/28/18	6/6/18	9/20/18	12/20/18	3/19/20	3/19/20	3/30/18	6/7/18	9/21/18	12/20/18	3/27/19	3/19/20
WORK ORDER NO.					18C1119	18F0263	18I0925	18L1024	20C0945	20C0945	18C1266	18F0389	18I1034	18L1024	19C1496	20C0945
RSR CRITERIA	GWPC	SWPC	RES VOL.	I/C VOL.												
PARAMETER (Units)																
Polychlorinated Biphenyls by EPA method 8082 (ug/L)																
Total PCBs	0.5	0.5	NE	NE	BRL	NT	NT	NT	NT	NT	BRL	BRL	BRL	BRL	NT	NT
Extractable Total Petroleum Hydrocarbons by CT-ETPH method (mg/L)	0.25	0.25	NE	NE	BRL<0.075	BRL<0.075	**0.081**	**0.11**	BRL <0.15	BRL <0.16	**0.091**	**0.093**	**0.094**	**0.13**	BRL <0.15	BRL<0.15

NOTES:
1. Analytical results compared to Connecticut Remediation Standard Regulations (January 1996; revised February 16, 2021).
2. Only compounds that were detected are provided in this table. For a complete list of analytes refer to laboratory report.

mg/L = milligrams per liter
ug/L = micrograms per liter
BRL = below reporting limit
CS = compound specific
BOLD = compound detected at that concentration.
NT = not tested
BRL <# = Below Reporting Limit (Reporting Limit Provided)

GWPC = Groundwater Protection Criteria
SWPC = Surface Water Protection Criteria
RES VOL. = Residential Volatilization Critera
I/C VOL. = Industrial / Commercial Volatilization Critera
NE = not established by CT DEEP
-- = not applicable

= Exceeds GWPC
= Exceeds SWPC
= Exceeds GWPC and SWPC

Prepared by: AP
Reviewed by: JCW/LMY

TABLE 2L
SUMMARY OF GROUNDWATER ANALYTICAL DATA - AOPEC #5
FORMER SIMSBURY AREA WORK CENTER
SIMSBURY, CT

AOPEC #5														
SAMPLE ID	REMEDIATION STANDARD REGULATIONS[1]				MW-16	DUP-1 (Duplicate of MW-16)	MW-16	DUP-1 (Duplicate of MW-16)	MW-16	DUP-1 (Duplicate of MW-16)	MW-16	DUP-1 (Duplicate of MW-16)	MW-16
DATE SAMPLED					3/26/18	3/26/18	6/6/18	6/6/18	9/20/18	9/20/18	12/18/18	12/18/18	3/26/19
WORK ORDER NO.					18C1119	18C1119	18F0263	18F0263	18I0925	18I0925	18L0967	18L0967	19C1457
RSR CRITERIA	GWPC	SWPC	RES VOL.	I/C VOL.									
PARAMETER[2] (Units)													
Semivolatile Organic Compounds by EPA method 8270 (ug/L)													
Benzo(b)fluoranthene (SIM)	0.08	0.3	NE	NE	**0.098**	BRL<0.049	BRL<0.048	BRL<0.050	BRL<0.048	BRL<0.051	BRL<0.050	BRL<0.051	BRL <0.048
Extractable Total Petroleum Hydrocarbons by CT-ETPH method (mg/L)	0.25	0.25	NE	NE	BRL<0.083	**0.078**	**0.11**	**0.099**	BRL<0.074	BRL<0.076	**0.12**	**0.16**	BRL <0.15
Total RCRA 8 Metals by EPA method 6010B (ug/L)													
Barium	1,000	NE	NE	NE	BRL<50	BRL<50	BRL<50	BRL<50	BRL<50	BRL<50	BRL<50	BRL<50	NT
Total Copper (ug/L)	1,300	48	NE	NE	BRL<25	BRL<25	BRL<25	BRL<25	BRL<25	BRL<25	BRL<25	BRL<25	NT
Hexavalent Chromium (mg/L)	NE	110	NE	NE	BRL<0	BRL<0	BRL<0	BRL<0	BRL<0	BRL<0	BRL<0	BRL<0	NT
Trivalent Chromium (mg/L)	NE	1,200	NE	NE	BRL<0.0040	BRL<0.0040	BRL<0.0040	BRL<0.0040	BRL<0.0040	BRL<0.0040	BRL<0.0040	BRL<0.0040	NT

AOPEC #5																
SAMPLE ID	REMEDIATION STANDARD REGULATIONS[1]				MW-16	MW-16	MW-16	MW-CCA-3	MW-CCA-3	MW-CCA-3	MW-CCA-3	MW-CCA-3	MW-CCA-3	MW-CCA-3	MW-CCA-3	MW-CCA-3
DATE SAMPLED					6/26/19	9/19/19	12/16/19	3/28/18	6/6/18	9/20/18	12/20/18	3/26/19	6/26/19	9/19/19	12/16/19	3/19/20
WORK ORDER NO.					19F1471	19I1044	19L0801	18C1119	18F0263	--	18I1024	19C1457	19F1471	--	--	C0C0945
RSR CRITERIA	GWPC	SWPC	RES VOL.	I/C VOL.												
PARAMETER[2] (Units)																
Semivolatile Organic Compounds by EPA method 8270 (ug/L)																
Benzo(b)fluoranthene (SIM)	0.08	0.3	NE	NE	BRL<0.050	BRL <0.048	BRL<0.050	BRL<0.048	BRL<0.048		BRL<0.048	BRL<0.056	BRL<0.050			NT
Extractable Total Petroleum Hydrocarbons by CT-ETPH method (mg/L)	0.25	0.25	NE	NE	BRL <0.14	**0.16**	BRL <0.15	<0.075	<0.075		**0.14**	BRL <0.17	BRL <0.14			BRL <0.15
Total RCRA 8 Metals by EPA method 6010B (ug/L)																
Barium	1,000	NE	NE	NE	NT	NT	NT	**130**	**150**		**150**	NT	NT			NT
Total Copper (ug/L)	1,300	48	NE	NE	NT	NT	NT	BRL<25	BRL<25		BRL<25	NT	NT			NT
Hexavalent Chromium (mg/L)	NE	110	NE	NE	NT	NT	NT	BRL<0	BRL<0		BRL<0	NT	NT			NT
Trivalent Chromium (mg/L)	NE	1,200	NE	NE	NT	NT	NT	BRL<0.0040	BRL<0.0040		BRL<0.0040	NT	NT			NT

Well Dry (MW-CCA-3 9/20/18) | Well Dry (MW-CCA-3 9/19/19) | Well Dry (MW-CCA-3 12/16/19)

AOPEC #5																
SAMPLE ID	REMEDIATION STANDARD REGULATIONS[1]				MW-CCA-3	MW-CCA-3	MW-CCA-3	MW-CCA-4	MW-CCA-4	MW-CCA-4	MW-CCA-4	MW-CCA-4	MW-CCA-4	MW-CCA-4	MW-CCA-4	DUP-1 / Duplicate of MW-CCA-4
DATE SAMPLED					6/30/20	9/24/20	12/4/20	3/28/18	6/6/18	9/20/18	12/20/18	6/26/19	9/19/19	12/16/19	3/19/20	3/19/20
WORK ORDER NO.					--	--	--	18C1119	18F0263	18I0925	18I1024	19F1471	19I1044	19L0801	20C0945	20C0945
RSR CRITERIA	GWPC	SWPC	RES VOL.	I/C VOL.												
PARAMETER[2] (Units)																
Semivolatile Organic Compounds by EPA method 8270 (ug/L)																
Benzo(b)fluoranthene (SIM)	0.08	0.3	NE	NE				BRL<0.049	BRL<0.048	BRL<0.051	BRL<0.049	BRL<0.050	BRL<0.048	BRL<0.050	BRL <0.048	NT
Extractable Total Petroleum Hydrocarbons by CT-ETPH method (mg/L)	0.25	0.25	NE	NE				<0.075	<0.075	**0.081**	**0.11**	**0.19**	BRL <0.15	BRL <0.15	BRL <0.15	BRL <0.16
Total RCRA 8 Metals by EPA method 6010B (ug/L)																
Barium	1,000	NE	NE	NE				BRL<50	BRL<50	BRL<50	BRL<50	NT	NT	NT	NT	NT
Total Copper (ug/L)	1,300	48	NE	NE				BRL<25	BRL<25	BRL<25	BRL<25	NT	NT	NT	NT	NT
Hexavalent Chromium (mg/L)	NE	110	NE	NE				BRL<0	BRL<0	BRL<0	BRL<0	NT	NT	NT	NT	NT
Trivalent Chromium (mg/L)	NE	1,200	NE	NE				BRL<0.0040	BRL<0.0040	BRL<0.0040	BRL<0.0040	NT	NT	NT	NT	NT

Well Dry (MW-CCA-3 6/30/20) | Well Dry (MW-CCA-3 9/24/20) | Well Dry (MW-CCA-3 12/4/20)

NOTES:
1. Analytical results compared to Connecticut Remediation Standard Regulations (January 1996; revised February 16, 2021).
2. Only compounds that were detected are provided in this table. For a complete list of analytes refer to laboratory report.

mg/L = milligrams per liter
ug/L = micrograms per liter
BRL = below reporting limit
CS = compound specific
BOLD = compound detected at that concentration.
NT = not tested
BRL <# = Below Reporting Limit (Reporting Limit Provided)

GWPC = Groundwater Protection Criteria
SWPC = Surface Water Protection Criteria
RES VOL. = Residential Volatilization Critera
I/C VOL. = Industrial / Commercial Volatilization Critera
NE = not established by CT DEEP
-- = not applicable

= Exceeds GWPC
= Exceeds SWPC
= Exceeds GWPC and SWPC

Prepared by: AP
Reviewed by: JCW/LMY

TABLE 2M
SUMMARY OF GROUNDWATER ANALYTICAL DATA - AOPEC #6B
FORMER SIMSBURY AREA WORK CENTER
SIMSBURY, CT

AOPEC #6B									
SAMPLE ID	REMEDIATION STANDARD REGULATIONS[1]				MW-CCA-1	MW-CCA-1	MW-CCA-1	MW-CCA-1	MW-CCA-1
DATE SAMPLED					3/29/17	7/5/17	9/1/17	12/28/17	3/28/19
WORK ORDER NO.					17C1117	17G0098	17I0066	17L1201	19C1576
RSR CRITERIA	GWPC	SWPC	RES VOL.	I/C VOL.					
PARAMETER[2] (Units)									
Polychlorinated Biphenyls by EPA method 8082 (ug/L)									
Total PCBs	0.5	0.5	NE	NE	NT	NT	NT	NT	BRL
Volatile Organic Compounds by EPA method 8260 (ug/L)	CS	CS	CS	CS	BRL	BRL	BRL	BRL	NT
Extractable Total Petroleum Hydrocarbons by CT-ETPH method (mg/L)	0.25	0.25	NE	NE	**0.13**	BRL<0.075	BRL<0.075	BRL<0.075	NT
Total RCRA 8 Metals by EPA method 6010B (ug/L)									
Barium	1,000	NE	NE	NE	BRL <50	**74**	**79**	**67**	NT

NOTES:
1. Analytical results compared to Connecticut Remediation Standard Regulations (January 1996; revised February 16, 2021).
2. Only compounds that were detected are provided in this table. For a complete list of analytes refer to laboratory report.

mg/L = milligrams per liter
ug/L = micrograms per liter
BRL = below reporting limit
CS = compound specific
BOLD = compound detected at that concentration.
BRL <# = Below Reporting Limit (Reporting Limit Provided)
NT = Not Tested
GWPC = Groundwater Protection Criteria
SWPC = Surface Water Protection Criteria
RES VOL. = Residential Volatilization Critera
I/C VOL. = Industrial / Commercial Volatilization Critera
NE = not established by CT DEEP
-- = not applicable

= Exceeds GWPC
= Exceeds SWPC
= Exceeds GWPC and SWPC

Prepared by: AP
Reviewed by: JCW/LMY

TABLE 3
Groundwater Elevations - 2020
Former Simsbury Area Work Center
Simsbury, Connecticut

Well ID	Monitoring Well Top of Well PVC (ft)	Monitoring Well Top of Well PVC (ft) based on 11/19/20 survey	Depth to Water (ft) 3/18/2020	Water Surface Elevation (ft) 3/18/2020	Depth to Water (ft) 12/4/2020	Water Surface Elevation (ft) 12/4/2020
MW-2A	198.56	197.68	11.38	187.18	13.70	183.98
MW-4R	197.26	196.29	10.10	187.16	--	--
MW - 6	197.37	196.22	10.15	187.22	12.02	184.20
MW-8	198.54	197.24	11.45	187.09	--	--
MW-10	197.83	196.68	10.78	187.05	12.75	183.93
MW-11A	196.08	195.48	9.57	186.51	11.51	183.97
MW-15	197.77	196.80	11.68	186.09	13.16	183.64
MW-16	197.20	196.25	10.60	186.60	11.90	184.35
RW-1	195.88	NM	9.00	186.88	10.92	184.96
MW-T1	196.42	195.52	7.71	188.71	7.45	188.07
MW-T2	196.39	195.53	7.80	188.59	7.46	188.07
MW-T3	197.59	196.42	11.40	186.19	11.47	184.95
MW-T5	195.73	194.69	7.25	188.48	6.68	188.01
MW-T6	195.87	194.98	7.25	188.62	6.94	188.04
TRW-1	196.76	196.70	8.10	188.66	7.88	188.82
CCA-1	183.48	NM	3.60	179.88	4.65	178.83
CCA-2	197.38	196.58	--	--	9.96	186.62
CCA-3	196.21	195.32	15.55	180.66	--	--
CCA-4	195.94	194.89	7.66	188.28	8.10	186.79
CCA-5	199.18	198.21	11.30	187.88	13.45	184.76
CCA-6	197.31	196.22	7.30	190.01	9.63	186.59
MW - SA North (R)	198.92	198.02	11.00	187.92	13.38	184.64
MW - SA South (R)	200.22	199.32	12.35	187.87	14.85	184.47
MW-310	NM	197.30	14.10	--	--	--
MW-200	198.03	197.96	11.04	186.99	12.80	185.16
MW-201	195.43	195.40	--	--	--	--
MW-202	196.16	196.14	9.52	186.64	11.91	184.23
MW-203	196.51	196.45	10.03	186.48	12.47	183.98
MW-101	NM	195.35	8.32	--	11.34	184.01
MW-102	NM	195.54	16.70	--	19.19	176.35

Abbreviations
NM = Not Measured

Appendix A

Soil Laboratory Analytical Data

Soil Laboratory Analytical Data

ETPH Remediation Area Confirmatory Samples

Friday, December 11, 2020

Attn: Jeff Wilson
Weston & Sampson
712 Brook Street Suite 103
Rocky Hill, CT 06067

Project ID: SIMSBURY AVE
SDG ID: GCH26369
Sample ID#s: CH26369 - CH26399

This laboratory is in compliance with the NELAC requirements of procedures used except where indicated.

This report contains results for the parameters tested, under the sampling conditions described on the Chain Of Custody, as received by the laboratory. This report is incomplete unless all pages indicated in the pagination at the bottom of the page are included.

All soils, solids and sludges are reported on a dry weight basis unless otherwise noted in the sample comments.

A scanned version of the COC form accompanies the analytical report and is an exact duplicate of the original.

If you are the client above and have any questions concerning this testing, please do not hesitate to contact Phoenix Client Services at ext.200. The contents of this report cannot be discussed with anyone other than the client listed above without their written consent.

Sincerely yours,

Phyllis Shiller
Laboratory Director

NELAC - #NY11301
CT Lab Registration #PH-0618
MA Lab Registration #M-CT007
ME Lab Registration #CT-007
NH Lab Registration #213693-A,B
NJ Lab Registration #CT-003
NY Lab Registration #11301
PA Lab Registration #68-03530
RI Lab Registration #63
UT Lab Registration #CT00007
VT Lab Registration #VT11301

587 East Middle Turnpike, P.O. Box 370, Manchester, CT 06040
Telephone (860) 645-1102 Fax (860) 645-0823

Environmental Laboratories, Inc.
587 East Middle Turnpike, P.O.Box 370, Manchester, CT 06045
Tel. (860) 645-1102 Fax (860) 645-0823

Sample Id Cross Reference

December 11, 2020

SDG I.D.: GCH26369

Project ID: SIMSBURY AVE

Client Id	Lab Id	Matrix
CS-E1	CH26369	SOIL
CS-E2	CH26370	SOIL
CS-E3	CH26371	SOIL
CS-E4	CH26372	SOIL
CS-E5	CH26373	SOIL
CS-E6	CH26374	SOIL
CS-E7	CH26375	SOIL
CS-E8	CH26376	SOIL
CS-E9	CH26377	SOIL
CS-E10	CH26378	SOIL
CS-E11	CH26379	SOIL
CS-E12	CH26380	SOIL
CS-E13	CH26381	SOIL
CS-E14	CH26382	SOIL
CS-E15	CH26383	SOIL
CS-E16	CH26384	SOIL
CS-E17	CH26385	SOIL
CS-E18	CH26386	SOIL
CS-E19	CH26387	SOIL
CS-E20	CH26388	SOIL
CS-E21	CH26389	SOIL
CS-E22	CH26390	SOIL
CS-E23	CH26391	SOIL
CS-E24	CH26392	SOIL
CS-E25	CH26393	SOIL
CS-E26	CH26394	SOIL
CS-E27	CH26395	SOIL
CS-E28	CH26396	SOIL
CS-E29	CH26397	SOIL
DUP-E1	CH26398	SOIL



Environmental Laboratories, Inc.
587 East Middle Turnpike, P.O.Box 370, Manchester, CT 06045
Tel. (860) 645-1102 Fax (860) 645-0823

Sample Id Cross Reference

December 11, 2020

SDG I.D.: GCH26369

Project ID: SIMSBURY AVE

Client Id	Lab Id	Matrix
DUP-E2	CH26399	SOIL

Environmental Laboratories, Inc.
587 East Middle Turnpike, P.O.Box 370, Manchester, CT 06045
Tel. (860) 645-1102 Fax (860) 645-0823

Analysis Report

December 11, 2020

FOR: Attn: Jeff Wilson
Weston & Sampson
712 Brook Street Suite 103
Rocky Hill, CT 06067

Sample Information		Custody Information		Date	Time
Matrix:	SOIL	Collected by:		12/07/20	13:30
Location Code:	WESTSAMP-EVER$	Received by:	B	12/07/20	16:44
Rush Request:	24 Hour	Analyzed by:	see "By" below		
P.O.#:					

Laboratory Data

SDG ID: GCH26369
Phoenix ID: CH26369

Project ID: SIMSBURY AVE
Client ID: CS-E1

Parameter	Result	RL/ PQL	Units	Dilution	Date/Time	By	Reference
Percent Solid	91		%		12/07/20	CAJ	SW846-%Solid
Extraction of CT ETPH	Completed				12/07/20	G/A	SW3546
TPH by GC (Extractable Products)							
Ext. Petroleum H.C. (C9-C36)	ND	270	mg/Kg	5	12/08/20	JRB	CTETPH 8015D
Identification	ND		mg/Kg	5	12/08/20	JRB	CTETPH 8015D
QA/QC Surrogates							
% n-Pentacosane	58		%	5	12/08/20	JRB	50 - 150 %

RL/PQL=Reporting/Practical Quantitation Level ND=Not Detected BRL=Below Reporting Level
QA/QC Surrogates: Surrogates are compounds (preceeded with a %) added by the lab to determine analysis efficiency. Surrogate results(%) listed in the report are not "detected" compounds.

Comments:

All soils, solids and sludges are reported on a dry weight basis unless otherwise noted in the sample comments.

If you are the client above and have any questions concerning this testing, please do not hesitate to contact Phoenix Client Services at ext.200.
The contents of this report cannot be discussed with anyone other than the client listed above without their written consent.

Phyllis Shiller, Laboratory Director
December 11, 2020
Reviewed and Released by: Rashmi Makol, Project Manager

Environmental Laboratories, Inc.
587 East Middle Turnpike, P.O.Box 370, Manchester, CT 06045
Tel. (860) 645-1102 Fax (860) 645-0823

Analysis Report

December 11, 2020

FOR: Attn: Jeff Wilson
Weston & Sampson
712 Brook Street Suite 103
Rocky Hill, CT 06067

Sample Information		Custody Information		Date	Time
Matrix:	SOIL	Collected by:		12/07/20	13:31
Location Code:	WESTSAMP-EVER$	Received by:	B	12/07/20	16:44
Rush Request:	24 Hour	Analyzed by:	see "By" below		
P.O.#:					

Laboratory Data

SDG ID: GCH26369
Phoenix ID: CH26370

Project ID: SIMSBURY AVE
Client ID: CS-E2

Parameter	Result	RL/ PQL	Units	Dilution	Date/Time	By	Reference
Percent Solid	79		%		12/07/20	CAJ	SW846-%Solid
Extraction of CT ETPH	Completed				12/07/20	G/A	SW3546
TPH by GC (Extractable Products)							
Ext. Petroleum H.C. (C9-C36)	ND	63	mg/Kg	1	12/08/20	JRB	CTETPH 8015D
Identification	ND		mg/Kg	1	12/08/20	JRB	CTETPH 8015D
QA/QC Surrogates							
% n-Pentacosane	77		%	1	12/08/20	JRB	50 - 150 %

RL/PQL=Reporting/Practical Quantitation Level ND=Not Detected BRL=Below Reporting Level
QA/QC Surrogates: Surrogates are compounds (preceeded with a %) added by the lab to determine analysis efficiency. Surrogate results(%) listed in the report are not "detected" compounds.

Comments:

All soils, solids and sludges are reported on a dry weight basis unless otherwise noted in the sample comments.

If you are the client above and have any questions concerning this testing, please do not hesitate to contact Phoenix Client Services at ext.200.
The contents of this report cannot be discussed with anyone other than the client listed above without their written consent.

Phyllis Shiller, Laboratory Director
December 11, 2020
Reviewed and Released by: Rashmi Makol, Project Manager

Environmental Laboratories, Inc.
587 East Middle Turnpike, P.O.Box 370, Manchester, CT 06045
Tel. (860) 645-1102 Fax (860) 645-0823

Analysis Report

December 11, 2020

FOR: Attn: Jeff Wilson
Weston & Sampson
712 Brook Street Suite 103
Rocky Hill, CT 06067

Sample Information		Custody Information		Date	Time
Matrix:	SOIL	Collected by:		12/07/20	13:32
Location Code:	WESTSAMP-EVER$	Received by:	B	12/07/20	16:44
Rush Request:	24 Hour	Analyzed by:	see "By" below		
P.O.#:					

Laboratory Data

SDG ID: GCH26369
Phoenix ID: CH26371

Project ID: SIMSBURY AVE
Client ID: CS-E3

Parameter	Result	RL/ PQL	Units	Dilution	Date/Time	By	Reference
Percent Solid	92		%		12/07/20	CAJ	SW846-%Solid
Extraction of CT ETPH	Completed				12/07/20	G/A	SW3546
TPH by GC (Extractable Products)							
Ext. Petroleum H.C. (C9-C36)	160	53	mg/Kg	1	12/08/20	JRB	CTETPH 8015D
Identification	**		mg/Kg	1	12/08/20	JRB	CTETPH 8015D
QA/QC Surrogates							
% n-Pentacosane	58		%	1	12/08/20	JRB	50 - 150 %

RL/PQL=Reporting/Practical Quantitation Level ND=Not Detected BRL=Below Reporting Level
QA/QC Surrogates: Surrogates are compounds (preceeded with a %) added by the lab to determine analysis efficiency. Surrogate results(%) listed in the report are not "detected" compounds.

Comments:

TPH Comment:
**Petroleum hydrocarbon chromatogram contains a multicomponent hydrocarbon distribution in the range of C14 to C28. The sample was quantitated against a C9-C36 alkane hydrocarbon standard.

All soils, solids and sludges are reported on a dry weight basis unless otherwise noted in the sample comments.

If you are the client above and have any questions concerning this testing, please do not hesitate to contact Phoenix Client Services at ext.200.
The contents of this report cannot be discussed with anyone other than the client listed above without their written consent.

Phyllis Shiller, Laboratory Director
December 11, 2020
Reviewed and Released by: Rashmi Makol, Project Manager

Ver 1

Environmental Laboratories, Inc.
587 East Middle Turnpike, P.O.Box 370, Manchester, CT 06045
Tel. (860) 645-1102 Fax (860) 645-0823

Analysis Report

December 11, 2020

FOR: Attn: Jeff Wilson
Weston & Sampson
712 Brook Street Suite 103
Rocky Hill, CT 06067

Sample Information		Custody Information		Date	Time
Matrix:	SOIL	Collected by:		12/07/20	13:33
Location Code:	WESTSAMP-EVER$	Received by:	B	12/07/20	16:44
Rush Request:	24 Hour	Analyzed by:	see "By" below		
P.O.#:					

Laboratory Data

SDG ID: GCH26369
Phoenix ID: CH26372

Project ID: SIMSBURY AVE
Client ID: CS-E4

Parameter	Result	RL/ PQL	Units	Dilution	Date/Time	By	Reference
Percent Solid	89		%		12/07/20	CAJ	SW846-%Solid
Extraction of CT ETPH	Completed				12/07/20	G/A	SW3546
TPH by GC (Extractable Products)							
Ext. Petroleum H.C. (C9-C36)	ND	55	mg/Kg	1	12/08/20	JRB	CTETPH 8015D
Identification	ND		mg/Kg	1	12/08/20	JRB	CTETPH 8015D
QA/QC Surrogates							
% n-Pentacosane	71		%	1	12/08/20	JRB	50 - 150 %

RL/PQL=Reporting/Practical Quantitation Level ND=Not Detected BRL=Below Reporting Level
QA/QC Surrogates: Surrogates are compounds (preceeded with a %) added by the lab to determine analysis efficiency. Surrogate results(%) listed in the report are not "detected" compounds.

Comments:

All soils, solids and sludges are reported on a dry weight basis unless otherwise noted in the sample comments.

If you are the client above and have any questions concerning this testing, please do not hesitate to contact Phoenix Client Services at ext.200.
The contents of this report cannot be discussed with anyone other than the client listed above without their written consent.

Phyllis Shiller, Laboratory Director
December 11, 2020
Reviewed and Released by: Rashmi Makol, Project Manager

Environmental Laboratories, Inc.
587 East Middle Turnpike, P.O.Box 370, Manchester, CT 06045
Tel. (860) 645-1102 Fax (860) 645-0823

Analysis Report

December 11, 2020

FOR: Attn: Jeff Wilson
Weston & Sampson
712 Brook Street Suite 103
Rocky Hill, CT 06067

Sample Information		Custody Information		Date	Time
Matrix:	SOIL	Collected by:		12/07/20	13:34
Location Code:	WESTSAMP-EVER$	Received by:	B	12/07/20	16:44
Rush Request:	24 Hour	Analyzed by:	see "By" below		
P.O.#:					

Laboratory Data

SDG ID: GCH26369
Phoenix ID: CH26373

Project ID: SIMSBURY AVE
Client ID: CS-E5

Parameter	Result	RL/ PQL	Units	Dilution	Date/Time	By	Reference
Percent Solid	90		%		12/07/20	CAJ	SW846-%Solid
Extraction of CT ETPH	Completed				12/07/20	G/A	SW3546
TPH by GC (Extractable Products)							
Ext. Petroleum H.C. (C9-C36)	180	55	mg/Kg	1	12/08/20	JRB	CTETPH 8015D
Identification	**		mg/Kg	1	12/08/20	JRB	CTETPH 8015D
QA/QC Surrogates							
% n-Pentacosane	54		%	1	12/08/20	JRB	50 - 150 %

RL/PQL=Reporting/Practical Quantitation Level ND=Not Detected BRL=Below Reporting Level
QA/QC Surrogates: Surrogates are compounds (preceeded with a %) added by the lab to determine analysis efficiency. Surrogate results(%) listed in the report are not "detected" compounds.

Comments:

TPH Comment:
**Petroleum hydrocarbon chromatogram contains a multicomponent hydrocarbon distribution in the range of C26 to C36. The sample was quantitated against a C9-C36 alkane hydrocarbon standard.

All soils, solids and sludges are reported on a dry weight basis unless otherwise noted in the sample comments.

If you are the client above and have any questions concerning this testing, please do not hesitate to contact Phoenix Client Services at ext.200.
The contents of this report cannot be discussed with anyone other than the client listed above without their written consent.

Phyllis Shiller, Laboratory Director
December 11, 2020
Reviewed and Released by: Rashmi Makol, Project Manager

Ver 1

Environmental Laboratories, Inc.
587 East Middle Turnpike, P.O.Box 370, Manchester, CT 06045
Tel. (860) 645-1102 Fax (860) 645-0823

Analysis Report

December 11, 2020

FOR: Attn: Jeff Wilson
Weston & Sampson
712 Brook Street Suite 103
Rocky Hill, CT 06067

Sample Information		Custody Information		Date	Time
Matrix:	SOIL	Collected by:		12/07/20	13:35
Location Code:	WESTSAMP-EVER$	Received by:	B	12/07/20	16:44
Rush Request:	24 Hour	Analyzed by:	see "By" below		
P.O.#:					

Laboratory Data

SDG ID: GCH26369
Phoenix ID: CH26374

Project ID: SIMSBURY AVE
Client ID: CS-E6

Parameter	Result	RL/ PQL	Units	Dilution	Date/Time	By	Reference
Percent Solid	84		%		12/07/20	CAJ	SW846-%Solid
Extraction of CT ETPH	Completed				12/07/20	G/A	SW3546
TPH by GC (Extractable Products)							
Ext. Petroleum H.C. (C9-C36)	ND	59	mg/Kg	1	12/08/20	JRB	CTETPH 8015D
Identification	ND		mg/Kg	1	12/08/20	JRB	CTETPH 8015D
QA/QC Surrogates							
% n-Pentacosane	53		%	1	12/08/20	JRB	50 - 150 %

RL/PQL=Reporting/Practical Quantitation Level ND=Not Detected BRL=Below Reporting Level
QA/QC Surrogates: Surrogates are compounds (preceeded with a %) added by the lab to determine analysis efficiency. Surrogate results(%) listed in the report are not "detected" compounds.

Comments:

All soils, solids and sludges are reported on a dry weight basis unless otherwise noted in the sample comments.

If you are the client above and have any questions concerning this testing, please do not hesitate to contact Phoenix Client Services at ext.200.
The contents of this report cannot be discussed with anyone other than the client listed above without their written consent.

Phyllis Shiller, Laboratory Director
December 11, 2020
Reviewed and Released by: Rashmi Makol, Project Manager

Environmental Laboratories, Inc.
587 East Middle Turnpike, P.O.Box 370, Manchester, CT 06045
Tel. (860) 645-1102 Fax (860) 645-0823

Analysis Report

December 11, 2020

FOR: Attn: Jeff Wilson
Weston & Sampson
712 Brook Street Suite 103
Rocky Hill, CT 06067

Sample Information		Custody Information		Date	Time
Matrix:	SOIL	Collected by:		12/07/20	13:36
Location Code:	WESTSAMP-EVER$	Received by:	B	12/07/20	16:44
Rush Request:	24 Hour	Analyzed by:	see "By" below		
P.O.#:					

Laboratory Data

SDG ID: GCH26369
Phoenix ID: CH26375

Project ID: SIMSBURY AVE
Client ID: CS-E7

Parameter	Result	RL/ PQL	Units	Dilution	Date/Time	By	Reference
Percent Solid	85		%		12/07/20	CAJ	SW846-%Solid
Extraction of CT ETPH	Completed				12/07/20	G/A	SW3546
TPH by GC (Extractable Products)							
Ext. Petroleum H.C. (C9-C36)	ND	57	mg/Kg	1	12/08/20	JRB	CTETPH 8015D
Identification	ND		mg/Kg	1	12/08/20	JRB	CTETPH 8015D
QA/QC Surrogates							
% n-Pentacosane	67		%	1	12/08/20	JRB	50 - 150 %

RL/PQL=Reporting/Practical Quantitation Level ND=Not Detected BRL=Below Reporting Level
QA/QC Surrogates: Surrogates are compounds (preceeded with a %) added by the lab to determine analysis efficiency. Surrogate results(%) listed in the report are not "detected" compounds.

Comments:

All soils, solids and sludges are reported on a dry weight basis unless otherwise noted in the sample comments.

If you are the client above and have any questions concerning this testing, please do not hesitate to contact Phoenix Client Services at ext.200.
The contents of this report cannot be discussed with anyone other than the client listed above without their written consent.

Phyllis Shiller, Laboratory Director
December 11, 2020
Reviewed and Released by: Rashmi Makol, Project Manager

Environmental Laboratories, Inc.
587 East Middle Turnpike, P.O.Box 370, Manchester, CT 06045
Tel. (860) 645-1102 Fax (860) 645-0823

Analysis Report

December 11, 2020

FOR: Attn: Jeff Wilson
Weston & Sampson
712 Brook Street Suite 103
Rocky Hill, CT 06067

Sample Information		Custody Information		Date	Time
Matrix:	SOIL	Collected by:		12/07/20	13:37
Location Code:	WESTSAMP-EVER$	Received by:	B	12/07/20	16:44
Rush Request:	24 Hour	Analyzed by:	see "By" below		
P.O.#:					

Laboratory Data

SDG ID: GCH26369
Phoenix ID: CH26376

Project ID: SIMSBURY AVE
Client ID: CS-E8

Parameter	Result	RL/ PQL	Units	Dilution	Date/Time	By	Reference
Percent Solid	90		%		12/07/20	CAJ	SW846-%Solid
Extraction of CT ETPH	Completed				12/07/20	G/A	SW3546
TPH by GC (Extractable Products)							
Ext. Petroleum H.C. (C9-C36)	ND	55	mg/Kg	1	12/08/20	JRB	CTETPH 8015D
Identification	ND		mg/Kg	1	12/08/20	JRB	CTETPH 8015D
QA/QC Surrogates							
% n-Pentacosane	79		%	1	12/08/20	JRB	50 - 150 %

RL/PQL=Reporting/Practical Quantitation Level ND=Not Detected BRL=Below Reporting Level
QA/QC Surrogates: Surrogates are compounds (preceeded with a %) added by the lab to determine analysis efficiency. Surrogate results(%) listed in the report are not "detected" compounds.

Comments:

All soils, solids and sludges are reported on a dry weight basis unless otherwise noted in the sample comments.

If you are the client above and have any questions concerning this testing, please do not hesitate to contact Phoenix Client Services at ext.200.
The contents of this report cannot be discussed with anyone other than the client listed above without their written consent.

Phyllis Shiller, Laboratory Director
December 11, 2020
Reviewed and Released by: Rashmi Makol, Project Manager

Environmental Laboratories, Inc.
587 East Middle Turnpike, P.O.Box 370, Manchester, CT 06045
Tel. (860) 645-1102 Fax (860) 645-0823

Analysis Report

December 11, 2020

FOR: Attn: Jeff Wilson
Weston & Sampson
712 Brook Street Suite 103
Rocky Hill, CT 06067

Sample Information		Custody Information		Date	Time
Matrix:	SOIL	Collected by:		12/07/20	13:38
Location Code:	WESTSAMP-EVER$	Received by:	B	12/07/20	16:44
Rush Request:	48 Hour	Analyzed by:	see "By" below		
P.O.#:					

Laboratory Data

SDG ID: GCH26369
Phoenix ID: CH26377

Project ID: SIMSBURY AVE
Client ID: CS-E9

Parameter	Result	RL/ PQL	Units	Dilution	Date/Time	By	Reference
Percent Solid	90		%		12/07/20	CAJ	SW846-%Solid
Extraction of CT ETPH	Completed				12/07/20	G/A	SW3546
TPH by GC (Extractable Products)							
Ext. Petroleum H.C. (C9-C36)	73	55	mg/Kg	1	12/08/20	AW	CTETPH 8015D
Identification	**		mg/Kg	1	12/08/20	AW	CTETPH 8015D
QA/QC Surrogates							
% n-Pentacosane	81		%	1	12/08/20	AW	50 - 150 %

RL/PQL=Reporting/Practical Quantitation Level ND=Not Detected BRL=Below Reporting Level
QA/QC Surrogates: Surrogates are compounds (preceeded with a %) added by the lab to determine analysis efficiency. Surrogate results(%) listed in the report are not "detected" compounds.

Comments:

TPH Comment:
**Petroleum hydrocarbon chromatogram contains a multicomponent hydrocarbon distribution in the range of C26 to C36. The sample was quantitated against a C9-C36 alkane hydrocarbon standard.

All soils, solids and sludges are reported on a dry weight basis unless otherwise noted in the sample comments.

If you are the client above and have any questions concerning this testing, please do not hesitate to contact Phoenix Client Services at ext.200.
The contents of this report cannot be discussed with anyone other than the client listed above without their written consent.

Phyllis Shiller, Laboratory Director
December 11, 2020
Reviewed and Released by: Rashmi Makol, Project Manager

Ver 1

Environmental Laboratories, Inc.
587 East Middle Turnpike, P.O.Box 370, Manchester, CT 06045
Tel. (860) 645-1102 Fax (860) 645-0823

Analysis Report

December 11, 2020

FOR: Attn: Jeff Wilson
Weston & Sampson
712 Brook Street Suite 103
Rocky Hill, CT 06067

Sample Information		Custody Information		Date	Time
Matrix:	SOIL	Collected by:		12/07/20	13:39
Location Code:	WESTSAMP-EVER$	Received by:	B	12/07/20	16:44
Rush Request:	24 Hour	Analyzed by:	see "By" below		
P.O.#:					

Laboratory Data

SDG ID: GCH26369
Phoenix ID: CH26378

Project ID: SIMSBURY AVE
Client ID: CS-E10

Parameter	Result	RL/ PQL	Units	Dilution	Date/Time	By	Reference
Percent Solid	81		%		12/07/20	CAJ	SW846-%Solid
Extraction of CT ETPH	Completed				12/07/20	G/A	SW3546
TPH by GC (Extractable Products)							
Ext. Petroleum H.C. (C9-C36)	ND	60	mg/Kg	1	12/08/20	JRB	CTETPH 8015D
Identification	ND		mg/Kg	1	12/08/20	JRB	CTETPH 8015D
QA/QC Surrogates							
% n-Pentacosane	69		%	1	12/08/20	JRB	50 - 150 %

RL/PQL=Reporting/Practical Quantitation Level ND=Not Detected BRL=Below Reporting Level
QA/QC Surrogates: Surrogates are compounds (preceeded with a %) added by the lab to determine analysis efficiency. Surrogate results(%) listed in the report are not "detected" compounds.

Comments:

All soils, solids and sludges are reported on a dry weight basis unless otherwise noted in the sample comments.

If you are the client above and have any questions concerning this testing, please do not hesitate to contact Phoenix Client Services at ext.200.
The contents of this report cannot be discussed with anyone other than the client listed above without their written consent.

Phyllis Shiller, Laboratory Director
December 11, 2020
Reviewed and Released by: Rashmi Makol, Project Manager

Environmental Laboratories, Inc.
587 East Middle Turnpike, P.O.Box 370, Manchester, CT 06045
Tel. (860) 645-1102 Fax (860) 645-0823

Analysis Report

December 11, 2020

FOR: Attn: Jeff Wilson
Weston & Sampson
712 Brook Street Suite 103
Rocky Hill, CT 06067

Sample Information		Custody Information		Date	Time
Matrix:	SOIL	Collected by:		12/07/20	13:40
Location Code:	WESTSAMP-EVER$	Received by:	B	12/07/20	16:44
Rush Request:	24 Hour	Analyzed by:	see "By" below		
P.O.#:					

Laboratory Data

SDG ID: GCH26369
Phoenix ID: CH26379

Project ID: SIMSBURY AVE
Client ID: CS-E11

Parameter	Result	RL/ PQL	Units	Dilution	Date/Time	By	Reference
Percent Solid	86		%		12/07/20	CAJ	SW846-%Solid
Extraction of CT ETPH	Completed				12/07/20	G/A	SW3546
TPH by GC (Extractable Products)							
Ext. Petroleum H.C. (C9-C36)	ND	56	mg/Kg	1	12/08/20	JRB	CTETPH 8015D
Identification	ND		mg/Kg	1	12/08/20	JRB	CTETPH 8015D
QA/QC Surrogates							
% n-Pentacosane	52		%	1	12/08/20	JRB	50 - 150 %

RL/PQL=Reporting/Practical Quantitation Level ND=Not Detected BRL=Below Reporting Level
QA/QC Surrogates: Surrogates are compounds (preceeded with a %) added by the lab to determine analysis efficiency. Surrogate results(%) listed in the report are not "detected" compounds.

Comments:

All soils, solids and sludges are reported on a dry weight basis unless otherwise noted in the sample comments.

If you are the client above and have any questions concerning this testing, please do not hesitate to contact Phoenix Client Services at ext.200.
The contents of this report cannot be discussed with anyone other than the client listed above without their written consent.

Phyllis Shiller, Laboratory Director
December 11, 2020
Reviewed and Released by: Rashmi Makol, Project Manager

Environmental Laboratories, Inc.
587 East Middle Turnpike, P.O.Box 370, Manchester, CT 06045
Tel. (860) 645-1102 Fax (860) 645-0823

Analysis Report

December 11, 2020

FOR: Attn: Jeff Wilson
Weston & Sampson
712 Brook Street Suite 103
Rocky Hill, CT 06067

Sample Information		Custody Information		Date	Time
Matrix:	SOIL	Collected by:		12/07/20	13:41
Location Code:	WESTSAMP-EVER$	Received by:	B	12/07/20	16:44
Rush Request:	24 Hour	Analyzed by:	see "By" below		
P.O.#:					

Laboratory Data

SDG ID: GCH26369
Phoenix ID: CH26380

Project ID: SIMSBURY AVE
Client ID: CS-E12

Parameter	Result	RL/ PQL	Units	Dilution	Date/Time	By	Reference
Percent Solid	84		%		12/07/20	CAJ	SW846-%Solid
Extraction of CT ETPH	Completed				12/07/20	G/A	SW3546
TPH by GC (Extractable Products)							
Ext. Petroleum H.C. (C9-C36)	86	59	mg/Kg	1	12/08/20	JRB	CTETPH 8015D
Identification	**		mg/Kg	1	12/08/20	JRB	CTETPH 8015D
QA/QC Surrogates							
% n-Pentacosane	62		%	1	12/08/20	JRB	50 - 150 %

RL/PQL=Reporting/Practical Quantitation Level ND=Not Detected BRL=Below Reporting Level
QA/QC Surrogates: Surrogates are compounds (preceeded with a %) added by the lab to determine analysis efficiency. Surrogate results(%) listed in the report are not "detected" compounds.

Comments:

TPH Comment:
**Petroleum hydrocarbon chromatogram contains a multicomponent hydrocarbon distribution in the range of C26 to C36. The sample was quantitated against a C9-C36 alkane hydrocarbon standard.

All soils, solids and sludges are reported on a dry weight basis unless otherwise noted in the sample comments.

If you are the client above and have any questions concerning this testing, please do not hesitate to contact Phoenix Client Services at ext.200.
The contents of this report cannot be discussed with anyone other than the client listed above without their written consent.



Phyllis Shiller, Laboratory Director
December 11, 2020
Reviewed and Released by: Rashmi Makol, Project Manager

Ver 1

Environmental Laboratories, Inc.
587 East Middle Turnpike, P.O.Box 370, Manchester, CT 06045
Tel. (860) 645-1102 Fax (860) 645-0823

Analysis Report

December 11, 2020

FOR: Attn: Jeff Wilson
Weston & Sampson
712 Brook Street Suite 103
Rocky Hill, CT 06067

Sample Information		Custody Information		Date	Time
Matrix:	SOIL	Collected by:		12/07/20	13:42
Location Code:	WESTSAMP-EVER$	Received by:	B	12/07/20	16:44
Rush Request:	24 Hour	Analyzed by:	see "By" below		
P.O.#:					

Laboratory Data

SDG ID: GCH26369
Phoenix ID: CH26381

Project ID: SIMSBURY AVE
Client ID: CS-E13

Parameter	Result	RL/ PQL	Units	Dilution	Date/Time	By	Reference
Percent Solid	95		%		12/07/20	CAJ	SW846-%Solid
Extraction of CT ETPH	Completed				12/07/20	G/A	SW3546
TPH by GC (Extractable Products)							
Ext. Petroleum H.C. (C9-C36)	ND	52	mg/Kg	1	12/08/20	JRB	CTETPH 8015D
Identification	ND		mg/Kg	1	12/08/20	JRB	CTETPH 8015D
QA/QC Surrogates							
% n-Pentacosane	77		%	1	12/08/20	JRB	50 - 150 %

RL/PQL=Reporting/Practical Quantitation Level ND=Not Detected BRL=Below Reporting Level
QA/QC Surrogates: Surrogates are compounds (preceeded with a %) added by the lab to determine analysis efficiency. Surrogate results(%) listed in the report are not "detected" compounds.

Comments:

All soils, solids and sludges are reported on a dry weight basis unless otherwise noted in the sample comments.

If you are the client above and have any questions concerning this testing, please do not hesitate to contact Phoenix Client Services at ext.200.
The contents of this report cannot be discussed with anyone other than the client listed above without their written consent.

Phyllis Shiller, Laboratory Director
December 11, 2020
Reviewed and Released by: Rashmi Makol, Project Manager

Environmental Laboratories, Inc.
587 East Middle Turnpike, P.O.Box 370, Manchester, CT 06045
Tel. (860) 645-1102 Fax (860) 645-0823

Analysis Report

December 11, 2020

FOR: Attn: Jeff Wilson
Weston & Sampson
712 Brook Street Suite 103
Rocky Hill, CT 06067

Sample Information		Custody Information		Date	Time
Matrix:	SOIL	Collected by:		12/07/20	13:43
Location Code:	WESTSAMP-EVER$	Received by:	B	12/07/20	16:44
Rush Request:	24 Hour	Analyzed by:	see "By" below		
P.O.#:					

Laboratory Data

SDG ID: GCH26369
Phoenix ID: CH26382

Project ID: SIMSBURY AVE
Client ID: CS-E14

Parameter	Result	RL/ PQL	Units	Dilution	Date/Time	By	Reference
Percent Solid	95		%		12/07/20	CAJ	SW846-%Solid
Extraction of CT ETPH	Completed				12/07/20	G/A	SW3546
TPH by GC (Extractable Products)							
Ext. Petroleum H.C. (C9-C36)	ND	51	mg/Kg	1	12/08/20	JRB	CTETPH 8015D
Identification	ND		mg/Kg	1	12/08/20	JRB	CTETPH 8015D
QA/QC Surrogates							
% n-Pentacosane	51		%	1	12/08/20	JRB	50 - 150 %

RL/PQL=Reporting/Practical Quantitation Level ND=Not Detected BRL=Below Reporting Level
QA/QC Surrogates: Surrogates are compounds (preceeded with a %) added by the lab to determine analysis efficiency. Surrogate results(%) listed in the report are not "detected" compounds.

Comments:

All soils, solids and sludges are reported on a dry weight basis unless otherwise noted in the sample comments.

If you are the client above and have any questions concerning this testing, please do not hesitate to contact Phoenix Client Services at ext.200.
The contents of this report cannot be discussed with anyone other than the client listed above without their written consent.

Phyllis Shiller, Laboratory Director
December 11, 2020
Reviewed and Released by: Rashmi Makol, Project Manager

Environmental Laboratories, Inc.
587 East Middle Turnpike, P.O.Box 370, Manchester, CT 06045
Tel. (860) 645-1102 Fax (860) 645-0823

Analysis Report

December 11, 2020

FOR: Attn: Jeff Wilson
Weston & Sampson
712 Brook Street Suite 103
Rocky Hill, CT 06067

Sample Information		Custody Information		Date	Time
Matrix:	SOIL	Collected by:		12/07/20	13:44
Location Code:	WESTSAMP-EVER$	Received by:	B	12/07/20	16:44
Rush Request:	24 Hour	Analyzed by:	see "By" below		
P.O.#:					

Laboratory Data

SDG ID: GCH26369
Phoenix ID: CH26383

Project ID: SIMSBURY AVE
Client ID: CS-E15

Parameter	Result	RL/ PQL	Units	Dilution	Date/Time	By	Reference
Percent Solid	90		%		12/07/20	CAJ	SW846-%Solid
Extraction of CT ETPH	Completed				12/07/20	G/A	SW3546
TPH by GC (Extractable Products)							
Ext. Petroleum H.C. (C9-C36)	ND	55	mg/Kg	1	12/08/20	JRB	CTETPH 8015D
Identification	ND		mg/Kg	1	12/08/20	JRB	CTETPH 8015D
QA/QC Surrogates							
% n-Pentacosane	75		%	1	12/08/20	JRB	50 - 150 %

RL/PQL=Reporting/Practical Quantitation Level ND=Not Detected BRL=Below Reporting Level
QA/QC Surrogates: Surrogates are compounds (preceeded with a %) added by the lab to determine analysis efficiency. Surrogate results(%) listed in the report are not "detected" compounds.

Comments:

All soils, solids and sludges are reported on a dry weight basis unless otherwise noted in the sample comments.

If you are the client above and have any questions concerning this testing, please do not hesitate to contact Phoenix Client Services at ext.200.
The contents of this report cannot be discussed with anyone other than the client listed above without their written consent.

Phyllis Shiller, Laboratory Director
December 11, 2020
Reviewed and Released by: Rashmi Makol, Project Manager

Environmental Laboratories, Inc.
587 East Middle Turnpike, P.O.Box 370, Manchester, CT 06045
Tel. (860) 645-1102 Fax (860) 645-0823

Analysis Report

December 11, 2020

FOR: Attn: Jeff Wilson
Weston & Sampson
712 Brook Street Suite 103
Rocky Hill, CT 06067

Sample Information		Custody Information		Date	Time
Matrix:	SOIL	Collected by:		12/07/20	13:45
Location Code:	WESTSAMP-EVER$	Received by:	B	12/07/20	16:44
Rush Request:	24 Hour	Analyzed by:	see "By" below		
P.O.#:					

Laboratory Data

SDG ID: GCH26369
Phoenix ID: CH26384

Project ID: SIMSBURY AVE
Client ID: CS-E16

Parameter	Result	RL/ PQL	Units	Dilution	Date/Time	By	Reference
Percent Solid	93		%		12/07/20	CAJ	SW846-%Solid
Extraction of CT ETPH	Completed				12/07/20	G/A	SW3546
TPH by GC (Extractable Products)							
Ext. Petroleum H.C. (C9-C36)	ND	52	mg/Kg	1	12/08/20	JRB	CTETPH 8015D
Identification	ND		mg/Kg	1	12/08/20	JRB	CTETPH 8015D
QA/QC Surrogates							
% n-Pentacosane	58		%	1	12/08/20	JRB	50 - 150 %

RL/PQL=Reporting/Practical Quantitation Level ND=Not Detected BRL=Below Reporting Level
QA/QC Surrogates: Surrogates are compounds (preceeded with a %) added by the lab to determine analysis efficiency. Surrogate results(%) listed in the report are not "detected" compounds.

Comments:

All soils, solids and sludges are reported on a dry weight basis unless otherwise noted in the sample comments.

If you are the client above and have any questions concerning this testing, please do not hesitate to contact Phoenix Client Services at ext.200.
The contents of this report cannot be discussed with anyone other than the client listed above without their written consent.

Phyllis Shiller, Laboratory Director
December 11, 2020
Reviewed and Released by: Rashmi Makol, Project Manager

Environmental Laboratories, Inc.
587 East Middle Turnpike, P.O.Box 370, Manchester, CT 06045
Tel. (860) 645-1102 Fax (860) 645-0823

Analysis Report

December 11, 2020

FOR: Attn: Jeff Wilson
Weston & Sampson
712 Brook Street Suite 103
Rocky Hill, CT 06067

Sample Information		Custody Information		Date	Time
Matrix:	SOIL	Collected by:		12/07/20	13:46
Location Code:	WESTSAMP-EVER$	Received by:	B	12/07/20	16:44
Rush Request:	24 Hour	Analyzed by:	see "By" below		
P.O.#:					

Laboratory Data

SDG ID: GCH26369
Phoenix ID: CH26385

Project ID: SIMSBURY AVE
Client ID: CS-E17

Parameter	Result	RL/ PQL	Units	Dilution	Date/Time	By	Reference
Percent Solid	96		%		12/07/20	CAJ	SW846-%Solid
Extraction of CT ETPH	Completed				12/07/20	G/A	SW3546
TPH by GC (Extractable Products)							
Ext. Petroleum H.C. (C9-C36)	ND	260	mg/Kg	5	12/08/20	JRB	CTETPH 8015D
Identification	ND		mg/Kg	5	12/08/20	JRB	CTETPH 8015D
QA/QC Surrogates							
% n-Pentacosane	50		%	5	12/08/20	JRB	50 - 150 %

RL/PQL=Reporting/Practical Quantitation Level ND=Not Detected BRL=Below Reporting Level
QA/QC Surrogates: Surrogates are compounds (preceeded with a %) added by the lab to determine analysis efficiency. Surrogate results(%) listed in the report are not "detected" compounds.

Comments:

All soils, solids and sludges are reported on a dry weight basis unless otherwise noted in the sample comments.

If you are the client above and have any questions concerning this testing, please do not hesitate to contact Phoenix Client Services at ext.200.
The contents of this report cannot be discussed with anyone other than the client listed above without their written consent.

Phyllis Shiller, Laboratory Director
December 11, 2020
Reviewed and Released by: Rashmi Makol, Project Manager

Environmental Laboratories, Inc.
587 East Middle Turnpike, P.O.Box 370, Manchester, CT 06045
Tel. (860) 645-1102 Fax (860) 645-0823

Analysis Report

December 11, 2020

FOR: Attn: Jeff Wilson
Weston & Sampson
712 Brook Street Suite 103
Rocky Hill, CT 06067

Sample Information		Custody Information		Date	Time
Matrix:	SOIL	Collected by:		12/07/20	13:47
Location Code:	WESTSAMP-EVER$	Received by:	B	12/07/20	16:44
Rush Request:	24 Hour	Analyzed by:	see "By" below		
P.O.#:					

Laboratory Data

SDG ID: GCH26369
Phoenix ID: CH26386

Project ID: SIMSBURY AVE
Client ID: CS-E18

Parameter	Result	RL/ PQL	Units	Dilution	Date/Time	By	Reference
Percent Solid	96		%		12/07/20	CAJ	SW846-%Solid
Extraction of CT ETPH	Completed				12/07/20	G/A	SW3546
TPH by GC (Extractable Products)							
Ext. Petroleum H.C. (C9-C36)	ND	52	mg/Kg	1	12/08/20	JRB	CTETPH 8015D
Identification	ND		mg/Kg	1	12/08/20	JRB	CTETPH 8015D
QA/QC Surrogates							
% n-Pentacosane	82		%	1	12/08/20	JRB	50 - 150 %

RL/PQL=Reporting/Practical Quantitation Level ND=Not Detected BRL=Below Reporting Level
QA/QC Surrogates: Surrogates are compounds (preceeded with a %) added by the lab to determine analysis efficiency. Surrogate results(%) listed in the report are not "detected" compounds.

Comments:

All soils, solids and sludges are reported on a dry weight basis unless otherwise noted in the sample comments.

If you are the client above and have any questions concerning this testing, please do not hesitate to contact Phoenix Client Services at ext.200.
The contents of this report cannot be discussed with anyone other than the client listed above without their written consent.

Phyllis Shiller, Laboratory Director
December 11, 2020
Reviewed and Released by: Rashmi Makol, Project Manager

Environmental Laboratories, Inc.
587 East Middle Turnpike, P.O.Box 370, Manchester, CT 06045
Tel. (860) 645-1102 Fax (860) 645-0823

Analysis Report

December 11, 2020

FOR: Attn: Jeff Wilson
Weston & Sampson
712 Brook Street Suite 103
Rocky Hill, CT 06067

Sample Information		Custody Information		Date	Time
Matrix:	SOIL	Collected by:		12/07/20	13:48
Location Code:	WESTSAMP-EVER$	Received by:	B	12/07/20	16:44
Rush Request:	24 Hour	Analyzed by:	see "By" below		
P.O.#:					

Laboratory Data

SDG ID: GCH26369
Phoenix ID: CH26387

Project ID: SIMSBURY AVE
Client ID: CS-E19

Parameter	Result	RL/ PQL	Units	Dilution	Date/Time	By	Reference
Percent Solid	94		%		12/07/20	CAJ	SW846-%Solid
Extraction of CT ETPH	Completed				12/07/20	G/A	SW3546
TPH by GC (Extractable Products)							
Ext. Petroleum H.C. (C9-C36)	ND	52	mg/Kg	1	12/08/20	JRB	CTETPH 8015D
Identification	ND		mg/Kg	1	12/08/20	JRB	CTETPH 8015D
QA/QC Surrogates							
% n-Pentacosane	72		%	1	12/08/20	JRB	50 - 150 %

RL/PQL=Reporting/Practical Quantitation Level ND=Not Detected BRL=Below Reporting Level
QA/QC Surrogates: Surrogates are compounds (preceeded with a %) added by the lab to determine analysis efficiency. Surrogate results(%) listed in the report are not "detected" compounds.

Comments:

All soils, solids and sludges are reported on a dry weight basis unless otherwise noted in the sample comments.

If you are the client above and have any questions concerning this testing, please do not hesitate to contact Phoenix Client Services at ext.200.
The contents of this report cannot be discussed with anyone other than the client listed above without their written consent.

Phyllis Shiller, Laboratory Director
December 11, 2020
Reviewed and Released by: Rashmi Makol, Project Manager

Environmental Laboratories, Inc.
587 East Middle Turnpike, P.O.Box 370, Manchester, CT 06045
Tel. (860) 645-1102 Fax (860) 645-0823

Analysis Report

December 11, 2020

FOR: Attn: Jeff Wilson
Weston & Sampson
712 Brook Street Suite 103
Rocky Hill, CT 06067

Sample Information		Custody Information		Date	Time
Matrix:	SOIL	Collected by:		12/07/20	13:49
Location Code:	WESTSAMP-EVER$	Received by:	B	12/07/20	16:44
Rush Request:	24 Hour	Analyzed by:	see "By" below		
P.O.#:					

Laboratory Data

SDG ID: GCH26369
Phoenix ID: CH26388

Project ID: SIMSBURY AVE
Client ID: CS-E20

Parameter	Result	RL/ PQL	Units	Dilution	Date/Time	By	Reference
Percent Solid	96		%		12/07/20	CAJ	SW846-%Solid
Extraction of CT ETPH	Completed				12/07/20	G/M	SW3546
TPH by GC (Extractable Products)							
Ext. Petroleum H.C. (C9-C36)	ND	51	mg/Kg	1	12/08/20	JRB	CTETPH 8015D
Identification	ND		mg/Kg	1	12/08/20	JRB	CTETPH 8015D
QA/QC Surrogates							
% n-Pentacosane	71		%	1	12/08/20	JRB	50 - 150 %

RL/PQL=Reporting/Practical Quantitation Level ND=Not Detected BRL=Below Reporting Level
QA/QC Surrogates: Surrogates are compounds (preceeded with a %) added by the lab to determine analysis efficiency. Surrogate results(%) listed in the report are not "detected" compounds.

Comments:

All soils, solids and sludges are reported on a dry weight basis unless otherwise noted in the sample comments.

If you are the client above and have any questions concerning this testing, please do not hesitate to contact Phoenix Client Services at ext.200.
The contents of this report cannot be discussed with anyone other than the client listed above without their written consent.

Phyllis Shiller, Laboratory Director
December 11, 2020
Reviewed and Released by: Rashmi Makol, Project Manager

Environmental Laboratories, Inc.
587 East Middle Turnpike, P.O.Box 370, Manchester, CT 06045
Tel. (860) 645-1102 Fax (860) 645-0823

Analysis Report

December 11, 2020

FOR: Attn: Jeff Wilson
Weston & Sampson
712 Brook Street Suite 103
Rocky Hill, CT 06067

Sample Information		Custody Information		Date	Time
Matrix:	SOIL	Collected by:		12/07/20	13:50
Location Code:	WESTSAMP-EVER$	Received by:	B	12/07/20	16:44
Rush Request:	24 Hour	Analyzed by:	see "By" below		
P.O.#:					

Laboratory Data

SDG ID: GCH26369
Phoenix ID: CH26389

Project ID: SIMSBURY AVE
Client ID: CS-E21

Parameter	Result	RL/ PQL	Units	Dilution	Date/Time	By	Reference
Percent Solid	95		%		12/07/20	CAJ	SW846-%Solid
Extraction of CT ETPH	Completed				12/07/20	G/M	SW3546
TPH by GC (Extractable Products)							
Ext. Petroleum H.C. (C9-C36)	ND	52	mg/Kg	1	12/08/20	JRB	CTETPH 8015D
Identification	ND		mg/Kg	1	12/08/20	JRB	CTETPH 8015D
QA/QC Surrogates							
% n-Pentacosane	73		%	1	12/08/20	JRB	50 - 150 %

RL/PQL=Reporting/Practical Quantitation Level ND=Not Detected BRL=Below Reporting Level
QA/QC Surrogates: Surrogates are compounds (preceeded with a %) added by the lab to determine analysis efficiency. Surrogate results(%) listed in the report are not "detected" compounds.

Comments:

All soils, solids and sludges are reported on a dry weight basis unless otherwise noted in the sample comments.

If you are the client above and have any questions concerning this testing, please do not hesitate to contact Phoenix Client Services at ext.200.
The contents of this report cannot be discussed with anyone other than the client listed above without their written consent.

Phyllis Shiller, Laboratory Director
December 11, 2020
Reviewed and Released by: Rashmi Makol, Project Manager

Environmental Laboratories, Inc.
587 East Middle Turnpike, P.O.Box 370, Manchester, CT 06045
Tel. (860) 645-1102 Fax (860) 645-0823

Analysis Report

December 11, 2020

FOR: Attn: Jeff Wilson
Weston & Sampson
712 Brook Street Suite 103
Rocky Hill, CT 06067

Sample Information		Custody Information		Date	Time
Matrix:	SOIL	Collected by:		12/07/20	13:51
Location Code:	WESTSAMP-EVER$	Received by:	B	12/07/20	16:44
Rush Request:	24 Hour	Analyzed by:	see "By" below		
P.O.#:					

Laboratory Data

SDG ID: GCH26369
Phoenix ID: CH26390

Project ID: SIMSBURY AVE
Client ID: CS-E22

Parameter	Result	RL/ PQL	Units	Dilution	Date/Time	By	Reference
Percent Solid	97		%		12/07/20	CAJ	SW846-%Solid
Extraction of CT ETPH	Completed				12/07/20	G/M	SW3546
TPH by GC (Extractable Products)							
Ext. Petroleum H.C. (C9-C36)	ND	51	mg/Kg	1	12/08/20	JRB	CTETPH 8015D
Identification	ND		mg/Kg	1	12/08/20	JRB	CTETPH 8015D
QA/QC Surrogates							
% n-Pentacosane	84		%	1	12/08/20	JRB	50 - 150 %

RL/PQL=Reporting/Practical Quantitation Level ND=Not Detected BRL=Below Reporting Level
QA/QC Surrogates: Surrogates are compounds (preceeded with a %) added by the lab to determine analysis efficiency. Surrogate results(%) listed in the report are not "detected" compounds.

Comments:

All soils, solids and sludges are reported on a dry weight basis unless otherwise noted in the sample comments.

If you are the client above and have any questions concerning this testing, please do not hesitate to contact Phoenix Client Services at ext.200.
The contents of this report cannot be discussed with anyone other than the client listed above without their written consent.

Phyllis Shiller, Laboratory Director
December 11, 2020
Reviewed and Released by: Rashmi Makol, Project Manager

Environmental Laboratories, Inc.
587 East Middle Turnpike, P.O.Box 370, Manchester, CT 06045
Tel. (860) 645-1102 Fax (860) 645-0823

Analysis Report

December 11, 2020

FOR: Attn: Jeff Wilson
Weston & Sampson
712 Brook Street Suite 103
Rocky Hill, CT 06067

Sample Information		Custody Information		Date	Time
Matrix:	SOIL	Collected by:		12/07/20	13:52
Location Code:	WESTSAMP-EVER$	Received by:	B	12/07/20	16:44
Rush Request:	24 Hour	Analyzed by:	see "By" below		
P.O.#:					

Laboratory Data

SDG ID: GCH26369
Phoenix ID: CH26391

Project ID: SIMSBURY AVE
Client ID: CS-E23

Parameter	Result	RL/ PQL	Units	Dilution	Date/Time	By	Reference
Percent Solid	95		%		12/07/20	CAJ	SW846-%Solid
Extraction of CT ETPH	Completed				12/07/20	G/M	SW3546
TPH by GC (Extractable Products)							
Ext. Petroleum H.C. (C9-C36)	ND	52	mg/Kg	1	12/08/20	JRB	CTETPH 8015D
Identification	ND		mg/Kg	1	12/08/20	JRB	CTETPH 8015D
QA/QC Surrogates							
% n-Pentacosane	69		%	1	12/08/20	JRB	50 - 150 %

RL/PQL=Reporting/Practical Quantitation Level ND=Not Detected BRL=Below Reporting Level
QA/QC Surrogates: Surrogates are compounds (preceeded with a %) added by the lab to determine analysis efficiency. Surrogate results(%) listed in the report are not "detected" compounds.

Comments:

All soils, solids and sludges are reported on a dry weight basis unless otherwise noted in the sample comments.

If you are the client above and have any questions concerning this testing, please do not hesitate to contact Phoenix Client Services at ext.200.
The contents of this report cannot be discussed with anyone other than the client listed above without their written consent.

Phyllis Shiller, Laboratory Director
December 11, 2020
Reviewed and Released by: Rashmi Makol, Project Manager

Ver 1

Environmental Laboratories, Inc.
587 East Middle Turnpike, P.O.Box 370, Manchester, CT 06045
Tel. (860) 645-1102 Fax (860) 645-0823

Analysis Report

December 11, 2020

FOR: Attn: Jeff Wilson
Weston & Sampson
712 Brook Street Suite 103
Rocky Hill, CT 06067

Sample Information		Custody Information		Date	Time
Matrix:	SOIL	Collected by:		12/07/20	13:53
Location Code:	WESTSAMP-EVER$	Received by:	B	12/07/20	16:44
Rush Request:	24 Hour	Analyzed by:	see "By" below		
P.O.#:					

Laboratory Data

SDG ID: GCH26369
Phoenix ID: CH26392

Project ID: SIMSBURY AVE
Client ID: CS-E24

Parameter	Result	RL/ PQL	Units	Dilution	Date/Time	By	Reference
Percent Solid	96		%		12/07/20	CAJ	SW846-%Solid
Extraction of CT ETPH	Completed				12/07/20	G/M	SW3546
TPH by GC (Extractable Products)							
Ext. Petroleum H.C. (C9-C36)	ND	51	mg/Kg	1	12/08/20	JRB	CTETPH 8015D
Identification	ND		mg/Kg	1	12/08/20	JRB	CTETPH 8015D
QA/QC Surrogates							
% n-Pentacosane	77		%	1	12/08/20	JRB	50 - 150 %

RL/PQL=Reporting/Practical Quantitation Level ND=Not Detected BRL=Below Reporting Level
QA/QC Surrogates: Surrogates are compounds (preceeded with a %) added by the lab to determine analysis efficiency. Surrogate results(%) listed in the report are not "detected" compounds.

Comments:

All soils, solids and sludges are reported on a dry weight basis unless otherwise noted in the sample comments.

If you are the client above and have any questions concerning this testing, please do not hesitate to contact Phoenix Client Services at ext.200.
The contents of this report cannot be discussed with anyone other than the client listed above without their written consent.

Phyllis Shiller, Laboratory Director
December 11, 2020
Reviewed and Released by: Rashmi Makol, Project Manager

Ver 1

Environmental Laboratories, Inc.
587 East Middle Turnpike, P.O.Box 370, Manchester, CT 06045
Tel. (860) 645-1102 Fax (860) 645-0823

Analysis Report

December 11, 2020

FOR: Attn: Jeff Wilson
Weston & Sampson
712 Brook Street Suite 103
Rocky Hill, CT 06067

Sample Information		Custody Information		Date	Time
Matrix:	SOIL	Collected by:		12/07/20	13:54
Location Code:	WESTSAMP-EVER$	Received by:	B	12/07/20	16:44
Rush Request:	24 Hour	Analyzed by:	see "By" below		
P.O.#:					

Laboratory Data

SDG ID: GCH26369
Phoenix ID: CH26393

Project ID: SIMSBURY AVE
Client ID: CS-E25

Parameter	Result	RL/ PQL	Units	Dilution	Date/Time	By	Reference
Percent Solid	95		%		12/07/20	CAJ	SW846-%Solid
Extraction of CT ETPH	Completed				12/07/20	G/M	SW3546
TPH by GC (Extractable Products)							
Ext. Petroleum H.C. (C9-C36)	ND	53	mg/Kg	1	12/08/20	JRB	CTETPH 8015D
Identification	ND		mg/Kg	1	12/08/20	JRB	CTETPH 8015D
QA/QC Surrogates							
% n-Pentacosane	81		%	1	12/08/20	JRB	50 - 150 %

RL/PQL=Reporting/Practical Quantitation Level ND=Not Detected BRL=Below Reporting Level
QA/QC Surrogates: Surrogates are compounds (preceeded with a %) added by the lab to determine analysis efficiency. Surrogate results(%) listed in the report are not "detected" compounds.

Comments:

All soils, solids and sludges are reported on a dry weight basis unless otherwise noted in the sample comments.

If you are the client above and have any questions concerning this testing, please do not hesitate to contact Phoenix Client Services at ext.200.
The contents of this report cannot be discussed with anyone other than the client listed above without their written consent.

Phyllis Shiller, Laboratory Director
December 11, 2020
Reviewed and Released by: Rashmi Makol, Project Manager

Environmental Laboratories, Inc.
587 East Middle Turnpike, P.O.Box 370, Manchester, CT 06045
Tel. (860) 645-1102 Fax (860) 645-0823

Analysis Report

December 11, 2020

FOR: Attn: Jeff Wilson
Weston & Sampson
712 Brook Street Suite 103
Rocky Hill, CT 06067

Sample Information		Custody Information		Date	Time
Matrix:	SOIL	Collected by:		12/07/20	13:55
Location Code:	WESTSAMP-EVER$	Received by:	B	12/07/20	16:44
Rush Request:	24 Hour	Analyzed by:	see "By" below		
P.O.#:					

Laboratory Data

SDG ID: GCH26369
Phoenix ID: CH26394

Project ID: SIMSBURY AVE
Client ID: CS-E26

Parameter	Result	RL/ PQL	Units	Dilution	Date/Time	By	Reference
Percent Solid	96		%		12/07/20	CAJ	SW846-%Solid
Extraction of CT ETPH	Completed				12/07/20	G/M	SW3546
TPH by GC (Extractable Products)							
Ext. Petroleum H.C. (C9-C36)	ND	52	mg/Kg	1	12/08/20	JRB	CTETPH 8015D
Identification	ND		mg/Kg	1	12/08/20	JRB	CTETPH 8015D
QA/QC Surrogates							
% n-Pentacosane	85		%	1	12/08/20	JRB	50 - 150 %

RL/PQL=Reporting/Practical Quantitation Level ND=Not Detected BRL=Below Reporting Level
QA/QC Surrogates: Surrogates are compounds (preceeded with a %) added by the lab to determine analysis efficiency. Surrogate results(%) listed in the report are not "detected" compounds.

Comments:

All soils, solids and sludges are reported on a dry weight basis unless otherwise noted in the sample comments.

If you are the client above and have any questions concerning this testing, please do not hesitate to contact Phoenix Client Services at ext.200.
The contents of this report cannot be discussed with anyone other than the client listed above without their written consent.

Phyllis Shiller, Laboratory Director
December 11, 2020
Reviewed and Released by: Rashmi Makol, Project Manager

Environmental Laboratories, Inc.
587 East Middle Turnpike, P.O.Box 370, Manchester, CT 06045
Tel. (860) 645-1102 Fax (860) 645-0823

Analysis Report

December 11, 2020

FOR: Attn: Jeff Wilson
Weston & Sampson
712 Brook Street Suite 103
Rocky Hill, CT 06067

Sample Information		Custody Information		Date	Time
Matrix:	SOIL	Collected by:		12/07/20	13:56
Location Code:	WESTSAMP-EVER$	Received by:	B	12/07/20	16:44
Rush Request:	24 Hour	Analyzed by:	see "By" below		
P.O.#:					

Laboratory Data

SDG ID: GCH26369
Phoenix ID: CH26395

Project ID: SIMSBURY AVE
Client ID: CS-E27

Parameter	Result	RL/ PQL	Units	Dilution	Date/Time	By	Reference
Percent Solid	94		%		12/07/20	CAJ	SW846-%Solid
Extraction of CT ETPH	Completed				12/07/20	G/M	SW3546
TPH by GC (Extractable Products)							
Ext. Petroleum H.C. (C9-C36)	ND	53	mg/Kg	1	12/08/20	JRB	CTETPH 8015D
Identification	ND		mg/Kg	1	12/08/20	JRB	CTETPH 8015D
QA/QC Surrogates							
% n-Pentacosane	57		%	1	12/08/20	JRB	50 - 150 %

RL/PQL=Reporting/Practical Quantitation Level ND=Not Detected BRL=Below Reporting Level
QA/QC Surrogates: Surrogates are compounds (preceeded with a %) added by the lab to determine analysis efficiency. Surrogate results(%) listed in the report are not "detected" compounds.

Comments:

All soils, solids and sludges are reported on a dry weight basis unless otherwise noted in the sample comments.

If you are the client above and have any questions concerning this testing, please do not hesitate to contact Phoenix Client Services at ext.200.
The contents of this report cannot be discussed with anyone other than the client listed above without their written consent.

Phyllis Shiller, Laboratory Director
December 11, 2020
Reviewed and Released by: Rashmi Makol, Project Manager

Environmental Laboratories, Inc.
587 East Middle Turnpike, P.O.Box 370, Manchester, CT 06045
Tel. (860) 645-1102 Fax (860) 645-0823

Analysis Report

December 11, 2020

FOR: Attn: Jeff Wilson
Weston & Sampson
712 Brook Street Suite 103
Rocky Hill, CT 06067

Sample Information		Custody Information		Date	Time
Matrix:	SOIL	Collected by:		12/07/20	13:57
Location Code:	WESTSAMP-EVER$	Received by:	B	12/07/20	16:44
Rush Request:	24 Hour	Analyzed by:	see "By" below		
P.O.#:					

Laboratory Data

SDG ID: GCH26369
Phoenix ID: CH26396

Project ID: SIMSBURY AVE
Client ID: CS-E28

Parameter	Result	RL/ PQL	Units	Dilution	Date/Time	By	Reference
Percent Solid	96		%		12/07/20	CAJ	SW846-%Solid
Extraction of CT ETPH	Completed				12/07/20	G/M	SW3546
TPH by GC (Extractable Products)							
Ext. Petroleum H.C. (C9-C36)	ND	51	mg/Kg	1	12/08/20	JRB	CTETPH 8015D
Identification	ND		mg/Kg	1	12/08/20	JRB	CTETPH 8015D
QA/QC Surrogates							
% n-Pentacosane	62		%	1	12/08/20	JRB	50 - 150 %

RL/PQL=Reporting/Practical Quantitation Level ND=Not Detected BRL=Below Reporting Level
QA/QC Surrogates: Surrogates are compounds (preceeded with a %) added by the lab to determine analysis efficiency. Surrogate results(%) listed in the report are not "detected" compounds.

Comments:

All soils, solids and sludges are reported on a dry weight basis unless otherwise noted in the sample comments.

If you are the client above and have any questions concerning this testing, please do not hesitate to contact Phoenix Client Services at ext.200.
The contents of this report cannot be discussed with anyone other than the client listed above without their written consent.

Phyllis Shiller, Laboratory Director
December 11, 2020
Reviewed and Released by: Rashmi Makol, Project Manager

Environmental Laboratories, Inc.
587 East Middle Turnpike, P.O.Box 370, Manchester, CT 06045
Tel. (860) 645-1102 Fax (860) 645-0823

Analysis Report

December 11, 2020

FOR: Attn: Jeff Wilson
Weston & Sampson
712 Brook Street Suite 103
Rocky Hill, CT 06067

Sample Information		Custody Information		Date	Time
Matrix:	SOIL	Collected by:		12/07/20	13:58
Location Code:	WESTSAMP-EVER$	Received by:	B	12/07/20	16:44
Rush Request:	24 Hour	Analyzed by:	see "By" below		
P.O.#:					

Laboratory Data

SDG ID: GCH26369
Phoenix ID: CH26397

Project ID: SIMSBURY AVE
Client ID: CS-E29

Parameter	Result	RL/ PQL	Units	Dilution	Date/Time	By	Reference
Percent Solid	96		%		12/07/20	CAJ	SW846-%Solid
Extraction of CT ETPH	Completed				12/07/20	G/M	SW3546
TPH by GC (Extractable Products)							
Ext. Petroleum H.C. (C9-C36)	ND	51	mg/Kg	1	12/08/20	JRB	CTETPH 8015D
Identification	ND		mg/Kg	1	12/08/20	JRB	CTETPH 8015D
QA/QC Surrogates							
% n-Pentacosane	75		%	1	12/08/20	JRB	50 - 150 %

RL/PQL=Reporting/Practical Quantitation Level ND=Not Detected BRL=Below Reporting Level
QA/QC Surrogates: Surrogates are compounds (preceeded with a %) added by the lab to determine analysis efficiency. Surrogate results(%) listed in the report are not "detected" compounds.

Comments:

All soils, solids and sludges are reported on a dry weight basis unless otherwise noted in the sample comments.

If you are the client above and have any questions concerning this testing, please do not hesitate to contact Phoenix Client Services at ext.200.
The contents of this report cannot be discussed with anyone other than the client listed above without their written consent.

Phyllis Shiller, Laboratory Director
December 11, 2020
Reviewed and Released by: Rashmi Makol, Project Manager

Environmental Laboratories, Inc.
587 East Middle Turnpike, P.O.Box 370, Manchester, CT 06045
Tel. (860) 645-1102 Fax (860) 645-0823

Analysis Report

December 11, 2020

FOR: Attn: Jeff Wilson
Weston & Sampson
712 Brook Street Suite 103
Rocky Hill, CT 06067

Sample Information		Custody Information		Date	Time
Matrix:	SOIL	Collected by:		12/07/20	
Location Code:	WESTSAMP-EVER$	Received by:	B	12/07/20	16:44
Rush Request:	24 Hour	Analyzed by:	see "By" below		
P.O.#:					

Laboratory Data

SDG ID: GCH26369
Phoenix ID: CH26398

Project ID: SIMSBURY AVE
Client ID: DUP-E1

Parameter	Result	RL/ PQL	Units	Dilution	Date/Time	By	Reference
Percent Solid	91		%		12/07/20	CAJ	SW846-%Solid
Extraction of CT ETPH	Completed				12/07/20	G/M	SW3546
TPH by GC (Extractable Products)							
Ext. Petroleum H.C. (C9-C36)	ND	55	mg/Kg	1	12/08/20	JRB	CTETPH 8015D
Identification	ND		mg/Kg	1	12/08/20	JRB	CTETPH 8015D
QA/QC Surrogates							
% n-Pentacosane	69		%	1	12/08/20	JRB	50 - 150 %

RL/PQL=Reporting/Practical Quantitation Level ND=Not Detected BRL=Below Reporting Level
QA/QC Surrogates: Surrogates are compounds (preceeded with a %) added by the lab to determine analysis efficiency. Surrogate results(%) listed in the report are not "detected" compounds.

Comments:

All soils, solids and sludges are reported on a dry weight basis unless otherwise noted in the sample comments.

If you are the client above and have any questions concerning this testing, please do not hesitate to contact Phoenix Client Services at ext.200.
The contents of this report cannot be discussed with anyone other than the client listed above without their written consent.

Phyllis Shiller, Laboratory Director
December 11, 2020
Reviewed and Released by: Rashmi Makol, Project Manager

Environmental Laboratories, Inc.
587 East Middle Turnpike, P.O.Box 370, Manchester, CT 06045
Tel. (860) 645-1102 Fax (860) 645-0823

Analysis Report

December 11, 2020

FOR: Attn: Jeff Wilson
Weston & Sampson
712 Brook Street Suite 103
Rocky Hill, CT 06067

Sample Information		Custody Information		Date	Time
Matrix:	SOIL	Collected by:		12/07/20	
Location Code:	WESTSAMP-EVER$	Received by:	B	12/07/20	16:44
Rush Request:	24 Hour	Analyzed by:	see "By" below		
P.O.#:					

Laboratory Data

SDG ID: GCH26369
Phoenix ID: CH26399

Project ID: SIMSBURY AVE
Client ID: DUP-E2

Parameter	Result	RL/ PQL	Units	Dilution	Date/Time	By	Reference
Percent Solid	96		%		12/07/20	CAJ	SW846-%Solid
Extraction of CT ETPH	Completed				12/07/20	G/M	SW3546
TPH by GC (Extractable Products)							
Ext. Petroleum H.C. (C9-C36)	ND	51	mg/Kg	1	12/08/20	JRB	CTETPH 8015D
Identification	ND		mg/Kg	1	12/08/20	JRB	CTETPH 8015D
QA/QC Surrogates							
% n-Pentacosane	88		%	1	12/08/20	JRB	50 - 150 %

RL/PQL=Reporting/Practical Quantitation Level ND=Not Detected BRL=Below Reporting Level
QA/QC Surrogates: Surrogates are compounds (preceeded with a %) added by the lab to determine analysis efficiency. Surrogate results(%) listed in the report are not "detected" compounds.

Comments:

All soils, solids and sludges are reported on a dry weight basis unless otherwise noted in the sample comments.

If you are the client above and have any questions concerning this testing, please do not hesitate to contact Phoenix Client Services at ext.200.
The contents of this report cannot be discussed with anyone other than the client listed above without their written consent.

Phyllis Shiller, Laboratory Director
December 11, 2020
Reviewed and Released by: Rashmi Makol, Project Manager

Environmental Laboratories, Inc.
587 East Middle Turnpike, P.O.Box 370, Manchester, CT 06045
Tel. (860) 645-1102 Fax (860) 645-0823

QA/QC Report

December 11, 2020

QA/QC Data

SDG I.D.: GCH26369

Parameter	Blank	Blk RL	LCS %	LCSD %	LCS RPD	MS %	MSD %	MS RPD	% Rec Limits	% RPD Limits	
QA/QC Batch 555739 (mg/Kg), QC Sample No: CH22051 (CH26388, CH26389, CH26390, CH26391, CH26392, CH26393, CH26394, CH26395, CH26396, CH26397, CH26398, CH26399)											
TPH by GC (Extractable Products) - Soil											
Ext. Petroleum H.C. (C9-C36)	ND	50	76	53	35.7	62	59	5.0	60 - 120	30	l,r
% n-Pentacosane	50	%	80	54	38.8	66	63	4.7	50 - 150	30	r
Comment: Additional surrogate criteria: LCS acceptance range is 60-120% MS acceptance range 50-150%. The ETPH/DRO LCS has been normalized based on the alkane calibration.											
QA/QC Batch 555738 (mg/Kg), QC Sample No: CH26377 (CH26369, CH26370, CH26371, CH26372, CH26373, CH26374, CH26375, CH26376, CH26377, CH26378, CH26379, CH26380, CH26381, CH26382, CH26383, CH26384, CH26385, CH26386, CH26387)											
TPH by GC (Extractable Products) - Soil											
Ext. Petroleum H.C. (C9-C36)	ND	50	66	80	19.2	54	44	20.4	60 - 120	30	m
% n-Pentacosane	55	%	72	83	14.2	63	67	6.2	50 - 150	30	
Comment: Additional surrogate criteria: LCS acceptance range is 60-120% MS acceptance range 50-150%. The ETPH/DRO LCS has been normalized based on the alkane calibration.											

l = This parameter is outside laboratory LCS/LCSD specified recovery limits.
m = This parameter is outside laboratory MS/MSD specified recovery limits.
r = This parameter is outside laboratory RPD specified recovery limits.

If there are any questions regarding this data, please call Phoenix Client Services at extension 200.

RPD - Relative Percent Difference
LCS - Laboratory Control Sample
LCSD - Laboratory Control Sample Duplicate
MS - Matrix Spike
MS Dup - Matrix Spike Duplicate
NC - No Criteria
Intf - Interference

Phyllis Shiller, Laboratory Director
December 11, 2020

Friday, December 11, 2020

Criteria: CT: GAM

State: CT

Sample Criteria Exceedances Report

GCH26369 - WESTSAMP-EVER$

SampNo	Acode	Phoenix Analyte	Criteria	Result	RL	Criteria	RL Criteria	Analysis Units

*** No Data to Display ***

Phoenix Laboratories does not assume responsibility for the data contained in this exceedance report. It is provided as an additional tool to identify requested criteria exceedences. All efforts are made to ensure the accuracy of the data (obtained from appropriate agencies). A lack of exceedence information does not necessarily suggest conformance to the criteria. It is ultimately the site professional's responsibility to determine appropriate compliance.

REASONABLE CONFIDENCE PROTOCOL
LABORATORY ANALYSIS QA/QC CERTIFICATION FORM

Laboratory Name: Phoenix Environmental Labs, Inc. ***Client:*** Weston & Sampson

Project Location: SIMSBURY AVE ***Project Number:***

Laboratory Sample ID(s): CH26369-CH26399 ***Sampling Date(s):*** 12/7/2020

List RCP Methods Used (e.g., 8260, 8270, et cetera) ETPH

1	**For each analytical method referenced in this laboratory report package, were all specified QA/QC performance criteria followed, including the requirement to explain any criteria falling outside of acceptable guidelines, as specified in the CT DEP method-specific Reasonable Confidence Protocol documents?**	☑ Yes ☐ No
1A	**Were the method specified preservation and holding time requirements met?**	☑ Yes ☐ No
1B	***VPH and EPH methods only:*** **Was the VPH or EPH method conducted without significant modifications (see section 11.3 of respective RCP methods)**	☐ Yes ☐ No ☑ NA
2	**Were all samples received by the laboratory in a condition consistent with that described on the associated Chain-of-Custody document(s)?**	☑ Yes ☐ No
3	**Were samples received at an appropriate temperature (< 6 Degrees C)?**	☑ Yes ☐ No ☐ NA
4	**Were all QA/QC performance criteria specified in the Reasonable Confidence Protocol documents acheived? See Section: ETPH Narration.**	☐ Yes ☑ No
5	**a) Were reporting limits specified or referenced on the chain-of-custody?**	☑ Yes ☐ No
	b) Were these reporting limits met?	☑ Yes ☐ No
6	**For each analytical method referenced in this laboratory report package, were results reported for all constituents identified in the method-specific analyte lists presented in the Reasonable Confidence Protocol documents?**	☑ Yes ☐ No
7	**Are project-specific matrix spikes and laboratory duplicates included in the data set?**	☑ Yes ☐ No

Notes: For all questions to which the response was "No" (with the exception of question #7), additional information must be provided in an attached narrative. If the answer to question #1, #1A or 1B is "No", the data package does not meet the requirements for "Reasonable Confidence". This form may not be altered and all questions must be answered.

I, the undersigned, attest under the pains and penalties of perjury that, to the best of my knowledge and belief and based upon my personal inquiry of those responsible for providing the information contained in this analytical report, such information is accurate and complete.

Authorized Signature: Rashmi Makol **Position:** Project Manager

Printed Name: Rashmi Makol **Date:** Friday, December 11, 2020

Name of Laboratory Phoenix Environmental Labs, Inc.

This certification form is to be used for RCP methods only.

CTDEP RCP Laboratory Analysis QA/QC Certification Form - November 2007
Laboratory Quality Assurance and Quality Control Guidance Reasonable Confidence Protocols

Environmental Laboratories, Inc.
587 East Middle Turnpike, P.O.Box 370, Manchester, CT 06045
Tel. (860) 645-1102 Fax (860) 645-0823

ACCREDITED IN ACCORDANCE WITH nelac NY # 11301

RCP Certification Report

December 11, 2020

SDG I.D.: GCH26369

ETPH Narration

Were all QA/QC performance criteria specified in the Reasonable Confidence Protocol documents achieved? No.

QC Batch 555738 (Samples: CH26369, CH26370, CH26371, CH26372, CH26373, CH26374, CH26375, CH26376, CH26377, CH26378, CH26379, CH26380, CH26381, CH26382, CH26383, CH26384, CH26385, CH26386, CH26387): -----

The LCS/LCSD recovery is acceptable. One or more analytes in the site specific matrix spike recovery is below the method criteria, therefore a low bias is likely. (Ext. Petroleum H.C. (C9-C36))

QC Batch 555739 (Samples: CH26388, CH26389, CH26390, CH26391, CH26392, CH26393, CH26394, CH26395, CH26396, CH26397, CH26398, CH26399): -----

The LCS and/or the LCSD recovery is below the method criteria. All of the other QC is acceptable, therefore no significant bias is suspected. (Ext. Petroleum H.C. (C9-C36))

The LCS/LCSD RPD exceeds the method criteria for one or more analytes, but these analytes were not reported in the sample(s) so no variability is suspected. (Ext. Petroleum H.C. (C9-C36))

The LCS/LCSD RPD exceeds the method criteria for one or more surrogates, therefore there may be variability in the reported result. (% n-Pentacosane)

Instrument:

AU-FID11 12/08/20-1 Jeff Bucko, Chemist 12/08/20

CH26369 (5X), CH26390 (1X), CH26392 (1X), CH26393 (1X), CH26397 (1X), CH26398 (1X), CH26399 (1X)

The initial calibration (ETPHO26I) RSD for the compound list was less than 30% except for the following compounds: None.
As per section 7.2.3, a discrimination check standard was run (D08A003_1) and contained the following outliers: None.
The continuing calibration %D for the compound list was less than 30% except for the following compounds:None.

AU-FID22 12/08/20-1 Jeff Bucko, Chemist 12/08/20

CH26377 (1X), CH26388 (1X), CH26389 (1X), CH26391 (1X), CH26394 (1X)

The initial calibration (ETPH916I) RSD for the compound list was less than 30% except for the following compounds: None.
As per section 7.2.3, a discrimination check standard was run (D08A003) and contained the following outliers: None.
The continuing calibration %D for the compound list was less than 30% except for the following compounds:None.

AU-XL1 12/07/20-1 Jeff Bucko, Chemist 12/07/20

CH26372 (1X), CH26373 (1X), CH26376 (1X), CH26378 (1X), CH26379 (1X), CH26380 (1X), CH26381 (1X), CH26383 (1X), CH26386 (1X), CH26387 (1X), CH26395 (1X)

The initial calibration (ETPH929I) RSD for the compound list was less than 30% except for the following compounds: None.
As per section 7.2.3, a discrimination check standard was run (D07A003) and contained the following outliers: None.
The continuing calibration %D for the compound list was less than 30% except for the following compounds:None.

AU-XL2 12/07/20-1 Jeff Bucko, Chemist 12/07/20

CH26370 (1X), CH26371 (1X), CH26374 (1X), CH26375 (1X), CH26382 (1X), CH26384 (1X), CH26385 (5X), CH26396 (1X)

The initial calibration (ETPH916I) RSD for the compound list was less than 30% except for the following compounds: None.
As per section 7.2.3, a discrimination check standard was run (D07A003_1) and contained the following outliers: None.
The continuing calibration %D for the compound list was less than 30% except for the following compounds:None.

QC (Batch Specific):

Environmental Laboratories, Inc.
587 East Middle Turnpike, P.O.Box 370, Manchester, CT 06045
Tel. (860) 645-1102 Fax (860) 645-0823

ACCREDITED IN ACCORDANCE WITH nelac NY # 11301

RCP Certification Report

December 11, 2020

SDG I.D.: GCH26369

ETPH Narration

Batch 555739 (CH22051)

CH26388, CH26389, CH26390, CH26391, CH26392, CH26393, CH26394, CH26395, CH26396, CH26397, CH26398, CH26399

All LCS recoveries were within 60 - 120 with the following exceptions: None.
All LCSD recoveries were within 60 - 120 with the following exceptions: Ext. Petroleum H.C. (C9-C36)(53%)
All LCS/LCSD RPDs were less than 30% with the following exceptions: % n-Pentacosane(38.8%), Ext. Petroleum H.C. (C9-C36)(35.7%)
Additional surrogate criteria: LCS acceptance range is 60-120% MS acceptance range 50-150%. The ETPH/DRO LCS has been normalized based on the alkane calibration.

QC (Site Specific):

Batch 555738 (CH26377)

CH26369, CH26370, CH26371, CH26372, CH26373, CH26374, CH26375, CH26376, CH26377, CH26378, CH26379, CH26380, CH26381, CH26382, CH26383, CH26384, CH26385, CH26386, CH26387

All LCS recoveries were within 60 - 120 with the following exceptions: None.
All LCSD recoveries were within 60 - 120 with the following exceptions: None.
All LCS/LCSD RPDs were less than 30% with the following exceptions: None.
All MS recoveries were within 50 - 150 with the following exceptions: None.
All MSD recoveries were within 50 - 150 with the following exceptions: Ext. Petroleum H.C. (C9-C36)(44%)
All MS/MSD RPDs were less than 30% with the following exceptions: None.
A matrix effect is suspected when a MS/MSD recovery is outside of criteria. No further action is required if LCS/LCSD compounds are within criteria.
Additional surrogate criteria: LCS acceptance range is 60-120% MS acceptance range 50-150%. The ETPH/DRO LCS has been normalized based on the alkane calibration.

Temperature Narration

The samples were received at 1.8C with cooling initiated.
(Note acceptance criteria for relevant matrices is above freezing up to 6°C)

Cooler: Yes ☑ No ☐
Coolant: IPK ☑ ICE ☐ No ☐

PHOENIX
Environmental Laboratories, Inc.

CHAIN OF CUSTODY RECORD

587 East Middle Turnpike, P.O. Box 370, Manchester, CT 06040
Email: info@phoenixlabs.com Fax (860) 645-0823
Client Services (860) 645-8726

Temp 1.8 °C Pg 1 of 3

Data Delivery/Contact Options:
☐ Fax: WillsonJ@ewseinc.com
☐ Phone: yellen@ewseinc.com
☑ Email:

Customer: Weston & Sampson (For Eversource)
Address: 712 Brook ST
Rocky Hill, CT

Project: Simsbury AWC
Report to: Jeff Willson (WillsonJ@ewseinc.com)
Invoice to: Jeff Willson
QUOTE # Eversource Rates

Project P.O:

This section MUST be completed with Bottle Quantities.

Client Sample - Information - Identification

Sampler's Signature: [signature] Date: 12/7/20

Matrix Code:
DW=Drinking Water **GW**=Ground Water **SW**=Surface Water **WW**=Waste Water
RW=Raw Water **SE**=Sediment **SL**=Sludge **S**=Soil **SD**=Solid **W**=Wipe **OIL**=Oil
B=Bulk **L**=Liquid **X** = _____(Other)

Analysis Request

PHOENIX USE ONLY SAMPLE #	Customer Sample Identification	Sample Matrix	Date Sampled	Time Sampled	ETPH	MS/MSD*	GL Amber 8 oz. w/H3PO4	Soil VOA Vials [ ] methanol [ ] H2O	GL Soil container (4) oz	GL Soil container ( ) oz	40 ml VOA Vial [ ] As is [ ] HCl	GL Amber 1000ml [ ] As is [ ] H2SO4	PL As is [ ] 250ml [ ] 500ml [ ] 1000ml	PL H2SO4 [ ] 250ml [ ] 500ml	PL HNO3 250ml	PL NaOH 250ml	Bacteria Bottle w/thio	Bacteria Bottle as is
20369	CS-E1	S	12/7/20	1330	X			1										
20370	CS-E2			1331	X													
20371	CS-E3			1332	X													
20372	CS-E4			1333	X													
20373	CS-E5			1334	X													
20374	CS-E6			1335	X													
20375	CS-E7			1336	X													
20376	CS-E8			1337	X													
20377	CS-E9			1338	X													
20378	CS-E10			1339	X													
20379	CS-E11			1340	X													
20380	CS-E12	↓	↓	1341	X			↓										

Relinquished by:	Accepted by:	Date:	Time:
[signature] ST	ST [signature]	12/7/20	1545
	[signature]	12/7/20	16:44

Comments, Special Requirements or Regulations:
Please bill Weston & Sampson directly
Using Eversource Rates.

*MS/MSD are considered site samples and will be billed as such in accordance with the prices quoted.

Turnaround Time:
☑ 1 Day*
☐ 2 Days*
☐ 3 Days*
☐ Standard
☐ Other
* SURCHARGE APPLIES

RI
☐ (Residential)
☐ (Comm/Industrial) Direct Exposure
☐ GA Leachability
☐ GB Leachability
☐ GA-GW Objectives
☐ GB-GW Objectives

CT
☑ RCP Cert
☑ GW Protection
☐ SW Protection
☑ GA Mobility
☐ GB Mobility
☐ Residential DEC
☐ I/C DEC
☐ Other

MA
☐ MCP Certification
☐ GW-1 ☐ MWRA eSMART
☐ GW-2 ☐ S-1 10% CALC
☐ GW-3
☐ S-1 GW-1 ☐ S-1 GW-2 ☐ S-1 GW-3
☐ S-2 GW-1 ☐ S-2 GW-2 ☐ S-2 GW-3
☐ S-3 GW-1 ☐ S-3 GW-2 ☐ S-3 GW-3
☐ SW Protection

State where samples were collected: CT

Data Format
☐ Excel
☑ PDF
☐ GIS/Key
☐ EQuIS
☐ Other

Data Package
☐ Tier II Checklist
☐ Full Data Package*
☑ Phoenix Std Report
☐ Other
* SURCHARGE APPLIES

The Connecticut Light and Power Company
d/b/a Eversource Energy
Docket No. 26-05-10
Date Issued September 29, 2026
RSR-032 Attachment 141
Page 99 of 578

Cooler: Yes ☐ No ☐
Coolant: IPK ☑ ICE ☐ No ☐

PHOENIX
Environmental Laboratories, Inc.

CHAIN OF CUSTODY RECORD

587 East Middle Turnpike, P.O. Box 370, Manchester, CT 06040
Email: info@phoenixlabs.com Fax (860) 645-0823
Client Services (860) 645-8726

Temp 1-8 °C Pg 2 of 3

Data Delivery/Contact Options:
☐ Fax:
☐ Phone: willsonJ@wseinc.com
☑ Email: yellenl@wseinc.com

Customer: Weston & Sampson (For Eversource)
Address: 712 Brook ST
Rocky Hill, CT

Project: Simsbury AWC
Report to: Jeff willson
Invoice to: Jeff willson
QUOTE # Eversource Rates

Project P.O:

This section MUST be completed with Bottle Quantities.

Sampler's Signature: [signature] Date: 12/7/20

Client Sample - Information - Identification

Matrix Code:
DW=Drinking Water **GW**=Ground Water **SW**=Surface Water **WW**=Waste Water
RW=Raw Water **SE**=Sediment **SL**=Sludge **S**=Soil **SD**=Solid **W**=Wipe **OIL**=Oil
B=Bulk **L**=Liquid **X** = _____(Other)

Analysis Request

PHOENIX USE ONLY SAMPLE #	Customer Sample Identification	Sample Matrix	Date Sampled	Time Sampled	ETPH	MS/MSD *	GL Amber 8 oz. w/H3PO4	Soil VOA Vials [ ] methanol [ ] H2O	GL Soil container (4) oz	GL Soil container ( ) oz	40 ml VOA Vial [ ] As is [ ] HCl	GL Amber 1000ml [ ] As is [ ] H2SO4	PL As is [ ] 250ml [ ] 500ml [ ] 1000ml	PL H2SO4 [ ] 250ml [ ] 500ml [ ] 1500ml	PL HNO3 250ml	PL NaOH 250ml	Bacteria Bottle w/thio	Bacteria Bottle as is
20381	CS-E13	S	12/7/20	1342	X				1									
20382	CS-E14			1343	X													
20383	CS-E15			1344	X													
20384	CS-E16			1345	X													
20385	CS-E17			1346	X													
20386	CS-E18			1347	X													
20387	CS-E19			1348	X													
20388	CS-E20			1349	X													
20389	CS-E21			1350	X													
20390	CS-E22			1351	X													
20391	CS-E23			1352	X													
20392	CS-E24			1353	X				Y									

Relinquished by:	Accepted by:	Date:	Time:
[signature] ST	ST [signature]	12/7/20	1545
	[signature]	12/7/20	16:44

Comments, Special Requirements or Regulations:
Please bill WTS using Eversource Rates

*MS/MSD are considered site samples and will be billed as such in accordance with the prices quoted.

Turnaround Time:
☑ 1 Day*
☐ 2 Days*
☐ 3 Days*
☐ Standard
☐ Other
* SURCHARGE APPLIES

RI
☐ (Residential)
☐ (Comm/Industrial) Direct Exposure
☐ GA Leachability
☐ GB Leachability
☐ GA-GW Objectives
☐ GB-GW Objectives

CT
☑ RCP Cert
☑ GW Protection
☐ SW Protection
☑ GA Mobility
☐ GB Mobility
☐ Residential DEC
☐ I/C DEC
☐ Other

MA
☐ MCP Certification
☐ GW-1 ☐ MWRA eSMART
☐ GW-2 ☐ S-1 10% CALC
☐ GW-3
☐ S-1 GW-1 ☐ S-1 GW-2 ☐ S-1 GW-3
☐ S-2 GW-1 ☐ S-2 GW-2 ☐ S-2 GW-3
☐ S-3 GW-1 ☐ S-3 GW-2 ☐ S-3 GW-3
☐ SW Protection

State where samples were collected: CT

Data Format
☑ Excel
☑ PDF
☐ GIS/Key
☐ EQuIS
☐ Other

Data Package
☐ Tier II Checklist
☐ Full Data Package*
☑ Phoenix Std Report
☐ Other
* SURCHARGE APPLIES

The Connecticut Light and Power Company
d/b/a Eversource Energy
Docket No. 26-05-10
Date Issued September 29, 2026
RSR-032 Attachment 141
Page 100 of 578

Cooler: Yes ☑ No ☐
Coolant: IPK ☑ ICE ☐ No ☐

PHOENIX
Environmental Laboratories, Inc.

CHAIN OF CUSTODY RECORD

587 East Middle Turnpike, P.O. Box 370, Manchester, CT 06040
Email: info@phoenixlabs.com Fax (860) 645-0823
Client Services (860) 645-8726

Temp 8 °C Pg 3 of 3

Data Delivery/Contact Options:
☐ Fax:
☐ Phone: wilsonJ@wseinc.com
☑ Email: yellenl@wseinc.com

Customer: Weston + Sampson (For Eversource)
Address: 7m Brook ST
Rocky Hill, CT

Project: Simsbury ALC
Report to: Jeff Willson
Invoice to: Jeff Willson
QUOTE # Eversource Rates

Project P.O:

This section MUST be completed with Bottle Quantities.

Sampler's Signature: [signature] Date: 7/12/20

Matrix Code:
DW=Drinking Water **GW**=Ground Water **SW**=Surface Water **WW**=Waste Water
RW=Raw Water **SE**=Sediment **SL**=Sludge **S**=Soil **SD**=Solid **W**=Wipe **OIL**=Oil
B=Bulk **L**=Liquid **X** = _____(Other)

Client Sample - Information - Identification / Analysis Request

PHOENIX USE ONLY SAMPLE #	Customer Sample Identification	Sample Matrix	Date Sampled	Time Sampled	ETPH	MS/MSD *	GL Amber 8 oz. w/H3PO4	Soil VOA Vials [ ] methanol [ ] H2O	GL Soil container (4) oz	GL Soil container ( ) oz	40 ml VOA Vial [ ] As is [ ] HCl	GL Amber 1000ml [ ] As is [ ] H2SO4	PL As is [ ] 250ml [ ] 500ml [ ] 1000ml	PL H2SO4 [ ] 250ml [ ] 500ml	PL HNO3 250ml	PL NaOH 250ml	Bacteria Bottle w/thio	Bacteria Bottle as is
20393	CS-E25	S	7/12/20	1354	X				*									
20394	CS-E26			1355	X													
20395	CS-E27			1356	X													
20396	CS-E28			1357	X													
20397	CS-E29			1358	X													
20398	Dup-E1			—														
20399	Dup-E2	↓	↓	—														

Relinquished by:	Accepted by:	Date:	Time:
[signature]	ST	12/7/20	1545
ST	[signature]	12/7/20	16:44

Comments, Special Requirements or Regulations:
Please bill Weston + Sampson using Eversource Rates

*MS/MSD are considered site samples and will be billed as such in accordance with the prices quoted.

Turnaround Time:
☑ 1 Day*
☐ 2 Days*
☐ 3 Days*
☐ Standard
☐ Other
* SURCHARGE APPLIES

RI
☐ (Residential)
☐ (Comm/Industrial) Direct Exposure
☐ GA Leachability
☐ GB Leachability
☐ GA-GW Objectives
☐ GB-GW Objectives

CT
☑ RCP Cert
☑ GW Protection
☐ SW Protection
☑ GA Mobility
☐ GB Mobility
☐ Residential DEC
☐ I/C DEC
☐ Other

MA
☐ MCP Certification
☐ GW-1 ☐ MWRA eSMART
☐ GW-2 ☐ S-1 10% CALC
☐ GW-3
☐ S-1 GW-1 ☐ S-1 GW-2 ☐ S-1 GW-3
☐ S-2 GW-1 ☐ S-2 GW-2 ☐ S-2 GW-3
☐ S-3 GW-1 ☐ S-3 GW-2 ☐ S-3 GW-3
☐ SW Protection

State where samples were collected: CT

Data Format
☑ Excel
☑ PDF
☐ GIS/Key
☐ EQuIS
☐ Other

Data Package
☐ Tier II Checklist
☐ Full Data Package*
☑ Phoenix Std Report
☐ Other
* SURCHARGE APPLIES

The Connecticut Light and Power Company
d/b/a Eversource Energy
Docket No. 26-05-10
Date Issued September 29, 2026
RSR-032 Attachment 141
Page 101 of 578

Soil Laboratory Analytical Data

PCB/ETPH Remediation Area Confirmatory Samples

Friday, December 11, 2020

Attn: Mr Jeff Wilson
Weston & Sampson
712 Brook Street Suite 103
Rocky Hill, CT 06067

Project ID: SIMSBURY AVE
SDG ID: GCH26400
Sample ID#s: CH26400 - CH26455

This laboratory is in compliance with the NELAC requirements of procedures used except where indicated.

This report contains results for the parameters tested, under the sampling conditions described on the Chain Of Custody, as received by the laboratory. This report is incomplete unless all pages indicated in the pagination at the bottom of the page are included.

All soils, solids and sludges are reported on a dry weight basis unless otherwise noted in the sample comments.

A scanned version of the COC form accompanies the analytical report and is an exact duplicate of the original.

If you are the client above and have any questions concerning this testing, please do not hesitate to contact Phoenix Client Services at ext.200. The contents of this report cannot be discussed with anyone other than the client listed above without their written consent.

Sincerely yours,

Phyllis Shiller
Laboratory Director

NELAC - #NY11301
CT Lab Registration #PH-0618
MA Lab Registration #M-CT007
ME Lab Registration #CT-007
NH Lab Registration #213693-A,B
NJ Lab Registration #CT-003
NY Lab Registration #11301
PA Lab Registration #68-03530
RI Lab Registration #63
UT Lab Registration #CT00007
VT Lab Registration #VT11301

587 East Middle Turnpike, P.O. Box 370, Manchester, CT 06040
Telephone (860) 645-1102 Fax (860) 645-0823

Environmental Laboratories, Inc.
587 East Middle Turnpike, P.O.Box 370, Manchester, CT 06045
Tel. (860) 645-1102 Fax (860) 645-0823

Sample Id Cross Reference

December 11, 2020

SDG I.D.: GCH26400

Project ID: SIMSBURY AVE

Client Id	Lab Id	Matrix
CS-30	CH26400	SOIL
CS-31	CH26401	SOIL
CS-32	CH26402	SOIL
CS-33	CH26403	SOIL
CS-34	CH26404	SOIL
CS-35	CH26405	SOIL
CS-36	CH26406	SOIL
CS-37	CH26407	SOIL
CS-38	CH26408	SOIL
CS-39	CH26409	SOIL
CS-40	CH26410	SOIL
CS-41	CH26411	SOIL
CS-42	CH26412	SOIL
CS-43	CH26413	SOIL
CS-44	CH26414	SOIL
CS-45	CH26415	SOIL
CS-46	CH26416	SOIL
CS-47	CH26417	SOIL
CS-48	CH26418	SOIL
CS-49	CH26419	SOIL
CS-50	CH26420	SOIL
CS-51	CH26421	SOIL
CS-52	CH26422	SOIL
CS-53	CH26423	SOIL
CS-54	CH26424	SOIL
CS-55	CH26425	SOIL
CS-56	CH26426	SOIL
CS-57	CH26427	SOIL
CS-58	CH26428	SOIL
CS-59	CH26429	SOIL

Environmental Laboratories, Inc.
587 East Middle Turnpike, P.O.Box 370, Manchester, CT 06045
Tel. (860) 645-1102 Fax (860) 645-0823

Sample Id Cross Reference

December 11, 2020

SDG I.D.: GCH26400

Project ID: SIMSBURY AVE

Client Id	Lab Id	Matrix
CS-60	CH26430	SOIL
CS-61	CH26431	SOIL
CS-62	CH26432	SOIL
CS-63	CH26433	SOIL
CS-64	CH26434	SOIL
CS-65	CH26435	SOIL
CS-66	CH26436	SOIL
CS-67	CH26437	SOIL
CS-68	CH26438	SOIL
CS-69	CH26439	SOIL
CS-70	CH26440	SOIL
CS-71	CH26441	SOIL
CS-72	CH26442	SOIL
CS-73	CH26443	SOIL
CS-74	CH26444	SOIL
CS-75	CH26445	SOIL
CS-76	CH26446	SOIL
CS-77	CH26447	SOIL
CS-78	CH26448	SOIL
CS-79	CH26449	SOIL
CS-80	CH26450	SOIL
CS-81	CH26451	SOIL
CS-82	CH26452	SOIL
DUP-1	CH26453	SOIL
DUP-2	CH26454	SOIL
DUP-3	CH26455	SOIL

Environmental Laboratories, Inc.
587 East Middle Turnpike, P.O.Box 370, Manchester, CT 06045
Tel. (860) 645-1102 Fax (860) 645-0823

Analysis Report

December 11, 2020

FOR: Attn: Mr Jeff Wilson
Weston & Sampson
712 Brook Street Suite 103
Rocky Hill, CT 06067

Sample Information		Custody Information		Date	Time
Matrix:	SOIL	Collected by:		12/07/20	12:00
Location Code:	WESTSAMP-EVER$	Received by:	SW	12/07/20	16:44
Rush Request:	24 Hour	Analyzed by:	see "By" below		
P.O.#:					

Laboratory Data

SDG ID: GCH26400
Phoenix ID: CH26400

Project ID: SIMSBURY AVE
Client ID: CS-30

Parameter	Result	RL/ PQL	Units	Dilution	Date/Time	By	Reference
Percent Solid	87		%		12/07/20	CAJ	SW846-%Solid
Extraction of CT ETPH	Completed				12/07/20	G/M	SW3546
Extraction for PCB	Completed				12/07/20	-I/KL/JJ/C/	SW3540C
TPH by GC (Extractable Products)							
Ext. Petroleum H.C. (C9-C36)	110	56	mg/Kg	1	12/08/20	JRB	CTETPH 8015D
Identification	**		mg/Kg	1	12/08/20	JRB	CTETPH 8015D
QA/QC Surrogates							
% n-Pentacosane	68		%	1	12/08/20	JRB	50 - 150 %
PCB (Soxhlet SW3540C)							
PCB-1016	ND	370	ug/Kg	10	12/08/20	SC	SW8082A
PCB-1221	ND	370	ug/Kg	10	12/08/20	SC	SW8082A
PCB-1232	ND	370	ug/Kg	10	12/08/20	SC	SW8082A
PCB-1242	ND	370	ug/Kg	10	12/08/20	SC	SW8082A
PCB-1248	ND	370	ug/Kg	10	12/08/20	SC	SW8082A
PCB-1254	ND	370	ug/Kg	10	12/08/20	SC	SW8082A
PCB-1260	ND	370	ug/Kg	10	12/08/20	SC	SW8082A
PCB-1262	ND	370	ug/Kg	10	12/08/20	SC	SW8082A
PCB-1268	ND	370	ug/Kg	10	12/08/20	SC	SW8082A
QA/QC Surrogates							
% DCBP	83		%	10	12/08/20	SC	30 - 150 %
% DCBP (Confirmation)	70		%	10	12/08/20	SC	30 - 150 %
% TCMX	61		%	10	12/08/20	SC	30 - 150 %
% TCMX (Confirmation)	62		%	10	12/08/20	SC	30 - 150 %

Project ID: SIMSBURY AVE
Client ID: CS-30

Phoenix I.D.: CH26400

Parameter	Result	RL/ PQL	Units	Dilution	Date/Time	By	Reference

RL/PQL=Reporting/Practical Quantitation Level ND=Not Detected BRL=Below Reporting Level
QA/QC Surrogates: Surrogates are compounds (preceeded with a %) added by the lab to determine analysis efficiency. Surrogate results(%) listed in the report are not "detected" compounds.

Comments:

TPH Comment:
**Petroleum hydrocarbon chromatogram contains a multicomponent hydrocarbon distribution in the range of C26 to C36. The sample was quantitated against a C9-C36 alkane hydrocarbon standard.

All soils, solids and sludges are reported on a dry weight basis unless otherwise noted in the sample comments.

If you are the client above and have any questions concerning this testing, please do not hesitate to contact Phoenix Client Services at ext.200.
The contents of this report cannot be discussed with anyone other than the client listed above without their written consent.

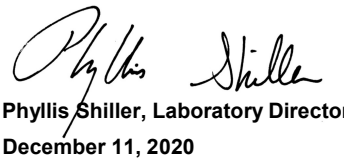

Phyllis Shiller, Laboratory Director
December 11, 2020
Reviewed and Released by: Rashmi Makol, Project Manager

Environmental Laboratories, Inc.
587 East Middle Turnpike, P.O.Box 370, Manchester, CT 06045
Tel. (860) 645-1102 Fax (860) 645-0823

Analysis Report

December 11, 2020

FOR: Attn: Mr Jeff Wilson
Weston & Sampson
712 Brook Street Suite 103
Rocky Hill, CT 06067

Sample Information		Custody Information		Date	Time
Matrix:	SOIL	Collected by:		12/07/20	12:01
Location Code:	WESTSAMP-EVER$	Received by:	SW	12/07/20	16:44
Rush Request:	24 Hour	Analyzed by:	see "By" below		
P.O.#:					

Laboratory Data

SDG ID: GCH26400
Phoenix ID: CH26401

Project ID: SIMSBURY AVE
Client ID: CS-31

Parameter	Result	RL/ PQL	Units	Dilution	Date/Time	By	Reference
Percent Solid	90		%		12/07/20	CAJ	SW846-%Solid
Extraction for PCB	Completed				12/07/20	-I/KL/JJ/C/	SW3540C
PCB (Soxhlet SW3540C)							
PCB-1016	ND	370	ug/Kg	10	12/08/20	SC	SW8082A
PCB-1221	ND	370	ug/Kg	10	12/08/20	SC	SW8082A
PCB-1232	ND	370	ug/Kg	10	12/08/20	SC	SW8082A
PCB-1242	ND	370	ug/Kg	10	12/08/20	SC	SW8082A
PCB-1248	ND	370	ug/Kg	10	12/08/20	SC	SW8082A
PCB-1254	ND	370	ug/Kg	10	12/08/20	SC	SW8082A
PCB-1260	ND	370	ug/Kg	10	12/08/20	SC	SW8082A
PCB-1262	ND	370	ug/Kg	10	12/08/20	SC	SW8082A
PCB-1268	ND	370	ug/Kg	10	12/08/20	SC	SW8082A
QA/QC Surrogates							
% DCBP	97		%	10	12/08/20	SC	30 - 150 %
% DCBP (Confirmation)	97		%	10	12/08/20	SC	30 - 150 %
% TCMX	97		%	10	12/08/20	SC	30 - 150 %
% TCMX (Confirmation)	89		%	10	12/08/20	SC	30 - 150 %

Project ID: SIMSBURY AVE
Client ID: CS-31

Phoenix I.D.: CH26401

Parameter	Result	RL/ PQL	Units	Dilution	Date/Time	By	Reference

RL/PQL=Reporting/Practical Quantitation Level ND=Not Detected BRL=Below Reporting Level
QA/QC Surrogates: Surrogates are compounds (preceeded with a %) added by the lab to determine analysis efficiency. Surrogate results(%) listed in the report are not "detected" compounds.

Comments:

All soils, solids and sludges are reported on a dry weight basis unless otherwise noted in the sample comments.

If you are the client above and have any questions concerning this testing, please do not hesitate to contact Phoenix Client Services at ext.200.
The contents of this report cannot be discussed with anyone other than the client listed above without their written consent.



Phyllis Shiller, Laboratory Director
December 11, 2020
Reviewed and Released by: Rashmi Makol, Project Manager

Environmental Laboratories, Inc.
587 East Middle Turnpike, P.O.Box 370, Manchester, CT 06045
Tel. (860) 645-1102 Fax (860) 645-0823

Analysis Report

December 11, 2020

FOR: Attn: Mr Jeff Wilson
Weston & Sampson
712 Brook Street Suite 103
Rocky Hill, CT 06067

Sample Information		Custody Information		Date	Time
Matrix:	SOIL	Collected by:		12/07/20	12:02
Location Code:	WESTSAMP-EVER$	Received by:	SW	12/07/20	16:44
Rush Request:	24 Hour	Analyzed by:	see "By" below		
P.O.#:					

Laboratory Data

SDG ID: GCH26400
Phoenix ID: CH26402

Project ID: SIMSBURY AVE
Client ID: CS-32

Parameter	Result	RL/ PQL	Units	Dilution	Date/Time	By	Reference
Percent Solid	90		%		12/07/20	CAJ	SW846-%Solid
Extraction for PCB	Completed				12/07/20	-I/KL/JJ/C/	SW3540C
PCB (Soxhlet SW3540C)							
PCB-1016	ND	360	ug/Kg	10	12/08/20	SC	SW8082A
PCB-1221	ND	360	ug/Kg	10	12/08/20	SC	SW8082A
PCB-1232	ND	360	ug/Kg	10	12/08/20	SC	SW8082A
PCB-1242	ND	360	ug/Kg	10	12/08/20	SC	SW8082A
PCB-1248	ND	360	ug/Kg	10	12/08/20	SC	SW8082A
PCB-1254	ND	360	ug/Kg	10	12/08/20	SC	SW8082A
PCB-1260	ND	360	ug/Kg	10	12/08/20	SC	SW8082A
PCB-1262	ND	360	ug/Kg	10	12/08/20	SC	SW8082A
PCB-1268	ND	360	ug/Kg	10	12/08/20	SC	SW8082A
QA/QC Surrogates							
% DCBP	72		%	10	12/08/20	SC	30 - 150 %
% DCBP (Confirmation)	63		%	10	12/08/20	SC	30 - 150 %
% TCMX	56		%	10	12/08/20	SC	30 - 150 %
% TCMX (Confirmation)	58		%	10	12/08/20	SC	30 - 150 %

Project ID: SIMSBURY AVE
Client ID: CS-32

Phoenix I.D.: CH26402

Parameter	Result	RL/ PQL	Units	Dilution	Date/Time	By	Reference

RL/PQL=Reporting/Practical Quantitation Level ND=Not Detected BRL=Below Reporting Level
QA/QC Surrogates: Surrogates are compounds (preceeded with a %) added by the lab to determine analysis efficiency. Surrogate results(%) listed in the report are not "detected" compounds.

Comments:

All soils, solids and sludges are reported on a dry weight basis unless otherwise noted in the sample comments.

If you are the client above and have any questions concerning this testing, please do not hesitate to contact Phoenix Client Services at ext.200.
The contents of this report cannot be discussed with anyone other than the client listed above without their written consent.



Phyllis Shiller, Laboratory Director
December 11, 2020
Reviewed and Released by: Rashmi Makol, Project Manager

Environmental Laboratories, Inc.
587 East Middle Turnpike, P.O.Box 370, Manchester, CT 06045
Tel. (860) 645-1102 Fax (860) 645-0823

Analysis Report

December 11, 2020

FOR: Attn: Mr Jeff Wilson
Weston & Sampson
712 Brook Street Suite 103
Rocky Hill, CT 06067

Sample Information		Custody Information		Date	Time
Matrix:	SOIL	Collected by:		12/07/20	12:03
Location Code:	WESTSAMP-EVER$	Received by:	SW	12/07/20	16:44
Rush Request:	24 Hour	Analyzed by:	see "By" below		
P.O.#:					

Laboratory Data

SDG ID: GCH26400
Phoenix ID: CH26403

Project ID: SIMSBURY AVE
Client ID: CS-33

Parameter	Result	RL/ PQL	Units	Dilution	Date/Time	By	Reference
Percent Solid	87		%		12/07/20	CAJ	SW846-%Solid
Extraction of CT ETPH	Completed				12/07/20	G/M	SW3546
Extraction for PCB	Completed				12/08/20	HH/CAJ	SW3540C
TPH by GC (Extractable Products)							
Ext. Petroleum H.C. (C9-C36)	ND	56	mg/Kg	1	12/08/20	JRB	CTETPH 8015D
Identification	ND		mg/Kg	1	12/08/20	JRB	CTETPH 8015D
QA/QC Surrogates							
% n-Pentacosane	50		%	1	12/08/20	JRB	50 - 150 %
PCB (Soxhlet SW3540C)							
PCB-1016	ND	370	ug/Kg	10	12/09/20	SC	SW8082A
PCB-1221	ND	370	ug/Kg	10	12/09/20	SC	SW8082A
PCB-1232	ND	370	ug/Kg	10	12/09/20	SC	SW8082A
PCB-1242	ND	370	ug/Kg	10	12/09/20	SC	SW8082A
PCB-1248	ND	370	ug/Kg	10	12/09/20	SC	SW8082A
PCB-1254	ND	370	ug/Kg	10	12/09/20	SC	SW8082A
PCB-1260	ND	370	ug/Kg	10	12/09/20	SC	SW8082A
PCB-1262	ND	370	ug/Kg	10	12/09/20	SC	SW8082A
PCB-1268	ND	370	ug/Kg	10	12/09/20	SC	SW8082A
QA/QC Surrogates							
% DCBP	89		%	10	12/09/20	SC	30 - 150 %
% DCBP (Confirmation)	88		%	10	12/09/20	SC	30 - 150 %
% TCMX	91		%	10	12/09/20	SC	30 - 150 %
% TCMX (Confirmation)	88		%	10	12/09/20	SC	30 - 150 %

Project ID: SIMSBURY AVE
Client ID: CS-33

Phoenix I.D.: CH26403

Parameter	Result	RL/ PQL	Units	Dilution	Date/Time	By	Reference

RL/PQL=Reporting/Practical Quantitation Level ND=Not Detected BRL=Below Reporting Level
QA/QC Surrogates: Surrogates are compounds (preceeded with a %) added by the lab to determine analysis efficiency. Surrogate results(%) listed in the report are not "detected" compounds.

Comments:

All soils, solids and sludges are reported on a dry weight basis unless otherwise noted in the sample comments.

If you are the client above and have any questions concerning this testing, please do not hesitate to contact Phoenix Client Services at ext.200.
The contents of this report cannot be discussed with anyone other than the client listed above without their written consent.



Phyllis Shiller, Laboratory Director
December 11, 2020
Reviewed and Released by: Rashmi Makol, Project Manager

Environmental Laboratories, Inc.
587 East Middle Turnpike, P.O.Box 370, Manchester, CT 06045
Tel. (860) 645-1102 Fax (860) 645-0823

Analysis Report

December 11, 2020

FOR: Attn: Mr Jeff Wilson
Weston & Sampson
712 Brook Street Suite 103
Rocky Hill, CT 06067

Sample Information		Custody Information		Date	Time
Matrix:	SOIL	Collected by:		12/07/20	12:04
Location Code:	WESTSAMP-EVER$	Received by:	SW	12/07/20	16:44
Rush Request:	24 Hour	Analyzed by:	see "By" below		
P.O.#:					

Laboratory Data

SDG ID: GCH26400
Phoenix ID: CH26404

Project ID: SIMSBURY AVE
Client ID: CS-34

Parameter	Result	RL/ PQL	Units	Dilution	Date/Time	By	Reference
Percent Solid	87		%		12/07/20	CAJ	SW846-%Solid
Extraction for PCB	Completed				12/07/20	-I/KL/JJ/C/	SW3540C
PCB (Soxhlet SW3540C)							
PCB-1016	ND	370	ug/Kg	10	12/08/20	SC	SW8082A
PCB-1221	ND	370	ug/Kg	10	12/08/20	SC	SW8082A
PCB-1232	ND	370	ug/Kg	10	12/08/20	SC	SW8082A
PCB-1242	ND	370	ug/Kg	10	12/08/20	SC	SW8082A
PCB-1248	ND	370	ug/Kg	10	12/08/20	SC	SW8082A
PCB-1254	ND	370	ug/Kg	10	12/08/20	SC	SW8082A
PCB-1260	ND	370	ug/Kg	10	12/08/20	SC	SW8082A
PCB-1262	ND	370	ug/Kg	10	12/08/20	SC	SW8082A
PCB-1268	ND	370	ug/Kg	10	12/08/20	SC	SW8082A
QA/QC Surrogates							
% DCBP	75		%	10	12/08/20	SC	30 - 150 %
% DCBP (Confirmation)	62		%	10	12/08/20	SC	30 - 150 %
% TCMX	58		%	10	12/08/20	SC	30 - 150 %
% TCMX (Confirmation)	59		%	10	12/08/20	SC	30 - 150 %

Project ID: SIMSBURY AVE
Client ID: CS-34

Phoenix I.D.: CH26404

Parameter	Result	RL/ PQL	Units	Dilution	Date/Time	By	Reference

RL/PQL=Reporting/Practical Quantitation Level ND=Not Detected BRL=Below Reporting Level
QA/QC Surrogates: Surrogates are compounds (preceeded with a %) added by the lab to determine analysis efficiency. Surrogate results(%) listed in the report are not "detected" compounds.

Comments:

All soils, solids and sludges are reported on a dry weight basis unless otherwise noted in the sample comments.

If you are the client above and have any questions concerning this testing, please do not hesitate to contact Phoenix Client Services at ext.200.
The contents of this report cannot be discussed with anyone other than the client listed above without their written consent.



Phyllis Shiller, Laboratory Director
December 11, 2020
Reviewed and Released by: Rashmi Makol, Project Manager

Environmental Laboratories, Inc.
587 East Middle Turnpike, P.O.Box 370, Manchester, CT 06045
Tel. (860) 645-1102 Fax (860) 645-0823

Analysis Report

December 11, 2020

FOR: Attn: Mr Jeff Wilson
Weston & Sampson
712 Brook Street Suite 103
Rocky Hill, CT 06067

Sample Information		Custody Information		Date	Time
Matrix:	SOIL	Collected by:		12/07/20	12:05
Location Code:	WESTSAMP-EVER$	Received by:	SW	12/07/20	16:44
Rush Request:	24 Hour	Analyzed by:	see "By" below		
P.O.#:					

Laboratory Data

SDG ID: GCH26400
Phoenix ID: CH26405

Project ID: SIMSBURY AVE
Client ID: CS-35

Parameter	Result	RL/ PQL	Units	Dilution	Date/Time	By	Reference
Percent Solid	91		%		12/07/20	CAJ	SW846-%Solid
Extraction for PCB	Completed				12/07/20	-I/KL/JJ/C/	SW3540C
PCB (Soxhlet SW3540C)							
PCB-1016	ND	360	ug/Kg	10	12/08/20	SC	SW8082A
PCB-1221	ND	360	ug/Kg	10	12/08/20	SC	SW8082A
PCB-1232	ND	360	ug/Kg	10	12/08/20	SC	SW8082A
PCB-1242	ND	360	ug/Kg	10	12/08/20	SC	SW8082A
PCB-1248	ND	360	ug/Kg	10	12/08/20	SC	SW8082A
PCB-1254	ND	360	ug/Kg	10	12/08/20	SC	SW8082A
PCB-1260	ND	360	ug/Kg	10	12/08/20	SC	SW8082A
PCB-1262	ND	360	ug/Kg	10	12/08/20	SC	SW8082A
PCB-1268	ND	360	ug/Kg	10	12/08/20	SC	SW8082A
QA/QC Surrogates							
% DCBP	85		%	10	12/08/20	SC	30 - 150 %
% DCBP (Confirmation)	72		%	10	12/08/20	SC	30 - 150 %
% TCMX	66		%	10	12/08/20	SC	30 - 150 %
% TCMX (Confirmation)	68		%	10	12/08/20	SC	30 - 150 %

Project ID: SIMSBURY AVE
Client ID: CS-35

Phoenix I.D.: CH26405

Parameter	Result	RL/ PQL	Units	Dilution	Date/Time	By	Reference

RL/PQL=Reporting/Practical Quantitation Level ND=Not Detected BRL=Below Reporting Level
QA/QC Surrogates: Surrogates are compounds (preceeded with a %) added by the lab to determine analysis efficiency. Surrogate results(%) listed in the report are not "detected" compounds.

Comments:

All soils, solids and sludges are reported on a dry weight basis unless otherwise noted in the sample comments.

If you are the client above and have any questions concerning this testing, please do not hesitate to contact Phoenix Client Services at ext.200.
The contents of this report cannot be discussed with anyone other than the client listed above without their written consent.



Phyllis Shiller, Laboratory Director
December 11, 2020
Reviewed and Released by: Rashmi Makol, Project Manager

Environmental Laboratories, Inc.
587 East Middle Turnpike, P.O.Box 370, Manchester, CT 06045
Tel. (860) 645-1102 Fax (860) 645-0823

Analysis Report

December 11, 2020

FOR: Attn: Mr Jeff Wilson
Weston & Sampson
712 Brook Street Suite 103
Rocky Hill, CT 06067

Sample Information		Custody Information		Date	Time
Matrix:	SOIL	Collected by:		12/07/20	12:06
Location Code:	WESTSAMP-EVER$	Received by:	SW	12/07/20	16:44
Rush Request:	24 Hour	Analyzed by:	see "By" below		
P.O.#:					

Laboratory Data

SDG ID: GCH26400
Phoenix ID: CH26406

Project ID: SIMSBURY AVE
Client ID: CS-36

Parameter	Result	RL/ PQL	Units	Dilution	Date/Time	By	Reference
Percent Solid	87		%		12/07/20	CAJ	SW846-%Solid
Extraction for PCB	Completed				12/07/20	-I/KL/JJ/C/	SW3540C
PCB (Soxhlet SW3540C)							
PCB-1016	ND	370	ug/Kg	10	12/08/20	SC	SW8082A
PCB-1221	ND	370	ug/Kg	10	12/08/20	SC	SW8082A
PCB-1232	ND	370	ug/Kg	10	12/08/20	SC	SW8082A
PCB-1242	ND	370	ug/Kg	10	12/08/20	SC	SW8082A
PCB-1248	ND	370	ug/Kg	10	12/08/20	SC	SW8082A
PCB-1254	ND	370	ug/Kg	10	12/08/20	SC	SW8082A
PCB-1260	ND	370	ug/Kg	10	12/08/20	SC	SW8082A
PCB-1262	ND	370	ug/Kg	10	12/08/20	SC	SW8082A
PCB-1268	ND	370	ug/Kg	10	12/08/20	SC	SW8082A
QA/QC Surrogates							
% DCBP	74		%	10	12/08/20	SC	30 - 150 %
% DCBP (Confirmation)	62		%	10	12/08/20	SC	30 - 150 %
% TCMX	60		%	10	12/08/20	SC	30 - 150 %
% TCMX (Confirmation)	60		%	10	12/08/20	SC	30 - 150 %

Project ID: SIMSBURY AVE
Client ID: CS-36

Phoenix I.D.: CH26406

Parameter	Result	RL/ PQL	Units	Dilution	Date/Time	By	Reference

RL/PQL=Reporting/Practical Quantitation Level ND=Not Detected BRL=Below Reporting Level
QA/QC Surrogates: Surrogates are compounds (preceeded with a %) added by the lab to determine analysis efficiency. Surrogate results(%) listed in the report are not "detected" compounds.

Comments:

All soils, solids and sludges are reported on a dry weight basis unless otherwise noted in the sample comments.

If you are the client above and have any questions concerning this testing, please do not hesitate to contact Phoenix Client Services at ext.200.
The contents of this report cannot be discussed with anyone other than the client listed above without their written consent.



Phyllis Shiller, Laboratory Director
December 11, 2020
Reviewed and Released by: Rashmi Makol, Project Manager

Environmental Laboratories, Inc.
587 East Middle Turnpike, P.O.Box 370, Manchester, CT 06045
Tel. (860) 645-1102 Fax (860) 645-0823

Analysis Report

December 11, 2020

FOR: Attn: Mr Jeff Wilson
Weston & Sampson
712 Brook Street Suite 103
Rocky Hill, CT 06067

Sample Information		Custody Information		Date	Time
Matrix:	SOIL	Collected by:		12/07/20	12:07
Location Code:	WESTSAMP-EVER$	Received by:	SW	12/07/20	16:44
Rush Request:	24 Hour	Analyzed by:	see "By" below		
P.O.#:					

Laboratory Data

SDG ID: GCH26400
Phoenix ID: CH26407

Project ID: SIMSBURY AVE
Client ID: CS-37

Parameter	Result	RL/ PQL	Units	Dilution	Date/Time	By	Reference
Percent Solid	84		%		12/07/20	CAJ	SW846-%Solid
Extraction for PCB	Completed				12/07/20	-I/KL/JJ/C/	SW3540C
PCB (Soxhlet SW3540C)							
PCB-1016	ND	390	ug/Kg	10	12/08/20	SC	SW8082A
PCB-1221	ND	390	ug/Kg	10	12/08/20	SC	SW8082A
PCB-1232	ND	390	ug/Kg	10	12/08/20	SC	SW8082A
PCB-1242	ND	390	ug/Kg	10	12/08/20	SC	SW8082A
PCB-1248	ND	390	ug/Kg	10	12/08/20	SC	SW8082A
PCB-1254	ND	390	ug/Kg	10	12/08/20	SC	SW8082A
PCB-1260	ND	390	ug/Kg	10	12/08/20	SC	SW8082A
PCB-1262	ND	390	ug/Kg	10	12/08/20	SC	SW8082A
PCB-1268	ND	390	ug/Kg	10	12/08/20	SC	SW8082A
QA/QC Surrogates							
% DCBP	90		%	10	12/08/20	SC	30 - 150 %
% DCBP (Confirmation)	93		%	10	12/08/20	SC	30 - 150 %
% TCMX	80		%	10	12/08/20	SC	30 - 150 %
% TCMX (Confirmation)	79		%	10	12/08/20	SC	30 - 150 %

Project ID: SIMSBURY AVE
Client ID: CS-37

Phoenix I.D.: CH26407

Parameter	Result	RL/ PQL	Units	Dilution	Date/Time	By	Reference

RL/PQL=Reporting/Practical Quantitation Level ND=Not Detected BRL=Below Reporting Level
QA/QC Surrogates: Surrogates are compounds (preceeded with a %) added by the lab to determine analysis efficiency. Surrogate results(%) listed in the report are not "detected" compounds.

Comments:

All soils, solids and sludges are reported on a dry weight basis unless otherwise noted in the sample comments.

If you are the client above and have any questions concerning this testing, please do not hesitate to contact Phoenix Client Services at ext.200.
The contents of this report cannot be discussed with anyone other than the client listed above without their written consent.



Phyllis Shiller, Laboratory Director
December 11, 2020
Reviewed and Released by: Rashmi Makol, Project Manager

Environmental Laboratories, Inc.
587 East Middle Turnpike, P.O.Box 370, Manchester, CT 06045
Tel. (860) 645-1102 Fax (860) 645-0823

Analysis Report

December 11, 2020

FOR: Attn: Mr Jeff Wilson
Weston & Sampson
712 Brook Street Suite 103
Rocky Hill, CT 06067

Sample Information		Custody Information		Date	Time
Matrix:	SOIL	Collected by:		12/07/20	12:08
Location Code:	WESTSAMP-EVER$	Received by:	SW	12/07/20	16:44
Rush Request:	24 Hour	Analyzed by:	see "By" below		
P.O.#:					

Laboratory Data

SDG ID: GCH26400
Phoenix ID: CH26408

Project ID: SIMSBURY AVE
Client ID: CS-38

Parameter	Result	RL/ PQL	Units	Dilution	Date/Time	By	Reference
Percent Solid	86		%		12/07/20	CAJ	SW846-%Solid
Extraction for PCB	Completed				12/07/20	-I/KL/JJ/C/	SW3540C
PCB (Soxhlet SW3540C)							
PCB-1016	ND	380	ug/Kg	10	12/08/20	SC	SW8082A
PCB-1221	ND	380	ug/Kg	10	12/08/20	SC	SW8082A
PCB-1232	ND	380	ug/Kg	10	12/08/20	SC	SW8082A
PCB-1242	ND	380	ug/Kg	10	12/08/20	SC	SW8082A
PCB-1248	ND	380	ug/Kg	10	12/08/20	SC	SW8082A
PCB-1254	ND	380	ug/Kg	10	12/08/20	SC	SW8082A
PCB-1260	ND	380	ug/Kg	10	12/08/20	SC	SW8082A
PCB-1262	ND	380	ug/Kg	10	12/08/20	SC	SW8082A
PCB-1268	ND	380	ug/Kg	10	12/08/20	SC	SW8082A
QA/QC Surrogates							
% DCBP	70		%	10	12/08/20	SC	30 - 150 %
% DCBP (Confirmation)	65		%	10	12/08/20	SC	30 - 150 %
% TCMX	54		%	10	12/08/20	SC	30 - 150 %
% TCMX (Confirmation)	53		%	10	12/08/20	SC	30 - 150 %

Project ID: SIMSBURY AVE
Client ID: CS-38

Phoenix I.D.: CH26408

Parameter	Result	RL/ PQL	Units	Dilution	Date/Time	By	Reference

RL/PQL=Reporting/Practical Quantitation Level ND=Not Detected BRL=Below Reporting Level
QA/QC Surrogates: Surrogates are compounds (preceeded with a %) added by the lab to determine analysis efficiency. Surrogate results(%) listed in the report are not "detected" compounds.

Comments:

All soils, solids and sludges are reported on a dry weight basis unless otherwise noted in the sample comments.

If you are the client above and have any questions concerning this testing, please do not hesitate to contact Phoenix Client Services at ext.200.
The contents of this report cannot be discussed with anyone other than the client listed above without their written consent.



Phyllis Shiller, Laboratory Director
December 11, 2020
Reviewed and Released by: Rashmi Makol, Project Manager

Environmental Laboratories, Inc.
587 East Middle Turnpike, P.O.Box 370, Manchester, CT 06045
Tel. (860) 645-1102 Fax (860) 645-0823

Analysis Report

December 11, 2020

FOR: Attn: Mr Jeff Wilson
Weston & Sampson
712 Brook Street Suite 103
Rocky Hill, CT 06067

Sample Information		Custody Information		Date	Time
Matrix:	SOIL	Collected by:		12/07/20	12:09
Location Code:	WESTSAMP-EVER$	Received by:	SW	12/07/20	16:44
Rush Request:	24 Hour	Analyzed by:	see "By" below		
P.O.#:					

Laboratory Data

SDG ID: GCH26400
Phoenix ID: CH26409

Project ID: SIMSBURY AVE
Client ID: CS-39

Parameter	Result	RL/ PQL	Units	Dilution	Date/Time	By	Reference
Percent Solid	88		%		12/07/20	CAJ	SW846-%Solid
Extraction of CT ETPH	Completed				12/07/20	G/M	SW3546
Extraction for PCB	Completed				12/07/20	-I/KL/JJ/C/	SW3540C
TPH by GC (Extractable Products)							
Ext. Petroleum H.C. (C9-C36)	ND	55	mg/Kg	1	12/08/20	JRB	CTETPH 8015D
Identification	ND		mg/Kg	1	12/08/20	JRB	CTETPH 8015D
QA/QC Surrogates							
% n-Pentacosane	56		%	1	12/08/20	JRB	50 - 150 %
PCB (Soxhlet SW3540C)							
PCB-1016	ND	370	ug/Kg	10	12/08/20	SC	SW8082A
PCB-1221	ND	370	ug/Kg	10	12/08/20	SC	SW8082A
PCB-1232	ND	370	ug/Kg	10	12/08/20	SC	SW8082A
PCB-1242	ND	370	ug/Kg	10	12/08/20	SC	SW8082A
PCB-1248	ND	370	ug/Kg	10	12/08/20	SC	SW8082A
PCB-1254	ND	370	ug/Kg	10	12/08/20	SC	SW8082A
PCB-1260	ND	370	ug/Kg	10	12/08/20	SC	SW8082A
PCB-1262	ND	370	ug/Kg	10	12/08/20	SC	SW8082A
PCB-1268	ND	370	ug/Kg	10	12/08/20	SC	SW8082A
QA/QC Surrogates							
% DCBP	84		%	10	12/08/20	SC	30 - 150 %
% DCBP (Confirmation)	84		%	10	12/08/20	SC	30 - 150 %
% TCMX	34		%	10	12/08/20	SC	30 - 150 %
% TCMX (Confirmation)	36		%	10	12/08/20	SC	30 - 150 %

Project ID: SIMSBURY AVE
Client ID: CS-39

Phoenix I.D.: CH26409

Parameter	Result	RL/ PQL	Units	Dilution	Date/Time	By	Reference

RL/PQL=Reporting/Practical Quantitation Level ND=Not Detected BRL=Below Reporting Level
QA/QC Surrogates: Surrogates are compounds (preceeded with a %) added by the lab to determine analysis efficiency. Surrogate results(%) listed in the report are not "detected" compounds.

Comments:

All soils, solids and sludges are reported on a dry weight basis unless otherwise noted in the sample comments.

If you are the client above and have any questions concerning this testing, please do not hesitate to contact Phoenix Client Services at ext.200.
The contents of this report cannot be discussed with anyone other than the client listed above without their written consent.



Phyllis Shiller, Laboratory Director
December 11, 2020
Reviewed and Released by: Rashmi Makol, Project Manager

Environmental Laboratories, Inc.
587 East Middle Turnpike, P.O.Box 370, Manchester, CT 06045
Tel. (860) 645-1102 Fax (860) 645-0823

Analysis Report

December 11, 2020

FOR: Attn: Mr Jeff Wilson
Weston & Sampson
712 Brook Street Suite 103
Rocky Hill, CT 06067

Sample Information		Custody Information		Date	Time
Matrix:	SOIL	Collected by:		12/07/20	12:10
Location Code:	WESTSAMP-EVER$	Received by:	SW	12/07/20	16:44
Rush Request:	24 Hour	Analyzed by:	see "By" below		
P.O.#:					

Laboratory Data

SDG ID: GCH26400
Phoenix ID: CH26410

Project ID: SIMSBURY AVE
Client ID: CS-40

Parameter	Result	RL/ PQL	Units	Dilution	Date/Time	By	Reference
Percent Solid	93		%		12/07/20	CAJ	SW846-%Solid
Extraction for PCB	Completed				12/07/20	-I/KL/JJ/C/	SW3540C
PCB (Soxhlet SW3540C)							
PCB-1016	ND	350	ug/Kg	10	12/08/20	SC	SW8082A
PCB-1221	ND	350	ug/Kg	10	12/08/20	SC	SW8082A
PCB-1232	ND	350	ug/Kg	10	12/08/20	SC	SW8082A
PCB-1242	ND	350	ug/Kg	10	12/08/20	SC	SW8082A
PCB-1248	ND	350	ug/Kg	10	12/08/20	SC	SW8082A
PCB-1254	ND	350	ug/Kg	10	12/08/20	SC	SW8082A
PCB-1260	ND	350	ug/Kg	10	12/08/20	SC	SW8082A
PCB-1262	ND	350	ug/Kg	10	12/08/20	SC	SW8082A
PCB-1268	ND	350	ug/Kg	10	12/08/20	SC	SW8082A
QA/QC Surrogates							
% DCBP	78		%	10	12/08/20	SC	30 - 150 %
% DCBP (Confirmation)	66		%	10	12/08/20	SC	30 - 150 %
% TCMX	68		%	10	12/08/20	SC	30 - 150 %
% TCMX (Confirmation)	68		%	10	12/08/20	SC	30 - 150 %

Project ID: SIMSBURY AVE
Client ID: CS-40

Phoenix I.D.: CH26410

Parameter	Result	RL/ PQL	Units	Dilution	Date/Time	By	Reference

RL/PQL=Reporting/Practical Quantitation Level ND=Not Detected BRL=Below Reporting Level
QA/QC Surrogates: Surrogates are compounds (preceeded with a %) added by the lab to determine analysis efficiency. Surrogate results(%) listed in the report are not "detected" compounds.

Comments:

All soils, solids and sludges are reported on a dry weight basis unless otherwise noted in the sample comments.

If you are the client above and have any questions concerning this testing, please do not hesitate to contact Phoenix Client Services at ext.200.
The contents of this report cannot be discussed with anyone other than the client listed above without their written consent.



Phyllis Shiller, Laboratory Director
December 11, 2020
Reviewed and Released by: Rashmi Makol, Project Manager

Environmental Laboratories, Inc.
587 East Middle Turnpike, P.O.Box 370, Manchester, CT 06045
Tel. (860) 645-1102 Fax (860) 645-0823

Analysis Report

December 11, 2020

FOR: Attn: Mr Jeff Wilson
Weston & Sampson
712 Brook Street Suite 103
Rocky Hill, CT 06067

Sample Information		Custody Information		Date	Time
Matrix:	SOIL	Collected by:		12/07/20	12:11
Location Code:	WESTSAMP-EVER$	Received by:	SW	12/07/20	16:44
Rush Request:	24 Hour	Analyzed by:	see "By" below		
P.O.#:					

Laboratory Data

SDG ID: GCH26400
Phoenix ID: CH26411

Project ID: SIMSBURY AVE
Client ID: CS-41

Parameter	Result	RL/ PQL	Units	Dilution	Date/Time	By	Reference
Percent Solid	89		%		12/07/20	CAJ	SW846-%Solid
Extraction for PCB	Completed				12/07/20	-I/KL/JJ/C/	SW3540C
PCB (Soxhlet SW3540C)							
PCB-1016	ND	370	ug/Kg	10	12/08/20	SC	SW8082A
PCB-1221	ND	370	ug/Kg	10	12/08/20	SC	SW8082A
PCB-1232	ND	370	ug/Kg	10	12/08/20	SC	SW8082A
PCB-1242	ND	370	ug/Kg	10	12/08/20	SC	SW8082A
PCB-1248	ND	370	ug/Kg	10	12/08/20	SC	SW8082A
PCB-1254	ND	370	ug/Kg	10	12/08/20	SC	SW8082A
PCB-1260	ND	370	ug/Kg	10	12/08/20	SC	SW8082A
PCB-1262	ND	370	ug/Kg	10	12/08/20	SC	SW8082A
PCB-1268	ND	370	ug/Kg	10	12/08/20	SC	SW8082A
QA/QC Surrogates							
% DCBP	92		%	10	12/08/20	SC	30 - 150 %
% DCBP (Confirmation)	77		%	10	12/08/20	SC	30 - 150 %
% TCMX	63		%	10	12/08/20	SC	30 - 150 %
% TCMX (Confirmation)	66		%	10	12/08/20	SC	30 - 150 %

Project ID: SIMSBURY AVE
Client ID: CS-41

Phoenix I.D.: CH26411

Parameter	Result	RL/ PQL	Units	Dilution	Date/Time	By	Reference

RL/PQL=Reporting/Practical Quantitation Level ND=Not Detected BRL=Below Reporting Level
QA/QC Surrogates: Surrogates are compounds (preceeded with a %) added by the lab to determine analysis efficiency. Surrogate results(%) listed in the report are not "detected" compounds.

Comments:

All soils, solids and sludges are reported on a dry weight basis unless otherwise noted in the sample comments.

If you are the client above and have any questions concerning this testing, please do not hesitate to contact Phoenix Client Services at ext.200.
The contents of this report cannot be discussed with anyone other than the client listed above without their written consent.



Phyllis Shiller, Laboratory Director
December 11, 2020
Reviewed and Released by: Rashmi Makol, Project Manager

Environmental Laboratories, Inc.
587 East Middle Turnpike, P.O.Box 370, Manchester, CT 06045
Tel. (860) 645-1102 Fax (860) 645-0823

Analysis Report

December 11, 2020

FOR: Attn: Mr Jeff Wilson
Weston & Sampson
712 Brook Street Suite 103
Rocky Hill, CT 06067

Sample Information		Custody Information		Date	Time
Matrix:	SOIL	Collected by:		12/07/20	12:12
Location Code:	WESTSAMP-EVER$	Received by:	SW	12/07/20	16:44
Rush Request:	24 Hour	Analyzed by:	see "By" below		
P.O.#:					

Laboratory Data

SDG ID: GCH26400
Phoenix ID: CH26412

Project ID: SIMSBURY AVE
Client ID: CS-42

Parameter	Result	RL/ PQL	Units	Dilution	Date/Time	By	Reference
Percent Solid	92		%		12/07/20	CAJ	SW846-%Solid
Extraction for PCB	Completed				12/07/20	-I/KL/JJ/C/	SW3540C
PCB (Soxhlet SW3540C)							
PCB-1016	ND	360	ug/Kg	10	12/08/20	SC	SW8082A
PCB-1221	ND	360	ug/Kg	10	12/08/20	SC	SW8082A
PCB-1232	ND	360	ug/Kg	10	12/08/20	SC	SW8082A
PCB-1242	ND	360	ug/Kg	10	12/08/20	SC	SW8082A
PCB-1248	ND	360	ug/Kg	10	12/08/20	SC	SW8082A
PCB-1254	ND	360	ug/Kg	10	12/08/20	SC	SW8082A
PCB-1260	ND	360	ug/Kg	10	12/08/20	SC	SW8082A
PCB-1262	ND	360	ug/Kg	10	12/08/20	SC	SW8082A
PCB-1268	ND	360	ug/Kg	10	12/08/20	SC	SW8082A
QA/QC Surrogates							
% DCBP	88		%	10	12/08/20	SC	30 - 150 %
% DCBP (Confirmation)	79		%	10	12/08/20	SC	30 - 150 %
% TCMX	66		%	10	12/08/20	SC	30 - 150 %
% TCMX (Confirmation)	69		%	10	12/08/20	SC	30 - 150 %

Project ID: SIMSBURY AVE
Client ID: CS-42

Phoenix I.D.: CH26412

Parameter	Result	RL/ PQL	Units	Dilution	Date/Time	By	Reference

RL/PQL=Reporting/Practical Quantitation Level ND=Not Detected BRL=Below Reporting Level
QA/QC Surrogates: Surrogates are compounds (preceeded with a %) added by the lab to determine analysis efficiency. Surrogate results(%) listed in the report are not "detected" compounds.

Comments:

All soils, solids and sludges are reported on a dry weight basis unless otherwise noted in the sample comments.

If you are the client above and have any questions concerning this testing, please do not hesitate to contact Phoenix Client Services at ext.200.
The contents of this report cannot be discussed with anyone other than the client listed above without their written consent.



Phyllis Shiller, Laboratory Director
December 11, 2020
Reviewed and Released by: Rashmi Makol, Project Manager

Environmental Laboratories, Inc.
587 East Middle Turnpike, P.O.Box 370, Manchester, CT 06045
Tel. (860) 645-1102 Fax (860) 645-0823

Analysis Report

December 11, 2020

FOR: Attn: Mr Jeff Wilson
Weston & Sampson
712 Brook Street Suite 103
Rocky Hill, CT 06067

Sample Information		Custody Information		Date	Time
Matrix:	SOIL	Collected by:		12/07/20	12:13
Location Code:	WESTSAMP-EVER$	Received by:	SW	12/07/20	16:44
Rush Request:	24 Hour	Analyzed by:	see "By" below		
P.O.#:					

Laboratory Data

SDG ID: GCH26400
Phoenix ID: CH26413

Project ID: SIMSBURY AVE
Client ID: CS-43

Parameter	Result	RL/ PQL	Units	Dilution	Date/Time	By	Reference
Percent Solid	89		%		12/07/20	CAJ	SW846-%Solid
Extraction for PCB	Completed				12/07/20	-I/KL/JJ/C/	SW3540C
PCB (Soxhlet SW3540C)							
PCB-1016	ND	360	ug/Kg	10	12/08/20	SC	SW8082A
PCB-1221	ND	360	ug/Kg	10	12/08/20	SC	SW8082A
PCB-1232	ND	360	ug/Kg	10	12/08/20	SC	SW8082A
PCB-1242	ND	360	ug/Kg	10	12/08/20	SC	SW8082A
PCB-1248	ND	360	ug/Kg	10	12/08/20	SC	SW8082A
PCB-1254	ND	360	ug/Kg	10	12/08/20	SC	SW8082A
PCB-1260	ND	360	ug/Kg	10	12/08/20	SC	SW8082A
PCB-1262	ND	360	ug/Kg	10	12/08/20	SC	SW8082A
PCB-1268	ND	360	ug/Kg	10	12/08/20	SC	SW8082A
QA/QC Surrogates							
% DCBP	106		%	10	12/08/20	SC	30 - 150 %
% DCBP (Confirmation)	90		%	10	12/08/20	SC	30 - 150 %
% TCMX	78		%	10	12/08/20	SC	30 - 150 %
% TCMX (Confirmation)	77		%	10	12/08/20	SC	30 - 150 %

Project ID: SIMSBURY AVE
Client ID: CS-43

Phoenix I.D.: CH26413

Parameter	Result	RL/ PQL	Units	Dilution	Date/Time	By	Reference

RL/PQL=Reporting/Practical Quantitation Level ND=Not Detected BRL=Below Reporting Level
QA/QC Surrogates: Surrogates are compounds (preceeded with a %) added by the lab to determine analysis efficiency. Surrogate results(%) listed in the report are not "detected" compounds.

Comments:

All soils, solids and sludges are reported on a dry weight basis unless otherwise noted in the sample comments.

If you are the client above and have any questions concerning this testing, please do not hesitate to contact Phoenix Client Services at ext.200.
The contents of this report cannot be discussed with anyone other than the client listed above without their written consent.



Phyllis Shiller, Laboratory Director
December 11, 2020
Reviewed and Released by: Rashmi Makol, Project Manager

Environmental Laboratories, Inc.
587 East Middle Turnpike, P.O.Box 370, Manchester, CT 06045
Tel. (860) 645-1102 Fax (860) 645-0823

Analysis Report

December 11, 2020

FOR: Attn: Mr Jeff Wilson
Weston & Sampson
712 Brook Street Suite 103
Rocky Hill, CT 06067

Sample Information		Custody Information		Date	Time
Matrix:	SOIL	Collected by:		12/07/20	12:14
Location Code:	WESTSAMP-EVER$	Received by:	SW	12/07/20	16:44
Rush Request:	24 Hour	Analyzed by:	see "By" below		
P.O.#:					

Laboratory Data

SDG ID: GCH26400
Phoenix ID: CH26414

Project ID: SIMSBURY AVE
Client ID: CS-44

Parameter	Result	RL/ PQL	Units	Dilution	Date/Time	By	Reference
Percent Solid	88		%		12/07/20	CAJ	SW846-%Solid
Extraction of CT ETPH	Completed				12/07/20	G/M	SW3546
Extraction for PCB	Completed				12/07/20	-I/KL/JJ/C/	SW3540C
TPH by GC (Extractable Products)							
Ext. Petroleum H.C. (C9-C36)	ND	55	mg/Kg	1	12/08/20	JRB	CTETPH 8015D
Identification	ND		mg/Kg	1	12/08/20	JRB	CTETPH 8015D
QA/QC Surrogates							
% n-Pentacosane	97		%	1	12/08/20	JRB	50 - 150 %
PCB (Soxhlet SW3540C)							
PCB-1016	ND	370	ug/Kg	10	12/08/20	SC	SW8082A
PCB-1221	ND	370	ug/Kg	10	12/08/20	SC	SW8082A
PCB-1232	ND	370	ug/Kg	10	12/08/20	SC	SW8082A
PCB-1242	ND	370	ug/Kg	10	12/08/20	SC	SW8082A
PCB-1248	ND	370	ug/Kg	10	12/08/20	SC	SW8082A
PCB-1254	ND	370	ug/Kg	10	12/08/20	SC	SW8082A
PCB-1260	ND	370	ug/Kg	10	12/08/20	SC	SW8082A
PCB-1262	ND	370	ug/Kg	10	12/08/20	SC	SW8082A
PCB-1268	ND	370	ug/Kg	10	12/08/20	SC	SW8082A
QA/QC Surrogates							
% DCBP	72		%	10	12/08/20	SC	30 - 150 %
% DCBP (Confirmation)	66		%	10	12/08/20	SC	30 - 150 %
% TCMX	56		%	10	12/08/20	SC	30 - 150 %
% TCMX (Confirmation)	60		%	10	12/08/20	SC	30 - 150 %

Project ID: SIMSBURY AVE
Client ID: CS-44

Phoenix I.D.: CH26414

Parameter	Result	RL/ PQL	Units	Dilution	Date/Time	By	Reference

RL/PQL=Reporting/Practical Quantitation Level ND=Not Detected BRL=Below Reporting Level
QA/QC Surrogates: Surrogates are compounds (preceeded with a %) added by the lab to determine analysis efficiency. Surrogate results(%) listed in the report are not "detected" compounds.

Comments:

All soils, solids and sludges are reported on a dry weight basis unless otherwise noted in the sample comments.

If you are the client above and have any questions concerning this testing, please do not hesitate to contact Phoenix Client Services at ext.200.
The contents of this report cannot be discussed with anyone other than the client listed above without their written consent.



Phyllis Shiller, Laboratory Director
December 11, 2020
Reviewed and Released by: Rashmi Makol, Project Manager

Environmental Laboratories, Inc.
587 East Middle Turnpike, P.O.Box 370, Manchester, CT 06045
Tel. (860) 645-1102 Fax (860) 645-0823

Analysis Report

December 11, 2020

FOR: Attn: Mr Jeff Wilson
Weston & Sampson
712 Brook Street Suite 103
Rocky Hill, CT 06067

Sample Information		Custody Information		Date	Time
Matrix:	SOIL	Collected by:		12/07/20	12:15
Location Code:	WESTSAMP-EVER$	Received by:	SW	12/07/20	16:44
Rush Request:	24 Hour	Analyzed by:	see "By" below		
P.O.#:					

Laboratory Data

SDG ID: GCH26400
Phoenix ID: CH26415

Project ID: SIMSBURY AVE
Client ID: CS-45

Parameter	Result	RL/ PQL	Units	Dilution	Date/Time	By	Reference
Percent Solid	93		%		12/07/20	CAJ	SW846-%Solid
Extraction for PCB	Completed				12/07/20	-I/KL/JJ/C/	SW3540C
PCB (Soxhlet SW3540C)							
PCB-1016	ND	360	ug/Kg	10	12/08/20	SC	SW8082A
PCB-1221	ND	360	ug/Kg	10	12/08/20	SC	SW8082A
PCB-1232	ND	360	ug/Kg	10	12/08/20	SC	SW8082A
PCB-1242	ND	360	ug/Kg	10	12/08/20	SC	SW8082A
PCB-1248	ND	360	ug/Kg	10	12/08/20	SC	SW8082A
PCB-1254	ND	360	ug/Kg	10	12/08/20	SC	SW8082A
PCB-1260	ND	360	ug/Kg	10	12/08/20	SC	SW8082A
PCB-1262	ND	360	ug/Kg	10	12/08/20	SC	SW8082A
PCB-1268	ND	360	ug/Kg	10	12/08/20	SC	SW8082A
QA/QC Surrogates							
% DCBP	94		%	10	12/08/20	SC	30 - 150 %
% DCBP (Confirmation)	86		%	10	12/08/20	SC	30 - 150 %
% TCMX	31		%	10	12/08/20	SC	30 - 150 %
% TCMX (Confirmation)	33		%	10	12/08/20	SC	30 - 150 %

Project ID: SIMSBURY AVE
Client ID: CS-45

Phoenix I.D.: CH26415

Parameter	Result	RL/ PQL	Units	Dilution	Date/Time	By	Reference

RL/PQL=Reporting/Practical Quantitation Level ND=Not Detected BRL=Below Reporting Level
QA/QC Surrogates: Surrogates are compounds (preceeded with a %) added by the lab to determine analysis efficiency. Surrogate results(%) listed in the report are not "detected" compounds.

Comments:

All soils, solids and sludges are reported on a dry weight basis unless otherwise noted in the sample comments.

If you are the client above and have any questions concerning this testing, please do not hesitate to contact Phoenix Client Services at ext.200.
The contents of this report cannot be discussed with anyone other than the client listed above without their written consent.



Phyllis Shiller, Laboratory Director
December 11, 2020
Reviewed and Released by: Rashmi Makol, Project Manager

Environmental Laboratories, Inc.
587 East Middle Turnpike, P.O.Box 370, Manchester, CT 06045
Tel. (860) 645-1102 Fax (860) 645-0823

Analysis Report

December 11, 2020

FOR: Attn: Mr Jeff Wilson
Weston & Sampson
712 Brook Street Suite 103
Rocky Hill, CT 06067

Sample Information		Custody Information		Date	Time
Matrix:	SOIL	Collected by:		12/07/20	12:16
Location Code:	WESTSAMP-EVER$	Received by:	SW	12/07/20	16:44
Rush Request:	24 Hour	Analyzed by:	see "By" below		
P.O.#:					

Laboratory Data

SDG ID: GCH26400
Phoenix ID: CH26416

Project ID: SIMSBURY AVE
Client ID: CS-46

Parameter	Result	RL/ PQL	Units	Dilution	Date/Time	By	Reference
Percent Solid	88		%		12/07/20	CAJ	SW846-%Solid
Extraction for PCB	Completed				12/07/20	-I/KL/JJ/C/	SW3540C
PCB (Soxhlet SW3540C)							
PCB-1016	ND	370	ug/Kg	10	12/08/20	SC	SW8082A
PCB-1221	ND	370	ug/Kg	10	12/08/20	SC	SW8082A
PCB-1232	ND	370	ug/Kg	10	12/08/20	SC	SW8082A
PCB-1242	ND	370	ug/Kg	10	12/08/20	SC	SW8082A
PCB-1248	ND	370	ug/Kg	10	12/08/20	SC	SW8082A
PCB-1254	ND	370	ug/Kg	10	12/08/20	SC	SW8082A
PCB-1260	ND	370	ug/Kg	10	12/08/20	SC	SW8082A
PCB-1262	ND	370	ug/Kg	10	12/08/20	SC	SW8082A
PCB-1268	ND	370	ug/Kg	10	12/08/20	SC	SW8082A
QA/QC Surrogates							
% DCBP	107		%	10	12/08/20	SC	30 - 150 %
% DCBP (Confirmation)	102		%	10	12/08/20	SC	30 - 150 %
% TCMX	73		%	10	12/08/20	SC	30 - 150 %
% TCMX (Confirmation)	72		%	10	12/08/20	SC	30 - 150 %

Project ID: SIMSBURY AVE
Client ID: CS-46

Phoenix I.D.: CH26416

Parameter	Result	RL/ PQL	Units	Dilution	Date/Time	By	Reference

RL/PQL=Reporting/Practical Quantitation Level ND=Not Detected BRL=Below Reporting Level
QA/QC Surrogates: Surrogates are compounds (preceeded with a %) added by the lab to determine analysis efficiency. Surrogate results(%) listed in the report are not "detected" compounds.

Comments:

All soils, solids and sludges are reported on a dry weight basis unless otherwise noted in the sample comments.

If you are the client above and have any questions concerning this testing, please do not hesitate to contact Phoenix Client Services at ext.200.
The contents of this report cannot be discussed with anyone other than the client listed above without their written consent.



Phyllis Shiller, Laboratory Director
December 11, 2020
Reviewed and Released by: Rashmi Makol, Project Manager

Environmental Laboratories, Inc.
587 East Middle Turnpike, P.O.Box 370, Manchester, CT 06045
Tel. (860) 645-1102 Fax (860) 645-0823

Analysis Report

December 11, 2020

FOR: Attn: Mr Jeff Wilson
Weston & Sampson
712 Brook Street Suite 103
Rocky Hill, CT 06067

Sample Information		Custody Information		Date	Time
Matrix:	SOIL	Collected by:		12/07/20	12:17
Location Code:	WESTSAMP-EVER$	Received by:	SW	12/07/20	16:44
Rush Request:	24 Hour	Analyzed by:	see "By" below		
P.O.#:					

Laboratory Data

SDG ID: GCH26400
Phoenix ID: CH26417

Project ID: SIMSBURY AVE
Client ID: CS-47

Parameter	Result	RL/ PQL	Units	Dilution	Date/Time	By	Reference
Percent Solid	87		%		12/07/20	CAJ	SW846-%Solid
Extraction of CT ETPH	Completed				12/07/20	G/M	SW3546
Extraction for PCB	Completed				12/07/20	-I/KL/JJ/C/	SW3540C
TPH by GC (Extractable Products)							
Ext. Petroleum H.C. (C9-C36)	ND	57	mg/Kg	1	12/08/20	JRB	CTETPH 8015D
Identification	ND		mg/Kg	1	12/08/20	JRB	CTETPH 8015D
QA/QC Surrogates							
% n-Pentacosane	90		%	1	12/08/20	JRB	50 - 150 %
PCB (Soxhlet SW3540C)							
PCB-1016	ND	380	ug/Kg	10	12/08/20	SC	SW8082A
PCB-1221	ND	380	ug/Kg	10	12/08/20	SC	SW8082A
PCB-1232	ND	380	ug/Kg	10	12/08/20	SC	SW8082A
PCB-1242	ND	380	ug/Kg	10	12/08/20	SC	SW8082A
PCB-1248	ND	380	ug/Kg	10	12/08/20	SC	SW8082A
PCB-1254	ND	380	ug/Kg	10	12/08/20	SC	SW8082A
PCB-1260	ND	380	ug/Kg	10	12/08/20	SC	SW8082A
PCB-1262	ND	380	ug/Kg	10	12/08/20	SC	SW8082A
PCB-1268	ND	380	ug/Kg	10	12/08/20	SC	SW8082A
QA/QC Surrogates							
% DCBP	84		%	10	12/08/20	SC	30 - 150 %
% DCBP (Confirmation)	68		%	10	12/08/20	SC	30 - 150 %
% TCMX	62		%	10	12/08/20	SC	30 - 150 %
% TCMX (Confirmation)	60		%	10	12/08/20	SC	30 - 150 %

Project ID: SIMSBURY AVE
Client ID: CS-47

Phoenix I.D.: CH26417

Parameter	Result	RL/ PQL	Units	Dilution	Date/Time	By	Reference

RL/PQL=Reporting/Practical Quantitation Level ND=Not Detected BRL=Below Reporting Level
QA/QC Surrogates: Surrogates are compounds (preceeded with a %) added by the lab to determine analysis efficiency. Surrogate results(%) listed in the report are not "detected" compounds.

Comments:

All soils, solids and sludges are reported on a dry weight basis unless otherwise noted in the sample comments.

If you are the client above and have any questions concerning this testing, please do not hesitate to contact Phoenix Client Services at ext.200.
The contents of this report cannot be discussed with anyone other than the client listed above without their written consent.



Phyllis Shiller, Laboratory Director
December 11, 2020
Reviewed and Released by: Rashmi Makol, Project Manager

Environmental Laboratories, Inc.
587 East Middle Turnpike, P.O.Box 370, Manchester, CT 06045
Tel. (860) 645-1102 Fax (860) 645-0823

Analysis Report

December 11, 2020

FOR: Attn: Mr Jeff Wilson
Weston & Sampson
712 Brook Street Suite 103
Rocky Hill, CT 06067

Sample Information		Custody Information		Date	Time
Matrix:	SOIL	Collected by:		12/07/20	12:18
Location Code:	WESTSAMP-EVER$	Received by:	SW	12/07/20	16:44
Rush Request:	24 Hour	Analyzed by:	see "By" below		
P.O.#:					

Laboratory Data

SDG ID: GCH26400
Phoenix ID: CH26418

Project ID: SIMSBURY AVE
Client ID: CS-48

Parameter	Result	RL/ PQL	Units	Dilution	Date/Time	By	Reference
Percent Solid	94		%		12/07/20	CAJ	SW846-%Solid
Extraction for PCB	Completed				12/07/20	-I/KL/JJ/C/	SW3540C
PCB (Soxhlet SW3540C)							
PCB-1016	ND	350	ug/Kg	10	12/08/20	SC	SW8082A
PCB-1221	ND	350	ug/Kg	10	12/08/20	SC	SW8082A
PCB-1232	ND	350	ug/Kg	10	12/08/20	SC	SW8082A
PCB-1242	ND	350	ug/Kg	10	12/08/20	SC	SW8082A
PCB-1248	ND	350	ug/Kg	10	12/08/20	SC	SW8082A
PCB-1254	ND	350	ug/Kg	10	12/08/20	SC	SW8082A
PCB-1260	ND	350	ug/Kg	10	12/08/20	SC	SW8082A
PCB-1262	ND	350	ug/Kg	10	12/08/20	SC	SW8082A
PCB-1268	ND	350	ug/Kg	10	12/08/20	SC	SW8082A
QA/QC Surrogates							
% DCBP	85		%	10	12/08/20	SC	30 - 150 %
% DCBP (Confirmation)	108		%	10	12/08/20	SC	30 - 150 %
% TCMX	71		%	10	12/08/20	SC	30 - 150 %
% TCMX (Confirmation)	69		%	10	12/08/20	SC	30 - 150 %

Project ID: SIMSBURY AVE
Client ID: CS-48

Phoenix I.D.: CH26418

Parameter	Result	RL/ PQL	Units	Dilution	Date/Time	By	Reference

RL/PQL=Reporting/Practical Quantitation Level ND=Not Detected BRL=Below Reporting Level
QA/QC Surrogates: Surrogates are compounds (preceeded with a %) added by the lab to determine analysis efficiency. Surrogate results(%) listed in the report are not "detected" compounds.

Comments:

All soils, solids and sludges are reported on a dry weight basis unless otherwise noted in the sample comments.

If you are the client above and have any questions concerning this testing, please do not hesitate to contact Phoenix Client Services at ext.200.
The contents of this report cannot be discussed with anyone other than the client listed above without their written consent.



Phyllis Shiller, Laboratory Director
December 11, 2020
Reviewed and Released by: Rashmi Makol, Project Manager

Environmental Laboratories, Inc.
587 East Middle Turnpike, P.O.Box 370, Manchester, CT 06045
Tel. (860) 645-1102 Fax (860) 645-0823

Analysis Report

December 11, 2020

FOR: Attn: Mr Jeff Wilson
Weston & Sampson
712 Brook Street Suite 103
Rocky Hill, CT 06067

Sample Information		Custody Information		Date	Time
Matrix:	SOIL	Collected by:		12/07/20	12:19
Location Code:	WESTSAMP-EVER$	Received by:	SW	12/07/20	16:44
Rush Request:	24 Hour	Analyzed by:	see "By" below		
P.O.#:					

Laboratory Data

SDG ID: GCH26400
Phoenix ID: CH26419

Project ID: SIMSBURY AVE
Client ID: CS-49

Parameter	Result	RL/ PQL	Units	Dilution	Date/Time	By	Reference
Percent Solid	92		%		12/07/20	CAJ	SW846-%Solid
Extraction for PCB	Completed				12/07/20	-I/KL/JJ/C/	SW3540C
PCB (Soxhlet SW3540C)							
PCB-1016	ND	360	ug/Kg	10	12/08/20	SC	SW8082A
PCB-1221	ND	360	ug/Kg	10	12/08/20	SC	SW8082A
PCB-1232	ND	360	ug/Kg	10	12/08/20	SC	SW8082A
PCB-1242	ND	360	ug/Kg	10	12/08/20	SC	SW8082A
PCB-1248	ND	360	ug/Kg	10	12/08/20	SC	SW8082A
PCB-1254	ND	360	ug/Kg	10	12/08/20	SC	SW8082A
PCB-1260	ND	360	ug/Kg	10	12/08/20	SC	SW8082A
PCB-1262	ND	360	ug/Kg	10	12/08/20	SC	SW8082A
PCB-1268	ND	360	ug/Kg	10	12/08/20	SC	SW8082A
QA/QC Surrogates							
% DCBP	98		%	10	12/08/20	SC	30 - 150 %
% DCBP (Confirmation)	88		%	10	12/08/20	SC	30 - 150 %
% TCMX	100		%	10	12/08/20	SC	30 - 150 %
% TCMX (Confirmation)	96		%	10	12/08/20	SC	30 - 150 %

Project ID: SIMSBURY AVE
Client ID: CS-49

Phoenix I.D.: CH26419

Parameter	Result	RL/ PQL	Units	Dilution	Date/Time	By	Reference

RL/PQL=Reporting/Practical Quantitation Level ND=Not Detected BRL=Below Reporting Level
QA/QC Surrogates: Surrogates are compounds (preceeded with a %) added by the lab to determine analysis efficiency. Surrogate results(%) listed in the report are not "detected" compounds.

Comments:

All soils, solids and sludges are reported on a dry weight basis unless otherwise noted in the sample comments.

If you are the client above and have any questions concerning this testing, please do not hesitate to contact Phoenix Client Services at ext.200.
The contents of this report cannot be discussed with anyone other than the client listed above without their written consent.



Phyllis Shiller, Laboratory Director
December 11, 2020
Reviewed and Released by: Rashmi Makol, Project Manager

Environmental Laboratories, Inc.
587 East Middle Turnpike, P.O.Box 370, Manchester, CT 06045
Tel. (860) 645-1102 Fax (860) 645-0823

Analysis Report

December 11, 2020

FOR: Attn: Mr Jeff Wilson
Weston & Sampson
712 Brook Street Suite 103
Rocky Hill, CT 06067

Sample Information		Custody Information		Date	Time
Matrix:	SOIL	Collected by:		12/07/20	12:20
Location Code:	WESTSAMP-EVER$	Received by:	SW	12/07/20	16:44
Rush Request:	24 Hour	Analyzed by:	see "By" below		
P.O.#:					

Laboratory Data

SDG ID: GCH26400
Phoenix ID: CH26420

Project ID: SIMSBURY AVE
Client ID: CS-50

Parameter	Result	RL/ PQL	Units	Dilution	Date/Time	By	Reference	
Percent Solid	92		%		12/07/20	CAJ	SW846-%Solid	
Extraction for PCB	Completed				12/07/20	-I/KL/JJ/C/	SW3540C	
PCB (Soxhlet SW3540C)								
PCB-1016	ND	360	ug/Kg	10	12/08/20	SC	SW8082A	
PCB-1221	ND	360	ug/Kg	10	12/08/20	SC	SW8082A	
PCB-1232	ND	360	ug/Kg	10	12/08/20	SC	SW8082A	
PCB-1242	ND	360	ug/Kg	10	12/08/20	SC	SW8082A	
PCB-1248	ND	360	ug/Kg	10	12/08/20	SC	SW8082A	
PCB-1254	ND	360	ug/Kg	10	12/08/20	SC	SW8082A	
PCB-1260	ND	360	ug/Kg	10	12/08/20	SC	SW8082A	
PCB-1262	ND	360	ug/Kg	10	12/08/20	SC	SW8082A	
PCB-1268	ND	360	ug/Kg	10	12/08/20	SC	SW8082A	
QA/QC Surrogates								
% DCBP	72		%	10	12/08/20	SC	30 - 150 %	
% DCBP (Confirmation)	92		%	10	12/08/20	SC	30 - 150 %	
% TCMX	38		%	10	12/08/20	SC	30 - 150 %	
% TCMX (Confirmation)	28		%	10	12/08/20	SC	30 - 150 %	3

Project ID: SIMSBURY AVE
Client ID: CS-50

Phoenix I.D.: CH26420

Parameter	Result	RL/ PQL	Units	Dilution	Date/Time	By	Reference

3 = This parameter exceeds laboratory specified limits.

RL/PQL=Reporting/Practical Quantitation Level ND=Not Detected BRL=Below Reporting Level
QA/QC Surrogates: Surrogates are compounds (preceeded with a %) added by the lab to determine analysis efficiency. Surrogate results(%) listed in the report are not "detected" compounds.

Comments:

All soils, solids and sludges are reported on a dry weight basis unless otherwise noted in the sample comments.

If you are the client above and have any questions concerning this testing, please do not hesitate to contact Phoenix Client Services at ext.200.
The contents of this report cannot be discussed with anyone other than the client listed above without their written consent.

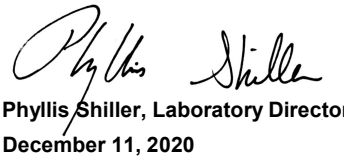

Phyllis Shiller, Laboratory Director
December 11, 2020
Reviewed and Released by: Rashmi Makol, Project Manager

Environmental Laboratories, Inc.
587 East Middle Turnpike, P.O.Box 370, Manchester, CT 06045
Tel. (860) 645-1102 Fax (860) 645-0823

Analysis Report

December 11, 2020

FOR: Attn: Mr Jeff Wilson
Weston & Sampson
712 Brook Street Suite 103
Rocky Hill, CT 06067

Sample Information		Custody Information		Date	Time
Matrix:	SOIL	Collected by:		12/07/20	12:21
Location Code:	WESTSAMP-EVER$	Received by:	SW	12/07/20	16:44
Rush Request:	24 Hour	Analyzed by:	see "By" below		
P.O.#:					

Laboratory Data

SDG ID: GCH26400
Phoenix ID: CH26421

Project ID: SIMSBURY AVE
Client ID: CS-51

Parameter	Result	RL/ PQL	Units	Dilution	Date/Time	By	Reference
Percent Solid	91		%		12/07/20	CAJ	SW846-%Solid
Extraction for PCB	Completed				12/07/20	-I/KL/JJ/C/	SW3540C
PCB (Soxhlet SW3540C)							
PCB-1016	ND	360	ug/Kg	10	12/08/20	SC	SW8082A
PCB-1221	ND	360	ug/Kg	10	12/08/20	SC	SW8082A
PCB-1232	ND	360	ug/Kg	10	12/08/20	SC	SW8082A
PCB-1242	ND	360	ug/Kg	10	12/08/20	SC	SW8082A
PCB-1248	ND	360	ug/Kg	10	12/08/20	SC	SW8082A
PCB-1254	ND	360	ug/Kg	10	12/08/20	SC	SW8082A
PCB-1260	ND	360	ug/Kg	10	12/08/20	SC	SW8082A
PCB-1262	ND	360	ug/Kg	10	12/08/20	SC	SW8082A
PCB-1268	ND	360	ug/Kg	10	12/08/20	SC	SW8082A
QA/QC Surrogates							
% DCBP	75		%	10	12/08/20	SC	30 - 150 %
% DCBP (Confirmation)	95		%	10	12/08/20	SC	30 - 150 %
% TCMX	89		%	10	12/08/20	SC	30 - 150 %
% TCMX (Confirmation)	88		%	10	12/08/20	SC	30 - 150 %

Project ID: SIMSBURY AVE
Client ID: CS-51

Phoenix I.D.: CH26421

Parameter	Result	RL/ PQL	Units	Dilution	Date/Time	By	Reference

RL/PQL=Reporting/Practical Quantitation Level ND=Not Detected BRL=Below Reporting Level
QA/QC Surrogates: Surrogates are compounds (preceeded with a %) added by the lab to determine analysis efficiency. Surrogate results(%) listed in the report are not "detected" compounds.

Comments:

All soils, solids and sludges are reported on a dry weight basis unless otherwise noted in the sample comments.

If you are the client above and have any questions concerning this testing, please do not hesitate to contact Phoenix Client Services at ext.200.
The contents of this report cannot be discussed with anyone other than the client listed above without their written consent.



Phyllis Shiller, Laboratory Director
December 11, 2020
Reviewed and Released by: Rashmi Makol, Project Manager

Environmental Laboratories, Inc.
587 East Middle Turnpike, P.O.Box 370, Manchester, CT 06045
Tel. (860) 645-1102 Fax (860) 645-0823

Analysis Report

December 11, 2020

FOR: Attn: Mr Jeff Wilson
Weston & Sampson
712 Brook Street Suite 103
Rocky Hill, CT 06067

Sample Information		Custody Information		Date	Time
Matrix:	SOIL	Collected by:		12/07/20	12:22
Location Code:	WESTSAMP-EVER$	Received by:	SW	12/07/20	16:44
Rush Request:	24 Hour	Analyzed by:	see "By" below		
P.O.#:					

Laboratory Data

SDG ID: GCH26400
Phoenix ID: CH26422

Project ID: SIMSBURY AVE
Client ID: CS-52

Parameter	Result	RL/ PQL	Units	Dilution	Date/Time	By	Reference
Percent Solid	90		%		12/07/20	CAJ	SW846-%Solid
Extraction for PCB	Completed				12/07/20	-I/KL/JJ/C/	SW3540C
PCB (Soxhlet SW3540C)							
PCB-1016	ND	370	ug/Kg	10	12/08/20	SC	SW8082A
PCB-1221	ND	370	ug/Kg	10	12/08/20	SC	SW8082A
PCB-1232	ND	370	ug/Kg	10	12/08/20	SC	SW8082A
PCB-1242	ND	370	ug/Kg	10	12/08/20	SC	SW8082A
PCB-1248	ND	370	ug/Kg	10	12/08/20	SC	SW8082A
PCB-1254	ND	370	ug/Kg	10	12/08/20	SC	SW8082A
PCB-1260	ND	370	ug/Kg	10	12/08/20	SC	SW8082A
PCB-1262	ND	370	ug/Kg	10	12/08/20	SC	SW8082A
PCB-1268	ND	370	ug/Kg	10	12/08/20	SC	SW8082A
QA/QC Surrogates							
% DCBP	58		%	10	12/08/20	SC	30 - 150 %
% DCBP (Confirmation)	66		%	10	12/08/20	SC	30 - 150 %
% TCMX	56		%	10	12/08/20	SC	30 - 150 %
% TCMX (Confirmation)	50		%	10	12/08/20	SC	30 - 150 %

Project ID: SIMSBURY AVE
Client ID: CS-52

Phoenix I.D.: CH26422

Parameter	Result	RL/ PQL	Units	Dilution	Date/Time	By	Reference

RL/PQL=Reporting/Practical Quantitation Level ND=Not Detected BRL=Below Reporting Level
QA/QC Surrogates: Surrogates are compounds (preceeded with a %) added by the lab to determine analysis efficiency. Surrogate results(%) listed in the report are not "detected" compounds.

Comments:

All soils, solids and sludges are reported on a dry weight basis unless otherwise noted in the sample comments.

If you are the client above and have any questions concerning this testing, please do not hesitate to contact Phoenix Client Services at ext.200.
The contents of this report cannot be discussed with anyone other than the client listed above without their written consent.



Phyllis Shiller, Laboratory Director
December 11, 2020
Reviewed and Released by: Rashmi Makol, Project Manager

Environmental Laboratories, Inc.
587 East Middle Turnpike, P.O.Box 370, Manchester, CT 06045
Tel. (860) 645-1102 Fax (860) 645-0823

Analysis Report

December 11, 2020

FOR: Attn: Mr Jeff Wilson
Weston & Sampson
712 Brook Street Suite 103
Rocky Hill, CT 06067

Sample Information		Custody Information		Date	Time
Matrix:	SOIL	Collected by:		12/07/20	12:23
Location Code:	WESTSAMP-EVER$	Received by:	SW	12/07/20	16:44
Rush Request:	24 Hour	Analyzed by:	see "By" below		
P.O.#:					

Laboratory Data

SDG ID: GCH26400
Phoenix ID: CH26423

Project ID: SIMSBURY AVE
Client ID: CS-53

Parameter	Result	RL/ PQL	Units	Dilution	Date/Time	By	Reference
Percent Solid	89		%		12/07/20	CAJ	SW846-%Solid
Extraction for PCB	Completed				12/07/20	-I/KL/JJ/C/	SW3540C
PCB (Soxhlet SW3540C)							
PCB-1016	ND	370	ug/Kg	10	12/08/20	SC	SW8082A
PCB-1221	ND	370	ug/Kg	10	12/08/20	SC	SW8082A
PCB-1232	ND	370	ug/Kg	10	12/08/20	SC	SW8082A
PCB-1242	ND	370	ug/Kg	10	12/08/20	SC	SW8082A
PCB-1248	ND	370	ug/Kg	10	12/08/20	SC	SW8082A
PCB-1254	ND	370	ug/Kg	10	12/08/20	SC	SW8082A
PCB-1260	ND	370	ug/Kg	10	12/08/20	SC	SW8082A
PCB-1262	ND	370	ug/Kg	10	12/08/20	SC	SW8082A
PCB-1268	ND	370	ug/Kg	10	12/08/20	SC	SW8082A
QA/QC Surrogates							
% DCBP	66		%	10	12/08/20	SC	30 - 150 %
% DCBP (Confirmation)	80		%	10	12/08/20	SC	30 - 150 %
% TCMX	88		%	10	12/08/20	SC	30 - 150 %
% TCMX (Confirmation)	77		%	10	12/08/20	SC	30 - 150 %

Project ID: SIMSBURY AVE
Client ID: CS-53

Phoenix I.D.: CH26423

Parameter	Result	RL/ PQL	Units	Dilution	Date/Time	By	Reference

RL/PQL=Reporting/Practical Quantitation Level ND=Not Detected BRL=Below Reporting Level
QA/QC Surrogates: Surrogates are compounds (preceeded with a %) added by the lab to determine analysis efficiency. Surrogate results(%) listed in the report are not "detected" compounds.

Comments:

All soils, solids and sludges are reported on a dry weight basis unless otherwise noted in the sample comments.

If you are the client above and have any questions concerning this testing, please do not hesitate to contact Phoenix Client Services at ext.200.
The contents of this report cannot be discussed with anyone other than the client listed above without their written consent.



Phyllis Shiller, Laboratory Director
December 11, 2020
Reviewed and Released by: Rashmi Makol, Project Manager

Environmental Laboratories, Inc.
587 East Middle Turnpike, P.O.Box 370, Manchester, CT 06045
Tel. (860) 645-1102 Fax (860) 645-0823

Analysis Report

December 11, 2020

FOR: Attn: Mr Jeff Wilson
Weston & Sampson
712 Brook Street Suite 103
Rocky Hill, CT 06067

Sample Information		Custody Information		Date	Time
Matrix:	SOIL	Collected by:		12/07/20	12:24
Location Code:	WESTSAMP-EVER$	Received by:	SW	12/07/20	16:44
Rush Request:	24 Hour	Analyzed by:	see "By" below		
P.O.#:					

Laboratory Data

SDG ID: GCH26400
Phoenix ID: CH26424

Project ID: SIMSBURY AVE
Client ID: CS-54

Parameter	Result	RL/ PQL	Units	Dilution	Date/Time	By	Reference
Percent Solid	90		%		12/07/20	CAJ	SW846-%Solid
Extraction for PCB	Completed				12/07/20	-I/KL/JJ/C/	SW3540C
PCB (Soxhlet SW3540C)							
PCB-1016	ND	370	ug/Kg	10	12/08/20	SC	SW8082A
PCB-1221	ND	370	ug/Kg	10	12/08/20	SC	SW8082A
PCB-1232	ND	370	ug/Kg	10	12/08/20	SC	SW8082A
PCB-1242	ND	370	ug/Kg	10	12/08/20	SC	SW8082A
PCB-1248	ND	370	ug/Kg	10	12/08/20	SC	SW8082A
PCB-1254	ND	370	ug/Kg	10	12/08/20	SC	SW8082A
PCB-1260	ND	370	ug/Kg	10	12/08/20	SC	SW8082A
PCB-1262	ND	370	ug/Kg	10	12/08/20	SC	SW8082A
PCB-1268	ND	370	ug/Kg	10	12/08/20	SC	SW8082A
QA/QC Surrogates							
% DCBP	82		%	10	12/08/20	SC	30 - 150 %
% DCBP (Confirmation)	69		%	10	12/08/20	SC	30 - 150 %
% TCMX	59		%	10	12/08/20	SC	30 - 150 %
% TCMX (Confirmation)	60		%	10	12/08/20	SC	30 - 150 %

Project ID: SIMSBURY AVE
Client ID: CS-54

Phoenix I.D.: CH26424

Parameter	Result	RL/ PQL	Units	Dilution	Date/Time	By	Reference

RL/PQL=Reporting/Practical Quantitation Level ND=Not Detected BRL=Below Reporting Level
QA/QC Surrogates: Surrogates are compounds (preceeded with a %) added by the lab to determine analysis efficiency. Surrogate results(%) listed in the report are not "detected" compounds.

Comments:

All soils, solids and sludges are reported on a dry weight basis unless otherwise noted in the sample comments.

If you are the client above and have any questions concerning this testing, please do not hesitate to contact Phoenix Client Services at ext.200.
The contents of this report cannot be discussed with anyone other than the client listed above without their written consent.



Phyllis Shiller, Laboratory Director
December 11, 2020
Reviewed and Released by: Rashmi Makol, Project Manager

Environmental Laboratories, Inc.
587 East Middle Turnpike, P.O.Box 370, Manchester, CT 06045
Tel. (860) 645-1102 Fax (860) 645-0823

Analysis Report

December 11, 2020

FOR: Attn: Mr Jeff Wilson
Weston & Sampson
712 Brook Street Suite 103
Rocky Hill, CT 06067

Sample Information		Custody Information		Date	Time
Matrix:	SOIL	Collected by:		12/07/20	12:25
Location Code:	WESTSAMP-EVER$	Received by:	SW	12/07/20	16:44
Rush Request:	24 Hour	Analyzed by:	see "By" below		
P.O.#:					

Laboratory Data

SDG ID: GCH26400
Phoenix ID: CH26425

Project ID: SIMSBURY AVE
Client ID: CS-55

Parameter	Result	RL/ PQL	Units	Dilution	Date/Time	By	Reference
Percent Solid	90		%		12/07/20	CAJ	SW846-%Solid
Extraction for PCB	Completed				12/07/20	-I/KL/JJ/C/	SW3540C
PCB (Soxhlet SW3540C)							
PCB-1016	ND	360	ug/Kg	10	12/08/20	SC	SW8082A
PCB-1221	ND	360	ug/Kg	10	12/08/20	SC	SW8082A
PCB-1232	ND	360	ug/Kg	10	12/08/20	SC	SW8082A
PCB-1242	ND	360	ug/Kg	10	12/08/20	SC	SW8082A
PCB-1248	ND	360	ug/Kg	10	12/08/20	SC	SW8082A
PCB-1254	ND	360	ug/Kg	10	12/08/20	SC	SW8082A
PCB-1260	ND	360	ug/Kg	10	12/08/20	SC	SW8082A
PCB-1262	ND	360	ug/Kg	10	12/08/20	SC	SW8082A
PCB-1268	ND	360	ug/Kg	10	12/08/20	SC	SW8082A
QA/QC Surrogates							
% DCBP	62		%	10	12/08/20	SC	30 - 150 %
% DCBP (Confirmation)	71		%	10	12/08/20	SC	30 - 150 %
% TCMX	66		%	10	12/08/20	SC	30 - 150 %
% TCMX (Confirmation)	61		%	10	12/08/20	SC	30 - 150 %

Project ID: SIMSBURY AVE
Client ID: CS-55

Phoenix I.D.: CH26425

Parameter	Result	RL/ PQL	Units	Dilution	Date/Time	By	Reference

RL/PQL=Reporting/Practical Quantitation Level ND=Not Detected BRL=Below Reporting Level
QA/QC Surrogates: Surrogates are compounds (preceeded with a %) added by the lab to determine analysis efficiency. Surrogate results(%) listed in the report are not "detected" compounds.

Comments:

All soils, solids and sludges are reported on a dry weight basis unless otherwise noted in the sample comments.

If you are the client above and have any questions concerning this testing, please do not hesitate to contact Phoenix Client Services at ext.200.
The contents of this report cannot be discussed with anyone other than the client listed above without their written consent.



Phyllis Shiller, Laboratory Director
December 11, 2020
Reviewed and Released by: Rashmi Makol, Project Manager

Environmental Laboratories, Inc.
587 East Middle Turnpike, P.O.Box 370, Manchester, CT 06045
Tel. (860) 645-1102 Fax (860) 645-0823

Analysis Report

December 11, 2020

FOR: Attn: Mr Jeff Wilson
Weston & Sampson
712 Brook Street Suite 103
Rocky Hill, CT 06067

Sample Information		Custody Information		Date	Time
Matrix:	SOIL	Collected by:		12/07/20	12:26
Location Code:	WESTSAMP-EVER$	Received by:	SW	12/07/20	16:44
Rush Request:	24 Hour	Analyzed by:	see "By" below		
P.O.#:					

Laboratory Data

SDG ID: GCH26400
Phoenix ID: CH26426

Project ID: SIMSBURY AVE
Client ID: CS-56

Parameter	Result	RL/ PQL	Units	Dilution	Date/Time	By	Reference
Percent Solid	92		%		12/07/20	CAJ	SW846-%Solid
Extraction for PCB	Completed				12/07/20	-I/KL/JJ/C/	SW3540C
PCB (Soxhlet SW3540C)							
PCB-1016	ND	360	ug/Kg	10	12/08/20	SC	SW8082A
PCB-1221	ND	360	ug/Kg	10	12/08/20	SC	SW8082A
PCB-1232	ND	360	ug/Kg	10	12/08/20	SC	SW8082A
PCB-1242	ND	360	ug/Kg	10	12/08/20	SC	SW8082A
PCB-1248	ND	360	ug/Kg	10	12/08/20	SC	SW8082A
PCB-1254	ND	360	ug/Kg	10	12/08/20	SC	SW8082A
PCB-1260	ND	360	ug/Kg	10	12/08/20	SC	SW8082A
PCB-1262	ND	360	ug/Kg	10	12/08/20	SC	SW8082A
PCB-1268	ND	360	ug/Kg	10	12/08/20	SC	SW8082A
QA/QC Surrogates							
% DCBP	48		%	10	12/08/20	SC	30 - 150 %
% DCBP (Confirmation)	59		%	10	12/08/20	SC	30 - 150 %
% TCMX	56		%	10	12/08/20	SC	30 - 150 %
% TCMX (Confirmation)	49		%	10	12/08/20	SC	30 - 150 %

Project ID: SIMSBURY AVE
Client ID: CS-56

Phoenix I.D.: CH26426

Parameter	Result	RL/ PQL	Units	Dilution	Date/Time	By	Reference

RL/PQL=Reporting/Practical Quantitation Level ND=Not Detected BRL=Below Reporting Level
QA/QC Surrogates: Surrogates are compounds (preceeded with a %) added by the lab to determine analysis efficiency. Surrogate results(%) listed in the report are not "detected" compounds.

Comments:

All soils, solids and sludges are reported on a dry weight basis unless otherwise noted in the sample comments.

If you are the client above and have any questions concerning this testing, please do not hesitate to contact Phoenix Client Services at ext.200.
The contents of this report cannot be discussed with anyone other than the client listed above without their written consent.



Phyllis Shiller, Laboratory Director
December 11, 2020
Reviewed and Released by: Rashmi Makol, Project Manager

Environmental Laboratories, Inc.
587 East Middle Turnpike, P.O.Box 370, Manchester, CT 06045
Tel. (860) 645-1102 Fax (860) 645-0823

Analysis Report

December 11, 2020

FOR: Attn: Mr Jeff Wilson
Weston & Sampson
712 Brook Street Suite 103
Rocky Hill, CT 06067

Sample Information		Custody Information		Date	Time
Matrix:	SOIL	Collected by:		12/07/20	12:27
Location Code:	WESTSAMP-EVER$	Received by:	SW	12/07/20	16:44
Rush Request:	24 Hour	Analyzed by:	see "By" below		
P.O.#:					

Laboratory Data

SDG ID: GCH26400
Phoenix ID: CH26427

Project ID: SIMSBURY AVE
Client ID: CS-57

Parameter	Result	RL/ PQL	Units	Dilution	Date/Time	By	Reference
Percent Solid	91		%		12/07/20	CAJ	SW846-%Solid
Extraction for PCB	Completed				12/07/20	-I/KL/JJ/C/	SW3540C
PCB (Soxhlet SW3540C)							
PCB-1016	ND	370	ug/Kg	10	12/08/20	SC	SW8082A
PCB-1221	ND	370	ug/Kg	10	12/08/20	SC	SW8082A
PCB-1232	ND	370	ug/Kg	10	12/08/20	SC	SW8082A
PCB-1242	ND	370	ug/Kg	10	12/08/20	SC	SW8082A
PCB-1248	ND	370	ug/Kg	10	12/08/20	SC	SW8082A
PCB-1254	ND	370	ug/Kg	10	12/08/20	SC	SW8082A
PCB-1260	ND	370	ug/Kg	10	12/08/20	SC	SW8082A
PCB-1262	ND	370	ug/Kg	10	12/08/20	SC	SW8082A
PCB-1268	ND	370	ug/Kg	10	12/08/20	SC	SW8082A
QA/QC Surrogates							
% DCBP	99		%	10	12/08/20	SC	30 - 150 %
% DCBP (Confirmation)	83		%	10	12/08/20	SC	30 - 150 %
% TCMX	76		%	10	12/08/20	SC	30 - 150 %
% TCMX (Confirmation)	81		%	10	12/08/20	SC	30 - 150 %

Project ID: SIMSBURY AVE
Client ID: CS-57

Phoenix I.D.: CH26427

Parameter	Result	RL/ PQL	Units	Dilution	Date/Time	By	Reference

RL/PQL=Reporting/Practical Quantitation Level ND=Not Detected BRL=Below Reporting Level
QA/QC Surrogates: Surrogates are compounds (preceeded with a %) added by the lab to determine analysis efficiency. Surrogate results(%) listed in the report are not "detected" compounds.

Comments:

All soils, solids and sludges are reported on a dry weight basis unless otherwise noted in the sample comments.

If you are the client above and have any questions concerning this testing, please do not hesitate to contact Phoenix Client Services at ext.200.
The contents of this report cannot be discussed with anyone other than the client listed above without their written consent.



Phyllis Shiller, Laboratory Director
December 11, 2020
Reviewed and Released by: Rashmi Makol, Project Manager

Environmental Laboratories, Inc.
587 East Middle Turnpike, P.O.Box 370, Manchester, CT 06045
Tel. (860) 645-1102 Fax (860) 645-0823

Analysis Report

December 11, 2020

FOR: Attn: Mr Jeff Wilson
Weston & Sampson
712 Brook Street Suite 103
Rocky Hill, CT 06067

Sample Information		Custody Information		Date	Time
Matrix:	SOIL	Collected by:		12/07/20	12:28
Location Code:	WESTSAMP-EVER$	Received by:	SW	12/07/20	16:44
Rush Request:	24 Hour	Analyzed by:	see "By" below		
P.O.#:					

Laboratory Data

SDG ID: GCH26400
Phoenix ID: CH26428

Project ID: SIMSBURY AVE
Client ID: CS-58

Parameter	Result	RL/ PQL	Units	Dilution	Date/Time	By	Reference
Percent Solid	90		%		12/07/20	CAJ	SW846-%Solid
Extraction for PCB	Completed				12/07/20	-I/KL/JJ/C/	SW3540C
PCB (Soxhlet SW3540C)							
PCB-1016	ND	360	ug/Kg	10	12/08/20	SC	SW8082A
PCB-1221	ND	360	ug/Kg	10	12/08/20	SC	SW8082A
PCB-1232	ND	360	ug/Kg	10	12/08/20	SC	SW8082A
PCB-1242	ND	360	ug/Kg	10	12/08/20	SC	SW8082A
PCB-1248	ND	360	ug/Kg	10	12/08/20	SC	SW8082A
PCB-1254	ND	360	ug/Kg	10	12/08/20	SC	SW8082A
PCB-1260	ND	360	ug/Kg	10	12/08/20	SC	SW8082A
PCB-1262	ND	360	ug/Kg	10	12/08/20	SC	SW8082A
PCB-1268	ND	360	ug/Kg	10	12/08/20	SC	SW8082A
QA/QC Surrogates							
% DCBP	83		%	10	12/08/20	SC	30 - 150 %
% DCBP (Confirmation)	71		%	10	12/08/20	SC	30 - 150 %
% TCMX	47		%	10	12/08/20	SC	30 - 150 %
% TCMX (Confirmation)	49		%	10	12/08/20	SC	30 - 150 %

Project ID: SIMSBURY AVE
Client ID: CS-58

Phoenix I.D.: CH26428

Parameter	Result	RL/ PQL	Units	Dilution	Date/Time	By	Reference

RL/PQL=Reporting/Practical Quantitation Level ND=Not Detected BRL=Below Reporting Level
QA/QC Surrogates: Surrogates are compounds (preceeded with a %) added by the lab to determine analysis efficiency. Surrogate results(%) listed in the report are not "detected" compounds.

Comments:

All soils, solids and sludges are reported on a dry weight basis unless otherwise noted in the sample comments.

If you are the client above and have any questions concerning this testing, please do not hesitate to contact Phoenix Client Services at ext.200.
The contents of this report cannot be discussed with anyone other than the client listed above without their written consent.



Phyllis Shiller, Laboratory Director
December 11, 2020
Reviewed and Released by: Rashmi Makol, Project Manager

Environmental Laboratories, Inc.
587 East Middle Turnpike, P.O.Box 370, Manchester, CT 06045
Tel. (860) 645-1102 Fax (860) 645-0823

Analysis Report

December 11, 2020

FOR: Attn: Mr Jeff Wilson
Weston & Sampson
712 Brook Street Suite 103
Rocky Hill, CT 06067

Sample Information		Custody Information		Date	Time
Matrix:	SOIL	Collected by:		12/07/20	12:29
Location Code:	WESTSAMP-EVER$	Received by:	SW	12/07/20	16:44
Rush Request:	24 Hour	Analyzed by:	see "By" below		
P.O.#:					

Laboratory Data

SDG ID: GCH26400
Phoenix ID: CH26429

Project ID: SIMSBURY AVE
Client ID: CS-59

Parameter	Result	RL/ PQL	Units	Dilution	Date/Time	By	Reference
Percent Solid	90		%		12/07/20	CAJ	SW846-%Solid
Extraction for PCB	Completed				12/07/20	-I/KL/JJ/C/	SW3540C
PCB (Soxhlet SW3540C)							
PCB-1016	ND	360	ug/Kg	10	12/08/20	SC	SW8082A
PCB-1221	ND	360	ug/Kg	10	12/08/20	SC	SW8082A
PCB-1232	ND	360	ug/Kg	10	12/08/20	SC	SW8082A
PCB-1242	ND	360	ug/Kg	10	12/08/20	SC	SW8082A
PCB-1248	ND	360	ug/Kg	10	12/08/20	SC	SW8082A
PCB-1254	ND	360	ug/Kg	10	12/08/20	SC	SW8082A
PCB-1260	ND	360	ug/Kg	10	12/08/20	SC	SW8082A
PCB-1262	ND	360	ug/Kg	10	12/08/20	SC	SW8082A
PCB-1268	ND	360	ug/Kg	10	12/08/20	SC	SW8082A
QA/QC Surrogates							
% DCBP	99		%	10	12/08/20	SC	30 - 150 %
% DCBP (Confirmation)	84		%	10	12/08/20	SC	30 - 150 %
% TCMX	40		%	10	12/08/20	SC	30 - 150 %
% TCMX (Confirmation)	40		%	10	12/08/20	SC	30 - 150 %

Project ID: SIMSBURY AVE
Client ID: CS-59

Phoenix I.D.: CH26429

Parameter	Result	RL/ PQL	Units	Dilution	Date/Time	By	Reference

RL/PQL=Reporting/Practical Quantitation Level ND=Not Detected BRL=Below Reporting Level
QA/QC Surrogates: Surrogates are compounds (preceeded with a %) added by the lab to determine analysis efficiency. Surrogate results(%) listed in the report are not "detected" compounds.

Comments:

All soils, solids and sludges are reported on a dry weight basis unless otherwise noted in the sample comments.

If you are the client above and have any questions concerning this testing, please do not hesitate to contact Phoenix Client Services at ext.200.
The contents of this report cannot be discussed with anyone other than the client listed above without their written consent.



Phyllis Shiller, Laboratory Director
December 11, 2020
Reviewed and Released by: Rashmi Makol, Project Manager

Environmental Laboratories, Inc.
587 East Middle Turnpike, P.O.Box 370, Manchester, CT 06045
Tel. (860) 645-1102 Fax (860) 645-0823

Analysis Report

December 11, 2020

FOR: Attn: Mr Jeff Wilson
Weston & Sampson
712 Brook Street Suite 103
Rocky Hill, CT 06067

Sample Information		Custody Information		Date	Time
Matrix:	SOIL	Collected by:		12/07/20	12:30
Location Code:	WESTSAMP-EVER$	Received by:	SW	12/07/20	16:44
Rush Request:	48 Hour	Analyzed by:	see "By" below		
P.O.#:					

Laboratory Data

SDG ID: GCH26400
Phoenix ID: CH26430

Project ID: SIMSBURY AVE
Client ID: CS-60

Parameter	Result	RL/ PQL	Units	Dilution	Date/Time	By	Reference
Percent Solid	90		%		12/07/20	CAJ	SW846-%Solid
Extraction for PCB	Completed				12/08/20	HH/CAJ	SW3540C
PCB (Soxhlet SW3540C)							
PCB-1016	ND	360	ug/Kg	10	12/09/20	SC	SW8082A
PCB-1221	ND	360	ug/Kg	10	12/09/20	SC	SW8082A
PCB-1232	ND	360	ug/Kg	10	12/09/20	SC	SW8082A
PCB-1242	ND	360	ug/Kg	10	12/09/20	SC	SW8082A
PCB-1248	ND	360	ug/Kg	10	12/09/20	SC	SW8082A
PCB-1254	ND	360	ug/Kg	10	12/09/20	SC	SW8082A
PCB-1260	ND	360	ug/Kg	10	12/09/20	SC	SW8082A
PCB-1262	ND	360	ug/Kg	10	12/09/20	SC	SW8082A
PCB-1268	ND	360	ug/Kg	10	12/09/20	SC	SW8082A
QA/QC Surrogates							
% DCBP	46		%	10	12/09/20	SC	30 - 150 %
% DCBP (Confirmation)	Interference		%	10	12/09/20	SC	30 - 150 %
% TCMX	48		%	10	12/09/20	SC	30 - 150 %
% TCMX (Confirmation)	46		%	10	12/09/20	SC	30 - 150 %

Project ID: SIMSBURY AVE
Client ID: CS-60

Phoenix I.D.: CH26430

Parameter	Result	RL/ PQL	Units	Dilution	Date/Time	By	Reference

RL/PQL=Reporting/Practical Quantitation Level ND=Not Detected BRL=Below Reporting Level
QA/QC Surrogates: Surrogates are compounds (preceeded with a %) added by the lab to determine analysis efficiency. Surrogate results(%) listed in the report are not "detected" compounds.

Comments:

All soils, solids and sludges are reported on a dry weight basis unless otherwise noted in the sample comments.

If you are the client above and have any questions concerning this testing, please do not hesitate to contact Phoenix Client Services at ext.200.
The contents of this report cannot be discussed with anyone other than the client listed above without their written consent.



Phyllis Shiller, Laboratory Director
December 11, 2020
Reviewed and Released by: Rashmi Makol, Project Manager

Environmental Laboratories, Inc.
587 East Middle Turnpike, P.O.Box 370, Manchester, CT 06045
Tel. (860) 645-1102 Fax (860) 645-0823

Analysis Report

December 11, 2020

FOR: Attn: Mr Jeff Wilson
Weston & Sampson
712 Brook Street Suite 103
Rocky Hill, CT 06067

Sample Information		Custody Information		Date	Time
Matrix:	SOIL	Collected by:		12/07/20	12:31
Location Code:	WESTSAMP-EVER$	Received by:	SW	12/07/20	16:44
Rush Request:	24 Hour	Analyzed by:	see "By" below		
P.O.#:					

Laboratory Data

SDG ID: GCH26400
Phoenix ID: CH26431

Project ID: SIMSBURY AVE
Client ID: CS-61

Parameter	Result	RL/ PQL	Units	Dilution	Date/Time	By	Reference
Percent Solid	90		%		12/07/20	CAJ	SW846-%Solid
Extraction for PCB	Completed				12/07/20	-I/KL/JJ/C/	SW3540C
PCB (Soxhlet SW3540C)							
PCB-1016	ND	360	ug/Kg	10	12/08/20	SC	SW8082A
PCB-1221	ND	360	ug/Kg	10	12/08/20	SC	SW8082A
PCB-1232	ND	360	ug/Kg	10	12/08/20	SC	SW8082A
PCB-1242	ND	360	ug/Kg	10	12/08/20	SC	SW8082A
PCB-1248	ND	360	ug/Kg	10	12/08/20	SC	SW8082A
PCB-1254	ND	360	ug/Kg	10	12/08/20	SC	SW8082A
PCB-1260	ND	360	ug/Kg	10	12/08/20	SC	SW8082A
PCB-1262	ND	360	ug/Kg	10	12/08/20	SC	SW8082A
PCB-1268	ND	360	ug/Kg	10	12/08/20	SC	SW8082A
QA/QC Surrogates							
% DCBP	84		%	10	12/08/20	SC	30 - 150 %
% DCBP (Confirmation)	93		%	10	12/08/20	SC	30 - 150 %
% TCMX	51		%	10	12/08/20	SC	30 - 150 %
% TCMX (Confirmation)	44		%	10	12/08/20	SC	30 - 150 %

Project ID: SIMSBURY AVE
Client ID: CS-61

Phoenix I.D.: CH26431

Parameter	Result	RL/ PQL	Units	Dilution	Date/Time	By	Reference

RL/PQL=Reporting/Practical Quantitation Level ND=Not Detected BRL=Below Reporting Level
QA/QC Surrogates: Surrogates are compounds (preceeded with a %) added by the lab to determine analysis efficiency. Surrogate results(%) listed in the report are not "detected" compounds.

Comments:

All soils, solids and sludges are reported on a dry weight basis unless otherwise noted in the sample comments.

If you are the client above and have any questions concerning this testing, please do not hesitate to contact Phoenix Client Services at ext.200.
The contents of this report cannot be discussed with anyone other than the client listed above without their written consent.



Phyllis Shiller, Laboratory Director
December 11, 2020
Reviewed and Released by: Rashmi Makol, Project Manager

Environmental Laboratories, Inc.
587 East Middle Turnpike, P.O.Box 370, Manchester, CT 06045
Tel. (860) 645-1102 Fax (860) 645-0823

Analysis Report

December 11, 2020

FOR: Attn: Mr Jeff Wilson
Weston & Sampson
712 Brook Street Suite 103
Rocky Hill, CT 06067

Sample Information		Custody Information		Date	Time
Matrix:	SOIL	Collected by:		12/07/20	12:32
Location Code:	WESTSAMP-EVER$	Received by:	SW	12/07/20	16:44
Rush Request:	48 Hour	Analyzed by:	see "By" below		
P.O.#:					

Laboratory Data

SDG ID: GCH26400
Phoenix ID: CH26432

Project ID: SIMSBURY AVE
Client ID: CS-62

Parameter	Result	RL/ PQL	Units	Dilution	Date/Time	By	Reference
Percent Solid	92		%		12/07/20	CAJ	SW846-%Solid
Extraction for PCB	Completed				12/08/20	HH/CAJ	SW3540C
PCB (Soxhlet SW3540C)							
PCB-1016	ND	350	ug/Kg	10	12/09/20	SC	SW8082A
PCB-1221	ND	350	ug/Kg	10	12/09/20	SC	SW8082A
PCB-1232	ND	350	ug/Kg	10	12/09/20	SC	SW8082A
PCB-1242	ND	350	ug/Kg	10	12/09/20	SC	SW8082A
PCB-1248	ND	350	ug/Kg	10	12/09/20	SC	SW8082A
PCB-1254	ND	350	ug/Kg	10	12/09/20	SC	SW8082A
PCB-1260	ND	350	ug/Kg	10	12/09/20	SC	SW8082A
PCB-1262	ND	350	ug/Kg	10	12/09/20	SC	SW8082A
PCB-1268	ND	350	ug/Kg	10	12/09/20	SC	SW8082A
QA/QC Surrogates							
% DCBP	52		%	10	12/09/20	SC	30 - 150 %
% DCBP (Confirmation)	54		%	10	12/09/20	SC	30 - 150 %
% TCMX	46		%	10	12/09/20	SC	30 - 150 %
% TCMX (Confirmation)	46		%	10	12/09/20	SC	30 - 150 %

Project ID: SIMSBURY AVE
Client ID: CS-62

Phoenix I.D.: CH26432

Parameter	Result	RL/ PQL	Units	Dilution	Date/Time	By	Reference

RL/PQL=Reporting/Practical Quantitation Level ND=Not Detected BRL=Below Reporting Level
QA/QC Surrogates: Surrogates are compounds (preceeded with a %) added by the lab to determine analysis efficiency. Surrogate results(%) listed in the report are not "detected" compounds.

Comments:

All soils, solids and sludges are reported on a dry weight basis unless otherwise noted in the sample comments.

If you are the client above and have any questions concerning this testing, please do not hesitate to contact Phoenix Client Services at ext.200.
The contents of this report cannot be discussed with anyone other than the client listed above without their written consent.



Phyllis Shiller, Laboratory Director
December 11, 2020
Reviewed and Released by: Rashmi Makol, Project Manager

Environmental Laboratories, Inc.
587 East Middle Turnpike, P.O.Box 370, Manchester, CT 06045
Tel. (860) 645-1102 Fax (860) 645-0823

Analysis Report

December 11, 2020

FOR: Attn: Mr Jeff Wilson
Weston & Sampson
712 Brook Street Suite 103
Rocky Hill, CT 06067

Sample Information		Custody Information		Date	Time
Matrix:	SOIL	Collected by:		12/07/20	12:33
Location Code:	WESTSAMP-EVER$	Received by:	SW	12/07/20	16:44
Rush Request:	24 Hour	Analyzed by:	see "By" below		
P.O.#:					

Laboratory Data

SDG ID: GCH26400
Phoenix ID: CH26433

Project ID: SIMSBURY AVE
Client ID: CS-63

Parameter	Result	RL/ PQL	Units	Dilution	Date/Time	By	Reference
Percent Solid	91		%		12/07/20	CAJ	SW846-%Solid
Extraction for PCB	Completed				12/07/20	-I/KL/JJ/C/	SW3540C
PCB (Soxhlet SW3540C)							
PCB-1016	ND	360	ug/Kg	10	12/08/20	SC	SW8082A
PCB-1221	ND	360	ug/Kg	10	12/08/20	SC	SW8082A
PCB-1232	ND	360	ug/Kg	10	12/08/20	SC	SW8082A
PCB-1242	ND	360	ug/Kg	10	12/08/20	SC	SW8082A
PCB-1248	ND	360	ug/Kg	10	12/08/20	SC	SW8082A
PCB-1254	ND	360	ug/Kg	10	12/08/20	SC	SW8082A
PCB-1260	ND	360	ug/Kg	10	12/08/20	SC	SW8082A
PCB-1262	ND	360	ug/Kg	10	12/08/20	SC	SW8082A
PCB-1268	ND	360	ug/Kg	10	12/08/20	SC	SW8082A
QA/QC Surrogates							
% DCBP	89		%	10	12/08/20	SC	30 - 150 %
% DCBP (Confirmation)	82		%	10	12/08/20	SC	30 - 150 %
% TCMX	69		%	10	12/08/20	SC	30 - 150 %
% TCMX (Confirmation)	67		%	10	12/08/20	SC	30 - 150 %

Project ID: SIMSBURY AVE
Client ID: CS-63

Phoenix I.D.: CH26433

Parameter	Result	RL/ PQL	Units	Dilution	Date/Time	By	Reference

RL/PQL=Reporting/Practical Quantitation Level ND=Not Detected BRL=Below Reporting Level
QA/QC Surrogates: Surrogates are compounds (preceeded with a %) added by the lab to determine analysis efficiency. Surrogate results(%) listed in the report are not "detected" compounds.

Comments:

All soils, solids and sludges are reported on a dry weight basis unless otherwise noted in the sample comments.

If you are the client above and have any questions concerning this testing, please do not hesitate to contact Phoenix Client Services at ext.200.
The contents of this report cannot be discussed with anyone other than the client listed above without their written consent.



Phyllis Shiller, Laboratory Director
December 11, 2020
Reviewed and Released by: Rashmi Makol, Project Manager

Environmental Laboratories, Inc.
587 East Middle Turnpike, P.O.Box 370, Manchester, CT 06045
Tel. (860) 645-1102 Fax (860) 645-0823

Analysis Report

December 11, 2020

FOR: Attn: Mr Jeff Wilson
Weston & Sampson
712 Brook Street Suite 103
Rocky Hill, CT 06067

Sample Information		Custody Information		Date	Time
Matrix:	SOIL	Collected by:		12/07/20	12:34
Location Code:	WESTSAMP-EVER$	Received by:	SW	12/07/20	16:44
Rush Request:	24 Hour	Analyzed by:	see "By" below		
P.O.#:					

Laboratory Data

SDG ID: GCH26400
Phoenix ID: CH26434

Project ID: SIMSBURY AVE
Client ID: CS-64

Parameter	Result	RL/ PQL	Units	Dilution	Date/Time	By	Reference
Percent Solid	92		%		12/07/20	CAJ	SW846-%Solid
Extraction for PCB	Completed				12/07/20	-I/KL/JJ/C/	SW3540C
PCB (Soxhlet SW3540C)							
PCB-1016	ND	350	ug/Kg	10	12/08/20	SC	SW8082A
PCB-1221	ND	350	ug/Kg	10	12/08/20	SC	SW8082A
PCB-1232	ND	350	ug/Kg	10	12/08/20	SC	SW8082A
PCB-1242	ND	350	ug/Kg	10	12/08/20	SC	SW8082A
PCB-1248	ND	350	ug/Kg	10	12/08/20	SC	SW8082A
PCB-1254	ND	350	ug/Kg	10	12/08/20	SC	SW8082A
PCB-1260	ND	350	ug/Kg	10	12/08/20	SC	SW8082A
PCB-1262	ND	350	ug/Kg	10	12/08/20	SC	SW8082A
PCB-1268	ND	350	ug/Kg	10	12/08/20	SC	SW8082A
QA/QC Surrogates							
% DCBP	95		%	10	12/08/20	SC	30 - 150 %
% DCBP (Confirmation)	94		%	10	12/08/20	SC	30 - 150 %
% TCMX	87		%	10	12/08/20	SC	30 - 150 %
% TCMX (Confirmation)	88		%	10	12/08/20	SC	30 - 150 %

Project ID: SIMSBURY AVE
Client ID: CS-64

Phoenix I.D.: CH26434

Parameter	Result	RL/ PQL	Units	Dilution	Date/Time	By	Reference

RL/PQL=Reporting/Practical Quantitation Level ND=Not Detected BRL=Below Reporting Level
QA/QC Surrogates: Surrogates are compounds (preceeded with a %) added by the lab to determine analysis efficiency. Surrogate results(%) listed in the report are not "detected" compounds.

Comments:

All soils, solids and sludges are reported on a dry weight basis unless otherwise noted in the sample comments.

If you are the client above and have any questions concerning this testing, please do not hesitate to contact Phoenix Client Services at ext.200.
The contents of this report cannot be discussed with anyone other than the client listed above without their written consent.



Phyllis Shiller, Laboratory Director
December 11, 2020
Reviewed and Released by: Rashmi Makol, Project Manager

Environmental Laboratories, Inc.
587 East Middle Turnpike, P.O.Box 370, Manchester, CT 06045
Tel. (860) 645-1102 Fax (860) 645-0823

Analysis Report

December 11, 2020

FOR: Attn: Mr Jeff Wilson
Weston & Sampson
712 Brook Street Suite 103
Rocky Hill, CT 06067

Sample Information		Custody Information		Date	Time
Matrix:	SOIL	Collected by:		12/07/20	12:35
Location Code:	WESTSAMP-EVER$	Received by:	SW	12/07/20	16:44
Rush Request:	24 Hour	Analyzed by:	see "By" below		
P.O.#:					

Laboratory Data

SDG ID: GCH26400
Phoenix ID: CH26435

Project ID: SIMSBURY AVE
Client ID: CS-65

Parameter	Result	RL/ PQL	Units	Dilution	Date/Time	By	Reference
Percent Solid	92		%		12/07/20	CAJ	SW846-%Solid
Extraction of CT ETPH	Completed				12/07/20	G/M	SW3546
Extraction for PCB	Completed				12/07/20	-I/KL/JJ/C/	SW3540C
TPH by GC (Extractable Products)							
Ext. Petroleum H.C. (C9-C36)	ND	54	mg/Kg	1	12/08/20	JRB	CTETPH 8015D
Identification	ND		mg/Kg	1	12/08/20	JRB	CTETPH 8015D
QA/QC Surrogates							
% n-Pentacosane	68		%	1	12/08/20	JRB	50 - 150 %
PCB (Soxhlet SW3540C)							
PCB-1016	ND	360	ug/Kg	10	12/08/20	SC	SW8082A
PCB-1221	ND	360	ug/Kg	10	12/08/20	SC	SW8082A
PCB-1232	ND	360	ug/Kg	10	12/08/20	SC	SW8082A
PCB-1242	ND	360	ug/Kg	10	12/08/20	SC	SW8082A
PCB-1248	ND	360	ug/Kg	10	12/08/20	SC	SW8082A
PCB-1254	ND	360	ug/Kg	10	12/08/20	SC	SW8082A
PCB-1260	ND	360	ug/Kg	10	12/08/20	SC	SW8082A
PCB-1262	ND	360	ug/Kg	10	12/08/20	SC	SW8082A
PCB-1268	ND	360	ug/Kg	10	12/08/20	SC	SW8082A
QA/QC Surrogates							
% DCBP	109		%	10	12/08/20	SC	30 - 150 %
% DCBP (Confirmation)	107		%	10	12/08/20	SC	30 - 150 %
% TCMX	87		%	10	12/08/20	SC	30 - 150 %
% TCMX (Confirmation)	86		%	10	12/08/20	SC	30 - 150 %

Project ID: SIMSBURY AVE
Client ID: CS-65

Phoenix I.D.: CH26435

Parameter	Result	RL/ PQL	Units	Dilution	Date/Time	By	Reference

RL/PQL=Reporting/Practical Quantitation Level ND=Not Detected BRL=Below Reporting Level
QA/QC Surrogates: Surrogates are compounds (preceeded with a %) added by the lab to determine analysis efficiency. Surrogate results(%) listed in the report are not "detected" compounds.

Comments:

All soils, solids and sludges are reported on a dry weight basis unless otherwise noted in the sample comments.

If you are the client above and have any questions concerning this testing, please do not hesitate to contact Phoenix Client Services at ext.200.
The contents of this report cannot be discussed with anyone other than the client listed above without their written consent.



Phyllis Shiller, Laboratory Director
December 11, 2020
Reviewed and Released by: Rashmi Makol, Project Manager

Environmental Laboratories, Inc.
587 East Middle Turnpike, P.O.Box 370, Manchester, CT 06045
Tel. (860) 645-1102 Fax (860) 645-0823

Analysis Report

December 11, 2020

FOR: Attn: Jeff Wilson
Weston & Sampson
712 Brook Street Suite 103
Rocky Hill, CT 06067

Sample Information		Custody Information		Date	Time
Matrix:	SOIL	Collected by:		12/07/20	12:36
Location Code:	WESTSAMP-EVER$	Received by:	B	12/07/20	16:44
Rush Request:	24 Hour	Analyzed by:	see "By" below		
P.O.#:					

Laboratory Data

SDG ID: GCH26400
Phoenix ID: CH26436

Project ID: SIMSBURY AVE
Client ID: CS-66

Parameter	Result	RL/ PQL	Units	Dilution	Date/Time	By	Reference
Percent Solid	90		%		12/07/20	CAJ	SW846-%Solid
Extraction for PCB	Completed				12/07/20	-I/KL/JJ/C/	SW3540C
PCB (Soxhlet SW3540C)							
PCB-1016	ND	370	ug/Kg	10	12/08/20	SC	SW8082A
PCB-1221	ND	370	ug/Kg	10	12/08/20	SC	SW8082A
PCB-1232	ND	370	ug/Kg	10	12/08/20	SC	SW8082A
PCB-1242	ND	370	ug/Kg	10	12/08/20	SC	SW8082A
PCB-1248	ND	370	ug/Kg	10	12/08/20	SC	SW8082A
PCB-1254	ND	370	ug/Kg	10	12/08/20	SC	SW8082A
PCB-1260	ND	370	ug/Kg	10	12/08/20	SC	SW8082A
PCB-1262	ND	370	ug/Kg	10	12/08/20	SC	SW8082A
PCB-1268	ND	370	ug/Kg	10	12/08/20	SC	SW8082A
QA/QC Surrogates							
% DCBP	78		%	10	12/08/20	SC	30 - 150 %
% DCBP (Confirmation)	78		%	10	12/08/20	SC	30 - 150 %
% TCMX	78		%	10	12/08/20	SC	30 - 150 %
% TCMX (Confirmation)	78		%	10	12/08/20	SC	30 - 150 %

Project ID: SIMSBURY AVE
Client ID: CS-66

Phoenix I.D.: CH26436

Parameter	Result	RL/ PQL	Units	Dilution	Date/Time	By	Reference

RL/PQL=Reporting/Practical Quantitation Level ND=Not Detected BRL=Below Reporting Level
QA/QC Surrogates: Surrogates are compounds (preceeded with a %) added by the lab to determine analysis efficiency. Surrogate results(%) listed in the report are not "detected" compounds.

Comments:

All soils, solids and sludges are reported on a dry weight basis unless otherwise noted in the sample comments.

If you are the client above and have any questions concerning this testing, please do not hesitate to contact Phoenix Client Services at ext.200.
The contents of this report cannot be discussed with anyone other than the client listed above without their written consent.



Phyllis Shiller, Laboratory Director
December 11, 2020
Reviewed and Released by: Rashmi Makol, Project Manager

Environmental Laboratories, Inc.
587 East Middle Turnpike, P.O.Box 370, Manchester, CT 06045
Tel. (860) 645-1102 Fax (860) 645-0823

Analysis Report

December 11, 2020

FOR: Attn: Jeff Wilson
Weston & Sampson
712 Brook Street Suite 103
Rocky Hill, CT 06067

Sample Information		Custody Information		Date	Time
Matrix:	SOIL	Collected by:		12/07/20	12:37
Location Code:	WESTSAMP-EVER$	Received by:	B	12/07/20	16:44
Rush Request:	24 Hour	Analyzed by:	see "By" below		
P.O.#:					

Laboratory Data

SDG ID: GCH26400
Phoenix ID: CH26437

Project ID: SIMSBURY AVE
Client ID: CS-67

Parameter	Result	RL/ PQL	Units	Dilution	Date/Time	By	Reference
Percent Solid	94		%		12/07/20	CAJ	SW846-%Solid
Extraction for PCB	Completed				12/07/20	-I/KL/JJ/C/	SW3540C
PCB (Soxhlet SW3540C)							
PCB-1016	ND	350	ug/Kg	10	12/08/20	SC	SW8082A
PCB-1221	ND	350	ug/Kg	10	12/08/20	SC	SW8082A
PCB-1232	ND	350	ug/Kg	10	12/08/20	SC	SW8082A
PCB-1242	ND	350	ug/Kg	10	12/08/20	SC	SW8082A
PCB-1248	ND	350	ug/Kg	10	12/08/20	SC	SW8082A
PCB-1254	ND	350	ug/Kg	10	12/08/20	SC	SW8082A
PCB-1260	ND	350	ug/Kg	10	12/08/20	SC	SW8082A
PCB-1262	ND	350	ug/Kg	10	12/08/20	SC	SW8082A
PCB-1268	ND	350	ug/Kg	10	12/08/20	SC	SW8082A
QA/QC Surrogates							
% DCBP	74		%	10	12/08/20	SC	30 - 150 %
% DCBP (Confirmation)	80		%	10	12/08/20	SC	30 - 150 %
% TCMX	73		%	10	12/08/20	SC	30 - 150 %
% TCMX (Confirmation)	70		%	10	12/08/20	SC	30 - 150 %

Project ID: SIMSBURY AVE
Client ID: CS-67

Phoenix I.D.: CH26437

Parameter	Result	RL/ PQL	Units	Dilution	Date/Time	By	Reference

RL/PQL=Reporting/Practical Quantitation Level ND=Not Detected BRL=Below Reporting Level
QA/QC Surrogates: Surrogates are compounds (preceeded with a %) added by the lab to determine analysis efficiency. Surrogate results(%) listed in the report are not "detected" compounds.

Comments:

All soils, solids and sludges are reported on a dry weight basis unless otherwise noted in the sample comments.

If you are the client above and have any questions concerning this testing, please do not hesitate to contact Phoenix Client Services at ext.200.
The contents of this report cannot be discussed with anyone other than the client listed above without their written consent.



Phyllis Shiller, Laboratory Director
December 11, 2020
Reviewed and Released by: Rashmi Makol, Project Manager

Environmental Laboratories, Inc.
587 East Middle Turnpike, P.O.Box 370, Manchester, CT 06045
Tel. (860) 645-1102 Fax (860) 645-0823

Analysis Report

December 11, 2020

FOR: Attn: Jeff Wilson
Weston & Sampson
712 Brook Street Suite 103
Rocky Hill, CT 06067

Sample Information		Custody Information		Date	Time
Matrix:	SOIL	Collected by:		12/07/20	12:38
Location Code:	WESTSAMP-EVER$	Received by:	B	12/07/20	16:44
Rush Request:	24 Hour	Analyzed by:	see "By" below		
P.O.#:					

Laboratory Data

SDG ID: GCH26400
Phoenix ID: CH26438

Project ID: SIMSBURY AVE
Client ID: CS-68

Parameter	Result	RL/ PQL	Units	Dilution	Date/Time	By	Reference
Percent Solid	92		%		12/07/20	CAJ	SW846-%Solid
Extraction for PCB	Completed				12/07/20	-I/KL/JJ/C/	SW3540C
PCB (Soxhlet SW3540C)							
PCB-1016	ND	350	ug/Kg	10	12/08/20	SC	SW8082A
PCB-1221	ND	350	ug/Kg	10	12/08/20	SC	SW8082A
PCB-1232	ND	350	ug/Kg	10	12/08/20	SC	SW8082A
PCB-1242	ND	350	ug/Kg	10	12/08/20	SC	SW8082A
PCB-1248	ND	350	ug/Kg	10	12/08/20	SC	SW8082A
PCB-1254	ND	350	ug/Kg	10	12/08/20	SC	SW8082A
PCB-1260	ND	350	ug/Kg	10	12/08/20	SC	SW8082A
PCB-1262	ND	350	ug/Kg	10	12/08/20	SC	SW8082A
PCB-1268	ND	350	ug/Kg	10	12/08/20	SC	SW8082A
QA/QC Surrogates							
% DCBP	84		%	10	12/08/20	SC	30 - 150 %
% DCBP (Confirmation)	90		%	10	12/08/20	SC	30 - 150 %
% TCMX	83		%	10	12/08/20	SC	30 - 150 %
% TCMX (Confirmation)	73		%	10	12/08/20	SC	30 - 150 %

Project ID: SIMSBURY AVE
Client ID: CS-68

Phoenix I.D.: CH26438

Parameter	Result	RL/ PQL	Units	Dilution	Date/Time	By	Reference

RL/PQL=Reporting/Practical Quantitation Level ND=Not Detected BRL=Below Reporting Level
QA/QC Surrogates: Surrogates are compounds (preceeded with a %) added by the lab to determine analysis efficiency. Surrogate results(%) listed in the report are not "detected" compounds.

Comments:

All soils, solids and sludges are reported on a dry weight basis unless otherwise noted in the sample comments.

If you are the client above and have any questions concerning this testing, please do not hesitate to contact Phoenix Client Services at ext.200.
The contents of this report cannot be discussed with anyone other than the client listed above without their written consent.



Phyllis Shiller, Laboratory Director
December 11, 2020
Reviewed and Released by: Rashmi Makol, Project Manager

Environmental Laboratories, Inc.
587 East Middle Turnpike, P.O.Box 370, Manchester, CT 06045
Tel. (860) 645-1102 Fax (860) 645-0823

Analysis Report

December 11, 2020

FOR: Attn: Jeff Wilson
Weston & Sampson
712 Brook Street Suite 103
Rocky Hill, CT 06067

Sample Information		Custody Information		Date	Time
Matrix:	SOIL	Collected by:		12/07/20	12:39
Location Code:	WESTSAMP-EVER$	Received by:	B	12/07/20	16:44
Rush Request:	24 Hour	Analyzed by:	see "By" below		
P.O.#:					

Laboratory Data

SDG ID: GCH26400
Phoenix ID: CH26439

Project ID: SIMSBURY AVE
Client ID: CS-69

Parameter	Result	RL/ PQL	Units	Dilution	Date/Time	By	Reference
Percent Solid	90		%		12/07/20	CAJ	SW846-%Solid
Extraction for PCB	Completed				12/07/20	-I/KL/JJ/C/	SW3540C
PCB (Soxhlet SW3540C)							
PCB-1016	ND	370	ug/Kg	10	12/08/20	SC	SW8082A
PCB-1221	ND	370	ug/Kg	10	12/08/20	SC	SW8082A
PCB-1232	ND	370	ug/Kg	10	12/08/20	SC	SW8082A
PCB-1242	ND	370	ug/Kg	10	12/08/20	SC	SW8082A
PCB-1248	ND	370	ug/Kg	10	12/08/20	SC	SW8082A
PCB-1254	ND	370	ug/Kg	10	12/08/20	SC	SW8082A
PCB-1260	ND	370	ug/Kg	10	12/08/20	SC	SW8082A
PCB-1262	ND	370	ug/Kg	10	12/08/20	SC	SW8082A
PCB-1268	ND	370	ug/Kg	10	12/08/20	SC	SW8082A
QA/QC Surrogates							
% DCBP	89		%	10	12/08/20	SC	30 - 150 %
% DCBP (Confirmation)	85		%	10	12/08/20	SC	30 - 150 %
% TCMX	69		%	10	12/08/20	SC	30 - 150 %
% TCMX (Confirmation)	71		%	10	12/08/20	SC	30 - 150 %

Project ID: SIMSBURY AVE
Client ID: CS-69

Phoenix I.D.: CH26439

Parameter	Result	RL/ PQL	Units	Dilution	Date/Time	By	Reference

RL/PQL=Reporting/Practical Quantitation Level ND=Not Detected BRL=Below Reporting Level
QA/QC Surrogates: Surrogates are compounds (preceeded with a %) added by the lab to determine analysis efficiency. Surrogate results(%) listed in the report are not "detected" compounds.

Comments:

All soils, solids and sludges are reported on a dry weight basis unless otherwise noted in the sample comments.

If you are the client above and have any questions concerning this testing, please do not hesitate to contact Phoenix Client Services at ext.200.
The contents of this report cannot be discussed with anyone other than the client listed above without their written consent.



Phyllis Shiller, Laboratory Director
December 11, 2020
Reviewed and Released by: Rashmi Makol, Project Manager

Environmental Laboratories, Inc.
587 East Middle Turnpike, P.O.Box 370, Manchester, CT 06045
Tel. (860) 645-1102 Fax (860) 645-0823

Analysis Report

December 11, 2020

FOR: Attn: Jeff Wilson
Weston & Sampson
712 Brook Street Suite 103
Rocky Hill, CT 06067

Sample Information		Custody Information		Date	Time
Matrix:	SOIL	Collected by:		12/07/20	12:40
Location Code:	WESTSAMP-EVER$	Received by:	B	12/07/20	16:44
Rush Request:	24 Hour	Analyzed by:	see "By" below		
P.O.#:					

Laboratory Data

SDG ID: GCH26400
Phoenix ID: CH26440

Project ID: SIMSBURY AVE
Client ID: CS-70

Parameter	Result	RL/ PQL	Units	Dilution	Date/Time	By	Reference
Percent Solid	95		%		12/07/20	CAJ	SW846-%Solid
Extraction for PCB	Completed				12/07/20	-I/KL/JJ/C/	SW3540C
PCB (Soxhlet SW3540C)							
PCB-1016	ND	350	ug/Kg	10	12/08/20	SC	SW8082A
PCB-1221	ND	350	ug/Kg	10	12/08/20	SC	SW8082A
PCB-1232	ND	350	ug/Kg	10	12/08/20	SC	SW8082A
PCB-1242	ND	350	ug/Kg	10	12/08/20	SC	SW8082A
PCB-1248	ND	350	ug/Kg	10	12/08/20	SC	SW8082A
PCB-1254	ND	350	ug/Kg	10	12/08/20	SC	SW8082A
PCB-1260	ND	350	ug/Kg	10	12/08/20	SC	SW8082A
PCB-1262	ND	350	ug/Kg	10	12/08/20	SC	SW8082A
PCB-1268	ND	350	ug/Kg	10	12/08/20	SC	SW8082A
QA/QC Surrogates							
% DCBP	91		%	10	12/08/20	SC	30 - 150 %
% DCBP (Confirmation)	78		%	10	12/08/20	SC	30 - 150 %
% TCMX	71		%	10	12/08/20	SC	30 - 150 %
% TCMX (Confirmation)	71		%	10	12/08/20	SC	30 - 150 %

Project ID: SIMSBURY AVE
Client ID: CS-70

Phoenix I.D.: CH26440

Parameter	Result	RL/ PQL	Units	Dilution	Date/Time	By	Reference

RL/PQL=Reporting/Practical Quantitation Level ND=Not Detected BRL=Below Reporting Level
QA/QC Surrogates: Surrogates are compounds (preceeded with a %) added by the lab to determine analysis efficiency. Surrogate results(%) listed in the report are not "detected" compounds.

Comments:

All soils, solids and sludges are reported on a dry weight basis unless otherwise noted in the sample comments.

If you are the client above and have any questions concerning this testing, please do not hesitate to contact Phoenix Client Services at ext.200.
The contents of this report cannot be discussed with anyone other than the client listed above without their written consent.



Phyllis Shiller, Laboratory Director
December 11, 2020
Reviewed and Released by: Rashmi Makol, Project Manager

Environmental Laboratories, Inc.
587 East Middle Turnpike, P.O.Box 370, Manchester, CT 06045
Tel. (860) 645-1102 Fax (860) 645-0823

Analysis Report

December 11, 2020

FOR: Attn: Jeff Wilson
Weston & Sampson
712 Brook Street Suite 103
Rocky Hill, CT 06067

Sample Information		Custody Information		Date	Time
Matrix:	SOIL	Collected by:		12/07/20	12:41
Location Code:	WESTSAMP-EVER$	Received by:	B	12/07/20	16:44
Rush Request:	24 Hour	Analyzed by:	see "By" below		
P.O.#:					

Laboratory Data

SDG ID: GCH26400
Phoenix ID: CH26441

Project ID: SIMSBURY AVE
Client ID: CS-71

Parameter	Result	RL/ PQL	Units	Dilution	Date/Time	By	Reference
Percent Solid	94		%		12/07/20	CAJ	SW846-%Solid
Extraction for PCB	Completed				12/07/20	-I/KL/JJ/C/	SW3540C
PCB (Soxhlet SW3540C)							
PCB-1016	ND	350	ug/Kg	10	12/08/20	SC	SW8082A
PCB-1221	ND	350	ug/Kg	10	12/08/20	SC	SW8082A
PCB-1232	ND	350	ug/Kg	10	12/08/20	SC	SW8082A
PCB-1242	ND	350	ug/Kg	10	12/08/20	SC	SW8082A
PCB-1248	ND	350	ug/Kg	10	12/08/20	SC	SW8082A
PCB-1254	ND	350	ug/Kg	10	12/08/20	SC	SW8082A
PCB-1260	ND	350	ug/Kg	10	12/08/20	SC	SW8082A
PCB-1262	ND	350	ug/Kg	10	12/08/20	SC	SW8082A
PCB-1268	ND	350	ug/Kg	10	12/08/20	SC	SW8082A
QA/QC Surrogates							
% DCBP	90		%	10	12/08/20	SC	30 - 150 %
% DCBP (Confirmation)	74		%	10	12/08/20	SC	30 - 150 %
% TCMX	69		%	10	12/08/20	SC	30 - 150 %
% TCMX (Confirmation)	70		%	10	12/08/20	SC	30 - 150 %

Project ID: SIMSBURY AVE
Client ID: CS-71

Phoenix I.D.: CH26441

Parameter	Result	RL/ PQL	Units	Dilution	Date/Time	By	Reference

RL/PQL=Reporting/Practical Quantitation Level ND=Not Detected BRL=Below Reporting Level
QA/QC Surrogates: Surrogates are compounds (preceeded with a %) added by the lab to determine analysis efficiency. Surrogate results(%) listed in the report are not "detected" compounds.

Comments:

All soils, solids and sludges are reported on a dry weight basis unless otherwise noted in the sample comments.

If you are the client above and have any questions concerning this testing, please do not hesitate to contact Phoenix Client Services at ext.200.
The contents of this report cannot be discussed with anyone other than the client listed above without their written consent.



Phyllis Shiller, Laboratory Director
December 11, 2020
Reviewed and Released by: Rashmi Makol, Project Manager

Environmental Laboratories, Inc.
587 East Middle Turnpike, P.O.Box 370, Manchester, CT 06045
Tel. (860) 645-1102 Fax (860) 645-0823

Analysis Report

December 11, 2020

FOR: Attn: Jeff Wilson
Weston & Sampson
712 Brook Street Suite 103
Rocky Hill, CT 06067

Sample Information		Custody Information		Date	Time
Matrix:	SOIL	Collected by:		12/07/20	12:42
Location Code:	WESTSAMP-EVER$	Received by:	B	12/07/20	16:44
Rush Request:	24 Hour	Analyzed by:	see "By" below		
P.O.#:					

Laboratory Data

SDG ID: GCH26400
Phoenix ID: CH26442

Project ID: SIMSBURY AVE
Client ID: CS-72

Parameter	Result	RL/ PQL	Units	Dilution	Date/Time	By	Reference
Percent Solid	92		%		12/07/20	CAJ	SW846-%Solid
Extraction for PCB	Completed				12/07/20	-I/KL/JJ/C/	SW3540C
PCB (Soxhlet SW3540C)							
PCB-1016	ND	360	ug/Kg	10	12/08/20	SC	SW8082A
PCB-1221	ND	360	ug/Kg	10	12/08/20	SC	SW8082A
PCB-1232	ND	360	ug/Kg	10	12/08/20	SC	SW8082A
PCB-1242	ND	360	ug/Kg	10	12/08/20	SC	SW8082A
PCB-1248	ND	360	ug/Kg	10	12/08/20	SC	SW8082A
PCB-1254	ND	360	ug/Kg	10	12/08/20	SC	SW8082A
PCB-1260	ND	360	ug/Kg	10	12/08/20	SC	SW8082A
PCB-1262	ND	360	ug/Kg	10	12/08/20	SC	SW8082A
PCB-1268	ND	360	ug/Kg	10	12/08/20	SC	SW8082A
QA/QC Surrogates							
% DCBP	84		%	10	12/08/20	SC	30 - 150 %
% DCBP (Confirmation)	93		%	10	12/08/20	SC	30 - 150 %
% TCMX	70		%	10	12/08/20	SC	30 - 150 %
% TCMX (Confirmation)	73		%	10	12/08/20	SC	30 - 150 %

Project ID: SIMSBURY AVE
Client ID: CS-72

Phoenix I.D.: CH26442

Parameter	Result	RL/ PQL	Units	Dilution	Date/Time	By	Reference

RL/PQL=Reporting/Practical Quantitation Level ND=Not Detected BRL=Below Reporting Level
QA/QC Surrogates: Surrogates are compounds (preceeded with a %) added by the lab to determine analysis efficiency. Surrogate results(%) listed in the report are not "detected" compounds.

Comments:

All soils, solids and sludges are reported on a dry weight basis unless otherwise noted in the sample comments.

If you are the client above and have any questions concerning this testing, please do not hesitate to contact Phoenix Client Services at ext.200.
The contents of this report cannot be discussed with anyone other than the client listed above without their written consent.



Phyllis Shiller, Laboratory Director
December 11, 2020
Reviewed and Released by: Rashmi Makol, Project Manager

Environmental Laboratories, Inc.
587 East Middle Turnpike, P.O.Box 370, Manchester, CT 06045
Tel. (860) 645-1102 Fax (860) 645-0823

Analysis Report

December 11, 2020

FOR: Attn: Jeff Wilson
Weston & Sampson
712 Brook Street Suite 103
Rocky Hill, CT 06067

Sample Information		Custody Information		Date	Time
Matrix:	SOIL	Collected by:		12/07/20	12:43
Location Code:	WESTSAMP-EVER$	Received by:	B	12/07/20	16:44
Rush Request:	24 Hour	Analyzed by:	see "By" below		
P.O.#:					

Laboratory Data

SDG ID: GCH26400
Phoenix ID: CH26443

Project ID: SIMSBURY AVE
Client ID: CS-73

Parameter	Result	RL/ PQL	Units	Dilution	Date/Time	By	Reference
Percent Solid	94		%		12/07/20	CAJ	SW846-%Solid
Extraction for PCB	Completed				12/07/20	-I/KL/JJ/C/	SW3540C
PCB (Soxhlet SW3540C)							
PCB-1016	ND	350	ug/Kg	10	12/08/20	SC	SW8082A
PCB-1221	ND	350	ug/Kg	10	12/08/20	SC	SW8082A
PCB-1232	ND	350	ug/Kg	10	12/08/20	SC	SW8082A
PCB-1242	ND	350	ug/Kg	10	12/08/20	SC	SW8082A
PCB-1248	ND	350	ug/Kg	10	12/08/20	SC	SW8082A
PCB-1254	ND	350	ug/Kg	10	12/08/20	SC	SW8082A
PCB-1260	ND	350	ug/Kg	10	12/08/20	SC	SW8082A
PCB-1262	ND	350	ug/Kg	10	12/08/20	SC	SW8082A
PCB-1268	ND	350	ug/Kg	10	12/08/20	SC	SW8082A
QA/QC Surrogates							
% DCBP	80		%	10	12/08/20	SC	30 - 150 %
% DCBP (Confirmation)	74		%	10	12/08/20	SC	30 - 150 %
% TCMX	64		%	10	12/08/20	SC	30 - 150 %
% TCMX (Confirmation)	68		%	10	12/08/20	SC	30 - 150 %

Project ID: SIMSBURY AVE
Client ID: CS-73

Phoenix I.D.: CH26443

Parameter	Result	RL/ PQL	Units	Dilution	Date/Time	By	Reference

RL/PQL=Reporting/Practical Quantitation Level ND=Not Detected BRL=Below Reporting Level
QA/QC Surrogates: Surrogates are compounds (preceeded with a %) added by the lab to determine analysis efficiency. Surrogate results(%) listed in the report are not "detected" compounds.

Comments:

All soils, solids and sludges are reported on a dry weight basis unless otherwise noted in the sample comments.

If you are the client above and have any questions concerning this testing, please do not hesitate to contact Phoenix Client Services at ext.200.
The contents of this report cannot be discussed with anyone other than the client listed above without their written consent.



Phyllis Shiller, Laboratory Director
December 11, 2020
Reviewed and Released by: Rashmi Makol, Project Manager

Environmental Laboratories, Inc.
587 East Middle Turnpike, P.O.Box 370, Manchester, CT 06045
Tel. (860) 645-1102 Fax (860) 645-0823

Analysis Report

December 11, 2020

FOR: Attn: Jeff Wilson
Weston & Sampson
712 Brook Street Suite 103
Rocky Hill, CT 06067

Sample Information		Custody Information		Date	Time
Matrix:	SOIL	Collected by:		12/07/20	12:44
Location Code:	WESTSAMP-EVER$	Received by:	B	12/07/20	16:44
Rush Request:	24 Hour	Analyzed by:	see "By" below		
P.O.#:					

Laboratory Data

SDG ID: GCH26400
Phoenix ID: CH26444

Project ID: SIMSBURY AVE
Client ID: CS-74

Parameter	Result	RL/ PQL	Units	Dilution	Date/Time	By	Reference
Percent Solid	91		%		12/07/20	CAJ	SW846-%Solid
Extraction for PCB	Completed				12/07/20	-I/KL/JJ/C/	SW3540C
PCB (Soxhlet SW3540C)							
PCB-1016	ND	360	ug/Kg	10	12/08/20	SC	SW8082A
PCB-1221	ND	360	ug/Kg	10	12/08/20	SC	SW8082A
PCB-1232	ND	360	ug/Kg	10	12/08/20	SC	SW8082A
PCB-1242	ND	360	ug/Kg	10	12/08/20	SC	SW8082A
PCB-1248	ND	360	ug/Kg	10	12/08/20	SC	SW8082A
PCB-1254	ND	360	ug/Kg	10	12/08/20	SC	SW8082A
PCB-1260	ND	360	ug/Kg	10	12/08/20	SC	SW8082A
PCB-1262	ND	360	ug/Kg	10	12/08/20	SC	SW8082A
PCB-1268	ND	360	ug/Kg	10	12/08/20	SC	SW8082A
QA/QC Surrogates							
% DCBP	69		%	10	12/08/20	SC	30 - 150 %
% DCBP (Confirmation)	62		%	10	12/08/20	SC	30 - 150 %
% TCMX	52		%	10	12/08/20	SC	30 - 150 %
% TCMX (Confirmation)	54		%	10	12/08/20	SC	30 - 150 %

Project ID: SIMSBURY AVE
Client ID: CS-74

Phoenix I.D.: CH26444

Parameter	Result	RL/ PQL	Units	Dilution	Date/Time	By	Reference

RL/PQL=Reporting/Practical Quantitation Level ND=Not Detected BRL=Below Reporting Level
QA/QC Surrogates: Surrogates are compounds (preceeded with a %) added by the lab to determine analysis efficiency. Surrogate results(%) listed in the report are not "detected" compounds.

Comments:

All soils, solids and sludges are reported on a dry weight basis unless otherwise noted in the sample comments.

If you are the client above and have any questions concerning this testing, please do not hesitate to contact Phoenix Client Services at ext.200.
The contents of this report cannot be discussed with anyone other than the client listed above without their written consent.



Phyllis Shiller, Laboratory Director
December 11, 2020
Reviewed and Released by: Rashmi Makol, Project Manager

Environmental Laboratories, Inc.
587 East Middle Turnpike, P.O.Box 370, Manchester, CT 06045
Tel. (860) 645-1102 Fax (860) 645-0823

Analysis Report

December 11, 2020

FOR: Attn: Jeff Wilson
Weston & Sampson
712 Brook Street Suite 103
Rocky Hill, CT 06067

Sample Information		Custody Information		Date	Time
Matrix:	SOIL	Collected by:		12/07/20	12:45
Location Code:	WESTSAMP-EVER$	Received by:	B	12/07/20	16:44
Rush Request:	24 Hour	Analyzed by:	see "By" below		
P.O.#:					

Laboratory Data

SDG ID: GCH26400
Phoenix ID: CH26445

Project ID: SIMSBURY AVE
Client ID: CS-75

Parameter	Result	RL/ PQL	Units	Dilution	Date/Time	By	Reference
Percent Solid	95		%		12/07/20	CAJ	SW846-%Solid
Extraction for PCB	Completed				12/07/20	-I/KL/JJ/C/	SW3540C
PCB (Soxhlet SW3540C)							
PCB-1016	ND	350	ug/Kg	10	12/08/20	SC	SW8082A
PCB-1221	ND	350	ug/Kg	10	12/08/20	SC	SW8082A
PCB-1232	ND	350	ug/Kg	10	12/08/20	SC	SW8082A
PCB-1242	ND	350	ug/Kg	10	12/08/20	SC	SW8082A
PCB-1248	ND	350	ug/Kg	10	12/08/20	SC	SW8082A
PCB-1254	ND	350	ug/Kg	10	12/08/20	SC	SW8082A
PCB-1260	ND	350	ug/Kg	10	12/08/20	SC	SW8082A
PCB-1262	ND	350	ug/Kg	10	12/08/20	SC	SW8082A
PCB-1268	ND	350	ug/Kg	10	12/08/20	SC	SW8082A
QA/QC Surrogates							
% DCBP	85		%	10	12/08/20	SC	30 - 150 %
% DCBP (Confirmation)	77		%	10	12/08/20	SC	30 - 150 %
% TCMX	55		%	10	12/08/20	SC	30 - 150 %
% TCMX (Confirmation)	58		%	10	12/08/20	SC	30 - 150 %

Project ID: SIMSBURY AVE
Client ID: CS-75

Phoenix I.D.: CH26445

Parameter	Result	RL/ PQL	Units	Dilution	Date/Time	By	Reference

RL/PQL=Reporting/Practical Quantitation Level ND=Not Detected BRL=Below Reporting Level
QA/QC Surrogates: Surrogates are compounds (preceeded with a %) added by the lab to determine analysis efficiency. Surrogate results(%) listed in the report are not "detected" compounds.

Comments:

All soils, solids and sludges are reported on a dry weight basis unless otherwise noted in the sample comments.

If you are the client above and have any questions concerning this testing, please do not hesitate to contact Phoenix Client Services at ext.200.
The contents of this report cannot be discussed with anyone other than the client listed above without their written consent.



Phyllis Shiller, Laboratory Director
December 11, 2020
Reviewed and Released by: Rashmi Makol, Project Manager

Environmental Laboratories, Inc.
587 East Middle Turnpike, P.O.Box 370, Manchester, CT 06045
Tel. (860) 645-1102 Fax (860) 645-0823

Analysis Report

December 11, 2020

FOR: Attn: Jeff Wilson
Weston & Sampson
712 Brook Street Suite 103
Rocky Hill, CT 06067

Sample Information		Custody Information		Date	Time
Matrix:	SOIL	Collected by:		12/07/20	12:46
Location Code:	WESTSAMP-EVER$	Received by:	B	12/07/20	16:44
Rush Request:	24 Hour	Analyzed by:	see "By" below		
P.O.#:					

Laboratory Data

SDG ID: GCH26400
Phoenix ID: CH26446

Project ID: SIMSBURY AVE
Client ID: CS-76

Parameter	Result	RL/ PQL	Units	Dilution	Date/Time	By	Reference
Percent Solid	95		%		12/07/20	CAJ	SW846-%Solid
Extraction for PCB	Completed				12/07/20	-I/KL/JJ/C/	SW3540C
PCB (Soxhlet SW3540C)							
PCB-1016	ND	350	ug/Kg	10	12/08/20	SC	SW8082A
PCB-1221	ND	350	ug/Kg	10	12/08/20	SC	SW8082A
PCB-1232	ND	350	ug/Kg	10	12/08/20	SC	SW8082A
PCB-1242	ND	350	ug/Kg	10	12/08/20	SC	SW8082A
PCB-1248	ND	350	ug/Kg	10	12/08/20	SC	SW8082A
PCB-1254	ND	350	ug/Kg	10	12/08/20	SC	SW8082A
PCB-1260	ND	350	ug/Kg	10	12/08/20	SC	SW8082A
PCB-1262	ND	350	ug/Kg	10	12/08/20	SC	SW8082A
PCB-1268	ND	350	ug/Kg	10	12/08/20	SC	SW8082A
QA/QC Surrogates							
% DCBP	93		%	10	12/08/20	SC	30 - 150 %
% DCBP (Confirmation)	81		%	10	12/08/20	SC	30 - 150 %
% TCMX	67		%	10	12/08/20	SC	30 - 150 %
% TCMX (Confirmation)	67		%	10	12/08/20	SC	30 - 150 %

Project ID: SIMSBURY AVE
Client ID: CS-76

Phoenix I.D.: CH26446

Parameter	Result	RL/ PQL	Units	Dilution	Date/Time	By	Reference

RL/PQL=Reporting/Practical Quantitation Level ND=Not Detected BRL=Below Reporting Level
QA/QC Surrogates: Surrogates are compounds (preceeded with a %) added by the lab to determine analysis efficiency. Surrogate results(%) listed in the report are not "detected" compounds.

Comments:

All soils, solids and sludges are reported on a dry weight basis unless otherwise noted in the sample comments.

If you are the client above and have any questions concerning this testing, please do not hesitate to contact Phoenix Client Services at ext.200.
The contents of this report cannot be discussed with anyone other than the client listed above without their written consent.



Phyllis Shiller, Laboratory Director
December 11, 2020
Reviewed and Released by: Rashmi Makol, Project Manager

Environmental Laboratories, Inc.
587 East Middle Turnpike, P.O.Box 370, Manchester, CT 06045
Tel. (860) 645-1102 Fax (860) 645-0823

Analysis Report

December 11, 2020

FOR: Attn: Jeff Wilson
Weston & Sampson
712 Brook Street Suite 103
Rocky Hill, CT 06067

Sample Information		Custody Information		Date	Time
Matrix:	SOIL	Collected by:		12/07/20	12:47
Location Code:	WESTSAMP-EVER$	Received by:	B	12/07/20	16:44
Rush Request:	24 Hour	Analyzed by:	see "By" below		
P.O.#:					

Laboratory Data

SDG ID: GCH26400
Phoenix ID: CH26447

Project ID: SIMSBURY AVE
Client ID: CS-77

Parameter	Result	RL/ PQL	Units	Dilution	Date/Time	By	Reference
Percent Solid	87		%		12/07/20	CAJ	SW846-%Solid
Extraction for PCB	Completed				12/07/20	-I/KL/JJ/C/	SW3540C
PCB (Soxhlet SW3540C)							
PCB-1016	ND	380	ug/Kg	10	12/08/20	SC	SW8082A
PCB-1221	ND	380	ug/Kg	10	12/08/20	SC	SW8082A
PCB-1232	ND	380	ug/Kg	10	12/08/20	SC	SW8082A
PCB-1242	ND	380	ug/Kg	10	12/08/20	SC	SW8082A
PCB-1248	ND	380	ug/Kg	10	12/08/20	SC	SW8082A
PCB-1254	ND	380	ug/Kg	10	12/08/20	SC	SW8082A
PCB-1260	ND	380	ug/Kg	10	12/08/20	SC	SW8082A
PCB-1262	ND	380	ug/Kg	10	12/08/20	SC	SW8082A
PCB-1268	ND	380	ug/Kg	10	12/08/20	SC	SW8082A
QA/QC Surrogates							
% DCBP	64		%	10	12/08/20	SC	30 - 150 %
% DCBP (Confirmation)	71		%	10	12/08/20	SC	30 - 150 %
% TCMX	53		%	10	12/08/20	SC	30 - 150 %
% TCMX (Confirmation)	55		%	10	12/08/20	SC	30 - 150 %

Project ID: SIMSBURY AVE
Client ID: CS-77

Phoenix I.D.: CH26447

Parameter	Result	RL/ PQL	Units	Dilution	Date/Time	By	Reference

RL/PQL=Reporting/Practical Quantitation Level ND=Not Detected BRL=Below Reporting Level
QA/QC Surrogates: Surrogates are compounds (preceeded with a %) added by the lab to determine analysis efficiency. Surrogate results(%) listed in the report are not "detected" compounds.

Comments:

All soils, solids and sludges are reported on a dry weight basis unless otherwise noted in the sample comments.

If you are the client above and have any questions concerning this testing, please do not hesitate to contact Phoenix Client Services at ext.200.
The contents of this report cannot be discussed with anyone other than the client listed above without their written consent.



Phyllis Shiller, Laboratory Director
December 11, 2020
Reviewed and Released by: Rashmi Makol, Project Manager

Environmental Laboratories, Inc.
587 East Middle Turnpike, P.O.Box 370, Manchester, CT 06045
Tel. (860) 645-1102 Fax (860) 645-0823

Analysis Report

December 11, 2020

FOR: Attn: Jeff Wilson
Weston & Sampson
712 Brook Street Suite 103
Rocky Hill, CT 06067

Sample Information		Custody Information		Date	Time
Matrix:	SOIL	Collected by:		12/07/20	12:48
Location Code:	WESTSAMP-EVER$	Received by:	B	12/07/20	16:44
Rush Request:	24 Hour	Analyzed by:	see "By" below		
P.O.#:					

Laboratory Data

SDG ID: GCH26400
Phoenix ID: CH26448

Project ID: SIMSBURY AVE
Client ID: CS-78

Parameter	Result	RL/ PQL	Units	Dilution	Date/Time	By	Reference
Percent Solid	88		%		12/07/20	CAJ	SW846-%Solid
Extraction for PCB	Completed				12/07/20	-I/KL/JJ/C/	SW3540C
PCB (Soxhlet SW3540C)							
PCB-1016	ND	370	ug/Kg	10	12/08/20	SC	SW8082A
PCB-1221	ND	370	ug/Kg	10	12/08/20	SC	SW8082A
PCB-1232	ND	370	ug/Kg	10	12/08/20	SC	SW8082A
PCB-1242	ND	370	ug/Kg	10	12/08/20	SC	SW8082A
PCB-1248	ND	370	ug/Kg	10	12/08/20	SC	SW8082A
PCB-1254	ND	370	ug/Kg	10	12/08/20	SC	SW8082A
PCB-1260	ND	370	ug/Kg	10	12/08/20	SC	SW8082A
PCB-1262	ND	370	ug/Kg	10	12/08/20	SC	SW8082A
PCB-1268	ND	370	ug/Kg	10	12/08/20	SC	SW8082A
QA/QC Surrogates							
% DCBP	77		%	10	12/08/20	SC	30 - 150 %
% DCBP (Confirmation)	63		%	10	12/08/20	SC	30 - 150 %
% TCMX	65		%	10	12/08/20	SC	30 - 150 %
% TCMX (Confirmation)	63		%	10	12/08/20	SC	30 - 150 %

Project ID: SIMSBURY AVE
Client ID: CS-78

Phoenix I.D.: CH26448

Parameter	Result	RL/ PQL	Units	Dilution	Date/Time	By	Reference

RL/PQL=Reporting/Practical Quantitation Level ND=Not Detected BRL=Below Reporting Level
QA/QC Surrogates: Surrogates are compounds (preceeded with a %) added by the lab to determine analysis efficiency. Surrogate results(%) listed in the report are not "detected" compounds.

Comments:

All soils, solids and sludges are reported on a dry weight basis unless otherwise noted in the sample comments.

If you are the client above and have any questions concerning this testing, please do not hesitate to contact Phoenix Client Services at ext.200.
The contents of this report cannot be discussed with anyone other than the client listed above without their written consent.



Phyllis Shiller, Laboratory Director
December 11, 2020
Reviewed and Released by: Rashmi Makol, Project Manager

Environmental Laboratories, Inc.
587 East Middle Turnpike, P.O.Box 370, Manchester, CT 06045
Tel. (860) 645-1102 Fax (860) 645-0823

Analysis Report

December 11, 2020

FOR: Attn: Jeff Wilson
Weston & Sampson
712 Brook Street Suite 103
Rocky Hill, CT 06067

Sample Information		Custody Information		Date	Time
Matrix:	SOIL	Collected by:		12/07/20	12:49
Location Code:	WESTSAMP-EVER$	Received by:	B	12/07/20	16:44
Rush Request:	24 Hour	Analyzed by:	see "By" below		
P.O.#:					

Laboratory Data

SDG ID: GCH26400
Phoenix ID: CH26449

Project ID: SIMSBURY AVE
Client ID: CS-79

Parameter	Result	RL/ PQL	Units	Dilution	Date/Time	By	Reference
Percent Solid	87		%		12/07/20	CAJ	SW846-%Solid
Extraction for PCB	Completed				12/07/20	-I/KL/JJ/C/	SW3540C
PCB (Soxhlet SW3540C)							
PCB-1016	ND	380	ug/Kg	10	12/08/20	SC	SW8082A
PCB-1221	ND	380	ug/Kg	10	12/08/20	SC	SW8082A
PCB-1232	ND	380	ug/Kg	10	12/08/20	SC	SW8082A
PCB-1242	ND	380	ug/Kg	10	12/08/20	SC	SW8082A
PCB-1248	ND	380	ug/Kg	10	12/08/20	SC	SW8082A
PCB-1254	ND	380	ug/Kg	10	12/08/20	SC	SW8082A
PCB-1260	ND	380	ug/Kg	10	12/08/20	SC	SW8082A
PCB-1262	ND	380	ug/Kg	10	12/08/20	SC	SW8082A
PCB-1268	ND	380	ug/Kg	10	12/08/20	SC	SW8082A
QA/QC Surrogates							
% DCBP	84		%	10	12/08/20	SC	30 - 150 %
% DCBP (Confirmation)	106		%	10	12/08/20	SC	30 - 150 %
% TCMX	83		%	10	12/08/20	SC	30 - 150 %
% TCMX (Confirmation)	75		%	10	12/08/20	SC	30 - 150 %

Project ID: SIMSBURY AVE
Client ID: CS-79

Phoenix I.D.: CH26449

Parameter	Result	RL/ PQL	Units	Dilution	Date/Time	By	Reference

RL/PQL=Reporting/Practical Quantitation Level ND=Not Detected BRL=Below Reporting Level
QA/QC Surrogates: Surrogates are compounds (preceeded with a %) added by the lab to determine analysis efficiency. Surrogate results(%) listed in the report are not "detected" compounds.

Comments:

All soils, solids and sludges are reported on a dry weight basis unless otherwise noted in the sample comments.

If you are the client above and have any questions concerning this testing, please do not hesitate to contact Phoenix Client Services at ext.200.
The contents of this report cannot be discussed with anyone other than the client listed above without their written consent.



Phyllis Shiller, Laboratory Director
December 11, 2020
Reviewed and Released by: Rashmi Makol, Project Manager

Environmental Laboratories, Inc.
587 East Middle Turnpike, P.O.Box 370, Manchester, CT 06045
Tel. (860) 645-1102 Fax (860) 645-0823

Analysis Report

December 11, 2020

FOR: Attn: Jeff Wilson
Weston & Sampson
712 Brook Street Suite 103
Rocky Hill, CT 06067

Sample Information		Custody Information		Date	Time
Matrix:	SOIL	Collected by:		12/07/20	12:50
Location Code:	WESTSAMP-EVER$	Received by:	B	12/07/20	16:44
Rush Request:	24 Hour	Analyzed by:	see "By" below		
P.O.#:					

Laboratory Data

SDG ID: GCH26400
Phoenix ID: CH26450

Project ID: SIMSBURY AVE
Client ID: CS-80

Parameter	Result	RL/ PQL	Units	Dilution	Date/Time	By	Reference
Percent Solid	88		%		12/07/20	CAJ	SW846-%Solid
Extraction for PCB	Completed				12/07/20	-I/KL/JJ/C/	SW3540C
PCB (Soxhlet SW3540C)							
PCB-1016	ND	380	ug/Kg	10	12/08/20	SC	SW8082A
PCB-1221	ND	380	ug/Kg	10	12/08/20	SC	SW8082A
PCB-1232	ND	380	ug/Kg	10	12/08/20	SC	SW8082A
PCB-1242	ND	380	ug/Kg	10	12/08/20	SC	SW8082A
PCB-1248	ND	380	ug/Kg	10	12/08/20	SC	SW8082A
PCB-1254	ND	380	ug/Kg	10	12/08/20	SC	SW8082A
PCB-1260	ND	380	ug/Kg	10	12/08/20	SC	SW8082A
PCB-1262	ND	380	ug/Kg	10	12/08/20	SC	SW8082A
PCB-1268	ND	380	ug/Kg	10	12/08/20	SC	SW8082A
QA/QC Surrogates							
% DCBP	77		%	10	12/08/20	SC	30 - 150 %
% DCBP (Confirmation)	100		%	10	12/08/20	SC	30 - 150 %
% TCMX	85		%	10	12/08/20	SC	30 - 150 %
% TCMX (Confirmation)	74		%	10	12/08/20	SC	30 - 150 %

Project ID: SIMSBURY AVE
Client ID: CS-80

Phoenix I.D.: CH26450

Parameter	Result	RL/ PQL	Units	Dilution	Date/Time	By	Reference

RL/PQL=Reporting/Practical Quantitation Level ND=Not Detected BRL=Below Reporting Level
QA/QC Surrogates: Surrogates are compounds (preceeded with a %) added by the lab to determine analysis efficiency. Surrogate results(%) listed in the report are not "detected" compounds.

Comments:

All soils, solids and sludges are reported on a dry weight basis unless otherwise noted in the sample comments.

If you are the client above and have any questions concerning this testing, please do not hesitate to contact Phoenix Client Services at ext.200.
The contents of this report cannot be discussed with anyone other than the client listed above without their written consent.



Phyllis Shiller, Laboratory Director
December 11, 2020
Reviewed and Released by: Rashmi Makol, Project Manager

Environmental Laboratories, Inc.
587 East Middle Turnpike, P.O.Box 370, Manchester, CT 06045
Tel. (860) 645-1102 Fax (860) 645-0823

Analysis Report

December 11, 2020

FOR: Attn: Jeff Wilson
Weston & Sampson
712 Brook Street Suite 103
Rocky Hill, CT 06067

Sample Information		Custody Information		Date	Time
Matrix:	SOIL	Collected by:		12/07/20	12:51
Location Code:	WESTSAMP-EVER$	Received by:	B	12/07/20	16:44
Rush Request:	24 Hour	Analyzed by:	see "By" below		
P.O.#:					

Laboratory Data

SDG ID: GCH26400
Phoenix ID: CH26451

Project ID: SIMSBURY AVE
Client ID: CS-81

Parameter	Result	RL/ PQL	Units	Dilution	Date/Time	By	Reference
Percent Solid	94		%		12/07/20	CAJ	SW846-%Solid
Extraction for PCB	Completed				12/07/20	-I/KL/JJ/C/	SW3540C
PCB (Soxhlet SW3540C)							
PCB-1016	ND	350	ug/Kg	10	12/08/20	SC	SW8082A
PCB-1221	ND	350	ug/Kg	10	12/08/20	SC	SW8082A
PCB-1232	ND	350	ug/Kg	10	12/08/20	SC	SW8082A
PCB-1242	ND	350	ug/Kg	10	12/08/20	SC	SW8082A
PCB-1248	ND	350	ug/Kg	10	12/08/20	SC	SW8082A
PCB-1254	ND	350	ug/Kg	10	12/08/20	SC	SW8082A
PCB-1260	ND	350	ug/Kg	10	12/08/20	SC	SW8082A
PCB-1262	ND	350	ug/Kg	10	12/08/20	SC	SW8082A
PCB-1268	ND	350	ug/Kg	10	12/08/20	SC	SW8082A
QA/QC Surrogates							
% DCBP	99		%	10	12/08/20	SC	30 - 150 %
% DCBP (Confirmation)	95		%	10	12/08/20	SC	30 - 150 %
% TCMX	85		%	10	12/08/20	SC	30 - 150 %
% TCMX (Confirmation)	87		%	10	12/08/20	SC	30 - 150 %

Project ID: SIMSBURY AVE
Client ID: CS-81

Phoenix I.D.: CH26451

Parameter	Result	RL/ PQL	Units	Dilution	Date/Time	By	Reference

RL/PQL=Reporting/Practical Quantitation Level ND=Not Detected BRL=Below Reporting Level
QA/QC Surrogates: Surrogates are compounds (preceeded with a %) added by the lab to determine analysis efficiency. Surrogate results(%) listed in the report are not "detected" compounds.

Comments:

All soils, solids and sludges are reported on a dry weight basis unless otherwise noted in the sample comments.

If you are the client above and have any questions concerning this testing, please do not hesitate to contact Phoenix Client Services at ext.200.
The contents of this report cannot be discussed with anyone other than the client listed above without their written consent.



Phyllis Shiller, Laboratory Director
December 11, 2020
Reviewed and Released by: Rashmi Makol, Project Manager

Environmental Laboratories, Inc.
587 East Middle Turnpike, P.O.Box 370, Manchester, CT 06045
Tel. (860) 645-1102 Fax (860) 645-0823

Analysis Report

December 11, 2020

FOR: Attn: Jeff Wilson
Weston & Sampson
712 Brook Street Suite 103
Rocky Hill, CT 06067

Sample Information		Custody Information		Date	Time
Matrix:	SOIL	Collected by:		12/07/20	12:52
Location Code:	WESTSAMP-EVER$	Received by:	B	12/07/20	16:44
Rush Request:	24 Hour	Analyzed by:	see "By" below		
P.O.#:					

Laboratory Data

SDG ID: GCH26400
Phoenix ID: CH26452

Project ID: SIMSBURY AVE
Client ID: CS-82

Parameter	Result	RL/ PQL	Units	Dilution	Date/Time	By	Reference
Percent Solid	88		%		12/07/20	CAJ	SW846-%Solid
Extraction for PCB	Completed				12/07/20	-I/KL/JJ/C/	SW3540C
PCB (Soxhlet SW3540C)							
PCB-1016	ND	370	ug/Kg	10	12/08/20	SC	SW8082A
PCB-1221	ND	370	ug/Kg	10	12/08/20	SC	SW8082A
PCB-1232	ND	370	ug/Kg	10	12/08/20	SC	SW8082A
PCB-1242	ND	370	ug/Kg	10	12/08/20	SC	SW8082A
PCB-1248	ND	370	ug/Kg	10	12/08/20	SC	SW8082A
PCB-1254	ND	370	ug/Kg	10	12/08/20	SC	SW8082A
PCB-1260	ND	370	ug/Kg	10	12/08/20	SC	SW8082A
PCB-1262	ND	370	ug/Kg	10	12/08/20	SC	SW8082A
PCB-1268	ND	370	ug/Kg	10	12/08/20	SC	SW8082A
QA/QC Surrogates							
% DCBP	65		%	10	12/08/20	SC	30 - 150 %
% DCBP (Confirmation)	74		%	10	12/08/20	SC	30 - 150 %
% TCMX	45		%	10	12/08/20	SC	30 - 150 %
% TCMX (Confirmation)	41		%	10	12/08/20	SC	30 - 150 %

Project ID: SIMSBURY AVE
Client ID: CS-82

Phoenix I.D.: CH26452

Parameter	Result	RL/ PQL	Units	Dilution	Date/Time	By	Reference

RL/PQL=Reporting/Practical Quantitation Level ND=Not Detected BRL=Below Reporting Level
QA/QC Surrogates: Surrogates are compounds (preceeded with a %) added by the lab to determine analysis efficiency. Surrogate results(%) listed in the report are not "detected" compounds.

Comments:

All soils, solids and sludges are reported on a dry weight basis unless otherwise noted in the sample comments.

If you are the client above and have any questions concerning this testing, please do not hesitate to contact Phoenix Client Services at ext.200.
The contents of this report cannot be discussed with anyone other than the client listed above without their written consent.



Phyllis Shiller, Laboratory Director
December 11, 2020
Reviewed and Released by: Rashmi Makol, Project Manager

Environmental Laboratories, Inc.
587 East Middle Turnpike, P.O.Box 370, Manchester, CT 06045
Tel. (860) 645-1102 Fax (860) 645-0823

Analysis Report

December 11, 2020

FOR: Attn: Jeff Wilson
Weston & Sampson
712 Brook Street Suite 103
Rocky Hill, CT 06067

Sample Information		Custody Information		Date	Time
Matrix:	SOIL	Collected by:		12/07/20	
Location Code:	WESTSAMP-EVER$	Received by:	B	12/07/20	16:44
Rush Request:	24 Hour	Analyzed by:	see "By" below		
P.O.#:					

Laboratory Data

SDG ID: GCH26400
Phoenix ID: CH26453

Project ID: SIMSBURY AVE
Client ID: DUP-1

Parameter	Result	RL/ PQL	Units	Dilution	Date/Time	By	Reference
Percent Solid	86		%		12/07/20	CAJ	SW846-%Solid
Extraction for PCB	Completed				12/07/20	-I/KL/JJ/C/	SW3540C
PCB (Soxhlet SW3540C)							
PCB-1016	ND	380	ug/Kg	10	12/08/20	SC	SW8082A
PCB-1221	ND	380	ug/Kg	10	12/08/20	SC	SW8082A
PCB-1232	ND	380	ug/Kg	10	12/08/20	SC	SW8082A
PCB-1242	ND	380	ug/Kg	10	12/08/20	SC	SW8082A
PCB-1248	ND	380	ug/Kg	10	12/08/20	SC	SW8082A
PCB-1254	ND	380	ug/Kg	10	12/08/20	SC	SW8082A
PCB-1260	ND	380	ug/Kg	10	12/08/20	SC	SW8082A
PCB-1262	ND	380	ug/Kg	10	12/08/20	SC	SW8082A
PCB-1268	ND	380	ug/Kg	10	12/08/20	SC	SW8082A
QA/QC Surrogates							
% DCBP	96		%	10	12/08/20	SC	30 - 150 %
% DCBP (Confirmation)	95		%	10	12/08/20	SC	30 - 150 %
% TCMX	86		%	10	12/08/20	SC	30 - 150 %
% TCMX (Confirmation)	83		%	10	12/08/20	SC	30 - 150 %

Project ID: SIMSBURY AVE
Client ID: DUP-1

Phoenix I.D.: CH26453

Parameter	Result	RL/ PQL	Units	Dilution	Date/Time	By	Reference

RL/PQL=Reporting/Practical Quantitation Level ND=Not Detected BRL=Below Reporting Level
QA/QC Surrogates: Surrogates are compounds (preceeded with a %) added by the lab to determine analysis efficiency. Surrogate results(%) listed in the report are not "detected" compounds.

Comments:

All soils, solids and sludges are reported on a dry weight basis unless otherwise noted in the sample comments.

If you are the client above and have any questions concerning this testing, please do not hesitate to contact Phoenix Client Services at ext.200.
The contents of this report cannot be discussed with anyone other than the client listed above without their written consent.



Phyllis Shiller, Laboratory Director
December 11, 2020
Reviewed and Released by: Rashmi Makol, Project Manager

Environmental Laboratories, Inc.
587 East Middle Turnpike, P.O.Box 370, Manchester, CT 06045
Tel. (860) 645-1102 Fax (860) 645-0823

Analysis Report

December 11, 2020

FOR: Attn: Jeff Wilson
Weston & Sampson
712 Brook Street Suite 103
Rocky Hill, CT 06067

Sample Information		Custody Information		Date	Time
Matrix:	SOIL	Collected by:		12/07/20	
Location Code:	WESTSAMP-EVER$	Received by:	B	12/07/20	16:44
Rush Request:	48 Hour	Analyzed by:	see "By" below		
P.O.#:					

Laboratory Data

SDG ID: GCH26400
Phoenix ID: CH26454

Project ID: SIMSBURY AVE
Client ID: DUP-2

Parameter	Result	RL/ PQL	Units	Dilution	Date/Time	By	Reference
Percent Solid	91		%		12/07/20	CAJ	SW846-%Solid
Extraction for PCB	Completed				12/08/20	HH/CAJ	SW3540C
PCB (Soxhlet SW3540C)							
PCB-1016	ND	360	ug/Kg	10	12/09/20	SC	SW8082A
PCB-1221	ND	360	ug/Kg	10	12/09/20	SC	SW8082A
PCB-1232	ND	360	ug/Kg	10	12/09/20	SC	SW8082A
PCB-1242	ND	360	ug/Kg	10	12/09/20	SC	SW8082A
PCB-1248	ND	360	ug/Kg	10	12/09/20	SC	SW8082A
PCB-1254	ND	360	ug/Kg	10	12/09/20	SC	SW8082A
PCB-1260	ND	360	ug/Kg	10	12/09/20	SC	SW8082A
PCB-1262	ND	360	ug/Kg	10	12/09/20	SC	SW8082A
PCB-1268	ND	360	ug/Kg	10	12/09/20	SC	SW8082A
QA/QC Surrogates							
% DCBP	61		%	10	12/09/20	SC	30 - 150 %
% DCBP (Confirmation)	63		%	10	12/09/20	SC	30 - 150 %
% TCMX	61		%	10	12/09/20	SC	30 - 150 %
% TCMX (Confirmation)	60		%	10	12/09/20	SC	30 - 150 %

Project ID: SIMSBURY AVE
Client ID: DUP-2

Phoenix I.D.: CH26454

Parameter	Result	RL/ PQL	Units	Dilution	Date/Time	By	Reference

RL/PQL=Reporting/Practical Quantitation Level ND=Not Detected BRL=Below Reporting Level
QA/QC Surrogates: Surrogates are compounds (preceeded with a %) added by the lab to determine analysis efficiency. Surrogate results(%) listed in the report are not "detected" compounds.

Comments:

All soils, solids and sludges are reported on a dry weight basis unless otherwise noted in the sample comments.

If you are the client above and have any questions concerning this testing, please do not hesitate to contact Phoenix Client Services at ext.200.
The contents of this report cannot be discussed with anyone other than the client listed above without their written consent.



Phyllis Shiller, Laboratory Director
December 11, 2020
Reviewed and Released by: Rashmi Makol, Project Manager

Environmental Laboratories, Inc.
587 East Middle Turnpike, P.O.Box 370, Manchester, CT 06045
Tel. (860) 645-1102 Fax (860) 645-0823

Analysis Report

December 11, 2020

FOR: Attn: Jeff Wilson
Weston & Sampson
712 Brook Street Suite 103
Rocky Hill, CT 06067

Sample Information		Custody Information		Date	Time
Matrix:	SOIL	Collected by:		12/07/20	
Location Code:	WESTSAMP-EVER$	Received by:	B	12/07/20	16:44
Rush Request:	24 Hour	Analyzed by:	see "By" below		
P.O.#:					

Laboratory Data

SDG ID: GCH26400
Phoenix ID: CH26455

Project ID: SIMSBURY AVE
Client ID: DUP-3

Parameter	Result	RL/ PQL	Units	Dilution	Date/Time	By	Reference
Percent Solid	90		%		12/07/20	CAJ	SW846-%Solid
Extraction for PCB	Completed				12/07/20	-I/KL/JJ/C/	SW3540C
PCB (Soxhlet SW3540C)							
PCB-1016	ND	360	ug/Kg	10	12/08/20	SC	SW8082A
PCB-1221	ND	360	ug/Kg	10	12/08/20	SC	SW8082A
PCB-1232	ND	360	ug/Kg	10	12/08/20	SC	SW8082A
PCB-1242	ND	360	ug/Kg	10	12/08/20	SC	SW8082A
PCB-1248	ND	360	ug/Kg	10	12/08/20	SC	SW8082A
PCB-1254	ND	360	ug/Kg	10	12/08/20	SC	SW8082A
PCB-1260	ND	360	ug/Kg	10	12/08/20	SC	SW8082A
PCB-1262	ND	360	ug/Kg	10	12/08/20	SC	SW8082A
PCB-1268	ND	360	ug/Kg	10	12/08/20	SC	SW8082A
QA/QC Surrogates							
% DCBP	88		%	10	12/08/20	SC	30 - 150 %
% DCBP (Confirmation)	73		%	10	12/08/20	SC	30 - 150 %
% TCMX	58		%	10	12/08/20	SC	30 - 150 %
% TCMX (Confirmation)	60		%	10	12/08/20	SC	30 - 150 %

Project ID: SIMSBURY AVE
Client ID: DUP-3

Phoenix I.D.: CH26455

Parameter	Result	RL/ PQL	Units	Dilution	Date/Time	By	Reference

RL/PQL=Reporting/Practical Quantitation Level ND=Not Detected BRL=Below Reporting Level
QA/QC Surrogates: Surrogates are compounds (preceeded with a %) added by the lab to determine analysis efficiency. Surrogate results(%) listed in the report are not "detected" compounds.

Comments:

All soils, solids and sludges are reported on a dry weight basis unless otherwise noted in the sample comments.

If you are the client above and have any questions concerning this testing, please do not hesitate to contact Phoenix Client Services at ext.200.
The contents of this report cannot be discussed with anyone other than the client listed above without their written consent.



Phyllis Shiller, Laboratory Director
December 11, 2020
Reviewed and Released by: Rashmi Makol, Project Manager

Environmental Laboratories, Inc.
587 East Middle Turnpike, P.O.Box 370, Manchester, CT 06045
Tel. (860) 645-1102 Fax (860) 645-0823

QA/QC Report

December 11, 2020

QA/QC Data

SDG I.D.: GCH26400

Parameter	Blank	Blk RL	LCS %	LCSD %	LCS RPD	MS %	MSD %	MS RPD	% Rec Limits	% RPD Limits	
QA/QC Batch 555739 (mg/Kg), QC Sample No: CH22051 (CH26400)											
TPH by GC (Extractable Products) - Soil											
Ext. Petroleum H.C. (C9-C36)	ND	50	76	53	35.7	62	59	5.0	60 - 120	30	l,r
% n-Pentacosane	50	%	80	54	38.8	66	63	4.7	50 - 150	30	r
Comment:											
Additional surrogate criteria: LCS acceptance range is 60-120% MS acceptance range 50-150%. The ETPH/DRO LCS has been normalized based on the alkane calibration.											
QA/QC Batch 555717 (mg/Kg), QC Sample No: CH25926 (CH26403, CH26409, CH26414, CH26417, CH26435)											
TPH by GC (Extractable Products) - Soil											
Ext. Petroleum H.C. (C9-C36)	ND	50	83	102	20.5	83	86	3.6	60 - 120	30	
% n-Pentacosane	89	%	89	102	13.6	86	91	5.6	50 - 150	30	
Comment:											
Additional surrogate criteria: LCS acceptance range is 60-120% MS acceptance range 50-150%. The ETPH/DRO LCS has been normalized based on the alkane calibration.											
QA/QC Batch 555686 (ug/Kg), QC Sample No: CH17066 10X (CH26436, CH26437, CH26438, CH26439, CH26440, CH26441, CH26442, CH26443, CH26444, CH26445, CH26446)											
Polychlorinated Biphenyls - Soil											
PCB-1016	ND	170	86	90	4.5				40 - 140	30	
PCB-1221	ND	170							40 - 140	30	
PCB-1232	ND	170							40 - 140	30	
PCB-1242	ND	170							40 - 140	30	
PCB-1248	ND	170							40 - 140	30	
PCB-1254	ND	170							40 - 140	30	
PCB-1260	ND	170	96	103	7.0				40 - 140	30	
PCB-1262	ND	170							40 - 140	30	
PCB-1268	ND	170							40 - 140	30	
% DCBP (Surrogate Rec)	120	%	107	118	9.8				30 - 150	30	
% DCBP (Surrogate Rec) (Confirm	111	%	108	116	7.1				30 - 150	30	
% TCMX (Surrogate Rec)	67	%	77	87	12.2				30 - 150	30	
% TCMX (Surrogate Rec) (Confirm	65	%	77	88	13.3				30 - 150	30	
Comment:											
Due to PCB in the unspiked sample, MS/MSD could not be reported.											
QA/QC Batch 555852 (ug/Kg), QC Sample No: CH26403 10X (CH26403, CH26430, CH26432, CH26454)											
Polychlorinated Biphenyls - Soil											
PCB-1016	ND	170	69	76	9.7	66	75	12.8	40 - 140	30	
PCB-1221	ND	170							40 - 140	30	
PCB-1232	ND	170							40 - 140	30	
PCB-1242	ND	170							40 - 140	30	
PCB-1248	ND	170							40 - 140	30	
PCB-1254	ND	170							40 - 140	30	
PCB-1260	ND	170	81	90	10.5	80	90	11.8	40 - 140	30	
PCB-1262	ND	170							40 - 140	30	

QA/QC Data

SDG I.D.: GCH26400

Parameter	Blank	Blk RL	LCS %	LCSD %	LCS RPD	MS %	MSD %	MS RPD	% Rec Limits	% RPD Limits	
PCB-1268	ND	170							40 - 140	30	
% DCBP (Surrogate Rec)	79	%	88	98	10.8	87	97	10.9	30 - 150	30	
% DCBP (Surrogate Rec) (Confirm	68	%	76	82	7.6	71	79	10.7	30 - 150	30	
% TCMX (Surrogate Rec)	73	%	79	76	3.9	61	71	15.2	30 - 150	30	
% TCMX (Surrogate Rec) (Confirm	74	%	83	80	3.7	64	74	14.5	30 - 150	30	
QA/QC Batch 555741 (ug/Kg), QC Sample No: CH26410 10X (CH26410, CH26411, CH26412, CH26413, CH26414, CH26415, CH26416, CH26417, CH26418, CH26419, CH26420, CH26421, CH26422, CH26423, CH26424, CH26425, CH26426, CH26427, CH26428)											
Polychlorinated Biphenyls - Soil											
PCB-1016	ND	170	86	99	14.1	73			40 - 140	30	
PCB-1221	ND	170							40 - 140	30	
PCB-1232	ND	170							40 - 140	30	
PCB-1242	ND	170							40 - 140	30	
PCB-1248	ND	170							40 - 140	30	
PCB-1254	ND	170							40 - 140	30	
PCB-1260	ND	170	94	104	10.1	92			40 - 140	30	
PCB-1262	ND	170							40 - 140	30	
PCB-1268	ND	170							40 - 140	30	
% DCBP (Surrogate Rec)	108	%	104	116	10.9	99			30 - 150	30	
% DCBP (Surrogate Rec) (Confirm	96	%	92	94	2.2	82			30 - 150	30	
% TCMX (Surrogate Rec)	99	%	92	102	10.3	49			30 - 150	30	
% TCMX (Surrogate Rec) (Confirm	100	%	96	103	7.0	51			30 - 150	30	
Comment:											
This batch consists of a Blank, LCS, LCSD and MS.											
QA/QC Batch 555743 (ug/Kg), QC Sample No: CH26429 10X (CH26429, CH26431, CH26433, CH26434, CH26435)											
Polychlorinated Biphenyls - Soil											
PCB-1016	ND	170	46	92	66.7	92	79	15.2	40 - 140	30	r
PCB-1221	ND	170							40 - 140	30	
PCB-1232	ND	170							40 - 140	30	
PCB-1242	ND	170							40 - 140	30	
PCB-1248	ND	170							40 - 140	30	
PCB-1254	ND	170							40 - 140	30	
PCB-1260	ND	170	51	108	71.7	100	87	13.9	40 - 140	30	r
PCB-1262	ND	170							40 - 140	30	
PCB-1268	ND	170							40 - 140	30	
% DCBP (Surrogate Rec)	101	%	48	111	79.2	107	102	4.8	30 - 150	30	r
% DCBP (Surrogate Rec) (Confirm	87	%	48	108	76.9	102	94	8.2	30 - 150	30	r
% TCMX (Surrogate Rec)	76	%	47	94	66.7	94	73	25.1	30 - 150	30	r
% TCMX (Surrogate Rec) (Confirm	75	%	47	96	68.5	96	75	24.6	30 - 150	30	r
QA/QC Batch 555740 (ug/Kg), QC Sample No: CH26447 10X (CH26400, CH26401, CH26402, CH26404, CH26405, CH26406, CH26407, CH26408, CH26409, CH26447, CH26448, CH26449, CH26450, CH26451, CH26452, CH26453, CH26455)											
Polychlorinated Biphenyls - Soil											
PCB-1016	ND	170	66	90	30.8	71			40 - 140	30	r
PCB-1221	ND	170							40 - 140	30	
PCB-1232	ND	170							40 - 140	30	
PCB-1242	ND	170							40 - 140	30	
PCB-1248	ND	170							40 - 140	30	
PCB-1254	ND	170							40 - 140	30	
PCB-1260	ND	170	94	109	14.8	82			40 - 140	30	
PCB-1262	ND	170							40 - 140	30	
PCB-1268	ND	170							40 - 140	30	

QA/QC Data

SDG I.D.: GCH26400

Parameter	Blank	Blk RL		LCS %	LCSD %	LCS RPD	MS %	MSD %	MS RPD	% Rec Limits	% RPD Limits	
% DCBP (Surrogate Rec)	96	%		113	115	1.8	92			30 - 150	30	
% DCBP (Surrogate Rec) (Confirm	95	%		110	99	10.5	75			30 - 150	30	
% TCMX (Surrogate Rec)	66	%		45	92	68.6	54			30 - 150	30	r
% TCMX (Surrogate Rec) (Confirm	64	%		46	95	69.5	57			30 - 150	30	r

Comment:

This batch consists of a Blank, LCS, LCSD and MS.

I = This parameter is outside laboratory LCS/LCSD specified recovery limits.
r = This parameter is outside laboratory RPD specified recovery limits.

If there are any questions regarding this data, please call Phoenix Client Services at extension 200.

RPD - Relative Percent Difference
LCS - Laboratory Control Sample
LCSD - Laboratory Control Sample Duplicate
MS - Matrix Spike
MS Dup - Matrix Spike Duplicate
NC - No Criteria
Intf - Interference

Phyllis Shiller, Laboratory Director
December 11, 2020

Friday, December 11, 2020

Criteria: CT: GAM

State: CT

Sample Criteria Exceedances Report

GCH26400 - WESTSAMP-EVER$

SampNo	Acode	Phoenix Analyte	Criteria	Result	RL	Criteria	RL Criteria	Analysis Units

*** No Data to Display ***

Phoenix Laboratories does not assume responsibility for the data contained in this exceedance report. It is provided as an additional tool to identify requested criteria exceedences. All efforts are made to ensure the accuracy of the data (obtained from appropriate agencies). A lack of exceedence information does not necessarily suggest conformance to the criteria. It is ultimately the site professional's responsibility to determine appropriate compliance.

REASONABLE CONFIDENCE PROTOCOL
LABORATORY ANALYSIS QA/QC CERTIFICATION FORM

Laboratory Name: Phoenix Environmental Labs, Inc. ***Client:*** Weston & Sampson

Project Location: SIMSBURY AVE ***Project Number:***

Laboratory Sample ID(s): CH26400-CH26455 ***Sampling Date(s):*** 12/7/2020

List RCP Methods Used (e.g., 8260, 8270, et cetera) 8082, ETPH

1	**For each analytical method referenced in this laboratory report package, were all specified QA/QC performance criteria followed, including the requirement to explain any criteria falling outside of acceptable guidelines, as specified in the CT DEP method-specific Reasonable Confidence Protocol documents?**	☑ Yes ☐ No
1A	**Were the method specified preservation and holding time requirements met?**	☑ Yes ☐ No
1B	***VPH and EPH methods only:*** **Was the VPH or EPH method conducted without significant modifications (see section 11.3 of respective RCP methods)**	☐ Yes ☐ No ☑ NA
2	**Were all samples received by the laboratory in a condition consistent with that described on the associated Chain-of-Custody document(s)?**	☑ Yes ☐ No
3	**Were samples received at an appropriate temperature (< 6 Degrees C)?**	☑ Yes ☐ No ☐ NA
4	**Were all QA/QC performance criteria specified in the Reasonable Confidence Protocol documents acheived? See Sections: ETPH Narration, PCB Narration.**	☐ Yes ☑ No
5	**a) Were reporting limits specified or referenced on the chain-of-custody?** **b) Were these reporting limits met?**	☑ Yes ☐ No ☑ Yes ☐ No
6	**For each analytical method referenced in this laboratory report package, were results reported for all constituents identified in the method-specific analyte lists presented in the Reasonable Confidence Protocol documents?**	☑ Yes ☐ No
7	**Are project-specific matrix spikes and laboratory duplicates included in the data set?**	☑ Yes ☐ No

Notes: For all questions to which the response was "No" (with the exception of question #7), additional information must be provided in an attached narrative. If the answer to question #1, #1A or 1B is "No", the data package does not meet the requirements for "Reasonable Confidence". This form may not be altered and all questions must be answered.

I, the undersigned, attest under the pains and penalties of perjury that, to the best of my knowledge and belief and based upon my personal inquiry of those responsible for providing the information contained in this analytical report, such information is accurate and complete.

Authorized Signature: Rashmi Makol **Position:** Project Manager

Printed Name: Rashmi Makol **Date:** Friday, December 11, 2020

Name of Laboratory Phoenix Environmental Labs, Inc.

This certification form is to be used for RCP methods only.

CTDEP RCP Laboratory Analysis QA/QC Certification Form - November 2007
Laboratory Quality Assurance and Quality Control Guidance Reasonable Confidence Protocols

Environmental Laboratories, Inc.
587 East Middle Turnpike, P.O.Box 370, Manchester, CT 06045
Tel. (860) 645-1102 Fax (860) 645-0823

ACCREDITED IN ACCORDANCE WITH nelac NY # 11301

RCP Certification Report

December 11, 2020

SDG I.D.: GCH26400

ETPH Narration

Were all QA/QC performance criteria specified in the Reasonable Confidence Protocol documents achieved? No.

QC Batch 555739 (Samples: CH26400): -----

The LCS and/or the LCSD recovery is below the method criteria. All of the other QC is acceptable, therefore no significant bias is suspected. (Ext. Petroleum H.C. (C9-C36))

The LCS/LCSD RPD exceeds the method criteria for one or more analytes, therefore there may be variability in the reported result. (Ext. Petroleum H.C. (C9-C36))

The LCS/LCSD RPD exceeds the method criteria for one or more surrogates, therefore there may be variability in the reported result. (% n-Pentacosane)

Instrument:

AU-FID11 12/08/20-1 Jeff Bucko, Chemist 12/08/20

CH26400 (1X), CH26414 (1X), CH26417 (1X)

The initial calibration (ETPHO26I) RSD for the compound list was less than 30% except for the following compounds: None.
As per section 7.2.3, a discrimination check standard was run (D08A003_1) and contained the following outliers: None.
The continuing calibration %D for the compound list was less than 30% except for the following compounds:None.

AU-XL1 12/07/20-1 Jeff Bucko, Chemist 12/07/20

CH26435 (1X)

The initial calibration (ETPH929I) RSD for the compound list was less than 30% except for the following compounds: None.
As per section 7.2.3, a discrimination check standard was run (D07A003) and contained the following outliers: None.
The continuing calibration %D for the compound list was less than 30% except for the following compounds:None.

AU-XL2 12/07/20-1 Jeff Bucko, Chemist 12/07/20

CH26403 (1X), CH26409 (1X)

The initial calibration (ETPH916I) RSD for the compound list was less than 30% except for the following compounds: None.
As per section 7.2.3, a discrimination check standard was run (D07A003_1) and contained the following outliers: None.
The continuing calibration %D for the compound list was less than 30% except for the following compounds:None.

QC (Batch Specific):

Batch 555717 (CH25926)

CH26403, CH26409, CH26414, CH26417, CH26435

All LCS recoveries were within 60 - 120 with the following exceptions: None.
All LCSD recoveries were within 60 - 120 with the following exceptions: None.
All LCS/LCSD RPDs were less than 30% with the following exceptions: None.
Additional surrogate criteria: LCS acceptance range is 60-120% MS acceptance range 50-150%. The ETPH/DRO LCS has been normalized based on the alkane calibration.

Batch 555739 (CH22051)

CH26400

All LCS recoveries were within 60 - 120 with the following exceptions: None.
All LCSD recoveries were within 60 - 120 with the following exceptions: Ext. Petroleum H.C. (C9-C36)(53%)
All LCS/LCSD RPDs were less than 30% with the following exceptions: % n-Pentacosane(38.8%), Ext. Petroleum H.C. (C9-C36)(35.7%)

PHOENIX
Environmental Laboratories, Inc.
587 East Middle Turnpike, P.O.Box 370, Manchester, CT 06045
Tel. (860) 645-1102 Fax (860) 645-0823

ACCREDITED IN ACCORDANCE WITH nelac NY # 11301

RCP Certification Report

December 11, 2020

SDG I.D.: GCH26400

ETPH Narration

Additional surrogate criteria: LCS acceptance range is 60-120% MS acceptance range 50-150%. The ETPH/DRO LCS has been normalized based on the alkane calibration.

PCB Narration

Were all QA/QC performance criteria specified in the Reasonable Confidence Protocol documents achieved? No.

QC Batch 555740 (Samples: CH26400, CH26401, CH26402, CH26404, CH26405, CH26406, CH26407, CH26408, CH26409, CH26447, CH26448, CH26449, CH26450, CH26451, CH26452, CH26453, CH26455): -----

The LCS/LCSD RPD exceeds the method criteria for one or more analytes, but these analytes were not reported in the sample(s) so no variability is suspected. (PCB-1016)

The LCS/LCSD RPD exceeds the method criteria for one or more surrogates, therefore there may be variability in the reported result. (% TCMX (Surrogate Rec), % TCMX (Surrogate Rec) (Confirmation))

QC Batch 555743 (Samples: CH26429, CH26431, CH26433, CH26434, CH26435): -----

The LCS/LCSD RPD exceeds the method criteria for one or more analytes, but these analytes were not reported in the sample(s) so no variability is suspected. (PCB-1016, PCB-1260)

The LCS/LCSD RPD exceeds the method criteria for one or more surrogates, therefore there may be variability in the reported result. (% DCBP (Surrogate Rec), % DCBP (Surrogate Rec) (Confirmation), % TCMX (Surrogate Rec), % TCMX (Surrogate Rec) (Confirmation))

Instrument:

AU-ECD1 12/08/20-1 Saadia Chudary, Chemist 12/08/20

CH26404 (10X), CH26406 (10X), CH26411 (10X), CH26427 (10X), CH26440 (10X), CH26441 (10X), CH26455 (10X)

The initial calibration (PC1117AI) RSD for the compound list was less than 20% except for the following compounds: None.
The initial calibration (PC1117BI) RSD for the compound list was less than 20% except for the following compounds: None.
The continuing calibration %D for the compound list was less than 15% except for the following compounds:None.

AU-ECD24 12/08/20-1 Saadia Chudary, Chemist 12/08/20

CH26400 (10X), CH26405 (10X), CH26410 (10X), CH26413 (10X), CH26424 (10X), CH26428 (10X), CH26445 (10X), CH26446 (10X)

The initial calibration (PC1110AI) RSD for the compound list was less than 20% except for the following compounds: None.
The initial calibration (PC1110BI) RSD for the compound list was less than 20% except for the following compounds: None.
The continuing calibration %D for the compound list was less than 15% except for the following compounds:None.

AU-ECD24 12/09/20-1 Saadia Chudary, Chemist 12/09/20

CH26430 (10X)

The initial calibration (PC1110AI) RSD for the compound list was less than 20% except for the following compounds: None.
The initial calibration (PC1110BI) RSD for the compound list was less than 20% except for the following compounds: None.
The continuing calibration %D for the compound list was less than 15% except for the following compounds:None.

AU-ECD29 12/08/20-1 Saadia Chudary, Chemist 12/08/20

CH26407 (10X), CH26408 (10X), CH26416 (10X), CH26433 (10X), CH26442 (10X)

The initial calibration (PC1201AI) RSD for the compound list was less than 20% except for the following compounds: None.
The initial calibration (PC1201BI) RSD for the compound list was less than 20% except for the following compounds: None.

Environmental Laboratories, Inc.
587 East Middle Turnpike, P.O.Box 370, Manchester, CT 06045
Tel. (860) 645-1102 Fax (860) 645-0823

ACCREDITED IN ACCORDANCE WITH nelac NY # 11301

RCP Certification Report

December 11, 2020

SDG I.D.: GCH26400

PCB Narration

The continuing calibration %D for the compound list was less than 15% except for the following compounds:None.

AU-ECD3 12/08/20-1 Saadia Chudary, Chemist 12/08/20

CH26409 (10X), CH26434 (10X), CH26435 (10X), CH26436 (10X), CH26439 (10X), CH26451 (10X), CH26453 (10X)

The initial calibration (PC1117AI) RSD for the compound list was less than 20% except for the following compounds: None.
The initial calibration (PC1117BI) RSD for the compound list was less than 20% except for the following compounds: None.
The continuing calibration %D for the compound list was less than 15% except for the following compounds:None.

AU-ECD3 12/09/20-1 Saadia Chudary, Chemist 12/09/20

CH26403 (10X), CH26432 (10X), CH26454 (10X)

The initial calibration (PC1117AI) RSD for the compound list was less than 20% except for the following compounds: None.
The initial calibration (PC1117BI) RSD for the compound list was less than 20% except for the following compounds: None.
The continuing calibration %D for the compound list was less than 15% except for the following compounds:None.

AU-ECD48 12/08/20-1 Saadia Chudary, Chemist 12/08/20

CH26418 (10X), CH26420 (10X), CH26421 (10X), CH26423 (10X), CH26426 (10X), CH26449 (10X), CH26450 (10X)

The initial calibration (PC1112AI) RSD for the compound list was less than 20% except for the following compounds: None.
The initial calibration (PC1112BI) RSD for the compound list was less than 20% except for the following compounds: None.
The continuing calibration %D for the compound list was less than 15% except for the following compounds:None.

AU-ECD5 12/08/20-1 Saadia Chudary, Chemist 12/08/20

CH26401 (10X), CH26422 (10X), CH26425 (10X), CH26431 (10X), CH26437 (10X), CH26438 (10X), CH26452 (10X)

The initial calibration (PC1102AI) RSD for the compound list was less than 20% except for the following compounds: None.
The initial calibration (PC1102BI) RSD for the compound list was less than 20% except for the following compounds: None.
The continuing calibration %D for the compound list was less than 15% except for the following compounds:None.

AU-ECD6 12/08/20-1 Saadia Chudary, Chemist 12/08/20

CH26417 (10X), CH26419 (10X), CH26429 (10X), CH26447 (10X), CH26448 (10X)

The initial calibration (PC1102AI) RSD for the compound list was less than 20% except for the following compounds: None.
The initial calibration (PC1102BI) RSD for the compound list was less than 20% except for the following compounds: None.
The continuing calibration %D for the compound list was less than 15% except for the following compounds:None.

AU-ECD8 12/08/20-1 Saadia Chudary, Chemist 12/08/20

CH26402 (10X), CH26412 (10X), CH26414 (10X), CH26415 (10X), CH26443 (10X), CH26444 (10X)

The initial calibration (PC1202AI) RSD for the compound list was less than 20% except for the following compounds: None.
The initial calibration (PC1202BI) RSD for the compound list was less than 20% except for the following compounds: None.
The continuing calibration %D for the compound list was less than 15% except for the following compounds:None.

QC (Batch Specific):

Batch 555686 (CH17066)

CH26436, CH26437, CH26438, CH26439, CH26440, CH26441, CH26442, CH26443, CH26444, CH26445, CH26446

All LCS recoveries were within 40 - 140 with the following exceptions: None.
All LCSD recoveries were within 40 - 140 with the following exceptions: None.
All LCS/LCSD RPDs were less than 30% with the following exceptions: None.
Due to PCB in the unspiked sample, MS/MSD could not be reported.

QC (Site Specific):

Batch 555740 (CH26447)

Environmental Laboratories, Inc.
587 East Middle Turnpike, P.O.Box 370, Manchester, CT 06045
Tel. (860) 645-1102 Fax (860) 645-0823

ACCREDITED IN ACCORDANCE WITH nelac NY # 11301

RCP Certification Report

December 11, 2020

SDG I.D.: GCH26400

PCB Narration

CH26400, CH26401, CH26402, CH26404, CH26405, CH26406, CH26407, CH26408, CH26409, CH26447, CH26448, CH26449, CH26450, CH26451, CH26452, CH26453, CH26455

All LCS recoveries were within 40 - 140 with the following exceptions: None.
All LCSD recoveries were within 40 - 140 with the following exceptions: None.
All LCS/LCSD RPDs were less than 30% with the following exceptions: % TCMX (Surrogate Rec)(68.6%), % TCMX (Surrogate Rec) (Confirmation)(69.5%), PCB-1016(30.8%)
All MS recoveries were within 40 - 140 with the following exceptions: None.
This batch consists of a Blank, LCS, LCSD and MS.

Batch 555741 (CH26410)

CH26410, CH26411, CH26412, CH26413, CH26414, CH26415, CH26416, CH26417, CH26418, CH26419, CH26420, CH26421, CH26422, CH26423, CH26424, CH26425, CH26426, CH26427, CH26428

All LCS recoveries were within 40 - 140 with the following exceptions: None.
All LCSD recoveries were within 40 - 140 with the following exceptions: None.
All LCS/LCSD RPDs were less than 30% with the following exceptions: None.
All MS recoveries were within 40 - 140 with the following exceptions: None.
This batch consists of a Blank, LCS, LCSD and MS.

Batch 555743 (CH26429)

CH26429, CH26431, CH26433, CH26434, CH26435

All LCS recoveries were within 40 - 140 with the following exceptions: None.
All LCSD recoveries were within 40 - 140 with the following exceptions: None.
All LCS/LCSD RPDs were less than 30% with the following exceptions: % DCBP (Surrogate Rec)(79.2%), % DCBP (Surrogate Rec) (Confirmation)(76.9%), % TCMX (Surrogate Rec)(66.7%), % TCMX (Surrogate Rec) (Confirmation)(68.5%), PCB-1016(66.7%), PCB-1260(71.7%)
All MS recoveries were within 40 - 140 with the following exceptions: None.
All MSD recoveries were within 40 - 140 with the following exceptions: None.
All MS/MSD RPDs were less than 30% with the following exceptions: None.

Batch 555852 (CH26403)

CH26403, CH26430, CH26432, CH26454

All LCS recoveries were within 40 - 140 with the following exceptions: None.
All LCSD recoveries were within 40 - 140 with the following exceptions: None.
All LCS/LCSD RPDs were less than 30% with the following exceptions: None.
All MS recoveries were within 40 - 140 with the following exceptions: None.
All MSD recoveries were within 40 - 140 with the following exceptions: None.
All MS/MSD RPDs were less than 30% with the following exceptions: None.

Temperature Narration

Cooler: Yes ☑ No ☐
Coolant: IPK ☑ ICE ☐ No ☐

PHOENIX
Environmental Laboratories, Inc.

CHAIN OF CUSTODY RECORD

587 East Middle Turnpike, P.O. Box 370, Manchester, CT 06040
Email: info@phoenixlabs.com Fax (860) 645-0823
Client Services (860) 645-8726

Temp -8 °C Pg 1 of 5

Data Delivery/Contact Options:
☐ Fax: WillsonJ@wseinc.com
☐ Phone: yellenl@wseinc.com
☐ Email:

Customer: Weston Sampson
Address: 712 Brook ST
Rocky Hill, CT 06067
(For Eversource)

Project: Simsbury AWC
Report to: Jeff Willson
Invoice to: Jeff Willson
QUOTE # Eversource Rates

Project P.O:

This section MUST be completed with Bottle Quantities.

Sampler's Signature: [signature] Date: 12/7/2020

Client Sample - Information - Identification

Matrix Code:
DW=Drinking Water **GW**=Ground Water **SW**=Surface Water **WW**=Waste Water
RW=Raw Water **SE**=Sediment **SL**=Sludge **S**=Soil **SD**=Solid **W**=Wipe **OIL**=Oil
B=Bulk **L**=Liquid **X** = _____(Other)

Analysis Request

PHOENIX USE ONLY SAMPLE #	Customer Sample Identification	Sample Matrix	Date Sampled	Time Sampled	PCBs (soil/Lt)	ETPH	MS/MSD*	GL Amber 8 oz. w/H3PO4	Soil VOA Vials [ ] methanol [ ] H2O	GL Soil container (8) oz	GL Soil container (4) oz	40 ml VOA Vial [ ] As is [ ] HCl	GL Amber 1000ml [ ] As is [ ] H2SO4	PL As is [ ] 250ml [ ] 500ml [ ] 1000ml	PL H2SO4 [ ] 250ml [ ] 500ml	PL HNO3 250ml	PL NaOH 250ml	Bacteria Bottle w/thio	Bacteria Bottle as is
26401	CS-1	S	12/7/20	1200	X	X		1											
26401	CS-2			1201	X					1									
26402	CS-3			1202	X					1									
26403	CS-4			1203	X	X		1											
26404	CS-5			1204	X					1									
26405	CS-6			1205	X					1									
26406	CS-7			1206	X					1									
26407	CS-8			1207	X					1									
26408	CS-9			1208	X					1									
26409	CS-10			1209	X	X		1											
26410	CS-11			1210	X					1									
26411	CS-12	↓	↓	1211	X					1									

Relinquished by:	Accepted by:	Date:	Time:
[signature]	ST	12/7/20	1545
ST	[signature]	12/7/20	10:44

Comments, Special Requirements or Regulations:
Please bill weston + Sampson using Eversource Rates

*MS/MSD are considered site samples and will be billed as such in accordance with the prices quoted.

Turnaround Time:
☑ 1 Day*
☐ 2 Days*
☐ 3 Days*
☐ Standard
☐ Other
* SURCHARGE APPLIES

RI
☐ (Residential)
☐ (Comm/Industrial) Direct Exposure
☐ GA Leachability
☐ GB Leachability
☐ GA-GW Objectives
☐ GB-GW Objectives

CT
☑ RCP Cert
☑ GW Protection
☐ SW Protection
☑ GA Mobility
☐ GB Mobility
☐ Residential DEC
☐ I/C DEC
☐ Other

MA
☐ MCP Certification
☐ GW-1 ☐ MWRA eSMART
☐ GW-2 ☐ S-1 10% CALC
☐ GW-3
☐ S-1 GW-1 ☐ S-1 GW-2 ☐ S-1 GW-3
☐ S-2 GW-1 ☐ S-2 GW-2 ☐ S-2 GW-3
☐ S-3 GW-1 ☐ S-3 GW-2 ☐ S-3 GW-3
☐ SW Protection

State where samples were collected: CT

Data Format
☑ Excel
☑ PDF
☐ GIS/Key
☐ EQuIS
☐ Other

Data Package
☐ Tier II Checklist
☐ Full Data Package*
☑ Phoenix Std Report
☐ Other
* SURCHARGE APPLIES

Cooler: Yes ☑ No ☐
Coolant: IPK ☑ ICE ☐ No ☐

PHOENIX
Environmental Laboratories, Inc.

CHAIN OF CUSTODY RECORD

587 East Middle Turnpike, P.O. Box 370, Manchester, CT 06040
Email: info@phoenixlabs.com Fax (860) 645-0823
Client Services (860) 645-8726

Temp 1.8 °C Pg 2 of

Data Delivery/Contact Options:
☐ Fax: willsonJ@wsein.com
☐ Phone: yellenl@wsein.com
☑ Email:

Customer: Weston + Sampson (For Eversource)
Address: 712 Brook ST
Rocky Hill, CT

Project: Simsbury AWC
Report to: Jeff Willson
Invoice to: Jeff Willson
QUOTE # Eversource Rates

Project P.O:

This section MUST be completed with Bottle Quantities.

Client Sample - Information - Identification

Sampler's Signature: [signature] Date: 12/7/20

Matrix Code:
DW=Drinking Water **GW**=Ground Water **SW**=Surface Water **WW**=Waste Water
RW=Raw Water **SE**=Sediment **SL**=Sludge **S**=Soil **SD**=Solid **W**=Wipe **OIL**=Oil
B=Bulk **L**=Liquid **X** = _____(Other)

Analysis Request

PHOENIX USE ONLY SAMPLE #	Customer Sample Identification	Sample Matrix	Date Sampled	Time Sampled	PCBs (soxhlet)	ETPH	MS/MSD*	GL Amber 8 oz. w/H3PO4	Soil VOA Vials [ ]methanol [ ]H2O	GL Soil container (4)oz	GL Soil container (8)oz	40 ml VOA Vial [ ]As is [ ]HCl	GL Amber 1000ml [ ]As is [ ]H2SO4	PL As is [ ]250ml [ ]500ml [ ]1000ml	PL H2SO4 [ ]250ml [ ]500ml	PL HNO3 250ml	PL NaOH 250ml	Bacteria Bottle w/hio	Bacteria Bottle as is
20412	CS-13	S	12/7/20	1212	X					1									
20413	CS-14			1213	X					1									
20414	CS-15			1214	X	X					1								
20415	CS-16			1215	X					1									
20416	CS-17			1216	X					1									
20417	CS-18			1217	X	X					1								
20418	CS-19			1218	X					1									
20419	CS-20			1219	X					1									
20420	CS-21			1220	X					1									
20421	CS-22			1221	X					1									
20422	CS-23			1222	X					1									
20423	CS-24	↓	↓	1223	X					1									

Relinquished by:	Accepted by:	Date:	Time:
[signature]	ST	12/7/20	1545
ST	[signature]	12/7/20	16:44

Comments, Special Requirements or Regulations:
Bill Weston + Sampson using Eversource Rates

*MS/MSD are considered site samples and will be billed as such in accordance with the prices quoted.

Turnaround Time:
☑ 1 Day*
☐ 2 Days*
☐ 3 Days*
☐ Standard
☐ Other
* SURCHARGE APPLIES

RI
☐ (Residential)
☐ (Comm/Industrial) Direct Exposure
☐ GA Leachability
☐ GB Leachability
☐ GA-GW Objectives
☐ GB-GW Objectives

CT
☑ RCP Cert
☑ GW Protection
☐ SW Protection
☑ GA Mobility
☐ GB Mobility
☐ Residential DEC
☐ I/C DEC
☐ Other

MA
☐ MCP Certification
☐ GW-1 ☐ MWRA eSMART
☐ GW-2 ☐ S-1 10% CALC
☐ GW-3
☐ S-1 GW-1 ☐ S-1 GW-2 ☐ S-1 GW-3
☐ S-2 GW-1 ☐ S-2 GW-2 ☐ S-2 GW-3
☐ S-3 GW-1 ☐ S-3 GW-2 ☐ S-3 GW-3
☐ SW Protection

State where samples were collected: CT

Data Format
☑ Excel
☑ PDF
☐ GIS/Key
☐ EQuIS
☐ Other

Data Package
☐ Tier II Checklist
☐ Full Data Package*
☑ Phoenix Std Report
☐ Other
* SURCHARGE APPLIES

Cooler: Yes ☑ No ☐
Coolant: IPK ☐ ICE ☐ No ☐

PHOENIX
Environmental Laboratories, Inc.

CHAIN OF CUSTODY RECORD

587 East Middle Turnpike, P.O. Box 370, Manchester, CT 06040
Email: info@phoenixlabs.com Fax (860) 645-0823
Client Services (860) 645-8726

Temp 1-8 °C Pg 3 of

Data Delivery/Contact Options:
☐ Fax:
☐ Phone:
☑ Email: willsonjc@wseinc.com; jellen@wseinc.com

Customer: Weston + Sampson (For Eversource)
Address: 712 Brook St, Rocky Hill

Project: Simsbury AWC
Report to: Jeff Willson
Invoice to: Jeff Willson
QUOTE # Eversource Rates

Project P.O:

This section MUST be completed with Bottle Quantities.

Sampler's Signature: JW Date: 12/7/20

Matrix Code:
DW=Drinking Water **GW**=Ground Water **SW**=Surface Water **WW**=Waste Water
RW=Raw Water **SE**=Sediment **SL**=Sludge **S**=Soil **SD**=Solid **W**=Wipe **OIL**=Oil
B=Bulk **L**=Liquid **X** = _____(Other)

PHOENIX USE ONLY SAMPLE #	Client Sample - Information - Identification: Customer Sample Identification	Sample Matrix	Date Sampled	Time Sampled	Analysis Request: PCBs (soxlet)	ETPH	MS/MSD *	GL Amber 8 oz. w/H3PO4	Soil VOA Vials [ ] methanol [ ] H2O	GL Soil container (4) oz	GL Soil container (8) oz	40 ml VOA Vial [ ] As is [ ] HCl	GL Amber 1000ml [ ] As is [ ] H2SO4	PL As is [ ] 250ml [ ] 500ml [ ] 1000ml	PL H2SO4 [ ] 250ml [ ] 500ml	PL HNO3 250ml	PL NaOH 250ml	Bacteria Bottle w/thio	Bacteria Bottle as is
260424	CS-25	S	12/7/20	1224	X					1									
260425	CS-26			1225	X														
260426	CS-27			1226	X														
260427	CS-28			1227	X														
260428	CS-29			1228	X														
260429	CS-30			1229	X														
260430	CS-31			1230	X														
260431	CS-32			1231	X														
260432	CS-33			1232	X														
260433	CS-34			1233	X														
260434	CS-35			1234	X														
260435	CS-36	↓	↓	1235	X	X				1									

Relinquished by:	Accepted by:	Date:	Time:
JW	ST	12/7/20	1545
ST	Kayla Mullen	12/7/20	10:44

Comments, Special Requirements or Regulations:
Bill Weston + Sampson using Eversource Rates

*MS/MSD are considered site samples and will be billed as such in accordance with the prices quoted.

Turnaround Time:
☑ 1 Day*
☐ 2 Days*
☐ 3 Days*
☐ Standard
☐ Other
* SURCHARGE APPLIES

RI
☐ (Residential)
☐ (Comm/Industrial) Direct Exposure
☐ GA Leachability
☐ GB Leachability
☐ GA-GW Objectives
☐ GB-GW Objectives

CT
☑ RCP Cert
☑ GW Protection
☐ SW Protection
☑ GA Mobility
☐ GB Mobility
☐ Residential DEC
☐ I/C DEC
☐ Other

MA
☐ MCP Certification
☐ GW-1 ☐ MWRA eSMART
☐ GW-2 ☐ S-1 10% CALC
☐ GW-3
☐ S-1 GW-1 ☐ S-1 GW-2 ☐ S-1 GW-3
☐ S-2 GW-1 ☐ S-2 GW-2 ☐ S-2 GW-3
☐ S-3 GW-1 ☐ S-3 GW-2 ☐ S-3 GW-3
☐ SW Protection

State where samples were collected: CT

Data Format
☑ Excel
☑ PDF
☐ GIS/Key
☐ EQuIS
☐ Other

Data Package
☑ Tier II Checklist
☐ Full Data Package*
☑ Phoenix Std Report
☐ Other
* SURCHARGE APPLIES

The Connecticut Light and Power Company
d/b/a Eversource Energy
Docket No. 26-05-10
Date Issued September 29, 2026
RSR-032 Attachment 141
Page 229 of 578

Cooler: Yes ☐ No ☐
Coolant: IPK ☐ ICE ☐ No ☐

PHOENIX
Environmental Laboratories, Inc.

CHAIN OF CUSTODY RECORD

587 East Middle Turnpike, P.O. Box 370, Manchester, CT 06040
Email: info@phoenixlabs.com Fax (860) 645-0823
Client Services (860) 645-8726

Temp °C Pg 5 of 5

Data Delivery/Contact Options:
☐ Fax: WillsonJ@wseinc.com
☐ Phone: yellen@wseinc.com
☑ Email:

Customer: Weston Sampson (For Eversource)
Address: 712 Brook ST
Rocky Hill, CT

Project: Simsbury AWC
Report to: Jeff Willson
Invoice to: Jeff Willson
QUOTE # Eversource Rates

Project P.O:

This section MUST be completed with Bottle Quantities.

Sampler's Signature: [signature] Date: 12/7/20

Client Sample - Information - Identification

Matrix Code:
DW=Drinking Water **GW**=Ground Water **SW**=Surface Water **WW**=Waste Water
RW=Raw Water **SE**=Sediment **SL**=Sludge **S**=Soil **SD**=Solid **W**=Wipe **OIL**=Oil
B=Bulk **L**=Liquid **X** = _____(Other)

Analysis Request

PHOENIX USE ONLY SAMPLE #	Customer Sample Identification	Sample Matrix	Date Sampled	Time Sampled	RCRA 8 (soil/wtr) ETPH	MS/MSD*	GL Amber 8 oz w/H3PO4	Soil VOA Vials [ ] methanol [ ] H2O	GL Soil container (4) oz	GL Soil container ( ) oz	40 ml VOA Vial [ ] As is [ ] HCl	GL Amber 1000ml [ ] As is [ ] H2SO4	PL As is [ ] 250ml [ ] 500ml [ ] 1000ml	PL H2SO4 [ ] 250ml [ ] 500ml	PL HNO3 250ml	PL NaOH 250ml	Bacteria Bottle w/thio	Bacteria Bottle as is
20448	CS-49	S	12/7/20	1248	X				1									
20449	CS-50			1249	X													
20450	CS-51			1250	X													
20451	CS-52			1251	X													
20452	CS-53			1252	X													
20453	Dup-1			—	X													
20454	Dup-2			—	X													
20455	Dup-3			—	X													

Relinquished by:	Accepted by:	Date:	Time:
[signature] ST	ST	12/7/20	1545
			110-44

Comments, Special Requirements or Regulations:
Please bill WTS using Eversource Rates

*MS/MSD are considered site samples and will be billed as such in accordance with the prices quoted.

Turnaround Time:
☑ 1 Day*
☐ 2 Days*
☐ 3 Days*
☐ Standard
☐ Other
* SURCHARGE APPLIES

RI
☐ (Residential)
☐ (Comm/Industrial) Direct Exposure
☐ GA Leachability
☐ GB Leachability
☐ GA-GW Objectives
☐ GB-GW Objectives

CT
☑ RCP Cert
☑ GW Protection
☐ SW Protection
☑ GA Mobility
☐ GB Mobility
☐ Residential DEC
☐ I/C DEC
☐ Other

MA
☐ MCP Certification
☐ GW-1 ☐ MWRA eSMART
☐ GW-2 ☐ S-1 10% CALC
☐ GW-3
☐ S-1 GW-1 ☐ S-1 GW-2 ☐ S-1 GW-3
☐ S-2 GW-1 ☐ S-2 GW-2 ☐ S-2 GW-3
☐ S-3 GW-1 ☐ S-3 GW-2 ☐ S-3 GW-3
☐ SW Protection

State where samples were collected: CT

Data Format
☑ Excel
☑ PDF
☐ GIS/Key
☐ EQuIS
☐ Other

Data Package
☐ Tier II Checklist
☐ Full Data Package*
☑ Phoenix Std Report
☐ Other
* SURCHARGE APPLIES

The Connecticut Light and Power Company
d/b/a Eversource Energy
Docket No. 26-05-10
Date Issued September 29, 2026
RSR-032 Attachment 141
Page 230 of 578

Cooler: Yes ☐ No ☐
Coolant: IPK ☐ ICE ☐ No ☐

PHOENIX
Environmental Laboratories, Inc.

CHAIN OF CUSTODY RECORD

587 East Middle Turnpike, P.O. Box 370, Manchester, CT 06040
Email: info@phoenixlabs.com Fax (860) 645-0823
Client Services (860) 645-8726

Temp 1 - 8 °C Pg 4 of 5

Data Delivery/Contact Options:
☐ Fax:
☐ Phone: WillsonJ@wseinc.com
☑ Email: yellenl@wseinc.com

Customer: Weston + Sampson (For Eversource)
Address: 712 Brook St
Rocky Hill, CT

Project: Simsbury AWC
Report to: Jeff Willson
Invoice to: Jeff Willson
QUOTE # Eversource Rates

Project P.O:

This section MUST be completed with Bottle Quantities.

Sampler's Signature: [signature] Date: 12/7/20

Client Sample - Information - Identification

Matrix Code:
DW=Drinking Water **GW**=Ground Water **SW**=Surface Water **WW**=Waste Water
RW=Raw Water **SE**=Sediment **SL**=Sludge **S**=Soil **SD**=Solid **W**=Wipe **OIL**=Oil
B=Bulk **L**=Liquid **X** = _____(Other)

Analysis Request

PHOENIX USE ONLY SAMPLE #	Customer Sample Identification	Sample Matrix	Date Sampled	Time Sampled	PCBs (soil/sed)	ETPH	MS/MSD *	GL Amber 8 oz. w/H3PO4	Soil VOA Vials [ ] methanol [ ] H2O	GL Soil container (4) oz	GL Soil container (8) oz	40 ml VOA Vial [ ] As is [ ] HCl	GL Amber 1000ml [ ] As is [ ] H2SO4	PL As is [ ] 250ml [ ] 500ml [ ] 1000ml	PL H2SO4 [ ] 250ml [ ] 500ml	PL HNO3 250ml	PL NaOH 250ml	Bacteria Bottle w/thio	Bacteria Bottle as is
20436	CS-37	S	12/7/20	1236	X														
20437	CS-38	"	"	1237	X														
20438	CS-39	"	"	1238	X														
20439	CS-40	"	"	1239	X														
20440	CS-41	"	"	1240	X														
20441	CS-42	"	"	1241	X														
20442	CS-43	"	"	1242	X														
20443	CS-44	"	"	1243	X														
20444	CS-45	"	"	1244	X														
20445	CS-46	"	"	1245	X														
20446	CS-47	"	"	1246	X														
20447	CS-48	↓	↓	1247	X				1										

Relinquished by:	Accepted by:	Date:	Time:
[signature] ST	ST	12/7/20	1545
ST	[signature]	12/7/20	10:44

Comments, Special Requirements or Regulations:
Bill weston + Sampson using Eversource Rates

*MS/MSD are considered site samples and will be billed as such in accordance with the prices quoted.

Turnaround Time:
☑ 1 Day*
☐ 2 Days*
☐ 3 Days*
☐ Standard
☐ Other
* SURCHARGE APPLIES

RI
☐ (Residential)
☐ (Comm/Industrial) Direct Exposure
☐ GA Leachability
☐ GB Leachability
☐ GA-GW Objectives
☐ GB-GW Objectives

CT
☑ RCP Cert
☑ GW Protection
☐ SW Protection
☑ GA Mobility
☐ GB Mobility
☐ Residential DEC
☐ I/C DEC
☐ Other

MA
☐ MCP Certification
☐ GW-1 ☐ MWRA eSMART
☐ GW-2 ☐ S-1 10% CALC
☐ GW-3
☐ S-1 GW-1 ☐ S-1 GW-2 ☐ S-1 GW-3
☐ S-2 GW-1 ☐ S-2 GW-2 ☐ S-2 GW-3
☐ S-3 GW-1 ☐ S-3 GW-2 ☐ S-3 GW-3
☐ SW Protection

State where samples were collected: CT

Data Format
☑ Excel
☑ PDF
☐ GIS/Key
☐ EQuIS
☐ Other

Data Package
☐ Tier II Checklist
☐ Full Data Package*
☑ Phoenix Std Report
☐ Other
* SURCHARGE APPLIES

The Connecticut Light and Power Company
d/b/a Eversource Energy
Docket No. 26-05-10
Date Issued September 29, 2026
RSR-032 Attachment 141
Page 231 of 578

Sarah Bell

Subject: FW:

From: Yellen, Laura [mailto:yellenl@wseinc.com]
Sent: Wednesday, December 09, 2020 3:07 PM
To: Sarah Bell
Subject: RE:

Great thanks!

One more huge favor….I was just talking this over with Jeff Willson. It would it be easy to change sample IDs on GCH26400?
The sample ID on our other work order are a little too close to these on this one. We would like the IDs changed from CS-1 through CS-53 to now start from CS-30 to CS-8 2. So the current CS-1 changes to CS-30 and so on

Thanks!
Laura

From: Sarah Bell <sarah@phoenixlabs.com>
Sent: Wednesday, December 9, 2020 2:45 PM
To: Yellen, Laura <yellenl@wseinc.com>
Cc: Sirotnak, William <SirotnakW@wseinc.com>
Subject: RE:

Laura
Sorry I will add you to the list. Sometimes there are PCB samples that need clean ups, so we can rerun them.
That is what I mean when I say 4 not here or 4 repreps. Its standard on PCB-Sox work happens a lot that a sample needs a cleanup.
I will follow up with that job if a rush the following day with the last of the samples missing.
Usually if there are no add on's the final report gets generated a day after all rushes are done.
You can log into your account at any time and see if there are reports ready in case you missed the notification.
Thanks
Sarah

*Note: I am currently working remotely. You may call me directly at my cell number below or email
Sarah Bell
Project Manager
Phoenix Environmental Laboratories
587 East Middle Turnpike
Sarah@phoenixlabs.com
(C)860-558-0726
Website: www.phoenixlabs.com

From: Yellen, Laura [mailto:yellenl@wseinc.com]
Sent: Wednesday, December 09, 2020 2:10 PM
To: Sarah Bell
Subject: RE:

Hi Sarah,
From this point on, could you please also cc me on the emails that go out for this site? I'm assisting with processing all the data so I don't want to miss anything.

Also talk to about work order GCH26400……I saw yesterday email you had noted some re-preps on 4 samples. What does that mean? Also the results you just sent for this same work order is that the final version?

Are there other work orders out for this site? Just so I can keep an eye out?

Thanks!
Laura

From: Willson, Jeffrey <willsonj@wseinc.com>
Sent: Wednesday, December 9, 2020 1:35 PM
To: Yellen, Laura <yellenl@wseinc.com>
Subject: FW:

More results for Simsbury AWC I think

From: Sarah Bell <sarah@phoenixlabs.com>
Sent: Wednesday, December 9, 2020 1:32 PM
To: Willson, Jeffrey <willsonj@wseinc.com>; Sirotnak, William <SirotnakW@wseinc.com>
Subject:

The contents of this e-mail and any attachments are the property of the Weston & Sampson companies. The e-mail contents are only to be used by the intended recipient of the e-mail. If you are not the intended recipient, then use, disclosure, copying, distribution or reliance on the e-mail is prohibited. All professional advice from us should be obtained in writing (not e-mail).
The contents of this e-mail and any attachments are the property of the Weston & Sampson companies. The e-mail contents are only to be used by the intended recipient of the e-mail. If you are not the intended recipient, then use, disclosure, copying, distribution or reliance on the e-mail is prohibited. All professional advice from us should be obtained in writing (not e-mail).
The contents of this e-mail and any attachments are the property of the Weston & Sampson companies. The e-mail contents are only to be used by the intended recipient of the e-mail. If you are not the intended recipient, then use, disclosure, copying, distribution or reliance on the e-mail is prohibited. All professional advice from us should be obtained in writing (not e-mail).

Stone Backfill Affidavit

HERB HOLDEN TRUCKING, INC
SINCE 1981

59 Broad Brook Rd
Broad Brook, CT 06016
860-623-8855 Office
860-627-7896 Fax
www.holdeninc.com

RE: Eversource Berlin, CT

To Whom It May Concern:

This letter is to certify that Herb Holden Trucking, Inc. is supplying Strategic Environmental Services with ¾" stone for the Eversource project located at 107 Selden St Berlin, CT. This product has originated from a virgin bank sources. Our stone quarry is located at 311 East Mountain Rd in Westfield, MA. At this location all materials are either screened or crushed to make State of CT certified gravels, backfills and stone. All materials are mined from these locations and are free of any foreign materials.

Regards,

Aaron Dillon
Account Manager
aarondillon@holdeninc.com

Soil Laboratory Analytical Data

Gravel Backfill

(Note: project backfill used pertains to samples Wapping Gravel-03 through 08)

PHOENIX
Environmental Laboratories, Inc.

Monday, October 12, 2020

Attn: Paul Saccente
Strategic Environmental Services, Inc.
362 Putnam Hill Rd.
Sutton, MA 01590

Project ID: EVERSOURCE BERLIN
SDG ID: GCG91492
Sample ID#s: CG91492 - CG91500

This laboratory is in compliance with the NELAC requirements of procedures used except where indicated.

This report contains results for the parameters tested, under the sampling conditions described on the Chain Of Custody, as received by the laboratory. This report is incomplete unless all pages indicated in the pagination at the bottom of the page are included.

All soils, solids and sludges are reported on a dry weight basis unless otherwise noted in the sample comments.

A scanned version of the COC form accompanies the analytical report and is an exact duplicate of the original.

If you are the client above and have any questions concerning this testing, please do not hesitate to contact Phoenix Client Services at ext.200. The contents of this report cannot be discussed with anyone other than the client listed above without their written consent.

Sincerely yours,

Phyllis Shiller
Laboratory Director

NELAC - #NY11301
CT Lab Registration #PH-0618
MA Lab Registration #M-CT007
ME Lab Registration #CT-007
NH Lab Registration #213693-A,B
NJ Lab Registration #CT-003
NY Lab Registration #11301
PA Lab Registration #68-03530
RI Lab Registration #63
UT Lab Registration #CT00007
VT Lab Registration #VT11301

587 East Middle Turnpike, P.O. Box 370, Manchester, CT 06040
Telephone (860) 645-1102 Fax (860) 645-0823

Environmental Laboratories, Inc.
587 East Middle Turnpike, P.O.Box 370, Manchester, CT 06045
Tel. (860) 645-1102 Fax (860) 645-0823

Sample Id Cross Reference

October 12, 2020

SDG I.D.: GCG91492

Project ID: EVERSOURCE BERLIN

Client Id	Lab Id	Matrix
WAPPING GRAVEL-03	CG91492	SOIL
WAPPING GRAVEL-04	CG91493	SOIL
WAPPING GRAVEL-05	CG91494	SOIL
WAPPING GRAVEL-06	CG91495	SOIL
WAPPING GRAVEL-07	CG91496	SOIL
WAPPING GRAVEL-08	CG91497	SOIL
WAPPING TOPSOIL	CG91498	SOIL
TB HL	CG91499	SOIL
TB LL	CG91500	SOIL

Environmental Laboratories, Inc.
587 East Middle Turnpike, P.O.Box 370, Manchester, CT 06045
Tel. (860) 645-1102 Fax (860) 645-0823

Analysis Report

October 12, 2020

FOR: Attn: Paul Saccente
Strategic Environmental Services, Inc.
362 Putnam Hill Rd.
Sutton, MA 01590

Sample Information		Custody Information		Date	Time
Matrix:	SOIL	Collected by:		10/06/20	
Location Code:	STRATEGIC	Received by:	B	10/06/20	15:40
Rush Request:	24 Hour	Analyzed by:	see "By" below		
P.O.#:	19-0373				

Laboratory Data

SDG ID: GCG91492
Phoenix ID: CG91492

Project ID: EVERSOURCE BERLIN
Client ID: WAPPING GRAVEL-03

Parameter	Result	RL/ PQL	Units	Dilution	Date/Time	By	Reference
Silver	< 0.32	0.32	mg/Kg	1	10/07/20	CPP	SW6010D
Arsenic	2.16	0.65	mg/Kg	1	10/07/20	CPP	SW6010D
Barium	49.2	0.32	mg/Kg	1	10/07/20	CPP	SW6010D
Beryllium	0.39	0.26	mg/Kg	1	10/07/20	CPP	SW6010D
Cadmium	0.42	0.32	mg/Kg	1	10/07/20	CPP	SW6010D
Chromium	15.0	0.32	mg/Kg	1	10/07/20	CPP	SW6010D
Copper	21.5	0.6	mg/kg	1	10/07/20	CPP	SW6010D
Mercury	< 0.03	0.03	mg/Kg	2	10/07/20	RS	SW7471B
Nickel	12.7	0.32	mg/Kg	1	10/07/20	CPP	SW6010D
Lead	5.02	0.32	mg/Kg	1	10/07/20	EK	SW6010D
Antimony	< 3.2	3.2	mg/Kg	1	10/07/20	CPP	SW6010D
Selenium	< 1.3	1.3	mg/Kg	1	10/07/20	CPP	SW6010D
Thallium	< 2.9	2.9	mg/Kg	1	10/07/20	CPP	SW6010D
Vanadium	25.2	0.32	mg/Kg	1	10/07/20	CPP	SW6010D
Zinc	26.6	0.6	mg/Kg	1	10/07/20	EK	SW6010D
Percent Solid	99		%		10/06/20	CAJ	SW846-%Solid
Soil Extraction for Pesticide	Completed				10/07/20	L/M	SW3545A
Mercury Digestion	Completed				10/07/20	ARW/VT	SW7471B
Extraction of CT ETPH	Completed				10/06/20	G/AT	SW3546
Soil Extraction for SVOA	Completed				10/06/20	K/M	SW3546
Extraction for PCB	Completed				10/06/20	HH/JJ/KL	SW3540C
Total Metals Digest	Completed				10/06/20	B/AG/BF	SW3050B
TPH by GC (Extractable Products)							
Ext. Petroleum H.C. (C9-C36)	ND	50	mg/Kg	1	10/07/20	JRB	CTETPH 8015D
Identification	ND		mg/Kg	1	10/07/20	JRB	CTETPH 8015D
QA/QC Surrogates							
% n-Pentacosane	72		%	1	10/07/20	JRB	50 - 150 %

Ver 1

Project ID: EVERSOURCE BERLIN
Client ID: WAPPING GRAVEL-03

Phoenix I.D.: CG91492

Parameter	Result	RL/ PQL	Units	Dilution	Date/Time	By	
PCB (Soxhlet SW3540C)							
PCB-1016	ND	330	ug/Kg	10	10/07/20	SC	SW8082A
PCB-1221	ND	330	ug/Kg	10	10/07/20	SC	SW8082A
PCB-1232	ND	330	ug/Kg	10	10/07/20	SC	SW8082A
PCB-1242	ND	330	ug/Kg	10	10/07/20	SC	SW8082A
PCB-1248	ND	330	ug/Kg	10	10/07/20	SC	SW8082A
PCB-1254	ND	330	ug/Kg	10	10/07/20	SC	SW8082A
PCB-1260	ND	330	ug/Kg	10	10/07/20	SC	SW8082A
PCB-1262	ND	330	ug/Kg	10	10/07/20	SC	SW8082A
PCB-1268	ND	330	ug/Kg	10	10/07/20	SC	SW8082A
QA/QC Surrogates							
% DCBP	82		%	10	10/07/20	SC	30 - 150 %
% DCBP (Confirmation)	85		%	10	10/07/20	SC	30 - 150 %
% TCMX	78		%	10	10/07/20	SC	30 - 150 %
% TCMX (Confirmation)	79		%	10	10/07/20	SC	30 - 150 %
Pesticides							
4,4' -DDD	ND	6.6	ug/Kg	2	10/08/20	CG	SW8081B
4,4' -DDE	ND	6.6	ug/Kg	2	10/08/20	CG	SW8081B
4,4' -DDT	ND	6.6	ug/Kg	2	10/08/20	CG	SW8081B
a-BHC	ND	6.6	ug/Kg	2	10/08/20	CG	SW8081B
Alachlor	ND	6.6	ug/Kg	2	10/08/20	CG	SW8081B
Aldrin	ND	3.3	ug/Kg	2	10/08/20	CG	SW8081B
b-BHC	ND	6.6	ug/Kg	2	10/08/20	CG	SW8081B
Chlordane	ND	33	ug/Kg	2	10/08/20	CG	SW8081B
d-BHC	ND	6.6	ug/Kg	2	10/08/20	CG	SW8081B
Dieldrin	ND	3.3	ug/Kg	2	10/08/20	CG	SW8081B
Endosulfan I	ND	6.6	ug/Kg	2	10/08/20	CG	SW8081B
Endosulfan II	ND	6.6	ug/Kg	2	10/08/20	CG	SW8081B
Endosulfan sulfate	ND	6.6	ug/Kg	2	10/08/20	CG	SW8081B
Endrin	ND	6.6	ug/Kg	2	10/08/20	CG	SW8081B
Endrin aldehyde	ND	6.6	ug/Kg	2	10/08/20	CG	SW8081B
Endrin ketone	ND	6.6	ug/Kg	2	10/08/20	CG	SW8081B
g-BHC	ND	1.3	ug/Kg	2	10/08/20	CG	SW8081B
Heptachlor	ND	6.6	ug/Kg	2	10/08/20	CG	SW8081B
Heptachlor epoxide	ND	6.6	ug/Kg	2	10/08/20	CG	SW8081B
Methoxychlor	ND	33	ug/Kg	2	10/08/20	CG	SW8081B
Toxaphene	ND	130	ug/Kg	2	10/08/20	CG	SW8081B
QA/QC Surrogates							
% DCBP	91		%	2	10/08/20	CG	30 - 150 %
% DCBP (Confirmation)	81		%	2	10/08/20	CG	30 - 150 %
% TCMX	68		%	2	10/08/20	CG	30 - 150 %
% TCMX (Confirmation)	67		%	2	10/08/20	CG	30 - 150 %
Volatiles							
1,1,1,2-Tetrachloroethane	ND	2.9	ug/Kg	1	10/07/20	JLI	SW8260C
1,1,1-Trichloroethane	ND	2.9	ug/Kg	1	10/07/20	JLI	SW8260C
1,1,2,2-Tetrachloroethane	ND	1.8	ug/Kg	1	10/07/20	JLI	SW8260C
1,1,2-Trichloroethane	ND	2.9	ug/Kg	1	10/07/20	JLI	SW8260C

Ver 1

Project ID: EVERSOURCE BERLIN
Client ID: WAPPING GRAVEL-03

Phoenix I.D.: CG91492

Parameter	Result	RL/ PQL	Units	Dilution	Date/Time	By	
1,1-Dichloroethane	ND	2.9	ug/Kg	1	10/07/20	JLI	SW8260C
1,1-Dichloroethene	ND	2.9	ug/Kg	1	10/07/20	JLI	SW8260C
1,1-Dichloropropene	ND	2.9	ug/Kg	1	10/07/20	JLI	SW8260C
1,2,3-Trichlorobenzene	ND	2.9	ug/Kg	1	10/07/20	JLI	SW8260C
1,2,3-Trichloropropane	ND	2.9	ug/Kg	1	10/07/20	JLI	SW8260C
1,2,4-Trichlorobenzene	ND	2.9	ug/Kg	1	10/07/20	JLI	SW8260C
1,2,4-Trimethylbenzene	ND	2.9	ug/Kg	1	10/07/20	JLI	SW8260C
1,2-Dibromo-3-chloropropane	ND	2.9	ug/Kg	1	10/07/20	JLI	SW8260C
1,2-Dibromoethane	ND	2.9	ug/Kg	1	10/07/20	JLI	SW8260C
1,2-Dichlorobenzene	ND	2.9	ug/Kg	1	10/07/20	JLI	SW8260C
1,2-Dichloroethane	ND	2.9	ug/Kg	1	10/07/20	JLI	SW8260C
1,2-Dichloropropane	ND	2.9	ug/Kg	1	10/07/20	JLI	SW8260C
1,3,5-Trimethylbenzene	ND	2.9	ug/Kg	1	10/07/20	JLI	SW8260C
1,3-Dichlorobenzene	ND	2.9	ug/Kg	1	10/07/20	JLI	SW8260C
1,3-Dichloropropane	ND	2.9	ug/Kg	1	10/07/20	JLI	SW8260C
1,4-Dichlorobenzene	ND	2.9	ug/Kg	1	10/07/20	JLI	SW8260C
2,2-Dichloropropane	ND	2.9	ug/Kg	1	10/07/20	JLI	SW8260C
2-Chlorotoluene	ND	2.9	ug/Kg	1	10/07/20	JLI	SW8260C
2-Hexanone	ND	15	ug/Kg	1	10/07/20	JLI	SW8260C
2-Isopropyltoluene	ND	2.9	ug/Kg	1	10/07/20	JLI	SW8260C
4-Chlorotoluene	ND	2.9	ug/Kg	1	10/07/20	JLI	SW8260C
4-Methyl-2-pentanone	ND	15	ug/Kg	1	10/07/20	JLI	SW8260C
Acetone	ND	150	ug/Kg	1	10/07/20	JLI	SW8260C
Acrylonitrile	ND	2.9	ug/Kg	1	10/07/20	JLI	SW8260C
Benzene	ND	2.9	ug/Kg	1	10/07/20	JLI	SW8260C
Bromobenzene	ND	2.9	ug/Kg	1	10/07/20	JLI	SW8260C
Bromochloromethane	ND	2.9	ug/Kg	1	10/07/20	JLI	SW8260C
Bromodichloromethane	ND	2.9	ug/Kg	1	10/07/20	JLI	SW8260C
Bromoform	ND	2.9	ug/Kg	1	10/07/20	JLI	SW8260C
Bromomethane	ND	2.9	ug/Kg	1	10/07/20	JLI	SW8260C
Carbon Disulfide	ND	2.9	ug/Kg	1	10/07/20	JLI	SW8260C
Carbon tetrachloride	ND	2.9	ug/Kg	1	10/07/20	JLI	SW8260C
Chlorobenzene	ND	2.9	ug/Kg	1	10/07/20	JLI	SW8260C
Chloroethane	ND	2.9	ug/Kg	1	10/07/20	JLI	SW8260C
Chloroform	ND	2.9	ug/Kg	1	10/07/20	JLI	SW8260C
Chloromethane	ND	2.9	ug/Kg	1	10/07/20	JLI	SW8260C
cis-1,2-Dichloroethene	ND	2.9	ug/Kg	1	10/07/20	JLI	SW8260C
cis-1,3-Dichloropropene	ND	2.9	ug/Kg	1	10/07/20	JLI	SW8260C
Dibromochloromethane	ND	1.8	ug/Kg	1	10/07/20	JLI	SW8260C
Dibromomethane	ND	2.9	ug/Kg	1	10/07/20	JLI	SW8260C
Dichlorodifluoromethane	ND	2.9	ug/Kg	1	10/07/20	JLI	SW8260C
Ethylbenzene	ND	2.9	ug/Kg	1	10/07/20	JLI	SW8260C
Hexachlorobutadiene	ND	2.9	ug/Kg	1	10/07/20	JLI	SW8260C
Isopropylbenzene	ND	2.9	ug/Kg	1	10/07/20	JLI	SW8260C
m&p-Xylene	ND	2.9	ug/Kg	1	10/07/20	JLI	SW8260C
Methyl Ethyl Ketone	ND	18	ug/Kg	1	10/07/20	JLI	SW8260C
Methyl t-butyl ether (MTBE)	ND	5.9	ug/Kg	1	10/07/20	JLI	SW8260C
Methylene chloride	ND	5.9	ug/Kg	1	10/07/20	JLI	SW8260C
Naphthalene	ND	2.9	ug/Kg	1	10/07/20	JLI	SW8260C

Project ID: EVERSOURCE BERLIN
Client ID: WAPPING GRAVEL-03

Phoenix I.D.: CG91492

Parameter	Result	RL/ PQL	Units	Dilution	Date/Time	By	
n-Butylbenzene	ND	2.9	ug/Kg	1	10/07/20	JLI	SW8260C
n-Propylbenzene	ND	2.9	ug/Kg	1	10/07/20	JLI	SW8260C
o-Xylene	ND	2.9	ug/Kg	1	10/07/20	JLI	SW8260C
p-Isopropyltoluene	ND	2.9	ug/Kg	1	10/07/20	JLI	SW8260C
sec-Butylbenzene	ND	2.9	ug/Kg	1	10/07/20	JLI	SW8260C
Styrene	ND	2.9	ug/Kg	1	10/07/20	JLI	SW8260C
tert-Butylbenzene	ND	2.9	ug/Kg	1	10/07/20	JLI	SW8260C
Tetrachloroethene	ND	2.9	ug/Kg	1	10/07/20	JLI	SW8260C
Tetrahydrofuran (THF)	ND	5.9	ug/Kg	1	10/07/20	JLI	SW8260C
Toluene	ND	2.9	ug/Kg	1	10/07/20	JLI	SW8260C
Total Xylenes	ND	2.9	ug/Kg	1	10/07/20	JLI	SW8260C
trans-1,2-Dichloroethene	ND	2.9	ug/Kg	1	10/07/20	JLI	SW8260C
trans-1,3-Dichloropropene	ND	2.9	ug/Kg	1	10/07/20	JLI	SW8260C
trans-1,4-dichloro-2-butene	ND	5.9	ug/Kg	1	10/07/20	JLI	SW8260C
Trichloroethene	ND	2.9	ug/Kg	1	10/07/20	JLI	SW8260C
Trichlorofluoromethane	ND	2.9	ug/Kg	1	10/07/20	JLI	SW8260C
Trichlorotrifluoroethane	ND	5.9	ug/Kg	1	10/07/20	JLI	SW8260C
Vinyl chloride	ND	2.9	ug/Kg	1	10/07/20	JLI	SW8260C
QA/QC Surrogates							
% 1,2-dichlorobenzene-d4	100		%	1	10/07/20	JLI	70 - 130 %
% Bromofluorobenzene	97		%	1	10/07/20	JLI	70 - 130 %
% Dibromofluoromethane	99		%	1	10/07/20	JLI	70 - 130 %
% Toluene-d8	99		%	1	10/07/20	JLI	70 - 130 %
Semivolatiles							
1,2,4,5-Tetrachlorobenzene	ND	240	ug/Kg	1	10/07/20	AW	SW8270D
1,2,4-Trichlorobenzene	ND	240	ug/Kg	1	10/07/20	AW	SW8270D
1,2-Dichlorobenzene	ND	240	ug/Kg	1	10/07/20	AW	SW8270D
1,2-Diphenylhydrazine	ND	340	ug/Kg	1	10/07/20	AW	SW8270D
1,3-Dichlorobenzene	ND	240	ug/Kg	1	10/07/20	AW	SW8270D
1,4-Dichlorobenzene	ND	240	ug/Kg	1	10/07/20	AW	SW8270D
2,4,5-Trichlorophenol	ND	240	ug/Kg	1	10/07/20	AW	SW8270D
2,4,6-Trichlorophenol	ND	240	ug/Kg	1	10/07/20	AW	SW8270D
2,4-Dichlorophenol	ND	240	ug/Kg	1	10/07/20	AW	SW8270D
2,4-Dimethylphenol	ND	240	ug/Kg	1	10/07/20	AW	SW8270D
2,4-Dinitrophenol	ND	340	ug/Kg	1	10/07/20	AW	SW8270D
2,4-Dinitrotoluene	ND	240	ug/Kg	1	10/07/20	AW	SW8270D
2,6-Dinitrotoluene	ND	240	ug/Kg	1	10/07/20	AW	SW8270D
2-Chloronaphthalene	ND	240	ug/Kg	1	10/07/20	AW	SW8270D
2-Chlorophenol	ND	240	ug/Kg	1	10/07/20	AW	SW8270D
2-Methylnaphthalene	ND	240	ug/Kg	1	10/07/20	AW	SW8270D
2-Methylphenol (o-cresol)	ND	240	ug/Kg	1	10/07/20	AW	SW8270D
2-Nitroaniline	ND	340	ug/Kg	1	10/07/20	AW	SW8270D
2-Nitrophenol	ND	240	ug/Kg	1	10/07/20	AW	SW8270D
3&4-Methylphenol (m&p-cresol)	ND	340	ug/Kg	1	10/07/20	AW	SW8270D
3,3'-Dichlorobenzidine	ND	240	ug/Kg	1	10/07/20	AW	SW8270D
3-Nitroaniline	ND	340	ug/Kg	1	10/07/20	AW	SW8270D
4,6-Dinitro-2-methylphenol	ND	340	ug/Kg	1	10/07/20	AW	SW8270D
4-Bromophenyl phenyl ether	ND	340	ug/Kg	1	10/07/20	AW	SW8270D
4-Chloro-3-methylphenol	ND	240	ug/Kg	1	10/07/20	AW	SW8270D

Ver 1

Project ID: EVERSOURCE BERLIN
Client ID: WAPPING GRAVEL-03

Phoenix I.D.: CG91492

Parameter	Result	RL/ PQL	Units	Dilution	Date/Time	By	
4-Chloroaniline	ND	240	ug/Kg	1	10/07/20	AW	SW8270D
4-Chlorophenyl phenyl ether	ND	240	ug/Kg	1	10/07/20	AW	SW8270D
4-Nitroaniline	ND	540	ug/Kg	1	10/07/20	AW	SW8270D
4-Nitrophenol	ND	240	ug/Kg	1	10/07/20	AW	SW8270D
Acenaphthene	ND	240	ug/Kg	1	10/07/20	AW	SW8270D
Acenaphthylene	ND	240	ug/Kg	1	10/07/20	AW	SW8270D
Acetophenone	ND	240	ug/Kg	1	10/07/20	AW	SW8270D
Aniline	ND	340	ug/Kg	1	10/07/20	AW	SW8270D
Anthracene	ND	240	ug/Kg	1	10/07/20	AW	SW8270D
Benz(a)anthracene	ND	240	ug/Kg	1	10/07/20	AW	SW8270D
Benzidine	ND	240	ug/Kg	1	10/07/20	AW	SW8270D
Benzo(a)pyrene	ND	240	ug/Kg	1	10/07/20	AW	SW8270D
Benzo(b)fluoranthene	ND	240	ug/Kg	1	10/07/20	AW	SW8270D
Benzo(ghi)perylene	ND	240	ug/Kg	1	10/07/20	AW	SW8270D
Benzo(k)fluoranthene	ND	240	ug/Kg	1	10/07/20	AW	SW8270D
Benzoic acid	ND	670	ug/Kg	1	10/07/20	AW	SW8270D
Benzyl butyl phthalate	ND	240	ug/Kg	1	10/07/20	AW	SW8270D
Bis(2-chloroethoxy)methane	ND	240	ug/Kg	1	10/07/20	AW	SW8270D
Bis(2-chloroethyl)ether	ND	340	ug/Kg	1	10/07/20	AW	SW8270D
Bis(2-chloroisopropyl)ether	ND	240	ug/Kg	1	10/07/20	AW	SW8270D
Bis(2-ethylhexyl)phthalate	ND	240	ug/Kg	1	10/07/20	AW	SW8270D
Carbazole	ND	340	ug/Kg	1	10/07/20	AW	SW8270D
Chrysene	ND	240	ug/Kg	1	10/07/20	AW	SW8270D
Dibenz(a,h)anthracene	ND	240	ug/Kg	1	10/07/20	AW	SW8270D
Dibenzofuran	ND	240	ug/Kg	1	10/07/20	AW	SW8270D
Diethyl phthalate	ND	240	ug/Kg	1	10/07/20	AW	SW8270D
Dimethylphthalate	ND	240	ug/Kg	1	10/07/20	AW	SW8270D
Di-n-butylphthalate	ND	340	ug/Kg	1	10/07/20	AW	SW8270D
Di-n-octylphthalate	ND	240	ug/Kg	1	10/07/20	AW	SW8270D
Fluoranthene	ND	240	ug/Kg	1	10/07/20	AW	SW8270D
Fluorene	ND	240	ug/Kg	1	10/07/20	AW	SW8270D
Hexachlorobenzene	ND	240	ug/Kg	1	10/07/20	AW	SW8270D
Hexachlorobutadiene	ND	240	ug/Kg	1	10/07/20	AW	SW8270D
Hexachlorocyclopentadiene	ND	240	ug/Kg	1	10/07/20	AW	SW8270D
Hexachloroethane	ND	240	ug/Kg	1	10/07/20	AW	SW8270D
Indeno(1,2,3-cd)pyrene	ND	240	ug/Kg	1	10/07/20	AW	SW8270D
Isophorone	ND	240	ug/Kg	1	10/07/20	AW	SW8270D
Naphthalene	ND	240	ug/Kg	1	10/07/20	AW	SW8270D
Nitrobenzene	ND	240	ug/Kg	1	10/07/20	AW	SW8270D
N-Nitrosodimethylamine	ND	340	ug/Kg	1	10/07/20	AW	SW8270D
N-Nitrosodi-n-propylamine	ND	240	ug/Kg	1	10/07/20	AW	SW8270D
N-Nitrosodiphenylamine	ND	340	ug/Kg	1	10/07/20	AW	SW8270D
Pentachloronitrobenzene	ND	340	ug/Kg	1	10/07/20	AW	SW8270D
Pentachlorophenol	ND	340	ug/Kg	1	10/07/20	AW	SW8270D
Phenanthrene	ND	240	ug/Kg	1	10/07/20	AW	SW8270D
Phenol	ND	240	ug/Kg	1	10/07/20	AW	SW8270D
Pyrene	ND	240	ug/Kg	1	10/07/20	AW	SW8270D
Pyridine	ND	340	ug/Kg	1	10/07/20	AW	SW8270D
QA/QC Surrogates							

Project ID: EVERSOURCE BERLIN
Client ID: WAPPING GRAVEL-03

Phoenix I.D.: CG91492

Parameter	Result	RL/ PQL	Units	Dilution	Date/Time	By	
% 2,4,6-Tribromophenol	76		%	1	10/07/20	AW	30 - 130 %
% 2-Fluorobiphenyl	71		%	1	10/07/20	AW	30 - 130 %
% 2-Fluorophenol	65		%	1	10/07/20	AW	30 - 130 %
% Nitrobenzene-d5	70		%	1	10/07/20	AW	30 - 130 %
% Phenol-d5	73		%	1	10/07/20	AW	30 - 130 %
% Terphenyl-d14	83		%	1	10/07/20	AW	30 - 130 %
Field Extraction	Completed				10/06/20		SW5035A

RL/PQL=Reporting/Practical Quantitation Level ND=Not Detected BRL=Below Reporting Level
QA/QC Surrogates: Surrogates are compounds (preceeded with a %) added by the lab to determine analysis efficiency. Surrogate results(%) listed in the report are not "detected" compounds.

Comments:

Per 1.4.6 of EPA method 8270D, 1,2-Diphenylhydrazine is unstable and readily converts to Azobenzene. Azobenzene is used for the calibration of 1,2-Diphenylhydrazine.

All soils, solids and sludges are reported on a dry weight basis unless otherwise noted in the sample comments.

If you are the client above and have any questions concerning this testing, please do not hesitate to contact Phoenix Client Services at ext.200.
The contents of this report cannot be discussed with anyone other than the client listed above without their written consent.

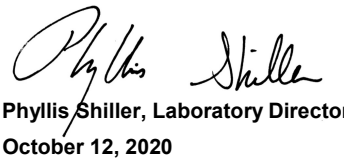

Phyllis Shiller, Laboratory Director
October 12, 2020
Reviewed and Released by: Rashmi Makol, Project Manager

Environmental Laboratories, Inc.
587 East Middle Turnpike, P.O.Box 370, Manchester, CT 06045
Tel. (860) 645-1102 Fax (860) 645-0823

Analysis Report

October 12, 2020

FOR: Attn: Paul Saccente
Strategic Environmental Services, Inc.
362 Putnam Hill Rd.
Sutton, MA 01590

Sample Information		Custody Information		Date	Time
Matrix:	SOIL	Collected by:		10/06/20	
Location Code:	STRATEGIC	Received by:	B	10/06/20	15:40
Rush Request:	24 Hour	Analyzed by:	see "By" below		
P.O.#:	19-0373				

Laboratory Data

SDG ID: GCG91492
Phoenix ID: CG91493

Project ID: EVERSOURCE BERLIN
Client ID: WAPPING GRAVEL-04

Parameter	Result	RL/ PQL	Units	Dilution	Date/Time	By	Reference
Silver	< 0.33	0.33	mg/Kg	1	10/07/20	CPP	SW6010D
Arsenic	2.50	0.66	mg/Kg	1	10/07/20	CPP	SW6010D
Barium	51.0	0.33	mg/Kg	1	10/07/20	CPP	SW6010D
Beryllium	0.39	0.27	mg/Kg	1	10/07/20	CPP	SW6010D
Cadmium	0.39	0.33	mg/Kg	1	10/07/20	CPP	SW6010D
Chromium	13.5	0.33	mg/Kg	1	10/07/20	CPP	SW6010D
Copper	14.3	0.7	mg/kg	1	10/07/20	CPP	SW6010D
Mercury	< 0.03	0.03	mg/Kg	2	10/07/20	RS	SW7471B
Nickel	11.2	0.33	mg/Kg	1	10/07/20	CPP	SW6010D
Lead	5.00	0.33	mg/Kg	1	10/07/20	EK	SW6010D
Antimony	< 3.3	3.3	mg/Kg	1	10/07/20	CPP	SW6010D
Selenium	< 1.3	1.3	mg/Kg	1	10/07/20	CPP	SW6010D
Thallium	< 3.0	3.0	mg/Kg	1	10/07/20	CPP	SW6010D
Vanadium	23.6	0.33	mg/Kg	1	10/07/20	CPP	SW6010D
Zinc	25.4	0.7	mg/Kg	1	10/07/20	EK	SW6010D
Percent Solid	99		%		10/06/20	CAJ	SW846-%Solid
Soil Extraction for Pesticide	Completed				10/07/20	L/M	SW3545A
Mercury Digestion	Completed				10/07/20	ARW/VT	SW7471B
Extraction of CT ETPH	Completed				10/06/20	G/AT	SW3546
Soil Extraction for SVOA	Completed				10/06/20	K/M	SW3546
Extraction for PCB	Completed				10/06/20	HH/JJ/KL	SW3540C
Total Metals Digest	Completed				10/06/20	B/AG/BF	SW3050B
TPH by GC (Extractable Products)							
Ext. Petroleum H.C. (C9-C36)	ND	50	mg/Kg	1	10/07/20	JRB	CTETPH 8015D
Identification	ND		mg/Kg	1	10/07/20	JRB	CTETPH 8015D
QA/QC Surrogates							
% n-Pentacosane	79		%	1	10/07/20	JRB	50 - 150 %

Ver 1

Project ID: EVERSOURCE BERLIN
Client ID: WAPPING GRAVEL-04

Phoenix I.D.: CG91493

Parameter	Result	RL/ PQL	Units	Dilution	Date/Time	By	
PCB (Soxhlet SW3540C)							
PCB-1016	ND	340	ug/Kg	10	10/07/20	SC	SW8082A
PCB-1221	ND	340	ug/Kg	10	10/07/20	SC	SW8082A
PCB-1232	ND	340	ug/Kg	10	10/07/20	SC	SW8082A
PCB-1242	ND	340	ug/Kg	10	10/07/20	SC	SW8082A
PCB-1248	ND	340	ug/Kg	10	10/07/20	SC	SW8082A
PCB-1254	ND	340	ug/Kg	10	10/07/20	SC	SW8082A
PCB-1260	ND	340	ug/Kg	10	10/07/20	SC	SW8082A
PCB-1262	ND	340	ug/Kg	10	10/07/20	SC	SW8082A
PCB-1268	ND	340	ug/Kg	10	10/07/20	SC	SW8082A
QA/QC Surrogates							
% DCBP	90		%	10	10/07/20	SC	30 - 150 %
% DCBP (Confirmation)	92		%	10	10/07/20	SC	30 - 150 %
% TCMX	79		%	10	10/07/20	SC	30 - 150 %
% TCMX (Confirmation)	79		%	10	10/07/20	SC	30 - 150 %
Pesticides							
4,4' -DDD	ND	6.5	ug/Kg	2	10/08/20	CG	SW8081B
4,4' -DDE	ND	6.5	ug/Kg	2	10/08/20	CG	SW8081B
4,4' -DDT	ND	6.5	ug/Kg	2	10/08/20	CG	SW8081B
a-BHC	ND	6.5	ug/Kg	2	10/08/20	CG	SW8081B
Alachlor	ND	6.5	ug/Kg	2	10/08/20	CG	SW8081B
Aldrin	ND	3.3	ug/Kg	2	10/08/20	CG	SW8081B
b-BHC	ND	6.5	ug/Kg	2	10/08/20	CG	SW8081B
Chlordane	ND	33	ug/Kg	2	10/08/20	CG	SW8081B
d-BHC	ND	6.5	ug/Kg	2	10/08/20	CG	SW8081B
Dieldrin	ND	3.3	ug/Kg	2	10/08/20	CG	SW8081B
Endosulfan I	ND	6.5	ug/Kg	2	10/08/20	CG	SW8081B
Endosulfan II	ND	6.5	ug/Kg	2	10/08/20	CG	SW8081B
Endosulfan sulfate	ND	6.5	ug/Kg	2	10/08/20	CG	SW8081B
Endrin	ND	6.5	ug/Kg	2	10/08/20	CG	SW8081B
Endrin aldehyde	ND	6.5	ug/Kg	2	10/08/20	CG	SW8081B
Endrin ketone	ND	6.5	ug/Kg	2	10/08/20	CG	SW8081B
g-BHC	ND	1.3	ug/Kg	2	10/08/20	CG	SW8081B
Heptachlor	ND	6.5	ug/Kg	2	10/08/20	CG	SW8081B
Heptachlor epoxide	ND	6.5	ug/Kg	2	10/08/20	CG	SW8081B
Methoxychlor	ND	33	ug/Kg	2	10/08/20	CG	SW8081B
Toxaphene	ND	130	ug/Kg	2	10/08/20	CG	SW8081B
QA/QC Surrogates							
% DCBP	64		%	2	10/08/20	CG	30 - 150 %
% DCBP (Confirmation)	74		%	2	10/08/20	CG	30 - 150 %
% TCMX	50		%	2	10/08/20	CG	30 - 150 %
% TCMX (Confirmation)	61		%	2	10/08/20	CG	30 - 150 %
Volatiles							
1,1,1,2-Tetrachloroethane	ND	5.1	ug/Kg	1	10/07/20	JLI	SW8260C
1,1,1-Trichloroethane	ND	5.1	ug/Kg	1	10/07/20	JLI	SW8260C
1,1,2,2-Tetrachloroethane	ND	3.0	ug/Kg	1	10/07/20	JLI	SW8260C
1,1,2-Trichloroethane	ND	5.1	ug/Kg	1	10/07/20	JLI	SW8260C

Project ID: EVERSOURCE BERLIN
Client ID: WAPPING GRAVEL-04

Phoenix I.D.: CG91493

Parameter	Result	RL/ PQL	Units	Dilution	Date/Time	By	
1,1-Dichloroethane	ND	5.1	ug/Kg	1	10/07/20	JLI	SW8260C
1,1-Dichloroethene	ND	5.1	ug/Kg	1	10/07/20	JLI	SW8260C
1,1-Dichloropropene	ND	5.1	ug/Kg	1	10/07/20	JLI	SW8260C
1,2,3-Trichlorobenzene	ND	5.1	ug/Kg	1	10/07/20	JLI	SW8260C
1,2,3-Trichloropropane	ND	5.1	ug/Kg	1	10/07/20	JLI	SW8260C
1,2,4-Trichlorobenzene	ND	5.1	ug/Kg	1	10/07/20	JLI	SW8260C
1,2,4-Trimethylbenzene	ND	5.1	ug/Kg	1	10/07/20	JLI	SW8260C
1,2-Dibromo-3-chloropropane	ND	5.1	ug/Kg	1	10/07/20	JLI	SW8260C
1,2-Dibromoethane	ND	5.1	ug/Kg	1	10/07/20	JLI	SW8260C
1,2-Dichlorobenzene	ND	5.1	ug/Kg	1	10/07/20	JLI	SW8260C
1,2-Dichloroethane	ND	5.1	ug/Kg	1	10/07/20	JLI	SW8260C
1,2-Dichloropropane	ND	5.1	ug/Kg	1	10/07/20	JLI	SW8260C
1,3,5-Trimethylbenzene	ND	5.1	ug/Kg	1	10/07/20	JLI	SW8260C
1,3-Dichlorobenzene	ND	5.1	ug/Kg	1	10/07/20	JLI	SW8260C
1,3-Dichloropropane	ND	5.1	ug/Kg	1	10/07/20	JLI	SW8260C
1,4-Dichlorobenzene	ND	5.1	ug/Kg	1	10/07/20	JLI	SW8260C
2,2-Dichloropropane	ND	5.1	ug/Kg	1	10/07/20	JLI	SW8260C
2-Chlorotoluene	ND	5.1	ug/Kg	1	10/07/20	JLI	SW8260C
2-Hexanone	ND	25	ug/Kg	1	10/07/20	JLI	SW8260C
2-Isopropyltoluene	ND	5.1	ug/Kg	1	10/07/20	JLI	SW8260C
4-Chlorotoluene	ND	5.1	ug/Kg	1	10/07/20	JLI	SW8260C
4-Methyl-2-pentanone	ND	25	ug/Kg	1	10/07/20	JLI	SW8260C
Acetone	ND	250	ug/Kg	1	10/07/20	JLI	SW8260C
Acrylonitrile	ND	5.1	ug/Kg	1	10/07/20	JLI	SW8260C
Benzene	ND	5.1	ug/Kg	1	10/07/20	JLI	SW8260C
Bromobenzene	ND	5.1	ug/Kg	1	10/07/20	JLI	SW8260C
Bromochloromethane	ND	5.1	ug/Kg	1	10/07/20	JLI	SW8260C
Bromodichloromethane	ND	5.1	ug/Kg	1	10/07/20	JLI	SW8260C
Bromoform	ND	5.1	ug/Kg	1	10/07/20	JLI	SW8260C
Bromomethane	ND	5.1	ug/Kg	1	10/07/20	JLI	SW8260C
Carbon Disulfide	ND	5.1	ug/Kg	1	10/07/20	JLI	SW8260C
Carbon tetrachloride	ND	5.1	ug/Kg	1	10/07/20	JLI	SW8260C
Chlorobenzene	ND	5.1	ug/Kg	1	10/07/20	JLI	SW8260C
Chloroethane	ND	5.1	ug/Kg	1	10/07/20	JLI	SW8260C
Chloroform	ND	5.1	ug/Kg	1	10/07/20	JLI	SW8260C
Chloromethane	ND	5.1	ug/Kg	1	10/07/20	JLI	SW8260C
cis-1,2-Dichloroethene	ND	5.1	ug/Kg	1	10/07/20	JLI	SW8260C
cis-1,3-Dichloropropene	ND	5.1	ug/Kg	1	10/07/20	JLI	SW8260C
Dibromochloromethane	ND	3.0	ug/Kg	1	10/07/20	JLI	SW8260C
Dibromomethane	ND	5.1	ug/Kg	1	10/07/20	JLI	SW8260C
Dichlorodifluoromethane	ND	5.1	ug/Kg	1	10/07/20	JLI	SW8260C
Ethylbenzene	ND	5.1	ug/Kg	1	10/07/20	JLI	SW8260C
Hexachlorobutadiene	ND	5.1	ug/Kg	1	10/07/20	JLI	SW8260C
Isopropylbenzene	ND	5.1	ug/Kg	1	10/07/20	JLI	SW8260C
m&p-Xylene	ND	5.1	ug/Kg	1	10/07/20	JLI	SW8260C
Methyl Ethyl Ketone	ND	30	ug/Kg	1	10/07/20	JLI	SW8260C
Methyl t-butyl ether (MTBE)	ND	10	ug/Kg	1	10/07/20	JLI	SW8260C
Methylene chloride	ND	10	ug/Kg	1	10/07/20	JLI	SW8260C
Naphthalene	ND	5.1	ug/Kg	1	10/07/20	JLI	SW8260C

Project ID: EVERSOURCE BERLIN
Client ID: WAPPING GRAVEL-04

Phoenix I.D.: CG91493

Parameter	Result	RL/ PQL	Units	Dilution	Date/Time	By	
n-Butylbenzene	ND	5.1	ug/Kg	1	10/07/20	JLI	SW8260C
n-Propylbenzene	ND	5.1	ug/Kg	1	10/07/20	JLI	SW8260C
o-Xylene	ND	5.1	ug/Kg	1	10/07/20	JLI	SW8260C
p-Isopropyltoluene	ND	5.1	ug/Kg	1	10/07/20	JLI	SW8260C
sec-Butylbenzene	ND	5.1	ug/Kg	1	10/07/20	JLI	SW8260C
Styrene	ND	5.1	ug/Kg	1	10/07/20	JLI	SW8260C
tert-Butylbenzene	ND	5.1	ug/Kg	1	10/07/20	JLI	SW8260C
Tetrachloroethene	ND	5.1	ug/Kg	1	10/07/20	JLI	SW8260C
Tetrahydrofuran (THF)	ND	10	ug/Kg	1	10/07/20	JLI	SW8260C
Toluene	ND	5.1	ug/Kg	1	10/07/20	JLI	SW8260C
Total Xylenes	ND	5.1	ug/Kg	1	10/07/20	JLI	SW8260C
trans-1,2-Dichloroethene	ND	5.1	ug/Kg	1	10/07/20	JLI	SW8260C
trans-1,3-Dichloropropene	ND	5.1	ug/Kg	1	10/07/20	JLI	SW8260C
trans-1,4-dichloro-2-butene	ND	10	ug/Kg	1	10/07/20	JLI	SW8260C
Trichloroethene	ND	5.1	ug/Kg	1	10/07/20	JLI	SW8260C
Trichlorofluoromethane	ND	5.1	ug/Kg	1	10/07/20	JLI	SW8260C
Trichlorotrifluoroethane	ND	10	ug/Kg	1	10/07/20	JLI	SW8260C
Vinyl chloride	ND	5.1	ug/Kg	1	10/07/20	JLI	SW8260C
QA/QC Surrogates							
% 1,2-dichlorobenzene-d4	101		%	1	10/07/20	JLI	70 - 130 %
% Bromofluorobenzene	97		%	1	10/07/20	JLI	70 - 130 %
% Dibromofluoromethane	97		%	1	10/07/20	JLI	70 - 130 %
% Toluene-d8	97		%	1	10/07/20	JLI	70 - 130 %
Semivolatiles							
1,2,4,5-Tetrachlorobenzene	ND	230	ug/Kg	1	10/07/20	AW	SW8270D
1,2,4-Trichlorobenzene	ND	230	ug/Kg	1	10/07/20	AW	SW8270D
1,2-Dichlorobenzene	ND	230	ug/Kg	1	10/07/20	AW	SW8270D
1,2-Diphenylhydrazine	ND	330	ug/Kg	1	10/07/20	AW	SW8270D
1,3-Dichlorobenzene	ND	230	ug/Kg	1	10/07/20	AW	SW8270D
1,4-Dichlorobenzene	ND	230	ug/Kg	1	10/07/20	AW	SW8270D
2,4,5-Trichlorophenol	ND	230	ug/Kg	1	10/07/20	AW	SW8270D
2,4,6-Trichlorophenol	ND	230	ug/Kg	1	10/07/20	AW	SW8270D
2,4-Dichlorophenol	ND	230	ug/Kg	1	10/07/20	AW	SW8270D
2,4-Dimethylphenol	ND	230	ug/Kg	1	10/07/20	AW	SW8270D
2,4-Dinitrophenol	ND	330	ug/Kg	1	10/07/20	AW	SW8270D
2,4-Dinitrotoluene	ND	230	ug/Kg	1	10/07/20	AW	SW8270D
2,6-Dinitrotoluene	ND	230	ug/Kg	1	10/07/20	AW	SW8270D
2-Chloronaphthalene	ND	230	ug/Kg	1	10/07/20	AW	SW8270D
2-Chlorophenol	ND	230	ug/Kg	1	10/07/20	AW	SW8270D
2-Methylnaphthalene	ND	230	ug/Kg	1	10/07/20	AW	SW8270D
2-Methylphenol (o-cresol)	ND	230	ug/Kg	1	10/07/20	AW	SW8270D
2-Nitroaniline	ND	330	ug/Kg	1	10/07/20	AW	SW8270D
2-Nitrophenol	ND	230	ug/Kg	1	10/07/20	AW	SW8270D
3&4-Methylphenol (m&p-cresol)	ND	330	ug/Kg	1	10/07/20	AW	SW8270D
3,3'-Dichlorobenzidine	ND	230	ug/Kg	1	10/07/20	AW	SW8270D
3-Nitroaniline	ND	330	ug/Kg	1	10/07/20	AW	SW8270D
4,6-Dinitro-2-methylphenol	ND	330	ug/Kg	1	10/07/20	AW	SW8270D
4-Bromophenyl phenyl ether	ND	330	ug/Kg	1	10/07/20	AW	SW8270D
4-Chloro-3-methylphenol	ND	230	ug/Kg	1	10/07/20	AW	SW8270D

Ver 1

Project ID: EVERSOURCE BERLIN
Client ID: WAPPING GRAVEL-04

Phoenix I.D.: CG91493

Parameter	Result	RL/ PQL	Units	Dilution	Date/Time	By	
4-Chloroaniline	ND	230	ug/Kg	1	10/07/20	AW	SW8270D
4-Chlorophenyl phenyl ether	ND	230	ug/Kg	1	10/07/20	AW	SW8270D
4-Nitroaniline	ND	520	ug/Kg	1	10/07/20	AW	SW8270D
4-Nitrophenol	ND	230	ug/Kg	1	10/07/20	AW	SW8270D
Acenaphthene	ND	230	ug/Kg	1	10/07/20	AW	SW8270D
Acenaphthylene	ND	230	ug/Kg	1	10/07/20	AW	SW8270D
Acetophenone	ND	230	ug/Kg	1	10/07/20	AW	SW8270D
Aniline	ND	330	ug/Kg	1	10/07/20	AW	SW8270D
Anthracene	ND	230	ug/Kg	1	10/07/20	AW	SW8270D
Benz(a)anthracene	ND	230	ug/Kg	1	10/07/20	AW	SW8270D
Benzidine	ND	230	ug/Kg	1	10/07/20	AW	SW8270D
Benzo(a)pyrene	ND	230	ug/Kg	1	10/07/20	AW	SW8270D
Benzo(b)fluoranthene	ND	230	ug/Kg	1	10/07/20	AW	SW8270D
Benzo(ghi)perylene	ND	230	ug/Kg	1	10/07/20	AW	SW8270D
Benzo(k)fluoranthene	ND	230	ug/Kg	1	10/07/20	AW	SW8270D
Benzoic acid	ND	660	ug/Kg	1	10/07/20	AW	SW8270D
Benzyl butyl phthalate	ND	230	ug/Kg	1	10/07/20	AW	SW8270D
Bis(2-chloroethoxy)methane	ND	230	ug/Kg	1	10/07/20	AW	SW8270D
Bis(2-chloroethyl)ether	ND	330	ug/Kg	1	10/07/20	AW	SW8270D
Bis(2-chloroisopropyl)ether	ND	230	ug/Kg	1	10/07/20	AW	SW8270D
Bis(2-ethylhexyl)phthalate	ND	230	ug/Kg	1	10/07/20	AW	SW8270D
Carbazole	ND	330	ug/Kg	1	10/07/20	AW	SW8270D
Chrysene	ND	230	ug/Kg	1	10/07/20	AW	SW8270D
Dibenz(a,h)anthracene	ND	230	ug/Kg	1	10/07/20	AW	SW8270D
Dibenzofuran	ND	230	ug/Kg	1	10/07/20	AW	SW8270D
Diethyl phthalate	ND	230	ug/Kg	1	10/07/20	AW	SW8270D
Dimethylphthalate	ND	230	ug/Kg	1	10/07/20	AW	SW8270D
Di-n-butylphthalate	ND	330	ug/Kg	1	10/07/20	AW	SW8270D
Di-n-octylphthalate	ND	230	ug/Kg	1	10/07/20	AW	SW8270D
Fluoranthene	ND	230	ug/Kg	1	10/07/20	AW	SW8270D
Fluorene	ND	230	ug/Kg	1	10/07/20	AW	SW8270D
Hexachlorobenzene	ND	230	ug/Kg	1	10/07/20	AW	SW8270D
Hexachlorobutadiene	ND	230	ug/Kg	1	10/07/20	AW	SW8270D
Hexachlorocyclopentadiene	ND	230	ug/Kg	1	10/07/20	AW	SW8270D
Hexachloroethane	ND	230	ug/Kg	1	10/07/20	AW	SW8270D
Indeno(1,2,3-cd)pyrene	ND	230	ug/Kg	1	10/07/20	AW	SW8270D
Isophorone	ND	230	ug/Kg	1	10/07/20	AW	SW8270D
Naphthalene	ND	230	ug/Kg	1	10/07/20	AW	SW8270D
Nitrobenzene	ND	230	ug/Kg	1	10/07/20	AW	SW8270D
N-Nitrosodimethylamine	ND	330	ug/Kg	1	10/07/20	AW	SW8270D
N-Nitrosodi-n-propylamine	ND	230	ug/Kg	1	10/07/20	AW	SW8270D
N-Nitrosodiphenylamine	ND	330	ug/Kg	1	10/07/20	AW	SW8270D
Pentachloronitrobenzene	ND	330	ug/Kg	1	10/07/20	AW	SW8270D
Pentachlorophenol	ND	330	ug/Kg	1	10/07/20	AW	SW8270D
Phenanthrene	ND	230	ug/Kg	1	10/07/20	AW	SW8270D
Phenol	ND	230	ug/Kg	1	10/07/20	AW	SW8270D
Pyrene	ND	230	ug/Kg	1	10/07/20	AW	SW8270D
Pyridine	ND	330	ug/Kg	1	10/07/20	AW	SW8270D

QA/QC Surrogates

Project ID: EVERSOURCE BERLIN
Client ID: WAPPING GRAVEL-04

Phoenix I.D.: CG91493

Parameter	Result	RL/ PQL	Units	Dilution	Date/Time	By	
% 2,4,6-Tribromophenol	75		%	1	10/07/20	AW	30 - 130 %
% 2-Fluorobiphenyl	73		%	1	10/07/20	AW	30 - 130 %
% 2-Fluorophenol	72		%	1	10/07/20	AW	30 - 130 %
% Nitrobenzene-d5	76		%	1	10/07/20	AW	30 - 130 %
% Phenol-d5	79		%	1	10/07/20	AW	30 - 130 %
% Terphenyl-d14	80		%	1	10/07/20	AW	30 - 130 %
Field Extraction	Completed				10/06/20		SW5035A

RL/PQL=Reporting/Practical Quantitation Level ND=Not Detected BRL=Below Reporting Level
QA/QC Surrogates: Surrogates are compounds (preceeded with a %) added by the lab to determine analysis efficiency. Surrogate results(%) listed in the report are not "detected" compounds.

Comments:

Per 1.4.6 of EPA method 8270D, 1,2-Diphenylhydrazine is unstable and readily converts to Azobenzene. Azobenzene is used for the calibration of 1,2-Diphenylhydrazine.

All soils, solids and sludges are reported on a dry weight basis unless otherwise noted in the sample comments.

If you are the client above and have any questions concerning this testing, please do not hesitate to contact Phoenix Client Services at ext.200.
The contents of this report cannot be discussed with anyone other than the client listed above without their written consent.

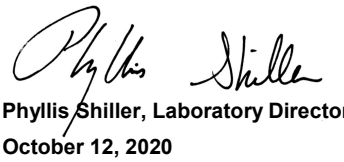

Phyllis Shiller, Laboratory Director
October 12, 2020
Reviewed and Released by: Rashmi Makol, Project Manager

Environmental Laboratories, Inc.
587 East Middle Turnpike, P.O.Box 370, Manchester, CT 06045
Tel. (860) 645-1102 Fax (860) 645-0823

Analysis Report

October 12, 2020

FOR: Attn: Paul Saccente
Strategic Environmental Services, Inc.
362 Putnam Hill Rd.
Sutton, MA 01590

Sample Information		Custody Information		Date	Time
Matrix:	SOIL	Collected by:		10/06/20	
Location Code:	STRATEGIC	Received by:	B	10/06/20	15:40
Rush Request:	24 Hour	Analyzed by:	see "By" below		
P.O.#:	19-0373				

Laboratory Data

SDG ID: GCG91492
Phoenix ID: CG91494

Project ID: EVERSOURCE BERLIN
Client ID: WAPPING GRAVEL-05

Parameter	Result	RL/ PQL	Units	Dilution	Date/Time	By	Reference
Silver	< 0.32	0.32	mg/Kg	1	10/07/20	CPP	SW6010D
Arsenic	2.02	0.64	mg/Kg	1	10/07/20	CPP	SW6010D
Barium	48.5	0.32	mg/Kg	1	10/07/20	CPP	SW6010D
Beryllium	0.39	0.26	mg/Kg	1	10/07/20	CPP	SW6010D
Cadmium	0.39	0.32	mg/Kg	1	10/07/20	CPP	SW6010D
Chromium	13.1	0.32	mg/Kg	1	10/07/20	CPP	SW6010D
Copper	11.4	0.6	mg/kg	1	10/07/20	CPP	SW6010D
Mercury	< 0.03	0.03	mg/Kg	2	10/07/20	RS	SW7471B
Nickel	11.1	0.32	mg/Kg	1	10/07/20	CPP	SW6010D
Lead	4.83	0.32	mg/Kg	1	10/07/20	EK	SW6010D
Antimony	< 3.2	3.2	mg/Kg	1	10/07/20	CPP	SW6010D
Selenium	< 1.3	1.3	mg/Kg	1	10/07/20	CPP	SW6010D
Thallium	< 2.9	2.9	mg/Kg	1	10/07/20	CPP	SW6010D
Vanadium	23.5	0.32	mg/Kg	1	10/07/20	CPP	SW6010D
Zinc	25.9	0.6	mg/Kg	1	10/07/20	EK	SW6010D
Percent Solid	99		%		10/06/20	CAJ	SW846-%Solid
Soil Extraction for Pesticide	Completed				10/07/20	L/M	SW3545A
Mercury Digestion	Completed				10/07/20	ARW/VT	SW7471B
Extraction of CT ETPH	Completed				10/06/20	G/AT	SW3546
Soil Extraction for SVOA	Completed				10/06/20	K/M	SW3546
Extraction for PCB	Completed				10/06/20	HH/JJ/KL	SW3540C
Total Metals Digest	Completed				10/06/20	B/AG/BF	SW3050B
TPH by GC (Extractable Products)							
Ext. Petroleum H.C. (C9-C36)	ND	50	mg/Kg	1	10/07/20	JRB	CTETPH 8015D
Identification	ND		mg/Kg	1	10/07/20	JRB	CTETPH 8015D
QA/QC Surrogates							
% n-Pentacosane	87		%	1	10/07/20	JRB	50 - 150 %

Ver 1

Project ID: EVERSOURCE BERLIN
Client ID: WAPPING GRAVEL-05

Phoenix I.D.: CG91494

Parameter	Result	RL/ PQL	Units	Dilution	Date/Time	By	
PCB (Soxhlet SW3540C)							
PCB-1016	ND	330	ug/Kg	10	10/07/20	SC	SW8082A
PCB-1221	ND	330	ug/Kg	10	10/07/20	SC	SW8082A
PCB-1232	ND	330	ug/Kg	10	10/07/20	SC	SW8082A
PCB-1242	ND	330	ug/Kg	10	10/07/20	SC	SW8082A
PCB-1248	ND	330	ug/Kg	10	10/07/20	SC	SW8082A
PCB-1254	ND	330	ug/Kg	10	10/07/20	SC	SW8082A
PCB-1260	ND	330	ug/Kg	10	10/07/20	SC	SW8082A
PCB-1262	ND	330	ug/Kg	10	10/07/20	SC	SW8082A
PCB-1268	ND	330	ug/Kg	10	10/07/20	SC	SW8082A
QA/QC Surrogates							
% DCBP	77		%	10	10/07/20	SC	30 - 150 %
% DCBP (Confirmation)	80		%	10	10/07/20	SC	30 - 150 %
% TCMX	48		%	10	10/07/20	SC	30 - 150 %
% TCMX (Confirmation)	48		%	10	10/07/20	SC	30 - 150 %
Pesticides							
4,4' -DDD	ND	6.7	ug/Kg	2	10/08/20	CG	SW8081B
4,4' -DDE	ND	6.7	ug/Kg	2	10/08/20	CG	SW8081B
4,4' -DDT	ND	6.7	ug/Kg	2	10/08/20	CG	SW8081B
a-BHC	ND	6.7	ug/Kg	2	10/08/20	CG	SW8081B
Alachlor	ND	6.7	ug/Kg	2	10/08/20	CG	SW8081B
Aldrin	ND	3.3	ug/Kg	2	10/08/20	CG	SW8081B
b-BHC	ND	6.7	ug/Kg	2	10/08/20	CG	SW8081B
Chlordane	ND	33	ug/Kg	2	10/08/20	CG	SW8081B
d-BHC	ND	6.7	ug/Kg	2	10/08/20	CG	SW8081B
Dieldrin	ND	3.3	ug/Kg	2	10/08/20	CG	SW8081B
Endosulfan I	ND	6.7	ug/Kg	2	10/08/20	CG	SW8081B
Endosulfan II	ND	6.7	ug/Kg	2	10/08/20	CG	SW8081B
Endosulfan sulfate	ND	6.7	ug/Kg	2	10/08/20	CG	SW8081B
Endrin	ND	6.7	ug/Kg	2	10/08/20	CG	SW8081B
Endrin aldehyde	ND	6.7	ug/Kg	2	10/08/20	CG	SW8081B
Endrin ketone	ND	6.7	ug/Kg	2	10/08/20	CG	SW8081B
g-BHC	ND	1.3	ug/Kg	2	10/08/20	CG	SW8081B
Heptachlor	ND	6.7	ug/Kg	2	10/08/20	CG	SW8081B
Heptachlor epoxide	ND	6.7	ug/Kg	2	10/08/20	CG	SW8081B
Methoxychlor	ND	33	ug/Kg	2	10/08/20	CG	SW8081B
Toxaphene	ND	130	ug/Kg	2	10/08/20	CG	SW8081B
QA/QC Surrogates							
% DCBP	77		%	2	10/08/20	CG	30 - 150 %
% DCBP (Confirmation)	75		%	2	10/08/20	CG	30 - 150 %
% TCMX	72		%	2	10/08/20	CG	30 - 150 %
% TCMX (Confirmation)	76		%	2	10/08/20	CG	30 - 150 %
Volatiles							
1,1,1,2-Tetrachloroethane	ND	4.9	ug/Kg	1	10/07/20	JLI	SW8260C
1,1,1-Trichloroethane	ND	4.9	ug/Kg	1	10/07/20	JLI	SW8260C
1,1,2,2-Tetrachloroethane	ND	3.0	ug/Kg	1	10/07/20	JLI	SW8260C
1,1,2-Trichloroethane	ND	4.9	ug/Kg	1	10/07/20	JLI	SW8260C

Ver 1

Project ID: EVERSOURCE BERLIN
Client ID: WAPPING GRAVEL-05

Phoenix I.D.: CG91494

Parameter	Result	RL/ PQL	Units	Dilution	Date/Time	By	
1,1-Dichloroethane	ND	4.9	ug/Kg	1	10/07/20	JLI	SW8260C
1,1-Dichloroethene	ND	4.9	ug/Kg	1	10/07/20	JLI	SW8260C
1,1-Dichloropropene	ND	4.9	ug/Kg	1	10/07/20	JLI	SW8260C
1,2,3-Trichlorobenzene	ND	4.9	ug/Kg	1	10/07/20	JLI	SW8260C
1,2,3-Trichloropropane	ND	4.9	ug/Kg	1	10/07/20	JLI	SW8260C
1,2,4-Trichlorobenzene	ND	4.9	ug/Kg	1	10/07/20	JLI	SW8260C
1,2,4-Trimethylbenzene	ND	4.9	ug/Kg	1	10/07/20	JLI	SW8260C
1,2-Dibromo-3-chloropropane	ND	4.9	ug/Kg	1	10/07/20	JLI	SW8260C
1,2-Dibromoethane	ND	4.9	ug/Kg	1	10/07/20	JLI	SW8260C
1,2-Dichlorobenzene	ND	4.9	ug/Kg	1	10/07/20	JLI	SW8260C
1,2-Dichloroethane	ND	4.9	ug/Kg	1	10/07/20	JLI	SW8260C
1,2-Dichloropropane	ND	4.9	ug/Kg	1	10/07/20	JLI	SW8260C
1,3,5-Trimethylbenzene	ND	4.9	ug/Kg	1	10/07/20	JLI	SW8260C
1,3-Dichlorobenzene	ND	4.9	ug/Kg	1	10/07/20	JLI	SW8260C
1,3-Dichloropropane	ND	4.9	ug/Kg	1	10/07/20	JLI	SW8260C
1,4-Dichlorobenzene	ND	4.9	ug/Kg	1	10/07/20	JLI	SW8260C
2,2-Dichloropropane	ND	4.9	ug/Kg	1	10/07/20	JLI	SW8260C
2-Chlorotoluene	ND	4.9	ug/Kg	1	10/07/20	JLI	SW8260C
2-Hexanone	ND	25	ug/Kg	1	10/07/20	JLI	SW8260C
2-Isopropyltoluene	ND	4.9	ug/Kg	1	10/07/20	JLI	SW8260C
4-Chlorotoluene	ND	4.9	ug/Kg	1	10/07/20	JLI	SW8260C
4-Methyl-2-pentanone	ND	25	ug/Kg	1	10/07/20	JLI	SW8260C
Acetone	ND	250	ug/Kg	1	10/07/20	JLI	SW8260C
Acrylonitrile	ND	4.9	ug/Kg	1	10/07/20	JLI	SW8260C
Benzene	ND	4.9	ug/Kg	1	10/07/20	JLI	SW8260C
Bromobenzene	ND	4.9	ug/Kg	1	10/07/20	JLI	SW8260C
Bromochloromethane	ND	4.9	ug/Kg	1	10/07/20	JLI	SW8260C
Bromodichloromethane	ND	4.9	ug/Kg	1	10/07/20	JLI	SW8260C
Bromoform	ND	4.9	ug/Kg	1	10/07/20	JLI	SW8260C
Bromomethane	ND	4.9	ug/Kg	1	10/07/20	JLI	SW8260C
Carbon Disulfide	ND	4.9	ug/Kg	1	10/07/20	JLI	SW8260C
Carbon tetrachloride	ND	4.9	ug/Kg	1	10/07/20	JLI	SW8260C
Chlorobenzene	ND	4.9	ug/Kg	1	10/07/20	JLI	SW8260C
Chloroethane	ND	4.9	ug/Kg	1	10/07/20	JLI	SW8260C
Chloroform	ND	4.9	ug/Kg	1	10/07/20	JLI	SW8260C
Chloromethane	ND	4.9	ug/Kg	1	10/07/20	JLI	SW8260C
cis-1,2-Dichloroethene	ND	4.9	ug/Kg	1	10/07/20	JLI	SW8260C
cis-1,3-Dichloropropene	ND	4.9	ug/Kg	1	10/07/20	JLI	SW8260C
Dibromochloromethane	ND	3.0	ug/Kg	1	10/07/20	JLI	SW8260C
Dibromomethane	ND	4.9	ug/Kg	1	10/07/20	JLI	SW8260C
Dichlorodifluoromethane	ND	4.9	ug/Kg	1	10/07/20	JLI	SW8260C
Ethylbenzene	ND	4.9	ug/Kg	1	10/07/20	JLI	SW8260C
Hexachlorobutadiene	ND	4.9	ug/Kg	1	10/07/20	JLI	SW8260C
Isopropylbenzene	ND	4.9	ug/Kg	1	10/07/20	JLI	SW8260C
m&p-Xylene	ND	4.9	ug/Kg	1	10/07/20	JLI	SW8260C
Methyl Ethyl Ketone	ND	30	ug/Kg	1	10/07/20	JLI	SW8260C
Methyl t-butyl ether (MTBE)	ND	9.9	ug/Kg	1	10/07/20	JLI	SW8260C
Methylene chloride	ND	9.9	ug/Kg	1	10/07/20	JLI	SW8260C
Naphthalene	ND	4.9	ug/Kg	1	10/07/20	JLI	SW8260C

Project ID: EVERSOURCE BERLIN
Client ID: WAPPING GRAVEL-05

Phoenix I.D.: CG91494

Parameter	Result	RL/ PQL	Units	Dilution	Date/Time	By	
n-Butylbenzene	ND	4.9	ug/Kg	1	10/07/20	JLI	SW8260C
n-Propylbenzene	ND	4.9	ug/Kg	1	10/07/20	JLI	SW8260C
o-Xylene	ND	4.9	ug/Kg	1	10/07/20	JLI	SW8260C
p-Isopropyltoluene	ND	4.9	ug/Kg	1	10/07/20	JLI	SW8260C
sec-Butylbenzene	ND	4.9	ug/Kg	1	10/07/20	JLI	SW8260C
Styrene	ND	4.9	ug/Kg	1	10/07/20	JLI	SW8260C
tert-Butylbenzene	ND	4.9	ug/Kg	1	10/07/20	JLI	SW8260C
Tetrachloroethene	ND	4.9	ug/Kg	1	10/07/20	JLI	SW8260C
Tetrahydrofuran (THF)	ND	9.9	ug/Kg	1	10/07/20	JLI	SW8260C
Toluene	ND	4.9	ug/Kg	1	10/07/20	JLI	SW8260C
Total Xylenes	ND	4.9	ug/Kg	1	10/07/20	JLI	SW8260C
trans-1,2-Dichloroethene	ND	4.9	ug/Kg	1	10/07/20	JLI	SW8260C
trans-1,3-Dichloropropene	ND	4.9	ug/Kg	1	10/07/20	JLI	SW8260C
trans-1,4-dichloro-2-butene	ND	9.9	ug/Kg	1	10/07/20	JLI	SW8260C
Trichloroethene	ND	4.9	ug/Kg	1	10/07/20	JLI	SW8260C
Trichlorofluoromethane	ND	4.9	ug/Kg	1	10/07/20	JLI	SW8260C
Trichlorotrifluoroethane	ND	9.9	ug/Kg	1	10/07/20	JLI	SW8260C
Vinyl chloride	ND	4.9	ug/Kg	1	10/07/20	JLI	SW8260C
QA/QC Surrogates							
% 1,2-dichlorobenzene-d4	101		%	1	10/07/20	JLI	70 - 130 %
% Bromofluorobenzene	97		%	1	10/07/20	JLI	70 - 130 %
% Dibromofluoromethane	94		%	1	10/07/20	JLI	70 - 130 %
% Toluene-d8	98		%	1	10/07/20	JLI	70 - 130 %
Semivolatiles							
1,2,4,5-Tetrachlorobenzene	ND	230	ug/Kg	1	10/07/20	AW	SW8270D
1,2,4-Trichlorobenzene	ND	230	ug/Kg	1	10/07/20	AW	SW8270D
1,2-Dichlorobenzene	ND	230	ug/Kg	1	10/07/20	AW	SW8270D
1,2-Diphenylhydrazine	ND	330	ug/Kg	1	10/07/20	AW	SW8270D
1,3-Dichlorobenzene	ND	230	ug/Kg	1	10/07/20	AW	SW8270D
1,4-Dichlorobenzene	ND	230	ug/Kg	1	10/07/20	AW	SW8270D
2,4,5-Trichlorophenol	ND	230	ug/Kg	1	10/07/20	AW	SW8270D
2,4,6-Trichlorophenol	ND	230	ug/Kg	1	10/07/20	AW	SW8270D
2,4-Dichlorophenol	ND	230	ug/Kg	1	10/07/20	AW	SW8270D
2,4-Dimethylphenol	ND	230	ug/Kg	1	10/07/20	AW	SW8270D
2,4-Dinitrophenol	ND	330	ug/Kg	1	10/07/20	AW	SW8270D
2,4-Dinitrotoluene	ND	230	ug/Kg	1	10/07/20	AW	SW8270D
2,6-Dinitrotoluene	ND	230	ug/Kg	1	10/07/20	AW	SW8270D
2-Chloronaphthalene	ND	230	ug/Kg	1	10/07/20	AW	SW8270D
2-Chlorophenol	ND	230	ug/Kg	1	10/07/20	AW	SW8270D
2-Methylnaphthalene	ND	230	ug/Kg	1	10/07/20	AW	SW8270D
2-Methylphenol (o-cresol)	ND	230	ug/Kg	1	10/07/20	AW	SW8270D
2-Nitroaniline	ND	330	ug/Kg	1	10/07/20	AW	SW8270D
2-Nitrophenol	ND	230	ug/Kg	1	10/07/20	AW	SW8270D
3&4-Methylphenol (m&p-cresol)	ND	330	ug/Kg	1	10/07/20	AW	SW8270D
3,3'-Dichlorobenzidine	ND	230	ug/Kg	1	10/07/20	AW	SW8270D
3-Nitroaniline	ND	330	ug/Kg	1	10/07/20	AW	SW8270D
4,6-Dinitro-2-methylphenol	ND	330	ug/Kg	1	10/07/20	AW	SW8270D
4-Bromophenyl phenyl ether	ND	330	ug/Kg	1	10/07/20	AW	SW8270D
4-Chloro-3-methylphenol	ND	230	ug/Kg	1	10/07/20	AW	SW8270D

Ver 1

Project ID: EVERSOURCE BERLIN
Client ID: WAPPING GRAVEL-05

Phoenix I.D.: CG91494

Parameter	Result	RL/ PQL	Units	Dilution	Date/Time	By	
4-Chloroaniline	ND	230	ug/Kg	1	10/07/20	AW	SW8270D
4-Chlorophenyl phenyl ether	ND	230	ug/Kg	1	10/07/20	AW	SW8270D
4-Nitroaniline	ND	530	ug/Kg	1	10/07/20	AW	SW8270D
4-Nitrophenol	ND	230	ug/Kg	1	10/07/20	AW	SW8270D
Acenaphthene	ND	230	ug/Kg	1	10/07/20	AW	SW8270D
Acenaphthylene	ND	230	ug/Kg	1	10/07/20	AW	SW8270D
Acetophenone	ND	230	ug/Kg	1	10/07/20	AW	SW8270D
Aniline	ND	330	ug/Kg	1	10/07/20	AW	SW8270D
Anthracene	ND	230	ug/Kg	1	10/07/20	AW	SW8270D
Benz(a)anthracene	ND	230	ug/Kg	1	10/07/20	AW	SW8270D
Benzidine	ND	230	ug/Kg	1	10/07/20	AW	SW8270D
Benzo(a)pyrene	ND	230	ug/Kg	1	10/07/20	AW	SW8270D
Benzo(b)fluoranthene	ND	230	ug/Kg	1	10/07/20	AW	SW8270D
Benzo(ghi)perylene	ND	230	ug/Kg	1	10/07/20	AW	SW8270D
Benzo(k)fluoranthene	ND	230	ug/Kg	1	10/07/20	AW	SW8270D
Benzoic acid	ND	660	ug/Kg	1	10/07/20	AW	SW8270D
Benzyl butyl phthalate	ND	230	ug/Kg	1	10/07/20	AW	SW8270D
Bis(2-chloroethoxy)methane	ND	230	ug/Kg	1	10/07/20	AW	SW8270D
Bis(2-chloroethyl)ether	ND	330	ug/Kg	1	10/07/20	AW	SW8270D
Bis(2-chloroisopropyl)ether	ND	230	ug/Kg	1	10/07/20	AW	SW8270D
Bis(2-ethylhexyl)phthalate	ND	230	ug/Kg	1	10/07/20	AW	SW8270D
Carbazole	ND	330	ug/Kg	1	10/07/20	AW	SW8270D
Chrysene	ND	230	ug/Kg	1	10/07/20	AW	SW8270D
Dibenz(a,h)anthracene	ND	230	ug/Kg	1	10/07/20	AW	SW8270D
Dibenzofuran	ND	230	ug/Kg	1	10/07/20	AW	SW8270D
Diethyl phthalate	ND	230	ug/Kg	1	10/07/20	AW	SW8270D
Dimethylphthalate	ND	230	ug/Kg	1	10/07/20	AW	SW8270D
Di-n-butylphthalate	ND	330	ug/Kg	1	10/07/20	AW	SW8270D
Di-n-octylphthalate	ND	230	ug/Kg	1	10/07/20	AW	SW8270D
Fluoranthene	ND	230	ug/Kg	1	10/07/20	AW	SW8270D
Fluorene	ND	230	ug/Kg	1	10/07/20	AW	SW8270D
Hexachlorobenzene	ND	230	ug/Kg	1	10/07/20	AW	SW8270D
Hexachlorobutadiene	ND	230	ug/Kg	1	10/07/20	AW	SW8270D
Hexachlorocyclopentadiene	ND	230	ug/Kg	1	10/07/20	AW	SW8270D
Hexachloroethane	ND	230	ug/Kg	1	10/07/20	AW	SW8270D
Indeno(1,2,3-cd)pyrene	ND	230	ug/Kg	1	10/07/20	AW	SW8270D
Isophorone	ND	230	ug/Kg	1	10/07/20	AW	SW8270D
Naphthalene	ND	230	ug/Kg	1	10/07/20	AW	SW8270D
Nitrobenzene	ND	230	ug/Kg	1	10/07/20	AW	SW8270D
N-Nitrosodimethylamine	ND	330	ug/Kg	1	10/07/20	AW	SW8270D
N-Nitrosodi-n-propylamine	ND	230	ug/Kg	1	10/07/20	AW	SW8270D
N-Nitrosodiphenylamine	ND	330	ug/Kg	1	10/07/20	AW	SW8270D
Pentachloronitrobenzene	ND	330	ug/Kg	1	10/07/20	AW	SW8270D
Pentachlorophenol	ND	330	ug/Kg	1	10/07/20	AW	SW8270D
Phenanthrene	ND	230	ug/Kg	1	10/07/20	AW	SW8270D
Phenol	ND	230	ug/Kg	1	10/07/20	AW	SW8270D
Pyrene	ND	230	ug/Kg	1	10/07/20	AW	SW8270D
Pyridine	ND	330	ug/Kg	1	10/07/20	AW	SW8270D
QA/QC Surrogates							

Project ID: EVERSOURCE BERLIN
Client ID: WAPPING GRAVEL-05

Phoenix I.D.: CG91494

Parameter	Result	RL/ PQL	Units	Dilution	Date/Time	By	
% 2,4,6-Tribromophenol	77		%	1	10/07/20	AW	30 - 130 %
% 2-Fluorobiphenyl	70		%	1	10/07/20	AW	30 - 130 %
% 2-Fluorophenol	61		%	1	10/07/20	AW	30 - 130 %
% Nitrobenzene-d5	64		%	1	10/07/20	AW	30 - 130 %
% Phenol-d5	69		%	1	10/07/20	AW	30 - 130 %
% Terphenyl-d14	79		%	1	10/07/20	AW	30 - 130 %
Field Extraction	Completed				10/06/20		SW5035A

RL/PQL=Reporting/Practical Quantitation Level ND=Not Detected BRL=Below Reporting Level
QA/QC Surrogates: Surrogates are compounds (preceeded with a %) added by the lab to determine analysis efficiency. Surrogate results(%) listed in the report are not "detected" compounds.

Comments:

Per 1.4.6 of EPA method 8270D, 1,2-Diphenylhydrazine is unstable and readily converts to Azobenzene. Azobenzene is used for the calibration of 1,2-Diphenylhydrazine.

All soils, solids and sludges are reported on a dry weight basis unless otherwise noted in the sample comments.

If you are the client above and have any questions concerning this testing, please do not hesitate to contact Phoenix Client Services at ext.200.
The contents of this report cannot be discussed with anyone other than the client listed above without their written consent.

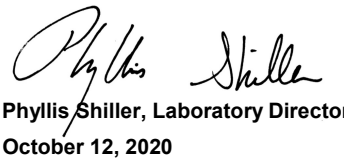

Phyllis Shiller, Laboratory Director
October 12, 2020
Reviewed and Released by: Rashmi Makol, Project Manager

Environmental Laboratories, Inc.
587 East Middle Turnpike, P.O.Box 370, Manchester, CT 06045
Tel. (860) 645-1102 Fax (860) 645-0823

Analysis Report

October 12, 2020

FOR: Attn: Paul Saccente
Strategic Environmental Services, Inc.
362 Putnam Hill Rd.
Sutton, MA 01590

Sample Information		Custody Information		Date	Time
Matrix:	SOIL	Collected by:		10/06/20	
Location Code:	STRATEGIC	Received by:	B	10/06/20	15:40
Rush Request:	24 Hour	Analyzed by:	see "By" below		
P.O.#:	19-0373				

Laboratory Data

SDG ID: GCG91492
Phoenix ID: CG91495

Project ID: EVERSOURCE BERLIN
Client ID: WAPPING GRAVEL-06

Parameter	Result	RL/ PQL	Units	Dilution	Date/Time	By	Reference
Silver	< 0.34	0.34	mg/Kg	1	10/07/20	CPP	SW6010D
Arsenic	3.38	0.68	mg/Kg	1	10/07/20	CPP	SW6010D
Barium	80.4	0.34	mg/Kg	1	10/07/20	CPP	SW6010D
Beryllium	0.54	0.27	mg/Kg	1	10/07/20	CPP	SW6010D
Cadmium	0.53	0.34	mg/Kg	1	10/07/20	CPP	SW6010D
Chromium	22.8	0.34	mg/Kg	1	10/07/20	CPP	SW6010D
Copper	17.0	0.7	mg/kg	1	10/07/20	CPP	SW6010D
Mercury	< 0.03	0.03	mg/Kg	2	10/07/20	RS	SW7471B
Nickel	13.1	0.34	mg/Kg	1	10/07/20	CPP	SW6010D
Lead	6.48	0.34	mg/Kg	1	10/07/20	EK	SW6010D
Antimony	< 3.4	3.4	mg/Kg	1	10/07/20	CPP	SW6010D
Selenium	< 1.4	1.4	mg/Kg	1	10/07/20	CPP	SW6010D
Thallium	< 3.1	3.1	mg/Kg	1	10/07/20	CPP	SW6010D
Vanadium	31.9	0.34	mg/Kg	1	10/07/20	CPP	SW6010D
Zinc	33.0	0.7	mg/Kg	1	10/07/20	EK	SW6010D
Percent Solid	99		%		10/06/20	CAJ	SW846-%Solid
Soil Extraction for Pesticide	Completed				10/07/20	L/M	SW3545A
Mercury Digestion	Completed				10/07/20	ARW/VT	SW7471B
Extraction of CT ETPH	Completed				10/06/20	G/AT	SW3546
Soil Extraction for SVOA	Completed				10/07/20	R/M	SW3546
Extraction for PCB	Completed				10/06/20	HH/JJ/KL	SW3540C
Total Metals Digest	Completed				10/06/20	B/AG/BF	SW3050B
TPH by GC (Extractable Products)							
Ext. Petroleum H.C. (C9-C36)	ND	50	mg/Kg	1	10/07/20	JRB	CTETPH 8015D
Identification	ND		mg/Kg	1	10/07/20	JRB	CTETPH 8015D
QA/QC Surrogates							
% n-Pentacosane	94		%	1	10/07/20	JRB	50 - 150 %

Ver 1

Project ID: EVERSOURCE BERLIN
Client ID: WAPPING GRAVEL-06

Phoenix I.D.: CG91495

Parameter	Result	RL/ PQL	Units	Dilution	Date/Time	By	
PCB (Soxhlet SW3540C)							
PCB-1016	ND	340	ug/Kg	10	10/07/20	SC	SW8082A
PCB-1221	ND	340	ug/Kg	10	10/07/20	SC	SW8082A
PCB-1232	ND	340	ug/Kg	10	10/07/20	SC	SW8082A
PCB-1242	ND	340	ug/Kg	10	10/07/20	SC	SW8082A
PCB-1248	ND	340	ug/Kg	10	10/07/20	SC	SW8082A
PCB-1254	ND	340	ug/Kg	10	10/07/20	SC	SW8082A
PCB-1260	ND	340	ug/Kg	10	10/07/20	SC	SW8082A
PCB-1262	ND	340	ug/Kg	10	10/07/20	SC	SW8082A
PCB-1268	ND	340	ug/Kg	10	10/07/20	SC	SW8082A
QA/QC Surrogates							
% DCBP	91		%	10	10/07/20	SC	30 - 150 %
% DCBP (Confirmation)	94		%	10	10/07/20	SC	30 - 150 %
% TCMX	85		%	10	10/07/20	SC	30 - 150 %
% TCMX (Confirmation)	85		%	10	10/07/20	SC	30 - 150 %
Pesticides							
4,4' -DDD	ND	6.5	ug/Kg	2	10/08/20	CG	SW8081B
4,4' -DDE	ND	6.5	ug/Kg	2	10/08/20	CG	SW8081B
4,4' -DDT	ND	6.5	ug/Kg	2	10/08/20	CG	SW8081B
a-BHC	ND	6.5	ug/Kg	2	10/08/20	CG	SW8081B
Alachlor	ND	6.5	ug/Kg	2	10/08/20	CG	SW8081B
Aldrin	ND	3.3	ug/Kg	2	10/08/20	CG	SW8081B
b-BHC	ND	6.5	ug/Kg	2	10/08/20	CG	SW8081B
Chlordane	ND	33	ug/Kg	2	10/08/20	CG	SW8081B
d-BHC	ND	6.5	ug/Kg	2	10/08/20	CG	SW8081B
Dieldrin	ND	3.3	ug/Kg	2	10/08/20	CG	SW8081B
Endosulfan I	ND	6.5	ug/Kg	2	10/08/20	CG	SW8081B
Endosulfan II	ND	6.5	ug/Kg	2	10/08/20	CG	SW8081B
Endosulfan sulfate	ND	6.5	ug/Kg	2	10/08/20	CG	SW8081B
Endrin	ND	6.5	ug/Kg	2	10/08/20	CG	SW8081B
Endrin aldehyde	ND	6.5	ug/Kg	2	10/08/20	CG	SW8081B
Endrin ketone	ND	6.5	ug/Kg	2	10/08/20	CG	SW8081B
g-BHC	ND	1.3	ug/Kg	2	10/08/20	CG	SW8081B
Heptachlor	ND	6.5	ug/Kg	2	10/08/20	CG	SW8081B
Heptachlor epoxide	ND	6.5	ug/Kg	2	10/08/20	CG	SW8081B
Methoxychlor	ND	33	ug/Kg	2	10/08/20	CG	SW8081B
Toxaphene	ND	130	ug/Kg	2	10/08/20	CG	SW8081B
QA/QC Surrogates							
% DCBP	80		%	2	10/08/20	CG	30 - 150 %
% DCBP (Confirmation)	90		%	2	10/08/20	CG	30 - 150 %
% TCMX	67		%	2	10/08/20	CG	30 - 150 %
% TCMX (Confirmation)	70		%	2	10/08/20	CG	30 - 150 %
Volatiles							
1,1,1,2-Tetrachloroethane	ND	4.7	ug/Kg	1	10/07/20	JLI	SW8260C
1,1,1-Trichloroethane	ND	4.7	ug/Kg	1	10/07/20	JLI	SW8260C
1,1,2,2-Tetrachloroethane	ND	2.8	ug/Kg	1	10/07/20	JLI	SW8260C
1,1,2-Trichloroethane	ND	4.7	ug/Kg	1	10/07/20	JLI	SW8260C

Ver 1

Project ID: EVERSOURCE BERLIN
Client ID: WAPPING GRAVEL-06

Phoenix I.D.: CG91495

Parameter	Result	RL/ PQL	Units	Dilution	Date/Time	By	
1,1-Dichloroethane	ND	4.7	ug/Kg	1	10/07/20	JLI	SW8260C
1,1-Dichloroethene	ND	4.7	ug/Kg	1	10/07/20	JLI	SW8260C
1,1-Dichloropropene	ND	4.7	ug/Kg	1	10/07/20	JLI	SW8260C
1,2,3-Trichlorobenzene	ND	4.7	ug/Kg	1	10/07/20	JLI	SW8260C
1,2,3-Trichloropropane	ND	4.7	ug/Kg	1	10/07/20	JLI	SW8260C
1,2,4-Trichlorobenzene	ND	4.7	ug/Kg	1	10/07/20	JLI	SW8260C
1,2,4-Trimethylbenzene	ND	4.7	ug/Kg	1	10/07/20	JLI	SW8260C
1,2-Dibromo-3-chloropropane	ND	4.7	ug/Kg	1	10/07/20	JLI	SW8260C
1,2-Dibromoethane	ND	4.7	ug/Kg	1	10/07/20	JLI	SW8260C
1,2-Dichlorobenzene	ND	4.7	ug/Kg	1	10/07/20	JLI	SW8260C
1,2-Dichloroethane	ND	4.7	ug/Kg	1	10/07/20	JLI	SW8260C
1,2-Dichloropropane	ND	4.7	ug/Kg	1	10/07/20	JLI	SW8260C
1,3,5-Trimethylbenzene	ND	4.7	ug/Kg	1	10/07/20	JLI	SW8260C
1,3-Dichlorobenzene	ND	4.7	ug/Kg	1	10/07/20	JLI	SW8260C
1,3-Dichloropropane	ND	4.7	ug/Kg	1	10/07/20	JLI	SW8260C
1,4-Dichlorobenzene	ND	4.7	ug/Kg	1	10/07/20	JLI	SW8260C
2,2-Dichloropropane	ND	4.7	ug/Kg	1	10/07/20	JLI	SW8260C
2-Chlorotoluene	ND	4.7	ug/Kg	1	10/07/20	JLI	SW8260C
2-Hexanone	ND	23	ug/Kg	1	10/07/20	JLI	SW8260C
2-Isopropyltoluene	ND	4.7	ug/Kg	1	10/07/20	JLI	SW8260C
4-Chlorotoluene	ND	4.7	ug/Kg	1	10/07/20	JLI	SW8260C
4-Methyl-2-pentanone	ND	23	ug/Kg	1	10/07/20	JLI	SW8260C
Acetone	ND	230	ug/Kg	1	10/07/20	JLI	SW8260C
Acrylonitrile	ND	4.7	ug/Kg	1	10/07/20	JLI	SW8260C
Benzene	ND	4.7	ug/Kg	1	10/07/20	JLI	SW8260C
Bromobenzene	ND	4.7	ug/Kg	1	10/07/20	JLI	SW8260C
Bromochloromethane	ND	4.7	ug/Kg	1	10/07/20	JLI	SW8260C
Bromodichloromethane	ND	4.7	ug/Kg	1	10/07/20	JLI	SW8260C
Bromoform	ND	4.7	ug/Kg	1	10/07/20	JLI	SW8260C
Bromomethane	ND	4.7	ug/Kg	1	10/07/20	JLI	SW8260C
Carbon Disulfide	ND	4.7	ug/Kg	1	10/07/20	JLI	SW8260C
Carbon tetrachloride	ND	4.7	ug/Kg	1	10/07/20	JLI	SW8260C
Chlorobenzene	ND	4.7	ug/Kg	1	10/07/20	JLI	SW8260C
Chloroethane	ND	4.7	ug/Kg	1	10/07/20	JLI	SW8260C
Chloroform	ND	4.7	ug/Kg	1	10/07/20	JLI	SW8260C
Chloromethane	ND	4.7	ug/Kg	1	10/07/20	JLI	SW8260C
cis-1,2-Dichloroethene	ND	4.7	ug/Kg	1	10/07/20	JLI	SW8260C
cis-1,3-Dichloropropene	ND	4.7	ug/Kg	1	10/07/20	JLI	SW8260C
Dibromochloromethane	ND	2.8	ug/Kg	1	10/07/20	JLI	SW8260C
Dibromomethane	ND	4.7	ug/Kg	1	10/07/20	JLI	SW8260C
Dichlorodifluoromethane	ND	4.7	ug/Kg	1	10/07/20	JLI	SW8260C
Ethylbenzene	ND	4.7	ug/Kg	1	10/07/20	JLI	SW8260C
Hexachlorobutadiene	ND	4.7	ug/Kg	1	10/07/20	JLI	SW8260C
Isopropylbenzene	ND	4.7	ug/Kg	1	10/07/20	JLI	SW8260C
m&p-Xylene	ND	4.7	ug/Kg	1	10/07/20	JLI	SW8260C
Methyl Ethyl Ketone	ND	28	ug/Kg	1	10/07/20	JLI	SW8260C
Methyl t-butyl ether (MTBE)	ND	9.4	ug/Kg	1	10/07/20	JLI	SW8260C
Methylene chloride	ND	9.4	ug/Kg	1	10/07/20	JLI	SW8260C
Naphthalene	ND	4.7	ug/Kg	1	10/07/20	JLI	SW8260C

Project ID: EVERSOURCE BERLIN
Client ID: WAPPING GRAVEL-06

Phoenix I.D.: CG91495

Parameter	Result	RL/ PQL	Units	Dilution	Date/Time	By	
n-Butylbenzene	ND	4.7	ug/Kg	1	10/07/20	JLI	SW8260C
n-Propylbenzene	ND	4.7	ug/Kg	1	10/07/20	JLI	SW8260C
o-Xylene	ND	4.7	ug/Kg	1	10/07/20	JLI	SW8260C
p-Isopropyltoluene	ND	4.7	ug/Kg	1	10/07/20	JLI	SW8260C
sec-Butylbenzene	ND	4.7	ug/Kg	1	10/07/20	JLI	SW8260C
Styrene	ND	4.7	ug/Kg	1	10/07/20	JLI	SW8260C
tert-Butylbenzene	ND	4.7	ug/Kg	1	10/07/20	JLI	SW8260C
Tetrachloroethene	ND	4.7	ug/Kg	1	10/07/20	JLI	SW8260C
Tetrahydrofuran (THF)	ND	9.4	ug/Kg	1	10/07/20	JLI	SW8260C
Toluene	ND	4.7	ug/Kg	1	10/07/20	JLI	SW8260C
Total Xylenes	ND	4.7	ug/Kg	1	10/07/20	JLI	SW8260C
trans-1,2-Dichloroethene	ND	4.7	ug/Kg	1	10/07/20	JLI	SW8260C
trans-1,3-Dichloropropene	ND	4.7	ug/Kg	1	10/07/20	JLI	SW8260C
trans-1,4-dichloro-2-butene	ND	9.4	ug/Kg	1	10/07/20	JLI	SW8260C
Trichloroethene	ND	4.7	ug/Kg	1	10/07/20	JLI	SW8260C
Trichlorofluoromethane	ND	4.7	ug/Kg	1	10/07/20	JLI	SW8260C
Trichlorotrifluoroethane	ND	9.4	ug/Kg	1	10/07/20	JLI	SW8260C
Vinyl chloride	ND	4.7	ug/Kg	1	10/07/20	JLI	SW8260C
QA/QC Surrogates							
% 1,2-dichlorobenzene-d4	99		%	1	10/07/20	JLI	70 - 130 %
% Bromofluorobenzene	96		%	1	10/07/20	JLI	70 - 130 %
% Dibromofluoromethane	97		%	1	10/07/20	JLI	70 - 130 %
% Toluene-d8	98		%	1	10/07/20	JLI	70 - 130 %
Semivolatiles							
1,2,4,5-Tetrachlorobenzene	ND	230	ug/Kg	1	10/07/20	WB	SW8270D
1,2,4-Trichlorobenzene	ND	230	ug/Kg	1	10/07/20	WB	SW8270D
1,2-Dichlorobenzene	ND	230	ug/Kg	1	10/07/20	WB	SW8270D
1,2-Diphenylhydrazine	ND	330	ug/Kg	1	10/07/20	WB	SW8270D
1,3-Dichlorobenzene	ND	230	ug/Kg	1	10/07/20	WB	SW8270D
1,4-Dichlorobenzene	ND	230	ug/Kg	1	10/07/20	WB	SW8270D
2,4,5-Trichlorophenol	ND	230	ug/Kg	1	10/07/20	WB	SW8270D
2,4,6-Trichlorophenol	ND	230	ug/Kg	1	10/07/20	WB	SW8270D
2,4-Dichlorophenol	ND	230	ug/Kg	1	10/07/20	WB	SW8270D
2,4-Dimethylphenol	ND	230	ug/Kg	1	10/07/20	WB	SW8270D
2,4-Dinitrophenol	ND	330	ug/Kg	1	10/07/20	WB	SW8270D
2,4-Dinitrotoluene	ND	230	ug/Kg	1	10/07/20	WB	SW8270D
2,6-Dinitrotoluene	ND	230	ug/Kg	1	10/07/20	WB	SW8270D
2-Chloronaphthalene	ND	230	ug/Kg	1	10/07/20	WB	SW8270D
2-Chlorophenol	ND	230	ug/Kg	1	10/07/20	WB	SW8270D
2-Methylnaphthalene	ND	230	ug/Kg	1	10/07/20	WB	SW8270D
2-Methylphenol (o-cresol)	ND	230	ug/Kg	1	10/07/20	WB	SW8270D
2-Nitroaniline	ND	330	ug/Kg	1	10/07/20	WB	SW8270D
2-Nitrophenol	ND	230	ug/Kg	1	10/07/20	WB	SW8270D
3&4-Methylphenol (m&p-cresol)	ND	330	ug/Kg	1	10/07/20	WB	SW8270D
3,3'-Dichlorobenzidine	ND	230	ug/Kg	1	10/07/20	WB	SW8270D
3-Nitroaniline	ND	330	ug/Kg	1	10/07/20	WB	SW8270D
4,6-Dinitro-2-methylphenol	ND	330	ug/Kg	1	10/07/20	WB	SW8270D
4-Bromophenyl phenyl ether	ND	330	ug/Kg	1	10/07/20	WB	SW8270D
4-Chloro-3-methylphenol	ND	230	ug/Kg	1	10/07/20	WB	SW8270D

Ver 1

Project ID: EVERSOURCE BERLIN
Client ID: WAPPING GRAVEL-06

Phoenix I.D.: CG91495

Parameter	Result	RL/ PQL	Units	Dilution	Date/Time	By	
4-Chloroaniline	ND	230	ug/Kg	1	10/07/20	WB	SW8270D
4-Chlorophenyl phenyl ether	ND	230	ug/Kg	1	10/07/20	WB	SW8270D
4-Nitroaniline	ND	530	ug/Kg	1	10/07/20	WB	SW8270D
4-Nitrophenol	ND	230	ug/Kg	1	10/07/20	WB	SW8270D
Acenaphthene	ND	230	ug/Kg	1	10/07/20	WB	SW8270D
Acenaphthylene	ND	230	ug/Kg	1	10/07/20	WB	SW8270D
Acetophenone	ND	230	ug/Kg	1	10/07/20	WB	SW8270D
Aniline	ND	330	ug/Kg	1	10/07/20	WB	SW8270D
Anthracene	ND	230	ug/Kg	1	10/07/20	WB	SW8270D
Benz(a)anthracene	ND	230	ug/Kg	1	10/07/20	WB	SW8270D
Benzidine	ND	230	ug/Kg	1	10/07/20	WB	SW8270D
Benzo(a)pyrene	ND	230	ug/Kg	1	10/07/20	WB	SW8270D
Benzo(b)fluoranthene	ND	230	ug/Kg	1	10/07/20	WB	SW8270D
Benzo(ghi)perylene	ND	230	ug/Kg	1	10/07/20	WB	SW8270D
Benzo(k)fluoranthene	ND	230	ug/Kg	1	10/07/20	WB	SW8270D
Benzoic acid	ND	660	ug/Kg	1	10/07/20	WB	SW8270D
Benzyl butyl phthalate	ND	230	ug/Kg	1	10/07/20	WB	SW8270D
Bis(2-chloroethoxy)methane	ND	230	ug/Kg	1	10/07/20	WB	SW8270D
Bis(2-chloroethyl)ether	ND	330	ug/Kg	1	10/07/20	WB	SW8270D
Bis(2-chloroisopropyl)ether	ND	230	ug/Kg	1	10/07/20	WB	SW8270D
Bis(2-ethylhexyl)phthalate	ND	230	ug/Kg	1	10/07/20	WB	SW8270D
Carbazole	ND	330	ug/Kg	1	10/07/20	WB	SW8270D
Chrysene	ND	230	ug/Kg	1	10/07/20	WB	SW8270D
Dibenz(a,h)anthracene	ND	230	ug/Kg	1	10/07/20	WB	SW8270D
Dibenzofuran	ND	230	ug/Kg	1	10/07/20	WB	SW8270D
Diethyl phthalate	ND	230	ug/Kg	1	10/07/20	WB	SW8270D
Dimethylphthalate	ND	230	ug/Kg	1	10/07/20	WB	SW8270D
Di-n-butylphthalate	ND	330	ug/Kg	1	10/07/20	WB	SW8270D
Di-n-octylphthalate	ND	230	ug/Kg	1	10/07/20	WB	SW8270D
Fluoranthene	ND	230	ug/Kg	1	10/07/20	WB	SW8270D
Fluorene	ND	230	ug/Kg	1	10/07/20	WB	SW8270D
Hexachlorobenzene	ND	230	ug/Kg	1	10/07/20	WB	SW8270D
Hexachlorobutadiene	ND	230	ug/Kg	1	10/07/20	WB	SW8270D
Hexachlorocyclopentadiene	ND	230	ug/Kg	1	10/07/20	WB	SW8270D
Hexachloroethane	ND	230	ug/Kg	1	10/07/20	WB	SW8270D
Indeno(1,2,3-cd)pyrene	ND	230	ug/Kg	1	10/07/20	WB	SW8270D
Isophorone	ND	230	ug/Kg	1	10/07/20	WB	SW8270D
Naphthalene	ND	230	ug/Kg	1	10/07/20	WB	SW8270D
Nitrobenzene	ND	230	ug/Kg	1	10/07/20	WB	SW8270D
N-Nitrosodimethylamine	ND	330	ug/Kg	1	10/07/20	WB	SW8270D
N-Nitrosodi-n-propylamine	ND	230	ug/Kg	1	10/07/20	WB	SW8270D
N-Nitrosodiphenylamine	ND	330	ug/Kg	1	10/07/20	WB	SW8270D
Pentachloronitrobenzene	ND	330	ug/Kg	1	10/07/20	WB	SW8270D
Pentachlorophenol	ND	330	ug/Kg	1	10/07/20	WB	SW8270D
Phenanthrene	ND	230	ug/Kg	1	10/07/20	WB	SW8270D
Phenol	ND	230	ug/Kg	1	10/07/20	WB	SW8270D
Pyrene	ND	230	ug/Kg	1	10/07/20	WB	SW8270D
Pyridine	ND	330	ug/Kg	1	10/07/20	WB	SW8270D

QA/QC Surrogates

Project ID: EVERSOURCE BERLIN
Client ID: WAPPING GRAVEL-06

Phoenix I.D.: CG91495

Parameter	Result	RL/ PQL	Units	Dilution	Date/Time	By	
% 2,4,6-Tribromophenol	91		%	1	10/07/20	WB	30 - 130 %
% 2-Fluorobiphenyl	81		%	1	10/07/20	WB	30 - 130 %
% 2-Fluorophenol	65		%	1	10/07/20	WB	30 - 130 %
% Nitrobenzene-d5	83		%	1	10/07/20	WB	30 - 130 %
% Phenol-d5	68		%	1	10/07/20	WB	30 - 130 %
% Terphenyl-d14	80		%	1	10/07/20	WB	30 - 130 %
Field Extraction	Completed				10/06/20		SW5035A

RL/PQL=Reporting/Practical Quantitation Level ND=Not Detected BRL=Below Reporting Level
QA/QC Surrogates: Surrogates are compounds (preceeded with a %) added by the lab to determine analysis efficiency. Surrogate results(%) listed in the report are not "detected" compounds.

Comments:

Per 1.4.6 of EPA method 8270D, 1,2-Diphenylhydrazine is unstable and readily converts to Azobenzene. Azobenzene is used for the calibration of 1,2-Diphenylhydrazine.

All soils, solids and sludges are reported on a dry weight basis unless otherwise noted in the sample comments.

If you are the client above and have any questions concerning this testing, please do not hesitate to contact Phoenix Client Services at ext.200.
The contents of this report cannot be discussed with anyone other than the client listed above without their written consent.

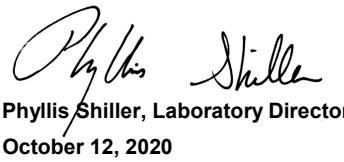

Phyllis Shiller, Laboratory Director
October 12, 2020
Reviewed and Released by: Rashmi Makol, Project Manager

Environmental Laboratories, Inc.
587 East Middle Turnpike, P.O.Box 370, Manchester, CT 06045
Tel. (860) 645-1102 Fax (860) 645-0823

Analysis Report

October 12, 2020

FOR: Attn: Paul Saccente
Strategic Environmental Services, Inc.
362 Putnam Hill Rd.
Sutton, MA 01590

Sample Information		Custody Information		Date	Time
Matrix:	SOIL	Collected by:		10/06/20	
Location Code:	STRATEGIC	Received by:	B	10/06/20	15:40
Rush Request:	24 Hour	Analyzed by:	see "By" below		
P.O.#:	19-0373				

Laboratory Data

SDG ID: GCG91492
Phoenix ID: CG91496

Project ID: EVERSOURCE BERLIN
Client ID: WAPPING GRAVEL-07

Parameter	Result	RL/ PQL	Units	Dilution	Date/Time	By	Reference
Silver	< 0.32	0.32	mg/Kg	1	10/07/20	CPP	SW6010D
Arsenic	2.41	0.63	mg/Kg	1	10/07/20	CPP	SW6010D
Barium	62.3	0.32	mg/Kg	1	10/07/20	CPP	SW6010D
Beryllium	0.53	0.25	mg/Kg	1	10/07/20	CPP	SW6010D
Cadmium	0.52	0.32	mg/Kg	1	10/07/20	CPP	SW6010D
Chromium	18.0	0.32	mg/Kg	1	10/07/20	CPP	SW6010D
Copper	36.1	0.6	mg/kg	1	10/07/20	CPP	SW6010D
Mercury	< 0.03	0.03	mg/Kg	2	10/07/20	RS	SW7471B
Nickel	17.1	0.32	mg/Kg	1	10/07/20	CPP	SW6010D
Lead	7.18	0.32	mg/Kg	1	10/07/20	EK	SW6010D
Antimony	< 3.2	3.2	mg/Kg	1	10/07/20	CPP	SW6010D
Selenium	< 1.3	1.3	mg/Kg	1	10/07/20	CPP	SW6010D
Thallium	< 2.8	2.8	mg/Kg	1	10/07/20	CPP	SW6010D
Vanadium	26.4	0.32	mg/Kg	1	10/07/20	CPP	SW6010D
Zinc	41.1	0.6	mg/Kg	1	10/07/20	EK	SW6010D
Percent Solid	100		%		10/06/20	CAJ	SW846-%Solid
Soil Extraction for Pesticide	Completed				10/07/20	L/M	SW3545A
Mercury Digestion	Completed				10/07/20	ARW/VT	SW7471B
Extraction of CT ETPH	Completed				10/06/20	G/AT	SW3546
Soil Extraction for SVOA	Completed				10/06/20	K/M	SW3546
Extraction for PCB	Completed				10/06/20	HH/JJ/KL	SW3540C
Total Metals Digest	Completed				10/06/20	B/AG/BF	SW3050B
TPH by GC (Extractable Products)							
Ext. Petroleum H.C. (C9-C36)	ND	49	mg/Kg	1	10/07/20	JRB	CTETPH 8015D
Identification	ND		mg/Kg	1	10/07/20	JRB	CTETPH 8015D
QA/QC Surrogates							
% n-Pentacosane	94		%	1	10/07/20	JRB	50 - 150 %

Ver 1

Project ID: EVERSOURCE BERLIN
Client ID: WAPPING GRAVEL-07

Phoenix I.D.: CG91496

Parameter	Result	RL/ PQL	Units	Dilution	Date/Time	By	
PCB (Soxhlet SW3540C)							
PCB-1016	ND	330	ug/Kg	10	10/07/20	SC	SW8082A
PCB-1221	ND	330	ug/Kg	10	10/07/20	SC	SW8082A
PCB-1232	ND	330	ug/Kg	10	10/07/20	SC	SW8082A
PCB-1242	ND	330	ug/Kg	10	10/07/20	SC	SW8082A
PCB-1248	ND	330	ug/Kg	10	10/07/20	SC	SW8082A
PCB-1254	ND	330	ug/Kg	10	10/07/20	SC	SW8082A
PCB-1260	ND	330	ug/Kg	10	10/07/20	SC	SW8082A
PCB-1262	ND	330	ug/Kg	10	10/07/20	SC	SW8082A
PCB-1268	ND	330	ug/Kg	10	10/07/20	SC	SW8082A
QA/QC Surrogates							
% DCBP	94		%	10	10/07/20	SC	30 - 150 %
% DCBP (Confirmation)	91		%	10	10/07/20	SC	30 - 150 %
% TCMX	71		%	10	10/07/20	SC	30 - 150 %
% TCMX (Confirmation)	72		%	10	10/07/20	SC	30 - 150 %
Pesticides							
4,4' -DDD	ND	6.6	ug/Kg	2	10/08/20	CG	SW8081B
4,4' -DDE	ND	6.6	ug/Kg	2	10/08/20	CG	SW8081B
4,4' -DDT	ND	6.6	ug/Kg	2	10/08/20	CG	SW8081B
a-BHC	ND	6.6	ug/Kg	2	10/08/20	CG	SW8081B
Alachlor	ND	6.6	ug/Kg	2	10/08/20	CG	SW8081B
Aldrin	ND	3.3	ug/Kg	2	10/08/20	CG	SW8081B
b-BHC	ND	6.6	ug/Kg	2	10/08/20	CG	SW8081B
Chlordane	ND	33	ug/Kg	2	10/08/20	CG	SW8081B
d-BHC	ND	6.6	ug/Kg	2	10/08/20	CG	SW8081B
Dieldrin	ND	3.3	ug/Kg	2	10/08/20	CG	SW8081B
Endosulfan I	ND	6.6	ug/Kg	2	10/08/20	CG	SW8081B
Endosulfan II	ND	6.6	ug/Kg	2	10/08/20	CG	SW8081B
Endosulfan sulfate	ND	6.6	ug/Kg	2	10/08/20	CG	SW8081B
Endrin	ND	6.6	ug/Kg	2	10/08/20	CG	SW8081B
Endrin aldehyde	ND	6.6	ug/Kg	2	10/08/20	CG	SW8081B
Endrin ketone	ND	6.6	ug/Kg	2	10/08/20	CG	SW8081B
g-BHC	ND	1.3	ug/Kg	2	10/08/20	CG	SW8081B
Heptachlor	ND	6.6	ug/Kg	2	10/08/20	CG	SW8081B
Heptachlor epoxide	ND	6.6	ug/Kg	2	10/08/20	CG	SW8081B
Methoxychlor	ND	33	ug/Kg	2	10/08/20	CG	SW8081B
Toxaphene	ND	130	ug/Kg	2	10/08/20	CG	SW8081B
QA/QC Surrogates							
% DCBP	61		%	2	10/08/20	CG	30 - 150 %
% DCBP (Confirmation)	63		%	2	10/08/20	CG	30 - 150 %
% TCMX	46		%	2	10/08/20	CG	30 - 150 %
% TCMX (Confirmation)	50		%	2	10/08/20	CG	30 - 150 %
Volatiles							
1,1,1,2-Tetrachloroethane	ND	5.0	ug/Kg	1	10/07/20	JLI	SW8260C
1,1,1-Trichloroethane	ND	5.0	ug/Kg	1	10/07/20	JLI	SW8260C
1,1,2,2-Tetrachloroethane	ND	3.0	ug/Kg	1	10/07/20	JLI	SW8260C
1,1,2-Trichloroethane	ND	5.0	ug/Kg	1	10/07/20	JLI	SW8260C

Ver 1

Project ID: EVERSOURCE BERLIN
Client ID: WAPPING GRAVEL-07

Phoenix I.D.: CG91496

Parameter	Result	RL/ PQL	Units	Dilution	Date/Time	By	
1,1-Dichloroethane	ND	5.0	ug/Kg	1	10/07/20	JLI	SW8260C
1,1-Dichloroethene	ND	5.0	ug/Kg	1	10/07/20	JLI	SW8260C
1,1-Dichloropropene	ND	5.0	ug/Kg	1	10/07/20	JLI	SW8260C
1,2,3-Trichlorobenzene	ND	5.0	ug/Kg	1	10/07/20	JLI	SW8260C
1,2,3-Trichloropropane	ND	5.0	ug/Kg	1	10/07/20	JLI	SW8260C
1,2,4-Trichlorobenzene	ND	5.0	ug/Kg	1	10/07/20	JLI	SW8260C
1,2,4-Trimethylbenzene	ND	5.0	ug/Kg	1	10/07/20	JLI	SW8260C
1,2-Dibromo-3-chloropropane	ND	5.0	ug/Kg	1	10/07/20	JLI	SW8260C
1,2-Dibromoethane	ND	5.0	ug/Kg	1	10/07/20	JLI	SW8260C
1,2-Dichlorobenzene	ND	5.0	ug/Kg	1	10/07/20	JLI	SW8260C
1,2-Dichloroethane	ND	5.0	ug/Kg	1	10/07/20	JLI	SW8260C
1,2-Dichloropropane	ND	5.0	ug/Kg	1	10/07/20	JLI	SW8260C
1,3,5-Trimethylbenzene	ND	5.0	ug/Kg	1	10/07/20	JLI	SW8260C
1,3-Dichlorobenzene	ND	5.0	ug/Kg	1	10/07/20	JLI	SW8260C
1,3-Dichloropropane	ND	5.0	ug/Kg	1	10/07/20	JLI	SW8260C
1,4-Dichlorobenzene	ND	5.0	ug/Kg	1	10/07/20	JLI	SW8260C
2,2-Dichloropropane	ND	5.0	ug/Kg	1	10/07/20	JLI	SW8260C
2-Chlorotoluene	ND	5.0	ug/Kg	1	10/07/20	JLI	SW8260C
2-Hexanone	ND	25	ug/Kg	1	10/07/20	JLI	SW8260C
2-Isopropyltoluene	ND	5.0	ug/Kg	1	10/07/20	JLI	SW8260C
4-Chlorotoluene	ND	5.0	ug/Kg	1	10/07/20	JLI	SW8260C
4-Methyl-2-pentanone	ND	25	ug/Kg	1	10/07/20	JLI	SW8260C
Acetone	ND	250	ug/Kg	1	10/07/20	JLI	SW8260C
Acrylonitrile	ND	5.0	ug/Kg	1	10/07/20	JLI	SW8260C
Benzene	ND	5.0	ug/Kg	1	10/07/20	JLI	SW8260C
Bromobenzene	ND	5.0	ug/Kg	1	10/07/20	JLI	SW8260C
Bromochloromethane	ND	5.0	ug/Kg	1	10/07/20	JLI	SW8260C
Bromodichloromethane	ND	5.0	ug/Kg	1	10/07/20	JLI	SW8260C
Bromoform	ND	5.0	ug/Kg	1	10/07/20	JLI	SW8260C
Bromomethane	ND	5.0	ug/Kg	1	10/07/20	JLI	SW8260C
Carbon Disulfide	ND	5.0	ug/Kg	1	10/07/20	JLI	SW8260C
Carbon tetrachloride	ND	5.0	ug/Kg	1	10/07/20	JLI	SW8260C
Chlorobenzene	ND	5.0	ug/Kg	1	10/07/20	JLI	SW8260C
Chloroethane	ND	5.0	ug/Kg	1	10/07/20	JLI	SW8260C
Chloroform	ND	5.0	ug/Kg	1	10/07/20	JLI	SW8260C
Chloromethane	ND	5.0	ug/Kg	1	10/07/20	JLI	SW8260C
cis-1,2-Dichloroethene	ND	5.0	ug/Kg	1	10/07/20	JLI	SW8260C
cis-1,3-Dichloropropene	ND	5.0	ug/Kg	1	10/07/20	JLI	SW8260C
Dibromochloromethane	ND	3.0	ug/Kg	1	10/07/20	JLI	SW8260C
Dibromomethane	ND	5.0	ug/Kg	1	10/07/20	JLI	SW8260C
Dichlorodifluoromethane	ND	5.0	ug/Kg	1	10/07/20	JLI	SW8260C
Ethylbenzene	ND	5.0	ug/Kg	1	10/07/20	JLI	SW8260C
Hexachlorobutadiene	ND	5.0	ug/Kg	1	10/07/20	JLI	SW8260C
Isopropylbenzene	ND	5.0	ug/Kg	1	10/07/20	JLI	SW8260C
m&p-Xylene	ND	5.0	ug/Kg	1	10/07/20	JLI	SW8260C
Methyl Ethyl Ketone	ND	30	ug/Kg	1	10/07/20	JLI	SW8260C
Methyl t-butyl ether (MTBE)	ND	9.9	ug/Kg	1	10/07/20	JLI	SW8260C
Methylene chloride	ND	9.9	ug/Kg	1	10/07/20	JLI	SW8260C
Naphthalene	ND	5.0	ug/Kg	1	10/07/20	JLI	SW8260C

Project ID: EVERSOURCE BERLIN
Client ID: WAPPING GRAVEL-07

Phoenix I.D.: CG91496

Parameter	Result	RL/ PQL	Units	Dilution	Date/Time	By	
n-Butylbenzene	ND	5.0	ug/Kg	1	10/07/20	JLI	SW8260C
n-Propylbenzene	ND	5.0	ug/Kg	1	10/07/20	JLI	SW8260C
o-Xylene	ND	5.0	ug/Kg	1	10/07/20	JLI	SW8260C
p-Isopropyltoluene	ND	5.0	ug/Kg	1	10/07/20	JLI	SW8260C
sec-Butylbenzene	ND	5.0	ug/Kg	1	10/07/20	JLI	SW8260C
Styrene	ND	5.0	ug/Kg	1	10/07/20	JLI	SW8260C
tert-Butylbenzene	ND	5.0	ug/Kg	1	10/07/20	JLI	SW8260C
Tetrachloroethene	ND	5.0	ug/Kg	1	10/07/20	JLI	SW8260C
Tetrahydrofuran (THF)	ND	9.9	ug/Kg	1	10/07/20	JLI	SW8260C
Toluene	ND	5.0	ug/Kg	1	10/07/20	JLI	SW8260C
Total Xylenes	ND	5.0	ug/Kg	1	10/07/20	JLI	SW8260C
trans-1,2-Dichloroethene	ND	5.0	ug/Kg	1	10/07/20	JLI	SW8260C
trans-1,3-Dichloropropene	ND	5.0	ug/Kg	1	10/07/20	JLI	SW8260C
trans-1,4-dichloro-2-butene	ND	9.9	ug/Kg	1	10/07/20	JLI	SW8260C
Trichloroethene	ND	5.0	ug/Kg	1	10/07/20	JLI	SW8260C
Trichlorofluoromethane	ND	5.0	ug/Kg	1	10/07/20	JLI	SW8260C
Trichlorotrifluoroethane	ND	9.9	ug/Kg	1	10/07/20	JLI	SW8260C
Vinyl chloride	ND	5.0	ug/Kg	1	10/07/20	JLI	SW8260C
QA/QC Surrogates							
% 1,2-dichlorobenzene-d4	99		%	1	10/07/20	JLI	70 - 130 %
% Bromofluorobenzene	95		%	1	10/07/20	JLI	70 - 130 %
% Dibromofluoromethane	98		%	1	10/07/20	JLI	70 - 130 %
% Toluene-d8	98		%	1	10/07/20	JLI	70 - 130 %
Semivolatiles							
1,2,4,5-Tetrachlorobenzene	ND	230	ug/Kg	1	10/07/20	AW	SW8270D
1,2,4-Trichlorobenzene	ND	230	ug/Kg	1	10/07/20	AW	SW8270D
1,2-Dichlorobenzene	ND	230	ug/Kg	1	10/07/20	AW	SW8270D
1,2-Diphenylhydrazine	ND	330	ug/Kg	1	10/07/20	AW	SW8270D
1,3-Dichlorobenzene	ND	230	ug/Kg	1	10/07/20	AW	SW8270D
1,4-Dichlorobenzene	ND	230	ug/Kg	1	10/07/20	AW	SW8270D
2,4,5-Trichlorophenol	ND	230	ug/Kg	1	10/07/20	AW	SW8270D
2,4,6-Trichlorophenol	ND	230	ug/Kg	1	10/07/20	AW	SW8270D
2,4-Dichlorophenol	ND	230	ug/Kg	1	10/07/20	AW	SW8270D
2,4-Dimethylphenol	ND	230	ug/Kg	1	10/07/20	AW	SW8270D
2,4-Dinitrophenol	ND	330	ug/Kg	1	10/07/20	AW	SW8270D
2,4-Dinitrotoluene	ND	230	ug/Kg	1	10/07/20	AW	SW8270D
2,6-Dinitrotoluene	ND	230	ug/Kg	1	10/07/20	AW	SW8270D
2-Chloronaphthalene	ND	230	ug/Kg	1	10/07/20	AW	SW8270D
2-Chlorophenol	ND	230	ug/Kg	1	10/07/20	AW	SW8270D
2-Methylnaphthalene	ND	230	ug/Kg	1	10/07/20	AW	SW8270D
2-Methylphenol (o-cresol)	ND	230	ug/Kg	1	10/07/20	AW	SW8270D
2-Nitroaniline	ND	330	ug/Kg	1	10/07/20	AW	SW8270D
2-Nitrophenol	ND	230	ug/Kg	1	10/07/20	AW	SW8270D
3&4-Methylphenol (m&p-cresol)	ND	330	ug/Kg	1	10/07/20	AW	SW8270D
3,3'-Dichlorobenzidine	ND	230	ug/Kg	1	10/07/20	AW	SW8270D
3-Nitroaniline	ND	330	ug/Kg	1	10/07/20	AW	SW8270D
4,6-Dinitro-2-methylphenol	ND	330	ug/Kg	1	10/07/20	AW	SW8270D
4-Bromophenyl phenyl ether	ND	330	ug/Kg	1	10/07/20	AW	SW8270D
4-Chloro-3-methylphenol	ND	230	ug/Kg	1	10/07/20	AW	SW8270D

Ver 1

Project ID: EVERSOURCE BERLIN
Client ID: WAPPING GRAVEL-07

Phoenix I.D.: CG91496

Parameter	Result	RL/ PQL	Units	Dilution	Date/Time	By	
4-Chloroaniline	ND	230	ug/Kg	1	10/07/20	AW	SW8270D
4-Chlorophenyl phenyl ether	ND	230	ug/Kg	1	10/07/20	AW	SW8270D
4-Nitroaniline	ND	530	ug/Kg	1	10/07/20	AW	SW8270D
4-Nitrophenol	ND	230	ug/Kg	1	10/07/20	AW	SW8270D
Acenaphthene	ND	230	ug/Kg	1	10/07/20	AW	SW8270D
Acenaphthylene	ND	230	ug/Kg	1	10/07/20	AW	SW8270D
Acetophenone	ND	230	ug/Kg	1	10/07/20	AW	SW8270D
Aniline	ND	330	ug/Kg	1	10/07/20	AW	SW8270D
Anthracene	ND	230	ug/Kg	1	10/07/20	AW	SW8270D
Benz(a)anthracene	ND	230	ug/Kg	1	10/07/20	AW	SW8270D
Benzidine	ND	230	ug/Kg	1	10/07/20	AW	SW8270D
Benzo(a)pyrene	ND	230	ug/Kg	1	10/07/20	AW	SW8270D
Benzo(b)fluoranthene	ND	230	ug/Kg	1	10/07/20	AW	SW8270D
Benzo(ghi)perylene	ND	230	ug/Kg	1	10/07/20	AW	SW8270D
Benzo(k)fluoranthene	ND	230	ug/Kg	1	10/07/20	AW	SW8270D
Benzoic acid	ND	660	ug/Kg	1	10/07/20	AW	SW8270D
Benzyl butyl phthalate	ND	230	ug/Kg	1	10/07/20	AW	SW8270D
Bis(2-chloroethoxy)methane	ND	230	ug/Kg	1	10/07/20	AW	SW8270D
Bis(2-chloroethyl)ether	ND	330	ug/Kg	1	10/07/20	AW	SW8270D
Bis(2-chloroisopropyl)ether	ND	230	ug/Kg	1	10/07/20	AW	SW8270D
Bis(2-ethylhexyl)phthalate	ND	230	ug/Kg	1	10/07/20	AW	SW8270D
Carbazole	ND	330	ug/Kg	1	10/07/20	AW	SW8270D
Chrysene	ND	230	ug/Kg	1	10/07/20	AW	SW8270D
Dibenz(a,h)anthracene	ND	230	ug/Kg	1	10/07/20	AW	SW8270D
Dibenzofuran	ND	230	ug/Kg	1	10/07/20	AW	SW8270D
Diethyl phthalate	ND	230	ug/Kg	1	10/07/20	AW	SW8270D
Dimethylphthalate	ND	230	ug/Kg	1	10/07/20	AW	SW8270D
Di-n-butylphthalate	ND	330	ug/Kg	1	10/07/20	AW	SW8270D
Di-n-octylphthalate	ND	230	ug/Kg	1	10/07/20	AW	SW8270D
Fluoranthene	ND	230	ug/Kg	1	10/07/20	AW	SW8270D
Fluorene	ND	230	ug/Kg	1	10/07/20	AW	SW8270D
Hexachlorobenzene	ND	230	ug/Kg	1	10/07/20	AW	SW8270D
Hexachlorobutadiene	ND	230	ug/Kg	1	10/07/20	AW	SW8270D
Hexachlorocyclopentadiene	ND	230	ug/Kg	1	10/07/20	AW	SW8270D
Hexachloroethane	ND	230	ug/Kg	1	10/07/20	AW	SW8270D
Indeno(1,2,3-cd)pyrene	ND	230	ug/Kg	1	10/07/20	AW	SW8270D
Isophorone	ND	230	ug/Kg	1	10/07/20	AW	SW8270D
Naphthalene	ND	230	ug/Kg	1	10/07/20	AW	SW8270D
Nitrobenzene	ND	230	ug/Kg	1	10/07/20	AW	SW8270D
N-Nitrosodimethylamine	ND	330	ug/Kg	1	10/07/20	AW	SW8270D
N-Nitrosodi-n-propylamine	ND	230	ug/Kg	1	10/07/20	AW	SW8270D
N-Nitrosodiphenylamine	ND	330	ug/Kg	1	10/07/20	AW	SW8270D
Pentachloronitrobenzene	ND	330	ug/Kg	1	10/07/20	AW	SW8270D
Pentachlorophenol	ND	330	ug/Kg	1	10/07/20	AW	SW8270D
Phenanthrene	ND	230	ug/Kg	1	10/07/20	AW	SW8270D
Phenol	ND	230	ug/Kg	1	10/07/20	AW	SW8270D
Pyrene	ND	230	ug/Kg	1	10/07/20	AW	SW8270D
Pyridine	ND	330	ug/Kg	1	10/07/20	AW	SW8270D

QA/QC Surrogates

Project ID: EVERSOURCE BERLIN
Client ID: WAPPING GRAVEL-07

Phoenix I.D.: CG91496

Parameter	Result	RL/ PQL	Units	Dilution	Date/Time	By	
% 2,4,6-Tribromophenol	74		%	1	10/07/20	AW	30 - 130 %
% 2-Fluorobiphenyl	71		%	1	10/07/20	AW	30 - 130 %
% 2-Fluorophenol	66		%	1	10/07/20	AW	30 - 130 %
% Nitrobenzene-d5	69		%	1	10/07/20	AW	30 - 130 %
% Phenol-d5	73		%	1	10/07/20	AW	30 - 130 %
% Terphenyl-d14	79		%	1	10/07/20	AW	30 - 130 %
Field Extraction	Completed				10/06/20		SW5035A

RL/PQL=Reporting/Practical Quantitation Level ND=Not Detected BRL=Below Reporting Level
QA/QC Surrogates: Surrogates are compounds (preceeded with a %) added by the lab to determine analysis efficiency. Surrogate results(%) listed in the report are not "detected" compounds.

Comments:

Per 1.4.6 of EPA method 8270D, 1,2-Diphenylhydrazine is unstable and readily converts to Azobenzene. Azobenzene is used for the calibration of 1,2-Diphenylhydrazine.

All soils, solids and sludges are reported on a dry weight basis unless otherwise noted in the sample comments.

If you are the client above and have any questions concerning this testing, please do not hesitate to contact Phoenix Client Services at ext.200.
The contents of this report cannot be discussed with anyone other than the client listed above without their written consent.

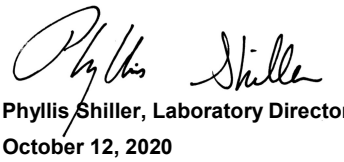

Phyllis Shiller, Laboratory Director
October 12, 2020
Reviewed and Released by: Rashmi Makol, Project Manager

Environmental Laboratories, Inc.
587 East Middle Turnpike, P.O.Box 370, Manchester, CT 06045
Tel. (860) 645-1102 Fax (860) 645-0823

Analysis Report

October 12, 2020

FOR: Attn: Paul Saccente
Strategic Environmental Services, Inc.
362 Putnam Hill Rd.
Sutton, MA 01590

Sample Information		Custody Information		Date	Time
Matrix:	SOIL	Collected by:		10/06/20	
Location Code:	STRATEGIC	Received by:	B	10/06/20	15:40
Rush Request:	24 Hour	Analyzed by:	see "By" below		
P.O.#:	19-0373				

Laboratory Data

SDG ID: GCG91492
Phoenix ID: CG91497

Project ID: EVERSOURCE BERLIN
Client ID: WAPPING GRAVEL-08

Parameter	Result	RL/ PQL	Units	Dilution	Date/Time	By	Reference
Silver	< 0.32	0.32	mg/Kg	1	10/07/20	CPP	SW6010D
Arsenic	2.30	0.65	mg/Kg	1	10/07/20	CPP	SW6010D
Barium	57.3	0.32	mg/Kg	1	10/07/20	CPP	SW6010D
Beryllium	0.42	0.26	mg/Kg	1	10/07/20	CPP	SW6010D
Cadmium	0.48	0.32	mg/Kg	1	10/07/20	CPP	SW6010D
Chromium	16.7	0.32	mg/Kg	1	10/07/20	CPP	SW6010D
Copper	17.0	0.6	mg/kg	1	10/07/20	CPP	SW6010D
Mercury	< 0.03	0.03	mg/Kg	2	10/07/20	RS	SW7471B
Nickel	13.9	0.32	mg/Kg	1	10/07/20	CPP	SW6010D
Lead	5.41	0.32	mg/Kg	1	10/07/20	EK	SW6010D
Antimony	< 3.2	3.2	mg/Kg	1	10/07/20	CPP	SW6010D
Selenium	< 1.3	1.3	mg/Kg	1	10/07/20	CPP	SW6010D
Thallium	< 2.9	2.9	mg/Kg	1	10/07/20	CPP	SW6010D
Vanadium	26.0	0.32	mg/Kg	1	10/07/20	CPP	SW6010D
Zinc	32.8	0.6	mg/Kg	1	10/07/20	EK	SW6010D
Percent Solid	99		%		10/06/20	CAJ	SW846-%Solid
Soil Extraction for Pesticide	Completed				10/07/20	L/M	SW3545A
Mercury Digestion	Completed				10/07/20	ARW/VT	SW7471B
Extraction of CT ETPH	Completed				10/06/20	G/AT	SW3546
Soil Extraction for SVOA	Completed				10/06/20	K/M	SW3546
Extraction for PCB	Completed				10/06/20	HH/JJ/KL	SW3540C
Total Metals Digest	Completed				10/06/20	B/AG/BF	SW3050B
TPH by GC (Extractable Products)							
Ext. Petroleum H.C. (C9-C36)	ND	49	mg/Kg	1	10/07/20	JRB	CTETPH 8015D
Identification	ND		mg/Kg	1	10/07/20	JRB	CTETPH 8015D
QA/QC Surrogates							
% n-Pentacosane	101		%	1	10/07/20	JRB	50 - 150 %

Ver 1

Project ID: EVERSOURCE BERLIN
Client ID: WAPPING GRAVEL-08

Phoenix I.D.: CG91497

Parameter	Result	RL/ PQL	Units	Dilution	Date/Time	By	
PCB (Soxhlet SW3540C)							
PCB-1016	ND	340	ug/Kg	10	10/07/20	SC	SW8082A
PCB-1221	ND	340	ug/Kg	10	10/07/20	SC	SW8082A
PCB-1232	ND	340	ug/Kg	10	10/07/20	SC	SW8082A
PCB-1242	ND	340	ug/Kg	10	10/07/20	SC	SW8082A
PCB-1248	ND	340	ug/Kg	10	10/07/20	SC	SW8082A
PCB-1254	ND	340	ug/Kg	10	10/07/20	SC	SW8082A
PCB-1260	ND	340	ug/Kg	10	10/07/20	SC	SW8082A
PCB-1262	ND	340	ug/Kg	10	10/07/20	SC	SW8082A
PCB-1268	ND	340	ug/Kg	10	10/07/20	SC	SW8082A
QA/QC Surrogates							
% DCBP	100		%	10	10/07/20	SC	30 - 150 %
% DCBP (Confirmation)	104		%	10	10/07/20	SC	30 - 150 %
% TCMX	69		%	10	10/07/20	SC	30 - 150 %
% TCMX (Confirmation)	69		%	10	10/07/20	SC	30 - 150 %
Pesticides							
4,4' -DDD	ND	6.6	ug/Kg	2	10/08/20	CG	SW8081B
4,4' -DDE	ND	6.6	ug/Kg	2	10/08/20	CG	SW8081B
4,4' -DDT	ND	6.6	ug/Kg	2	10/08/20	CG	SW8081B
a-BHC	ND	6.6	ug/Kg	2	10/08/20	CG	SW8081B
Alachlor	ND	6.6	ug/Kg	2	10/08/20	CG	SW8081B
Aldrin	ND	3.3	ug/Kg	2	10/08/20	CG	SW8081B
b-BHC	ND	6.6	ug/Kg	2	10/08/20	CG	SW8081B
Chlordane	ND	33	ug/Kg	2	10/08/20	CG	SW8081B
d-BHC	ND	6.6	ug/Kg	2	10/08/20	CG	SW8081B
Dieldrin	ND	3.3	ug/Kg	2	10/08/20	CG	SW8081B
Endosulfan I	ND	6.6	ug/Kg	2	10/08/20	CG	SW8081B
Endosulfan II	ND	6.6	ug/Kg	2	10/08/20	CG	SW8081B
Endosulfan sulfate	ND	6.6	ug/Kg	2	10/08/20	CG	SW8081B
Endrin	ND	6.6	ug/Kg	2	10/08/20	CG	SW8081B
Endrin aldehyde	ND	6.6	ug/Kg	2	10/08/20	CG	SW8081B
Endrin ketone	ND	6.6	ug/Kg	2	10/08/20	CG	SW8081B
g-BHC	ND	1.3	ug/Kg	2	10/08/20	CG	SW8081B
Heptachlor	ND	6.6	ug/Kg	2	10/08/20	CG	SW8081B
Heptachlor epoxide	ND	6.6	ug/Kg	2	10/08/20	CG	SW8081B
Methoxychlor	ND	33	ug/Kg	2	10/08/20	CG	SW8081B
Toxaphene	ND	130	ug/Kg	2	10/08/20	CG	SW8081B
QA/QC Surrogates							
% DCBP	77		%	2	10/08/20	CG	30 - 150 %
% DCBP (Confirmation)	77		%	2	10/08/20	CG	30 - 150 %
% TCMX	60		%	2	10/08/20	CG	30 - 150 %
% TCMX (Confirmation)	64		%	2	10/08/20	CG	30 - 150 %
Volatiles							
1,1,1,2-Tetrachloroethane	ND	5.1	ug/Kg	1	10/07/20	JLI	SW8260C
1,1,1-Trichloroethane	ND	5.1	ug/Kg	1	10/07/20	JLI	SW8260C
1,1,2,2-Tetrachloroethane	ND	3.1	ug/Kg	1	10/07/20	JLI	SW8260C
1,1,2-Trichloroethane	ND	5.1	ug/Kg	1	10/07/20	JLI	SW8260C

Ver 1

Project ID: EVERSOURCE BERLIN
Client ID: WAPPING GRAVEL-08

Phoenix I.D.: CG91497

Parameter	Result	RL/ PQL	Units	Dilution	Date/Time	By	
1,1-Dichloroethane	ND	5.1	ug/Kg	1	10/07/20	JLI	SW8260C
1,1-Dichloroethene	ND	5.1	ug/Kg	1	10/07/20	JLI	SW8260C
1,1-Dichloropropene	ND	5.1	ug/Kg	1	10/07/20	JLI	SW8260C
1,2,3-Trichlorobenzene	ND	5.1	ug/Kg	1	10/07/20	JLI	SW8260C
1,2,3-Trichloropropane	ND	5.1	ug/Kg	1	10/07/20	JLI	SW8260C
1,2,4-Trichlorobenzene	ND	5.1	ug/Kg	1	10/07/20	JLI	SW8260C
1,2,4-Trimethylbenzene	ND	5.1	ug/Kg	1	10/07/20	JLI	SW8260C
1,2-Dibromo-3-chloropropane	ND	5.1	ug/Kg	1	10/07/20	JLI	SW8260C
1,2-Dibromoethane	ND	5.1	ug/Kg	1	10/07/20	JLI	SW8260C
1,2-Dichlorobenzene	ND	5.1	ug/Kg	1	10/07/20	JLI	SW8260C
1,2-Dichloroethane	ND	5.1	ug/Kg	1	10/07/20	JLI	SW8260C
1,2-Dichloropropane	ND	5.1	ug/Kg	1	10/07/20	JLI	SW8260C
1,3,5-Trimethylbenzene	ND	5.1	ug/Kg	1	10/07/20	JLI	SW8260C
1,3-Dichlorobenzene	ND	5.1	ug/Kg	1	10/07/20	JLI	SW8260C
1,3-Dichloropropane	ND	5.1	ug/Kg	1	10/07/20	JLI	SW8260C
1,4-Dichlorobenzene	ND	5.1	ug/Kg	1	10/07/20	JLI	SW8260C
2,2-Dichloropropane	ND	5.1	ug/Kg	1	10/07/20	JLI	SW8260C
2-Chlorotoluene	ND	5.1	ug/Kg	1	10/07/20	JLI	SW8260C
2-Hexanone	ND	26	ug/Kg	1	10/07/20	JLI	SW8260C
2-Isopropyltoluene	ND	5.1	ug/Kg	1	10/07/20	JLI	SW8260C
4-Chlorotoluene	ND	5.1	ug/Kg	1	10/07/20	JLI	SW8260C
4-Methyl-2-pentanone	ND	26	ug/Kg	1	10/07/20	JLI	SW8260C
Acetone	ND	260	ug/Kg	1	10/07/20	JLI	SW8260C
Acrylonitrile	ND	5.1	ug/Kg	1	10/07/20	JLI	SW8260C
Benzene	ND	5.1	ug/Kg	1	10/07/20	JLI	SW8260C
Bromobenzene	ND	5.1	ug/Kg	1	10/07/20	JLI	SW8260C
Bromochloromethane	ND	5.1	ug/Kg	1	10/07/20	JLI	SW8260C
Bromodichloromethane	ND	5.1	ug/Kg	1	10/07/20	JLI	SW8260C
Bromoform	ND	5.1	ug/Kg	1	10/07/20	JLI	SW8260C
Bromomethane	ND	5.1	ug/Kg	1	10/07/20	JLI	SW8260C
Carbon Disulfide	ND	5.1	ug/Kg	1	10/07/20	JLI	SW8260C
Carbon tetrachloride	ND	5.1	ug/Kg	1	10/07/20	JLI	SW8260C
Chlorobenzene	ND	5.1	ug/Kg	1	10/07/20	JLI	SW8260C
Chloroethane	ND	5.1	ug/Kg	1	10/07/20	JLI	SW8260C
Chloroform	ND	5.1	ug/Kg	1	10/07/20	JLI	SW8260C
Chloromethane	ND	5.1	ug/Kg	1	10/07/20	JLI	SW8260C
cis-1,2-Dichloroethene	ND	5.1	ug/Kg	1	10/07/20	JLI	SW8260C
cis-1,3-Dichloropropene	ND	5.1	ug/Kg	1	10/07/20	JLI	SW8260C
Dibromochloromethane	ND	3.1	ug/Kg	1	10/07/20	JLI	SW8260C
Dibromomethane	ND	5.1	ug/Kg	1	10/07/20	JLI	SW8260C
Dichlorodifluoromethane	ND	5.1	ug/Kg	1	10/07/20	JLI	SW8260C
Ethylbenzene	ND	5.1	ug/Kg	1	10/07/20	JLI	SW8260C
Hexachlorobutadiene	ND	5.1	ug/Kg	1	10/07/20	JLI	SW8260C
Isopropylbenzene	ND	5.1	ug/Kg	1	10/07/20	JLI	SW8260C
m&p-Xylene	ND	5.1	ug/Kg	1	10/07/20	JLI	SW8260C
Methyl Ethyl Ketone	ND	31	ug/Kg	1	10/07/20	JLI	SW8260C
Methyl t-butyl ether (MTBE)	ND	10	ug/Kg	1	10/07/20	JLI	SW8260C
Methylene chloride	ND	10	ug/Kg	1	10/07/20	JLI	SW8260C
Naphthalene	ND	5.1	ug/Kg	1	10/07/20	JLI	SW8260C

Project ID: EVERSOURCE BERLIN
Client ID: WAPPING GRAVEL-08

Phoenix I.D.: CG91497

Parameter	Result	RL/ PQL	Units	Dilution	Date/Time	By	
n-Butylbenzene	ND	5.1	ug/Kg	1	10/07/20	JLI	SW8260C
n-Propylbenzene	ND	5.1	ug/Kg	1	10/07/20	JLI	SW8260C
o-Xylene	ND	5.1	ug/Kg	1	10/07/20	JLI	SW8260C
p-Isopropyltoluene	ND	5.1	ug/Kg	1	10/07/20	JLI	SW8260C
sec-Butylbenzene	ND	5.1	ug/Kg	1	10/07/20	JLI	SW8260C
Styrene	ND	5.1	ug/Kg	1	10/07/20	JLI	SW8260C
tert-Butylbenzene	ND	5.1	ug/Kg	1	10/07/20	JLI	SW8260C
Tetrachloroethene	ND	5.1	ug/Kg	1	10/07/20	JLI	SW8260C
Tetrahydrofuran (THF)	ND	10	ug/Kg	1	10/07/20	JLI	SW8260C
Toluene	ND	5.1	ug/Kg	1	10/07/20	JLI	SW8260C
Total Xylenes	ND	5.1	ug/Kg	1	10/07/20	JLI	SW8260C
trans-1,2-Dichloroethene	ND	5.1	ug/Kg	1	10/07/20	JLI	SW8260C
trans-1,3-Dichloropropene	ND	5.1	ug/Kg	1	10/07/20	JLI	SW8260C
trans-1,4-dichloro-2-butene	ND	10	ug/Kg	1	10/07/20	JLI	SW8260C
Trichloroethene	ND	5.1	ug/Kg	1	10/07/20	JLI	SW8260C
Trichlorofluoromethane	ND	5.1	ug/Kg	1	10/07/20	JLI	SW8260C
Trichlorotrifluoroethane	ND	10	ug/Kg	1	10/07/20	JLI	SW8260C
Vinyl chloride	ND	5.1	ug/Kg	1	10/07/20	JLI	SW8260C
QA/QC Surrogates							
% 1,2-dichlorobenzene-d4	101		%	1	10/07/20	JLI	70 - 130 %
% Bromofluorobenzene	96		%	1	10/07/20	JLI	70 - 130 %
% Dibromofluoromethane	98		%	1	10/07/20	JLI	70 - 130 %
% Toluene-d8	97		%	1	10/07/20	JLI	70 - 130 %
Semivolatiles							
1,2,4,5-Tetrachlorobenzene	ND	230	ug/Kg	1	10/07/20	AW	SW8270D
1,2,4-Trichlorobenzene	ND	230	ug/Kg	1	10/07/20	AW	SW8270D
1,2-Dichlorobenzene	ND	230	ug/Kg	1	10/07/20	AW	SW8270D
1,2-Diphenylhydrazine	ND	330	ug/Kg	1	10/07/20	AW	SW8270D
1,3-Dichlorobenzene	ND	230	ug/Kg	1	10/07/20	AW	SW8270D
1,4-Dichlorobenzene	ND	230	ug/Kg	1	10/07/20	AW	SW8270D
2,4,5-Trichlorophenol	ND	230	ug/Kg	1	10/07/20	AW	SW8270D
2,4,6-Trichlorophenol	ND	230	ug/Kg	1	10/07/20	AW	SW8270D
2,4-Dichlorophenol	ND	230	ug/Kg	1	10/07/20	AW	SW8270D
2,4-Dimethylphenol	ND	230	ug/Kg	1	10/07/20	AW	SW8270D
2,4-Dinitrophenol	ND	330	ug/Kg	1	10/07/20	AW	SW8270D
2,4-Dinitrotoluene	ND	230	ug/Kg	1	10/07/20	AW	SW8270D
2,6-Dinitrotoluene	ND	230	ug/Kg	1	10/07/20	AW	SW8270D
2-Chloronaphthalene	ND	230	ug/Kg	1	10/07/20	AW	SW8270D
2-Chlorophenol	ND	230	ug/Kg	1	10/07/20	AW	SW8270D
2-Methylnaphthalene	ND	230	ug/Kg	1	10/07/20	AW	SW8270D
2-Methylphenol (o-cresol)	ND	230	ug/Kg	1	10/07/20	AW	SW8270D
2-Nitroaniline	ND	330	ug/Kg	1	10/07/20	AW	SW8270D
2-Nitrophenol	ND	230	ug/Kg	1	10/07/20	AW	SW8270D
3&4-Methylphenol (m&p-cresol)	ND	330	ug/Kg	1	10/07/20	AW	SW8270D
3,3'-Dichlorobenzidine	ND	230	ug/Kg	1	10/07/20	AW	SW8270D
3-Nitroaniline	ND	330	ug/Kg	1	10/07/20	AW	SW8270D
4,6-Dinitro-2-methylphenol	ND	330	ug/Kg	1	10/07/20	AW	SW8270D
4-Bromophenyl phenyl ether	ND	330	ug/Kg	1	10/07/20	AW	SW8270D
4-Chloro-3-methylphenol	ND	230	ug/Kg	1	10/07/20	AW	SW8270D

Ver 1

Project ID: EVERSOURCE BERLIN
Client ID: WAPPING GRAVEL-08

Phoenix I.D.: CG91497

Parameter	Result	RL/ PQL	Units	Dilution	Date/Time	By	
4-Chloroaniline	ND	230	ug/Kg	1	10/07/20	AW	SW8270D
4-Chlorophenyl phenyl ether	ND	230	ug/Kg	1	10/07/20	AW	SW8270D
4-Nitroaniline	ND	530	ug/Kg	1	10/07/20	AW	SW8270D
4-Nitrophenol	ND	230	ug/Kg	1	10/07/20	AW	SW8270D
Acenaphthene	ND	230	ug/Kg	1	10/07/20	AW	SW8270D
Acenaphthylene	ND	230	ug/Kg	1	10/07/20	AW	SW8270D
Acetophenone	ND	230	ug/Kg	1	10/07/20	AW	SW8270D
Aniline	ND	330	ug/Kg	1	10/07/20	AW	SW8270D
Anthracene	ND	230	ug/Kg	1	10/07/20	AW	SW8270D
Benz(a)anthracene	ND	230	ug/Kg	1	10/07/20	AW	SW8270D
Benzidine	ND	230	ug/Kg	1	10/07/20	AW	SW8270D
Benzo(a)pyrene	ND	230	ug/Kg	1	10/07/20	AW	SW8270D
Benzo(b)fluoranthene	ND	230	ug/Kg	1	10/07/20	AW	SW8270D
Benzo(ghi)perylene	ND	230	ug/Kg	1	10/07/20	AW	SW8270D
Benzo(k)fluoranthene	ND	230	ug/Kg	1	10/07/20	AW	SW8270D
Benzoic acid	ND	660	ug/Kg	1	10/07/20	AW	SW8270D
Benzyl butyl phthalate	ND	230	ug/Kg	1	10/07/20	AW	SW8270D
Bis(2-chloroethoxy)methane	ND	230	ug/Kg	1	10/07/20	AW	SW8270D
Bis(2-chloroethyl)ether	ND	330	ug/Kg	1	10/07/20	AW	SW8270D
Bis(2-chloroisopropyl)ether	ND	230	ug/Kg	1	10/07/20	AW	SW8270D
Bis(2-ethylhexyl)phthalate	ND	230	ug/Kg	1	10/07/20	AW	SW8270D
Carbazole	ND	330	ug/Kg	1	10/07/20	AW	SW8270D
Chrysene	ND	230	ug/Kg	1	10/07/20	AW	SW8270D
Dibenz(a,h)anthracene	ND	230	ug/Kg	1	10/07/20	AW	SW8270D
Dibenzofuran	ND	230	ug/Kg	1	10/07/20	AW	SW8270D
Diethyl phthalate	ND	230	ug/Kg	1	10/07/20	AW	SW8270D
Dimethylphthalate	ND	230	ug/Kg	1	10/07/20	AW	SW8270D
Di-n-butylphthalate	ND	330	ug/Kg	1	10/07/20	AW	SW8270D
Di-n-octylphthalate	ND	230	ug/Kg	1	10/07/20	AW	SW8270D
Fluoranthene	ND	230	ug/Kg	1	10/07/20	AW	SW8270D
Fluorene	ND	230	ug/Kg	1	10/07/20	AW	SW8270D
Hexachlorobenzene	ND	230	ug/Kg	1	10/07/20	AW	SW8270D
Hexachlorobutadiene	ND	230	ug/Kg	1	10/07/20	AW	SW8270D
Hexachlorocyclopentadiene	ND	230	ug/Kg	1	10/07/20	AW	SW8270D
Hexachloroethane	ND	230	ug/Kg	1	10/07/20	AW	SW8270D
Indeno(1,2,3-cd)pyrene	ND	230	ug/Kg	1	10/07/20	AW	SW8270D
Isophorone	ND	230	ug/Kg	1	10/07/20	AW	SW8270D
Naphthalene	ND	230	ug/Kg	1	10/07/20	AW	SW8270D
Nitrobenzene	ND	230	ug/Kg	1	10/07/20	AW	SW8270D
N-Nitrosodimethylamine	ND	330	ug/Kg	1	10/07/20	AW	SW8270D
N-Nitrosodi-n-propylamine	ND	230	ug/Kg	1	10/07/20	AW	SW8270D
N-Nitrosodiphenylamine	ND	330	ug/Kg	1	10/07/20	AW	SW8270D
Pentachloronitrobenzene	ND	330	ug/Kg	1	10/07/20	AW	SW8270D
Pentachlorophenol	ND	330	ug/Kg	1	10/07/20	AW	SW8270D
Phenanthrene	ND	230	ug/Kg	1	10/07/20	AW	SW8270D
Phenol	ND	230	ug/Kg	1	10/07/20	AW	SW8270D
Pyrene	ND	230	ug/Kg	1	10/07/20	AW	SW8270D
Pyridine	ND	330	ug/Kg	1	10/07/20	AW	SW8270D
QA/QC Surrogates							

Project ID: EVERSOURCE BERLIN
Client ID: WAPPING GRAVEL-08

Phoenix I.D.: CG91497

Parameter	Result	RL/ PQL	Units	Dilution	Date/Time	By	
% 2,4,6-Tribromophenol	66		%	1	10/07/20	AW	30 - 130 %
% 2-Fluorobiphenyl	67		%	1	10/07/20	AW	30 - 130 %
% 2-Fluorophenol	61		%	1	10/07/20	AW	30 - 130 %
% Nitrobenzene-d5	64		%	1	10/07/20	AW	30 - 130 %
% Phenol-d5	66		%	1	10/07/20	AW	30 - 130 %
% Terphenyl-d14	79		%	1	10/07/20	AW	30 - 130 %
Field Extraction	Completed				10/06/20		SW5035A

RL/PQL=Reporting/Practical Quantitation Level ND=Not Detected BRL=Below Reporting Level
QA/QC Surrogates: Surrogates are compounds (preceeded with a %) added by the lab to determine analysis efficiency. Surrogate results(%) listed in the report are not "detected" compounds.

Comments:

Per 1.4.6 of EPA method 8270D, 1,2-Diphenylhydrazine is unstable and readily converts to Azobenzene. Azobenzene is used for the calibration of 1,2-Diphenylhydrazine.

All soils, solids and sludges are reported on a dry weight basis unless otherwise noted in the sample comments.

If you are the client above and have any questions concerning this testing, please do not hesitate to contact Phoenix Client Services at ext.200.
The contents of this report cannot be discussed with anyone other than the client listed above without their written consent.

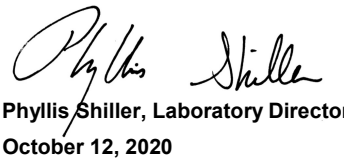

Phyllis Shiller, Laboratory Director
October 12, 2020
Reviewed and Released by: Rashmi Makol, Project Manager

Environmental Laboratories, Inc.
587 East Middle Turnpike, P.O.Box 370, Manchester, CT 06045
Tel. (860) 645-1102 Fax (860) 645-0823

Analysis Report

October 12, 2020

FOR: Attn: Paul Saccente
Strategic Environmental Services, Inc.
362 Putnam Hill Rd.
Sutton, MA 01590

Sample Information		Custody Information		Date	Time
Matrix:	SOIL	Collected by:		10/06/20	
Location Code:	STRATEGIC	Received by:	B	10/06/20	15:40
Rush Request:	24 Hour	Analyzed by:	see "By" below		
P.O.#:	19-0373				

Laboratory Data

SDG ID: GCG91492
Phoenix ID: CG91498

Project ID: EVERSOURCE BERLIN
Client ID: WAPPING TOPSOIL

Parameter	Result	RL/ PQL	Units	Dilution	Date/Time	By	Reference
Percent Solid	92		%		10/06/20	CAJ	SW846-%Solid
Soil Extraction for Pesticide	Completed				10/07/20	L/M	SW3545A
Pesticides							
4,4' -DDD	ND	7.2	ug/Kg	2	10/08/20	CG	SW8081B
4,4' -DDE	ND	7.2	ug/Kg	2	10/08/20	CG	SW8081B
4,4' -DDT	ND	7.2	ug/Kg	2	10/08/20	CG	SW8081B
a-BHC	ND	7.2	ug/Kg	2	10/08/20	CG	SW8081B
Alachlor	ND	7.2	ug/Kg	2	10/08/20	CG	SW8081B
Aldrin	ND	3.6	ug/Kg	2	10/08/20	CG	SW8081B
b-BHC	ND	7.2	ug/Kg	2	10/08/20	CG	SW8081B
Chlordane	ND	36	ug/Kg	2	10/08/20	CG	SW8081B
d-BHC	ND	7.2	ug/Kg	2	10/08/20	CG	SW8081B
Dieldrin	ND	3.6	ug/Kg	2	10/08/20	CG	SW8081B
Endosulfan I	ND	7.2	ug/Kg	2	10/08/20	CG	SW8081B
Endosulfan II	ND	7.2	ug/Kg	2	10/08/20	CG	SW8081B
Endosulfan sulfate	ND	7.2	ug/Kg	2	10/08/20	CG	SW8081B
Endrin	ND	7.2	ug/Kg	2	10/08/20	CG	SW8081B
Endrin aldehyde	ND	7.2	ug/Kg	2	10/08/20	CG	SW8081B
Endrin ketone	ND	7.2	ug/Kg	2	10/08/20	CG	SW8081B
g-BHC	ND	1.4	ug/Kg	2	10/08/20	CG	SW8081B
Heptachlor	ND	7.2	ug/Kg	2	10/08/20	CG	SW8081B
Heptachlor epoxide	ND	7.2	ug/Kg	2	10/08/20	CG	SW8081B
Methoxychlor	ND	36	ug/Kg	2	10/08/20	CG	SW8081B
Toxaphene	ND	140	ug/Kg	2	10/08/20	CG	SW8081B
QA/QC Surrogates							
% DCBP	59		%	2	10/08/20	CG	30 - 150 %
% DCBP (Confirmation)	58		%	2	10/08/20	CG	30 - 150 %

Ver 1

Project ID: EVERSOURCE BERLIN
Client ID: WAPPING TOPSOIL

Phoenix I.D.: CG91498

Parameter	Result	RL/ PQL	Units	Dilution	Date/Time	By	
% TCMX	48		%	2	10/08/20	CG	30 - 150 %
% TCMX (Confirmation)	49		%	2	10/08/20	CG	30 - 150 %

RL/PQL=Reporting/Practical Quantitation Level ND=Not Detected BRL=Below Reporting Level
QA/QC Surrogates: Surrogates are compounds (preceeded with a %) added by the lab to determine analysis efficiency. Surrogate results(%) listed in the report are not "detected" compounds.

Comments:

All soils, solids and sludges are reported on a dry weight basis unless otherwise noted in the sample comments.

If you are the client above and have any questions concerning this testing, please do not hesitate to contact Phoenix Client Services at ext.200.
The contents of this report cannot be discussed with anyone other than the client listed above without their written consent.

Phyllis Shiller, Laboratory Director
October 12, 2020
Reviewed and Released by: Rashmi Makol, Project Manager

Environmental Laboratories, Inc.
587 East Middle Turnpike, P.O.Box 370, Manchester, CT 06045
Tel. (860) 645-1102 Fax (860) 645-0823

Analysis Report

October 12, 2020

FOR: Attn: Paul Saccente
Strategic Environmental Services, Inc.
362 Putnam Hill Rd.
Sutton, MA 01590

Sample Information		Custody Information		Date	Time
Matrix:	SOIL	Collected by:		10/06/20	
Location Code:	STRATEGIC	Received by:	B	10/06/20	15:40
Rush Request:	24 Hour	Analyzed by:	see "By" below		
P.O.#:	19-0373				

Laboratory Data

SDG ID: GCG91492
Phoenix ID: CG91499

Project ID: EVERSOURCE BERLIN
Client ID: TB HL

Parameter	Result	RL/ PQL	Units	Dilution	Date/Time	By	Reference
Volatiles							
1,1,1,2-Tetrachloroethane	ND	250	ug/Kg	50	10/07/20	JLI	SW8260C
1,1,1-Trichloroethane	ND	250	ug/Kg	50	10/07/20	JLI	SW8260C
1,1,2,2-Tetrachloroethane	ND	250	ug/Kg	50	10/07/20	JLI	SW8260C
1,1,2-Trichloroethane	ND	250	ug/Kg	50	10/07/20	JLI	SW8260C
1,1-Dichloroethane	ND	250	ug/Kg	50	10/07/20	JLI	SW8260C
1,1-Dichloroethene	ND	250	ug/Kg	50	10/07/20	JLI	SW8260C
1,1-Dichloropropene	ND	250	ug/Kg	50	10/07/20	JLI	SW8260C
1,2,3-Trichlorobenzene	ND	250	ug/Kg	50	10/07/20	JLI	SW8260C
1,2,3-Trichloropropane	ND	250	ug/Kg	50	10/07/20	JLI	SW8260C
1,2,4-Trichlorobenzene	ND	250	ug/Kg	50	10/07/20	JLI	SW8260C
1,2,4-Trimethylbenzene	ND	250	ug/Kg	50	10/07/20	JLI	SW8260C
1,2-Dibromo-3-chloropropane	ND	250	ug/Kg	50	10/07/20	JLI	SW8260C
1,2-Dibromoethane	ND	250	ug/Kg	50	10/07/20	JLI	SW8260C
1,2-Dichlorobenzene	ND	250	ug/Kg	50	10/07/20	JLI	SW8260C
1,2-Dichloroethane	ND	250	ug/Kg	50	10/07/20	JLI	SW8260C
1,2-Dichloropropane	ND	250	ug/Kg	50	10/07/20	JLI	SW8260C
1,3,5-Trimethylbenzene	ND	250	ug/Kg	50	10/07/20	JLI	SW8260C
1,3-Dichlorobenzene	ND	250	ug/Kg	50	10/07/20	JLI	SW8260C
1,3-Dichloropropane	ND	250	ug/Kg	50	10/07/20	JLI	SW8260C
1,4-Dichlorobenzene	ND	250	ug/Kg	50	10/07/20	JLI	SW8260C
2,2-Dichloropropane	ND	250	ug/Kg	50	10/07/20	JLI	SW8260C
2-Chlorotoluene	ND	250	ug/Kg	50	10/07/20	JLI	SW8260C
2-Hexanone	ND	1300	ug/Kg	50	10/07/20	JLI	SW8260C
2-Isopropyltoluene	ND	250	ug/Kg	50	10/07/20	JLI	SW8260C
4-Chlorotoluene	ND	250	ug/Kg	50	10/07/20	JLI	SW8260C
4-Methyl-2-pentanone	ND	1300	ug/Kg	50	10/07/20	JLI	SW8260C

Ver 1

Project ID: EVERSOURCE BERLIN
Client ID: TB HL

Phoenix I.D.: CG91499

Parameter	Result	RL/ PQL	Units	Dilution	Date/Time	By	
Acetone	ND	5000	ug/Kg	50	10/07/20	JLI	SW8260C
Acrylonitrile	ND	500	ug/Kg	50	10/07/20	JLI	SW8260C
Benzene	ND	250	ug/Kg	50	10/07/20	JLI	SW8260C
Bromobenzene	ND	250	ug/Kg	50	10/07/20	JLI	SW8260C
Bromochloromethane	ND	250	ug/Kg	50	10/07/20	JLI	SW8260C
Bromodichloromethane	ND	250	ug/Kg	50	10/07/20	JLI	SW8260C
Bromoform	ND	250	ug/Kg	50	10/07/20	JLI	SW8260C
Bromomethane	ND	250	ug/Kg	50	10/07/20	JLI	SW8260C
Carbon Disulfide	ND	250	ug/Kg	50	10/07/20	JLI	SW8260C
Carbon tetrachloride	ND	250	ug/Kg	50	10/07/20	JLI	SW8260C
Chlorobenzene	ND	250	ug/Kg	50	10/07/20	JLI	SW8260C
Chloroethane	ND	250	ug/Kg	50	10/07/20	JLI	SW8260C
Chloroform	ND	250	ug/Kg	50	10/07/20	JLI	SW8260C
Chloromethane	ND	250	ug/Kg	50	10/07/20	JLI	SW8260C
cis-1,2-Dichloroethene	ND	250	ug/Kg	50	10/07/20	JLI	SW8260C
cis-1,3-Dichloropropene	ND	250	ug/Kg	50	10/07/20	JLI	SW8260C
Dibromochloromethane	ND	250	ug/Kg	50	10/07/20	JLI	SW8260C
Dibromomethane	ND	250	ug/Kg	50	10/07/20	JLI	SW8260C
Dichlorodifluoromethane	ND	250	ug/Kg	50	10/07/20	JLI	SW8260C
Ethylbenzene	ND	250	ug/Kg	50	10/07/20	JLI	SW8260C
Hexachlorobutadiene	ND	250	ug/Kg	50	10/07/20	JLI	SW8260C
Isopropylbenzene	ND	250	ug/Kg	50	10/07/20	JLI	SW8260C
m&p-Xylene	ND	250	ug/Kg	50	10/07/20	JLI	SW8260C
Methyl Ethyl Ketone	ND	3000	ug/Kg	50	10/07/20	JLI	SW8260C
Methyl t-butyl ether (MTBE)	ND	250	ug/Kg	50	10/07/20	JLI	SW8260C
Methylene chloride	ND	500	ug/Kg	50	10/07/20	JLI	SW8260C
Naphthalene	ND	250	ug/Kg	50	10/07/20	JLI	SW8260C
n-Butylbenzene	ND	250	ug/Kg	50	10/07/20	JLI	SW8260C
n-Propylbenzene	ND	250	ug/Kg	50	10/07/20	JLI	SW8260C
o-Xylene	ND	250	ug/Kg	50	10/07/20	JLI	SW8260C
p-Isopropyltoluene	ND	250	ug/Kg	50	10/07/20	JLI	SW8260C
sec-Butylbenzene	ND	250	ug/Kg	50	10/07/20	JLI	SW8260C
Styrene	ND	250	ug/Kg	50	10/07/20	JLI	SW8260C
tert-Butylbenzene	ND	250	ug/Kg	50	10/07/20	JLI	SW8260C
Tetrachloroethene	ND	250	ug/Kg	50	10/07/20	JLI	SW8260C
Tetrahydrofuran (THF)	ND	500	ug/Kg	50	10/07/20	JLI	SW8260C
Toluene	ND	250	ug/Kg	50	10/07/20	JLI	SW8260C
Total Xylenes	ND	250	ug/Kg	50	10/07/20	JLI	SW8260C
trans-1,2-Dichloroethene	ND	250	ug/Kg	50	10/07/20	JLI	SW8260C
trans-1,3-Dichloropropene	ND	250	ug/Kg	50	10/07/20	JLI	SW8260C
trans-1,4-dichloro-2-butene	ND	500	ug/Kg	50	10/07/20	JLI	SW8260C
Trichloroethene	ND	250	ug/Kg	50	10/07/20	JLI	SW8260C
Trichlorofluoromethane	ND	250	ug/Kg	50	10/07/20	JLI	SW8260C
Trichlorotrifluoroethane	ND	250	ug/Kg	50	10/07/20	JLI	SW8260C
Vinyl chloride	ND	250	ug/Kg	50	10/07/20	JLI	SW8260C
QA/QC Surrogates							
% 1,2-dichlorobenzene-d4 (50x)	101		%	50	10/07/20	JLI	70 - 130 %
% Bromofluorobenzene (50x)	94		%	50	10/07/20	JLI	70 - 130 %
% Dibromofluoromethane (50x)	94		%	50	10/07/20	JLI	70 - 130 %

Project ID: EVERSOURCE BERLIN
Client ID: TB HL

Phoenix I.D.: CG91499

Parameter	Result	RL/ PQL	Units	Dilution	Date/Time	By	
% Toluene-d8 (50x)	99		%	50	10/07/20	JLI	70 - 130 %
Field Extraction	Completed				10/06/20		SW5035A

RL/PQL=Reporting/Practical Quantitation Level ND=Not Detected BRL=Below Reporting Level
QA/QC Surrogates: Surrogates are compounds (preceeded with a %) added by the lab to determine analysis efficiency. Surrogate results(%) listed in the report are not "detected" compounds.

Comments:

TRIP BLANK INCLUDED.

Results are reported on an ``as received`` basis, and are not corrected for dry weight.

All soils, solids and sludges are reported on a dry weight basis unless otherwise noted in the sample comments.

If you are the client above and have any questions concerning this testing, please do not hesitate to contact Phoenix Client Services at ext.200.
The contents of this report cannot be discussed with anyone other than the client listed above without their written consent.

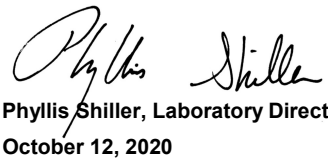

Phyllis Shiller, Laboratory Director
October 12, 2020
Reviewed and Released by: Rashmi Makol, Project Manager

Environmental Laboratories, Inc.
587 East Middle Turnpike, P.O.Box 370, Manchester, CT 06045
Tel. (860) 645-1102 Fax (860) 645-0823

Analysis Report

October 12, 2020

FOR: Attn: Paul Saccente
Strategic Environmental Services, Inc.
362 Putnam Hill Rd.
Sutton, MA 01590

Sample Information		Custody Information		Date	Time
Matrix:	SOIL	Collected by:		10/06/20	
Location Code:	STRATEGIC	Received by:	B	10/06/20	15:40
Rush Request:	24 Hour	Analyzed by:	see "By" below		
P.O.#:	19-0373				

Laboratory Data

SDG ID: GCG91492
Phoenix ID: CG91500

Project ID: EVERSOURCE BERLIN
Client ID: TB LL

Parameter	Result	RL/ PQL	Units	Dilution	Date/Time	By	Reference
Volatiles							
1,1,1,2-Tetrachloroethane	ND	5.0	ug/Kg	1	10/07/20	JLI	SW8260C
1,1,1-Trichloroethane	ND	5.0	ug/Kg	1	10/07/20	JLI	SW8260C
1,1,2,2-Tetrachloroethane	ND	3.0	ug/Kg	1	10/07/20	JLI	SW8260C
1,1,2-Trichloroethane	ND	5.0	ug/Kg	1	10/07/20	JLI	SW8260C
1,1-Dichloroethane	ND	5.0	ug/Kg	1	10/07/20	JLI	SW8260C
1,1-Dichloroethene	ND	5.0	ug/Kg	1	10/07/20	JLI	SW8260C
1,1-Dichloropropene	ND	5.0	ug/Kg	1	10/07/20	JLI	SW8260C
1,2,3-Trichlorobenzene	ND	5.0	ug/Kg	1	10/07/20	JLI	SW8260C
1,2,3-Trichloropropane	ND	5.0	ug/Kg	1	10/07/20	JLI	SW8260C
1,2,4-Trichlorobenzene	ND	5.0	ug/Kg	1	10/07/20	JLI	SW8260C
1,2,4-Trimethylbenzene	ND	5.0	ug/Kg	1	10/07/20	JLI	SW8260C
1,2-Dibromo-3-chloropropane	ND	5.0	ug/Kg	1	10/07/20	JLI	SW8260C
1,2-Dibromoethane	ND	5.0	ug/Kg	1	10/07/20	JLI	SW8260C
1,2-Dichlorobenzene	ND	5.0	ug/Kg	1	10/07/20	JLI	SW8260C
1,2-Dichloroethane	ND	5.0	ug/Kg	1	10/07/20	JLI	SW8260C
1,2-Dichloropropane	ND	5.0	ug/Kg	1	10/07/20	JLI	SW8260C
1,3,5-Trimethylbenzene	ND	5.0	ug/Kg	1	10/07/20	JLI	SW8260C
1,3-Dichlorobenzene	ND	5.0	ug/Kg	1	10/07/20	JLI	SW8260C
1,3-Dichloropropane	ND	5.0	ug/Kg	1	10/07/20	JLI	SW8260C
1,4-Dichlorobenzene	ND	5.0	ug/Kg	1	10/07/20	JLI	SW8260C
2,2-Dichloropropane	ND	5.0	ug/Kg	1	10/07/20	JLI	SW8260C
2-Chlorotoluene	ND	5.0	ug/Kg	1	10/07/20	JLI	SW8260C
2-Hexanone	ND	25	ug/Kg	1	10/07/20	JLI	SW8260C
2-Isopropyltoluene	ND	5.0	ug/Kg	1	10/07/20	JLI	SW8260C
4-Chlorotoluene	ND	5.0	ug/Kg	1	10/07/20	JLI	SW8260C
4-Methyl-2-pentanone	ND	25	ug/Kg	1	10/07/20	JLI	SW8260C

Ver 1

Project ID: EVERSOURCE BERLIN
Client ID: TB LL

Phoenix I.D.: CG91500

Parameter	Result	RL/ PQL	Units	Dilution	Date/Time	By	
Acetone	ND	250	ug/Kg	1	10/07/20	JLI	SW8260C
Acrylonitrile	ND	5.0	ug/Kg	1	10/07/20	JLI	SW8260C
Benzene	ND	5.0	ug/Kg	1	10/07/20	JLI	SW8260C
Bromobenzene	ND	5.0	ug/Kg	1	10/07/20	JLI	SW8260C
Bromochloromethane	ND	5.0	ug/Kg	1	10/07/20	JLI	SW8260C
Bromodichloromethane	ND	5.0	ug/Kg	1	10/07/20	JLI	SW8260C
Bromoform	ND	5.0	ug/Kg	1	10/07/20	JLI	SW8260C
Bromomethane	ND	5.0	ug/Kg	1	10/07/20	JLI	SW8260C
Carbon Disulfide	ND	5.0	ug/Kg	1	10/07/20	JLI	SW8260C
Carbon tetrachloride	ND	5.0	ug/Kg	1	10/07/20	JLI	SW8260C
Chlorobenzene	ND	5.0	ug/Kg	1	10/07/20	JLI	SW8260C
Chloroethane	ND	5.0	ug/Kg	1	10/07/20	JLI	SW8260C
Chloroform	ND	5.0	ug/Kg	1	10/07/20	JLI	SW8260C
Chloromethane	ND	5.0	ug/Kg	1	10/07/20	JLI	SW8260C
cis-1,2-Dichloroethene	ND	5.0	ug/Kg	1	10/07/20	JLI	SW8260C
cis-1,3-Dichloropropene	ND	5.0	ug/Kg	1	10/07/20	JLI	SW8260C
Dibromochloromethane	ND	3.0	ug/Kg	1	10/07/20	JLI	SW8260C
Dibromomethane	ND	5.0	ug/Kg	1	10/07/20	JLI	SW8260C
Dichlorodifluoromethane	ND	5.0	ug/Kg	1	10/07/20	JLI	SW8260C
Ethylbenzene	ND	5.0	ug/Kg	1	10/07/20	JLI	SW8260C
Hexachlorobutadiene	ND	5.0	ug/Kg	1	10/07/20	JLI	SW8260C
Isopropylbenzene	ND	5.0	ug/Kg	1	10/07/20	JLI	SW8260C
m&p-Xylene	ND	5.0	ug/Kg	1	10/07/20	JLI	SW8260C
Methyl Ethyl Ketone	ND	30	ug/Kg	1	10/07/20	JLI	SW8260C
Methyl t-butyl ether (MTBE)	ND	10	ug/Kg	1	10/07/20	JLI	SW8260C
Methylene chloride	ND	10	ug/Kg	1	10/07/20	JLI	SW8260C
Naphthalene	ND	5.0	ug/Kg	1	10/07/20	JLI	SW8260C
n-Butylbenzene	ND	5.0	ug/Kg	1	10/07/20	JLI	SW8260C
n-Propylbenzene	ND	5.0	ug/Kg	1	10/07/20	JLI	SW8260C
o-Xylene	ND	5.0	ug/Kg	1	10/07/20	JLI	SW8260C
p-Isopropyltoluene	ND	5.0	ug/Kg	1	10/07/20	JLI	SW8260C
sec-Butylbenzene	ND	5.0	ug/Kg	1	10/07/20	JLI	SW8260C
Styrene	ND	5.0	ug/Kg	1	10/07/20	JLI	SW8260C
tert-Butylbenzene	ND	5.0	ug/Kg	1	10/07/20	JLI	SW8260C
Tetrachloroethene	ND	5.0	ug/Kg	1	10/07/20	JLI	SW8260C
Tetrahydrofuran (THF)	ND	10	ug/Kg	1	10/07/20	JLI	SW8260C
Toluene	ND	5.0	ug/Kg	1	10/07/20	JLI	SW8260C
Total Xylenes	ND	5.0	ug/Kg	1	10/07/20	JLI	SW8260C
trans-1,2-Dichloroethene	ND	5.0	ug/Kg	1	10/07/20	JLI	SW8260C
trans-1,3-Dichloropropene	ND	5.0	ug/Kg	1	10/07/20	JLI	SW8260C
trans-1,4-dichloro-2-butene	ND	10	ug/Kg	1	10/07/20	JLI	SW8260C
Trichloroethene	ND	5.0	ug/Kg	1	10/07/20	JLI	SW8260C
Trichlorofluoromethane	ND	5.0	ug/Kg	1	10/07/20	JLI	SW8260C
Trichlorotrifluoroethane	ND	10	ug/Kg	1	10/07/20	JLI	SW8260C
Vinyl chloride	ND	5.0	ug/Kg	1	10/07/20	JLI	SW8260C
QA/QC Surrogates							
% 1,2-dichlorobenzene-d4	99		%	1	10/07/20	JLI	70 - 130 %
% Bromofluorobenzene	95		%	1	10/07/20	JLI	70 - 130 %
% Dibromofluoromethane	94		%	1	10/07/20	JLI	70 - 130 %

Ver 1

Project ID: EVERSOURCE BERLIN
Client ID: TB LL

Phoenix I.D.: CG91500

Parameter	Result	RL/ PQL	Units	Dilution	Date/Time	By	
% Toluene-d8	97		%	1	10/07/20	JLI	70 - 130 %
Field Extraction	Completed				10/06/20		SW5035A

RL/PQL=Reporting/Practical Quantitation Level ND=Not Detected BRL=Below Reporting Level
QA/QC Surrogates: Surrogates are compounds (preceeded with a %) added by the lab to determine analysis efficiency. Surrogate results(%) listed in the report are not "detected" compounds.

Comments:

TRIP BLANK INCLUDED.

Results are reported on an ``as received`` basis, and are not corrected for dry weight.

All soils, solids and sludges are reported on a dry weight basis unless otherwise noted in the sample comments.

If you are the client above and have any questions concerning this testing, please do not hesitate to contact Phoenix Client Services at ext.200.
The contents of this report cannot be discussed with anyone other than the client listed above without their written consent.

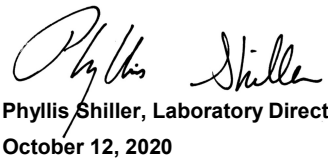

Phyllis Shiller, Laboratory Director
October 12, 2020
Reviewed and Released by: Rashmi Makol, Project Manager

Environmental Laboratories, Inc.
587 East Middle Turnpike, P.O.Box 370, Manchester, CT 06045
Tel. (860) 645-1102 Fax (860) 645-0823

QA/QC Report

October 12, 2020

QA/QC Data

SDG I.D.: GCG91492

Parameter	Blank	Blk RL	Sample Result	Dup Result	Dup RPD	LCS %	LCSD %	LCS RPD	MS %	MSD %	MS RPD	% Rec Limits	% RPD Limits	
QA/QC Batch 548417 (mg/kg), QC Sample No: CG91494 2X (CG91492, CG91493, CG91494, CG91495, CG91496, CG91497)														
Mercury - Soil	BRL	0.03	<0.03	<0.03	NC	121	120	0.8	91.2	84.2	8.0	70 - 130	30	
Comment:														
Additional Mercury criteria: LCS acceptance range for waters is 80-120% and for soils is 70-130%. MS acceptance range is 75-125%.														
QA/QC Batch 548337 (mg/kg), QC Sample No: CG91378 (CG91492, CG91493, CG91494, CG91495, CG91496, CG91497)														
ICP Metals - Soil														
Antimony	BRL	3.3	<3.7	78.3	NC	97.4	99.8	2.4	93.0			75 - 125	35	
Arsenic	BRL	0.67	8.10	8.99	10.4	100	104	3.9	93.5			75 - 125	35	
Barium	BRL	0.33	71.5	68.5	4.30	103	103	0.0	98.7			75 - 125	35	
Beryllium	BRL	0.27	0.46	0.54	NC	106	106	0.0	95.0			75 - 125	35	
Cadmium	BRL	0.33	0.58	0.87	NC	105	108	2.8	93.9			75 - 125	35	
Chromium	BRL	0.33	12.2	14.4	16.5	102	104	1.9	96.6			75 - 125	35	
Copper	BRL	0.67	81.6	120	38.1	99.5	104	4.4	98.1			75 - 125	35	r
Lead	BRL	0.33	247	1300	136	97.6	102	4.4	55.3			75 - 125	35	m,r
Nickel	BRL	0.33	10.7	14.3	28.8	109	109	0.0	96.2			75 - 125	35	
Selenium	BRL	1.3	<1.5	<1.5	NC	111	110	0.9	94.0			75 - 125	35	
Silver	BRL	0.33	<0.37	<0.38	NC	92.5	95.5	3.2	92.7			75 - 125	35	
Thallium	BRL	3.0	<3.3	<3.4	NC	105	110	4.7	92.8			75 - 125	35	
Vanadium	BRL	0.33	26.3	30.0	13.1	103	106	2.9	93.7			75 - 125	35	
Zinc	BRL	0.67	144	172	17.7	99.6	105	5.3	57.2			75 - 125	35	m
Comment:														
Additional Criteria: LCS acceptance range is 80-120% MS acceptance range 75-125%.														

m = This parameter is outside laboratory MS/MSD specified recovery limits.
r = This parameter is outside laboratory RPD specified recovery limits.

Environmental Laboratories, Inc.
587 East Middle Turnpike, P.O.Box 370, Manchester, CT 06045
Tel. (860) 645-1102 Fax (860) 645-0823

QA/QC Report

October 12, 2020

QA/QC Data

SDG I.D.: GCG91492

Parameter	Blank	Blk RL	LCS %	LCSD %	LCS RPD	MS %	MSD %	MS RPD	% Rec Limits	% RPD Limits	
QA/QC Batch 548322 (mg/Kg), QC Sample No: CG91492 (CG91492, CG91493, CG91494, CG91495, CG91496, CG91497)											
TPH by GC (Extractable Products) - Soil											
Ext. Petroleum H.C. (C9-C36)	ND	50	121	111	8.6	103	118	13.6	60 - 120	30	I
% n-Pentacosane	103	%	105	83	23.4	77	87	12.2	50 - 150	30	
Comment:											
Additional surrogate criteria: LCS acceptance range is 60-120% MS acceptance range 50-150%. The ETPH/DRO LCS has been normalized based on the alkane calibration.											
QA/QC Batch 548339 (ug/Kg), QC Sample No: CG90685 10X (CG91492, CG91493, CG91494, CG91495, CG91496, CG91497)											
Polychlorinated Biphenyls - Soil											
PCB-1016	ND	170	97	94	3.1	53	47	12.0	40 - 140	30	
PCB-1221	ND	170							40 - 140	30	
PCB-1232	ND	170							40 - 140	30	
PCB-1242	ND	170							40 - 140	30	
PCB-1248	ND	170							40 - 140	30	
PCB-1254	ND	170							40 - 140	30	
PCB-1260	ND	170	101	101	0.0	69	53	26.2	40 - 140	30	
PCB-1262	ND	170							40 - 140	30	
PCB-1268	ND	170							40 - 140	30	
% DCBP (Surrogate Rec)	99	%	104	112	7.4	84	60	33.3	30 - 150	30	r
% DCBP (Surrogate Rec) (Confirm	106	%	108	99	8.7	80	57	33.6	30 - 150	30	r
% TCMX (Surrogate Rec)	95	%	102	98	4.0	44	46	4.4	30 - 150	30	
% TCMX (Surrogate Rec) (Confirm	98	%	105	99	5.9	43	45	4.5	30 - 150	30	
QA/QC Batch 548496 (ug/Kg), QC Sample No: CG91495 2X (CG91492, CG91493, CG91494, CG91495, CG91496, CG91497, CG91498)											
Pesticides - Soil											
4,4' -DDD	ND	1.7	78	84	7.4	79	75	5.2	40 - 140	30	
4,4' -DDE	ND	1.7	72	75	4.1	73	68	7.1	40 - 140	30	
4,4' -DDT	ND	1.7	65	70	7.4	72	62	14.9	40 - 140	30	
a-BHC	ND	1.0	63	69	9.1	64	60	6.5	40 - 140	30	
Alachlor	ND	3.3	NA	NA	NC	NA	NA	NC	40 - 140	30	
Aldrin	ND	1.0	67	70	4.4	67	61	9.4	40 - 140	30	
b-BHC	ND	1.0	95	106	10.9	115	98	16.0	40 - 140	30	
Chlordane	ND	33	72	78	8.0	79	68	15.0	40 - 140	30	
d-BHC	ND	3.3	73	79	7.9	75	70	6.9	40 - 140	30	
Dieldrin	ND	1.0	69	76	9.7	72	65	10.2	40 - 140	30	
Endosulfan I	ND	3.3	72	81	11.8	77	70	9.5	40 - 140	30	
Endosulfan II	ND	3.3	74	82	10.3	84	77	8.7	40 - 140	30	
Endosulfan sulfate	ND	3.3	91	103	12.4	103	92	11.3	40 - 140	30	
Endrin	ND	3.3	64	69	7.5	65	61	6.3	40 - 140	30	
Endrin aldehyde	ND	3.3	78	85	8.6	93	77	18.8	40 - 140	30	
Endrin ketone	ND	3.3	86	95	9.9	93	84	10.2	40 - 140	30	
g-BHC	ND	1.0	68	75	9.8	73	66	10.1	40 - 140	30	

QA/QC Data

SDG I.D.: GCG91492

Parameter	Blank	Blk RL	LCS %	LCSD %	LCS RPD	MS %	MSD %	MS RPD	% Rec Limits	% RPD Limits	
Heptachlor	ND	3.3	66	72	8.7	66	62	6.3	40 - 140	30	
Heptachlor epoxide	ND	3.3	71	77	8.1	71	68	4.3	40 - 140	30	
Methoxychlor	ND	3.3	70	74	5.6	81	68	17.4	40 - 140	30	
Toxaphene	ND	130	NA	NA	NC	NA	NA	NC	40 - 140	30	
% DCBP	100	%	92	102	10.3	86	81	6.0	30 - 150	30	
% DCBP (Confirmation)	91	%	81	86	6.0	81	75	7.7	30 - 150	30	
% TCMX	74	%	65	75	14.3	65	65	0.0	30 - 150	30	
% TCMX (Confirmation)	71	%	64	72	11.8	63	63	0.0	30 - 150	30	
QA/QC Batch 548358 (ug/kg), QC Sample No: CG91287 (CG91492, CG91493, CG91494, CG91496, CG91497)											
Semivolatiles - Soil											
1,2,4,5-Tetrachlorobenzene	ND	230	80	76	5.1	72	70	2.8	40 - 140	30	
1,2,4-Trichlorobenzene	ND	230	82	74	10.3	70	68	2.9	40 - 140	30	
1,2-Dichlorobenzene	ND	180	77	73	5.3	67	65	3.0	40 - 140	30	
1,2-Diphenylhydrazine	ND	230	79	78	1.3	76	71	6.8	40 - 140	30	
1,3-Dichlorobenzene	ND	230	75	72	4.1	64	61	4.8	40 - 140	30	
1,4-Dichlorobenzene	ND	230	74	71	4.1	65	61	6.3	40 - 140	30	
2,4,5-Trichlorophenol	ND	230	97	91	6.4	83	78	6.2	40 - 140	30	
2,4,6-Trichlorophenol	ND	130	96	90	6.5	80	77	3.8	30 - 130	30	
2,4-Dichlorophenol	ND	130	94	87	7.7	74	73	1.4	30 - 130	30	
2,4-Dimethylphenol	ND	230	84	79	6.1	89	85	4.6	30 - 130	30	
2,4-Dinitrophenol	ND	230	34	50	38.1	62	65	4.7	30 - 130	30	r
2,4-Dinitrotoluene	ND	130	99	99	0.0	90	83	8.1	30 - 130	30	
2,6-Dinitrotoluene	ND	130	95	94	1.1	90	85	5.7	40 - 140	30	
2-Chloronaphthalene	ND	230	87	81	7.1	80	77	3.8	40 - 140	30	
2-Chlorophenol	ND	230	89	82	8.2	70	68	2.9	30 - 130	30	
2-Methylnaphthalene	ND	230	83	76	8.8	75	74	1.3	40 - 140	30	
2-Methylphenol (o-cresol)	ND	230	92	84	9.1	86	87	1.2	40 - 140	30	
2-Nitroaniline	ND	330	136	135	0.7	127	120	5.7	40 - 140	30	
2-Nitrophenol	ND	230	90	80	11.8	66	63	4.7	40 - 140	30	
3&4-Methylphenol (m&p-cresol)	ND	230	95	89	6.5	89	88	1.1	30 - 130	30	
3,3'-Dichlorobenzidine	ND	130	101	102	1.0	102	89	13.6	40 - 140	30	
3-Nitroaniline	ND	330	104	103	1.0	97	90	7.5	40 - 140	30	
4,6-Dinitro-2-methylphenol	ND	230	50	68	30.5	71	70	1.4	30 - 130	30	
4-Bromophenyl phenyl ether	ND	230	89	84	5.8	86	81	6.0	40 - 140	30	
4-Chloro-3-methylphenol	ND	230	92	87	5.6	85	80	6.1	30 - 130	30	
4-Chloroaniline	ND	230	83	79	4.9	75	73	2.7	40 - 140	30	
4-Chlorophenyl phenyl ether	ND	230	84	82	2.4	80	74	7.8	40 - 140	30	
4-Nitroaniline	ND	230	90	90	0.0	85	82	3.6	40 - 140	30	
4-Nitrophenol	ND	230	97	100	3.0	80	72	10.5	30 - 130	30	
Acenaphthene	ND	230	85	82	3.6	80	75	6.5	30 - 130	30	
Acenaphthylene	ND	130	76	73	4.0	70	68	2.9	40 - 140	30	
Acetophenone	ND	230	85	78	8.6	77	76	1.3	40 - 140	30	
Aniline	ND	330	82	79	3.7	70	73	4.2	40 - 140	30	
Anthracene	ND	230	85	83	2.4	80	75	6.5	40 - 140	30	
Benz(a)anthracene	ND	230	89	87	2.3	85	79	7.3	40 - 140	30	
Benzidine	ND	330	77	78	1.3	75	69	8.3	40 - 140	30	
Benzo(a)pyrene	ND	130	95	94	1.1	89	83	7.0	40 - 140	30	
Benzo(b)fluoranthene	ND	160	106	105	0.9	96	92	4.3	40 - 140	30	
Benzo(ghi)perylene	ND	230	85	87	2.3	83	76	8.8	40 - 140	30	
Benzo(k)fluoranthene	ND	230	68	67	1.5	66	59	11.2	40 - 140	30	
Benzoic Acid	ND	670	43	59	31.4	38	36	5.4	30 - 130	30	r
Benzyl butyl phthalate	ND	230	101	97	4.0	92	85	7.9	40 - 140	30	

QA/QC Data

SDG I.D.: GCG91492

Parameter	Blank	Blk RL	LCS %	LCSD %	LCS RPD	MS %	MSD %	MS RPD	% Rec Limits	% RPD Limits	
Bis(2-chloroethoxy)methane	ND	230	82	75	8.9	75	73	2.7	40 - 140	30	
Bis(2-chloroethyl)ether	ND	130	79	66	17.9	72	69	4.3	40 - 140	30	
Bis(2-chloroisopropyl)ether	ND	230	69	64	7.5	60	59	1.7	40 - 140	30	
Bis(2-ethylhexyl)phthalate	ND	230	100	95	5.1	101	93	8.2	40 - 140	30	
Carbazole	ND	230	87	87	0.0	83	76	8.8	40 - 140	30	
Chrysene	ND	230	85	84	1.2	82	77	6.3	40 - 140	30	
Dibenz(a,h)anthracene	ND	130	89	89	0.0	86	78	9.8	40 - 140	30	
Dibenzofuran	ND	230	85	82	3.6	80	75	6.5	40 - 140	30	
Diethyl phthalate	ND	230	90	89	1.1	82	76	7.6	40 - 140	30	
Dimethylphthalate	ND	230	91	88	3.4	81	73	10.4	40 - 140	30	
Di-n-butylphthalate	ND	670	94	92	2.2	85	79	7.3	40 - 140	30	
Di-n-octylphthalate	ND	230	106	101	4.8	103	94	9.1	40 - 140	30	
Fluoranthene	ND	230	84	85	1.2	75	69	8.3	40 - 140	30	
Fluorene	ND	230	83	83	0.0	79	74	6.5	40 - 140	30	
Hexachlorobenzene	ND	130	88	85	3.5	87	81	7.1	40 - 140	30	
Hexachlorobutadiene	ND	230	82	76	7.6	69	70	1.4	40 - 140	30	
Hexachlorocyclopentadiene	ND	230	74	69	7.0	<10	<10	NC	40 - 140	30	m
Hexachloroethane	ND	130	72	69	4.3	59	60	1.7	40 - 140	30	
Indeno(1,2,3-cd)pyrene	ND	230	87	88	1.1	84	76	10.0	40 - 140	30	
Isophorone	ND	130	79	73	7.9	73	71	2.8	40 - 140	30	
Naphthalene	ND	230	78	72	8.0	69	69	0.0	40 - 140	30	
Nitrobenzene	ND	130	88	81	8.3	81	82	1.2	40 - 140	30	
N-Nitrosodimethylamine	ND	230	61	60	1.7	53	49	7.8	40 - 140	30	
N-Nitrosodi-n-propylamine	ND	130	86	79	8.5	78	77	1.3	40 - 140	30	
N-Nitrosodiphenylamine	ND	130	85	85	0.0	81	76	6.4	40 - 140	30	
Pentachloronitrobenzene	ND	230	90	89	1.1	84	80	4.9	40 - 140	30	
Pentachlorophenol	ND	230	99	95	4.1	90	83	8.1	30 - 130	30	
Phenanthrene	ND	130	83	81	2.4	78	75	3.9	40 - 140	30	
Phenol	ND	230	88	82	7.1	75	73	2.7	30 - 130	30	
Pyrene	ND	230	85	85	0.0	75	70	6.9	30 - 130	30	
Pyridine	ND	230	47	47	0.0	42	35	18.2	40 - 140	30	m
% 2,4,6-Tribromophenol	82	%	85	78	8.6	77	72	6.7	30 - 130	30	
% 2-Fluorobiphenyl	75	%	78	74	5.3	72	70	2.8	30 - 130	30	
% 2-Fluorophenol	76	%	79	74	6.5	57	53	7.3	30 - 130	30	
% Nitrobenzene-d5	73	%	81	73	10.4	72	72	0.0	30 - 130	30	
% Phenol-d5	78	%	82	75	8.9	73	72	1.4	30 - 130	30	
% Terphenyl-d14	88	%	89	90	1.1	77	71	8.1	30 - 130	30	

Comment:

Additional 8270 criteria: 20% of compounds can be outside of acceptance criteria as long as recovery is at least 10%. (Acid surrogates acceptance range for aqueous samples: 15-110%, for soils 30-130%)

QA/QC Batch 548489 (ug/kg), QC Sample No: CG91845 (CG91495)

Semivolatiles - Soil

1,2,4,5-Tetrachlorobenzene	ND	230	74	74	0.0	74			40 - 140	30	
1,2,4-Trichlorobenzene	ND	230	69	66	4.4	69			40 - 140	30	
1,2-Dichlorobenzene	ND	180	65	60	8.0	60			40 - 140	30	
1,2-Diphenylhydrazine	ND	230	91	88	3.4	88			40 - 140	30	
1,3-Dichlorobenzene	ND	230	62	58	6.7	56			40 - 140	30	
1,4-Dichlorobenzene	ND	230	65	60	8.0	59			40 - 140	30	
2,4,5-Trichlorophenol	ND	230	78	77	1.3	78			40 - 140	30	
2,4,6-Trichlorophenol	ND	130	81	77	5.1	81			30 - 130	30	
2,4-Dichlorophenol	ND	130	75	74	1.3	74			30 - 130	30	
2,4-Dimethylphenol	ND	230	76	74	2.7	83			30 - 130	30	

QA/QC Data

SDG I.D.: GCG91492

Parameter	Blank	Blk RL	LCS %	LCSD %	LCS RPD	MS %	MSD %	MS RPD	% Rec Limits	% RPD Limits	
2,4-Dinitrophenol	ND	230	29	25	14.8	58			30 - 130	30	l
2,4-Dinitrotoluene	ND	130	85	86	1.2	82			30 - 130	30	
2,6-Dinitrotoluene	ND	130	83	82	1.2	80			40 - 140	30	
2-Chloronaphthalene	ND	230	75	73	2.7	73			40 - 140	30	
2-Chlorophenol	ND	230	72	67	7.2	66			30 - 130	30	
2-Methylnaphthalene	ND	230	68	66	3.0	67			40 - 140	30	
2-Methylphenol (o-cresol)	ND	230	79	72	9.3	72			40 - 140	30	
2-Nitroaniline	ND	330	147	148	0.7	142			40 - 140	30	l,m
2-Nitrophenol	ND	230	108	104	3.8	104			40 - 140	30	
3&4-Methylphenol (m&p-cresol)	ND	230	78	72	8.0	72			30 - 130	30	
3,3'-Dichlorobenzidine	ND	130	78	78	0.0	82			40 - 140	30	
3-Nitroaniline	ND	330	82	79	3.7	77			40 - 140	30	
4,6-Dinitro-2-methylphenol	ND	230	51	46	10.3	76			30 - 130	30	
4-Bromophenyl phenyl ether	ND	230	80	78	2.5	78			40 - 140	30	
4-Chloro-3-methylphenol	ND	230	78	79	1.3	78			30 - 130	30	
4-Chloroaniline	ND	230	82	81	1.2	76			40 - 140	30	
4-Chlorophenyl phenyl ether	ND	230	83	82	1.2	82			40 - 140	30	
4-Nitroaniline	ND	230	90	86	4.5	84			40 - 140	30	
4-Nitrophenol	ND	230	83	<10	NC	86			30 - 130	30	l
Acenaphthene	ND	230	79	76	3.9	80			30 - 130	30	
Acenaphthylene	ND	130	76	73	4.0	76			40 - 140	30	
Acetophenone	ND	230	77	72	6.7	70			40 - 140	30	
Aniline	ND	330	65	59	9.7	54			40 - 140	30	
Anthracene	ND	230	79	78	1.3	84			40 - 140	30	
Benz(a)anthracene	ND	230	78	78	0.0	89			40 - 140	30	
Benzidine	ND	330	78	76	2.6	42			40 - 140	30	
Benzo(a)pyrene	ND	130	76	76	0.0	85			40 - 140	30	
Benzo(b)fluoranthene	ND	160	87	87	0.0	103			40 - 140	30	
Benzo(ghi)perylene	ND	230	63	64	1.6	75			40 - 140	30	
Benzo(k)fluoranthene	ND	230	58	62	6.7	67			40 - 140	30	
Benzoic Acid	ND	670	<10	<10	NC	43			30 - 130	30	l
Benzyl butyl phthalate	ND	230	78	80	2.5	76			40 - 140	30	
Bis(2-chloroethoxy)methane	ND	230	68	65	4.5	66			40 - 140	30	
Bis(2-chloroethyl)ether	ND	130	62	56	10.2	55			40 - 140	30	
Bis(2-chloroisopropyl)ether	ND	230	42	38	10.0	36			40 - 140	30	l,m
Bis(2-ethylhexyl)phthalate	ND	230	83	86	3.6	83			40 - 140	30	
Carbazole	ND	230	78	76	2.6	80			40 - 140	30	
Chrysene	ND	230	79	79	0.0	89			40 - 140	30	
Dibenz(a,h)anthracene	ND	130	72	72	0.0	78			40 - 140	30	
Dibenzofuran	ND	230	79	76	3.9	79			40 - 140	30	
Diethyl phthalate	ND	230	87	86	1.2	83			40 - 140	30	
Dimethylphthalate	ND	230	84	81	3.6	81			40 - 140	30	
Di-n-butylphthalate	ND	670	86	85	1.2	81			40 - 140	30	
Di-n-octylphthalate	ND	230	81	83	2.4	75			40 - 140	30	
Fluoranthene	ND	230	79	79	0.0	100			40 - 140	30	
Fluorene	ND	230	80	78	2.5	83			40 - 140	30	
Hexachlorobenzene	ND	130	88	90	2.2	89			40 - 140	30	
Hexachlorobutadiene	ND	230	80	77	3.8	78			40 - 140	30	
Hexachlorocyclopentadiene	ND	230	57	59	3.4	45			40 - 140	30	
Hexachloroethane	ND	130	69	64	7.5	64			40 - 140	30	
Indeno(1,2,3-cd)pyrene	ND	230	68	67	1.5	74			40 - 140	30	
Isophorone	ND	130	68	67	1.5	67			40 - 140	30	
Naphthalene	ND	230	68	64	6.1	68			40 - 140	30	

QA/QC Data

SDG I.D.: GCG91492

Parameter	Blank	Blk RL	LCS %	LCSD %	LCS RPD	MS %	MSD %	MS RPD	% Rec Limits	% RPD Limits	
Nitrobenzene	ND	130	81	74	9.0	74			40 - 140	30	
N-Nitrosodimethylamine	ND	230	56	52	7.4	48			40 - 140	30	
N-Nitrosodi-n-propylamine	ND	130	80	73	9.2	71			40 - 140	30	
N-Nitrosodiphenylamine	ND	130	81	79	2.5	79			40 - 140	30	
Pentachloronitrobenzene	ND	230	94	94	0.0	94			40 - 140	30	
Pentachlorophenol	ND	230	42	40	4.9	69			30 - 130	30	
Phenanthrene	ND	130	79	77	2.6	108			40 - 140	30	
Phenol	ND	230	82	78	5.0	75			30 - 130	30	
Pyrene	ND	230	78	76	2.6	96			30 - 130	30	
Pyridine	ND	230	44	41	7.1	40			40 - 140	30	
% 2,4,6-Tribromophenol	92	%	89	89	0.0	97			30 - 130	30	
% 2-Fluorobiphenyl	75	%	75	71	5.5	72			30 - 130	30	
% 2-Fluorophenol	62	%	73	65	11.6	64			30 - 130	30	
% Nitrobenzene-d5	72	%	80	73	9.2	71			30 - 130	30	
% Phenol-d5	63	%	75	69	8.3	66			30 - 130	30	
% Terphenyl-d14	79	%	88	86	2.3	80			30 - 130	30	

Comment:

This batch consists of a Blank, LCS, LCSD and MS.

Additional 8270 criteria: 20% of compounds can be outside of acceptance criteria as long as recovery is at least 10%. (Acid surrogates acceptance range for aqueous samples: 15-110%, for soils 30-130%)

QA/QC Batch 548637 (ug/kg), QC Sample No: CG90344 (CG91492, CG91494, CG91495, CG91496, CG91497, CG91500)

Volatiles - Soil (Low Level)

1,1,1,2-Tetrachloroethane	ND	5.0	93	96	3.2	107	103	3.8	70 - 130	30	
1,1,1-Trichloroethane	ND	5.0	92	93	1.1	102	101	1.0	70 - 130	30	
1,1,2,2-Tetrachloroethane	ND	3.0	92	99	7.3	146	136	7.1	70 - 130	30	m
1,1,2-Trichloroethane	ND	5.0	87	92	5.6	93	91	2.2	70 - 130	30	
1,1-Dichloroethane	ND	5.0	89	95	6.5	106	104	1.9	70 - 130	30	
1,1-Dichloroethene	ND	5.0	97	101	4.0	117	114	2.6	70 - 130	30	
1,1-Dichloropropene	ND	5.0	97	99	2.0	110	105	4.7	70 - 130	30	
1,2,3-Trichlorobenzene	ND	5.0	98	93	5.2	48	41	15.7	70 - 130	30	m
1,2,3-Trichloropropane	ND	5.0	85	91	6.8	145	138	4.9	70 - 130	30	m
1,2,4-Trichlorobenzene	ND	5.0	98	90	8.5	60	52	14.3	70 - 130	30	m
1,2,4-Trimethylbenzene	ND	1.0	94	94	0.0	139	124	11.4	70 - 130	30	m
1,2-Dibromo-3-chloropropane	ND	5.0	89	91	2.2	104	95	9.0	70 - 130	30	
1,2-Dibromoethane	ND	5.0	90	95	5.4	107	105	1.9	70 - 130	30	
1,2-Dichlorobenzene	ND	5.0	89	91	2.2	100	90	10.5	70 - 130	30	
1,2-Dichloroethane	ND	5.0	87	93	6.7	99	97	2.0	70 - 130	30	
1,2-Dichloropropane	ND	5.0	88	94	6.6	103	99	4.0	70 - 130	30	
1,3,5-Trimethylbenzene	ND	1.0	95	96	1.0	146	131	10.8	70 - 130	30	m
1,3-Dichlorobenzene	ND	5.0	92	92	0.0	112	101	10.3	70 - 130	30	
1,3-Dichloropropane	ND	5.0	89	95	6.5	113	108	4.5	70 - 130	30	
1,4-Dichlorobenzene	ND	5.0	89	89	0.0	111	100	10.4	70 - 130	30	
2,2-Dichloropropane	ND	5.0	101	97	4.0	106	103	2.9	70 - 130	30	
2-Chlorotoluene	ND	5.0	92	92	0.0	140	127	9.7	70 - 130	30	m
2-Hexanone	ND	25	132	115	13.8	95	92	3.2	70 - 130	30	l
2-Isopropyltoluene	ND	5.0	99	101	2.0	140	126	10.5	70 - 130	30	m
4-Chlorotoluene	ND	5.0	91	93	2.2	137	123	10.8	70 - 130	30	m
4-Methyl-2-pentanone	ND	25	100	103	3.0	104	101	2.9	70 - 130	30	
Acetone	ND	10	148	133	10.7	35	55	44.4	70 - 130	30	l,m,r
Acrylonitrile	ND	5.0	88	95	7.7	94	90	4.3	70 - 130	30	
Benzene	ND	1.0	93	97	4.2	106	105	0.9	70 - 130	30	
Bromobenzene	ND	5.0	90	93	3.3	139	128	8.2	70 - 130	30	m

QA/QC Data

SDG I.D.: GCG91492

Parameter	Blank	Blk RL	LCS %	LCSD %	LCS RPD	MS %	MSD %	MS RPD	% Rec Limits	% RPD Limits	
Bromochloromethane	ND	5.0	87	94	7.7	102	97	5.0	70 - 130	30	
Bromodichloromethane	ND	5.0	91	95	4.3	97	94	3.1	70 - 130	30	
Bromoform	ND	5.0	92	93	1.1	84	78	7.4	70 - 130	30	
Bromomethane	ND	5.0	93	93	0.0	105	104	1.0	70 - 130	30	
Carbon Disulfide	ND	5.0	112	111	0.9	125	123	1.6	70 - 130	30	
Carbon tetrachloride	ND	5.0	95	95	0.0	103	98	5.0	70 - 130	30	
Chlorobenzene	ND	5.0	90	93	3.3	106	101	4.8	70 - 130	30	
Chloroethane	ND	5.0	93	98	5.2	108	112	3.6	70 - 130	30	
Chloroform	ND	5.0	88	92	4.4	101	99	2.0	70 - 130	30	
Chloromethane	ND	5.0	87	91	4.5	100	93	7.3	70 - 130	30	
cis-1,2-Dichloroethene	ND	5.0	83	88	5.8	96	95	1.0	70 - 130	30	
cis-1,3-Dichloropropene	ND	5.0	93	95	2.1	96	93	3.2	70 - 130	30	
Dibromochloromethane	ND	3.0	98	101	3.0	108	104	3.8	70 - 130	30	
Dibromomethane	ND	5.0	84	90	6.9	95	93	2.1	70 - 130	30	
Dichlorodifluoromethane	ND	5.0	110	108	1.8	121	116	4.2	70 - 130	30	
Ethylbenzene	ND	1.0	93	94	1.1	111	105	5.6	70 - 130	30	
Hexachlorobutadiene	ND	5.0	103	102	1.0	106	92	14.1	70 - 130	30	
Isopropylbenzene	ND	1.0	97	99	2.0	167	151	10.1	70 - 130	30	m
m&p-Xylene	ND	2.0	93	95	2.1	109	103	5.7	70 - 130	30	
Methyl ethyl ketone	ND	5.0	139	125	10.6	62	68	9.2	70 - 130	30	l,m
Methyl t-butyl ether (MTBE)	ND	1.0	85	89	4.6	101	97	4.0	70 - 130	30	
Methylene chloride	ND	5.0	72	77	6.7	90	89	1.1	70 - 130	30	
Naphthalene	ND	5.0	101	102	1.0	66	58	12.9	70 - 130	30	m
n-Butylbenzene	ND	1.0	100	98	2.0	135	119	12.6	70 - 130	30	m
n-Propylbenzene	ND	1.0	96	98	2.1	159	142	11.3	70 - 130	30	m
o-Xylene	ND	2.0	93	96	3.2	107	103	3.8	70 - 130	30	
p-Isopropyltoluene	ND	1.0	99	98	1.0	141	124	12.8	70 - 130	30	m
sec-Butylbenzene	ND	1.0	103	104	1.0	158	139	12.8	70 - 130	30	m
Styrene	ND	5.0	93	96	3.2	95	90	5.4	70 - 130	30	
tert-Butylbenzene	ND	1.0	96	98	2.1	150	136	9.8	70 - 130	30	m
Tetrachloroethene	ND	5.0	97	94	3.1	99	96	3.1	70 - 130	30	
Tetrahydrofuran (THF)	ND	5.0	90	95	5.4	99	96	3.1	70 - 130	30	
Toluene	ND	1.0	93	96	3.2	102	100	2.0	70 - 130	30	
trans-1,2-Dichloroethene	ND	5.0	101	102	1.0	117	112	4.4	70 - 130	30	
trans-1,3-Dichloropropene	ND	5.0	95	99	4.1	94	92	2.2	70 - 130	30	
trans-1,4-dichloro-2-butene	ND	5.0	113	113	0.0	142	128	10.4	70 - 130	30	m
Trichloroethene	ND	5.0	91	95	4.3	102	101	1.0	70 - 130	30	
Trichlorofluoromethane	ND	5.0	91	95	4.3	108	107	0.9	70 - 130	30	
Trichlorotrifluoroethane	ND	5.0	107	106	0.9	123	114	7.6	70 - 130	30	
Vinyl chloride	ND	5.0	96	98	2.1	109	107	1.9	70 - 130	30	
% 1,2-dichlorobenzene-d4	100	%	102	99	3.0	95	92	3.2	70 - 130	30	
% Bromofluorobenzene	95	%	101	99	2.0	83	84	1.2	70 - 130	30	
% Dibromofluoromethane	103	%	96	100	4.1	99	99	0.0	70 - 130	30	
% Toluene-d8	98	%	98	99	1.0	95	96	1.0	70 - 130	30	

Comment:

Additional 8260 criteria: 10% of LCS/LCSD compounds can be outside of acceptance criteria as long as recovery is 40-160%, 25-160% for Chloroethane-HL and Trichlorofluoromethane-HL.

QA/QC Batch 548637H (ug/kg), QC Sample No: CG90344 50X (CG91499 (50X))

Volatiles - Soil (High Level)

1,1,1,2-Tetrachloroethane	ND	250	103	101	2.0	101	100	1.0	70 - 130	30	
1,1,1-Trichloroethane	ND	250	100	99	1.0	96	93	3.2	70 - 130	30	
1,1,2,2-Tetrachloroethane	ND	250	103	104	1.0	104	101	2.9	70 - 130	30	

QA/QC Data

SDG I.D.: GCG91492

Parameter	Blank	Blk RL	LCS %	LCSD %	LCS RPD	MS %	MSD %	MS RPD	% Rec Limits	% RPD Limits	
1,1,2-Trichloroethane	ND	250	98	96	2.1	98	95	3.1	70 - 130	30	
1,1-Dichloroethane	ND	250	101	98	3.0	97	95	2.1	70 - 130	30	
1,1-Dichloroethene	ND	250	114	108	5.4	67	101	40.5	70 - 130	30	m,r
1,1-Dichloropropene	ND	250	108	108	0.0	105	103	1.9	70 - 130	30	
1,2,3-Trichlorobenzene	ND	250	108	111	2.7	108	111	2.7	70 - 130	30	
1,2,3-Trichloropropane	ND	250	100	96	4.1	96	94	2.1	70 - 130	30	
1,2,4-Trichlorobenzene	ND	250	113	111	1.8	107	109	1.9	70 - 130	30	
1,2,4-Trimethylbenzene	ND	250	104	106	1.9	104	102	1.9	70 - 130	30	
1,2-Dibromo-3-chloropropane	ND	250	99	97	2.0	101	97	4.0	70 - 130	30	
1,2-Dibromoethane	ND	250	99	100	1.0	101	99	2.0	70 - 130	30	
1,2-Dichlorobenzene	ND	250	100	100	0.0	99	98	1.0	70 - 130	30	
1,2-Dichloroethane	ND	250	96	96	0.0	97	96	1.0	70 - 130	30	
1,2-Dichloropropane	ND	250	101	103	2.0	99	99	0.0	70 - 130	30	
1,3,5-Trimethylbenzene	ND	250	103	106	2.9	105	104	1.0	70 - 130	30	
1,3-Dichlorobenzene	ND	250	103	103	0.0	101	100	1.0	70 - 130	30	
1,3-Dichloropropane	ND	250	101	100	1.0	100	100	0.0	70 - 130	30	
1,4-Dichlorobenzene	ND	250	102	101	1.0	99	98	1.0	70 - 130	30	
2,2-Dichloropropane	ND	250	107	107	0.0	100	100	0.0	70 - 130	30	
2-Chlorotoluene	ND	250	101	104	2.9	101	99	2.0	70 - 130	30	
2-Hexanone	ND	1300	111	112	0.9	101	96	5.1	70 - 130	30	
2-Isopropyltoluene	ND	250	109	110	0.9	109	108	0.9	70 - 130	30	
4-Chlorotoluene	ND	250	101	103	2.0	101	101	0.0	70 - 130	30	
4-Methyl-2-pentanone	ND	1300	107	104	2.8	106	102	3.8	70 - 130	30	
Acetone	ND	500	104	105	1.0	81	73	10.4	70 - 130	30	
Acrylonitrile	ND	250	107	98	8.8	102	96	6.1	70 - 130	30	
Benzene	ND	250	104	104	0.0	102	101	1.0	70 - 130	30	
Bromobenzene	ND	250	99	99	0.0	100	99	1.0	70 - 130	30	
Bromochloromethane	ND	250	97	93	4.2	96	95	1.0	70 - 130	30	
Bromodichloromethane	ND	250	98	98	0.0	97	96	1.0	70 - 130	30	
Bromoform	ND	250	96	94	2.1	91	90	1.1	70 - 130	30	
Bromomethane	ND	250	74	73	1.4	69	71	2.9	70 - 130	30	m
Carbon Disulfide	ND	250	123	116	5.9	77	109	34.4	70 - 130	30	r
Carbon tetrachloride	ND	250	101	99	2.0	98	96	2.1	70 - 130	30	
Chlorobenzene	ND	250	102	102	0.0	99	100	1.0	70 - 130	30	
Chloroethane	ND	250	35	33	5.9	34	32	6.1	70 - 130	30	l,m
Chloroform	ND	250	96	95	1.0	94	93	1.1	70 - 130	30	
Chloromethane	ND	250	101	100	1.0	96	95	1.0	70 - 130	30	
cis-1,2-Dichloroethene	ND	250	92	93	1.1	91	90	1.1	70 - 130	30	
cis-1,3-Dichloropropene	ND	250	103	104	1.0	99	100	1.0	70 - 130	30	
Dibromochloromethane	ND	150	106	105	0.9	104	104	0.0	70 - 130	30	
Dibromomethane	ND	250	95	94	1.1	94	93	1.1	70 - 130	30	
Dichlorodifluoromethane	ND	250	118	117	0.9	109	108	0.9	70 - 130	30	
Ethylbenzene	ND	250	105	105	0.0	103	102	1.0	70 - 130	30	
Hexachlorobutadiene	ND	250	121	120	0.8	114	114	0.0	70 - 130	30	
Isopropylbenzene	ND	250	105	108	2.8	107	105	1.9	70 - 130	30	
m&p-Xylene	ND	250	105	105	0.0	103	103	0.0	70 - 130	30	
Methyl ethyl ketone	ND	250	117	115	1.7	102	96	6.1	70 - 130	30	
Methyl t-butyl ether (MTBE)	ND	250	101	93	8.2	95	94	1.1	70 - 130	30	
Methylene chloride	ND	250	86	80	7.2	76	79	3.9	70 - 130	30	
Naphthalene	ND	250	111	114	2.7	117	118	0.9	70 - 130	30	
n-Butylbenzene	ND	250	112	113	0.9	110	109	0.9	70 - 130	30	
n-Propylbenzene	ND	250	105	109	3.7	107	103	3.8	70 - 130	30	
o-Xylene	ND	250	104	105	1.0	104	103	1.0	70 - 130	30	

QA/QC Data

SDG I.D.: GCG91492

Parameter	Blank	Blk RL	LCS %	LCSD %	LCS RPD	MS %	MSD %	MS RPD	% Rec Limits	% RPD Limits	
p-Isopropyltoluene	ND	250	108	110	1.8	108	107	0.9	70 - 130	30	
sec-Butylbenzene	ND	250	113	115	1.8	115	112	2.6	70 - 130	30	
Styrene	ND	250	106	104	1.9	103	103	0.0	70 - 130	30	
tert-Butylbenzene	ND	250	103	106	2.9	105	104	1.0	70 - 130	30	
Tetrachloroethene	ND	250	107	108	0.9	103	103	0.0	70 - 130	30	
Tetrahydrofuran (THF)	ND	250	100	98	2.0	99	98	1.0	70 - 130	30	
Toluene	ND	250	104	104	0.0	101	99	2.0	70 - 130	30	
trans-1,2-Dichloroethene	ND	250	120	113	6.0	107	107	0.0	70 - 130	30	
trans-1,3-Dichloropropene	ND	250	105	104	1.0	102	101	1.0	70 - 130	30	
trans-1,4-dichloro-2-butene	ND	250	118	122	3.3	118	115	2.6	70 - 130	30	
Trichloroethene	ND	250	100	102	2.0	101	99	2.0	70 - 130	30	
Trichlorofluoromethane	ND	250	26	25	3.9	26	25	3.9	70 - 130	30	l,m
Trichlorotrifluoroethane	ND	250	120	110	8.7	71	108	41.3	70 - 130	30	r
Vinyl chloride	ND	250	120	117	2.5	111	110	0.9	70 - 130	30	
% 1,2-dichlorobenzene-d4	101	%	98	100	2.0	100	98	2.0	70 - 130	30	
% Bromofluorobenzene	96	%	99	100	1.0	100	99	1.0	70 - 130	30	
% Dibromofluoromethane	93	%	97	92	5.3	96	96	0.0	70 - 130	30	
% Toluene-d8	98	%	100	100	0.0	99	99	0.0	70 - 130	30	

Comment:

Additional 8260 criteria: 10% of LCS/LCSD compounds can be outside of acceptance criteria as long as recovery is 40-160%, 25-160% for Chloroethane-HL and Trichlorofluoromethane-HL.

QA/QC Batch 548639 (ug/kg), QC Sample No: CG91493 (CG91493)

Volatiles - Soil (Low Level)

1,1,1,2-Tetrachloroethane	ND	5.0	98	98	0.0	97	92	5.3	70 - 130	30	
1,1,1-Trichloroethane	ND	5.0	94	94	0.0	96	93	3.2	70 - 130	30	
1,1,2,2-Tetrachloroethane	ND	3.0	103	105	1.9	99	94	5.2	70 - 130	30	
1,1,2-Trichloroethane	ND	5.0	96	93	3.2	93	91	2.2	70 - 130	30	
1,1-Dichloroethane	ND	5.0	93	92	1.1	97	97	0.0	70 - 130	30	
1,1-Dichloroethene	ND	5.0	103	101	2.0	106	99	6.8	70 - 130	30	
1,1-Dichloropropene	ND	5.0	99	98	1.0	98	98	0.0	70 - 130	30	
1,2,3-Trichlorobenzene	ND	5.0	98	102	4.0	81	76	6.4	70 - 130	30	
1,2,3-Trichloropropane	ND	5.0	99	100	1.0	94	86	8.9	70 - 130	30	
1,2,4-Trichlorobenzene	ND	5.0	92	98	6.3	81	77	5.1	70 - 130	30	
1,2,4-Trimethylbenzene	ND	1.0	95	96	1.0	95	90	5.4	70 - 130	30	
1,2-Dibromo-3-chloropropane	ND	5.0	102	109	6.6	93	87	6.7	70 - 130	30	
1,2-Dibromoethane	ND	5.0	100	99	1.0	96	90	6.5	70 - 130	30	
1,2-Dichlorobenzene	ND	5.0	93	94	1.1	88	83	5.8	70 - 130	30	
1,2-Dichloroethane	ND	5.0	96	95	1.0	96	91	5.3	70 - 130	30	
1,2-Dichloropropane	ND	5.0	96	95	1.0	97	94	3.1	70 - 130	30	
1,3,5-Trimethylbenzene	ND	1.0	95	98	3.1	96	92	4.3	70 - 130	30	
1,3-Dichlorobenzene	ND	5.0	92	93	1.1	88	85	3.5	70 - 130	30	
1,3-Dichloropropane	ND	5.0	98	99	1.0	96	90	6.5	70 - 130	30	
1,4-Dichlorobenzene	ND	5.0	90	93	3.3	88	83	5.8	70 - 130	30	
2,2-Dichloropropane	ND	5.0	101	94	7.2	94	98	4.2	70 - 130	30	
2-Chlorotoluene	ND	5.0	93	95	2.1	94	89	5.5	70 - 130	30	
2-Hexanone	ND	25	127	123	3.2	115	108	6.3	70 - 130	30	
2-Isopropyltoluene	ND	5.0	101	104	2.9	101	97	4.0	70 - 130	30	
4-Chlorotoluene	ND	5.0	92	94	2.2	92	89	3.3	70 - 130	30	
4-Methyl-2-pentanone	ND	25	112	112	0.0	106	104	1.9	70 - 130	30	
Acetone	ND	10	136	132	3.0	127	124	2.4	70 - 130	30	l
Acrylonitrile	ND	5.0	102	103	1.0	109	127	15.3	70 - 130	30	
Benzene	ND	1.0	98	95	3.1	96	95	1.0	70 - 130	30	

QA/QC Data

SDG I.D.: GCG91492

Parameter	Blank	Blk RL	LCS %	LCSD %	LCS RPD	MS %	MSD %	MS RPD	% Rec Limits	% RPD Limits
Bromobenzene	ND	5.0	95	95	0.0	93	87	6.7	70 - 130	30
Bromochloromethane	ND	5.0	95	93	2.1	93	88	5.5	70 - 130	30
Bromodichloromethane	ND	5.0	98	95	3.1	97	94	3.1	70 - 130	30
Bromoform	ND	5.0	100	101	1.0	93	89	4.4	70 - 130	30
Bromomethane	ND	5.0	94	92	2.2	95	87	8.8	70 - 130	30
Carbon Disulfide	ND	5.0	113	111	1.8	112	110	1.8	70 - 130	30
Carbon tetrachloride	ND	5.0	96	97	1.0	97	96	1.0	70 - 130	30
Chlorobenzene	ND	5.0	95	95	0.0	95	89	6.5	70 - 130	30
Chloroethane	ND	5.0	94	92	2.2	91	85	6.8	70 - 130	30
Chloroform	ND	5.0	91	91	0.0	93	89	4.4	70 - 130	30
Chloromethane	ND	5.0	90	87	3.4	83	79	4.9	70 - 130	30
cis-1,2-Dichloroethene	ND	5.0	89	88	1.1	89	88	1.1	70 - 130	30
cis-1,3-Dichloropropene	ND	5.0	100	98	2.0	97	93	4.2	70 - 130	30
Dibromochloromethane	ND	3.0	108	107	0.9	101	98	3.0	70 - 130	30
Dibromomethane	ND	5.0	95	92	3.2	90	87	3.4	70 - 130	30
Dichlorodifluoromethane	ND	5.0	103	99	4.0	91	90	1.1	70 - 130	30
Ethylbenzene	ND	1.0	94	96	2.1	96	93	3.2	70 - 130	30
Hexachlorobutadiene	ND	5.0	95	105	10.0	95	93	2.1	70 - 130	30
Isopropylbenzene	ND	1.0	97	100	3.0	100	95	5.1	70 - 130	30
m&p-Xylene	ND	2.0	95	96	1.0	96	92	4.3	70 - 130	30
Methyl ethyl ketone	ND	5.0	128	128	0.0	118	116	1.7	70 - 130	30
Methyl t-butyl ether (MTBE)	ND	1.0	96	95	1.0	94	91	3.2	70 - 130	30
Methylene chloride	ND	5.0	78	78	0.0	80	76	5.1	70 - 130	30
Naphthalene	ND	5.0	111	113	1.8	94	88	6.6	70 - 130	30
n-Butylbenzene	ND	1.0	93	101	8.2	96	94	2.1	70 - 130	30
n-Propylbenzene	ND	1.0	95	96	1.0	98	94	4.2	70 - 130	30
o-Xylene	ND	2.0	97	98	1.0	97	92	5.3	70 - 130	30
p-Isopropyltoluene	ND	1.0	96	101	5.1	99	95	4.1	70 - 130	30
sec-Butylbenzene	ND	1.0	102	107	4.8	104	101	2.9	70 - 130	30
Styrene	ND	5.0	98	97	1.0	96	90	6.5	70 - 130	30
tert-Butylbenzene	ND	1.0	96	100	4.1	98	94	4.2	70 - 130	30
Tetrachloroethene	ND	5.0	96	97	1.0	99	97	2.0	70 - 130	30
Tetrahydrofuran (THF)	ND	5.0	106	104	1.9	98	93	5.2	70 - 130	30
Toluene	ND	1.0	97	96	1.0	96	95	1.0	70 - 130	30
trans-1,2-Dichloroethene	ND	5.0	104	104	0.0	104	105	1.0	70 - 130	30
trans-1,3-Dichloropropene	ND	5.0	104	102	1.9	98	96	2.1	70 - 130	30
trans-1,4-dichloro-2-butene	ND	5.0	122	123	0.8	110	104	5.6	70 - 130	30
Trichloroethene	ND	5.0	97	95	2.1	96	95	1.0	70 - 130	30
Trichlorofluoromethane	ND	5.0	95	88	7.7	92	87	5.6	70 - 130	30
Trichlorotrifluoroethane	ND	5.0	103	108	4.7	105	105	0.0	70 - 130	30
Vinyl chloride	ND	5.0	94	92	2.2	93	92	1.1	70 - 130	30
% 1,2-dichlorobenzene-d4	101	%	100	100	0.0	101	100	1.0	70 - 130	30
% Bromofluorobenzene	95	%	99	100	1.0	98	98	0.0	70 - 130	30
% Dibromofluoromethane	93	%	97	98	1.0	99	98	1.0	70 - 130	30
% Toluene-d8	98	%	100	100	0.0	100	101	1.0	70 - 130	30

Comment:

Additional 8260 criteria: 10% of LCS/LCSD compounds can be outside of acceptance criteria as long as recovery is 40-160%, 25-160% for Chloroethane-HL and Trichlorofluoromethane-HL.

l = This parameter is outside laboratory LCS/LCSD specified recovery limits.
m = This parameter is outside laboratory MS/MSD specified recovery limits.
r = This parameter is outside laboratory RPD specified recovery limits.

QA/QC Data

SDG I.D.: GCG91492

Parameter	Blank	Blk RL	LCS %	LCSD %	LCS RPD	MS %	MSD %	MS RPD	% Rec Limits	% RPD Limits

If there are any questions regarding this data, please call Phoenix Client Services at extension 200.

RPD - Relative Percent Difference
LCS - Laboratory Control Sample
LCSD - Laboratory Control Sample Duplicate
MS - Matrix Spike
MS Dup - Matrix Spike Duplicate
NC - No Criteria
Intf - Interference

Phyllis Shiller, Laboratory Director
October 12, 2020

Monday, October 12, 2020

Criteria: None

State: CT

Sample Criteria Exceedances Report

GCG91492 - STRATEGIC

SampNo	Acode	Phoenix Analyte	Criteria	Result	RL	Criteria	RL Criteria	Analysis Units

*** No Data to Display ***

Phoenix Laboratories does not assume responsibility for the data contained in this exceedance report. It is provided as an additional tool to identify requested criteria exceedences. All efforts are made to ensure the accuracy of the data (obtained from appropriate agencies). A lack of exceedence information does not necessarily suggest conformance to the criteria. It is ultimately the site professional's responsibility to determine appropriate compliance.

REASONABLE CONFIDENCE PROTOCOL
LABORATORY ANALYSIS QA/QC CERTIFICATION FORM

Laboratory Name: Phoenix Environmental Labs, Inc. ***Client:*** Strategic Environmental Services,

Project Location: EVERSOURCE BERLIN ***Project Number:***

Laboratory Sample ID(s): CG91492-CG91500 ***Sampling Date(s):*** 10/6/2020

List RCP Methods Used (e.g., 8260, 8270, et cetera) 6010, 7470/7471, 8081, 8082, 8260, 8270, ETPH

1	**For each analytical method referenced in this laboratory report package, were all specified QA/QC performance criteria followed, including the requirement to explain any criteria falling outside of acceptable guidelines, as specified in the CT DEP method-specific Reasonable Confidence Protocol documents?**	☑ Yes ☐ No
1A	**Were the method specified preservation and holding time requirements met?**	☑ Yes ☐ No
1B	***VPH and EPH methods only:*** **Was the VPH or EPH method conducted without significant modifications (see section 11.3 of respective RCP methods)**	☐ Yes ☐ No ☑ NA
2	**Were all samples received by the laboratory in a condition consistent with that described on the associated Chain-of-Custody document(s)?**	☑ Yes ☐ No
3	**Were samples received at an appropriate temperature (< 6 Degrees C)?**	☐ Yes ☑ No ☐ NA
4	**Were all QA/QC performance criteria specified in the Reasonable Confidence Protocol documents acheived? See Sections: ETPH Narration, ICP Narration, SVOA Narration, VOA Narration.**	☐ Yes ☑ No
5	**a) Were reporting limits specified or referenced on the chain-of-custody?** **b) Were these reporting limits met?**	☐ Yes ☑ No ☑ Yes ☐ No
6	**For each analytical method referenced in this laboratory report package, were results reported for all constituents identified in the method-specific analyte lists presented in the Reasonable Confidence Protocol documents?**	☑ Yes ☐ No
7	**Are project-specific matrix spikes and laboratory duplicates included in the data set?**	☑ Yes ☐ No

Notes: For all questions to which the response was "No" (with the exception of question #7), additional information must be provided in an attached narrative. If the answer to question #1, #1A or 1B is "No", the data package does not meet the requirements for "Reasonable Confidence". This form may not be altered and all questions must be answered.

I, the undersigned, attest under the pains and penalties of perjury that, to the best of my knowledge and belief and based upon my personal inquiry of those responsible for providing the information contained in this analytical report, such information is accurate and complete.

Authorized Signature: Rashmi Makol **Position:** Project Manager

Printed Name: Rashmi Makol **Date:** Monday, October 12, 2020

Name of Laboratory Phoenix Environmental Labs, Inc.

This certification form is to be used for RCP methods only.

Environmental Laboratories, Inc.
587 East Middle Turnpike, P.O.Box 370, Manchester, CT 06045
Tel. (860) 645-1102 Fax (860) 645-0823

NY # 11301

RCP Certification Report

October 12, 2020

SDG I.D.: GCG91492

SDG Comments

Temperature above 6C:
The samples were received in a cooler with ice packs. The samples were delivered to the Laboratory within a short period of time after sample collection. Therefore no significant bias is suspected.

ETPH Narration

Were all QA/QC performance criteria specified in the Reasonable Confidence Protocol documents achieved? No.

QC Batch 548322 (Samples: CG91492, CG91493, CG91494, CG91495, CG91496, CG91497): -----

The LCS and/or the LCSD recovery is above the upper range for one or more analytes that were not reported in the sample(s), therefore no significant bias is suspected. (Ext. Petroleum H.C. (C9-C36))

Instrument:

AU-FID1 10/06/20-1 Jeff Bucko, Chemist 10/06/20

CG91492 (1X), CG91493 (1X)

The initial calibration (ETPHO05I) RSD for the compound list was less than 30% except for the following compounds: None.
As per section 7.2.3, a discrimination check standard was run (O06A003_1) and contained the following outliers: None.
The continuing calibration %D for the compound list was less than 30% except for the following compounds:None.

AU-XL1 10/06/20-1 Jeff Bucko, Chemist 10/06/20

CG91494 (1X), CG91495 (1X), CG91496 (1X), CG91497 (1X)

The initial calibration (ETPH929I) RSD for the compound list was less than 30% except for the following compounds: None.
As per section 7.2.3, a discrimination check standard was run (O06A003_1) and contained the following outliers: None.
The continuing calibration %D for the compound list was less than 30% except for the following compounds:None.

QC (Site Specific):

Batch 548322 (CG91492)

CG91492, CG91493, CG91494, CG91495, CG91496, CG91497

All LCS recoveries were within 60 - 120 with the following exceptions: Ext. Petroleum H.C. (C9-C36)(121%)
All LCSD recoveries were within 60 - 120 with the following exceptions: None.
All LCS/LCSD RPDs were less than 30% with the following exceptions: None.
All MS recoveries were within 50 - 150 with the following exceptions: None.
All MSD recoveries were within 50 - 150 with the following exceptions: None.
All MS/MSD RPDs were less than 30% with the following exceptions: None.
Additional surrogate criteria: LCS acceptance range is 60-120% MS acceptance range 50-150%. The ETPH/DRO LCS has been normalized based on the alkane calibration.

Mercury Narration

Were all QA/QC performance criteria specified in the analytical method achieved? Yes.

Instrument:

MERLIN 10/07/20 07:16 Rick Schweitzer, Chemist 10/07/20

CG91492, CG91493, CG91494, CG91495, CG91496, CG91497

The method preparation blank, ICB, and CCBs contain all of the acids and reagents as the samples.
The initial calibration met all criteria including a standard run at or below the reporting level.

PHOENIX
Environmental Laboratories, Inc.
587 East Middle Turnpike, P.O.Box 370, Manchester, CT 06045
Tel. (860) 645-1102 Fax (860) 645-0823

ACCREDITED IN ACCORDANCE WITH nelac NY # 11301

Certification Report

October 12, 2020

SDG I.D.: GCG91492

Mercury Narration

All calibration verification standards (ICV, CCV) met criteria.
All calibration blank verification standards (ICB, CCB) met criteria.
The matrix spike sample is used to identify spectral interference for each batch of samples, if within 85-115%, no interference is observed and no further action is taken.
The following Initial Calibration Verification (ICV) compounds did not meet criteria: None.
The following Continuing Calibration Verification (CCV) compounds did not meet criteria: None.

QC (Site Specific):

Batch 548417 (CG91494)

CG91492, CG91493, CG91494, CG91495, CG91496, CG91497

All LCS recoveries were within 70 - 130 with the following exceptions: None.
All LCSD recoveries were within 70 - 130 with the following exceptions: None.
All LCS/LCSD RPDs were less than 30% with the following exceptions: None.
All MS recoveries were within 75 - 125 with the following exceptions: None.
All MSD recoveries were within 75 - 125 with the following exceptions: None.
All MS/MSD RPDs were less than 30% with the following exceptions: None.
Additional Mercury criteria: LCS acceptance range for waters is 80-120% and for soils is 70-130%. MS acceptance range is 75-125%.

ICP Metals Narration

Were all QA/QC performance criteria specified in the analytical method achieved? No.

QC Batch 548337 (Samples: CG91492, CG91493, CG91494, CG91495, CG91496, CG91497): -----

The Sample/Duplicate RPD exceeds the method criteria for one or more analytes, therefore there may be variability in the reported result. (Copper, Lead)

Instrument:

ARCOS-2 10/07/20 09:33 Cindy Pearce, Emily Kolominskaya, Chemist 10/07/20

CG91492, CG91493, CG91494, CG91495, CG91496, CG91497

The linear range is defined daily by the calibration range.
The following Initial Calibration Verification (ICV) compounds did not meet criteria: None.
The following Continuing Calibration Verification (CCV) compounds did not meet criteria: None.
The following ICP Interference Check (ICSAB) compounds did not meet criteria: None.

QC (Batch Specific):

Batch 548337 (CG91378)

CG91492, CG91493, CG91494, CG91495, CG91496, CG91497

All LCS recoveries were within 75 - 125 with the following exceptions: None.
All LCSD recoveries were within 75 - 125 with the following exceptions: None.
All LCS/LCSD RPDs were less than 35% with the following exceptions: None.
Additional Criteria: LCS acceptance range is 80-120% MS acceptance range 75-125%.

PCB Narration

PHOENIX

Environmental Laboratories, Inc.
587 East Middle Turnpike, P.O.Box 370, Manchester, CT 06045
Tel. (860) 645-1102 Fax (860) 645-0823

ACCREDITED IN ACCORDANCE WITH nelac NY # 11301

RCP Certification Report

October 12, 2020

SDG I.D.: GCG91492

PCB Narration

Were all QA/QC performance criteria specified in the Reasonable Confidence Protocol documents achieved? Yes.

Instrument:

AU-ECD24 10/07/20-1 Saadia Chudary, Chemist 10/07/20

CG91492 (10X), CG91493 (10X), CG91494 (10X), CG91495 (10X), CG91496 (10X), CG91497 (10X)

The initial calibration (PC919AI) RSD for the compound list was less than 20% except for the following compounds: None.
The initial calibration (PC919BI) RSD for the compound list was less than 20% except for the following compounds: None.
The continuing calibration %D for the compound list was less than 15% except for the following compounds:None.

QC (Batch Specific):

Batch 548339 (CG90685)

CG91492, CG91493, CG91494, CG91495, CG91496, CG91497

All LCS recoveries were within 40 - 140 with the following exceptions: None.
All LCSD recoveries were within 40 - 140 with the following exceptions: None.
All LCS/LCSD RPDs were less than 30% with the following exceptions: None.

PEST Narration

Were all QA/QC performance criteria specified in the Reasonable Confidence Protocol documents achieved? Yes.

Instrument:

AU-ECD35 10/08/20-1 Chelsey Guerette, Chemist 10/08/20

CG91492 (2X), CG91493 (2X), CG91494 (2X), CG91495 (2X), CG91496 (2X), CG91497 (2X), CG91498 (2X)

The initial calibration (PS1006AI) RSD for the compound list was less than 20% except for the following compounds: None.
The initial calibration (PS1006BI) RSD for the compound list was less than 20% except for the following compounds: None.
The Endrin and DDT breakdown does not exceed 15% except for the following compounds:None.
The Endrin and DDT breakdown does not exceed the maximum of 20% except for the following compounds:None.
The continuing calibration %D for the compound list was less than 20% except for the following compounds:None.

QC (Site Specific):

Batch 548496 (CG91495)

CG91492, CG91493, CG91494, CG91495, CG91496, CG91497, CG91498

All LCS recoveries were within 40 - 140 with the following exceptions: None.
All LCSD recoveries were within 40 - 140 with the following exceptions: None.
All LCS/LCSD RPDs were less than 30% with the following exceptions: None.
All MS recoveries were within 30 - 150 with the following exceptions: None.
All MSD recoveries were within 30 - 150 with the following exceptions: None.
All MS/MSD RPDs were less than 30% with the following exceptions: None.

SVOA Narration

Environmental Laboratories, Inc.
587 East Middle Turnpike, P.O.Box 370, Manchester, CT 06045
Tel. (860) 645-1102 Fax (860) 645-0823

ACCREDITED IN ACCORDANCE WITH nelac NY # 11301

RCP Certification Report

October 12, 2020

SDG I.D.: GCG91492

SVOA Narration

Were all QA/QC performance criteria specified in the Reasonable Confidence Protocol documents achieved? No.

QC Batch 548358 (Samples: CG91492, CG91493, CG91494, CG91496, CG91497): -----

The LCS/LCSD RPD exceeds the method criteria for one or more analytes, but these analytes were not reported in the sample(s) so no variability is suspected. (2,4-Dinitrophenol, Benzoic Acid)

QC Batch 548489 (Samples: CG91495): -----

One or more analytes is below the method criteria. A low bias for these analytes is possible. (Bis(2-chloroisopropyl)ether, 2,4-Dinitrophenol, Benzoic Acid)

The LCS and/or the LCSD recovery is below the method criteria. All of the other QC is acceptable, therefore no significant bias is suspected. (4-Nitrophenol)

The QC recovery for one or more analytes is above the upper range but were not reported in the sample(s), therefore no significant bias is suspected. (2-Nitroaniline)

Instrument:

CHEM29 10/07/20-1 Matt Richard, Chemist 10/07/20

CG91495 (1X)

For 8270 full list, the DDT breakdown and pentachlorophenol & benzidine peak tailing were evaluated in the DFTPP tune and were found to be in control.
For 8270 BN list, benzidine peak tailing was evaluated in the DFTPP tune and was found to be in control.

Initial Calibration Evaluation (CHEM29/29_SPLIT_0921):
100% of target compounds met criteria.
The following compounds had %RSDs >20%: None.
The following compounds did not meet recommended response factors: 2-Nitrophenol 0.091 (0.1), Hexachlorobenzene 0.084 (0.1)
The following compounds did not meet a minimum response factors: None.

Continuing Calibration Verification (CHEM29/1007_06-29_SPLIT_0921):
Internal standard areas were within 50 to 200% of the initial calibration with the following exceptions: None.
97% of target compounds met criteria.
The following compounds did not meet % deviation criteria: None.
The following compounds did not meet maximum % deviations: None.
The following compounds did not meet recommended response factors: Hexachlorobenzene 0.096 (0.1)
The following compounds did not meet minimum response factors: None.

CHEM36 10/06/20-2 Matt Richard, Chemist 10/06/20

CG91492 (1X), CG91493 (1X), CG91494 (1X), CG91496 (1X), CG91497 (1X)

Initial Calibration Evaluation (CHEM36/36_SPLIT_1004):
100% of target compounds met criteria.
The following compounds had %RSDs >20%: None.
The following compounds did not meet recommended response factors: 2-Nitrophenol 0.071 (0.1), Hexachlorobenzene 0.098 (0.1)
The following compounds did not meet a minimum response factors: None.

Environmental Laboratories, Inc.
587 East Middle Turnpike, P.O.Box 370, Manchester, CT 06045
Tel. (860) 645-1102 Fax (860) 645-0823

ACCREDITED IN ACCORDANCE WITH nelac NY # 11301

RCP Certification Report

October 12, 2020

SDG I.D.: GCG91492

SVOA Narration

Continuing Calibration Verification (CHEM36/1006_23-36_SPLIT_1004):
Internal standard areas were within 50 to 200% of the initial calibration with the following exceptions: None.
100% of target compounds met criteria.
The following compounds did not meet % deviation criteria: None.
The following compounds did not meet maximum % deviations: None.
The following compounds did not meet recommended response factors: 2-Nitrophenol 0.073 (0.1), Hexachlorobenzene 0.099 (0.1)
The following compounds did not meet minimum response factors: None.

QC (Batch Specific):

Batch 548358 (CG91287)

CG91492, CG91493, CG91494, CG91496, CG91497

All LCS recoveries were within 40 - 140 with the following exceptions: None.
All LCSD recoveries were within 40 - 140 with the following exceptions: None.
All LCS/LCSD RPDs were less than 30% with the following exceptions: 2,4-Dinitrophenol(38.1%), Benzoic Acid(31.4%)
Additional 8270 criteria: 20% of compounds can be outside of acceptance criteria as long as recovery is at least 10%. (Acid surrogates acceptance range for aqueous samples: 15-110%, for soils 30-130%)

Batch 548489 (CG91845)

CG91495

All LCS recoveries were within 40 - 140 with the following exceptions: 2,4-Dinitrophenol(29%), 2-Nitroaniline(147%), Benzoic Acid(<10%)
All LCSD recoveries were within 40 - 140 with the following exceptions: 2,4-Dinitrophenol(25%), 2-Nitroaniline(148%), 4-Nitrophenol(<10%), Benzoic Acid(<10%), Bis(2-chloroisopropyl)ether(38%)
All LCS/LCSD RPDs were less than 30% with the following exceptions: None.
This batch consists of a Blank, LCS, LCSD and MS.
Additional 8270 criteria: 20% of compounds can be outside of acceptance criteria as long as recovery is at least 10%. (Acid surrogates acceptance range for aqueous samples: 15-110%, for soils 30-130%)

VOA Narration

PHOENIX
Environmental Laboratories, Inc.
587 East Middle Turnpike, P.O.Box 370, Manchester, CT 06045
Tel. (860) 645-1102 Fax (860) 645-0823

ACCREDITED IN ACCORDANCE WITH nelac NY # 11301

RCP Certification Report

October 12, 2020

SDG I.D.: GCG91492

VOA Narration

Were all QA/QC performance criteria specified in the Reasonable Confidence Protocol documents achieved? No.

QC Batch 548637 (Samples: CG91492, CG91494, CG91495, CG91496, CG91497, CG91500): -----

The QC recoveries for one or more analytes is below the method criteria. A slight low bias is likely. (Acetone, Methyl ethyl ketone)

The LCS and/or the LCSD recovery is above the upper range for one or more analytes that were not reported in the sample(s), therefore no significant bias is suspected. (2-Hexanone)

QC Batch 548637H: -----

The QC recoveries for one or more analytes is below the method criteria. A slight low bias is likely. (Chloroethane, Trichlorofluoromethane)

QC Batch 548639 (Samples: CG91493): -----

The LCS and/or the LCSD recovery is above the upper range for one or more analytes that were not reported in the sample(s), therefore no significant bias is suspected. (Acetone)

Instrument:

CHEM31 10/07/20-1 Jane Li, Chemist 10/07/20

CG91492 (1X), CG91494 (1X), CG91495 (1X), CG91496 (1X), CG91497 (1X), CG91499 (50X), CG91500 (1X)

Initial Calibration Evaluation (CHEM31/VT-L100620):
96% of target compounds met criteria.
The following compounds had %RSDs >20%: Methylene chloride 29% (20%), Naphthalene 21% (20%), trans-1,4-dichloro-2-butene 26% (20%)
The following compounds did not meet Table 4 recommended minimum response factors: Bromoform 0.098 (0.1), Tetrachloroethene 0.168 (0.2)
The following compounds did not meet the minimum response factor of 0.05: None.

Continuing Calibration Verification (CHEM31/1007_02-VT-L100620):
Internal standard areas were within 50 to 200% of the initial calibration with the following exceptions: None.
99% of target compounds met criteria.
The following compounds did not meet % deviation criteria: None.
The following compounds did not meet maximum % deviations: None.
The following compounds did not meet Table 4 recommended minimum response factors: None.

CHEM31 10/07/20-2 Jane Li, Chemist 10/07/20

CG91493 (1X, 50X)

Initial Calibration Evaluation (CHEM31/VT-L100620):
96% of target compounds met criteria.
The following compounds had %RSDs >20%: Methylene chloride 29% (20%), Naphthalene 21% (20%), trans-1,4-dichloro-2-butene 26% (20%)
The following compounds did not meet Table 4 recommended minimum response factors: Bromoform 0.098 (0.1), Tetrachloroethene 0.168 (0.2)
The following compounds did not meet the minimum response factor of 0.05: None.

Environmental Laboratories, Inc.
587 East Middle Turnpike, P.O.Box 370, Manchester, CT 06045
Tel. (860) 645-1102 Fax (860) 645-0823

ACCREDITED IN ACCORDANCE WITH nelac NY # 11301

RCP Certification Report

October 12, 2020

SDG I.D.: GCG91492

VOA Narration

Continuing Calibration Verification (CHEM31/1007_31-VT-L100620):
Internal standard areas were within 50 to 200% of the initial calibration with the following exceptions: None.
100% of target compounds met criteria.
The following compounds did not meet % deviation criteria: None.
The following compounds did not meet maximum % deviations: None.
The following compounds did not meet Table 4 recommended minimum response factors: None.

QC (Batch Specific):

Batch 548637 (CG90344) CHEM31 10/7/2020-1

CG91492(1X), CG91494(1X), CG91495(1X), CG91496(1X), CG91497(1X), CG91500(1X)

All LCS recoveries were within 70 - 130 with the following exceptions: 2-Hexanone(132%), Acetone(148%), Methyl ethyl ketone(139%)
All LCSD recoveries were within 70 - 130 with the following exceptions: Acetone(133%)
All LCS/LCSD RPDs were less than 30% with the following exceptions: None.
Additional 8260 criteria: 10% of LCS/LCSD compounds can be outside of acceptance criteria as long as recovery is 40-160%, 25-160% for Chloroethane-HL and Trichlorofluoromethane-HL.

Batch 548637H (CG90344) CHEM31 10/7/2020-1

CG91499(50X)

All LCS recoveries were within 70 - 130 with the following exceptions: Chloroethane(35%), Trichlorofluoromethane(26%)
All LCSD recoveries were within 70 - 130 with the following exceptions: Chloroethane(33%), Trichlorofluoromethane(25%)
All LCS/LCSD RPDs were less than 30% with the following exceptions: None.
Additional 8260 criteria: 10% of LCS/LCSD compounds can be outside of acceptance criteria as long as recovery is 40-160%, 25-160% for Chloroethane-HL and Trichlorofluoromethane-HL.

QC (Site Specific):

Batch 548639 (CG91493) CHEM31 10/7/2020-2

CG91493(1X)

All LCS recoveries were within 70 - 130 with the following exceptions: Acetone(136%)
All LCSD recoveries were within 70 - 130 with the following exceptions: Acetone(132%)
All LCS/LCSD RPDs were less than 30% with the following exceptions: None.
All MS recoveries were within 70 - 130 with the following exceptions: None.
All MSD recoveries were within 70 - 130 with the following exceptions: None.
All MS/MSD RPDs were less than 30% with the following exceptions: None.
Additional 8260 criteria: 10% of LCS/LCSD compounds can be outside of acceptance criteria as long as recovery is 40-160%, 25-160% for Chloroethane-HL and Trichlorofluoromethane-HL.

Temperature Narration

The samples were received at 10.2C with cooling initiated.
(Note acceptance criteria for relevant matrices is above freezing up to 6°C)

Cooler: Yes ☒ No ☐
Coolant: IPK ☐ ICE ☒ No ☐

PHOENIX
Environmental Laboratories, Inc.

CHAIN OF CUSTODY RECORD

587 East Middle Turnpike, P.O. Box 370, Manchester, CT 06040
Email: info@phoenixlabs.com Fax (860) 645-0823
Client Services (860) 645-8726

Temp 10.2c Pg 1 of 1

Data Delivery/Contact Options:
☐ Fax:
☒ Phone: 508-757-7782 ext 202
☒ Email: psaccente@strategic-es.com

Customer: Strategic Environmental Services Inc.
Address: 362 Putnam Hill Rd
Sutton, MA 01590

Project: Eversource Berlin
Report to: Paul Saccente
Invoice to: accountspayable@strategic-es.com
QUOTE #

Project P.O: 19-0373

This section MUST be completed with Bottle Quantities.

Client Sample - Information - Identification

Sampler's Signature _____ Date: _____

Matrix Code:
DW=Drinking Water **GW**=Ground Water **SW**=Surface Water **WW**=Waste Water
RW=Raw Water **SE**=Sediment **SL**=Sludge **S**=Soil **SD**=Solid **W**=Wipe **OIL**=Oil
B=Bulk **L**=Liquid **X** = _____(Other)

Analysis Request

PHOENIX USE ONLY SAMPLE #	Customer Sample Identification	Sample Matrix	Date Sampled	Time Sampled	CT DEEP ETPH	voc 8260	CT RSR 15 Metals (6010 &7471)	Pesticides (8081)	PCBs Soxhlet 8082	Total Semi-Volatiles 8270	MS/MSD *	GL Amber 8 oz. w/H3PO4	Soil VOA Vials [ ] methanol [ ] H2O	GL Soil container ( ) oz	GL Soil container (8) oz	40 ml VOA Vial [ ] As is [ ] HCl	GL Amber 1000ml [ ] As is [ ] H2SO4	PL As is [ ] 250ml [ ] 500ml [ ] 1000ml	PL H2SO4 [ ] 250ml [ ] 500ml	PL HNO3 250ml	PL NaOH 250ml	Bacteria Bottle w/thio	Bacteria Bottle as is
91492	Wapping Gravel-03	S	10/6/2020		x	x	x	x		x		x				3		2						
91493	Wapping Gravel-04	S	10/6/2020		x	x	x	x		x		x												
91494	Wapping Gravel-05	S	10/6/2020		x	x	x	x		x		x												
91495	Wapping Gravel-06	S	10/6/2020		x	x	x	x		x		x												
91496	Wapping Gravel-07	S	10/6/2020		x	x	x	x		x		x												
91497	Wapping Gravel-08	S	10/6/2020		x	x	x	x		x		x												
91498	Wapping Topsoil							x																
91499	TB HL																							
91500	TB LL																							

Relinquished by:	Accepted by:	Date:	Time:
		10/6	1540

Comments, Special Requirements or Regulations:

*Please run TCLP for any constituents that fail the 20x rule

See Section 202 Chemical properties attachment for more details

**MS/MSD are considered site samples and will be billed as such in accordance with the prices quoted.*

Turnaround Time:
☐ 1 Day*
☐ 2 Days*
☐ 3 Days*
☐ Standard
☐ Other
* SURCHARGE APPLIES

RI
☐ (Residential) Direct Exposure
☐ (Comm/Industrial) Direct Exposure
☐ GA Leachability
☐ GB Leachability
☐ GA-GW Objectives
☐ GB-GW Objectives

CT
■ RCP Cert
☐ GW Protection
☐ SW Protection
☐ GA Mobility
☐ GB Mobility
☐ Residential DEC
☐ I/C DEC
☐ Other

MA
☐ MCP Certification
☐ GW-1 ☐ MWRA eSMART
☐ GW-2 ☐ S-1 10% CALC
☐ GW-3
☐ S-1 GW-1 ☐ S-1 GW-2 ☐ S-1 GW-3
☐ S-2 GW-1 ☐ S-2 GW-2 ☐ S-2 GW-3
☐ S-3 GW-1 ☐ S-3 GW-2 ☐ S-3 GW-3
☐ SW Protection

State where samples were collected: CT

Data Format
■ Excel
■ PDF
☐ GIS/Key
☐ EQuIS
☐ Other

Data Package
☐ Tier II Checklist
☐ Full Data Package*
☐ Phoenix Std Report
☐ Other

* SURCHARGE APPLIES

The Connecticut Light and Power Company
d/b/a Eversource Energy
Docket No. 26-05-10
Date Issued September 29, 2026
RSR-032 Attachment 141
Page 304 of 578

Sarah Bell

From: Alisa Seeley <aseeley@strategic-es.com>
Sent: Wednesday, October 07, 2020 7:36 AM
To: Sarah Bell
Subject: RE: Phoenix Labs - GCG91492, EVERSOURCE BERLIN - COC Acknowledgement

Yes thanks! I was told I could get a one day TAT from Rebecca.

Alisa Seeley

Waste Disposal Coordinator – Technical Services Associate
Strategic Environmental Services, Inc.
27 Kreiger Lane – Unit 10
Glastonbury, CT 06033
Office phone: 860-266-2616 ext. 200
Cell: 860-462-3867

Corporate Office:
362 Putnam Hill Road
Sutton, MA 01590
Office: Toll Free: 844-209-9857
Alternate: 508-757-7782
Fax: 508-363-2346

Privileged and confidential. If received in error, please notify me by e-mail and delete the message.
please consider the environment before printing this message

From: Sarah Bell <sarah@phoenixlabs.com>
Sent: Wednesday, October 7, 2020 7:24 AM
To: Alisa Seeley <aseeley@strategic-es.com>
Subject: RE: Phoenix Labs - GCG91492, EVERSOURCE BERLIN - COC Acknowledgement

I tried calling you yesterday
I assume you got what you needed. Checking on the TAT

*Note: I am currently working remotely. You may call me directly at my cell number below or email
Sarah Bell
Project Manager
Phoenix Environmental Laboratories
587 East Middle Turnpike
Sarah@phoenixlabs.com
(C)860-558-0726
Website: https://link.edgepilot.com/s/a11b7c50/aI2eOxya20aFeSxsNDboNw?u=http://www.phoenixlabs.com/

From: Alisa Seeley [mailto:aseeley@strategic-es.com]
Sent: Wednesday, October 07, 2020 7:13 AM
To: Sarah Bell
Subject: FW: Phoenix Labs - GCG91492, EVERSOURCE BERLIN - COC Acknowledgement
Importance: High

Hello-

Can you please be sure this is done for a one day turn? I forgot to put on the chain.

Thanks

Alisa Seeley

Waste Disposal Coordinator – Technical Services Associate

Strategic Environmental Services, Inc.
27 Kreiger Lane – Unit 10
Glastonbury, CT 06033
Office phone: 860-266-2616 ext. 200
Cell: 860-462-3867

Corporate Office:
362 Putnam Hill Road
Sutton, MA 01590
Office: Toll Free: 844-209-9857
Alternate: 508-757-7782
Fax: 508-363-2346





Privileged and confidential. If received in error, please notify me by e-mail and delete the message.
please consider the environment before printing this message

From: clientservices@phoenixlabs.com <clientservices@phoenixlabs.com>
Sent: Tuesday, October 6, 2020 7:32 PM
To: Alisa Seeley <aseeley@strategic-es.com>
Subject: Phoenix Labs - GCG91492, EVERSOURCE BERLIN - COC Acknowledgement

This is an automated sample acknowledgement.

If you were issued a Phoenix Price Quote # for this SDG and it was not listed on the chain, please email client services with the quote number so we can ensure proper invoicing. If no quote was issued, no further action is required.

Purchase Order#:19-0373

GCG91492 Criteria:
None.

Please email client services only if you require criteria different than what is listed.

Delivery group GCG91492 (EVERSOURCE BERLIN) has been logged in for the following samples:

Phoenix Id	Client Id
CG91492	WAPPING GRAVEL-03
CG91493	WAPPING GRAVEL-04
CG91494	WAPPING GRAVEL-05
CG91495	WAPPING GRAVEL-06
CG91496	WAPPING GRAVEL-07
CG91497	WAPPING GRAVEL-08
CG91498	WAPPING TOPSOIL
CG91499	TB HL
CG91500	TB LL

The samples were received at 10.2C with cooling initiated. (Note acceptance criteria for relevant matrices is above freezing up to 6�C)

If there are any questions regarding this submittal, please call Phoenix Client Services at extension 200.

Thank you for your business,

Phoenix Environmental Laboratories, Inc.
587 East Middle Turnpike
P.O. Box 370
Manchester, CT 06374
Tel. (860) 645-1102
Fax. (860) 645-0823
https://link.edgepilot.com/s/2124558a/c8vsjAjwZ0y5iuaqHhBACQ?u=http://www.phoenixlabs.com/

Please do not reply to this email.
cc'd:psaccente@strategic-es.com;aseeley@strategic-es.com

Appendix B

Waste Disposal Documentation

SES Waste Disposal Pre-Characterization Plan

STRATEGIC
ENVIRONMENTAL SERVICES

November 18, 2020

Jeff Willson
Weston and Sampson
273 Dividend Road
Rocky Hill, CT 06067

RE: Pre-Characterization Sampling Plan for Simsbury Area Work Center, 34 Hopmeadow Street, Simsbury, CT

SES Project No. 20-

Dear Mr. Willson,

Strategic Environmental Services, Inc. (SES) has prepared this letter for Weston and Sampson (Engineer) and Eversource (Client) to outline soil sampling and pre-characterization of soil associated with the project located at 34 Hopmeadow Street, Simsbury, CT. The purpose of this pre-characterization is to determine the contamination profile of soils within the project excavation area in order to determine suitable disposal facilities prior to their excavation. This would allow soils to be "live loaded" for disposal, which is necessary due to a lack of stockpiling locations within the project limits.

Background

Previous investigations conducted by Weston and Sampson have identified an area located on the property with impacted soils. These areas have been designated as AOPEC-4. The two main constituents of concern are ETPH and PCB's.

Sampling Plan

The project consists of excavations of two proposed areas of concern previously identified by Weston and Sampson. Previous site assessments indicate ETPH impacts along an asphalt loading dock area on the North side of the property. This area has the approximate dimensions of 200 feet long by 15 feet wide and runs in an Easterly direction from the concrete loading dock. SES has designated this area as **Area A**. (Figure 1). The second area is located in the Northeast corner of AOPEC 4 and extends to the north. This area is defined as approximately 30' long x 15'wide. SES has designated this area as **Area B**. (Figure 1). All excavations in both Area A and Area B have a presumed terminal excavation depth of 5'BGS.

The sampling plan consists of test pitting 6 locations to a terminal depth of 5' BGS. A grab sample will be collected from each test pit at the following depth intervals:

- 0'-2' BGS
- 2'-4' BGS
- 4-5' BGS

Area A will be divided into two equidistant plots shown on figure 1 as Plot 4A-1 and Plot 4A-2. SES will test pit 2 locations within each plot of Area A. Grab samples from each test pit within the plots will be composited into a single sample.

SES will test pit two locations in Area B. Grab samples from each test pit within Area B will be composited into a single sample.

SES has designated two facilities for use for this project. ETPH soils from Area A will be transported and disposed of at Clean Earth of Plainville. PCB soils from Area B will be transported to US Ecology Wayne Disposal.

As the sampling requirements vary for each facility, SES has developed a sampling plan to meet or exceed these requirements. SES has developed a table that defines the quantity of soil expected for each excavated cell of the project and combined like soils for pre-characterization. Each composite sample will consist of 6 grab samples at varying depths of excavation to encompass the entire areas.

Table 1: Sample ID, Grab Sample Quantity, and Tonnage Allotment per Sample, Proposed Receiving Facility

Sample ID	Total Grab Samples Per Composite	Tonnage Allotment Per sample	Proposed Receiving Facility
AOPEC-4A-1	6	250	Clean Earth of Plainville
AOPEC-4A-2	6	250	Clean Earth of Plainville
AOPEC-4B-1	6	N/A	US Ecology Wayne Disposal

Each composite sample will be analyzed for the following constituents:

	RCRA 8 Total and TCLP Metals	CT ETPH	Total and TCLP Volatiles (8260)	Total and TCLP Semi-Volatiles (8270)	Total Pesticides (8081)	Total Herbicides (8151)	Total PCBS's (8082)	Ignitability (1030)	Reactive Cyanide (7.3.4.2)	Corrosivity (9045)	Paint Filter (9095b)
All Samples	X	X	X	X	X	X	X	X	X	X	X

The collected analysis, this sampling plan, and associated figures will be submitted along with waste profiles to both designated facilities for acceptance.

Sincerely,

Paul Saccente

Figure 1: Site Map

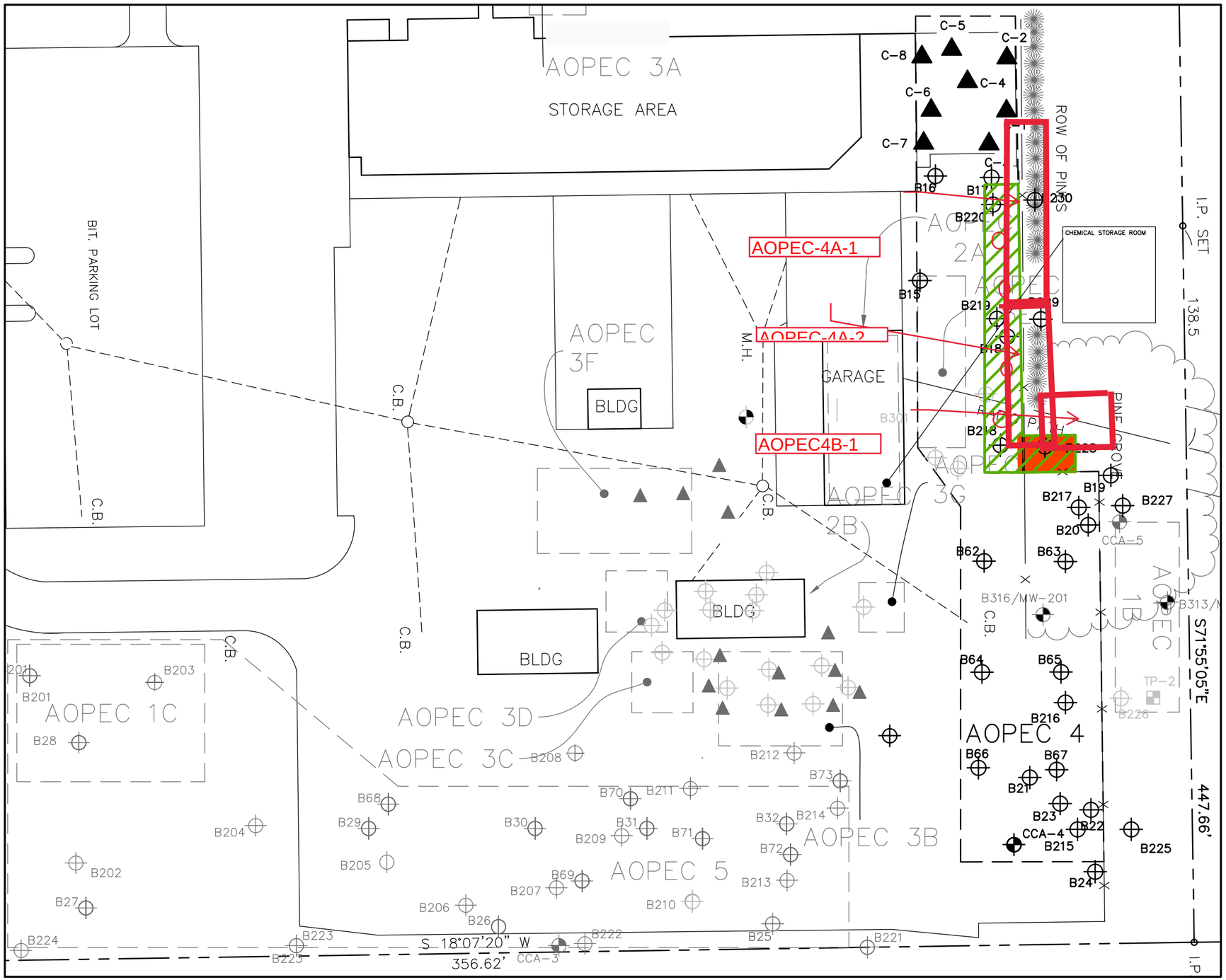

N

SCALE: 1"=60'

0 60' 120'

LEGEND

- BORING/MONITORING WELL LOCATION
- CONCRETE CORE–BORE SAMPLE LOCATION
- BORING LOCATION
- ETPH REMOVAL AREA (PROPOSED)
- PCB REMOVAL AREA (PROPOSED)

FIGURE 12
AOPEC-4

EVERSOURCE ENERGY
SIMSBURY AREA WORK CENTER
SIMSBURY, CT
SOIL SAMPLE LOCATION PLAN

JUNE 2017 SCALE: AS SHOWN

Weston & Sampson℠

SES Disposal Pre-Characterization Samples

Analytical Data

PHOENIX

Environmental Laboratories, Inc.
587 East Middle Turnpike, P.O.Box 370, Manchester, CT 06045
Tel. (860) 645-1102 Fax (860) 645-0823

Analysis Report

November 24, 2020

FOR: Attn: Paul Saccente
Strategic Environmental Services, Inc.
362 Putnam Hill Rd.
Sutton, MA 01590

Sample Information		Custody Information		Date	Time
Matrix:	SOIL	Collected by:		11/19/20	12:30
Location Code:	STRATEGIC	Received by:	SW	11/19/20	16:22
Rush Request:	72 Hour	Analyzed by:	see "By" below		
P.O.#:	20-0329				

Laboratory Data

SDG ID: GCH17879
Phoenix ID: CH17879

Project ID: EVERSOURCE SIMSBURY
Client ID: AOPEC-4A-1

Parameter	Result	RL/ PQL	Units	Dilution	Date/Time	By	Reference
Silver	< 0.35	0.35	mg/Kg	1	11/20/20	TH	SW6010D
Arsenic	1.13	0.70	mg/Kg	1	11/20/20	TH	SW6010D
Barium	25.1	0.35	mg/Kg	1	11/20/20	TH	SW6010D
Cadmium	0.58	0.35	mg/Kg	1	11/20/20	TH	SW6010D
Chromium	8.06	0.35	mg/Kg	1	11/20/20	TH	SW6010D
Mercury	< 0.03	0.03	mg/Kg	2	11/20/20	RS	SW7471B
Lead	12.8	0.35	mg/Kg	1	11/20/20	TH	SW6010D
Selenium	< 1.4	1.4	mg/Kg	1	11/20/20	TH	SW6010D
TCLP Silver	< 0.10	0.10	mg/L	1	11/21/20	CPP	SW846 1311/6010
TCLP Arsenic	< 0.10	0.10	mg/L	1	11/20/20	CPP	SW846 1311/6010
TCLP Barium	0.20	0.10	mg/L	1	11/20/20	CPP	SW846 1311/6010
TCLP Cadmium	< 0.050	0.050	mg/L	1	11/20/20	CPP	SW846 1311/6010
TCLP Chromium	< 0.10	0.10	mg/L	1	11/20/20	CPP	SW846 1311/6010
TCLP Mercury	< 0.0002	0.0002	mg/L	1	11/20/20	RS	SW846 1311/7470
TCLP Lead	< 0.10	0.10	mg/L	1	11/20/20	CPP	SW846 1311/6010
TCLP Selenium	< 0.10	0.10	mg/L	1	11/20/20	CPP	SW846 1311/6010D
TCLP Metals Digestion	Completed				11/20/20	ARW/VT	SW3010A
Percent Solid	95		%		11/19/20	CAJ	SW846-%Solid
Corrosivity	Negative		Pos/Neg	1	11/19/20	AP	SW846-Corr
pH at 25C - Soil	6.92	1.00	pH Units	1	11/19/20 22:23	AP	SW846 9045D
Total Cyanide (SW9010C Distill.)	< 0.48	0.48	mg/Kg	1	11/20/20	LS	SW9012B
Soil Extraction for PCB	Completed				11/19/20	K/AT	SW3545A
Soil Extraction for Pesticide	Completed				11/19/20	K/AT	SW3545A
Mercury Digestion	Completed				11/20/20	ARW/VT	SW7471B
Extraction of CT ETPH	Completed				11/19/20	K/M	SW3546
Soil Extraction for SVOA	Completed				11/20/20	R/AT	SW3546
Paint Filter Test	Passed		PASS/FAIL		11/19/20	B	SW9095B
Soil Extraction for Herbicide	Completed				11/19/20	Z/D	SW3550C

Project ID: EVERSOURCE SIMSBURY
Client ID: AOPEC-4A-1

Phoenix I.D.: CH17879

Parameter	Result	RL/ PQL	Units	Dilution	Date/Time	By	Reference	
TCLP Digestion Mercury	Completed				11/20/20	ARW/VT	SW7470A	
TCLP Extraction for Metals	Completed				11/19/20	ARW	SW1311	
TCLP Extraction for Organics	Completed				11/19/20	ARW	SW1311	
TCLP Semi-Volatile Extraction	Completed				11/20/20	C/N	SW3510C	
TCLP Extraction Volatiles	Completed				11/19/20	CAJ	SW1311	
Total Metals Digest	Completed				11/19/20	B/AG/B F	SW3050B	
Ignitability	Pending						SW1030	C
Chlorinated Herbicides								
2,4,5-T	ND	87	ug/Kg	10	11/20/20	JRB	SW8151A	
2,4,5-TP (Silvex)	ND	87	ug/Kg	10	11/20/20	JRB	SW8151A	
2,4-D	ND	170	ug/Kg	10	11/20/20	JRB	SW8151A	
2,4-DB	ND	1700	ug/Kg	10	11/20/20	JRB	SW8151A	
Dalapon	ND	87	ug/Kg	10	11/20/20	JRB	SW8151A	
Dicamba	ND	87	ug/Kg	10	11/20/20	JRB	SW8151A	
Dichloroprop	ND	170	ug/Kg	10	11/20/20	JRB	SW8151A	
Dinoseb	ND	170	ug/Kg	10	11/20/20	JRB	SW8151A	
QA/QC Surrogates								
% DCAA	53		%	10	11/20/20	JRB	30 - 150 %	
% DCAA (Confirmation)	63		%	10	11/20/20	JRB	30 - 150 %	
TPH by GC (Extractable Products)								
Ext. Petroleum H.C. (C9-C36)	290	87	mg/Kg	1	11/24/20	JRB	CTETPH 8015D	
Identification	**		mg/Kg	1	11/24/20	JRB	CTETPH 8015D	
QA/QC Surrogates								
% n-Pentacosane	64		%	1	11/24/20	JRB	50 - 150 %	
Polychlorinated Biphenyls								
PCB-1016	ND	350	ug/Kg	10	11/20/20	SC	SW8082A	
PCB-1221	ND	350	ug/Kg	10	11/20/20	SC	SW8082A	
PCB-1232	ND	350	ug/Kg	10	11/20/20	SC	SW8082A	
PCB-1242	ND	350	ug/Kg	10	11/20/20	SC	SW8082A	
PCB-1248	ND	350	ug/Kg	10	11/20/20	SC	SW8082A	
PCB-1254	ND	350	ug/Kg	10	11/20/20	SC	SW8082A	
PCB-1260	ND	350	ug/Kg	10	11/20/20	SC	SW8082A	
PCB-1262	ND	350	ug/Kg	10	11/20/20	SC	SW8082A	
PCB-1268	ND	350	ug/Kg	10	11/20/20	SC	SW8082A	
QA/QC Surrogates								
% DCBP	58		%	10	11/20/20	SC	30 - 150 %	
% DCBP (Confirmation)	61		%	10	11/20/20	SC	30 - 150 %	
% TCMX	55		%	10	11/20/20	SC	30 - 150 %	
% TCMX (Confirmation)	54		%	10	11/20/20	SC	30 - 150 %	
Pesticides								
4,4' -DDD	ND	6.9	ug/Kg	2	11/20/20	CG	SW8081B	
4,4' -DDE	ND	6.9	ug/Kg	2	11/20/20	CG	SW8081B	
4,4' -DDT	ND	6.9	ug/Kg	2	11/20/20	CG	SW8081B	
a-BHC	ND	6.9	ug/Kg	2	11/20/20	CG	SW8081B	
Alachlor	ND	6.9	ug/Kg	2	11/20/20	CG	SW8081B	
Aldrin	ND	3.5	ug/Kg	2	11/20/20	CG	SW8081B	

Project ID: EVERSOURCE SIMSBURY
Client ID: AOPEC-4A-1

Phoenix I.D.: CH17879

Parameter	Result	RL/ PQL	Units	Dilution	Date/Time	By	Reference
b-BHC	ND	6.9	ug/Kg	2	11/20/20	CG	SW8081B
Chlordane	ND	35	ug/Kg	2	11/20/20	CG	SW8081B
d-BHC	ND	6.9	ug/Kg	2	11/20/20	CG	SW8081B
Dieldrin	ND	3.5	ug/Kg	2	11/20/20	CG	SW8081B
Endosulfan I	ND	6.9	ug/Kg	2	11/20/20	CG	SW8081B
Endosulfan II	ND	6.9	ug/Kg	2	11/20/20	CG	SW8081B
Endosulfan sulfate	ND	6.9	ug/Kg	2	11/20/20	CG	SW8081B
Endrin	ND	6.9	ug/Kg	2	11/20/20	CG	SW8081B
Endrin aldehyde	ND	6.9	ug/Kg	2	11/20/20	CG	SW8081B
Endrin ketone	ND	6.9	ug/Kg	2	11/20/20	CG	SW8081B
g-BHC	ND	1.4	ug/Kg	2	11/20/20	CG	SW8081B
Heptachlor	ND	6.9	ug/Kg	2	11/20/20	CG	SW8081B
Heptachlor epoxide	ND	6.9	ug/Kg	2	11/20/20	CG	SW8081B
Methoxychlor	ND	35	ug/Kg	2	11/20/20	CG	SW8081B
Toxaphene	ND	140	ug/Kg	2	11/20/20	CG	SW8081B
QA/QC Surrogates							
% DCBP	50		%	2	11/20/20	CG	30 - 150 %
% DCBP (Confirmation)	48		%	2	11/20/20	CG	30 - 150 %
% TCMX	44		%	2	11/20/20	CG	30 - 150 %
% TCMX (Confirmation)	41		%	2	11/20/20	CG	30 - 150 %
Volatiles							
1,1,1,2-Tetrachloroethane	ND	6.1	ug/Kg	1	11/20/20	JLI	SW8260C
1,1,1-Trichloroethane	ND	6.1	ug/Kg	1	11/20/20	JLI	SW8260C
1,1,2,2-Tetrachloroethane	ND	3.7	ug/Kg	1	11/20/20	JLI	SW8260C
1,1,2-Trichloroethane	ND	6.1	ug/Kg	1	11/20/20	JLI	SW8260C
1,1-Dichloroethane	ND	6.1	ug/Kg	1	11/20/20	JLI	SW8260C
1,1-Dichloroethene	ND	6.1	ug/Kg	1	11/20/20	JLI	SW8260C
1,1-Dichloropropene	ND	6.1	ug/Kg	1	11/20/20	JLI	SW8260C
1,2,3-Trichlorobenzene	ND	6.1	ug/Kg	1	11/20/20	JLI	SW8260C
1,2,3-Trichloropropane	ND	6.1	ug/Kg	1	11/20/20	JLI	SW8260C
1,2,4-Trichlorobenzene	ND	6.1	ug/Kg	1	11/20/20	JLI	SW8260C
1,2,4-Trimethylbenzene	ND	6.1	ug/Kg	1	11/20/20	JLI	SW8260C
1,2-Dibromo-3-chloropropane	ND	6.1	ug/Kg	1	11/20/20	JLI	SW8260C
1,2-Dibromoethane	ND	6.1	ug/Kg	1	11/20/20	JLI	SW8260C
1,2-Dichlorobenzene	ND	6.1	ug/Kg	1	11/20/20	JLI	SW8260C
1,2-Dichloroethane	ND	6.1	ug/Kg	1	11/20/20	JLI	SW8260C
1,2-Dichloropropane	ND	6.1	ug/Kg	1	11/20/20	JLI	SW8260C
1,3,5-Trimethylbenzene	ND	6.1	ug/Kg	1	11/20/20	JLI	SW8260C
1,3-Dichlorobenzene	ND	6.1	ug/Kg	1	11/20/20	JLI	SW8260C
1,3-Dichloropropane	ND	6.1	ug/Kg	1	11/20/20	JLI	SW8260C
1,4-Dichlorobenzene	ND	6.1	ug/Kg	1	11/20/20	JLI	SW8260C
2,2-Dichloropropane	ND	6.1	ug/Kg	1	11/20/20	JLI	SW8260C
2-Chlorotoluene	ND	6.1	ug/Kg	1	11/20/20	JLI	SW8260C
2-Hexanone	ND	31	ug/Kg	1	11/20/20	JLI	SW8260C
2-Isopropyltoluene	ND	6.1	ug/Kg	1	11/20/20	JLI	SW8260C
4-Chlorotoluene	ND	6.1	ug/Kg	1	11/20/20	JLI	SW8260C
4-Methyl-2-pentanone	ND	31	ug/Kg	1	11/20/20	JLI	SW8260C
Acetone	ND	310	ug/Kg	1	11/20/20	JLI	SW8260C
Acrylonitrile	ND	6.1	ug/Kg	1	11/20/20	JLI	SW8260C

Project ID: EVERSOURCE SIMSBURY
Client ID: AOPEC-4A-1

Phoenix I.D.: CH17879

Parameter	Result	RL/ PQL	Units	Dilution	Date/Time	By	Reference
Benzene	ND	6.1	ug/Kg	1	11/20/20	JLI	SW8260C
Bromobenzene	ND	6.1	ug/Kg	1	11/20/20	JLI	SW8260C
Bromochloromethane	ND	6.1	ug/Kg	1	11/20/20	JLI	SW8260C
Bromodichloromethane	ND	6.1	ug/Kg	1	11/20/20	JLI	SW8260C
Bromoform	ND	6.1	ug/Kg	1	11/20/20	JLI	SW8260C
Bromomethane	ND	6.1	ug/Kg	1	11/20/20	JLI	SW8260C
Carbon Disulfide	ND	6.1	ug/Kg	1	11/20/20	JLI	SW8260C
Carbon tetrachloride	ND	6.1	ug/Kg	1	11/20/20	JLI	SW8260C
Chlorobenzene	ND	6.1	ug/Kg	1	11/20/20	JLI	SW8260C
Chloroethane	ND	6.1	ug/Kg	1	11/20/20	JLI	SW8260C
Chloroform	ND	6.1	ug/Kg	1	11/20/20	JLI	SW8260C
Chloromethane	ND	6.1	ug/Kg	1	11/20/20	JLI	SW8260C
cis-1,2-Dichloroethene	ND	6.1	ug/Kg	1	11/20/20	JLI	SW8260C
cis-1,3-Dichloropropene	ND	6.1	ug/Kg	1	11/20/20	JLI	SW8260C
Dibromochloromethane	ND	3.7	ug/Kg	1	11/20/20	JLI	SW8260C
Dibromomethane	ND	6.1	ug/Kg	1	11/20/20	JLI	SW8260C
Dichlorodifluoromethane	ND	6.1	ug/Kg	1	11/20/20	JLI	SW8260C
Ethylbenzene	ND	6.1	ug/Kg	1	11/20/20	JLI	SW8260C
Hexachlorobutadiene	ND	6.1	ug/Kg	1	11/20/20	JLI	SW8260C
Isopropylbenzene	ND	6.1	ug/Kg	1	11/20/20	JLI	SW8260C
m&p-Xylene	ND	6.1	ug/Kg	1	11/20/20	JLI	SW8260C
Methyl Ethyl Ketone	ND	37	ug/Kg	1	11/20/20	JLI	SW8260C
Methyl t-butyl ether (MTBE)	ND	12	ug/Kg	1	11/20/20	JLI	SW8260C
Methylene chloride	ND	12	ug/Kg	1	11/20/20	JLI	SW8260C
Naphthalene	ND	6.1	ug/Kg	1	11/20/20	JLI	SW8260C
n-Butylbenzene	ND	6.1	ug/Kg	1	11/20/20	JLI	SW8260C
n-Propylbenzene	ND	6.1	ug/Kg	1	11/20/20	JLI	SW8260C
o-Xylene	ND	6.1	ug/Kg	1	11/20/20	JLI	SW8260C
p-Isopropyltoluene	ND	6.1	ug/Kg	1	11/20/20	JLI	SW8260C
sec-Butylbenzene	ND	6.1	ug/Kg	1	11/20/20	JLI	SW8260C
Styrene	ND	6.1	ug/Kg	1	11/20/20	JLI	SW8260C
tert-Butylbenzene	ND	6.1	ug/Kg	1	11/20/20	JLI	SW8260C
Tetrachloroethene	ND	6.1	ug/Kg	1	11/20/20	JLI	SW8260C
Tetrahydrofuran (THF)	ND	12	ug/Kg	1	11/20/20	JLI	SW8260C
Toluene	ND	6.1	ug/Kg	1	11/20/20	JLI	SW8260C
Total Xylenes	ND	6.1	ug/Kg	1	11/20/20	JLI	SW8260C
trans-1,2-Dichloroethene	ND	6.1	ug/Kg	1	11/20/20	JLI	SW8260C
trans-1,3-Dichloropropene	ND	6.1	ug/Kg	1	11/20/20	JLI	SW8260C
trans-1,4-dichloro-2-butene	ND	12	ug/Kg	1	11/20/20	JLI	SW8260C
Trichloroethene	ND	6.1	ug/Kg	1	11/20/20	JLI	SW8260C
Trichlorofluoromethane	ND	6.1	ug/Kg	1	11/20/20	JLI	SW8260C
Trichlorotrifluoroethane	ND	12	ug/Kg	1	11/20/20	JLI	SW8260C
Vinyl chloride	ND	6.1	ug/Kg	1	11/20/20	JLI	SW8260C
QA/QC Surrogates							
% 1,2-dichlorobenzene-d4	96		%	1	11/20/20	JLI	70 - 130 %
% Bromofluorobenzene	83		%	1	11/20/20	JLI	70 - 130 %
% Dibromofluoromethane	103		%	1	11/20/20	JLI	70 - 130 %
% Toluene-d8	87		%	1	11/20/20	JLI	70 - 130 %

Project ID: EVERSOURCE SIMSBURY
Client ID: AOPEC-4A-1

Phoenix I.D.: CH17879

Parameter	Result	RL/ PQL	Units	Dilution	Date/Time	By	Reference
TCLP Volatiles							
1,1-Dichloroethene	ND	50	ug/L	10	11/20/20	HM	SW846 1311/8260
1,2-Dichloroethane	ND	50	ug/L	10	11/20/20	HM	SW846 1311/8260
Benzene	ND	50	ug/L	10	11/20/20	HM	SW846 1311/8260
Carbon tetrachloride	ND	50	ug/L	10	11/20/20	HM	SW846 1311/8260
Chlorobenzene	ND	50	ug/L	10	11/20/20	HM	SW846 1311/8260
Chloroform	ND	50	ug/L	10	11/20/20	HM	SW846 1311/8260
Methyl ethyl ketone	ND	50	ug/L	10	11/20/20	HM	SW846 1311/8260
Tetrachloroethene	ND	50	ug/L	10	11/20/20	HM	SW846 1311/8260
Trichloroethene	ND	50	ug/L	10	11/20/20	HM	SW846 1311/8260
Vinyl chloride	ND	50	ug/L	10	11/20/20	HM	SW846 1311/8260
QA/QC Surrogates							
% 1,2-dichlorobenzene-d4 (10x)	100		%	10	11/20/20	HM	70 - 130 %
% Bromofluorobenzene (10x)	92		%	10	11/20/20	HM	70 - 130 %
% Dibromofluoromethane (10x)	92		%	10	11/20/20	HM	70 - 130 %
% Toluene-d8 (10x)	99		%	10	11/20/20	HM	70 - 130 %
Semivolatiles							
1,2,4,5-Tetrachlorobenzene	ND	2000	ug/Kg	1	11/21/20	WB	SW8270D
1,2,4-Trichlorobenzene	ND	2000	ug/Kg	1	11/21/20	WB	SW8270D
1,2-Dichlorobenzene	ND	2000	ug/Kg	1	11/21/20	WB	SW8270D
1,2-Diphenylhydrazine	ND	2900	ug/Kg	1	11/21/20	WB	SW8270D
1,3-Dichlorobenzene	ND	2000	ug/Kg	1	11/21/20	WB	SW8270D
1,4-Dichlorobenzene	ND	2000	ug/Kg	1	11/21/20	WB	SW8270D
2,4,5-Trichlorophenol	ND	2000	ug/Kg	1	11/21/20	WB	SW8270D
2,4,6-Trichlorophenol	ND	2000	ug/Kg	1	11/21/20	WB	SW8270D
2,4-Dichlorophenol	ND	2000	ug/Kg	1	11/21/20	WB	SW8270D
2,4-Dimethylphenol	ND	2000	ug/Kg	1	11/21/20	WB	SW8270D
2,4-Dinitrophenol	ND	2900	ug/Kg	1	11/21/20	WB	SW8270D
2,4-Dinitrotoluene	ND	2000	ug/Kg	1	11/21/20	WB	SW8270D
2,6-Dinitrotoluene	ND	2000	ug/Kg	1	11/21/20	WB	SW8270D
2-Chloronaphthalene	ND	2000	ug/Kg	1	11/21/20	WB	SW8270D
2-Chlorophenol	ND	2000	ug/Kg	1	11/21/20	WB	SW8270D
2-Methylnaphthalene	ND	2000	ug/Kg	1	11/21/20	WB	SW8270D
2-Methylphenol (o-cresol)	ND	2000	ug/Kg	1	11/21/20	WB	SW8270D
2-Nitroaniline	ND	2900	ug/Kg	1	11/21/20	WB	SW8270D
2-Nitrophenol	ND	2000	ug/Kg	1	11/21/20	WB	SW8270D
3&4-Methylphenol (m&p-cresol)	ND	2900	ug/Kg	1	11/21/20	WB	SW8270D
3,3'-Dichlorobenzidine	ND	2000	ug/Kg	1	11/21/20	WB	SW8270D
3-Nitroaniline	ND	2900	ug/Kg	1	11/21/20	WB	SW8270D
4,6-Dinitro-2-methylphenol	ND	2900	ug/Kg	1	11/21/20	WB	SW8270D
4-Bromophenyl phenyl ether	ND	2900	ug/Kg	1	11/21/20	WB	SW8270D
4-Chloro-3-methylphenol	ND	2000	ug/Kg	1	11/21/20	WB	SW8270D
4-Chloroaniline	ND	2000	ug/Kg	1	11/21/20	WB	SW8270D
4-Chlorophenyl phenyl ether	ND	2000	ug/Kg	1	11/21/20	WB	SW8270D
4-Nitroaniline	ND	4700	ug/Kg	1	11/21/20	WB	SW8270D
4-Nitrophenol	ND	2000	ug/Kg	1	11/21/20	WB	SW8270D
Acenaphthene	ND	2000	ug/Kg	1	11/21/20	WB	SW8270D
Acenaphthylene	ND	2000	ug/Kg	1	11/21/20	WB	SW8270D

Project ID: EVERSOURCE SIMSBURY
Client ID: AOPEC-4A-1

Phoenix I.D.: CH17879

Parameter	Result	RL/ PQL	Units	Dilution	Date/Time	By	Reference
Acetophenone	ND	2000	ug/Kg	1	11/21/20	WB	SW8270D
Aniline	ND	2900	ug/Kg	1	11/21/20	WB	SW8270D
Anthracene	ND	2000	ug/Kg	1	11/21/20	WB	SW8270D
Benz(a)anthracene	ND	2000	ug/Kg	1	11/21/20	WB	SW8270D
Benzidine	ND	2000	ug/Kg	1	11/21/20	WB	SW8270D
Benzo(a)pyrene	ND	2000	ug/Kg	1	11/21/20	WB	SW8270D
Benzo(b)fluoranthene	ND	2000	ug/Kg	1	11/21/20	WB	SW8270D
Benzo(ghi)perylene	ND	2000	ug/Kg	1	11/21/20	WB	SW8270D
Benzo(k)fluoranthene	ND	2000	ug/Kg	1	11/21/20	WB	SW8270D
Benzoic acid	ND	5800	ug/Kg	1	11/21/20	WB	SW8270D
Benzyl butyl phthalate	ND	2000	ug/Kg	1	11/21/20	WB	SW8270D
Bis(2-chloroethoxy)methane	ND	2000	ug/Kg	1	11/21/20	WB	SW8270D
Bis(2-chloroethyl)ether	ND	2900	ug/Kg	1	11/21/20	WB	SW8270D
Bis(2-chloroisopropyl)ether	ND	2000	ug/Kg	1	11/21/20	WB	SW8270D
Bis(2-ethylhexyl)phthalate	ND	2000	ug/Kg	1	11/21/20	WB	SW8270D
Carbazole	ND	2900	ug/Kg	1	11/21/20	WB	SW8270D
Chrysene	ND	2000	ug/Kg	1	11/21/20	WB	SW8270D
Dibenz(a,h)anthracene	ND	2000	ug/Kg	1	11/21/20	WB	SW8270D
Dibenzofuran	ND	2000	ug/Kg	1	11/21/20	WB	SW8270D
Diethyl phthalate	ND	2000	ug/Kg	1	11/21/20	WB	SW8270D
Dimethylphthalate	ND	2000	ug/Kg	1	11/21/20	WB	SW8270D
Di-n-butylphthalate	ND	2900	ug/Kg	1	11/21/20	WB	SW8270D
Di-n-octylphthalate	ND	2000	ug/Kg	1	11/21/20	WB	SW8270D
Fluoranthene	ND	2000	ug/Kg	1	11/21/20	WB	SW8270D
Fluorene	ND	2000	ug/Kg	1	11/21/20	WB	SW8270D
Hexachlorobenzene	ND	2000	ug/Kg	1	11/21/20	WB	SW8270D
Hexachlorobutadiene	ND	2000	ug/Kg	1	11/21/20	WB	SW8270D
Hexachlorocyclopentadiene	ND	2000	ug/Kg	1	11/21/20	WB	SW8270D
Hexachloroethane	ND	2000	ug/Kg	1	11/21/20	WB	SW8270D
Indeno(1,2,3-cd)pyrene	ND	2000	ug/Kg	1	11/21/20	WB	SW8270D
Isophorone	ND	2000	ug/Kg	1	11/21/20	WB	SW8270D
Naphthalene	ND	2000	ug/Kg	1	11/21/20	WB	SW8270D
Nitrobenzene	ND	2000	ug/Kg	1	11/21/20	WB	SW8270D
N-Nitrosodimethylamine	ND	2900	ug/Kg	1	11/21/20	WB	SW8270D
N-Nitrosodi-n-propylamine	ND	2000	ug/Kg	1	11/21/20	WB	SW8270D
N-Nitrosodiphenylamine	ND	2900	ug/Kg	1	11/21/20	WB	SW8270D
Pentachloronitrobenzene	ND	2900	ug/Kg	1	11/21/20	WB	SW8270D
Pentachlorophenol	ND	2900	ug/Kg	1	11/21/20	WB	SW8270D
Phenanthrene	ND	2000	ug/Kg	1	11/21/20	WB	SW8270D
Phenol	ND	2000	ug/Kg	1	11/21/20	WB	SW8270D
Pyrene	ND	2000	ug/Kg	1	11/21/20	WB	SW8270D
Pyridine	ND	2900	ug/Kg	1	11/21/20	WB	SW8270D
QA/QC Surrogates							
% 2,4,6-Tribromophenol	70		%	1	11/21/20	WB	30 - 130 %
% 2-Fluorobiphenyl	70		%	1	11/21/20	WB	30 - 130 %
% 2-Fluorophenol	69		%	1	11/21/20	WB	30 - 130 %
% Nitrobenzene-d5	65		%	1	11/21/20	WB	30 - 130 %
% Phenol-d5	71		%	1	11/21/20	WB	30 - 130 %
% Terphenyl-d14	89		%	1	11/21/20	WB	30 - 130 %

Project ID: EVERSOURCE SIMSBURY
Client ID: AOPEC-4A-1

Phoenix I.D.: CH17879

Parameter	Result	RL/ PQL	Units	Dilution	Date/Time	By	Reference
TCLP Acid/Base-Neutral							
1,4-Dichlorobenzene	ND	83	ug/L	1	11/21/20	AW	SW-846 1311/8270
2,4,5-Trichlorophenol	ND	83	ug/L	1	11/21/20	AW	SW-846 1311/8270
2,4,6-Trichlorophenol	ND	83	ug/L	1	11/21/20	AW	SW-846 1311/8270
2,4-Dinitrotoluene	ND	83	ug/L	1	11/21/20	AW	SW-846 1311/8270
2-Methylphenol (o-cresol)	ND	83	ug/L	1	11/21/20	AW	SW-846 1311/8270
3&4-Methylphenol (m&p-Cresol)	ND	83	ug/L	1	11/21/20	AW	SW-846 1311/8270
Hexachlorobenzene	ND	83	ug/L	1	11/21/20	AW	SW-846 1311/8270
Hexachlorobutadiene	ND	83	ug/L	1	11/21/20	AW	SW-846 1311/8270
Hexachloroethane	ND	83	ug/L	1	11/21/20	AW	SW-846 1311/8270
Nitrobenzene	ND	83	ug/L	1	11/21/20	AW	SW-846 1311/8270
Pentachlorophenol	ND	83	ug/L	1	11/21/20	AW	SW-846 1311/8270
Pyridine	ND	83	ug/L	1	11/21/20	AW	SW-846 1311/8270
QA/QC Surrogates							
% 2,4,6-Tribromophenol	99		%	1	11/21/20	AW	15 - 110 %
% 2-Fluorobiphenyl	82		%	1	11/21/20	AW	30 - 130 %
% 2-Fluorophenol	67		%	1	11/21/20	AW	15 - 110 %
% Nitrobenzene-d5	82		%	1	11/21/20	AW	30 - 130 %
% Phenol-d5	61		%	1	11/21/20	AW	15 - 110 %
% Terphenyl-d14	103		%	1	11/21/20	AW	30 - 130 %
Field Extraction	Completed				11/19/20		SW5035A

Project ID: EVERSOURCE SIMSBURY
Client ID: AOPEC-4A-1

Phoenix I.D.: CH17879

Parameter	Result	RL/ PQL	Units	Dilution	Date/Time	By	Reference

C = This parameter is subcontracted.

RL/PQL=Reporting/Practical Quantitation Level ND=Not Detected BRL=Below Reporting Level
QA/QC Surrogates: Surrogates are compounds (preceeded with a %) added by the lab to determine analysis efficiency. Surrogate results(%) listed in the report are not "detected" compounds.

Comments:

Corrosivity is based solely on the pH analysis performed above.

The regulatory hold time for pH is immediately. This pH was performed in the laboratory and may be considered outside of hold-time.

Per 1.4.6 of EPA method 8270D, 1,2-Diphenylhydrazine is unstable and readily converts to Azobenzene. Azobenzene is used for the calibration of 1,2-Diphenylhydrazine.

TCLP Non-Volatile Extraction:
Sample weight was < 100 grams (the minimum requirement of the method to insure homogeneity).

TPH Comment:
**Petroleum hydrocarbon chromatogram contains a multicomponent hydrocarbon distribution in the range of C26 to C36. The sample was quantitated against a C9-C36 alkane hydrocarbon standard.

All soils, solids and sludges are reported on a dry weight basis unless otherwise noted in the sample comments.

Ignitability (SW1030) was analyzed by MA certified lab #M-MA100.

If you are the client above and have any questions concerning this testing, please do not hesitate to contact Phoenix Client Services at ext.200.
The contents of this report cannot be discussed with anyone other than the client listed above without their written consent.



Phyllis Shiller, Laboratory Director
November 24, 2020
Official Report Release To Follow

PHOENIX

Environmental Laboratories, Inc.
587 East Middle Turnpike, P.O.Box 370, Manchester, CT 06045
Tel. (860) 645-1102 Fax (860) 645-0823

Analysis Report

November 24, 2020

FOR: Attn: Paul Saccente
Strategic Environmental Services, Inc.
362 Putnam Hill Rd.
Sutton, MA 01590

Sample Information		Custody Information		Date	Time
Matrix:	SOIL	Collected by:		11/19/20	13:30
Location Code:	STRATEGIC	Received by:	SW	11/19/20	16:22
Rush Request:	72 Hour	Analyzed by:	see "By" below		
P.O.#:	20-0329				

Laboratory Data

SDG ID: GCH17879
Phoenix ID: CH17880

Project ID: EVERSOURCE SIMSBURY
Client ID: AOPEC-4A-2

Parameter	Result	RL/ PQL	Units	Dilution	Date/Time	By	Reference
Silver	< 0.42	0.42	mg/Kg	1	11/20/20	TH	SW6010D
Arsenic	1.06	0.85	mg/Kg	1	11/20/20	TH	SW6010D
Barium	35.3	0.42	mg/Kg	1	11/20/20	TH	SW6010D
Cadmium	0.52	0.42	mg/Kg	1	11/20/20	TH	SW6010D
Chromium	8.91	0.42	mg/Kg	1	11/20/20	TH	SW6010D
Mercury	< 0.04	0.04	mg/Kg	2	11/20/20	RS	SW7471B
Lead	6.39	0.42	mg/Kg	1	11/20/20	TH	SW6010D
Selenium	< 1.7	1.7	mg/Kg	1	11/20/20	TH	SW6010D
TCLP Silver	< 0.10	0.10	mg/L	1	11/22/20	CPP	SW846 1311/6010
TCLP Arsenic	< 0.10	0.10	mg/L	1	11/20/20	CPP	SW846 1311/6010
TCLP Barium	0.14	0.10	mg/L	1	11/20/20	CPP	SW846 1311/6010
TCLP Cadmium	< 0.050	0.050	mg/L	1	11/20/20	CPP	SW846 1311/6010
TCLP Chromium	< 0.10	0.10	mg/L	1	11/20/20	CPP	SW846 1311/6010
TCLP Mercury	< 0.0002	0.0002	mg/L	1	11/20/20	RS	SW846 1311/7470
TCLP Lead	< 0.10	0.10	mg/L	1	11/20/20	CPP	SW846 1311/6010
TCLP Selenium	< 0.10	0.10	mg/L	1	11/20/20	CPP	SW846 1311/6010D
TCLP Metals Digestion	Completed				11/20/20	ARW/VT	SW3010A
Percent Solid	72		%		11/19/20	CAJ	SW846-%Solid
Corrosivity	Negative		Pos/Neg	1	11/19/20	AP	SW846-Corr
pH at 25C - Soil	6.47	1.00	pH Units	1	11/19/20 22:23	AP	SW846 9045D
Total Cyanide (SW9010C Distill.)	< 0.63	0.63	mg/Kg	1	11/20/20	LS	SW9012B
Soil Extraction for PCB	Completed				11/19/20	K/AT	SW3545A
Soil Extraction for Pesticide	Completed				11/19/20	K/AT	SW3545A
Mercury Digestion	Completed				11/20/20	ARW/VT	SW7471B
Extraction of CT ETPH	Completed				11/19/20	K/M	SW3546
Soil Extraction for SVOA	Completed				11/20/20	R/AT	SW3546
Paint Filter Test	Passed		PASS/FAIL		11/19/20	B	SW9095B
Soil Extraction for Herbicide	Completed				11/19/20	Z/D	SW3550C

Project ID: EVERSOURCE SIMSBURY
Client ID: AOPEC-4A-2

Phoenix I.D.: CH17880

Parameter	Result	RL/ PQL	Units	Dilution	Date/Time	By	Reference	
TCLP Digestion Mercury	Completed				11/20/20	ARW/VT	SW7470A	
TCLP Extraction for Metals	Completed				11/19/20	ARW	SW1311	
TCLP Extraction for Organics	Completed				11/19/20	ARW	SW1311	
TCLP Semi-Volatile Extraction	Completed				11/20/20	C/N	SW3510C	
TCLP Extraction Volatiles	Completed				11/19/20	CAJ	SW1311	
Total Metals Digest	Completed				11/19/20	B/AG/B F	SW3050B	
Ignitability	Pending						SW1030	C
Chlorinated Herbicides								
2,4,5-T	ND	110	ug/Kg	10	11/20/20	JRB	SW8151A	
2,4,5-TP (Silvex)	ND	110	ug/Kg	10	11/20/20	JRB	SW8151A	
2,4-D	ND	230	ug/Kg	10	11/20/20	JRB	SW8151A	
2,4-DB	ND	2300	ug/Kg	10	11/20/20	JRB	SW8151A	
Dalapon	ND	110	ug/Kg	10	11/20/20	JRB	SW8151A	
Dicamba	ND	110	ug/Kg	10	11/20/20	JRB	SW8151A	
Dichloroprop	ND	230	ug/Kg	10	11/20/20	JRB	SW8151A	
Dinoseb	ND	230	ug/Kg	10	11/20/20	JRB	SW8151A	
QA/QC Surrogates								
% DCAA	53		%	10	11/20/20	JRB	30 - 150 %	
% DCAA (Confirmation)	63		%	10	11/20/20	JRB	30 - 150 %	
TPH by GC (Extractable Products)								
Ext. Petroleum H.C. (C9-C36)	150	69	mg/Kg	1	11/24/20	JRB	CTETPH 8015D	
Identification	**		mg/Kg	1	11/24/20	JRB	CTETPH 8015D	
QA/QC Surrogates								
% n-Pentacosane	68		%	1	11/24/20	JRB	50 - 150 %	
Polychlorinated Biphenyls								
PCB-1016	ND	460	ug/Kg	10	11/20/20	SC	SW8082A	
PCB-1221	ND	460	ug/Kg	10	11/20/20	SC	SW8082A	
PCB-1232	ND	460	ug/Kg	10	11/20/20	SC	SW8082A	
PCB-1242	ND	460	ug/Kg	10	11/20/20	SC	SW8082A	
PCB-1248	ND	460	ug/Kg	10	11/20/20	SC	SW8082A	
PCB-1254	ND	460	ug/Kg	10	11/20/20	SC	SW8082A	
PCB-1260	ND	460	ug/Kg	10	11/20/20	SC	SW8082A	
PCB-1262	ND	460	ug/Kg	10	11/20/20	SC	SW8082A	
PCB-1268	ND	460	ug/Kg	10	11/20/20	SC	SW8082A	
QA/QC Surrogates								
% DCBP	60		%	10	11/20/20	SC	30 - 150 %	
% DCBP (Confirmation)	63		%	10	11/20/20	SC	30 - 150 %	
% TCMX	57		%	10	11/20/20	SC	30 - 150 %	
% TCMX (Confirmation)	55		%	10	11/20/20	SC	30 - 150 %	
Pesticides								
4,4' -DDD	ND	9.1	ug/Kg	2	11/20/20	CG	SW8081B	
4,4' -DDE	ND	9.1	ug/Kg	2	11/20/20	CG	SW8081B	
4,4' -DDT	ND	9.1	ug/Kg	2	11/20/20	CG	SW8081B	
a-BHC	ND	9.1	ug/Kg	2	11/20/20	CG	SW8081B	
Alachlor	ND	9.1	ug/Kg	2	11/20/20	CG	SW8081B	
Aldrin	ND	4.6	ug/Kg	2	11/20/20	CG	SW8081B	

Project ID: EVERSOURCE SIMSBURY
Client ID: AOPEC-4A-2

Phoenix I.D.: CH17880

Parameter	Result	RL/ PQL	Units	Dilution	Date/Time	By	Reference
b-BHC	ND	9.1	ug/Kg	2	11/20/20	CG	SW8081B
Chlordane	ND	46	ug/Kg	2	11/20/20	CG	SW8081B
d-BHC	ND	9.1	ug/Kg	2	11/20/20	CG	SW8081B
Dieldrin	ND	4.6	ug/Kg	2	11/20/20	CG	SW8081B
Endosulfan I	ND	9.1	ug/Kg	2	11/20/20	CG	SW8081B
Endosulfan II	ND	9.1	ug/Kg	2	11/20/20	CG	SW8081B
Endosulfan sulfate	ND	9.1	ug/Kg	2	11/20/20	CG	SW8081B
Endrin	ND	9.1	ug/Kg	2	11/20/20	CG	SW8081B
Endrin aldehyde	ND	9.1	ug/Kg	2	11/20/20	CG	SW8081B
Endrin ketone	ND	9.1	ug/Kg	2	11/20/20	CG	SW8081B
g-BHC	ND	1.8	ug/Kg	2	11/20/20	CG	SW8081B
Heptachlor	ND	9.1	ug/Kg	2	11/20/20	CG	SW8081B
Heptachlor epoxide	ND	9.1	ug/Kg	2	11/20/20	CG	SW8081B
Methoxychlor	ND	46	ug/Kg	2	11/20/20	CG	SW8081B
Toxaphene	ND	180	ug/Kg	2	11/20/20	CG	SW8081B
QA/QC Surrogates							
% DCBP	51		%	2	11/20/20	CG	30 - 150 %
% DCBP (Confirmation)	45		%	2	11/20/20	CG	30 - 150 %
% TCMX	43		%	2	11/20/20	CG	30 - 150 %
% TCMX (Confirmation)	42		%	2	11/20/20	CG	30 - 150 %
Volatiles							
1,1,1,2-Tetrachloroethane	ND	7.4	ug/Kg	1	11/20/20	JLI	SW8260C
1,1,1-Trichloroethane	ND	7.4	ug/Kg	1	11/20/20	JLI	SW8260C
1,1,2,2-Tetrachloroethane	ND	4.5	ug/Kg	1	11/20/20	JLI	SW8260C
1,1,2-Trichloroethane	ND	7.4	ug/Kg	1	11/20/20	JLI	SW8260C
1,1-Dichloroethane	ND	7.4	ug/Kg	1	11/20/20	JLI	SW8260C
1,1-Dichloroethene	ND	7.4	ug/Kg	1	11/20/20	JLI	SW8260C
1,1-Dichloropropene	ND	7.4	ug/Kg	1	11/20/20	JLI	SW8260C
1,2,3-Trichlorobenzene	ND	7.4	ug/Kg	1	11/20/20	JLI	SW8260C
1,2,3-Trichloropropane	ND	7.4	ug/Kg	1	11/20/20	JLI	SW8260C
1,2,4-Trichlorobenzene	ND	7.4	ug/Kg	1	11/20/20	JLI	SW8260C
1,2,4-Trimethylbenzene	ND	7.4	ug/Kg	1	11/20/20	JLI	SW8260C
1,2-Dibromo-3-chloropropane	ND	7.4	ug/Kg	1	11/20/20	JLI	SW8260C
1,2-Dibromoethane	ND	7.4	ug/Kg	1	11/20/20	JLI	SW8260C
1,2-Dichlorobenzene	ND	7.4	ug/Kg	1	11/20/20	JLI	SW8260C
1,2-Dichloroethane	ND	7.4	ug/Kg	1	11/20/20	JLI	SW8260C
1,2-Dichloropropane	ND	7.4	ug/Kg	1	11/20/20	JLI	SW8260C
1,3,5-Trimethylbenzene	ND	7.4	ug/Kg	1	11/20/20	JLI	SW8260C
1,3-Dichlorobenzene	ND	7.4	ug/Kg	1	11/20/20	JLI	SW8260C
1,3-Dichloropropane	ND	7.4	ug/Kg	1	11/20/20	JLI	SW8260C
1,4-Dichlorobenzene	ND	7.4	ug/Kg	1	11/20/20	JLI	SW8260C
2,2-Dichloropropane	ND	7.4	ug/Kg	1	11/20/20	JLI	SW8260C
2-Chlorotoluene	ND	7.4	ug/Kg	1	11/20/20	JLI	SW8260C
2-Hexanone	ND	37	ug/Kg	1	11/20/20	JLI	SW8260C
2-Isopropyltoluene	ND	7.4	ug/Kg	1	11/20/20	JLI	SW8260C
4-Chlorotoluene	ND	7.4	ug/Kg	1	11/20/20	JLI	SW8260C
4-Methyl-2-pentanone	ND	37	ug/Kg	1	11/20/20	JLI	SW8260C
Acetone	ND	370	ug/Kg	1	11/20/20	JLI	SW8260C
Acrylonitrile	ND	7.4	ug/Kg	1	11/20/20	JLI	SW8260C

Project ID: EVERSOURCE SIMSBURY
Client ID: AOPEC-4A-2

Phoenix I.D.: CH17880

Parameter	Result	RL/ PQL	Units	Dilution	Date/Time	By	Reference
Benzene	ND	7.4	ug/Kg	1	11/20/20	JLI	SW8260C
Bromobenzene	ND	7.4	ug/Kg	1	11/20/20	JLI	SW8260C
Bromochloromethane	ND	7.4	ug/Kg	1	11/20/20	JLI	SW8260C
Bromodichloromethane	ND	7.4	ug/Kg	1	11/20/20	JLI	SW8260C
Bromoform	ND	7.4	ug/Kg	1	11/20/20	JLI	SW8260C
Bromomethane	ND	7.4	ug/Kg	1	11/20/20	JLI	SW8260C
Carbon Disulfide	ND	7.4	ug/Kg	1	11/20/20	JLI	SW8260C
Carbon tetrachloride	ND	7.4	ug/Kg	1	11/20/20	JLI	SW8260C
Chlorobenzene	ND	7.4	ug/Kg	1	11/20/20	JLI	SW8260C
Chloroethane	ND	7.4	ug/Kg	1	11/20/20	JLI	SW8260C
Chloroform	ND	7.4	ug/Kg	1	11/20/20	JLI	SW8260C
Chloromethane	ND	7.4	ug/Kg	1	11/20/20	JLI	SW8260C
cis-1,2-Dichloroethene	ND	7.4	ug/Kg	1	11/20/20	JLI	SW8260C
cis-1,3-Dichloropropene	ND	7.4	ug/Kg	1	11/20/20	JLI	SW8260C
Dibromochloromethane	ND	4.5	ug/Kg	1	11/20/20	JLI	SW8260C
Dibromomethane	ND	7.4	ug/Kg	1	11/20/20	JLI	SW8260C
Dichlorodifluoromethane	ND	7.4	ug/Kg	1	11/20/20	JLI	SW8260C
Ethylbenzene	ND	7.4	ug/Kg	1	11/20/20	JLI	SW8260C
Hexachlorobutadiene	ND	7.4	ug/Kg	1	11/20/20	JLI	SW8260C
Isopropylbenzene	ND	7.4	ug/Kg	1	11/20/20	JLI	SW8260C
m&p-Xylene	ND	7.4	ug/Kg	1	11/20/20	JLI	SW8260C
Methyl Ethyl Ketone	ND	45	ug/Kg	1	11/20/20	JLI	SW8260C
Methyl t-butyl ether (MTBE)	ND	15	ug/Kg	1	11/20/20	JLI	SW8260C
Methylene chloride	ND	15	ug/Kg	1	11/20/20	JLI	SW8260C
Naphthalene	ND	7.4	ug/Kg	1	11/20/20	JLI	SW8260C
n-Butylbenzene	ND	7.4	ug/Kg	1	11/20/20	JLI	SW8260C
n-Propylbenzene	ND	7.4	ug/Kg	1	11/20/20	JLI	SW8260C
o-Xylene	ND	7.4	ug/Kg	1	11/20/20	JLI	SW8260C
p-Isopropyltoluene	ND	7.4	ug/Kg	1	11/20/20	JLI	SW8260C
sec-Butylbenzene	ND	7.4	ug/Kg	1	11/20/20	JLI	SW8260C
Styrene	ND	7.4	ug/Kg	1	11/20/20	JLI	SW8260C
tert-Butylbenzene	ND	7.4	ug/Kg	1	11/20/20	JLI	SW8260C
Tetrachloroethene	ND	7.4	ug/Kg	1	11/20/20	JLI	SW8260C
Tetrahydrofuran (THF)	ND	15	ug/Kg	1	11/20/20	JLI	SW8260C
Toluene	ND	7.4	ug/Kg	1	11/20/20	JLI	SW8260C
Total Xylenes	ND	7.4	ug/Kg	1	11/20/20	JLI	SW8260C
trans-1,2-Dichloroethene	ND	7.4	ug/Kg	1	11/20/20	JLI	SW8260C
trans-1,3-Dichloropropene	ND	7.4	ug/Kg	1	11/20/20	JLI	SW8260C
trans-1,4-dichloro-2-butene	ND	15	ug/Kg	1	11/20/20	JLI	SW8260C
Trichloroethene	ND	7.4	ug/Kg	1	11/20/20	JLI	SW8260C
Trichlorofluoromethane	ND	7.4	ug/Kg	1	11/20/20	JLI	SW8260C
Trichlorotrifluoroethane	ND	15	ug/Kg	1	11/20/20	JLI	SW8260C
Vinyl chloride	ND	7.4	ug/Kg	1	11/20/20	JLI	SW8260C
QA/QC Surrogates							
% 1,2-dichlorobenzene-d4	95		%	1	11/20/20	JLI	70 - 130 %
% Bromofluorobenzene	90		%	1	11/20/20	JLI	70 - 130 %
% Dibromofluoromethane	101		%	1	11/20/20	JLI	70 - 130 %
% Toluene-d8	90		%	1	11/20/20	JLI	70 - 130 %

Project ID: EVERSOURCE SIMSBURY
Client ID: AOPEC-4A-2

Phoenix I.D.: CH17880

Parameter	Result	RL/ PQL	Units	Dilution	Date/Time	By	Reference
TCLP Volatiles							
1,1-Dichloroethene	ND	50	ug/L	10	11/20/20	HM	SW846 1311/8260
1,2-Dichloroethane	ND	50	ug/L	10	11/20/20	HM	SW846 1311/8260
Benzene	ND	50	ug/L	10	11/20/20	HM	SW846 1311/8260
Carbon tetrachloride	ND	50	ug/L	10	11/20/20	HM	SW846 1311/8260
Chlorobenzene	ND	50	ug/L	10	11/20/20	HM	SW846 1311/8260
Chloroform	ND	50	ug/L	10	11/20/20	HM	SW846 1311/8260
Methyl ethyl ketone	ND	50	ug/L	10	11/20/20	HM	SW846 1311/8260
Tetrachloroethene	ND	50	ug/L	10	11/20/20	HM	SW846 1311/8260
Trichloroethene	ND	50	ug/L	10	11/20/20	HM	SW846 1311/8260
Vinyl chloride	ND	50	ug/L	10	11/20/20	HM	SW846 1311/8260
QA/QC Surrogates							
% 1,2-dichlorobenzene-d4 (10x)	100		%	10	11/20/20	HM	70 - 130 %
% Bromofluorobenzene (10x)	93		%	10	11/20/20	HM	70 - 130 %
% Dibromofluoromethane (10x)	93		%	10	11/20/20	HM	70 - 130 %
% Toluene-d8 (10x)	99		%	10	11/20/20	HM	70 - 130 %
Semivolatiles							
1,2,4,5-Tetrachlorobenzene	ND	960	ug/Kg	1	11/21/20	WB	SW8270D
1,2,4-Trichlorobenzene	ND	960	ug/Kg	1	11/21/20	WB	SW8270D
1,2-Dichlorobenzene	ND	960	ug/Kg	1	11/21/20	WB	SW8270D
1,2-Diphenylhydrazine	ND	1400	ug/Kg	1	11/21/20	WB	SW8270D
1,3-Dichlorobenzene	ND	960	ug/Kg	1	11/21/20	WB	SW8270D
1,4-Dichlorobenzene	ND	960	ug/Kg	1	11/21/20	WB	SW8270D
2,4,5-Trichlorophenol	ND	960	ug/Kg	1	11/21/20	WB	SW8270D
2,4,6-Trichlorophenol	ND	960	ug/Kg	1	11/21/20	WB	SW8270D
2,4-Dichlorophenol	ND	960	ug/Kg	1	11/21/20	WB	SW8270D
2,4-Dimethylphenol	ND	960	ug/Kg	1	11/21/20	WB	SW8270D
2,4-Dinitrophenol	ND	1400	ug/Kg	1	11/21/20	WB	SW8270D
2,4-Dinitrotoluene	ND	960	ug/Kg	1	11/21/20	WB	SW8270D
2,6-Dinitrotoluene	ND	960	ug/Kg	1	11/21/20	WB	SW8270D
2-Chloronaphthalene	ND	960	ug/Kg	1	11/21/20	WB	SW8270D
2-Chlorophenol	ND	960	ug/Kg	1	11/21/20	WB	SW8270D
2-Methylnaphthalene	ND	960	ug/Kg	1	11/21/20	WB	SW8270D
2-Methylphenol (o-cresol)	ND	960	ug/Kg	1	11/21/20	WB	SW8270D
2-Nitroaniline	ND	1400	ug/Kg	1	11/21/20	WB	SW8270D
2-Nitrophenol	ND	960	ug/Kg	1	11/21/20	WB	SW8270D
3&4-Methylphenol (m&p-cresol)	ND	1400	ug/Kg	1	11/21/20	WB	SW8270D
3,3'-Dichlorobenzidine	ND	960	ug/Kg	1	11/21/20	WB	SW8270D
3-Nitroaniline	ND	1400	ug/Kg	1	11/21/20	WB	SW8270D
4,6-Dinitro-2-methylphenol	ND	1400	ug/Kg	1	11/21/20	WB	SW8270D
4-Bromophenyl phenyl ether	ND	1400	ug/Kg	1	11/21/20	WB	SW8270D
4-Chloro-3-methylphenol	ND	960	ug/Kg	1	11/21/20	WB	SW8270D
4-Chloroaniline	ND	960	ug/Kg	1	11/21/20	WB	SW8270D
4-Chlorophenyl phenyl ether	ND	960	ug/Kg	1	11/21/20	WB	SW8270D
4-Nitroaniline	ND	2200	ug/Kg	1	11/21/20	WB	SW8270D
4-Nitrophenol	ND	960	ug/Kg	1	11/21/20	WB	SW8270D
Acenaphthene	ND	960	ug/Kg	1	11/21/20	WB	SW8270D
Acenaphthylene	ND	960	ug/Kg	1	11/21/20	WB	SW8270D

Project ID: EVERSOURCE SIMSBURY
Client ID: AOPEC-4A-2

Phoenix I.D.: CH17880

Parameter	Result	RL/ PQL	Units	Dilution	Date/Time	By	Reference
Acetophenone	ND	960	ug/Kg	1	11/21/20	WB	SW8270D
Aniline	ND	1400	ug/Kg	1	11/21/20	WB	SW8270D
Anthracene	ND	960	ug/Kg	1	11/21/20	WB	SW8270D
Benz(a)anthracene	ND	960	ug/Kg	1	11/21/20	WB	SW8270D
Benzidine	ND	960	ug/Kg	1	11/21/20	WB	SW8270D
Benzo(a)pyrene	ND	960	ug/Kg	1	11/21/20	WB	SW8270D
Benzo(b)fluoranthene	ND	960	ug/Kg	1	11/21/20	WB	SW8270D
Benzo(ghi)perylene	ND	960	ug/Kg	1	11/21/20	WB	SW8270D
Benzo(k)fluoranthene	ND	960	ug/Kg	1	11/21/20	WB	SW8270D
Benzoic acid	ND	2700	ug/Kg	1	11/21/20	WB	SW8270D
Benzyl butyl phthalate	ND	960	ug/Kg	1	11/21/20	WB	SW8270D
Bis(2-chloroethoxy)methane	ND	960	ug/Kg	1	11/21/20	WB	SW8270D
Bis(2-chloroethyl)ether	ND	1400	ug/Kg	1	11/21/20	WB	SW8270D
Bis(2-chloroisopropyl)ether	ND	960	ug/Kg	1	11/21/20	WB	SW8270D
Bis(2-ethylhexyl)phthalate	ND	960	ug/Kg	1	11/21/20	WB	SW8270D
Carbazole	ND	1400	ug/Kg	1	11/21/20	WB	SW8270D
Chrysene	ND	960	ug/Kg	1	11/21/20	WB	SW8270D
Dibenz(a,h)anthracene	ND	960	ug/Kg	1	11/21/20	WB	SW8270D
Dibenzofuran	ND	960	ug/Kg	1	11/21/20	WB	SW8270D
Diethyl phthalate	ND	960	ug/Kg	1	11/21/20	WB	SW8270D
Dimethylphthalate	ND	960	ug/Kg	1	11/21/20	WB	SW8270D
Di-n-butylphthalate	ND	1400	ug/Kg	1	11/21/20	WB	SW8270D
Di-n-octylphthalate	ND	960	ug/Kg	1	11/21/20	WB	SW8270D
Fluoranthene	ND	960	ug/Kg	1	11/21/20	WB	SW8270D
Fluorene	ND	960	ug/Kg	1	11/21/20	WB	SW8270D
Hexachlorobenzene	ND	960	ug/Kg	1	11/21/20	WB	SW8270D
Hexachlorobutadiene	ND	960	ug/Kg	1	11/21/20	WB	SW8270D
Hexachlorocyclopentadiene	ND	960	ug/Kg	1	11/21/20	WB	SW8270D
Hexachloroethane	ND	960	ug/Kg	1	11/21/20	WB	SW8270D
Indeno(1,2,3-cd)pyrene	ND	960	ug/Kg	1	11/21/20	WB	SW8270D
Isophorone	ND	960	ug/Kg	1	11/21/20	WB	SW8270D
Naphthalene	ND	960	ug/Kg	1	11/21/20	WB	SW8270D
Nitrobenzene	ND	960	ug/Kg	1	11/21/20	WB	SW8270D
N-Nitrosodimethylamine	ND	1400	ug/Kg	1	11/21/20	WB	SW8270D
N-Nitrosodi-n-propylamine	ND	960	ug/Kg	1	11/21/20	WB	SW8270D
N-Nitrosodiphenylamine	ND	1400	ug/Kg	1	11/21/20	WB	SW8270D
Pentachloronitrobenzene	ND	1400	ug/Kg	1	11/21/20	WB	SW8270D
Pentachlorophenol	ND	1400	ug/Kg	1	11/21/20	WB	SW8270D
Phenanthrene	ND	960	ug/Kg	1	11/21/20	WB	SW8270D
Phenol	ND	960	ug/Kg	1	11/21/20	WB	SW8270D
Pyrene	ND	960	ug/Kg	1	11/21/20	WB	SW8270D
Pyridine	ND	1400	ug/Kg	1	11/21/20	WB	SW8270D
QA/QC Surrogates							
% 2,4,6-Tribromophenol	71		%	1	11/21/20	WB	30 - 130 %
% 2-Fluorobiphenyl	69		%	1	11/21/20	WB	30 - 130 %
% 2-Fluorophenol	65		%	1	11/21/20	WB	30 - 130 %
% Nitrobenzene-d5	64		%	1	11/21/20	WB	30 - 130 %
% Phenol-d5	71		%	1	11/21/20	WB	30 - 130 %
% Terphenyl-d14	93		%	1	11/21/20	WB	30 - 130 %

Project ID: EVERSOURCE SIMSBURY
Client ID: AOPEC-4A-2

Phoenix I.D.: CH17880

Parameter	Result	RL/ PQL	Units	Dilution	Date/Time	By	Reference
TCLP Acid/Base-Neutral							
1,4-Dichlorobenzene	ND	83	ug/L	1	11/21/20	AW	SW-846 1311/8270
2,4,5-Trichlorophenol	ND	83	ug/L	1	11/21/20	AW	SW-846 1311/8270
2,4,6-Trichlorophenol	ND	83	ug/L	1	11/21/20	AW	SW-846 1311/8270
2,4-Dinitrotoluene	ND	83	ug/L	1	11/21/20	AW	SW-846 1311/8270
2-Methylphenol (o-cresol)	ND	83	ug/L	1	11/21/20	AW	SW-846 1311/8270
3&4-Methylphenol (m&p-Cresol)	ND	83	ug/L	1	11/21/20	AW	SW-846 1311/8270
Hexachlorobenzene	ND	83	ug/L	1	11/21/20	AW	SW-846 1311/8270
Hexachlorobutadiene	ND	83	ug/L	1	11/21/20	AW	SW-846 1311/8270
Hexachloroethane	ND	83	ug/L	1	11/21/20	AW	SW-846 1311/8270
Nitrobenzene	ND	83	ug/L	1	11/21/20	AW	SW-846 1311/8270
Pentachlorophenol	ND	83	ug/L	1	11/21/20	AW	SW-846 1311/8270
Pyridine	ND	83	ug/L	1	11/21/20	AW	SW-846 1311/8270
QA/QC Surrogates							
% 2,4,6-Tribromophenol	91		%	1	11/21/20	AW	15 - 110 %
% 2-Fluorobiphenyl	74		%	1	11/21/20	AW	30 - 130 %
% 2-Fluorophenol	58		%	1	11/21/20	AW	15 - 110 %
% Nitrobenzene-d5	73		%	1	11/21/20	AW	30 - 130 %
% Phenol-d5	54		%	1	11/21/20	AW	15 - 110 %
% Terphenyl-d14	97		%	1	11/21/20	AW	30 - 130 %
Field Extraction	Completed				11/19/20		SW5035A

Project ID: EVERSOURCE SIMSBURY
Client ID: AOPEC-4A-2

Phoenix I.D.: CH17880

Parameter	Result	RL/ PQL	Units	Dilution	Date/Time	By	Reference

C = This parameter is subcontracted.

RL/PQL=Reporting/Practical Quantitation Level ND=Not Detected BRL=Below Reporting Level
QA/QC Surrogates: Surrogates are compounds (preceeded with a %) added by the lab to determine analysis efficiency. Surrogate results(%) listed in the report are not "detected" compounds.

Comments:

Corrosivity is based solely on the pH analysis performed above.

The regulatory hold time for pH is immediately. This pH was performed in the laboratory and may be considered outside of hold-time.

Per 1.4.6 of EPA method 8270D, 1,2-Diphenylhydrazine is unstable and readily converts to Azobenzene. Azobenzene is used for the calibration of 1,2-Diphenylhydrazine.

TCLP Non-Volatile Extraction:
Sample weight was < 100 grams (the minimum requirement of the method to insure homogeneity).

TPH Comment:
**Petroleum hydrocarbon chromatogram contains a multicomponent hydrocarbon distribution in the range of C26 to C36. The sample was quantitated against a C9-C36 alkane hydrocarbon standard.

All soils, solids and sludges are reported on a dry weight basis unless otherwise noted in the sample comments.

Ignitability (SW1030) was analyzed by MA certified lab #M-MA100.

If you are the client above and have any questions concerning this testing, please do not hesitate to contact Phoenix Client Services at ext.200.
The contents of this report cannot be discussed with anyone other than the client listed above without their written consent.



Phyllis Shiller, Laboratory Director
November 24, 2020
Official Report Release To Follow

PHOENIX

Environmental Laboratories, Inc.
587 East Middle Turnpike, P.O.Box 370, Manchester, CT 06045
Tel. (860) 645-1102 Fax (860) 645-0823

Analysis Report

November 24, 2020

FOR: Attn: Paul Saccente
Strategic Environmental Services, Inc.
362 Putnam Hill Rd.
Sutton, MA 01590

Sample Information		Custody Information		Date	Time
Matrix:	SOIL	Collected by:		11/19/20	14:30
Location Code:	STRATEGIC	Received by:	SW	11/19/20	16:22
Rush Request:	72 Hour	Analyzed by:	see "By" below		
P.O.#:	20-0329				

Laboratory Data

SDG ID: GCH17879
Phoenix ID: CH17881

Project ID: EVERSOURCE SIMSBURY
Client ID: AOPEC-4B-1

Parameter	Result	RL/ PQL	Units	Dilution	Date/Time	By	Reference
Silver	< 0.32	0.32	mg/Kg	1	11/20/20	TH	SW6010D
Arsenic	1.81	0.65	mg/Kg	1	11/20/20	TH	SW6010D
Barium	29.4	0.32	mg/Kg	1	11/20/20	TH	SW6010D
Cadmium	0.42	0.32	mg/Kg	1	11/20/20	TH	SW6010D
Chromium	6.73	0.32	mg/Kg	1	11/20/20	TH	SW6010D
Mercury	< 0.03	0.03	mg/Kg	2	11/20/20	RS	SW7471B
Lead	6.51	0.32	mg/Kg	1	11/20/20	TH	SW6010D
Selenium	< 1.3	1.3	mg/Kg	1	11/20/20	TH	SW6010D
TCLP Silver	< 0.10	0.10	mg/L	1	11/22/20	CPP	SW846 1311/6010
TCLP Arsenic	< 0.10	0.10	mg/L	1	11/20/20	CPP	SW846 1311/6010
TCLP Barium	0.18	0.10	mg/L	1	11/20/20	CPP	SW846 1311/6010
TCLP Cadmium	< 0.050	0.050	mg/L	1	11/20/20	CPP	SW846 1311/6010
TCLP Chromium	< 0.10	0.10	mg/L	1	11/20/20	CPP	SW846 1311/6010
TCLP Mercury	< 0.0002	0.0002	mg/L	1	11/20/20	RS	SW846 1311/7470
TCLP Lead	< 0.10	0.10	mg/L	1	11/20/20	CPP	SW846 1311/6010
TCLP Selenium	< 0.10	0.10	mg/L	1	11/20/20	CPP	SW846 1311/6010D
TCLP Metals Digestion	Completed				11/20/20	ARW/VT	SW3010A
Percent Solid	94		%		11/19/20	CAJ	SW846-%Solid
Corrosivity	Negative		Pos/Neg	1	11/19/20	AP	SW846-Corr
pH at 25C - Soil	5.88	1.00	pH Units	1	11/19/20 22:23	AP	SW846 9045D
Total Cyanide (SW9010C Distill.)	< 0.44	0.44	mg/Kg	1	11/20/20	LS	SW9012B
Soil Extraction for PCB	Completed				11/19/20	K/AT	SW3545A
Soil Extraction for Pesticide	Completed				11/19/20	K/AT	SW3545A
Mercury Digestion	Completed				11/20/20	ARW/VT	SW7471B
Extraction of CT ETPH	Completed				11/19/20	K/M	SW3546
Soil Extraction for SVOA	Completed				11/20/20	R/AT	SW3546
Paint Filter Test	Passed		PASS/FAIL		11/19/20	B	SW9095B
Soil Extraction for Herbicide	Completed				11/19/20	Z/D	SW3550C

Project ID: EVERSOURCE SIMSBURY
Client ID: AOPEC-4B-1

Phoenix I.D.: CH17881

Parameter	Result	RL/ PQL	Units	Dilution	Date/Time	By	Reference	
TCLP Digestion Mercury	Completed				11/20/20	ARW/VT	SW7470A	
TCLP Extraction for Metals	Completed				11/19/20	ARW	SW1311	
TCLP Extraction for Organics	Completed				11/19/20	ARW	SW1311	
TCLP Semi-Volatile Extraction	Completed				11/20/20	C/N	SW3510C	
TCLP Extraction Volatiles	Completed				11/19/20	CAJ	SW1311	
Total Metals Digest	Completed				11/19/20	B/AG/B F	SW3050B	
Ignitability	Pending						SW1030	C
Chlorinated Herbicides								
2,4,5-T	ND	88	ug/Kg	10	11/20/20	JRB	SW8151A	
2,4,5-TP (Silvex)	ND	88	ug/Kg	10	11/20/20	JRB	SW8151A	
2,4-D	ND	180	ug/Kg	10	11/20/20	JRB	SW8151A	
2,4-DB	ND	1800	ug/Kg	10	11/20/20	JRB	SW8151A	
Dalapon	ND	88	ug/Kg	10	11/20/20	JRB	SW8151A	
Dicamba	ND	88	ug/Kg	10	11/20/20	JRB	SW8151A	
Dichloroprop	ND	180	ug/Kg	10	11/20/20	JRB	SW8151A	
Dinoseb	ND	180	ug/Kg	10	11/20/20	JRB	SW8151A	
QA/QC Surrogates								
% DCAA	64		%	10	11/20/20	JRB	30 - 150 %	
% DCAA (Confirmation)	68		%	10	11/20/20	JRB	30 - 150 %	
TPH by GC (Extractable Products)								
Ext. Petroleum H.C. (C9-C36)	ND	87	mg/Kg	1	11/20/20	JRB	CTETPH 8015D	
Identification	ND		mg/Kg	1	11/20/20	JRB	CTETPH 8015D	
QA/QC Surrogates								
% n-Pentacosane	68		%	1	11/20/20	JRB	50 - 150 %	
Polychlorinated Biphenyls								
PCB-1016	ND	350	ug/Kg	10	11/20/20	SC	SW8082A	
PCB-1221	ND	350	ug/Kg	10	11/20/20	SC	SW8082A	
PCB-1232	ND	350	ug/Kg	10	11/20/20	SC	SW8082A	
PCB-1242	ND	350	ug/Kg	10	11/20/20	SC	SW8082A	
PCB-1248	ND	350	ug/Kg	10	11/20/20	SC	SW8082A	
PCB-1254	ND	350	ug/Kg	10	11/20/20	SC	SW8082A	
PCB-1260	ND	350	ug/Kg	10	11/20/20	SC	SW8082A	
PCB-1262	ND	350	ug/Kg	10	11/20/20	SC	SW8082A	
PCB-1268	ND	350	ug/Kg	10	11/20/20	SC	SW8082A	
QA/QC Surrogates								
% DCBP	65		%	10	11/20/20	SC	30 - 150 %	
% DCBP (Confirmation)	68		%	10	11/20/20	SC	30 - 150 %	
% TCMX	60		%	10	11/20/20	SC	30 - 150 %	
% TCMX (Confirmation)	57		%	10	11/20/20	SC	30 - 150 %	
Pesticides								
4,4' -DDD	ND	7.0	ug/Kg	2	11/20/20	CG	SW8081B	
4,4' -DDE	ND	7.0	ug/Kg	2	11/20/20	CG	SW8081B	
4,4' -DDT	ND	7.0	ug/Kg	2	11/20/20	CG	SW8081B	
a-BHC	ND	7.0	ug/Kg	2	11/20/20	CG	SW8081B	
Alachlor	ND	7.0	ug/Kg	2	11/20/20	CG	SW8081B	
Aldrin	ND	3.5	ug/Kg	2	11/20/20	CG	SW8081B	

Project ID: EVERSOURCE SIMSBURY
Client ID: AOPEC-4B-1

Phoenix I.D.: CH17881

Parameter	Result	RL/ PQL	Units	Dilution	Date/Time	By	Reference
b-BHC	ND	7.0	ug/Kg	2	11/20/20	CG	SW8081B
Chlordane	ND	35	ug/Kg	2	11/20/20	CG	SW8081B
d-BHC	ND	7.0	ug/Kg	2	11/20/20	CG	SW8081B
Dieldrin	ND	3.5	ug/Kg	2	11/20/20	CG	SW8081B
Endosulfan I	ND	7.0	ug/Kg	2	11/20/20	CG	SW8081B
Endosulfan II	ND	7.0	ug/Kg	2	11/20/20	CG	SW8081B
Endosulfan sulfate	ND	7.0	ug/Kg	2	11/20/20	CG	SW8081B
Endrin	ND	7.0	ug/Kg	2	11/20/20	CG	SW8081B
Endrin aldehyde	ND	7.0	ug/Kg	2	11/20/20	CG	SW8081B
Endrin ketone	ND	7.0	ug/Kg	2	11/20/20	CG	SW8081B
g-BHC	ND	1.4	ug/Kg	2	11/20/20	CG	SW8081B
Heptachlor	ND	7.0	ug/Kg	2	11/20/20	CG	SW8081B
Heptachlor epoxide	ND	7.0	ug/Kg	2	11/20/20	CG	SW8081B
Methoxychlor	ND	35	ug/Kg	2	11/20/20	CG	SW8081B
Toxaphene	ND	140	ug/Kg	2	11/20/20	CG	SW8081B
QA/QC Surrogates							
% DCBP	53		%	2	11/20/20	CG	30 - 150 %
% DCBP (Confirmation)	48		%	2	11/20/20	CG	30 - 150 %
% TCMX	48		%	2	11/20/20	CG	30 - 150 %
% TCMX (Confirmation)	47		%	2	11/20/20	CG	30 - 150 %
Volatiles							
1,1,1,2-Tetrachloroethane	ND	5.6	ug/Kg	1	11/20/20	JLI	SW8260C
1,1,1-Trichloroethane	ND	5.6	ug/Kg	1	11/20/20	JLI	SW8260C
1,1,2,2-Tetrachloroethane	ND	3.4	ug/Kg	1	11/20/20	JLI	SW8260C
1,1,2-Trichloroethane	ND	5.6	ug/Kg	1	11/20/20	JLI	SW8260C
1,1-Dichloroethane	ND	5.6	ug/Kg	1	11/20/20	JLI	SW8260C
1,1-Dichloroethene	ND	5.6	ug/Kg	1	11/20/20	JLI	SW8260C
1,1-Dichloropropene	ND	5.6	ug/Kg	1	11/20/20	JLI	SW8260C
1,2,3-Trichlorobenzene	ND	5.6	ug/Kg	1	11/20/20	JLI	SW8260C
1,2,3-Trichloropropane	ND	5.6	ug/Kg	1	11/20/20	JLI	SW8260C
1,2,4-Trichlorobenzene	ND	5.6	ug/Kg	1	11/20/20	JLI	SW8260C
1,2,4-Trimethylbenzene	ND	5.6	ug/Kg	1	11/20/20	JLI	SW8260C
1,2-Dibromo-3-chloropropane	ND	5.6	ug/Kg	1	11/20/20	JLI	SW8260C
1,2-Dibromoethane	ND	5.6	ug/Kg	1	11/20/20	JLI	SW8260C
1,2-Dichlorobenzene	ND	5.6	ug/Kg	1	11/20/20	JLI	SW8260C
1,2-Dichloroethane	ND	5.6	ug/Kg	1	11/20/20	JLI	SW8260C
1,2-Dichloropropane	ND	5.6	ug/Kg	1	11/20/20	JLI	SW8260C
1,3,5-Trimethylbenzene	ND	5.6	ug/Kg	1	11/20/20	JLI	SW8260C
1,3-Dichlorobenzene	ND	5.6	ug/Kg	1	11/20/20	JLI	SW8260C
1,3-Dichloropropane	ND	5.6	ug/Kg	1	11/20/20	JLI	SW8260C
1,4-Dichlorobenzene	ND	5.6	ug/Kg	1	11/20/20	JLI	SW8260C
2,2-Dichloropropane	ND	5.6	ug/Kg	1	11/20/20	JLI	SW8260C
2-Chlorotoluene	ND	5.6	ug/Kg	1	11/20/20	JLI	SW8260C
2-Hexanone	ND	28	ug/Kg	1	11/20/20	JLI	SW8260C
2-Isopropyltoluene	ND	5.6	ug/Kg	1	11/20/20	JLI	SW8260C
4-Chlorotoluene	ND	5.6	ug/Kg	1	11/20/20	JLI	SW8260C
4-Methyl-2-pentanone	ND	28	ug/Kg	1	11/20/20	JLI	SW8260C
Acetone	ND	280	ug/Kg	1	11/20/20	JLI	SW8260C
Acrylonitrile	ND	5.6	ug/Kg	1	11/20/20	JLI	SW8260C

Project ID: EVERSOURCE SIMSBURY
Client ID: AOPEC-4B-1

Phoenix I.D.: CH17881

Parameter	Result	RL/ PQL	Units	Dilution	Date/Time	By	Reference
Benzene	ND	5.6	ug/Kg	1	11/20/20	JLI	SW8260C
Bromobenzene	ND	5.6	ug/Kg	1	11/20/20	JLI	SW8260C
Bromochloromethane	ND	5.6	ug/Kg	1	11/20/20	JLI	SW8260C
Bromodichloromethane	ND	5.6	ug/Kg	1	11/20/20	JLI	SW8260C
Bromoform	ND	5.6	ug/Kg	1	11/20/20	JLI	SW8260C
Bromomethane	ND	5.6	ug/Kg	1	11/20/20	JLI	SW8260C
Carbon Disulfide	ND	5.6	ug/Kg	1	11/20/20	JLI	SW8260C
Carbon tetrachloride	ND	5.6	ug/Kg	1	11/20/20	JLI	SW8260C
Chlorobenzene	ND	5.6	ug/Kg	1	11/20/20	JLI	SW8260C
Chloroethane	ND	5.6	ug/Kg	1	11/20/20	JLI	SW8260C
Chloroform	ND	5.6	ug/Kg	1	11/20/20	JLI	SW8260C
Chloromethane	ND	5.6	ug/Kg	1	11/20/20	JLI	SW8260C
cis-1,2-Dichloroethene	ND	5.6	ug/Kg	1	11/20/20	JLI	SW8260C
cis-1,3-Dichloropropene	ND	5.6	ug/Kg	1	11/20/20	JLI	SW8260C
Dibromochloromethane	ND	3.4	ug/Kg	1	11/20/20	JLI	SW8260C
Dibromomethane	ND	5.6	ug/Kg	1	11/20/20	JLI	SW8260C
Dichlorodifluoromethane	ND	5.6	ug/Kg	1	11/20/20	JLI	SW8260C
Ethylbenzene	ND	5.6	ug/Kg	1	11/20/20	JLI	SW8260C
Hexachlorobutadiene	ND	5.6	ug/Kg	1	11/20/20	JLI	SW8260C
Isopropylbenzene	ND	5.6	ug/Kg	1	11/20/20	JLI	SW8260C
m&p-Xylene	ND	5.6	ug/Kg	1	11/20/20	JLI	SW8260C
Methyl Ethyl Ketone	ND	34	ug/Kg	1	11/20/20	JLI	SW8260C
Methyl t-butyl ether (MTBE)	ND	11	ug/Kg	1	11/20/20	JLI	SW8260C
Methylene chloride	ND	11	ug/Kg	1	11/20/20	JLI	SW8260C
Naphthalene	ND	5.6	ug/Kg	1	11/20/20	JLI	SW8260C
n-Butylbenzene	ND	5.6	ug/Kg	1	11/20/20	JLI	SW8260C
n-Propylbenzene	ND	5.6	ug/Kg	1	11/20/20	JLI	SW8260C
o-Xylene	ND	5.6	ug/Kg	1	11/20/20	JLI	SW8260C
p-Isopropyltoluene	ND	5.6	ug/Kg	1	11/20/20	JLI	SW8260C
sec-Butylbenzene	ND	5.6	ug/Kg	1	11/20/20	JLI	SW8260C
Styrene	ND	5.6	ug/Kg	1	11/20/20	JLI	SW8260C
tert-Butylbenzene	ND	5.6	ug/Kg	1	11/20/20	JLI	SW8260C
Tetrachloroethene	ND	5.6	ug/Kg	1	11/20/20	JLI	SW8260C
Tetrahydrofuran (THF)	ND	11	ug/Kg	1	11/20/20	JLI	SW8260C
Toluene	ND	5.6	ug/Kg	1	11/20/20	JLI	SW8260C
Total Xylenes	ND	5.6	ug/Kg	1	11/20/20	JLI	SW8260C
trans-1,2-Dichloroethene	ND	5.6	ug/Kg	1	11/20/20	JLI	SW8260C
trans-1,3-Dichloropropene	ND	5.6	ug/Kg	1	11/20/20	JLI	SW8260C
trans-1,4-dichloro-2-butene	ND	11	ug/Kg	1	11/20/20	JLI	SW8260C
Trichloroethene	ND	5.6	ug/Kg	1	11/20/20	JLI	SW8260C
Trichlorofluoromethane	ND	5.6	ug/Kg	1	11/20/20	JLI	SW8260C
Trichlorotrifluoroethane	ND	11	ug/Kg	1	11/20/20	JLI	SW8260C
Vinyl chloride	ND	5.6	ug/Kg	1	11/20/20	JLI	SW8260C
QA/QC Surrogates							
% 1,2-dichlorobenzene-d4	94		%	1	11/20/20	JLI	70 - 130 %
% Bromofluorobenzene	93		%	1	11/20/20	JLI	70 - 130 %
% Dibromofluoromethane	101		%	1	11/20/20	JLI	70 - 130 %
% Toluene-d8	92		%	1	11/20/20	JLI	70 - 130 %

Project ID: EVERSOURCE SIMSBURY
Client ID: AOPEC-4B-1

Phoenix I.D.: CH17881

Parameter	Result	RL/ PQL	Units	Dilution	Date/Time	By	Reference
TCLP Volatiles							
1,1-Dichloroethene	ND	50	ug/L	10	11/20/20	HM	SW846 1311/8260
1,2-Dichloroethane	ND	50	ug/L	10	11/20/20	HM	SW846 1311/8260
Benzene	ND	50	ug/L	10	11/20/20	HM	SW846 1311/8260
Carbon tetrachloride	ND	50	ug/L	10	11/20/20	HM	SW846 1311/8260
Chlorobenzene	ND	50	ug/L	10	11/20/20	HM	SW846 1311/8260
Chloroform	ND	50	ug/L	10	11/20/20	HM	SW846 1311/8260
Methyl ethyl ketone	ND	50	ug/L	10	11/20/20	HM	SW846 1311/8260
Tetrachloroethene	ND	50	ug/L	10	11/20/20	HM	SW846 1311/8260
Trichloroethene	ND	50	ug/L	10	11/20/20	HM	SW846 1311/8260
Vinyl chloride	ND	50	ug/L	10	11/20/20	HM	SW846 1311/8260
QA/QC Surrogates							
% 1,2-dichlorobenzene-d4 (10x)	100		%	10	11/20/20	HM	70 - 130 %
% Bromofluorobenzene (10x)	93		%	10	11/20/20	HM	70 - 130 %
% Dibromofluoromethane (10x)	92		%	10	11/20/20	HM	70 - 130 %
% Toluene-d8 (10x)	98		%	10	11/20/20	HM	70 - 130 %
Semivolatiles							
1,2,4,5-Tetrachlorobenzene	ND	750	ug/Kg	1	11/21/20	WB	SW8270D
1,2,4-Trichlorobenzene	ND	750	ug/Kg	1	11/21/20	WB	SW8270D
1,2-Dichlorobenzene	ND	750	ug/Kg	1	11/21/20	WB	SW8270D
1,2-Diphenylhydrazine	ND	1100	ug/Kg	1	11/21/20	WB	SW8270D
1,3-Dichlorobenzene	ND	750	ug/Kg	1	11/21/20	WB	SW8270D
1,4-Dichlorobenzene	ND	750	ug/Kg	1	11/21/20	WB	SW8270D
2,4,5-Trichlorophenol	ND	750	ug/Kg	1	11/21/20	WB	SW8270D
2,4,6-Trichlorophenol	ND	750	ug/Kg	1	11/21/20	WB	SW8270D
2,4-Dichlorophenol	ND	750	ug/Kg	1	11/21/20	WB	SW8270D
2,4-Dimethylphenol	ND	750	ug/Kg	1	11/21/20	WB	SW8270D
2,4-Dinitrophenol	ND	1100	ug/Kg	1	11/21/20	WB	SW8270D
2,4-Dinitrotoluene	ND	750	ug/Kg	1	11/21/20	WB	SW8270D
2,6-Dinitrotoluene	ND	750	ug/Kg	1	11/21/20	WB	SW8270D
2-Chloronaphthalene	ND	750	ug/Kg	1	11/21/20	WB	SW8270D
2-Chlorophenol	ND	750	ug/Kg	1	11/21/20	WB	SW8270D
2-Methylnaphthalene	ND	750	ug/Kg	1	11/21/20	WB	SW8270D
2-Methylphenol (o-cresol)	ND	750	ug/Kg	1	11/21/20	WB	SW8270D
2-Nitroaniline	ND	1100	ug/Kg	1	11/21/20	WB	SW8270D
2-Nitrophenol	ND	750	ug/Kg	1	11/21/20	WB	SW8270D
3&4-Methylphenol (m&p-cresol)	ND	1100	ug/Kg	1	11/21/20	WB	SW8270D
3,3'-Dichlorobenzidine	ND	750	ug/Kg	1	11/21/20	WB	SW8270D
3-Nitroaniline	ND	1100	ug/Kg	1	11/21/20	WB	SW8270D
4,6-Dinitro-2-methylphenol	ND	1100	ug/Kg	1	11/21/20	WB	SW8270D
4-Bromophenyl phenyl ether	ND	1100	ug/Kg	1	11/21/20	WB	SW8270D
4-Chloro-3-methylphenol	ND	750	ug/Kg	1	11/21/20	WB	SW8270D
4-Chloroaniline	ND	750	ug/Kg	1	11/21/20	WB	SW8270D
4-Chlorophenyl phenyl ether	ND	750	ug/Kg	1	11/21/20	WB	SW8270D
4-Nitroaniline	ND	1700	ug/Kg	1	11/21/20	WB	SW8270D
4-Nitrophenol	ND	750	ug/Kg	1	11/21/20	WB	SW8270D
Acenaphthene	ND	750	ug/Kg	1	11/21/20	WB	SW8270D
Acenaphthylene	ND	750	ug/Kg	1	11/21/20	WB	SW8270D

Project ID: EVERSOURCE SIMSBURY
Client ID: AOPEC-4B-1

Phoenix I.D.: CH17881

Parameter	Result	RL/ PQL	Units	Dilution	Date/Time	By	Reference
Acetophenone	ND	750	ug/Kg	1	11/21/20	WB	SW8270D
Aniline	ND	1100	ug/Kg	1	11/21/20	WB	SW8270D
Anthracene	ND	750	ug/Kg	1	11/21/20	WB	SW8270D
Benz(a)anthracene	ND	750	ug/Kg	1	11/21/20	WB	SW8270D
Benzidine	ND	750	ug/Kg	1	11/21/20	WB	SW8270D
Benzo(a)pyrene	ND	750	ug/Kg	1	11/21/20	WB	SW8270D
Benzo(b)fluoranthene	ND	750	ug/Kg	1	11/21/20	WB	SW8270D
Benzo(ghi)perylene	ND	750	ug/Kg	1	11/21/20	WB	SW8270D
Benzo(k)fluoranthene	ND	750	ug/Kg	1	11/21/20	WB	SW8270D
Benzoic acid	ND	2100	ug/Kg	1	11/21/20	WB	SW8270D
Benzyl butyl phthalate	ND	750	ug/Kg	1	11/21/20	WB	SW8270D
Bis(2-chloroethoxy)methane	ND	750	ug/Kg	1	11/21/20	WB	SW8270D
Bis(2-chloroethyl)ether	ND	1100	ug/Kg	1	11/21/20	WB	SW8270D
Bis(2-chloroisopropyl)ether	ND	750	ug/Kg	1	11/21/20	WB	SW8270D
Bis(2-ethylhexyl)phthalate	ND	750	ug/Kg	1	11/21/20	WB	SW8270D
Carbazole	ND	1100	ug/Kg	1	11/21/20	WB	SW8270D
Chrysene	ND	750	ug/Kg	1	11/21/20	WB	SW8270D
Dibenz(a,h)anthracene	ND	750	ug/Kg	1	11/21/20	WB	SW8270D
Dibenzofuran	ND	750	ug/Kg	1	11/21/20	WB	SW8270D
Diethyl phthalate	ND	750	ug/Kg	1	11/21/20	WB	SW8270D
Dimethylphthalate	ND	750	ug/Kg	1	11/21/20	WB	SW8270D
Di-n-butylphthalate	ND	1100	ug/Kg	1	11/21/20	WB	SW8270D
Di-n-octylphthalate	ND	750	ug/Kg	1	11/21/20	WB	SW8270D
Fluoranthene	ND	750	ug/Kg	1	11/21/20	WB	SW8270D
Fluorene	ND	750	ug/Kg	1	11/21/20	WB	SW8270D
Hexachlorobenzene	ND	750	ug/Kg	1	11/21/20	WB	SW8270D
Hexachlorobutadiene	ND	750	ug/Kg	1	11/21/20	WB	SW8270D
Hexachlorocyclopentadiene	ND	750	ug/Kg	1	11/21/20	WB	SW8270D
Hexachloroethane	ND	750	ug/Kg	1	11/21/20	WB	SW8270D
Indeno(1,2,3-cd)pyrene	ND	750	ug/Kg	1	11/21/20	WB	SW8270D
Isophorone	ND	750	ug/Kg	1	11/21/20	WB	SW8270D
Naphthalene	ND	750	ug/Kg	1	11/21/20	WB	SW8270D
Nitrobenzene	ND	750	ug/Kg	1	11/21/20	WB	SW8270D
N-Nitrosodimethylamine	ND	1100	ug/Kg	1	11/21/20	WB	SW8270D
N-Nitrosodi-n-propylamine	ND	750	ug/Kg	1	11/21/20	WB	SW8270D
N-Nitrosodiphenylamine	ND	1100	ug/Kg	1	11/21/20	WB	SW8270D
Pentachloronitrobenzene	ND	1100	ug/Kg	1	11/21/20	WB	SW8270D
Pentachlorophenol	ND	1100	ug/Kg	1	11/21/20	WB	SW8270D
Phenanthrene	ND	750	ug/Kg	1	11/21/20	WB	SW8270D
Phenol	ND	750	ug/Kg	1	11/21/20	WB	SW8270D
Pyrene	ND	750	ug/Kg	1	11/21/20	WB	SW8270D
Pyridine	ND	1100	ug/Kg	1	11/21/20	WB	SW8270D
QA/QC Surrogates							
% 2,4,6-Tribromophenol	79		%	1	11/21/20	WB	30 - 130 %
% 2-Fluorobiphenyl	79		%	1	11/21/20	WB	30 - 130 %
% 2-Fluorophenol	75		%	1	11/21/20	WB	30 - 130 %
% Nitrobenzene-d5	75		%	1	11/21/20	WB	30 - 130 %
% Phenol-d5	79		%	1	11/21/20	WB	30 - 130 %
% Terphenyl-d14	98		%	1	11/21/20	WB	30 - 130 %

Project ID: EVERSOURCE SIMSBURY
Client ID: AOPEC-4B-1

Phoenix I.D.: CH17881

Parameter	Result	RL/ PQL	Units	Dilution	Date/Time	By	Reference
TCLP Acid/Base-Neutral							
1,4-Dichlorobenzene	ND	83	ug/L	1	11/21/20	AW	SW-846 1311/8270
2,4,5-Trichlorophenol	ND	83	ug/L	1	11/21/20	AW	SW-846 1311/8270
2,4,6-Trichlorophenol	ND	83	ug/L	1	11/21/20	AW	SW-846 1311/8270
2,4-Dinitrotoluene	ND	83	ug/L	1	11/21/20	AW	SW-846 1311/8270
2-Methylphenol (o-cresol)	ND	83	ug/L	1	11/21/20	AW	SW-846 1311/8270
3&4-Methylphenol (m&p-Cresol)	ND	83	ug/L	1	11/21/20	AW	SW-846 1311/8270
Hexachlorobenzene	ND	83	ug/L	1	11/21/20	AW	SW-846 1311/8270
Hexachlorobutadiene	ND	83	ug/L	1	11/21/20	AW	SW-846 1311/8270
Hexachloroethane	ND	83	ug/L	1	11/21/20	AW	SW-846 1311/8270
Nitrobenzene	ND	83	ug/L	1	11/21/20	AW	SW-846 1311/8270
Pentachlorophenol	ND	83	ug/L	1	11/21/20	AW	SW-846 1311/8270
Pyridine	ND	83	ug/L	1	11/21/20	AW	SW-846 1311/8270
QA/QC Surrogates							
% 2,4,6-Tribromophenol	105		%	1	11/21/20	AW	15 - 110 %
% 2-Fluorobiphenyl	93		%	1	11/21/20	AW	30 - 130 %
% 2-Fluorophenol	72		%	1	11/21/20	AW	15 - 110 %
% Nitrobenzene-d5	92		%	1	11/21/20	AW	30 - 130 %
% Phenol-d5	67		%	1	11/21/20	AW	15 - 110 %
% Terphenyl-d14	110		%	1	11/21/20	AW	30 - 130 %
Field Extraction	Completed				11/19/20		SW5035A

C = This parameter is subcontracted.

RL/PQL=Reporting/Practical Quantitation Level ND=Not Detected BRL=Below Reporting Level
QA/QC Surrogates: Surrogates are compounds (preceeded with a %) added by the lab to determine analysis efficiency. Surrogate results(%) listed in the report are not "detected" compounds.

Comments:

Corrosivity is based solely on the pH analysis performed above.

The regulatory hold time for pH is immediately. This pH was performed in the laboratory and may be considered outside of hold-time.

Per 1.4.6 of EPA method 8270D, 1,2-Diphenylhydrazine is unstable and readily converts to Azobenzene. Azobenzene is used for the calibration of 1,2-Diphenylhydrazine.

TCLP Non-Volatile Extraction:
Sample weight was < 100 grams (the minimum requirement of the method to insure homogeneity).

All soils, solids and sludges are reported on a dry weight basis unless otherwise noted in the sample comments.

Ignitability (SW1030) was analyzed by MA certified lab #M-MA100.

If you are the client above and have any questions concerning this testing, please do not hesitate to contact Phoenix Client Services at ext.200.
The contents of this report cannot be discussed with anyone other than the client listed above without their written consent.



Phyllis Shiller, Laboratory Director
November 24, 2020
Official Report Release To Follow

PHOENIX

Environmental Laboratories, Inc.
587 East Middle Turnpike, P.O.Box 370, Manchester, CT 06045
Tel. (860) 645-1102 Fax (860) 645-0823

Analysis Report

November 24, 2020

FOR: Attn: Paul Saccente
Strategic Environmental Services, Inc.
362 Putnam Hill Rd.
Sutton, MA 01590

Sample Information		Custody Information		Date	Time
Matrix:	SOIL	Collected by:		11/19/20	
Location Code:	STRATEGIC	Received by:	SW	11/19/20	16:22
Rush Request:	72 Hour	Analyzed by:	see "By" below		
P.O.#:	20-0329				

Laboratory Data

SDG ID: GCH17879
Phoenix ID: CH17882

Project ID: EVERSOURCE SIMSBURY
Client ID: TB LL

Parameter	Result	RL/ PQL	Units	Dilution	Date/Time	By	Reference
Volatiles							
1,1,1,2-Tetrachloroethane	ND	5.0	ug/Kg	1	11/20/20	JLI	SW8260C
1,1,1-Trichloroethane	ND	5.0	ug/Kg	1	11/20/20	JLI	SW8260C
1,1,2,2-Tetrachloroethane	ND	3.0	ug/Kg	1	11/20/20	JLI	SW8260C
1,1,2-Trichloroethane	ND	5.0	ug/Kg	1	11/20/20	JLI	SW8260C
1,1-Dichloroethane	ND	5.0	ug/Kg	1	11/20/20	JLI	SW8260C
1,1-Dichloroethene	ND	5.0	ug/Kg	1	11/20/20	JLI	SW8260C
1,1-Dichloropropene	ND	5.0	ug/Kg	1	11/20/20	JLI	SW8260C
1,2,3-Trichlorobenzene	ND	5.0	ug/Kg	1	11/20/20	JLI	SW8260C
1,2,3-Trichloropropane	ND	5.0	ug/Kg	1	11/20/20	JLI	SW8260C
1,2,4-Trichlorobenzene	ND	5.0	ug/Kg	1	11/20/20	JLI	SW8260C
1,2,4-Trimethylbenzene	ND	5.0	ug/Kg	1	11/20/20	JLI	SW8260C
1,2-Dibromo-3-chloropropane	ND	5.0	ug/Kg	1	11/20/20	JLI	SW8260C
1,2-Dibromoethane	ND	5.0	ug/Kg	1	11/20/20	JLI	SW8260C
1,2-Dichlorobenzene	ND	5.0	ug/Kg	1	11/20/20	JLI	SW8260C
1,2-Dichloroethane	ND	5.0	ug/Kg	1	11/20/20	JLI	SW8260C
1,2-Dichloropropane	ND	5.0	ug/Kg	1	11/20/20	JLI	SW8260C
1,3,5-Trimethylbenzene	ND	5.0	ug/Kg	1	11/20/20	JLI	SW8260C
1,3-Dichlorobenzene	ND	5.0	ug/Kg	1	11/20/20	JLI	SW8260C
1,3-Dichloropropane	ND	5.0	ug/Kg	1	11/20/20	JLI	SW8260C
1,4-Dichlorobenzene	ND	5.0	ug/Kg	1	11/20/20	JLI	SW8260C
2,2-Dichloropropane	ND	5.0	ug/Kg	1	11/20/20	JLI	SW8260C
2-Chlorotoluene	ND	5.0	ug/Kg	1	11/20/20	JLI	SW8260C
2-Hexanone	ND	25	ug/Kg	1	11/20/20	JLI	SW8260C
2-Isopropyltoluene	ND	5.0	ug/Kg	1	11/20/20	JLI	SW8260C
4-Chlorotoluene	ND	5.0	ug/Kg	1	11/20/20	JLI	SW8260C
4-Methyl-2-pentanone	ND	25	ug/Kg	1	11/20/20	JLI	SW8260C

Project ID: EVERSOURCE SIMSBURY
Client ID: TB LL

Phoenix I.D.: CH17882

Parameter	Result	RL/ PQL	Units	Dilution	Date/Time	By	Reference
Acetone	ND	250	ug/Kg	1	11/20/20	JLI	SW8260C
Acrylonitrile	ND	5.0	ug/Kg	1	11/20/20	JLI	SW8260C
Benzene	ND	5.0	ug/Kg	1	11/20/20	JLI	SW8260C
Bromobenzene	ND	5.0	ug/Kg	1	11/20/20	JLI	SW8260C
Bromochloromethane	ND	5.0	ug/Kg	1	11/20/20	JLI	SW8260C
Bromodichloromethane	ND	5.0	ug/Kg	1	11/20/20	JLI	SW8260C
Bromoform	ND	5.0	ug/Kg	1	11/20/20	JLI	SW8260C
Bromomethane	ND	5.0	ug/Kg	1	11/20/20	JLI	SW8260C
Carbon Disulfide	ND	5.0	ug/Kg	1	11/20/20	JLI	SW8260C
Carbon tetrachloride	ND	5.0	ug/Kg	1	11/20/20	JLI	SW8260C
Chlorobenzene	ND	5.0	ug/Kg	1	11/20/20	JLI	SW8260C
Chloroethane	ND	5.0	ug/Kg	1	11/20/20	JLI	SW8260C
Chloroform	ND	5.0	ug/Kg	1	11/20/20	JLI	SW8260C
Chloromethane	ND	5.0	ug/Kg	1	11/20/20	JLI	SW8260C
cis-1,2-Dichloroethene	ND	5.0	ug/Kg	1	11/20/20	JLI	SW8260C
cis-1,3-Dichloropropene	ND	5.0	ug/Kg	1	11/20/20	JLI	SW8260C
Dibromochloromethane	ND	3.0	ug/Kg	1	11/20/20	JLI	SW8260C
Dibromomethane	ND	5.0	ug/Kg	1	11/20/20	JLI	SW8260C
Dichlorodifluoromethane	ND	5.0	ug/Kg	1	11/20/20	JLI	SW8260C
Ethylbenzene	ND	5.0	ug/Kg	1	11/20/20	JLI	SW8260C
Hexachlorobutadiene	ND	5.0	ug/Kg	1	11/20/20	JLI	SW8260C
Isopropylbenzene	ND	5.0	ug/Kg	1	11/20/20	JLI	SW8260C
m&p-Xylene	ND	5.0	ug/Kg	1	11/20/20	JLI	SW8260C
Methyl Ethyl Ketone	ND	30	ug/Kg	1	11/20/20	JLI	SW8260C
Methyl t-butyl ether (MTBE)	ND	10	ug/Kg	1	11/20/20	JLI	SW8260C
Methylene chloride	ND	10	ug/Kg	1	11/20/20	JLI	SW8260C
Naphthalene	ND	5.0	ug/Kg	1	11/20/20	JLI	SW8260C
n-Butylbenzene	ND	5.0	ug/Kg	1	11/20/20	JLI	SW8260C
n-Propylbenzene	ND	5.0	ug/Kg	1	11/20/20	JLI	SW8260C
o-Xylene	ND	5.0	ug/Kg	1	11/20/20	JLI	SW8260C
p-Isopropyltoluene	ND	5.0	ug/Kg	1	11/20/20	JLI	SW8260C
sec-Butylbenzene	ND	5.0	ug/Kg	1	11/20/20	JLI	SW8260C
Styrene	ND	5.0	ug/Kg	1	11/20/20	JLI	SW8260C
tert-Butylbenzene	ND	5.0	ug/Kg	1	11/20/20	JLI	SW8260C
Tetrachloroethene	ND	5.0	ug/Kg	1	11/20/20	JLI	SW8260C
Tetrahydrofuran (THF)	ND	10	ug/Kg	1	11/20/20	JLI	SW8260C
Toluene	ND	5.0	ug/Kg	1	11/20/20	JLI	SW8260C
Total Xylenes	ND	5.0	ug/Kg	1	11/20/20	JLI	SW8260C
trans-1,2-Dichloroethene	ND	5.0	ug/Kg	1	11/20/20	JLI	SW8260C
trans-1,3-Dichloropropene	ND	5.0	ug/Kg	1	11/20/20	JLI	SW8260C
trans-1,4-dichloro-2-butene	ND	10	ug/Kg	1	11/20/20	JLI	SW8260C
Trichloroethene	ND	5.0	ug/Kg	1	11/20/20	JLI	SW8260C
Trichlorofluoromethane	ND	5.0	ug/Kg	1	11/20/20	JLI	SW8260C
Trichlorotrifluoroethane	ND	10	ug/Kg	1	11/20/20	JLI	SW8260C
Vinyl chloride	ND	5.0	ug/Kg	1	11/20/20	JLI	SW8260C
QA/QC Surrogates							
% 1,2-dichlorobenzene-d4	96		%	1	11/20/20	JLI	70 - 130 %
% Bromofluorobenzene	96		%	1	11/20/20	JLI	70 - 130 %
% Dibromofluoromethane	98		%	1	11/20/20	JLI	70 - 130 %

Project ID: EVERSOURCE SIMSBURY
Client ID: TB LL

Phoenix I.D.: CH17882

Parameter	Result	RL/ PQL	Units	Dilution	Date/Time	By	Reference
% Toluene-d8	92		%	1	11/20/20	JLI	70 - 130 %
Field Extraction	Completed				11/19/20		SW5035A

RL/PQL=Reporting/Practical Quantitation Level ND=Not Detected BRL=Below Reporting Level
QA/QC Surrogates: Surrogates are compounds (preceeded with a %) added by the lab to determine analysis efficiency. Surrogate results(%) listed in the report are not "detected" compounds.

Comments:

TRIP BLANK INCLUDED.

Results are reported on an ``as received`` basis, and are not corrected for dry weight.

All soils, solids and sludges are reported on a dry weight basis unless otherwise noted in the sample comments.

If you are the client above and have any questions concerning this testing, please do not hesitate to contact Phoenix Client Services at ext.200.
The contents of this report cannot be discussed with anyone other than the client listed above without their written consent.



Phyllis Shiller, Laboratory Director
November 24, 2020
Official Report Release To Follow

PHOENIX

Environmental Laboratories, Inc.
587 East Middle Turnpike, P.O.Box 370, Manchester, CT 06045
Tel. (860) 645-1102 Fax (860) 645-0823

Analysis Report

November 24, 2020

FOR: Attn: Paul Saccente
Strategic Environmental Services, Inc.
362 Putnam Hill Rd.
Sutton, MA 01590

Sample Information		Custody Information		Date	Time
Matrix:	SOIL	Collected by:		11/19/20	12:30
Location Code:	STRATEGIC	Received by:	SW	11/19/20	16:22
Rush Request:	72 Hour	Analyzed by:	see "By" below		
P.O.#:	20-0329				

Laboratory Data

SDG ID: GCH17879
Phoenix ID: CH17883

Project ID: EVERSOURCE SIMSBURY
Client ID: TB HL

Parameter	Result	RL/ PQL	Units	Dilution	Date/Time	By	Reference
Volatiles							
1,1,1,2-Tetrachloroethane	ND	250	ug/Kg	50	11/20/20	JLI	SW8260C
1,1,1-Trichloroethane	ND	250	ug/Kg	50	11/20/20	JLI	SW8260C
1,1,2,2-Tetrachloroethane	ND	250	ug/Kg	50	11/20/20	JLI	SW8260C
1,1,2-Trichloroethane	ND	250	ug/Kg	50	11/20/20	JLI	SW8260C
1,1-Dichloroethane	ND	250	ug/Kg	50	11/20/20	JLI	SW8260C
1,1-Dichloroethene	ND	250	ug/Kg	50	11/20/20	JLI	SW8260C
1,1-Dichloropropene	ND	250	ug/Kg	50	11/20/20	JLI	SW8260C
1,2,3-Trichlorobenzene	ND	250	ug/Kg	50	11/20/20	JLI	SW8260C
1,2,3-Trichloropropane	ND	250	ug/Kg	50	11/20/20	JLI	SW8260C
1,2,4-Trichlorobenzene	ND	250	ug/Kg	50	11/20/20	JLI	SW8260C
1,2,4-Trimethylbenzene	ND	250	ug/Kg	50	11/20/20	JLI	SW8260C
1,2-Dibromo-3-chloropropane	ND	250	ug/Kg	50	11/20/20	JLI	SW8260C
1,2-Dibromoethane	ND	250	ug/Kg	50	11/20/20	JLI	SW8260C
1,2-Dichlorobenzene	ND	250	ug/Kg	50	11/20/20	JLI	SW8260C
1,2-Dichloroethane	ND	250	ug/Kg	50	11/20/20	JLI	SW8260C
1,2-Dichloropropane	ND	250	ug/Kg	50	11/20/20	JLI	SW8260C
1,3,5-Trimethylbenzene	ND	250	ug/Kg	50	11/20/20	JLI	SW8260C
1,3-Dichlorobenzene	ND	250	ug/Kg	50	11/20/20	JLI	SW8260C
1,3-Dichloropropane	ND	250	ug/Kg	50	11/20/20	JLI	SW8260C
1,4-Dichlorobenzene	ND	250	ug/Kg	50	11/20/20	JLI	SW8260C
2,2-Dichloropropane	ND	250	ug/Kg	50	11/20/20	JLI	SW8260C
2-Chlorotoluene	ND	250	ug/Kg	50	11/20/20	JLI	SW8260C
2-Hexanone	ND	1300	ug/Kg	50	11/20/20	JLI	SW8260C
2-Isopropyltoluene	ND	250	ug/Kg	50	11/20/20	JLI	SW8260C
4-Chlorotoluene	ND	250	ug/Kg	50	11/20/20	JLI	SW8260C
4-Methyl-2-pentanone	ND	1300	ug/Kg	50	11/20/20	JLI	SW8260C

Project ID: EVERSOURCE SIMSBURY
Client ID: TB HL

Phoenix I.D.: CH17883

Parameter	Result	RL/ PQL	Units	Dilution	Date/Time	By	Reference
Acetone	ND	5000	ug/Kg	50	11/20/20	JLI	SW8260C
Acrylonitrile	ND	500	ug/Kg	50	11/20/20	JLI	SW8260C
Benzene	ND	250	ug/Kg	50	11/20/20	JLI	SW8260C
Bromobenzene	ND	250	ug/Kg	50	11/20/20	JLI	SW8260C
Bromochloromethane	ND	250	ug/Kg	50	11/20/20	JLI	SW8260C
Bromodichloromethane	ND	250	ug/Kg	50	11/20/20	JLI	SW8260C
Bromoform	ND	250	ug/Kg	50	11/20/20	JLI	SW8260C
Bromomethane	ND	250	ug/Kg	50	11/20/20	JLI	SW8260C
Carbon Disulfide	ND	250	ug/Kg	50	11/20/20	JLI	SW8260C
Carbon tetrachloride	ND	250	ug/Kg	50	11/20/20	JLI	SW8260C
Chlorobenzene	ND	250	ug/Kg	50	11/20/20	JLI	SW8260C
Chloroethane	ND	250	ug/Kg	50	11/20/20	JLI	SW8260C
Chloroform	ND	250	ug/Kg	50	11/20/20	JLI	SW8260C
Chloromethane	ND	250	ug/Kg	50	11/20/20	JLI	SW8260C
cis-1,2-Dichloroethene	ND	250	ug/Kg	50	11/20/20	JLI	SW8260C
cis-1,3-Dichloropropene	ND	250	ug/Kg	50	11/20/20	JLI	SW8260C
Dibromochloromethane	ND	250	ug/Kg	50	11/20/20	JLI	SW8260C
Dibromomethane	ND	250	ug/Kg	50	11/20/20	JLI	SW8260C
Dichlorodifluoromethane	ND	250	ug/Kg	50	11/20/20	JLI	SW8260C
Ethylbenzene	ND	250	ug/Kg	50	11/20/20	JLI	SW8260C
Hexachlorobutadiene	ND	250	ug/Kg	50	11/20/20	JLI	SW8260C
Isopropylbenzene	ND	250	ug/Kg	50	11/20/20	JLI	SW8260C
m&p-Xylene	ND	250	ug/Kg	50	11/20/20	JLI	SW8260C
Methyl Ethyl Ketone	ND	3000	ug/Kg	50	11/20/20	JLI	SW8260C
Methyl t-butyl ether (MTBE)	ND	250	ug/Kg	50	11/20/20	JLI	SW8260C
Methylene chloride	ND	500	ug/Kg	50	11/20/20	JLI	SW8260C
Naphthalene	ND	250	ug/Kg	50	11/20/20	JLI	SW8260C
n-Butylbenzene	ND	250	ug/Kg	50	11/20/20	JLI	SW8260C
n-Propylbenzene	ND	250	ug/Kg	50	11/20/20	JLI	SW8260C
o-Xylene	ND	250	ug/Kg	50	11/20/20	JLI	SW8260C
p-Isopropyltoluene	ND	250	ug/Kg	50	11/20/20	JLI	SW8260C
sec-Butylbenzene	ND	250	ug/Kg	50	11/20/20	JLI	SW8260C
Styrene	ND	250	ug/Kg	50	11/20/20	JLI	SW8260C
tert-Butylbenzene	ND	250	ug/Kg	50	11/20/20	JLI	SW8260C
Tetrachloroethene	ND	250	ug/Kg	50	11/20/20	JLI	SW8260C
Tetrahydrofuran (THF)	ND	500	ug/Kg	50	11/20/20	JLI	SW8260C
Toluene	ND	250	ug/Kg	50	11/20/20	JLI	SW8260C
Total Xylenes	ND	250	ug/Kg	50	11/20/20	JLI	SW8260C
trans-1,2-Dichloroethene	ND	250	ug/Kg	50	11/20/20	JLI	SW8260C
trans-1,3-Dichloropropene	ND	250	ug/Kg	50	11/20/20	JLI	SW8260C
trans-1,4-dichloro-2-butene	ND	500	ug/Kg	50	11/20/20	JLI	SW8260C
Trichloroethene	ND	250	ug/Kg	50	11/20/20	JLI	SW8260C
Trichlorofluoromethane	ND	250	ug/Kg	50	11/20/20	JLI	SW8260C
Trichlorotrifluoroethane	ND	250	ug/Kg	50	11/20/20	JLI	SW8260C
Vinyl chloride	ND	250	ug/Kg	50	11/20/20	JLI	SW8260C
QA/QC Surrogates							
% 1,2-dichlorobenzene-d4 (50x)	97		%	50	11/20/20	JLI	70 - 130 %
% Bromofluorobenzene (50x)	98		%	50	11/20/20	JLI	70 - 130 %
% Dibromofluoromethane (50x)	98		%	50	11/20/20	JLI	70 - 130 %

Project ID: EVERSOURCE SIMSBURY
Client ID: TB HL

Phoenix I.D.: CH17883

Parameter	Result	RL/ PQL	Units	Dilution	Date/Time	By	Reference
% Toluene-d8 (50x)	93		%	50	11/20/20	JLI	70 - 130 %
Field Extraction	Completed				11/19/20		SW5035A

RL/PQL=Reporting/Practical Quantitation Level ND=Not Detected BRL=Below Reporting Level
QA/QC Surrogates: Surrogates are compounds (preceeded with a %) added by the lab to determine analysis efficiency. Surrogate results(%) listed in the report are not "detected" compounds.

Comments:

Results are reported on an ``as received`` basis, and are not corrected for dry weight.

All soils, solids and sludges are reported on a dry weight basis unless otherwise noted in the sample comments.

If you are the client above and have any questions concerning this testing, please do not hesitate to contact Phoenix Client Services at ext.200.
The contents of this report cannot be discussed with anyone other than the client listed above without their written consent.



Phyllis Shiller, Laboratory Director
November 24, 2020
Official Report Release To Follow

Tuesday, November 24, 2020

Sample Criteria Exceedances Report

GCH17879 - STRATEGIC

Criteria: MA: 20x TCLP

State: CT

SampNo	Acode	Phoenix Analyte	Criteria	Result	RL	Criteria	RL Criteria	Analysis Units

*** No Data to Display ***

Phoenix Laboratories does not assume responsibility for the data contained in this exceedance report. It is provided as an additional tool to identify requested criteria exceedences. All efforts are made to ensure the accuracy of the data (obtained from appropriate agencies). A lack of exceedence information does not necessarily suggest conformance to the criteria. It is ultimately the site professional's responsibility to determine appropriate compliance.

Cooler: Yes ■ No ☐
Coolant: IPK ☐ ICE ■ No ☐

PHOENIX
Environmental Laboratories, Inc.

CHAIN OF CUSTODY RECORD

587 East Middle Turnpike, P.O. Box 370, Manchester, CT 06040
Email: info@phoenixlabs.com Fax (860) 645-0823
Client Services (860) 645-8726

Temp 4.7 °C Pg 1 of 1

Data Delivery/Contact Options:
☐ Fax:
☐ Phone: 508-757-7782 ext 202
■ Email: psaccente@strategic-es.com

Customer: Strategic Environmental Services Inc.
Address: 362 Putnam Hill Rd
Sutton, MA 01590

Project: Eversource Simsbury
Report to: Paul Saccente
Invoice to: accountspayable@strategic-es.com
QUOTE #

Project P.O:

This section MUST be completed with Bottle Quantities.

Client Sample - Information - Identification

Sampler's Signature _____ Date: _____

Matrix Code:
DW=Drinking Water **GW**=Ground Water **SW**=Surface Water **WW**=Waste Water **RW**=Raw Water **SE**=Sediment **SL**=Sludge **S**=Soil **SD**=Solid **W**=Wipe **OIL**=Oil **B**=Bulk **L**=Liquid **X** = _____(Other)

Analysis Request

PHOENIX USE ONLY SAMPLE #	Customer Sample Identification	Sample Matrix	Date Sampled	Time Sampled	Paint Filter and CT ETPH	Corrosivity 9045	Total Cyanide (9010)	Total and TCLP RCRA 8 Metals	Ignitability 1030	Total PCBs 8082	Total Herbicides 8151&Total Pesticides 8081	Total and TCLP Semi-Volatiles 8270	Total and TCLP Volatiles 8260	MS/MSD *	GL Amber 8 oz. w/H3PO4	Soil VOA Vials [ ] methanol [ ] H2O	GL Soil container ( ) oz	GL Soil container (4) oz	40 ml VOA Vial [ ] As is [ ] HCl	GL Amber 1000ml [ ] As is [ ] H2SO4	PL As is [ ] 250ml [ ] 500ml [ ] 1000ml	PL H2SO4 [ ] 250ml [ ] 500ml	PL HNO3 250ml	PL NaOH 250ml	Bacteria Bottle w/thio	~~Bacteria Bottle w/o thio~~	5035 Encore
178792	AOPEC-4A-1	S	11/19/2020	12:30	x	x	x	x	x	x	x	x	x			3		1							1		
178803	AOPEC-4A-2	S	11/19/2020	1:30	x	x	x	x	x	x	x	x	x			3		1							1		
178814	AOPEC-4A-3	S	11/19/2020	2:30	x	x	x	x	x	x	x	x	x			3		1							1		
* 178825	TB LL																										
* 178836	TB HL																										

Relinquished by:	Accepted by:	Date:	Time:
Tim Jarczyk	[signature]	11/19/20	16:20

Comments, Special Requirements or Regulations:
*Time from jars (10?) TB Read not listed on COC (KJ)
*Please run TCLP for any constituents that fail the 20x rule
BE SURE RL ARE UNDER RCRA LEVELS.

*MS/MSD are considered site samples and will be billed as such in accordance with the prices quoted.

Turnaround Time:
☐ 1 Day*
☐ 2 Days*
■ 3 Days*
☐ Standard
☐ Other
* SURCHARGE APPLIES

RI
☐ (Residential) Direct Exposure
☐ (Comm/Industrial) Direct Exposure
☐ GA Leachability
☐ GB Leachability
☐ GA-GW Objectives
☐ GB-GW Objectives

CT
■ RCP Cert
☐ GW Protection
☐ SW Protection
☐ GA Mobility
☐ GB Mobility
☐ Residential DEC
☐ I/C DEC
☐ Other

MA
☐ MCP Certification
☐ GW-1 ☐ MWRA eSMART
☐ GW-2 ☐ S-1 10% CALC
☐ GW-3
☐ S-1 GW-1 ☐ S-1 GW-2 ☐ S-1 GW-3
☐ S-2 GW-1 ☐ S-2 GW-2 ☐ S-2 GW-3
☐ S-3 GW-1 ☐ S-3 GW-2 ☐ S-3 GW-3
☐ SW Protection

State where samples were collected:CT

Data Format
☐ Excel
■ PDF
☐ GIS/Key
☐ EQuIS
☐ Other

Data Package
☐ Tier II Checklist
☐ Full Data Package*
☐ Phoenix Std Report
☐ Other
* SURCHARGE APPLIES

GCH 17879

Shannon Wilhelm

From: Paul Saccente <psaccente@strategic-es.com>
Sent: Friday, November 20, 2020 01:29 PM
To: Shannon Wilhelm
Cc: Bobbi Aloisa
Subject: RE: Question on COC

No thank you. Best, Paul

From: Shannon Wilhelm <shannon@phoenixlabs.com>
Sent: Friday, November 20, 2020 12:24 PM
To: Paul Saccente <psaccente@strategic-es.com>
Cc: Bobbi Aloisa <bobbi@phoenixlabs.com>
Subject: RE: Question on COC

Okay, Thank you.

Any special criteria needed?

Shannon Wilhelm
Client Services Representative
Phoenix Environmental Laboratories
587 East Middle Turnpike
Manchester CT 06040
860-645-1102

From: Paul Saccente [mailto:psaccente@strategic-es.com]
Sent: Friday, November 20, 2020 12:20 PM
To: Shannon Wilhelm
Cc: Bobbi Aloisa
Subject: RE: Question on COC

Hi, Sorry. My guy submitted the first draft of the COC by accident. I would like TCLP run as well. Best, Paul

GCH 17879

From: Shannon Wilhelm <shannon@phoenixlabs.com>
Sent: Friday, November 20, 2020 12:14 PM
To: Paul Saccente <psaccente@strategic-es.com>
Cc: Bobbi Aloisa <bobbi@phoenixlabs.com>
Subject: Question on COC
Importance: High

Hi Paul,
Please see attached regarding samples submitted yesterday. I just want to confirm you don't want us to run any TCLP analyses until you get the results from the Totals. Is that correct? Also, there is no criteria checked off. Please let me know if you need any special criteria for these samples. Thank you.

Shannon Wilhelm
Client Services Representative
Phoenix Environmental Laboratories
587 East Middle Turnpike
Manchester CT 06040
860-645-1102

Sarah Bell

From: Alisa Seeley <aseeley@strategic-es.com>
Sent: Friday, November 20, 2020 7:21 AM
To: Sarah Bell
Subject: FW: Phoenix Labs - GCH17879, EVERSOURCE SIMSBURY - COC Acknowledgement
Attachments: Sample Acknowledgement.pdf

PO for this one is below – thanks. Happy Friday! ☺

Alisa Seeley

Waste Disposal Coordinator – Technical Services Associate
Strategic Environmental Services, Inc.
27 Kreiger Lane – Unit 10
Glastonbury, CT 06033
Office phone: 860-266-2616 ext. 200
Cell: 860-462-3867

Corporate Office:
362 Putnam Hill Road
Sutton, MA 01590
Office: Toll Free: 844-209-9857
Alternate: 508-757-7782
Fax: 508-363-2346

Privileged and confidential. If received in error, please notify me by e-mail and delete the message.
please consider the environment before printing this message

From: Alisa Seeley
Sent: Thursday, November 19, 2020 7:43 PM
To: Client Services <clientservices@phoenixlabs.com>
Subject: FW: Phoenix Labs - GCH17879, EVERSOURCE SIMSBURY - COC Acknowledgement

Hello! The PO for this is 20-0329. Thank you!

Alisa Seeley

Waste Disposal Coordinator – Technical Services Associate
Strategic Environmental Services, Inc.
27 Kreiger Lane – Unit 10
Glastonbury, CT 06033
Office phone: 860-266-2616 ext. 200
Cell: 860-462-3867

Corporate Office:
362 Putnam Hill Road
Sutton, MA 01590
Office: Toll Free: 844-209-9857
Alternate: 508-757-7782
Fax: 508-363-2346

Privileged and confidential. If received in error, please notify me by e-mail and delete the message.
please consider the environment before printing this message

From: clientservices@phoenixlabs.com <clientservices@phoenixlabs.com>
Sent: Thursday, November 19, 2020 7:22 PM
To: Alisa Seeley <aseeley@strategic-es.com>
Subject: Phoenix Labs - GCH17879, EVERSOURCE SIMSBURY - COC Acknowledgement

This is an automated sample acknowledgement.

If you were issued a Phoenix Price Quote # for this SDG and it was not listed on the chain, please email client services with the quote number so we can ensure proper invoicing. If no quote was issued, no further action is required.

If you have a PO# that is required for this SDG, and you need it listed on your invoice please email client services so we can be sure to get the PO# listed on the invoice. If no PO# is required, no further action is required.

GCH17879 Criteria:
SOIL(5): MA 20x TCLP

Please email client services only if you require criteria different than what is listed.

Delivery group GCH17879 (EVERSOURCE SIMSBURY) has been logged in for the following samples:

Phoenix Id	Client Id
CH17879	AOPEC-4A-1
CH17880	AOPEC-4A-2
CH17881	AOPEC-4B-1
CH17882	TB LL
CH17883	TB HL

The samples in this delivery group were received at 4.7C. (Note acceptance criteria for relevant matrices is above freezing up to 6C)

If there are any questions regarding this submittal, please call Phoenix Client Services at extension 200.

Thank you for your business,

Phoenix Environmental Laboratories, Inc.
587 East Middle Turnpike
P.O. Box 370

Manchester, CT 06374
Tel. (860) 645-1102
Fax. (860) 645-0823
https://link.edgepilot.com/s/72b2072e/eTTNtoWaukySN_Rp6N2rBg?u=http://www.phoenixlabs.com/

Please do not reply to this email.
cc'd:psaccente@strategic-es.com;aseeley@strategic-es.com;rebeccam@phoenixlabs.com

PCB Soil Manifests

74,840 Strategic Truck # 115

Please print or type. Form Approved. OMB No. 2050-0039

UNIFORM HAZARDOUS WASTE MANIFEST

1. Generator ID Number	2. Page 1 of	3. Emergency Response Phone	4. Manifest Tracking Number
C T D 9 8 1 2 0 5 2 6 3	32	800 535 5053	021138327 JJK

GENERATOR

5. Generator's Name and Mailing Address
Eversource Energy
107 Selden Street
Berlin CT 06037
Att: Drew Billcharz
Generator's Phone: 8 6 0 6 6 5 5 7 5 1

Generator's Site Address (if different than mailing address)
Simsbury Former AWC
34 Hopmeadow Street
Weatogue CT 06089

6. Transporter 1 Company Name: Strategic Environmental Services, Inc.
U.S. EPA ID Number: M A C 3 0 0 1 0 2 4 2 3

7. Transporter 2 Company Name: RED Technologies, LLC
U.S. EPA ID Number: C T R 0 0 0 5 0 5 9 5 8

8. Designated Facility Name and Site Address
Wayne Disposal, Inc. Site #2 Landfill
49350 North I-94 Service Drive
Belleville MI 48111
Facility's Phone: 800 592-5489
U.S. EPA ID Number: M I D 0 4 8 0 9 0 6 3 3

9a. HM	9b. U.S. DOT Description (including Proper Shipping Name, Hazard Class, ID Number, and Packing Group (if any))	10. Containers No.	10. Containers Type	11. Total Quantity	12. Unit Wt./Vol.	13. Waste Codes		
X	1. RQ UN3432, Polychlorinated biphenyls, solid, 9, PGII	0 0 1	CM	12500	K	CR01	PCB1	
	2.							
	3.							
	4.							

14. Special Handling Instructions and Additional Information
1)L200007WDI Soil with PCBs >50ppm STORAGE DATE 1/11/21 weight is estimated ERG#171 CN# 110775
Ranger PU 20013
SEQ can # 0363
Job# 20-0329

15. GENERATOR'S/OFFEROR'S CERTIFICATION: I hereby declare that the contents of this consignment are fully and accurately described above by the proper shipping name, and are classified, packaged, marked and labeled/placarded, and are in all respects in proper condition for transport according to applicable international and national governmental regulations. If export shipment and I am the Primary Exporter, I certify that the contents of this consignment conform to the terms of the attached EPA Acknowledgment of Consent.
I certify that the waste minimization statement identified in 40 CFR 262.27(a) (if I am a large quantity generator) or (b) (if I am a small quantity generator) is true.

Generator's/Offeror's Printed/Typed Name: Amy Vorsmc-Shea
Signature:
Month 1 Day 21 Year 21

INTL

16. International Shipments ☐ Import to U.S. ☐ Export from U.S. Port of entry/exit:
Transporter signature (for exports only): Date leaving U.S.:

TRANSPORTER

17. Transporter Acknowledgment of Receipt of Materials
Transporter 1 Printed/Typed Name: Dustin Specht
Signature:
Month 1 Day 11 Year 21
Transporter 2 Printed/Typed Name: Chris Wingate
Signature:
Month 1 Day 11 Year 21

DESIGNATED FACILITY

18. Discrepancy
18a. Discrepancy Indication Space ☐ Quantity ☐ Type ☐ Residue ☐ Partial Rejection ☐ Full Rejection
Manifest Reference Number:

18b. Alternate Facility (or Generator) U.S. EPA ID Number
Facility's Phone:

18c. Signature of Alternate Facility (or Generator) Month Day Year

19. Hazardous Waste Report Management Method Codes (i.e., codes for hazardous waste treatment, disposal, and recycling systems)
1. H132 2. 3. 4.

20. Designated Facility Owner or Operator: Certification of receipt of hazardous materials covered by the manifest except as noted in Item 18a
Printed/Typed Name: Adrian DiPaolo
Signature:
Month 1 Day 26 Year 21

EPA Form 8700-22 (Rev. 12-17) Previous editions are obsolete. DESIGNATED FACILITY TO EPA's e-MANIFEST SYSTEM

Please print or type. Form Approved. OMB No. 2050-0039

UNIFORM HAZARDOUS WASTE MANIFEST (Continuation Sheet)

21. Generator ID Number: CTD981205263

22. Page: 2 of 3

23. Manifest Tracking Number: 02113832 JJK

24. Generator's Name: Simsbury Former AWC
34 Hopmeadow St
Weatogue, CT 06089

25. Transporter 3 Company Name: Providence & Worcester Railroad — U.S. EPA ID Number: MAD059020834

26. Transporter 4 Company Name: CSX Transportation — U.S. EPA ID Number: FLD006921340

27a. HM	27b. U.S. DOT Description (including Proper Shipping Name, Hazard Class, ID Number, and Packing Group (if any))	28. Containers No.	28. Containers Type	29. Total Quantity	30. Unit Wt./Vol.	31. Waste Codes

32. Special Handling Instructions and Additional Information
2013
Railcar #:PW30813

GENERATOR

TRANSPORTER

33. Transporter 3 Acknowledgment of Receipt of Materials
Printed/Typed Name: Chris Wrobel on behalf of P&W RR — Signature — Month: 1 — Day: 12 — Year: 21

34. Transporter 4 Acknowledgment of Receipt of Materials
Printed/Typed Name — Signature — Month — Day — Year

DESIGNATED FACILITY

35. Discrepancy

36. Hazardous Waste Report Management Method Codes (i.e., codes for hazardous waste treatment, disposal, and recycling systems)

EPA Form 8700-22A (Rev. 12-17) Previous editions are obsolete. DESIGNATED FACILITY TO EPA's e-MANIFEST SYSTEM

Please print or type. Form Approved. OMB No. 2050-0039

UNIFORM HAZARDOUS WASTE MANIFEST (Continuation Sheet)

21. Generator ID Number: CTD981205263

22. Page: 3 of 3

23. Manifest Tracking Number: 02113832 JJK

24. Generator's Name: Simsubury Former AWC
34 Hopmeadow St
Weatogue, CT 06089

25. Transporter 5 Company Name: ~~EQ Industrial Services~~ U.S. EPA ID Number: MIK435642742

26. Transporter 6 Company Name: ~~S&G Transport~~ U.S. EPA ID Number: MIK126399684

27a. HM	27b. U.S. DOT Description (including Proper Shipping Name, Hazard Class, ID Number, and Packing Group (if any))	28. Containers No.	28. Containers Type	29. Total Quantity	30. Unit Wt./Vol.	31. Waste Codes		

32. Special Handling Instructions and Additional Information
PW200 13
Railcar #: ~~RDTX268013~~

GENERATOR

TRANSPORTER

33. Transporter 5 Acknowledgment of Receipt of Materials
Printed/Typed Name: Bobbi D Taylor Signature: Bobbi D Taylor Month 1 Day 25 Year 21

34. Transporter 6 Acknowledgment of Receipt of Materials
Printed/Typed Name: Anthony McKinney Signature: Anthony McKinney Month 1 Day 26 Year 21

DESIGNATED FACILITY

35. Discrepancy

36. Hazardous Waste Report Management Method Codes (i.e., codes for hazardous waste treatment, disposal, and recycling systems)

EPA Form 8700-22A (Rev. 12-17) Previous editions are obsolete. DESIGNATED FACILITY TO EPA's e-MANIFEST SYSTEM

Strategic Truck #115

Please print or type. Form Approved. OMB No. 2050-0039

UNIFORM HAZARDOUS WASTE MANIFEST

1. Generator ID Number: CTD881205283 | 2. Page 1 of: 32 | 3. Emergency Response Phone: 800 535 5053 | 4. Manifest Tracking Number: 021138328 JJK

GENERATOR

5. Generator's Name and Mailing Address
Eversource Energy
107 Selden Street
Berlin CT 06037
Att: Drew Bilcharz
Generator's Phone: 860 665 5751

Generator's Site Address (if different than mailing address)
Simsbury Former AWC
34 Hopmeadow Street
Weatogue CT 06089

6. Transporter 1 Company Name: Strategic Environmental Services, Inc. | U.S. EPA ID Number: MAC300102423

7. Transporter 2 Company Name: RED Technologies, LLC | U.S. EPA ID Number: CTR000505958

8. Designated Facility Name and Site Address
Wayne Disposal, Inc. Site #2 Landfill
49350 North I-94 Service Drive
Belleville MI 48111
Facility's Phone: 800 592-5489
U.S. EPA ID Number: MID048090633

9a. HM	9b. U.S. DOT Description (including Proper Shipping Name, Hazard Class, ID Number, and Packing Group (if any))	10. Containers No.	10. Containers Type	11. Total Quantity	12. Unit Wt./Vol.	13. Waste Codes		
X	1. RQ UN3432, Polychlorinated biphenyls, solid, 9, PGII	001	CM	12500	K	CR01	PCB1	
	2.							
	3.							
	4.							

14. Special Handling Instructions and Additional Information
1)L200007WDI Soil with PCBs >50ppm STORAGE DATE 1/11/21 weight is estimated ERG#171 CN# 110775
Parker PA 20015
Red Tech can # 39-152
Job# 20-0329

15. GENERATOR'S/OFFEROR'S CERTIFICATION: I hereby declare that the contents of this consignment are fully and accurately described above by the proper shipping name, and are classified, packaged, marked and labeled/placarded, and are in all respects in proper condition for transport according to applicable International and national governmental regulations. If export shipment and I am the Primary Exporter, I certify that the contents of this consignment conform to the terms of the attached EPA Acknowledgment of Consent.
I certify that the waste minimization statement identified in 40 CFR 262.27(a) (if I am a large quantity generator) or (b) (if I am a small quantity generator) is true.

Generator's/Offeror's Printed/Typed Name: Amy Volsher-Shea | Signature | Month 1 | Day 11 | Year 21

INT'L

16. International Shipments ☐ Import to U.S. ☐ Export from U.S. Port of entry/exit:
Transporter signature (for exports only): Date leaving U.S.:

TRANSPORTER

17. Transporter Acknowledgment of Receipt of Materials

Transporter 1 Printed/Typed Name: Justin Specht | Signature | Month 1 | Day 11 | Year 21

Transporter 2 Printed/Typed Name: Chris Wright | Signature | Month 1 | Day 11 | Year 21

DESIGNATED FACILITY

18. Discrepancy

18a. Discrepancy Indication Space ☐ Quantity ☐ Type ☐ Residue ☐ Partial Rejection ☐ Full Rejection

Manifest Reference Number:

18b. Alternate Facility (or Generator) | U.S. EPA ID Number

Facility's Phone:

18c. Signature of Alternate Facility (or Generator) | Month | Day | Year

19. Hazardous Waste Report Management Method Codes (i.e., codes for hazardous waste treatment, disposal, and recycling systems)

1. H132 | 2. | 3. | 4.

20. Designated Facility Owner or Operator: Certification of receipt of hazardous materials covered by the manifest except as noted in Item 18a

Printed/Typed Name: Melissa Mascale | Signature | Month 1 | Day 20 | Year 21

EPA Form 8700-22 (Rev. 12-17) Previous editions are obsolete. DESIGNATED FACILITY TO EPA's e-MANIFEST SYSTEM

Please print or type. Form Approved. OMB No. 2050-0039

UNIFORM HAZARDOUS WASTE MANIFEST (Continuation Sheet)

21. Generator ID Number: CTD981205263

22. Page: 2 of 3

23. Manifest Tracking Number: 021138322JJK

24. Generator's Name: Simsubury Former AWC
34 Hopmeadow St
Weatogue, CT 06089

25. Transporter 3 Company Name: Providence & Worcester Railroad — U.S. EPA ID Number: MAD059020834

26. Transporter 4 Company Name: CSX Transportation — U.S. EPA ID Number: FLD006921340

27a. HM	27b. U.S. DOT Description (including Proper Shipping Name, Hazard Class, ID Number, and Packing Group (if any))	28. Containers No.	28. Containers Type	29. Total Quantity	30. Unit Wt./Vol.	31. Waste Codes

32. Special Handling Instructions and Additional Information
20013
Railcar #:PW30013

GENERATOR

TRANSPORTER

33. Transporter 3 Acknowledgment of Receipt of Materials
Printed/Typed Name: Chris Winkle on behalf of Pan Am — Signature — Month 1 Day 12 Year 21

34. Transporter 4 Acknowledgment of Receipt of Materials
Printed/Typed Name — Signature — Month Day Year

DESIGNATED FACILITY

35. Discrepancy

36. Hazardous Waste Report Management Method Codes (i.e., codes for hazardous waste treatment, disposal, and recycling systems)

EPA Form 8700-22A (Rev. 12-17) Previous editions are obsolete. DESIGNATED FACILITY TO EPA's e-MANIFEST SYSTEM

Please print or type. Form Approved. OMB No. 2050-0039

UNIFORM HAZARDOUS WASTE MANIFEST (Continuation Sheet)

21. Generator ID Number: CTD981205263

22. Page: 3 of 3

23. Manifest Tracking Number: 021138328JJK

24. Generator's Name
Simsubury Former AWC
34 Hopmeadow St
Weatogue, CT 06089

25. Transporter 5 Company Name: EQ Industrial Services — U.S. EPA ID Number: MIK435642742

26. Transporter 6 Company Name: S&C Transport — U.S. EPA ID Number: MIK126399684

27a. HM	27b. U.S. DOT Description (including Proper Shipping Name, Hazard Class, ID Number, and Packing Group (if any))	28. Containers No.	28. Containers Type	29. Total Quantity	30. Unit Wt./Vol.	31. Waste Codes

32. Special Handling Instructions and Additional Information
PW 20013
Railcar #: RDTX268013

33. Transporter 5 Acknowledgment of Receipt of Materials
Printed/Typed Name: Bobbi Jo Taylor — Signature: [signature] — Month: 11 Day: 25 Year: 21

34. Transporter 6 Acknowledgment of Receipt of Materials
Printed/Typed Name: Anthony McKinney — Signature: [signature] — Month: 11 Day: 26 Year: 21

35. Discrepancy

36. Hazardous Waste Report Management Method Codes (i.e., codes for hazardous waste treatment, disposal, and recycling systems)

GENERATOR / TRANSPORTER / DESIGNATED FACILITY

EPA Form 8700-22A (Rev. 12-17) Previous editions are obsolete. DESIGNATED FACILITY TO EPA's e-MANIFEST SYSTEM

Wayne Disposal, Inc.

49350 N I-94 SERVICE DRIVE, BELLEVILLE , MI 48111 USA

Customer Account:
STRATEGIC ENVIRONMENTAL SERVICES INC
362 PUTNAM HILL ROAD
SUTTON, MA 01590, USA

Generator Site Address:
CTD981205263, EVERSOURCE ENERGY
34 HOPMEADOW STREET
WEATOGUE, CT, 06089, USA

Weight Ticket

Receipt ID: 1341693
Customer ID: 3425
Manifest / BOL: 021138317JJK
Transporter: Graf Bros. Leasing
Transporter EPA ID: MAC300096278
Truck#: 293
Date: 01/07/2021
Time In: 2:52 PM
Time Out: 4:12 PM

Line	Description Generator	Qty. Unit
1 - 1	L200007WDI - Soil containing greater than 50 ppm PCBs; waste ge	15.570 TONS
	Hazardous Surcharge Ton	15.570 TONS
	CTD981205263 EVERSOURCE ENERGY	
	Gross: 72,700 lbs. **Tare:** 41,560 lbs. **Net:** 31,140 lbs.	

NO SALVAGING ON PREMISES

Wayne Disposal, Inc.

49350 N I-94 SERVICE DRIVE, BELLEVILLE , MI 48111 USA

Customer Account:
STRATEGIC ENVIRONMENTAL SERVICES INC
362 PUTNAM HILL ROAD
SUTTON, MA 01590, USA

Generator Site Address:
CTD981205263, EVERSOURCE ENERGY
34 HOPMEADOW STREET
WEATOGUE, CT, 06089, USA

Weight Ticket

Receipt ID: 1342635
Customer ID: 3425
Manifest / BOL: 021138328JJK
Transporter: S & C Transport
Transporter EPA ID: MIK126399684
Truck#: 160
Date: 01/26/2021
Time In: 8:21 AM
Time Out: 9:30 AM

Line	Description Generator	Qty. Unit
1 - 1	L200007WDI - Soil containing greater than 50 ppm PCBs; waste ge	10.550 TONS
	Hazardous Surcharge Ton	10.550 TONS
	CTD981205263 EVERSOURCE ENERGY	
	Gross: 57,200 lbs. **Tare:** 36,100 lbs. **Net:** 21,100 lbs.	

NO SALVAGING ON PREMISES

Wayne Disposal, Inc.

49350 N I-94 SERVICE DRIVE, BELLEVILLE , MI 48111 USA

Customer Account:
STRATEGIC ENVIRONMENTAL SERVICES INC
362 PUTNAM HILL ROAD
SUTTON, MA 01590, USA

Generator Site Address:
CTD981205263, EVERSOURCE ENERGY
34 HOPMEADOW STREET
WEATOGUE, CT, 06089, USA

Weight Ticket

Receipt ID: 1342637
Customer ID: 3425
Manifest / BOL: 021138327JJK
Transporter: S & C Transport
Transporter EPA ID: MIK126399684
Truck#: 160
Date: 01/26/2021
Time In: 8:30 AM
Time Out: 9:32 AM

Line	Description Generator	Qty. Unit
1 - 1	L200007WDI - Soil containing greater than 50 ppm PCBs; waste ge	20.040 TONS
	Hazardous Surcharge Ton	20.040 TONS
	CTD981205263 EVERSOURCE ENERGY	
	Gross: 74,840 lbs. **Tare:** 34,760 lbs. **Net:** 40,080 lbs.	

NO SALVAGING ON PREMISES

Non-PCB Soil Manifests

CLEANEARTH

NON-RCRA HAZARDOUS WASTE MANIFEST

1967384

1. GENERATOR'S NAME AND MAILING ADDRESS Eversource Energy 107 Selden St Berlin, CT 06037		GENERATOR'S SITE ADDRESS Simsbury Former AWC 34 Hopmeadow Street Weatogue, CT 06089 204071699	
2. GENERATOR'S PHONE 860-665-5751			
3. TRANSPORTER 1 COMPANY NAME STRATEGIC ENVIRONMENTAL SVCS	4. US EPA ID NUMBER NOT APPLICABLE	A. TRANSPORTER 1'S PHONE (508) 757-7782	TRANSPORTER'S PLATE NUMBER 1961 A
5. TRANSPORTER 2 COMPANY NAME	6. US EPA ID NUMBER NOT APPLICABLE	B. TRANSPORTER 2'S PHONE ( )	TRANSPORTER'S PLATE NUMBER
7. DESIGNATED FACILITY NAME AND SITE ADDRESS CLEAN EARTH OF CONNECTICUT 58 NORTH WASHINGTON STREET PLAINVILLE, CT 06062	8. MAILING ADDRESS CLEAN EARTH OF CONNECTICUT 58 NORTH WASHINGTON STREET PLAINVILLE, CT 06062	C. FACILITY'S PHONE (860) 747-8888	

9. US DOT DESCRIPTION (INCLUDING PROPER SHIPPING NAME, HAZARD CLASS, AND ID NUMBER)	10. CONTAINERS NO.	10. CONTAINERS TYPE	11. TOTAL QUANTITY	12. UNIT WT/VOL
a. CONNECTICUT REGULATED WASTE SOLID, NONE, NONE	001	DT	00020	T
b.				
c.				

D. ADDITIONAL DESCRIPTIONS FOR MATERIALS LISTED ABOVE	E. HANDLING CODES FOR WASTES LISTED ABOVE INTERIM	FINAL
SOIL CONTAMINATED WITH PETROLEUM HYDROCARBONS	SO2	T57

13. SPECIAL HANDLING INSTRUCTIONS AND ADDITIONAL INFORMATION

14. GENERATOR'S CERTIFICATION: I hereby declare that the contents of this consignment are fully and accurately described above by the proper shipping name and are classified, packaged, marked and labeled/placarded, and are in all respects in proper condition for transport by highway according to applicable national governmental regulations, and all applicable State of Connecticut laws and regulation. I certify that this material neither contains polychlorinated biphenyls (PCB's) in concentrations greater than 25 ppm, nor has been mixed in anyway with PCB's in concentrations greater than or equal to 50 ppm. I certify that the material listed above contained no free liquids at the time of loading.

PRINTED/TYPED NAME	SIGNATURE	MONTH	DAY	YEAR
DREW BLICHARZ AS AGENT FOR EVERSOURCE	Drew Blichar	12	03	20

15. TRANSPORTER 1 ACKNOWLEDGEMENT OF RECEIPT OF MATERIALS

PRINTED/TYPED NAME	SIGNATURE	MONTH	DAY	YEAR
CHRIS MATHIS		12	03	20

16. TRANSPORTER 2 ACKNOWLEDGEMENT OF RECEIPT OF MATERIALS

PRINTED/TYPED NAME	SIGNATURE	MONTH	DAY	YEAR

17. DISCREPANCY INDICATION SPACE

11(a) CORRECTED WEIGHT AS SCALED 27.61 TON'S

18. FACILITY OWNER OR OPERATOR: CERTIFICATION OF RECEIPT OF WASTE MATERIALS COVERED BY THIS MANIFEST EXCEPT AS NOTED IN ITEM 13.

PRINTED/TYPED NAME	SIGNATURE	MONTH	DAY	YEAR
Mark		12	5	

FACILITY TO GENERATOR

ITEM# CE WM300 / PRO'S CHOICE PRINTING, INC. 1-888-801-1515

Clean Earth of Connecticut
58 North Washington Street
Plainville, CT 06062
Ph: Fax:

Manifest: 1867984
Vehicle: 1901A
Decal:

Customer: STRATEGIC ENVIRONMENTAL SERV
Generator: Eversource Energy
Address: 107 Selden Street
Berlin, CT 06037

Material: Recyclable soil/rock/material

Driver:
Comment:

Ticket: 2383106

	Date	Time	Scale
In:	12/03/2020	09:23:01	CECT
Out:	12/03/2020	09:23:01	CECT
	Lbs	Tn	
Gross:	85580.00	42.79	
Tare:	30360.00	15.18	
Net:	55220.00	27.61	

Carrier:
Profile #: 204071699
Job: Simsbury Former AWC
Address: 34 Hopmeadow Street
WEATOGUE, CT 06089

Facility: Clean Earth of Connecticut
Nora Euvrard

CLEANEARTH

NON-RCRA HAZARDOUS WASTE MANIFEST

1867285

1. GENERATOR'S NAME AND MAILING ADDRESS Eversource Energy 107 Selden St Berlin, CT 06037	GENERATOR'S SITE ADDRESS Simsbury Former AWC 34 Hopmeadow Street Weatogue, CT 06089 204071699
2. GENERATOR'S PHONE 860-665-5751	

3. TRANSPORTER 1 COMPANY NAME	4. US EPA ID NUMBER	A. TRANSPORTER 1'S PHONE	TRANSPORTER'S PLATE NUMBER
STRATEGIC ENVIRONMENTAL	NOT APPLICABLE	(508) 757 7782	8452A MA
5. TRANSPORTER 2 COMPANY NAME	6. US EPA ID NUMBER	B. TRANSPORTER 2'S PHONE	TRANSPORTER'S PLATE NUMBER
	NOT APPLICABLE	( )	

7. DESIGNATED FACILITY NAME AND SITE ADDRESS	8. MAILING ADDRESS	C. FACILITY'S PHONE
CLEAN EARTH OF CONNECTICUT 58 NORTH WASHINGTON STREET PLAINVILLE, CT 06062	CLEAN EARTH OF CONNECTICUT 58 NORTH WASHINGTON STREET PLAINVILLE, CT 06062	(860) 747-8888

9. US DOT DESCRIPTION (INCLUDING PROPER SHIPPING NAME, HAZARD CLASS, AND ID NUMBER)	10. CONTAINERS NO.	10. CONTAINERS TYPE	11. TOTAL QUANTITY	12. UNIT WT/VOL
a. CONNECTICUT REGULATED WASTE SOLID, NONE, NONE	001	DT	00020	T
b.				
c.				

D. ADDITIONAL DESCRIPTIONS FOR MATERIALS LISTED ABOVE	E. HANDLING CODES FOR WASTES LISTED ABOVE INTERIM	FINAL
SOIL CONTAMINATED WITH PETROLEUM HYDROCARBONS	SO2	T57

13. SPECIAL HANDLING INSTRUCTIONS AND ADDITIONAL INFORMATION

WO# 20-0329

ID# 1

TRUCK 114 T-05 8452A MA 1900A MA

14. GENERATOR'S CERTIFICATION: I hereby declare that the contents of this consignment are fully and accurately described above by the proper shipping name and are classified, packaged, marked and labeled/placarded, and are in all respects in proper condition for transport by highway according to applicable national governmental regulations, and all applicable State of Connecticut laws and regulation. I certify that this material neither contains polychlorinated biphenyls (PCB's) in concentrations greater than 25 ppm, nor has been mixed in anyway with PCB's in concentrations greater than or equal to 50 ppm. I certify that the material listed above contained no free liquids at the time of loading.

PRINTED/TYPED NAME	SIGNATURE	MONTH	DAY	YEAR
DREW BLICHARZ AS AGENT FOR EVERSOURCE	Drew Blichars	12	03	20

15. TRANSPORTER 1 ACKNOWLEDGEMENT OF RECEIPT OF MATERIALS

PRINTED/TYPED NAME	SIGNATURE	MONTH	DAY	YEAR
SCOTT LAJOIE	Scott Lajoie	12	03	20

16. TRANSPORTER 2 ACKNOWLEDGEMENT OF RECEIPT OF MATERIALS

PRINTED/TYPED NAME	SIGNATURE	MONTH	DAY	YEAR

17. DISCREPANCY INDICATION SPACE

11(a) CORRECTED WEIGHT AS SCALED 15.55 TON'S

18. FACILITY OWNER OR OPERATOR: CERTIFICATION OF RECEIPT OF WASTE MATERIALS COVERED BY THIS MANIFEST EXCEPT AS NOTED IN ITEM 13.

PRINTED/TYPED NAME	SIGNATURE	MONTH	DAY	YEAR
		12	3	20

FACILITY TO GENERATOR

ITEM# CE WM300 / PRO'S CHOICE PRINTING, INC. 1-888-801-1515

Clean Earth of Connecticut
58 North Washington Street
Plainville, CT 06062
Ph: Fax:

Manifest: 1867985
Vehicle: 8452A
Decal:

Customer: STRATEGIC ENVIRONMENTAL SERV
Generator: Eversource Energy
Address: 107 Selden Street
Berlin, CT 06037

Material: Recyclable soil/rock/material

Driver:
Comment:

Ticket: 2384224

	Date	Time	Scale
In:	12/03/2020	09:48:44	CECT
Out:	12/03/2020	09:48:44	CECT
	Lbs	Tn	
Gross:	86540.00	43.27	
Tare:	34840.00	17.42	
Net:	51700.00	25.85	

Carrier:
Profile #: 204071699
Job: Simsbury Former AWC
Address: 34 Hopmeadow Street
WEATOGUE, CT 06089

Facility: Clean Earth of Connecticut
Nora Euvrard

CLEANEARTH

NON-RCRA HAZARDOUS WASTE MANIFEST

1867986

1. GENERATOR'S NAME AND MAILING ADDRESS Eversource Energy 107 Selden St Berlin, CT 06037	GENERATOR'S SITE ADDRESS Simsbury Former AWC 34 Hopmeadow Street Weatogue, CT 06089 204071699
2. GENERATOR'S PHONE 860-665-5751	

3. TRANSPORTER 1 COMPANY NAME	4. US EPA ID NUMBER	A. TRANSPORTER 1'S PHONE	TRANSPORTER'S PLATE NUMBER
Stratego Environmental Services	NOT APPLICABLE	508)757-7782	MA 1901A
5. TRANSPORTER 2 COMPANY NAME	6. US EPA ID NUMBER	B. TRANSPORTER 2'S PHONE	TRANSPORTER'S PLATE NUMBER
	NOT APPLICABLE	( )	

7. DESIGNATED FACILITY NAME AND SITE ADDRESS	8. MAILING ADDRESS	C. FACILITY'S PHONE
CLEAN EARTH OF CONNECTICUT 58 NORTH WASHINGTON STREET PLAINVILLE, CT 06062	CLEAN EARTH OF CONNECTICUT 58 NORTH WASHINGTON STREET PLAINVILLE, CT 06062	(860) 747-8888

9. US DOT DESCRIPTION (INCLUDING PROPER SHIPPING NAME, HAZARD CLASS, AND ID NUMBER)	10. CONTAINERS NO.	10. CONTAINERS TYPE	11. TOTAL QUANTITY	12. UNIT WT/VOL
a. CONNECTICUT REGULATED WASTE SOLID, NONE, NONE	001	DT	00020	T
b.				
c.				

D. ADDITIONAL DESCRIPTIONS FOR MATERIALS LISTED ABOVE	E. HANDLING CODES FOR WASTES LISTED ABOVE INTERIM	FINAL
SOIL CONTAMINATED WITH PETROLEUM HYDROCARBONS	SO2	T57

13. SPECIAL HANDLING INSTRUCTIONS AND ADDITIONAL INFORMATION

14. GENERATOR'S CERTIFICATION: I hereby declare that the contents of this consignment are fully and accurately described above by the proper shipping name and are classified, packaged, marked and labeled/placarded, and are in all respects in proper condition for transport by highway according to applicable national governmental regulations, and all applicable State of Connecticut laws and regulation. I certify that this material neither contains polychlorinated biphenyls (PCB's) in concentrations greater than 25 ppm, nor has been mixed in anyway with PCB's in concentrations greater than or equal to 50 ppm. I certify that the material listed above contained no free liquids at the time of loading.

PRINTED/TYPED NAME	SIGNATURE	MONTH	DAY	YEAR
DREW BLICHARZ AS AGENT FOR EVERSOURCE	Drew Blichar	12	03	20

15. TRANSPORTER 1 ACKNOWLEDGEMENT OF RECEIPT OF MATERIALS

PRINTED/TYPED NAME	SIGNATURE	MONTH	DAY	YEAR
Chris McHugh		12	03	20

16. TRANSPORTER 2 ACKNOWLEDGEMENT OF RECEIPT OF MATERIALS

PRINTED/TYPED NAME	SIGNATURE	MONTH	DAY	YEAR

17. DISCREPANCY INDICATION SPACE

11(a) CORRECTED WEIGHT AS SCALED 26.27 TON'S

18. FACILITY OWNER OR OPERATOR: CERTIFICATION OF RECEIPT OF WASTE MATERIALS COVERED BY THIS MANIFEST EXCEPT AS NOTED IN ITEM 13.

PRINTED/TYPED NAME	SIGNATURE	MONTH	DAY	YEAR
		12	3	20

FACILITY TO GENERATOR

ITEM# CE WM300 / PRO'S CHOICE PRINTING, INC. 1-888-801-1515

Clean Earth of Connecticut
58 North Washington Street
Plainville, CT 06062
Ph: Fax:

Manifest: 1867986
Vehicle: 1901A
Decal:

Customer: STRATEGIC ENVIRONMENTAL SERV
Generator: Eversource Energy
Address: 107 Selden Street
Berlin, CT 06037

Material: Recyclable soil/rock/material

Driver:
Comment:

Ticket: 2384335

	Date	Time	Scale
In:	12/03/2020	11:13:46	CECT
Out:	12/03/2020	11:13:46	CECT
	Lbs	Tn	
Gross:	82860.00	41.43	
Tare:	30320.00	15.16	
Net:	52540.00	26.27	

Carrier:
Profile #: 204071699
Job: Simsbury Former AWC
Address: 34 Hopmeadow Street
WEATOGUE, CT 06089

Facility: Clean Earth of Connecticut
Nora Euvrard

CLEANEARTH

NON-RCRA HAZARDOUS WASTE MANIFEST

1867937

1. GENERATOR'S NAME AND MAILING ADDRESS Eversource Energy 107 Selden St Berlin, CT 06037		GENERATOR'S SITE ADDRESS Simsbury Former AWC 34 Hopmeadow Street Weatogue, CT 06089 204071699	
2. GENERATOR'S PHONE 860-665-5751			
3. TRANSPORTER 1 COMPANY NAME Strategic Environmental Services	4. US EPA ID NUMBER NOT APPLICABLE	A. TRANSPORTER 1'S PHONE (508)757-7782	TRANSPORTER'S PLATE NUMBER MA 8452A
5. TRANSPORTER 2 COMPANY NAME	6. US EPA ID NUMBER NOT APPLICABLE	B. TRANSPORTER 2'S PHONE ( )	TRANSPORTER'S PLATE NUMBER
7. DESIGNATED FACILITY NAME AND SITE ADDRESS CLEAN EARTH OF CONNECTICUT 58 NORTH WASHINGTON STREET PLAINVILLE, CT 06062	8. MAILING ADDRESS CLEAN EARTH OF CONNECTICUT 58 NORTH WASHINGTON STREET PLAINVILLE, CT 06062	C. FACILITY'S PHONE (860) 747-8888	

9. US DOT DESCRIPTION (INCLUDING PROPER SHIPPING NAME, HAZARD CLASS, AND ID NUMBER)	10. CONTAINERS NO.	10. CONTAINERS TYPE	11. TOTAL QUANTITY	12. UNIT WT/VOL
a. CONNECTICUT REGULATED WASTE SOLID, NONE, NONE	001	DT	00020	T
b.				
c.				

D. ADDITIONAL DESCRIPTIONS FOR MATERIALS LISTED ABOVE	E. HANDLING CODES FOR WASTES LISTED ABOVE INTERIM	FINAL
SOIL CONTAMINATED WITH PETROLEUM HYDROCARBONS	SO2	T57

13. SPECIAL HANDLING INSTRUCTIONS AND ADDITIONAL INFORMATION

JOB# 20-0329

TRUCK 114 TRAILER T-05 12/3

14. GENERATOR'S CERTIFICATION: I hereby declare that the contents of this consignment are fully and accurately described above by the proper shipping name and are classified, packaged, marked and labeled/placarded, and are in all respects in proper condition for transport by highway according to applicable national governmental regulations, and all applicable State of Connecticut laws and regulation. I certify that this material neither contains polychlorinated biphenyls (PCB's) in concentrations greater than 25 ppm, nor has been mixed in anyway with PCB's in concentrations greater than or equal to 50 ppm. I certify that the material listed above contained no free liquids at the time of loading.

PRINTED/TYPED NAME	SIGNATURE	MONTH	DAY	YEAR
DREW BLICHARZ AS AGENT FOR EVERSOURCE	Drew Blichar	12	03	20

15. TRANSPORTER 1 ACKNOWLEDGEMENT OF RECEIPT OF MATERIALS

PRINTED/TYPED NAME	SIGNATURE	MONTH	DAY	YEAR
SCOTT LAJOIE		12	03	20

16. TRANSPORTER 2 ACKNOWLEDGEMENT OF RECEIPT OF MATERIALS

PRINTED/TYPED NAME	SIGNATURE	MONTH	DAY	YEAR

17. DISCREPANCY INDICATION SPACE

11(a) CORRECTED WEIGHT AS SCALED 24.87 TON'S

18. FACILITY OWNER OR OPERATOR: CERTIFICATION OF RECEIPT OF WASTE MATERIALS COVERED BY THIS MANIFEST EXCEPT AS NOTED IN ITEM 13.

PRINTED/TYPED NAME	SIGNATURE	MONTH	DAY	YEAR
		12	3	20

FACILITY TO GENERATOR

ITEM# CE WM300 / PRO'S CHOICE PRINTING, INC. 1-888-801-1515

Clean Earth of Connecticut
58 North Washington Street
Plainville, CT 06062
Ph: Fax:

Manifest: 1867987
Vehicle: 8452A
Decal:

Customer: STRATEGIC ENVIRONMENTAL SERV
Generator: Eversource Energy
Address: 107 Selden Street
Berlin, CT 06037

Material: Recyclable soil/rock/material

Driver:
Comment:

Ticket: 2384386

	Date	Time	Scale
In:	12/03/2020	11:45:08	CECT
Out:	12/03/2020	11:45:08	CECT
	Lbs	Tn	
Gross:	84880.00	42.44	
Tare:	35140.00	17.57	
Net:	49740.00	24.87	

Carrier:
Profile #: 204071699
Job: Simsbury Former AWC
Address: 34 Hopmeadow Street
WEATOGUE, CT 06089

Facility: Clean Earth of Connecticut
Nora Euvrard

CLEANEARTH

NON-RCRA HAZARDOUS WASTE MANIFEST

1867088

1. GENERATOR'S NAME AND MAILING ADDRESS Eversource Energy 107 Selden St Berlin, CT 06037 2. GENERATOR'S PHONE 860-665-5751	GENERATOR'S SITE ADDRESS Simsbury Public Wks 34 Hopmeadow Street Weatogue, CT 06089 204071699

3. TRANSPORTER 1 COMPANY NAME	4. US EPA ID NUMBER	A. TRANSPORTER 1'S PHONE	TRANSPORTER'S PLATE NUMBER
Strategic Environmental Services	NOT APPLICABLE	508)757-7782	MA 1901A
5. TRANSPORTER 2 COMPANY NAME	6. US EPA ID NUMBER	B. TRANSPORTER 2'S PHONE	TRANSPORTER'S PLATE NUMBER
	NOT APPLICABLE	( )	

7. DESIGNATED FACILITY NAME AND SITE ADDRESS	8. MAILING ADDRESS	C. FACILITY'S PHONE
CLEAN EARTH OF CONNECTICUT 58 NORTH WASHINGTON STREET PLAINVILLE, CT 06062	CLEAN EARTH OF CONNECTICUT 58 NORTH WASHINGTON STREET PLAINVILLE, CT 06062	(860) 747-8888

9. US DOT DESCRIPTION (INCLUDING PROPER SHIPPING NAME, HAZARD CLASS, AND ID NUMBER)	10. CONTAINERS NO.	10. CONTAINERS TYPE	11. TOTAL QUANTITY	12. UNIT WT/VOL
a. CONNECTICUT REGULATED WASTE SOLID, NONE, NONE	001	DT	00020	T
b.				
c.				

D. ADDITIONAL DESCRIPTIONS FOR MATERIALS LISTED ABOVE	E. HANDLING CODES FOR WASTES LISTED ABOVE INTERIM	FINAL
SOIL CONTAMINATED WITH PETROLEUM HYDROCARBONS	SO2	T57

13. SPECIAL HANDLING INSTRUCTIONS AND ADDITIONAL INFORMATION

14. GENERATOR'S CERTIFICATION: I hereby declare that the contents of this consignment are fully and accurately described above by the proper shipping name and are classified, packaged, marked and labeled/placarded, and are in all respects in proper condition for transport by highway according to applicable national governmental regulations, and all applicable State of Connecticut laws and regulation. I certify that this material neither contains polychlorinated biphenyls (PCB's) in concentrations greater than 25 ppm, nor has been mixed in anyway with PCB's in concentrations greater than or equal to 50 ppm. I certify that the material listed above contained no free liquids at the time of loading.

PRINTED/TYPED NAME	SIGNATURE	MONTH	DAY	YEAR
AS AGENT FOR DREW BLICHARZ EVERSOURCE	Drew Blichar	10	3	2026

15. TRANSPORTER 1 ACKNOWLEDGEMENT OF RECEIPT OF MATERIALS

PRINTED/TYPED NAME	SIGNATURE	MONTH	DAY	YEAR
CHRIS Mathis		10	3	2026

16. TRANSPORTER 2 ACKNOWLEDGEMENT OF RECEIPT OF MATERIALS

PRINTED/TYPED NAME	SIGNATURE	MONTH	DAY	YEAR

17. DISCREPANCY INDICATION SPACE

11(a) CORRECTED WEIGHT AS SCALED 25.75 TON'S

18. FACILITY OWNER OR OPERATOR: CERTIFICATION OF RECEIPT OF WASTE MATERIALS COVERED BY THIS MANIFEST EXCEPT AS NOTED IN ITEM 13.

PRINTED/TYPED NAME	SIGNATURE	MONTH	DAY	YEAR
		10	3	20

FACILITY TO GENERATOR

ITEM# CE WM300 / PRO'S CHOICE PRINTING, INC. 1-888-801-1515

Clean Earth of Connecticut
58 North Washington Street
Plainville, CT 06062
Ph: Fax:

Manifest: 1867988
Vehicle: 1901A
Decal:

Customer: STRATEGIC ENVIRONMENTAL SERV
Generator: Eversource Energy
Address: 107 Selden Street
Berlin, CT 06037

Material: Recyclable soil/rock/material

Driver:
Comment:

Ticket: 2384498

	Date	Time	Scale
In:	12/03/2020	13:03:05	CECT
Out:	12/03/2020	13:03:05	CECT

	Lbs	Tn
Gross:	81780.00	40.89
Tare:	30320.00	15.16
Net:	51460.00	25.73

Carrier:
Profile #: 204071699
Job: Simsbury Former AWC
Address: 34 Hopmeadow Street
WEATOGUE, CT 06089

Facility: Clean Earth of Connecticut
Nora Euvrard

CLEANEARTH

NON-RCRA HAZARDOUS WASTE MANIFEST

1867993

1. GENERATOR'S NAME AND MAILING ADDRESS Eversource Energy 107 Selden St Berlin, CT 06037 2. GENERATOR'S PHONE 860-665-5751	GENERATOR'S SITE ADDRESS Simsbury Permit #WC 34 Hopmeadow Street Weatogue, CT 06089 204071699

3. TRANSPORTER 1 COMPANY NAME	4. US EPA ID NUMBER	A. TRANSPORTER 1'S PHONE	TRANSPORTER'S PLATE NUMBER
Strategic Environmental Services	NOT APPLICABLE	508-757-7782	MA 8452A
5. TRANSPORTER 2 COMPANY NAME	6. US EPA ID NUMBER	B. TRANSPORTER 2'S PHONE	TRANSPORTER'S PLATE NUMBER
	NOT APPLICABLE	( )	

7. DESIGNATED FACILITY NAME AND SITE ADDRESS	8. MAILING ADDRESS	C. FACILITY'S PHONE
CLEAN EARTH OF CONNECTICUT 58 NORTH WASHINGTON STREET PLAINVILLE, CT 06062	CLEAN EARTH OF CONNECTICUT 58 NORTH WASHINGTON STREET PLAINVILLE, CT 06062	(860) 747-8888

9. US DOT DESCRIPTION (INCLUDING PROPER SHIPPING NAME, HAZARD CLASS, AND ID NUMBER)	10. CONTAINERS NO.	10. CONTAINERS TYPE	11. TOTAL QUANTITY	12. UNIT WT/VOL
a. CONNECTICUT REGULATED WASTE SOLID, NONE, NONE	001	DT	00020	T
b.				
c.				

D. ADDITIONAL DESCRIPTIONS FOR MATERIALS LISTED ABOVE	E. HANDLING CODES FOR WASTES LISTED ABOVE INTERIM	FINAL
SOIL CONTAMINATED WITH PETROLEUM HYDROCARBONS	SO2	T57

13. SPECIAL HANDLING INSTRUCTIONS AND ADDITIONAL INFORMATION
JOB# 20-0329 $9020
3RD LOAD 114 8452A TKS 1900A

14. GENERATOR'S CERTIFICATION: I hereby declare that the contents of this consignment are fully and accurately described above by the proper shipping name and are classified, packaged, marked and labeled/placarded, and are in all respects in proper condition for transport by highway according to applicable national governmental regulations, and all applicable State of Connecticut laws and regulation. I certify that this material neither contains polychlorinated biphenyls (PCB's) in concentrations greater than 25 ppm, nor has been mixed in anyway with PCB's in concentrations greater than or equal to 50 ppm. I certify that the material listed above contained no free liquids at the time of loading.

PRINTED/TYPED NAME	SIGNATURE	MONTH	DAY	YEAR
AS AGENT FOR DREW BLICHARZ EVERSOURCE	Drew Blichar	12	03	20

15. TRANSPORTER 1 ACKNOWLEDGEMENT OF RECEIPT OF MATERIALS

PRINTED/TYPED NAME	SIGNATURE	MONTH	DAY	YEAR
Scott Pyle		12	03	20

16. TRANSPORTER 2 ACKNOWLEDGEMENT OF RECEIPT OF MATERIALS

PRINTED/TYPED NAME	SIGNATURE	MONTH	DAY	YEAR

17. DISCREPANCY INDICATION SPACE
11(a) CORRECTED WEIGHT AS SCALED 27.15 TON'S

18. FACILITY OWNER OR OPERATOR: CERTIFICATION OF RECEIPT OF WASTE MATERIALS COVERED BY THIS MANIFEST EXCEPT AS NOTED IN ITEM 13.

PRINTED/TYPED NAME	SIGNATURE	MONTH	DAY	YEAR
Zack	Zach	12	3	20

FACILITY TO GENERATOR

ITEM# CE WM300 / PRO'S CHOICE PRINTING, INC. 1-888-801-1515

Clean Earth of Connecticut
58 North Washington Street
Plainville, CT 06062
Ph: Fax:

Manifest: 1867989
Vehicle: 8452A
Decal:

Customer: STRATEGIC ENVIRONMENTAL SERV
Generator: Eversource Energy
Address: 107 Selden Street
Berlin, CT 06037

Material: Recyclable soil/rock/material

Driver:
Comment:

Ticket: 2384572

	Date	Time	Scale
In:	12/03/2020	13:48:15	CECT
Out:	12/03/2020	13:48:15	CECT
	Lbs	Tn	
Gross:	89020.00	44.51	
Tare:	34720.00	17.36	
Net:	54300.00	27.15	

Carrier:
Profile #: 204071699
Job: Simsbury Former AWC
Address: 34 Hopmeadow Street
WEATOGUE, CT 06089

Facility: Clean Earth of Connecticut
Sondra Zak

CLEANEARTH

NON-RCRA HAZARDOUS WASTE MANIFEST

1867991

1. GENERATOR'S NAME AND MAILING ADDRESS Eversource Energy 107 Selden St Berlin, CT 06037		GENERATOR'S SITE ADDRESS Simsbury Former AWC 34 Hopmeadow Street Weatogue, CT 06089	
2. GENERATOR'S PHONE 860-665-5751		204071699	
3. TRANSPORTER 1 COMPANY NAME Strategic Environmental Services	4. US EPA ID NUMBER NOT APPLICABLE	A. TRANSPORTER 1'S PHONE 508-757-7782	TRANSPORTER'S PLATE NUMBER MA 1901A
5. TRANSPORTER 2 COMPANY NAME	6. US EPA ID NUMBER NOT APPLICABLE	B. TRANSPORTER 2'S PHONE ( )	TRANSPORTER'S PLATE NUMBER
7. DESIGNATED FACILITY NAME AND SITE ADDRESS CLEAN EARTH OF CONNECTICUT 58 NORTH WASHINGTON STREET PLAINVILLE, CT 06062	8. MAILING ADDRESS CLEAN EARTH OF CONNECTICUT 58 NORTH WASHINGTON STREET PLAINVILLE, CT 06062	C. FACILITY'S PHONE (860) 747-8888	

9. US DOT DESCRIPTION (INCLUDING PROPER SHIPPING NAME, HAZARD CLASS, AND ID NUMBER)	10. CONTAINERS NO.	10. CONTAINERS TYPE	11. TOTAL QUANTITY	12. UNIT WT/VOL
a. CONNECTICUT REGULATED WASTE SOLID, NONE, NONE	001	DT	00020	T
b.				
c.				

D. ADDITIONAL DESCRIPTIONS FOR MATERIALS LISTED ABOVE	E. HANDLING CODES FOR WASTES LISTED ABOVE INTERIM	FINAL
SOIL CONTAMINATED WITH PETROLEUM HYDROCARBONS	SO2	T57

13. SPECIAL HANDLING INSTRUCTIONS AND ADDITIONAL INFORMATION

14. GENERATOR'S CERTIFICATION: I hereby declare that the contents of this consignment are fully and accurately described above by the proper shipping name and are classified, packaged, marked and labeled/placarded, and are in all respects in proper condition for transport by highway according to applicable national governmental regulations, and all applicable State of Connecticut laws and regulation. I certify that this material neither contains polychlorinated biphenyls (PCB's) in concentrations greater than 25 ppm, nor has been mixed in anyway with PCB's in concentrations greater than or equal to 50 ppm. I certify that the material listed above contained no free liquids at the time of loading.

PRINTED/TYPED NAME	SIGNATURE	MONTH	DAY	YEAR
AS AGENT FOR DREW BLICHARZ EVERSOURCE		12	03	20

15. TRANSPORTER 1 ACKNOWLEDGEMENT OF RECEIPT OF MATERIALS

PRINTED/TYPED NAME	SIGNATURE	MONTH	DAY	YEAR
CHRIS Mullus		12	03	20

16. TRANSPORTER 2 ACKNOWLEDGEMENT OF RECEIPT OF MATERIALS

PRINTED/TYPED NAME	SIGNATURE	MONTH	DAY	YEAR

17. DISCREPANCY INDICATION SPACE

11(a) CORRECTED WEIGHT AS SCALED 26.38 TON'S

18. FACILITY OWNER OR OPERATOR: CERTIFICATION OF RECEIPT OF WASTE MATERIALS COVERED BY THIS MANIFEST EXCEPT AS NOTED IN ITEM 13.

PRINTED/TYPED NAME	SIGNATURE	MONTH	DAY	YEAR
		12	03	20

FACILITY TO GENERATOR

ITEM# CE WM300 / PRO'S CHOICE PRINTING, INC. 1-888-601-1515

Clean Earth of Connecticut
58 North Washington Street
Plainville, CT 06062
Ph: Fax:

Manifest: 1867991
Vehicle: 1901A
Decal:

Customer: STRATEGIC ENVIRONMENTAL SERV
Generator: Eversource Energy
Address: 107 Selden Street
Berlin, CT 06037

Material: Recyclable soil/rock/material

Driver:
Comment:

Ticket: 2384669

	Date	Time	Scale
In:	12/03/2020	14:50:31	CECT
Out:	12/03/2020	14:50:31	CECT
	Lbs	Tn	
Gross:	83080.00	41.54	
Tare:	30320.00	15.16	
Net:	52760.00	26.38	

Carrier:
Profile #: 204071699
Job: Simsbury Former AWC
Address: 34 Hopmeadow Street
WEATOGUE, CT 06089

Facility: Clean Earth of Connecticut
Nora Euvrard

landeen 4107

CLEANEARTH

NON-RCRA HAZARDOUS WASTE MANIFEST

1867993

1. GENERATOR'S NAME AND MAILING ADDRESS Eversource Energy 107 Selden St Berlin, CT 06037		Simsbury DESIGNATED FACILITY ADDRESS 34 Hopmeadow Street Weatogue, CT 06089 204071699	
2. GENERATOR'S PHONE 860-665-5751			
3. TRANSPORTER 1 COMPANY NAME Landeen Transp.	4. US EPA ID NUMBER NOT APPLICABLE	A. TRANSPORTER 1'S PHONE ( )	TRANSPORTER'S PLATE NUMBER 4284EA
5. TRANSPORTER 2 COMPANY NAME	6. US EPA ID NUMBER NOT APPLICABLE	B. TRANSPORTER 2'S PHONE ( )	TRANSPORTER'S PLATE NUMBER
7. DESIGNATED FACILITY NAME AND SITE ADDRESS CLEAN EARTH OF CONNECTICUT 58 NORTH WASHINGTON STREET PLAINVILLE, CT 06062	8. MAILING ADDRESS CLEAN EARTH OF CONNECTICUT 58 NORTH WASHINGTON STREET PLAINVILLE, CT 06062	C. FACILITY'S PHONE (860) 747-8888	

9. US DOT DESCRIPTION (INCLUDING PROPER SHIPPING NAME, HAZARD CLASS, AND ID NUMBER)	10. CONTAINERS NO.	10. CONTAINERS TYPE	11. TOTAL QUANTITY	12. UNIT WT/VOL
a. CONNECTICUT REGULATED WASTE SOLID, NONE, NONE	001	DT	00020	T
b.				
c.				

D. ADDITIONAL DESCRIPTIONS FOR MATERIALS LISTED ABOVE	E. HANDLING CODES FOR WASTES LISTED ABOVE INTERIM	FINAL
SOIL CONTAMINATED WITH PETROLEUM HYDROCARBONS	SO2	T57

13. SPECIAL HANDLING INSTRUCTIONS AND ADDITIONAL INFORMATION

14. GENERATOR'S CERTIFICATION: I hereby declare that the contents of this consignment are fully and accurately described above by the proper shipping name and are classified, packaged, marked and labeled/placarded, and are in all respects in proper condition for transport by highway according to applicable national governmental regulations, and all applicable State of Connecticut laws and regulation. I certify that this material neither contains polychlorinated biphenyls (PCB's) in concentrations greater than 25 ppm, nor has been mixed in anyway with PCB's in concentrations greater than or equal to 50 ppm. I certify that the material listed above contained no free liquids at the time of loading.

PRINTED/TYPED NAME	SIGNATURE	MONTH	DAY	YEAR
AS AGENT FOR DREW BLICHARZ EVERSOURCE	Drew Blichar			

15. TRANSPORTER 1 ACKNOWLEDGEMENT OF RECEIPT OF MATERIALS

PRINTED/TYPED NAME	SIGNATURE	MONTH	DAY	YEAR
Seth Miller		12	3	20

16. TRANSPORTER 2 ACKNOWLEDGEMENT OF RECEIPT OF MATERIALS

PRINTED/TYPED NAME	SIGNATURE	MONTH	DAY	YEAR

17. DISCREPANCY INDICATION SPACE

11(a) CORRECTED WEIGHT AS SCALED 22.38 TON'S

18. FACILITY OWNER OR OPERATOR: CERTIFICATION OF RECEIPT OF WASTE MATERIALS COVERED BY THIS MANIFEST EXCEPT AS NOTED IN ITEM 13.

PRINTED/TYPED NAME	SIGNATURE	MONTH	DAY	YEAR
		12	4	20

FACILITY TO GENERATOR

ITEM# CE WM300 / PRO'S CHOICE PRINTING, INC. 1-888-801-1515

Clean Earth of Connecticut
58 North Washington Street
Plainville, CT 06062
Ph: Fax:

Manifest: 1867993
Vehicle: 42452A
Decal:

Customer: STRATEGIC ENVIRONMENTAL SERV
Generator: Eversource Energy
Address: 107 Selden Street
Berlin, CT 06037

Material: Recyclable soil/rock/material

Driver:
Comment:

Ticket: 2383108

	Date	Time	Scale
In:	12/04/2020	07:55:08	CECT
Out:	12/04/2020	07:55:08	CECT
	Lbs	Tn	
Gross:	72400.00	36.2	
Tare:	27640.00	13.82	
Net:	44760.00	22.38	

Carrier:
Profile #: 204071699
Job: Simsbury Former AWC
Address: 34 Hopmeadow Street
WEATOGUE, CT 06089

Facility: Clean Earth of Connecticut
Nora Euvrard

CLEANEARTH

NON-RCRA HAZARDOUS WASTE MANIFEST

1367394

1. GENERATOR'S NAME AND MAILING ADDRESS Eversource Energy 107 Selden St Berlin, CT 06037	GENERATOR'S SITE ADDRESS Simsbury Former AWC 24 Hopmeadow Street Weatogue, CT 06089 204071699
2. GENERATOR'S PHONE 860-665-5751	

3. TRANSPORTER 1 COMPANY NAME	4. US EPA ID NUMBER	A. TRANSPORTER 1'S PHONE	TRANSPORTER'S PLATE NUMBER
Landeen Transport	NOT APPLICABLE	( )	45010A
5. TRANSPORTER 2 COMPANY NAME	6. US EPA ID NUMBER	B. TRANSPORTER 2'S PHONE	TRANSPORTER'S PLATE NUMBER
	NOT APPLICABLE	( )	

7. DESIGNATED FACILITY NAME AND SITE ADDRESS	8. MAILING ADDRESS	C. FACILITY'S PHONE
CLEAN EARTH OF CONNECTICUT 58 NORTH WASHINGTON STREET PLAINVILLE, CT 06062	CLEAN EARTH OF CONNECTICUT 58 NORTH WASHINGTON STREET PLAINVILLE, CT 06062	(860) 747-8888

9. US DOT DESCRIPTION (INCLUDING PROPER SHIPPING NAME, HAZARD CLASS, AND ID NUMBER)	10. CONTAINERS NO.	10. CONTAINERS TYPE	11. TOTAL QUANTITY	12. UNIT WT/VOL
a. CONNECTICUT REGULATED WASTE SOLID, NONE, NONE	001	DT	00020	T
b.				
c.				

D. ADDITIONAL DESCRIPTIONS FOR MATERIALS LISTED ABOVE	E. HANDLING CODES FOR WASTES LISTED ABOVE INTERIM	FINAL
SOIL CONTAMINATED WITH PETROLEUM HYDROCARBONS	SO2	T57

13. SPECIAL HANDLING INSTRUCTIONS AND ADDITIONAL INFORMATION

14. GENERATOR'S CERTIFICATION: I hereby declare that the contents of this consignment are fully and accurately described above by the proper shipping name and are classified, packaged, marked and labeled/placarded, and are in all respects in proper condition for transport by highway according to applicable national governmental regulations, and all applicable State of Connecticut laws and regulation. I certify that this material neither contains polychlorinated biphenyls (PCB's) in concentrations greater than 25 ppm, nor has been mixed in anyway with PCB's in concentrations greater than or equal to 50 ppm. I certify that the material listed above contained no free liquids at the time of loading.

PRINTED/TYPED NAME	SIGNATURE	MONTH	DAY	YEAR
AS AGENT FOR DREW BLICHARZ EVERSOURCE	Drew Blichar	12	4	20

15. TRANSPORTER 1 ACKNOWLEDGEMENT OF RECEIPT OF MATERIALS

PRINTED/TYPED NAME	SIGNATURE	MONTH	DAY	YEAR
James Boys	J Boys	12	4	20

16. TRANSPORTER 2 ACKNOWLEDGEMENT OF RECEIPT OF MATERIALS

PRINTED/TYPED NAME	SIGNATURE	MONTH	DAY	YEAR

17. DISCREPANCY INDICATION SPACE

11(a) CORRECTED WEIGHT AS SCALED 24.28 TON'S

18. FACILITY OWNER OR OPERATOR: CERTIFICATION OF RECEIPT OF WASTE MATERIALS COVERED BY THIS MANIFEST EXCEPT AS NOTED IN ITEM 13.

PRINTED/TYPED NAME	SIGNATURE	MONTH	DAY	YEAR
		12	4	20

FACILITY TO GENERATOR

ITEM# CE WM300 / PRO'S CHOICE PRINTING, INC. 1-888-801-1515

Clean Earth of Connecticut
58 North Washington Street
Plainville, CT 06062
Ph: Fax:

Manifest: 1867994
Vehicle: 45010A
Decal:

Ticket: 2384948

	Date	Time	Scale
In:	12/04/2020	08:14:07	CECT
Out:	12/04/2020	08:14:07	CECT

	Lbs	Tn
Gross:	78440.00	39.22
Tare:	29880.00	14.94
Net:	48560.00	24.28

Customer: STRATEGIC ENVIRONMENTAL SERV
Generator: Eversource Energy
Address: 107 Selden Street
Berlin, CT 06037

Carrier:
Profile #: 204071699
Job: Simsbury Former AWC
Address: 34 Hopmeadow Street
WEATOGUE, CT 06089

Material: Recyclable soil/rock/material

Facility: Clean Earth of Connecticut
Driver: Nora Euvrard
Comment:

CTC 487

CLEANEARTH

NON-RCRA HAZARDOUS WASTE MANIFEST

1867995

1. GENERATOR'S NAME AND MAILING ADDRESS
Eversource Energy
107 Selden St
Berlin, CT 06037

2. GENERATOR'S PHONE 860-665-5751

Simsbury Planned Area ADDRESS
34 Hopmeadow Street
Weatogue, CT 06089
204071699

3. TRANSPORTER 1 COMPANY NAME	4. US EPA ID NUMBER	A. TRANSPORTER 1'S PHONE	TRANSPORTER'S PLATE NUMBER
landcen	NOT APPLICABLE	( )	42152.A
5. TRANSPORTER 2 COMPANY NAME	**6. US EPA ID NUMBER**	**B. TRANSPORTER 2'S PHONE**	**TRANSPORTER'S PLATE NUMBER**
	NOT APPLICABLE	( )	

7. DESIGNATED FACILITY NAME AND SITE ADDRESS	8. MAILING ADDRESS	C. FACILITY'S PHONE
CLEAN EARTH OF CONNECTICUT 58 NORTH WASHINGTON STREET PLAINVILLE, CT 06062	CLEAN EARTH OF CONNECTICUT 58 NORTH WASHINGTON STREET PLAINVILLE, CT 06062	(860) 747-8888

9. US DOT DESCRIPTION (INCLUDING PROPER SHIPPING NAME, HAZARD CLASS, AND ID NUMBER)	10. CONTAINERS NO.	10. CONTAINERS TYPE	11. TOTAL QUANTITY	12. UNIT WT/VOL
a. CONNECTICUT REGULATED WASTE SOLID, NONE, NONE	001	DT	00020	T
b.				
c.				

D. ADDITIONAL DESCRIPTIONS FOR MATERIALS LISTED ABOVE	E. HANDLING CODES FOR WASTES LISTED ABOVE INTERIM	FINAL
SOIL CONTAMINATED WITH PETROLEUM HYDROCARBONS	SO2	T57

13. SPECIAL HANDLING INSTRUCTIONS AND ADDITIONAL INFORMATION

14. GENERATOR'S CERTIFICATION: I hereby declare that the contents of this consignment are fully and accurately described above by the proper shipping name and are classified, packaged, marked and labeled/placarded, and are in all respects in proper condition for transport by highway according to applicable national governmental regulations, and all applicable State of Connecticut laws and regulation. I certify that this material neither contains polychlorinated biphenyls (PCB's) in concentrations greater than 25 ppm, nor has been mixed in anyway with PCB's in concentrations greater than or equal to 50 ppm. I certify that the material listed above contained no free liquids at the time of loading.

PRINTED/TYPED NAME	SIGNATURE	MONTH	DAY	YEAR
AS AGENT FOR DREW BLICHARZ EVERSOURCE				

15. TRANSPORTER 1 ACKNOWLEDGEMENT OF RECEIPT OF MATERIALS

PRINTED/TYPED NAME	SIGNATURE	MONTH	DAY	YEAR
Sean Miller		12	4	20

16. TRANSPORTER 2 ACKNOWLEDGEMENT OF RECEIPT OF MATERIALS

PRINTED/TYPED NAME	SIGNATURE	MONTH	DAY	YEAR

17. DISCREPANCY INDICATION SPACE

11(a) CORRECTED WEIGHT AS SCALED 28.93 TON'S

18. FACILITY OWNER OR OPERATOR: CERTIFICATION OF RECEIPT OF WASTE MATERIALS COVERED BY THIS MANIFEST EXCEPT AS NOTED IN ITEM 13.

PRINTED/TYPED NAME	SIGNATURE	MONTH	DAY	YEAR
		12	4	20

FACILITY TO GENERATOR

ITEM# CE WM300 / PRO'S CHOICE PRINTING, INC. 1-888-801-1515

Clean Earth of Connecticut
58 North Washington Street
Plainville, CT 06062
Ph: Fax:

Manifest: 1867995
Vehicle: 42452A
Decal:

Customer: STRATEGIC ENVIRONMENTAL SERV
Generator: Eversource Energy
Address: 107 Selden Street
Berlin, CT 06037

Material: Recyclable soil/rock/material

Driver:
Comment:

Ticket: 2385122

	Date	Time	Scale
In:	12/04/2020	09:42:12	CECT
Out:	12/04/2020	09:42:12	CECT
	Lbs	Tn	
Gross:	85500.00	42.75	
Tare:	27640.00	13.82	
Net:	57860.00	28.93	

Carrier:
Profile #: 204071699
Job: Simsbury Former AWC
Address: 34 Hopmeadow Street
WEATOGUE, CT 06089

Facility: Clean Earth of Connecticut
Nora Euvrard

CLEANEARTH

NON-RCRA HAZARDOUS WASTE MANIFEST

1867396

1. GENERATOR'S NAME AND MAILING ADDRESS Eversource Energy 107 Selden St Berlin, CT 06037		GENERATOR'S SITE ADDRESS Simsbury Forms AWC 34 Hopmeadow Street Weatogue, CT 06089 204071699	
2. GENERATOR'S PHONE 860-665-5751			
3. TRANSPORTER 1 COMPANY NAME Landeen Transport	4. US EPA ID NUMBER NOT APPLICABLE	A. TRANSPORTER 1'S PHONE ( )	TRANSPORTER'S PLATE NUMBER 45010A
5. TRANSPORTER 2 COMPANY NAME	6. US EPA ID NUMBER NOT APPLICABLE	B. TRANSPORTER 2'S PHONE ( )	TRANSPORTER'S PLATE NUMBER
7. DESIGNATED FACILITY NAME AND SITE ADDRESS CLEAN EARTH OF CONNECTICUT 58 NORTH WASHINGTON STREET PLAINVILLE, CT 06062	8. MAILING ADDRESS CLEAN EARTH OF CONNECTICUT 58 NORTH WASHINGTON STREET PLAINVILLE, CT 06062	C. FACILITY'S PHONE (860) 747-8888	

9. US DOT DESCRIPTION (INCLUDING PROPER SHIPPING NAME, HAZARD CLASS, AND ID NUMBER)	10. CONTAINERS NO.	10. CONTAINERS TYPE	11. TOTAL QUANTITY	12. UNIT WT/VOL
a. CONNECTICUT REGULATED WASTE SOLID, NONE, NONE	001	DT	00020	T
b.				
c.				

D. ADDITIONAL DESCRIPTIONS FOR MATERIALS LISTED ABOVE	E. HANDLING CODES FOR WASTES LISTED ABOVE INTERIM	FINAL
SOIL CONTAMINATED WITH PETROLEUM HYDROCARBONS	SO2	T57

13. SPECIAL HANDLING INSTRUCTIONS AND ADDITIONAL INFORMATION

14. GENERATOR'S CERTIFICATION: I hereby declare that the contents of this consignment are fully and accurately described above by the proper shipping name and are classified, packaged, marked and labeled/placarded, and are in all respects in proper condition for transport by highway according to applicable national governmental regulations, and all applicable State of Connecticut laws and regulation. I certify that this material neither contains polychlorinated biphenyls (PCB's) in concentrations greater than 25 ppm, nor has been mixed in anyway with PCB's in concentrations greater than or equal to 50 ppm. I certify that the material listed above contained no free liquids at the time of loading.

PRINTED/TYPED NAME	SIGNATURE	MONTH	DAY	YEAR
AS AGENT FOR DREW BLICHARZ EVERSOURCE	Drew Blichar	12	4	20

15. TRANSPORTER 1 ACKNOWLEDGEMENT OF RECEIPT OF MATERIALS

PRINTED/TYPED NAME	SIGNATURE	MONTH	DAY	YEAR
James Bigs	J Bigs	12	4	20

16. TRANSPORTER 2 ACKNOWLEDGEMENT OF RECEIPT OF MATERIALS

PRINTED/TYPED NAME	SIGNATURE	MONTH	DAY	YEAR

17. DISCREPANCY INDICATION SPACE

11(a) CORRECTED WEIGHT AS SCALED 25.23 TON'S

18. FACILITY OWNER OR OPERATOR: CERTIFICATION OF RECEIPT OF WASTE MATERIALS COVERED BY THIS MANIFEST EXCEPT AS NOTED IN ITEM 13.

PRINTED/TYPED NAME	SIGNATURE	MONTH	DAY	YEAR
Nora		12	4	20

FACILITY TO GENERATOR

ITEM# CE WM300 / PRO'S CHOICE PRINTING, INC. 1-888-801-1515

Clean Earth of Connecticut
58 North Washington Street
Plainville, CT 06062
Ph: Fax:

Ticket: 2385132

	Date	Time	Scale
In:	12/04/2020	09:48:47	CECT
Out:	12/04/2020	09:48:47	CECT
	Lbs	Tn	
Gross:	80340.00	40.17	
Tare:	29880.00	14.94	
Net:	50460.00	25.23	

Manifest: 1867996
Vehicle: 45010A
Decal:

Customer: STRATEGIC ENVIRONMENTAL SERV
Generator: Eversource Energy
Address: 107 Selden Street
Berlin, CT 06037

Carrier:
Profile #: 204071699
Job: Simsbury Former AWC
Address: 34 Hopmeadow Street
WEATOGUE, CT 06089

Material: Recyclable soil/rock/material
Facility: Clean Earth of Connecticut
Driver: Nora Euvrard
Comment:

LTC 4187

CLEANEARTH

NON-RCRA HAZARDOUS WASTE MANIFEST

1867998

1. GENERATOR'S NAME AND MAILING ADDRESS Eversource Energy 107 Selden St Berlin, CT 06037		GENERATOR'S SITE ADDRESS Simsbury Forms AWC 34 Hopmeadow Street Weatogue, CT 06089 204071699	
2. GENERATOR'S PHONE 860-665-5751			
3. TRANSPORTER 1 COMPANY NAME Iandeen	4. US EPA ID NUMBER NOT APPLICABLE	A. TRANSPORTER 1'S PHONE ( )	TRANSPORTER'S PLATE NUMBER 4/2452-A
5. TRANSPORTER 2 COMPANY NAME	6. US EPA ID NUMBER NOT APPLICABLE	B. TRANSPORTER 2'S PHONE ( )	TRANSPORTER'S PLATE NUMBER
7. DESIGNATED FACILITY NAME AND SITE ADDRESS CLEAN EARTH OF CONNECTICUT 58 NORTH WASHINGTON STREET PLAINVILLE, CT 06062	8. MAILING ADDRESS CLEAN EARTH OF CONNECTICUT 58 NORTH WASHINGTON STREET PLAINVILLE, CT 06062	C. FACILITY'S PHONE (860) 747-8888	

9. US DOT DESCRIPTION (INCLUDING PROPER SHIPPING NAME, HAZARD CLASS, AND ID NUMBER	10. CONTAINERS NO.	10. CONTAINERS TYPE	11. TOTAL QUANTITY	12. UNIT WT/VOL
a. CONNECTICUT REGULATED WASTE SOLID, NONE, NONE	001	DT	00020	T
b.				
c.				

D. ADDITIONAL DESCRIPTIONS FOR MATERIALS LISTED ABOVE	E. HANDLING CODES FOR WASTES LISTED ABOVE INTERIM	FINAL
SOIL CONTAMINATED WITH PETROLEUM HYDROCARBONS	SO2	T57

13. SPECIAL HANDLING INSTRUCTIONS AND ADDITIONAL INFORMATION

14. GENERATOR'S CERTIFICATION: I hereby declare that the contents of this consignment are fully and accurately described above by the proper shipping name and are classified, packaged, marked and labeled/placarded, and are in all respects in proper condition for transport by highway according to applicable national governmental regulations, and all applicable State of Connecticut laws and regulation. I certify that this material neither contains polychlorinated biphenyls (PCB's) in concentrations greater than 25 ppm, nor has been mixed in anyway with PCB's in concentrations greater than or equal to 50 ppm. I certify that the material listed above contained no free liquids at the time of loading.

PRINTED/TYPED NAME	SIGNATURE	MONTH	DAY	YEAR
DREW BLICHARZ ON BEHALF OF EVERSOURCE	Drew Blichar			

15. TRANSPORTER 1 ACKNOWLEDGEMENT OF RECEIPT OF MATERIALS

PRINTED/TYPED NAME	SIGNATURE	MONTH	DAY	YEAR
Sean Miller		12	4	20

16. TRANSPORTER 2 ACKNOWLEDGEMENT OF RECEIPT OF MATERIALS

PRINTED/TYPED NAME	SIGNATURE	MONTH	DAY	YEAR

17. DISCREPANCY INDICATION SPACE

11(a) CORRECTED WEIGHT AS SCALED 26.91 TON'S

18. FACILITY OWNER OR OPERATOR: CERTIFICATION OF RECEIPT OF WASTE MATERIALS COVERED BY THIS MANIFEST EXCEPT AS NOTED IN ITEM 13.

PRINTED/TYPED NAME	SIGNATURE	MONTH	DAY	YEAR
NOM		12	4	20

FACILITY TO GENERATOR

ITEM# CE WM300 / PRO'S CHOICE PRINTING, INC. 1-888-801-1515

Clean Earth of Connecticut
58 North Washington Street
Plainville, CT 06062
Ph: Fax:

Ticket: 2385418

	Date	Time	Scale
In:	12/04/2020	12:24:28	CECT
Out:	12/04/2020	12:24:28	CECT

	Lbs.	Tns
Gross:	81,460	40.73
Tare:	27,640	13.82
Net:	53,820	26.91

Manifest: 1867998
Vehicle: 42452A
Decal:

Customer: STRATEGIC ENVIRONMENTAL SERVICES INC
Generator: Eversource Energy
Address: 107 Selden Street
Berlin, CT 06037

Carrier:

Profile #: 204071699
Job: Simsbury Former AWC
Address: 34 Hopmeadow Street
WEATOGUE, CT 06089

Material

Recyclable soil/rock/material

Comment:

Driver

Facility Clean Earth of Connecticut
Nora Euvrard

CLEANEARTH

NON-RCRA HAZARDOUS WASTE MANIFEST

1367997

1. GENERATOR'S NAME AND MAILING ADDRESS ~~Eversource Energy~~ 107 Selden St Berlin, CT 06037		GENERATOR'S SITE ADDRESS ~~Simsbury Public Works~~ 34 Hopmeadow Street Weatogue, CT 06089 204071699	
2. GENERATOR'S PHONE 860-665-5751			
3. TRANSPORTER 1 COMPANY NAME Lanteen Transport	4. US EPA ID NUMBER NOT APPLICABLE	A. TRANSPORTER 1'S PHONE ( )	TRANSPORTER'S PLATE NUMBER 45010A
5. TRANSPORTER 2 COMPANY NAME	6. US EPA ID NUMBER NOT APPLICABLE	B. TRANSPORTER 2'S PHONE ( )	TRANSPORTER'S PLATE NUMBER
7. DESIGNATED FACILITY NAME AND SITE ADDRESS CLEAN EARTH OF CONNECTICUT 58 NORTH WASHINGTON STREET PLAINVILLE, CT 06062	8. MAILING ADDRESS CLEAN EARTH OF CONNECTICUT 58 NORTH WASHINGTON STREET PLAINVILLE, CT 06062	C. FACILITY'S PHONE (860) 747-8888	

9. US DOT DESCRIPTION (INCLUDING PROPER SHIPPING NAME, HAZARD CLASS, AND ID NUMBER)	10. CONTAINERS NO.	10. CONTAINERS TYPE	11. TOTAL QUANTITY	12. UNIT WT/VOL
a. CONNECTICUT REGULATED WASTE SOLID, NONE, NONE	001	DT	00020	T
b.				
c.				

D. ADDITIONAL DESCRIPTIONS FOR MATERIALS LISTED ABOVE	E. HANDLING CODES FOR WASTES LISTED ABOVE	
	INTERIM	FINAL
SOIL CONTAMINATED WITH PETROLEUM HYDROCARBONS	SO2	T57

13. SPECIAL HANDLING INSTRUCTIONS AND ADDITIONAL INFORMATION

14. GENERATOR'S CERTIFICATION: I hereby declare that the contents of this consignment are fully and accurately described above by the proper shipping name and are classified, packaged, marked and labeled/placarded, and are in all respects in proper condition for transport by highway according to applicable national governmental regulations, and all applicable State of Connecticut laws and regulation. I certify that this material neither contains polychlorinated biphenyls (PCB's) in concentrations greater than 25 ppm, nor has been mixed in anyway with PCB's in concentrations greater than or equal to 50 ppm. I certify that the material listed above contained no free liquids at the time of loading.

PRINTED/TYPED NAME	SIGNATURE	MONTH	DAY	YEAR
ON BEHALF OF DREW BLICHARZ EVERSOURCE	Drew Blichar	12	4	20

15. TRANSPORTER 1 ACKNOWLEDGEMENT OF RECEIPT OF MATERIALS

PRINTED/TYPED NAME	SIGNATURE	MONTH	DAY	YEAR
James Biss	J Biss	12	4	20

16. TRANSPORTER 2 ACKNOWLEDGEMENT OF RECEIPT OF MATERIALS

PRINTED/TYPED NAME	SIGNATURE	MONTH	DAY	YEAR

17. DISCREPANCY INDICATION SPACE

11(a) CORRECTED WEIGHT AS SCALED 26.82 TON'S

18. FACILITY OWNER OR OPERATOR: CERTIFICATION OF RECEIPT OF WASTE MATERIALS COVERED BY THIS MANIFEST EXCEPT AS NOTED IN ITEM 13.

PRINTED/TYPED NAME	SIGNATURE	MONTH	DAY	YEAR
[illegible]	[illegible]	12	4	26

FACILITY TO GENERATOR

ITEM# CE WM300 / PRO'S CHOICE PRINTING, INC. 1-888-601-1515

Clean Earth of Connecticut
58 North Washington Street
Plainville, CT 06062
Ph: Fax:

Manifest: 1867997
Vehicle: 45010A
Decal:

Customer: STRATEGIC ENVIRONMENTAL SERV
Generator: Eversource Energy
Address: 107 Selden Street
Berlin, CT 06037

Material: Recyclable soil/rock/material

Driver:
Comment:

Ticket: 2385431

	Date	Time	Scale
In:	12/04/2020	12:31:25	CECT
Out:	12/04/2020	12:31:25	CECT
	Lbs	Tn	
Gross:	83520.00	41.76	
Tare:	29880.00	14.94	
Net:	53640.00	26.82	

Carrier:
Profile #: 204071699
Job: Simsbury Former AWC
Address: 34 Hopmeadow Street
WEATOGUE, CT 06089

Facility: Clean Earth of Connecticut
Nora Euvrard

4/07

CLEANEARTH

NON-RCRA HAZARDOUS WASTE MANIFEST

1865356

1. GENERATOR'S NAME AND MAILING ADDRESS
Eversource Energy
107 Selden St
Berlin, CT 06037

GENERATOR'S SITE ADDRESS
Simsbury Former AWC
34 Hopmeadow Street
Weatogue, CT 06089
2040716999

2. GENERATOR'S PHONE (860) 665-5751

3. TRANSPORTER 1 COMPANY NAME	4. US EPA ID NUMBER	A. TRANSPORTER 1'S PHONE	TRANSPORTER'S PLATE NUMBER
Lyndeen	NOT APPLICABLE	( )	4/21527A
5. TRANSPORTER 2 COMPANY NAME	6. US EPA ID NUMBER	B. TRANSPORTER 2'S PHONE	TRANSPORTER'S PLATE NUMBER
	NOT APPLICABLE	( )	

7. DESIGNATED FACILITY NAME AND SITE ADDRESS	8. MAILING ADDRESS	C. FACILITY'S PHONE
CLEAN EARTH OF CONNECTICUT 58 NORTH WASHINGTON STREET PLAINVILLE, CT 06062	CLEAN EARTH OF CONNECTICUT 58 NORTH WASHINGTON STREET PLAINVILLE, CT 06062	(860) 747-8888

9. US DOT DESCRIPTION (INCLUDING PROPER SHIPPING NAME, HAZARD CLASS, AND ID NUMBER)	10. CONTAINERS NO.	10. CONTAINERS TYPE	11. TOTAL QUANTITY	12. UNIT WT/VOL
a. CONNECTICUT REGULATED WASTE SOLID, NONE, NONE	001	DT	00020	T
b.				
c.				

D. ADDITIONAL DESCRIPTIONS FOR MATERIALS LISTED ABOVE	E. HANDLING CODES FOR WASTES LISTED ABOVE INTERIM	FINAL
SOIL CONTAMINATED WITH PETROLEUM HYDROCARBONS	SO2	T57

13. SPECIAL HANDLING INSTRUCTIONS AND ADDITIONAL INFORMATION

14. GENERATOR'S CERTIFICATION: I hereby declare that the contents of this consignment are fully and accurately described above by the proper shipping name and are classified, packaged, marked and labeled/placarded, and are in all respects in proper condition for transport by highway according to applicable national governmental regulations, and all applicable State of Connecticut laws and regulation. I certify that this material neither contains polychlorinated biphenyls (PCB's) in concentrations greater than 25 ppm, nor has been mixed in anyway with PCB's in concentrations greater than or equal to 50 ppm. I certify that the material listed above contained no free liquids at the time of loading.

PRINTED/TYPED NAME	SIGNATURE	MONTH	DAY	YEAR
Kathryn Wexler as agent for Eversource				

15. TRANSPORTER 1 ACKNOWLEDGEMENT OF RECEIPT OF MATERIALS

PRINTED/TYPED NAME	SIGNATURE	MONTH	DAY	YEAR
Sean Mills		12	4	20

16. TRANSPORTER 2 ACKNOWLEDGEMENT OF RECEIPT OF MATERIALS

PRINTED/TYPED NAME	SIGNATURE	MONTH	DAY	YEAR

17. DISCREPANCY INDICATION SPACE

11(a) CORRECTED WEIGHT AS SCALED 25.15 TON'S

18. FACILITY OWNER OR OPERATOR: CERTIFICATION OF RECEIPT OF WASTE MATERIALS COVERED BY THIS MANIFEST EXCEPT AS NOTED IN ITEM 13.

PRINTED/TYPED NAME	SIGNATURE	MONTH	DAY	YEAR
		12	9	20

FACILITY TO GENERATOR

Clean Earth of Connecticut
58 North Washington Street
Plainville, CT 06062
Ph: Fax:

Manifest: 1865356
Vehicle: 42452A
Decal:

Customer: STRATEGIC ENVIRONMENTAL SERV
Generator: Eversource Energy
Address: 107 Selden Street
Berlin, CT 06037

Material: Recyclable soil/rock/material

Driver:
Comment:

Ticket: 2385678

	Date	Time	Scale
In:	12/04/2020	14:55:01	CECT
Out:	12/04/2020	14:55:01	CECT
	Lbs	Tn	
Gross:	78000.00	39	
Tare:	27640.00	13.82	
Net:	50360.00	25.18	

Carrier:
Profile #: 204071699
Job: Simsbury Former AWC
Address: 34 Hopmeadow Street
WEATOGUE, CT 06089

Facility: Clean Earth of Connecticut
Nora Euvrard

CLEANEARTH

NON-RCRA HAZARDOUS WASTE MANIFEST

1865257

1. GENERATOR'S NAME AND MAILING ADDRESS Eversource Energy 107 Selden Street Berlin, CT 06037	GENERATOR'S SITE ADDRESS Simsbury Former AWC 34 Hopmeadow Street Weatogue, CT 06089 2040716 99
2. GENERATOR'S PHONE (860) 665-5751	

3. TRANSPORTER 1 COMPANY NAME	4. US EPA ID NUMBER	A. TRANSPORTER 1'S PHONE	TRANSPORTER'S PLATE NUMBER
Landeen Transport	NOT APPLICABLE	( )	45010A
5. TRANSPORTER 2 COMPANY NAME	**6. US EPA ID NUMBER**	**B. TRANSPORTER 2'S PHONE**	**TRANSPORTER'S PLATE NUMBER**
	NOT APPLICABLE	( )	

7. DESIGNATED FACILITY NAME AND SITE ADDRESS	8. MAILING ADDRESS	C. FACILITY'S PHONE
CLEAN EARTH OF CONNECTICUT 58 NORTH WASHINGTON STREET PLAINVILLE, CT 06062	CLEAN EARTH OF CONNECTICUT 58 NORTH WASHINGTON STREET PLAINVILLE, CT 06062	(860) 747-8888

9. US DOT DESCRIPTION (INCLUDING PROPER SHIPPING NAME, HAZARD CLASS, AND ID NUMBER)	10. CONTAINERS NO.	10. CONTAINERS TYPE	11. TOTAL QUANTITY	12. UNIT WT/VOL
a. CONNECTICUT REGULATED WASTE SOLID, NONE, NONE	001	DT	00020	T
b.				
c.				

D. ADDITIONAL DESCRIPTIONS FOR MATERIALS LISTED ABOVE	E. HANDLING CODES FOR WASTES LISTED ABOVE	
	INTERIM	FINAL
SOIL CONTAMINATED WITH PETROLEUM HYDROCARBONS	SO2	T57

13. SPECIAL HANDLING INSTRUCTIONS AND ADDITIONAL INFORMATION

14. GENERATOR'S CERTIFICATION: I hereby declare that the contents of this consignment are fully and accurately described above by the proper shipping name and are classified, packaged, marked and labeled/placarded, and are in all respects in proper condition for transport by highway according to applicable national governmental regulations, and all applicable State of Connecticut laws and regulation. I certify that this material neither contains polychlorinated biphenyls (PCB's) in concentrations greater than 25 ppm, nor has been mixed in anyway with PCB's in concentrations greater than or equal to 50 ppm. I certify that the material listed above contained no free liquids at the time of loading.

PRINTED/TYPED NAME	SIGNATURE	MONTH	DAY	YEAR
Kathlyn Weber as agent for Eversource				

15. TRANSPORTER 1 ACKNOWLEDGEMENT OF RECEIPT OF MATERIALS

PRINTED/TYPED NAME	SIGNATURE	MONTH	DAY	YEAR
James Boss		12	4	20

16. TRANSPORTER 2 ACKNOWLEDGEMENT OF RECEIPT OF MATERIALS

PRINTED/TYPED NAME	SIGNATURE	MONTH	DAY	YEAR

17. DISCREPANCY INDICATION SPACE

11(a) CORRECTED WEIGHT AS SCALED 23.41 TON'S

18. FACILITY OWNER OR OPERATOR: CERTIFICATION OF RECEIPT OF WASTE MATERIALS COVERED BY THIS MANIFEST EXCEPT AS NOTED IN ITEM 13.

PRINTED/TYPED NAME	SIGNATURE	MONTH	DAY	YEAR
		12	4	20

FACILITY TO GENERATOR

ITEM# CE WM300 / PRO'S CHOICE PRINTING, INC. 1-888-801-1515

Clean Earth of Connecticut
58 North Washington Street
Plainville, CT 06062
Ph: Fax:

Ticket: 2385682

	Date	Time	Scale
In:	12/04/2020	14:57:22	CECT
Out:	12/04/2020	14:57:22	CECT

	Lbs	Tn
Gross:	76700.00	38.35
Tare:	29880.00	14.94
Net:	46820.00	23.41

Manifest: 1865357
Vehicle: 45010A
Decal:

Customer: STRATEGIC ENVIRONMENTAL SERV
Generator: Eversource Energy
Address: 107 Selden Street
Berlin, CT 06037

Carrier:
Profile #: 204071699
Job: Simsbury Former AWC
Address: 34 Hopmeadow Street
WEATOGUE, CT 06089

Material: Recyclable soil/rock/material
Facility: Clean Earth of Connecticut
Driver: Nora Euvrard
Comment:

CLEANEARTH

NON-RCRA HAZARDOUS WASTE MANIFEST

1865358

1. GENERATOR'S NAME AND MAILING ADDRESS Eversource Energy 107 Selden St. Berlin, CT 06037		GENERATOR'S SITE ADDRESS Simsbury Former AWC 34 Hopmeadow Street Weatogue, CT 06089	
2. GENERATOR'S PHONE 860-665-5751		2040711699	
3. TRANSPORTER 1 COMPANY NAME LANDEEN TRANSPORT #811	4. US EPA ID NUMBER NOT APPLICABLE	A. TRANSPORTER 1'S PHONE 8602886307	TRANSPORTER'S PLATE NUMBER H213A
5. TRANSPORTER 2 COMPANY NAME	6. US EPA ID NUMBER NOT APPLICABLE	B. TRANSPORTER 2'S PHONE ( )	TRANSPORTER'S PLATE NUMBER
7. DESIGNATED FACILITY NAME AND SITE ADDRESS CLEAN EARTH OF CONNECTICUT 58 NORTH WASHINGTON STREET PLAINVILLE, CT 06062	8. MAILING ADDRESS CLEAN EARTH OF CONNECTICUT 58 NORTH WASHINGTON STREET PLAINVILLE, CT 06062	C. FACILITY'S PHONE (860) 747-8888	

9. US DOT DESCRIPTION (INCLUDING PROPER SHIPPING NAME, HAZARD CLASS, AND ID NUMBER)	10. CONTAINERS NO.	10. CONTAINERS TYPE	11. TOTAL QUANTITY	12. UNIT WT/VOL
a. CONNECTICUT REGULATED WASTE SOLID, NONE, NONE	001	DT	00020	T
b.				
c.				

D. ADDITIONAL DESCRIPTIONS FOR MATERIALS LISTED ABOVE	E. HANDLING CODES FOR WASTES LISTED ABOVE INTERIM	FINAL
SOIL CONTAMINATED WITH PETROLEUM HYDROCARBONS	SO2	T57

13. SPECIAL HANDLING INSTRUCTIONS AND ADDITIONAL INFORMATION

14. GENERATOR'S CERTIFICATION: I hereby declare that the contents of this consignment are fully and accurately described above by the proper shipping name and are classified, packaged, marked and labeled/placarded, and are in all respects in proper condition for transport by highway according to applicable national governmental regulations, and all applicable State of Connecticut laws and regulation. I certify that this material neither contains polychlorinated biphenyls (PCB's) in concentrations greater than 25 ppm, nor has been mixed in anyway with PCB's in concentrations greater than or equal to 50 ppm. I certify that the material listed above contained no free liquids at the time of loading.

PRINTED/TYPED NAME	SIGNATURE	MONTH	DAY	YEAR
Kaitlyn Weber as agent for Eversource	Kaitlyn Weber	12	7	2020

15. TRANSPORTER 1 ACKNOWLEDGMENT OF RECEIPT OF MATERIALS

PRINTED/TYPED NAME	SIGNATURE	MONTH	DAY	YEAR
HENRY PEREZ		12	7	2020

16. TRANSPORTER 2 ACKNOWLEDGEMENT OF RECEIPT OF MATERIALS

PRINTED/TYPED NAME	SIGNATURE	MONTH	DAY	YEAR

17. DISCREPANCY INDICATION SPACE

11(a) CORRECTED WEIGHT AS SCALED 21.09 TON'S

18. FACILITY OWNER OR OPERATOR: CERTIFICATION OF RECEIPT OF WASTE MATERIALS COVERED BY THIS MANIFEST EXCEPT AS NOTED IN ITEM 13.

PRINTED/TYPED NAME	SIGNATURE	MONTH	DAY	YEAR
		12	7	20

FACILITY TO GENERATOR

ITEM# CE WM300 / PRO'S CHOICE PRINTING, INC. 1-888-801-1515

Clean Earth of Connecticut
58 North Washington Street
Plainville, CT 06062
Ph: Fax:

Ticket:2386031

	Date	Time	Scale
In:	12/07/2020	08:54:26	CECT
Out:	12/07/2020	08:54:26	CECT

	Lbs.	Tns
Gross:	74,040	37.02
Tare:	30,060	15.03
Net:	43,980	21.99

Manifest:1865358
Vehicle:64213A
Decal:

Customer:STRATEGIC ENVIRONMENTAL SERVICES INC
Generator:Eversource Energy
Address:107 Selden Street
Berlin, CT 06037

Carrier:

Profile #:204071699
Job:Simsbury Former AWC
Address:34 Hopmeadow Street
WEATOGUE, CT 06089

Material

Recyclable soil/rock/material

Comment:

Driver

Facility Clean Earth of Connecticut
Nora Euvrard

CLEANEARTH

NON-RCRA HAZARDOUS WASTE MANIFEST

1887992

1. GENERATOR'S NAME AND MAILING ADDRESS Eversource Energy 107 Selden St Berlin, CT 06037		GENERATOR'S SITE ADDRESS Simsbury Pumping AWC 34 Hopmeadow Street Weatogue, CT 06089 204071699	
2. GENERATOR'S PHONE 860-665-5751			
3. TRANSPORTER 1 COMPANY NAME Strategic Environmental Services	4. US EPA ID NUMBER NOT APPLICABLE	A. TRANSPORTER 1'S PHONE 508-757-7782	TRANSPORTER'S PLATE NUMBER MA 8452A
5. TRANSPORTER 2 COMPANY NAME	6. US EPA ID NUMBER NOT APPLICABLE	B. TRANSPORTER 2'S PHONE ( )	TRANSPORTER'S PLATE NUMBER
7. DESIGNATED FACILITY NAME AND SITE ADDRESS CLEAN EARTH OF CONNECTICUT 58 NORTH WASHINGTON STREET PLAINVILLE, CT 06062	8. MAILING ADDRESS CLEAN EARTH OF CONNECTICUT 58 NORTH WASHINGTON STREET PLAINVILLE, CT 06062	C. FACILITY'S PHONE (860) 747-8888	

9. US DOT DESCRIPTION (INCLUDING PROPER SHIPPING NAME, HAZARD CLASS, AND ID NUMBER)	10. CONTAINERS NO.	10. CONTAINERS TYPE	11. TOTAL QUANTITY	12. UNIT WT/VOL
a. CONNECTICUT REGULATED WASTE SOLID, NONE, NONE	001	DT	00020	T
b.				
c.				

D. ADDITIONAL DESCRIPTIONS FOR MATERIALS LISTED ABOVE	E. HANDLING CODES FOR WASTES LISTED ABOVE	
	INTERIM	FINAL
SOIL CONTAMINATED WITH PETROLEUM HYDROCARBONS	SO2	T57

13. SPECIAL HANDLING INSTRUCTIONS AND ADDITIONAL INFORMATION

14. GENERATOR'S CERTIFICATION: I hereby declare that the contents of this consignment are fully and accurately described above by the proper shipping name and are classified, packaged, marked and labeled/placarded, and are in all respects in proper condition for transport by highway according to applicable national governmental regulations, and all applicable State of Connecticut laws and regulation. I certify that this material neither contains polychlorinated biphenyls (PCB's) in concentrations greater than 25 ppm, nor has been mixed in anyway with PCB's in concentrations greater than or equal to 50 ppm. I certify that the material listed above contained no free liquids at the time of loading.

PRINTED/TYPED NAME	SIGNATURE	MONTH	DAY	YEAR
DREW BLICHARZ AS AGENT FOR EVERSOURCE	Drew Blichar	12	03	20

15. TRANSPORTER 1 ACKNOWLEDGEMENT OF RECEIPT OF MATERIALS

PRINTED/TYPED NAME	SIGNATURE	MONTH	DAY	YEAR
Scott Labbe		12	03	20

16. TRANSPORTER 2 ACKNOWLEDGEMENT OF RECEIPT OF MATERIALS

PRINTED/TYPED NAME	SIGNATURE	MONTH	DAY	YEAR

17. DISCREPANCY INDICATION SPACE

11(a) CORRECTED WEIGHT AS SCALED 25.23 TON'S

18. FACILITY OWNER OR OPERATOR: CERTIFICATION OF RECEIPT OF WASTE MATERIALS COVERED BY THIS MANIFEST EXCEPT AS NOTED IN ITEM 13.

PRINTED/TYPED NAME	SIGNATURE	MONTH	DAY	YEAR
		12	1	20

FACILITY TO GENERATOR

ITEM# CE WM300 / PRO'S CHOICE PRINTING, INC. 1-888-801-1515

Clean Earth of Connecticut
58 North Washington Street
Plainville, CT 06062
Ph: Fax:

Ticket: 2386131

	Date	Time	Scale
In:	12/07/2020	08:56:44	CECT
Out:	12/07/2020	08:56:44	CECT

	Lbs.	Tns
Gross:	87,180	43.59
Tare:	36,720	18.36
Net:	50,460	25.23

Manifest: 1867992
Vehicle: 8452A
Decal:

Customer: STRATEGIC ENVIRONMENTAL SERVICES INC
Generator: Eversource Energy
Address: 107 Selden Street
Berlin, CT 06037

Carrier:
Profile #: 204071699
Job: Simsbury Former AWC
Address: 34 Hopmeadow Street
WEATOGUE, CT 06089

Material

Recyclable soil/rock/material

Comment:

Driver

Facility Clean Earth of Connecticut
Nora Euvrard

CLEANEARTH

NON-RCRA HAZARDOUS WASTE MANIFEST

1865360

1. GENERATOR'S NAME AND MAILING ADDRESS Eversource Energy 107 Selden St Berlin, CT 06037		GENERATOR'S SITE ADDRESS Simsbury Former AWC 34 Hopmeadow Street Weatogue, CT 06089	
2. GENERATOR'S PHONE 860-665-5751		204 071 699	
3. TRANSPORTER 1 COMPANY NAME LANDEEN TRANSPORT #811	4. US EPA ID NUMBER NOT APPLICABLE	A. TRANSPORTER 1'S PHONE 8082886307	TRANSPORTER'S PLATE NUMBER 64213A
5. TRANSPORTER 2 COMPANY NAME	6. US EPA ID NUMBER NOT APPLICABLE	B. TRANSPORTER 2'S PHONE ( )	TRANSPORTER'S PLATE NUMBER
7. DESIGNATED FACILITY NAME AND SITE ADDRESS CLEAN EARTH OF CONNECTICUT 58 NORTH WASHINGTON STREET PLAINVILLE, CT 06062	8. MAILING ADDRESS CLEAN EARTH OF CONNECTICUT 58 NORTH WASHINGTON STREET PLAINVILLE, CT 06062	C. FACILITY'S PHONE (860) 747-8888	

9. US DOT DESCRIPTION (INCLUDING PROPER SHIPPING NAME, HAZARD CLASS, AND ID NUMBER)	10. CONTAINERS NO.	10. CONTAINERS TYPE	11. TOTAL QUANTITY	12. UNIT WT/VOL
a. CONNECTICUT REGULATED WASTE SOLID, NONE, NONE	001	DT	00020	T
b.				
c.				

D. ADDITIONAL DESCRIPTIONS FOR MATERIALS LISTED ABOVE	E. HANDLING CODES FOR WASTES LISTED ABOVE INTERIM	FINAL
SOIL CONTAMINATED WITH PETROLEUM HYDROCARBONS	SO2	T57

13. SPECIAL HANDLING INSTRUCTIONS AND ADDITIONAL INFORMATION

14. GENERATOR'S CERTIFICATION: I hereby declare that the contents of this consignment are fully and accurately described above by the proper shipping name and are classified, packaged, marked and labeled/placarded, and are in all respects in proper condition for transport by highway according to applicable national governmental regulations, and all applicable State of Connecticut laws and regulation. I certify that this material neither contains polychlorinated biphenyls (PCB's) in concentrations greater than 25 ppm, nor has been mixed in anyway with PCB's in concentrations greater than or equal to 50 ppm. I certify that the material listed above contained no free liquids at the time of loading.

PRINTED/TYPED NAME	SIGNATURE	MONTH	DAY	YEAR
Kathlyn Wilder as agent for Eversource	Kathlyn Wilder	12	7	2020

15. TRANSPORTER 1 ACKNOWLEDGEMENT OF RECEIPT OF MATERIALS

PRINTED/TYPED NAME	SIGNATURE	MONTH	DAY	YEAR
HENRY PEREZ		12	7	2020

16. TRANSPORTER 2 ACKNOWLEDGEMENT OF RECEIPT OF MATERIALS

PRINTED/TYPED NAME	SIGNATURE	MONTH	DAY	YEAR

17. DISCREPANCY INDICATION SPACE

11(a) CORRECTED WEIGHT AS SCALED 24.13 TON'S

18. FACILITY OWNER OR OPERATOR: CERTIFICATION OF RECEIPT OF WASTE MATERIALS COVERED BY THIS MANIFEST EXCEPT AS NOTED IN ITEM 13.

PRINTED/TYPED NAME	SIGNATURE	MONTH	DAY	YEAR
N/A		12	7	20

FACILITY TO GENERATOR

ITEM# CE WM300 / PRO'S CHOICE PRINTING, INC. 1-888-801-1515

Clean Earth of Connecticut
58 North Washington Street
Plainville, CT 06062
Ph: Fax:

Ticket: 2386330

	Date	Time	Scale
In:	12/07/2020	10:32:59	CECT
Out:	12/07/2020	10:32:59	CECT

	Lbs.	Tns
Gross:	78,320	39.16
Tare:	30,060	15.03
Net:	48,260	24.13

Manifest: 1865360
Vehicle: 64213A
Decal:

Customer: STRATEGIC ENVIRONMENTAL SERVICES INC
Generator: Eversource Energy
Address: 107 Selden Street
Berlin, CT 06037

Carrier:

Profile #: 204071699
Job: Simsbury Former AWC
Address: 34 Hopmeadow Street
WEATOGUE, CT 06089

Material

Recyclable soil/rock/material

Comment:

Driver

Facility Clean Earth of Connecticut
Nora Euvrard

CLEANEARTH

NON-RCRA HAZARDOUS WASTE MANIFEST

1865353

1. GENERATOR'S NAME AND MAILING ADDRESS Eversource Energy 107 Selden St. Berlin, CT 06037	GENERATOR'S SITE ADDRESS Simsbury Former AWC 34 Hopmeadow Street Weatogue, CT 06089 2040716099
2. GENERATOR'S PHONE 860-665-5751	

3. TRANSPORTER 1 COMPANY NAME	4. US EPA ID NUMBER	A. TRANSPORTER 1'S PHONE	TRANSPORTER'S PLATE NUMBER
Strategic Environmental	NOT APPLICABLE	(508) 757-7782	MA8452A
5. TRANSPORTER 2 COMPANY NAME	6. US EPA ID NUMBER	B. TRANSPORTER 2'S PHONE	TRANSPORTER'S PLATE NUMBER
	NOT APPLICABLE	( )	

7. DESIGNATED FACILITY NAME AND SITE ADDRESS	8. MAILING ADDRESS	C. FACILITY'S PHONE
CLEAN EARTH OF CONNECTICUT 58 NORTH WASHINGTON STREET PLAINVILLE, CT 06062	CLEAN EARTH OF CONNECTICUT 58 NORTH WASHINGTON STREET PLAINVILLE, CT 06062	(860) 747-8888

9. US DOT DESCRIPTION (INCLUDING PROPER SHIPPING NAME, HAZARD CLASS, AND ID NUMBER)	10. CONTAINERS NO.	10. CONTAINERS TYPE	11. TOTAL QUANTITY	12. UNIT WT/VOL
a. CONNECTICUT REGULATED WASTE SOLID, NONE, NONE	001	DT	00020	T
b.				
c.				

D. ADDITIONAL DESCRIPTIONS FOR MATERIALS LISTED ABOVE	E. HANDLING CODES FOR WASTES LISTED ABOVE INTERIM	FINAL
SOIL CONTAMINATED WITH PETROLEUM HYDROCARBONS	SO2	T57

13. SPECIAL HANDLING INSTRUCTIONS AND ADDITIONAL INFORMATION

14. GENERATOR'S CERTIFICATION: I hereby declare that the contents of this consignment are fully and accurately described above by the proper shipping name and are classified, packaged, marked and labeled/placarded, and are in all respects in proper condition for transport by highway according to applicable national governmental regulations, and all applicable State of Connecticut laws and regulation. I certify that this material neither contains polychlorinated biphenyls (PCB's) in concentrations greater than 25 ppm, nor has been mixed in anyway with PCB's in concentrations greater than or equal to 50 ppm. I certify that the material listed above contained no free liquids at the time of loading.

PRINTED/TYPED NAME	SIGNATURE	MONTH	DAY	YEAR
Kaitlyn Weider as agent for Eversource	Kaitlyn Weider	12	07	20

15. TRANSPORTER 1 ACKNOWLEDGEMENT OF RECEIPT OF MATERIALS

PRINTED/TYPED NAME	SIGNATURE	MONTH	DAY	YEAR
Scott LaJoie		12	07	20

16. TRANSPORTER 2 ACKNOWLEDGEMENT OF RECEIPT OF MATERIALS

PRINTED/TYPED NAME	SIGNATURE	MONTH	DAY	YEAR

17. DISCREPANCY INDICATION SPACE

11(a) CORRECTED WEIGHT AS SCALED 22.26 TON'S

18. FACILITY OWNER OR OPERATOR: CERTIFICATION OF RECEIPT OF WASTE MATERIALS COVERED BY THIS MANIFEST EXCEPT AS NOTED IN ITEM 13.

PRINTED/TYPED NAME	SIGNATURE	MONTH	DAY	YEAR
Nick		12	7	20

FACILITY TO GENERATOR

Clean Earth of Connecticut
58 North Washington Street
Plainville, CT 06062
Ph: Fax:

Manifest: 1865353
Vehicle: 8452A
Decal:

Customer: STRATEGIC ENVIRONMENTAL SERV
Generator: Eversource Energy
Address: 107 Selden Street
Berlin, CT 06037

Material: Recyclable soil/rock/material

Driver:
Comment:

Ticket: 2386398

	Date	Time	Scale
In:	12/07/2020	11:06:24	CECT
Out:	12/07/2020	11:06:24	CECT
	Lbs	Tn	
Gross:	81240.00	40.62	
Tare:	36720.00	18.36	
Net:	44520.00	22.26	

Carrier:
Profile #: 204071699
Job: Simsbury Former AWC
Address: 34 Hopmeadow Street
WEATOGUE, CT 06089

Facility: Clean Earth of Connecticut
Nora Euvrard

CLEANEARTH

NON-RCRA HAZARDOUS WASTE MANIFEST

1865354

1. GENERATOR'S NAME AND MAILING ADDRESS Eversource Energy 107 Selden St. Berlin, CT 06037	GENERATOR'S SITE ADDRESS Simsbury / Esmer AWC 34 Hopmeadow Street Weatogue, CT 06089 2040711699
2. GENERATOR'S PHONE 860-665-5751	

3. TRANSPORTER 1 COMPANY NAME	4. US EPA ID NUMBER	A. TRANSPORTER 1'S PHONE	TRANSPORTER'S PLATE NUMBER
LANDEEN TRANSPORT #811	NOT APPLICABLE	8602886307	642134
5. TRANSPORTER 2 COMPANY NAME	6. US EPA ID NUMBER	B. TRANSPORTER 2'S PHONE	TRANSPORTER'S PLATE NUMBER
	NOT APPLICABLE	( )	

7. DESIGNATED FACILITY NAME AND SITE ADDRESS	8. MAILING ADDRESS	C. FACILITY'S PHONE
CLEAN EARTH OF CONNECTICUT 58 NORTH WASHINGTON STREET PLAINVILLE, CT 06062	CLEAN EARTH OF CONNECTICUT 58 NORTH WASHINGTON STREET PLAINVILLE, CT 06062	(860) 747-8888

9. US DOT DESCRIPTION (INCLUDING PROPER SHIPPING NAME, HAZARD CLASS, AND ID NUMBER)	10. CONTAINERS NO.	10. CONTAINERS TYPE	11. TOTAL QUANTITY	12. UNIT WT/VOL
a. CONNECTICUT REGULATED WASTE SOLID, NONE, NONE	001	DT	00020	T
b.				
c.				

D. ADDITIONAL DESCRIPTIONS FOR MATERIALS LISTED ABOVE	E. HANDLING CODES FOR WASTES LISTED ABOVE	
	INTERIM	FINAL
SOIL CONTAMINATED WITH PETROLEUM HYDROCARBONS	SO2	T57

13. SPECIAL HANDLING INSTRUCTIONS AND ADDITIONAL INFORMATION

14. GENERATOR'S CERTIFICATION: I hereby declare that the contents of this consignment are fully and accurately described above by the proper shipping name and are classified, packaged, marked and labeled/placarded, and are in all respects in proper condition for transport by highway according to applicable national governmental regulations, and all applicable State of Connecticut laws and regulation. I certify that this material neither contains polychlorinated biphenyls (PCB's) in concentrations greater than 25 ppm, nor has been mixed in anyway with PCB's in concentrations greater than or equal to 50 ppm. I certify that the material listed above contained no free liquids at the time of loading.

PRINTED/TYPED NAME	SIGNATURE	MONTH	DAY	YEAR
Kaitlyn Wader as agent for Eversource	Kaitlyn Wader	12	7	2020

15. TRANSPORTER 1 ACKNOWLEDGEMENT OF RECEIPT OF MATERIALS

PRINTED/TYPED NAME	SIGNATURE	MONTH	DAY	YEAR
HENRY PEREZ		12	7	2020

16. TRANSPORTER 2 ACKNOWLEDGEMENT OF RECEIPT OF MATERIALS

PRINTED/TYPED NAME	SIGNATURE	MONTH	DAY	YEAR

17. DISCREPANCY INDICATION SPACE

11(a) CORRECTED WEIGHT AS SCALED 22.7 TON'S

18. FACILITY OWNER OR OPERATOR: CERTIFICATION OF RECEIPT OF WASTE MATERIALS COVERED BY THIS MANIFEST EXCEPT AS NOTED IN ITEM 13.

PRINTED/TYPED NAME	SIGNATURE	MONTH	DAY	YEAR
		12	7	20

FACILITY TO GENERATOR

ITEM# CE WM300 / PRO'S CHOICE PRINTING, INC. 1-888-801-1515

Clean Earth of Connecticut
58 North Washington Street
Plainville, CT 06062
Ph: Fax:

Ticket: 2386602

	Date	Time	Scale
In:	12/07/2020	12:54:40	CECT
Out:	12/07/2020	12:54:40	CECT

	Lbs.	Tns
Gross:	75,460	37.73
Tare:	30,060	15.03
Net:	45,400	22.70

Manifest: 1865354
Vehicle: 64213A
Decal:

Customer: STRATEGIC ENVIRONMENTAL SERVICES INC
Generator: Eversource Energy
Address: 107 Selden Street
Berlin, CT 06037

Carrier:

Profile #: 204071699
Job: Simsbury Former AWC
Address: 34 Hopmeadow Street
WEATOGUE, CT 06089

Material

Recyclable soil/rock/material

Comment:

Driver

Facility Clean Earth of Connecticut
Nora Euvrard

240

CLEANEARTH

NON-RCRA HAZARDOUS WASTE MANIFEST

1865355

1. GENERATOR'S NAME AND MAILING ADDRESS Eversource Energy 107 Selden St Berlin, CT 06037		GENERATOR'S SITE ADDRESS Simsbury Former AWC 34 Hopmeadow Street Weatogue, CT 06089	
2. GENERATOR'S PHONE 860-665-5751		2041071699	
3. TRANSPORTER 1 COMPANY NAME Strategic Environmental	4. US EPA ID NUMBER NOT APPLICABLE	A. TRANSPORTER 1'S PHONE (508)7577782	TRANSPORTER'S PLATE NUMBER MA 84G2A
5. TRANSPORTER 2 COMPANY NAME	6. US EPA ID NUMBER NOT APPLICABLE	B. TRANSPORTER 2'S PHONE ( )	TRANSPORTER'S PLATE NUMBER
7. DESIGNATED FACILITY NAME AND SITE ADDRESS CLEAN EARTH OF CONNECTICUT 58 NORTH WASHINGTON STREET PLAINVILLE, CT 06062	8. MAILING ADDRESS CLEAN EARTH OF CONNECTICUT 58 NORTH WASHINGTON STREET PLAINVILLE, CT 06062	C. FACILITY'S PHONE (860) 747-8888	

9. US DOT DESCRIPTION (INCLUDING PROPER SHIPPING NAME, HAZARD CLASS, AND ID NUMBER)	10. CONTAINERS NO.	10. CONTAINERS TYPE	11. TOTAL QUANTITY	12. UNIT WT/VOL
a. CONNECTICUT REGULATED WASTE SOLID, NONE, NONE	001	DT	00020	T
b.				
c.				

D. ADDITIONAL DESCRIPTIONS FOR MATERIALS LISTED ABOVE	E. HANDLING CODES FOR WASTES LISTED ABOVE	
	INTERIM	FINAL
SOIL CONTAMINATED WITH PETROLEUM HYDROCARBONS	SO2	T57

13. SPECIAL HANDLING INSTRUCTIONS AND ADDITIONAL INFORMATION
JOB # 20-03209
TRUCK 114 T-05

14. GENERATOR'S CERTIFICATION: I hereby declare that the contents of this consignment are fully and accurately described above by the proper shipping name and are classified, packaged, marked and labeled/placarded, and are in all respects in proper condition for transport by highway according to applicable national governmental regulations, and all applicable State of Connecticut laws and regulation. I certify that this material neither contains polychlorinated biphenyls (PCB's) in concentrations greater than 25 ppm, nor has been mixed in anyway with PCB's in concentrations greater than or equal to 50 ppm. I certify that the material listed above contained no free liquids at the time of loading.

PRINTED/TYPED NAME	SIGNATURE	MONTH	DAY	YEAR
Kaitlyn Weidar as agent for Eversource	Kaitlyn Weidar	12	07	20

15. TRANSPORTER 1 ACKNOWLEDGEMENT OF RECEIPT OF MATERIALS

PRINTED/TYPED NAME	SIGNATURE	MONTH	DAY	YEAR
Scott Lavoie	Scott Lavoie	12	07	20

16. TRANSPORTER 2 ACKNOWLEDGEMENT OF RECEIPT OF MATERIALS

PRINTED/TYPED NAME	SIGNATURE	MONTH	DAY	YEAR

17. DISCREPANCY INDICATION SPACE

11(a) CORRECTED WEIGHT AS SCALED 23.92 TON'S

18. FACILITY OWNER OR OPERATOR: CERTIFICATION OF RECEIPT OF WASTE MATERIALS COVERED BY THIS MANIFEST EXCEPT AS NOTED IN ITEM 13.

PRINTED/TYPED NAME	SIGNATURE	MONTH	DAY	YEAR
[illegible]	[illegible]	12	7	20

FACILITY TO GENERATOR

ITEM# CE WM300 / PRO'S CHOICE PRINTING, INC. 1-888-601-1515

Clean Earth of Connecticut
58 North Washington Street
Plainville, CT 06062
Ph: Fax:

Ticket:2386649

	Date	Time	Scale
In:	12/07/2020	13:26:42	CECT
Out:	12/07/2020	13:26:42	CECT

	Lbs.	Tns
Gross:	84,560	42.28
Tare:	36,720	18.36
Net:	47,840	23.92

Manifest:1865355
Vehicle:8452A
Decal:

Customer:STRATEGIC ENVIRONMENTAL SERVICES INC
Generator:Eversource Energy
Address:107 Selden Street
Berlin, CT 06037

Carrier:

Profile #:204071699
Job:Simsbury Former AWC
Address:34 Hopmeadow Street
WEATOGUE, CT 06089

Material

Recyclable soil/rock/material

Comment:

Driver

Facility Clean Earth of Connecticut
Nora Euvrard

CLEANEARTH

NON-RCRA HAZARDOUS WASTE MANIFEST

1865159

1. GENERATOR'S NAME AND MAILING ADDRESS Eversource Energy 107 Selden St. Berlin, CT 06037	GENERATOR'S SITE ADDRESS Simsbury Former AWC 34 Hopmeadow Street Weatogue, CT 06089 2040716999
2. GENERATOR'S PHONE 860-665-5751	

3. TRANSPORTER 1 COMPANY NAME	4. US EPA ID NUMBER	A. TRANSPORTER 1'S PHONE	TRANSPORTER'S PLATE NUMBER
LANDGUARD TRANSPORT	NOT APPLICABLE	8028867307	64213A
5. TRANSPORTER 2 COMPANY NAME	6. US EPA ID NUMBER	B. TRANSPORTER 2'S PHONE	TRANSPORTER'S PLATE NUMBER
	NOT APPLICABLE	( )	

7. DESIGNATED FACILITY NAME AND SITE ADDRESS	8. MAILING ADDRESS	C. FACILITY'S PHONE
CLEAN EARTH OF CONNECTICUT 58 NORTH WASHINGTON STREET PLAINVILLE, CT 06062	CLEAN EARTH OF CONNECTICUT 58 NORTH WASHINGTON STREET PLAINVILLE, CT 06062	(860) 747-8888

9. US DOT DESCRIPTION (INCLUDING PROPER SHIPPING NAME, HAZARD CLASS, AND ID NUMBER)	10. CONTAINERS NO.	10. CONTAINERS TYPE	11. TOTAL QUANTITY	12. UNIT WT/VOL
a. CONNECTICUT REGULATED WASTE SOLID, NONE, NONE	001	DT	00020	T
b.				
c.				

D. ADDITIONAL DESCRIPTIONS FOR MATERIALS LISTED ABOVE	E. HANDLING CODES FOR WASTES LISTED ABOVE INTERIM	FINAL
SOIL CONTAMINATED WITH PETROLEUM HYDROCARBONS	SO2	T57

13. SPECIAL HANDLING INSTRUCTIONS AND ADDITIONAL INFORMATION

14. GENERATOR'S CERTIFICATION: I hereby declare that the contents of this consignment are fully and accurately described above by the proper shipping name and are classified, packaged, marked and labeled/placarded, and are in all respects in proper condition for transport by highway according to applicable national governmental regulations, and all applicable State of Connecticut laws and regulation. I certify that this material neither contains polychlorinated biphenyls (PCB's) in concentrations greater than 25 ppm, nor has been mixed in anyway with PCB's in concentrations greater than or equal to 50 ppm. I certify that the material listed above contained no free liquids at the time of loading.

PRINTED/TYPED NAME	SIGNATURE	MONTH	DAY	YEAR
Kaitlyn Welker as agent for Eversource		12	7	2020

15. TRANSPORTER 1 ACKNOWLEDGEMENT OF RECEIPT OF MATERIALS

PRINTED/TYPED NAME	SIGNATURE	MONTH	DAY	YEAR
Henry Perez		12	7	2020

16. TRANSPORTER 2 ACKNOWLEDGEMENT OF RECEIPT OF MATERIALS

PRINTED/TYPED NAME	SIGNATURE	MONTH	DAY	YEAR

17. DISCREPANCY INDICATION SPACE

11(a) CORRECTED WEIGHT AS SCALED 22.17 TON'S

18. FACILITY OWNER OR OPERATOR: CERTIFICATION OF RECEIPT OF WASTE MATERIALS COVERED BY THIS MANIFEST EXCEPT AS NOTED IN ITEM 13.

PRINTED/TYPED NAME	SIGNATURE	MONTH	DAY	YEAR
		12	7	20

FACILITY TO GENERATOR

ITEM# CE WM300 / PRO'S CHOICE PRINTING, INC. 1-888-801-1515

Clean Earth of Connecticut
58 North Washington Street
Plainville, CT 06062
Ph: Fax:

Ticket: 2386770

	Date	Time	Scale
In:	12/07/2020	14:31:07	CECT
Out:	12/07/2020	14:31:07	CECT

	Lbs.	Tns
Gross:	74,400	37.20
Tare:	30,060	15.03
Net:	44,340	22.17

Manifest: 1865359
Vehicle: 64213A
Decal:

Customer: STRATEGIC ENVIRONMENTAL SERVICES INC
Generator: Eversource Energy
Address: 107 Selden Street
Berlin, CT 06037

Carrier:

Profile #: 204071699
Job: Simsbury Former AWC
Address: 34 Hopmeadow Street
WEATOGUE, CT 06089

Material

Recyclable soil/rock/material

Comment:

Driver

Facility Clean Earth of Connecticut
Nora Euvrard

CLEANEARTH

NON-RCRA HAZARDOUS WASTE MANIFEST

1865161

1. GENERATOR'S NAME AND MAILING ADDRESS Eversource Energy 107 Selden St Berlin, CT 06037	GENERATOR'S SITE ADDRESS Simsbury Former AWC 34 Hopmeadow Street Weatogue, CT 06089 2040716999
2. GENERATOR'S PHONE 860-665-5751	

3. TRANSPORTER 1 COMPANY NAME	4. US EPA ID NUMBER	A. TRANSPORTER 1'S PHONE	TRANSPORTER'S PLATE NUMBER
Strategic Environmental	NOT APPLICABLE	(508) 757782	8452A MA
5. TRANSPORTER 2 COMPANY NAME	6. US EPA ID NUMBER	B. TRANSPORTER 2'S PHONE	TRANSPORTER'S PLATE NUMBER
	NOT APPLICABLE	( )	

7. DESIGNATED FACILITY NAME AND SITE ADDRESS	8. MAILING ADDRESS	C. FACILITY'S PHONE
CLEAN EARTH OF CONNECTICUT 58 NORTH WASHINGTON STREET PLAINVILLE, CT 06062	CLEAN EARTH OF CONNECTICUT 58 NORTH WASHINGTON STREET PLAINVILLE, CT 06062	(860) 747-8888

9. US DOT DESCRIPTION (INCLUDING PROPER SHIPPING NAME, HAZARD CLASS, AND ID NUMBER)	10. CONTAINERS NO.	10. CONTAINERS TYPE	11. TOTAL QUANTITY	12. UNIT WT/VOL
a. CONNECTICUT REGULATED WASTE SOLID, NONE, NONE	001	DT	00020	T
b.				
c.				

D. ADDITIONAL DESCRIPTIONS FOR MATERIALS LISTED ABOVE	E. HANDLING CODES FOR WASTES LISTED ABOVE	
	INTERIM	FINAL
SOIL CONTAMINATED WITH PETROLEUM HYDROCARBONS	SO2	T57

13. SPECIAL HANDLING INSTRUCTIONS AND ADDITIONAL INFORMATION

200329

114 T05

14. GENERATOR'S CERTIFICATION: I hereby declare that the contents of this consignment are fully and accurately described above by the proper shipping name and are classified, packaged, marked and labeled/placarded, and are in all respects in proper condition for transport by highway according to applicable national governmental regulations, and all applicable State of Connecticut laws and regulation. I certify that this material neither contains polychlorinated biphenyls (PCB's) in concentrations greater than 25 ppm, nor has been mixed in anyway with PCB's in concentrations greater than or equal to 50 ppm. I certify that the material listed above contained no free liquids at the time of loading.

PRINTED/TYPED NAME	SIGNATURE	MONTH	DAY	YEAR
Kathlyn Wesler as agent for Eversource	Kathlyn Wesler	12	07	20

15. TRANSPORTER 1 ACKNOWLEDGEMENT OF RECEIPT OF MATERIALS

PRINTED/TYPED NAME	SIGNATURE	MONTH	DAY	YEAR
Scott Hatch		12	07	20

16. TRANSPORTER 2 ACKNOWLEDGEMENT OF RECEIPT OF MATERIALS

PRINTED/TYPED NAME	SIGNATURE	MONTH	DAY	YEAR

17. DISCREPANCY INDICATION SPACE

11(a) CORRECTED WEIGHT AS SCALED 15.28 TON'S

18. FACILITY OWNER OR OPERATOR: CERTIFICATION OF RECEIPT OF WASTE MATERIALS COVERED BY THIS MANIFEST EXCEPT AS NOTED IN ITEM 13.

PRINTED/TYPED NAME	SIGNATURE	MONTH	DAY	YEAR
		12	7	20

FACILITY TO GENERATOR

ITEM# CE WM300 / PRO'S CHOICE PRINTING, INC. 1-888-801-1515

Clean Earth of Connecticut
58 North Washington Street
Plainville, CT 06062
Ph: Fax:

Ticket: 2386841

	Date	Time	Scale
In:	12/07/2020	15:11:21	CECT
Out:	12/07/2020	15:11:21	CECT

	Lbs.	Tns
Gross:	67,280	33.64
Tare:	36,720	18.36
Net:	30,560	15.28

Manifest: 1865361
Vehicle: 8452A
Decal:

Customer: STRATEGIC ENVIRONMENTAL SERVICES INC
Generator: Eversource Energy
Address: 107 Selden Street
Berlin, CT 06037

Carrier:

Profile #: 204071699
Job: Simsbury Former AWC
Address: 34 Hopmeadow Street
WEATOGUE, CT 06089

Material

Recyclable soil/rock/material

Comment:

Driver

Facility Clean Earth of Connecticut
Nora Euvrard

Appendix C

Groundwater Sampling Data Sheets

Groundwater Sampling Data Sheets

March 2020

Simsbury AWC Gauging Data Sheet

Date: 3/18/20

Measured by: WVS

Well	Well Depth (ft. btoc)	Depth to Oil (ft. btoc)	Depth to Water (ft. btoc)	Time	Well Diameter (inches)	Comments
RW-1	18.00	–	9.00		6	
MW-2A		–	11.38		4	
MW-4R	13.57	–	10.10		2	
MW-6	16.80	–	10.15		2	
MW-8	16.47	–	11.45		2	
MW-10	15.70	–	10.78		2	
MW-11A	13.16	–	9.57		4	
MW-15	14.38		11.68		4	
MW-16	14.20'	–	10.60		2	Gauged for June event
MW-T1	16.75	–	7.71		4	
MW-T2	16.82	–	7.80		4	
MW-T3	16.90	–	11.40		4	
MW-T5	16.92	–	7.25		2	
MW-T6	16.92	–	7.25		2	
TRW-1	17.06	–	8.10		4	
CCA-1	13.96	–	3.60		2	
CCA-2	19.79	–	–		2	Well Box/Collar Full of Water - Inaccurate reading
CCA-3	17.29	–	~~15.85~~ 15.55		2	
CCA-4	19.03	–	7.66		2	
CCA-5	19.17	–	11.30		2	
CCA-6	18.00	–	7.30		2	
MW-A1R-1	19.34	–	–		2	GONE (Curaleaf operations)
MW-SA-South (R)	22.21	–	12.35		2	
MW-SA-North (R)	22.15	–	11.00		2	
MW-310	20.00'	–	14.10		2	
MW-200	18.00'		11.04		2	
MW-201	18.00'	–	–	–	2	Obstructed
MW-202	19.00'	–	9.52		2	
MW-203	20.00'	–	10.03		2	
MW-101		–	8.32		2	
MW-102		–	16.70		2	

General Comments

Weston & Sampson

Page 1 of 1

Project Name: Sims AWC | Project #: 2180209 | Date: 3/18/20
Well ID: MW-4R | Well Diameter: 2" | Casing Type: PVC
Initial Depth to Water: 10.10 | Total Depth: 13.50 | Screen Length:
Pumping Method: LF - Peristaltic
Tube Intake Set at: 11.50' | Depth to Water with Tube: 10.10' | Sampled By: WVS
Tube Diameter: 0.25 | Notes:

Instrument Info
Flow Thru Cell: YSI | Turbidity Meter: MicroTPW

Condition	Visual ID		Well Cap		Lock		Collar	
	Y	(N)	(Y)	N	Y	(N)	(Good)	Damaged

Comments on Well Condition

Purge Start Time

Time	Flow	DTW	PH	ORP	Temp	SpC	DO	Turb	Comments
Units	mL\min	Ft.	Units	mV	°C	mS/cm	mg\L	NTU's	
Min	ml/min	Not to exceed 0.3'	+/- 0.1	+/- 10	+/- 3%	+/- 3%	+/- 10% or 3 >0.5	+/- 10% or 3>5	
920	145	10.15	8.12	109.7	9.7	300	19.97	17.20	
925	145	10.16	7.69	108.6	9.9	.335	15.36	12.16	
930	145	10.17	7.56	105.5	10.1	.385	12.12	8.65	
935	145	10.17	7.52	105.5	10.1	.420	10.59	4.76	
940	145	10.18	7.51	106.3	10.0	.422	10.17	4.80	
945	145	10.18	7.51	106.5	10.0	.423	9.65	4.25	

Sample(s) Collected	Time	Color	Odor	Preservative
ETPH, VOCs, PAHs	945			

Well Purging Groundwater Sampling

Weston & Sampson

Page 1 of 1

Project Name: Simsbury AWC Project #: 3180209 Date: 3/18/20
Well ID: MW-2A Well Diameter: 2" Casing Type: PVC
Initial Depth to Water: 11.38 Total Depth: Screen Length:
Pumping Method: LF-Peristaltic
Tube Intake Set at: 13.0' Depth to Water with Tube: Sampled By: WVS
Tube Diameter: 0.25" Notes:

Instrument Info
Flow Thru Cell MicroTPW Turbidity Meter 451

Condition	Visual ID		Well Cap		Lock		Collar	
	Y	(N)	(Y)	N	Y	(N)	(Good)	Damaged

Comments on Well Condition

Purge Start Time

Time	Flow	DTW	PH	ORP	Temp	SpC	DO	Turb	Comments
Units	mL\min	Ft.	Units	mV	°C	mS/cm	mg\L	NTU's	
Min	ml/min	Not to exceed 0.3'	+/- 0.1	+/- 10	+/- 3%	+/- 3%	+/- 10% or 3 >0.5	+/- 10% or 3>5	
955	145	11.40	7.10	133.0	11.9	.880	18.44	9.65	
1000	145	11.48	7.04	135.9	12.5	1.00	13.24	8.22	
1005	145	11.43	7.01	137.9	12.6	1.01	9.06	7.05	
1010	145	11.43	6.99	139.5	12.5	1.01	7.68	4.40	
1015	145	11.43	6.98	140.6	12.5	1.01	7.47	4.11	
1020	145	11.43	6.98	140.7	12.5	1.01	7.31	3.65	

Sample(s) Collected	Time	Color	Odor	Preservative
ETPH	1020			

Well Purging Groundwater Sampling

Weston & Sampson

Page 1 of 1

Project Name: Simsbury AWC Project #: 2180209 Date: 3/18/20
Well ID: MW-6 Well Diameter: 2" Casing Type: PVC
Initial Depth to Water: 10.15 Total Depth: 16.80' Screen Length:
Pumping Method: LF-Peristaltic
Tube Intake Set at: 13.50' Depth to Water with Tube: 10.15' Sampled By: WVS
Tube Diameter: 0.25" Notes:

Instrument Info
Flow Thru Cell YSI Turbidity Meter MicroTPW

Condition	Visual ID		Well Cap		Lock		Collar	
	Y	(N)	(Y)	N	Y	(N)	(Good)	Damaged

Comments on Well Condition

Purge Start Time

Time	Flow	DTW	PH	ORP	Temp	SpC	DO	Turb	Comments
Units	mL\min	Ft.	Units	mV	°C	mS/cm	mg\L	NTU's	
Min	ml/min	Not to exceed 0.3'	+/- 0.1	+/- 10	+/- 3%	+/- 3%	+/- 10% or 3 >0.5	+/- 10% or 3>5	
1025	145	10.21	7.44	119.0	11.3	.161	14.50	10.25	
1030	145	10.22	7.09	138.0	11.5	.142	9.29	8.90	
1035	145	10.22	7.10	138.1	11.6	.140	8.49	6.50	
1040	145	10.23	7.08	140.8	11.6	.161	8.34	4.98	
1045	145	10.23	7.07	141.1	11.6	.160	8.29	4.72	
1050	145	10.23	7.07	141.9	11.6	.159	8.15	4.01	

Sample(s) Collected	Time	Color	Odor	Preservative
ETP11	1050			

Well Purging Groundwater Sampling

Weston & Sampson

Page 1 of 1

Project Name: Simsbury ARC | Project #: 218020 9 | Date: 3/18/20
Well ID: MW-203 | Well Diameter: 2" | Casing Type: PVC
Initial Depth to Water: 10.03 | Total Depth: ~ 26.00' | Screen Length: 10'
Pumping Method: LF - Peristaltic
Tube Intake Set at: 18.00 | Depth to Water with Tube: 10.03' | Sampled By: WVS
Tube Diameter: 0.25" | Notes:

Instrument Info
Flow Thru Cell: YSI | Turbidity Meter: MicroTPW

Condition	Visual ID		Well Cap		Lock		Collar	
	(Y)	N	(Y)	N	Y	(N)	Good	(Damaged)

Comments on Well Condition: Cracked Cover

Purge Start Time:

Time	Flow	DTW	PH	ORP	Temp	SpC	DO	Turb	Comments
Units	mL\min	Ft.	Units	mV	°C	mS/cm	mg\L	NTU's	
Min	ml/min	Not to exceed 0.3'	+/- 0.1	+/- 10	+/- 3%	+/- 3%	+/- 10% or 3 >0.5	+/- 10% or 3>5	
1100	145	10.10	7.02	147.3	12.9	498	7.15	5.05	
1105	145	10.10	7.00	148.1	12.8	.544	7.27	3.21	
1110	145	10.11	7.01	148.7	13.0	.553	7.15	0.64	
1115	145	10.11	7.01	149.1	13.0	.555	7.13	0.50	
1120	145	10.11	7.00	149.3	13.1	.556	7.09	0.33	

Sample(s) Collected	Time	Color	Odor	Preservative
ETPH	1120			

Well Purging Groundwater Sampling

Weston & Sampson

Page 1 of 1

Project Name: Simsbury AWC Project #: 2180208 Date: 3/16/20
Well ID: MW-102 Well Diameter: 2" Casing Type: PVC
Initial Depth to Water: 16.70 Total Depth: Screen Length: 10'
Pumping Method: LF - Peristaltic
Tube Intake Set at: 18.0' Depth to Water with Tube: Sampled By:
Tube Diameter: 0.25" Notes:

Instrument Info
Flow Thru Cell YSI Turbidity Meter MicroTPW

Condition	Visual ID		Well Cap		Lock		Collar	
	Y	(N)	(Y)	N	Y	(N)	(Good)	Damaged

Comments on Well Condition low water - Sampled @ 1130

Purge Start Time

Time	Flow	DTW	PH	ORP	Temp	SpC	DO	Turb	Comments
Units	mL\min	Ft.	Units	mV	°C	mS/cm	mg\L	NTU's	
Min	ml/min	Not to exceed 0.3'	+/- 0.1	+/- 10	+/- 3%	+/- 3%	+/- 10% or 3 >0.5	+/- 10% or 3>5	
1120	145	17.4	6.99	154.2	15.2	.863	7.15	7.21	
1125	145	17.85	7.04	150.0	15.4	.907	6.14	5.05	

Sample(s) Collected	Time	Color	Odor	Preservative
ETPH, VOCs	1130			

Well Purging Groundwater Sampling

Weston & Sampson

Page 1 of 1

Project Name: Simsbury Ave Project #: 2180209 Date: 3/18/20
Well ID: MW-T6 Well Diameter: 2" Casing Type: PVC
Initial Depth to Water: 7.25 Total Depth: 16.92' Screen Length:
Pumping Method: LF - PERISTALTIC
Tube Intake Set at: 11.0' Depth to Water with Tube: 7.25' Sampled By: WKS
Tube Diameter: 0.25" Notes:

Instrument Info
Flow Thru Cell YSI Turbidity Meter MicroTPW

Condition	Visual ID		Well Cap		Lock		Collar	
	Y	(N)	(Y)	N	Y	(N)	(Good)	Damaged

Comments on Well Condition NO BOLTS

Purge Start Time

Time	Flow	DTW	PH	ORP	Temp	SpC	DO	Turb	Comments
Units	mL\min	Ft.	Units	mV	°C	mS/cm	mg\L	NTU's	
Min	ml/min	Not to exceed 0.3'	+/- 0.1	+/- 10	+/- 3%	+/- 3%	+/- 10% or 3 >0.5	+/- 10% or 3>5	
1150	145	7.31	7.50	112.5	12.1	.250	7.79	7.05	
1155	145	7.31	7.17	138.5	11.8	.147	7.64	5.75	
1200	145	7.32	7.27	136.4	12.0	.104	7.78	4.95	
1205	145	7.32	7.40	131.6	11.7	.068	7.78	4.06	
1210	145	7.33	7.42	130.2	11.8	.067	7.80	4.10	
1215	145	7.33	7.43	128.7	11.8	.067	7.71	3.65	

Sample(s) Collected	Time	Color	Odor	Preservative
ETPH	1215			

Well Purging Groundwater Sampling

Weston & Sampson

Page 1 of 1

Project Name: Simsbury Ave Project #: 2180205 Date: 3/12/20
Well ID: MW-T3 Well Diameter: 4" Casing Type: PVC
Initial Depth to Water: 11.40 Total Depth: 16.40' Screen Length:
Pumping Method: LF-Peristaltic
Tube Intake Set at: 13.50' Depth to Water with Tube: 11.40' Sampled By: WVS
Tube Diameter: 0.25" Notes:

Instrument Info
Flow Thru Cell YSI Turbidity Meter MicroTPW

Condition	Visual ID		Well Cap		Lock		Collar	
	Y	(N)	(Y)	N	Y	(N)	(Good)	Damaged

Comments on Well Condition No bolts

Purge Start Time

Time	Flow	DTW	PH	ORP	Temp	SpC	DO	Turb	Comments
Units	mL\min	Ft.	Units	mV	°C	mS/cm	mg\L	NTU's	
Min	ml/min	Not to exceed 0.3'	+/- 0.1	+/- 10	+/- 3%	+/- 3%	+/- 10% or 3 >0.5	+/- 10% or 3>5	
1220	145	11.45	7.27	142.6	15.4	.206	7.13	3.50	
1225	145	11.46	7.24	135.4	15.6	.214	5.71	1.07	
1230	145	11.46	7.37	128.6	16.2	.215	2.23	0.82	
1235	145	11.46	7.38	126.7	16.2	.216	2.18	0.55	
1240	145	11.46	7.37	126.5	16.2	.216	2.09	0.41	

Sample(s) Collected	Time	Color	Odor	Preservative
ETPH	1245			

Well Purging Groundwater Sampling

Weston & Sampson

Page 1 of 1

Project Name: Simsbury AWC Project #: 2180204 Date: 3/18/20
Well ID: TRW-1 Well Diameter: 6" Casing Type: PVC
Initial Depth to Water: 8.10 Total Depth: 17.0' Screen Length:
Pumping Method: LF - Peristaltic
Tube Intake Set at: 0.25" 10' Depth to Water with Tube: Sampled By: WVS
Tube Diameter: 0.25 Notes:

Instrument Info
Flow Thru Cell 451 Turbidity Meter MicroTPW

Condition	Visual ID		Well Cap		Lock		Collar	
	Y	(N)	(Y)	N	Y	(N)	(Good)	Damaged

Comments on Well Condition

Purge Start Time

Time	Flow	DTW	PH	ORP	Temp	SpC	DO	Turb	Comments
Units	mL\min	Ft.	Units	mV	°C	mS/cm	mg\L	NTU's	
Min	ml/min	Not to exceed 0.3'	+/- 0.1	+/- 10	+/- 3%	+/- 3%	+/- 10% or 3 >0.5	+/- 10% or 3>5	
1245	145	8.12	7.53	121.8	13.7	.106	1.97	3.65	
1250	145	8.13	7.33	128.4	14.2	.106	1.82	0.99	
1255	145	8.13	7.41	122.4	13.8	.101	1.76	0.91	
1300	145	8.13	7.39	107.3	13.9	.101	1.75	0.77	
1305	145	8.13	7.42	101.3	14.0	.100	1.77	0.64	
1310	145	8.12	7.45	97.6	14.0	.100	1.76	0.42	

Sample(s) Collected	Time	Color	Odor	Preservative
ETPH	1310			

Well Purging Groundwater Sampling

Weston & Sampson

Page 1 of 1

Project Name: Simsbury AWE Project #: 2180209 Date: 3/18/20
Well ID: MW-101 Well Diameter: 2" Casing Type: PVC
Initial Depth to Water: 8.32 Total Depth: ~~20'~~ Screen Length: 10'
Pumping Method: LF - Peristaltic
Tube Intake Set at: 15.0' Depth to Water with Tube: 8.32 Sampled By: WWS
Tube Diameter: 0.25" Notes:

Instrument Info
Flow Thru Cell YSI Turbidity Meter MicroTPW

Condition	Visual ID		Well Cap		Lock		Collar	
	Y	(N)	(Y)	N	Y	(N)	(Good)	Damaged

Comments on Well Condition

Purge Start Time

Time	Flow	DTW	PH	ORP	Temp	SpC	DO	Turb	Comments
Units	mL\min	Ft.	Units	mV	°C	mS/cm	mg\L	NTU's	
Min	ml/min	Not to exceed 0.3'	+/- 0.1	+/- 10	+/- 3%	+/- 3%	+/- 10% or 3 >0.5	+/- 10% or 3>5	
1320	145	9.58	6.66	148.7	14.1	.122	9.44	6.21	
1325	145	9.70	6.69	150.7	14.7	.123	8.76	3.45	
1330	145	9.82	6.79	149.7	14.6	.123	7.85	3.09	
1335	145	9.95	6.80	152.2	14.7	.124	7.16	2.70	
1340	145	10.06	6.81	154.1	14.5	.123	6.80	2.21	
1345	145	10.19	6.77	158.6	14.4	.122	6.41	1.80	
1350	145	10.27	6.73	161.8	14.5	.121	6.40	1.70	

Sample(s) Collected	Time	Color	Odor	Preservative
ETPH, VOCs	1350			

Well Purging Groundwater Sampling

Weston & Sampson

Page 1 of 1

Project Name: Simsbury AWR | Project #: 2180209 | Date: 3/18/20
Well ID: MW-202R | Well Diameter: 2" | Casing Type: PVC
Initial Depth to Water: 9.52 | Total Depth: 19' | Screen Length: 10'
Pumping Method: LF-Peristaltic
Tube Intake Set at: 14.0' | Depth to Water with Tube: | Sampled By: WJS
Tube Diameter: 0.25" | Notes:

Instrument Info
Flow Thru Cell: MicroTPW | Turbidity Meter: 451

Condition	Visual ID		Well Cap		Lock		Collar	
	Y	(N)	(Y)	N	Y	(N)	Good	(Damaged)

Comments on Well Condition: Cover cracked / missing

Purge Start Time:

Time	Flow	DTW	PH	ORP	Temp	SpC	DO	Turb	Comments
Units	mL\min	Ft.	Units	mV	°C	mS/cm	mg\L	NTU's	
Min	ml/min	Not to exceed 0.3'	+/- 0.1	+/- 10	+/- 3%	+/- 3%	+/- 10% or 3 >0.5	+/- 10% or 3>5	
1350	145	9.54	6.77	165.2	13.8	.207	6.88	10.02	
1355	145	9.54	6.78	164.3	14.2	.208	6.63	8.56	
1400	145	9.55	6.83	163.1	13.8	.209	6.71	4.95	
1405	145	9.55	6.76	168.5	13.6	.210	6.52	4.82	
1410	145	9.55	6.75	170.2	13.7	.210	6.54	4.43	

Sample(s) Collected	Time	Color	Odor	Preservative
ETPH	1415			

Well Purging Groundwater Sampling

Weston & Sampson

Page 1 of 1

Project Name: Simsbury Assc Project #: 2180209 Date: 3/19/26
Well ID: MW-310 Well Diameter: 2" Casing Type: PVC
Initial Depth to Water: 14.10 Total Depth: 20' Screen Length: 10'
Pumping Method: LF - Peristaltic
Tube Intake Set at: 18.50' Depth to Water with Tube: Sampled By: WVS
Tube Diameter: 0.25 Notes: Low water and recharge / hard to sample early - see Turbidity

Instrument Info
Flow Thru Cell: YSI Turbidity Meter: MicroTPW

Condition	Visual ID		Well Cap		Lock		Collar	
	Y	(N)	(Y)	N	Y	(N)	(Good)	Damaged

Comments on Well Condition

Purge Start Time

Time	Flow	DTW	PH	ORP	Temp	SpC	DO	Turb	Comments
Units	mL\min	Ft.	Units	mV	°C	mS/cm	mg\L	NTU's	
Min	ml/min	Not to exceed 0.3'	+/- 0.1	+/- 10	+/- 3%	+/- 3%	+/- 10% or 3 >0.5	+/- 10% or 3>5	
1020	145	15.80	7.07	94.2	15.80	.884	5.85	121.7	
1025	145	16.25	7.06	75.7	15.7	.880	4.85	125.2	
1030	145	16.40	7.05	63.5	15.7	.869	4.59	118.5	
1035	145	16.68	7.05	60.1	15.8	.860	4.47	120.1	

Sample(s) Collected	Time	Color	Odor	Preservative
ETPH	1040			

Well Purging Groundwater Sampling

Weston & Sampson

Page 1 of 1

Project Name: Simsbury AWC Project #: 2180209 Date: 3/19/20
Well ID: CCA-4 Well Diameter: 2" Casing Type: PVC
Initial Depth to Water: 7.66 Total Depth: 19' Screen Length: 10'
Pumping Method: LF-Peristaltic
Tube Intake Set at: 12' Depth to Water with Tube: 7.66' Sampled By: WWS
Tube Diameter: 0.25" Notes:

Instrument Info
Flow Thru Cell 451 Turbidity Meter MicroTPW

Condition	Visual ID		Well Cap		Lock		Collar	
	Y	(N)	(Y)	N	Y	(N)	(Good)	Damaged

Comments on Well Condition No bolts

Purge Start Time

Time	Flow	DTW	PH	ORP	Temp	SpC	DO	Turb	Comments
Units	mL\min	Ft.	Units	mV	°C	mS/cm	mg\L	NTU's	
Min	ml/min	Not to exceed 0.3'	+/- 0.1	+/- 10	+/- 3%	+/- 3%	+/- 10% or 3 >0.5	+/- 10% or 3>5	
1055	145	7.68	7.50	89.4	10.1	.069	11.14	12.50	
1100	145	7.68	7.00	133.6	10.0	.059	10.77	10.10	
1105	145	7.69	6.44	161.5	10.2	.042	11.23	8.29	
1110	145	7.69	6.37	163.8	10.3	.033	11.22	4.91	
1115	145	7.69	6.34	164.8	10.2	.033	11.30	4.75	
1120	145	7.69	6.31	167.1	10.2	.032	11.31	4.20	

Sample(s) Collected	Time	Color	Odor	Preservative
ETPH, PAHs	1120			
Dup-1 - ETPH				

Weston & Sampson

Page 1 of 1

Project Name: Simsbury AWC Project #: 2180209 Date: 3/19/20
Well ID: CCA-3 Well Diameter: 2" Casing Type: PVC
Initial Depth to Water: 15.55' Total Depth: 17.25' Screen Length:
Pumping Method: LF - Peristaltic
Tube Intake Set at: 16.50' Depth to Water with Tube: Sampled By:
Tube Diameter: 0.25" Notes: low water - low recharge - straight to sample

Instrument Info
Flow Thru Cell — Turbidity Meter ✓

Condition	Visual ID		Well Cap		Lock		Collar	
	Y	(N)	(Y)	N	Y	(N)	(Good)	Damaged

Comments on Well Condition

Purge Start Time

Time	Flow	DTW	PH	ORP	Temp	SpC	DO	Turb	Comments
Units	mL\min	Ft.	Units	mV	°C	mS/cm	mg\L	NTU's	
Min	ml/min	Not to exceed 0.3'	+/- 0.1	+/- 10	+/- 3%	+/- 3%	+/- 10% or 3 >0.5	+/- 10% or 3>5	

Sample(s) Collected	Time	Color	Odor	Preservative
ETPH, PAHs	1200			

Weston & Sampson

Page 1 of 1

Project Name: Sims AWC
Project #: 2180209
Date: 3/19/20
Well ID: MW-10
Well Diameter: 2"
Casing Type: PVC
Initial Depth to Water: 10.78
Total Depth: 15.20'
Screen Length:
Pumping Method: Low Flow - Peristaltic
Tube Intake Set at: 13.0'
Depth to Water with Tube: 10.78'
Sampled By: WLS
Tube Diameter: 0.25"
Notes:

Instrument Info
Flow Thru Cell: MicroTPW
Turbidity Meter: 451

Condition	Visual ID		Well Cap		Lock		Collar	
	(Y)	N	(Y)	N	Y	(N)	Good	Damaged

Comments on Well Condition: No bolts

Purge Start Time:

Time	Flow	DTW	PH	ORP	Temp	SpC	DO	Turb	Comments
Units	mL\min	Ft.	Units	mV	°C	mS/cm	mg\L	NTU's	
Min	ml/min	Not to exceed 0.3'	+/- 0.1	+/- 10	+/- 3%	+/- 3%	+/- 10% or 3 >0.5	+/- 10% or 3>5	
1250	150	10.82	6.83	170.1	10.2	.492	12.80	3.77	
1255	150	10.82	6.85	172.5	10.1	.511	11.30	1.64	
1300	150	10.83	6.81	176.6	10.6	.565	10.40	1.05	
1305	150	10.83	6.80	176.4	10.6	.602	9.70	0.45	
1310	150	10.83	6.79	180.5	10.7	.622	9.15	0.00	
1315	150	10.83	6.79	181.4	10.9	.629	9.22	0.00	
1320	150	10.83	6.79	182.6	10.8	.635	9.10	0.00	

Sample(s) Collected	Time	Color	Odor	Preservative
ETPH	1320			

Weston & Sampson

Page 1 of 1

Project Name: Simsbury AWC Project #: 2180209 Date: 3/19/20
Well ID: MW-11a Well Diameter: 2" Casing Type: PVC
Initial Depth to Water: 9.57 Total Depth: 13.16' Screen Length:
Pumping Method: Low Flow - Peristaltic
Tube Intake Set at: 11.50' Depth to Water with Tube: 9.57' Sampled By: WVS
Tube Diameter: 0.25" Notes:

Instrument Info
Flow Thru Cell: YSI Turbidity Meter: MicroTPW

Condition	Visual ID		Well Cap		Lock		Collar	
	Y	(N)	(Y)	N	Y	(N)	(Good)	Damaged

Comments on Well Condition: No bolts

Purge Start Time:

Time	Flow	DTW	PH	ORP	Temp	SpC	DO	Turb	Comments
Units	mL\min	Ft.	Units	mV	°C	mS/cm	mg\L	NTU's	
Min	ml/min	Not to exceed 0.3'	+/- 0.1	+/- 10	+/- 3%	+/- 3%	+/- 10% or 3 >0.5	+/- 10% or 3>5	
1325	145	9.65	7.10	153.6	8.4	.195	9.55	4.64	
1330	145	9.65	6.77	179.7	8.4	.112	9.53	2.25	
1335	145	9.65	6.78	181.8	8.4	.111	9.08	2.15	
1340	145	9.05	6.79	180.0	8.4	.111	9.15	1.88	

Sample(s) Collected	Time	Color	Odor	Preservative
ETPH	1340			

Well Purging Groundwater Sampling

Weston & Sampson

Page 1 of 1

Project Name: Simsbury AWC Project #: 2180209 Date: 3/19/20
Well ID: CCA-5 Well Diameter: 2" Casing Type: PVC
Initial Depth to Water: 11.30 Total Depth: 19' Screen Length:
Pumping Method: LF-Peristaltic
Tube Intake Set at: 14.0' Depth to Water with Tube: 11.30' Sampled By: WVS
Tube Diameter: 0.25" Notes:

Instrument Info
Flow Thru Cell YSI Turbidity Meter MicroTPW

Condition	Visual ID		Well Cap		Lock		Collar	
	Y	(N)	(Y)	N	Y	(N)	Good	Damaged

Comments on Well Condition

Purge Start Time

Time	Flow	DTW	PH	ORP	Temp	SpC	DO	Turb	Comments
Units	mL\min	Ft.	Units	mV	°C	mS/cm	mg\L	NTU's	
Min	ml/min	Not to exceed 0.3'	+/- 0.1	+/- 10	+/- 3%	+/- 3%	+/- 10% or 3 >0.5	+/- 10% or 3>5	
1400	150	11.33	6.75	199.6	8.4	.164	13.50	5.55	
1405	150	11.33	6.87	196.7	8.3	.169	12.56	4.61	
1410	150	11.33	6.88	196.8	8.7	.170	12.52	3.92	
1415	150	11.33	6.89	196.5	8.3	.171	12.60	3.81	

Sample(s) Collected	Time	Color	Odor	Preservative
ETPH	1415			

Groundwater Sampling Data Sheets

June 2020

Weston & Sampson

Page 1 of 1

Project Name: Simsbury Road
Project #:
Date: 6/30/20
Well ID: MW-6
Well Diameter: 2"
Casing Type:
Initial Depth to Water: 10.33
Total Depth: 16.80
Screen Length:
Pumping Method: LF-PERISTALTIC
Tube Intake Set at: 13.50'
Depth to Water with Tube:
Sampled By: WVS
Tube Diameter: 0.25"
Notes:

Instrument Info
Flow Thru Cell: YSI
Turbidity Meter: MicroTPW

Condition	Visual ID		Well Cap		Lock		Collar	
	Y	(N)	(Y)	N	Y	(N)	(Good)	Damaged

Comments on Well Condition: NO bolts

Purge Start Time:

Time	Flow	DTW	PH	ORP	Temp	SpC	DO	Turb	Comments
Units	mL\min	Ft.	Units	mV	°C	mS/cm	mg\L	NTU's	
Min	ml/min	Not to exceed 0.3'	+/- 0.1	+/- 10	+/- 3%	+/- 3%	+/- 10% or 3 >0.5	+/- 10% or 3>5	
955	145	10.35	6.36	152	18.0	.561	8.25	3.62	
1000	145	10.36	6.37	154	19.0	.639	8.41	0.85	
1005	145	10.36	6.38	152	18.8	.672	8.54	0.00	
1010	145	10.36	6.38	148	18.8	.674	8.42	0.00	
1015	145	10.36	6.39	152	18.6	.675	8.36	0.00	

Sample(s) Collected	Time	Color	Odor	Preservative
EIPH Fingerprint	1015			

Weston & Sampson

Page _____ of _____

Project Name: Simsbury Auto Project #: _____ Date: 6/30/20
Well ID: MW-101 Well Diameter: 2" Casing Type: PVC
Initial Depth to Water: 9.06 Total Depth: 15.0' Screen Length: 10'
Pumping Method: LF PERISTALTIC
Tube Intake Set at: 13.50 Depth to Water with Tube: 9.00' Sampled By: WWS
Tube Diameter: 0.25" Notes: _____

Instrument Info
Flow Thru Cell YSI Turbidity Meter MICROTPW

Condition	Visual ID		Well Cap		Lock		Collar	
	Y	(N)	(Y)	N	Y	(N)	(Good)	Damaged

Comments on Well Condition _____

Purge Start Time _____

Time	Flow	DTW	PH	ORP	Temp	SpC	DO	Turb	Comments
Units	mL\min	Ft.	Units	mV	°C	mS/cm	mg\L	NTU's	
Min	ml/min	Not to exceed 0.3'	+/- 0.1	+/- 10	+/- 3%	+/- 3%	+/- 10% or 3 >0.5	+/- 10% or 3>5	
900	145	9.55	6.22	142	18.0	.148	6.85	32.16	
905	145	9.75	6.23	141	18.3	.141	7.65	18.17	
910	145	10.05	6.23	139	18.4	.140	6.99	10.50	
915	145	10.10	6.23	140	18.4	.139	7.77	8.35	
920	145	10.22	6.23	139	18.4	.139	7.45	7.98	
925	145	10.31	6.23	139	18.4	.139	7.38	8.40	

Sample(s) Collected	Time	Color	Odor	Preservative
ETPH, VOCs	930			

Weston & Sampson

Page 1 of 1

Project Name: Simsbury Ave
Project #:
Date: 6/30/20
Well ID: MW-4R
Well Diameter:
Casing Type: PVC
Initial Depth to Water: 10.05
Total Depth: 10.55
Screen Length:
Pumping Method: —
Tube Intake Set at: —
Depth to Water with Tube:
Sampled By: WWS
Tube Diameter: —
Notes:

Instrument Info
Flow Thru Cell —
Turbidity Meter —

Condition	Visual ID		Well Cap		Lock		Collar	
	Y	(N)	(Y)	N	Y	(N)	Good	(Damaged)

Comments on Well Condition: Well appears to be silted in. Depth has changed

Purge Start Time: No water to sample.

Time	Flow	DTW	PH	ORP	Temp	SpC	DO	Turb	Comments
Units	mL\min	Ft.	Units	mV	°C	mS/cm	mg\L	NTU's	
Min	ml/min	Not to exceed 0.3'	+/- 0.1	+/- 10	+/- 3%	+/- 3%	+/- 10% or 3 >0.5	+/- 10% or 3>5	

Weston & Sampson

Page 1 of 1

Project Name: Simsbury Ave Project #: Date: 6/30/20
Well ID: CCA-3 Well Diameter: 2" Casing Type: PVC
Initial Depth to Water: - Total Depth: - Screen Length:
Pumping Method: -
Tube Intake Set at: - Depth to Water with Tube: - Sampled By: KWS
Tube Diameter: - Notes: Well Dry - no Samples

Instrument Info
Flow Thru Cell Turbidity Meter

Condition	Visual ID		Well Cap		Lock		Collar	
	Y	N	Y	N	Y	N	Good	Damaged

Comments on Well Condition

Purge Start Time

Time	Flow	DTW	PH	ORP	Temp	SpC	DO	Turb	Comments
Units	mL\min	Ft.	Units	mV	°C	mS/cm	mg\L	NTU's	
Min	ml/min	Not to exceed 0.3'	+/- 0.1	+/- 10	+/- 3%	+/- 3%	+/- 10% or 3 >0.5	+/- 10% or 3>5	

Sample(s) Collected	Time	Color	Odor	Preservative

Weston & Sampson

Page _____ of _____

Project Name: Simsbury AWC Project #: — Date: 6/30/20
Well ID: MW-102 Well Diameter: 2" Casing Type: PVC
Initial Depth to Water: — Total Depth: 20.00' Screen Length: —
Pumping Method: —
Tube Intake Set at: — Depth to Water with Tube: _____ Sampled By: WLS
Tube Diameter: — Notes: Well DRY No Samples

Instrument Info
Flow Thru Cell _____ Turbidity Meter _____

Condition	Visual ID		Well Cap		Lock		Collar	
	Y	N	Y	N	Y	N	Good	Damaged

Comments on Well Condition _____

Purge Start Time _____

Time	Flow	DTW	PH	ORP	Temp	SpC	DO	Turb	Comments
Units	mL\min	Ft.	Units	mV	°C	mS/cm	mg\L	NTU's	
Min	ml/min	Not to exceed 0.3'	+/- 0.1	+/- 10	+/- 3%	+/- 3%	+/- 10% or 3 >0.5	+/- 10% or 3>5	

Groundwater Sampling Data Sheets

September 2020

WELL SAMPLING LOG

1. SITE INFORMATION

Site Location	Simsbury AWC
Samplers	Meghan Shannahan
Date	9/24/2020
Well ID	~~MW-19~~ CCA-3

2. EQUIPMENT INFORMATION

Multiparameter Sonde	—
Turbidmeter	—

3. WELL CONSTRUCTION

Measuring Point	TOC	Notch, Mark, Direction
Date Installed	—	(MM/DD/YYYY)
Well Diameter	2 in	(inches)
Top of Well Screen	—	(feet below top of casing)
Bottom of Well Screen	—	(feet below top of casing)
Well Depth	19.24	(feet below top of casing)

4. STATIC MEASUREMENTS

Depth to LNAPL	—	(feet below top of casing)
LNAPL Thickness	—	(feet)
Depth To Water	16.84	(feet below top of casing)
DNAPL Thickness	—	(feet from well bottom)
Well Depth	17.29	(feet below top of casing)
Time	~~1225~~ 1225	(military format)

5. Purging Data

Purging Method	peristaltic	
Sample Intake	17'	(feet below top of casing)
Start of Purging	—	(time in military format)
Flow Rate	190	(milliliters per minute)
Required Purge Volume	—	(gallons), (Table 1 Value + Table 2 Value)
Total Volume Purged	—	(gallons)

6. Sampling Data

Sampling Method	peristaltic	
Start of Sampling	1230	(military format)
End of Sampling	1235	(military format)

7. FIELD PARAMETERS

replicates	1	2	3	4	5	6	7	8	9	10	Criteria
Time (military format)											>3 min intervals
Depth to Water (ft btoc)				collected	grab						0.01 feet
Drawdown (feet)											<0.33 feet
Temperature C											+/- 3%
Specific Conductivity (ms/cm)											+/- 3%
Dissolved Oxygen (mg/L)				sample	due	to					+/- 10% or <0.5
pH (S.U.)											+/- 0.1
ORP (mV)				low	water	level					+/- 10 mV
Turbidity (NTU)											+/- 10% or <0.5
Flow Rate (ml/min)											<500 ml/min

8. SAMPLE ANALYSIS

Analysis	Bottle Size	Bottle Type	# of Bottles	Preservative
DRO/ETPH	1L	amber	1	—

1230

9. QA/QC SAMPLE REQUIRED

	Yes	No
Field Duplicate		X
Matrix Spike		X
Matrix Spike Duplicate		X

	Yes	No
Equipment Blank		X
Trip Blank		X
Other		X

Signature: _____ Date: 9/24/2020

WELL SAMPLING LOG

1. SITE INFORMATION

Site Location	Simsbury AWC
Samplers	Meghan Shanahan
Date	9/24/2020

Well ID: MW-4R

2. EQUIPMENT INFORMATION

Multiparameter Sonde	—
Turbidimeter	—

3. WELL CONSTRUCTION

Measuring Point	TOC	Notch, Mark, Direction
Date Installed	—	(MM/DD/YYYY)
Well Diameter	—	(inches)
Top of Well Screen	—	(feet below top of casing)
Bottom of Well Screen	—	(feet below top of casing)
Well Depth	—	(feet below top of casing)

4. STATIC MEASUREMENTS

Depth to LNAPL	—	(feet below top of casing)
LNAPL Thickness	—	(feet)
Depth To Water	DRY	(feet below top of casing)
DNAPL Thickness	—	(feet from well bottom)
Well Depth	—	(feet below top of casing)
Time	—	(military format)

5. Purging Data

Purging Method	—	
Sample Intake	—	(feet below top of casing)
Start of Purging	—	(time in military format)
Flow Rate	—	(milliliters per minute)
Required Purge Volume	—	(gallons), (Table 1 Value + Table 2 Value)
Total Volume Purged	—	(gallons)

6. Sampling Data

Sampling Method	—	
Start of Sampling	—	(military format)
End of Sampling	—	(military format)

7. FIELD PARAMETERS

replicates	1	2	3	4	5	6	7	8	9	10	Criteria
Time (military format)											>3 min intervals
Depth to Water (ft btoc)			DRY								0.01 feet
Drawdown (feet)											<0.33 feet
Temperature C											+/- 3%
Specific Conductivity (ms/cm)											+/- 3%
Dissolved Oxygen (mg/L)			(COULDN'T SAMPLE								+/- 10% or <0.5
pH (S.U.)											+/- 0.1
ORP (mV)											+/- 10 mV
Turbidity (NTU)											+/- 10% or <0.5
Flow Rate (ml/min)											<500 ml/min

8. SAMPLE ANALYSIS

Analysis	Bottle Size	Bottle Type	# of Bottles	Preservative
	N/A			

8260

9. QA/QC SAMPLE REQUIRED

	Yes	No
Field Duplicate		N/A
Matrix Spike		
Matrix Spike Duplicate		

	Yes	No
Equipment Blank		N/A
Trip Blank		
Other		

Signature: _____ Date: 9/24/2020

WELL SAMPLING LOG

1. SITE INFORMATION

Site Location	Simsbury AWC
Samplers	Meghan Shannon
Date	9/24/2020
Well ID	MW-6

2. EQUIPMENT INFORMATION

Multiparameter Sonde	Horiba U-BY/KKSR2
Turbidimeter	same

3. WELL CONSTRUCTION

Measuring Point	TOC	Notch, Mark, Direction
Date Installed	—	(MM/DD/YYYY)
Well Diameter	2 in	(inches)
Top of Well Screen	—	(feet below top of casing)
Bottom of Well Screen	—	(feet below top of casing)
Well Depth	16.03	(feet below top of casing)

4. STATIC MEASUREMENTS

Depth to LNAPL	—	(feet below top of casing)
LNAPL Thickness	—	(feet)
Depth To Water	12.50	(feet below top of casing)
DNAPL Thickness	—	(feet from well bottom)
Well Depth	16.03	(feet below top of casing)
Time	1110	(military format)

5. Purging Data

Purging Method	peristaltic	
Sample Intake	15'	(feet below top of casing)
Start of Purging	1110	(time in military format)
Flow Rate	180	(milliliters per minute)
Required Purge Volume	—	(gallons). (Table 1 Value + Table 2 Value)
Total Volume Purged	—	(gallons)

6. Sampling Data

Sampling Method	peristaltic w/ dedicated tubing	
Start of Sampling	1145	(military format)
End of Sampling	1155	(military format)

7. FIELD PARAMETERS

replicates	1	2	3	4	5	6	7	8	9	10	Criteria
Time (military format)	1115	1120	1125	1130	1135	1140	1145				>3 min intervals
Depth to Water (ft btoc)	12.50	12.50	12.50	12.51	12.51	12.52	12.52				0.01 feet
Drawdown (feet)	0.0	0.0	0.0	0.01	0.01	0.02	0.02				<0.33 feet
Temperature C	20.72	20.85	20.94	21.04	21.12	21.16	21.18				+/- 3%
Specific Conductivity (ms/cm)	0.351	0.352	0.349	0.346	0.343	0.340	0.338				+/- 3%
Dissolved Oxygen (mg/L)	20.52	20.36	20.16	19.95	20.14	20.10	20.08				+/- 10% or <0.5
pH (S.U.)	6.21	6.17	6.14	6.13	6.10	6.09	6.06				+/- 0.1
ORP (mV)	123	125	127	128	130	130	130				+/- 10 mV
Turbidity (NTU)	0.0	0.0	0.0	0.0	0.0	0.0	0.0				+/- 10% or <0.5
Flow Rate (mL/min)	180	180	180	180	180	180	180				<500 mL/min

8. SAMPLE ANALYSIS

Analysis	Bottle Size	Bottle Type	# of Bottles	Preservative
ETPH	1 L	amber	2	—

Sample time 1145

9. QA/QC SAMPLE REQUIRED

	Yes	No
Field Duplicate		X
Matrix Spike		X
Matrix Spike Duplicate		X

	Yes	No
Equipment Blank		X
Trip Blank		X
Other		X

Signature: _____ Date: 9/24/2020

WELL SAMPLING LOG

1. SITE INFORMATION

Site Location	Simsbury AWC
Samplers	Meghan Sammon
Date	9/24/2026

Well ID: MW-101

2. EQUIPMENT INFORMATION

Multiparameter Sonde	—
Turbidimeter	—

3. WELL CONSTRUCTION

Measuring Point	TOC	Notch, Mark, Direction
Date Installed	—	(MM/DD/YYYY)
Well Diameter	2in	(inches)
Top of Well Screen	—	(feet below top of casing)
Bottom of Well Screen	—	(feet below top of casing)
Well Depth	15.28	(feet below top of casing)

4. STATIC MEASUREMENTS

Depth to LNAPL	—	(feet below top of casing)
LNAPL Thickness	—	(feet)
Depth To Water	12.60	(feet below top of casing)
DNAPL Thickness	—	(feet from well bottom)
Well Depth	15.28	(feet below top of casing)
Time	1250	(military format)

5. Purging Data

Purging Method	Peristaltic	
Sample Intake	15'	(feet below top of casing)
Start of Purging	—	(time in military format)
Flow Rate	180	(milliliters per minute)
Required Purge Volume	—	(gallons), (Table 1 Value * Table 2 Value)
Total Volume Purged	—	(gallons)

6. Sampling Data

Sampling Method	Peristaltic	
Start of Sampling	1330	(military format)
End of Sampling	1340	(military format)

7. FIELD PARAMETERS

Replicates	1	2	3	4	5	6	7	8	9	10	Criteria
Time (military format)											>3 min intervals
Depth to Water (ft btoc)											0.01 feet
Drawdown (feet)			collected gas sample								<0.33 feet
Temperature C°			due to drawdown;								+/- 3%
Specific Conductivity (ms/cm)											+/- 3%
Dissolved Oxygen (mg/L)			dried up during								+/- 10% or <0.5
pH (S.U.)											+/- 0.1
ORP (mV)			sampling								+/- 10 mV
Turbidity (NTU)											+/- 10% or <0.5
Flow Rate (ml/min)											<500 ml/min

8. SAMPLE ANALYSIS

Analysis	Bottle Size	Bottle Type	# of Bottles	Preservative
ETPH	1 L	amber	1	—
VOCs	40 mL	Vial	3	HCl

sample 1330

QP-1 collected

9. QA/QC SAMPLE REQUIRED

	Yes	No
Field Duplicate	X	
Matrix Spike		X
Matrix Spike Duplicate		X

	Yes	No
Equipment Blank		X
Trip Blank	X	
Other		X

Signature: _____ Date: 9/24/2026

WELL SAMPLING LOG

1. SITE INFORMATION

Site Location	Simsbury AWC
Sampler	Meghan Sheehan
Date	9/29/2026
Well ID	MW-102

2. EQUIPMENT INFORMATION

Multiparameter Sonde	—
Turbidimeter	—

3. WELL CONSTRUCTION

Measuring Point	TOC	Notch, Mark, Direction
Date Installed	—	(MM/DD/YYYY)
Well Diameter	2 in	(inches)
Top of Well Screen	—	(feet below top of casing)
Bottom of Well Screen	—	(feet below top of casing)
Well Depth	20.08	(feet below top of casing)

4. STATIC MEASUREMENTS

Depth to LNAPL	—	(feet below top of casing)
LNAPL Thickness	—	(feet)
Depth To Water	19.83	(feet below top of casing)
DNAPL Thickness	—	(feet from well bottom)
Well Depth	~~N/A~~ 20.08	(feet below top of casing) 20.08
Time	1100	(military format)

5. Purging Data

Purging Method	peristaltic	
Sample Intake	20'	(feet below top of casing)
Start of Purging	1100	(time in military format)
Flow Rate	180	(milliliters per minute)
Required Purge Volume	—	(gallons), (Table 1 Value + Table 2 Value)
Total Volume Purged	—	(gallons)

6. Sampling Data

Sampling Method	peristaltic	
Start of Sampling	1100	(military format)
End of Sampling	1105	(military format)

7. FIELD PARAMETERS

replicates	1	2	3	4	5	6	7	8	9	10	Criteria
Time (military format)				collected grab sample							>3 min intervals
Depth to Water (ft btoc)				due to small amount							0.01 feet
Drawdown (feet)				of water							<0.33 feet
Temperature C											+/- 3%
Specific Conductivity (ms/cm)				and ended while sampling							+/- 3%
Dissolved Oxygen (mg/L)				and (could not collect)							+/- 10% or <0.5
pH (S.U.)				EDM							+/- 0.1
ORP (mV)											+/- 10 mV
Turbidity (NTU)											+/- 10% or <0.5
Flow Rate (ml/min)											<500 ml/min

8. SAMPLE ANALYSIS

Analysis	Bottle Size	Bottle Type	# of Bottles	Preservative
VOCs	40 mL	vial	3	HCl

sample time 1100 am

9. QA/QC SAMPLE REQUIRED

	Yes	No
Field Duplicate		X
Matrix Spike		X
Matrix Spike Duplicate		X

	Yes	No
Equipment Blank		X
Trip Blank	X	
Other		X

Signature: _____ Date: 9/29/2026

Groundwater Sampling Data Sheets

December 2020

Simsbury AWC Gauging Data Sheet

Date: 12/4/2020

Measured by: Richard Mercandetti

Well	Well Depth (ft. btoc)	Depth to Oil (ft. btoc)	Depth to Water (ft. btoc)	Time	Well Diameter (inches)	Comments
RW-1	18.00	—	10.92	937	6	
MW-2A	22.70	—	13.70	941		
MW-4R	13.57	—	—	934	2	dry
MW-6	16.80	—	12.02	1018	2	
MW-8	16.47	—	—	915	2	dry
MW-10	15.70	—	12.75	932	2	
MW-11A	13.16	—	11.51	933	4	
MW-15	14.38	—	13.16	922	4	
MW-16	14.20'	—	11.90	924	2	Gauged for June event
MW-T1	16.75	—	7.45	1015	4	
MW-T2	16.82	—	7.46	1013	4	
MW-T3	16.90	—	11.47	1017	4	
MW-T5	16.92	—	6.68	1007	2	
MW-T6	16.92	—	6.94	1013	2	
TRW-1	17.06	—	7.88	1071	4	
CCA-1	13.96	—	4.65	1128	2	
CCA-2	19.79	—	9.90	1003	2	
CCA-3	17.29	—	—	959	2	dry
CCA-4	19.03	~~8.88~~	8.10	954	2	
CCA-5	19.17		13.45	1111	2	
CCA-6	18.00	9 —	9.63	900	2	
MW-A1R-1	19.34	—	~~8.90~~	~~1003~~	2	~~7.88 — 1021~~
MW-SA-South (R)	22.21	—	14.85	907	2	
MW-SA-North (R)	22.15	—	13.38	916	2	
MW-310	20.00'	—	—	—	2	inside building
MW-200	18.00'	—	12.80	1114	2	
MW-201	18.00'	—			2	could not access
MW-202	19.00'	—	11.98	947	2	
MW-203	20.00'	—	12.47	944	2	
MW-101	15.44'	—	11.34	951	2	
MW-102	20.35'	—	19.19	1011	2	

General Comments

WELL SAMPLING LOG

1. SITE INFORMATION

Site Location	Simsbury AWC
Samplers	RM
Date	12/4/2020

Well ID: MW-4R

2. EQUIPMENT INFORMATION

Multiparameter Sonde	—
Turbidmeter	—

3. WELL CONSTRUCTION

Measuring Point	TOC	Notch, Mark, Direction
Date Installed	—	(MM/DD/YYYY)
Well Diameter	2"	(inches)
Top of Well Screen	—	(feet below top of casing)
Bottom of Well Screen	—	(feet below top of casing)
Well Depth	~~15.50~~ 10.50	(feet below top of casing)

4. STATIC MEASUREMENTS

Depth to LNAPL	—	(feet below top of casing)
LNAPL Thickness	—	(feet)
Depth To Water	—	(feet below top of casing)
DNAPL Thickness	—	(feet from well bottom)
Well Depth	~~15.50~~ 10.50	(feet below top of casing)
Time	940	(military format)

5. Purging Data

Purging Method	—	
Sample Intake	—	(feet below top of casing)
Start of Purging	—	(time in military format)
Flow Rate	—	(milliliters per minute)
Required Purge Volume	—	(gallons), (Table 1 Value + Table 2 Value)
Total Volume Purged	—	(gallons)

6. Sampling Data

Sampling Method	—	
Start of Sampling	—	(military format)
End of Sampling	—	(military format)

7. FIELD PARAMETERS

replicates	1	2	3	4	5	6	7	8	9	10	Criteria
Time (military format)											>3 min intervals
Depth to Water (ft btoc)											0.01 feet
Drawdown (feet)											<0.33 feet
Temperature C°					Dry						+/- 3%
Specific Conductivity (ms/cm)											+/- 3%
Dissolved Oxygen (mg/L)					Could not						+/- 10% or <0.5
pH (S.U.)											+/- 0.1
ORP (mV)					Sample						+/- 10 mV
Turbidity (NTU)											+/- 10% or <0.5
Flow Rate (ml/min)											<500 ml/min

8. SAMPLE ANALYSIS

Analysis	Bottle Size	Bottle Type	# of Bottles	Preservative
		N/a		

9. QA/QC SAMPLE REQUIRED

	Yes	No
Field Duplicate		—
Matrix Spike		—
Matrix Spike Duplicate		—

	Yes	No
Equipment Blank		—
Trip Blank		—
Other		—

Signature: Richard Manandhar

Printed Name: Richard Manandhar

Date: 12/4/2020

WELL SAMPLING LOG

1. SITE INFORMATION

Site Location	Simsbury AWC
Samplers	RM
Date	12/14/2020

Well ID: ~~MW~~ CCA-3

2. EQUIPMENT INFORMATION

Multiparameter Sonde	—
Turbidmeter	—

3. WELL CONSTRUCTION

Measuring Point	TOC	Notch, Mark, Direction
Date Installed	—	(MM/DD/YYYY)
Well Diameter	2"	(inches)
Top of Well Screen	—	(feet below top of casing)
Bottom of Well Screen	—	(feet below top of casing)
Well Depth	17.14	(feet below top of casing)

4. STATIC MEASUREMENTS

Depth to LNAPL	—	(feet below top of casing)
LNAPL Thickness	—	(feet)
Depth To Water	—	(feet below top of casing)
DNAPL Thickness	—	(feet from well bottom)
Well Depth	17.14	(feet below top of casing)
Time	1600	(military format)

5. Purging Data

Purging Method	—	
Sample Intake	—	(feet below top of casing)
Start of Purging	—	(time in military format)
Flow Rate	—	(milliliters per minute)
Required Purge Volume	—	(gallons), (Table 1 Value + Table 2 Value)
Total Volume Purged	—	(gallons)

6. Sampling Data

Sampling Method	—	
Start of Sampling	—	(military format)
End of Sampling	—	(military format)

7. FIELD PARAMETERS

replicates	1	2	3	4	5	6	7	8	9	10	Criteria
Time (military format)											>3 min intervals
Depth to Water (ft btoc)											0.01 feet
Drawdown (feet)											<0.33 feet
Temperature C°					Dry						+/- 3%
Specific Conductivity (ms/cm)											+/- 3%
Dissolved Oxygen (mg/L)					could not		sample				+/- 10% or <0.5
pH (S.U.)											+/- 0.1
ORP (mV)											+/- 10 mV
Turbidity (NTU)											+/- 10% or <0.5
Flow Rate (ml/min)											<500 ml/min

8. SAMPLE ANALYSIS

Analysis	Bottle Size	Bottle Type	# of Bottles	Preservative
		N/a		

9. QA/QC SAMPLE REQUIRED

	Yes	No
Field Duplicate		—
Matrix Spike		—
Matrix Spike Duplicate		—

	Yes	No
Equipment Blank		—
Trip Blank		—
Other		—

Signature: RM

Printed Name: Richard Morendher

Date: 12/14/2020

WELL SAMPLING LOG

1. SITE INFORMATION

Site Location	Simsbury AWC
Samplers	RM
Date	12/4/2020

Well ID: MW102

Could not sample or complete parameters - no water / too turbid

2. EQUIPMENT INFORMATION

Multiparameter Sonde	YSI
Turbidmeter	micro TPW

3. WELL CONSTRUCTION

Measuring Point	TOC	Notch, Mark, Direction
Date Installed	—	(MM/DD/YYYY)
Well Diameter	2"	(inches)
Top of Well Screen	—	(feet below top of casing)
Bottom of Well Screen	—	(feet below top of casing)
Well Depth	20.30	(feet below top of casing)

4. STATIC MEASUREMENTS

Depth to LNAPL	—	(feet below top of casing)
LNAPL Thickness	—	(feet)
Depth To Water	—	(feet below top of casing)
DNAPL Thickness	—	(feet from well bottom)
Well Depth	20.30	(feet below top of casing)
Time	1611	(military format)

5. Purging Data

Purging Method	—	
Sample Intake	—	(feet below top of casing)
Start of Purging	—	(time in military format)
Flow Rate	—	(milliliters per minute)
Required Purge Volume	—	(gallons), (Table 1 Value + Table 2 Value)
Total Volume Purged	—	(gallons)

6. Sampling Data

Sampling Method	—	
Start of Sampling	—	(military format)
End of Sampling	—	(military format)

7. FIELD PARAMETERS

replicates	1	2	3	4	5	6	7	8	9	10	Criteria
Time (military format)											>3 min intervals
Depth to Water (ft btoc)											0.01 feet
Drawdown (feet)											<0.33 feet
Temperature C°											+/- 3%
Specific Conductivity (ms/cm)											+/- 3%
Dissolved Oxygen (mg/L)											+/- 10% or <0.5
pH (S.U.)											+/- 0.1
ORP (mV)											+/- 10 mV
Turbidity (NTU)											+/- 10% or <0.5
Flow Rate (ml/min)											<500 ml/min

Could not Sample

8. SAMPLE ANALYSIS

Analysis	Bottle Size	Bottle Type	# of Bottles	Preservative
		n/a		

9. QA/QC SAMPLE REQUIRED

	Yes	No
Field Duplicate		✓
Matrix Spike		✓
Matrix Spike Duplicate		✓

	Yes	No
Equipment Blank		✓
Trip Blank		✓
Other		✓

Signature: [signature]

Date: 12/4/2020

Printed Name: Richard Monendhar

WELL SAMPLING LOG

1. SITE INFORMATION

Site Location	Simsbury AWC
Samplers	RM
Date	12/4/2020
Well ID	MW-161

2. EQUIPMENT INFORMATION

Multiparameter Sonde	YSI
Turbidmeter	micro TPW

3. WELL CONSTRUCTION

Measuring Point	TOC	Notch, Mark, Direction
Date Installed	—	(MM/DD/YYYY)
Well Diameter	2"	(inches)
Top of Well Screen	—	(feet below top of casing)
Bottom of Well Screen	—	(feet below top of casing)
Well Depth	15.44'	(feet below top of casing)

4. STATIC MEASUREMENTS

Depth to LNAPL	—	(feet below top of casing)
LNAPL Thickness	—	(feet)
Depth To Water	12.31	(feet below top of casing)
DNAPL Thickness	—	(feet from well bottom)
Well Depth	15.44'	(feet below top of casing)
Time	1100	(military format)

5. Purging Data

Purging Method	low-flow peristaltic	
Sample Intake	15'	(feet below top of casing)
Start of Purging	1095	(time in military format)
Flow Rate	100 mL	(milliliters per minute)
Required Purge Volume	—	(gallons), (Table 1 Value + Table 2 Value)
Total Volume Purged	—	(gallons)

6. Sampling Data

Sampling Method	peristaltic Pump low flow	
Start of Sampling	1160	(military format)
End of Sampling	1125	(military format)

well dried out quick; skipped parameters

7. FIELD PARAMETERS

replicates	1	2	3	4	5	6	7	8	9	10	Criteria
Time (military format)											>3 min intervals
Depth to Water (ft btoc)											0.01 feet
Drawdown (feet)											<0.33 feet
Temperature C°				Collected							+/- 3%
Specific Conductivity (ms/cm)											+/- 3%
Dissolved Oxygen (mg/L)				grab Samples							+/- 10% or <0.5
pH (S.U.)											+/- 0.1
ORP (mV)											+/- 10 mV
Turbidity (NTU)											+/- 10% or <0.5
Flow Rate (ml/min)											<500 ml/min

8. SAMPLE ANALYSIS

Analysis	Bottle Size	Bottle Type	# of Bottles	Preservative
ETPH	1L	bottle	2	—
VOCs	40mL	vial	2	HCl

9. QA/QC SAMPLE REQUIRED

	Yes	No
Field Duplicate		✓
Matrix Spike		✓
Matrix Spike Duplicate		✓

	Yes	No
Equipment Blank	✓	
Trip Blank	✓	
Other		✓

Signature: [signature]

Date: 12/4/2020

Printed Name: Richard Marcantonio

WELL SAMPLING LOG

1. SITE INFORMATION

Site Location	Simsbury AWC
Samplers	RM
Date	12/4/2020

Well ID: MW-6

2. EQUIPMENT INFORMATION

Multiparameter Sonde	YSI
Turbidmeter	MicroTPW

3. WELL CONSTRUCTION

Measuring Point	TOC	Notch, Mark, Direction
Date Installed	—	(MM/DD/YYYY)
Well Diameter	2"	(inches)
Top of Well Screen	—	(feet below top of casing)
Bottom of Well Screen	—	(feet below top of casing)
Well Depth	15.57'	(feet below top of casing)

4. STATIC MEASUREMENTS

Depth to LNAPL	—	(feet below top of casing)
LNAPL Thickness	—	(feet)
Depth To Water	12.03	(feet below top of casing)
DNAPL Thickness	—	(feet from well bottom)
Well Depth	15.57'	(feet below top of casing)
Time	1200	(military format)

5. Purging Data

Purging Method	low-flow peristaltic pump	
Sample Intake	15'	(feet below top of casing)
Start of Purging	1200	(time in military format)
Flow Rate	100mL	(milliliters per minute)
Required Purge Volume	—	(gallons), (Table 1 Value + Table 2 Value)
Total Volume Purged	—	(gallons)

6. Sampling Data

Sampling Method	low flow peristaltic pump	
Start of Sampling	1230	(military format)
End of Sampling	1300	(military format)

7. FIELD PARAMETERS

replicates	1	2	3	4	5	6	7	8	9	10	Criteria
Time (military format)	1200	1205	1210	1215	1220	1225	1230				>3 min intervals
Depth to Water (ft btoc)		12.05	12.05	12.05	12.05	12.05	12.05				0.01 feet
Drawdown (feet)		—	—	—	—	—	—				<0.33 feet
Temperature C°		16.5	16.4	16.3	16.3	16.3	16.3				+/- 3%
Specific Conductivity (ms/cm)		.083	.083	.083	.084	.083	.084				+/- 3%
Dissolved Oxygen (mg/L)		8.40	8.50	8.54	8.54	8.54	8.54				+/- 10% or <0.5
pH (S.U.)		6.63	6.37	6.30	6.30	6.31	6.32				+/- 0.1
ORP (mV)		280.0	321	347	353	355	357				+/- 10 mV
Turbidity (NTU)		19.05	6.21	5.41	6.2	5.97	5.5				+/- 10% or <0.5
Flow Rate (ml/min)		100mL	100mL	100	100	100	100				<500 ml/min

8. SAMPLE ANALYSIS

Analysis	Bottle Size	Bottle Type	# of Bottles	Preservative
ETPH	1L	Amber glass	2	—
Dup-1	1L	Glass	2	—

9. QA/QC SAMPLE REQUIRED

	Yes	No
Field Duplicate	✓	
Matrix Spike		✓
Matrix Spike Duplicate		✓

	Yes	No
Equipment Blank	✓	
Trip Blank		✓
Other		✓

Signature: [signature]

Printed Name: Richard Marandola

Date: 12/4/2020

Appendix D

Groundwater Laboratory Analytical Data

Groundwater Laboratory Analytical Data

March 2020

con-test® ANALYTICAL LABORATORY
39 Spruce Street * East Longmeadow, MA 01028 * FAX 413/525-6405 * TEL. 413/525-2332

March 30, 2020

Jeff Willson
Weston & Sampson
273 Dividend Road
Rocky Hill, CT 06067

Project Location: Simsbury, CT
Client Job Number:
Project Number: [none]
Laboratory Work Order Number: 20C0945

Enclosed are results of analyses for samples received by the laboratory on March 20, 2020. If you have any questions concerning this report, please feel free to contact me.

Sincerely,



Michelle M. Koch
Project Manager

Table of Contents

Sample Summary 4
Case Narrative 5
Sample Results 6
20C0945-01 6
20C0945-02 10
20C0945-03 11
20C0945-04 12
20C0945-05 13
20C0945-06 16
20C0945-07 17
20C0945-08 18
20C0945-09 19
20C0945-10 22
20C0945-11 23
20C0945-12 24
20C0945-13 26
20C0945-14 28
20C0945-15 29
20C0945-16 30
20C0945-17 31
20C0945-18 32
Sample Preparation Information 34
QC Data 35
Volatile Organic Compounds by GC/MS 35
B254786 35

Table of Contents (continued)

Semivolatile Organic Compounds by GC/MS 38
B255119 38
Petroleum Hydrocarbons Analyses 40
B254950 40
B255088 40
Flag/Qualifier Summary 41
Certifications 42
Chain of Custody/Sample Receipt 44

con-test® ANALYTICAL LABORATORY
39 Spruce Street * East Longmeadow, MA 01028 * FAX 413/525-6405 * TEL. 413/525-2332

Weston & Sampson
273 Dividend Road
Rocky Hill, CT 06067
ATTN: Jeff Willson

REPORT DATE: 3/30/2020

PURCHASE ORDER NUMBER: 10908492

PROJECT NUMBER: [none]

ANALYTICAL SUMMARY

WORK ORDER NUMBER: 20C0945

The results of analyses performed on the following samples submitted to the CON-TEST Analytical Laboratory are found in this report.

PROJECT LOCATION: Simsbury, CT

FIELD SAMPLE #	LAB ID:	MATRIX	SAMPLE DESCRIPTION	TEST	SUB LAB
MW-4R	20C0945-01	Ground Water		CTDEP ETPH	
				SW-846 8260C-D	
				SW-846 8270D-E	
MW-2A	20C0945-02	Ground Water		CTDEP ETPH	
MW-6	20C0945-03	Ground Water		CTDEP ETPH	
MW-203	20C0945-04	Ground Water		CTDEP ETPH	
MW-102	20C0945-05	Ground Water		CTDEP ETPH	
				SW-846 8260C-D	
MW-TG	20C0945-06	Ground Water		CTDEP ETPH	
MW-T3	20C0945-07	Ground Water		CTDEP ETPH	
TRW-1	20C0945-08	Ground Water		CTDEP ETPH	
MW-101	20C0945-09	Ground Water		CTDEP ETPH	
				SW-846 8260C-D	
MW-202	20C0945-10	Ground Water		CTDEP ETPH	
MW-310	20C0945-11	Ground Water		CTDEP ETPH	
CCA-4	20C0945-12	Ground Water		CTDEP ETPH	
				SW-846 8270D-E	
CCA-3	20C0945-13	Ground Water		CTDEP ETPH	
				SW-846 8270D-E	
MW-10	20C0945-14	Ground Water		CTDEP ETPH	
MW-11a	20C0945-15	Ground Water		CTDEP ETPH	
CCA-5	20C0945-16	Ground Water		CTDEP ETPH	
DUP-1	20C0945-17	Ground Water		CTDEP ETPH	
Trip Blank	20C0945-18	Trip Blank Water		SW-846 8260C-D	

con-test® ANALYTICAL LABORATORY
39 Spruce Street * East Longmeadow, MA 01028 * FAX 413/525-6405 * TEL. 413/525-2332

CASE NARRATIVE SUMMARY

All reported results are within defined laboratory quality control objectives unless listed below or otherwise qualified in this report.

For method 8270E, only PAHs were requested and reported.

SW-846 8260C-D

Qualifications:

L-17

Compound classified by CT RCP as difficult with acceptable recoveries of 40-160%. Recovery does not meet 70-130% criteria but does meet difficult compound criteria.

Analyte & Samples(s) Qualified:

Dichlorodifluoromethane (Freon 12
B254786-BS1

V-05

Continuing calibration verification (CCV) did not meet method specifications and was biased on the low side for this compound.

Analyte & Samples(s) Qualified:

Dichlorodifluoromethane (Freon 12
20C0945-01[MW-4R], 20C0945-05[MW-102], 20C0945-09[MW-101], 20C0945-18[Trip Blank], B254786-BLK1, B254786-BS1, S046900-CCV1

The results of analyses reported only relate to samples submitted to the Con-Test Analytical Laboratory for testing.
I certify that the analyses listed above, unless specifically listed as subcontracted, if any, were performed under my direction according to the approved methodologies listed in this document, and that based upon my inquiry of those individuals immediately responsible for obtaining the information, the material contained in this report is, to the best of my knowledge and belief, accurate and complete.

Lisa A. Worthington
Technical Representative

con-test® ANALYTICAL LABORATORY
39 Spruce Street * East Longmeadow, MA 01028 * FAX 413/525-6405 * TEL. 413/525-2332

Project Location: Simsbury, CT | Sample Description: | Work Order: 20C0945

Date Received: 3/20/2020

Field Sample #: MW-4R | Sampled: 3/18/2020 09:45

Sample ID: 20C0945-01

Sample Matrix: Ground Water

Volatile Organic Compounds by GC/MS

Analyte	Results	RL	Units	Dilution	Flag/Qual	Method	Date Prepared	Date/Time Analyzed	Analyst
Acetone	ND	10	µg/L	1		SW-846 8260C-D	3/23/20	3/23/20 22:18	MFF
Acrylonitrile	ND	2.0	µg/L	1		SW-846 8260C-D	3/23/20	3/23/20 22:18	MFF
Benzene	ND	0.50	µg/L	1		SW-846 8260C-D	3/23/20	3/23/20 22:18	MFF
Bromobenzene	ND	0.50	µg/L	1		SW-846 8260C-D	3/23/20	3/23/20 22:18	MFF
Bromodichloromethane	ND	0.50	µg/L	1		SW-846 8260C-D	3/23/20	3/23/20 22:18	MFF
Bromoform	ND	0.50	µg/L	1		SW-846 8260C-D	3/23/20	3/23/20 22:18	MFF
Bromomethane	ND	2.0	µg/L	1		SW-846 8260C-D	3/23/20	3/23/20 22:18	MFF
2-Butanone (MEK)	ND	5.0	µg/L	1		SW-846 8260C-D	3/23/20	3/23/20 22:18	MFF
n-Butylbenzene	ND	1.0	µg/L	1		SW-846 8260C-D	3/23/20	3/23/20 22:18	MFF
sec-Butylbenzene	ND	1.0	µg/L	1		SW-846 8260C-D	3/23/20	3/23/20 22:18	MFF
tert-Butylbenzene	ND	1.0	µg/L	1		SW-846 8260C-D	3/23/20	3/23/20 22:18	MFF
Carbon Disulfide	ND	5.0	µg/L	1		SW-846 8260C-D	3/23/20	3/23/20 22:18	MFF
Carbon Tetrachloride	ND	0.50	µg/L	1		SW-846 8260C-D	3/23/20	3/23/20 22:18	MFF
Chlorobenzene	ND	0.50	µg/L	1		SW-846 8260C-D	3/23/20	3/23/20 22:18	MFF
Chlorodibromomethane	ND	0.50	µg/L	1		SW-846 8260C-D	3/23/20	3/23/20 22:18	MFF
Chloroethane	ND	0.50	µg/L	1		SW-846 8260C-D	3/23/20	3/23/20 22:18	MFF
Chloroform	ND	1.0	µg/L	1		SW-846 8260C-D	3/23/20	3/23/20 22:18	MFF
Chloromethane	ND	0.60	µg/L	1		SW-846 8260C-D	3/23/20	3/23/20 22:18	MFF
2-Chlorotoluene	ND	0.50	µg/L	1		SW-846 8260C-D	3/23/20	3/23/20 22:18	MFF
4-Chlorotoluene	ND	0.50	µg/L	1		SW-846 8260C-D	3/23/20	3/23/20 22:18	MFF
1,2-Dibromo-3-chloropropane (DBCP)	ND	1.0	µg/L	1		SW-846 8260C-D	3/23/20	3/23/20 22:18	MFF
1,2-Dibromoethane (EDB)	ND	0.50	µg/L	1		SW-846 8260C-D	3/23/20	3/23/20 22:18	MFF
Dibromomethane	ND	0.50	µg/L	1		SW-846 8260C-D	3/23/20	3/23/20 22:18	MFF
1,2-Dichlorobenzene	ND	0.50	µg/L	1		SW-846 8260C-D	3/23/20	3/23/20 22:18	MFF
1,3-Dichlorobenzene	ND	0.50	µg/L	1		SW-846 8260C-D	3/23/20	3/23/20 22:18	MFF
1,4-Dichlorobenzene	ND	0.50	µg/L	1		SW-846 8260C-D	3/23/20	3/23/20 22:18	MFF
trans-1,4-Dichloro-2-butene	ND	2.0	µg/L	1		SW-846 8260C-D	3/23/20	3/23/20 22:18	MFF
Dichlorodifluoromethane (Freon 12)	ND	0.50	µg/L	1	V-05	SW-846 8260C-D	3/23/20	3/23/20 22:18	MFF
1,1-Dichloroethane	ND	0.50	µg/L	1		SW-846 8260C-D	3/23/20	3/23/20 22:18	MFF
1,2-Dichloroethane	ND	0.50	µg/L	1		SW-846 8260C-D	3/23/20	3/23/20 22:18	MFF
1,1-Dichloroethylene	ND	0.50	µg/L	1		SW-846 8260C-D	3/23/20	3/23/20 22:18	MFF
cis-1,2-Dichloroethylene	ND	0.50	µg/L	1		SW-846 8260C-D	3/23/20	3/23/20 22:18	MFF
trans-1,2-Dichloroethylene	ND	1.0	µg/L	1		SW-846 8260C-D	3/23/20	3/23/20 22:18	MFF
1,2-Dichloropropane	ND	0.50	µg/L	1		SW-846 8260C-D	3/23/20	3/23/20 22:18	MFF
1,3-Dichloropropane	ND	0.50	µg/L	1		SW-846 8260C-D	3/23/20	3/23/20 22:18	MFF
2,2-Dichloropropane	ND	0.50	µg/L	1		SW-846 8260C-D	3/23/20	3/23/20 22:18	MFF
1,1-Dichloropropene	ND	0.50	µg/L	1		SW-846 8260C-D	3/23/20	3/23/20 22:18	MFF
cis-1,3-Dichloropropene	ND	0.50	µg/L	1		SW-846 8260C-D	3/23/20	3/23/20 22:18	MFF
trans-1,3-Dichloropropene	ND	0.50	µg/L	1		SW-846 8260C-D	3/23/20	3/23/20 22:18	MFF
Ethylbenzene	ND	0.50	µg/L	1		SW-846 8260C-D	3/23/20	3/23/20 22:18	MFF
Hexachlorobutadiene	ND	0.60	µg/L	1		SW-846 8260C-D	3/23/20	3/23/20 22:18	MFF
2-Hexanone (MBK)	ND	5.0	µg/L	1		SW-846 8260C-D	3/23/20	3/23/20 22:18	MFF
Isopropylbenzene (Cumene)	ND	1.0	µg/L	1		SW-846 8260C-D	3/23/20	3/23/20 22:18	MFF
p-Isopropyltoluene (p-Cymene)	ND	0.50	µg/L	1		SW-846 8260C-D	3/23/20	3/23/20 22:18	MFF

con-test® ANALYTICAL LABORATORY
39 Spruce Street * East Longmeadow, MA 01028 * FAX 413/525-6405 * TEL. 413/525-2332

Project Location: Simsbury, CT | Sample Description: | Work Order: 20C0945

Date Received: 3/20/2020

Field Sample #: MW-4R | Sampled: 3/18/2020 09:45

Sample ID: 20C0945-01

Sample Matrix: Ground Water

Volatile Organic Compounds by GC/MS

Analyte	Results	RL	Units	Dilution	Flag/Qual	Method	Date Prepared	Date/Time Analyzed	Analyst
Methyl tert-Butyl Ether (MTBE)	ND	0.50	µg/L	1		SW-846 8260C-D	3/23/20	3/23/20 22:18	MFF
Methylene Chloride	ND	5.0	µg/L	1		SW-846 8260C-D	3/23/20	3/23/20 22:18	MFF
4-Methyl-2-pentanone (MIBK)	ND	5.0	µg/L	1		SW-846 8260C-D	3/23/20	3/23/20 22:18	MFF
Naphthalene	ND	2.0	µg/L	1		SW-846 8260C-D	3/23/20	3/23/20 22:18	MFF
n-Propylbenzene	ND	1.0	µg/L	1		SW-846 8260C-D	3/23/20	3/23/20 22:18	MFF
Styrene	ND	1.0	µg/L	1		SW-846 8260C-D	3/23/20	3/23/20 22:18	MFF
1,1,1,2-Tetrachloroethane	ND	0.50	µg/L	1		SW-846 8260C-D	3/23/20	3/23/20 22:18	MFF
1,1,2,2-Tetrachloroethane	ND	0.50	µg/L	1		SW-846 8260C-D	3/23/20	3/23/20 22:18	MFF
Tetrachloroethylene	ND	1.0	µg/L	1		SW-846 8260C-D	3/23/20	3/23/20 22:18	MFF
Tetrahydrofuran	ND	10	µg/L	1		SW-846 8260C-D	3/23/20	3/23/20 22:18	MFF
Toluene	ND	1.0	µg/L	1		SW-846 8260C-D	3/23/20	3/23/20 22:18	MFF
1,2,3-Trichlorobenzene	ND	1.0	µg/L	1		SW-846 8260C-D	3/23/20	3/23/20 22:18	MFF
1,2,4-Trichlorobenzene	ND	1.0	µg/L	1		SW-846 8260C-D	3/23/20	3/23/20 22:18	MFF
1,1,1-Trichloroethane	ND	0.50	µg/L	1		SW-846 8260C-D	3/23/20	3/23/20 22:18	MFF
1,1,2-Trichloroethane	ND	0.50	µg/L	1		SW-846 8260C-D	3/23/20	3/23/20 22:18	MFF
Trichloroethylene	ND	1.0	µg/L	1		SW-846 8260C-D	3/23/20	3/23/20 22:18	MFF
Trichlorofluoromethane (Freon 11)	ND	2.0	µg/L	1		SW-846 8260C-D	3/23/20	3/23/20 22:18	MFF
1,2,3-Trichloropropane	ND	0.50	µg/L	1		SW-846 8260C-D	3/23/20	3/23/20 22:18	MFF
1,1,2-Trichloro-1,2,2-trifluoroethane (Freon 113)	ND	0.50	µg/L	1		SW-846 8260C-D	3/23/20	3/23/20 22:18	MFF
1,2,4-Trimethylbenzene	ND	1.0	µg/L	1		SW-846 8260C-D	3/23/20	3/23/20 22:18	MFF
1,3,5-Trimethylbenzene	ND	0.50	µg/L	1		SW-846 8260C-D	3/23/20	3/23/20 22:18	MFF
Vinyl Chloride	ND	1.0	µg/L	1		SW-846 8260C-D	3/23/20	3/23/20 22:18	MFF
m+p Xylene	ND	2.0	µg/L	1		SW-846 8260C-D	3/23/20	3/23/20 22:18	MFF
o-Xylene	ND	1.0	µg/L	1		SW-846 8260C-D	3/23/20	3/23/20 22:18	MFF

Surrogates	% Recovery	Recovery Limits	Flag/Qual	
1,2-Dichloroethane-d4	104	70-130		3/23/20 22:18
Toluene-d8	93.9	70-130		3/23/20 22:18
4-Bromofluorobenzene	86.8	70-130		3/23/20 22:18

con-test® ANALYTICAL LABORATORY
39 Spruce Street * East Longmeadow, MA 01028 * FAX 413/525-6405 * TEL. 413/525-2332

Project Location: Simsbury, CT | Sample Description: | Work Order: 20C0945

Date Received: 3/20/2020

Field Sample #: MW-4R | Sampled: 3/18/2020 09:45

Sample ID: 20C0945-01

Sample Matrix: Ground Water

Semivolatile Organic Compounds by GC/MS

Analyte	Results	RL	Units	Dilution	Flag/Qual	Method	Date Prepared	Date/Time Analyzed	Analyst
Acenaphthene (SIM)	ND	0.29	µg/L	1		SW-846 8270D-E	3/25/20	3/26/20 12:19	IMR
Acenaphthylene (SIM)	ND	0.20	µg/L	1		SW-846 8270D-E	3/25/20	3/26/20 12:19	IMR
Anthracene (SIM)	ND	0.20	µg/L	1		SW-846 8270D-E	3/25/20	3/26/20 12:19	IMR
Benzo(a)anthracene (SIM)	ND	0.049	µg/L	1		SW-846 8270D-E	3/25/20	3/26/20 12:19	IMR
Benzo(a)pyrene (SIM)	ND	0.098	µg/L	1		SW-846 8270D-E	3/25/20	3/26/20 12:19	IMR
Benzo(b)fluoranthene (SIM)	ND	0.049	µg/L	1		SW-846 8270D-E	3/25/20	3/26/20 12:19	IMR
Benzo(g,h,i)perylene (SIM)	ND	0.49	µg/L	1		SW-846 8270D-E	3/25/20	3/26/20 12:19	IMR
Benzo(k)fluoranthene (SIM)	ND	0.20	µg/L	1		SW-846 8270D-E	3/25/20	3/26/20 12:19	IMR
Chrysene (SIM)	ND	0.20	µg/L	1		SW-846 8270D-E	3/25/20	3/26/20 12:19	IMR
Dibenz(a,h)anthracene (SIM)	ND	0.098	µg/L	1		SW-846 8270D-E	3/25/20	3/26/20 12:19	IMR
Fluoranthene (SIM)	ND	0.49	µg/L	1		SW-846 8270D-E	3/25/20	3/26/20 12:19	IMR
Fluorene (SIM)	ND	0.98	µg/L	1		SW-846 8270D-E	3/25/20	3/26/20 12:19	IMR
Indeno(1,2,3-cd)pyrene (SIM)	ND	0.098	µg/L	1		SW-846 8270D-E	3/25/20	3/26/20 12:19	IMR
2-Methylnaphthalene (SIM)	ND	0.98	µg/L	1		SW-846 8270D-E	3/25/20	3/26/20 12:19	IMR
Naphthalene (SIM)	ND	0.98	µg/L	1		SW-846 8270D-E	3/25/20	3/26/20 12:19	IMR
Phenanthrene (SIM)	ND	0.049	µg/L	1		SW-846 8270D-E	3/25/20	3/26/20 12:19	IMR
Pyrene (SIM)	ND	0.98	µg/L	1		SW-846 8270D-E	3/25/20	3/26/20 12:19	IMR

Surrogates	% Recovery	Recovery Limits	Flag/Qual	
Nitrobenzene-d5	68.7	30-130		3/26/20 12:19
2-Fluorobiphenyl	62.3	30-130		3/26/20 12:19
p-Terphenyl-d14	61.2	30-130		3/26/20 12:19

con-test® ANALYTICAL LABORATORY
39 Spruce Street * East Longmeadow, MA 01028 * FAX 413/525-6405 * TEL. 413/525-2332

Project Location: Simsbury, CT
Sample Description:
Work Order: 20C0945

Date Received: 3/20/2020

Field Sample #: MW-4R
Sampled: 3/18/2020 09:45

Sample ID: 20C0945-01

Sample Matrix: Ground Water

Petroleum Hydrocarbons Analyses

Analyte	Results	RL	Units	Dilution	Flag/Qual	Method	Date Prepared	Date/Time Analyzed	Analyst
CT ETPH	0.29	0.15	mg/L	1		CTDEP ETPH	3/25/20	3/27/20 6:18	RDD

Surrogates	% Recovery	Recovery Limits	Flag/Qual				
2-Fluorobiphenyl	65.2	50-150				3/27/20 6:18	

con-test® ANALYTICAL LABORATORY
39 Spruce Street * East Longmeadow, MA 01028 * FAX 413/525-6405 * TEL. 413/525-2332

Project Location: Simsbury, CT | Sample Description: | Work Order: 20C0945

Date Received: 3/20/2020

Field Sample #: MW-2A | Sampled: 3/18/2020 10:20

Sample ID: 20C0945-02

Sample Matrix: Ground Water

Petroleum Hydrocarbons Analyses

Analyte	Results	RL	Units	Dilution	Flag/Qual	Method	Date Prepared	Date/Time Analyzed	Analyst
CT ETPH	ND	0.15	mg/L	1		CTDEP ETPH	3/25/20	3/27/20 6:38	RDD

Surrogates	% Recovery	Recovery Limits	Flag/Qual				
2-Fluorobiphenyl	74.0	50-150				3/27/20 6:38	

con-test® ANALYTICAL LABORATORY
39 Spruce Street * East Longmeadow, MA 01028 * FAX 413/525-6405 * TEL. 413/525-2332

Project Location: Simsbury, CT | Sample Description: | Work Order: 20C0945

Date Received: 3/20/2020

Field Sample #: MW-6 | Sampled: 3/18/2020 10:50

Sample ID: 20C0945-03

Sample Matrix: Ground Water

Petroleum Hydrocarbons Analyses

Analyte	Results	RL	Units	Dilution	Flag/Qual	Method	Date Prepared	Date/Time Analyzed	Analyst
CT ETPH	ND	0.15	mg/L	1		CTDEP ETPH	3/25/20	3/27/20 10:02	RDD

Surrogates	% Recovery	Recovery Limits	Flag/Qual				
2-Fluorobiphenyl	64.7	50-150				3/27/20 10:02	

con-test® ANALYTICAL LABORATORY
39 Spruce Street * East Longmeadow, MA 01028 * FAX 413/525-6405 * TEL. 413/525-2332

Project Location: Simsbury, CT | Sample Description: | Work Order: 20C0945

Date Received: 3/20/2020

Field Sample #: MW-203 | Sampled: 3/18/2020 11:20

Sample ID: 20C0945-04

Sample Matrix: Ground Water

Petroleum Hydrocarbons Analyses

Analyte	Results	RL	Units	Dilution	Flag/Qual	Method	Date Prepared	Date/Time Analyzed	Analyst
CT ETPH	ND	0.15	mg/L	1		CTDEP ETPH	3/25/20	3/27/20 10:22	RDD

Surrogates	% Recovery	Recovery Limits	Flag/Qual				
2-Fluorobiphenyl	71.2	50-150				3/27/20 10:22	

con-test® ANALYTICAL LABORATORY
39 Spruce Street * East Longmeadow, MA 01028 * FAX 413/525-6405 * TEL. 413/525-2332

Project Location: Simsbury, CT | Sample Description: | Work Order: 20C0945

Date Received: 3/20/2020

Field Sample #: MW-102 | Sampled: 3/18/2020 11:30

Sample ID: 20C0945-05

Sample Matrix: Ground Water

Volatile Organic Compounds by GC/MS

Analyte	Results	RL	Units	Dilution	Flag/Qual	Method	Date Prepared	Date/Time Analyzed	Analyst
Acetone	ND	10	µg/L	1		SW-846 8260C-D	3/23/20	3/23/20 22:41	MFF
Acrylonitrile	ND	2.0	µg/L	1		SW-846 8260C-D	3/23/20	3/23/20 22:41	MFF
Benzene	ND	0.50	µg/L	1		SW-846 8260C-D	3/23/20	3/23/20 22:41	MFF
Bromobenzene	ND	0.50	µg/L	1		SW-846 8260C-D	3/23/20	3/23/20 22:41	MFF
Bromodichloromethane	ND	0.50	µg/L	1		SW-846 8260C-D	3/23/20	3/23/20 22:41	MFF
Bromoform	ND	0.50	µg/L	1		SW-846 8260C-D	3/23/20	3/23/20 22:41	MFF
Bromomethane	ND	2.0	µg/L	1		SW-846 8260C-D	3/23/20	3/23/20 22:41	MFF
2-Butanone (MEK)	ND	5.0	µg/L	1		SW-846 8260C-D	3/23/20	3/23/20 22:41	MFF
n-Butylbenzene	ND	1.0	µg/L	1		SW-846 8260C-D	3/23/20	3/23/20 22:41	MFF
sec-Butylbenzene	ND	1.0	µg/L	1		SW-846 8260C-D	3/23/20	3/23/20 22:41	MFF
tert-Butylbenzene	ND	1.0	µg/L	1		SW-846 8260C-D	3/23/20	3/23/20 22:41	MFF
Carbon Disulfide	ND	5.0	µg/L	1		SW-846 8260C-D	3/23/20	3/23/20 22:41	MFF
Carbon Tetrachloride	ND	0.50	µg/L	1		SW-846 8260C-D	3/23/20	3/23/20 22:41	MFF
Chlorobenzene	ND	0.50	µg/L	1		SW-846 8260C-D	3/23/20	3/23/20 22:41	MFF
Chlorodibromomethane	ND	0.50	µg/L	1		SW-846 8260C-D	3/23/20	3/23/20 22:41	MFF
Chloroethane	ND	0.50	µg/L	1		SW-846 8260C-D	3/23/20	3/23/20 22:41	MFF
Chloroform	ND	1.0	µg/L	1		SW-846 8260C-D	3/23/20	3/23/20 22:41	MFF
Chloromethane	ND	0.60	µg/L	1		SW-846 8260C-D	3/23/20	3/23/20 22:41	MFF
2-Chlorotoluene	ND	0.50	µg/L	1		SW-846 8260C-D	3/23/20	3/23/20 22:41	MFF
4-Chlorotoluene	ND	0.50	µg/L	1		SW-846 8260C-D	3/23/20	3/23/20 22:41	MFF
1,2-Dibromo-3-chloropropane (DBCP)	ND	1.0	µg/L	1		SW-846 8260C-D	3/23/20	3/23/20 22:41	MFF
1,2-Dibromoethane (EDB)	ND	0.50	µg/L	1		SW-846 8260C-D	3/23/20	3/23/20 22:41	MFF
Dibromomethane	ND	0.50	µg/L	1		SW-846 8260C-D	3/23/20	3/23/20 22:41	MFF
1,2-Dichlorobenzene	ND	0.50	µg/L	1		SW-846 8260C-D	3/23/20	3/23/20 22:41	MFF
1,3-Dichlorobenzene	ND	0.50	µg/L	1		SW-846 8260C-D	3/23/20	3/23/20 22:41	MFF
1,4-Dichlorobenzene	ND	0.50	µg/L	1		SW-846 8260C-D	3/23/20	3/23/20 22:41	MFF
trans-1,4-Dichloro-2-butene	ND	2.0	µg/L	1		SW-846 8260C-D	3/23/20	3/23/20 22:41	MFF
Dichlorodifluoromethane (Freon 12)	ND	0.50	µg/L	1	V-05	SW-846 8260C-D	3/23/20	3/23/20 22:41	MFF
1,1-Dichloroethane	ND	0.50	µg/L	1		SW-846 8260C-D	3/23/20	3/23/20 22:41	MFF
1,2-Dichloroethane	ND	0.50	µg/L	1		SW-846 8260C-D	3/23/20	3/23/20 22:41	MFF
1,1-Dichloroethylene	ND	0.50	µg/L	1		SW-846 8260C-D	3/23/20	3/23/20 22:41	MFF
cis-1,2-Dichloroethylene	ND	0.50	µg/L	1		SW-846 8260C-D	3/23/20	3/23/20 22:41	MFF
trans-1,2-Dichloroethylene	ND	1.0	µg/L	1		SW-846 8260C-D	3/23/20	3/23/20 22:41	MFF
1,2-Dichloropropane	ND	0.50	µg/L	1		SW-846 8260C-D	3/23/20	3/23/20 22:41	MFF
1,3-Dichloropropane	ND	0.50	µg/L	1		SW-846 8260C-D	3/23/20	3/23/20 22:41	MFF
2,2-Dichloropropane	ND	0.50	µg/L	1		SW-846 8260C-D	3/23/20	3/23/20 22:41	MFF
1,1-Dichloropropene	ND	0.50	µg/L	1		SW-846 8260C-D	3/23/20	3/23/20 22:41	MFF
cis-1,3-Dichloropropene	ND	0.50	µg/L	1		SW-846 8260C-D	3/23/20	3/23/20 22:41	MFF
trans-1,3-Dichloropropene	ND	0.50	µg/L	1		SW-846 8260C-D	3/23/20	3/23/20 22:41	MFF
Ethylbenzene	ND	0.50	µg/L	1		SW-846 8260C-D	3/23/20	3/23/20 22:41	MFF
Hexachlorobutadiene	ND	0.60	µg/L	1		SW-846 8260C-D	3/23/20	3/23/20 22:41	MFF
2-Hexanone (MBK)	ND	5.0	µg/L	1		SW-846 8260C-D	3/23/20	3/23/20 22:41	MFF
Isopropylbenzene (Cumene)	ND	1.0	µg/L	1		SW-846 8260C-D	3/23/20	3/23/20 22:41	MFF
p-Isopropyltoluene (p-Cymene)	ND	0.50	µg/L	1		SW-846 8260C-D	3/23/20	3/23/20 22:41	MFF

con-test® ANALYTICAL LABORATORY
39 Spruce Street * East Longmeadow, MA 01028 * FAX 413/525-6405 * TEL. 413/525-2332

Project Location: Simsbury, CT | Sample Description: | Work Order: 20C0945

Date Received: 3/20/2020

Field Sample #: MW-102 | Sampled: 3/18/2020 11:30

Sample ID: 20C0945-05

Sample Matrix: Ground Water

Volatile Organic Compounds by GC/MS

Analyte	Results	RL	Units	Dilution	Flag/Qual	Method	Date Prepared	Date/Time Analyzed	Analyst
Methyl tert-Butyl Ether (MTBE)	ND	0.50	µg/L	1		SW-846 8260C-D	3/23/20	3/23/20 22:41	MFF
Methylene Chloride	ND	5.0	µg/L	1		SW-846 8260C-D	3/23/20	3/23/20 22:41	MFF
4-Methyl-2-pentanone (MIBK)	ND	5.0	µg/L	1		SW-846 8260C-D	3/23/20	3/23/20 22:41	MFF
Naphthalene	ND	2.0	µg/L	1		SW-846 8260C-D	3/23/20	3/23/20 22:41	MFF
n-Propylbenzene	ND	1.0	µg/L	1		SW-846 8260C-D	3/23/20	3/23/20 22:41	MFF
Styrene	ND	1.0	µg/L	1		SW-846 8260C-D	3/23/20	3/23/20 22:41	MFF
1,1,1,2-Tetrachloroethane	ND	0.50	µg/L	1		SW-846 8260C-D	3/23/20	3/23/20 22:41	MFF
1,1,2,2-Tetrachloroethane	ND	0.50	µg/L	1		SW-846 8260C-D	3/23/20	3/23/20 22:41	MFF
Tetrachloroethylene	ND	1.0	µg/L	1		SW-846 8260C-D	3/23/20	3/23/20 22:41	MFF
Tetrahydrofuran	ND	10	µg/L	1		SW-846 8260C-D	3/23/20	3/23/20 22:41	MFF
Toluene	ND	1.0	µg/L	1		SW-846 8260C-D	3/23/20	3/23/20 22:41	MFF
1,2,3-Trichlorobenzene	ND	1.0	µg/L	1		SW-846 8260C-D	3/23/20	3/23/20 22:41	MFF
1,2,4-Trichlorobenzene	ND	1.0	µg/L	1		SW-846 8260C-D	3/23/20	3/23/20 22:41	MFF
1,1,1-Trichloroethane	ND	0.50	µg/L	1		SW-846 8260C-D	3/23/20	3/23/20 22:41	MFF
1,1,2-Trichloroethane	ND	0.50	µg/L	1		SW-846 8260C-D	3/23/20	3/23/20 22:41	MFF
Trichloroethylene	ND	1.0	µg/L	1		SW-846 8260C-D	3/23/20	3/23/20 22:41	MFF
Trichlorofluoromethane (Freon 11)	ND	2.0	µg/L	1		SW-846 8260C-D	3/23/20	3/23/20 22:41	MFF
1,2,3-Trichloropropane	ND	0.50	µg/L	1		SW-846 8260C-D	3/23/20	3/23/20 22:41	MFF
1,1,2-Trichloro-1,2,2-trifluoroethane (Freon 113)	ND	0.50	µg/L	1		SW-846 8260C-D	3/23/20	3/23/20 22:41	MFF
1,2,4-Trimethylbenzene	ND	1.0	µg/L	1		SW-846 8260C-D	3/23/20	3/23/20 22:41	MFF
1,3,5-Trimethylbenzene	ND	0.50	µg/L	1		SW-846 8260C-D	3/23/20	3/23/20 22:41	MFF
Vinyl Chloride	ND	1.0	µg/L	1		SW-846 8260C-D	3/23/20	3/23/20 22:41	MFF
m+p Xylene	ND	2.0	µg/L	1		SW-846 8260C-D	3/23/20	3/23/20 22:41	MFF
o-Xylene	ND	1.0	µg/L	1		SW-846 8260C-D	3/23/20	3/23/20 22:41	MFF

Surrogates	% Recovery	Recovery Limits	Flag/Qual	
1,2-Dichloroethane-d4	107	70-130		3/23/20 22:41
Toluene-d8	93.2	70-130		3/23/20 22:41
4-Bromofluorobenzene	86.1	70-130		3/23/20 22:41

con-test® ANALYTICAL LABORATORY
39 Spruce Street * East Longmeadow, MA 01028 * FAX 413/525-6405 * TEL. 413/525-2332

Project Location: Simsbury, CT | Sample Description: | Work Order: 20C0945

Date Received: 3/20/2020

Field Sample #: MW-102 | Sampled: 3/18/2020 11:30

Sample ID: 20C0945-05

Sample Matrix: Ground Water

Petroleum Hydrocarbons Analyses

Analyte	Results	RL	Units	Dilution	Flag/Qual	Method	Date Prepared	Date/Time Analyzed	Analyst
CT ETPH	0.25	0.15	mg/L	1		CTDEP ETPH	3/25/20	3/27/20 0:53	RDD

Surrogates	% Recovery	Recovery Limits	Flag/Qual					
2-Fluorobiphenyl	70.8	50-150					3/27/20 0:53	

con-test® ANALYTICAL LABORATORY
39 Spruce Street * East Longmeadow, MA 01028 * FAX 413/525-6405 * TEL. 413/525-2332

Project Location: Simsbury, CT | Sample Description: | Work Order: 20C0945

Date Received: 3/20/2020

Field Sample #: MW-TG | Sampled: 3/18/2020 12:15

Sample ID: 20C0945-06

Sample Matrix: Ground Water

Petroleum Hydrocarbons Analyses

Analyte	Results	RL	Units	Dilution	Flag/Qual	Method	Date Prepared	Date/Time Analyzed	Analyst
CT ETPH	ND	0.14	mg/L	1		CTDEP ETPH	3/25/20	3/26/20 23:11	RDD

Surrogates	% Recovery	Recovery Limits	Flag/Qual	
2-Fluorobiphenyl	78.9	50-150		3/26/20 23:11

con-test® ANALYTICAL LABORATORY
39 Spruce Street * East Longmeadow, MA 01028 * FAX 413/525-6405 * TEL. 413/525-2332

Project Location: Simsbury, CT | Sample Description: | Work Order: 20C0945

Date Received: 3/20/2020

Field Sample #: MW-T3 | Sampled: 3/18/2020 12:45

Sample ID: 20C0945-07

Sample Matrix: Ground Water

Petroleum Hydrocarbons Analyses

Analyte	Results	RL	Units	Dilution	Flag/Qual	Method	Date Prepared	Date/Time Analyzed	Analyst
CT ETPH	3.4	0.29	mg/L	2		CTDEP ETPH	3/25/20	3/27/20 11:23	RDD

Surrogates	% Recovery	Recovery Limits	Flag/Qual	
2-Fluorobiphenyl	69.3	50-150		3/27/20 11:23

con-test® ANALYTICAL LABORATORY
39 Spruce Street * East Longmeadow, MA 01028 * FAX 413/525-6405 * TEL. 413/525-2332

Project Location: Simsbury, CT | Sample Description: | Work Order: 20C0945

Date Received: 3/20/2020

Field Sample #: TRW-1 | Sampled: 3/18/2020 13:10

Sample ID: 20C0945-08

Sample Matrix: Ground Water

Petroleum Hydrocarbons Analyses

Analyte	Results	RL	Units	Dilution	Flag/Qual	Method	Date Prepared	Date/Time Analyzed	Analyst
CT ETPH	0.64	0.15	mg/L	1		CTDEP ETPH	3/25/20	3/27/20 5:37	RDD

Surrogates	% Recovery	Recovery Limits	Flag/Qual				
2-Fluorobiphenyl	73.5	50-150				3/27/20 5:37	

con-test® ANALYTICAL LABORATORY
39 Spruce Street * East Longmeadow, MA 01028 * FAX 413/525-6405 * TEL. 413/525-2332

Project Location: Simsbury, CT | Sample Description: | Work Order: 20C0945

Date Received: 3/20/2020

Field Sample #: MW-101 | Sampled: 3/18/2020 13:50

Sample ID: 20C0945-09

Sample Matrix: Ground Water

Volatile Organic Compounds by GC/MS

Analyte	Results	RL	Units	Dilution	Flag/Qual	Method	Date Prepared	Date/Time Analyzed	Analyst
Acetone	ND	10	µg/L	1		SW-846 8260C-D	3/23/20	3/23/20 23:05	MFF
Acrylonitrile	ND	2.0	µg/L	1		SW-846 8260C-D	3/23/20	3/23/20 23:05	MFF
Benzene	ND	0.50	µg/L	1		SW-846 8260C-D	3/23/20	3/23/20 23:05	MFF
Bromobenzene	ND	0.50	µg/L	1		SW-846 8260C-D	3/23/20	3/23/20 23:05	MFF
Bromodichloromethane	ND	0.50	µg/L	1		SW-846 8260C-D	3/23/20	3/23/20 23:05	MFF
Bromoform	ND	0.50	µg/L	1		SW-846 8260C-D	3/23/20	3/23/20 23:05	MFF
Bromomethane	ND	2.0	µg/L	1		SW-846 8260C-D	3/23/20	3/23/20 23:05	MFF
2-Butanone (MEK)	ND	5.0	µg/L	1		SW-846 8260C-D	3/23/20	3/23/20 23:05	MFF
n-Butylbenzene	ND	1.0	µg/L	1		SW-846 8260C-D	3/23/20	3/23/20 23:05	MFF
sec-Butylbenzene	ND	1.0	µg/L	1		SW-846 8260C-D	3/23/20	3/23/20 23:05	MFF
tert-Butylbenzene	ND	1.0	µg/L	1		SW-846 8260C-D	3/23/20	3/23/20 23:05	MFF
Carbon Disulfide	ND	5.0	µg/L	1		SW-846 8260C-D	3/23/20	3/23/20 23:05	MFF
Carbon Tetrachloride	ND	0.50	µg/L	1		SW-846 8260C-D	3/23/20	3/23/20 23:05	MFF
Chlorobenzene	ND	0.50	µg/L	1		SW-846 8260C-D	3/23/20	3/23/20 23:05	MFF
Chlorodibromomethane	ND	0.50	µg/L	1		SW-846 8260C-D	3/23/20	3/23/20 23:05	MFF
Chloroethane	ND	0.50	µg/L	1		SW-846 8260C-D	3/23/20	3/23/20 23:05	MFF
Chloroform	ND	1.0	µg/L	1		SW-846 8260C-D	3/23/20	3/23/20 23:05	MFF
Chloromethane	ND	0.60	µg/L	1		SW-846 8260C-D	3/23/20	3/23/20 23:05	MFF
2-Chlorotoluene	ND	0.50	µg/L	1		SW-846 8260C-D	3/23/20	3/23/20 23:05	MFF
4-Chlorotoluene	ND	0.50	µg/L	1		SW-846 8260C-D	3/23/20	3/23/20 23:05	MFF
1,2-Dibromo-3-chloropropane (DBCP)	ND	1.0	µg/L	1		SW-846 8260C-D	3/23/20	3/23/20 23:05	MFF
1,2-Dibromoethane (EDB)	ND	0.50	µg/L	1		SW-846 8260C-D	3/23/20	3/23/20 23:05	MFF
Dibromomethane	ND	0.50	µg/L	1		SW-846 8260C-D	3/23/20	3/23/20 23:05	MFF
1,2-Dichlorobenzene	ND	0.50	µg/L	1		SW-846 8260C-D	3/23/20	3/23/20 23:05	MFF
1,3-Dichlorobenzene	ND	0.50	µg/L	1		SW-846 8260C-D	3/23/20	3/23/20 23:05	MFF
1,4-Dichlorobenzene	ND	0.50	µg/L	1		SW-846 8260C-D	3/23/20	3/23/20 23:05	MFF
trans-1,4-Dichloro-2-butene	ND	2.0	µg/L	1		SW-846 8260C-D	3/23/20	3/23/20 23:05	MFF
Dichlorodifluoromethane (Freon 12)	ND	0.50	µg/L	1	V-05	SW-846 8260C-D	3/23/20	3/23/20 23:05	MFF
1,1-Dichloroethane	ND	0.50	µg/L	1		SW-846 8260C-D	3/23/20	3/23/20 23:05	MFF
1,2-Dichloroethane	ND	0.50	µg/L	1		SW-846 8260C-D	3/23/20	3/23/20 23:05	MFF
1,1-Dichloroethylene	ND	0.50	µg/L	1		SW-846 8260C-D	3/23/20	3/23/20 23:05	MFF
cis-1,2-Dichloroethylene	ND	0.50	µg/L	1		SW-846 8260C-D	3/23/20	3/23/20 23:05	MFF
trans-1,2-Dichloroethylene	ND	1.0	µg/L	1		SW-846 8260C-D	3/23/20	3/23/20 23:05	MFF
1,2-Dichloropropane	ND	0.50	µg/L	1		SW-846 8260C-D	3/23/20	3/23/20 23:05	MFF
1,3-Dichloropropane	ND	0.50	µg/L	1		SW-846 8260C-D	3/23/20	3/23/20 23:05	MFF
2,2-Dichloropropane	ND	0.50	µg/L	1		SW-846 8260C-D	3/23/20	3/23/20 23:05	MFF
1,1-Dichloropropene	ND	0.50	µg/L	1		SW-846 8260C-D	3/23/20	3/23/20 23:05	MFF
cis-1,3-Dichloropropene	ND	0.50	µg/L	1		SW-846 8260C-D	3/23/20	3/23/20 23:05	MFF
trans-1,3-Dichloropropene	ND	0.50	µg/L	1		SW-846 8260C-D	3/23/20	3/23/20 23:05	MFF
Ethylbenzene	ND	0.50	µg/L	1		SW-846 8260C-D	3/23/20	3/23/20 23:05	MFF
Hexachlorobutadiene	ND	0.60	µg/L	1		SW-846 8260C-D	3/23/20	3/23/20 23:05	MFF
2-Hexanone (MBK)	ND	5.0	µg/L	1		SW-846 8260C-D	3/23/20	3/23/20 23:05	MFF
Isopropylbenzene (Cumene)	ND	1.0	µg/L	1		SW-846 8260C-D	3/23/20	3/23/20 23:05	MFF
p-Isopropyltoluene (p-Cymene)	ND	0.50	µg/L	1		SW-846 8260C-D	3/23/20	3/23/20 23:05	MFF

con-test® ANALYTICAL LABORATORY
39 Spruce Street * East Longmeadow, MA 01028 * FAX 413/525-6405 * TEL. 413/525-2332

Project Location: Simsbury, CT | Sample Description: | Work Order: 20C0945

Date Received: 3/20/2020

Field Sample #: MW-101 | Sampled: 3/18/2020 13:50

Sample ID: 20C0945-09

Sample Matrix: Ground Water

Volatile Organic Compounds by GC/MS

Analyte	Results	RL	Units	Dilution	Flag/Qual	Method	Date Prepared	Date/Time Analyzed	Analyst
Methyl tert-Butyl Ether (MTBE)	ND	0.50	µg/L	1		SW-846 8260C-D	3/23/20	3/23/20 23:05	MFF
Methylene Chloride	ND	5.0	µg/L	1		SW-846 8260C-D	3/23/20	3/23/20 23:05	MFF
4-Methyl-2-pentanone (MIBK)	ND	5.0	µg/L	1		SW-846 8260C-D	3/23/20	3/23/20 23:05	MFF
Naphthalene	ND	2.0	µg/L	1		SW-846 8260C-D	3/23/20	3/23/20 23:05	MFF
n-Propylbenzene	ND	1.0	µg/L	1		SW-846 8260C-D	3/23/20	3/23/20 23:05	MFF
Styrene	ND	1.0	µg/L	1		SW-846 8260C-D	3/23/20	3/23/20 23:05	MFF
1,1,1,2-Tetrachloroethane	ND	0.50	µg/L	1		SW-846 8260C-D	3/23/20	3/23/20 23:05	MFF
1,1,2,2-Tetrachloroethane	ND	0.50	µg/L	1		SW-846 8260C-D	3/23/20	3/23/20 23:05	MFF
Tetrachloroethylene	ND	1.0	µg/L	1		SW-846 8260C-D	3/23/20	3/23/20 23:05	MFF
Tetrahydrofuran	ND	10	µg/L	1		SW-846 8260C-D	3/23/20	3/23/20 23:05	MFF
Toluene	ND	1.0	µg/L	1		SW-846 8260C-D	3/23/20	3/23/20 23:05	MFF
1,2,3-Trichlorobenzene	ND	1.0	µg/L	1		SW-846 8260C-D	3/23/20	3/23/20 23:05	MFF
1,2,4-Trichlorobenzene	ND	1.0	µg/L	1		SW-846 8260C-D	3/23/20	3/23/20 23:05	MFF
1,1,1-Trichloroethane	ND	0.50	µg/L	1		SW-846 8260C-D	3/23/20	3/23/20 23:05	MFF
1,1,2-Trichloroethane	ND	0.50	µg/L	1		SW-846 8260C-D	3/23/20	3/23/20 23:05	MFF
Trichloroethylene	ND	1.0	µg/L	1		SW-846 8260C-D	3/23/20	3/23/20 23:05	MFF
Trichlorofluoromethane (Freon 11)	ND	2.0	µg/L	1		SW-846 8260C-D	3/23/20	3/23/20 23:05	MFF
1,2,3-Trichloropropane	ND	0.50	µg/L	1		SW-846 8260C-D	3/23/20	3/23/20 23:05	MFF
1,1,2-Trichloro-1,2,2-trifluoroethane (Freon 113)	ND	0.50	µg/L	1		SW-846 8260C-D	3/23/20	3/23/20 23:05	MFF
1,2,4-Trimethylbenzene	ND	1.0	µg/L	1		SW-846 8260C-D	3/23/20	3/23/20 23:05	MFF
1,3,5-Trimethylbenzene	ND	0.50	µg/L	1		SW-846 8260C-D	3/23/20	3/23/20 23:05	MFF
Vinyl Chloride	ND	1.0	µg/L	1		SW-846 8260C-D	3/23/20	3/23/20 23:05	MFF
m+p Xylene	ND	2.0	µg/L	1		SW-846 8260C-D	3/23/20	3/23/20 23:05	MFF
o-Xylene	ND	1.0	µg/L	1		SW-846 8260C-D	3/23/20	3/23/20 23:05	MFF

Surrogates	% Recovery	Recovery Limits	Flag/Qual	
1,2-Dichloroethane-d4	103	70-130		3/23/20 23:05
Toluene-d8	93.9	70-130		3/23/20 23:05
4-Bromofluorobenzene	87.2	70-130		3/23/20 23:05

con-test® ANALYTICAL LABORATORY
39 Spruce Street * East Longmeadow, MA 01028 * FAX 413/525-6405 * TEL. 413/525-2332

Project Location: Simsbury, CT | Sample Description: | Work Order: 20C0945

Date Received: 3/20/2020

Field Sample #: MW-101 | Sampled: 3/18/2020 13:50

Sample ID: 20C0945-09

Sample Matrix: Ground Water

Petroleum Hydrocarbons Analyses

Analyte	Results	RL	Units	Dilution	Flag/Qual	Method	Date Prepared	Date/Time Analyzed	Analyst
CT ETPH	0.20	0.15	mg/L	1		CTDEP ETPH	3/25/20	3/27/20 1:13	RDD

Surrogates	% Recovery	Recovery Limits	Flag/Qual				
2-Fluorobiphenyl	73.2	50-150				3/27/20 1:13	

con-test® ANALYTICAL LABORATORY
39 Spruce Street * East Longmeadow, MA 01028 * FAX 413/525-6405 * TEL. 413/525-2332

Project Location: Simsbury, CT | Sample Description: | Work Order: 20C0945

Date Received: 3/20/2020

Field Sample #: MW-202 | Sampled: 3/18/2020 14:15

Sample ID: 20C0945-10

Sample Matrix: Ground Water

Petroleum Hydrocarbons Analyses

Analyte	Results	RL	Units	Dilution	Flag/Qual	Method	Date Prepared	Date/Time Analyzed	Analyst
CT ETPH	ND	0.14	mg/L	1		CTDEP ETPH	3/25/20	3/27/20 5:58	RDD

Surrogates	% Recovery	Recovery Limits	Flag/Qual				
2-Fluorobiphenyl	72.5	50-150				3/27/20 5:58	

con-test® ANALYTICAL LABORATORY
39 Spruce Street * East Longmeadow, MA 01028 * FAX 413/525-6405 * TEL. 413/525-2332

Project Location: Simsbury, CT | Sample Description: | Work Order: 20C0945

Date Received: 3/20/2020

Field Sample #: MW-310 | Sampled: 3/19/2020 10:40

Sample ID: 20C0945-11

Sample Matrix: Ground Water

Petroleum Hydrocarbons Analyses

Analyte	Results	RL	Units	Dilution	Flag/Qual	Method	Date Prepared	Date/Time Analyzed	Analyst
CT ETPH	7.7	0.74	mg/L	5		CTDEP ETPH	3/26/20	3/29/20 0:12	RMW

Surrogates	% Recovery	Recovery Limits	Flag/Qual				
2-Fluorobiphenyl	74.1	50-150				3/29/20 0:12	

con-test® ANALYTICAL LABORATORY
39 Spruce Street * East Longmeadow, MA 01028 * FAX 413/525-6405 * TEL. 413/525-2332

Project Location: Simsbury, CT | Sample Description: | Work Order: 20C0945

Date Received: 3/20/2020

Field Sample #: CCA-4 | Sampled: 3/19/2020 11:20

Sample ID: 20C0945-12

Sample Matrix: Ground Water

Semivolatile Organic Compounds by GC/MS

Analyte	Results	RL	Units	Dilution	Flag/Qual	Method	Date Prepared	Date/Time Analyzed	Analyst
Acenaphthene (SIM)	ND	0.29	µg/L	1		SW-846 8270D-E	3/25/20	3/26/20 12:42	IMR
Acenaphthylene (SIM)	ND	0.19	µg/L	1		SW-846 8270D-E	3/25/20	3/26/20 12:42	IMR
Anthracene (SIM)	ND	0.19	µg/L	1		SW-846 8270D-E	3/25/20	3/26/20 12:42	IMR
Benzo(a)anthracene (SIM)	ND	0.048	µg/L	1		SW-846 8270D-E	3/25/20	3/26/20 12:42	IMR
Benzo(a)pyrene (SIM)	ND	0.096	µg/L	1		SW-846 8270D-E	3/25/20	3/26/20 12:42	IMR
Benzo(b)fluoranthene (SIM)	ND	0.048	µg/L	1		SW-846 8270D-E	3/25/20	3/26/20 12:42	IMR
Benzo(g,h,i)perylene (SIM)	ND	0.48	µg/L	1		SW-846 8270D-E	3/25/20	3/26/20 12:42	IMR
Benzo(k)fluoranthene (SIM)	ND	0.19	µg/L	1		SW-846 8270D-E	3/25/20	3/26/20 12:42	IMR
Chrysene (SIM)	ND	0.19	µg/L	1		SW-846 8270D-E	3/25/20	3/26/20 12:42	IMR
Dibenz(a,h)anthracene (SIM)	ND	0.096	µg/L	1		SW-846 8270D-E	3/25/20	3/26/20 12:42	IMR
Fluoranthene (SIM)	ND	0.48	µg/L	1		SW-846 8270D-E	3/25/20	3/26/20 12:42	IMR
Fluorene (SIM)	ND	0.96	µg/L	1		SW-846 8270D-E	3/25/20	3/26/20 12:42	IMR
Indeno(1,2,3-cd)pyrene (SIM)	ND	0.096	µg/L	1		SW-846 8270D-E	3/25/20	3/26/20 12:42	IMR
2-Methylnaphthalene (SIM)	ND	0.96	µg/L	1		SW-846 8270D-E	3/25/20	3/26/20 12:42	IMR
Naphthalene (SIM)	ND	0.96	µg/L	1		SW-846 8270D-E	3/25/20	3/26/20 12:42	IMR
Phenanthrene (SIM)	ND	0.048	µg/L	1		SW-846 8270D-E	3/25/20	3/26/20 12:42	IMR
Pyrene (SIM)	ND	0.96	µg/L	1		SW-846 8270D-E	3/25/20	3/26/20 12:42	IMR

Surrogates	% Recovery	Recovery Limits	Flag/Qual	
Nitrobenzene-d5	75.5	30-130		3/26/20 12:42
2-Fluorobiphenyl	69.3	30-130		3/26/20 12:42
p-Terphenyl-d14	77.7	30-130		3/26/20 12:42

con-test® ANALYTICAL LABORATORY
39 Spruce Street * East Longmeadow, MA 01028 * FAX 413/525-6405 * TEL. 413/525-2332

Project Location: Simsbury, CT | Sample Description: | Work Order: 20C0945

Date Received: 3/20/2020

Field Sample #: CCA-4 | Sampled: 3/19/2020 11:20

Sample ID: 20C0945-12

Sample Matrix: Ground Water

Petroleum Hydrocarbons Analyses

Analyte	Results	RL	Units	Dilution	Flag/Qual	Method	Date Prepared	Date/Time Analyzed	Analyst
CT ETPH	ND	0.15	mg/L	1		CTDEP ETPH	3/26/20	3/27/20 22:04	RMW

Surrogates	% Recovery	Recovery Limits	Flag/Qual				
2-Fluorobiphenyl	76.7	50-150				3/27/20 22:04	

con-test® ANALYTICAL LABORATORY
39 Spruce Street * East Longmeadow, MA 01028 * FAX 413/525-6405 * TEL. 413/525-2332

Project Location: Simsbury, CT | Sample Description: | Work Order: 20C0945

Date Received: 3/20/2020

Field Sample #: CCA-3 | Sampled: 3/19/2020 12:00

Sample ID: 20C0945-13

Sample Matrix: Ground Water

Semivolatile Organic Compounds by GC/MS

Analyte	Results	RL	Units	Dilution	Flag/Qual	Method	Date Prepared	Date/Time Analyzed	Analyst
Acenaphthene (SIM)	ND	0.32	µg/L	1		SW-846 8270D-E	3/25/20	3/26/20 13:05	IMR
Acenaphthylene (SIM)	ND	0.21	µg/L	1		SW-846 8270D-E	3/25/20	3/26/20 13:05	IMR
Anthracene (SIM)	ND	0.21	µg/L	1		SW-846 8270D-E	3/25/20	3/26/20 13:05	IMR
Benzo(a)anthracene (SIM)	ND	0.053	µg/L	1		SW-846 8270D-E	3/25/20	3/26/20 13:05	IMR
Benzo(a)pyrene (SIM)	ND	0.11	µg/L	1		SW-846 8270D-E	3/25/20	3/26/20 13:05	IMR
Benzo(b)fluoranthene (SIM)	ND	0.053	µg/L	1		SW-846 8270D-E	3/25/20	3/26/20 13:05	IMR
Benzo(g,h,i)perylene (SIM)	ND	0.53	µg/L	1		SW-846 8270D-E	3/25/20	3/26/20 13:05	IMR
Benzo(k)fluoranthene (SIM)	ND	0.21	µg/L	1		SW-846 8270D-E	3/25/20	3/26/20 13:05	IMR
Chrysene (SIM)	ND	0.21	µg/L	1		SW-846 8270D-E	3/25/20	3/26/20 13:05	IMR
Dibenz(a,h)anthracene (SIM)	ND	0.11	µg/L	1		SW-846 8270D-E	3/25/20	3/26/20 13:05	IMR
Fluoranthene (SIM)	ND	0.53	µg/L	1		SW-846 8270D-E	3/25/20	3/26/20 13:05	IMR
Fluorene (SIM)	ND	1.1	µg/L	1		SW-846 8270D-E	3/25/20	3/26/20 13:05	IMR
Indeno(1,2,3-cd)pyrene (SIM)	ND	0.11	µg/L	1		SW-846 8270D-E	3/25/20	3/26/20 13:05	IMR
2-Methylnaphthalene (SIM)	ND	1.1	µg/L	1		SW-846 8270D-E	3/25/20	3/26/20 13:05	IMR
Naphthalene (SIM)	ND	1.1	µg/L	1		SW-846 8270D-E	3/25/20	3/26/20 13:05	IMR
Phenanthrene (SIM)	ND	0.053	µg/L	1		SW-846 8270D-E	3/25/20	3/26/20 13:05	IMR
Pyrene (SIM)	ND	1.1	µg/L	1		SW-846 8270D-E	3/25/20	3/26/20 13:05	IMR

Surrogates	% Recovery	Recovery Limits	Flag/Qual	
Nitrobenzene-d5	79.2	30-130		3/26/20 13:05
2-Fluorobiphenyl	67.7	30-130		3/26/20 13:05
p-Terphenyl-d14	65.2	30-130		3/26/20 13:05

con-test® ANALYTICAL LABORATORY
39 Spruce Street * East Longmeadow, MA 01028 * FAX 413/525-6405 * TEL. 413/525-2332

Project Location: Simsbury, CT | Sample Description: | Work Order: 20C0945

Date Received: 3/20/2020

Field Sample #: CCA-3 | Sampled: 3/19/2020 12:00

Sample ID: 20C0945-13

Sample Matrix: Ground Water

Petroleum Hydrocarbons Analyses

Analyte	Results	RL	Units	Dilution	Flag/Qual	Method	Date Prepared	Date/Time Analyzed	Analyst
CT ETPH	ND	0.15	mg/L	1		CTDEP ETPH	3/26/20	3/27/20 22:24	RMW

Surrogates	% Recovery	Recovery Limits	Flag/Qual				
2-Fluorobiphenyl	77.5	50-150				3/27/20 22:24	

con-test® ANALYTICAL LABORATORY
39 Spruce Street * East Longmeadow, MA 01028 * FAX 413/525-6405 * TEL. 413/525-2332

Project Location: Simsbury, CT | Sample Description: | Work Order: 20C0945

Date Received: 3/20/2020

Field Sample #: MW-10 | Sampled: 3/19/2020 13:20

Sample ID: 20C0945-14

Sample Matrix: Ground Water

Petroleum Hydrocarbons Analyses

Analyte	Results	RL	Units	Dilution	Flag/Qual	Method	Date Prepared	Date/Time Analyzed	Analyst
CT ETPH	0.17	0.15	mg/L	1		CTDEP ETPH	3/26/20	3/27/20 22:44	RMW

Surrogates	% Recovery	Recovery Limits	Flag/Qual				
2-Fluorobiphenyl	80.0	50-150				3/27/20 22:44	

con-test® ANALYTICAL LABORATORY
39 Spruce Street * East Longmeadow, MA 01028 * FAX 413/525-6405 * TEL. 413/525-2332

Project Location: Simsbury, CT | Sample Description: | Work Order: 20C0945

Date Received: 3/20/2020

Field Sample #: MW-11a | Sampled: 3/19/2020 13:40

Sample ID: 20C0945-15

Sample Matrix: Ground Water

Petroleum Hydrocarbons Analyses

Analyte	Results	RL	Units	Dilution	Flag/Qual	Method	Date Prepared	Date/Time Analyzed	Analyst
CT ETPH	0.47	0.15	mg/L	1		CTDEP ETPH	3/26/20	3/27/20 23:45	RMW

Surrogates	% Recovery	Recovery Limits	Flag/Qual	
2-Fluorobiphenyl	65.3	50-150		3/27/20 23:45

con-test® ANALYTICAL LABORATORY
39 Spruce Street * East Longmeadow, MA 01028 * FAX 413/525-6405 * TEL. 413/525-2332

Project Location: Simsbury, CT | Sample Description: | Work Order: 20C0945

Date Received: 3/20/2020

Field Sample #: CCA-5 | Sampled: 3/19/2020 14:15

Sample ID: 20C0945-16

Sample Matrix: Ground Water

Petroleum Hydrocarbons Analyses

Analyte	Results	RL	Units	Dilution	Flag/Qual	Method	Date Prepared	Date/Time Analyzed	Analyst
CT ETPH	ND	0.15	mg/L	1		CTDEP ETPH	3/26/20	3/27/20 23:05	RMW

Surrogates	% Recovery	Recovery Limits	Flag/Qual				
2-Fluorobiphenyl	68.7	50-150				3/27/20 23:05	

con-test® ANALYTICAL LABORATORY
39 Spruce Street * East Longmeadow, MA 01028 * FAX 413/525-6405 * TEL. 413/525-2332

Project Location: Simsbury, CT | Sample Description: | Work Order: 20C0945

Date Received: 3/20/2020

Field Sample #: DUP-1 | Sampled: 3/19/2020 00:00

Sample ID: 20C0945-17

Sample Matrix: Ground Water

Petroleum Hydrocarbons Analyses

Analyte	Results	RL	Units	Dilution	Flag/Qual	Method	Date Prepared	Date/Time Analyzed	Analyst
CT ETPH	ND	0.16	mg/L	1		CTDEP ETPH	3/25/20	3/27/20 3:35	RDD

Surrogates	% Recovery	Recovery Limits	Flag/Qual				
2-Fluorobiphenyl	72.0	50-150				3/27/20 3:35	

con-test® ANALYTICAL LABORATORY
39 Spruce Street * East Longmeadow, MA 01028 * FAX 413/525-6405 * TEL. 413/525-2332

Project Location: Simsbury, CT | Sample Description: | Work Order: 20C0945

Date Received: 3/20/2020

Field Sample #: Trip Blank | Sampled: 3/18/2020 00:00

Sample ID: 20C0945-18

Sample Matrix: Trip Blank Water

Volatile Organic Compounds by GC/MS

Analyte	Results	RL	Units	Dilution	Flag/Qual	Method	Date Prepared	Date/Time Analyzed	Analyst
Acetone	ND	10	µg/L	1		SW-846 8260C-D	3/23/20	3/23/20 21:07	MFF
Acrylonitrile	ND	2.0	µg/L	1		SW-846 8260C-D	3/23/20	3/23/20 21:07	MFF
Benzene	ND	0.50	µg/L	1		SW-846 8260C-D	3/23/20	3/23/20 21:07	MFF
Bromobenzene	ND	0.50	µg/L	1		SW-846 8260C-D	3/23/20	3/23/20 21:07	MFF
Bromodichloromethane	ND	0.50	µg/L	1		SW-846 8260C-D	3/23/20	3/23/20 21:07	MFF
Bromoform	ND	0.50	µg/L	1		SW-846 8260C-D	3/23/20	3/23/20 21:07	MFF
Bromomethane	ND	2.0	µg/L	1		SW-846 8260C-D	3/23/20	3/23/20 21:07	MFF
2-Butanone (MEK)	ND	5.0	µg/L	1		SW-846 8260C-D	3/23/20	3/23/20 21:07	MFF
n-Butylbenzene	ND	1.0	µg/L	1		SW-846 8260C-D	3/23/20	3/23/20 21:07	MFF
sec-Butylbenzene	ND	1.0	µg/L	1		SW-846 8260C-D	3/23/20	3/23/20 21:07	MFF
tert-Butylbenzene	ND	1.0	µg/L	1		SW-846 8260C-D	3/23/20	3/23/20 21:07	MFF
Carbon Disulfide	ND	5.0	µg/L	1		SW-846 8260C-D	3/23/20	3/23/20 21:07	MFF
Carbon Tetrachloride	ND	0.50	µg/L	1		SW-846 8260C-D	3/23/20	3/23/20 21:07	MFF
Chlorobenzene	ND	0.50	µg/L	1		SW-846 8260C-D	3/23/20	3/23/20 21:07	MFF
Chlorodibromomethane	ND	0.50	µg/L	1		SW-846 8260C-D	3/23/20	3/23/20 21:07	MFF
Chloroethane	ND	0.50	µg/L	1		SW-846 8260C-D	3/23/20	3/23/20 21:07	MFF
Chloroform	ND	1.0	µg/L	1		SW-846 8260C-D	3/23/20	3/23/20 21:07	MFF
Chloromethane	ND	0.60	µg/L	1		SW-846 8260C-D	3/23/20	3/23/20 21:07	MFF
2-Chlorotoluene	ND	0.50	µg/L	1		SW-846 8260C-D	3/23/20	3/23/20 21:07	MFF
4-Chlorotoluene	ND	0.50	µg/L	1		SW-846 8260C-D	3/23/20	3/23/20 21:07	MFF
1,2-Dibromo-3-chloropropane (DBCP)	ND	1.0	µg/L	1		SW-846 8260C-D	3/23/20	3/23/20 21:07	MFF
1,2-Dibromoethane (EDB)	ND	0.50	µg/L	1		SW-846 8260C-D	3/23/20	3/23/20 21:07	MFF
Dibromomethane	ND	0.50	µg/L	1		SW-846 8260C-D	3/23/20	3/23/20 21:07	MFF
1,2-Dichlorobenzene	ND	0.50	µg/L	1		SW-846 8260C-D	3/23/20	3/23/20 21:07	MFF
1,3-Dichlorobenzene	ND	0.50	µg/L	1		SW-846 8260C-D	3/23/20	3/23/20 21:07	MFF
1,4-Dichlorobenzene	ND	0.50	µg/L	1		SW-846 8260C-D	3/23/20	3/23/20 21:07	MFF
trans-1,4-Dichloro-2-butene	ND	2.0	µg/L	1		SW-846 8260C-D	3/23/20	3/23/20 21:07	MFF
Dichlorodifluoromethane (Freon 12)	ND	0.50	µg/L	1	V-05	SW-846 8260C-D	3/23/20	3/23/20 21:07	MFF
1,1-Dichloroethane	ND	0.50	µg/L	1		SW-846 8260C-D	3/23/20	3/23/20 21:07	MFF
1,2-Dichloroethane	ND	0.50	µg/L	1		SW-846 8260C-D	3/23/20	3/23/20 21:07	MFF
1,1-Dichloroethylene	ND	0.50	µg/L	1		SW-846 8260C-D	3/23/20	3/23/20 21:07	MFF
cis-1,2-Dichloroethylene	ND	0.50	µg/L	1		SW-846 8260C-D	3/23/20	3/23/20 21:07	MFF
trans-1,2-Dichloroethylene	ND	1.0	µg/L	1		SW-846 8260C-D	3/23/20	3/23/20 21:07	MFF
1,2-Dichloropropane	ND	0.50	µg/L	1		SW-846 8260C-D	3/23/20	3/23/20 21:07	MFF
1,3-Dichloropropane	ND	0.50	µg/L	1		SW-846 8260C-D	3/23/20	3/23/20 21:07	MFF
2,2-Dichloropropane	ND	0.50	µg/L	1		SW-846 8260C-D	3/23/20	3/23/20 21:07	MFF
1,1-Dichloropropene	ND	0.50	µg/L	1		SW-846 8260C-D	3/23/20	3/23/20 21:07	MFF
cis-1,3-Dichloropropene	ND	0.50	µg/L	1		SW-846 8260C-D	3/23/20	3/23/20 21:07	MFF
trans-1,3-Dichloropropene	ND	0.50	µg/L	1		SW-846 8260C-D	3/23/20	3/23/20 21:07	MFF
Ethylbenzene	ND	0.50	µg/L	1		SW-846 8260C-D	3/23/20	3/23/20 21:07	MFF
Hexachlorobutadiene	ND	0.60	µg/L	1		SW-846 8260C-D	3/23/20	3/23/20 21:07	MFF
2-Hexanone (MBK)	ND	5.0	µg/L	1		SW-846 8260C-D	3/23/20	3/23/20 21:07	MFF
Isopropylbenzene (Cumene)	ND	1.0	µg/L	1		SW-846 8260C-D	3/23/20	3/23/20 21:07	MFF
p-Isopropyltoluene (p-Cymene)	ND	0.50	µg/L	1		SW-846 8260C-D	3/23/20	3/23/20 21:07	MFF

con-test® ANALYTICAL LABORATORY
39 Spruce Street * East Longmeadow, MA 01028 * FAX 413/525-6405 * TEL. 413/525-2332

Project Location: Simsbury, CT | Sample Description: | Work Order: 20C0945

Date Received: 3/20/2020

Field Sample #: Trip Blank | Sampled: 3/18/2020 00:00

Sample ID: 20C0945-18

Sample Matrix: Trip Blank Water

Volatile Organic Compounds by GC/MS

Analyte	Results	RL	Units	Dilution	Flag/Qual	Method	Date Prepared	Date/Time Analyzed	Analyst
Methyl tert-Butyl Ether (MTBE)	ND	0.50	µg/L	1		SW-846 8260C-D	3/23/20	3/23/20 21:07	MFF
Methylene Chloride	ND	5.0	µg/L	1		SW-846 8260C-D	3/23/20	3/23/20 21:07	MFF
4-Methyl-2-pentanone (MIBK)	ND	5.0	µg/L	1		SW-846 8260C-D	3/23/20	3/23/20 21:07	MFF
Naphthalene	ND	2.0	µg/L	1		SW-846 8260C-D	3/23/20	3/23/20 21:07	MFF
n-Propylbenzene	ND	1.0	µg/L	1		SW-846 8260C-D	3/23/20	3/23/20 21:07	MFF
Styrene	ND	1.0	µg/L	1		SW-846 8260C-D	3/23/20	3/23/20 21:07	MFF
1,1,1,2-Tetrachloroethane	ND	0.50	µg/L	1		SW-846 8260C-D	3/23/20	3/23/20 21:07	MFF
1,1,2,2-Tetrachloroethane	ND	0.50	µg/L	1		SW-846 8260C-D	3/23/20	3/23/20 21:07	MFF
Tetrachloroethylene	ND	1.0	µg/L	1		SW-846 8260C-D	3/23/20	3/23/20 21:07	MFF
Tetrahydrofuran	ND	10	µg/L	1		SW-846 8260C-D	3/23/20	3/23/20 21:07	MFF
Toluene	ND	1.0	µg/L	1		SW-846 8260C-D	3/23/20	3/23/20 21:07	MFF
1,2,3-Trichlorobenzene	ND	1.0	µg/L	1		SW-846 8260C-D	3/23/20	3/23/20 21:07	MFF
1,2,4-Trichlorobenzene	ND	1.0	µg/L	1		SW-846 8260C-D	3/23/20	3/23/20 21:07	MFF
1,1,1-Trichloroethane	ND	0.50	µg/L	1		SW-846 8260C-D	3/23/20	3/23/20 21:07	MFF
1,1,2-Trichloroethane	ND	0.50	µg/L	1		SW-846 8260C-D	3/23/20	3/23/20 21:07	MFF
Trichloroethylene	ND	1.0	µg/L	1		SW-846 8260C-D	3/23/20	3/23/20 21:07	MFF
Trichlorofluoromethane (Freon 11)	ND	2.0	µg/L	1		SW-846 8260C-D	3/23/20	3/23/20 21:07	MFF
1,2,3-Trichloropropane	ND	0.50	µg/L	1		SW-846 8260C-D	3/23/20	3/23/20 21:07	MFF
1,1,2-Trichloro-1,2,2-trifluoroethane (Freon 113)	ND	0.50	µg/L	1		SW-846 8260C-D	3/23/20	3/23/20 21:07	MFF
1,2,4-Trimethylbenzene	ND	1.0	µg/L	1		SW-846 8260C-D	3/23/20	3/23/20 21:07	MFF
1,3,5-Trimethylbenzene	ND	0.50	µg/L	1		SW-846 8260C-D	3/23/20	3/23/20 21:07	MFF
Vinyl Chloride	ND	1.0	µg/L	1		SW-846 8260C-D	3/23/20	3/23/20 21:07	MFF
m+p Xylene	ND	2.0	µg/L	1		SW-846 8260C-D	3/23/20	3/23/20 21:07	MFF
o-Xylene	ND	1.0	µg/L	1		SW-846 8260C-D	3/23/20	3/23/20 21:07	MFF

Surrogates	% Recovery	Recovery Limits	Flag/Qual	
1,2-Dichloroethane-d4	104	70-130		3/23/20 21:07
Toluene-d8	91.4	70-130		3/23/20 21:07
4-Bromofluorobenzene	88.8	70-130		3/23/20 21:07

con-test® ANALYTICAL LABORATORY
39 Spruce Street * East Longmeadow, MA 01028 * FAX 413/525-6405 * TEL. 413/525-2332

Sample Extraction Data

Prep Method: SW-846 3510C **Analytical Method: CTDEP ETPH**

Lab Number [Field ID]	Batch	Initial [mL]	Final [mL]	Date
20C0945-01 [MW-4R]	B254950	1010	1.00	03/25/20
20C0945-02 [MW-2A]	B254950	1010	1.00	03/25/20
20C0945-03 [MW-6]	B254950	1020	1.00	03/25/20
20C0945-04 [MW-203]	B254950	1000	1.00	03/25/20
20C0945-05 [MW-102]	B254950	990	1.00	03/25/20
20C0945-06 [MW-TG]	B254950	1060	1.00	03/25/20
20C0945-07 [MW-T3]	B254950	1040	1.00	03/25/20
20C0945-08 [TRW-1]	B254950	1000	1.00	03/25/20
20C0945-09 [MW-101]	B254950	1010	1.00	03/25/20
20C0945-10 [MW-202]	B254950	1040	1.00	03/25/20
20C0945-17 [DUP-1]	B254950	955	1.00	03/25/20

Prep Method: SW-846 3510C **Analytical Method: CTDEP ETPH**

Lab Number [Field ID]	Batch	Initial [mL]	Final [mL]	Date
20C0945-11 [MW-310]	B255088	1010	1.00	03/26/20
20C0945-12 [CCA-4]	B255088	1000	1.00	03/26/20
20C0945-13 [CCA-3]	B255088	980	1.00	03/26/20
20C0945-14 [MW-10]	B255088	970	1.00	03/26/20
20C0945-15 [MW-11a]	B255088	1000	1.00	03/26/20
20C0945-16 [CCA-5]	B255088	1030	1.00	03/26/20

Prep Method: SW-846 5030B **Analytical Method: SW-846 8260C-D**

Lab Number [Field ID]	Batch	Initial [mL]	Final [mL]	Date
20C0945-01 [MW-4R]	B254786	5	5.00	03/23/20
20C0945-05 [MW-102]	B254786	5	5.00	03/23/20
20C0945-09 [MW-101]	B254786	5	5.00	03/23/20
20C0945-18 [Trip Blank]	B254786	5	5.00	03/23/20

Prep Method: SW-846 3510C **Analytical Method: SW-846 8270D-E**

Lab Number [Field ID]	Batch	Initial [mL]	Final [mL]	Date
20C0945-01 [MW-4R]	B255119	1020	1.00	03/25/20
20C0945-12 [CCA-4]	B255119	1040	1.00	03/25/20
20C0945-13 [CCA-3]	B255119	945	1.00	03/25/20

con-test® ANALYTICAL LABORATORY
39 Spruce Street * East Longmeadow, MA 01028 * FAX 413/525-6405 * TEL. 413/525-2332

QUALITY CONTROL

Volatile Organic Compounds by GC/MS - Quality Control

Analyte	Result	Reporting Limit	Units	Spike Level	Source Result	%REC	%REC Limits	RPD	RPD Limit	Notes
Batch B254786 - SW-846 5030B										
Blank (B254786-BLK1)				Prepared & Analyzed: 03/23/20						
Acetone	ND	10	µg/L							
Acrylonitrile	ND	2.0	µg/L							
Benzene	ND	0.50	µg/L							
Bromobenzene	ND	0.50	µg/L							
Bromodichloromethane	ND	0.50	µg/L							
Bromoform	ND	0.50	µg/L							
Bromomethane	ND	1.0	µg/L							
2-Butanone (MEK)	ND	5.0	µg/L							
n-Butylbenzene	ND	1.0	µg/L							
sec-Butylbenzene	ND	1.0	µg/L							
tert-Butylbenzene	ND	1.0	µg/L							
Carbon Disulfide	ND	5.0	µg/L							
Carbon Tetrachloride	ND	0.50	µg/L							
Chlorobenzene	ND	0.50	µg/L							
Chlorodibromomethane	ND	0.50	µg/L							
Chloroethane	ND	0.50	µg/L							
Chloroform	ND	0.50	µg/L							
Chloromethane	ND	0.60	µg/L							
2-Chlorotoluene	ND	0.50	µg/L							
4-Chlorotoluene	ND	0.50	µg/L							
1,2-Dibromo-3-chloropropane (DBCP)	ND	1.0	µg/L							
1,2-Dibromoethane (EDB)	ND	0.50	µg/L							
Dibromomethane	ND	0.50	µg/L							
1,2-Dichlorobenzene	ND	0.50	µg/L							
1,3-Dichlorobenzene	ND	0.50	µg/L							
1,4-Dichlorobenzene	ND	0.50	µg/L							
trans-1,4-Dichloro-2-butene	ND	2.0	µg/L							
Dichlorodifluoromethane (Freon 12)	ND	0.50	µg/L							V-05
1,1-Dichloroethane	ND	0.50	µg/L							
1,2-Dichloroethane	ND	0.50	µg/L							
1,1-Dichloroethylene	ND	0.50	µg/L							
cis-1,2-Dichloroethylene	ND	0.50	µg/L							
trans-1,2-Dichloroethylene	ND	1.0	µg/L							
1,2-Dichloropropane	ND	0.50	µg/L							
1,3-Dichloropropane	ND	0.50	µg/L							
2,2-Dichloropropane	ND	0.50	µg/L							
1,1-Dichloropropene	ND	0.50	µg/L							
cis-1,3-Dichloropropene	ND	0.50	µg/L							
trans-1,3-Dichloropropene	ND	0.50	µg/L							
Ethylbenzene	ND	0.50	µg/L							
Hexachlorobutadiene	ND	0.60	µg/L							
2-Hexanone (MBK)	ND	5.0	µg/L							
Isopropylbenzene (Cumene)	ND	0.50	µg/L							
p-Isopropyltoluene (p-Cymene)	ND	0.50	µg/L							
Methyl tert-Butyl Ether (MTBE)	ND	0.50	µg/L							
Methylene Chloride	ND	5.0	µg/L							
4-Methyl-2-pentanone (MIBK)	ND	5.0	µg/L							
Naphthalene	ND	2.0	µg/L							
n-Propylbenzene	ND	1.0	µg/L							
Styrene	ND	1.0	µg/L							
1,1,1,2-Tetrachloroethane	ND	0.50	µg/L							
1,1,2,2-Tetrachloroethane	ND	0.50	µg/L							

con-test® ANALYTICAL LABORATORY
39 Spruce Street * East Longmeadow, MA 01028 * FAX 413/525-6405 * TEL. 413/525-2332

QUALITY CONTROL

Volatile Organic Compounds by GC/MS - Quality Control

Analyte	Result	Reporting Limit	Units	Spike Level	Source Result	%REC	%REC Limits	RPD	RPD Limit	Notes
Batch B254786 - SW-846 5030B										
Blank (B254786-BLK1)				Prepared & Analyzed: 03/23/20						
Tetrachloroethylene	ND	1.0	µg/L							
Tetrahydrofuran	ND	10	µg/L							
Toluene	ND	1.0	µg/L							
1,2,3-Trichlorobenzene	ND	1.0	µg/L							
1,2,4-Trichlorobenzene	ND	0.50	µg/L							
1,1,1-Trichloroethane	ND	0.50	µg/L							
1,1,2-Trichloroethane	ND	0.50	µg/L							
Trichloroethylene	ND	1.0	µg/L							
Trichlorofluoromethane (Freon 11)	ND	2.0	µg/L							
1,2,3-Trichloropropane	ND	0.50	µg/L							
1,1,2-Trichloro-1,2,2-trifluoroethane (Freon 113)	ND	0.50	µg/L							
1,2,4-Trimethylbenzene	ND	0.50	µg/L							
1,3,5-Trimethylbenzene	ND	0.50	µg/L							
Vinyl Chloride	ND	1.0	µg/L							
m+p Xylene	ND	2.0	µg/L							
o-Xylene	ND	1.0	µg/L							
Surrogate: 1,2-Dichloroethane-d4	*25.1*		µg/L	25.0		100	70-130			
Surrogate: Toluene-d8	*23.4*		µg/L	25.0		93.6	70-130			
Surrogate: 4-Bromofluorobenzene	*21.6*		µg/L	25.0		86.3	70-130			
LCS (B254786-BS1)				Prepared & Analyzed: 03/23/20						
Acetone	84.4	10	µg/L	100		84.4	40-160			
Acrylonitrile	10.7	2.0	µg/L	10.0		107	70-130			
Benzene	11.5	0.50	µg/L	10.0		115	70-130			
Bromobenzene	10.3	0.50	µg/L	10.0		103	70-130			
Bromodichloromethane	9.09	0.50	µg/L	10.0		90.9	70-130			
Bromoform	9.02	0.50	µg/L	10.0		90.2	70-130			
Bromomethane	10.4	1.0	µg/L	10.0		104	40-160			
2-Butanone (MEK)	108	5.0	µg/L	100		108	40-160			
n-Butylbenzene	10.2	1.0	µg/L	10.0		102	70-130			
sec-Butylbenzene	10.4	1.0	µg/L	10.0		104	70-130			
tert-Butylbenzene	10.0	1.0	µg/L	10.0		100	70-130			
Carbon Disulfide	101	5.0	µg/L	100		101	70-130			
Carbon Tetrachloride	8.99	0.50	µg/L	10.0		89.9	70-130			
Chlorobenzene	10.5	0.50	µg/L	10.0		105	70-130			
Chlorodibromomethane	8.80	0.50	µg/L	10.0		88.0	40-160			
Chloroethane	9.02	0.50	µg/L	10.0		90.2	70-130			
Chloroform	10.5	0.50	µg/L	10.0		105	70-130			
Chloromethane	9.56	0.60	µg/L	10.0		95.6	40-160			
2-Chlorotoluene	10.4	0.50	µg/L	10.0		104	70-130			
4-Chlorotoluene	10.7	0.50	µg/L	10.0		107	70-130			
1,2-Dibromo-3-chloropropane (DBCP)	8.16	1.0	µg/L	10.0		81.6	70-130			
1,2-Dibromoethane (EDB)	9.77	0.50	µg/L	10.0		97.7	70-130			
Dibromomethane	8.81	0.50	µg/L	10.0		88.1	70-130			
1,2-Dichlorobenzene	9.82	0.50	µg/L	10.0		98.2	70-130			
1,3-Dichlorobenzene	10.5	0.50	µg/L	10.0		105	70-130			
1,4-Dichlorobenzene	10.3	0.50	µg/L	10.0		103	70-130			
trans-1,4-Dichloro-2-butene	7.84	2.0	µg/L	10.0		78.4	70-130			
Dichlorodifluoromethane (Freon 12)	6.77	0.50	µg/L	10.0		67.7	40-160			L-17, V-05
1,1-Dichloroethane	11.1	0.50	µg/L	10.0		111	70-130			
1,2-Dichloroethane	7.84	0.50	µg/L	10.0		78.4	70-130			
1,1-Dichloroethylene	9.80	0.50	µg/L	10.0		98.0	70-130			

con-test® ANALYTICAL LABORATORY
39 Spruce Street * East Longmeadow, MA 01028 * FAX 413/525-6405 * TEL. 413/525-2332

QUALITY CONTROL

Volatile Organic Compounds by GC/MS - Quality Control

Analyte	Result	Reporting Limit	Units	Spike Level	Source Result	%REC	%REC Limits	RPD	RPD Limit	Notes
Batch B254786 - SW-846 5030B										
LCS (B254786-BS1)				Prepared & Analyzed: 03/23/20						
cis-1,2-Dichloroethylene	10.8	0.50	µg/L	10.0		108	70-130			
trans-1,2-Dichloroethylene	10.1	1.0	µg/L	10.0		101	70-130			
1,2-Dichloropropane	10.4	0.50	µg/L	10.0		104	70-130			
1,3-Dichloropropane	9.73	0.50	µg/L	10.0		97.3	70-130			
2,2-Dichloropropane	9.40	0.50	µg/L	10.0		94.0	70-130			
1,1-Dichloropropene	11.0	0.50	µg/L	10.0		110	70-130			
cis-1,3-Dichloropropene	9.30	0.50	µg/L	10.0		93.0	70-130			
trans-1,3-Dichloropropene	8.72	0.50	µg/L	10.0		87.2	70-130			
Ethylbenzene	10.2	0.50	µg/L	10.0		102	70-130			
Hexachlorobutadiene	9.37	0.60	µg/L	10.0		93.7	40-160			
2-Hexanone (MBK)	83.2	5.0	µg/L	100		83.2	70-130			
Isopropylbenzene (Cumene)	9.24	0.50	µg/L	10.0		92.4	70-130			
p-Isopropyltoluene (p-Cymene)	9.15	0.50	µg/L	10.0		91.5	70-130			
Methyl tert-Butyl Ether (MTBE)	9.60	0.50	µg/L	10.0		96.0	70-130			
Methylene Chloride	10.6	5.0	µg/L	10.0		106	70-130			
4-Methyl-2-pentanone (MIBK)	90.0	5.0	µg/L	100		90.0	40-160			
Naphthalene	10.0	2.0	µg/L	10.0		100	70-130			
n-Propylbenzene	9.77	1.0	µg/L	10.0		97.7	70-130			
Styrene	9.56	1.0	µg/L	10.0		95.6	70-130			
1,1,1,2-Tetrachloroethane	9.64	0.50	µg/L	10.0		96.4	70-130			
1,1,2,2-Tetrachloroethane	10.3	0.50	µg/L	10.0		103	70-130			
Tetrachloroethylene	10.0	1.0	µg/L	10.0		100	70-130			
Tetrahydrofuran	9.81	10	µg/L	10.0		98.1	70-130			
Toluene	10.6	1.0	µg/L	10.0		106	70-130			
1,2,3-Trichlorobenzene	9.53	1.0	µg/L	10.0		95.3	70-130			
1,2,4-Trichlorobenzene	9.10	0.50	µg/L	10.0		91.0	70-130			
1,1,1-Trichloroethane	9.74	0.50	µg/L	10.0		97.4	70-130			
1,1,2-Trichloroethane	9.54	0.50	µg/L	10.0		95.4	70-130			
Trichloroethylene	9.91	1.0	µg/L	10.0		99.1	70-130			
Trichlorofluoromethane (Freon 11)	8.09	2.0	µg/L	10.0		80.9	40-160			
1,2,3-Trichloropropane	9.78	0.50	µg/L	10.0		97.8	70-130			
1,1,2-Trichloro-1,2,2-trifluoroethane (Freon 113)	10.2	0.50	µg/L	10.0		102	70-130			
1,2,4-Trimethylbenzene	9.61	0.50	µg/L	10.0		96.1	70-130			
1,3,5-Trimethylbenzene	9.35	0.50	µg/L	10.0		93.5	70-130			
Vinyl Chloride	9.05	1.0	µg/L	10.0		90.5	70-130			
m+p Xylene	20.7	2.0	µg/L	20.0		103	70-130			
o-Xylene	9.94	1.0	µg/L	10.0		99.4	70-130			
Surrogate: 1,2-Dichloroethane-d4	*22.7*		µg/L	25.0		90.9	70-130			
Surrogate: Toluene-d8	*25.9*		µg/L	25.0		104	70-130			
Surrogate: 4-Bromofluorobenzene	*24.5*		µg/L	25.0		98.2	70-130			

con-test® ANALYTICAL LABORATORY
39 Spruce Street * East Longmeadow, MA 01028 * FAX 413/525-6405 * TEL. 413/525-2332

QUALITY CONTROL

Semivolatile Organic Compounds by GC/MS - Quality Control

Analyte	Result	Reporting Limit	Units	Spike Level	Source Result	%REC	%REC Limits	RPD	RPD Limit	Notes
Batch B255119 - SW-846 3510C										
Blank (B255119-BLK1)				Prepared: 03/25/20 Analyzed: 03/26/20						
Acenaphthene (SIM)	ND	0.30	µg/L							
Acenaphthylene (SIM)	ND	0.20	µg/L							
Anthracene (SIM)	ND	0.20	µg/L							
Benzo(a)anthracene (SIM)	ND	0.050	µg/L							
Benzo(a)pyrene (SIM)	ND	0.10	µg/L							
Benzo(b)fluoranthene (SIM)	ND	0.050	µg/L							
Benzo(g,h,i)perylene (SIM)	ND	0.50	µg/L							
Benzo(k)fluoranthene (SIM)	ND	0.20	µg/L							
Chrysene (SIM)	ND	0.20	µg/L							
Dibenz(a,h)anthracene (SIM)	ND	0.10	µg/L							
Fluoranthene (SIM)	ND	0.50	µg/L							
Fluorene (SIM)	ND	1.0	µg/L							
Indeno(1,2,3-cd)pyrene (SIM)	ND	0.10	µg/L							
2-Methylnaphthalene (SIM)	ND	1.0	µg/L							
Naphthalene (SIM)	ND	1.0	µg/L							
Phenanthrene (SIM)	ND	0.050	µg/L							
Pyrene (SIM)	ND	1.0	µg/L							
Surrogate: Nitrobenzene-d5	*77.4*		µg/L	100		77.4	30-130			
Surrogate: Nitrobenzene-d5 (SIM)	*76.5*		µg/L	100		76.5	30-130			
Surrogate: 2-Fluorobiphenyl	*69.4*		µg/L	100		69.4	30-130			
Surrogate: 2-Fluorobiphenyl (SIM)	*60.5*		µg/L	100		60.5	30-130			
Surrogate: p-Terphenyl-d14	*72.4*		µg/L	100		72.4	30-130			
Surrogate: p-Terphenyl-d14 (SIM)	*61.1*		µg/L	100		61.1	30-130			
LCS (B255119-BS1)				Prepared: 03/25/20 Analyzed: 03/26/20						
Acenaphthene (SIM)	38.6	6.0	µg/L	50.0		77.1	40-140			
Acenaphthylene (SIM)	39.7	4.0	µg/L	50.0		79.4	40-140			
Anthracene (SIM)	43.5	4.0	µg/L	50.0		87.0	40-140			
Benzo(a)anthracene (SIM)	41.9	1.0	µg/L	50.0		83.7	40-140			
Benzo(a)pyrene (SIM)	40.1	2.0	µg/L	50.0		80.2	40-140			
Benzo(b)fluoranthene (SIM)	43.1	1.0	µg/L	50.0		86.2	40-140			
Benzo(g,h,i)perylene (SIM)	36.0	10	µg/L	50.0		72.0	40-140			
Benzo(k)fluoranthene (SIM)	44.9	4.0	µg/L	50.0		89.8	40-140			
Chrysene (SIM)	38.7	4.0	µg/L	50.0		77.3	40-140			
Dibenz(a,h)anthracene (SIM)	40.6	2.0	µg/L	50.0		81.1	40-140			
Fluoranthene (SIM)	40.8	10	µg/L	50.0		81.7	40-140			
Fluorene (SIM)	40.3	20	µg/L	50.0		80.5	40-140			
Indeno(1,2,3-cd)pyrene (SIM)	41.8	2.0	µg/L	50.0		83.6	40-140			
2-Methylnaphthalene (SIM)	37.0	20	µg/L	50.0		73.9	40-140			
Naphthalene (SIM)	34.9	20	µg/L	50.0		69.8	40-140			
Phenanthrene (SIM)	40.8	1.0	µg/L	50.0		81.6	40-140			
Pyrene (SIM)	39.7	20	µg/L	50.0		79.4	40-140			
Surrogate: Nitrobenzene-d5	*77.4*		µg/L	100		77.4	30-130			
Surrogate: Nitrobenzene-d5 (SIM)	*79.9*		µg/L	100		79.9	30-130			
Surrogate: 2-Fluorobiphenyl	*70.6*		µg/L	100		70.6	30-130			
Surrogate: 2-Fluorobiphenyl (SIM)	*76.6*		µg/L	100		76.6	30-130			
Surrogate: p-Terphenyl-d14	*60.4*		µg/L	100		60.4	30-130			
Surrogate: p-Terphenyl-d14 (SIM)	*67.2*		µg/L	100		67.2	30-130			

con-test® ANALYTICAL LABORATORY
39 Spruce Street * East Longmeadow, MA 01028 * FAX 413/525-6405 * TEL. 413/525-2332

QUALITY CONTROL

Semivolatile Organic Compounds by GC/MS - Quality Control

Analyte	Result	Reporting Limit	Units	Spike Level	Source Result	%REC	%REC Limits	RPD	RPD Limit	Notes
Batch B255119 - SW-846 3510C										
LCS Dup (B255119-BSD1)				Prepared: 03/25/20 Analyzed: 03/26/20						
Acenaphthene (SIM)	34.9	6.0	µg/L	50.0		69.8	40-140	9.91	20	
Acenaphthylene (SIM)	35.7	4.0	µg/L	50.0		71.4	40-140	10.6	20	
Anthracene (SIM)	40.3	4.0	µg/L	50.0		80.5	40-140	7.74	20	
Benzo(a)anthracene (SIM)	39.0	1.0	µg/L	50.0		78.0	40-140	7.13	20	
Benzo(a)pyrene (SIM)	37.2	2.0	µg/L	50.0		74.4	40-140	7.51	20	
Benzo(b)fluoranthene (SIM)	40.5	1.0	µg/L	50.0		80.9	40-140	6.37	20	
Benzo(g,h,i)perylene (SIM)	36.8	10	µg/L	50.0		73.5	40-140	2.09	20	
Benzo(k)fluoranthene (SIM)	42.6	4.0	µg/L	50.0		85.3	40-140	5.12	20	
Chrysene (SIM)	36.7	4.0	µg/L	50.0		73.4	40-140	5.15	20	
Dibenz(a,h)anthracene (SIM)	40.5	2.0	µg/L	50.0		81.0	40-140	0.0987	20	
Fluoranthene (SIM)	38.0	10	µg/L	50.0		76.0	40-140	7.26	20	
Fluorene (SIM)	36.2	20	µg/L	50.0		72.3	40-140	10.7	20	
Indeno(1,2,3-cd)pyrene (SIM)	41.6	2.0	µg/L	50.0		83.2	40-140	0.479	20	‡
2-Methylnaphthalene (SIM)	32.4	20	µg/L	50.0		64.9	40-140	13.0	20	
Naphthalene (SIM)	30.6	20	µg/L	50.0		61.2	40-140	13.1	20	
Phenanthrene (SIM)	38.2	1.0	µg/L	50.0		76.4	40-140	6.58	20	
Pyrene (SIM)	37.1	20	µg/L	50.0		74.3	40-140	6.71	20	
Surrogate: Nitrobenzene-d5	*65.7*		µg/L	100		65.7	30-130			
Surrogate: Nitrobenzene-d5 (SIM)	*69.4*		µg/L	100		69.4	30-130			
Surrogate: 2-Fluorobiphenyl	*61.7*		µg/L	100		61.7	30-130			
Surrogate: 2-Fluorobiphenyl (SIM)	*69.3*		µg/L	100		69.3	30-130			
Surrogate: p-Terphenyl-d14	*55.0*		µg/L	100		55.0	30-130			
Surrogate: p-Terphenyl-d14 (SIM)	*61.2*		µg/L	100		61.2	30-130			

con-test® ANALYTICAL LABORATORY
39 Spruce Street * East Longmeadow, MA 01028 * FAX 413/525-6405 * TEL. 413/525-2332

QUALITY CONTROL

Petroleum Hydrocarbons Analyses - Quality Control

Analyte	Result	Reporting Limit	Units	Spike Level	Source Result	%REC	%REC Limits	RPD	RPD Limit	Notes
Batch B254950 - SW-846 3510C										
Blank (B254950-BLK1)				Prepared: 03/25/20 Analyzed: 03/26/20						
CT ETPH	ND	0.15	mg/L							
Surrogate: 2-Fluorobiphenyl	*0.0650*		mg/L	0.100		65.0	50-150			
LCS (B254950-BS1)				Prepared: 03/25/20 Analyzed: 03/26/20						
CT ETPH	0.634	0.15	mg/L	1.00		63.4	60-120			
Surrogate: 2-Fluorobiphenyl	*0.0683*		mg/L	0.100		68.3	50-150			
LCS Dup (B254950-BSD1)				Prepared: 03/25/20 Analyzed: 03/26/20						
CT ETPH	0.655	0.15	mg/L	1.00		65.5	60-120	3.32	30	
Surrogate: 2-Fluorobiphenyl	*0.0721*		mg/L	0.100		72.1	50-150			
Batch B255088 - SW-846 3510C										
Blank (B255088-BLK1)				Prepared: 03/26/20 Analyzed: 03/27/20						
CT ETPH	ND	0.15	mg/L							
Surrogate: 2-Fluorobiphenyl	*0.0737*		mg/L	0.100		73.7	50-150			
LCS (B255088-BS1)				Prepared: 03/26/20 Analyzed: 03/27/20						
CT ETPH	0.709	0.15	mg/L	1.00		70.9	60-120			
Surrogate: 2-Fluorobiphenyl	*0.0796*		mg/L	0.100		79.6	50-150			
LCS Dup (B255088-BSD1)				Prepared: 03/26/20 Analyzed: 03/27/20						
CT ETPH	0.651	0.15	mg/L	1.00		65.1	60-120	8.44	30	
Surrogate: 2-Fluorobiphenyl	*0.0721*		mg/L	0.100		72.1	50-150			

con-test® ANALYTICAL LABORATORY
39 Spruce Street * East Longmeadow, MA 01028 * FAX 413/525-6405 * TEL. 413/525-2332

FLAG/QUALIFIER SUMMARY

*	QC result is outside of established limits.
†	Wide recovery limits established for difficult compound.
‡	Wide RPD limits established for difficult compound.
#	Data exceeded client recommended or regulatory level
ND	Not Detected
RL	Reporting Limit is at the level of quantitation (LOQ)
DL	Detection Limit is the lower limit of detection determined by the MDL study
MCL	Maximum Contaminant Level
	Percent recoveries and relative percent differences (RPDs) are determined by the software using values in the calculation which have not been rounded.
	No results have been blank subtracted unless specified in the case narrative section.
L-17	Compound classified by CT RCP as difficult with acceptable recoveries of 40-160%. Recovery does not meet 70-130% criteria but does meet difficult compound criteria.
V-05	Continuing calibration verification (CCV) did not meet method specifications and was biased on the low side for this compound.

con-test® ANALYTICAL LABORATORY
39 Spruce Street * East Longmeadow, MA 01028 * FAX 413/525-6405 * TEL. 413/525-2332

CERTIFICATIONS

Certified Analyses included in this Report

Analyte	Certifications
CTDEP ETPH in Soil	
CT ETPH	CT
CTDEP ETPH in Water	
CT ETPH	CT
SW-846 8260C-D in Water	
Acetone	CT,NH,NY,ME
Acrylonitrile	CT,NY,ME
Benzene	CT,NH,NY,ME
Bromobenzene	NY
Bromodichloromethane	CT,NH,NY,ME
Bromoform	CT,NH,NY,ME
Bromomethane	CT,NH,NY,ME
2-Butanone (MEK)	CT,NH,NY,ME
n-Butylbenzene	NY,ME
sec-Butylbenzene	NY,ME
tert-Butylbenzene	NY,ME
Carbon Disulfide	CT,NH,NY,ME
Carbon Tetrachloride	CT,NH,NY,ME
Chlorobenzene	CT,NH,NY,ME
Chlorodibromomethane	CT,NH,NY,ME
Chloroethane	CT,NH,NY,ME
Chloroform	CT,NH,NY,ME
Chloromethane	CT,NH,NY,ME
2-Chlorotoluene	NY,ME
4-Chlorotoluene	NY,ME
1,2-Dibromo-3-chloropropane (DBCP)	NY
1,2-Dibromoethane (EDB)	NY
Dibromomethane	NH,NY,ME
1,2-Dichlorobenzene	CT,NY,ME
1,3-Dichlorobenzene	CT,NH,NY,ME
1,4-Dichlorobenzene	CT,NH,NY,ME
trans-1,4-Dichloro-2-butene	NH,NY,ME
Dichlorodifluoromethane (Freon 12)	NH,NY,ME
1,1-Dichloroethane	CT,NH,NY,ME
1,2-Dichloroethane	CT,NH,NY,ME
1,1-Dichloroethylene	CT,NH,NY,ME
cis-1,2-Dichloroethylene	NY,ME
trans-1,2-Dichloroethylene	CT,NH,NY,ME
1,2-Dichloropropane	CT,NH,NY,ME
1,3-Dichloropropane	NY,ME
2,2-Dichloropropane	NH,NY,ME
1,1-Dichloropropene	NH,NY,ME
cis-1,3-Dichloropropene	CT,NH,NY,ME
trans-1,3-Dichloropropene	CT,NH,NY,ME
Ethylbenzene	CT,NH,NY,ME
Hexachlorobutadiene	CT,NH,NY,ME
2-Hexanone (MBK)	CT,NH,NY,ME

con-test® ANALYTICAL LABORATORY
39 Spruce Street * East Longmeadow, MA 01028 * FAX 413/525-6405 * TEL. 413/525-2332

CERTIFICATIONS

Certified Analyses included in this Report

Analyte	Certifications
SW-846 8260C-D in Water	
Isopropylbenzene (Cumene)	NY,ME
p-Isopropyltoluene (p-Cymene)	CT,NH,NY,ME
Methyl tert-Butyl Ether (MTBE)	CT,NH,NY,ME
Methylene Chloride	CT,NH,NY,ME
4-Methyl-2-pentanone (MIBK)	CT,NH,NY,ME
Naphthalene	NH,NY,ME
n-Propylbenzene	CT,NH,NY,ME
Styrene	CT,NH,NY,ME
1,1,1,2-Tetrachloroethane	CT,NH,NY,ME
1,1,2,2-Tetrachloroethane	CT,NH,NY,ME
Tetrachloroethylene	CT,NH,NY,ME
Toluene	CT,NH,NY,ME
1,2,3-Trichlorobenzene	NH,NY,ME
1,2,4-Trichlorobenzene	CT,NH,NY,ME
1,1,1-Trichloroethane	CT,NH,NY,ME
1,1,2-Trichloroethane	CT,NH,NY,ME
Trichloroethylene	CT,NH,NY,ME
Trichlorofluoromethane (Freon 11)	CT,NH,NY,ME
1,2,3-Trichloropropane	NH,NY,ME
1,1,2-Trichloro-1,2,2-trifluoroethane (Freon 113)	NY
1,2,4-Trimethylbenzene	NY,ME
1,3,5-Trimethylbenzene	NY,ME
Vinyl Chloride	CT,NH,NY,ME
m+p Xylene	NH,NY,ME
o-Xylene	NH,NY,ME

The CON-TEST Environmental Laboratory operates under the following certifications and accreditations:

Code	Description	Number	Expires
AIHA	AIHA-LAP, LLC - ISO17025:2017	100033	03/1/2022
MA	Massachusetts DEP	M-MA100	06/30/2020
CT	Connecticut Department of Publilc Health	PH-0567	09/30/2021
NY	New York State Department of Health	10899 NELAP	04/1/2021
NH-S	New Hampshire Environmental Lab	2516 NELAP	02/5/2021
RI	Rhode Island Department of Health	LAO00112	12/30/2020
NC	North Carolina Div. of Water Quality	652	12/31/2020
NJ	New Jersey DEP	MA007 NELAP	06/30/2020
FL	Florida Department of Health	E871027 NELAP	06/30/2020
VT	Vermont Department of Health Lead Laboratory	LL015036	07/30/2020
ME	State of Maine	2011028	06/9/2021
VA	Commonwealth of Virginia	460217	12/14/2020
NH-P	New Hampshire Environmental Lab	2557 NELAP	09/6/2020
VT-DW	Vermont Department of Health Drinking Water	VT-255716	06/12/2020
NC-DW	North Carolina Department of Health	25703	07/31/2020
PA	Commonwealth of Pennsylvania DEP	68-05812	06/30/2020

con-test® ANALYTICAL LABORATORY

2000945

Phone: 413-525-2332
Fax: 413-525-6405
Email: info@contestlabs.com

http://www.contestlabs.com

Doc # 381 Rev 0 5 8 2015

CHAIN OF CUSTODY RECORD

39 Spruce Street
East Longmeadow, MA 01028

Page 1 of 2

Company Name:	Weston & Sampson - (for Eversource Energy)
Address:	273 Dividend Road, Rocky Hill, CT 06067
Phone:	(860) 513-1473
Project Name:	Simsbury AWC
Project Location:	Simsbury, CT
Project Number:	Client PO = 10908492
Project Manager:	Jeff Willson
Con-Test Bid:	n/a
Invoice Recipient:	Weston & Sampson (Jeff Willson)
Sampled By:	Will Sirotnak

Requested Turnaround Time
7-Day ☐ 10-Day ☐
Other: ☐ 5-7 Bus. Days ☑

Rush-Approval Required
1-Day ☐ 3-Day ☐
2-Day ☐ 4-Day ☐

Data Delivery
Format: PDF ☑ EXCEL ☑
Other:
Enhanced Data Package Required: ☐
Email To: yellenl@wseinc.com
Fax To #: willsonj@wseinc.com

| Con-Test Work Order# | Client Sample ID / Description | Beginning Date/Time | Ending Date/Time | Composite | Grab | [1]Matrix Code | Conc Code | VOCs (8260) | PAHs *1 | CT ETPH | | |

20C0945

con-test® ANALYTICAL LABORATORY

Phone: 413-525-2332
Fax: 413-525-6405
Email: info@contestlabs.com

http://www.contestlabs.com

Doc # 381 Rev 0 5 8 2015

CHAIN OF CUSTODY RECORD

39 Spruce Street
East Longmeadow, MA 01028

Company Name:	Weston & Sampson - (for Eversource Energy)
Address:	273 Dividend Road, Rocky Hill, CT 06067
Phone:	(860) 513-1473
Project Name:	Simsbury AWC
Project Location:	Simsbury, CT
Project Number:	Client PO = 10908492
Project Manager:	Jeff Willson
Con-Test Bid:	n/a
Invoice Recipient:	Weston & Sampson (Jeff Willson)
Sampled By:	Will Sirotnak

Requested Turnaround Time
7-Day ☐ 10-Day ☐
Other: ☐ 5-7 Bus. Days ☑

Rush Approval Required
1-Day ☐ 3-Day ☐
2-Day ☐ 4-Day ☐

Data Delivery
Format: PDF ☑ EXCEL ☑
Other:
Enhanced Data Package Required: ☐
Email To: yellenl@wseinc.com
Fax To #: willsonj@wseinc.com

Con-Test Work Order#	Client Sample ID / Description	Beginning Date/Time	Ending Date/Time	Composite	Grab	[1]Matrix Code	Conc Code	VOCs (8260)	PAHs *1	CT ETPH
11	MW-310	3/19/20	1040		X	GW	U			X
12	CCA-4		1120						X	X
13	CCA-3		1200						X	X
14	MW-10		1320							X
15	MW-11a		1340							X
16	CCA-5		1415							X
17	Dup-1	↓	—							X
18	Trip Blank	3/18/20	—					X		

ANALYSIS REQUESTED

	3	2	2
	H	I	I
	V	A	A

# of Containers
[2] Preservation Code
[3] Container Code

Dissolved Metals Samples
O Field Filtered
O Lab to Filter

Orthophosphate Samples
O Field Filtered
O Lab to Filter

Comments: (1) Please bill Weston & Sampson directly, using Eversource rates.

*1 - Run all PAH samples using SIM method at low detection limits. Eversource PO# 10908492

Please use the following codes to indicate possible sample concentration within the **Conc Code** column above:
H - High; M - Medium; L - Low; C - Clean; U - Unknown

[1] **Matrix Codes:**
GW = Ground Water
WW = Waste Water
DW = Drinking Water
A = Air
S = Soil/Solid
SL = Sludge
O = Other (please define)

[2] **Preservation Codes:**
I = Iced
H = HCL
M = Methanol
N = Nitric Acid
S = Sulfuric Acid
B = Sodium Bisulfate
X = Sodium Hydroxide
T = Sodium Thiosulfate
O = Other (please define)

[3] **Container Codes:**
A = Amber Glass
G = Glass
P = Plastic
ST = Sterile
V = Vial
S = Summa Canister
T = Tedlar Bag
O = Other (please define)

Relinquished by: (signature)	Date/Time: 3/20/20
Received by: (signature)	Date/Time: 3/20 946
Relinquished by: (signature)	Date/Time:
Received by: (signature)	Date/Time:
Relinquished by: (signature)	Date/Time:
Received by: (signature)	Date/Time:

Detection Limit Requirements
MA
CT — CTDEEP RSRs (includes RES DEC & GA PMC)
Other:

Program Information
○ MCP Analytical Certification Form Required
● RCP Analysis Certification Form Required
○ MA State DW Form Required
PWSID # _____

NELAC and AIHA-LAP, LLC Accredited

TURNAROUND TIME (BUSINESS DAYS) STARTS AT 9:00 AM THE DAY AFTER SAMPLE RECEIPT UNLESS THERE ARE QUESTIONS ON THIS CHAIN. IF THIS FORM IS NOT FILLED OUT COMPLETELY OR IS INCORRECT, TURNAROUND TIME CANNOT START UNTIL ALL QUESTIONS HAVE BEEN ANSWERED.

PLEASE BE CAREFUL NOT TO CONTAMINATE THIS DOCUMENT

I Have Not Confirmed Sample Container Numbers With Lab Staff Before Relinquishing Over Samples WS

con-test® ANALYTICAL LABORATORY

Doc# 277 Rev 5 2017

Login Sample Receipt Checklist - (Rejection Criteria Listing - Using Acceptance Policy) Any False Statement will be brought to the attention of the Client - State True or False

Client W+S

Received By DAP Date 3/20 Time 946

How were the samples received? In Cooler T No Cooler ____ On Ice T No Ice ____

Direct from Sampling ____ Ambient ____ Melted Ice ____

Were samples within Temperature? 2-6°C T By Gun # 2 By Blank # ____ Actual Temp - 3.9/2.7/3.5/4.9 Actual Temp - ____

Was Custody Seal Intact? NA Were Samples Tampered with? NA

Was COC Relinquished ? T Does Chain Agree With Samples? T

Are there broken/leaking/loose caps on any samples? F

Is COC in ink/ Legible? T Were samples received within holding time? T

Did COC include all pertinent Information? Client T Project T Analysis T ID's T Sampler Name T Collection Dates/Times T

Are Sample labels filled out and legible? T

Are there Lab to Filters? F Who was notified? ____

Are there Rushes? F Who was notified? ____

Are there Short Holds? F Who was notified? ____

Is there enough Volume? T

Is there Headspace where applicable? F MS/MSD? F

Proper Media/Containers Used? T Is splitting samples required? F

Were trip blanks received? T On COC? T

Do all samples have the proper pH? NA Acid ____ Base ____

Vials	#	Containers:	#		#		#
Unp-		1 Liter Amb.	40	1 Liter Plastic		16 oz Amb.	
HCL-	11	500 mL Amb.		500 mL Plastic		8oz Amb/Clear	
Meoh-		250 mL Amb.		250 mL Plastic		4oz Amb/Clear	
Bisulfate-		Flashpoint		Col./Bacteria		2oz Amb/Clear	
DI-		Other Glass		Other Plastic		Encore	
Thiosulfate-		SOC Kit		Plastic Bag		Frozen:	
Sulfuric-		Perchlorate		Ziplock			

Unused Media

Vials	#	Containers:	#		#		#
Unp-		1 Liter Amb.		1 Liter Plastic		16 oz Amb.	
HCL-		500 mL Amb.		500 mL Plastic		8oz Amb/Clear	
Meoh-		250 mL Amb.		250 mL Plastic		4oz Amb/Clear	
Bisulfate-		Col./Bacteria		Flashpoint		2oz Amb/Clear	
DI-		Other Plastic		Other Glass		Encore	
Thiosulfate-		SOC Kit		Plastic Bag		Frozen:	
Sulfuric-		Perchlorate		Ziplock			

Comments:

C:\MSDCHEM\4\DATA\D032620\D0326072.D

CT ETPH DISCRIMINATION CHECK

Data File Name	D0326072.D
Data File Path	C:\MSDCHEM\4\DATA\D032620\
Operator	RDD
Date Acquired	3/27/1920 8:19
Acq. Method File	EPH11D.M
Sample Name	ETPH 1500
Instrument Name	GCFID4

Name	Ret Time	Target Response	Average Response	*%D+/-20
C-9	1.39	8401294	8614284	2
C-10	2.12	8574581	8614284	0
C-12	3.11	8697661	8614284	-1
C-14	3.83	8790615	8614284	-2
C-16	4.45	8872660	8614284	-3
C-18	5.00	9036023	8614284	-5
C-20	5.58	9085525	8614284	-5
C-22	6.30	9109448	8614284	-6
C-24	7.13	9093486	8614284	-6
C-26	7.94	9005888	8614284	-5
C-28	8.68	9017103	8614284	-5
C-30	9.37	8883781	8614284	-3
C-32	10.01	8312362	8614284	4
C-34	10.61	7554482	8614284	12
C-36	11.17	6779356	8614284	21

Samples

20C0945-03
20C0945-04
20C0945-07@2X

*One compound allowed %D</=50%

C:\MSDCHEM\4\DATA\D032620\D0326008.D

CT ETPH DISCRIMINATION CHECK

Data File Name	D0326008.D
Data File Path	C:\MSDCHEM\4\DATA\D032620\
Operator	RDD
Date Acquired	3/26/1920 21:31
Acq. Method File	EPH11D.M
Sample Name	ETPH 1500
Instrument Name	GCFID4

Name	Ret Time	Target Response	Average Response	*%D+/-20
C-9	1.39	8082504	8802287	8
C-10	2.12	8282484	8802287	6
C-12	3.11	8557358	8802287	3
C-14	3.84	8788296	8802287	0
C-16	4.45	8977161	8802287	-2
C-18	5.00	9212044	8802287	-5
C-20	5.58	9291206	8802287	-6
C-22	6.31	9379299	8802287	-7
C-24	7.14	9470041	8802287	-8
C-26	7.95	9446124	8802287	-7
C-28	8.70	9512813	8802287	-8
C-30	9.38	9357278	8802287	-6
C-32	10.02	8741739	8802287	1
C-34	10.62	7900059	8802287	10
C-36	11.19	7035900	8802287	20

Samples

20C0945-06
20C0986-06
20C0986-07
20C0986-08
20C0986-09
20C0945-05
20C0945-09

*One compound allowed %D</=50%

C:\MSDCHEM\4\DATA\D032620\D0326040.D

CT ETPH DISCRIMINATION CHECK

Data File Name	D0326040.D
Data File Path	C:\MSDCHEM\4\DATA\D032620\
Operator	RDD
Date Acquired	3/27/1920 2:55
Acq. Method File	EPH11D.M
Sample Name	ETPH 1500
Instrument Name	GCFID4

Name	Ret Time	Target Response	Average Response	*%D+/-20
C-9	1.39	7599858	8051569	6
C-10	2.12	7743796	8051569	4
C-12	3.11	7883192	8051569	2
C-14	3.83	8012720	8051569	0
C-16	4.45	8134761	8051569	-1
C-18	5.00	8341891	8051569	-4
C-20	5.58	8412866	8051569	-4
C-22	6.31	8511275	8051569	-6
C-24	7.13	8624635	8051569	-7
C-26	7.94	8618932	8051569	-7
C-28	8.69	8676481	8051569	-8
C-30	9.38	8548683	8051569	-6
C-32	10.01	7998168	8051569	1
C-34	10.61	7226339	8051569	10
C-36	11.18	6439930	8051569	20

Samples

20C0945-17
20C0986-01
20C0986-02
20C0986-04
20C0986-03
20C0986-05
20C0945-08
20C0945-10
20C0945-01
20C0945-02

*One compound allowed %D</=50%

C:\MSDCHEM\4\DATA\D032720.SEC\D0327049.D

CT ETPH DISCRIMINATION CHECK

Data File Name D0327049.D
Data File Path C:\MSDCHEM\4\DATA\D032720.SEC\
Operator RDD
Date Acquired 3/27/1920 21:43
Acq. Method File EPH11D.M
Sample Name ETPH 1500
Instrument Name GCFID4

Name	Ret Time	Target Response	Average Response	*%D+/-20
C-9	1.54	9726986	11216872	13
C-10	2.22	9992745	11216872	11
C-12	3.18	10309935	11216872	8
C-14	3.89	10620001	11216872	5
C-16	4.50	10941803	11216872	2
C-18	5.04	11311531	11216872	-1
C-20	5.64	11495319	11216872	-2
C-22	6.37	11687660	11216872	-4
C-24	7.20	11891281	11216872	-6
C-26	8.01	11946859	11216872	-7
C-28	8.75	12065229	11216872	-8
C-30	9.43	12017197	11216872	-7
C-32	10.06	11722806	11216872	-5
C-34	10.66	11490432	11216872	-2
C-36	11.23	11033300	11216872	2

Samples

20C0945-12
20C0945-13
20C0945-14
20C0945-16
20C0945-15

*One compound allowed %D</=50%

C:\MSDCHEM\4\DATA\D032820.SEC\D0328051.D

CT ETPH DISCRIMINATION CHECK

Data File Name D0328051.D
Data File Path C:\MSDCHEM\4\DATA\D032820.SEC\
Operator RDD
Date Acquired 3/28/1920 23:52
Acq. Method File EPH11D.M
Sample Name ETPH 1500
Instrument Name GCFID4

Name	Ret Time	Target Response	Average Response	*%D+/-20
C-9	1.55	10509582	11671446	10
C-10	2.23	10836537	11671446	7
C-12	3.17	11229785	11671446	4
C-14	3.89	11547312	11671446	1
C-16	4.50	11786617	11671446	-1
C-18	5.04	12129225	11671446	-4
C-20	5.63	12238236	11671446	-5
C-22	6.36	12403281	11671446	-6
C-24	7.19	12580639	11671446	-8
C-26	8.00	12616340	11671446	-8
C-28	8.74	12716719	11671446	-9
C-30	9.42	12552031	11671446	-8
C-32	10.05	11748718	11671446	-1
C-34	10.64	10651099	11671446	9
C-36	11.21	9525572	11671446	18

Samples

20C0945-11@5X
20C0895-01@10X
20C0859-01@5X
20C0859-02@250X

*One compound allowed %D</=50%

REASONABLE CONFIDENCE PROTOCOL
LABORATORY ANALYSIS QA/QC CERTIFICATION FORM

Laboratory Name: Con-Test Analytical Laboratory

Client: Weston & Sampson

Project Location: Simsbury, CT

Project Number: 20C0945

Laboratory Sample ID(s):

20C0945-01 thru 20C0945-18

Sample Date(s):

03/18/2020,
03/19/2020

List RCP Methods Used:

CTDEP ETPH, SW-846 8260C-D, SW-846 8270D-E

1	For each analytical method referenced in this laboratory report package, were all specified QA/QC performance criteria followed, including the requirement to explain any criteria falling outside of acceptable guidelines, as specified in the CTDEP method-specific Reasonable Confidence Protocol documents?	☑ Yes ☐ No
1A	Were the method specified preservation and holding time requirements met?	☑ Yes ☐ No
1B	VPH and EPH Methods only: Was the VPH and EPH method conducted without significant modifications (see Section 11.3 of respective RCP methods)?	☐ Yes ☐ No ☑ N/A
2	Were all samples received by the laboratory in a condition consistent with that described on the associated chain-of-custody document(s)?	☑ Yes ☐ No
3	Were samples received at an appropriate temperature (< 6 degrees C.)?	☑ Yes ☐ No ☐ N/A
4	Were all QA/QC performance criteria specified in the CTDEP Reasonable Confidence Protocol documents achieved?	☐ Yes ☑ No
5A	Were reporting limits specified or referenced on the chain-of-custody?	☑ Yes ☐ No
5B	Were these reporting limits met?	☐ Yes ☑ No
6	For each analytical method referenced in this laboratory report package, were results reported for all constituents identified in the method-specific analyte lists presented in the Reasonable Confidence Protocol documents?	☐ Yes ☑ No
7	Are project-specific matrix spikes and laboratory duplicates included in this data set?	☐ Yes ☑ No

Notes: For all questions to which the response was "No" (with the exception of question #7), additional information must be provided in an attached narrative. If the answer to question #1, #1A, or #1B is "No", the data package does not meet the requirements for "Reasonable Confidence."
This form may not be altered and all questions must be answered.

Lisa A. Worthington

I, the undersigned, attest under the pains and penalties of perjury that, to the best of my knowledge and belief and based upon my personal inquiry of those responsible for providing the information contained in this analytical report, such information is accurate and complete.

Authorized Signature: Lisa Worthington **Position:** **Technical Representative**

Printed Name: **Lisa A. Worthington** **Date:** **03/30/20**

Name of Laboratory: **Con-Test Analytical Laboratory**

This certification form is to be used for RCP methods only.

Groundwater Laboratory Analytical Data

June 2020

con-test® ANALYTICAL LABORATORY
39 Spruce Street * East Longmeadow, MA 01028 * FAX 413/525-6405 * TEL. 413/525-2332

July 7, 2020

Jeff Willson
Weston & Sampson
273 Dividend Road
Rocky Hill, CT 06067

Project Location: Simsbury, CT
Client Job Number:
Project Number: [none]
Laboratory Work Order Number: 20F1463

Enclosed are results of analyses for samples received by the laboratory on June 30, 2020. If you have any questions concerning this report, please feel free to contact me.

Sincerely,



Michelle M. Koch
Project Manager

Table of Contents

Sample Summary 3

Case Narrative 4

Sample Results 5

20F1463-01 5

20F1463-02 8

20F1463-03 9

Sample Preparation Information 11

QC Data 12

Volatile Organic Compounds by GC/MS 12

B261119 12

Petroleum Hydrocarbons Analyses 15

B261271 15

Flag/Qualifier Summary 16

Certifications 17

Chain of Custody/Sample Receipt 19

con-test® ANALYTICAL LABORATORY
39 Spruce Street * East Longmeadow, MA 01028 * FAX 413/525-6405 * TEL. 413/525-2332

Weston & Sampson
273 Dividend Road
Rocky Hill, CT 06067
ATTN: Jeff Willson

REPORT DATE: 7/7/2020

PURCHASE ORDER NUMBER: 10908492

PROJECT NUMBER: [none]

ANALYTICAL SUMMARY

WORK ORDER NUMBER: 20F1463

The results of analyses performed on the following samples submitted to the CON-TEST Analytical Laboratory are found in this report.

PROJECT LOCATION: Simsbury, CT

FIELD SAMPLE #	LAB ID:	MATRIX	SAMPLE DESCRIPTION	TEST	SUB LAB
MW-101	20F1463-01	Ground Water		CTDEP ETPH	
				SW-846 8260C-D	
MW-6	20F1463-02	Ground Water		CTDEP ETPH	
				SW-846 8015C	
Trip Blank	20F1463-03	Trip Blank Water		SW-846 8260C-D	

con-test® ANALYTICAL LABORATORY
39 Spruce Street * East Longmeadow, MA 01028 * FAX 413/525-6405 * TEL. 413/525-2332

CASE NARRATIVE SUMMARY

All reported results are within defined laboratory quality control objectives unless listed below or otherwise qualified in this report.

SW-846 8260C-D

Qualifications:

L-03

Laboratory fortified blank/laboratory control sample recovery is outside of control limits. Reported value for this compound is likely to be biased on the low side.

Analyte & Samples(s) Qualified:

trans-1,4-Dichloro-2-butene
20F1463-01[MW-101], 20F1463-03[Trip Blank], B261119-BLK1, B261119-BS1

V-05

Continuing calibration verification (CCV) did not meet method specifications and was biased on the low side for this compound.

Analyte & Samples(s) Qualified:

Chloromethane
20F1463-01[MW-101], 20F1463-03[Trip Blank], B261119-BLK1, B261119-BS1, S049906-CCV1

trans-1,4-Dichloro-2-butene
20F1463-01[MW-101], 20F1463-03[Trip Blank], B261119-BLK1, B261119-BS1, S049906-CCV1

V-20

Continuing calibration verification (CCV) did not meet method specifications and was biased on the high side. Data validation is not affected since sample result was "not detected" for this compound.

Analyte & Samples(s) Qualified:

Hexachlorobutadiene
B261119-BS1, S049906-CCV1

V-34

Initial calibration verification (ICV) did not meet method specifications and was biased on the low side for this compound. Reported result is estimated.

Analyte & Samples(s) Qualified:

Bromomethane
20F1463-01[MW-101], 20F1463-03[Trip Blank], B261119-BLK1, B261119-BS1, S049906-CCV1

Chloromethane
20F1463-01[MW-101], 20F1463-03[Trip Blank], B261119-BLK1, B261119-BS1, S049906-CCV1

The results of analyses reported only relate to samples submitted to the Con-Test Analytical Laboratory for testing.
I certify that the analyses listed above, unless specifically listed as subcontracted, if any, were performed under my direction according to the approved methodologies listed in this document, and that based upon my inquiry of those individuals immediately responsible for obtaining the information, the material contained in this report is, to the best of my knowledge and belief, accurate and complete.

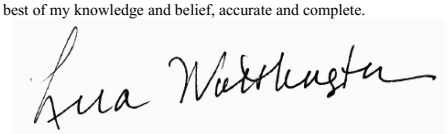

Lisa A. Worthington
Technical Representative

con-test® ANALYTICAL LABORATORY
39 Spruce Street * East Longmeadow, MA 01028 * FAX 413/525-6405 * TEL. 413/525-2332

Project Location: Simsbury, CT | Sample Description: | Work Order: 20F1463

Date Received: 6/30/2020

Field Sample #: MW-101 | Sampled: 6/30/2020 09:30

Sample ID: 20F1463-01

Sample Matrix: Ground Water

Volatile Organic Compounds by GC/MS

Analyte	Results	RL	Units	Dilution	Flag/Qual	Method	Date Prepared	Date/Time Analyzed	Analyst
Acetone	ND	10	µg/L	1		SW-846 8260C-D	7/1/20	7/1/20 11:14	LBD
Acrylonitrile	ND	2.0	µg/L	1		SW-846 8260C-D	7/1/20	7/1/20 11:14	LBD
Benzene	ND	0.50	µg/L	1		SW-846 8260C-D	7/1/20	7/1/20 11:14	LBD
Bromobenzene	ND	0.50	µg/L	1		SW-846 8260C-D	7/1/20	7/1/20 11:14	LBD
Bromodichloromethane	ND	0.50	µg/L	1		SW-846 8260C-D	7/1/20	7/1/20 11:14	LBD
Bromoform	ND	1.0	µg/L	1		SW-846 8260C-D	7/1/20	7/1/20 11:14	LBD
Bromomethane	ND	5.0	µg/L	1	V-34	SW-846 8260C-D	7/1/20	7/1/20 11:14	LBD
2-Butanone (MEK)	ND	5.0	µg/L	1		SW-846 8260C-D	7/1/20	7/1/20 11:14	LBD
n-Butylbenzene	ND	1.0	µg/L	1		SW-846 8260C-D	7/1/20	7/1/20 11:14	LBD
sec-Butylbenzene	ND	1.0	µg/L	1		SW-846 8260C-D	7/1/20	7/1/20 11:14	LBD
tert-Butylbenzene	ND	1.0	µg/L	1		SW-846 8260C-D	7/1/20	7/1/20 11:14	LBD
Carbon Disulfide	ND	5.0	µg/L	1		SW-846 8260C-D	7/1/20	7/1/20 11:14	LBD
Carbon Tetrachloride	ND	0.50	µg/L	1		SW-846 8260C-D	7/1/20	7/1/20 11:14	LBD
Chlorobenzene	ND	0.50	µg/L	1		SW-846 8260C-D	7/1/20	7/1/20 11:14	LBD
Chlorodibromomethane	ND	0.50	µg/L	1		SW-846 8260C-D	7/1/20	7/1/20 11:14	LBD
Chloroethane	ND	0.50	µg/L	1		SW-846 8260C-D	7/1/20	7/1/20 11:14	LBD
Chloroform	ND	0.50	µg/L	1		SW-846 8260C-D	7/1/20	7/1/20 11:14	LBD
Chloromethane	ND	0.60	µg/L	1	V-05, V-34	SW-846 8260C-D	7/1/20	7/1/20 11:14	LBD
2-Chlorotoluene	ND	0.50	µg/L	1		SW-846 8260C-D	7/1/20	7/1/20 11:14	LBD
4-Chlorotoluene	ND	0.50	µg/L	1		SW-846 8260C-D	7/1/20	7/1/20 11:14	LBD
1,2-Dibromo-3-chloropropane (DBCP)	ND	2.0	µg/L	1		SW-846 8260C-D	7/1/20	7/1/20 11:14	LBD
1,2-Dibromoethane (EDB)	ND	0.50	µg/L	1		SW-846 8260C-D	7/1/20	7/1/20 11:14	LBD
Dibromomethane	ND	0.50	µg/L	1		SW-846 8260C-D	7/1/20	7/1/20 11:14	LBD
1,2-Dichlorobenzene	ND	0.50	µg/L	1		SW-846 8260C-D	7/1/20	7/1/20 11:14	LBD
1,3-Dichlorobenzene	ND	0.50	µg/L	1		SW-846 8260C-D	7/1/20	7/1/20 11:14	LBD
1,4-Dichlorobenzene	ND	0.50	µg/L	1		SW-846 8260C-D	7/1/20	7/1/20 11:14	LBD
trans-1,4-Dichloro-2-butene	ND	2.0	µg/L	1	L-03, V-05	SW-846 8260C-D	7/1/20	7/1/20 11:14	LBD
Dichlorodifluoromethane (Freon 12)	ND	0.50	µg/L	1		SW-846 8260C-D	7/1/20	7/1/20 11:14	LBD
1,1-Dichloroethane	ND	0.50	µg/L	1		SW-846 8260C-D	7/1/20	7/1/20 11:14	LBD
1,2-Dichloroethane	ND	0.50	µg/L	1		SW-846 8260C-D	7/1/20	7/1/20 11:14	LBD
1,1-Dichloroethylene	ND	0.50	µg/L	1		SW-846 8260C-D	7/1/20	7/1/20 11:14	LBD
cis-1,2-Dichloroethylene	ND	0.50	µg/L	1		SW-846 8260C-D	7/1/20	7/1/20 11:14	LBD
trans-1,2-Dichloroethylene	ND	1.0	µg/L	1		SW-846 8260C-D	7/1/20	7/1/20 11:14	LBD
1,2-Dichloropropane	ND	0.50	µg/L	1		SW-846 8260C-D	7/1/20	7/1/20 11:14	LBD
1,3-Dichloropropane	ND	0.50	µg/L	1		SW-846 8260C-D	7/1/20	7/1/20 11:14	LBD
2,2-Dichloropropane	ND	0.50	µg/L	1		SW-846 8260C-D	7/1/20	7/1/20 11:14	LBD
1,1-Dichloropropene	ND	0.50	µg/L	1		SW-846 8260C-D	7/1/20	7/1/20 11:14	LBD
cis-1,3-Dichloropropene	ND	0.50	µg/L	1		SW-846 8260C-D	7/1/20	7/1/20 11:14	LBD
trans-1,3-Dichloropropene	ND	0.50	µg/L	1		SW-846 8260C-D	7/1/20	7/1/20 11:14	LBD
Ethylbenzene	ND	0.50	µg/L	1		SW-846 8260C-D	7/1/20	7/1/20 11:14	LBD
Hexachlorobutadiene	ND	0.60	µg/L	1		SW-846 8260C-D	7/1/20	7/1/20 11:14	LBD
2-Hexanone (MBK)	ND	5.0	µg/L	1		SW-846 8260C-D	7/1/20	7/1/20 11:14	LBD
Isopropylbenzene (Cumene)	ND	0.50	µg/L	1		SW-846 8260C-D	7/1/20	7/1/20 11:14	LBD
p-Isopropyltoluene (p-Cymene)	ND	0.50	µg/L	1		SW-846 8260C-D	7/1/20	7/1/20 11:14	LBD

con-test® ANALYTICAL LABORATORY
39 Spruce Street * East Longmeadow, MA 01028 * FAX 413/525-6405 * TEL. 413/525-2332

Project Location: Simsbury, CT | Sample Description: | Work Order: 20F1463

Date Received: 6/30/2020

Field Sample #: MW-101 | Sampled: 6/30/2020 09:30

Sample ID: 20F1463-01

Sample Matrix: Ground Water

Volatile Organic Compounds by GC/MS

Analyte	Results	RL	Units	Dilution	Flag/Qual	Method	Date Prepared	Date/Time Analyzed	Analyst
Methyl tert-Butyl Ether (MTBE)	ND	0.50	µg/L	1		SW-846 8260C-D	7/1/20	7/1/20 11:14	LBD
Methylene Chloride	ND	5.0	µg/L	1		SW-846 8260C-D	7/1/20	7/1/20 11:14	LBD
4-Methyl-2-pentanone (MIBK)	ND	5.0	µg/L	1		SW-846 8260C-D	7/1/20	7/1/20 11:14	LBD
Naphthalene	ND	2.0	µg/L	1		SW-846 8260C-D	7/1/20	7/1/20 11:14	LBD
n-Propylbenzene	ND	1.0	µg/L	1		SW-846 8260C-D	7/1/20	7/1/20 11:14	LBD
Styrene	ND	1.0	µg/L	1		SW-846 8260C-D	7/1/20	7/1/20 11:14	LBD
1,1,1,2-Tetrachloroethane	ND	0.50	µg/L	1		SW-846 8260C-D	7/1/20	7/1/20 11:14	LBD
1,1,2,2-Tetrachloroethane	ND	0.50	µg/L	1		SW-846 8260C-D	7/1/20	7/1/20 11:14	LBD
Tetrachloroethylene	ND	1.0	µg/L	1		SW-846 8260C-D	7/1/20	7/1/20 11:14	LBD
Tetrahydrofuran	ND	10	µg/L	1		SW-846 8260C-D	7/1/20	7/1/20 11:14	LBD
Toluene	ND	1.0	µg/L	1		SW-846 8260C-D	7/1/20	7/1/20 11:14	LBD
1,2,3-Trichlorobenzene	ND	1.0	µg/L	1		SW-846 8260C-D	7/1/20	7/1/20 11:14	LBD
1,2,4-Trichlorobenzene	ND	0.50	µg/L	1		SW-846 8260C-D	7/1/20	7/1/20 11:14	LBD
1,1,1-Trichloroethane	ND	0.50	µg/L	1		SW-846 8260C-D	7/1/20	7/1/20 11:14	LBD
1,1,2-Trichloroethane	ND	0.50	µg/L	1		SW-846 8260C-D	7/1/20	7/1/20 11:14	LBD
Trichloroethylene	ND	1.0	µg/L	1		SW-846 8260C-D	7/1/20	7/1/20 11:14	LBD
Trichlorofluoromethane (Freon 11)	ND	2.0	µg/L	1		SW-846 8260C-D	7/1/20	7/1/20 11:14	LBD
1,2,3-Trichloropropane	ND	0.50	µg/L	1		SW-846 8260C-D	7/1/20	7/1/20 11:14	LBD
1,1,2-Trichloro-1,2,2-trifluoroethane (Freon 113)	ND	0.50	µg/L	1		SW-846 8260C-D	7/1/20	7/1/20 11:14	LBD
1,2,4-Trimethylbenzene	ND	0.50	µg/L	1		SW-846 8260C-D	7/1/20	7/1/20 11:14	LBD
1,3,5-Trimethylbenzene	ND	0.50	µg/L	1		SW-846 8260C-D	7/1/20	7/1/20 11:14	LBD
Vinyl Chloride	ND	1.0	µg/L	1		SW-846 8260C-D	7/1/20	7/1/20 11:14	LBD
m+p Xylene	ND	2.0	µg/L	1		SW-846 8260C-D	7/1/20	7/1/20 11:14	LBD
o-Xylene	ND	1.0	µg/L	1		SW-846 8260C-D	7/1/20	7/1/20 11:14	LBD

Surrogates	% Recovery	Recovery Limits	Flag/Qual	
1,2-Dichloroethane-d4	97.5	70-130		7/1/20 11:14
Toluene-d8	99.6	70-130		7/1/20 11:14
4-Bromofluorobenzene	95.6	70-130		7/1/20 11:14

con-test® ANALYTICAL LABORATORY
39 Spruce Street * East Longmeadow, MA 01028 * FAX 413/525-6405 * TEL. 413/525-2332

Project Location: Simsbury, CT | Sample Description: | Work Order: 20F1463

Date Received: 6/30/2020

Field Sample #: MW-101 | Sampled: 6/30/2020 09:30

Sample ID: 20F1463-01

Sample Matrix: Ground Water

Petroleum Hydrocarbons Analyses

Analyte	Results	RL	Units	Dilution	Flag/Qual	Method	Date Prepared	Date/Time Analyzed	Analyst
CT ETPH	0.42	0.15	mg/L	1		CTDEP ETPH	7/3/20	7/7/20 11:32	RDD

Surrogates	% Recovery	Recovery Limits	Flag/Qual	
2-Fluorobiphenyl	51.7	50-150		7/7/20 11:32

con-test® ANALYTICAL LABORATORY
39 Spruce Street * East Longmeadow, MA 01028 * FAX 413/525-6405 * TEL. 413/525-2332

Project Location: Simsbury, CT | Sample Description: | Work Order: 20F1463

Date Received: 6/30/2020

Field Sample #: MW-6 | Sampled: 6/30/2020 10:15

Sample ID: 20F1463-02

Sample Matrix: Ground Water

Petroleum Hydrocarbons Analyses

Analyte	Results	RL	Units	Dilution	Flag/Qual	Method	Date Prepared	Date/Time Analyzed	Analyst
CT ETPH	ND	0.15	mg/L	1		CTDEP ETPH	7/3/20	7/7/20 10:51	RDD
TPH (C9-C36)	ND	0.20	mg/L	1		SW-846 8015C	7/3/20	7/7/20 11:12	RDD

Surrogates	% Recovery	Recovery Limits	Flag/Qual	
2-Fluorobiphenyl	56.2	50-150		7/7/20 10:51
2-Fluorobiphenyl	63.4	40-140		7/7/20 11:12

con-test® ANALYTICAL LABORATORY
39 Spruce Street * East Longmeadow, MA 01028 * FAX 413/525-6405 * TEL. 413/525-2332

Project Location: Simsbury, CT | Sample Description: | Work Order: 20F1463

Date Received: 6/30/2020

Field Sample #: Trip Blank | Sampled: 6/30/2020 00:00

Sample ID: 20F1463-03

Sample Matrix: Trip Blank Water

Volatile Organic Compounds by GC/MS

Analyte	Results	RL	Units	Dilution	Flag/Qual	Method	Date Prepared	Date/Time Analyzed	Analyst
Acetone	ND	10	µg/L	1		SW-846 8260C-D	7/1/20	7/1/20 9:55	LBD
Acrylonitrile	ND	2.0	µg/L	1		SW-846 8260C-D	7/1/20	7/1/20 9:55	LBD
Benzene	ND	0.50	µg/L	1		SW-846 8260C-D	7/1/20	7/1/20 9:55	LBD
Bromobenzene	ND	0.50	µg/L	1		SW-846 8260C-D	7/1/20	7/1/20 9:55	LBD
Bromodichloromethane	ND	0.50	µg/L	1		SW-846 8260C-D	7/1/20	7/1/20 9:55	LBD
Bromoform	ND	1.0	µg/L	1		SW-846 8260C-D	7/1/20	7/1/20 9:55	LBD
Bromomethane	ND	5.0	µg/L	1	V-34	SW-846 8260C-D	7/1/20	7/1/20 9:55	LBD
2-Butanone (MEK)	ND	5.0	µg/L	1		SW-846 8260C-D	7/1/20	7/1/20 9:55	LBD
n-Butylbenzene	ND	1.0	µg/L	1		SW-846 8260C-D	7/1/20	7/1/20 9:55	LBD
sec-Butylbenzene	ND	1.0	µg/L	1		SW-846 8260C-D	7/1/20	7/1/20 9:55	LBD
tert-Butylbenzene	ND	1.0	µg/L	1		SW-846 8260C-D	7/1/20	7/1/20 9:55	LBD
Carbon Disulfide	ND	5.0	µg/L	1		SW-846 8260C-D	7/1/20	7/1/20 9:55	LBD
Carbon Tetrachloride	ND	0.50	µg/L	1		SW-846 8260C-D	7/1/20	7/1/20 9:55	LBD
Chlorobenzene	ND	0.50	µg/L	1		SW-846 8260C-D	7/1/20	7/1/20 9:55	LBD
Chlorodibromomethane	ND	0.50	µg/L	1		SW-846 8260C-D	7/1/20	7/1/20 9:55	LBD
Chloroethane	ND	0.50	µg/L	1		SW-846 8260C-D	7/1/20	7/1/20 9:55	LBD
Chloroform	ND	0.50	µg/L	1		SW-846 8260C-D	7/1/20	7/1/20 9:55	LBD
Chloromethane	ND	0.60	µg/L	1	V-05, V-34	SW-846 8260C-D	7/1/20	7/1/20 9:55	LBD
2-Chlorotoluene	ND	0.50	µg/L	1		SW-846 8260C-D	7/1/20	7/1/20 9:55	LBD
4-Chlorotoluene	ND	0.50	µg/L	1		SW-846 8260C-D	7/1/20	7/1/20 9:55	LBD
1,2-Dibromo-3-chloropropane (DBCP)	ND	2.0	µg/L	1		SW-846 8260C-D	7/1/20	7/1/20 9:55	LBD
1,2-Dibromoethane (EDB)	ND	0.50	µg/L	1		SW-846 8260C-D	7/1/20	7/1/20 9:55	LBD
Dibromomethane	ND	0.50	µg/L	1		SW-846 8260C-D	7/1/20	7/1/20 9:55	LBD
1,2-Dichlorobenzene	ND	0.50	µg/L	1		SW-846 8260C-D	7/1/20	7/1/20 9:55	LBD
1,3-Dichlorobenzene	ND	0.50	µg/L	1		SW-846 8260C-D	7/1/20	7/1/20 9:55	LBD
1,4-Dichlorobenzene	ND	0.50	µg/L	1		SW-846 8260C-D	7/1/20	7/1/20 9:55	LBD
trans-1,4-Dichloro-2-butene	ND	2.0	µg/L	1	L-03, V-05	SW-846 8260C-D	7/1/20	7/1/20 9:55	LBD
Dichlorodifluoromethane (Freon 12)	ND	0.50	µg/L	1		SW-846 8260C-D	7/1/20	7/1/20 9:55	LBD
1,1-Dichloroethane	ND	0.50	µg/L	1		SW-846 8260C-D	7/1/20	7/1/20 9:55	LBD
1,2-Dichloroethane	ND	0.50	µg/L	1		SW-846 8260C-D	7/1/20	7/1/20 9:55	LBD
1,1-Dichloroethylene	ND	0.50	µg/L	1		SW-846 8260C-D	7/1/20	7/1/20 9:55	LBD
cis-1,2-Dichloroethylene	ND	0.50	µg/L	1		SW-846 8260C-D	7/1/20	7/1/20 9:55	LBD
trans-1,2-Dichloroethylene	ND	1.0	µg/L	1		SW-846 8260C-D	7/1/20	7/1/20 9:55	LBD
1,2-Dichloropropane	ND	0.50	µg/L	1		SW-846 8260C-D	7/1/20	7/1/20 9:55	LBD
1,3-Dichloropropane	ND	0.50	µg/L	1		SW-846 8260C-D	7/1/20	7/1/20 9:55	LBD
2,2-Dichloropropane	ND	0.50	µg/L	1		SW-846 8260C-D	7/1/20	7/1/20 9:55	LBD
1,1-Dichloropropene	ND	0.50	µg/L	1		SW-846 8260C-D	7/1/20	7/1/20 9:55	LBD
cis-1,3-Dichloropropene	ND	0.50	µg/L	1		SW-846 8260C-D	7/1/20	7/1/20 9:55	LBD
trans-1,3-Dichloropropene	ND	0.50	µg/L	1		SW-846 8260C-D	7/1/20	7/1/20 9:55	LBD
Ethylbenzene	ND	0.50	µg/L	1		SW-846 8260C-D	7/1/20	7/1/20 9:55	LBD
Hexachlorobutadiene	ND	0.60	µg/L	1		SW-846 8260C-D	7/1/20	7/1/20 9:55	LBD
2-Hexanone (MBK)	ND	5.0	µg/L	1		SW-846 8260C-D	7/1/20	7/1/20 9:55	LBD
Isopropylbenzene (Cumene)	ND	0.50	µg/L	1		SW-846 8260C-D	7/1/20	7/1/20 9:55	LBD
p-Isopropyltoluene (p-Cymene)	ND	0.50	µg/L	1		SW-846 8260C-D	7/1/20	7/1/20 9:55	LBD

con-test® ANALYTICAL LABORATORY
39 Spruce Street * East Longmeadow, MA 01028 * FAX 413/525-6405 * TEL. 413/525-2332

Project Location: Simsbury, CT | Sample Description: | Work Order: 20F1463

Date Received: 6/30/2020

Field Sample #: Trip Blank | Sampled: 6/30/2020 00:00

Sample ID: 20F1463-03

Sample Matrix: Trip Blank Water

Volatile Organic Compounds by GC/MS

Analyte	Results	RL	Units	Dilution	Flag/Qual	Method	Date Prepared	Date/Time Analyzed	Analyst
Methyl tert-Butyl Ether (MTBE)	ND	0.50	µg/L	1		SW-846 8260C-D	7/1/20	7/1/20 9:55	LBD
Methylene Chloride	ND	5.0	µg/L	1		SW-846 8260C-D	7/1/20	7/1/20 9:55	LBD
4-Methyl-2-pentanone (MIBK)	ND	5.0	µg/L	1		SW-846 8260C-D	7/1/20	7/1/20 9:55	LBD
Naphthalene	ND	2.0	µg/L	1		SW-846 8260C-D	7/1/20	7/1/20 9:55	LBD
n-Propylbenzene	ND	1.0	µg/L	1		SW-846 8260C-D	7/1/20	7/1/20 9:55	LBD
Styrene	ND	1.0	µg/L	1		SW-846 8260C-D	7/1/20	7/1/20 9:55	LBD
1,1,1,2-Tetrachloroethane	ND	0.50	µg/L	1		SW-846 8260C-D	7/1/20	7/1/20 9:55	LBD
1,1,2,2-Tetrachloroethane	ND	0.50	µg/L	1		SW-846 8260C-D	7/1/20	7/1/20 9:55	LBD
Tetrachloroethylene	ND	1.0	µg/L	1		SW-846 8260C-D	7/1/20	7/1/20 9:55	LBD
Tetrahydrofuran	ND	10	µg/L	1		SW-846 8260C-D	7/1/20	7/1/20 9:55	LBD
Toluene	ND	1.0	µg/L	1		SW-846 8260C-D	7/1/20	7/1/20 9:55	LBD
1,2,3-Trichlorobenzene	ND	1.0	µg/L	1		SW-846 8260C-D	7/1/20	7/1/20 9:55	LBD
1,2,4-Trichlorobenzene	ND	0.50	µg/L	1		SW-846 8260C-D	7/1/20	7/1/20 9:55	LBD
1,1,1-Trichloroethane	ND	0.50	µg/L	1		SW-846 8260C-D	7/1/20	7/1/20 9:55	LBD
1,1,2-Trichloroethane	ND	0.50	µg/L	1		SW-846 8260C-D	7/1/20	7/1/20 9:55	LBD
Trichloroethylene	ND	1.0	µg/L	1		SW-846 8260C-D	7/1/20	7/1/20 9:55	LBD
Trichlorofluoromethane (Freon 11)	ND	2.0	µg/L	1		SW-846 8260C-D	7/1/20	7/1/20 9:55	LBD
1,2,3-Trichloropropane	ND	0.50	µg/L	1		SW-846 8260C-D	7/1/20	7/1/20 9:55	LBD
1,1,2-Trichloro-1,2,2-trifluoroethane (Freon 113)	ND	0.50	µg/L	1		SW-846 8260C-D	7/1/20	7/1/20 9:55	LBD
1,2,4-Trimethylbenzene	ND	0.50	µg/L	1		SW-846 8260C-D	7/1/20	7/1/20 9:55	LBD
1,3,5-Trimethylbenzene	ND	0.50	µg/L	1		SW-846 8260C-D	7/1/20	7/1/20 9:55	LBD
Vinyl Chloride	ND	1.0	µg/L	1		SW-846 8260C-D	7/1/20	7/1/20 9:55	LBD
m+p Xylene	ND	2.0	µg/L	1		SW-846 8260C-D	7/1/20	7/1/20 9:55	LBD
o-Xylene	ND	1.0	µg/L	1		SW-846 8260C-D	7/1/20	7/1/20 9:55	LBD

Surrogates	% Recovery	Recovery Limits	Flag/Qual	
1,2-Dichloroethane-d4	97.7	70-130		7/1/20 9:55
Toluene-d8	99.8	70-130		7/1/20 9:55
4-Bromofluorobenzene	95.8	70-130		7/1/20 9:55

con-test® ANALYTICAL LABORATORY
39 Spruce Street * East Longmeadow, MA 01028 * FAX 413/525-6405 * TEL. 413/525-2332

Sample Extraction Data

Prep Method: SW-846 3510C **Analytical Method: CTDEP ETPH**

Lab Number [Field ID]	Batch	Initial [mL]	Final [mL]	Date
20F1463-01 [MW-101]	B261271	1000	1.00	07/03/20
20F1463-02 [MW-6]	B261271	1000	1.00	07/03/20

Prep Method: SW-846 3510C **Analytical Method: SW-846 8015C**

Lab Number [Field ID]	Batch	Initial [mL]	Final [mL]	Date
20F1463-02 [MW-6]	B261271	1000	1.00	07/03/20

Prep Method: SW-846 5030B **Analytical Method: SW-846 8260C-D**

Lab Number [Field ID]	Batch	Initial [mL]	Final [mL]	Date
20F1463-01 [MW-101]	B261119	5	5.00	07/01/20
20F1463-03 [Trip Blank]	B261119	5	5.00	07/01/20

con-test® ANALYTICAL LABORATORY
39 Spruce Street * East Longmeadow, MA 01028 * FAX 413/525-6405 * TEL. 413/525-2332

QUALITY CONTROL

Volatile Organic Compounds by GC/MS - Quality Control

Analyte	Result	Reporting Limit	Units	Spike Level	Source Result	%REC	%REC Limits	RPD	RPD Limit	Notes
Batch B261119 - SW-846 5030B										
Blank (B261119-BLK1)				Prepared & Analyzed: 07/01/20						
Acetone	ND	10	µg/L							
Acrylonitrile	ND	2.0	µg/L							
Benzene	ND	0.50	µg/L							
Bromobenzene	ND	0.50	µg/L							
Bromodichloromethane	ND	0.50	µg/L							
Bromoform	ND	0.50	µg/L							
Bromomethane	ND	2.0	µg/L							V-34
2-Butanone (MEK)	ND	5.0	µg/L							
n-Butylbenzene	ND	1.0	µg/L							
sec-Butylbenzene	ND	1.0	µg/L							
tert-Butylbenzene	ND	1.0	µg/L							
Carbon Disulfide	ND	5.0	µg/L							
Carbon Tetrachloride	ND	0.50	µg/L							
Chlorobenzene	ND	0.50	µg/L							
Chlorodibromomethane	ND	0.50	µg/L							
Chloroethane	ND	0.50	µg/L							
Chloroform	ND	0.50	µg/L							
Chloromethane	ND	0.60	µg/L							V-05, V-34
2-Chlorotoluene	ND	0.50	µg/L							
4-Chlorotoluene	ND	0.50	µg/L							
1,2-Dibromo-3-chloropropane (DBCP)	ND	1.0	µg/L							
1,2-Dibromoethane (EDB)	ND	0.50	µg/L							
Dibromomethane	ND	0.50	µg/L							
1,2-Dichlorobenzene	ND	0.50	µg/L							
1,3-Dichlorobenzene	ND	0.50	µg/L							
1,4-Dichlorobenzene	ND	0.50	µg/L							
trans-1,4-Dichloro-2-butene	ND	2.0	µg/L							L-03, V-05
Dichlorodifluoromethane (Freon 12)	ND	0.50	µg/L							
1,1-Dichloroethane	ND	0.50	µg/L							
1,2-Dichloroethane	ND	0.50	µg/L							
1,1-Dichloroethylene	ND	0.50	µg/L							
cis-1,2-Dichloroethylene	ND	0.50	µg/L							
trans-1,2-Dichloroethylene	ND	1.0	µg/L							
1,2-Dichloropropane	ND	0.50	µg/L							
1,3-Dichloropropane	ND	0.50	µg/L							
2,2-Dichloropropane	ND	0.50	µg/L							
1,1-Dichloropropene	ND	0.50	µg/L							
cis-1,3-Dichloropropene	ND	0.50	µg/L							
trans-1,3-Dichloropropene	ND	0.50	µg/L							
Ethylbenzene	ND	0.50	µg/L							
Hexachlorobutadiene	ND	0.60	µg/L							
2-Hexanone (MBK)	ND	5.0	µg/L							
Isopropylbenzene (Cumene)	ND	0.50	µg/L							
p-Isopropyltoluene (p-Cymene)	ND	0.50	µg/L							
Methyl tert-Butyl Ether (MTBE)	ND	0.50	µg/L							
Methylene Chloride	ND	5.0	µg/L							
4-Methyl-2-pentanone (MIBK)	ND	5.0	µg/L							
Naphthalene	ND	2.0	µg/L							
n-Propylbenzene	ND	1.0	µg/L							
Styrene	ND	1.0	µg/L							
1,1,1,2-Tetrachloroethane	ND	0.50	µg/L							
1,1,2,2-Tetrachloroethane	ND	0.50	µg/L							

con-test® ANALYTICAL LABORATORY
39 Spruce Street * East Longmeadow, MA 01028 * FAX 413/525-6405 * TEL. 413/525-2332

QUALITY CONTROL

Volatile Organic Compounds by GC/MS - Quality Control

Analyte	Result	Reporting Limit	Units	Spike Level	Source Result	%REC		%REC Limits	RPD	RPD Limit	Notes
Batch B261119 - SW-846 5030B											
Blank (B261119-BLK1)				Prepared & Analyzed: 07/01/20							
Tetrachloroethylene	ND	1.0	µg/L								
Tetrahydrofuran	ND	10	µg/L								
Toluene	ND	1.0	µg/L								
1,2,3-Trichlorobenzene	ND	1.0	µg/L								
1,2,4-Trichlorobenzene	ND	0.50	µg/L								
1,1,1-Trichloroethane	ND	0.50	µg/L								
1,1,2-Trichloroethane	ND	0.50	µg/L								
Trichloroethylene	ND	1.0	µg/L								
Trichlorofluoromethane (Freon 11)	ND	2.0	µg/L								
1,2,3-Trichloropropane	ND	0.50	µg/L								
1,1,2-Trichloro-1,2,2-trifluoroethane (Freon 113)	ND	0.50	µg/L								
1,2,4-Trimethylbenzene	ND	0.50	µg/L								
1,3,5-Trimethylbenzene	ND	0.50	µg/L								
Vinyl Chloride	ND	1.0	µg/L								
m+p Xylene	ND	2.0	µg/L								
o-Xylene	ND	1.0	µg/L								
Surrogate: 1,2-Dichloroethane-d4	*24.9*		µg/L	25.0		99.6		70-130			
Surrogate: Toluene-d8	*25.1*		µg/L	25.0		101		70-130			
Surrogate: 4-Bromofluorobenzene	*23.8*		µg/L	25.0		95.3		70-130			
LCS (B261119-BS1)				Prepared & Analyzed: 07/01/20							
Acetone	98.6	10	µg/L	100		98.6		40-160			
Acrylonitrile	9.41	2.0	µg/L	10.0		94.1		70-130			
Benzene	9.25	0.50	µg/L	10.0		92.5		70-130			
Bromobenzene	10.1	0.50	µg/L	10.0		101		70-130			
Bromodichloromethane	10.4	0.50	µg/L	10.0		104		70-130			
Bromoform	9.29	0.50	µg/L	10.0		92.9		70-130			
Bromomethane	12.1	2.0	µg/L	10.0		121		40-160			V-34
2-Butanone (MEK)	92.6	5.0	µg/L	100		92.6		40-160			
n-Butylbenzene	10.1	1.0	µg/L	10.0		101		70-130			
sec-Butylbenzene	9.93	1.0	µg/L	10.0		99.3		70-130			
tert-Butylbenzene	10.6	1.0	µg/L	10.0		106		70-130			
Carbon Disulfide	94.1	5.0	µg/L	100		94.1		70-130			
Carbon Tetrachloride	9.07	0.50	µg/L	10.0		90.7		70-130			
Chlorobenzene	9.91	0.50	µg/L	10.0		99.1		70-130			
Chlorodibromomethane	10.3	0.50	µg/L	10.0		103		40-160			
Chloroethane	9.61	0.50	µg/L	10.0		96.1		70-130			
Chloroform	9.72	0.50	µg/L	10.0		97.2		70-130			
Chloromethane	7.00	0.60	µg/L	10.0		70.0		40-160			V-05, V-34
2-Chlorotoluene	9.75	0.50	µg/L	10.0		97.5		70-130			
4-Chlorotoluene	10.0	0.50	µg/L	10.0		100		70-130			
1,2-Dibromo-3-chloropropane (DBCP)	9.44	1.0	µg/L	10.0		94.4		70-130			
1,2-Dibromoethane (EDB)	10.7	0.50	µg/L	10.0		107		70-130			
Dibromomethane	10.6	0.50	µg/L	10.0		106		70-130			
1,2-Dichlorobenzene	10.3	0.50	µg/L	10.0		103		70-130			
1,3-Dichlorobenzene	10.2	0.50	µg/L	10.0		102		70-130			
1,4-Dichlorobenzene	10.2	0.50	µg/L	10.0		102		70-130			
trans-1,4-Dichloro-2-butene	6.73	2.0	µg/L	10.0		**67.3**	*	70-130			L-03, V-05
Dichlorodifluoromethane (Freon 12)	10.1	0.50	µg/L	10.0		101		40-160			
1,1-Dichloroethane	9.58	0.50	µg/L	10.0		95.8		70-130			
1,2-Dichloroethane	11.4	0.50	µg/L	10.0		114		70-130			
1,1-Dichloroethylene	9.89	0.50	µg/L	10.0		98.9		70-130			

con-test® ANALYTICAL LABORATORY
39 Spruce Street * East Longmeadow, MA 01028 * FAX 413/525-6405 * TEL. 413/525-2332

QUALITY CONTROL

Volatile Organic Compounds by GC/MS - Quality Control

Analyte	Result	Reporting Limit	Units	Spike Level	Source Result	%REC	%REC Limits	RPD	RPD Limit	Notes
Batch B261119 - SW-846 5030B										
LCS (B261119-BS1)				Prepared & Analyzed: 07/01/20						
cis-1,2-Dichloroethylene	10.2	0.50	µg/L	10.0		102	70-130			
trans-1,2-Dichloroethylene	9.99	1.0	µg/L	10.0		99.9	70-130			
1,2-Dichloropropane	10.5	0.50	µg/L	10.0		105	70-130			
1,3-Dichloropropane	10.4	0.50	µg/L	10.0		104	70-130			
2,2-Dichloropropane	9.60	0.50	µg/L	10.0		96.0	70-130			
1,1-Dichloropropene	9.68	0.50	µg/L	10.0		96.8	70-130			
cis-1,3-Dichloropropene	10.2	0.50	µg/L	10.0		102	70-130			
trans-1,3-Dichloropropene	9.77	0.50	µg/L	10.0		97.7	70-130			
Ethylbenzene	9.77	0.50	µg/L	10.0		97.7	70-130			
Hexachlorobutadiene	12.1	0.60	µg/L	10.0		121	40-160			V-20
2-Hexanone (MBK)	103	5.0	µg/L	100		103	70-130			
Isopropylbenzene (Cumene)	9.81	0.50	µg/L	10.0		98.1	70-130			
p-Isopropyltoluene (p-Cymene)	10.6	0.50	µg/L	10.0		106	70-130			
Methyl tert-Butyl Ether (MTBE)	9.24	0.50	µg/L	10.0		92.4	70-130			
Methylene Chloride	9.62	5.0	µg/L	10.0		96.2	70-130			
4-Methyl-2-pentanone (MIBK)	104	5.0	µg/L	100		104	40-160			
Naphthalene	9.09	2.0	µg/L	10.0		90.9	70-130			
n-Propylbenzene	9.77	1.0	µg/L	10.0		97.7	70-130			
Styrene	9.68	1.0	µg/L	10.0		96.8	70-130			
1,1,1,2-Tetrachloroethane	9.93	0.50	µg/L	10.0		99.3	70-130			
1,1,2,2-Tetrachloroethane	9.77	0.50	µg/L	10.0		97.7	70-130			
Tetrachloroethylene	11.3	1.0	µg/L	10.0		113	70-130			
Tetrahydrofuran	9.12	10	µg/L	10.0		91.2	70-130			
Toluene	9.88	1.0	µg/L	10.0		98.8	70-130			
1,2,3-Trichlorobenzene	10.1	1.0	µg/L	10.0		101	70-130			
1,2,4-Trichlorobenzene	10.7	0.50	µg/L	10.0		107	70-130			
1,1,1-Trichloroethane	10.1	0.50	µg/L	10.0		101	70-130			
1,1,2-Trichloroethane	10.4	0.50	µg/L	10.0		104	70-130			
Trichloroethylene	11.0	1.0	µg/L	10.0		110	70-130			
Trichlorofluoromethane (Freon 11)	9.66	2.0	µg/L	10.0		96.6	40-160			
1,2,3-Trichloropropane	10.8	0.50	µg/L	10.0		108	70-130			
1,1,2-Trichloro-1,2,2-trifluoroethane (Freon 113)	9.98	0.50	µg/L	10.0		99.8	70-130			
1,2,4-Trimethylbenzene	10.1	0.50	µg/L	10.0		101	70-130			
1,3,5-Trimethylbenzene	9.96	0.50	µg/L	10.0		99.6	70-130			
Vinyl Chloride	9.39	1.0	µg/L	10.0		93.9	70-130			
m+p Xylene	20.1	2.0	µg/L	20.0		100	70-130			
o-Xylene	9.86	1.0	µg/L	10.0		98.6	70-130			
Surrogate: 1,2-Dichloroethane-d4	*24.7*		µg/L	25.0		98.8	70-130			
Surrogate: Toluene-d8	*25.2*		µg/L	25.0		101	70-130			
Surrogate: 4-Bromofluorobenzene	*24.2*		µg/L	25.0		96.7	70-130			

con-test® ANALYTICAL LABORATORY
39 Spruce Street * East Longmeadow, MA 01028 * FAX 413/525-6405 * TEL. 413/525-2332

QUALITY CONTROL

Petroleum Hydrocarbons Analyses - Quality Control

Analyte	Result	Reporting Limit	Units	Spike Level	Source Result	%REC	%REC Limits	RPD	RPD Limit	Notes
Batch B261271 - SW-846 3510C										
Blank (B261271-BLK1)				Prepared: 07/03/20 Analyzed: 07/06/20						
CT ETPH	ND	0.15	mg/L							
TPH (C9-C36)	ND	0.20	mg/L							
Surrogate: 2-Fluorobiphenyl	*0.0560*		mg/L	0.100		56.0	50-150			
Surrogate: 2-Fluorobiphenyl	*0.0560*		mg/L	0.100		56.0	40-140			
LCS (B261271-BS1)				Prepared: 07/03/20 Analyzed: 07/06/20						
CT ETPH	0.656	0.15	mg/L	1.00		65.6	60-120			
TPH (C9-C36)	0.682	0.20	mg/L	1.00		68.2	40-140			
Surrogate: 2-Fluorobiphenyl	*0.0651*		mg/L	0.100		65.1	40-140			
Surrogate: 2-Fluorobiphenyl	*0.0651*		mg/L	0.100		65.1	50-150			
LCS Dup (B261271-BSD1)				Prepared: 07/03/20 Analyzed: 07/06/20						
CT ETPH	0.620	0.15	mg/L	1.00		62.0	60-120	5.74	30	
TPH (C9-C36)	0.643	0.20	mg/L	1.00		64.3	40-140	5.75	25	
Surrogate: 2-Fluorobiphenyl	*0.0589*		mg/L	0.100		58.9	50-150			
Surrogate: 2-Fluorobiphenyl	*0.0589*		mg/L	0.100		58.9	40-140			

con-test® ANALYTICAL LABORATORY
39 Spruce Street * East Longmeadow, MA 01028 * FAX 413/525-6405 * TEL. 413/525-2332

FLAG/QUALIFIER SUMMARY

*	QC result is outside of established limits.
†	Wide recovery limits established for difficult compound.
‡	Wide RPD limits established for difficult compound.
#	Data exceeded client recommended or regulatory level
ND	Not Detected
RL	Reporting Limit is at the level of quantitation (LOQ)
DL	Detection Limit is the lower limit of detection determined by the MDL study
MCL	Maximum Contaminant Level
	Percent recoveries and relative percent differences (RPDs) are determined by the software using values in the calculation which have not been rounded.
	No results have been blank subtracted unless specified in the case narrative section.

L-03	Laboratory fortified blank/laboratory control sample recovery is outside of control limits. Reported value for this compound is likely to be biased on the low side.
V-05	Continuing calibration verification (CCV) did not meet method specifications and was biased on the low side for this compound.
V-20	Continuing calibration verification (CCV) did not meet method specifications and was biased on the high side. Data validation is not affected since sample result was "not detected" for this compound.
V-34	Initial calibration verification (ICV) did not meet method specifications and was biased on the low side for this compound. Reported result is estimated.

con-test® ANALYTICAL LABORATORY
39 Spruce Street * East Longmeadow, MA 01028 * FAX 413/525-6405 * TEL. 413/525-2332

CERTIFICATIONS

Certified Analyses included in this Report

Analyte	Certifications
CTDEP ETPH in Soil	
CT ETPH	CT
CTDEP ETPH in Water	
CT ETPH	CT
SW-846 8260C-D in Water	
Acetone	CT,NH,NY,ME
Acrylonitrile	CT,NY,ME
Benzene	CT,NH,NY,ME
Bromobenzene	NY
Bromodichloromethane	CT,NH,NY,ME
Bromoform	CT,NH,NY,ME
Bromomethane	CT,NH,NY,ME
2-Butanone (MEK)	CT,NH,NY,ME
n-Butylbenzene	NY,ME
sec-Butylbenzene	NY,ME
tert-Butylbenzene	NY,ME
Carbon Disulfide	CT,NH,NY,ME
Carbon Tetrachloride	CT,NH,NY,ME
Chlorobenzene	CT,NH,NY,ME
Chlorodibromomethane	CT,NH,NY,ME
Chloroethane	CT,NH,NY,ME
Chloroform	CT,NH,NY,ME
Chloromethane	CT,NH,NY,ME
2-Chlorotoluene	NY,ME
4-Chlorotoluene	NY,ME
1,2-Dibromo-3-chloropropane (DBCP)	NY
1,2-Dibromoethane (EDB)	NY
Dibromomethane	NH,NY,ME
1,2-Dichlorobenzene	CT,NY,ME
1,3-Dichlorobenzene	CT,NH,NY,ME
1,4-Dichlorobenzene	CT,NH,NY,ME
trans-1,4-Dichloro-2-butene	NH,NY,ME
Dichlorodifluoromethane (Freon 12)	NH,NY,ME
1,1-Dichloroethane	CT,NH,NY,ME
1,2-Dichloroethane	CT,NH,NY,ME
1,1-Dichloroethylene	CT,NH,NY,ME
cis-1,2-Dichloroethylene	NY,ME
trans-1,2-Dichloroethylene	CT,NH,NY,ME
1,2-Dichloropropane	CT,NH,NY,ME
1,3-Dichloropropane	NY,ME
2,2-Dichloropropane	NH,NY,ME
1,1-Dichloropropene	NH,NY,ME
cis-1,3-Dichloropropene	CT,NH,NY,ME
trans-1,3-Dichloropropene	CT,NH,NY,ME
Ethylbenzene	CT,NH,NY,ME
Hexachlorobutadiene	CT,NH,NY,ME
2-Hexanone (MBK)	CT,NH,NY,ME

con-test® ANALYTICAL LABORATORY
39 Spruce Street * East Longmeadow, MA 01028 * FAX 413/525-6405 * TEL. 413/525-2332

CERTIFICATIONS

Certified Analyses included in this Report

Analyte	Certifications
SW-846 8260C-D in Water	
Isopropylbenzene (Cumene)	NY,ME
p-Isopropyltoluene (p-Cymene)	CT,NH,NY,ME
Methyl tert-Butyl Ether (MTBE)	CT,NH,NY,ME
Methylene Chloride	CT,NH,NY,ME
4-Methyl-2-pentanone (MIBK)	CT,NH,NY,ME
Naphthalene	NH,NY,ME
n-Propylbenzene	CT,NH,NY,ME
Styrene	CT,NH,NY,ME
1,1,1,2-Tetrachloroethane	CT,NH,NY,ME
1,1,2,2-Tetrachloroethane	CT,NH,NY,ME
Tetrachloroethylene	CT,NH,NY,ME
Toluene	CT,NH,NY,ME
1,2,3-Trichlorobenzene	NH,NY,ME
1,2,4-Trichlorobenzene	CT,NH,NY,ME
1,1,1-Trichloroethane	CT,NH,NY,ME
1,1,2-Trichloroethane	CT,NH,NY,ME
Trichloroethylene	CT,NH,NY,ME
Trichlorofluoromethane (Freon 11)	CT,NH,NY,ME
1,2,3-Trichloropropane	NH,NY,ME
1,1,2-Trichloro-1,2,2-trifluoroethane (Freon 113)	NY
1,2,4-Trimethylbenzene	NY,ME
1,3,5-Trimethylbenzene	NY,ME
Vinyl Chloride	CT,NH,NY,ME
m+p Xylene	NH,NY,ME
o-Xylene	NH,NY,ME

The CON-TEST Environmental Laboratory operates under the following certifications and accreditations:

Code	Description	Number	Expires
AIHA	AIHA-LAP, LLC - ISO17025:2017	100033	03/1/2022
MA	Massachusetts DEP	M-MA100	06/30/2021
CT	Connecticut Department of Publilc Health	PH-0567	09/30/2021
NY	New York State Department of Health	10899 NELAP	04/1/2021
NH-S	New Hampshire Environmental Lab	2516 NELAP	02/5/2021
RI	Rhode Island Department of Health	LAO00112	12/30/2020
NC	North Carolina Div. of Water Quality	652	12/31/2020
NJ	New Jersey DEP	MA007 NELAP	06/30/2021
FL	Florida Department of Health	E871027 NELAP	06/30/2021
VT	Vermont Department of Health Lead Laboratory	LL015036	07/30/2021
ME	State of Maine	2011028	06/9/2021
VA	Commonwealth of Virginia	460217	12/14/2020
NH-P	New Hampshire Environmental Lab	2557 NELAP	09/6/2020
VT-DW	Vermont Department of Health Drinking Water	VT-255716	06/12/2021
NC-DW	North Carolina Department of Health	25703	07/31/2020
PA	Commonwealth of Pennsylvania DEP	68-05812	06/30/2021

2OF1463

con-test® ANALYTICAL LABORATORY

Phone: 413-525-2332
Fax: 413-525-6405
Email: info@contestlabs.com

http://www.contestlabs.com

Doc # 381 Rev 0 5 8 2015

CHAIN OF CUSTODY RECORD

39 Spruce Street
East Longmeadow, MA 01028

Page 1 of 1

Company Name:	Weston & Sampson - (for Eversource Energy)
Address:	273 Dividend Road, Rocky Hill, CT 06067
Phone:	(860) 513-1473
Project Name:	Simsbury AWC
Project Location:	Simsbury, CT
Project Number:	Client PO = 10908492
Project Manager:	Jeff Willson
Con-Test Bid:	n/a
Invoice Recipient:	Weston & Sampson (Jeff Willson)
Sampled By:	Will Sirotnak

Requested Turnaround Time
7-Day ☐ 10-Day ☐
Other: ☐ 5-7 Bus. Days ☑

Rush-Approval Required
1-Day ☐ 3-Day ☐
2-Day ☐ 4-Day ☐

Data Delivery
Format: PDF ☑ EXCEL ☑
Other:
Enhanced Data Package Required: ☐
Email To: yellenl@wseinc.com
Fax To #: willsonj@wseinc.com

ANALYSIS REQUESTED

Con-Test Work Order#	Client Sample ID / Description	Beginning Date/Time	Ending Date/Time	Composite	Grab	[1]Matrix Code	Conc Code	VOCs (8260)	PAHs *1	CT ETPH	ETPH Fingerprint	# of Containers
								V	A	A	A	[2] Preservation Code
1	MW-101	6/30/20	930		X	GW	U	X		X		3 H
2	MW-6	6/30/20	1015		X	GW	U			X	X	2 I
3	Trip Blanks	6/30/20	—					X				2 I

[2] Preservation Codes: H, I

Comments: (1) Please bill Weston & Sampson directly.

*1 - Run all PAH samples using SIM method at low detection limits. Eversource PO# 10908492

Per client call - run both ETPH and TPH8015 fingerprint on -02 7/2/2020 mmk

[3] Container Codes: A, V

Dissolved Metals Samples
○ Field Filtered
○ Lab to Filter

Orthophosphate Samples
○ Field Filtered
○ Lab to Filter

[1] Matrix Codes:
GW = Ground Water
WW = Waste Water
DW = Drinking Water
A = Air
S = Soil/Solid
SL = Sludge
O = Other (please define)

[2] Preservation Codes:
I = Iced
H = HCL
M = Methanol
N = Nitric Acid
S = Sulfuric Acid
B = Sodium Bisulfate
X = Sodium Hydroxide
T = Sodium Thiosulfate
O = Other (please define)

[3] Container Codes:
A = Amber Glass
G = Glass
P = Plastic
ST = Sterile
V = Vial
S = Summa Canister
T = Tedlar Bag
O = Other (please define)

Relinquished by: (signature)		Date/Time: 6/30/20
Received by: (signature)		Date/Time: 6/30/20 1:10
Relinquished by: (signature)		Date/Time: 6/30/20 5:00
Received by: (signature)		Date/Time: 6/30/2020 17:20
Relinquished by: (signature)		Date/Time: 6/30/2020 1840
Received by: (signature)		Date/Time: 6/30/20 1840

Detection Limit Requirements
MA
CT — CTDEEP RSRs (includes RES DEC & GA PMC)
Other:

Program Information
○ MCP Analytical Certification Form Required
● RCP Analysis Certification Form Required
○ MA State DW Form Required
PWSID # _____

NELAC and AIHA-LAP, LLC Accredited

TURNAROUND TIME (BUSINESS DAYS) STARTS AT 9:00 AM THE DAY AFTER SAMPLE RECEIPT UNLESS THERE ARE QUESTIONS ON THIS CHAIN. IF THIS FORM IS NOT FILLED OUT COMPLETELY OR IS INCORRECT, TURNAROUND TIME CANNOT START UNTIL ALL QUESTIONS HAVE BEEN ANSWERED.

PLEASE BE CAREFUL NOT TO CONTAMINATE THIS DOCUMENT

Table of Contents

I Have Not Confirmed Sample Container Numbers With Lab Staff Before Relinquishing Over Samples_____

con-test® ANALYTICAL LABORATORY

Doc# 277 Rev 5 2017

Login Sample Receipt Checklist - (Rejection Criteria Listing - Using Acceptance Policy) Any False Statement will be brought to the attention of the Client - State True or False

Client Wands

Received By cm Date 6/30/20 Time 1840

How were the samples received? In Cooler T No Cooler _____ On Ice T No Ice _____

Direct from Sampling _____ Ambient _____ Melted Ice _____

Were samples within Temperature? 2-6°C T By Gun # 2 Actual Temp - 4.4

By Blank # _____ Actual Temp - _____

Was Custody Seal Intact? N/A Were Samples Tampered with? N/A

Was COC Relinquished ? T Does Chain Agree With Samples? T

Are there broken/leaking/loose caps on any samples? F

Is COC in ink/ Legible? T Were samples received within holding time? T

Did COC include all pertinent Information? Client T Analysis T Sampler Name T

Project T ID's T Collection Dates/Times T

Are Sample labels filled out and legible? T

Are there Lab to Filters? F Who was notified? _____

Are there Rushes? F Who was notified? _____

Are there Short Holds? F Who was notified? _____

Is there enough Volume? T

Is there Headspace where applicable? F MS/MSD? F

Proper Media/Containers Used? T Is splitting samples required? F

Were trip blanks received? T On COC? T

Do all samples have the proper pH? N/p Acid _____ Base _____

Vials	#	Containers:	#		#		#
Unp-		1 Liter Amb.	6	1 Liter Plastic		16 oz Amb.	
HCL-	5	500 mL Amb.		500 mL Plastic		8oz Amb/Clear	
Meoh-		250 mL Amb.		250 mL Plastic		4oz Amb/Clear	
Bisulfate-		Flashpoint		Col./Bacteria		2oz Amb/Clear	
DI-		Other Glass		Other Plastic		Encore	
Thiosulfate-		SOC Kit		Plastic Bag		Frozen:	
Sulfuric-		Perchlorate		Ziplock			

Unused Media

Vials	#	Containers:	#		#		#
Unp-		1 Liter Amb.		1 Liter Plastic		16 oz Amb.	
HCL-		500 mL Amb.		500 mL Plastic		8oz Amb/Clear	
Meoh-		250 mL Amb.		250 mL Plastic		4oz Amb/Clear	
Bisulfate-		Col./Bacteria		Flashpoint		2oz Amb/Clear	
DI-		Other Plastic		Other Glass		Encore	
Thiosulfate-		SOC Kit		Plastic Bag		Frozen:	
Sulfuric-		Perchlorate		Ziplock			

Comments:

C:\MSDCHEM\2\DATA\B070220\B0702112.D

CT ETPH Discrimination Check

Data File Name B0702112.D
Data File Path C:\MSDCHEM\2\DATA\B070220\
Operator RDD
Date Acquired 7/7/1920 6:20
Acq. Method File EPH04.M
Sample Name ETPH 1500
Instrument Name GCFID2

Name	Ret Time	Target Response	Average Response	*%D+/-20
n-Nonane	1.66	9208988	10457679	12
n-Decane	2.30	9569906	10457679	8
n-Dodecane	3.25	9932349	10457679	5
n-Tetradecane	3.96	10222396	10457679	2
n-Hexadecane	4.58	10468633	10457679	0
n-Octadecane	5.13	10764605	10457679	-3
n-Eicosane	5.75	10852686	10457679	-4
n-Docosane	6.51	10960160	10457679	-5
n-Tetracosane	7.35	11076432	10457679	-6
n-Hexacosane	8.15	11049832	10457679	-6
n-Octacosane	8.89	11074166	10457679	-6
n-Triacontane	9.58	10873242	10457679	-4
n-Dotriacontane	10.21	10492567	10457679	0
n-Tetratriacontane	10.81	10329660	10457679	1
n-Hexatriacontane	11.41	9989562	10457679	4

Samples

20F1463-02
20F1463-01

*One compound allowed %D</=50

REASONABLE CONFIDENCE PROTOCOL
LABORATORY ANALYSIS QA/QC CERTIFICATION FORM

Laboratory Name: Con-Test Analytical Laboratory

Client: Weston & Sampson

Project Location: Simsbury, CT

Project Number: 20F1463

Laboratory Sample ID(s):
20F1463-01 thru 20F1463-03

Sample Date(s):
06/30/2020

List RCP Methods Used:
CTDEP ETPH, SW-846 8260C-D

1	For each analytical method referenced in this laboratory report package, were all specified QA/QC performance criteria followed, including the requirement to explain any criteria falling outside of acceptable guidelines, as specified in the CTDEP method-specific Reasonable Confidence Protocol documents?	☑ Yes ☐ No
1A	Were the method specified preservation and holding time requirements met?	☑ Yes ☐ No
1B	VPH and EPH Methods only: Was the VPH and EPH method conducted without significant modifications (see Section 11.3 of respective RCP methods)?	☐ Yes ☐ No ☑ N/A
2	Were all samples received by the laboratory in a condition consistent with that described on the associated chain-of-custody document(s)?	☑ Yes ☐ No
3	Were samples received at an appropriate temperature (< 6 degrees C.)?	☑ Yes ☐ No ☐ N/A
4	Were all QA/QC performance criteria specified in the CTDEP Reasonable Confidence Protocol documents achieved?	☐ Yes ☑ No
5A	Were reporting limits specified or referenced on the chain-of-custody?	☑ Yes ☐ No
5B	Were these reporting limits met?	☐ Yes ☑ No
6	For each analytical method referenced in this laboratory report package, were results reported for all constituents identified in the method-specific analyte lists presented in the Reasonable Confidence Protocol documents?	☑ Yes ☐ No
7	Are project-specific matrix spikes and laboratory duplicates included in this data set?	☐ Yes ☑ No

Notes: For all questions to which the response was "No" (with the exception of question #7), additional information must be provided in an attached narrative. If the answer to question #1, #1A, or #1B is "No", the data package does not meet the requirements for "Reasonable Confidence."
This form may not be altered and all questions must be answered.

Lisa A. Worthington

I, the undersigned, attest under the pains and penalties of perjury that, to the best of my knowledge and belief and based upon my personal inquiry of those responsible for providing the information contained in this analytical report, such information is accurate and complete.

Authorized Signature: Lisa Worthington **Position:** **Technical Representative**

Printed Name: **Lisa A. Worthington** **Date:** **07/07/20**

Name of Laboratory: **Con-Test Analytical Laboratory**

This certification form is to be used for RCP methods only.

Groundwater Laboratory Analytical Data

September 2020

con-test® ANALYTICAL LABORATORY
39 Spruce Street * East Longmeadow, MA 01028 * FAX 413/525-6405 * TEL. 413/525-2332

October 1, 2020

Jeff Willson
Weston & Sampson
273 Dividend Road
Rocky Hill, CT 06067

Project Location: Simsbury, CT
Client Job Number:
Project Number: 2180209 Phase R
Laboratory Work Order Number: 20I1305

Enclosed are results of analyses for samples received by the laboratory on September 24, 2020. If you have any questions concerning this report, please feel free to contact me.

Sincerely,



Michelle M. Koch
Project Manager

Table of Contents

Sample Summary 3
Case Narrative 4
Sample Results 5
20I1305-01 5
20I1305-02 7
20I1305-03 10
20I1305-04 12
20I1305-06 13
Sample Preparation Information 16
QC Data 17
Volatile Organic Compounds by GC/MS 17
B267284 17
Petroleum Hydrocarbons Analyses 20
B267526 20
Flag/Qualifier Summary 21
Certifications 22
Chain of Custody/Sample Receipt 24

con-test® ANALYTICAL LABORATORY
39 Spruce Street * East Longmeadow, MA 01028 * FAX 413/525-6405 * TEL. 413/525-2332

Weston & Sampson
273 Dividend Road
Rocky Hill, CT 06067
ATTN: Jeff Willson

REPORT DATE: 10/1/2020

PURCHASE ORDER NUMBER: 1103487

PROJECT NUMBER: 2180209 Phase R

ANALYTICAL SUMMARY

WORK ORDER NUMBER: 20I1305

The results of analyses performed on the following samples submitted to the CON-TEST Analytical Laboratory are found in this report.

PROJECT LOCATION: Simsbury, CT

FIELD SAMPLE #	LAB ID:	MATRIX	SAMPLE DESCRIPTION	TEST	SUB LAB
TB-1	20I1305-01	Trip Blank Water		SW-846 8260C-D	
Dup-1	20I1305-02	Water		CTDEP ETPH	
				SW-846 8260C-D	
MW-102	20I1305-03	Water		SW-846 8260C-D	
MW-6	20I1305-04	Water		CTDEP ETPH	
MW-101	20I1305-06	Water		CTDEP ETPH	
				SW-846 8260C-D	

con-test® ANALYTICAL LABORATORY
39 Spruce Street * East Longmeadow, MA 01028 * FAX 413/525-6405 * TEL. 413/525-2332

CASE NARRATIVE SUMMARY

All reported results are within defined laboratory quality control objectives unless listed below or otherwise qualified in this report.

SW-846 8260C-D

Qualifications:

L-17

Compound classified by CT RCP as difficult with acceptable recoveries of 40-160%. Recovery does not meet 70-130% criteria but does meet difficult compound criteria.

Analyte & Samples(s) Qualified:

Bromomethane
B267284-BS1

V-20

Continuing calibration verification (CCV) did not meet method specifications and was biased on the high side. Data validation is not affected since sample result was "not detected" for this compound.

Analyte & Samples(s) Qualified:

Bromomethane
B267284-BS1, S052785-CCV1

Chloromethane
B267284-BS1, S052785-CCV1

The results of analyses reported only relate to samples submitted to the Con-Test Analytical Laboratory for testing.
I certify that the analyses listed above, unless specifically listed as subcontracted, if any, were performed under my direction according to the approved methodologies listed in this document, and that based upon my inquiry of those individuals immediately responsible for obtaining the information, the material contained in this report is, to the best of my knowledge and belief, accurate and complete.

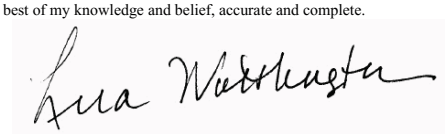

Lisa A. Worthington
Technical Representative

con-test® ANALYTICAL LABORATORY
39 Spruce Street * East Longmeadow, MA 01028 * FAX 413/525-6405 * TEL. 413/525-2332

Project Location: Simsbury, CT | Sample Description: | Work Order: 20I1305

Date Received: 9/24/2020

Field Sample #: TB-1 | Sampled: 9/24/2020 00:00

Sample ID: 20I1305-01

Sample Matrix: Trip Blank Water

Volatile Organic Compounds by GC/MS

Analyte	Results	RL	Units	Dilution	Flag/Qual	Method	Date Prepared	Date/Time Analyzed	Analyst
Acetone	ND	10	µg/L	1		SW-846 8260C-D	9/25/20	9/25/20 12:20	MFF
Acrylonitrile	ND	2.0	µg/L	1		SW-846 8260C-D	9/25/20	9/25/20 12:20	MFF
Benzene	ND	0.50	µg/L	1		SW-846 8260C-D	9/25/20	9/25/20 12:20	MFF
Bromobenzene	ND	0.50	µg/L	1		SW-846 8260C-D	9/25/20	9/25/20 12:20	MFF
Bromodichloromethane	ND	0.50	µg/L	1		SW-846 8260C-D	9/25/20	9/25/20 12:20	MFF
Bromoform	ND	0.50	µg/L	1		SW-846 8260C-D	9/25/20	9/25/20 12:20	MFF
Bromomethane	ND	2.0	µg/L	1		SW-846 8260C-D	9/25/20	9/25/20 12:20	MFF
2-Butanone (MEK)	ND	5.0	µg/L	1		SW-846 8260C-D	9/25/20	9/25/20 12:20	MFF
n-Butylbenzene	ND	1.0	µg/L	1		SW-846 8260C-D	9/25/20	9/25/20 12:20	MFF
sec-Butylbenzene	ND	1.0	µg/L	1		SW-846 8260C-D	9/25/20	9/25/20 12:20	MFF
tert-Butylbenzene	ND	1.0	µg/L	1		SW-846 8260C-D	9/25/20	9/25/20 12:20	MFF
Carbon Disulfide	ND	5.0	µg/L	1		SW-846 8260C-D	9/25/20	9/25/20 12:20	MFF
Carbon Tetrachloride	ND	0.50	µg/L	1		SW-846 8260C-D	9/25/20	9/25/20 12:20	MFF
Chlorobenzene	ND	0.50	µg/L	1		SW-846 8260C-D	9/25/20	9/25/20 12:20	MFF
Chlorodibromomethane	ND	0.50	µg/L	1		SW-846 8260C-D	9/25/20	9/25/20 12:20	MFF
Chloroethane	ND	0.50	µg/L	1		SW-846 8260C-D	9/25/20	9/25/20 12:20	MFF
Chloroform	ND	0.50	µg/L	1		SW-846 8260C-D	9/25/20	9/25/20 12:20	MFF
Chloromethane	ND	1.0	µg/L	1		SW-846 8260C-D	9/25/20	9/25/20 12:20	MFF
2-Chlorotoluene	ND	0.50	µg/L	1		SW-846 8260C-D	9/25/20	9/25/20 12:20	MFF
4-Chlorotoluene	ND	0.50	µg/L	1		SW-846 8260C-D	9/25/20	9/25/20 12:20	MFF
1,2-Dibromo-3-chloropropane (DBCP)	ND	1.0	µg/L	1		SW-846 8260C-D	9/25/20	9/25/20 12:20	MFF
1,2-Dibromoethane (EDB)	ND	0.50	µg/L	1		SW-846 8260C-D	9/25/20	9/25/20 12:20	MFF
Dibromomethane	ND	0.50	µg/L	1		SW-846 8260C-D	9/25/20	9/25/20 12:20	MFF
1,2-Dichlorobenzene	ND	0.50	µg/L	1		SW-846 8260C-D	9/25/20	9/25/20 12:20	MFF
1,3-Dichlorobenzene	ND	0.50	µg/L	1		SW-846 8260C-D	9/25/20	9/25/20 12:20	MFF
1,4-Dichlorobenzene	ND	0.50	µg/L	1		SW-846 8260C-D	9/25/20	9/25/20 12:20	MFF
trans-1,4-Dichloro-2-butene	ND	2.0	µg/L	1		SW-846 8260C-D	9/25/20	9/25/20 12:20	MFF
Dichlorodifluoromethane (Freon 12)	ND	0.50	µg/L	1		SW-846 8260C-D	9/25/20	9/25/20 12:20	MFF
1,1-Dichloroethane	ND	0.50	µg/L	1		SW-846 8260C-D	9/25/20	9/25/20 12:20	MFF
1,2-Dichloroethane	ND	0.50	µg/L	1		SW-846 8260C-D	9/25/20	9/25/20 12:20	MFF
1,1-Dichloroethylene	ND	0.50	µg/L	1		SW-846 8260C-D	9/25/20	9/25/20 12:20	MFF
cis-1,2-Dichloroethylene	ND	0.50	µg/L	1		SW-846 8260C-D	9/25/20	9/25/20 12:20	MFF
trans-1,2-Dichloroethylene	ND	1.0	µg/L	1		SW-846 8260C-D	9/25/20	9/25/20 12:20	MFF
1,2-Dichloropropane	ND	0.50	µg/L	1		SW-846 8260C-D	9/25/20	9/25/20 12:20	MFF
1,3-Dichloropropane	ND	0.50	µg/L	1		SW-846 8260C-D	9/25/20	9/25/20 12:20	MFF
2,2-Dichloropropane	ND	0.50	µg/L	1		SW-846 8260C-D	9/25/20	9/25/20 12:20	MFF
1,1-Dichloropropene	ND	0.50	µg/L	1		SW-846 8260C-D	9/25/20	9/25/20 12:20	MFF
cis-1,3-Dichloropropene	ND	0.50	µg/L	1		SW-846 8260C-D	9/25/20	9/25/20 12:20	MFF
trans-1,3-Dichloropropene	ND	0.50	µg/L	1		SW-846 8260C-D	9/25/20	9/25/20 12:20	MFF
Ethylbenzene	ND	0.50	µg/L	1		SW-846 8260C-D	9/25/20	9/25/20 12:20	MFF
Hexachlorobutadiene	ND	0.60	µg/L	1		SW-846 8260C-D	9/25/20	9/25/20 12:20	MFF
2-Hexanone (MBK)	ND	5.0	µg/L	1		SW-846 8260C-D	9/25/20	9/25/20 12:20	MFF
Isopropylbenzene (Cumene)	ND	0.50	µg/L	1		SW-846 8260C-D	9/25/20	9/25/20 12:20	MFF
p-Isopropyltoluene (p-Cymene)	ND	0.50	µg/L	1		SW-846 8260C-D	9/25/20	9/25/20 12:20	MFF

con-test® ANALYTICAL LABORATORY
39 Spruce Street * East Longmeadow, MA 01028 * FAX 413/525-6405 * TEL. 413/525-2332

Project Location: Simsbury, CT | Sample Description: | Work Order: 20I1305

Date Received: 9/24/2020

Field Sample #: TB-1 | Sampled: 9/24/2020 00:00

Sample ID: 20I1305-01

Sample Matrix: Trip Blank Water

Volatile Organic Compounds by GC/MS

Analyte	Results	RL	Units	Dilution	Flag/Qual	Method	Date Prepared	Date/Time Analyzed	Analyst
Methyl tert-Butyl Ether (MTBE)	ND	0.50	µg/L	1		SW-846 8260C-D	9/25/20	9/25/20 12:20	MFF
Methylene Chloride	ND	5.0	µg/L	1		SW-846 8260C-D	9/25/20	9/25/20 12:20	MFF
4-Methyl-2-pentanone (MIBK)	ND	5.0	µg/L	1		SW-846 8260C-D	9/25/20	9/25/20 12:20	MFF
Naphthalene	ND	2.0	µg/L	1		SW-846 8260C-D	9/25/20	9/25/20 12:20	MFF
n-Propylbenzene	ND	1.0	µg/L	1		SW-846 8260C-D	9/25/20	9/25/20 12:20	MFF
Styrene	ND	1.0	µg/L	1		SW-846 8260C-D	9/25/20	9/25/20 12:20	MFF
1,1,1,2-Tetrachloroethane	ND	0.50	µg/L	1		SW-846 8260C-D	9/25/20	9/25/20 12:20	MFF
1,1,2,2-Tetrachloroethane	ND	0.50	µg/L	1		SW-846 8260C-D	9/25/20	9/25/20 12:20	MFF
Tetrachloroethylene	ND	1.0	µg/L	1		SW-846 8260C-D	9/25/20	9/25/20 12:20	MFF
Tetrahydrofuran	ND	10	µg/L	1		SW-846 8260C-D	9/25/20	9/25/20 12:20	MFF
Toluene	ND	1.0	µg/L	1		SW-846 8260C-D	9/25/20	9/25/20 12:20	MFF
1,2,3-Trichlorobenzene	ND	1.0	µg/L	1		SW-846 8260C-D	9/25/20	9/25/20 12:20	MFF
1,2,4-Trichlorobenzene	ND	0.50	µg/L	1		SW-846 8260C-D	9/25/20	9/25/20 12:20	MFF
1,1,1-Trichloroethane	ND	0.50	µg/L	1		SW-846 8260C-D	9/25/20	9/25/20 12:20	MFF
1,1,2-Trichloroethane	ND	0.50	µg/L	1		SW-846 8260C-D	9/25/20	9/25/20 12:20	MFF
Trichloroethylene	ND	1.0	µg/L	1		SW-846 8260C-D	9/25/20	9/25/20 12:20	MFF
Trichlorofluoromethane (Freon 11)	ND	2.0	µg/L	1		SW-846 8260C-D	9/25/20	9/25/20 12:20	MFF
1,2,3-Trichloropropane	ND	0.50	µg/L	1		SW-846 8260C-D	9/25/20	9/25/20 12:20	MFF
1,1,2-Trichloro-1,2,2-trifluoroethane (Freon 113)	ND	0.50	µg/L	1		SW-846 8260C-D	9/25/20	9/25/20 12:20	MFF
1,2,4-Trimethylbenzene	ND	0.50	µg/L	1		SW-846 8260C-D	9/25/20	9/25/20 12:20	MFF
1,3,5-Trimethylbenzene	ND	0.50	µg/L	1		SW-846 8260C-D	9/25/20	9/25/20 12:20	MFF
Vinyl Chloride	ND	1.0	µg/L	1		SW-846 8260C-D	9/25/20	9/25/20 12:20	MFF
m+p Xylene	ND	2.0	µg/L	1		SW-846 8260C-D	9/25/20	9/25/20 12:20	MFF
o-Xylene	ND	1.0	µg/L	1		SW-846 8260C-D	9/25/20	9/25/20 12:20	MFF

Surrogates	% Recovery	Recovery Limits	Flag/Qual	
1,2-Dichloroethane-d4	96.6	70-130		9/25/20 12:20
Toluene-d8	101	70-130		9/25/20 12:20
4-Bromofluorobenzene	98.2	70-130		9/25/20 12:20

con-test® ANALYTICAL LABORATORY
39 Spruce Street * East Longmeadow, MA 01028 * FAX 413/525-6405 * TEL. 413/525-2332

Project Location: Simsbury, CT | Sample Description: | Work Order: 20I1305

Date Received: 9/24/2020

Field Sample #: Dup-1 | Sampled: 9/24/2020 00:00

Sample ID: 20I1305-02

Sample Matrix: Water

Volatile Organic Compounds by GC/MS

Analyte	Results	RL	Units	Dilution	Flag/Qual	Method	Date Prepared	Date/Time Analyzed	Analyst
Acetone	ND	10	µg/L	1		SW-846 8260C-D	9/25/20	9/25/20 17:35	MFF
Acrylonitrile	ND	2.0	µg/L	1		SW-846 8260C-D	9/25/20	9/25/20 17:35	MFF
Benzene	ND	0.50	µg/L	1		SW-846 8260C-D	9/25/20	9/25/20 17:35	MFF
Bromobenzene	ND	0.50	µg/L	1		SW-846 8260C-D	9/25/20	9/25/20 17:35	MFF
Bromodichloromethane	ND	0.50	µg/L	1		SW-846 8260C-D	9/25/20	9/25/20 17:35	MFF
Bromoform	ND	0.50	µg/L	1		SW-846 8260C-D	9/25/20	9/25/20 17:35	MFF
Bromomethane	ND	2.0	µg/L	1		SW-846 8260C-D	9/25/20	9/25/20 17:35	MFF
2-Butanone (MEK)	ND	5.0	µg/L	1		SW-846 8260C-D	9/25/20	9/25/20 17:35	MFF
n-Butylbenzene	ND	1.0	µg/L	1		SW-846 8260C-D	9/25/20	9/25/20 17:35	MFF
sec-Butylbenzene	ND	1.0	µg/L	1		SW-846 8260C-D	9/25/20	9/25/20 17:35	MFF
tert-Butylbenzene	ND	1.0	µg/L	1		SW-846 8260C-D	9/25/20	9/25/20 17:35	MFF
Carbon Disulfide	ND	5.0	µg/L	1		SW-846 8260C-D	9/25/20	9/25/20 17:35	MFF
Carbon Tetrachloride	ND	0.50	µg/L	1		SW-846 8260C-D	9/25/20	9/25/20 17:35	MFF
Chlorobenzene	ND	0.50	µg/L	1		SW-846 8260C-D	9/25/20	9/25/20 17:35	MFF
Chlorodibromomethane	ND	0.50	µg/L	1		SW-846 8260C-D	9/25/20	9/25/20 17:35	MFF
Chloroethane	ND	0.50	µg/L	1		SW-846 8260C-D	9/25/20	9/25/20 17:35	MFF
Chloroform	ND	0.50	µg/L	1		SW-846 8260C-D	9/25/20	9/25/20 17:35	MFF
Chloromethane	ND	1.0	µg/L	1		SW-846 8260C-D	9/25/20	9/25/20 17:35	MFF
2-Chlorotoluene	ND	0.50	µg/L	1		SW-846 8260C-D	9/25/20	9/25/20 17:35	MFF
4-Chlorotoluene	ND	0.50	µg/L	1		SW-846 8260C-D	9/25/20	9/25/20 17:35	MFF
1,2-Dibromo-3-chloropropane (DBCP)	ND	1.0	µg/L	1		SW-846 8260C-D	9/25/20	9/25/20 17:35	MFF
1,2-Dibromoethane (EDB)	ND	0.50	µg/L	1		SW-846 8260C-D	9/25/20	9/25/20 17:35	MFF
Dibromomethane	ND	0.50	µg/L	1		SW-846 8260C-D	9/25/20	9/25/20 17:35	MFF
1,2-Dichlorobenzene	ND	0.50	µg/L	1		SW-846 8260C-D	9/25/20	9/25/20 17:35	MFF
1,3-Dichlorobenzene	ND	0.50	µg/L	1		SW-846 8260C-D	9/25/20	9/25/20 17:35	MFF
1,4-Dichlorobenzene	ND	0.50	µg/L	1		SW-846 8260C-D	9/25/20	9/25/20 17:35	MFF
trans-1,4-Dichloro-2-butene	ND	2.0	µg/L	1		SW-846 8260C-D	9/25/20	9/25/20 17:35	MFF
Dichlorodifluoromethane (Freon 12)	ND	0.50	µg/L	1		SW-846 8260C-D	9/25/20	9/25/20 17:35	MFF
1,1-Dichloroethane	ND	0.50	µg/L	1		SW-846 8260C-D	9/25/20	9/25/20 17:35	MFF
1,2-Dichloroethane	ND	0.50	µg/L	1		SW-846 8260C-D	9/25/20	9/25/20 17:35	MFF
1,1-Dichloroethylene	ND	0.50	µg/L	1		SW-846 8260C-D	9/25/20	9/25/20 17:35	MFF
cis-1,2-Dichloroethylene	ND	0.50	µg/L	1		SW-846 8260C-D	9/25/20	9/25/20 17:35	MFF
trans-1,2-Dichloroethylene	ND	1.0	µg/L	1		SW-846 8260C-D	9/25/20	9/25/20 17:35	MFF
1,2-Dichloropropane	ND	0.50	µg/L	1		SW-846 8260C-D	9/25/20	9/25/20 17:35	MFF
1,3-Dichloropropane	ND	0.50	µg/L	1		SW-846 8260C-D	9/25/20	9/25/20 17:35	MFF
2,2-Dichloropropane	ND	0.50	µg/L	1		SW-846 8260C-D	9/25/20	9/25/20 17:35	MFF
1,1-Dichloropropene	ND	0.50	µg/L	1		SW-846 8260C-D	9/25/20	9/25/20 17:35	MFF
cis-1,3-Dichloropropene	ND	0.50	µg/L	1		SW-846 8260C-D	9/25/20	9/25/20 17:35	MFF
trans-1,3-Dichloropropene	ND	0.50	µg/L	1		SW-846 8260C-D	9/25/20	9/25/20 17:35	MFF
Ethylbenzene	ND	0.50	µg/L	1		SW-846 8260C-D	9/25/20	9/25/20 17:35	MFF
Hexachlorobutadiene	ND	0.60	µg/L	1		SW-846 8260C-D	9/25/20	9/25/20 17:35	MFF
2-Hexanone (MBK)	ND	5.0	µg/L	1		SW-846 8260C-D	9/25/20	9/25/20 17:35	MFF
Isopropylbenzene (Cumene)	ND	0.50	µg/L	1		SW-846 8260C-D	9/25/20	9/25/20 17:35	MFF
p-Isopropyltoluene (p-Cymene)	ND	0.50	µg/L	1		SW-846 8260C-D	9/25/20	9/25/20 17:35	MFF

con-test® ANALYTICAL LABORATORY
39 Spruce Street * East Longmeadow, MA 01028 * FAX 413/525-6405 * TEL. 413/525-2332

Project Location: Simsbury, CT | Sample Description: | Work Order: 20I1305

Date Received: 9/24/2020

Field Sample #: Dup-1 | Sampled: 9/24/2020 00:00

Sample ID: 20I1305-02

Sample Matrix: Water

Volatile Organic Compounds by GC/MS

Analyte	Results	RL	Units	Dilution	Flag/Qual	Method	Date Prepared	Date/Time Analyzed	Analyst
Methyl tert-Butyl Ether (MTBE)	ND	0.50	µg/L	1		SW-846 8260C-D	9/25/20	9/25/20 17:35	MFF
Methylene Chloride	ND	5.0	µg/L	1		SW-846 8260C-D	9/25/20	9/25/20 17:35	MFF
4-Methyl-2-pentanone (MIBK)	ND	5.0	µg/L	1		SW-846 8260C-D	9/25/20	9/25/20 17:35	MFF
Naphthalene	ND	2.0	µg/L	1		SW-846 8260C-D	9/25/20	9/25/20 17:35	MFF
n-Propylbenzene	ND	1.0	µg/L	1		SW-846 8260C-D	9/25/20	9/25/20 17:35	MFF
Styrene	ND	1.0	µg/L	1		SW-846 8260C-D	9/25/20	9/25/20 17:35	MFF
1,1,1,2-Tetrachloroethane	ND	0.50	µg/L	1		SW-846 8260C-D	9/25/20	9/25/20 17:35	MFF
1,1,2,2-Tetrachloroethane	ND	0.50	µg/L	1		SW-846 8260C-D	9/25/20	9/25/20 17:35	MFF
Tetrachloroethylene	ND	1.0	µg/L	1		SW-846 8260C-D	9/25/20	9/25/20 17:35	MFF
Tetrahydrofuran	ND	10	µg/L	1		SW-846 8260C-D	9/25/20	9/25/20 17:35	MFF
Toluene	ND	1.0	µg/L	1		SW-846 8260C-D	9/25/20	9/25/20 17:35	MFF
1,2,3-Trichlorobenzene	ND	1.0	µg/L	1		SW-846 8260C-D	9/25/20	9/25/20 17:35	MFF
1,2,4-Trichlorobenzene	ND	0.50	µg/L	1		SW-846 8260C-D	9/25/20	9/25/20 17:35	MFF
1,1,1-Trichloroethane	ND	0.50	µg/L	1		SW-846 8260C-D	9/25/20	9/25/20 17:35	MFF
1,1,2-Trichloroethane	ND	0.50	µg/L	1		SW-846 8260C-D	9/25/20	9/25/20 17:35	MFF
Trichloroethylene	ND	1.0	µg/L	1		SW-846 8260C-D	9/25/20	9/25/20 17:35	MFF
Trichlorofluoromethane (Freon 11)	ND	2.0	µg/L	1		SW-846 8260C-D	9/25/20	9/25/20 17:35	MFF
1,2,3-Trichloropropane	ND	0.50	µg/L	1		SW-846 8260C-D	9/25/20	9/25/20 17:35	MFF
1,1,2-Trichloro-1,2,2-trifluoroethane (Freon 113)	ND	0.50	µg/L	1		SW-846 8260C-D	9/25/20	9/25/20 17:35	MFF
1,2,4-Trimethylbenzene	ND	0.50	µg/L	1		SW-846 8260C-D	9/25/20	9/25/20 17:35	MFF
1,3,5-Trimethylbenzene	ND	0.50	µg/L	1		SW-846 8260C-D	9/25/20	9/25/20 17:35	MFF
Vinyl Chloride	ND	1.0	µg/L	1		SW-846 8260C-D	9/25/20	9/25/20 17:35	MFF
m+p Xylene	ND	2.0	µg/L	1		SW-846 8260C-D	9/25/20	9/25/20 17:35	MFF
o-Xylene	ND	1.0	µg/L	1		SW-846 8260C-D	9/25/20	9/25/20 17:35	MFF

Surrogates	% Recovery	Recovery Limits	Flag/Qual	
1,2-Dichloroethane-d4	95.9	70-130		9/25/20 17:35
Toluene-d8	100	70-130		9/25/20 17:35
4-Bromofluorobenzene	99.4	70-130		9/25/20 17:35

con-test® ANALYTICAL LABORATORY
39 Spruce Street * East Longmeadow, MA 01028 * FAX 413/525-6405 * TEL. 413/525-2332

Project Location: Simsbury, CT | Sample Description: | Work Order: 20I1305

Date Received: 9/24/2020

Field Sample #: Dup-1 | Sampled: 9/24/2020 00:00

Sample ID: 20I1305-02

Sample Matrix: Water

Petroleum Hydrocarbons Analyses

Analyte	Results	RL	Units	Dilution	Flag/Qual	Method	Date Prepared	Date/Time Analyzed	Analyst
CT ETPH	0.33	0.20	mg/L	1		CTDEP ETPH	9/29/20	9/30/20 16:54	RDD

Surrogates	% Recovery	Recovery Limits	Flag/Qual				
2-Fluorobiphenyl	59.0	50-150				9/30/20 16:54	

con-test® ANALYTICAL LABORATORY
39 Spruce Street * East Longmeadow, MA 01028 * FAX 413/525-6405 * TEL. 413/525-2332

Project Location: Simsbury, CT | Sample Description: | Work Order: 20I1305

Date Received: 9/24/2020

Field Sample #: MW-102 | Sampled: 9/24/2020 11:00

Sample ID: 20I1305-03

Sample Matrix: Water

Volatile Organic Compounds by GC/MS

Analyte	Results	RL	Units	Dilution	Flag/Qual	Method	Date Prepared	Date/Time Analyzed	Analyst
Acetone	ND	10	µg/L	1		SW-846 8260C-D	9/25/20	9/25/20 18:01	MFF
Acrylonitrile	ND	2.0	µg/L	1		SW-846 8260C-D	9/25/20	9/25/20 18:01	MFF
Benzene	ND	0.50	µg/L	1		SW-846 8260C-D	9/25/20	9/25/20 18:01	MFF
Bromobenzene	ND	0.50	µg/L	1		SW-846 8260C-D	9/25/20	9/25/20 18:01	MFF
Bromodichloromethane	ND	0.50	µg/L	1		SW-846 8260C-D	9/25/20	9/25/20 18:01	MFF
Bromoform	ND	0.50	µg/L	1		SW-846 8260C-D	9/25/20	9/25/20 18:01	MFF
Bromomethane	ND	2.0	µg/L	1		SW-846 8260C-D	9/25/20	9/25/20 18:01	MFF
2-Butanone (MEK)	ND	5.0	µg/L	1		SW-846 8260C-D	9/25/20	9/25/20 18:01	MFF
n-Butylbenzene	ND	1.0	µg/L	1		SW-846 8260C-D	9/25/20	9/25/20 18:01	MFF
sec-Butylbenzene	ND	1.0	µg/L	1		SW-846 8260C-D	9/25/20	9/25/20 18:01	MFF
tert-Butylbenzene	ND	1.0	µg/L	1		SW-846 8260C-D	9/25/20	9/25/20 18:01	MFF
Carbon Disulfide	ND	5.0	µg/L	1		SW-846 8260C-D	9/25/20	9/25/20 18:01	MFF
Carbon Tetrachloride	ND	0.50	µg/L	1		SW-846 8260C-D	9/25/20	9/25/20 18:01	MFF
Chlorobenzene	ND	0.50	µg/L	1		SW-846 8260C-D	9/25/20	9/25/20 18:01	MFF
Chlorodibromomethane	ND	0.50	µg/L	1		SW-846 8260C-D	9/25/20	9/25/20 18:01	MFF
Chloroethane	ND	0.50	µg/L	1		SW-846 8260C-D	9/25/20	9/25/20 18:01	MFF
Chloroform	ND	0.50	µg/L	1		SW-846 8260C-D	9/25/20	9/25/20 18:01	MFF
Chloromethane	ND	1.0	µg/L	1		SW-846 8260C-D	9/25/20	9/25/20 18:01	MFF
2-Chlorotoluene	ND	0.50	µg/L	1		SW-846 8260C-D	9/25/20	9/25/20 18:01	MFF
4-Chlorotoluene	ND	0.50	µg/L	1		SW-846 8260C-D	9/25/20	9/25/20 18:01	MFF
1,2-Dibromo-3-chloropropane (DBCP)	ND	1.0	µg/L	1		SW-846 8260C-D	9/25/20	9/25/20 18:01	MFF
1,2-Dibromoethane (EDB)	ND	0.50	µg/L	1		SW-846 8260C-D	9/25/20	9/25/20 18:01	MFF
Dibromomethane	ND	0.50	µg/L	1		SW-846 8260C-D	9/25/20	9/25/20 18:01	MFF
1,2-Dichlorobenzene	ND	0.50	µg/L	1		SW-846 8260C-D	9/25/20	9/25/20 18:01	MFF
1,3-Dichlorobenzene	ND	0.50	µg/L	1		SW-846 8260C-D	9/25/20	9/25/20 18:01	MFF
1,4-Dichlorobenzene	ND	0.50	µg/L	1		SW-846 8260C-D	9/25/20	9/25/20 18:01	MFF
trans-1,4-Dichloro-2-butene	ND	2.0	µg/L	1		SW-846 8260C-D	9/25/20	9/25/20 18:01	MFF
Dichlorodifluoromethane (Freon 12)	ND	0.50	µg/L	1		SW-846 8260C-D	9/25/20	9/25/20 18:01	MFF
1,1-Dichloroethane	ND	0.50	µg/L	1		SW-846 8260C-D	9/25/20	9/25/20 18:01	MFF
1,2-Dichloroethane	ND	0.50	µg/L	1		SW-846 8260C-D	9/25/20	9/25/20 18:01	MFF
1,1-Dichloroethylene	ND	0.50	µg/L	1		SW-846 8260C-D	9/25/20	9/25/20 18:01	MFF
cis-1,2-Dichloroethylene	ND	0.50	µg/L	1		SW-846 8260C-D	9/25/20	9/25/20 18:01	MFF
trans-1,2-Dichloroethylene	ND	1.0	µg/L	1		SW-846 8260C-D	9/25/20	9/25/20 18:01	MFF
1,2-Dichloropropane	ND	0.50	µg/L	1		SW-846 8260C-D	9/25/20	9/25/20 18:01	MFF
1,3-Dichloropropane	ND	0.50	µg/L	1		SW-846 8260C-D	9/25/20	9/25/20 18:01	MFF
2,2-Dichloropropane	ND	0.50	µg/L	1		SW-846 8260C-D	9/25/20	9/25/20 18:01	MFF
1,1-Dichloropropene	ND	0.50	µg/L	1		SW-846 8260C-D	9/25/20	9/25/20 18:01	MFF
cis-1,3-Dichloropropene	ND	0.50	µg/L	1		SW-846 8260C-D	9/25/20	9/25/20 18:01	MFF
trans-1,3-Dichloropropene	ND	0.50	µg/L	1		SW-846 8260C-D	9/25/20	9/25/20 18:01	MFF
Ethylbenzene	ND	0.50	µg/L	1		SW-846 8260C-D	9/25/20	9/25/20 18:01	MFF
Hexachlorobutadiene	ND	0.60	µg/L	1		SW-846 8260C-D	9/25/20	9/25/20 18:01	MFF
2-Hexanone (MBK)	ND	5.0	µg/L	1		SW-846 8260C-D	9/25/20	9/25/20 18:01	MFF
Isopropylbenzene (Cumene)	ND	0.50	µg/L	1		SW-846 8260C-D	9/25/20	9/25/20 18:01	MFF
p-Isopropyltoluene (p-Cymene)	ND	0.50	µg/L	1		SW-846 8260C-D	9/25/20	9/25/20 18:01	MFF

con-test® ANALYTICAL LABORATORY
39 Spruce Street * East Longmeadow, MA 01028 * FAX 413/525-6405 * TEL. 413/525-2332

Project Location: Simsbury, CT | Sample Description: | Work Order: 20I1305

Date Received: 9/24/2020

Field Sample #: MW-102 | Sampled: 9/24/2020 11:00

Sample ID: 20I1305-03

Sample Matrix: Water

Volatile Organic Compounds by GC/MS

Analyte	Results	RL	Units	Dilution	Flag/Qual	Method	Date Prepared	Date/Time Analyzed	Analyst
Methyl tert-Butyl Ether (MTBE)	ND	0.50	µg/L	1		SW-846 8260C-D	9/25/20	9/25/20 18:01	MFF
Methylene Chloride	ND	5.0	µg/L	1		SW-846 8260C-D	9/25/20	9/25/20 18:01	MFF
4-Methyl-2-pentanone (MIBK)	ND	5.0	µg/L	1		SW-846 8260C-D	9/25/20	9/25/20 18:01	MFF
Naphthalene	ND	2.0	µg/L	1		SW-846 8260C-D	9/25/20	9/25/20 18:01	MFF
n-Propylbenzene	ND	1.0	µg/L	1		SW-846 8260C-D	9/25/20	9/25/20 18:01	MFF
Styrene	ND	1.0	µg/L	1		SW-846 8260C-D	9/25/20	9/25/20 18:01	MFF
1,1,1,2-Tetrachloroethane	ND	0.50	µg/L	1		SW-846 8260C-D	9/25/20	9/25/20 18:01	MFF
1,1,2,2-Tetrachloroethane	ND	0.50	µg/L	1		SW-846 8260C-D	9/25/20	9/25/20 18:01	MFF
Tetrachloroethylene	ND	1.0	µg/L	1		SW-846 8260C-D	9/25/20	9/25/20 18:01	MFF
Tetrahydrofuran	ND	10	µg/L	1		SW-846 8260C-D	9/25/20	9/25/20 18:01	MFF
Toluene	ND	1.0	µg/L	1		SW-846 8260C-D	9/25/20	9/25/20 18:01	MFF
1,2,3-Trichlorobenzene	ND	1.0	µg/L	1		SW-846 8260C-D	9/25/20	9/25/20 18:01	MFF
1,2,4-Trichlorobenzene	ND	0.50	µg/L	1		SW-846 8260C-D	9/25/20	9/25/20 18:01	MFF
1,1,1-Trichloroethane	ND	0.50	µg/L	1		SW-846 8260C-D	9/25/20	9/25/20 18:01	MFF
1,1,2-Trichloroethane	ND	0.50	µg/L	1		SW-846 8260C-D	9/25/20	9/25/20 18:01	MFF
Trichloroethylene	ND	1.0	µg/L	1		SW-846 8260C-D	9/25/20	9/25/20 18:01	MFF
Trichlorofluoromethane (Freon 11)	ND	2.0	µg/L	1		SW-846 8260C-D	9/25/20	9/25/20 18:01	MFF
1,2,3-Trichloropropane	ND	0.50	µg/L	1		SW-846 8260C-D	9/25/20	9/25/20 18:01	MFF
1,1,2-Trichloro-1,2,2-trifluoroethane (Freon 113)	ND	0.50	µg/L	1		SW-846 8260C-D	9/25/20	9/25/20 18:01	MFF
1,2,4-Trimethylbenzene	ND	0.50	µg/L	1		SW-846 8260C-D	9/25/20	9/25/20 18:01	MFF
1,3,5-Trimethylbenzene	ND	0.50	µg/L	1		SW-846 8260C-D	9/25/20	9/25/20 18:01	MFF
Vinyl Chloride	ND	1.0	µg/L	1		SW-846 8260C-D	9/25/20	9/25/20 18:01	MFF
m+p Xylene	ND	2.0	µg/L	1		SW-846 8260C-D	9/25/20	9/25/20 18:01	MFF
o-Xylene	ND	1.0	µg/L	1		SW-846 8260C-D	9/25/20	9/25/20 18:01	MFF

Surrogates	% Recovery	Recovery Limits	Flag/Qual	
1,2-Dichloroethane-d4	96.0	70-130		9/25/20 18:01
Toluene-d8	99.9	70-130		9/25/20 18:01
4-Bromofluorobenzene	101	70-130		9/25/20 18:01

con-test® ANALYTICAL LABORATORY
39 Spruce Street * East Longmeadow, MA 01028 * FAX 413/525-6405 * TEL. 413/525-2332

Project Location: Simsbury, CT | Sample Description: | Work Order: 20I1305

Date Received: 9/24/2020

Field Sample #: MW-6 | Sampled: 9/24/2020 11:45

Sample ID: 20I1305-04

Sample Matrix: Water

Petroleum Hydrocarbons Analyses

Analyte	Results	RL	Units	Dilution	Flag/Qual	Method	Date Prepared	Date/Time Analyzed	Analyst
CT ETPH	0.45	0.15	mg/L	1		CTDEP ETPH	9/29/20	9/30/20 17:15	RDD

Surrogates	% Recovery	Recovery Limits	Flag/Qual				
2-Fluorobiphenyl	73.5	50-150				9/30/20 17:15	

con-test® ANALYTICAL LABORATORY
39 Spruce Street * East Longmeadow, MA 01028 * FAX 413/525-6405 * TEL. 413/525-2332

Project Location: Simsbury, CT | Sample Description: | Work Order: 20I1305

Date Received: 9/24/2020

Field Sample #: MW-101 | Sampled: 9/24/2020 13:30

Sample ID: 20I1305-06

Sample Matrix: Water

Volatile Organic Compounds by GC/MS

Analyte	Results	RL	Units	Dilution	Flag/Qual	Method	Date Prepared	Date/Time Analyzed	Analyst
Acetone	ND	10	µg/L	1		SW-846 8260C-D	9/25/20	9/25/20 18:27	MFF
Acrylonitrile	ND	2.0	µg/L	1		SW-846 8260C-D	9/25/20	9/25/20 18:27	MFF
Benzene	ND	0.50	µg/L	1		SW-846 8260C-D	9/25/20	9/25/20 18:27	MFF
Bromobenzene	ND	0.50	µg/L	1		SW-846 8260C-D	9/25/20	9/25/20 18:27	MFF
Bromodichloromethane	ND	0.50	µg/L	1		SW-846 8260C-D	9/25/20	9/25/20 18:27	MFF
Bromoform	ND	0.50	µg/L	1		SW-846 8260C-D	9/25/20	9/25/20 18:27	MFF
Bromomethane	ND	2.0	µg/L	1		SW-846 8260C-D	9/25/20	9/25/20 18:27	MFF
2-Butanone (MEK)	ND	5.0	µg/L	1		SW-846 8260C-D	9/25/20	9/25/20 18:27	MFF
n-Butylbenzene	ND	1.0	µg/L	1		SW-846 8260C-D	9/25/20	9/25/20 18:27	MFF
sec-Butylbenzene	ND	1.0	µg/L	1		SW-846 8260C-D	9/25/20	9/25/20 18:27	MFF
tert-Butylbenzene	ND	1.0	µg/L	1		SW-846 8260C-D	9/25/20	9/25/20 18:27	MFF
Carbon Disulfide	ND	5.0	µg/L	1		SW-846 8260C-D	9/25/20	9/25/20 18:27	MFF
Carbon Tetrachloride	ND	0.50	µg/L	1		SW-846 8260C-D	9/25/20	9/25/20 18:27	MFF
Chlorobenzene	ND	0.50	µg/L	1		SW-846 8260C-D	9/25/20	9/25/20 18:27	MFF
Chlorodibromomethane	ND	0.50	µg/L	1		SW-846 8260C-D	9/25/20	9/25/20 18:27	MFF
Chloroethane	ND	0.50	µg/L	1		SW-846 8260C-D	9/25/20	9/25/20 18:27	MFF
Chloroform	ND	0.50	µg/L	1		SW-846 8260C-D	9/25/20	9/25/20 18:27	MFF
Chloromethane	ND	1.0	µg/L	1		SW-846 8260C-D	9/25/20	9/25/20 18:27	MFF
2-Chlorotoluene	ND	0.50	µg/L	1		SW-846 8260C-D	9/25/20	9/25/20 18:27	MFF
4-Chlorotoluene	ND	0.50	µg/L	1		SW-846 8260C-D	9/25/20	9/25/20 18:27	MFF
1,2-Dibromo-3-chloropropane (DBCP)	ND	1.0	µg/L	1		SW-846 8260C-D	9/25/20	9/25/20 18:27	MFF
1,2-Dibromoethane (EDB)	ND	0.50	µg/L	1		SW-846 8260C-D	9/25/20	9/25/20 18:27	MFF
Dibromomethane	ND	0.50	µg/L	1		SW-846 8260C-D	9/25/20	9/25/20 18:27	MFF
1,2-Dichlorobenzene	ND	0.50	µg/L	1		SW-846 8260C-D	9/25/20	9/25/20 18:27	MFF
1,3-Dichlorobenzene	ND	0.50	µg/L	1		SW-846 8260C-D	9/25/20	9/25/20 18:27	MFF
1,4-Dichlorobenzene	ND	0.50	µg/L	1		SW-846 8260C-D	9/25/20	9/25/20 18:27	MFF
trans-1,4-Dichloro-2-butene	ND	2.0	µg/L	1		SW-846 8260C-D	9/25/20	9/25/20 18:27	MFF
Dichlorodifluoromethane (Freon 12)	ND	0.50	µg/L	1		SW-846 8260C-D	9/25/20	9/25/20 18:27	MFF
1,1-Dichloroethane	ND	0.50	µg/L	1		SW-846 8260C-D	9/25/20	9/25/20 18:27	MFF
1,2-Dichloroethane	ND	0.50	µg/L	1		SW-846 8260C-D	9/25/20	9/25/20 18:27	MFF
1,1-Dichloroethylene	ND	0.50	µg/L	1		SW-846 8260C-D	9/25/20	9/25/20 18:27	MFF
cis-1,2-Dichloroethylene	ND	0.50	µg/L	1		SW-846 8260C-D	9/25/20	9/25/20 18:27	MFF
trans-1,2-Dichloroethylene	ND	1.0	µg/L	1		SW-846 8260C-D	9/25/20	9/25/20 18:27	MFF
1,2-Dichloropropane	ND	0.50	µg/L	1		SW-846 8260C-D	9/25/20	9/25/20 18:27	MFF
1,3-Dichloropropane	ND	0.50	µg/L	1		SW-846 8260C-D	9/25/20	9/25/20 18:27	MFF
2,2-Dichloropropane	ND	0.50	µg/L	1		SW-846 8260C-D	9/25/20	9/25/20 18:27	MFF
1,1-Dichloropropene	ND	0.50	µg/L	1		SW-846 8260C-D	9/25/20	9/25/20 18:27	MFF
cis-1,3-Dichloropropene	ND	0.50	µg/L	1		SW-846 8260C-D	9/25/20	9/25/20 18:27	MFF
trans-1,3-Dichloropropene	ND	0.50	µg/L	1		SW-846 8260C-D	9/25/20	9/25/20 18:27	MFF
Ethylbenzene	ND	0.50	µg/L	1		SW-846 8260C-D	9/25/20	9/25/20 18:27	MFF
Hexachlorobutadiene	ND	0.60	µg/L	1		SW-846 8260C-D	9/25/20	9/25/20 18:27	MFF
2-Hexanone (MBK)	ND	5.0	µg/L	1		SW-846 8260C-D	9/25/20	9/25/20 18:27	MFF
Isopropylbenzene (Cumene)	ND	0.50	µg/L	1		SW-846 8260C-D	9/25/20	9/25/20 18:27	MFF
p-Isopropyltoluene (p-Cymene)	ND	0.50	µg/L	1		SW-846 8260C-D	9/25/20	9/25/20 18:27	MFF

con-test® ANALYTICAL LABORATORY
39 Spruce Street * East Longmeadow, MA 01028 * FAX 413/525-6405 * TEL. 413/525-2332

Project Location: Simsbury, CT | Sample Description: | Work Order: 20I1305

Date Received: 9/24/2020

Field Sample #: MW-101 | Sampled: 9/24/2020 13:30

Sample ID: 20I1305-06

Sample Matrix: Water

Volatile Organic Compounds by GC/MS

Analyte	Results	RL	Units	Dilution	Flag/Qual	Method	Date Prepared	Date/Time Analyzed	Analyst
Methyl tert-Butyl Ether (MTBE)	ND	0.50	µg/L	1		SW-846 8260C-D	9/25/20	9/25/20 18:27	MFF
Methylene Chloride	ND	5.0	µg/L	1		SW-846 8260C-D	9/25/20	9/25/20 18:27	MFF
4-Methyl-2-pentanone (MIBK)	ND	5.0	µg/L	1		SW-846 8260C-D	9/25/20	9/25/20 18:27	MFF
Naphthalene	ND	2.0	µg/L	1		SW-846 8260C-D	9/25/20	9/25/20 18:27	MFF
n-Propylbenzene	ND	1.0	µg/L	1		SW-846 8260C-D	9/25/20	9/25/20 18:27	MFF
Styrene	ND	1.0	µg/L	1		SW-846 8260C-D	9/25/20	9/25/20 18:27	MFF
1,1,1,2-Tetrachloroethane	ND	0.50	µg/L	1		SW-846 8260C-D	9/25/20	9/25/20 18:27	MFF
1,1,2,2-Tetrachloroethane	ND	0.50	µg/L	1		SW-846 8260C-D	9/25/20	9/25/20 18:27	MFF
Tetrachloroethylene	ND	1.0	µg/L	1		SW-846 8260C-D	9/25/20	9/25/20 18:27	MFF
Tetrahydrofuran	ND	10	µg/L	1		SW-846 8260C-D	9/25/20	9/25/20 18:27	MFF
Toluene	ND	1.0	µg/L	1		SW-846 8260C-D	9/25/20	9/25/20 18:27	MFF
1,2,3-Trichlorobenzene	ND	1.0	µg/L	1		SW-846 8260C-D	9/25/20	9/25/20 18:27	MFF
1,2,4-Trichlorobenzene	ND	0.50	µg/L	1		SW-846 8260C-D	9/25/20	9/25/20 18:27	MFF
1,1,1-Trichloroethane	ND	0.50	µg/L	1		SW-846 8260C-D	9/25/20	9/25/20 18:27	MFF
1,1,2-Trichloroethane	ND	0.50	µg/L	1		SW-846 8260C-D	9/25/20	9/25/20 18:27	MFF
Trichloroethylene	ND	1.0	µg/L	1		SW-846 8260C-D	9/25/20	9/25/20 18:27	MFF
Trichlorofluoromethane (Freon 11)	ND	2.0	µg/L	1		SW-846 8260C-D	9/25/20	9/25/20 18:27	MFF
1,2,3-Trichloropropane	ND	0.50	µg/L	1		SW-846 8260C-D	9/25/20	9/25/20 18:27	MFF
1,1,2-Trichloro-1,2,2-trifluoroethane (Freon 113)	ND	0.50	µg/L	1		SW-846 8260C-D	9/25/20	9/25/20 18:27	MFF
1,2,4-Trimethylbenzene	ND	0.50	µg/L	1		SW-846 8260C-D	9/25/20	9/25/20 18:27	MFF
1,3,5-Trimethylbenzene	ND	0.50	µg/L	1		SW-846 8260C-D	9/25/20	9/25/20 18:27	MFF
Vinyl Chloride	ND	1.0	µg/L	1		SW-846 8260C-D	9/25/20	9/25/20 18:27	MFF
m+p Xylene	ND	2.0	µg/L	1		SW-846 8260C-D	9/25/20	9/25/20 18:27	MFF
o-Xylene	ND	1.0	µg/L	1		SW-846 8260C-D	9/25/20	9/25/20 18:27	MFF

Surrogates	% Recovery	Recovery Limits	Flag/Qual	
1,2-Dichloroethane-d4	96.8	70-130		9/25/20 18:27
Toluene-d8	99.0	70-130		9/25/20 18:27
4-Bromofluorobenzene	100	70-130		9/25/20 18:27

con-test® ANALYTICAL LABORATORY
39 Spruce Street * East Longmeadow, MA 01028 * FAX 413/525-6405 * TEL. 413/525-2332

Project Location: Simsbury, CT | Sample Description: | Work Order: 20I1305

Date Received: 9/24/2020

Field Sample #: MW-101 | Sampled: 9/24/2020 13:30

Sample ID: 20I1305-06

Sample Matrix: Water

Petroleum Hydrocarbons Analyses

Analyte	Results	RL	Units	Dilution	Flag/Qual	Method	Date Prepared	Date/Time Analyzed	Analyst
CT ETPH	0.27	0.20	mg/L	1		CTDEP ETPH	9/29/20	9/30/20 16:33	RDD

Surrogates	% Recovery	Recovery Limits	Flag/Qual				
2-Fluorobiphenyl	72.2	50-150				9/30/20 16:33	

con-test® ANALYTICAL LABORATORY
39 Spruce Street * East Longmeadow, MA 01028 * FAX 413/525-6405 * TEL. 413/525-2332

Sample Extraction Data

Prep Method: SW-846 3510C **Analytical Method: CTDEP ETPH**

Lab Number [Field ID]	Batch	Initial [mL]	Final [mL]	Date
20I1305-02 [Dup-1]	B267526	750	1.00	09/29/20
20I1305-04 [MW-6]	B267526	1010	1.00	09/29/20
20I1305-06 [MW-101]	B267526	750	1.00	09/29/20

Prep Method: SW-846 5030B **Analytical Method: SW-846 8260C-D**

Lab Number [Field ID]	Batch	Initial [mL]	Final [mL]	Date
20I1305-01 [TB-1]	B267284	5	5.00	09/25/20
20I1305-02 [Dup-1]	B267284	5	5.00	09/25/20
20I1305-03 [MW-102]	B267284	5	5.00	09/25/20
20I1305-06 [MW-101]	B267284	5	5.00	09/25/20

con-test® ANALYTICAL LABORATORY
39 Spruce Street * East Longmeadow, MA 01028 * FAX 413/525-6405 * TEL. 413/525-2332

QUALITY CONTROL

Volatile Organic Compounds by GC/MS - Quality Control

Analyte	Result	Reporting Limit	Units	Spike Level	Source Result	%REC	%REC Limits	RPD	RPD Limit	Notes
Batch B267284 - SW-846 5030B										
Blank (B267284-BLK1)				Prepared & Analyzed: 09/25/20						
Acetone	ND	10	µg/L							
Acrylonitrile	ND	2.0	µg/L							
Benzene	ND	0.50	µg/L							
Bromobenzene	ND	0.50	µg/L							
Bromodichloromethane	ND	0.50	µg/L							
Bromoform	ND	0.50	µg/L							
Bromomethane	ND	2.0	µg/L							
2-Butanone (MEK)	ND	5.0	µg/L							
n-Butylbenzene	ND	1.0	µg/L							
sec-Butylbenzene	ND	1.0	µg/L							
tert-Butylbenzene	ND	1.0	µg/L							
Carbon Disulfide	ND	5.0	µg/L							
Carbon Tetrachloride	ND	0.50	µg/L							
Chlorobenzene	ND	0.50	µg/L							
Chlorodibromomethane	ND	0.50	µg/L							
Chloroethane	ND	0.50	µg/L							
Chloroform	ND	0.50	µg/L							
Chloromethane	ND	0.60	µg/L							
2-Chlorotoluene	ND	0.50	µg/L							
4-Chlorotoluene	ND	0.50	µg/L							
1,2-Dibromo-3-chloropropane (DBCP)	ND	1.0	µg/L							
1,2-Dibromoethane (EDB)	ND	0.50	µg/L							
Dibromomethane	ND	0.50	µg/L							
1,2-Dichlorobenzene	ND	0.50	µg/L							
1,3-Dichlorobenzene	ND	0.50	µg/L							
1,4-Dichlorobenzene	ND	0.50	µg/L							
trans-1,4-Dichloro-2-butene	ND	2.0	µg/L							
Dichlorodifluoromethane (Freon 12)	ND	0.50	µg/L							
1,1-Dichloroethane	ND	0.50	µg/L							
1,2-Dichloroethane	ND	0.50	µg/L							
1,1-Dichloroethylene	ND	0.50	µg/L							
cis-1,2-Dichloroethylene	ND	0.50	µg/L							
trans-1,2-Dichloroethylene	ND	1.0	µg/L							
1,2-Dichloropropane	ND	0.50	µg/L							
1,3-Dichloropropane	ND	0.50	µg/L							
2,2-Dichloropropane	ND	0.50	µg/L							
1,1-Dichloropropene	ND	0.50	µg/L							
cis-1,3-Dichloropropene	ND	0.50	µg/L							
trans-1,3-Dichloropropene	ND	0.50	µg/L							
Ethylbenzene	ND	0.50	µg/L							
Hexachlorobutadiene	ND	0.60	µg/L							
2-Hexanone (MBK)	ND	5.0	µg/L							
Isopropylbenzene (Cumene)	ND	0.50	µg/L							
p-Isopropyltoluene (p-Cymene)	ND	0.50	µg/L							
Methyl tert-Butyl Ether (MTBE)	ND	0.50	µg/L							
Methylene Chloride	ND	5.0	µg/L							
4-Methyl-2-pentanone (MIBK)	ND	5.0	µg/L							
Naphthalene	ND	2.0	µg/L							
n-Propylbenzene	ND	1.0	µg/L							
Styrene	ND	1.0	µg/L							
1,1,1,2-Tetrachloroethane	ND	0.50	µg/L							
1,1,2,2-Tetrachloroethane	ND	0.50	µg/L							

con-test® ANALYTICAL LABORATORY
39 Spruce Street * East Longmeadow, MA 01028 * FAX 413/525-6405 * TEL. 413/525-2332

QUALITY CONTROL

Volatile Organic Compounds by GC/MS - Quality Control

Analyte	Result	Reporting Limit	Units	Spike Level	Source Result	%REC	%REC Limits	RPD	RPD Limit	Notes
Batch B267284 - SW-846 5030B										
Blank (B267284-BLK1)				Prepared & Analyzed: 09/25/20						
Tetrachloroethylene	ND	1.0	µg/L							
Tetrahydrofuran	ND	10	µg/L							
Toluene	ND	1.0	µg/L							
1,2,3-Trichlorobenzene	ND	1.0	µg/L							
1,2,4-Trichlorobenzene	ND	0.50	µg/L							
1,1,1-Trichloroethane	ND	0.50	µg/L							
1,1,2-Trichloroethane	ND	0.50	µg/L							
Trichloroethylene	ND	1.0	µg/L							
Trichlorofluoromethane (Freon 11)	ND	2.0	µg/L							
1,2,3-Trichloropropane	ND	0.50	µg/L							
1,1,2-Trichloro-1,2,2-trifluoroethane (Freon 113)	ND	0.50	µg/L							
1,2,4-Trimethylbenzene	ND	0.50	µg/L							
1,3,5-Trimethylbenzene	ND	0.50	µg/L							
Vinyl Chloride	ND	1.0	µg/L							
m+p Xylene	ND	2.0	µg/L							
o-Xylene	ND	1.0	µg/L							
Surrogate: 1,2-Dichloroethane-d4	*23.5*		µg/L	25.0		94.2	70-130			
Surrogate: Toluene-d8	*25.2*		µg/L	25.0		101	70-130			
Surrogate: 4-Bromofluorobenzene	*25.1*		µg/L	25.0		101	70-130			
LCS (B267284-BS1)				Prepared & Analyzed: 09/25/20						
Acetone	248	10	µg/L	200		124	40-160			
Acrylonitrile	18.4	2.0	µg/L	20.0		92.0	70-130			
Benzene	19.4	0.50	µg/L	20.0		97.2	70-130			
Bromobenzene	20.5	0.50	µg/L	20.0		103	70-130			
Bromodichloromethane	20.0	0.50	µg/L	20.0		100	70-130			
Bromoform	21.9	0.50	µg/L	20.0		110	70-130			
Bromomethane	13.3	2.0	µg/L	20.0		66.4	40-160			L-17, V-20
2-Butanone (MEK)	199	5.0	µg/L	200		99.6	40-160			
n-Butylbenzene	20.1	1.0	µg/L	20.0		100	70-130			
sec-Butylbenzene	21.2	1.0	µg/L	20.0		106	70-130			
tert-Butylbenzene	20.4	1.0	µg/L	20.0		102	70-130			
Carbon Disulfide	16.8	5.0	µg/L	20.0		84.1	70-130			
Carbon Tetrachloride	19.3	0.50	µg/L	20.0		96.6	70-130			
Chlorobenzene	22.3	0.50	µg/L	20.0		112	70-130			
Chlorodibromomethane	20.3	0.50	µg/L	20.0		102	40-160			
Chloroethane	19.4	0.50	µg/L	20.0		97.1	70-130			
Chloroform	19.3	0.50	µg/L	20.0		96.6	70-130			
Chloromethane	17.1	0.60	µg/L	20.0		85.4	40-160			V-20
2-Chlorotoluene	21.3	0.50	µg/L	20.0		106	70-130			
4-Chlorotoluene	21.7	0.50	µg/L	20.0		108	70-130			
1,2-Dibromo-3-chloropropane (DBCP)	19.2	1.0	µg/L	20.0		95.9	70-130			
1,2-Dibromoethane (EDB)	20.6	0.50	µg/L	20.0		103	70-130			
Dibromomethane	20.2	0.50	µg/L	20.0		101	70-130			
1,2-Dichlorobenzene	21.4	0.50	µg/L	20.0		107	70-130			
1,3-Dichlorobenzene	21.9	0.50	µg/L	20.0		109	70-130			
1,4-Dichlorobenzene	20.7	0.50	µg/L	20.0		103	70-130			
trans-1,4-Dichloro-2-butene	22.0	2.0	µg/L	20.0		110	70-130			
Dichlorodifluoromethane (Freon 12)	17.9	0.50	µg/L	20.0		89.6	40-160			
1,1-Dichloroethane	19.4	0.50	µg/L	20.0		96.9	70-130			
1,2-Dichloroethane	18.9	0.50	µg/L	20.0		94.3	70-130			
1,1-Dichloroethylene	18.7	0.50	µg/L	20.0		93.6	70-130			

con-test® ANALYTICAL LABORATORY
39 Spruce Street * East Longmeadow, MA 01028 * FAX 413/525-6405 * TEL. 413/525-2332

QUALITY CONTROL

Volatile Organic Compounds by GC/MS - Quality Control

Analyte	Result	Reporting Limit	Units	Spike Level	Source Result	%REC	%REC Limits	RPD	RPD Limit	Notes
Batch B267284 - SW-846 5030B										
LCS (B267284-BS1)				Prepared & Analyzed: 09/25/20						
cis-1,2-Dichloroethylene	19.2	0.50	µg/L	20.0		96.0	70-130			
trans-1,2-Dichloroethylene	17.6	1.0	µg/L	20.0		88.2	70-130			
1,2-Dichloropropane	20.1	0.50	µg/L	20.0		100	70-130			
1,3-Dichloropropane	19.6	0.50	µg/L	20.0		98.0	70-130			
2,2-Dichloropropane	18.9	0.50	µg/L	20.0		94.4	70-130			
1,1-Dichloropropene	17.6	0.50	µg/L	20.0		88.0	70-130			
cis-1,3-Dichloropropene	19.7	0.50	µg/L	20.0		98.6	70-130			
trans-1,3-Dichloropropene	19.9	0.50	µg/L	20.0		99.6	70-130			
Ethylbenzene	21.0	0.50	µg/L	20.0		105	70-130			
Hexachlorobutadiene	22.6	0.60	µg/L	20.0		113	40-160			
2-Hexanone (MBK)	190	5.0	µg/L	200		94.8	70-130			
Isopropylbenzene (Cumene)	21.9	0.50	µg/L	20.0		109	70-130			
p-Isopropyltoluene (p-Cymene)	20.6	0.50	µg/L	20.0		103	70-130			
Methyl tert-Butyl Ether (MTBE)	18.8	0.50	µg/L	20.0		93.9	70-130			
Methylene Chloride	18.7	5.0	µg/L	20.0		93.7	70-130			
4-Methyl-2-pentanone (MIBK)	184	5.0	µg/L	200		92.1	40-160			
Naphthalene	18.5	2.0	µg/L	20.0		92.6	70-130			
n-Propylbenzene	21.5	1.0	µg/L	20.0		108	70-130			
Styrene	22.1	1.0	µg/L	20.0		111	70-130			
1,1,1,2-Tetrachloroethane	22.7	0.50	µg/L	20.0		113	70-130			
1,1,2,2-Tetrachloroethane	22.6	0.50	µg/L	20.0		113	70-130			
Tetrachloroethylene	21.5	1.0	µg/L	20.0		107	70-130			
Tetrahydrofuran	19.4	10	µg/L	20.0		96.9	70-130			
Toluene	20.4	1.0	µg/L	20.0		102	70-130			
1,2,3-Trichlorobenzene	19.6	1.0	µg/L	20.0		98.1	70-130			
1,2,4-Trichlorobenzene	20.6	0.50	µg/L	20.0		103	70-130			
1,1,1-Trichloroethane	19.3	0.50	µg/L	20.0		96.4	70-130			
1,1,2-Trichloroethane	21.3	0.50	µg/L	20.0		107	70-130			
Trichloroethylene	20.4	1.0	µg/L	20.0		102	70-130			
Trichlorofluoromethane (Freon 11)	18.0	2.0	µg/L	20.0		90.0	40-160			
1,2,3-Trichloropropane	20.2	0.50	µg/L	20.0		101	70-130			
1,1,2-Trichloro-1,2,2-trifluoroethane (Freon 113)	22.0	0.50	µg/L	20.0		110	70-130			
1,2,4-Trimethylbenzene	19.4	0.50	µg/L	20.0		97.1	70-130			
1,3,5-Trimethylbenzene	21.2	0.50	µg/L	20.0		106	70-130			
Vinyl Chloride	17.1	1.0	µg/L	20.0		85.3	70-130			
m+p Xylene	41.8	2.0	µg/L	40.0		105	70-130			
o-Xylene	21.6	1.0	µg/L	20.0		108	70-130			
Surrogate: 1,2-Dichloroethane-d4	*23.5*		µg/L	25.0		94.0	70-130			
Surrogate: Toluene-d8	*25.1*		µg/L	25.0		100	70-130			
Surrogate: 4-Bromofluorobenzene	*26.1*		µg/L	25.0		104	70-130			

con-test® ANALYTICAL LABORATORY
39 Spruce Street * East Longmeadow, MA 01028 * FAX 413/525-6405 * TEL. 413/525-2332

QUALITY CONTROL

Petroleum Hydrocarbons Analyses - Quality Control

Analyte	Result	Reporting Limit	Units	Spike Level	Source Result	%REC	%REC Limits	RPD	RPD Limit	Notes
Batch B267526 - SW-846 3510C										
Blank (B267526-BLK1)				Prepared: 09/29/20 Analyzed: 09/30/20						
CT ETPH	ND	0.15	mg/L							
Surrogate: 2-Fluorobiphenyl	*0.0619*		mg/L	0.100		61.9	50-150			
LCS (B267526-BS1)				Prepared: 09/29/20 Analyzed: 09/30/20						
CT ETPH	0.687	0.15	mg/L	1.00		68.7	60-120			
Surrogate: 2-Fluorobiphenyl	*0.0657*		mg/L	0.100		65.7	50-150			
LCS Dup (B267526-BSD1)				Prepared: 09/29/20 Analyzed: 09/30/20						
CT ETPH	0.703	0.15	mg/L	1.00		70.3	60-120	2.41	30	
Surrogate: 2-Fluorobiphenyl	*0.0638*		mg/L	0.100		63.8	50-150			

con-test® ANALYTICAL LABORATORY
39 Spruce Street * East Longmeadow, MA 01028 * FAX 413/525-6405 * TEL. 413/525-2332

FLAG/QUALIFIER SUMMARY

*	QC result is outside of established limits.
†	Wide recovery limits established for difficult compound.
‡	Wide RPD limits established for difficult compound.
#	Data exceeded client recommended or regulatory level
ND	Not Detected
RL	Reporting Limit is at the level of quantitation (LOQ)
DL	Detection Limit is the lower limit of detection determined by the MDL study
MCL	Maximum Contaminant Level
	Percent recoveries and relative percent differences (RPDs) are determined by the software using values in the calculation which have not been rounded.
	No results have been blank subtracted unless specified in the case narrative section.
L-17	Compound classified by CT RCP as difficult with acceptable recoveries of 40-160%. Recovery does not meet 70-130% criteria but does meet difficult compound criteria.
V-20	Continuing calibration verification (CCV) did not meet method specifications and was biased on the high side. Data validation is not affected since sample result was "not detected" for this compound.

con-test® ANALYTICAL LABORATORY
39 Spruce Street * East Longmeadow, MA 01028 * FAX 413/525-6405 * TEL. 413/525-2332

CERTIFICATIONS

Certified Analyses included in this Report

Analyte	Certifications
CTDEP ETPH in Water	
CT ETPH	CT
SW-846 8260C-D in Water	
Acetone	CT,NH,NY,ME
Acrylonitrile	CT,NY,ME
Benzene	CT,NH,NY,ME
Bromobenzene	NY
Bromodichloromethane	CT,NH,NY,ME
Bromoform	CT,NH,NY,ME
Bromomethane	CT,NH,NY,ME
2-Butanone (MEK)	CT,NH,NY,ME
n-Butylbenzene	NY,ME
sec-Butylbenzene	NY,ME
tert-Butylbenzene	NY,ME
Carbon Disulfide	CT,NH,NY,ME
Carbon Tetrachloride	CT,NH,NY,ME
Chlorobenzene	CT,NH,NY,ME
Chlorodibromomethane	CT,NH,NY,ME
Chloroethane	CT,NH,NY,ME
Chloroform	CT,NH,NY,ME
Chloromethane	CT,NH,NY,ME
2-Chlorotoluene	NY,ME
4-Chlorotoluene	NY,ME
1,2-Dibromo-3-chloropropane (DBCP)	NY
1,2-Dibromoethane (EDB)	NY
Dibromomethane	NH,NY,ME
1,2-Dichlorobenzene	CT,NY,ME
1,3-Dichlorobenzene	CT,NH,NY,ME
1,4-Dichlorobenzene	CT,NH,NY,ME
trans-1,4-Dichloro-2-butene	NH,NY,ME
Dichlorodifluoromethane (Freon 12)	NH,NY,ME
1,1-Dichloroethane	CT,NH,NY,ME
1,2-Dichloroethane	CT,NH,NY,ME
1,1-Dichloroethylene	CT,NH,NY,ME
cis-1,2-Dichloroethylene	NY,ME
trans-1,2-Dichloroethylene	CT,NH,NY,ME
1,2-Dichloropropane	CT,NH,NY,ME
1,3-Dichloropropane	NY,ME
2,2-Dichloropropane	NH,NY,ME
1,1-Dichloropropene	NH,NY,ME
cis-1,3-Dichloropropene	CT,NH,NY,ME
trans-1,3-Dichloropropene	CT,NH,NY,ME
Ethylbenzene	CT,NH,NY,ME
Hexachlorobutadiene	CT,NH,NY,ME
2-Hexanone (MBK)	CT,NH,NY,ME
Isopropylbenzene (Cumene)	NY,ME
p-Isopropyltoluene (p-Cymene)	CT,NH,NY,ME

con-test® ANALYTICAL LABORATORY
39 Spruce Street * East Longmeadow, MA 01028 * FAX 413/525-6405 * TEL. 413/525-2332

CERTIFICATIONS

Certified Analyses included in this Report

Analyte	Certifications
SW-846 8260C-D in Water	
Methyl tert-Butyl Ether (MTBE)	CT,NH,NY,ME
Methylene Chloride	CT,NH,NY,ME
4-Methyl-2-pentanone (MIBK)	CT,NH,NY,ME
Naphthalene	NH,NY,ME
n-Propylbenzene	CT,NH,NY,ME
Styrene	CT,NH,NY,ME
1,1,1,2-Tetrachloroethane	CT,NH,NY,ME
1,1,2,2-Tetrachloroethane	CT,NH,NY,ME
Tetrachloroethylene	CT,NH,NY,ME
Toluene	CT,NH,NY,ME
1,2,3-Trichlorobenzene	NH,NY,ME
1,2,4-Trichlorobenzene	CT,NH,NY,ME
1,1,1-Trichloroethane	CT,NH,NY,ME
1,1,2-Trichloroethane	CT,NH,NY,ME
Trichloroethylene	CT,NH,NY,ME
Trichlorofluoromethane (Freon 11)	CT,NH,NY,ME
1,2,3-Trichloropropane	NH,NY,ME
1,1,2-Trichloro-1,2,2-trifluoroethane (Freon 113)	NY
1,2,4-Trimethylbenzene	NY,ME
1,3,5-Trimethylbenzene	NY,ME
Vinyl Chloride	CT,NH,NY,ME
m+p Xylene	NH,NY,ME
o-Xylene	NH,NY,ME

The CON-TEST Environmental Laboratory operates under the following certifications and accreditations:

Code	Description	Number	Expires
AIHA	AIHA-LAP, LLC - ISO17025:2017	100033	03/1/2022
MA	Massachusetts DEP	M-MA100	06/30/2021
CT	Connecticut Department of Publilc Health	PH-0567	09/30/2021
NY	New York State Department of Health	10899 NELAP	04/1/2021
NH-S	New Hampshire Environmental Lab	2516 NELAP	02/5/2021
RI	Rhode Island Department of Health	LAO00112	12/30/2020
NC	North Carolina Div. of Water Quality	652	12/31/2020
NJ	New Jersey DEP	MA007 NELAP	06/30/2021
FL	Florida Department of Health	E871027 NELAP	06/30/2021
VT	Vermont Department of Health Lead Laboratory	LL015036	07/30/2021
ME	State of Maine	2011028	06/9/2021
VA	Commonwealth of Virginia	460217	12/14/2020
NH-P	New Hampshire Environmental Lab	2557 NELAP	09/6/2021
VT-DW	Vermont Department of Health Drinking Water	VT-255716	06/12/2021
NC-DW	North Carolina Department of Health	25703	07/31/2021
PA	Commonwealth of Pennsylvania DEP	68-05812	06/30/2021
MI	Dept. of Env, Great Lakes, and Energy	9100	09/6/2021

20I1305

con-test ANALYTICAL LABORATORY

Phone: 413-525-2332
Fax: 413-525-6405
Email: info@contestlabs.com

http://www.contestlabs.com

CHAIN OF CUSTODY RECORD

39 Spruce Street
East Longmeadow, MA 01028

Doc # 381 Rev 2_06262019

Page 1 of 1

Company Name: Weston Samps/Verco
Address: 7112 Brook Street
Phone: Rocky Hill, CT 06067
Project Name: Simsbury AWC
Project Location: Simsbury, CT
Project Number: 2180209 Phase R
Project Manager: Jeff Willson
Con-Test Quote Name/Number: —
Invoice Recipient: Drew Bircher / Jeff Willson
Sampled By: Meghan Shannon

Requested Turnaround Time: 7-Day [X] 10-Day [ ] PFAS 10-Day (std) [ ] Due Date:
Rush Approval Required: 1-Day [ ] 2-Day [ ] 3-Day [ ] 4-Day [ ]
Dissolved Metals Samples: [ ] Field Filtered [ ] Lab to Filter
Orthophosphate Samples: [ ] Field Filtered [ ] Lab to Filter
Data Delivery: Format: PDF [X] EXCEL [X]
Other:
CLP Like Data Pkg Required: [ ]
Email To: willsonj@wsginc.com
Fax To #:

ANALYSIS REQUESTED

Con-Test Work Order#	Client Sample ID / Description	Beginning Date/Time	Ending Date/Time	COMP/GRAB	[1]Matrix Code	Conc Code	VIALS	GLASS	PLASTIC	BACTERIA	ENCORE	VOCs	1,4-DIOXANE	PFAS
1	TB-1	9/24/2020		grab	WW	U	2					X		
2	DUP-1			grab	GW	U	3	1				X	X	
3	MW-102		1100	grab	GW	U	3					X		
4	MW-6		1145	grab	GW	U		2					X	
5	CCA-3		1230	grab	GW	U		1					X	X
6	MW-101		1330	grab	GW	U	3	1				X	X	

[2] Preservation Code

Courier Use Only
Total Number Of:
VIALS_____
GLASS_____
PLASTIC_____
BACTERIA_____
ENCORE_____

Glassware in the fridge? Y / N
Glassware in freezer? Y / N
Prepackaged Cooler? Y / N
*Contest is not responsible for missing samples from prepacked coolers

[1] Matrix Codes:
GW = Ground Water
WW = Waste Water
DW = Drinking Water
A = Air
S = Soil
SL = Sludge
SOL = Solid
O = Other (please define)

[2] Preservation Codes:
I = Iced
H = HCL
M = Methanol
N = Nitric Acid
S = Sulfuric Acid
B = Sodium Bisulfate
X = Sodium Hydroxide
T = Sodium Thiosulfate
O = Other (please define)

Relinquished by: (signature)		Date/Time: 09/24/2020 1430
Received by: (signature)		Date/Time: 9/24/20 1600
Relinquished by: (signature)		Date/Time: 9/24/20 1700
Received by: (signature)	3.4 9/24	Date/Time: 9/24/20 1700
Relinquished by: (signature)		Date/Time:
Received by: (signature)		Date/Time:
Relinquished by: (signature)		Date/Time:
Received by: (signature)		Date/Time:

Client Comments: CCA-3 may not have enough H2O for analysis... was all I could collect
mmk

Detection Limit Requirements
MA
CT
CT DEEP
Other:

Special Requirements
[ ] MA MCP Required
[ ] MCP Certification Form Required
[X] CT RCP Required
[ ] RCP Certification Form Required
[ ] MA State DW Required
PWSID #

Please use the following codes to indicate possible sample concentration within the Conc Code column above:
H - High; M - Medium; L - Low; C - Clean; U - Unknown

NELAC and AIHA-LAP, LLC Accredited

Project Entity
Government [ ] Municipality [ ] MWRA [ ] WRTA [ ]
Federal [ ] 21 J [ ] School [ ]
City [ ] Brownfield [ ] MBTA [ ]

Other
[ ] Chromatogram
[ ] AIHA-LAP,LLC

PCB ONLY
[ ] Soxhlet
[ ] Non Soxhlet

Comments:
Notified clien t- not enough sample to run either test for 05, per lab. Cancelled test 9/29/2020 mmk

Disclaimer: Con-Test Labs is not responsible for any omitted information on the Chain of Custody. Th Chain of Custody is a legal document that must be complete and accurate and is used to determine wh analyses the laboratory will perform. Any missing information is not the laboratory's responsibility. C Test values your partnership on each project and will try to assist with missing information, but will not held accountable.

Table of Contents

I Have Not Confirmed Sample Container Numbers With Lab Staff Before Relinquishing Over Samples_____

con-test® ANALYTICAL LABORATORY

Doc# 277 Rev 5 2017

Login Sample Receipt Checklist - (Rejection Criteria Listing - Using Acceptance Policy) Any False Statement will be brought to the attention of the Client - State True or False

Client WES
Received By [signature] Date 9/24/20 Time 1700

How were the samples received? In Cooler T No Cooler ____ On Ice T No Ice ____
Direct from Sampling ____ Ambient ____ Melted Ice ____

Were samples within Temperature? 2-6°C T By Gun # 1 Actual Temp - 3.4
By Blank # ____ Actual Temp - ____

Was Custody Seal Intact? n/a Were Samples Tampered with? n/a
Was COC Relinquished ? T Does Chain Agree With Samples? T
Are there broken/leaking/loose caps on any samples? F
Is COC in ink/ Legible? T Were samples received within holding time? T
Did COC include all pertinent Information? Client T Analysis T Sampler Name T
Project T ID's T Collection Dates/Times T
Are Sample labels filled out and legible? T
Are there Lab to Filters? F Who was notified? ____
Are there Rushes? F Who was notified? ____
Are there Short Holds? F Who was notified? ____
Is there enough Volume? F
Is there Headspace where applicable? T MS/MSD? F
Proper Media/Containers Used? T Is splitting samples required? F
Were trip blanks received? T On COC? T
Do all samples have the proper pH? Acid n/a Base n/a

Vials	#	Containers:	#		#		#
Unp-		1 Liter Amb.	5	1 Liter Plastic		16 oz Amb.	
HCL-	11	500 mL Amb.		500 mL Plastic		8oz Amb/Clear	
Meoh-		250 mL Amb.		250 mL Plastic		4oz Amb/Clear	
Bisulfate-		Flashpoint		Col./Bacteria		2oz Amb/Clear	
DI-		Other Glass		Other Plastic		Encore	
Thiosulfate-		SOC Kit		Plastic Bag		Frozen:	
Sulfuric-		Perchlorate		Ziplock			

Unused Media

Vials	#	Containers:	#		#		#
Unp-		1 Liter Amb.		1 Liter Plastic		16 oz Amb.	
HCL-		500 mL Amb.		500 mL Plastic		8oz Amb/Clear	
Meoh-		250 mL Amb.		250 mL Plastic		4oz Amb/Clear	
Bisulfate-		Col./Bacteria		Flashpoint		2oz Amb/Clear	
DI-		Other Plastic		Other Glass		Encore	
Thiosulfate-		SOC Kit		Plastic Bag		Frozen:	
Sulfuric-		Perchlorate		Ziplock			

Comments:

Might not be enough volume for sample CCA-3.

C:\MSDChem\4\DATA\D093020\D0930024.D

CT ETPH DISCRIMINATION CHECK

Data File Name D0930024.D
Data File Path C:\MSDChem\4\DATA\D093020\
Operator RDD
Date Acquired 9/30/1920 12:00
Acq. Method File EPH11D.M
Sample Name ETPH 1500
Instrument Name GCFID4

Name	Ret Time	Target Response	Average Response	*%D+/-20
C-9	1.57	7032359	8091552	13
C-10	2.23	7244332	8091552	10
C-12	3.18	7496383	8091552	7
C-14	3.90	7630430	8091552	6
C-16	4.52	7910272	8091552	2
C-18	5.07	8160373	8091552	-1
C-20	5.68	8207689	8091552	-1
C-22	6.43	8403903	8091552	-4
C-24	7.28	8547081	8091552	-6
C-26	8.09	8616739	8091552	-6
C-28	8.84	8686816	8091552	-7
C-30	9.52	8590472	8091552	-6
C-32	10.16	8379632	8091552	-4
C-34	10.76	8329487	8091552	-3
C-36	11.35	8137318	8091552	-1

Samples

20I1321-04
20I1321-07
20I1321-06
20I1321-05
20I1321-02
20I1321-01
20I1305-06
20I1305-02
20I1305-04

*One compound allowed %D</=50%

REASONABLE CONFIDENCE PROTOCOL
LABORATORY ANALYSIS QA/QC CERTIFICATION FORM

Laboratory Name: Con-Test Analytical Laboratory

Client: Weston & Sampson

Project Location: Simsbury, CT

Project Number: 20I1305

Laboratory Sample ID(s):

20I1305-01 thru 20I1305-06

Sample Date(s):

09/24/2020

List RCP Methods Used:

CTDEP ETPH, SW-846 8260C-D

1	For each analytical method referenced in this laboratory report package, were all specified QA/QC performance criteria followed, including the requirement to explain any criteria falling outside of acceptable guidelines, as specified in the CTDEP method-specific Reasonable Confidence Protocol documents?	☑ Yes ☐ No
1A	Were the method specified preservation and holding time requirements met?	☑ Yes ☐ No
1B	VPH and EPH Methods only: Was the VPH and EPH method conducted without significant modifications (see Section 11.3 of respective RCP methods)?	☐ Yes ☐ No ☑ N/A
2	Were all samples received by the laboratory in a condition consistent with that described on the associated chain-of-custody document(s)?	☑ Yes ☐ No
3	Were samples received at an appropriate temperature (< 6 degrees C.)?	☑ Yes ☐ No ☐ N/A
4	Were all QA/QC performance criteria specified in the CTDEP Reasonable Confidence Protocol documents achieved?	☐ Yes ☑ No
5A	Were reporting limits specified or referenced on the chain-of-custody?	☐ Yes ☑ No
5B	Were these reporting limits met?	☐ Yes ☐ No
6	For each analytical method referenced in this laboratory report package, were results reported for all constituents identified in the method-specific analyte lists presented in the Reasonable Confidence Protocol documents?	☑ Yes ☐ No
7	Are project-specific matrix spikes and laboratory duplicates included in this data set?	☐ Yes ☑ No

Notes: For all questions to which the response was "No" (with the exception of question #7), additional information must be provided in an attached narrative. If the answer to question #1, #1A, or #1B is "No", the data package does not meet the requirements for "Reasonable Confidence."
This form may not be altered and all questions must be answered.

Lisa A. Worthington

I, the undersigned, attest under the pains and penalties of perjury that, to the best of my knowledge and belief and based upon my personal inquiry of those responsible for providing the information contained in this analytical report, such information is accurate and complete.

Authorized Signature: Lisa Worthington **Position:** **Technical Representative**

Printed Name: **Lisa A. Worthington** **Date:** **10/01/20**

Name of Laboratory: **Con-Test Analytical Laboratory**

This certification form is to be used for RCP methods only.

Groundwater Laboratory Analytical Data

December 2020

con-test® ANALYTICAL LABORATORY
39 Spruce Street * East Longmeadow, MA 01028 * FAX 413/525-6405 * TEL. 413/525-2332

December 11, 2020

Jeff Willson
Weston & Sampson
712 Brook Street, Suite 103
Rocky Hill, CT 06067

Project Location: Simsbury, CT
Client Job Number:
Project Number: [none]
Laboratory Work Order Number: 20L0303

Enclosed are results of analyses for samples received by the laboratory on December 4, 2020. If you have any questions concerning this report, please feel free to contact me.

Sincerely,



Michelle M. Koch
Project Manager

Table of Contents

Sample Summary 3

Case Narrative 4

Sample Results 6

20L0303-01 6

20L0303-02 9

20L0303-03 10

20L0303-04 11

Sample Preparation Information 13

QC Data 14

Volatile Organic Compounds by GC/MS 14

B272283 14

Petroleum Hydrocarbons Analyses 17

B272216 17

Flag/Qualifier Summary 18

Certifications 19

Chain of Custody/Sample Receipt 21

con-test® ANALYTICAL LABORATORY
39 Spruce Street * East Longmeadow, MA 01028 * FAX 413/525-6405 * TEL. 413/525-2332

Weston & Sampson
712 Brook Street, Suite 103
Rocky Hill, CT 06067
ATTN: Jeff Willson

REPORT DATE: 12/11/2020

PURCHASE ORDER NUMBER: 1103487

PROJECT NUMBER: [none]

ANALYTICAL SUMMARY

WORK ORDER NUMBER: 20L0303

The results of analyses performed on the following samples submitted to the CON-TEST Analytical Laboratory are found in this report.

PROJECT LOCATION: Simsbury, CT

FIELD SAMPLE #	LAB ID:	MATRIX	SAMPLE DESCRIPTION	TEST	SUB LAB
MW 101	20L0303-01	Ground Water		CTDEP ETPH	
				SW-846 8260C-D	
MW 6	20L0303-02	Ground Water		CTDEP ETPH	
DUP-1	20L0303-03	Ground Water		CTDEP ETPH	
TB-1	20L0303-04	Trip Blank Water		SW-846 8260C-D	

con-test® ANALYTICAL LABORATORY
39 Spruce Street * East Longmeadow, MA 01028 * FAX 413/525-6405 * TEL. 413/525-2332

CASE NARRATIVE SUMMARY

All reported results are within defined laboratory quality control objectives unless listed below or otherwise qualified in this report.

SW-846 8260C-D

Qualifications:

L-01

Laboratory fortified blank /laboratory control sample recovery outside of control limits. Data validation is not affected since all results are "not detected" for all samples in this batch for this compound and bias is on the high side.

Analyte & Samples(s) Qualified:

Chloromethane
B272283-BS1

Tetrahydrofuran
B272283-BS1

L-17

Compound classified by CT RCP as difficult with acceptable recoveries of 40-160%. Recovery does not meet 70-130% criteria but does meet difficult compound criteria.

Analyte & Samples(s) Qualified:

2-Butanone (MEK)
B272283-BS1

Bromomethane
B272283-BS1

V-05

Continuing calibration verification (CCV) did not meet method specifications and was biased on the low side for this compound.

Analyte & Samples(s) Qualified:

Bromoform
20L0303-01[MW 101], 20L0303-04[TB-1], B272283-BLK1, B272283-BS1, S055184-CCV1

V-20

Continuing calibration verification (CCV) did not meet method specifications and was biased on the high side. Data validation is not affected since sample result was "not detected" for this compound.

Analyte & Samples(s) Qualified:

2-Butanone (MEK)
B272283-BS1, S055184-CCV1

2-Hexanone (MBK)
B272283-BS1, S055184-CCV1

Bromomethane
B272283-BS1, S055184-CCV1

Chloromethane
B272283-BS1, S055184-CCV1

Tetrahydrofuran
B272283-BS1, S055184-CCV1

con-test® ANALYTICAL LABORATORY
39 Spruce Street * East Longmeadow, MA 01028 * FAX 413/525-6405 * TEL. 413/525-2332

The results of analyses reported only relate to samples submitted to the Con-Test Analytical Laboratory for testing.
I certify that the analyses listed above, unless specifically listed as subcontracted, if any, were performed under my direction according to the approved methodologies listed in this document, and that based upon my inquiry of those individuals immediately responsible for obtaining the information, the material contained in this report is, to the best of my knowledge and belief, accurate and complete.

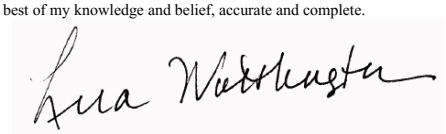

Lisa A. Worthington
Technical Representative

con-test® ANALYTICAL LABORATORY
39 Spruce Street * East Longmeadow, MA 01028 * FAX 413/525-6405 * TEL. 413/525-2332

Project Location: Simsbury, CT | Sample Description: | Work Order: 20L0303

Date Received: 12/4/2020

Field Sample #: MW 101 | Sampled: 12/4/2020 11:00

Sample ID: 20L0303-01

Sample Matrix: Ground Water

Volatile Organic Compounds by GC/MS

Analyte	Results	RL	Units	Dilution	Flag/Qual	Method	Date Prepared	Date/Time Analyzed	Analyst
Acetone	ND	10	µg/L	1		SW-846 8260C-D	12/7/20	12/7/20 16:43	EEH
Acrylonitrile	ND	2.0	µg/L	1		SW-846 8260C-D	12/7/20	12/7/20 16:43	EEH
Benzene	ND	0.50	µg/L	1		SW-846 8260C-D	12/7/20	12/7/20 16:43	EEH
Bromobenzene	ND	0.50	µg/L	1		SW-846 8260C-D	12/7/20	12/7/20 16:43	EEH
Bromodichloromethane	ND	0.50	µg/L	1		SW-846 8260C-D	12/7/20	12/7/20 16:43	EEH
Bromoform	ND	2.0	µg/L	1	V-05	SW-846 8260C-D	12/7/20	12/7/20 16:43	EEH
Bromomethane	ND	2.0	µg/L	1		SW-846 8260C-D	12/7/20	12/7/20 16:43	EEH
2-Butanone (MEK)	ND	5.0	µg/L	1		SW-846 8260C-D	12/7/20	12/7/20 16:43	EEH
n-Butylbenzene	ND	1.0	µg/L	1		SW-846 8260C-D	12/7/20	12/7/20 16:43	EEH
sec-Butylbenzene	ND	1.0	µg/L	1		SW-846 8260C-D	12/7/20	12/7/20 16:43	EEH
tert-Butylbenzene	ND	1.0	µg/L	1		SW-846 8260C-D	12/7/20	12/7/20 16:43	EEH
Carbon Disulfide	ND	5.0	µg/L	1		SW-846 8260C-D	12/7/20	12/7/20 16:43	EEH
Carbon Tetrachloride	ND	0.50	µg/L	1		SW-846 8260C-D	12/7/20	12/7/20 16:43	EEH
Chlorobenzene	ND	0.50	µg/L	1		SW-846 8260C-D	12/7/20	12/7/20 16:43	EEH
Chlorodibromomethane	ND	0.50	µg/L	1		SW-846 8260C-D	12/7/20	12/7/20 16:43	EEH
Chloroethane	ND	0.50	µg/L	1		SW-846 8260C-D	12/7/20	12/7/20 16:43	EEH
Chloroform	ND	0.50	µg/L	1		SW-846 8260C-D	12/7/20	12/7/20 16:43	EEH
Chloromethane	ND	1.0	µg/L	1		SW-846 8260C-D	12/7/20	12/7/20 16:43	EEH
2-Chlorotoluene	ND	0.50	µg/L	1		SW-846 8260C-D	12/7/20	12/7/20 16:43	EEH
4-Chlorotoluene	ND	0.50	µg/L	1		SW-846 8260C-D	12/7/20	12/7/20 16:43	EEH
1,2-Dibromo-3-chloropropane (DBCP)	ND	1.0	µg/L	1		SW-846 8260C-D	12/7/20	12/7/20 16:43	EEH
1,2-Dibromoethane (EDB)	ND	0.50	µg/L	1		SW-846 8260C-D	12/7/20	12/7/20 16:43	EEH
Dibromomethane	ND	0.50	µg/L	1		SW-846 8260C-D	12/7/20	12/7/20 16:43	EEH
1,2-Dichlorobenzene	ND	0.50	µg/L	1		SW-846 8260C-D	12/7/20	12/7/20 16:43	EEH
1,3-Dichlorobenzene	ND	0.50	µg/L	1		SW-846 8260C-D	12/7/20	12/7/20 16:43	EEH
1,4-Dichlorobenzene	ND	0.50	µg/L	1		SW-846 8260C-D	12/7/20	12/7/20 16:43	EEH
trans-1,4-Dichloro-2-butene	ND	2.0	µg/L	1		SW-846 8260C-D	12/7/20	12/7/20 16:43	EEH
Dichlorodifluoromethane (Freon 12)	ND	0.50	µg/L	1		SW-846 8260C-D	12/7/20	12/7/20 16:43	EEH
1,1-Dichloroethane	ND	0.50	µg/L	1		SW-846 8260C-D	12/7/20	12/7/20 16:43	EEH
1,2-Dichloroethane	ND	1.0	µg/L	1		SW-846 8260C-D	12/7/20	12/7/20 16:43	EEH
1,1-Dichloroethylene	ND	0.50	µg/L	1		SW-846 8260C-D	12/7/20	12/7/20 16:43	EEH
cis-1,2-Dichloroethylene	ND	0.50	µg/L	1		SW-846 8260C-D	12/7/20	12/7/20 16:43	EEH
trans-1,2-Dichloroethylene	ND	1.0	µg/L	1		SW-846 8260C-D	12/7/20	12/7/20 16:43	EEH
1,2-Dichloropropane	ND	0.50	µg/L	1		SW-846 8260C-D	12/7/20	12/7/20 16:43	EEH
1,3-Dichloropropane	ND	0.50	µg/L	1		SW-846 8260C-D	12/7/20	12/7/20 16:43	EEH
2,2-Dichloropropane	ND	0.50	µg/L	1		SW-846 8260C-D	12/7/20	12/7/20 16:43	EEH
1,1-Dichloropropene	ND	0.50	µg/L	1		SW-846 8260C-D	12/7/20	12/7/20 16:43	EEH
cis-1,3-Dichloropropene	ND	0.50	µg/L	1		SW-846 8260C-D	12/7/20	12/7/20 16:43	EEH
trans-1,3-Dichloropropene	ND	0.50	µg/L	1		SW-846 8260C-D	12/7/20	12/7/20 16:43	EEH
Ethylbenzene	ND	0.50	µg/L	1		SW-846 8260C-D	12/7/20	12/7/20 16:43	EEH
Hexachlorobutadiene	ND	0.60	µg/L	1		SW-846 8260C-D	12/7/20	12/7/20 16:43	EEH
2-Hexanone (MBK)	ND	5.0	µg/L	1		SW-846 8260C-D	12/7/20	12/7/20 16:43	EEH
Isopropylbenzene (Cumene)	ND	0.50	µg/L	1		SW-846 8260C-D	12/7/20	12/7/20 16:43	EEH
p-Isopropyltoluene (p-Cymene)	ND	0.50	µg/L	1		SW-846 8260C-D	12/7/20	12/7/20 16:43	EEH

con-test® ANALYTICAL LABORATORY
39 Spruce Street * East Longmeadow, MA 01028 * FAX 413/525-6405 * TEL. 413/525-2332

Project Location: Simsbury, CT | Sample Description: | Work Order: 20L0303

Date Received: 12/4/2020

Field Sample #: MW 101 | Sampled: 12/4/2020 11:00

Sample ID: 20L0303-01

Sample Matrix: Ground Water

Volatile Organic Compounds by GC/MS

Analyte	Results	RL	Units	Dilution	Flag/Qual	Method	Date Prepared	Date/Time Analyzed	Analyst
Methyl tert-Butyl Ether (MTBE)	ND	0.50	µg/L	1		SW-846 8260C-D	12/7/20	12/7/20 16:43	EEH
Methylene Chloride	ND	5.0	µg/L	1		SW-846 8260C-D	12/7/20	12/7/20 16:43	EEH
4-Methyl-2-pentanone (MIBK)	ND	5.0	µg/L	1		SW-846 8260C-D	12/7/20	12/7/20 16:43	EEH
Naphthalene	ND	2.0	µg/L	1		SW-846 8260C-D	12/7/20	12/7/20 16:43	EEH
n-Propylbenzene	ND	1.0	µg/L	1		SW-846 8260C-D	12/7/20	12/7/20 16:43	EEH
Styrene	ND	1.0	µg/L	1		SW-846 8260C-D	12/7/20	12/7/20 16:43	EEH
1,1,1,2-Tetrachloroethane	ND	0.50	µg/L	1		SW-846 8260C-D	12/7/20	12/7/20 16:43	EEH
1,1,2,2-Tetrachloroethane	ND	0.50	µg/L	1		SW-846 8260C-D	12/7/20	12/7/20 16:43	EEH
Tetrachloroethylene	ND	1.0	µg/L	1		SW-846 8260C-D	12/7/20	12/7/20 16:43	EEH
Tetrahydrofuran	ND	10	µg/L	1		SW-846 8260C-D	12/7/20	12/7/20 16:43	EEH
Toluene	ND	1.0	µg/L	1		SW-846 8260C-D	12/7/20	12/7/20 16:43	EEH
1,2,3-Trichlorobenzene	ND	1.0	µg/L	1		SW-846 8260C-D	12/7/20	12/7/20 16:43	EEH
1,2,4-Trichlorobenzene	ND	0.50	µg/L	1		SW-846 8260C-D	12/7/20	12/7/20 16:43	EEH
1,1,1-Trichloroethane	ND	0.50	µg/L	1		SW-846 8260C-D	12/7/20	12/7/20 16:43	EEH
1,1,2-Trichloroethane	ND	0.50	µg/L	1		SW-846 8260C-D	12/7/20	12/7/20 16:43	EEH
Trichloroethylene	ND	1.0	µg/L	1		SW-846 8260C-D	12/7/20	12/7/20 16:43	EEH
Trichlorofluoromethane (Freon 11)	ND	2.0	µg/L	1		SW-846 8260C-D	12/7/20	12/7/20 16:43	EEH
1,2,3-Trichloropropane	ND	0.50	µg/L	1		SW-846 8260C-D	12/7/20	12/7/20 16:43	EEH
1,1,2-Trichloro-1,2,2-trifluoroethane (Freon 113)	ND	0.50	µg/L	1		SW-846 8260C-D	12/7/20	12/7/20 16:43	EEH
1,2,4-Trimethylbenzene	ND	0.50	µg/L	1		SW-846 8260C-D	12/7/20	12/7/20 16:43	EEH
1,3,5-Trimethylbenzene	ND	0.50	µg/L	1		SW-846 8260C-D	12/7/20	12/7/20 16:43	EEH
Vinyl Chloride	ND	1.0	µg/L	1		SW-846 8260C-D	12/7/20	12/7/20 16:43	EEH
m+p Xylene	ND	2.0	µg/L	1		SW-846 8260C-D	12/7/20	12/7/20 16:43	EEH
o-Xylene	ND	1.0	µg/L	1		SW-846 8260C-D	12/7/20	12/7/20 16:43	EEH

Surrogates	% Recovery	Recovery Limits	Flag/Qual	
1,2-Dichloroethane-d4	108	70-130		12/7/20 16:43
Toluene-d8	104	70-130		12/7/20 16:43
4-Bromofluorobenzene	99.5	70-130		12/7/20 16:43

con-test® ANALYTICAL LABORATORY
39 Spruce Street * East Longmeadow, MA 01028 * FAX 413/525-6405 * TEL. 413/525-2332

Project Location: Simsbury, CT | Sample Description: | Work Order: 20L0303

Date Received: 12/4/2020

Field Sample #: MW 101 | Sampled: 12/4/2020 11:00

Sample ID: 20L0303-01

Sample Matrix: Ground Water

Petroleum Hydrocarbons Analyses

Analyte	Results	RL	Units	Dilution	Flag/Qual	Method	Date Prepared	Date/Time Analyzed	Analyst
CT ETPH	0.24	0.14	mg/L	1		CTDEP ETPH	12/5/20	12/7/20 21:41	RDD

Surrogates	% Recovery	Recovery Limits	Flag/Qual				
2-Fluorobiphenyl	103	50-150				12/7/20 21:41	

con-test® ANALYTICAL LABORATORY
39 Spruce Street * East Longmeadow, MA 01028 * FAX 413/525-6405 * TEL. 413/525-2332

Project Location: Simsbury, CT | Sample Description: | Work Order: 20L0303

Date Received: 12/4/2020

Field Sample #: MW 6 | Sampled: 12/4/2020 12:30

Sample ID: 20L0303-02

Sample Matrix: Ground Water

Petroleum Hydrocarbons Analyses

Analyte	Results	RL	Units	Dilution	Flag/Qual	Method	Date Prepared	Date/Time Analyzed	Analyst
CT ETPH	ND	0.15	mg/L	1		CTDEP ETPH	12/5/20	12/7/20 21:00	RDD

Surrogates	% Recovery	Recovery Limits	Flag/Qual				
2-Fluorobiphenyl	94.3	50-150				12/7/20 21:00	

con-test® ANALYTICAL LABORATORY
39 Spruce Street * East Longmeadow, MA 01028 * FAX 413/525-6405 * TEL. 413/525-2332

Project Location: Simsbury, CT | Sample Description: | Work Order: 20L0303

Date Received: 12/4/2020

Field Sample #: DUP-1 | Sampled: 12/4/2020 00:00

Sample ID: 20L0303-03

Sample Matrix: Ground Water

Petroleum Hydrocarbons Analyses

Analyte	Results	RL	Units	Dilution	Flag/Qual	Method	Date Prepared	Date/Time Analyzed	Analyst
CT ETPH	ND	0.15	mg/L	1		CTDEP ETPH	12/5/20	12/7/20 20:39	RDD

Surrogates	% Recovery	Recovery Limits	Flag/Qual				
2-Fluorobiphenyl	109	50-150				12/7/20 20:39	

con-test® ANALYTICAL LABORATORY
39 Spruce Street * East Longmeadow, MA 01028 * FAX 413/525-6405 * TEL. 413/525-2332

Project Location: Simsbury, CT | Sample Description: | Work Order: 20L0303

Date Received: 12/4/2020

Field Sample #: TB-1 | Sampled: 12/4/2020 00:00

Sample ID: 20L0303-04

Sample Matrix: Trip Blank Water

Volatile Organic Compounds by GC/MS

Analyte	Results	RL	Units	Dilution	Flag/Qual	Method	Date Prepared	Date/Time Analyzed	Analyst
Acetone	ND	10	µg/L	1		SW-846 8260C-D	12/7/20	12/7/20 13:58	EEH
Acrylonitrile	ND	2.0	µg/L	1		SW-846 8260C-D	12/7/20	12/7/20 13:58	EEH
Benzene	ND	0.50	µg/L	1		SW-846 8260C-D	12/7/20	12/7/20 13:58	EEH
Bromobenzene	ND	0.50	µg/L	1		SW-846 8260C-D	12/7/20	12/7/20 13:58	EEH
Bromodichloromethane	ND	0.50	µg/L	1		SW-846 8260C-D	12/7/20	12/7/20 13:58	EEH
Bromoform	ND	2.0	µg/L	1	V-05	SW-846 8260C-D	12/7/20	12/7/20 13:58	EEH
Bromomethane	ND	2.0	µg/L	1		SW-846 8260C-D	12/7/20	12/7/20 13:58	EEH
2-Butanone (MEK)	ND	5.0	µg/L	1		SW-846 8260C-D	12/7/20	12/7/20 13:58	EEH
n-Butylbenzene	ND	1.0	µg/L	1		SW-846 8260C-D	12/7/20	12/7/20 13:58	EEH
sec-Butylbenzene	ND	1.0	µg/L	1		SW-846 8260C-D	12/7/20	12/7/20 13:58	EEH
tert-Butylbenzene	ND	1.0	µg/L	1		SW-846 8260C-D	12/7/20	12/7/20 13:58	EEH
Carbon Disulfide	ND	5.0	µg/L	1		SW-846 8260C-D	12/7/20	12/7/20 13:58	EEH
Carbon Tetrachloride	ND	0.50	µg/L	1		SW-846 8260C-D	12/7/20	12/7/20 13:58	EEH
Chlorobenzene	ND	0.50	µg/L	1		SW-846 8260C-D	12/7/20	12/7/20 13:58	EEH
Chlorodibromomethane	ND	0.50	µg/L	1		SW-846 8260C-D	12/7/20	12/7/20 13:58	EEH
Chloroethane	ND	0.50	µg/L	1		SW-846 8260C-D	12/7/20	12/7/20 13:58	EEH
Chloroform	ND	0.50	µg/L	1		SW-846 8260C-D	12/7/20	12/7/20 13:58	EEH
Chloromethane	ND	1.0	µg/L	1		SW-846 8260C-D	12/7/20	12/7/20 13:58	EEH
2-Chlorotoluene	ND	0.50	µg/L	1		SW-846 8260C-D	12/7/20	12/7/20 13:58	EEH
4-Chlorotoluene	ND	0.50	µg/L	1		SW-846 8260C-D	12/7/20	12/7/20 13:58	EEH
1,2-Dibromo-3-chloropropane (DBCP)	ND	1.0	µg/L	1		SW-846 8260C-D	12/7/20	12/7/20 13:58	EEH
1,2-Dibromoethane (EDB)	ND	0.50	µg/L	1		SW-846 8260C-D	12/7/20	12/7/20 13:58	EEH
Dibromomethane	ND	0.50	µg/L	1		SW-846 8260C-D	12/7/20	12/7/20 13:58	EEH
1,2-Dichlorobenzene	ND	0.50	µg/L	1		SW-846 8260C-D	12/7/20	12/7/20 13:58	EEH
1,3-Dichlorobenzene	ND	0.50	µg/L	1		SW-846 8260C-D	12/7/20	12/7/20 13:58	EEH
1,4-Dichlorobenzene	ND	0.50	µg/L	1		SW-846 8260C-D	12/7/20	12/7/20 13:58	EEH
trans-1,4-Dichloro-2-butene	ND	2.0	µg/L	1		SW-846 8260C-D	12/7/20	12/7/20 13:58	EEH
Dichlorodifluoromethane (Freon 12)	ND	0.50	µg/L	1		SW-846 8260C-D	12/7/20	12/7/20 13:58	EEH
1,1-Dichloroethane	ND	0.50	µg/L	1		SW-846 8260C-D	12/7/20	12/7/20 13:58	EEH
1,2-Dichloroethane	ND	1.0	µg/L	1		SW-846 8260C-D	12/7/20	12/7/20 13:58	EEH
1,1-Dichloroethylene	ND	0.50	µg/L	1		SW-846 8260C-D	12/7/20	12/7/20 13:58	EEH
cis-1,2-Dichloroethylene	ND	0.50	µg/L	1		SW-846 8260C-D	12/7/20	12/7/20 13:58	EEH
trans-1,2-Dichloroethylene	ND	1.0	µg/L	1		SW-846 8260C-D	12/7/20	12/7/20 13:58	EEH
1,2-Dichloropropane	ND	0.50	µg/L	1		SW-846 8260C-D	12/7/20	12/7/20 13:58	EEH
1,3-Dichloropropane	ND	0.50	µg/L	1		SW-846 8260C-D	12/7/20	12/7/20 13:58	EEH
2,2-Dichloropropane	ND	0.50	µg/L	1		SW-846 8260C-D	12/7/20	12/7/20 13:58	EEH
1,1-Dichloropropene	ND	0.50	µg/L	1		SW-846 8260C-D	12/7/20	12/7/20 13:58	EEH
cis-1,3-Dichloropropene	ND	0.50	µg/L	1		SW-846 8260C-D	12/7/20	12/7/20 13:58	EEH
trans-1,3-Dichloropropene	ND	0.50	µg/L	1		SW-846 8260C-D	12/7/20	12/7/20 13:58	EEH
Ethylbenzene	ND	0.50	µg/L	1		SW-846 8260C-D	12/7/20	12/7/20 13:58	EEH
Hexachlorobutadiene	ND	0.60	µg/L	1		SW-846 8260C-D	12/7/20	12/7/20 13:58	EEH
2-Hexanone (MBK)	ND	5.0	µg/L	1		SW-846 8260C-D	12/7/20	12/7/20 13:58	EEH
Isopropylbenzene (Cumene)	ND	0.50	µg/L	1		SW-846 8260C-D	12/7/20	12/7/20 13:58	EEH
p-Isopropyltoluene (p-Cymene)	ND	0.50	µg/L	1		SW-846 8260C-D	12/7/20	12/7/20 13:58	EEH

con-test® ANALYTICAL LABORATORY
39 Spruce Street * East Longmeadow, MA 01028 * FAX 413/525-6405 * TEL. 413/525-2332

Project Location: Simsbury, CT | Sample Description: | Work Order: 20L0303

Date Received: 12/4/2020

Field Sample #: TB-1 | Sampled: 12/4/2020 00:00

Sample ID: 20L0303-04

Sample Matrix: Trip Blank Water

Volatile Organic Compounds by GC/MS

Analyte	Results	RL	Units	Dilution	Flag/Qual	Method	Date Prepared	Date/Time Analyzed	Analyst
Methyl tert-Butyl Ether (MTBE)	ND	0.50	µg/L	1		SW-846 8260C-D	12/7/20	12/7/20 13:58	EEH
Methylene Chloride	ND	5.0	µg/L	1		SW-846 8260C-D	12/7/20	12/7/20 13:58	EEH
4-Methyl-2-pentanone (MIBK)	ND	5.0	µg/L	1		SW-846 8260C-D	12/7/20	12/7/20 13:58	EEH
Naphthalene	ND	2.0	µg/L	1		SW-846 8260C-D	12/7/20	12/7/20 13:58	EEH
n-Propylbenzene	ND	1.0	µg/L	1		SW-846 8260C-D	12/7/20	12/7/20 13:58	EEH
Styrene	ND	1.0	µg/L	1		SW-846 8260C-D	12/7/20	12/7/20 13:58	EEH
1,1,1,2-Tetrachloroethane	ND	0.50	µg/L	1		SW-846 8260C-D	12/7/20	12/7/20 13:58	EEH
1,1,2,2-Tetrachloroethane	ND	0.50	µg/L	1		SW-846 8260C-D	12/7/20	12/7/20 13:58	EEH
Tetrachloroethylene	ND	1.0	µg/L	1		SW-846 8260C-D	12/7/20	12/7/20 13:58	EEH
Tetrahydrofuran	ND	10	µg/L	1		SW-846 8260C-D	12/7/20	12/7/20 13:58	EEH
Toluene	ND	1.0	µg/L	1		SW-846 8260C-D	12/7/20	12/7/20 13:58	EEH
1,2,3-Trichlorobenzene	ND	1.0	µg/L	1		SW-846 8260C-D	12/7/20	12/7/20 13:58	EEH
1,2,4-Trichlorobenzene	ND	0.50	µg/L	1		SW-846 8260C-D	12/7/20	12/7/20 13:58	EEH
1,1,1-Trichloroethane	ND	0.50	µg/L	1		SW-846 8260C-D	12/7/20	12/7/20 13:58	EEH
1,1,2-Trichloroethane	ND	0.50	µg/L	1		SW-846 8260C-D	12/7/20	12/7/20 13:58	EEH
Trichloroethylene	ND	1.0	µg/L	1		SW-846 8260C-D	12/7/20	12/7/20 13:58	EEH
Trichlorofluoromethane (Freon 11)	ND	2.0	µg/L	1		SW-846 8260C-D	12/7/20	12/7/20 13:58	EEH
1,2,3-Trichloropropane	ND	0.50	µg/L	1		SW-846 8260C-D	12/7/20	12/7/20 13:58	EEH
1,1,2-Trichloro-1,2,2-trifluoroethane (Freon 113)	ND	0.50	µg/L	1		SW-846 8260C-D	12/7/20	12/7/20 13:58	EEH
1,2,4-Trimethylbenzene	ND	0.50	µg/L	1		SW-846 8260C-D	12/7/20	12/7/20 13:58	EEH
1,3,5-Trimethylbenzene	ND	0.50	µg/L	1		SW-846 8260C-D	12/7/20	12/7/20 13:58	EEH
Vinyl Chloride	ND	1.0	µg/L	1		SW-846 8260C-D	12/7/20	12/7/20 13:58	EEH
m+p Xylene	ND	2.0	µg/L	1		SW-846 8260C-D	12/7/20	12/7/20 13:58	EEH
o-Xylene	ND	1.0	µg/L	1		SW-846 8260C-D	12/7/20	12/7/20 13:58	EEH

Surrogates	% Recovery	Recovery Limits	Flag/Qual	
1,2-Dichloroethane-d4	111	70-130		12/7/20 13:58
Toluene-d8	105	70-130		12/7/20 13:58
4-Bromofluorobenzene	98.8	70-130		12/7/20 13:58

con-test® ANALYTICAL LABORATORY
39 Spruce Street * East Longmeadow, MA 01028 * FAX 413/525-6405 * TEL. 413/525-2332

Sample Extraction Data

Prep Method: SW-846 3510C **Analytical Method: CTDEP ETPH**

Lab Number [Field ID]	Batch	Initial [mL]	Final [mL]	Date
20L0303-01 [MW 101]	B272216	940	0.900	12/05/20
20L0303-02 [MW 6]	B272216	1000	1.00	12/05/20
20L0303-03 [DUP-1]	B272216	1000	1.00	12/05/20

Prep Method: SW-846 5030B **Analytical Method: SW-846 8260C-D**

Lab Number [Field ID]	Batch	Initial [mL]	Final [mL]	Date
20L0303-01 [MW 101]	B272283	5	5.00	12/07/20
20L0303-04 [TB-1]	B272283	5	5.00	12/07/20

con-test® ANALYTICAL LABORATORY
39 Spruce Street * East Longmeadow, MA 01028 * FAX 413/525-6405 * TEL. 413/525-2332

QUALITY CONTROL

Volatile Organic Compounds by GC/MS - Quality Control

Analyte	Result	Reporting Limit	Units	Spike Level	Source Result	%REC	%REC Limits	RPD	RPD Limit	Notes
Batch B272283 - SW-846 5030B										
Blank (B272283-BLK1)				Prepared & Analyzed: 12/07/20						
Acetone	ND	10	µg/L							
Acrylonitrile	ND	2.0	µg/L							
Benzene	ND	0.50	µg/L							
Bromobenzene	ND	0.50	µg/L							
Bromodichloromethane	ND	0.50	µg/L							
Bromoform	ND	0.50	µg/L							V-05
Bromomethane	ND	2.0	µg/L							
2-Butanone (MEK)	ND	5.0	µg/L							
n-Butylbenzene	ND	1.0	µg/L							
sec-Butylbenzene	ND	1.0	µg/L							
tert-Butylbenzene	ND	1.0	µg/L							
Carbon Disulfide	ND	5.0	µg/L							
Carbon Tetrachloride	ND	0.50	µg/L							
Chlorobenzene	ND	0.50	µg/L							
Chlorodibromomethane	ND	0.50	µg/L							
Chloroethane	ND	0.50	µg/L							
Chloroform	ND	0.50	µg/L							
Chloromethane	ND	0.60	µg/L							
2-Chlorotoluene	ND	0.50	µg/L							
4-Chlorotoluene	ND	0.50	µg/L							
1,2-Dibromo-3-chloropropane (DBCP)	ND	1.0	µg/L							
1,2-Dibromoethane (EDB)	ND	0.50	µg/L							
Dibromomethane	ND	0.50	µg/L							
1,2-Dichlorobenzene	ND	0.50	µg/L							
1,3-Dichlorobenzene	ND	0.50	µg/L							
1,4-Dichlorobenzene	ND	0.50	µg/L							
trans-1,4-Dichloro-2-butene	ND	2.0	µg/L							
Dichlorodifluoromethane (Freon 12)	ND	0.50	µg/L							
1,1-Dichloroethane	ND	0.50	µg/L							
1,2-Dichloroethane	ND	0.50	µg/L							
1,1-Dichloroethylene	ND	0.50	µg/L							
cis-1,2-Dichloroethylene	ND	0.50	µg/L							
trans-1,2-Dichloroethylene	ND	1.0	µg/L							
1,2-Dichloropropane	ND	0.50	µg/L							
1,3-Dichloropropane	ND	0.50	µg/L							
2,2-Dichloropropane	ND	0.50	µg/L							
1,1-Dichloropropene	ND	0.50	µg/L							
cis-1,3-Dichloropropene	ND	0.50	µg/L							
trans-1,3-Dichloropropene	ND	0.50	µg/L							
Ethylbenzene	ND	0.50	µg/L							
Hexachlorobutadiene	ND	0.60	µg/L							
2-Hexanone (MBK)	ND	5.0	µg/L							
Isopropylbenzene (Cumene)	ND	0.50	µg/L							
p-Isopropyltoluene (p-Cymene)	ND	0.50	µg/L							
Methyl tert-Butyl Ether (MTBE)	ND	0.50	µg/L							
Methylene Chloride	ND	5.0	µg/L							
4-Methyl-2-pentanone (MIBK)	ND	5.0	µg/L							
Naphthalene	ND	2.0	µg/L							
n-Propylbenzene	ND	1.0	µg/L							
Styrene	ND	1.0	µg/L							
1,1,1,2-Tetrachloroethane	ND	0.50	µg/L							
1,1,2,2-Tetrachloroethane	ND	0.50	µg/L							

con-test® ANALYTICAL LABORATORY
39 Spruce Street * East Longmeadow, MA 01028 * FAX 413/525-6405 * TEL. 413/525-2332

QUALITY CONTROL

Volatile Organic Compounds by GC/MS - Quality Control

Analyte	Result	Reporting Limit	Units	Spike Level	Source Result	%REC		%REC Limits	RPD	RPD Limit	Notes
Batch B272283 - SW-846 5030B											
Blank (B272283-BLK1)				Prepared & Analyzed: 12/07/20							
Tetrachloroethylene	ND	1.0	µg/L								
Tetrahydrofuran	ND	10	µg/L								
Toluene	ND	1.0	µg/L								
1,2,3-Trichlorobenzene	ND	1.0	µg/L								
1,2,4-Trichlorobenzene	ND	0.50	µg/L								
1,1,1-Trichloroethane	ND	0.50	µg/L								
1,1,2-Trichloroethane	ND	0.50	µg/L								
Trichloroethylene	ND	1.0	µg/L								
Trichlorofluoromethane (Freon 11)	ND	2.0	µg/L								
1,2,3-Trichloropropane	ND	0.50	µg/L								
1,1,2-Trichloro-1,2,2-trifluoroethane (Freon 113)	ND	0.50	µg/L								
1,2,4-Trimethylbenzene	ND	0.50	µg/L								
1,3,5-Trimethylbenzene	ND	0.50	µg/L								
Vinyl Chloride	ND	1.0	µg/L								
m+p Xylene	ND	2.0	µg/L								
o-Xylene	ND	1.0	µg/L								
Surrogate: 1,2-Dichloroethane-d4	*27.2*		µg/L	25.0		109		70-130			
Surrogate: Toluene-d8	*26.2*		µg/L	25.0		105		70-130			
Surrogate: 4-Bromofluorobenzene	*24.6*		µg/L	25.0		98.2		70-130			
LCS (B272283-BS1)				Prepared & Analyzed: 12/07/20							
Acetone	116	10	µg/L	100		116		40-160			
Acrylonitrile	11.9	2.0	µg/L	10.0		119		70-130			
Benzene	11.4	0.50	µg/L	10.0		114		70-130			
Bromobenzene	9.90	0.50	µg/L	10.0		99.0		70-130			
Bromodichloromethane	9.07	0.50	µg/L	10.0		90.7		70-130			
Bromoform	7.61	0.50	µg/L	10.0		76.1		70-130			V-05
Bromomethane	13.7	2.0	µg/L	10.0		137		40-160			L-17, V-20
2-Butanone (MEK)	133	5.0	µg/L	100		133		40-160			L-17, V-20
n-Butylbenzene	10.6	1.0	µg/L	10.0		106		70-130			
sec-Butylbenzene	10.1	1.0	µg/L	10.0		101		70-130			
tert-Butylbenzene	10.0	1.0	µg/L	10.0		100		70-130			
Carbon Disulfide	105	5.0	µg/L	100		105		70-130			
Carbon Tetrachloride	9.26	0.50	µg/L	10.0		92.6		70-130			
Chlorobenzene	9.12	0.50	µg/L	10.0		91.2		70-130			
Chlorodibromomethane	8.62	0.50	µg/L	10.0		86.2		40-160			
Chloroethane	11.6	0.50	µg/L	10.0		116		70-130			
Chloroform	10.7	0.50	µg/L	10.0		107		70-130			
Chloromethane	16.7	0.60	µg/L	10.0		**167**	*	40-160			L-01, V-20
2-Chlorotoluene	9.20	0.50	µg/L	10.0		92.0		70-130			
4-Chlorotoluene	9.37	0.50	µg/L	10.0		93.7		70-130			
1,2-Dibromo-3-chloropropane (DBCP)	10.5	1.0	µg/L	10.0		105		70-130			
1,2-Dibromoethane (EDB)	9.62	0.50	µg/L	10.0		96.2		70-130			
Dibromomethane	8.90	0.50	µg/L	10.0		89.0		70-130			
1,2-Dichlorobenzene	9.26	0.50	µg/L	10.0		92.6		70-130			
1,3-Dichlorobenzene	9.51	0.50	µg/L	10.0		95.1		70-130			
1,4-Dichlorobenzene	9.30	0.50	µg/L	10.0		93.0		70-130			
trans-1,4-Dichloro-2-butene	8.83	2.0	µg/L	10.0		88.3		70-130			
Dichlorodifluoromethane (Freon 12)	8.74	0.50	µg/L	10.0		87.4		40-160			
1,1-Dichloroethane	11.8	0.50	µg/L	10.0		118		70-130			
1,2-Dichloroethane	9.00	0.50	µg/L	10.0		90.0		70-130			
1,1-Dichloroethylene	10.7	0.50	µg/L	10.0		107		70-130			

con-test® ANALYTICAL LABORATORY
39 Spruce Street * East Longmeadow, MA 01028 * FAX 413/525-6405 * TEL. 413/525-2332

QUALITY CONTROL

Volatile Organic Compounds by GC/MS - Quality Control

Analyte	Result	Reporting Limit	Units	Spike Level	Source Result	%REC		%REC Limits	RPD	RPD Limit	Notes
Batch B272283 - SW-846 5030B											
LCS (B272283-BS1)				Prepared & Analyzed: 12/07/20							
cis-1,2-Dichloroethylene	11.4	0.50	µg/L	10.0		114		70-130			
trans-1,2-Dichloroethylene	11.5	1.0	µg/L	10.0		115		70-130			
1,2-Dichloropropane	11.1	0.50	µg/L	10.0		111		70-130			
1,3-Dichloropropane	10.4	0.50	µg/L	10.0		104		70-130			
2,2-Dichloropropane	10.6	0.50	µg/L	10.0		106		70-130			
1,1-Dichloropropene	11.4	0.50	µg/L	10.0		114		70-130			
cis-1,3-Dichloropropene	10.6	0.50	µg/L	10.0		106		70-130			
trans-1,3-Dichloropropene	10.2	0.50	µg/L	10.0		102		70-130			
Ethylbenzene	9.63	0.50	µg/L	10.0		96.3		70-130			
Hexachlorobutadiene	9.01	0.60	µg/L	10.0		90.1		40-160			
2-Hexanone (MBK)	121	5.0	µg/L	100		121		70-130			V-20
Isopropylbenzene (Cumene)	9.15	0.50	µg/L	10.0		91.5		70-130			
p-Isopropyltoluene (p-Cymene)	10.1	0.50	µg/L	10.0		101		70-130			
Methyl tert-Butyl Ether (MTBE)	11.1	0.50	µg/L	10.0		111		70-130			
Methylene Chloride	11.5	5.0	µg/L	10.0		115		70-130			
4-Methyl-2-pentanone (MIBK)	119	5.0	µg/L	100		119		40-160			
Naphthalene	9.80	2.0	µg/L	10.0		98.0		70-130			
n-Propylbenzene	9.61	1.0	µg/L	10.0		96.1		70-130			
Styrene	9.85	1.0	µg/L	10.0		98.5		70-130			
1,1,1,2-Tetrachloroethane	8.57	0.50	µg/L	10.0		85.7		70-130			
1,1,2,2-Tetrachloroethane	10.1	0.50	µg/L	10.0		101		70-130			
Tetrachloroethylene	8.69	1.0	µg/L	10.0		86.9		70-130			
Tetrahydrofuran	14.3	10	µg/L	10.0		**143**	*	70-130			L-01, V-20
Toluene	9.90	1.0	µg/L	10.0		99.0		70-130			
1,2,3-Trichlorobenzene	9.27	1.0	µg/L	10.0		92.7		70-130			
1,2,4-Trichlorobenzene	9.47	0.50	µg/L	10.0		94.7		70-130			
1,1,1-Trichloroethane	10.0	0.50	µg/L	10.0		100		70-130			
1,1,2-Trichloroethane	10.1	0.50	µg/L	10.0		101		70-130			
Trichloroethylene	10.1	1.0	µg/L	10.0		101		70-130			
Trichlorofluoromethane (Freon 11)	9.35	2.0	µg/L	10.0		93.5		40-160			
1,2,3-Trichloropropane	10.3	0.50	µg/L	10.0		103		70-130			
1,1,2-Trichloro-1,2,2-trifluoroethane (Freon 113)	9.54	0.50	µg/L	10.0		95.4		70-130			
1,2,4-Trimethylbenzene	10.1	0.50	µg/L	10.0		101		70-130			
1,3,5-Trimethylbenzene	9.69	0.50	µg/L	10.0		96.9		70-130			
Vinyl Chloride	9.63	1.0	µg/L	10.0		96.3		70-130			
m+p Xylene	19.6	2.0	µg/L	20.0		97.8		70-130			
o-Xylene	9.56	1.0	µg/L	10.0		95.6		70-130			
Surrogate: 1,2-Dichloroethane-d4	*27.0*		µg/L	25.0		108		70-130			
Surrogate: Toluene-d8	*26.2*		µg/L	25.0		105		70-130			
Surrogate: 4-Bromofluorobenzene	*25.2*		µg/L	25.0		101		70-130			

con-test® ANALYTICAL LABORATORY
39 Spruce Street * East Longmeadow, MA 01028 * FAX 413/525-6405 * TEL. 413/525-2332

QUALITY CONTROL

Petroleum Hydrocarbons Analyses - Quality Control

Analyte	Result	Reporting Limit	Units	Spike Level	Source Result	%REC	%REC Limits	RPD	RPD Limit	Notes
Batch B272216 - SW-846 3510C										
Blank (B272216-BLK1)				Prepared: 12/05/20 Analyzed: 12/07/20						
CT ETPH	ND	0.15	mg/L							
Surrogate: 2-Fluorobiphenyl	*0.111*		mg/L	0.100		111	50-150			
LCS (B272216-BS1)				Prepared: 12/05/20 Analyzed: 12/07/20						
CT ETPH	0.841	0.15	mg/L	1.00		84.1	60-120			
Surrogate: 2-Fluorobiphenyl	*0.101*		mg/L	0.100		101	50-150			
LCS Dup (B272216-BSD1)				Prepared: 12/05/20 Analyzed: 12/07/20						
CT ETPH	0.845	0.15	mg/L	1.00		84.5	60-120	0.426	30	
Surrogate: 2-Fluorobiphenyl	*0.103*		mg/L	0.100		103	50-150			

con-test® ANALYTICAL LABORATORY
39 Spruce Street * East Longmeadow, MA 01028 * FAX 413/525-6405 * TEL. 413/525-2332

FLAG/QUALIFIER SUMMARY

*	QC result is outside of established limits.
†	Wide recovery limits established for difficult compound.
‡	Wide RPD limits established for difficult compound.
#	Data exceeded client recommended or regulatory level
ND	Not Detected
RL	Reporting Limit is at the level of quantitation (LOQ)
DL	Detection Limit is the lower limit of detection determined by the MDL study
MCL	Maximum Contaminant Level
	Percent recoveries and relative percent differences (RPDs) are determined by the software using values in the calculation which have not been rounded.
	No results have been blank subtracted unless specified in the case narrative section.
L-01	Laboratory fortified blank /laboratory control sample recovery outside of control limits. Data validation is not affected since all results are "not detected" for all samples in this batch for this compound and bias is on the high side.
L-17	Compound classified by CT RCP as difficult with acceptable recoveries of 40-160%. Recovery does not meet 70-130% criteria but does meet difficult compound criteria.
V-05	Continuing calibration verification (CCV) did not meet method specifications and was biased on the low side for this compound.
V-20	Continuing calibration verification (CCV) did not meet method specifications and was biased on the high side. Data validation is not affected since sample result was "not detected" for this compound.

con-test® ANALYTICAL LABORATORY
39 Spruce Street * East Longmeadow, MA 01028 * FAX 413/525-6405 * TEL. 413/525-2332

CERTIFICATIONS

Certified Analyses included in this Report

Analyte	Certifications
CTDEP ETPH in Soil	
CT ETPH	CT
CTDEP ETPH in Water	
CT ETPH	CT
SW-846 8260C-D in Water	
Acetone	CT,NH,NY,ME
Acrylonitrile	CT,NY,ME
Benzene	CT,NH,NY,ME
Bromobenzene	NY
Bromodichloromethane	CT,NH,NY,ME
Bromoform	CT,NH,NY,ME
Bromomethane	CT,NH,NY,ME
2-Butanone (MEK)	CT,NH,NY,ME
n-Butylbenzene	NY,ME
sec-Butylbenzene	NY,ME
tert-Butylbenzene	NY,ME
Carbon Disulfide	CT,NH,NY,ME
Carbon Tetrachloride	CT,NH,NY,ME
Chlorobenzene	CT,NH,NY,ME
Chlorodibromomethane	CT,NH,NY,ME
Chloroethane	CT,NH,NY,ME
Chloroform	CT,NH,NY,ME
Chloromethane	CT,NH,NY,ME
2-Chlorotoluene	NY,ME
4-Chlorotoluene	NY,ME
1,2-Dibromo-3-chloropropane (DBCP)	NY
1,2-Dibromoethane (EDB)	NY
Dibromomethane	NH,NY,ME
1,2-Dichlorobenzene	CT,NY,ME
1,3-Dichlorobenzene	CT,NH,NY,ME
1,4-Dichlorobenzene	CT,NH,NY,ME
trans-1,4-Dichloro-2-butene	NH,NY,ME
Dichlorodifluoromethane (Freon 12)	NH,NY,ME
1,1-Dichloroethane	CT,NH,NY,ME
1,2-Dichloroethane	CT,NH,NY,ME
1,1-Dichloroethylene	CT,NH,NY,ME
cis-1,2-Dichloroethylene	NY,ME
trans-1,2-Dichloroethylene	CT,NH,NY,ME
1,2-Dichloropropane	CT,NH,NY,ME
1,3-Dichloropropane	NY,ME
2,2-Dichloropropane	NH,NY,ME
1,1-Dichloropropene	NH,NY,ME
cis-1,3-Dichloropropene	CT,NH,NY,ME
trans-1,3-Dichloropropene	CT,NH,NY,ME
Ethylbenzene	CT,NH,NY,ME
Hexachlorobutadiene	CT,NH,NY,ME
2-Hexanone (MBK)	CT,NH,NY,ME

con-test® ANALYTICAL LABORATORY
39 Spruce Street * East Longmeadow, MA 01028 * FAX 413/525-6405 * TEL. 413/525-2332

CERTIFICATIONS

Certified Analyses included in this Report

Analyte	Certifications
SW-846 8260C-D in Water	
Isopropylbenzene (Cumene)	NY,ME
p-Isopropyltoluene (p-Cymene)	CT,NH,NY,ME
Methyl tert-Butyl Ether (MTBE)	CT,NH,NY,ME
Methylene Chloride	CT,NH,NY,ME
4-Methyl-2-pentanone (MIBK)	CT,NH,NY,ME
Naphthalene	NH,NY,ME
n-Propylbenzene	CT,NH,NY,ME
Styrene	CT,NH,NY,ME
1,1,1,2-Tetrachloroethane	CT,NH,NY,ME
1,1,2,2-Tetrachloroethane	CT,NH,NY,ME
Tetrachloroethylene	CT,NH,NY,ME
Toluene	CT,NH,NY,ME
1,2,3-Trichlorobenzene	NH,NY,ME
1,2,4-Trichlorobenzene	CT,NH,NY,ME
1,1,1-Trichloroethane	CT,NH,NY,ME
1,1,2-Trichloroethane	CT,NH,NY,ME
Trichloroethylene	CT,NH,NY,ME
Trichlorofluoromethane (Freon 11)	CT,NH,NY,ME
1,2,3-Trichloropropane	NH,NY,ME
1,1,2-Trichloro-1,2,2-trifluoroethane (Freon 113)	NY
1,2,4-Trimethylbenzene	NY,ME
1,3,5-Trimethylbenzene	NY,ME
Vinyl Chloride	CT,NH,NY,ME
m+p Xylene	NH,NY,ME
o-Xylene	NH,NY,ME

The CON-TEST Environmental Laboratory operates under the following certifications and accreditations:

Code	Description	Number	Expires
AIHA	AIHA-LAP, LLC - ISO17025:2017	100033	03/1/2022
MA	Massachusetts DEP	M-MA100	06/30/2021
CT	Connecticut Department of Publilc Health	PH-0567	09/30/2021
NY	New York State Department of Health	10899 NELAP	04/1/2021
NH-S	New Hampshire Environmental Lab	2516 NELAP	02/5/2021
RI	Rhode Island Department of Health	LAO00112	12/30/2020
NC	North Carolina Div. of Water Quality	652	12/31/2020
NJ	New Jersey DEP	MA007 NELAP	06/30/2021
FL	Florida Department of Health	E871027 NELAP	06/30/2021
VT	Vermont Department of Health Lead Laboratory	LL720741	07/30/2021
ME	State of Maine	MA00100	06/9/2021
VA	Commonwealth of Virginia	460217	12/14/2021
NH-P	New Hampshire Environmental Lab	2557 NELAP	09/6/2021
VT-DW	Vermont Department of Health Drinking Water	VT-255716	06/12/2021
NC-DW	North Carolina Department of Health	25703	07/31/2021
PA	Commonwealth of Pennsylvania DEP	68-05812	06/30/2021
MI	Dept. of Env, Great Lakes, and Energy	9100	09/6/2021

http://www.contestlabs.com Doc # 381 Rev 0 5 8 2015

CHAIN OF CUSTODY RECORD

Page 1 of 1

con-test ANALYTICAL LABORATORY
20L0303

Phone: 413-525-2332
Fax: 413-525-6405
Email: info@contestlabs.com

39 Spruce Street
East Longmeadow, MA 01028

Company Name:	Weston & Sampson - (for Eversource Energy)
Address:	712 Brook Street, Rocky Hill, CT 06067
Phone:	(860) 513-1473
Project Name:	Simsbury AWC
Project Location:	Simsbury, CT
Project Number:	Client PO = 11003487
Project Manager:	Jeff Willson
Con-Test Bid:	n/a
Invoice Recipient:	Eversource - Drew Blicharz
Sampled By:	Richard Mandanhar

Requested Turnaround Time
7-Day ☐ 10-Day ☐
Other: ☐ 5-7 Bus. Days ☑

Rush-Approval Required
1-Day ☐ 3-Day ☐
2-Day ☐ 4-Day ☐

Data Delivery
Format: PDF ☑ EXCEL ☑
Other:
Enhanced Data Package Required: ☐
Email To: yellenl@wseinc.com
Fax To #: willsonj@wseinc.com

ANALYSIS REQUESTED

Con-Test Work Order#	Client Sample ID / Description	Beginning Date/Time	Ending Date/Time	Composite	Grab	[1]Matrix Code	Conc Code	VOCs (8260)	PAHs *1	CT ETPH										# of Containers	[2] Preservation Code	[3] Container Code
								3	2	2												
								H	I	I												
								V	A	A												
1	MW 101	1230	12/4 1100		X	GW	U	X		X												
2	MW 6	12/4	1230		X	GW	U			X												
3	Dup-1				X	GW	U			X												
4	TB-1							X														

Dissolved Metals Samples
○ Field Filtered
○ Lab to Filter

Orthophosphate Samples
○ Field Filtered
○ Lab to Filter

[1] **Matrix Codes:**
GW = Ground Water
WW = Waste Water
DW = Drinking Water
A = Air
S = Soil/Solid
SL = Sludge
O = Other (please define)

[2] **Preservation Codes:**
I = Iced
H = HCL
M = Methanol
N = Nitric Acid
S = Sulfuric Acid
B = Sodium Bisulfate
X = Sodium Hydroxide
T = Sodium Thiosulfate
O = Other (please define)

[3] **Container Codes:**
A = Amber Glass
G = Glass 05
P = Plastic
ST = Sterile
V = Vial
S = Summa Canister
T = Tedlar Bag
O = Other (please define)

Comments: (1) Please bill Eversource Drew Blicharz (drew.blicharz@eversource.com)

*1 - Run all PAH samples using SIM method at low detection limits. Eversource PO# 11003487

Please use the following codes to indicate possible sample concentration within the **Conc Code** column above:
H - High; M - Medium; L - Low; C - Clean; U - Unknown

Relinquished by: (signature)	Date/Time: 12/4 1400
Received by: (signature)	Date/Time: 12/4/20 4:00
Relinquished by: (signature)	Date/Time: 12/4/20 6:15
Received by: (signature)	Date/Time: 12/4/20 1815
Relinquished by: (signature)	Date/Time:
Received by: (signature)	Date/Time:

Detection Limit Requirements
MA
CT CTDEEP RSRs (includes RES DEC & GA PMC)
Other:

Program Information
○ MCP Analytical Certification Form Required
● RCP Analysis Certification Form Required
○ MA State DW Form Required
PWSID # _____

NELAC and AIHA-LAP, LLC Accredited

TURNAROUND TIME (BUSINESS DAYS) STARTS AT 9:00 AM THE DAY AFTER SAMPLE RECEIPT UNLESS THERE ARE QUESTIONS ON THIS CHAIN. IF THIS FORM IS NOT FILLED OUT COMPLETELY OR IS INCORRECT, TURNAROUND TIME CANNOT START UNTIL ALL QUESTIONS HAVE BEEN ANSWERED.

PLEASE BE CAREFUL NOT TO CONTAMINATE THIS DOCUMENT

I Have Not Confirmed Sample Container Numbers With Lab Staff Before Relinquishing Over Samples_____

con-test® ANALYTICAL LABORATORY

Doc# 277 Rev 5 2017

Login Sample Receipt Checklist - (Rejection Criteria Listing - Using Acceptance Policy) Any False Statement will be brought to the attention of the Client - State True or False

Client W4S

Received By _____ Date 12/4/20 Time 1815

How were the samples received? In Cooler T No Cooler _____ On Ice T No Ice _____
Direct from Sampling _____ Ambient _____ Melted Ice _____

Were samples within Temperature? 2-6°C T By Gun # 2 Actual Temp - 2.8
By Blank # _____ Actual Temp - _____

Was Custody Seal Intact? n/a Were Samples Tampered with? n/a
Was COC Relinquished ? T Does Chain Agree With Samples? T
Are there broken/leaking/loose caps on any samples? F
Is COC in ink/ Legible? T Were samples received within holding time? T
Did COC include all pertinent Information? Client T Analysis T Sampler Name T
Project T ID's T Collection Dates/Times T
Are Sample labels filled out and legible? T
Are there Lab to Filters? F Who was notified? _____
Are there Rushes? F Who was notified? _____
Are there Short Holds? F Who was notified? _____
Is there enough Volume? T
Is there Headspace where applicable? F MS/MSD? F
Proper Media/Containers Used? T Is splitting samples required? F
Were trip blanks received? T On COC? T
Do all samples have the proper pH? Acid n/a Base n/a

Vials	#	Containers:	#		#		#
Unp-		1 Liter Amb.	6	1 Liter Plastic		16 oz Amb.	
HCL-	5	500 mL Amb.		500 mL Plastic		8oz Amb/Clear	
Meoh-		250 mL Amb.		250 mL Plastic		4oz Amb/Clear	
Bisulfate-		Flashpoint		Col./Bacteria		2oz Amb/Clear	
DI-		Other Glass		Other Plastic		Encore	
Thiosulfate-		SOC Kit		Plastic Bag		Frozen:	
Sulfuric-		Perchlorate		Ziplock			

Unused Media

Vials	#	Containers:	#		#		#
Unp-		1 Liter Amb.		1 Liter Plastic		16 oz Amb.	
HCL-		500 mL Amb.		500 mL Plastic		8oz Amb/Clear	
Meoh-		250 mL Amb.		250 mL Plastic		4oz Amb/Clear	
Bisulfate-		Col./Bacteria		Flashpoint		2oz Amb/Clear	
DI-		Other Plastic		Other Glass		Encore	
Thiosulfate-		SOC Kit		Plastic Bag		Frozen:	
Sulfuric-		Perchlorate		Ziplock			

Comments:

C:\MSDCHEM\2\DATA\B120720\B1207054.D

CT ETPH Discrimination Check

Data File Name B1207054.D
Data File Path C:\MSDCHEM\2\DATA\B120720\
Operator RDD
Date Acquired 12/7/1920 17:34
Acq. Method File EPH04.M
Sample Name ETPH 1500
Instrument Name GCFID2

Name	Ret Time	Target Response	Average Response	*%D+/-20
n-Nonane	1.62	8281246	9606611	14
n-Decane	2.27	8584325	9606611	11
n-Dodecane	3.22	8828782	9606611	8
n-Tetradecane	3.93	9113749	9606611	5
n-Hexadecane	4.54	9506815	9606611	1
n-Octadecane	5.09	9748683	9606611	-1
n-Eicosane	5.69	9766647	9606611	-2
n-Docosane	6.44	9949000	9606611	-4
n-Tetracosane	7.27	10036186	9606611	-4
n-Hexacosane	8.07	10102687	9606611	-5
n-Octacosane	8.81	10218727	9606611	-6
n-Triacontane	9.49	10138187	9606611	-6
n-Dotriacontane	10.13	9985691	9606611	-4
n-Tetratriacontane	10.72	10015700	9606611	-4
n-Hexatriacontane	11.31	9822742	9606611	-2

Samples

*One compound allowed %D</=50

20L0067-06
20L0106-01
20L0259-01
20L0303-03
20L0303-02
20L0112-01
20L0303-01

REASONABLE CONFIDENCE PROTOCOL
LABORATORY ANALYSIS QA/QC CERTIFICATION FORM

Laboratory Name: Con-Test Analytical Laboratory

Client: Weston & Sampson

Project Location: Simsbury, CT

Project Number: 20L0303

Laboratory Sample ID(s):

20L0303-01 thru 20L0303-04

Sample Date(s):

12/04/2020

List RCP Methods Used:

CTDEP ETPH, SW-846 8260C-D

1	For each analytical method referenced in this laboratory report package, were all specified QA/QC performance criteria followed, including the requirement to explain any criteria falling outside of acceptable guidelines, as specified in the CTDEP method-specific Reasonable Confidence Protocol documents?	☑ Yes ☐ No
1A	Were the method specified preservation and holding time requirements met?	☑ Yes ☐ No
1B	VPH and EPH Methods only: Was the VPH and EPH method conducted without significant modifications (see Section 11.3 of respective RCP methods)?	☐ Yes ☐ No ☑ N/A
2	Were all samples received by the laboratory in a condition consistent with that described on the associated chain-of-custody document(s)?	☑ Yes ☐ No
3	Were samples received at an appropriate temperature (< 6 degrees C.)?	☑ Yes ☐ No ☐ N/A
4	Were all QA/QC performance criteria specified in the CTDEP Reasonable Confidence Protocol documents achieved?	☐ Yes ☑ No
5A	Were reporting limits specified or referenced on the chain-of-custody?	☑ Yes ☐ No
5B	Were these reporting limits met?	☑ Yes ☐ No
6	For each analytical method referenced in this laboratory report package, were results reported for all constituents identified in the method-specific analyte lists presented in the Reasonable Confidence Protocol documents?	☑ Yes ☐ No
7	Are project-specific matrix spikes and laboratory duplicates included in this data set?	☐ Yes ☑ No

Notes: For all questions to which the response was "No" (with the exception of question #7), additional information must be provided in an attached narrative. If the answer to question #1, #1A, or #1B is "No", the data package does not meet the requirements for "Reasonable Confidence."
This form may not be altered and all questions must be answered.

Lisa A. Worthington

I, the undersigned, attest under the pains and penalties of perjury that, to the best of my knowledge and belief and based upon my personal inquiry of those responsible for providing the information contained in this analytical report, such information is accurate and complete.

Authorized Signature: Lisa Worthington **Position:** **Technical Representative**

Printed Name: **Lisa A. Worthington** **Date:** **12/11/20**

Name of Laboratory: **Con-Test Analytical Laboratory**

This certification form is to be used for RCP methods only.