Electronic Transmittal Form for DEEP Remediation and LUST Secure File Transfer (SFT)

DEPARTMENT OF ENERGY AND ENVIRONMENTAL PROTECTION
REMEDIATION DIVISION
LEAKING UNDERGROUND STORAGE TANK COORDINATION PROGRAM
www.ct.gov/deep

This Electronic Transmittal Form must be completed and included as the cover sheet of your electronic document when uploading a document to the Connecticut SFT website. Requirements for Transmittals through the SFT website:

- Only document types identified in the dropdown lists in Part III below may be submitted through the SFT website.
- Documents submitted through the SFT website must include all applicable figures, tables and laboratory data.
- Files must be formatted as PDF/A and use the appropriate naming convention:
  - For Remediation Filings: **REM_RemID_DocumentType_DateofDocument**
    Example: REM_1234_MonitoringReport_01-01-2001
  - For LUST Filings: **LUST_SiteAddress_Town_AbbreviationForDocumentType_DateofDocument**
    Example: LUST_1MainStreet_Hartford_ESA_01-01-2001
    Note: For "AbbreviationForDocumentType" use appropriate abbreviation at Transmittal of Documents

Part I: Primary Recipient*: Remediation or LUST (* required)

For Remediation documents:	For LUST documents:
Primary Program*: Property Transfer	UST Facility ID:
Rem ID*: 4943	Spill Case Number:

Part II: Site Information

Site Name*: Former Simsbury Area Work Center
Site Address*: 34 Hopmeadow Street
City/Town*: Simsbury State: CT Zip Code: 06089

Secondary Programs (complete as many as applicable for this document):

Program: Select Secondary Program	Project ID:
Program: Select Secondary Program	Project ID:
Program: Select Secondary Program	Project ID:
Program: Select Secondary Program	Project ID:

Provide Project ID for each secondary program if it is known.
Each program has a unique ID (i.e. Rem ID, Spill Case #, UST Facility ID, etc.)

Part III: Document Information (document type required for appropriate program[s] only)

Remediation*: Annual Report
LUST*: LUST Document Type
Date of Document*: 4/29/2022 Version: Final

Part IV: Submitter Information

Name*: Drew Blicharz
E-mail*: drew.blicharz@eversource.com
Name of company/business this document is being submitted on behalf of: *
The Connecticut Light and Power Company dba Eversource Energy

April 29, 2022

Ms. Claire Quinn
Bureau of Waste Management
Department of Energy and Environmental Protection
79 Elm Street
Hartford, CT 06106-5127

Re: Former Simsbury Area Work Center
34 Hopmeadow Street
Simsbury, Connecticut
2021 Annual Summary Report

Dear Ms. Quinn:

Eversource Energy Service Company (Eversource) herein submits the 2021 Annual Summary Report for the former Simsbury Area Work Center (AWC) located at 34 Hopmeadow Street in Simsbury, Connecticut (the Site). This Report provides a summary of Site activities performed in 2021 and proposed activities in 2022.

SUMMARY OF SITE ACTIVITIES IN 2021

Site-Wide Gauging and Monitoring
Groundwater monitoring and gauging are conducted at the Site (**Figure 1**) as part of ongoing Licensed Environmental Professional (LEP) verification services. **Figure 2** illustrates the locations of Site groundwater monitoring wells and designated Areas of Potential Environmental Concern (AOPEC). Gauging measurements including depth to water and depth to product (if present), were performed in March and September 2021. Quarterly monitoring of groundwater quality occurred in March (1st Quarter [Q1]), June (2nd Quarter [Q2]), September (3rd Quarter [Q3]), and December (4th Quarter [Q4]). All groundwater samples were submitted and analyzed by Pace Analytical Laboratories, Inc. (Pace) of East Longmeadow, Massachusetts. Blind duplicate samples were collected each quarter for Quality Assurance/ Quality Control (QA/QC) measures.

No measurable oil (light nonaqueous phase liquid [LNAPL]) was detected with an oil-water interface probe in any of the monitoring wells during the March and September 2021 gauging events. Water levels in March ranged between 6.74 feet below top of casing (ft. btoc.) to 16.46 ft. btoc. and in September from 5.95 ft. btoc. to 13.43 ft btoc. (**Table 1**).

Below is a summary table of analytical results for wells that had detections of compounds in 2021. The analytical results were compared to Connecticut Department of Energy and Environmental Protection (CTDEEP) Remediation Standard Regulations (RSR) Groundwater Protection Criteria (GWPC), Surface Water Protection Criteria (SWPC), and Residential and Industrial/Commercial Volatilization Criteria (RES VOL, I/C VOL). Refer to **Tables 2A through 2I** for a full summary of analytical results by AOPEC.

Sampling Quarter	COC	Results
Q1	ETPH	▪ Detected value exceeds the GWPC and SWPC in wells MW-T3, MW-TRW-1, MW-101, MW-102, and MW-310 ▪ Detected value does not exceed criteria at MW-202
Q2	ETPH	▪ Detected value exceeds the GWPC and SWPC in well MW-102
Q3	ETPH	▪ Detected values exceed the GWPC and SWPC in wells MW-6 (including DUP-1; a duplicate of MW-6), MW-101, MW-102, and MW-4R
	SVOCs	▪ One SVOC, benzo(b)fluoranthene, was detected in well MW-4R at a concentration that exceeds the GWPC
Q4	ETPH	▪ Detected value exceeds the GWPC and SWPC in well MW-102 ▪ Detected value does not exceed criteria at MW-101

Due to dry conditions, samples could not be collected from wells MW-4R (Q1, Q2, and Q4) and MW-CCA-3 (Q2). Additionally, a fingerprint analysis was planned for monitoring well MW-6 in Q2, however, petroleum was not detected in this sample during this quarter, so the analysis was not performed.

Gauging measurements for the months of March and September 2021 and the groundwater sample collection field logs for each quarterly monitoring event completed in 2021 are included in **Attachment A** and laboratory analytical reports are included in **Attachment B**.

Groundwater Flow Analysis
To determine groundwater flow directions, depth to water measurements were collected in March and September 2021. **Table 1** summarizes groundwater depth to water and calculated groundwater table elevations. **Figures 3 and 4** illustrate groundwater flow contour lines and directions based upon the gauging information collected during the March and September gauging events. In general, groundwater flows in a south-southwesterly direction across the Site, which is consistent with prior flow determinations.

Well Repairs
During a Site visit in 2021, Eversource and Weston & Sampson noted damage to the flush mount curb boxes for two monitoring wells (MW-6 and MW-203) thought to be the result of winter plowing activities. Eversource requested that Weston & Sampson oversee the repair of these wells. On December 28, 2021, Cisco Geotechnical, LLC (Cisco) of Glastonbury, CT mobilized to the Site to repair these wells. Cisco removed the damaged road boxes and concrete collars for each well and replaced them.

AOPEC-4 Post-Remediation Activities

Well Installation
Remediation of PCB and ETPH-impacted soil at AOEPC-4 at the end of 2020 was successfully completed and post-remediation groundwater compliance monitoring is needed to close out this AOPEC. Accordingly, Weston & Sampson retained Cisco to install four groundwater monitoring wells using a track mounted Geoprobe® 7722DT. Wells MW-400 (located within the western ETPH-impacted area of the remedial area) and MW-401 (located downgradient of the remedial area) were installed on November 29, 2021. Wells MW-402 (located upgradient of the remedial area) and MW-403 (located within the ETPH and PCB portion of the remedial area) were installed on December 28, 2021. Prior to drilling, each proposed well location was evaluated for subsurface utilities on November 29, 2021 utilizing ground penetrating radar (GPR) and electromagnetic induction (EMI) equipment operated by CorBuilt, LLC, and the upper four feet of each well location was pre-cleared using soil vacuum extraction technologies supplemented with air knife equipment operated by CISCO. Refer to **Figure 2** for the locations of these post-remediation monitoring wells.

Each monitoring well was constructed of 2-inch ID Schedule 40 threaded polyvinyl chloride (PVC) riser pipe and 0.010-inch (10-slot) screen. The bottom of each well was capped with an end plug. With the well screen in place, a clean silica sand pack was installed in the annular space from the bottom of the boring to approximately 2-feet above the top of the well screen. An approximate 1.5-foot bentonite chip seal was placed above the sand pack, followed by placement of backfill sand up to approximately 1 ft. bgs. The monitoring wells were completed at the surface with a locking compression plug and a protective flush-mounted road box that was cemented into place. Well completion depths varied, ranging from 17 ft to 20.5 ft bgs (see Well Completion Logs in **Attachment C**).

Following completion, the wells were developed by Weston & Sampson personnel using a peristaltic pump to remove fines, clean the well screen, and establish a hydraulic connection between the well and adjacent water-bearing strata.

First Quarter Post-Remediation Groundwater Monitoring

The first quarterly post-remediation monitoring was conducted on December 28, 2021 (wells MW-400 and MW-401) and January 4, 2022 (wells MW-402 and MW-403). Prior to sampling, Weston & Sampson gauged the groundwater monitoring wells for water level. The wells were sampled per EPA low flow sampling procedures. After field sampling parameters (i.e., turbidity, temperature, conductivity, pH, oxygen reduction potential, and dissolved oxygen) stabilized, groundwater samples were collected from each well.

The groundwater samples were placed into laboratory prepared glassware, stored on ice, and shipped under chain of custody protocols to Pace for analysis. A blind field duplicate groundwater sample, DUP-1, was collected from MW-400 for QA/QC purposes. The groundwater sample collection field logs are included in **Attachment D**. Each of the groundwater samples were analyzed for ETPH via CT-ETPH Method and PCBs via Method 8082.

PCBs were not detected in any of the monitoring wells. ETPH was detected in two of the four wells (MW-400 and MW-403) at concentrations that do not exceed the GWPC or SWPC. Laboratory analytical data is included in **Attachment B**.

ANTICIPATED SITE ACTIVITIES IN 2022

The following activities are planned for the Site in 2022:

- Continue semi-annual groundwater elevation monitoring and product gauging for groundwater flow determinations.
- Continue groundwater monitoring at select AOPECs (anticipated in March, June, September, and December 2022). A table is presented below summarizing the wells to be sampled and the analyses to be performed.

2022 Groundwater Sampling Plan				
Well ID	**March**	**June**	**September**	**December**
MW-CCA3	P	P	P	P
MW-CCA5	E, E+V			
MW-TRW1	E, E+V			
MW-4R	E, EFP, E+V, V, P	E, E+V, V, P	E, E+V, V, P	E, E+V, V, P
MW-2A	E, E+V			
MW-11A	E, E+V			
MW-6	E, EFP, E+V	E, E+V	E, E+V	E, E+V
MW-10	E, E+V			
MW-T3	E, E+V			
MW-T6	E, E+V			
MW-202	E, E+V			
MW-203	E, E+V			
MW-310	E, E+V			
MW-101	E, E+V	E, E+V	E, E+V	E, E+V
MW-102	E, E+V, V	E, E+V, V	E, E+V	E, E+V, V
V-Volatile Organic Compounds (VOCs), E-Extractable Total Petroleum Hydrocarbons (ETPH), P-Polycyclic Aromatic Hydrocarbons (PAHs), EFP-ETPH Fingerprint, Extractable Petroleum Hydrocarbons/Volatile Petroleum Hydrocarbons (E+V)				

- Four additional quarters of post-remediation monitoring of the four newly installed wells at AOPEC-4 (anticipated to occur concurrently with the Site-wide groundwater monitoring quarterly in March, June, September, and December 2022).
- Finalize and submit the FSI and COI for AOPEC-3A to the CTDEEP.

If you have any questions or require additional information, please contact me at drew.blicharz@eversource.com or (860) 665-5751.

Sincerely,

EVERSOURCE ENERGY SERVICE COMPANY

Drew Blicharz

Drew P. Blicharz, CHMM
Senior Environmental Specialist - Remediation

Attachments

C: Mr. Jeffrey C. Willson, LEP, Weston & Sampson Engineers, Inc.

\\wse03.local\wse\projects\ct\nusco+eversource\simsbury awc\annual reports\2021 report\report\simsbury awc 2021 annual summary rpt text_4-27-22_final.docx

FIGURES

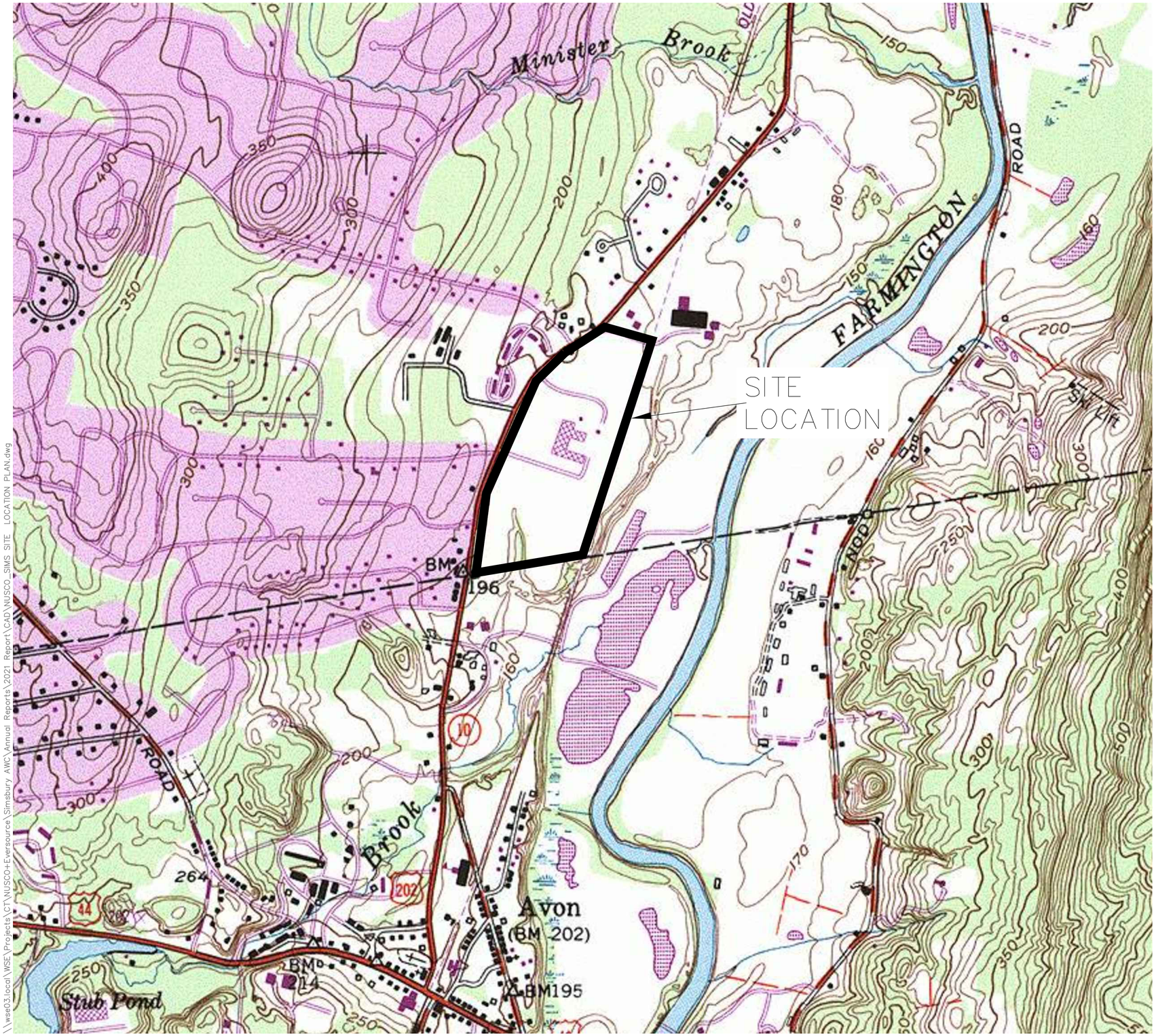

NOTE:

1. LOCUS MAP DERIVED FROM WESTON & SAMPSON 2006 GROUNDWATER MONITORING REPORT

FIGURE 1
EVERSOURCE
FORMER SIMSBURY AREA WORK CENTER
SIMSBURY, CONNECTICUT
SITE LOCATION PLAN

APRIL 2022	SCALE: NTS

Weston & Sampson℠

\\wse03.local\WSE\Projects\CT\NUSCO+Eversource\Simsbury AWC\Annual Reports\2021 Report\CAD\NUSCO_SIMS SITE LOCATION PLAN.dwg

WESTON AND SAMPSON ENGINEERS, INC.

\\wse03.local\WSE\Projects\CT\NUSCO+Eversource\Simsbury AWC\Annual Reports\2021 Report\CAD\Simsbury AWC GW.dwg

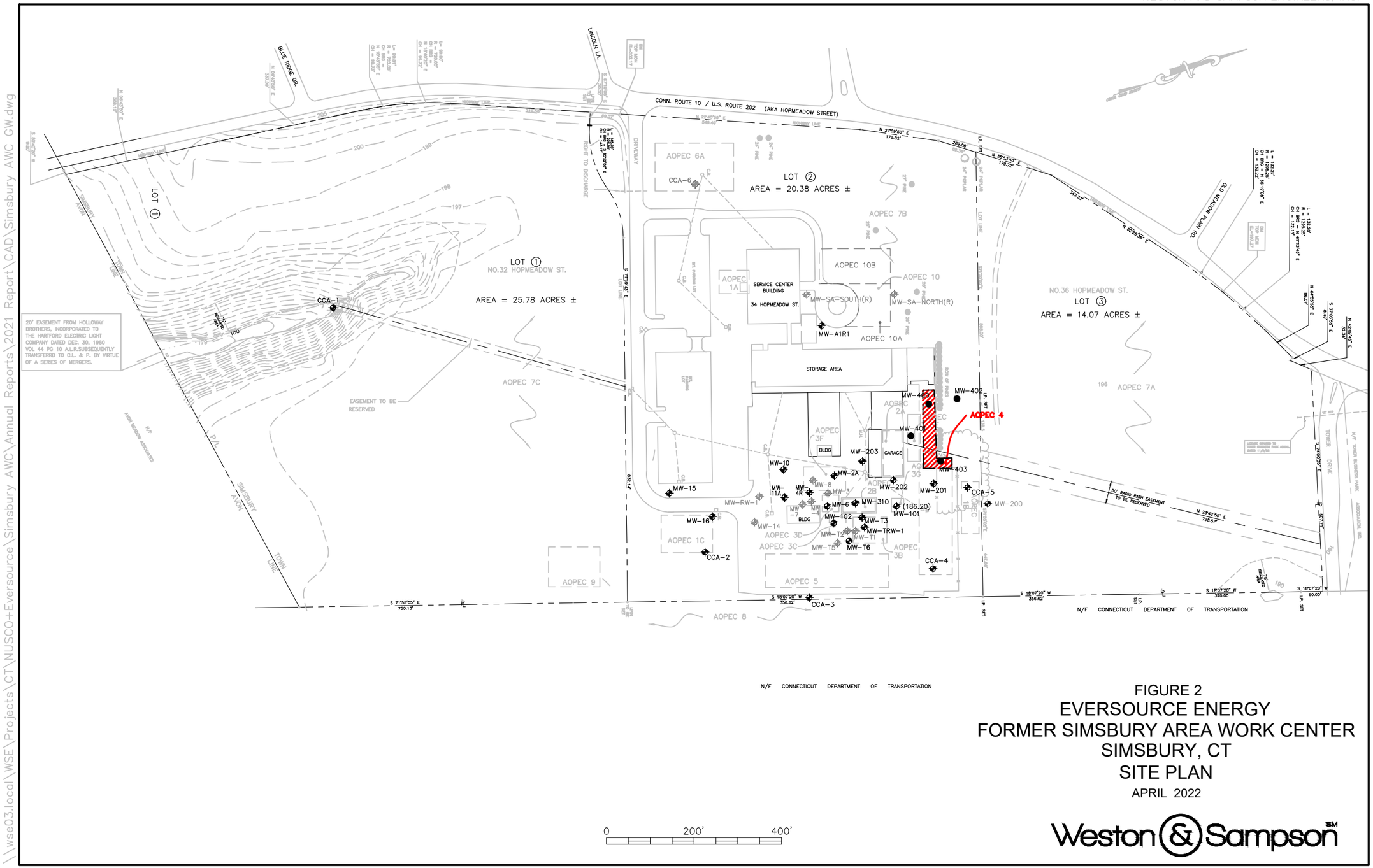

FIGURE 2
EVERSOURCE ENERGY
FORMER SIMSBURY AREA WORK CENTER
SIMSBURY, CT
SITE PLAN
APRIL 2022

Weston & Sampson

WESTON AND SAMPSON ENGINEERS, INC.

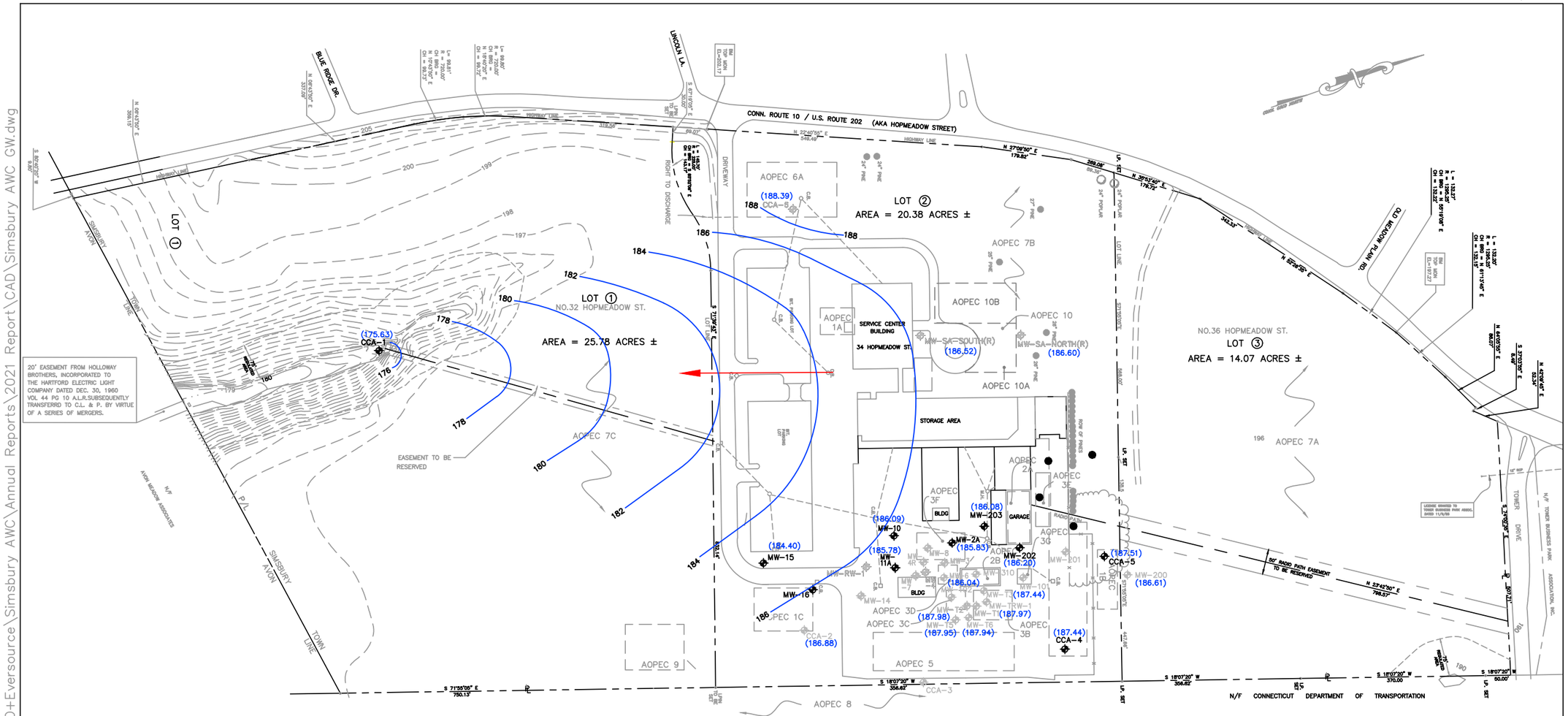

FIGURE 3
EVERSOURCE ENERGY
FORMER SIMSBURY AREA WORK CENTER
SIMSBURY, CT
GROUNDWATER FLOW DIRECTION
MARCH 29, 2021
APRIL 2022

Weston & Sampson

\\wse03.local\WSE\Projects\CT\NUSCO+Eversource\Simsbury AWC\Annual Reports\2021 Report\CAD\Simsbury AWC GW.dwg

WESTON AND SAMPSON ENGINEERS, INC.

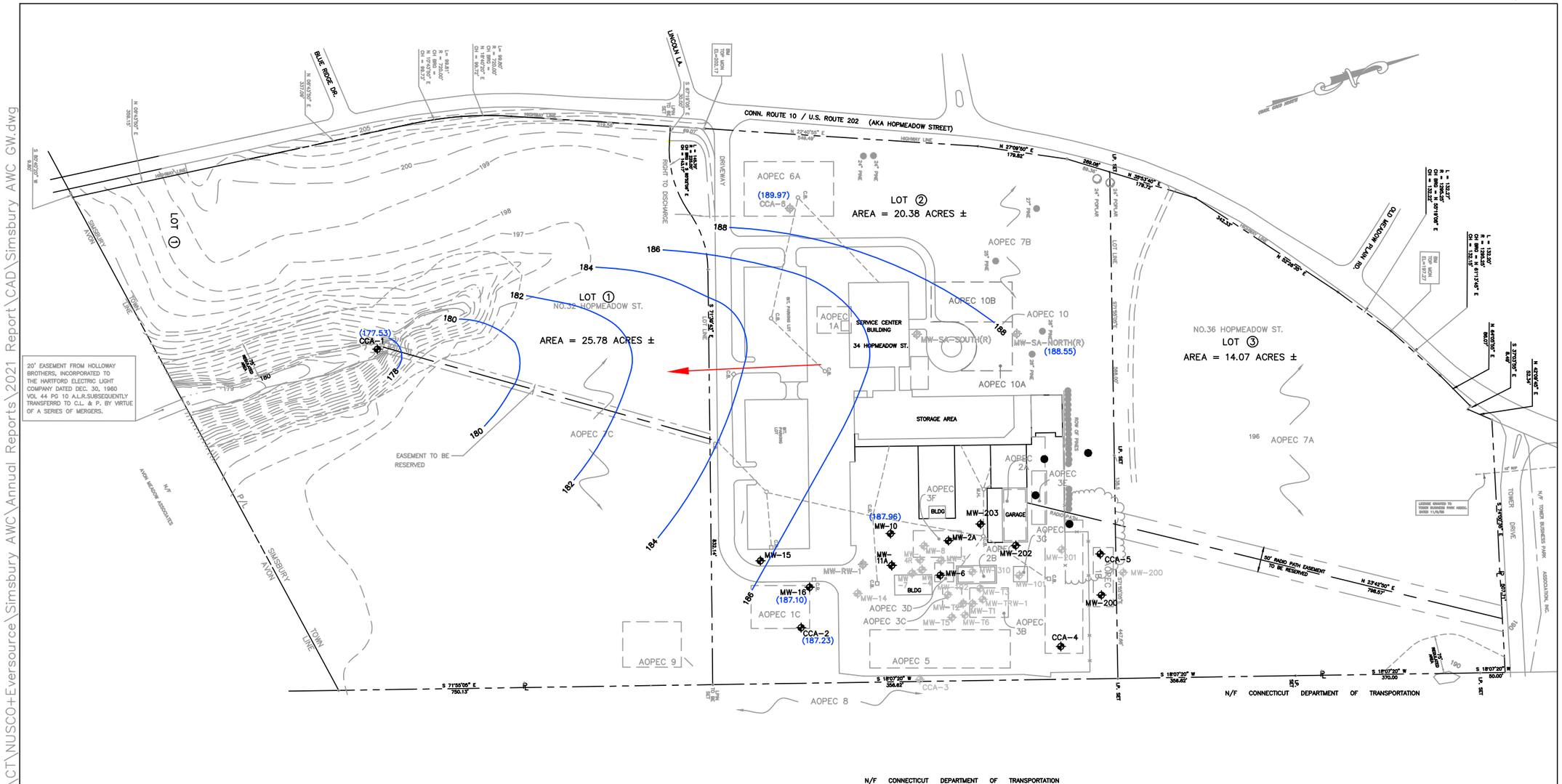

LEGEND

- GROUNDWATER ELEVATION CONTOUR LINE
- MONITORING WELL LOCATION
- (186.88) GROUNDWATER ELEVATION
- APPROXIMATE DIRECTION OF GROUNDWATER FLOW

FIGURE 4
EVERSOURCE ENERGY
FORMER SIMSBURY AREA WORK CENTER
SIMSBURY, CT
GROUNDWATER FLOW DIRECTION
SEPTEMBER 22, 2021

APRIL 2022

Weston & Sampson

\\wse03.local\WSE\Projects\CT\NUSCO+Eversource\Simsbury AWC\Annual Reports\2021 Report\CAD\Simsbury AWC GW.dwg

TABLES

TABLE 1
Groundwater Elevations - 2021
Former Simsbury Area Work Center
Simsbury, Connecticut

Well ID	Monitoring Well Top of Casing Elevation (ft)	Depth to Water (ft) 3/29/2021	Water Surface Elevation (ft) 3/29/2021	Depth to Water (ft) 9/22/2021	Water Surface Elevation (ft) 9/22/2021
MW-2A	197.68	11.75	185.93	9.84	187.84
MW-4R	196.29	DRY	--	8.55	187.74
MW - 6	196.22	10.20	186.02	8.38	187.84
MW-8	197.24	DRY	--	9.45	--
MW-10	196.99	10.90	186.09	9.03	187.96
MW-11A	195.48	9.70	185.78	7.85	187.63
MW-15	196.80	12.00	184.80	10.10	186.70
MW-16	196.25	NM	--	9.15	187.10
RW-1	195.88	9.20	186.68	NM	--
MW-T1	195.52	7.55	187.97	7.48	188.04
MW-T2	195.53	7.55	187.98	7.50	188.03
MW-T3	196.42	11.48	184.94	8.70	187.72
MW-T5	194.69	6.74	187.95	6.70	187.99
MW-T6	194.98	7.04	187.94	6.97	188.01
TRW-1	196.70	7.75	188.95	7.55	189.15
CCA-1	183.48	7.85	175.63	5.95	177.53
CCA-2	196.58	9.70	186.88	9.35	187.23
CCA-3	195.32	15.90	179.42	13.43	181.89
CCA-4	194.89	7.45	187.44	6.73	188.16
CCA-5	198.21	10.70	187.51	10.07	188.14
CCA-6	196.37	7.98	188.39	6.40	189.97
A1R - 1	199.16	D	--	D	--
MW - SA North (R)	198.02	11.42	186.60	9.47	188.55
MW - SA South (R)	199.32	12.80	186.52	10.75	--
MW-310	197.30	NM	--	11.76	185.54
MW-200	197.96	11.35	186.61	9.82	188.14
MW-201	195.40	NM	--	NM	--
MW-202	196.14	9.85	186.29	8.03	188.11
MW-203	196.45	10.37	186.08	8.48	187.97
MW-101	195.35	9.15	186.20	7.17	188.18
MW-102	195.54	16.46	179.08	12.37	183.17

* Well surface elevation based on updated December 2020 survey data (except RW-1 and CCA-1)

Abbreviations

NM = Not Measured/Inaccessible

D = Destroyed

TABLE 2A
SUMMARY OF GROUNDWATER ANALYTICAL DATA - AOPEC #1B
FORMER SIMSBURY AREA WORK CENTER
SIMSBURY, CT

AOPEC #1B																					
SAMPLE ID	REMEDIATION STANDARD REGULATIONS[1]				MW-200	MW-200	MW-200	MW-200	MW-200	MW-201	MW-201	MW-201	MW-201	MW-201	MW-CCA-5	MW-CCA-5	MW-CCA-5	MW-CCA-5	MW-CCA-5	MW-CCA-5	MW-CCA-5
DATE SAMPLED					3/30/18	6/7/18	9/21/18	12/20/18	3/27/19	3/28/18	6/6/18	9/20/18	12/19/18	6/26/19	3/30/18	6/7/18	9/21/18	12/20/18	3/27/19	3/19/20	3/29/21
WORK ORDER NO.					18C1266	18F0389	18I1034	18L1024	19C1496	18C1119	18F0263	18I0925	18L0967	19F1471	18C1266	18F0389	18I1034	18L1024	19C1496	20C0945	21C1462
RSR CRITERIA	GWPC	SWPC	RES VOL.	I/C VOL.																	
PARAMETER[2] (Units)																					
Polychlorinated Biphenyls by EPA Method 8082 (ug/L)																					
Total PCBs	0.5	0.5	NE	NE	BRL	BRL	BRL	BRL	NT	BRL	BRL	BRL	BRL	NT	BRL	BRL	BRL	BRL	NT	NT	NT
Volatile Organic Compounds by EPA Method 8260 (ug/L)	CS	CS	CS	CS	BRL	BRL	BRL	BRL	NT	BRL	BRL	BRL	BRL	NT	BRL	BRL	BRL	BRL	NT	NT	NT
Extractable Total Petroleum Hydrocarbons by CT-ETPH method (mg/L)	0.25	0.25	NE	NE	BRL<0.073	BRL<0.072	**0.083**	**0.11**	BRL <0.15	**0.21**	**0.13**	**0.084**	**0.13**	BRL <0.14	**0.091**	**0.083**	**0.094**	**0.13**	BRL <0.15	BRL <0.15	BRL <0.14

NOTES:
1. Analytical results compared to Connecticut Remediation Standard Regulations (January 1996; revised February 16, 2021).
2. Only compounds that were detected are provided in this table. For a complete list of analytes refer to laboratory report.

mg/L = milligrams per liter
ug/L = micrograms per liter
BRL = below reporting limit
CS = compound specific
BOLD = compound detected at that concentration.
NT = not tested
BRL < # = Below Reporting Limit (Reporting Limit Provided)

GWPC = Groundwater Protection Criteria
SWPC = Surface Water Protection Criteria
RES VOL. = Residential Volatilization Critera
I/C VOL. = Industrial / Commercial Volatilization Critera
NE = not established by CT DEEP
-- = not applicable

= Exceeds GWPC
= Exceeds SWPC
= Exceeds GWPC and SWPC

Prepared by: AP
Reviewed by: JCW/LMY

TABLE 2B
SUMMARY OF GROUNDWATER ANALYTICAL DATA - AOPEC #1B
FORMER SIMSBURY AREA WORK CENTER
SIMSBURY, CT

AOPEC #2A																		
SAMPLE ID	REMEDIATION STANDARD REGULATIONS[1]				MW-CCA-5	MW-CCA-5	MW-CCA-5	MW-CCA-5	MW-CCA-5	MW-CCA-5	MW-CCA-5	MW-202	MW-202	MW-202	MW-202	MW-202	MW-202	MW-202
DATE SAMPLED					3/30/18	6/7/18	9/21/18	12/20/18	3/27/19	3/19/20	3/29/21	3/28/18	6/6/18	9/21/18	12/19/18	3/26/19	3/18/20	3/29/21
WORK ORDER NO.					18C1266	18F0389	18I1034	18L1024	19C1496	20C0945	211462	18C1119	18F0263	18I1034	18L0967	19C1457	20C0945	21C1462
RSR CRITERIA	GWPC	SWPC	RES VOL.	I/C VOL.														
PARAMETER[2] (Units)																		
Polychlorinated Biphenyls by EPA Method 8082 (ug/L)																		
Total PCBs	0.5	0.5	NE	NE	BRL	BRL	BRL	BRL	NT	NT	NT	NA	BRL	NT	NT	NT	NT	NT
Extractable Total Petroleum Hydrocarbons by CT-ETPH method (mg/L)	0.25	0.25	NE	NE	**0.091**	**0.093**	**0.094**	**0.13**	BRL <0.15	BRL <0.15	BRL <0.15	**0.30**	**0.25**	**0.14**	**0.16**	BRL <0.15	BRL <0.14	**0.21**

AOPEC # 2A																	
SAMPLE ID	REMEDIATION STANDARD REGULATIONS[1]				MW-203	MW-203	MW-203	MW-203	MW-203	MW-203	DUP-1 / Duplicate of MW-203	MW-203	DUP-2 / Duplicate of MW-203	MW-203	MW-203	MW-203
DATE SAMPLED					3/28/18	6/6/18	9/21/18	12/19/18	3/26/19	6/26/19	6/26/19	9/19/19	9/19/19	12/16/19	3/18/20	3/29/21
WORK ORDER NO.					18C1119	18F0263	18I1034	18L0967	19C1457	19F1471	19F1471	19I1044	19I1044	19L0801	20C0945	21C1462
RSR CRITERIA	GWPC	SWPC	RES VOL.	I/C VOL.												
PARAMETER[2] (Units)																
Polychlorinated Biphenyls by EPA Method 8082 (ug/L)																
Total PCBs	0.5	0.5	NE	NE	BRL	NT	NT	NT	BRL	BRL	BRL	BRL	BRL	BRL	NT	NT
Extractable Total Petroleum Hydrocarbons by CT-ETPH method (mg/L)	0.25	0.25	NE	NE	**0.22**	**0.14**	**0.14**	**0.23**	**0.22**	NT	NT	NT	NT	NT	BRL <0.15	BRL <0.15

NOTES:
1. Analytical results compared to Connecticut Remediation Standard Regulations (January 1996; revised February 16, 2021).
2. Only compounds that were detected are provided in this table. For a complete list of analytes refer to laboratory report.

mg/L = milligrams per liter
ug/L = micrograms per liter
BRL = below reporting limit
CS = compound specific
BOLD = compound detected at that concentration.
NT = not tested
BRL <# = Below Reporting Limit (Reporting Limit Provided)

GWPC = Groundwater Protection Criteria
SWPC = Surface Water Protection Criteria
RES VOL. = Residential Volatilization Critera
I/C VOL. = Industrial / Commercial Volatilization Critera
NE = not established by CT DEEP
-- = not applicable

= Exceeds GWPC
= Exceeds SWPC
= Exceeds GWPC and SWPC

Prepared by: AP
Reviewed by: JCW/LMY

TABLE 2C
SUMMARY OF GROUNDWATER ANALYTICAL DATA - AOPEC #1B
FORMER SIMSBURY AREA WORK CENTER
SIMSBURY, CT

					AOPEC #2B																				
SAMPLE ID	REMEDIATION STANDARD REGULATIONS[1]				MW-6	MW-9	DUP-1 / Duplicate of MW-9	MW-6	MW-6	MW-6	MW-6	MW-6	DUP-1 / Duplicate of MW-6	MW-6	DUP-1 / Duplicate of MW-6	MW-6	DUP-1 / Duplicate of MW-6	MW-6	MW-B10	MW-B10	MW-B10	MW-B10	MW-T9	MW-T8	MW-T8	MW-T8
DATE SAMPLED					5/30/18	5/29/19	5/29/19	9/18/20	6/30/20	9/24/20	12/4/20	5/28/21	5/28/21	6/16/21	6/16/21	6/22/21	6/22/21	12/28/21	5/29/18	5/29/19	9/19/20	5/28/21	5/30/18	5/29/19	9/18/20	5/28/21
WORK ORDER NO.					18C1165	19C1457	19C1457	20C0945	20F1468	20I1305	20L0803	21C1462	21C1462	21F1114	21F1114	21I1198	21I1198	21L1849	18C1119	19C1457	20C0945	21C1462	18C1288	19C1457	20C0945	21C1462
NSR CRITERIA	GWPC	SWPC	RES VOL.	I/C VOL.																					
PARAMETER[2] (Units)																									
Polychlorinated Biphenyls by EPA Method 8082 (ug/L)																									
Total PCBs	0.5	0.5	NE	NE	BRL	NT	BRL	NT	NT	NT	NT	NT	NT	NT	NT	NT	NT	NT	NT	NT	NT	NT	NT	NT	NT
Extractable Total Petroleum Hydrocarbons by CT-ETPH method (mg/L)	0.25	0.25	NE	NE	**0.15**	**0.52**	**0.1**	BRL <0.15	BRL <0.15	**0.45**	BRL <0.15	BRL <0.14	BRL <0.15	BRL <0.14	BRL <0.13	**0.75**	**0.79**	BRL <0.13	**4.2**	**0.55**	**7.7**	**6.1**	**4.7**	**9.9**	**9.4**	**2.9**

NOTES:
1. Analytical results compared to Connecticut Remediation Standard Regulations (January 1996; revised February 16, 2021).
2. Only compounds that were detected are provided in this table. For a complete list of analytes refer to laboratory report.

= Exceeds GWPC
= Exceeds SWPC
= Exceeds GWPC and SWPC

mg/L = milligrams per liter
ug/L = micrograms per liter
BRL = below reporting limit
CS = compound specific
BOLD = compound detected at that concentration.
NT = not tested
BRL <# = Below Reporting Limit (Reporting Limit Provided)

GWPC = Groundwater Protection Criteria
SWPC = Surface Water Protection Criteria
RES VOL. = Residential Volatilization Criteria
I/C VOL. = Industrial / Commercial Volatilization Criteria
NE = not established by CT DEEP
-- = not applicable

Prepared by: AP
Reviewed by: JCW/LMY

TABLE 2D
SUMMARY OF GROUNDWATER ANALYTICAL DATA - AOPEC #1B
FORMER SIMSBURY AREA WORK CENTER
SIMSBURY, CT

					AOPEC #9B																																	
SAMPLE ID	REMEDIATION STANDARD REGULATIONS[1]				MW-5	MW-5	DUP-1 / Duplicate of MW-5	MW-5	MW-5	MW-5	MW-5	DUP-1 / Duplicate of MW-5	MW-5	DUP-1 / Duplicate of MW-5	MW-5	DUP-1 / Duplicate of MW-5	MW-5	DUP-1 / Duplicate of MW-5	MW-5	MW-T3	MW-T3	MW-T3	MW-T3	MW-T5	MW-T5	MW-T5	MW-T5	MW-TRW1	MW-TRW1	MW-TRW1	MW-TRW1	MW-CCA-4	MW-CCA-4	MW-CCA-4	MW-CCA-4	MW-CCA-4	DUP-1/ Duplicate of MW-CCA-4
DATE SAMPLED					9/19/18	8/26/19	8/26/19	9/16/20	6/9/20	9/24/20	12/4/20	12/4/20	5/20/21	5/20/21	6/18/21	6/18/21	6/18/21	6/18/21	10/26/21	8/30/18	3/20/19	5/16/20	8/30/21	8/30/18	5/28/19	9/14/20	8/25/21	8/30/18	5/28/19	9/17/20	8/19/20	8/30/21	8/30/18	6/6/19	9/30/20	8/30/21	12/20/13	6/10/20	9/16/20
WORK ORDER NO.					18C1185	19C1407	19C1407	20C0945	20P1143	20T1805	20E0939	20L0903	21C1402	21C1402	21P1114	21P1114	21P1114	21P1114	21L1949	18C1088	19C1407	20C0945	21C1402	18C1185	19C1407	20C0945	21C1402	18C2369	19C1408	20C0945	21C1402	18C1178	19F0365	19M0835	19M1601	20C0945	20C0945
Field Comments	GWPC	SWPC	RES VOL.	I/C VOL.																																		
PARAMETER (Units)																																						
Polychlorinated Biphenyls by EPA Method 8082 (ug/L)																																						
Aroclor 1016	0.5	0.5	NE	NE	BRL	NT	NT	NT	NT	NT	NT	NT	NT	NT	NT	NT	NT	NT	NT	NT	NT	NT	NT	BRL	NT	NT	NT	BRL	NT	NT	NT	BRL	BRL	NT	NT	NT	NT
Volatile Organic Compounds by EPA Method 8260 (ug/L)	CS	CS	CS	CS	BRL	NT	NT	NT	NT	NT	NT	NT	NT	NT	NT	NT	NT	NT	NT	NT	NT	NT	NT	BRL	NT	NT	NT	BRL	NT	NT	NT	BRL	NT	NT	NT	NT	NT
Semivolatile Organic Compounds by EPA Method 8270 (ug/L)	CS	CS	CS	CS	BRL	NT	NT	NT	NT	NT	NT	NT	NT	NT	NT	NT	NT	NT	NT	NT	NT	NT	NT	NT	NT	NT	NT	NT	NT	NT	NT	BRL	BRL	BRL	BRL	BRL	BRL
Extractable Total Petroleum Hydrocarbons by CT-ETPH method (mg/L)	0.25	0.25	NE	NE	**0.15**	**0.66**	**0.1**	BRL <0.15	BRL <0.15	**0.49**	BRL <0.15	BRL <0.15	BRL <0.14	BRL <0.13	BRL <0.14	BRL <0.13	BRL <0.13	**0.16**	**0.75**	BRL <0.13	**4.7**	**9.9**	**6.4**	**2.6**	**0.13**	**0.17**	BRL <0.14	BRL <0.14	**1.2**	**0.67**	**0.64**	**1.1**	BRL <0.075	BRL <0.075	**0.081**	**0.11**	BRL <0.15	BRL <0.16
Total RCRA 8 Metals by EPA Method 6010B (ug/L)																																						
Chromium[3]	**89**	**110**	**NE**	**NE**	**8.9**	NT	NT	NT	NT	NT	NT	NT	NT	NT	NT	NT	NT	NT	NT	NT	NT	NT	NT	BRL<5.0	NT	NT	NT	BRL<5.0	NT	NT	NT	BRL<5.0	BRL<5.0	BRL<5.0	BRL<5.0	NT	NT

NOTES:
1. Analytical results compared to Connecticut Remediation Standard Regulations (January 1996; revised February 16, 2021).
2. Only compounds that were detected are provided in this table. For a complete list of analytes refer to laboratory report.
3. SWPC for chromium is based on the (more restrictive) hexavalent species (Cr^{+6})

mg/L = milligrams per liter
ug/L = micrograms per liter
BRL = below reporting limit
CS = compound specific
BOLD = compound detected at that concentration.
NT = not tested
BRL <# = Below Reporting Limit (Reporting Limit Provided)

GWPC = Groundwater Protection Criteria
SWPC = Surface Water Protection Criteria
RES VOL = Residential Volatilization Criteria
I/C VOL = Industrial / Commercial Volatilization Criteria
NE = not established by CT DEEP
-- = not applicable

= Exceeds GWPC
= Exceeds SWPC
= Exceeds GWPC and SWPC

Prepared by: AP
Reviewed by: JCW/LMY

TABLE 2E
SUMMARY OF GROUNDWATER ANALYTICAL DATA - AOPEC #1B
FORMER SIMSBURY AREA WORK CENTER
SIMSBURY, CT

AOPEC #3C													
SAMPLE ID	REMEDIATION STANDARD REGULATIONS[1]				MW-102	MW-102	MW-102	MW-102	MW-102	MW-102	MW-102	MW-102	MW-102
DATE SAMPLED					12/16/19	3/18/20	6/30/20	9/24/20	12/4/20	3/29/21	6/18/21	9/22/21	12/28/21
WORK ORDER NO.					19L0801	20C0945	--	20I1305	-	21C1482	21F1114	21I1196	21L1949
RSR CRITERIA	GWPC	SWPC	RES VOL.	I/C VOL.									
PARAMETER[2] (Units)													
Polychlorinated Biphenyls by EPA Method 8082 (ug/L)													
Total PCBs	0.5	0.5	NE	NE	BRL	NT		NT		NT	NT	NT	NT
Volatile Organic Compounds by EPA Method 8260 (ug/L)													
Chloroform	6	14,100	287	710	**0.72**	BRL <1.0		BRL <0.50		NT	BRL <0.50	NT	BRL <0.50
Semivolatile Organic Compounds by EPA Method 8270 (ug/L)	CS	CS	CS	CS	NT	NT		NT		NT	NT	NT	NT
Extractable Total Petroleum Hydrocarbons by CT-ETPH method (mg/L)	0.25	0.25	NE	NE	**0.32**	**0.25**		**0.45**		**2.9**	**0.45**	**0.48**	**0.35**
Total RCRA 8 Metals by EPA Method 6010B (ug/L)													
Barium	1,000	2,200	NE	NE	**100**	NT		NT		NT	NT	NT	NT
Chromium[3]	50	110	NE	NE	**2.9**	NT		NT		NT	NT	NT	NT

Well Dry

Well Dry

NOTES:
1. Analytical results compared to Connecticut Remediation Standard Regulations (January 1996; revised February 16, 2021).
2. Only compounds that were detected are provided in this table. For a complete list of analytes refer to laboratory report.
3. SWPC for chromium is based on the (more restrictive) hexavalent species (Cr^{+6})

mg/L = milligrams per liter
ug/L = micrograms per liter
BRL = below reporting limit
CS = compound specific
BOLD = compound detected at that concentration.
BRL < # = Below Reporting Limit (Reporting Limit Provided)

GWPC = Groundwater Protection Criteria
SWPC = Surface Water Protection Criteria
RES VOL. = Residential Volatilization Critera
I/C VOL. = Industrial / Commercial Volatilization Critera
NE = not established by CT DEEP
-- = not applicable

= Exceeds GWPC
= Exceeds SWPC
= Exceeds GWPC and SWPC

Prepared by: AP
Reviewed by: JCW/LMY

TABLE 2F
SUMMARY OF GROUNDWATER ANALYTICAL DATA - AOPEC #1B
FORMER SIMSBURY AREA WORK CENTER
SIMSBURY, CT

					AOPEC #1B																																									
SAMPLE ID	REMEDIATION STANDARD REGULATIONS[1]				MW-6	MW-6	DUP-1/ Duplicate of MW-6	MW-6	DUP-2/ Duplicate of MW-6	MW-6	DUP-1/ Duplicate of MW-6	MW-6	MW-6	MW-6	MW-6	MW-6	DUP-1 / Duplicate of MW-6	MW-6	DUP-1 / Duplicate of MW-6	MW-6	DUP-1 / Duplicate of MW-6	MW-6	DUP-1 / Duplicate of MW-6	MW-6	MW-4R	MW-4R	MW-4R	MW-4R	MW-4R	MW-4R	MW-4R	MW-4R	MW-4R	MW-4R	MW-4R	MW-4R	MW-4R	MW-4R	MW-4R	MW-4R	MW-4R	MW-4R	MW-4R	MW-4R
DATE SAMPLED					8/19/18	3/28/19	3/28/19	6/26/19	6/26/19	9/18/19	9/18/19	12/19/19	3/11/20	6/30/20	9/24/20	12/4/20	12/4/20	3/30/21	3/30/21	6/18/21	6/18/21	9/22/21	9/22/21	12/20/21	3/29/18	3/29/19	6/26/19	9/18/19	12/19/19	3/16/20	6/30/20	9/24/20	12/4/20	3/30/21	6/18/21	9/22/21
WORK ORDER NO.					18C1189	19C1487	19C1487	19P1471	19P1471	19I1044	19I1044	19L0601	20C0049	20J1403	20I1305	20L0608	20L0608	21C1452	21C1452	21P1114	21P1114	21I1198	21I1198	21L1049	18C1189	19C1570	19P1471	–	–	20C0049	–	–	–	–	–	21I1198
RSR CRITERIA	GWPC	SWPC	RES VOL.	I/C VOL.																																								
PARAMETER[2] (Units)																																												
Volatile Organic Compounds by EPA Method 8260 (ug/L)	CS	CS	CS	CS	BRL	NT	NT	BRL	BRL	BRL	BRL	BRL	NT	NT	NT	NT	NT	NT	NT	NT	NT	NT	NT	NT	BRL	BRL	BRL	Well Dry	Well Dry	NT	Well Dry	Well Dry	Well Dry	Well Dry	Well Dry	Well Dry	NT
Semivolatile Organic Compounds by EPA Method 8270 (ug/L)	CS	CS	--	--	BRL	NT	NT	BRL	BRL	NT	NT	NT	NT	NT	NT	NT	NT	NT	NT	NT	NT	NT	NT	NT	NT	NT	BRL			NT							NT
Polycyclic Aromatic Hydrocarbons by EPA Method 8270 via SIM (ug/L)																																												
Benzo(b)fluoranthene	0.08	0.3	--	--	NT	BRL	BRL	NT	NT	BRL	BRL	BRL	NT	NT	NT	NT	NT	NT	NT	NT	NT	NT	NT	NT	NT	BRL	NT			NT							**0.14**
Extractable Total Petroleum Hydrocarbons by CT-ETPH method (mg/L)	0.25	0.25	NE	NE	**0.16**	**0.82**	**0.1**	**1.8**	**1.8**	**0.19**	**0.18**	**0.16**	BRL <0.15	BRL <0.15	**0.48**	BRL <0.15	BRL <0.15	BRL <0.14	BRL <0.15	BRL <0.14	BRL <0.15	**0.76**	**0.78**	BRL <0.15	**0.17**	**0.88**	**0.16**			**0.29**							**0.29**

NOTES:
1. Analytical results compared to Connecticut Remediation Standard Regulations (January 1996; revised February 16, 2021).
2. Only compounds that were detected are provided in this table. For a complete list of analytes refer to laboratory report.

mg/L = milligrams per liter
ug/L = micrograms per liter
BRL = below reporting limit
CS = compound specific
BOLD = compound detected at that concentration.
NT = not tested
BRL <# = Below Reporting Limit (Reporting Limit Provided)

GWPC = Groundwater Protection Criteria
SWPC = Surface Water Protection Criteria
RES VOL. = Residential Volatilization Criteria
I/C VOL. = Industrial / Commercial Volatilization Criteria
NE = not established by CT DEEP
-- = not applicable

= Exceeds GWPC
= Exceeds SWPC
= Exceeds GWPC and SWPC

Prepared by: AP
Reviewed by: JCW/LMY

TABLE 2G
SUMMARY OF GROUNDWATER ANALYTICAL DATA - AOPEC #1B
FORMER SIMSBURY AREA WORK CENTER
SIMSBURY, CT

					AOPEC #1B																					
SAMPLE ID	**REMEDIATION STANDARD REGULATIONS[1]**				**MW-2A**	**MW-2A**	**MW-2A**	**MW-2A**	**MW-4R**	**MW-4R**	**MW-4R**	**MW-4R**	**MW-4R**	**MW-4R**	**MW-4R**	**MW-4R**	**MW-4R**	**MW-4R**	**MW-10**	**MW-10**	**DUP-2 / Duplicate of MW-10**	**MW-10**	**MW-10**	**MW-11A**	**MW-11A**	**MW-11A**	**MW-11A**
DATE SAMPLED					**3/29/19**	**9/26/19**	**3/19/20**	**3/29/21**	**3/29/19**	**9/26/19**	**3/18/20**	**9/30/20**	**9/24/20**	**12/4/20**	**3/29/21**	**6/14/21**	**9/22/21**	**12/28/21**	**3/29/19**	**9/26/19**	**9/26/19**	**3/19/20**	**3/29/21**	**3/29/19**	**9/27/19**	**3/19/20**	**3/29/21**
WORK ORDER NO.					**19C1119**	**19C1467**	**19C1407**	**21C1468**	**19C1185**	**19C1676**	**20C0945**	**–**	**–**	**–**	**–**	**–**	**21I1198**	**–**	**19C1185**	**19C1467**	**19C1467**	**20C09498**	**21C1482**	**19C1185**	**19C1499**	**20C09498**	**21C1482**
RSR CRITERIA	**GWPC**	**SWPC**	**RES VOL.**	**I/C VOL.**																						
PARAMETER[2] (Units)																										
Volatile Organic Compounds by EPA Method 8260 (ug/L)																										
Chloroform	6	14,100	NE	NE	BRL<0.50	BRL<0.50	NT	NT	BRL<0.50	BRL<0.50	BRL<1.0	Well Dry	Well Dry	Well Dry	Well Dry	Well Dry	NT	Well Dry	**0.76**	BRL<0.50	BRL<0.50	NT	NT	BRL<0.50	BRL<0.50	NT	NT
Polycyclic Aromatic Hydrocarbons by EPA Method 8270 via SIM (ug/L)																										
Benzo(a)anthracene	0.08	0.3	–	–	NT	BRL	NT	NT	NT	BRL	NT						**0.14**		NT	BRL	NT	NT	NT	NT	BRL	NT	NT
Extractable Total Petroleum Hydrocarbons by CT-ETPH method (mg/L)	0.25	0.25	NE	NE	**0.39**	BRL<0.14	BRL<0.15	BRL<0.15	**0.17**	**0.29**	**0.29**						**0.29**		**0.16**	**0.37**	NT	**0.17**	BRL<0.15	**0.17**	**0.25**	**0.47**	BRL<0.15
Total Lead by EPA Method 6020B (ug/L)	0.23	0.23	NE	NE	NT	BRL<1.0	NT	NT	NT	BRL<1.0	NT						NT		NT	BRL<1.0	NT	NT	NT	NT	BRL<1.0	NT	NT

NOTES:
1. Analytical results compared to Connecticut Remediation Standard Regulations (January 1996; revised February 16, 2021).
2. Only compounds that were detected are provided in this table. For a complete list of analytes refer to laboratory report.

mg/L = milligrams per liter
ug/L = micrograms per liter
BRL = below reporting limit
CS = compound specific
BOLD = compound detected at that concentration.
NT = not tested
BRL < # = Below Reporting Limit (Reporting Limit Provided)

GWPC = Groudwater Protection Criteria
SWPC = Surface Water Protection Criteria
RES VOL. = Residential Volatilization Criteria
I/C VOL. = Industrial / Commercial Volatilization Criteria
NE = not established by CT DEEP
– = not applicable

= Exceeds GWPC
= Exceeds SWPC
= Exceeds GWPC and SWPC

Prepared by: AP
Reviewed by: JCW/LMY

TABLE 2H
SUMMARY OF GROUNDWATER ANALYTICAL DATA - AOPEC #1B
FORMER SIMSBURY AREA WORK CENTER
SIMSBURY, CT

					AOPEC #3G									
SAMPLE ID	REMEDIATION STANDARD REGULATIONS[1]				MW-101	MW-101	MW-101	MW-101	DUP-1 / Duplicate of MW-101	MW-101	MW-101	MW-101	MW-101	MW-101
DATE SAMPLED					9/19/19	3/18/20	6/30/20	9/24/20	9/24/20	12/4/20	3/29/21	6/18/21	9/22/21	12/28/21
WORK ORDER NO.					19I1044	20C0945	20F1483	20I1305	20I1305	20L0303	21C1482	21F1114	21I1196	21L1949
RSR CRITERIA	GWPC	SWPC	RES VOL.	I/C VOL.										
PARAMETER[2] (Units)														
Polychlorinated Biphenyls by EPA Method 8082 (ug/L)														
Total PCBs	0.5	0.5	NE	NE	BRL	NT	NT	NT	NT	NT	NT	NT	NT	NT
Volatile Organic Compounds by EPA Method 8260 (ug/L)														
2-Butanone (MEK)	400	10,000	50,000	50,000	**8.6**	BRL<5.0	BRL<5.0	BRL<5.0	BRL<5.0	BRL<5.0	NT	NT	NT	NT
Extractable Total Petroleum Hydrocarbons by CT-ETPH method (mg/L)	0.25	0.25	NE	NE	**0.30**	**0.20**	**0.42**	**0.27**	**0.33**	**0.24**	**0.32**	BRL <0.15	**0.34**	**0.21**
Total RCRA 8 Metals by EPA Method 6010B (ug/L)														
Barium	1,000	2,200	NE	NE	**22**	NT	NT	NT	NT	NT	NT	NT	NT	NT
Chromium[3]	50	110	NE	NE	**1.5**	NT	NT	NT	NT	NT	NT	NT	NT	NT
Lead	15	13	NE	NE	**0.72**	NT	NT	NT	NT	NT	NT	NT	NT	NT

NOTES:
1. Analytical results compared to Connecticut Remediation Standard Regulations (January 1996; revised February 16, 2021).
2. Only compounds that were detected are provided in this table. For a complete list of analytes refer to laboratory report.
3. SWPC for chromium is based on the (more restrictive) hexavalent species (Cr^{+6})

mg/L = milligrams per liter
ug/L = micrograms per liter
BRL = below reporting limit
CS = compound specific
BOLD = compound detected at that concentration.
BRL < # = Below Reporting Limit (Reporting Limit Provided)

GWPC = Groundwater Protection Criteria
SWPC = Surface Water Protection Criteria
RES VOL. = Residential Volatilization Critera
I/C VOL. = Industrial / Commercial Volatilization Critera
NE = not established by CT DEEP
-- = not applicable

= Exceeds GWPC
= Exceeds SWPC
= Exceeds GWPC and SWPC

Prepared by: AP
Reviewed by: JCW/LMY

TABLE 2I
SUMMARY OF GROUNDWATER ANALYTICAL DATA - AOPEC #1B
FORMER SIMSBURY AREA WORK CENTER
SIMSBURY, CT

AOPEC #4															
SAMPLE ID	REMEDIATION STANDARD REGULATIONS[1]				MW-201	MW-201	MW-201	MW-201	MW-203	MW-203	MW-203	MW-203	MW-203	MW-203	MW-203
DATE SAMPLED					3/28/18	6/6/18	9/20/18	12/19/18	3/28/18	6/6/18	9/21/18	12/19/18	3/26/19	3/18/20	3/29/21
WORK ORDER NO.					18C1119	18F0263	18I0925	18L0967	18C1119	18F0263	18I1034	18L0967	19C1457	20C0945	20c1462
RSR CRITERIA	GWPC	SWPC	RES VOL.	I/C VOL.											
PARAMETER (Units)															
Polychlorinated Biphenyls by EPA Method 8082 (ug/L)															
Total PCBs	0.5	0.5	NE	NE	BRL	BRL	BRL	BRL	BRL	NT	NT	NT	BRL	NT	NT
Extractable Total Petroleum Hydrocarbons by CT-ETPH method (mg/L)	0.25	0.25	NE	NE	**0.21**	**0.13**	**0.084**	**0.13**	**0.22**	**0.14**	**0.14**	**0.23**	**0.22**	BRL<0.15	BRL<0.15

AOPEC #4																	
SAMPLE ID	REMEDIATION STANDARD REGULATIONS[1]				MW-CCA-4	MW-CCA-4	MW-CCA-4	MW-CCA-4	MW-CCA-4	DUP-1 / Duplicate of MW-CCA-4	MW-CCA-5	MW-CCA-5	MW-CCA-5	MW-CCA-5	MW-CCA-5	MW-CCA-5	MW-CCA-5
DATE SAMPLED					3/28/18	6/6/18	9/20/18	12/20/18	3/19/20	3/19/20	3/30/18	6/7/18	9/21/18	12/20/18	3/27/19	3/19/20	3/29/21
WORK ORDER NO.					18C1119	18F0263	18I0925	18L1024	20C0945	20C0945	18C1266	18F0389	18I1034	18L1024	19C1496	20C0945	21C1462
RSR CRITERIA	GWPC	SWPC	RES VOL.	I/C VOL.													
PARAMETER (Units)																	
Polychlorinated Biphenyls by EPA Method 8082 (ug/L)																	
Total PCBs	0.5	0.5	NE	NE	BRL	NT	NT	NT	NT	NT	BRL	BRL	BRL	BRL	NT	NT	NT
Extractable Total Petroleum Hydrocarbons by CT-ETPH method (mg/L)	0.25	0.25	NE	NE	BRL<0.075	BRL<0.075	**0.081**	**0.11**	BRL <0.15	BRL <0.16	**0.091**	**0.093**	**0.094**	**0.13**	BRL <0.15	BRL<0.15	BRL<0.15

NOTES:
1. Analytical results compared to Connecticut Remediation Standard Regulations (January 1996; revised February 16, 2021).
2. Only compounds that were detected are provided in this table. For a complete list of analytes refer to laboratory report.

mg/L = milligrams per liter
ug/L = micrograms per liter
BRL = below reporting limit
CS = compound specific
BOLD = compound detected at that concentration.
NT = not tested
BRL <# = Below Reporting Limit (Reporting Limit Provided)

GWPC = Groundwater Protection Criteria
SWPC = Surface Water Protection Criteria
RES VOL. = Residential Volatilization Critera
I/C VOL. = Industrial / Commercial Volatilization Critera
NE = not established by CT DEEP
-- = not applicable

= Exceeds GWPC
= Exceeds SWPC
= Exceeds GWPC and SWPC

Prepared by: AP
Reviewed by: JCW/LMY

TABLE 3
SUMMARY OF GROUNDWATER ANALYTICAL DATA
AOPEC #4 1ST QUARTER POST-REMEDIATION GROUDNWATER MONITORING
FORMER SIMSBURY AREA WORK CENTER
SIMSBURY, CT

SAMPLE ID	REMEDIATION STANDARD REGULATIONS[1]				MW-400	DUP-1 / Duplicate of MW-400	MW-401	MW-402	MW-403
DATE SAMPLED					12/28/21	12/28/21	12/28/21	1/4/22	1/4/22
WORK ORDER NO.					21L1949	21L1949	21L1949	22A0069	22A0069
RSR CRITERIA	GWPC	SWPC	RES VOL.	I/C VOL.					
PARAMETER[2] (Units)									
Polychlorinated Biphenyls by EPA Method 8082 (ug/L)									
Total PCBs	0.5	0.5	NE	NE	BRL <0.14	BRL <0.15	BRL <0.14	BRL <0.19	BRL <0.19
Extractable Total Petroleum Hydrocarbons by CT-ETPH Method (mg/L)	0.25	0.25	NE	NE	**0.15**	**0.16**	BRL <0.15	BRL <0.15	**0.16**

NOTES:
1. Analytical results compared to Connecticut Remediation Standard Regulations (January 1996; revised February 16, 2021).
2. Only compounds that were detected are provided in this table. For a complete list of analytes refer to laboratory report.

mg/L = milligrams per liter
ug/L = micrograms per liter
BRL = below reporting limit
BOLD = compound detected at that concentration.
BRL <# = Below Reporting Limit (Reporting Limit Provided)

GWPC = Groundwater Protection Criteria
SWPC = Surface Water Protection Criteria
RES VOL. = Residential Volatilization Critera
I/C VOL. = Industrial / Commercial Volatilization Critera
NE = not established by CT DEEP

= Exceeds GWPC
= Exceeds SWPC
= Exceeds GWPC and SWPC

Prepared by: LMY
Reviewed by: PJB

ATTACHMENT A

Simsbury AWC Gauging Data Sheet

Date: 3/29/21

Measured by: WVS

Well	Well Depth (ft. btoc)	Depth to Oil (ft. btoc)	Depth to Water (ft. btoc)	Time	Well Diameter (inches)	Comments
RW-1	18.00	–	9.30	900	6	
MW-2A		–	11.75	850		
MW-4R	13.57	–	DRY	848	2	DRY
MW-6	16.80	–	10.70	846	2	
MW-8	16.47	–	–	844	2	DRY
MW-10	15.70	–	10.90	842	2	
MW-11A	13.16	–	9.70	840	4	
MW-15	14.38	–	12.00	812	4	
MW-16	14.20'	–	–	–	2	Gauged for June event
MW-T1	16.75	–	7.55	824	4	
MW-T2	16.82	–	7.55	825	4	
MW-T3	16.90	–	11.48	826	4	
MW-T5	16.92	–	6.74	827	2	
MW-T6	16.92	–	7.04	828	2	
TRW-1	17.06	–	7.75	830	4	
CCA-1	13.96	–	7.85	745	2	
CCA-2	19.79	–	9.70	815	2	
CCA-3	17.29	–	15.90	817	2	
CCA-4	19.03	–	7.45	820	2	
CCA-5	19.17	–	10.70	800	2	
CCA-6	18.00	–	7.98	810	2	
MW-A1R-1	19.34	–	–	–	2	Destroyed
MW-SA-South (R)	22.21	–	12.80	806	2	
MW-SA-North (R)	22.15	–	11.42	805	2	
MW-310	20.00'	–	14.80	822	2	
MW-200	18.00'	–	11.35	805	2	
MW-201	18.00'	–	–	–	2	Not Gauged - Fenced in
MW-202	19.00'	–	9.85	826	2	
MW-203	20.00'	–	10.37	835	2	
MW-101	[redacted]'	–	9.15	834	2	
MW-102	20.20'		16.46	832	2	

General Comments

Simsbury AWC Gauging Data Sheet

Date: 9/22/21

Measured by: _____

Well	Well Depth (ft. btoc)	Depth to Oil (ft. btoc)	Depth to Water (ft. btoc)	Time	Well Diameter (inches)	Comments
RW-1	18.00	—	—	—	6	Inaccessible
MW-2A		—	9.84	815		
MW-4R	13.57	—	8.55	820	2	
MW-6	16.80	—	8.28	822	2	
MW-8	16.47	—	9.45	824	2	
MW-10	15.70	—	9.03	827	2	
MW-11A	13.16	—	7.85	830	4	
MW-15	14.38	—	10.10	800	4	
MW-16	14.20'	—	9.15	805	2	Gauged for June event
MW-T1	16.75	—	7.48	832	4	
MW-T2	16.82	—	7.50	834	4	
MW-T3	16.90	—	8.70	836	4	
MW-T5	16.92	—	6.70	838	2	
MW-T6	16.92	—	6.97	840	2	
TRW-1	17.06	—	7.55	842	4	
CCA-1	13.96	—	5.95	750	2	(Stream area saturated)
CCA-2	19.79	—	9.35	852	2	
CCA-3	17.29	—	12.42	845	2	
CCA-4	19.03	—	6.73	850	2	
CCA-5	19.17	—	10.07	922	2	
CCA-6	18.00	—	6.40	753	2	
MW-A1R-1	19.34	—	—	—	2	Destroyed (missing)
MW-SA-South (R)	22.21		10.75	925	2	
MW-SA-North (R)	22.15	—	9.47	926	2	
MW-310	20.00'	—	11.76	855	2	
MW-200	18.00'	—	8.82	920	2	
MW-201	18.00'	—	—	—	2	Inaccessible
MW-202	19.00'	—	8.03	900	2	
MW-203	20.00'	—	8.48	902	2	
MW-101	15.00'	—	7.17	907	2	
MW-102	20.20'	—	12.37	910	2	

General Comments _____

Simsbury AWC Gauging Data Sheet

Date: 3/29/21

Measured by: WVS

Well	Well Depth (ft. btoc)	Depth to Oil (ft. btoc)	Depth to Water (ft. btoc)	Time	Well Diameter (inches)	Comments
RW-1	18.00	–	9.30	900	6	
MW-2A		–	11.75	850		
MW-4R	13.57	–	DRY	848	2	DRY
MW-6	16.80	–	10.70	846	2	
MW-8	16.47	–	–	844	2	DRY
MW-10	15.70	–	10.90	842	2	
MW-11A	13.16	–	9.70	840	4	
MW-15	14.38	–	12.00	812	4	
MW-16	14.20'	–	–	–	2	Gauged for June event
MW-T1	16.75	–	7.55	824	4	
MW-T2	16.82	–	7.55	825	4	
MW-T3	16.90	–	11.48	826	4	
MW-T5	16.92	–	6.74	827	2	
MW-T6	16.92	–	7.04	828	2	
TRW-1	17.06	–	7.75	830	4	
CCA-1	13.96	–	7.85	745	2	
CCA-2	19.79	–	9.70	815	2	
CCA-3	17.29	–	15.90	817	2	
CCA-4	19.03	–	7.45	820	2	
CCA-5	19.17	–	10.70	800	2	
CCA-6	18.00	–	7.98	810	2	
MW-A1R-1	19.34	–	–	–	2	Destroyed
MW-SA-South (R)	22.21	–	12.80	806	2	
MW-SA-North (R)	22.15	–	11.42	805	2	
MW-310	20.00'	–	14.80	822	2	
MW-200	18.00'	–	11.35	804	2	
MW-201	18.00'	–	–	–	2	Not Gauged - Fenced in
MW-202	19.00'	–	9.85	826	2	
MW-203	20.00'	–	10.37	835	2	
MW-101	[redacted]'	–	9.15	834	2	
MW-102	20.20'		16.46	832	2	

General Comments

Well Purging-Groundwater Sampling Form

Weston & Sampson

Page 1 of 1

Project Name: Simsbury MW | Project #: 2180209 | Date: 3-29-21
Well ID: MW-TRW-1 | Well Diameter: 4" | Casing Type: PVC
Initial Depth to Water: 7.75' | Total Depth: ~17' | Screen Length:
Pumping Method: LF-PERISTALTIC
Tube Intake Set at: 11.50' | Depth to Water with Tube: 7.75' | Sampled By: WWS
Tube Diameter: 0.25" | Notes:

Instrument Info
Flow Thru Cell: Horiba | Turbidity Meter: MicroTPW

Condition	Visual ID		Well Cap		Lock		Collar	
	Y	(N)	(Y)	N	Y	(N)	(Good)	Damaged

Comments on Well Condition

Purge Start Time: 1342

Time	Flow	DTW	PH	ORP	Temp	SpC	DO	Turb	Comments
Units	mL\min	Ft.	Units	mV	°C	mS/cm	mg\L	NTU's	
Min	ml/min	Not to exceed 0.3'	+/- 0.1	+/- 10	+/- 3%	+/- 3%	+/- 10% or 3 >0.5	+/- 10% or 3>5	
1345	~145	7.75	6.46	346	13.13	1.00	5.50	2.5	
1350	~145	7.75	6.63	360	12.96	0.440	4.16	0.5	
1355	~145	7.75	6.69	357	12.90	.286	3.55	0.0	
1400	~145	7.75	6.77	351	12.97	.226	3.25	0.0	
1405	~145	7.75	6.92	342	13.04	.205	3.24	0.0	
1410	~145	7.75	6.97	338	13.11	.176	2.98	0.0	
1415	~145	7.75	7.01	335	13.20	.173	2.90	0.0	
1420	~145	7.75	7.04	334	13.35	.171	2.83	0.0	

Sample(s) Collected	Time	Color	Odor	Preservative
ETPH	1420			

Well Purging-Groundwater Sampling Form

Weston & Sampson

Page 1 of 1

Project Name: Simsbury ANL Project #: 2180209 Date: 3/29/21
Well ID: T-3 Well Diameter: 4" Casing Type: PVC
Initial Depth to Water: 11.54 Total Depth: 16.73 Screen Length: 10'
Pumping Method: Peristaltic pump w/ dedicated tubing
Tube Intake Set at: 15' Depth to Water with Tube: 11.54 Sampled By: RM
Tube Diameter: 1/4" Notes:

Instrument Info Horiba
Flow Thru Cell peristaltic pump Turbidity Meter MicroTPW

Condition	Visual ID		Well Cap		Lock		Collar	
Good	(Y)	N	(Y)	N	Y	(N)	(Good)	Damaged

Comments on Well Condition

Purge Start Time 1026

Time	Flow	DTW	PH	ORP	Temp	SpC	DO	Turb	Comments
Units	mL\min	Ft.	Units	mV	°C	mS/cm	mg\L	NTU's	
Min	ml/min	Not to exceed 0.3'	+/- 0.1	+/- 10	+/- 3%	+/- 3%	+/- 10% or 3 >0.5	+/- 10% or 3>5	
1025	150mL	11.56	6.08	252	12.14	0.233	17.06	9.7	
1030	150mL	11.56	6.22	222	12.53	0.242	13.21	5.4	
1035	150mL	11.76	6.30	202	12.75	0.248	12.68	2.6	
1040	150mL	11.77	6.40	196	12.76	0.248	11.60	0.9	
1045	150mL	11.76	6.47	186	12.77	0.244	11.58	0.6	

Sample(s) Collected	Time	Color	Odor	Preservative
ETPH	1045	—	—	—

Well Purging-Groundwater Sampling Form

Weston & Sampson

Page 1 of 1

Project Name: Simsbury AWL
Project #: 2180209
Date: 3/29/21
Well ID: T-6
Well Diameter: 2"
Casing Type: PVC
Initial Depth to Water: 7.04
Total Depth: 16.44
Screen Length: 10'
Pumping Method: peristaltic pump w dedicated tubing
Tube Intake Set at: 16'
Depth to Water with Tube: 7.64'
Sampled By: RM
Tube Diameter: 3/4"
Notes:

Instrument Info
Flow Thru Cell: Horiba
Turbidity Meter: micro TPH

Condition	Visual ID		Well Cap		Lock		Collar	
good	(Y)	N	(Y)	N	(Y)	N	(Good)	Damaged

Comments on Well Condition

Purge Start Time: 915

Time	Flow	DTW	PH	ORP	Temp	SpC	DO	Turb	Comments
Units	mL\min	Ft.	Units	mV	°C	mS/cm	mg\L	NTU's	
Min	ml/min	Not to exceed 0.3'	+/- 0.1	+/- 10	+/- 3%	+/- 3%	+/- 10% or 3 >0.5	+/- 10% or 3>5	
920	200mL	7.06	6.71	196	10.36	0.067	28.70	42.6	
925	200mL	7.06	6.71	205	10.26	0.071	25.44	21.2	
930	150mL	7.06	6.68	212	10.11	[illegible]	24.84	12.6	
935	150mL	7.06	6.58	217	9.85	0.062	24.69	8.69	
940	150mL	7.06	6.47	221	9.66	0.060	22.57	4.32	
945	150mL	7.06	6.31	238	9.56	0.060	22.16	4.06	
950	150mL	7.06	6.28	242	9.57	0.061	22.20	4.85	

Sample(s) Collected	Time	Color	Odor	Preservative
ETPH	950	—	—	—

Well Purging-Groundwater Sampling Form

Weston & Sampson

Page 1 of 1

Project Name:	Simsbury AWL	Project #:	2180209	Date:	3/29/21
Well ID:	MW-2A	Well Diameter:	4"	Casing Type:	PVC
Initial Depth to Water:	11.64	Total Depth:	22.12	Screen Length:	10'
Pumping Method:	Peristaltic Pump w dedicated tubing				
Tube Intake Set at:	21'	Depth to Water with Tube:	11.69'	Sampled By:	RM
Tube Diameter:	1/4"	Notes:			

Instrument Info
Flow Thru Cell: Horiba Turbidity Meter: Micro TPW

Condition	Visual ID		Well Cap		Lock		Collar	
Good	(Y)	N	(Y)	N	Y	(N)	(Good)	Damaged

Comments on Well Condition

Purge Start Time: 1460

Time	Flow	DTW	PH	ORP	Temp	SpC	DO	Turb	Comments
Units	mL\min	Ft.	Units	mV	°C	mS/cm	mg\L	NTU's	
Min	ml/min	Not to exceed 0.3'	+/- 0.1	+/- 10	+/- 3%	+/- 3%	+/- 10% or 3 >0.5	+/- 10% or 3>5	
1405	150 mL	11.69	6.13	215	13.26	0.752	14.79	6.1	
1410	150mL	11.69	6.12	216	13.23	0.751	14.49	4.98	
1415	150mL	11.69	6.10	216	13.28	0.750	14.33	3.2	
1420	150mL	11.69	6.09	216	13.33	0.748	14.11	4.6	
1425	150mL	11.69	6.09	216	13.35	0.748	14.18	5.0	

Sample(s) Collected	Time	Color	Odor	Preservative
ETPH	1425	—	—	—

Well Purging-Groundwater Sampling Form

Weston & Sampson

Page 1 of 1

Project Name: Sinsbury BHC Project #: 2180209 Date: 3/29/21
Well ID: MW-6 Well Diameter: 2" Casing Type: PVC
Initial Depth to Water: 10.15 Total Depth: 15.46 Screen Length: 10'
Pumping Method: Peristaltic pump w/ dedicated tubing
Tube Intake Set at: 14.50' Depth to Water with Tube: 10.15' Sampled By: RM
Tube Diameter: 1/4" Notes:

Instrument Info
Flow Thru Cell Horiba Turbidity Meter MicroTPW

Condition	Visual ID		Well Cap		Lock		Collar	
bad	Y	(N)	(Y)	N	Y	(N)	Good	(Damaged)

Comments on Well Condition Hit by plow truck; collar destroyed

Purge Start Time 1125

Time	Flow	DTW	PH	ORP	Temp	SpC	DO	Turb	Comments
Units	mL\min	Ft.	Units	mV	°C	mS/cm	mg\L	NTU's	
Min	ml/min	Not to exceed 0.3'	+/- 0.1	+/- 10	+/- 3%	+/- 3%	+/- 10% or 3 >0.5	+/- 10% or 3>5	
1130	150mL	10.15	6.81	179	10.55	0.149	28.50	18.33	
1135	150mL	10.17	6.67	195	10.52	0.201	25.06	4.32	
1140	150mL	10.18	6.63	202	10.48	0.211	24.00	3.92	
1145	150mL	10.18	6.54	210	10.39	0.210	23.39	4.66	
1150	150mL	10.18	6.56	211	10.42	0.214	23.46	4.88	

Sample(s) Collected	Time	Color	Odor	Preservative
ETPIT	~~1150~~ 1130	—	—	—

Dup-1 collected

Well Purging-Groundwater Sampling Form

Weston & Sampson

Page 1 of 1

Project Name: Simsbury Hill Project #: 2180209 Date: 3/29/21
Well ID: MW-10 Well Diameter: 2" Casing Type: PVC
Initial Depth to Water: 10.90 Total Depth: 15.25 Screen Length: 10'
Pumping Method: peristaltic pump w/ dedicated tubing
Tube Intake Set at: 14.5' Depth to Water with Tube: 10.90 Sampled By: RM
Tube Diameter: 1/4" Notes:

Instrument Info
Flow Thru Cell Horiba Turbidity Meter MicroTPW

Condition	Visual ID		Well Cap		Lock		Collar	
Good	Y	(N)	(Y)	N	Y	(N)	(Good)	Damaged

Comments on Well Condition

Purge Start Time 1360

Time	Flow	DTW	PH	ORP	Temp	SpC	DO	Turb	Comments
Units	mL\min	Ft.	Units	mV	°C	mS/cm	mg\L	NTU's	
Min	ml/min	Not to exceed 0.3'	+/- 0.1	+/- 10	+/- 3%	+/- 3%	+/- 10% or 3 >0.5	+/- 10% or 3>5	
1305	150mL	10.90	6.14	210	13.05	0.596	22.51	3.6	
1310	150mL	10.90	6.17	217	13.00	0.602	22.42	3.7	
1315	150mL	10.90	6.15	218	12.93	0.610	22.46	3.5	
1320	150mL	10.90	6.14	217	12.80	0.620	22.20	3.6	
1325	150mL	10.90	6.08	214	12.80	0.633	21.80	3.7	

Sample(s) Collected	Time	Color	Odor	Preservative
FD1	1325	—	—	—

Well Purging-Groundwater Sampling Form

Weston & Sampson

Page 1 of 1

Project Name: Simsbury HWC
Project #: 2180209
Date: 3/29/21
Well ID: MW-~~8~~ 11A
Well Diameter: 2" ~~[illegible]~~
Casing Type: PVC
Initial Depth to Water: 9.70
Total Depth: 13.0'
Screen Length: 10'
Pumping Method: Peristaltic Pump w/dedicated tubing
Tube Intake Set at: 12.0'
Depth to Water with Tube: 9.70'
Sampled By: RM
Tube Diameter: 1/4"
Notes:

Instrument Info
Flow Thru Cell: Horiba
Turbidity Meter: Micro TPH

Condition	Visual ID		Well Cap		Lock		Collar	
Good	Y	N	Y	N	Y	N	Good	Damaged

Comments on Well Condition

Purge Start Time: 1225

Time	Flow	DTW	PH	ORP	Temp	SpC	DO	Turb	Comments
Units	mL\min	Ft.	Units	mV	°C	mS/cm	mg\L	NTU's	
Min	ml/min	Not to exceed 0.3'	+/- 0.1	+/- 10	+/- 3%	+/- 3%	+/- 10% or 3 >0.5	+/- 10% or 3>5	
1230	150mL	9.71	6.70	200	11.48	0.222	22.13	18.2	
1235	150mL	9.72	6.65	203	11.33	0.223	21.32	5.42	
1240	150mL	9.71	6.62	202	11.41	0.222	20.24	4.38	
1245	150mL	9.71	6.59	205	11.37	0.220	20.00	4.40	
1250	150mL	9.70	6.54	206	11.38	0.219	19.89	2.70	
1255	150mL	9.70	6.56	205	11.43	0.218	19.88	2.0	

Sample(s) Collected	Time	Color	Odor	Preservative
ETPH	1255	—	—	—

Well Purging-Groundwater Sampling Form

Weston & Sampson

Page 1 of 1

Project Name: Simsbury Ave Project #: 2180209 Date: 3/29/21
Well ID: CCA-5 Well Diameter: 2" Casing Type: PVC
Initial Depth to Water: 10.70 Total Depth: ~19' Screen Length:
Pumping Method: LF-PERISTALTIC
Tube Intake Set at: 13.50' Depth to Water with Tube: 10.70' Sampled By: WKS
Tube Diameter: 0.25" Notes:

Instrument Info
Flow Thru Cell: Horiba Turbidity Meter: MicroTPW

Condition	Visual ID		Well Cap		Lock		Collar	
	Y	N	Y	N	Y	N	Good	Damaged

Comments on Well Condition

Purge Start Time

Time	Flow	DTW	PH	ORP	Temp	SpC	DO	Turb	Comments
Units	mL\min	Ft.	Units	mV	°C	mS/cm	mg\L	NTU's	
Min	ml/min	Not to exceed 0.3'	+/ 0.1	+/- 10	+/- 3%	+/- 3%	+/- 10% or 3 >0.5	+/- 10% or 3>5	
1030	~140	10.77	6.19	360	9.15	.162	10.20	1.3	
1035	~140	10.77	6.07	381	9.19	.162	9.17	1.0	
1040	~140	10.77	5.89	398	9.28	.161	8.95	0.2	
1045	~140	10.78	5.82	403	9.33	.161	8.88	0.1	
1050	~140	10.78	5.80	405	9.40	.161	9.42	0.0	

Sample(s) Collected	Time	Color	Odor	Preservative
ETPH	1050			

Well Purging-Groundwater Sampling Form

Weston & Sampson

Page 1 of 1

Project Name: Simsbury AWC
Project #: 2180209
Date: 3/29/21
Well ID: MW-101
Well Diameter: 2"
Casing Type: PVC
Initial Depth to Water: 9.15
Total Depth: ~15.50'
Screen Length: 10'
Pumping Method: LF-Peristaltic
Tube Intake Set at: 14.0'
Depth to Water with Tube: 9.15'
Sampled By: WUS
Tube Diameter: 0.25"
Notes:

Instrument Info
Flow Thru Cell: Horiba
Turbidity Meter: Micro TPW

Condition	Visual ID		Well Cap		Lock		Collar	
	Y	(N)	(Y)	N	Y	(N)	(Good)	Damaged

Comments on Well Condition

Purge Start Time: 1200

Time	Flow	DTW	PH	ORP	Temp	SpC	DO	Turb	Comments
Units	mL\min	Ft.	Units	mV	°C	mS/cm	mg\L	NTU's	
Min	ml/min	Not to exceed 0.3'	+/- 0.1	+/- 10	+/- 3%	+/- 3%	+/- 10% or 3 >0.5	+/- 10% or 3>5	
1205	~140	10.50	6.54	370	12.63	.229	4.77	4.0	
1210	~140	10.74	6.35	384	12.59	.228	4.67	3.4	
1215	~140	10.90	6.30	390	12.57	.229	4.67	3.3	
1220	~140	11.02	6.27	393	12.53	.229	4.68	3.0	

Sample(s) Collected	Time	Color	Odor	Preservative
	~~1220~~			
ETPH	1220			

Well Purging-Groundwater Sampling Form

Weston & Sampson

Page 1 of 1

Project Name: Sinsbury AWC
Project #: 2180209
Date: 3/29/21
Well ID: MW-102
Well Diameter: 2"
Casing Type: PVC
Initial Depth to Water: 16.65
Total Depth: 20.20
Screen Length: 10'
Pumping Method: peristaltic pump w/ dedicated tubing
Tube Intake Set at: @ 19.5'
Depth to Water with Tube: 16.65'
Sampled By: RM
Tube Diameter: 1/4"
Notes:

Instrument Info
Flow Thru Cell: Horiba
Turbidity Meter: micro TPW

Condition	Visual ID		Well Cap		Lock		Collar	
good	(Y)	N	(Y)	N	Y	(N)	Good	Damaged

Comments on Well Condition

Purge Start Time: ~~1059~~ 1100

Time	Flow	DTW	PH	ORP	Temp	SpC	DO	Turb	Comments
Units	mL\min	Ft.	Units	mV	°C	mS/cm	mg\L	NTU's	
Min	ml/min	Not to exceed 0.3'	+/- 0.1	+/- 10	+/- 3%	+/- 3%	+/- 10% or 3 >0.5	+/- 10% or 3>5	
1103 ~~1059~~	100mL	17.3						48.50	blew dredem
		Started Sampling							
		no parameters							

Sample(s) Collected	Time	Color	Odor	Preservative
ETPIT	~~1059~~ 1100	—	—	—

Well Purging-Groundwater Sampling Form

Weston & Sampson

Page 1 of 1

Project Name: Simsbury AWC Project #: 2180209 Date: 3-29-21
Well ID: MW-252 Well Diameter: 2" Casing Type: PVC
Initial Depth to Water: 9.85 Total Depth: 19.0 Screen Length: 10'
Pumping Method: LF-PERISTALTIC
Tube Intake Set at: 13.0' Depth to Water with Tube: 9.85' Sampled By: WWS
Tube Diameter: 0.25" Notes:

Instrument Info
Flow Thru Cell: Horiba Turbidity Meter: MicroTPW

Condition	Visual ID		Well Cap		Lock		Collar	
	Y	(N)	(Y)	N	Y	(N)	Good	Damaged

Comments on Well Condition

Purge Start Time: 1305

Time	Flow	DTW	PH	ORP	Temp	SpC	DO	Turb	Comments
Units	mL\min	Ft.	Units	mV	°C	mS/cm	mg\L	NTU's	
Min	ml/min	Not to exceed 0.3'	+/- 0.1	+/- 10	+/- 3%	+/- 3%	+/- 10% or 3 >0.5	+/- 10% or 3>5	
1310	~145'	9.85	5.94	423	12.53	2.76	8.99	3.2	
1315	~145	9.86	5.87	423	12.67	2.95	7.72	0.5	
1320	~145	9.86	5.82	423	12.75	2.97	7.81	0.0	
1325	~145	9.86	5.77	420	12.85	2.95	7.85	0.0	

Sample(s) Collected	Time	Color	Odor	Preservative
ETPH	1330			

Well Purging-Groundwater Sampling Form

Weston & Sampson

Page 1 of 1

Project Name: Simsbury
Project #: 2180209
Date: 3/29/21
Well ID: MW-203
Well Diameter: 2"
Casing Type: PVC
Initial Depth to Water: 10.37
Total Depth: 20'
Screen Length: 10'
Pumping Method: Low Flow - Peristaltic
Tube Intake Set at: 15'
Depth to Water with Tube: 10.37'
Sampled By: WWS
Tube Diameter: 0.25"
Notes:

Instrument Info
Flow Thru Cell: HORIBA
Turbidity Meter: MicroTPW

Condition	Visual ID		Well Cap		Lock		Collar	
	Y	(N)	(Y)	N	Y	(N)	Good	(Damaged)

Comments on Well Condition: metal well cover cracked

Purge Start Time: 1425

Time	Flow	DTW	PH	ORP	Temp	SpC	DO	Turb	Comments
Units	mL\min	Ft.	Units	mV	°C	mS/cm	mg\L	NTU's	
Min	ml/min	Not to exceed 0.3'	+/- 0.1	+/- 10	+/- 3%	+/- 3%	+/- 10% or 3 >0.5	+/- 10% or 3>5	
1425	~145	10.40	6.89	366	13.75	.152	2.46	1.2	
1430	~145	10.41	6.87	370	13.91	.405	3.22	0.0	
1435	~145	10.41	6.79	381	14.12	.482	3.70	0.0	
1440	~145	10.41	6.67	388	14.22	.497	3.77	0.0	
1445	~145	10.41	6.54	393	14.34	.511	4.37	0.0	
1450	~145	10.42	6.47	398	14.37	.521	4.56	0.0	
1455	~145	10.42	6.45	399	14.36	.522	4.61	0.0	

Sample(s) Collected	Time	Color	Odor	Preservative
ETPH	1500			

Well Purging-Groundwater Sampling Form

Weston & Sampson

Page 1 of 1

Project Name: Simsbury Ave
Project #: 2180209
Date: 3/29/21
Well ID: MW-310
Well Diameter: 2"
Casing Type: PVC
Initial Depth to Water: 14.80
Total Depth: 19.65
Screen Length: 10'
Pumping Method: LF- Peristaltic
Tube Intake Set at: 18.50'
Depth to Water with Tube:
Sampled By: WVS
Tube Diameter: 0.25"
Notes: Poor recharge - Straight to sampling @ 1140

Instrument Info
Flow Thru Cell: Horiba
Turbidity Meter: MicroTPW

Condition	Visual ID		Well Cap		Lock		Collar	
	Y	N	Y	N	Y	N	Good	Damaged

Comments on Well Condition

Purge Start Time

Time	Flow	DTW	PH	ORP	Temp	SpC	DO	Turb	Comments
Units	mL\min	Ft.	Units	mV	°C	mS/cm	mg\L	NTU's	
Min	ml/min	Not to exceed 0.3'	+/- 0.1	+/- 10	+/- 3%	+/- 3%	+/- 10% or 3 >0.5	+/- 10% or 3>5	
1120	-140	15.50'	6.27	336	14.33	.605	6.58	24.6	
1125	-140	15.80'	6.03	294	15.23	.596	3.21	17.8	
1130	-140	16.65'	6.32	265	15.59	.591	2.75	11.2	
1135	-140	17.02	6.41	227	15.64	.592	2.02	8.6	

Sample(s) Collected	Time	Color	Odor	Preservative
ETPH	1140			

\\wse03.local\WSE\Depts\EGE\CT Remediation Templates\Monitoring well Data SheetsTemplate

Well Purging-Groundwater Sampling Form

Weston & Sampson

Page 1 of 1

Project Name: Simsbury AWC
Project #: 2180209
Date: 3/29/21
Well ID: MW-4R
Well Diameter: 2"
Casing Type: PVC
Initial Depth to Water: —
Total Depth: 10.64
Screen Length: 10'
Pumping Method: —
Tube Intake Set at: —
Depth to Water with Tube: —
Sampled By: RM
Tube Diameter: —
Notes: —

Instrument Info
Flow Thru Cell: Horiba
Turbidity Meter: micro TPW

Condition	Visual ID		Well Cap		Lock		Collar	
Good	(Y)	N	(Y)	N	Y	(N)	(Good)	Damaged

Comments on Well Condition

Purge Start Time

Time	Flow	DTW	PH	ORP	Temp	SpC	DO	Turb	Comments
Units	mL\min	Ft.	Units	mV	°C	mS/cm	mg\L	NTU's	
Min	ml/min	Not to exceed 0.3'	+/- 0.1	+/- 10	+/- 3%	+/- 3%	+/- 10% or 3 >0.5	+/- 10% or 3>5	
			well Dry						
	no	sample	collected						

Sample(s) Collected	Time	Color	Odor	Preservative

Well Purging-Groundwater Sampling Form

Weston & Sampson

Page 1 of 1

Project Name: Simsbury AWC | Project #: 2180209 | Date: 6/18/2021
Well ID: MW-6 | Well Diameter: 2" | Casing Type: PVC
Initial Depth to Water: 10.25' | Total Depth: 16.80' | Screen Length: 10'
Pumping Method: Low Flow - Peristaltic
Tube Intake Set at: 13.50' | Depth to Water with Tube: 10.25' | Sampled By: WVS
Tube Diameter: 0.25" | Notes: NO EPH/VPH Taken - water deeper than 10' 10.85' DTW from top of ground.

Instrument Info
Flow Thru Cell: Horiba | Turbidity Meter: MicroTPW

Condition	Visual ID		Well Cap		Lock		Collar	
	(Y)	(N)	(Y)	N	Y	(N)	(Good)	Damaged

Comments on Well Condition: Broken Bolt

Purge Start Time: 920

Time	Flow	DTW	PH	ORP	Temp	SpC	DO	Turb	Comments
Units	mL\min	Ft.	Units	mV	°C	mS/cm	mg\L	NTU's	
Min	ml/min	Not to exceed 0.3'	+/- 0.1	+/- 10	+/- 3%	+/- 3%	+/- 10% or 3 >0.5	+/- 10% or 3>5	
925	~145	10.35	5.50	158	17.30	.117	7.36	2.2	
930	~145	10.36	5.71	147	17.67	.111	6.84	1.2	
935	~145	10.36	5.91	144	17.80	.094	6.73	0.3	
940	~145	10.36	5.97	146	17.80	.088	6.44	0.2	
945	~145	10.36	5.89	149	17.81	.099	6.45	0.0	
950	~145	10.36	6.00	150	17.88	.098	6.40	0.0	
955	~145	10.37	6.00	151	17.85	.098	6.38	0.0	

Sample(s) Collected	Time	Color	Odor	Preservative
ETPH	1000			
ETPH - Fingerprint				
Plus Dup-1 (ETPH)				

Well Purging-Groundwater Sampling Form

Weston & Sampson

Page 1 of 1

Project Name: Simsbury AWC
Project #: 2150209
Date: 6/18/21
Well ID: MW-102
Well Diameter: 2"
Casing Type: PVC
Initial Depth to Water: 16.52' (PVC)
Total Depth: 20.2'
Screen Length: 10'
Pumping Method: Low Flow - Peristaltic
Tube Intake Set at: 19.0'
Depth to Water with Tube: 16.52'
Sampled By: WWS
Tube Diameter: 0.25"
Notes: No recharge - Started sampling @ 1035, 1040
DTW - 17.05' (Ground)

Instrument Info
Flow Thru Cell: Horiba
Turbidity Meter: MicroTPW

Condition	Visual ID		Well Cap		Lock		Collar	
	Y	(N)	(Y)	N	Y	(N)	(Good)	Damaged

Comments on Well Condition

Purge Start Time

Time	Flow	DTW	PH	ORP	Temp	SpC	DO	Turb	Comments
Units	mL\min	Ft.	Units	mV	°C	mS/cm	mg\L	NTU's	
Min	ml/min	Not to exceed 0.3'	+/- 0.1	+/- 10	+/- 3%	+/- 3%	+/- 10% or 3 >0.5	+/- 10% or 3>5	
1030	-145	17.20	6.04	146	18.94	680	8.27	33.35	
1035	-145	17.85	6.09	143	19.07	.711	6.11	27.51	
1038-1040	-145	18.01	6.11	141	19.15	.718	5.82	23.30	

Sample(s) Collected	Time	Color	Odor	Preservative
ETPH, VOCs	1040	-	-	

\\wse03.local\WSE\Depts\EGE\CT Remediation Templates\Monitoring well Data SheetsTemplate

Well Purging-Groundwater Sampling Form

Weston & Sampson

Page 1 of 1

Project Name: Simsbury AWC
Project #: 2180209
Date: 6/18/2021
Well ID: MW-101
Well Diameter: 2"
Casing Type:
Initial Depth to Water: 9.05 (PVC)
Total Depth: ~~M~~ 15.50'
Screen Length: 10'
Pumping Method: LF - Peristaltic
Tube Intake Set at: 14.50'
Depth to Water with Tube: 9.05'
Sampled By: WLS
Tube Diameter: 0.25"
Notes: DTW - 9.70 from ground

Instrument Info
Flow Thru Cell: Horiba
Turbidity Meter: MicroTPW

Condition	Visual ID		Well Cap		Lock		Collar	
	(Y)	N	(Y)	N	Y	(N)	(Good)	Damaged

Comments on Well Condition

Purge Start Time

Time	Flow	DTW	PH	ORP	Temp	SpC	DO	Turb	Comments
Units	mL\min	Ft.	Units	mV	°C	mS/cm	mg\L	NTU's	
Min	ml/min	Not to exceed 0.3'	+/- 0.1	+/- 10	+/- 3%	+/- 3%	+/- 10% or 3 >0.5	+/- 10% or 3>5	
1125	~145	9.80	6.21	137	21.88	.364	6.67	42.2	
1130	~145	10.20	6.15	146	19.28	.247	6.32	25.5	
1135	~145	10.35	5.90	159	19.48	.200	5.96	12.2	
1140	~145	10.48	5.84	163	19.27	.1988	5.79	11.6	
1145	~145	10.62	5.82	166	19.20	.197	5.68	11.4	

Sample(s) Collected	Time	Color	Odor	Preservative
ETPH	1145	/	/	
VPH, EPH (Hard)				

Well Purging-Groundwater Sampling Form

Weston & Sampson

Page 1 of 1

Project Name: Simsbury Ave
Project #: 2180209
Date: 6/18/24
Well ID: MW-4R
Well Diameter: 2"
Casing Type: PVC
Initial Depth to Water: Dry
Total Depth: 10.55
Screen Length: —
Pumping Method: —
Tube Intake Set at: —
Depth to Water with Tube: —
Sampled By: —
Tube Diameter: —
Notes: No Sample - well was dry

Instrument Info
Flow Thru Cell
Turbidity Meter

Condition	Visual ID		Well Cap		Lock		Collar	
	(Y)	N	(Y)	N	Y	(N)	(Good)	Damaged

Comments on Well Condition

Purge Start Time

Time	Flow	DTW	PH	ORP	Temp	SpC	DO	Turb	Comments
Units	mL\min	Ft.	Units	mV	°C	mS/cm	mg\L	NTU's	
Min	ml/min	Not to exceed 0.3'	+/- 0.1	+/- 10	+/- 3%	+/- 3%	+/- 10% or 3 >0.5	+/- 10% or 3>5	

Well Purging-Groundwater Sampling Form

Weston & Sampson

Page 1 of 1

Project Name: Simsbury AWC
Project #: 2180209
Date: 6/18/21
Well ID: MW-CCA3
Well Diameter: 2"
Casing Type: PVC
Initial Depth to Water: Dry
Total Depth: 17.1'
Screen Length: —
Pumping Method: —
Tube Intake Set at: —
Depth to Water with Tube: —
Sampled By: —
Tube Diameter: —
Notes: No Samples - well Dry

Instrument Info
Flow Thru Cell —
Turbidity Meter —

Condition	Visual ID		Well Cap		Lock		Collar	
	(Y)	N	(Y)	N	Y	(N)	(Good)	Damaged

Comments on Well Condition

Purge Start Time

Time	Flow	DTW	PH	ORP	Temp	SpC	DO	Turb	Comments
Units	mL\min	Ft.	Units	mV	°C	mS/cm	mg\L	NTU's	
Min	ml/min	Not to exceed 0.3'	+/- 0.1	+/- 10	+/- 3%	+/- 3%	+/- 10% or 3 >0.5	+/- 10% or 3>5	

Simsbury AWC Gauging Data Sheet

Date: 9/22/21

Measured by: _____

Well	Well Depth (ft. btoc)	Depth to Oil (ft. btoc)	Depth to Water (ft. btoc)	Time	Well Diameter (inches)	Comments
RW-1	18.00	—	—	—	6	Inaccessible
MW-2A		—	9.84	815		
MW-4R	13.57	—	8.55	820	2	
MW-6	16.80	—	8.38	822	2	
MW-8	16.47	—	9.45	824	2	
MW-10	15.70	—	9.03	827	2	
MW-11A	13.16	—	7.85	830	4	
MW-15	14.38	—	10.10	800	4	
MW-16	14.20'	—	9.15	805	2	Gauged for June event
MW-T1	16.75	—	7.48	832	4	
MW-T2	16.82	—	7.50	834	4	
MW-T3	16.90	—	8.70	836	4	
MW-T5	16.92	—	6.70	838	2	
MW-T6	16.92	—	6.97	840	2	
TRW-1	17.06	—	7.55	842	4	
CCA-1	13.96	—	5.95	750	2	(Stream area saturated)
CCA-2	19.79	—	9.35	852	2	
CCA-3	17.29	—	12.43	845	2	
CCA-4	19.03	—	6.73	850	2	
CCA-5	19.17	—	10.07	922	2	
CCA-6	18.00	—	6.40	~~920~~ 755	2	
MW-A1R-1	19.34	—	—	—	2	Destroyed (missing)
MW-SA-South (R)	22.21		10.75	~~920~~ 925	2	
MW-SA-North (R)	22.15	—	9.47	~~935~~ 926	2	
MW-310	20.00'	—	11.76	855	2	
MW-200	18.00'	—	8.82	920	2	
MW-201	18.00'	—	—	—	2	Inaccessible
MW-202	19.00'	—	8.03	900	2	
MW-203	20.00'	—	8.48	902	2	
MW-101	15.00'	—	7.17	907	2	
MW-102	20.20'	—	12.37	910	2	

General Comments

_____

_____

_____

Well Purging-Groundwater Sampling Form

Weston & Sampson

Page 1 of 1

Project Name: Simsbury AWC
Project #: 2180209
Date: 9/22/26
Well ID: CCA-3
Well Diameter: 2"
Casing Type: PVC
Initial Depth to Water: 13.43
Total Depth: ~17.00'
Screen Length:
Pumping Method: Low Flow - Peristaltic
Tube Intake Set at: 15.50'
Depth to Water with Tube: 13.43'
Sampled By: WVS
Tube Diameter: 0.25"
Notes:

Instrument Info
Flow Thru Cell: Horiba
Turbidity Meter: Microtpw

Condition	Visual ID		Well Cap		Lock		Collar	
	Y	(N)	(Y)	N	Y	(N)	(Good)	Damaged

Comments on Well Condition

Purge Start Time: 928

Time	Flow	DTW	PH	ORP	Temp	SpC	DO	Turb	Comments
Units	mL\min	Ft.	Units	mV	°C	mS/cm	mg\L	NTU's	
Min	ml/min	Not to exceed 0.3'	+/- 0.1	+/- 10	+/- 3%	+/- 3%	+/- 10% or 3 >0.5	+/- 10% or 3>5	
930	~145	13.58	5.09	149	17.84	.624	5.80	21.05	
935	~145	13.65	5.14	162	17.29	.484	5.78	17.22	
940	~145	13.78	5.33	176	17.32	.447	5.55	13.50	
945	~145	13.85	5.43	177	17.47	.448	5.52	10.05	
950	~145	13.98	5.45	174	17.41	.449	5.50	9.71	
955	~145	1405	5.48	174	17.40	.450	5.48	9.50	

Sample(s) Collected	Time	Color	Odor	Preservative
PAHs	1000			

Well Purging-Groundwater Sampling Form

Weston & Sampson

Page 1 of 1

Project Name: Simsbury Ave | Project #: 2180209 | Date: 9-22-21
Well ID: MW-4R | Well Diameter: 2" | Casing Type: PVC
Initial Depth to Water: 8.55 | Total Depth: 10.55' | Screen Length:
Pumping Method: Low Flow - Peristaltic
Tube Intake Set at: 10.25' | Depth to Water with Tube: 8.55' | Sampled By: WVS
Tube Diameter: 0.25" | Notes:

Instrument Info
Flow Thru Cell: Horiba | Turbidity Meter: MicroTPW

Condition	Visual ID		Well Cap		Lock		Collar	
	Y	(N)	(Y)	N	Y	(N)	(Good)	Damaged

Comments on Well Condition

Purge Start Time

Time	Flow	DTW	PH	ORP	Temp	SpC	DO	Turb	Comments
Units	mL\min	Ft.	Units	mV	°C	mS/cm	mg\L	NTU's	
Min	ml/min	Not to exceed 0.3'	+/- 0.1	+/- 10	+/- 3%	+/- 3%	+/- 10% or 3 >0.5	+/- 10% or 3>5	
1015	~145	8.80	5.63	125	23.05	.254	4.86	24.55	
1020	~145	8.79	5.52	120	23.22	.364	4.71	21.27	
1025	~145	8.75	5.54	109	23.26	.379	4.65	19.05	
1030	~145	8.74	5.55	107	23.24	.381	4.60	18.15	
1035	~145	8.74	5.56	104	23.21	.382	4.58	18.10	

Sample(s) Collected	Time	Color	Odor	Preservative
ETPH/EPH-VPH	1040			
VOC				
PAHs				

Well Purging-Groundwater Sampling Form

Weston & Sampson

Page 1 of 1

Project Name: Simsbury Ave
Project #: 2180206
Date: 9-22-21
Well ID: MW-6
Well Diameter: 2"
Casing Type: PVC
Initial Depth to Water: 8.38'
Total Depth: ~16.50'
Screen Length:
Pumping Method: Low Flow - Peristaltic
Tube Intake Set at: 12.00'
Depth to Water with Tube: 8.38'
Sampled By: WVS
Tube Diameter: 0.25"
Notes:

Instrument Info
Flow Thru Cell: Horiba
Turbidity Meter: Micro TPW

Condition	Visual ID		Well Cap		Lock		Collar	
	Y	N	Y	N	Y	N	Good	Damaged
		(N)	(Y)			(N)	(Good)	

Comments on Well Condition: Broken BOLT

Purge Start Time:

Time	Flow	DTW	PH	ORP	Temp	SpC	DO	Turb	Comments
Units	mL\min	Ft.	Units	mV	°C	mS/cm	mg\L	NTU's	
Min	ml/min	Not to exceed 0.3'	+/- 0.1	+/- 10	+/- 3%	+/- 3%	+/- 10% or 3 >0.5	+/- 10% or 3>5	
1115	~145	8.38	5.29	175	23.43	.295	6.60	9.6	
1120	~145	8.39	5.28	185	23.31	.264	6.19	1.8	
1125	~145	8.39	5.27	193	23.38	.251	6.19	0.9	
1130	~145	8.39	5.26	195	23.37	.250	6.19	0.8	
1135	~145	8.93	5.25	197	23.37	.244	6.18	0.7	

Sample(s) Collected	Time	Color	Odor	Preservative
ETPH / ETH/VOA	1140			
(DUP-1 - ETPH)				

Well Purging-Groundwater Sampling Form

Weston & Sampson

Page 1 of 1

Project Name: Simsbury AWC
Project #: 2180209
Date: 9/22/21
Well ID: MW-102
Well Diameter: 2"
Casing Type: PVC
Initial Depth to Water: 12.37'
Total Depth: ~20.00'
Screen Length: 10'
Pumping Method: Low Flow - Peristaltic
Tube Intake Set at: 17.50'
Depth to Water with Tube: 12.38'
Sampled By: WVS
Tube Diameter: 0.25"
Notes:

Instrument Info
Flow Thru Cell: Horiba
Turbidity Meter: MicroTPW.

Condition	Visual ID		Well Cap		Lock		Collar	
	Y	(N)	(Y)	N	Y	(N)	(Good)	Damaged

Comments on Well Condition

Purge Start Time

Time	Flow	DTW	PH	ORP	Temp	SpC	DO	Turb	Comments
Units	mL\min	Ft.	Units	mV	°C	mS/cm	mg\L	NTU's	
Min	ml/min	Not to exceed 0.3'	+/- 0.1	+/- 10	+/- 3%	+/- 3%	+/- 10% or 3 >0.5	+/- 10% or 3>5	
1205	-145	13.50	4.94	229	22.56	.364	7.83	6.8	
1210	-145	14.21	4.94	233	21.68	.401	7.74	4.7	
1215	-145	14.29	4.94	234	21.60	.403	7.80	4.6	
1220	-145	14.50	4.94	235	21.51	.404	7.83	4.2	

Sample(s) Collected	Time	Color	Odor	Preservative
ETPH	1220			
VOCs				

Weston & Sampson

Page 1 of 1

Project Name: Simsbury Auc Project #: 2180209 Date: 9/22/21
Well ID: MW-101 Well Diameter: 2" Casing Type: PVC
Initial Depth to Water: 7.17' Total Depth: ~15.00' Screen Length: 10'
Pumping Method: Low Flow - Peristaltic
Tube Intake Set at: 10.00' Depth to Water with Tube: 7.17' Sampled By: WKS
Tube Diameter: 0.25" Notes:

Instrument Info
Flow Thru Cell Horiba Turbidity Meter MicroTPW

Condition	Visual ID		Well Cap		Lock		Collar	
	Y	(N)	(Y)	N	Y	(N)	(Good)	Damaged

Comments on Well Condition

Purge Start Time 1242

Time	Flow	DTW	PH	ORP	Temp	SpC	DO	Turb	Comments
Units	mL\min	Ft.	Units	mV	°C	mS/cm	mg\L	NTU's	
Min	ml/min	Not to exceed 0.3'	+/- 0.1	+/- 10	+/- 3%	+/- 3%	+/- 10% or 3 >0.5	+/- 10% or 3>5	
1245	~145	7.46	4.71	247	23.53	.247	6.02	9.5	
1250	~145	7.51	4.65	254	23.50	.224	5.77	4.6	
1255	~145	7.53	4.64	257	23.47	.222	5.50	4.1	
1300	~145	7.56	4.61	260	23.41	.221	5.41	3.7	

Sample(s) Collected	Time	Color	Odor	Preservative
ETPH	1300			
EPH | VPH				

Well Purging-Groundwater Sampling Form

Weston & Sampson

Page 1 of 1

Project Name: Sims AWC | Project #: 2180209 | Date: 12/28/21
Well ID: MW-101 | Well Diameter: 2" | Casing Type: PVC
Initial Depth to Water: 8.85' | Total Depth: ~18.50' | Screen Length: 10'
Pumping Method: LF-Peristaltic
Tube Intake Set at: 14.50' | Depth to Water with Tube: 8.85 | Sampled By: WKS
Tube Diameter: 0.25' | Notes: PTW (ground) - 9.50

Instrument Info
Flow Thru Cell: Horiba | Turbidity Meter: MicroTPW

Condition	Visual ID		Well Cap		Lock		Collar	
	Y	(N)	(Y)	N	Y	(N)	(Good)	Damaged

Comments on Well Condition

Purge Start Time

Time	Flow	DTW	PH	ORP	Temp	SpC	DO	Turb	Comments
Units	mL\min	Ft.	Units	mV	°C	mS/cm	mg\L	NTU's	
Min	ml/min	Not to exceed 0.3'	+/- 0.1	+/- 10	+/- 3%	+/- 3%	+/- 10% or 3 >0.5	+/- 10% or 3>5	
1100	~145	9.35	5.45	248	13.64	.303	7.29	10.2	
1105	~145	9.65	5.41	251	13.93	.266	7.04	8.6	
1110	~145	10.25	5.23	265	14.05	.265	6.50	4.5	
1115	~145	10.42	5.24	267	14.04	.265	6.43	4.2	
1120	~145	10.51	5.24	269	14.07	.265	6.40	3.7	

Sample(s) Collected	Time	Color	Odor	Preservative
ETPH	1120			
EPH/VPH				

Well Purging-Groundwater Sampling Form

Weston & Sampson

Page 1 of 1

Project Name: Simsbury AWC
Project #: 2180209
Date: 12/28/28
Well ID: MW-102
Well Diameter: 2"
Casing Type: PVC
Initial Depth to Water: ~15.35
Total Depth: ~ 20.0'
Screen Length: 10'
Pumping Method: CF-Peristaltic
Tube Intake Set at: 19.25'
Depth to Water with Tube: 15.35'
Sampled By: WKS
Tube Diameter: 0.25
Notes:

Instrument Info
Flow Thru Cell: YSI
Turbidity Meter: MicroTPW

Condition	Visual ID		Well Cap		Lock		Collar	
	Y	(N)	(Y)	N	Y	(N)	(Good)	Damaged

Comments on Well Condition: Low Recharge Straight to Sampling

Purge Start Time: 1012

Time	Flow	DTW	PH	ORP	Temp	SpC	DO	Turb	Comments
Units	mL\min	Ft.	Units	mV	°C	mS/cm	mg\L	NTU's	
Min	ml/min	Not to exceed 0.3'	+/- 0.1	+/- 10	+/- 3%	+/- 3%	+/- 10% or 3 >0.5	+/- 10% or 3>5	
1015	~145	17.00	5.20	272	14.65	.521	5.65	31.2	
1020	~145	18.20	5.27	269	14.58	.536	5.50	20.1	
1025	~145	18.60	5.29	266	14.50	.545	5.49	18.5	

Sample(s) Collected	Time	Color	Odor	Preservative
ETPH	1030			
VOCs				

Well Purging-Groundwater Sampling Form

Weston & Sampson

Page 1 of 1

Project Name: Simsbury Auc
Project #: 2180209
Date: 12/28/21
Well ID: MW-6
Well Diameter: 2"
Casing Type: PVC
Initial Depth to Water: 9.98 (PVC)
Total Depth: ~16.50
Screen Length:
Pumping Method: LF-Peristaltic
Tube Intake Set at: 12.50'
Depth to Water with Tube:
Sampled By: WJS
Tube Diameter: 0.25"
Notes: DTW = 10.55 From Ground

Instrument Info
Flow Thru Cell: Horiba
Turbidity Meter: MicroTPW

Condition	Visual ID		Well Cap		Lock		Collar	
	Y	(N)	(Y)	N	Y	(N)	(Good)	Damaged

Comments on Well Condition

Purge Start Time: 916

Time	Flow	DTW	PH	ORP	Temp	SpC	DO	Turb	Comments
Units	mL\min	Ft.	Units	mV	°C	mS/cm	mg\L	NTU's	
Min	ml/min	Not to exceed 0.3'	+/- 0.1	+/- 10	+/- 3%	+/- 3%	+/- 10% or 3 >0.5	+/- 10% or 3>5	
920	~145	9.99	5.84	252	12.83	.111	7.61	2.0	
925	~145	9.99	5.71	262	12.87	.098	7.43	1.5	
930	~145	9.99	5.50	274	13.05	.092	7.21	1.3	
935	~145	9.98	5.37	281	13.18	.087	6.97	1.2	
940	~145	9.98	5.28	286	13.05	.086	6.26	0.9	
945	~145	9.98	5.24	288	13.05	.086	6.32	0.8	
950	~145	9.98	5.24	288	13.05	.086	6.30	0.7	

Sample(s) Collected	Time	Color	Odor	Preservative
ETPH	950			

Well Purging-Groundwater Sampling Form

Weston & Sampson

Page 1 of 1

Project Name: Simsbury AWC
Project #: 2180209
Date: 12/28/21
Well ID: CCA-3
Well Diameter: 2"
Casing Type: PVC
Initial Depth to Water: 15.22
Total Depth: ~17.00
Screen Length:
Pumping Method: LF-Peristaltic
Tube Intake Set at: 16.50'
Depth to Water with Tube:
Sampled By:
Tube Diameter: 0.25"
Notes: Low water + Recharge - Straight to sampling

Instrument Info
Flow Thru Cell
Turbidity Meter

Condition	Visual ID		Well Cap		Lock		Collar	
	Y	N	Y	N	Y	N	Good	Damaged

Comments on Well Condition: Low water

Purge Start Time

Time	Flow	DTW	PH	ORP	Temp	SpC	DO	Turb	Comments
Units	mL\min	Ft.	Units	mV	°C	mS/cm	mg\L	NTU's	
Min	ml/min	Not to exceed 0.3'	+/- 0.1	+/- 10	+/- 3%	+/- 3%	+/- 10% or 3 >0.5	+/- 10% or 3>5	
							"		

Sample(s) Collected	Time	Color	Odor	Preservative
PAHs	0900			

Well Purging-Groundwater Sampling Form

Weston & Sampson

Page 1 of 1

Project Name: Simsbury AA Project #: 2160209 Date: 12/28/21
Well ID: MW-4R Well Diameter: 2" Casing Type: PVC
Initial Depth to Water: Dry Total Depth: ~13.00' Screen Length: 1
Pumping Method: /
Tube Intake Set at: / Depth to Water with Tube: / Sampled By: /
Tube Diameter: / Notes: Well Dry - no Samples

Instrument Info
Flow Thru Cell / Turbidity Meter /

Condition	Visual ID		Well Cap		Lock		Collar	
	Y	N	Y	N	Y	N	Good	Damaged

Comments on Well Condition

Purge Start Time

Time	Flow	DTW	PH	ORP	Temp	SpC	DO	Turb	Comments
Units	mL\min	Ft.	Units	mV	°C	mS/cm	mg\L	NTU's	
Min	ml/min	Not to exceed 0.3'	+/- 0.1	+/- 10	+/- 3%	+/- 3%	+/- 10% or 3 >0.5	+/- 10% or 3>5	

ATTACHMENT B

con-test®
A Pace Analytical® Laboratory

39 Spruce Street * East Longmeadow, MA 01028 * FAX 413/525-6405 * TEL. 413/525-2332

April 7, 2021

Laura Yellen
Weston & Sampson
712 Brook Street, Suite 103
Rocky Hill, CT 06067

Project Location: Simsbury, CT
Client Job Number:
Project Number: 2180209
Laboratory Work Order Number: 21C1462

Enclosed are results of analyses for samples received by the laboratory on March 29, 2021. If you have any questions concerning this report, please feel free to contact me.

Sincerely,



Michelle M. Koch
Project Manager

Table of Contents

Sample Summary 3

Case Narrative 4

Sample Results 5

21C1462-01 5

21C1462-02 6

21C1462-03 7

21C1462-04 8

21C1462-05 9

21C1462-06 10

21C1462-07 11

21C1462-08 12

21C1462-09 13

21C1462-10 14

21C1462-11 15

21C1462-12 16

21C1462-13 17

21C1462-14 18

Sample Preparation Information 19

QC Data 20

Petroleum Hydrocarbons Analyses 20

B279386 20

B279410 20

Flag/Qualifier Summary 21

Certifications 22

Chain of Custody/Sample Receipt 23

con-test®
A Pace Analytical® Laboratory

39 Spruce Street * East Longmeadow, MA 01028 * FAX 413/525-6405 * TEL. 413/525-2332

Weston & Sampson
712 Brook Street, Suite 103
Rocky Hill, CT 06067
ATTN: Laura Yellen

REPORT DATE: 4/7/2021

PURCHASE ORDER NUMBER: 10908492

PROJECT NUMBER: 2180209

ANALYTICAL SUMMARY

WORK ORDER NUMBER: 21C1462

The results of analyses performed on the following samples submitted to CON-TEST, a Pace Analytical Laboratory, are found in this report.

PROJECT LOCATION: Simsbury, CT

FIELD SAMPLE #	LAB ID:	MATRIX	SAMPLE DESCRIPTION	TEST	SUB LAB
MW-T3	21C1462-01	Ground Water		CTDEP ETPH	
MW-T6	21C1462-02	Ground Water		CTDEP ETPH	
MW-101	21C1462-03	Ground Water		CTDEP ETPH	
MW-102	21C1462-04	Ground Water		CTDEP ETPH	
MW-310	21C1462-05	Ground Water		CTDEP ETPH	
MW-202	21C1462-06	Ground Water		CTDEP ETPH	
MW-203	21C1462-07	Ground Water		CTDEP ETPH	
MW-6	21C1462-08	Ground Water		CTDEP ETPH	
MW-10	21C1462-09	Ground Water		CTDEP ETPH	
MW-11A	21C1462-10	Ground Water		CTDEP ETPH	
MW-2a	21C1462-11	Ground Water		CTDEP ETPH	
CCA-5	21C1462-12	Ground Water		CTDEP ETPH	
MW-TRW-1	21C1462-13	Ground Water		CTDEP ETPH	
DUP-1	21C1462-14	Ground Water		CTDEP ETPH	

con-test®
A Pace Analytical® Laboratory

39 Spruce Street * East Longmeadow, MA 01028 * FAX 413/525-6405 * TEL. 413/525-2332

CASE NARRATIVE SUMMARY

All reported results are within defined laboratory quality control objectives unless listed below or otherwise qualified in this report.

The results of analyses reported only relate to samples submitted to Con-Test, a Pace Analytical Laboratory, for testing.
I certify that the analyses listed above, unless specifically listed as subcontracted, if any, were performed under my direction according to the approved methodologies listed in this document, and that based upon my inquiry of those individuals immediately responsible for obtaining the information, the material contained in this report is, to the best of my knowledge and belief, accurate and complete.

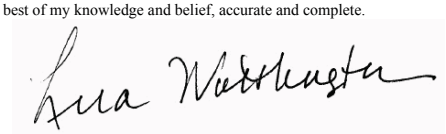

Lisa A. Worthington
Technical Representative

con-test®
A Pace Analytical® Laboratory
39 Spruce Street * East Longmeadow, MA 01028 * FAX 413/525-6405 * TEL. 413/525-2332

Project Location: Simsbury, CT
Sample Description:
Work Order: 21C1462
Date Received: 3/29/2021
Field Sample #: MW-T3
Sampled: 3/29/2021 10:45
Sample ID: 21C1462-01
Sample Matrix: Ground Water

Petroleum Hydrocarbons Analyses

Analyte	Results	RL	Units	Dilution	Flag/Qual	Method	Date Prepared	Date/Time Analyzed	Analyst
CT ETPH	2.9	0.15	mg/L	1		CTDEP ETPH	4/3/21	4/5/21 16:56	PJG

Surrogates	% Recovery	Recovery Limits	Flag/Qual	
2-Fluorobiphenyl	70.9	50-150		4/5/21 16:56

con-test®
A Pace Analytical® Laboratory
39 Spruce Street * East Longmeadow, MA 01028 * FAX 413/525-6405 * TEL. 413/525-2332

Project Location: Simsbury, CT
Sample Description:
Work Order: 21C1462

Date Received: 3/29/2021

Field Sample #: MW-T6
Sampled: 3/29/2021 09:50

Sample ID: 21C1462-02

Sample Matrix: Ground Water

Petroleum Hydrocarbons Analyses

Analyte	Results	RL	Units	Dilution	Flag/Qual	Method	Date Prepared	Date/Time Analyzed	Analyst
CT ETPH	ND	0.14	mg/L	1		CTDEP ETPH	4/5/21	4/6/21 16:20	PJG

Surrogates	% Recovery	Recovery Limits	Flag/Qual	
2-Fluorobiphenyl	59.8	50-150		4/6/21 16:20

con-test®
A Pace Analytical® Laboratory
39 Spruce Street * East Longmeadow, MA 01028 * FAX 413/525-6405 * TEL. 413/525-2332

Project Location: Simsbury, CT
Sample Description:
Work Order: 21C1462
Date Received: 3/29/2021
Field Sample #: MW-101
Sampled: 3/29/2021 12:20
Sample ID: 21C1462-03
Sample Matrix: Ground Water

Petroleum Hydrocarbons Analyses

Analyte	Results	RL	Units	Dilution	Flag/Qual	Method	Date Prepared	Date/Time Analyzed	Analyst
CT ETPH	0.32	0.14	mg/L	1		CTDEP ETPH	4/3/21	4/5/21 23:07	PJG

Surrogates	% Recovery	Recovery Limits	Flag/Qual	
2-Fluorobiphenyl	91.9	50-150		4/5/21 23:07

con-test®
A Pace Analytical® Laboratory
39 Spruce Street * East Longmeadow, MA 01028 * FAX 413/525-6405 * TEL. 413/525-2332

Project Location: Simsbury, CT
Sample Description:
Work Order: 21C1462
Date Received: 3/29/2021
Field Sample #: MW-102
Sampled: 3/29/2021 11:00
Sample ID: 21C1462-04
Sample Matrix: Ground Water

Petroleum Hydrocarbons Analyses

Analyte	Results	RL	Units	Dilution	Flag/Qual	Method	Date Prepared	Date/Time Analyzed	Analyst
CT ETPH	0.36	0.14	mg/L	1		CTDEP ETPH	4/3/21	4/5/21 21:45	PJG

Surrogates	% Recovery	Recovery Limits	Flag/Qual				
2-Fluorobiphenyl	77.2	50-150				4/5/21 21:45	

con-test®
A Pace Analytical® Laboratory
39 Spruce Street * East Longmeadow, MA 01028 * FAX 413/525-6405 * TEL. 413/525-2332

Project Location: Simsbury, CT | Sample Description: | Work Order: 21C1462

Date Received: 3/29/2021

Field Sample #: MW-310 | Sampled: 3/29/2021 11:40

Sample ID: 21C1462-05

Sample Matrix: Ground Water

Petroleum Hydrocarbons Analyses

Analyte	Results	RL	Units	Dilution	Flag/Qual	Method	Date Prepared	Date/Time Analyzed	Analyst
CT ETPH	8.1	1.5	mg/L	10		CTDEP ETPH	4/3/21	4/6/21 14:58	PJG

Surrogates	% Recovery	Recovery Limits	Flag/Qual				
2-Fluorobiphenyl	85.6	50-150				4/6/21 14:58	

con-test®
A Pace Analytical® Laboratory
39 Spruce Street * East Longmeadow, MA 01028 * FAX 413/525-6405 * TEL. 413/525-2332

Project Location: Simsbury, CT | Sample Description: | Work Order: 21C1462

Date Received: 3/29/2021

Field Sample #: MW-202 | Sampled: 3/29/2021 13:30

Sample ID: 21C1462-06

Sample Matrix: Ground Water

Petroleum Hydrocarbons Analyses

Analyte	Results	RL	Units	Dilution	Flag/Qual	Method	Date Prepared	Date/Time Analyzed	Analyst
CT ETPH	0.21	0.14	mg/L	1		CTDEP ETPH	4/3/21	4/5/21 22:05	PJG

Surrogates	% Recovery	Recovery Limits	Flag/Qual				
2-Fluorobiphenyl	74.3	50-150				4/5/21 22:05	

con-test®
A Pace Analytical® Laboratory
39 Spruce Street * East Longmeadow, MA 01028 * FAX 413/525-6405 * TEL. 413/525-2332

Project Location: Simsbury, CT | Sample Description: | Work Order: 21C1462

Date Received: 3/29/2021

Field Sample #: MW-203 | Sampled: 3/29/2021 15:00

Sample ID: 21C1462-07

Sample Matrix: Ground Water

Petroleum Hydrocarbons Analyses

Analyte	Results	RL	Units	Dilution	Flag/Qual	Method	Date Prepared	Date/Time Analyzed	Analyst
CT ETPH	ND	0.15	mg/L	1		CTDEP ETPH	4/3/21	4/5/21 21:45	PJG

Surrogates	% Recovery	Recovery Limits	Flag/Qual				
2-Fluorobiphenyl	66.8	50-150				4/5/21 21:45	

con-test®
A Pace Analytical® Laboratory
39 Spruce Street * East Longmeadow, MA 01028 * FAX 413/525-6405 * TEL. 413/525-2332

Project Location: Simsbury, CT | Sample Description: | Work Order: 21C1462

Date Received: 3/29/2021

Field Sample #: MW-6 | Sampled: 3/29/2021 11:30

Sample ID: 21C1462-08

Sample Matrix: Ground Water

Petroleum Hydrocarbons Analyses

Analyte	Results	RL	Units	Dilution	Flag/Qual	Method	Date Prepared	Date/Time Analyzed	Analyst
CT ETPH	ND	0.14	mg/L	1		CTDEP ETPH	4/3/21	4/5/21 22:05	PJG

Surrogates	% Recovery	Recovery Limits	Flag/Qual	
2-Fluorobiphenyl	69.4	50-150		4/5/21 22:05

con-test®
A Pace Analytical® Laboratory
39 Spruce Street * East Longmeadow, MA 01028 * FAX 413/525-6405 * TEL. 413/525-2332

Project Location: Simsbury, CT
Sample Description:
Work Order: 21C1462
Date Received: 3/29/2021
Field Sample #: MW-10
Sampled: 3/29/2021 13:25
Sample ID: 21C1462-09
Sample Matrix: Ground Water

Petroleum Hydrocarbons Analyses

Analyte	Results	RL	Units	Dilution	Flag/Qual	Method	Date Prepared	Date/Time Analyzed	Analyst
CT ETPH	ND	0.15	mg/L	1		CTDEP ETPH	4/3/21	4/5/21 22:26	PJG

Surrogates	% Recovery	Recovery Limits	Flag/Qual				
2-Fluorobiphenyl	71.8	50-150				4/5/21 22:26	

con-test®
A Pace Analytical® Laboratory
39 Spruce Street * East Longmeadow, MA 01028 * FAX 413/525-6405 * TEL. 413/525-2332

Project Location: Simsbury, CT | Sample Description: | Work Order: 21C1462

Date Received: 3/29/2021

Field Sample #: MW-11A | Sampled: 3/29/2021 12:55

Sample ID: 21C1462-10

Sample Matrix: Ground Water

Petroleum Hydrocarbons Analyses

Analyte	Results	RL	Units	Dilution	Flag/Qual	Method	Date Prepared	Date/Time Analyzed	Analyst
CT ETPH	ND	0.15	mg/L	1		CTDEP ETPH	4/3/21	4/5/21 22:47	PJG

Surrogates	% Recovery	Recovery Limits	Flag/Qual	
2-Fluorobiphenyl	65.7	50-150		4/5/21 22:47

con-test®
A Pace Analytical® Laboratory
39 Spruce Street * East Longmeadow, MA 01028 * FAX 413/525-6405 * TEL. 413/525-2332

Project Location: Simsbury, CT | Sample Description: | Work Order: 21C1462

Date Received: 3/29/2021

Field Sample #: MW-2a | Sampled: 3/29/2021 14:25

Sample ID: 21C1462-11

Sample Matrix: Ground Water

Petroleum Hydrocarbons Analyses

Analyte	Results	RL	Units	Dilution	Flag/Qual	Method	Date Prepared	Date/Time Analyzed	Analyst
CT ETPH	ND	0.15	mg/L	1		CTDEP ETPH	4/3/21	4/5/21 23:07	PJG

Surrogates	% Recovery	Recovery Limits	Flag/Qual	
2-Fluorobiphenyl	76.9	50-150		4/5/21 23:07

con-test®
A Pace Analytical® Laboratory
39 Spruce Street * East Longmeadow, MA 01028 * FAX 413/525-6405 * TEL. 413/525-2332

Project Location: Simsbury, CT | Sample Description: | Work Order: 21C1462

Date Received: 3/29/2021

Field Sample #: CCA-5 | Sampled: 3/29/2021 10:50

Sample ID: 21C1462-12

Sample Matrix: Ground Water

Petroleum Hydrocarbons Analyses

Analyte	Results	RL	Units	Dilution	Flag/Qual	Method	Date Prepared	Date/Time Analyzed	Analyst
CT ETPH	ND	0.14	mg/L	1		CTDEP ETPH	4/3/21	4/6/21 14:58	PJG

Surrogates	% Recovery	Recovery Limits	Flag/Qual				
2-Fluorobiphenyl	70.0	50-150				4/6/21 14:58	



39 Spruce Street * East Longmeadow, MA 01028 * FAX 413/525-6405 * TEL. 413/525-2332

Project Location: Simsbury, CT | Sample Description: | Work Order: 21C1462

Date Received: 3/29/2021

Field Sample #: MW-TRW-1 | Sampled: 3/29/2021 14:20

Sample ID: 21C1462-13

Sample Matrix: Ground Water

Petroleum Hydrocarbons Analyses

Analyte	Results	RL	Units	Dilution	Flag/Qual	Method	Date Prepared	Date/Time Analyzed	Analyst
CT ETPH	1.1	0.15	mg/L	1		CTDEP ETPH	4/3/21	4/5/21 22:47	PJG

Surrogates	% Recovery	Recovery Limits	Flag/Qual				
2-Fluorobiphenyl	73.8	50-150				4/5/21 22:47	

con-test®
A Pace Analytical® Laboratory
39 Spruce Street * East Longmeadow, MA 01028 * FAX 413/525-6405 * TEL. 413/525-2332

Project Location: Simsbury, CT | Sample Description: | Work Order: 21C1462

Date Received: 3/29/2021

Field Sample #: DUP-1 | Sampled: 3/29/2021 10:45

Sample ID: 21C1462-14

Sample Matrix: Ground Water

Petroleum Hydrocarbons Analyses

Analyte	Results	RL	Units	Dilution	Flag/Qual	Method	Date Prepared	Date/Time Analyzed	Analyst
CT ETPH	ND	0.15	mg/L	1		CTDEP ETPH	4/3/21	4/6/21 16:40	PJG

Surrogates	% Recovery	Recovery Limits	Flag/Qual				
2-Fluorobiphenyl	56.1	50-150				4/6/21 16:40	

con-test®
A Pace Analytical® Laboratory

39 Spruce Street * East Longmeadow, MA 01028 * FAX 413/525-6405 * TEL. 413/525-2332

Sample Extraction Data

Prep Method: SW-846 3510C **Analytical Method: CTDEP ETPH**

Lab Number [Field ID]	Batch	Initial [mL]	Final [mL]	Date
21C1462-01 [MW-T3]	B279386	1010	1.00	04/03/21
21C1462-03 [MW-101]	B279386	980	0.900	04/03/21
21C1462-04 [MW-102]	B279386	990	0.900	04/03/21
21C1462-05 [MW-310]	B279386	1010	1.00	04/03/21
21C1462-06 [MW-202]	B279386	1050	1.00	04/03/21
21C1462-07 [MW-203]	B279386	1010	1.00	04/03/21
21C1462-08 [MW-6]	B279386	990	0.900	04/03/21
21C1462-09 [MW-10]	B279386	1000	1.00	04/03/21
21C1462-10 [MW-11A]	B279386	1000	1.00	04/03/21
21C1462-11 [MW-2a]	B279386	1000	1.00	04/03/21
21C1462-12 [CCA-5]	B279386	950	0.900	04/03/21
21C1462-13 [MW-TRW-1]	B279386	1030	1.00	04/03/21
21C1462-14 [DUP-1]	B279386	1000	1.00	04/03/21

Prep Method: SW-846 3510C **Analytical Method: CTDEP ETPH**

Lab Number [Field ID]	Batch	Initial [mL]	Final [mL]	Date
21C1462-02 [MW-T6]	B279410	990	0.900	04/05/21

con-test®
A Pace Analytical® Laboratory

39 Spruce Street * East Longmeadow, MA 01028 * FAX 413/525-6405 * TEL. 413/525-2332

QUALITY CONTROL

Petroleum Hydrocarbons Analyses - Quality Control

Analyte	Result	Reporting Limit	Units	Spike Level	Source Result	%REC	%REC Limits	RPD	RPD Limit	Notes
Batch B279386 - SW-846 3510C										
Blank (B279386-BLK1)				Prepared: 04/03/21 Analyzed: 04/05/21						
CT ETPH	ND	0.15	mg/L							
Surrogate: 2-Fluorobiphenyl	*0.0643*		mg/L	0.100		64.3	50-150			
LCS (B279386-BS1)				Prepared: 04/03/21 Analyzed: 04/05/21						
CT ETPH	0.718	0.15	mg/L	1.00		71.8	60-120			
Surrogate: 2-Fluorobiphenyl	*0.0657*		mg/L	0.100		65.7	50-150			
LCS Dup (B279386-BSD1)				Prepared: 04/03/21 Analyzed: 04/05/21						
CT ETPH	0.727	0.15	mg/L	1.00		72.7	60-120	1.19	30	
Surrogate: 2-Fluorobiphenyl	*0.0665*		mg/L	0.100		66.5	50-150			
Batch B279410 - SW-846 3510C										
Blank (B279410-BLK1)				Prepared: 04/05/21 Analyzed: 04/06/21						
CT ETPH	ND	0.15	mg/L							
Surrogate: 2-Fluorobiphenyl	*0.0736*		mg/L	0.100		73.6	50-150			
LCS (B279410-BS1)				Prepared: 04/05/21 Analyzed: 04/06/21						
CT ETPH	0.691	0.15	mg/L	1.00		69.1	60-120			
Surrogate: 2-Fluorobiphenyl	*0.0660*		mg/L	0.100		66.0	50-150			
LCS Dup (B279410-BSD1)				Prepared: 04/05/21 Analyzed: 04/06/21						
CT ETPH	0.746	0.15	mg/L	1.00		74.6	60-120	7.66	30	
Surrogate: 2-Fluorobiphenyl	*0.0719*		mg/L	0.100		71.9	50-150			

con-test®
A Pace Analytical® Laboratory

39 Spruce Street * East Longmeadow, MA 01028 * FAX 413/525-6405 * TEL. 413/525-2332

FLAG/QUALIFIER SUMMARY

*	QC result is outside of established limits.
†	Wide recovery limits established for difficult compound.
‡	Wide RPD limits established for difficult compound.
#	Data exceeded client recommended or regulatory level
ND	Not Detected
RL	Reporting Limit is at the level of quantitation (LOQ)
DL	Detection Limit is the lower limit of detection determined by the MDL study
MCL	Maximum Contaminant Level
	Percent recoveries and relative percent differences (RPDs) are determined by the software using values in the calculation which have not been rounded.
	No results have been blank subtracted unless specified in the case narrative section.

con-test®
A Pace Analytical® Laboratory

39 Spruce Street * East Longmeadow, MA 01028 * FAX 413/525-6405 * TEL. 413/525-2332

CERTIFICATIONS

Certified Analyses included in this Report

Analyte	Certifications
CTDEP ETPH in Soil	
CT ETPH	CT
CTDEP ETPH in Water	
CT ETPH	CT

Con-Test, a Pace Environmental Laboratory, operates under the following certifications and accreditations:

Code	Description	Number	Expires
AIHA	AIHA-LAP, LLC - ISO17025:2017	100033	03/1/2022
MA	Massachusetts DEP	M-MA100	06/30/2021
CT	Connecticut Department of Publilc Health	PH-0165	12/31/2022
NY	New York State Department of Health	10899 NELAP	04/1/2022
NH-S	New Hampshire Environmental Lab	2516 NELAP	02/5/2022
RI	Rhode Island Department of Health	LAO00112	12/30/2021
NC	North Carolina Div. of Water Quality	652	12/31/2021
NJ	New Jersey DEP	MA007 NELAP	06/30/2021
FL	Florida Department of Health	E871027 NELAP	06/30/2021
VT	Vermont Department of Health Lead Laboratory	LL720741	07/30/2021
ME	State of Maine	MA00100	06/9/2021
VA	Commonwealth of Virginia	460217	12/14/2021
NH-P	New Hampshire Environmental Lab	2557 NELAP	09/6/2021
VT-DW	Vermont Department of Health Drinking Water	VT-255716	06/12/2021
NC-DW	North Carolina Department of Health	25703	07/31/2021
PA	Commonwealth of Pennsylvania DEP	68-05812	06/30/2021
MI	Dept. of Env, Great Lakes, and Energy	9100	09/6/2021

con-test ANALYTICAL LABORATORY

Phone: 413-525-2332
Fax: 413-525-6405
Email: info@contestlabs.com

39 Spruce Street
East Longmeadow, MA 01028

21C14962 CHAIN OF CUSTODY RECORD

Page 1 of 2

Company Name:	Weston & Sampson - (for Eversource Energy)
Address:	712 Brook Street, Rocky Hill, CT 06067
Phone:	(860) 513-1473
Project Name:	Simsbury AWC
Project Location:	Simsbury, CT
Project Number:	Client PO = 10908492
Project Manager:	Laura Yellen
Con-Test Bid:	n/a
Invoice Recipient:	Weston & Sampson (Laura Yellen)
Sampled By:	Will Sirotnak

Requested Turnaround Time
7-Day ☐ 10-Day ☐
Other: ☐ 5-7 Bus. Days ☑

Rush-Approval Required
1-Day ☐ 3-Day ☐
2-Day ☐ 4-Day ☐

Data Delivery
Format: PDF ☑ EXCEL ☑
Other:
Enhanced Data Package Required: ☐
Email To: yellenl@wseinc.com
Fax To #: willsonj@wseinc.com

Con-Test Work Order#	Client Sample ID / Description	Beginning Date/Time	Ending Date/Time	Composite	Grab	[1]Matrix Code	Conc Code	VOCs (8260)	PAHs *1	CT ETPH	# of Containers
01	MW-T3	3/29/21	1045		X	GW	U			X	2
02	MW-T6		950							X	
03	MW-101		1220							X	
04	MW-102		1100							X	
05	MW-310		1140							X	
06	MW-202		1330							X	
07	MW-203		1500							X	
08	MW-6		1130							X	
09	MW-10		1325							X	
10	MW-11A	↓	1255		↓	↓	↓			X	↓

ANALYSIS REQUESTED

[2] Preservation Code: I
[3] Container Code: V, A, A

Dissolved Metals Samples
○ Field Filtered
○ Lab to Filter

Orthophosphate Samples
○ Field Filtered
○ Lab to Filter

Comments: (1) Please bill Weston & Sampson directly.

~~*1 - Run all PAH samples using SIM method at low detection limits~~. Eversource PO# 10908492

Please use the following codes to indicate possible sample concentration within the **Conc Code** column above:
H - High; M - Medium; L - Low; C - Clean; U - Unknown

[1] **Matrix Codes:**
GW = Ground Water
WW = Waste Water
DW = Drinking Water
A = Air
S = Soil/Solid
SL = Sludge
O = Other (please define)

[2] **Preservation Codes:**
I = Iced
H = HCL
M = Methanol
N = Nitric Acid
S = Sulfuric Acid
B = Sodium Bisulfate
X = Sodium Hydroxide
T = Sodium Thiosulfate
O = Other (please define)

[3] **Container Codes:**
A = Amber Glass
G = Glass
P = Plastic
ST = Sterile
V = Vial
S = Summa Canister
T = Tedlar Bag
O = Other (please define)

Relinquished by: (signature)	Date/Time: 3/29/21
Received by: (signature)	Date/Time: 3/29/21 5:00
Relinquished by: (signature)	Date/Time: 3/29/21 5:45
Received by: (signature) 5.6, 5.5	Date/Time:
Relinquished by: (signature)	Date/Time: 3/29/21 1745
Received by: (signature)	Date/Time:

Detection Limit Requirements
MA
CT CTDEEP RSRs (includes RES DEC & GA PMC)
Other:

Program Information
○ MCP Analytical Certification Form Required
● RCP Analysis Certification Form Required
○ MA State DW Form Required
PWSID # _____

NELAC and AIHA-LAP, LLC Accredited

TURNAROUND TIME (BUSINESS DAYS) STARTS AT 9:00 AM THE DAY AFTER SAMPLE RECEIPT UNLESS THERE ARE QUESTIONS ON THIS CHAIN. IF THIS FORM IS NOT FILLED OUT COMPLETELY OR IS INCORRECT, TURNAROUND TIME CANNOT START UNTIL ALL QUESTIONS HAVE BEEN ANSWERED.

Table of Contents

con-test ANALYTICAL LABORATORY
Phone: 413-525-2332
Fax: 413-525-6405
Email: info@contestlabs.com
39 Spruce Street
East Longmeadow, MA 01028

21C14462 CHAIN OF CUSTODY RECORD

Company Name:	Weston & Sampson - (for Eversource Energy)
Address:	712 Brook Street, Rocky Hill, CT 06067
Phone:	(860) 513-1473
Project Name:	Simsbury AWC
Project Location:	Simsbury, CT
Project Number:	Client PO = 10908492
Project Manager:	Laura Yellen
Con-Test Bid:	n/a
Invoice Recipient:	Weston & Sampson (Laura Yellen)
Sampled By:	Will Sirotnak

Requested Turnaround Time
7-Day ☐ 10-Day ☐
Other: ☐ 5-7 Bus. Days ☑

Rush-Approval Required
1-Day ☐ 3-Day ☐
2-Day ☐ 4-Day ☐

Data Delivery
Format: PDF ☑ EXCEL ☑
Other:
Enhanced Data Package Required: ☐
Email To: yellenl@wseinc.com
Fax To #: willsonj@wseinc.com

Con-Test Work Order#	Client Sample ID / Description	Beginning Date/Time	Ending Date/Time	Composite	Grab	[1]Matrix Code	Conc Code	VOCs (8260)	[A]	CT ETPH	# of Containers
11	MW-2a	3/29/21	1435		X	GW	U			X	2
12	CCA-5	↓	1050		↓	↓	↓			X	1
13	MW-TRW-1	↓	1420		↓	↓	↓			X	A
14	DUP-1	↓	—		↓	↓	↓			X	

ANALYSIS REQUESTED

[2] Preservation Code
[3] Container Code

Dissolved Metals Samples
○ Field Filtered
○ Lab to Filter

Orthophosphate Samples
○ Field Filtered
○ Lab to Filter

[1] Matrix Codes:
GW = Ground Water
WW = Waste Water
DW = Drinking Water
A = Air
S = Soil/Solid
SL = Sludge
O = Other (please define)

[2] Preservation Codes:
I = Iced
H = HCL
M = Methanol
N = Nitric Acid
S = Sulfuric Acid
B = Sodium Bisulfate
X = Sodium Hydroxide
T = Sodium Thiosulfate
O = Other (please define)

[3] Container Codes:
A = Amber Glass
G = Glass 4
P = Plastic
ST = Sterile
V = Vial
S = Summa Canister
T = Tedlar Bag
O = Other (please define)

Comments: (1) Please bill Weston & Sampson directly.

*1 - ~~Run all PAH samples using SIM method at low detection limits~~. Eversource PO# 10908492

Please use the following codes to indicate possible sample concentration within the **Conc Code** column above:
H - High; M - Medium; L - Low; C - Clean; U - Unknown

Relinquished by: (signature)	3/29/21	Date/Time:
Received by: (signature)		Date/Time: 3/29/21 5:01
Relinquished by: (signature)		Date/Time: 3/29/21 5:45
Received by: (signature)		Date/Time:
Relinquished by: (signature)		Date/Time:
Received by: (signature)		Date/Time:

Detection Limit Requirements
MA
CT CTDEEP RSRs (includes RES DEC & GA PMC)
Other:

Program Information
○ MCP Analytical Certification Form Required
● RCP Analysis Certification Form Required
○ MA State DW Form Required
PWSID # _____

NELAC and AIHA-LAP, LLC Accredited

TURNAROUND TIME (BUSINESS DAYS) STARTS AT 9:00 AM THE DAY AFTER SAMPLE RECEIPT UNLESS THERE ARE QUESTIONS ON THIS CHAIN. IF THIS FORM IS NOT FILLED OUT COMPLETELY OR IS INCORRECT, TURNAROUND TIME CANNOT START UNTIL ALL QUESTIONS HAVE BEEN ANSWERED.

Table of Contents

I Have Not Confirmed Sample Container Numbers With Lab Staff Before Relinquishing Over Samples_____

con-test® ANALYTICAL LABORATORY

Doc# 277 Rev 5 2017

Login Sample Receipt Checklist - (Rejection Criteria Listing - Using Acceptance Policy) Any False Statement will be brought to the attention of the Client - State True or False

Client Weston & Sampson

Received By PLF Date 3/29/24 Time 1745

How were the samples received? In Cooler T No Cooler ____ On Ice T No Ice ____
Direct from Sampling ____ Ambient ____ Melted Ice ____

Were samples within Temperature? 2-6°C T By Gun # 3 Actual Temp - 5.6, 5.5°C
By Blank # ____ Actual Temp - ____

Was Custody Seal Intact? NA Were Samples Tampered with? NA
Was COC Relinquished ? T Does Chain Agree With Samples? T
Are there broken/leaking/loose caps on any samples? F
Is COC in ink/ Legible? T Were samples received within holding time? T
Did COC include all pertinent Information? Client T Analysis T Sampler Name T
Project T ID's T Collection Dates/Times T
Are Sample labels filled out and legible? T
Are there Lab to Filters? F Who was notified? ____
Are there Rushes? F Who was notified? ____
Are there Short Holds? F Who was notified? ____
Is there enough Volume? T
Is there Headspace where applicable? NA MS/MSD? F
Proper Media/Containers Used? T Is splitting samples required? F
Were trip blanks received? F On COC? F
Do all samples have the proper pH? Acid NA Base NA

Vials	#	Containers:	#		#		#
Unp-		1 Liter Amb.	28	1 Liter Plastic		16 oz Amb.	
HCL-		500 mL Amb.		500 mL Plastic		8oz Amb/Clear	
Meoh-		250 mL Amb.		250 mL Plastic		4oz Amb/Clear	
Bisulfate-		Flashpoint		Col./Bacteria		2oz Amb/Clear	
DI-		Other Glass		Other Plastic		Encore	
Thiosulfate-		SOC Kit		Plastic Bag		Frozen:	
Sulfuric-		Perchlorate		Ziplock			

Unused Media

Vials	#	Containers:	#		#		#
Unp-		1 Liter Amb.		1 Liter Plastic		16 oz Amb.	
HCL-		500 mL Amb.		500 mL Plastic		8oz Amb/Clear	
Meoh-		250 mL Amb.		250 mL Plastic		4oz Amb/Clear	
Bisulfate-		Col./Bacteria		Flashpoint		2oz Amb/Clear	
DI-		Other Plastic		Other Glass		Encore	
Thiosulfate-		SOC Kit		Plastic Bag		Frozen:	
Sulfuric-		Perchlorate		Ziplock			

Comments:

C:\MSDChem\2\DATA\B040521.SEC\B0405007.D

CT ETPH Discrimination Check

Data File Name B0405007.D
Data File Path C:\MSDChem\2\DATA\B040521.SEC\
Operator RDD
Date Acquired 4/5/1921 14:12
Acq. Method File EPH04.M
Sample Name ETPH 1500
Instrument Name GCFID2

Name	Ret Time	Target Response	Average Response	*%D+/-20
n-Nonane	1.57	8024001	8726298	8
n-Decane	2.24	8227501	8726298	6
n-Dodecane	3.18	8428562	8726298	3
n-Tetradecane	3.89	8488395	8726298	3
n-Hexadecane	4.50	8750491	8726298	0
n-Octadecane	5.04	8916814	8726298	-2
n-Eicosane	5.63	8885605	8726298	-2
n-Docosane	6.35	8960932	8726298	-3
n-Tetracosane	7.18	9079854	8726298	-4
n-Hexacosane	7.98	9012289	8726298	-3
n-Octacosane	8.72	9103967	8726298	-4
n-Triacontane	9.40	9016940	8726298	-3
n-Dotriacontane	10.03	8802581	8726298	-1
n-Tetratriacontane	10.62	8688775	8726298	0
n-Hexatriacontane	11.18	8507762	8726298	3

Samples

*One compound allowed %D</=50

21C1462-01

C:\MSDChem\2\DATA\B040521.SEC\B0405047.D

CT ETPH Discrimination Check

Data File Name B0405047.D
Data File Path C:\MSDChem\2\DATA\B040521.SEC\
Operator RDD
Date Acquired 4/5/1921 21:04
Acq. Method File EPH04.M
Sample Name ETPH 1500
Instrument Name GCFID2

Name	Ret Time	Target Response	Average Response	*%D+/-20
n-Nonane	1.57	8457573	9136728	7
n-Decane	2.24	8662087	9136728	5
n-Dodecane	3.18	8842277	9136728	3
n-Tetradecane	3.89	8890998	9136728	3
n-Hexadecane	4.50	9124839	9136728	0
n-Octadecane	5.04	9304799	9136728	-2
n-Eicosane	5.63	9280378	9136728	-2
n-Docosane	6.35	9379088	9136728	-3
n-Tetracosane	7.17	9501810	9136728	-4
n-Hexacosane	7.98	9437632	9136728	-3
n-Octacosane	8.72	9544068	9136728	-4
n-Triacontane	9.40	9448832	9136728	-3
n-Dotriacontane	10.03	9219842	9136728	-1
n-Tetratriacontane	10.62	9084018	9136728	1
n-Hexatriacontane	11.18	8872680	9136728	3

Samples

*One compound allowed %D</=50

21C1462-07
21C1462-08
21C1462-09
21C1462-10
21C1462-11

C:\MSDChem\2\DATA\B040521\B0405046.D

CT ETPH Discrimination Check

Data File Name B0405046.D
Data File Path C:\MSDChem\2\DATA\B040521\
Operator RDD
Date Acquired 4/5/1921 20:43
Acq. Method File EPH04.M
Sample Name ETPH 1500
Instrument Name GCFID2

Name	Ret Time	Target Response	Average Response	*%D+/-20
n-Nonane	1.68	8538478	9744831	12
n-Decane	2.31	8888067	9744831	9
n-Dodecane	3.25	9193364	9744831	6
n-Tetradecane	3.97	9385793	9744831	4
n-Hexadecane	4.58	9760179	9744831	0
n-Octadecane	5.13	10011368	9744831	-3
n-Eicosane	5.75	10013094	9744831	-3
n-Docosane	6.50	10150089	9744831	-4
n-Tetracosane	7.34	10309049	9744831	-6
n-Hexacosane	8.15	10234335	9744831	-5
n-Octacosane	8.88	10323665	9744831	-6
n-Triacontane	9.57	10193242	9744831	-5
n-Dotriacontane	10.20	9912739	9744831	-2
n-Tetratriacontane	10.80	9746631	9744831	0
n-Hexatriacontane	11.40	9512370	9744831	2

Samples

*One compound allowed %D</=50

21C1462-04
21C1462-06
21C1462-13
21C1462-03

C:\MSDChem\2\DATA\B040621.SEC\B0406007.D

CT ETPH Discrimination Check

Data File Name B0406007.D
Data File Path C:\MSDCHEM\2\DATA\B040621.SEC\
Operator RDD
Date Acquired 4/6/1921 14:10
Acq. Method File EPH04.M
Sample Name ETPH 1500
Instrument Name GCFID2

Name	Ret Time	Target Response	Average Response	*%D+/-20
n-Nonane	1.57	8726936	9547281	9
n-Decane	2.24	9025800	9547281	5
n-Dodecane	3.18	9226553	9547281	3
n-Tetradecane	3.89	9256544	9547281	3
n-Hexadecane	4.50	9511248	9547281	0
n-Octadecane	5.04	9704267	9547281	-2
n-Eicosane	5.63	9672971	9547281	-1
n-Docosane	6.35	9785295	9547281	-2
n-Tetracosane	7.18	9905760	9547281	-4
n-Hexacosane	7.98	9846354	9547281	-3
n-Octacosane	8.72	9981421	9547281	-5
n-Triacontane	9.40	9923104	9547281	-4
n-Dotriacontane	10.03	9710436	9547281	-2
n-Tetratriacontane	10.62	9577618	9547281	0
n-Hexatriacontane	11.18	9354901	9547281	2

Samples

*One compound allowed %D</=50

21C1462-12
21C1462-02
21C1462-14

C:\MSDCHEM\2\DATA\B040621\B0406006.D

CT ETPH Discrimination Check

Data File Name B0406006.D
Data File Path C:\MSDCHEM\2\DATA\B040621\
Operator RDD
Date Acquired 4/6/1921 13:49
Acq. Method File EPH04.M
Sample Name ETPH 1500
Instrument Name GCFID2

Name	Ret Time	Target Response	Average Response	*%D+/-20
n-Nonane	1.68	7977743	8958913	11
n-Decane	2.31	8285506	8958913	8
n-Dodecane	3.25	8525175	8958913	5
n-Tetradecane	3.97	8632629	8958913	4
n-Hexadecane	4.58	8972957	8958913	0
n-Octadecane	5.13	9190304	8958913	-3
n-Eicosane	5.75	9186575	8958913	-3
n-Docosane	6.51	9334672	8958913	-4
n-Tetracosane	7.35	9439518	8958913	-5
n-Hexacosane	8.15	9345859	8958913	-4
n-Octacosane	8.89	9441176	8958913	-5
n-Triacontane	9.57	9311963	8958913	-4
n-Dotriacontane	10.21	9076150	8958913	-1
n-Tetratriacontane	10.80	8914927	8958913	0
n-Hexatriacontane	11.40	8748546	8958913	2

Samples

*One compound allowed %D</=50

21C1462-05@10X

REASONABLE CONFIDENCE PROTOCOL
LABORATORY ANALYSIS QA/QC CERTIFICATION FORM

Laboratory Name: Con-Test, a Pace Analytical Laboratory

Client: Weston & Sampson

Project Location: Simsbury, CT

Project Number: 21C1462

Laboratory Sample ID(s):

21C1462-01 thru 21C1462-14

Sample Date(s):

03/29/2021

List RCP Methods Used:

CTDEP ETPH

1	For each analytical method referenced in this laboratory report package, were all specified QA/QC performance criteria followed, including the requirement to explain any criteria falling outside of acceptable guidelines, as specified in the CTDEP method-specific Reasonable Confidence Protocol documents?	☑ Yes ☐ No
1A	Were the method specified preservation and holding time requirements met?	☑ Yes ☐ No
1B	VPH and EPH Methods only: Was the VPH and EPH method conducted without significant modifications (see Section 11.3 of respective RCP methods)?	☐ Yes ☐ No ☑ N/A
2	Were all samples received by the laboratory in a condition consistent with that described on the associated chain-of-custody document(s)?	☑ Yes ☐ No
3	Were samples received at an appropriate temperature (< 6 degrees C.)?	☑ Yes ☐ No ☐ N/A
4	Were all QA/QC performance criteria specified in the CTDEP Reasonable Confidence Protocol documents achieved?	☑ Yes ☐ No
5A	Were reporting limits specified or referenced on the chain-of-custody?	☑ Yes ☐ No
5B	Were these reporting limits met?	☑ Yes ☐ No
6	For each analytical method referenced in this laboratory report package, were results reported for all constituents identified in the method-specific analyte lists presented in the Reasonable Confidence Protocol documents?	☑ Yes ☐ No
7	Are project-specific matrix spikes and laboratory duplicates included in this data set?	☐ Yes ☑ No

Notes: For all questions to which the response was "No" (with the exception of question #7), additional information must be provided in an attached narrative. If the answer to question #1, #1A, or #1B is "No", the data package does not meet the requirements for "Reasonable Confidence."
This form may not be altered and all questions must be answered.

Lisa A. Worthington

I, the undersigned, attest under the pains and penalties of perjury that, to the best of my knowledge and belief and based upon my personal inquiry of those responsible for providing the information contained in this analytical report, such information is accurate and complete.

Authorized Signature: Lisa Worthington **Position:** **Technical Representative**

Printed Name: **Lisa A. Worthington** **Date:** **04/07/21**

Name of Laboratory: **Con-Test, a Pace Analytical Laboratory**

This certification form is to be used for RCP methods only.

con-test®
A Pace Analytical® Laboratory

39 Spruce Street * East Longmeadow, MA 01028 * FAX 413/525-6405 * TEL. 413/525-2332

June 24, 2021

Laura Yellen
Weston & Sampson
712 Brook Street, Suite 103
Rocky Hill, CT 06067

Project Location: Simsbury, CT
Client Job Number:
Project Number: 2180209
Laboratory Work Order Number: 21F1114

Enclosed are results of analyses for samples received by the laboratory on June 18, 2021. If you have any questions concerning this report, please feel free to contact me.

Sincerely,



Kerry K. McGee
Project Manager

Table of Contents

Sample Summary 3
Case Narrative 4
Sample Results 7
21F1114-01 7
21F1114-02 8
21F1114-03 9
21F1114-04 12
21F1114-05 13
Sample Preparation Information 15
QC Data 16
Volatile Organic Compounds by GC/MS 16
B284396 16
Petroleum Hydrocarbons Analyses 19
B284377 19
B284449 19
Flag/Qualifier Summary 20
Certifications 21
Chain of Custody/Sample Receipt 23

con-test®
A Pace Analytical® Laboratory

39 Spruce Street * East Longmeadow, MA 01028 * FAX 413/525-6405 * TEL. 413/525-2332

Weston & Sampson
712 Brook Street, Suite 103
Rocky Hill, CT 06067
ATTN: Laura Yellen

REPORT DATE: 6/24/2021

PURCHASE ORDER NUMBER: 11003487

PROJECT NUMBER: 2180209

ANALYTICAL SUMMARY

WORK ORDER NUMBER: 21F1114

The results of analyses performed on the following samples submitted to CON-TEST, a Pace Analytical Laboratory, are found in this report.

PROJECT LOCATION: Simsbury, CT

FIELD SAMPLE #	LAB ID:	MATRIX	SAMPLE DESCRIPTION	TEST	SUB LAB
MW-6	21F1114-01	Ground Water		CTDEP ETPH	
				SW-846 8015C	
MW-101	21F1114-02	Ground Water		CTDEP ETPH	
MW-102	21F1114-03	Ground Water		CTDEP ETPH	
				SW-846 8260C-D	
Dup-1	21F1114-04	Ground Water		CTDEP ETPH	
Trip Blank	21F1114-05	Trip Blank Water		SW-846 8260C-D	

con-test®
A Pace Analytical® Laboratory

39 Spruce Street * East Longmeadow, MA 01028 * FAX 413/525-6405 * TEL. 413/525-2332

CASE NARRATIVE SUMMARY

All reported results are within defined laboratory quality control objectives unless listed below or otherwise qualified in this report.

con-test®
A Pace Analytical® Laboratory
39 Spruce Street * East Longmeadow, MA 01028 * FAX 413/525-6405 * TEL. 413/525-2332

CTDEP ETPH

Qualifications:

L-07

Either laboratory fortified blank/laboratory control sample or duplicate recovery is outside of control limits, but the other is within limits. RPD between the two LFB/LCS results is within method specified criteria.

Analyte & Samples(s) Qualified:

CT ETPH
B284377-BSD1, B284449-BSD1

S-26

Surrogate outside of control limits.

Analyte & Samples(s) Qualified:

2-Fluorobiphenyl
B284377-BLK1, B284377-BS1, B284377-BSD1, B284449-BLK1, B284449-BS1, B284449-BSD1

CT ETPH
S060838-CCV6

SW-846 8015C

Qualifications:

S-23

Surrogate recovery outside of control limits in BS/MS spiked sample, all reported analytes are within control criteria.

Analyte & Samples(s) Qualified:

2-Fluorobiphenyl
B284377-BLK1, B284377-BSD1

SW-846 8260C-D

Qualifications:

L-17

Compound classified by CT RCP as difficult with acceptable recoveries of 40-160%. Recovery does not meet 70-130% criteria but does meet difficult compound criteria.

Analyte & Samples(s) Qualified:

4-Methyl-2-pentanone (MIBK)
B284396-BS1

Acetone
B284396-BS1

Bromomethane
B284396-BS1

Chloromethane
B284396-BS1

V-05

Continuing calibration verification (CCV) did not meet method specifications and was biased on the low side for this compound.

Analyte & Samples(s) Qualified:

Carbon Disulfide
21F1114-03[MW-102], 21F1114-05[Trip Blank], B284396-BLK1, B284396-BS1, S060826-CCV1

Chloromethane
21F1114-03[MW-102], 21F1114-05[Trip Blank], B284396-BLK1, B284396-BS1, S060826-CCV1

Hexachlorobutadiene
21F1114-03[MW-102], 21F1114-05[Trip Blank], B284396-BLK1, B284396-BS1, S060826-CCV1

n-Butylbenzene
21F1114-03[MW-102], 21F1114-05[Trip Blank], B284396-BLK1, B284396-BS1, S060826-CCV1

con-test®
A Pace Analytical® Laboratory

39 Spruce Street * East Longmeadow, MA 01028 * FAX 413/525-6405 * TEL. 413/525-2332

V-20

Continuing calibration verification (CCV) did not meet method specifications and was biased on the high side. Data validation is not affected since sample result was "not detected" for this compound.

Analyte & Samples(s) Qualified:

2-Butanone (MEK)
B284396-BS1, S060826-CCV1

4-Methyl-2-pentanone (MIBK)
B284396-BS1, S060826-CCV1

Acetone
B284396-BS1, S060826-CCV1

Acrylonitrile
B284396-BS1, S060826-CCV1

Bromomethane
B284396-BS1, S060826-CCV1

V-34

Initial calibration verification (ICV) did not meet method specifications and was biased on the low side for this compound. Reported result is estimated.

Analyte & Samples(s) Qualified:

Bromomethane
21F1114-03[MW-102], 21F1114-05[Trip Blank], B284396-BLK1, B284396-BS1, S060826-CCV1

Chloromethane
21F1114-03[MW-102], 21F1114-05[Trip Blank], B284396-BLK1, B284396-BS1, S060826-CCV1

The results of analyses reported only relate to samples submitted to Con-Test, a Pace Analytical Laboratory, for testing.
I certify that the analyses listed above, unless specifically listed as subcontracted, if any, were performed under my direction according to the approved methodologies listed in this document, and that based upon my inquiry of those individuals immediately responsible for obtaining the information, the material contained in this report is, to the best of my knowledge and belief, accurate and complete.

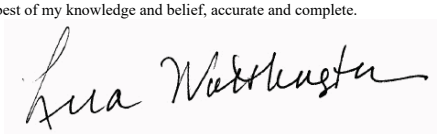

Lisa A. Worthington
Technical Representative

con-test®
A Pace Analytical® Laboratory

39 Spruce Street * East Longmeadow, MA 01028 * FAX 413/525-6405 * TEL. 413/525-2332

Project Location: Simsbury, CT | Sample Description: | Work Order: 21F1114

Date Received: 6/18/2021

Field Sample #: MW-6 | Sampled: 6/18/2021 10:00

Sample ID: 21F1114-01

Sample Matrix: Ground Water

Petroleum Hydrocarbons Analyses

Analyte	Results	RL	Units	Dilution	Flag/Qual	Method	Date Prepared	Date/Time Analyzed	Analyst
CT ETPH	ND	0.14	mg/L	1		CTDEP ETPH	6/21/21	6/22/21 14:43	SFM
TPH (C9-C36)	ND	0.19	mg/L	1		SW-846 8015C	6/21/21	6/22/21 20:18	SFM

Surrogates	% Recovery	Recovery Limits	Flag/Qual	
2-Fluorobiphenyl	65.2	40-140		6/22/21 20:18
2-Fluorobiphenyl	57.2	50-150		6/22/21 14:43

con-test®
A Pace Analytical® Laboratory

39 Spruce Street * East Longmeadow, MA 01028 * FAX 413/525-6405 * TEL. 413/525-2332

Project Location: Simsbury, CT | Sample Description: | Work Order: 21F1114

Date Received: 6/18/2021

Field Sample #: MW-101 | Sampled: 6/18/2021 11:45

Sample ID: 21F1114-02

Sample Matrix: Ground Water

Petroleum Hydrocarbons Analyses

Analyte	Results	RL	Units	Dilution	Flag/Qual	Method	Date Prepared	Date/Time Analyzed	Analyst
CT ETPH	ND	0.15	mg/L	1		CTDEP ETPH	6/21/21	6/22/21 21:20	SFM

Surrogates	% Recovery	Recovery Limits	Flag/Qual	
2-Fluorobiphenyl	55.6	50-150		6/22/21 21:20

con-test®
A Pace Analytical® Laboratory
39 Spruce Street * East Longmeadow, MA 01028 * FAX 413/525-6405 * TEL. 413/525-2332

Project Location: Simsbury, CT | Sample Description: | Work Order: 21F1114

Date Received: 6/18/2021

Field Sample #: MW-102 | Sampled: 6/18/2021 10:40

Sample ID: 21F1114-03

Sample Matrix: Ground Water

Volatile Organic Compounds by GC/MS

Analyte	Results	RL	Units	Dilution	Flag/Qual	Method	Date Prepared	Date/Time Analyzed	Analyst
Acetone	ND	10	µg/L	1		SW-846 8260C-D	6/21/21	6/21/21 19:56	LBD
Acrylonitrile	ND	2.0	µg/L	1		SW-846 8260C-D	6/21/21	6/21/21 19:56	LBD
Benzene	ND	0.50	µg/L	1		SW-846 8260C-D	6/21/21	6/21/21 19:56	LBD
Bromobenzene	ND	0.50	µg/L	1		SW-846 8260C-D	6/21/21	6/21/21 19:56	LBD
Bromodichloromethane	ND	0.50	µg/L	1		SW-846 8260C-D	6/21/21	6/21/21 19:56	LBD
Bromoform	ND	1.0	µg/L	1		SW-846 8260C-D	6/21/21	6/21/21 19:56	LBD
Bromomethane	ND	5.0	µg/L	1	V-34	SW-846 8260C-D	6/21/21	6/21/21 19:56	LBD
2-Butanone (MEK)	ND	5.0	µg/L	1		SW-846 8260C-D	6/21/21	6/21/21 19:56	LBD
n-Butylbenzene	ND	1.0	µg/L	1	V-05	SW-846 8260C-D	6/21/21	6/21/21 19:56	LBD
sec-Butylbenzene	ND	1.0	µg/L	1		SW-846 8260C-D	6/21/21	6/21/21 19:56	LBD
tert-Butylbenzene	ND	1.0	µg/L	1		SW-846 8260C-D	6/21/21	6/21/21 19:56	LBD
Carbon Disulfide	ND	5.0	µg/L	1	V-05	SW-846 8260C-D	6/21/21	6/21/21 19:56	LBD
Carbon Tetrachloride	ND	0.50	µg/L	1		SW-846 8260C-D	6/21/21	6/21/21 19:56	LBD
Chlorobenzene	ND	0.50	µg/L	1		SW-846 8260C-D	6/21/21	6/21/21 19:56	LBD
Chlorodibromomethane	ND	0.50	µg/L	1		SW-846 8260C-D	6/21/21	6/21/21 19:56	LBD
Chloroethane	ND	0.50	µg/L	1		SW-846 8260C-D	6/21/21	6/21/21 19:56	LBD
Chloroform	ND	0.50	µg/L	1		SW-846 8260C-D	6/21/21	6/21/21 19:56	LBD
Chloromethane	ND	0.60	µg/L	1	V-05, V-34	SW-846 8260C-D	6/21/21	6/21/21 19:56	LBD
2-Chlorotoluene	ND	0.50	µg/L	1		SW-846 8260C-D	6/21/21	6/21/21 19:56	LBD
4-Chlorotoluene	ND	0.50	µg/L	1		SW-846 8260C-D	6/21/21	6/21/21 19:56	LBD
1,2-Dibromo-3-chloropropane (DBCP)	ND	2.0	µg/L	1		SW-846 8260C-D	6/21/21	6/21/21 19:56	LBD
1,2-Dibromoethane (EDB)	ND	0.50	µg/L	1		SW-846 8260C-D	6/21/21	6/21/21 19:56	LBD
Dibromomethane	ND	0.50	µg/L	1		SW-846 8260C-D	6/21/21	6/21/21 19:56	LBD
1,2-Dichlorobenzene	ND	0.50	µg/L	1		SW-846 8260C-D	6/21/21	6/21/21 19:56	LBD
1,3-Dichlorobenzene	ND	0.50	µg/L	1		SW-846 8260C-D	6/21/21	6/21/21 19:56	LBD
1,4-Dichlorobenzene	ND	0.50	µg/L	1		SW-846 8260C-D	6/21/21	6/21/21 19:56	LBD
trans-1,4-Dichloro-2-butene	ND	2.0	µg/L	1		SW-846 8260C-D	6/21/21	6/21/21 19:56	LBD
Dichlorodifluoromethane (Freon 12)	ND	0.50	µg/L	1		SW-846 8260C-D	6/21/21	6/21/21 19:56	LBD
1,1-Dichloroethane	ND	0.50	µg/L	1		SW-846 8260C-D	6/21/21	6/21/21 19:56	LBD
1,2-Dichloroethane	ND	0.50	µg/L	1		SW-846 8260C-D	6/21/21	6/21/21 19:56	LBD
1,1-Dichloroethylene	ND	0.50	µg/L	1		SW-846 8260C-D	6/21/21	6/21/21 19:56	LBD
cis-1,2-Dichloroethylene	ND	0.50	µg/L	1		SW-846 8260C-D	6/21/21	6/21/21 19:56	LBD
trans-1,2-Dichloroethylene	ND	1.0	µg/L	1		SW-846 8260C-D	6/21/21	6/21/21 19:56	LBD
1,2-Dichloropropane	ND	0.50	µg/L	1		SW-846 8260C-D	6/21/21	6/21/21 19:56	LBD
1,3-Dichloropropane	ND	0.50	µg/L	1		SW-846 8260C-D	6/21/21	6/21/21 19:56	LBD
2,2-Dichloropropane	ND	0.50	µg/L	1		SW-846 8260C-D	6/21/21	6/21/21 19:56	LBD
1,1-Dichloropropene	ND	0.50	µg/L	1		SW-846 8260C-D	6/21/21	6/21/21 19:56	LBD
cis-1,3-Dichloropropene	ND	0.50	µg/L	1		SW-846 8260C-D	6/21/21	6/21/21 19:56	LBD
trans-1,3-Dichloropropene	ND	0.50	µg/L	1		SW-846 8260C-D	6/21/21	6/21/21 19:56	LBD
Ethylbenzene	ND	0.50	µg/L	1		SW-846 8260C-D	6/21/21	6/21/21 19:56	LBD
Hexachlorobutadiene	ND	0.60	µg/L	1	V-05	SW-846 8260C-D	6/21/21	6/21/21 19:56	LBD
2-Hexanone (MBK)	ND	5.0	µg/L	1		SW-846 8260C-D	6/21/21	6/21/21 19:56	LBD
Isopropylbenzene (Cumene)	ND	0.50	µg/L	1		SW-846 8260C-D	6/21/21	6/21/21 19:56	LBD
p-Isopropyltoluene (p-Cymene)	ND	0.50	µg/L	1		SW-846 8260C-D	6/21/21	6/21/21 19:56	LBD

con-test®
A Pace Analytical® Laboratory
39 Spruce Street * East Longmeadow, MA 01028 * FAX 413/525-6405 * TEL. 413/525-2332

Project Location: Simsbury, CT | Sample Description: | Work Order: 21F1114

Date Received: 6/18/2021

Field Sample #: MW-102 | Sampled: 6/18/2021 10:40

Sample ID: 21F1114-03

Sample Matrix: Ground Water

Volatile Organic Compounds by GC/MS

Analyte	Results	RL	Units	Dilution	Flag/Qual	Method	Date Prepared	Date/Time Analyzed	Analyst
Methyl tert-Butyl Ether (MTBE)	ND	0.50	µg/L	1		SW-846 8260C-D	6/21/21	6/21/21 19:56	LBD
Methyl Cyclohexane	ND	1.0	µg/L	1		SW-846 8260C-D	6/21/21	6/21/21 19:56	LBD
Methylene Chloride	ND	5.0	µg/L	1		SW-846 8260C-D	6/21/21	6/21/21 19:56	LBD
4-Methyl-2-pentanone (MIBK)	ND	5.0	µg/L	1		SW-846 8260C-D	6/21/21	6/21/21 19:56	LBD
Naphthalene	ND	2.0	µg/L	1		SW-846 8260C-D	6/21/21	6/21/21 19:56	LBD
n-Propylbenzene	ND	1.0	µg/L	1		SW-846 8260C-D	6/21/21	6/21/21 19:56	LBD
Styrene	ND	1.0	µg/L	1		SW-846 8260C-D	6/21/21	6/21/21 19:56	LBD
1,1,1,2-Tetrachloroethane	ND	0.50	µg/L	1		SW-846 8260C-D	6/21/21	6/21/21 19:56	LBD
1,1,2,2-Tetrachloroethane	ND	0.50	µg/L	1		SW-846 8260C-D	6/21/21	6/21/21 19:56	LBD
Tetrachloroethylene	ND	1.0	µg/L	1		SW-846 8260C-D	6/21/21	6/21/21 19:56	LBD
Tetrahydrofuran	ND	10	µg/L	1		SW-846 8260C-D	6/21/21	6/21/21 19:56	LBD
Toluene	ND	1.0	µg/L	1		SW-846 8260C-D	6/21/21	6/21/21 19:56	LBD
1,2,3-Trichlorobenzene	ND	1.0	µg/L	1		SW-846 8260C-D	6/21/21	6/21/21 19:56	LBD
1,2,4-Trichlorobenzene	ND	0.50	µg/L	1		SW-846 8260C-D	6/21/21	6/21/21 19:56	LBD
1,1,1-Trichloroethane	ND	0.50	µg/L	1		SW-846 8260C-D	6/21/21	6/21/21 19:56	LBD
1,1,2-Trichloroethane	ND	0.50	µg/L	1		SW-846 8260C-D	6/21/21	6/21/21 19:56	LBD
Trichloroethylene	ND	1.0	µg/L	1		SW-846 8260C-D	6/21/21	6/21/21 19:56	LBD
Trichlorofluoromethane (Freon 11)	ND	2.0	µg/L	1		SW-846 8260C-D	6/21/21	6/21/21 19:56	LBD
1,2,3-Trichloropropane	ND	0.50	µg/L	1		SW-846 8260C-D	6/21/21	6/21/21 19:56	LBD
1,1,2-Trichloro-1,2,2-trifluoroethane (Freon 113)	ND	0.50	µg/L	1		SW-846 8260C-D	6/21/21	6/21/21 19:56	LBD
1,2,4-Trimethylbenzene	ND	0.50	µg/L	1		SW-846 8260C-D	6/21/21	6/21/21 19:56	LBD
1,3,5-Trimethylbenzene	ND	0.50	µg/L	1		SW-846 8260C-D	6/21/21	6/21/21 19:56	LBD
Vinyl Chloride	ND	1.0	µg/L	1		SW-846 8260C-D	6/21/21	6/21/21 19:56	LBD
m+p Xylene	ND	2.0	µg/L	1		SW-846 8260C-D	6/21/21	6/21/21 19:56	LBD
o-Xylene	ND	1.0	µg/L	1		SW-846 8260C-D	6/21/21	6/21/21 19:56	LBD

Surrogates	% Recovery	Recovery Limits	Flag/Qual	
1,2-Dichloroethane-d4	98.3	70-130		6/21/21 19:56
Toluene-d8	94.4	70-130		6/21/21 19:56
4-Bromofluorobenzene	97.3	70-130		6/21/21 19:56

con-test®
A Pace Analytical® Laboratory

39 Spruce Street * East Longmeadow, MA 01028 * FAX 413/525-6405 * TEL. 413/525-2332

Project Location: Simsbury, CT | Sample Description: | Work Order: 21F1114

Date Received: 6/18/2021

Field Sample #: MW-102 | Sampled: 6/18/2021 10:40

Sample ID: 21F1114-03

Sample Matrix: Ground Water

Petroleum Hydrocarbons Analyses

Analyte	Results	RL	Units	Dilution	Flag/Qual	Method	Date Prepared	Date/Time Analyzed	Analyst
CT ETPH	0.45	0.14	mg/L	1		CTDEP ETPH	6/21/21	6/22/21 21:41	SFM

Surrogates	% Recovery	Recovery Limits	Flag/Qual	
2-Fluorobiphenyl	60.4	50-150		6/22/21 21:41

con-test®
A Pace Analytical® Laboratory
39 Spruce Street * East Longmeadow, MA 01028 * FAX 413/525-6405 * TEL. 413/525-2332

Project Location: Simsbury, CT | Sample Description: | Work Order: 21F1114

Date Received: 6/18/2021

Field Sample #: Dup-1 | Sampled: 6/18/2021 00:00

Sample ID: 21F1114-04

Sample Matrix: Ground Water

Petroleum Hydrocarbons Analyses

Analyte	Results	RL	Units	Dilution	Flag/Qual	Method	Date Prepared	Date/Time Analyzed	Analyst
CT ETPH	ND	0.15	mg/L	1		CTDEP ETPH	6/21/21	6/23/21 15:12	SFM

Surrogates	% Recovery	Recovery Limits	Flag/Qual	
2-Fluorobiphenyl	58.6	50-150		6/23/21 15:12

con-test®
A Pace Analytical® Laboratory
39 Spruce Street * East Longmeadow, MA 01028 * FAX 413/525-6405 * TEL. 413/525-2332

Project Location: Simsbury, CT | Sample Description: | Work Order: 21F1114

Date Received: 6/18/2021

Field Sample #: Trip Blank | Sampled: 6/18/2021 00:00

Sample ID: 21F1114-05

Sample Matrix: Trip Blank Water

Volatile Organic Compounds by GC/MS

Analyte	Results	RL	Units	Dilution	Flag/Qual	Method	Date Prepared	Date/Time Analyzed	Analyst
Acetone	ND	10	µg/L	1		SW-846 8260C-D	6/21/21	6/21/21 16:01	LBD
Acrylonitrile	ND	2.0	µg/L	1		SW-846 8260C-D	6/21/21	6/21/21 16:01	LBD
Benzene	ND	0.50	µg/L	1		SW-846 8260C-D	6/21/21	6/21/21 16:01	LBD
Bromobenzene	ND	0.50	µg/L	1		SW-846 8260C-D	6/21/21	6/21/21 16:01	LBD
Bromodichloromethane	ND	0.50	µg/L	1		SW-846 8260C-D	6/21/21	6/21/21 16:01	LBD
Bromoform	ND	1.0	µg/L	1		SW-846 8260C-D	6/21/21	6/21/21 16:01	LBD
Bromomethane	ND	5.0	µg/L	1	V-34	SW-846 8260C-D	6/21/21	6/21/21 16:01	LBD
2-Butanone (MEK)	ND	5.0	µg/L	1		SW-846 8260C-D	6/21/21	6/21/21 16:01	LBD
n-Butylbenzene	ND	1.0	µg/L	1	V-05	SW-846 8260C-D	6/21/21	6/21/21 16:01	LBD
sec-Butylbenzene	ND	1.0	µg/L	1		SW-846 8260C-D	6/21/21	6/21/21 16:01	LBD
tert-Butylbenzene	ND	1.0	µg/L	1		SW-846 8260C-D	6/21/21	6/21/21 16:01	LBD
Carbon Disulfide	ND	5.0	µg/L	1	V-05	SW-846 8260C-D	6/21/21	6/21/21 16:01	LBD
Carbon Tetrachloride	ND	0.50	µg/L	1		SW-846 8260C-D	6/21/21	6/21/21 16:01	LBD
Chlorobenzene	ND	0.50	µg/L	1		SW-846 8260C-D	6/21/21	6/21/21 16:01	LBD
Chlorodibromomethane	ND	0.50	µg/L	1		SW-846 8260C-D	6/21/21	6/21/21 16:01	LBD
Chloroethane	ND	0.50	µg/L	1		SW-846 8260C-D	6/21/21	6/21/21 16:01	LBD
Chloroform	ND	0.50	µg/L	1		SW-846 8260C-D	6/21/21	6/21/21 16:01	LBD
Chloromethane	ND	0.60	µg/L	1	V-05, V-34	SW-846 8260C-D	6/21/21	6/21/21 16:01	LBD
2-Chlorotoluene	ND	0.50	µg/L	1		SW-846 8260C-D	6/21/21	6/21/21 16:01	LBD
4-Chlorotoluene	ND	0.50	µg/L	1		SW-846 8260C-D	6/21/21	6/21/21 16:01	LBD
1,2-Dibromo-3-chloropropane (DBCP)	ND	2.0	µg/L	1		SW-846 8260C-D	6/21/21	6/21/21 16:01	LBD
1,2-Dibromoethane (EDB)	ND	0.50	µg/L	1		SW-846 8260C-D	6/21/21	6/21/21 16:01	LBD
Dibromomethane	ND	0.50	µg/L	1		SW-846 8260C-D	6/21/21	6/21/21 16:01	LBD
1,2-Dichlorobenzene	ND	0.50	µg/L	1		SW-846 8260C-D	6/21/21	6/21/21 16:01	LBD
1,3-Dichlorobenzene	ND	0.50	µg/L	1		SW-846 8260C-D	6/21/21	6/21/21 16:01	LBD
1,4-Dichlorobenzene	ND	0.50	µg/L	1		SW-846 8260C-D	6/21/21	6/21/21 16:01	LBD
trans-1,4-Dichloro-2-butene	ND	2.0	µg/L	1		SW-846 8260C-D	6/21/21	6/21/21 16:01	LBD
Dichlorodifluoromethane (Freon 12)	ND	0.50	µg/L	1		SW-846 8260C-D	6/21/21	6/21/21 16:01	LBD
1,1-Dichloroethane	ND	0.50	µg/L	1		SW-846 8260C-D	6/21/21	6/21/21 16:01	LBD
1,2-Dichloroethane	ND	0.50	µg/L	1		SW-846 8260C-D	6/21/21	6/21/21 16:01	LBD
1,1-Dichloroethylene	ND	0.50	µg/L	1		SW-846 8260C-D	6/21/21	6/21/21 16:01	LBD
cis-1,2-Dichloroethylene	ND	0.50	µg/L	1		SW-846 8260C-D	6/21/21	6/21/21 16:01	LBD
trans-1,2-Dichloroethylene	ND	1.0	µg/L	1		SW-846 8260C-D	6/21/21	6/21/21 16:01	LBD
1,2-Dichloropropane	ND	0.50	µg/L	1		SW-846 8260C-D	6/21/21	6/21/21 16:01	LBD
1,3-Dichloropropane	ND	0.50	µg/L	1		SW-846 8260C-D	6/21/21	6/21/21 16:01	LBD
2,2-Dichloropropane	ND	0.50	µg/L	1		SW-846 8260C-D	6/21/21	6/21/21 16:01	LBD
1,1-Dichloropropene	ND	0.50	µg/L	1		SW-846 8260C-D	6/21/21	6/21/21 16:01	LBD
cis-1,3-Dichloropropene	ND	0.50	µg/L	1		SW-846 8260C-D	6/21/21	6/21/21 16:01	LBD
trans-1,3-Dichloropropene	ND	0.50	µg/L	1		SW-846 8260C-D	6/21/21	6/21/21 16:01	LBD
Ethylbenzene	ND	0.50	µg/L	1		SW-846 8260C-D	6/21/21	6/21/21 16:01	LBD
Hexachlorobutadiene	ND	0.60	µg/L	1	V-05	SW-846 8260C-D	6/21/21	6/21/21 16:01	LBD
2-Hexanone (MBK)	ND	5.0	µg/L	1		SW-846 8260C-D	6/21/21	6/21/21 16:01	LBD
Isopropylbenzene (Cumene)	ND	0.50	µg/L	1		SW-846 8260C-D	6/21/21	6/21/21 16:01	LBD
p-Isopropyltoluene (p-Cymene)	ND	0.50	µg/L	1		SW-846 8260C-D	6/21/21	6/21/21 16:01	LBD

con-test®
A Pace Analytical® Laboratory
39 Spruce Street * East Longmeadow, MA 01028 * FAX 413/525-6405 * TEL. 413/525-2332

Project Location: Simsbury, CT | Sample Description: | Work Order: 21F1114

Date Received: 6/18/2021

Field Sample #: Trip Blank | Sampled: 6/18/2021 00:00

Sample ID: 21F1114-05

Sample Matrix: Trip Blank Water

Volatile Organic Compounds by GC/MS

Analyte	Results	RL	Units	Dilution	Flag/Qual	Method	Date Prepared	Date/Time Analyzed	Analyst
Methyl tert-Butyl Ether (MTBE)	ND	0.50	µg/L	1		SW-846 8260C-D	6/21/21	6/21/21 16:01	LBD
Methyl Cyclohexane	ND	1.0	µg/L	1		SW-846 8260C-D	6/21/21	6/21/21 16:01	LBD
Methylene Chloride	ND	5.0	µg/L	1		SW-846 8260C-D	6/21/21	6/21/21 16:01	LBD
4-Methyl-2-pentanone (MIBK)	ND	5.0	µg/L	1		SW-846 8260C-D	6/21/21	6/21/21 16:01	LBD
Naphthalene	ND	2.0	µg/L	1		SW-846 8260C-D	6/21/21	6/21/21 16:01	LBD
n-Propylbenzene	ND	1.0	µg/L	1		SW-846 8260C-D	6/21/21	6/21/21 16:01	LBD
Styrene	ND	1.0	µg/L	1		SW-846 8260C-D	6/21/21	6/21/21 16:01	LBD
1,1,1,2-Tetrachloroethane	ND	0.50	µg/L	1		SW-846 8260C-D	6/21/21	6/21/21 16:01	LBD
1,1,2,2-Tetrachloroethane	ND	0.50	µg/L	1		SW-846 8260C-D	6/21/21	6/21/21 16:01	LBD
Tetrachloroethylene	ND	1.0	µg/L	1		SW-846 8260C-D	6/21/21	6/21/21 16:01	LBD
Tetrahydrofuran	ND	10	µg/L	1		SW-846 8260C-D	6/21/21	6/21/21 16:01	LBD
Toluene	ND	1.0	µg/L	1		SW-846 8260C-D	6/21/21	6/21/21 16:01	LBD
1,2,3-Trichlorobenzene	ND	1.0	µg/L	1		SW-846 8260C-D	6/21/21	6/21/21 16:01	LBD
1,2,4-Trichlorobenzene	ND	0.50	µg/L	1		SW-846 8260C-D	6/21/21	6/21/21 16:01	LBD
1,1,1-Trichloroethane	ND	0.50	µg/L	1		SW-846 8260C-D	6/21/21	6/21/21 16:01	LBD
1,1,2-Trichloroethane	ND	0.50	µg/L	1		SW-846 8260C-D	6/21/21	6/21/21 16:01	LBD
Trichloroethylene	ND	1.0	µg/L	1		SW-846 8260C-D	6/21/21	6/21/21 16:01	LBD
Trichlorofluoromethane (Freon 11)	ND	2.0	µg/L	1		SW-846 8260C-D	6/21/21	6/21/21 16:01	LBD
1,2,3-Trichloropropane	ND	0.50	µg/L	1		SW-846 8260C-D	6/21/21	6/21/21 16:01	LBD
1,1,2-Trichloro-1,2,2-trifluoroethane (Freon 113)	ND	0.50	µg/L	1		SW-846 8260C-D	6/21/21	6/21/21 16:01	LBD
1,2,4-Trimethylbenzene	ND	0.50	µg/L	1		SW-846 8260C-D	6/21/21	6/21/21 16:01	LBD
1,3,5-Trimethylbenzene	ND	0.50	µg/L	1		SW-846 8260C-D	6/21/21	6/21/21 16:01	LBD
Vinyl Chloride	ND	1.0	µg/L	1		SW-846 8260C-D	6/21/21	6/21/21 16:01	LBD
m+p Xylene	ND	2.0	µg/L	1		SW-846 8260C-D	6/21/21	6/21/21 16:01	LBD
o-Xylene	ND	1.0	µg/L	1		SW-846 8260C-D	6/21/21	6/21/21 16:01	LBD

Surrogates	% Recovery	Recovery Limits	Flag/Qual	
1,2-Dichloroethane-d4	95.0	70-130		6/21/21 16:01
Toluene-d8	96.7	70-130		6/21/21 16:01
4-Bromofluorobenzene	98.4	70-130		6/21/21 16:01

con-test®
A Pace Analytical® Laboratory

39 Spruce Street * East Longmeadow, MA 01028 * FAX 413/525-6405 * TEL. 413/525-2332

Sample Extraction Data

Prep Method: SW-846 3510C **Analytical Method: CTDEP ETPH**

Lab Number [Field ID]	Batch	Initial [mL]	Final [mL]	Date
21F1114-02 [MW-101]	B284377	985	1.00	06/21/21
21F1114-03 [MW-102]	B284377	970	0.900	06/21/21
21F1114-04 [Dup-1]	B284377	1020	1.00	06/21/21

Prep Method: SW-846 3510C **Analytical Method: CTDEP ETPH**

Lab Number [Field ID]	Batch	Initial [mL]	Final [mL]	Date
21F1114-01 [MW-6]	B284449	960	0.900	06/21/21

Prep Method: SW-846 3510C **Analytical Method: SW-846 8015C**

Lab Number [Field ID]	Batch	Initial [mL]	Final [mL]	Date
21F1114-01 [MW-6]	B284377	1040	1.00	06/21/21

Prep Method: SW-846 5030B **Analytical Method: SW-846 8260C-D**

Lab Number [Field ID]	Batch	Initial [mL]	Final [mL]	Date
21F1114-03 [MW-102]	B284396	5	5.00	06/21/21
21F1114-05 [Trip Blank]	B284396	5	5.00	06/21/21

con-test®
A Pace Analytical® Laboratory

39 Spruce Street * East Longmeadow, MA 01028 * FAX 413/525-6405 * TEL. 413/525-2332

QUALITY CONTROL

Volatile Organic Compounds by GC/MS - Quality Control

Analyte	Result	Reporting Limit	Units	Spike Level	Source Result	%REC	%REC Limits	RPD	RPD Limit	Notes
Batch B284396 - SW-846 5030B										
Blank (B284396-BLK1)				Prepared & Analyzed: 06/21/21						
Acetone	ND	10	µg/L							
Acrylonitrile	ND	2.0	µg/L							
Benzene	ND	0.50	µg/L							
Bromobenzene	ND	0.50	µg/L							
Bromodichloromethane	ND	0.50	µg/L							
Bromoform	ND	0.50	µg/L							
Bromomethane	ND	2.0	µg/L							V-34
2-Butanone (MEK)	ND	5.0	µg/L							
n-Butylbenzene	ND	1.0	µg/L							V-05
sec-Butylbenzene	ND	1.0	µg/L							
tert-Butylbenzene	ND	1.0	µg/L							
Carbon Disulfide	ND	5.0	µg/L							V-05
Carbon Tetrachloride	ND	0.50	µg/L							
Chlorobenzene	ND	0.50	µg/L							
Chlorodibromomethane	ND	0.50	µg/L							
Chloroethane	ND	0.50	µg/L							
Chloroform	ND	0.50	µg/L							
Chloromethane	ND	0.60	µg/L							V-05, V-34
2-Chlorotoluene	ND	0.50	µg/L							
4-Chlorotoluene	ND	0.50	µg/L							
1,2-Dibromo-3-chloropropane (DBCP)	ND	1.0	µg/L							
1,2-Dibromoethane (EDB)	ND	0.50	µg/L							
Dibromomethane	ND	0.50	µg/L							
1,2-Dichlorobenzene	ND	0.50	µg/L							
1,3-Dichlorobenzene	ND	0.50	µg/L							
1,4-Dichlorobenzene	ND	0.50	µg/L							
trans-1,4-Dichloro-2-butene	ND	2.0	µg/L							
Dichlorodifluoromethane (Freon 12)	ND	0.50	µg/L							
1,1-Dichloroethane	ND	0.50	µg/L							
1,2-Dichloroethane	ND	0.50	µg/L							
1,1-Dichloroethylene	ND	0.50	µg/L							
cis-1,2-Dichloroethylene	ND	0.50	µg/L							
trans-1,2-Dichloroethylene	ND	1.0	µg/L							
1,2-Dichloropropane	ND	0.50	µg/L							
1,3-Dichloropropane	ND	0.50	µg/L							
2,2-Dichloropropane	ND	0.50	µg/L							
1,1-Dichloropropene	ND	0.50	µg/L							
cis-1,3-Dichloropropene	ND	0.50	µg/L							
trans-1,3-Dichloropropene	ND	0.50	µg/L							
Ethylbenzene	ND	0.50	µg/L							
Hexachlorobutadiene	ND	0.60	µg/L							V-05
2-Hexanone (MBK)	ND	5.0	µg/L							
Isopropylbenzene (Cumene)	ND	0.50	µg/L							
p-Isopropyltoluene (p-Cymene)	ND	0.50	µg/L							
Methyl tert-Butyl Ether (MTBE)	ND	0.50	µg/L							
Methyl Cyclohexane	ND	1.0	µg/L							
Methylene Chloride	ND	5.0	µg/L							
4-Methyl-2-pentanone (MIBK)	ND	5.0	µg/L							
Naphthalene	ND	2.0	µg/L							
n-Propylbenzene	ND	1.0	µg/L							
Styrene	ND	1.0	µg/L							
1,1,1,2-Tetrachloroethane	ND	0.50	µg/L							

con-test®
A Pace Analytical® Laboratory

39 Spruce Street * East Longmeadow, MA 01028 * FAX 413/525-6405 * TEL. 413/525-2332

QUALITY CONTROL

Volatile Organic Compounds by GC/MS - Quality Control

Analyte	Result	Reporting Limit	Units	Spike Level	Source Result	%REC	%REC Limits	RPD	RPD Limit	Notes
Batch B284396 - SW-846 5030B										
Blank (B284396-BLK1)				Prepared & Analyzed: 06/21/21						
1,1,2,2-Tetrachloroethane	ND	0.50	µg/L							
Tetrachloroethylene	ND	1.0	µg/L							
Tetrahydrofuran	ND	10	µg/L							
Toluene	ND	1.0	µg/L							
1,2,3-Trichlorobenzene	ND	1.0	µg/L							
1,2,4-Trichlorobenzene	ND	0.50	µg/L							
1,1,1-Trichloroethane	ND	0.50	µg/L							
1,1,2-Trichloroethane	ND	0.50	µg/L							
Trichloroethylene	ND	1.0	µg/L							
Trichlorofluoromethane (Freon 11)	ND	2.0	µg/L							
1,2,3-Trichloropropane	ND	0.50	µg/L							
1,1,2-Trichloro-1,2,2-trifluoroethane (Freon 113)	ND	0.50	µg/L							
1,2,4-Trimethylbenzene	ND	0.50	µg/L							
1,3,5-Trimethylbenzene	ND	0.50	µg/L							
Vinyl Chloride	ND	1.0	µg/L							
m+p Xylene	ND	2.0	µg/L							
o-Xylene	ND	1.0	µg/L							
Surrogate: 1,2-Dichloroethane-d4	*24.3*		µg/L	25.0		97.1	70-130			
Surrogate: Toluene-d8	*24.2*		µg/L	25.0		96.6	70-130			
Surrogate: 4-Bromofluorobenzene	*24.9*		µg/L	25.0		99.6	70-130			
LCS (B284396-BS1)				Prepared & Analyzed: 06/21/21						
Acetone	139	10	µg/L	100		139	40-160			L-17, V-20
Acrylonitrile	12.8	2.0	µg/L	10.0		128	70-130			V-20
Benzene	10.2	0.50	µg/L	10.0		102	70-130			
Bromobenzene	9.64	0.50	µg/L	10.0		96.4	70-130			
Bromodichloromethane	10.9	0.50	µg/L	10.0		109	70-130			
Bromoform	10.0	0.50	µg/L	10.0		100	70-130			
Bromomethane	13.9	2.0	µg/L	10.0		139	40-160			L-17, V-20, V-34
2-Butanone (MEK)	126	5.0	µg/L	100		126	40-160			V-20
n-Butylbenzene	8.05	1.0	µg/L	10.0		80.5	70-130			V-05
sec-Butylbenzene	8.18	1.0	µg/L	10.0		81.8	70-130			
tert-Butylbenzene	8.61	1.0	µg/L	10.0		86.1	70-130			
Carbon Disulfide	77.0	5.0	µg/L	100		77.0	70-130			V-05
Carbon Tetrachloride	11.5	0.50	µg/L	10.0		115	70-130			
Chlorobenzene	9.42	0.50	µg/L	10.0		94.2	70-130			
Chlorodibromomethane	11.2	0.50	µg/L	10.0		112	40-160			
Chloroethane	10.9	0.50	µg/L	10.0		109	70-130			
Chloroform	11.1	0.50	µg/L	10.0		111	70-130			
Chloromethane	5.89	0.60	µg/L	10.0		58.9	40-160			L-17, V-05, V-34
2-Chlorotoluene	9.18	0.50	µg/L	10.0		91.8	70-130			
4-Chlorotoluene	9.26	0.50	µg/L	10.0		92.6	70-130			
1,2-Dibromo-3-chloropropane (DBCP)	9.43	1.0	µg/L	10.0		94.3	70-130			
1,2-Dibromoethane (EDB)	11.3	0.50	µg/L	10.0		113	70-130			
Dibromomethane	11.7	0.50	µg/L	10.0		117	70-130			
1,2-Dichlorobenzene	9.00	0.50	µg/L	10.0		90.0	70-130			
1,3-Dichlorobenzene	9.09	0.50	µg/L	10.0		90.9	70-130			
1,4-Dichlorobenzene	9.08	0.50	µg/L	10.0		90.8	70-130			
trans-1,4-Dichloro-2-butene	9.68	2.0	µg/L	10.0		96.8	70-130			
Dichlorodifluoromethane (Freon 12)	9.20	0.50	µg/L	10.0		92.0	40-160			
1,1-Dichloroethane	11.5	0.50	µg/L	10.0		115	70-130			
1,2-Dichloroethane	12.1	0.50	µg/L	10.0		121	70-130			

con-test®
A Pace Analytical® Laboratory

39 Spruce Street * East Longmeadow, MA 01028 * FAX 413/525-6405 * TEL. 413/525-2332

QUALITY CONTROL

Volatile Organic Compounds by GC/MS - Quality Control

Analyte	Result	Reporting Limit	Units	Spike Level	Source Result	%REC	%REC Limits	RPD	RPD Limit	Notes
Batch B284396 - SW-846 5030B										
LCS (B284396-BS1)				Prepared & Analyzed: 06/21/21						
1,1-Dichloroethylene	11.4	0.50	µg/L	10.0		114	70-130			
cis-1,2-Dichloroethylene	11.4	0.50	µg/L	10.0		114	70-130			
trans-1,2-Dichloroethylene	11.4	1.0	µg/L	10.0		114	70-130			
1,2-Dichloropropane	11.2	0.50	µg/L	10.0		112	70-130			
1,3-Dichloropropane	11.2	0.50	µg/L	10.0		112	70-130			
2,2-Dichloropropane	11.1	0.50	µg/L	10.0		111	70-130			
1,1-Dichloropropene	10.8	0.50	µg/L	10.0		108	70-130			
cis-1,3-Dichloropropene	11.0	0.50	µg/L	10.0		110	70-130			
trans-1,3-Dichloropropene	10.9	0.50	µg/L	10.0		109	70-130			
Ethylbenzene	9.36	0.50	µg/L	10.0		93.6	70-130			
Hexachlorobutadiene	7.79	0.60	µg/L	10.0		77.9	40-160			V-05
2-Hexanone (MBK)	125	5.0	µg/L	100		125	70-130			
Isopropylbenzene (Cumene)	9.14	0.50	µg/L	10.0		91.4	70-130			
p-Isopropyltoluene (p-Cymene)	8.44	0.50	µg/L	10.0		84.4	70-130			
Methyl tert-Butyl Ether (MTBE)	11.0	0.50	µg/L	10.0		110	70-130			
Methyl Cyclohexane	9.50	1.0	µg/L	10.0		95.0	70-130			
Methylene Chloride	11.4	5.0	µg/L	10.0		114	70-130			
4-Methyl-2-pentanone (MIBK)	132	5.0	µg/L	100		132	40-160			L-17, V-20
Naphthalene	8.52	2.0	µg/L	10.0		85.2	70-130			
n-Propylbenzene	9.08	1.0	µg/L	10.0		90.8	70-130			
Styrene	9.52	1.0	µg/L	10.0		95.2	70-130			
1,1,1,2-Tetrachloroethane	10.3	0.50	µg/L	10.0		103	70-130			
1,1,2,2-Tetrachloroethane	10.5	0.50	µg/L	10.0		105	70-130			
Tetrachloroethylene	10.6	1.0	µg/L	10.0		106	70-130			
Tetrahydrofuran	12.0	10	µg/L	10.0		120	70-130			
Toluene	10.2	1.0	µg/L	10.0		102	70-130			
1,2,3-Trichlorobenzene	8.40	1.0	µg/L	10.0		84.0	70-130			
1,2,4-Trichlorobenzene	8.60	0.50	µg/L	10.0		86.0	70-130			
1,1,1-Trichloroethane	11.1	0.50	µg/L	10.0		111	70-130			
1,1,2-Trichloroethane	11.5	0.50	µg/L	10.0		115	70-130			
Trichloroethylene	10.9	1.0	µg/L	10.0		109	70-130			
Trichlorofluoromethane (Freon 11)	9.50	2.0	µg/L	10.0		95.0	40-160			
1,2,3-Trichloropropane	10.9	0.50	µg/L	10.0		109	70-130			
1,1,2-Trichloro-1,2,2-trifluoroethane (Freon 113)	10.8	0.50	µg/L	10.0		108	70-130			
1,2,4-Trimethylbenzene	8.47	0.50	µg/L	10.0		84.7	70-130			
1,3,5-Trimethylbenzene	9.14	0.50	µg/L	10.0		91.4	70-130			
Vinyl Chloride	10.8	1.0	µg/L	10.0		108	70-130			
m+p Xylene	19.1	2.0	µg/L	20.0		95.4	70-130			
o-Xylene	9.36	1.0	µg/L	10.0		93.6	70-130			
Surrogate: 1,2-Dichloroethane-d4	*23.9*		µg/L	25.0		95.8	70-130			
Surrogate: Toluene-d8	*24.6*		µg/L	25.0		98.6	70-130			
Surrogate: 4-Bromofluorobenzene	*25.4*		µg/L	25.0		102	70-130			

con-test®
A Pace Analytical® Laboratory

39 Spruce Street * East Longmeadow, MA 01028 * FAX 413/525-6405 * TEL. 413/525-2332

QUALITY CONTROL

Petroleum Hydrocarbons Analyses - Quality Control

Analyte	Result	Reporting Limit	Units	Spike Level	Source Result	%REC		%REC Limits	RPD	RPD Limit	Notes
Batch B284377 - SW-846 3510C											
Blank (B284377-BLK1)				Prepared: 06/21/21 Analyzed: 06/22/21							
CT ETPH	ND	0.15	mg/L								
TPH (C9-C36)	ND	0.20	mg/L								
Surrogate: 2-Fluorobiphenyl	*0.0400*		mg/L	0.100		**40.0**	*	50-150			S-26
Surrogate: 2-Fluorobiphenyl	*0.0400*		mg/L	0.100		40.0		40-140			S-23
LCS (B284377-BS1)				Prepared: 06/21/21 Analyzed: 06/22/21							
CT ETPH	0.622	0.15	mg/L	1.00		62.2		60-120			
TPH (C9-C36)	0.629	0.20	mg/L	1.00		62.9		40-140			
Surrogate: 2-Fluorobiphenyl	*0.0461*		mg/L	0.100		46.1		40-140			
Surrogate: 2-Fluorobiphenyl	*0.0461*		mg/L	0.100		**46.1**	*	50-150			S-26
LCS Dup (B284377-BSD1)				Prepared: 06/21/21 Analyzed: 06/22/21							
CT ETPH	0.541	0.15	mg/L	1.00		**54.1**	*	60-120	14.0	30	L-07
TPH (C9-C36)	0.540	0.20	mg/L	1.00		54.0		40-140	15.3	25	
Surrogate: 2-Fluorobiphenyl	*0.0359*		mg/L	0.100		**35.9**	*	50-150			S-26
Surrogate: 2-Fluorobiphenyl	*0.0359*		mg/L	0.100		**35.9**	*	40-140			S-23
Batch B284449 - SW-846 3510C											
Blank (B284449-BLK1)				Prepared: 06/21/21 Analyzed: 06/22/21							
CT ETPH	ND	0.15	mg/L								
Surrogate: 2-Fluorobiphenyl	*0.0400*		mg/L	0.100		**40.0**	*	50-150			S-26
LCS (B284449-BS1)				Prepared: 06/21/21 Analyzed: 06/22/21							
CT ETPH	0.622	0.15	mg/L	1.00		62.2		60-120			
Surrogate: 2-Fluorobiphenyl	*0.0461*		mg/L	0.100		**46.1**	*	50-150			S-26
LCS Dup (B284449-BSD1)				Prepared: 06/21/21 Analyzed: 06/22/21							
CT ETPH	0.541	0.15	mg/L	1.00		**54.1**	*	60-120	14.0	30	L-07
Surrogate: 2-Fluorobiphenyl	*0.0359*		mg/L	0.100		**35.9**	*	50-150			S-26

con-test®
A Pace Analytical® Laboratory

39 Spruce Street * East Longmeadow, MA 01028 * FAX 413/525-6405 * TEL. 413/525-2332

FLAG/QUALIFIER SUMMARY

*	QC result is outside of established limits.
†	Wide recovery limits established for difficult compound.
‡	Wide RPD limits established for difficult compound.
#	Data exceeded client recommended or regulatory level
ND	Not Detected
RL	Reporting Limit is at the level of quantitation (LOQ)
DL	Detection Limit is the lower limit of detection determined by the MDL study
MCL	Maximum Contaminant Level
	Percent recoveries and relative percent differences (RPDs) are determined by the software using values in the calculation which have not been rounded.
	No results have been blank subtracted unless specified in the case narrative section.
L-07	Either laboratory fortified blank/laboratory control sample or duplicate recovery is outside of control limits, but the other is within limits. RPD between the two LFB/LCS results is within method specified criteria.
L-17	Compound classified by CT RCP as difficult with acceptable recoveries of 40-160%. Recovery does not meet 70-130% criteria but does meet difficult compound criteria.
S-23	Surrogate recovery outside of control limits in BS/MS spiked sample, all reported analytes are within control criteria.
S-26	Surrogate outside of control limits.
V-05	Continuing calibration verification (CCV) did not meet method specifications and was biased on the low side for this compound.
V-20	Continuing calibration verification (CCV) did not meet method specifications and was biased on the high side. Data validation is not affected since sample result was "not detected" for this compound.
V-34	Initial calibration verification (ICV) did not meet method specifications and was biased on the low side for this compound. Reported result is estimated.

con-test®
A Pace Analytical® Laboratory

39 Spruce Street * East Longmeadow, MA 01028 * FAX 413/525-6405 * TEL. 413/525-2332

CERTIFICATIONS

Certified Analyses included in this Report

Analyte	Certifications
CTDEP ETPH in Soil	
CT ETPH	CT
CTDEP ETPH in Water	
CT ETPH	CT
SW-846 8260C-D in Water	
Acetone	CT,NH,NY,ME
Acrylonitrile	CT,NY,ME
Benzene	CT,NH,NY,ME
Bromobenzene	NY
Bromodichloromethane	CT,NH,NY,ME
Bromoform	CT,NH,NY,ME
Bromomethane	CT,NH,NY,ME
2-Butanone (MEK)	CT,NH,NY,ME
n-Butylbenzene	NY,ME
sec-Butylbenzene	NY,ME
tert-Butylbenzene	NY,ME
Carbon Disulfide	CT,NH,NY,ME
Carbon Tetrachloride	CT,NH,NY,ME
Chlorobenzene	CT,NH,NY,ME
Chlorodibromomethane	CT,NH,NY,ME
Chloroethane	CT,NH,NY,ME
Chloroform	CT,NH,NY,ME
Chloromethane	CT,NH,NY,ME
2-Chlorotoluene	NY,ME
4-Chlorotoluene	NY,ME
1,2-Dibromo-3-chloropropane (DBCP)	NY
1,2-Dibromoethane (EDB)	NY
Dibromomethane	NH,NY,ME
1,2-Dichlorobenzene	CT,NY,ME
1,3-Dichlorobenzene	CT,NH,NY,ME
1,4-Dichlorobenzene	CT,NH,NY,ME
trans-1,4-Dichloro-2-butene	NH,NY,ME
Dichlorodifluoromethane (Freon 12)	NH,NY,ME
1,1-Dichloroethane	CT,NH,NY,ME
1,2-Dichloroethane	CT,NH,NY,ME
1,1-Dichloroethylene	CT,NH,NY,ME
cis-1,2-Dichloroethylene	NY,ME
trans-1,2-Dichloroethylene	CT,NH,NY,ME
1,2-Dichloropropane	CT,NH,NY,ME
1,3-Dichloropropane	NY,ME
2,2-Dichloropropane	NH,NY,ME
1,1-Dichloropropene	NH,NY,ME
cis-1,3-Dichloropropene	CT,NH,NY,ME
trans-1,3-Dichloropropene	CT,NH,NY,ME
Ethylbenzene	CT,NH,NY,ME
Hexachlorobutadiene	CT,NH,NY,ME
2-Hexanone (MBK)	CT,NH,NY,ME

con-test®
A Pace Analytical® Laboratory

39 Spruce Street * East Longmeadow, MA 01028 * FAX 413/525-6405 * TEL. 413/525-2332

CERTIFICATIONS

Certified Analyses included in this Report

Analyte	Certifications
SW-846 8260C-D in Water	
Isopropylbenzene (Cumene)	NY,ME
p-Isopropyltoluene (p-Cymene)	CT,NH,NY,ME
Methyl tert-Butyl Ether (MTBE)	CT,NH,NY,ME
Methylene Chloride	CT,NH,NY,ME
4-Methyl-2-pentanone (MIBK)	CT,NH,NY,ME
Naphthalene	NH,NY,ME
n-Propylbenzene	CT,NH,NY,ME
Styrene	CT,NH,NY,ME
1,1,1,2-Tetrachloroethane	CT,NH,NY,ME
1,1,2,2-Tetrachloroethane	CT,NH,NY,ME
Tetrachloroethylene	CT,NH,NY,ME
Toluene	CT,NH,NY,ME
1,2,3-Trichlorobenzene	NH,NY,ME
1,2,4-Trichlorobenzene	CT,NH,NY,ME
1,1,1-Trichloroethane	CT,NH,NY,ME
1,1,2-Trichloroethane	CT,NH,NY,ME
Trichloroethylene	CT,NH,NY,ME
Trichlorofluoromethane (Freon 11)	CT,NH,NY,ME
1,2,3-Trichloropropane	NH,NY,ME
1,1,2-Trichloro-1,2,2-trifluoroethane (Freon 113)	NY
1,2,4-Trimethylbenzene	NY,ME
1,3,5-Trimethylbenzene	NY,ME
Vinyl Chloride	CT,NH,NY,ME
m+p Xylene	NH,NY,ME
o-Xylene	NH,NY,ME

Con-Test, a Pace Environmental Laboratory, operates under the following certifications and accreditations:

Code	Description	Number	Expires
AIHA	AIHA-LAP, LLC - ISO17025:2017	100033	03/1/2022
MA	Massachusetts DEP	M-MA100	06/30/2022
CT	Connecticut Department of Publilc Health	PH-0165	12/31/2022
NY	New York State Department of Health	10899 NELAP	04/1/2022
NH-S	New Hampshire Environmental Lab	2516 NELAP	02/5/2022
RI	Rhode Island Department of Health	LAO00112	12/30/2021
NC	North Carolina Div. of Water Quality	652	12/31/2021
NJ	New Jersey DEP	MA007 NELAP	06/30/2022
FL	Florida Department of Health	E871027 NELAP	06/30/2022
VT	Vermont Department of Health Lead Laboratory	LL720741	07/30/2022
ME	State of Maine	MA00100	06/9/2023
VA	Commonwealth of Virginia	460217	12/14/2021
NH-P	New Hampshire Environmental Lab	2557 NELAP	09/6/2021
VT-DW	Vermont Department of Health Drinking Water	VT-255716	06/12/2022
NC-DW	North Carolina Department of Health	25703	07/31/2021
PA	Commonwealth of Pennsylvania DEP	68-05812	06/30/2022
MI	Dept. of Env, Great Lakes, and Energy	9100	09/6/2021

con-test ANALYTICAL LABORATORY
21F1114

Phone: 413-525-2332
Fax: 413-525-6405
Email: info@contestlabs.com
39 Spruce Street
East Longmeadow, MA 01028

CHAIN OF CUSTODY RECORD

Page 1 of 1

Company Name:	Weston & Sampson - (for Eversource Energy)
Address:	712 Brook Street, Rocky Hill, CT 06067
Phone:	(860) 513-1473
Project Name:	Simsbury AWC
Project Location:	Simsbury, CT
Project Number:	Client PO = 11003487
Project Manager:	Laura Yellen
Con-Test Bid:	n/a
Invoice Recipient:	Eversource (Lynn Willey)
Sampled By:	Will Sirotnak

Requested Turnaround Time
7-Day ☐ 10-Day ☐
Other: ☐ 5-7 Bus. Days ☑

Rush-Approval Required
1-Day ☐ 3-Day ☐
2-Day ☐ 4-Day ☐

Data Delivery
Format: PDF ☑ EXCEL ☑
Other:
Enhanced Data Package Required: ☐
Email To: yellenl@wseinc.com
Fax To #: willsonj@wseinc.com

Con-Test Work Order#	Client Sample ID / Description	Beginning Date/Time	Ending Date/Time	Composite	Grab	[1]Matrix Code	Conc Code	VOCs (8260)	PAHs *1	CT ETPH	ETPH Fingerprint	VPH (HOLD)	EPH (HOLD)
1	MW-6	6/18/21	1000		X	GW	U			X	X		
2	MW-101	↓	1145		↓	↓	↓			X		X	X
3	MW-102	↓	1040		↓	↓	↓	X		X			
4	DUP-1	6/18/21	—		↓	↓	↓			X			
5	Trip Blank	6/18/21	—					X					

| | | | | | | | | | | | | |

I Have Not Confirmed Sample Container Numbers With Lab Staff Before Relinquishing Over Samples_____

con-test® ANALYTICAL LABORATORY

Doc# 277 Rev 5 2017

Login Sample Receipt Checklist - (Rejection Criteria Listing - Using Acceptance Policy) Any False Statement will be brought to the attention of the Client - State True or False

Client WFS

Received By [signature] Date 6/18/21 Time 1455

How were the samples received? In Cooler T No Cooler ____ On Ice T No Ice ____ Direct from Sampling ____ Ambient ____ Melted Ice ____

Were samples within Temperature? 2-6°C T By Gun # 3 Actual Temp - 5.8 By Blank # ____ Actual Temp - ____

Was Custody Seal Intact? n/a Were Samples Tampered with? n/a

Was COC Relinquished ? T Does Chain Agree With Samples? T

Are there broken/leaking/loose caps on any samples? F

Is COC in ink/ Legible? T Were samples received within holding time? T

Did COC include all pertinent Information? Client T Analysis T Sampler Name T Project T ID's T Collection Dates/Times T

Are Sample labels filled out and legible? T

Are there Lab to Filters? F Who was notified? ____

Are there Rushes? F Who was notified? ____

Are there Short Holds? F Who was notified? ____

Is there enough Volume? T

Is there Headspace where applicable? F MS/MSD? F

Proper Media/Containers Used? T Is splitting samples required? F

Were trip blanks received? T On COC? T

Do all samples have the proper pH? Acid T Base n/a

Vials	#	Containers:	#		#		#
Unp-		1 Liter Amb.	12	1 Liter Plastic		16 oz Amb.	
HCL-	10	500 mL Amb.		500 mL Plastic		8oz Amb/Clear	
Meoh-		250 mL Amb.		250 mL Plastic		4oz Amb/Clear	
Bisulfate-		Flashpoint		Col./Bacteria		2oz Amb/Clear	
DI-		Other Glass		Other Plastic		Encore	
Thiosulfate-		SOC Kit		Plastic Bag		Frozen:	
Sulfuric-		Perchlorate		Ziplock			

Unused Media

Vials	#	Containers:	#		#		#
Unp-		1 Liter Amb.		1 Liter Plastic		16 oz Amb.	
HCL-		500 mL Amb.		500 mL Plastic		8oz Amb/Clear	
Meoh-		250 mL Amb.		250 mL Plastic		4oz Amb/Clear	
Bisulfate-		Col./Bacteria		Flashpoint		2oz Amb/Clear	
DI-		Other Plastic		Other Glass		Encore	
Thiosulfate-		SOC Kit		Plastic Bag		Frozen:	
Sulfuric-		Perchlorate		Ziplock			

Comments:

C:\MSDChem\4\DATA\D062221.SEC\D0622007.D

CT ETPH Discrimination Check

Data File Name D0622007.D
Data File Path C:\MSDChem\4\DATA\D062221.SEC\
Operator RDD
Date Acquired 6/22/1921 12:01
Acq. Method File EPH11D.M
Sample Name ETPH 1500
Instrument Name GCFID4

Name	Ret Time	Target Response	Average Response	*%D+/-20
C-9	1.66	7313436	8607143	15
C-10	2.30	7485660	8607143	13
C-12	3.23	7737833	8607143	10
C-14	3.95	7997704	8607143	7
C-16	4.55	8206618	8607143	5
C-18	5.10	8717383	8607143	-1
C-20	5.71	8624856	8607143	0
C-22	6.46	8735189	8607143	-1
C-24	7.30	8999913	8607143	-5
C-26	8.11	9043775	8607143	-5
C-28	8.85	9135521	8607143	-6
C-30	9.53	9268826	8607143	-8
C-32	10.16	9250514	8607143	-7
C-34	10.76	9344531	8607143	-9
C-36	11.32	9245387	8607143	-7

Samples
21F1114-01
21F0942-02

*One compound allowed %D</=50

C:\MSDChem\4\DATA\D062221.SEC\D0622031.D

CT ETPH Discrimination Check

Data File Name D0622031.D
Data File Path C:\MSDChem\4\DATA\D062221.SEC\
Operator RDD
Date Acquired 6/22/1921 17:05
Acq. Method File EPH11D.M
Sample Name ETPH 1500
Instrument Name GCFID4

Name	Ret Time	Target Response	Average Response	*%D+/-20
C-9	1.66	7444968	8778721	15
C-10	2.30	7626093	8778721	13
C-12	3.23	7883311	8778721	10
C-14	3.95	8166267	8778721	7
C-16	4.55	8377425	8778721	5
C-18	5.10	8903756	8778721	-1
C-20	5.71	8809719	8778721	0
C-22	6.46	8900469	8778721	-1
C-24	7.30	9175279	8778721	-5
C-26	8.11	9211681	8778721	-5
C-28	8.85	9319141	8778721	-6
C-30	9.53	9495460	8778721	-8
C-32	10.17	9486666	8778721	-8
C-34	10.76	9518848	8778721	-8
C-36	11.32	9361731	8778721	-7

*One compound allowed %D</=50

Samples
21F1114-02
21F1114-03
21F1057-01
21F0942-05

C:\MSDChem\4\DATA\D062321.SEC\D0623015.D

CT ETPH Discrimination Check

Data File Name D0623015.D
Data File Path C:\MSDChem\4\DATA\D062321.SEC\
Operator RDD
Date Acquired 6/23/1921 13:29
Acq. Method File EPH11D.M
Sample Name ETPH 1500
Instrument Name GCFID4

Name	Ret Time	Target Response	Average Response	*%D+/-20
C-9	1.66	7727539	8813855	12
C-10	2.31	7881140	8813855	11
C-12	3.23	8013518	8813855	9
C-14	3.94	8233366	8813855	7
C-16	4.55	8424430	8813855	4
C-18	5.10	8934527	8813855	-1
C-20	5.71	8838250	8813855	0
C-22	6.46	8933911	8813855	-1
C-24	7.30	9206088	8813855	-4
C-26	8.10	9242549	8813855	-5
C-28	8.84	9336334	8813855	-6
C-30	9.53	9437875	8813855	-7
C-32	10.16	9372739	8813855	-6
C-34	10.76	9396598	8813855	-7
C-36	11.31	9228959	8813855	-5

Samples

21F1114-04
21F1176-04
21F1176-05
21F1176-01

*One compound allowed %D</=50

REASONABLE CONFIDENCE PROTOCOL
LABORATORY ANALYSIS QA/QC CERTIFICATION FORM

Laboratory Name: Con-Test, a Pace Analytical Laboratory

Client: Weston & Sampson

Project Location: Simsbury, CT

Project Number: 21F1114

Laboratory Sample ID(s):
21F1114-01 thru 21F1114-05

Sample Date(s):
06/18/2021

List RCP Methods Used:
CTDEP ETPH, SW-846 8260C-D

1	For each analytical method referenced in this laboratory report package, were all specified QA/QC performance criteria followed, including the requirement to explain any criteria falling outside of acceptable guidelines, as specified in the CTDEP method-specific Reasonable Confidence Protocol documents?	☑ Yes ☐ No
1A	Were the method specified preservation and holding time requirements met?	☑ Yes ☐ No
1B	VPH and EPH Methods only: Was the VPH and EPH method conducted without significant modifications (see Section 11.3 of respective RCP methods)?	☐ Yes ☐ No ☑ N/A
2	Were all samples received by the laboratory in a condition consistent with that described on the associated chain-of-custody document(s)?	☑ Yes ☐ No
3	Were samples received at an appropriate temperature (< 6 degrees C.)?	☑ Yes ☐ No ☐ N/A
4	Were all QA/QC performance criteria specified in the CTDEP Reasonable Confidence Protocol documents achieved?	☐ Yes ☑ No
5A	Were reporting limits specified or referenced on the chain-of-custody?	☑ Yes ☐ No
5B	Were these reporting limits met?	☐ Yes ☑ No
6	For each analytical method referenced in this laboratory report package, were results reported for all constituents identified in the method-specific analyte lists presented in the Reasonable Confidence Protocol documents?	☑ Yes ☐ No
7	Are project-specific matrix spikes and laboratory duplicates included in this data set?	☐ Yes ☑ No

Notes: For all questions to which the response was "No" (with the exception of question #7), additional information must be provided in an attached narrative. If the answer to question #1, #1A, or #1B is "No", the data package does not meet the requirements for "Reasonable Confidence."
This form may not be altered and all questions must be answered.

Lisa A. Worthington

I, the undersigned, attest under the pains and penalties of perjury that, to the best of my knowledge and belief and based upon my personal inquiry of those responsible for providing the information contained in this analytical report, such information is accurate and complete.

Authorized Signature: Lisa Worthington **Position:** **Technical Representative**

Printed Name: **Lisa A. Worthington** **Date:** **06/24/21**

Name of Laboratory: **Con-Test, a Pace Analytical Laboratory**

This certification form is to be used for RCP methods only.

con-test®
A Pace Analytical® Laboratory

39 Spruce Street * East Longmeadow, MA 01028 * FAX 413/525-6405 * TEL. 413/525-2332

September 29, 2021

Laura Yellen
Weston & Sampson
712 Brook Street, Suite 103
Rocky Hill, CT 06067

Project Location: Simsbury, CT
Client Job Number:
Project Number: 2180209
Laboratory Work Order Number: 21I1196

Enclosed are results of analyses for samples received by the laboratory on September 22, 2021. If you have any questions concerning this report, please feel free to contact me.

Sincerely,



Kerry K. McGee
Project Manager

Table of Contents

Sample Summary 3

Case Narrative 4

Sample Results 5

21I1196-01 5

21I1196-02 6

21I1196-03 10

21I1196-04 11

21I1196-05 12

21I1196-06 13

21I1196-07 14

Sample Preparation Information 16

QC Data 17

Volatile Organic Compounds by GC/MS 17

B290868 17

Semivolatile Organic Compounds by GC/MS 20

B291030 20

Petroleum Hydrocarbons Analyses 22

B290860 22

Flag/Qualifier Summary 23

Certifications 24

Chain of Custody/Sample Receipt 26

39 Spruce Street * East Longmeadow, MA 01028 * FAX 413/525-6405 * TEL. 413/525-2332

Weston & Sampson
712 Brook Street, Suite 103
Rocky Hill, CT 06067
ATTN: Laura Yellen

REPORT DATE: 9/29/2021

PURCHASE ORDER NUMBER: 11003487

PROJECT NUMBER: 2180209

ANALYTICAL SUMMARY

WORK ORDER NUMBER: 21I1196

The results of analyses performed on the following samples submitted to CON-TEST, a Pace Analytical Laboratory, are found in this report.

PROJECT LOCATION: Simsbury, CT

FIELD SAMPLE #	LAB ID:	MATRIX	SAMPLE DESCRIPTION	TEST	SUB LAB
CCA-3	21I1196-01	Ground Water		SW-846 8270D-E	
MW-4R	21I1196-02	Ground Water		CTDEP ETPH	
				SW-846 8260C-D	
				SW-846 8270D-E	
MW-6	21I1196-03	Ground Water		CTDEP ETPH	
MW-102	21I1196-04	Ground Water		CTDEP ETPH	
MW-101	21I1196-05	Ground Water		CTDEP ETPH	
DUP-1	21I1196-06	Ground Water		CTDEP ETPH	
TRIP BLANK	21I1196-07	Ground Water		SW-846 8260C-D	

con-test®
A Pace Analytical® Laboratory

39 Spruce Street * East Longmeadow, MA 01028 * FAX 413/525-6405 * TEL. 413/525-2332

CASE NARRATIVE SUMMARY

All reported results are within defined laboratory quality control objectives unless listed below or otherwise qualified in this report.

For method 8270E, only PAHs were requested and reported.

SW-846 8260C-D

Qualifications:

L-03

Laboratory fortified blank/laboratory control sample recovery is outside of control limits. Reported value for this compound is likely to be biased on the low side.

Analyte & Samples(s) Qualified:

Naphthalene
21I1196-02[MW-4R], 21I1196-07[TRIP BLANK], B290868-BLK1, B290868-BS1

V-05

Continuing calibration verification (CCV) did not meet method specifications and was biased on the low side for this compound.

Analyte & Samples(s) Qualified:

1,2,3-Trichlorobenzene
21I1196-02[MW-4R], 21I1196-07[TRIP BLANK], B290868-BLK1, B290868-BS1, S063590-CCV1

Naphthalene
21I1196-02[MW-4R], 21I1196-07[TRIP BLANK], B290868-BLK1, B290868-BS1, S063590-CCV1

V-20

Continuing calibration verification (CCV) did not meet method specifications and was biased on the high side. Data validation is not affected since sample result was "not detected" for this compound.

Analyte & Samples(s) Qualified:

trans-1,4-Dichloro-2-butene
B290868-BS1, S063590-CCV1

SW-846 8270D-E

Qualifications:

RL-12

Elevated reporting limit due to matrix interference.

Analyte & Samples(s) Qualified:

21I1196-02[MW-4R]

The results of analyses reported only relate to samples submitted to Con-Test, a Pace Analytical Laboratory, for testing.
I certify that the analyses listed above, unless specifically listed as subcontracted, if any, were performed under my direction according to the approved methodologies listed in this document, and that based upon my inquiry of those individuals immediately responsible for obtaining the information, the material contained in this report is, to the best of my knowledge and belief, accurate and complete.

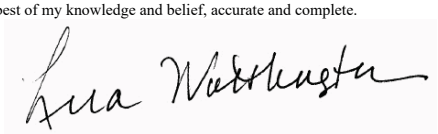

Lisa A. Worthington
Technical Representative

con-test®
A Pace Analytical® Laboratory

39 Spruce Street * East Longmeadow, MA 01028 * FAX 413/525-6405 * TEL. 413/525-2332

Project Location: Simsbury, CT | Sample Description: | Work Order: 21I1196

Date Received: 9/22/2021

Field Sample #: CCA-3 | Sampled: 9/22/2021 10:00

Sample ID: 21I1196-01

Sample Matrix: Ground Water

Semivolatile Organic Compounds by GC/MS

Analyte	Results	RL	Units	Dilution	Flag/Qual	Method	Date Prepared	Date/Time Analyzed	Analyst
Acenaphthene (SIM)	ND	0.30	µg/L	1		SW-846 8270D-E	9/23/21	9/28/21 11:27	IMR
Acenaphthylene (SIM)	ND	0.20	µg/L	1		SW-846 8270D-E	9/23/21	9/28/21 11:27	IMR
Anthracene (SIM)	ND	0.20	µg/L	1		SW-846 8270D-E	9/23/21	9/28/21 11:27	IMR
Benzo(a)anthracene (SIM)	ND	0.049	µg/L	1		SW-846 8270D-E	9/23/21	9/28/21 11:27	IMR
Benzo(a)pyrene (SIM)	ND	0.099	µg/L	1		SW-846 8270D-E	9/23/21	9/28/21 11:27	IMR
Benzo(b)fluoranthene (SIM)	ND	0.049	µg/L	1		SW-846 8270D-E	9/23/21	9/28/21 11:27	IMR
Benzo(g,h,i)perylene (SIM)	ND	0.49	µg/L	1		SW-846 8270D-E	9/23/21	9/28/21 11:27	IMR
Benzo(k)fluoranthene (SIM)	ND	0.20	µg/L	1		SW-846 8270D-E	9/23/21	9/28/21 11:27	IMR
Chrysene (SIM)	ND	0.20	µg/L	1		SW-846 8270D-E	9/23/21	9/28/21 11:27	IMR
Dibenz(a,h)anthracene (SIM)	ND	0.099	µg/L	1		SW-846 8270D-E	9/23/21	9/28/21 11:27	IMR
Fluoranthene (SIM)	ND	0.49	µg/L	1		SW-846 8270D-E	9/23/21	9/28/21 11:27	IMR
Fluorene (SIM)	ND	0.99	µg/L	1		SW-846 8270D-E	9/23/21	9/28/21 11:27	IMR
Indeno(1,2,3-cd)pyrene (SIM)	ND	0.099	µg/L	1		SW-846 8270D-E	9/23/21	9/28/21 11:27	IMR
2-Methylnaphthalene (SIM)	ND	0.99	µg/L	1		SW-846 8270D-E	9/23/21	9/28/21 11:27	IMR
Naphthalene (SIM)	ND	0.99	µg/L	1		SW-846 8270D-E	9/23/21	9/28/21 11:27	IMR
Phenanthrene (SIM)	ND	0.049	µg/L	1		SW-846 8270D-E	9/23/21	9/28/21 11:27	IMR
Pyrene (SIM)	ND	0.99	µg/L	1		SW-846 8270D-E	9/23/21	9/28/21 11:27	IMR

Surrogates	% Recovery	Recovery Limits	Flag/Qual	
Nitrobenzene-d5	69.7	30-130		9/28/21 11:27
2-Fluorobiphenyl	61.8	30-130		9/28/21 11:27
p-Terphenyl-d14	75.7	30-130		9/28/21 11:27

con-test®
A Pace Analytical® Laboratory
39 Spruce Street * East Longmeadow, MA 01028 * FAX 413/525-6405 * TEL. 413/525-2332

Project Location: Simsbury, CT | Sample Description: | Work Order: 21I1196

Date Received: 9/22/2021

Field Sample #: MW-4R | Sampled: 9/22/2021 10:40

Sample ID: 21I1196-02

Sample Matrix: Ground Water

Volatile Organic Compounds by GC/MS

Analyte	Results	RL	Units	Dilution	Flag/Qual	Method	Date Prepared	Date/Time Analyzed	Analyst
Acetone	ND	10	µg/L	1		SW-846 8260C-D	9/23/21	9/23/21 15:20	MFF
Acrylonitrile	ND	2.0	µg/L	1		SW-846 8260C-D	9/23/21	9/23/21 15:20	MFF
Benzene	ND	0.50	µg/L	1		SW-846 8260C-D	9/23/21	9/23/21 15:20	MFF
Bromobenzene	ND	0.50	µg/L	1		SW-846 8260C-D	9/23/21	9/23/21 15:20	MFF
Bromodichloromethane	ND	0.50	µg/L	1		SW-846 8260C-D	9/23/21	9/23/21 15:20	MFF
Bromoform	ND	0.50	µg/L	1		SW-846 8260C-D	9/23/21	9/23/21 15:20	MFF
Bromomethane	ND	2.0	µg/L	1		SW-846 8260C-D	9/23/21	9/23/21 15:20	MFF
2-Butanone (MEK)	ND	5.0	µg/L	1		SW-846 8260C-D	9/23/21	9/23/21 15:20	MFF
n-Butylbenzene	ND	1.0	µg/L	1		SW-846 8260C-D	9/23/21	9/23/21 15:20	MFF
sec-Butylbenzene	ND	1.0	µg/L	1		SW-846 8260C-D	9/23/21	9/23/21 15:20	MFF
tert-Butylbenzene	ND	1.0	µg/L	1		SW-846 8260C-D	9/23/21	9/23/21 15:20	MFF
Carbon Disulfide	ND	5.0	µg/L	1		SW-846 8260C-D	9/23/21	9/23/21 15:20	MFF
Carbon Tetrachloride	ND	0.50	µg/L	1		SW-846 8260C-D	9/23/21	9/23/21 15:20	MFF
Chlorobenzene	ND	0.50	µg/L	1		SW-846 8260C-D	9/23/21	9/23/21 15:20	MFF
Chlorodibromomethane	ND	0.50	µg/L	1		SW-846 8260C-D	9/23/21	9/23/21 15:20	MFF
Chloroethane	ND	0.50	µg/L	1		SW-846 8260C-D	9/23/21	9/23/21 15:20	MFF
Chloroform	ND	0.50	µg/L	1		SW-846 8260C-D	9/23/21	9/23/21 15:20	MFF
Chloromethane	ND	1.0	µg/L	1		SW-846 8260C-D	9/23/21	9/23/21 15:20	MFF
2-Chlorotoluene	ND	0.50	µg/L	1		SW-846 8260C-D	9/23/21	9/23/21 15:20	MFF
4-Chlorotoluene	ND	0.50	µg/L	1		SW-846 8260C-D	9/23/21	9/23/21 15:20	MFF
1,2-Dibromo-3-chloropropane (DBCP)	ND	1.0	µg/L	1		SW-846 8260C-D	9/23/21	9/23/21 15:20	MFF
1,2-Dibromoethane (EDB)	ND	0.50	µg/L	1		SW-846 8260C-D	9/23/21	9/23/21 15:20	MFF
Dibromomethane	ND	0.50	µg/L	1		SW-846 8260C-D	9/23/21	9/23/21 15:20	MFF
1,2-Dichlorobenzene	ND	0.50	µg/L	1		SW-846 8260C-D	9/23/21	9/23/21 15:20	MFF
1,3-Dichlorobenzene	ND	0.50	µg/L	1		SW-846 8260C-D	9/23/21	9/23/21 15:20	MFF
1,4-Dichlorobenzene	ND	0.50	µg/L	1		SW-846 8260C-D	9/23/21	9/23/21 15:20	MFF
trans-1,4-Dichloro-2-butene	ND	2.0	µg/L	1		SW-846 8260C-D	9/23/21	9/23/21 15:20	MFF
Dichlorodifluoromethane (Freon 12)	ND	0.50	µg/L	1		SW-846 8260C-D	9/23/21	9/23/21 15:20	MFF
1,1-Dichloroethane	ND	0.50	µg/L	1		SW-846 8260C-D	9/23/21	9/23/21 15:20	MFF
1,2-Dichloroethane	ND	0.50	µg/L	1		SW-846 8260C-D	9/23/21	9/23/21 15:20	MFF
1,1-Dichloroethylene	ND	0.50	µg/L	1		SW-846 8260C-D	9/23/21	9/23/21 15:20	MFF
cis-1,2-Dichloroethylene	ND	0.50	µg/L	1		SW-846 8260C-D	9/23/21	9/23/21 15:20	MFF
trans-1,2-Dichloroethylene	ND	1.0	µg/L	1		SW-846 8260C-D	9/23/21	9/23/21 15:20	MFF
1,2-Dichloropropane	ND	0.50	µg/L	1		SW-846 8260C-D	9/23/21	9/23/21 15:20	MFF
1,3-Dichloropropane	ND	0.50	µg/L	1		SW-846 8260C-D	9/23/21	9/23/21 15:20	MFF
2,2-Dichloropropane	ND	0.50	µg/L	1		SW-846 8260C-D	9/23/21	9/23/21 15:20	MFF
1,1-Dichloropropene	ND	0.50	µg/L	1		SW-846 8260C-D	9/23/21	9/23/21 15:20	MFF
cis-1,3-Dichloropropene	ND	0.50	µg/L	1		SW-846 8260C-D	9/23/21	9/23/21 15:20	MFF
trans-1,3-Dichloropropene	ND	0.50	µg/L	1		SW-846 8260C-D	9/23/21	9/23/21 15:20	MFF
Ethylbenzene	ND	0.50	µg/L	1		SW-846 8260C-D	9/23/21	9/23/21 15:20	MFF
Hexachlorobutadiene	ND	0.60	µg/L	1		SW-846 8260C-D	9/23/21	9/23/21 15:20	MFF
2-Hexanone (MBK)	ND	5.0	µg/L	1		SW-846 8260C-D	9/23/21	9/23/21 15:20	MFF
Isopropylbenzene (Cumene)	ND	0.50	µg/L	1		SW-846 8260C-D	9/23/21	9/23/21 15:20	MFF
p-Isopropyltoluene (p-Cymene)	ND	0.50	µg/L	1		SW-846 8260C-D	9/23/21	9/23/21 15:20	MFF

con-test®
A Pace Analytical® Laboratory
39 Spruce Street * East Longmeadow, MA 01028 * FAX 413/525-6405 * TEL. 413/525-2332

Project Location: Simsbury, CT | Sample Description: | Work Order: 21I1196

Date Received: 9/22/2021

Field Sample #: MW-4R | Sampled: 9/22/2021 10:40

Sample ID: 21I1196-02

Sample Matrix: Ground Water

Volatile Organic Compounds by GC/MS

Analyte	Results	RL	Units	Dilution	Flag/Qual	Method	Date Prepared	Date/Time Analyzed	Analyst
Methyl tert-Butyl Ether (MTBE)	ND	0.50	µg/L	1		SW-846 8260C-D	9/23/21	9/23/21 15:20	MFF
Methylene Chloride	ND	5.0	µg/L	1		SW-846 8260C-D	9/23/21	9/23/21 15:20	MFF
4-Methyl-2-pentanone (MIBK)	ND	5.0	µg/L	1		SW-846 8260C-D	9/23/21	9/23/21 15:20	MFF
Naphthalene	ND	2.0	µg/L	1	L-03, V-05	SW-846 8260C-D	9/23/21	9/23/21 15:20	MFF
n-Propylbenzene	ND	1.0	µg/L	1		SW-846 8260C-D	9/23/21	9/23/21 15:20	MFF
Styrene	ND	1.0	µg/L	1		SW-846 8260C-D	9/23/21	9/23/21 15:20	MFF
1,1,1,2-Tetrachloroethane	ND	0.50	µg/L	1		SW-846 8260C-D	9/23/21	9/23/21 15:20	MFF
1,1,2,2-Tetrachloroethane	ND	0.50	µg/L	1		SW-846 8260C-D	9/23/21	9/23/21 15:20	MFF
Tetrachloroethylene	ND	1.0	µg/L	1		SW-846 8260C-D	9/23/21	9/23/21 15:20	MFF
Tetrahydrofuran	ND	10	µg/L	1		SW-846 8260C-D	9/23/21	9/23/21 15:20	MFF
Toluene	ND	1.0	µg/L	1		SW-846 8260C-D	9/23/21	9/23/21 15:20	MFF
1,2,3-Trichlorobenzene	ND	1.0	µg/L	1	V-05	SW-846 8260C-D	9/23/21	9/23/21 15:20	MFF
1,2,4-Trichlorobenzene	ND	0.50	µg/L	1		SW-846 8260C-D	9/23/21	9/23/21 15:20	MFF
1,1,1-Trichloroethane	ND	0.50	µg/L	1		SW-846 8260C-D	9/23/21	9/23/21 15:20	MFF
1,1,2-Trichloroethane	ND	0.50	µg/L	1		SW-846 8260C-D	9/23/21	9/23/21 15:20	MFF
Trichloroethylene	ND	1.0	µg/L	1		SW-846 8260C-D	9/23/21	9/23/21 15:20	MFF
Trichlorofluoromethane (Freon 11)	ND	2.0	µg/L	1		SW-846 8260C-D	9/23/21	9/23/21 15:20	MFF
1,2,3-Trichloropropane	ND	0.50	µg/L	1		SW-846 8260C-D	9/23/21	9/23/21 15:20	MFF
1,1,2-Trichloro-1,2,2-trifluoroethane (Freon 113)	ND	0.50	µg/L	1		SW-846 8260C-D	9/23/21	9/23/21 15:20	MFF
1,2,4-Trimethylbenzene	ND	0.50	µg/L	1		SW-846 8260C-D	9/23/21	9/23/21 15:20	MFF
1,3,5-Trimethylbenzene	ND	0.50	µg/L	1		SW-846 8260C-D	9/23/21	9/23/21 15:20	MFF
Vinyl Chloride	ND	1.0	µg/L	1		SW-846 8260C-D	9/23/21	9/23/21 15:20	MFF
m+p Xylene	ND	2.0	µg/L	1		SW-846 8260C-D	9/23/21	9/23/21 15:20	MFF
o-Xylene	ND	1.0	µg/L	1		SW-846 8260C-D	9/23/21	9/23/21 15:20	MFF

Surrogates	% Recovery	Recovery Limits	Flag/Qual	
1,2-Dichloroethane-d4	122	70-130		9/23/21 15:20
Toluene-d8	110	70-130		9/23/21 15:20
4-Bromofluorobenzene	103	70-130		9/23/21 15:20

con-test®
A Pace Analytical® Laboratory

39 Spruce Street * East Longmeadow, MA 01028 * FAX 413/525-6405 * TEL. 413/525-2332

Project Location: Simsbury, CT | Sample Description: | Work Order: 21I1196

Date Received: 9/22/2021

Field Sample #: MW-4R | Sampled: 9/22/2021 10:40

Sample ID: 21I1196-02

Sample Matrix: Ground Water

Sample Flags: RL-12

Semivolatile Organic Compounds by GC/MS

Analyte	Results	RL	Units	Dilution	Flag/Qual	Method	Date Prepared	Date/Time Analyzed	Analyst
Acenaphthene (SIM)	ND	0.58	µg/L	2		SW-846 8270D-E	9/23/21	9/28/21 11:49	IMR
Acenaphthylene (SIM)	ND	0.39	µg/L	2		SW-846 8270D-E	9/23/21	9/28/21 11:49	IMR
Anthracene (SIM)	ND	0.39	µg/L	2		SW-846 8270D-E	9/23/21	9/28/21 11:49	IMR
Benzo(a)anthracene (SIM)	ND	0.097	µg/L	2		SW-846 8270D-E	9/23/21	9/28/21 11:49	IMR
Benzo(a)pyrene (SIM)	ND	0.19	µg/L	2		SW-846 8270D-E	9/23/21	9/28/21 11:49	IMR
Benzo(b)fluoranthene (SIM)	0.14	0.097	µg/L	2		SW-846 8270D-E	9/23/21	9/28/21 11:49	IMR
Benzo(g,h,i)perylene (SIM)	ND	0.97	µg/L	2		SW-846 8270D-E	9/23/21	9/28/21 11:49	IMR
Benzo(k)fluoranthene (SIM)	ND	0.39	µg/L	2		SW-846 8270D-E	9/23/21	9/28/21 11:49	IMR
Chrysene (SIM)	ND	0.39	µg/L	2		SW-846 8270D-E	9/23/21	9/28/21 11:49	IMR
Dibenz(a,h)anthracene (SIM)	ND	0.19	µg/L	2		SW-846 8270D-E	9/23/21	9/28/21 11:49	IMR
Fluoranthene (SIM)	ND	0.97	µg/L	2		SW-846 8270D-E	9/23/21	9/28/21 11:49	IMR
Fluorene (SIM)	ND	1.9	µg/L	2		SW-846 8270D-E	9/23/21	9/28/21 11:49	IMR
Indeno(1,2,3-cd)pyrene (SIM)	ND	0.19	µg/L	2		SW-846 8270D-E	9/23/21	9/28/21 11:49	IMR
2-Methylnaphthalene (SIM)	ND	1.9	µg/L	2		SW-846 8270D-E	9/23/21	9/28/21 11:49	IMR
Naphthalene (SIM)	ND	1.9	µg/L	2		SW-846 8270D-E	9/23/21	9/28/21 11:49	IMR
Phenanthrene (SIM)	ND	0.097	µg/L	2		SW-846 8270D-E	9/23/21	9/28/21 11:49	IMR
Pyrene (SIM)	ND	1.9	µg/L	2		SW-846 8270D-E	9/23/21	9/28/21 11:49	IMR

Surrogates	% Recovery	Recovery Limits	Flag/Qual	
Nitrobenzene-d5	70.9	30-130		9/28/21 11:49
2-Fluorobiphenyl	59.0	30-130		9/28/21 11:49
p-Terphenyl-d14	68.9	30-130		9/28/21 11:49

con-test®
A Pace Analytical® Laboratory

39 Spruce Street * East Longmeadow, MA 01028 * FAX 413/525-6405 * TEL. 413/525-2332

Project Location: Simsbury, CT | Sample Description: | Work Order: 21I1196

Date Received: 9/22/2021

Field Sample #: MW-4R | Sampled: 9/22/2021 10:40

Sample ID: 21I1196-02

Sample Matrix: Ground Water

Petroleum Hydrocarbons Analyses

Analyte	Results	RL	Units	Dilution	Flag/Qual	Method	Date Prepared	Date/Time Analyzed	Analyst
CT ETPH	0.29	0.15	mg/L	1		CTDEP ETPH	9/23/21	9/28/21 16:05	SFM

Surrogates	% Recovery	Recovery Limits	Flag/Qual	
2-Fluorobiphenyl	60.7	50-150		9/28/21 16:05

con-test®
A Pace Analytical® Laboratory

39 Spruce Street * East Longmeadow, MA 01028 * FAX 413/525-6405 * TEL. 413/525-2332

Project Location: Simsbury, CT | Sample Description: | Work Order: 21I1196

Date Received: 9/22/2021

Field Sample #: MW-6 | Sampled: 9/22/2021 11:40

Sample ID: 21I1196-03

Sample Matrix: Ground Water

Petroleum Hydrocarbons Analyses

Analyte	Results	RL	Units	Dilution	Flag/Qual	Method	Date Prepared	Date/Time Analyzed	Analyst
CT ETPH	0.75	0.14	mg/L	1		CTDEP ETPH	9/23/21	9/28/21 15:25	SFM

Surrogates	% Recovery	Recovery Limits	Flag/Qual	
2-Fluorobiphenyl	70.1	50-150		9/28/21 15:25

con-test®
A Pace Analytical® Laboratory
39 Spruce Street * East Longmeadow, MA 01028 * FAX 413/525-6405 * TEL. 413/525-2332

Project Location: Simsbury, CT | Sample Description: | Work Order: 21I1196

Date Received: 9/22/2021

Field Sample #: MW-102 | Sampled: 9/22/2021 12:20

Sample ID: 21I1196-04

Sample Matrix: Ground Water

Petroleum Hydrocarbons Analyses

Analyte	Results	RL	Units	Dilution	Flag/Qual	Method	Date Prepared	Date/Time Analyzed	Analyst
CT ETPH	0.48	0.14	mg/L	1		CTDEP ETPH	9/23/21	9/28/21 15:46	SFM

Surrogates	% Recovery	Recovery Limits	Flag/Qual	
2-Fluorobiphenyl	60.1	50-150		9/28/21 15:46

con-test®
A Pace Analytical® Laboratory
39 Spruce Street * East Longmeadow, MA 01028 * FAX 413/525-6405 * TEL. 413/525-2332

Project Location: Simsbury, CT
Sample Description:
Work Order: 21I1196

Date Received: 9/22/2021

Field Sample #: MW-101
Sampled: 9/22/2021 13:00

Sample ID: 21I1196-05

Sample Matrix: Ground Water

Petroleum Hydrocarbons Analyses

Analyte	Results	RL	Units	Dilution	Flag/Qual	Method	Date Prepared	Date/Time Analyzed	Analyst
CT ETPH	0.34	0.17	mg/L	1		CTDEP ETPH	9/23/21	9/28/21 16:25	SFM

Surrogates	% Recovery	Recovery Limits	Flag/Qual	
2-Fluorobiphenyl	78.8	50-150		9/28/21 16:25

con-test®
A Pace Analytical® Laboratory
39 Spruce Street * East Longmeadow, MA 01028 * FAX 413/525-6405 * TEL. 413/525-2332

Project Location: Simsbury, CT
Sample Description:
Work Order: 21I1196

Date Received: 9/22/2021

Field Sample #: DUP-1
Sampled: 9/22/2021 00:00

Sample ID: 21I1196-06

Sample Matrix: Ground Water

Petroleum Hydrocarbons Analyses

Analyte	Results	RL	Units	Dilution	Flag/Qual	Method	Date Prepared	Date/Time Analyzed	Analyst
CT ETPH	0.78	0.15	mg/L	1		CTDEP ETPH	9/23/21	9/28/21 16:45	SFM

Surrogates	% Recovery	Recovery Limits	Flag/Qual	
2-Fluorobiphenyl	66.7	50-150		9/28/21 16:45

con-test®
A Pace Analytical® Laboratory
39 Spruce Street * East Longmeadow, MA 01028 * FAX 413/525-6405 * TEL. 413/525-2332

Project Location: Simsbury, CT | Sample Description: | Work Order: 21I1196

Date Received: 9/22/2021

Field Sample #: TRIP BLANK | Sampled: 9/22/2021 00:00

Sample ID: 21I1196-07

Sample Matrix: Ground Water

Volatile Organic Compounds by GC/MS

Analyte	Results	RL	Units	Dilution	Flag/Qual	Method	Date Prepared	Date/Time Analyzed	Analyst
Acetone	ND	10	µg/L	1		SW-846 8260C-D	9/23/21	9/23/21 12:31	MFF
Acrylonitrile	ND	2.0	µg/L	1		SW-846 8260C-D	9/23/21	9/23/21 12:31	MFF
Benzene	ND	0.50	µg/L	1		SW-846 8260C-D	9/23/21	9/23/21 12:31	MFF
Bromobenzene	ND	0.50	µg/L	1		SW-846 8260C-D	9/23/21	9/23/21 12:31	MFF
Bromodichloromethane	ND	0.50	µg/L	1		SW-846 8260C-D	9/23/21	9/23/21 12:31	MFF
Bromoform	ND	0.50	µg/L	1		SW-846 8260C-D	9/23/21	9/23/21 12:31	MFF
Bromomethane	ND	2.0	µg/L	1		SW-846 8260C-D	9/23/21	9/23/21 12:31	MFF
2-Butanone (MEK)	ND	5.0	µg/L	1		SW-846 8260C-D	9/23/21	9/23/21 12:31	MFF
n-Butylbenzene	ND	1.0	µg/L	1		SW-846 8260C-D	9/23/21	9/23/21 12:31	MFF
sec-Butylbenzene	ND	1.0	µg/L	1		SW-846 8260C-D	9/23/21	9/23/21 12:31	MFF
tert-Butylbenzene	ND	1.0	µg/L	1		SW-846 8260C-D	9/23/21	9/23/21 12:31	MFF
Carbon Disulfide	ND	5.0	µg/L	1		SW-846 8260C-D	9/23/21	9/23/21 12:31	MFF
Carbon Tetrachloride	ND	0.50	µg/L	1		SW-846 8260C-D	9/23/21	9/23/21 12:31	MFF
Chlorobenzene	ND	0.50	µg/L	1		SW-846 8260C-D	9/23/21	9/23/21 12:31	MFF
Chlorodibromomethane	ND	0.50	µg/L	1		SW-846 8260C-D	9/23/21	9/23/21 12:31	MFF
Chloroethane	ND	0.50	µg/L	1		SW-846 8260C-D	9/23/21	9/23/21 12:31	MFF
Chloroform	ND	0.50	µg/L	1		SW-846 8260C-D	9/23/21	9/23/21 12:31	MFF
Chloromethane	ND	1.0	µg/L	1		SW-846 8260C-D	9/23/21	9/23/21 12:31	MFF
2-Chlorotoluene	ND	0.50	µg/L	1		SW-846 8260C-D	9/23/21	9/23/21 12:31	MFF
4-Chlorotoluene	ND	0.50	µg/L	1		SW-846 8260C-D	9/23/21	9/23/21 12:31	MFF
1,2-Dibromo-3-chloropropane (DBCP)	ND	1.0	µg/L	1		SW-846 8260C-D	9/23/21	9/23/21 12:31	MFF
1,2-Dibromoethane (EDB)	ND	0.50	µg/L	1		SW-846 8260C-D	9/23/21	9/23/21 12:31	MFF
Dibromomethane	ND	0.50	µg/L	1		SW-846 8260C-D	9/23/21	9/23/21 12:31	MFF
1,2-Dichlorobenzene	ND	0.50	µg/L	1		SW-846 8260C-D	9/23/21	9/23/21 12:31	MFF
1,3-Dichlorobenzene	ND	0.50	µg/L	1		SW-846 8260C-D	9/23/21	9/23/21 12:31	MFF
1,4-Dichlorobenzene	ND	0.50	µg/L	1		SW-846 8260C-D	9/23/21	9/23/21 12:31	MFF
trans-1,4-Dichloro-2-butene	ND	2.0	µg/L	1		SW-846 8260C-D	9/23/21	9/23/21 12:31	MFF
Dichlorodifluoromethane (Freon 12)	ND	0.50	µg/L	1		SW-846 8260C-D	9/23/21	9/23/21 12:31	MFF
1,1-Dichloroethane	ND	0.50	µg/L	1		SW-846 8260C-D	9/23/21	9/23/21 12:31	MFF
1,2-Dichloroethane	ND	0.50	µg/L	1		SW-846 8260C-D	9/23/21	9/23/21 12:31	MFF
1,1-Dichloroethylene	ND	0.50	µg/L	1		SW-846 8260C-D	9/23/21	9/23/21 12:31	MFF
cis-1,2-Dichloroethylene	ND	0.50	µg/L	1		SW-846 8260C-D	9/23/21	9/23/21 12:31	MFF
trans-1,2-Dichloroethylene	ND	1.0	µg/L	1		SW-846 8260C-D	9/23/21	9/23/21 12:31	MFF
1,2-Dichloropropane	ND	0.50	µg/L	1		SW-846 8260C-D	9/23/21	9/23/21 12:31	MFF
1,3-Dichloropropane	ND	0.50	µg/L	1		SW-846 8260C-D	9/23/21	9/23/21 12:31	MFF
2,2-Dichloropropane	ND	0.50	µg/L	1		SW-846 8260C-D	9/23/21	9/23/21 12:31	MFF
1,1-Dichloropropene	ND	0.50	µg/L	1		SW-846 8260C-D	9/23/21	9/23/21 12:31	MFF
cis-1,3-Dichloropropene	ND	0.50	µg/L	1		SW-846 8260C-D	9/23/21	9/23/21 12:31	MFF
trans-1,3-Dichloropropene	ND	0.50	µg/L	1		SW-846 8260C-D	9/23/21	9/23/21 12:31	MFF
Ethylbenzene	ND	0.50	µg/L	1		SW-846 8260C-D	9/23/21	9/23/21 12:31	MFF
Hexachlorobutadiene	ND	0.60	µg/L	1		SW-846 8260C-D	9/23/21	9/23/21 12:31	MFF
2-Hexanone (MBK)	ND	5.0	µg/L	1		SW-846 8260C-D	9/23/21	9/23/21 12:31	MFF
Isopropylbenzene (Cumene)	ND	0.50	µg/L	1		SW-846 8260C-D	9/23/21	9/23/21 12:31	MFF
p-Isopropyltoluene (p-Cymene)	ND	0.50	µg/L	1		SW-846 8260C-D	9/23/21	9/23/21 12:31	MFF

con-test®
A Pace Analytical® Laboratory
39 Spruce Street * East Longmeadow, MA 01028 * FAX 413/525-6405 * TEL. 413/525-2332

Project Location: Simsbury, CT | Sample Description: | Work Order: 21I1196

Date Received: 9/22/2021

Field Sample #: TRIP BLANK | Sampled: 9/22/2021 00:00

Sample ID: 21I1196-07

Sample Matrix: Ground Water

Volatile Organic Compounds by GC/MS

Analyte	Results	RL	Units	Dilution	Flag/Qual	Method	Date Prepared	Date/Time Analyzed	Analyst
Methyl tert-Butyl Ether (MTBE)	ND	0.50	µg/L	1		SW-846 8260C-D	9/23/21	9/23/21 12:31	MFF
Methylene Chloride	ND	5.0	µg/L	1		SW-846 8260C-D	9/23/21	9/23/21 12:31	MFF
4-Methyl-2-pentanone (MIBK)	ND	5.0	µg/L	1		SW-846 8260C-D	9/23/21	9/23/21 12:31	MFF
Naphthalene	ND	2.0	µg/L	1	L-03, V-05	SW-846 8260C-D	9/23/21	9/23/21 12:31	MFF
n-Propylbenzene	ND	1.0	µg/L	1		SW-846 8260C-D	9/23/21	9/23/21 12:31	MFF
Styrene	ND	1.0	µg/L	1		SW-846 8260C-D	9/23/21	9/23/21 12:31	MFF
1,1,1,2-Tetrachloroethane	ND	0.50	µg/L	1		SW-846 8260C-D	9/23/21	9/23/21 12:31	MFF
1,1,2,2-Tetrachloroethane	ND	0.50	µg/L	1		SW-846 8260C-D	9/23/21	9/23/21 12:31	MFF
Tetrachloroethylene	ND	1.0	µg/L	1		SW-846 8260C-D	9/23/21	9/23/21 12:31	MFF
Tetrahydrofuran	ND	10	µg/L	1		SW-846 8260C-D	9/23/21	9/23/21 12:31	MFF
Toluene	ND	1.0	µg/L	1		SW-846 8260C-D	9/23/21	9/23/21 12:31	MFF
1,2,3-Trichlorobenzene	ND	1.0	µg/L	1	V-05	SW-846 8260C-D	9/23/21	9/23/21 12:31	MFF
1,2,4-Trichlorobenzene	ND	0.50	µg/L	1		SW-846 8260C-D	9/23/21	9/23/21 12:31	MFF
1,1,1-Trichloroethane	ND	0.50	µg/L	1		SW-846 8260C-D	9/23/21	9/23/21 12:31	MFF
1,1,2-Trichloroethane	ND	0.50	µg/L	1		SW-846 8260C-D	9/23/21	9/23/21 12:31	MFF
Trichloroethylene	ND	1.0	µg/L	1		SW-846 8260C-D	9/23/21	9/23/21 12:31	MFF
Trichlorofluoromethane (Freon 11)	ND	2.0	µg/L	1		SW-846 8260C-D	9/23/21	9/23/21 12:31	MFF
1,2,3-Trichloropropane	ND	0.50	µg/L	1		SW-846 8260C-D	9/23/21	9/23/21 12:31	MFF
1,1,2-Trichloro-1,2,2-trifluoroethane (Freon 113)	ND	0.50	µg/L	1		SW-846 8260C-D	9/23/21	9/23/21 12:31	MFF
1,2,4-Trimethylbenzene	ND	0.50	µg/L	1		SW-846 8260C-D	9/23/21	9/23/21 12:31	MFF
1,3,5-Trimethylbenzene	ND	0.50	µg/L	1		SW-846 8260C-D	9/23/21	9/23/21 12:31	MFF
Vinyl Chloride	ND	1.0	µg/L	1		SW-846 8260C-D	9/23/21	9/23/21 12:31	MFF
m+p Xylene	ND	2.0	µg/L	1		SW-846 8260C-D	9/23/21	9/23/21 12:31	MFF
o-Xylene	ND	1.0	µg/L	1		SW-846 8260C-D	9/23/21	9/23/21 12:31	MFF

Surrogates	% Recovery	Recovery Limits	Flag/Qual	
1,2-Dichloroethane-d4	118	70-130		9/23/21 12:31
Toluene-d8	110	70-130		9/23/21 12:31
4-Bromofluorobenzene	101	70-130		9/23/21 12:31

con-test®
A Pace Analytical® Laboratory

39 Spruce Street * East Longmeadow, MA 01028 * FAX 413/525-6405 * TEL. 413/525-2332

Sample Extraction Data

Prep Method: SW-846 3510C **Analytical Method: CTDEP ETPH**

Lab Number [Field ID]	Batch	Initial [mL]	Final [mL]	Date
21I1196-02 [MW-4R]	B290860	1030	1.00	09/23/21
21I1196-03 [MW-6]	B290860	1060	1.00	09/23/21
21I1196-04 [MW-102]	B290860	1040	1.00	09/23/21
21I1196-05 [MW-101]	B290860	900	1.00	09/23/21
21I1196-06 [DUP-1]	B290860	1000	1.00	09/23/21

Prep Method: SW-846 5030B **Analytical Method: SW-846 8260C-D**

Lab Number [Field ID]	Batch	Initial [mL]	Final [mL]	Date
21I1196-02 [MW-4R]	B290868	5	5.00	09/23/21
21I1196-07 [TRIP BLANK]	B290868	5	5.00	09/23/21

Prep Method: SW-846 3510C **Analytical Method: SW-846 8270D-E**

Lab Number [Field ID]	Batch	Initial [mL]	Final [mL]	Date
21I1196-01 [CCA-3]	B291030	1020	1.00	09/23/21
21I1196-02 [MW-4R]	B291030	1040	1.00	09/23/21

con-test®
A Pace Analytical® Laboratory

39 Spruce Street * East Longmeadow, MA 01028 * FAX 413/525-6405 * TEL. 413/525-2332

QUALITY CONTROL

Volatile Organic Compounds by GC/MS - Quality Control

Analyte	Result	Reporting Limit	Units	Spike Level	Source Result	%REC	%REC Limits	RPD	RPD Limit	Notes
Batch B290868 - SW-846 5030B										
Blank (B290868-BLK1)				Prepared & Analyzed: 09/23/21						
Acetone	ND	10	µg/L							
Acrylonitrile	ND	2.0	µg/L							
Benzene	ND	0.50	µg/L							
Bromobenzene	ND	0.50	µg/L							
Bromodichloromethane	ND	0.50	µg/L							
Bromoform	ND	0.50	µg/L							
Bromomethane	ND	2.0	µg/L							
2-Butanone (MEK)	ND	5.0	µg/L							
n-Butylbenzene	ND	1.0	µg/L							
sec-Butylbenzene	ND	1.0	µg/L							
tert-Butylbenzene	ND	1.0	µg/L							
Carbon Disulfide	ND	5.0	µg/L							
Carbon Tetrachloride	ND	0.50	µg/L							
Chlorobenzene	ND	0.50	µg/L							
Chlorodibromomethane	ND	0.50	µg/L							
Chloroethane	ND	0.50	µg/L							
Chloroform	ND	0.50	µg/L							
Chloromethane	ND	0.60	µg/L							
2-Chlorotoluene	ND	0.50	µg/L							
4-Chlorotoluene	ND	0.50	µg/L							
1,2-Dibromo-3-chloropropane (DBCP)	ND	1.0	µg/L							
1,2-Dibromoethane (EDB)	ND	0.50	µg/L							
Dibromomethane	ND	0.50	µg/L							
1,2-Dichlorobenzene	ND	0.50	µg/L							
1,3-Dichlorobenzene	ND	0.50	µg/L							
1,4-Dichlorobenzene	ND	0.50	µg/L							
trans-1,4-Dichloro-2-butene	ND	2.0	µg/L							
Dichlorodifluoromethane (Freon 12)	ND	0.50	µg/L							
1,1-Dichloroethane	ND	0.50	µg/L							
1,2-Dichloroethane	ND	0.50	µg/L							
1,1-Dichloroethylene	ND	0.50	µg/L							
cis-1,2-Dichloroethylene	ND	0.50	µg/L							
trans-1,2-Dichloroethylene	ND	1.0	µg/L							
1,2-Dichloropropane	ND	0.50	µg/L							
1,3-Dichloropropane	ND	0.50	µg/L							
2,2-Dichloropropane	ND	0.50	µg/L							
1,1-Dichloropropene	ND	0.50	µg/L							
cis-1,3-Dichloropropene	ND	0.50	µg/L							
trans-1,3-Dichloropropene	ND	0.50	µg/L							
Ethylbenzene	ND	0.50	µg/L							
Hexachlorobutadiene	ND	0.60	µg/L							
2-Hexanone (MBK)	ND	5.0	µg/L							
Isopropylbenzene (Cumene)	ND	0.50	µg/L							
p-Isopropyltoluene (p-Cymene)	ND	0.50	µg/L							
Methyl tert-Butyl Ether (MTBE)	ND	0.50	µg/L							
Methylene Chloride	ND	5.0	µg/L							
4-Methyl-2-pentanone (MIBK)	ND	5.0	µg/L							
Naphthalene	ND	2.0	µg/L							L-03, V-05
n-Propylbenzene	ND	1.0	µg/L							
Styrene	ND	1.0	µg/L							
1,1,1,2-Tetrachloroethane	ND	0.50	µg/L							
1,1,2,2-Tetrachloroethane	ND	0.50	µg/L							

con-test®
A Pace Analytical® Laboratory

39 Spruce Street * East Longmeadow, MA 01028 * FAX 413/525-6405 * TEL. 413/525-2332

QUALITY CONTROL

Volatile Organic Compounds by GC/MS - Quality Control

Analyte	Result	Reporting Limit	Units	Spike Level	Source Result	%REC	%REC Limits	RPD	RPD Limit	Notes
Batch B290868 - SW-846 5030B										
Blank (B290868-BLK1)				Prepared & Analyzed: 09/23/21						
Tetrachloroethylene	ND	1.0	µg/L							
Tetrahydrofuran	ND	10	µg/L							
Toluene	ND	1.0	µg/L							
1,2,3-Trichlorobenzene	ND	1.0	µg/L							V-05
1,2,4-Trichlorobenzene	ND	0.50	µg/L							
1,1,1-Trichloroethane	ND	0.50	µg/L							
1,1,2-Trichloroethane	ND	0.50	µg/L							
Trichloroethylene	ND	1.0	µg/L							
Trichlorofluoromethane (Freon 11)	ND	2.0	µg/L							
1,2,3-Trichloropropane	ND	0.50	µg/L							
1,1,2-Trichloro-1,2,2-trifluoroethane (Freon 113)	ND	0.50	µg/L							
1,2,4-Trimethylbenzene	ND	0.50	µg/L							
1,3,5-Trimethylbenzene	ND	0.50	µg/L							
Vinyl Chloride	ND	1.0	µg/L							
m+p Xylene	ND	2.0	µg/L							
o-Xylene	ND	1.0	µg/L							
Surrogate: 1,2-Dichloroethane-d4	*30.2*		µg/L	25.0		121	70-130			
Surrogate: Toluene-d8	*27.6*		µg/L	25.0		110	70-130			
Surrogate: 4-Bromofluorobenzene	*26.4*		µg/L	25.0		106	70-130			
LCS (B290868-BS1)				Prepared & Analyzed: 09/23/21						
Acetone	108	10	µg/L	100		108	40-160			
Acrylonitrile	9.17	2.0	µg/L	10.0		91.7	70-130			
Benzene	10.2	0.50	µg/L	10.0		102	70-130			
Bromobenzene	10.2	0.50	µg/L	10.0		102	70-130			
Bromodichloromethane	11.6	0.50	µg/L	10.0		116	70-130			
Bromoform	11.3	0.50	µg/L	10.0		113	70-130			
Bromomethane	11.3	2.0	µg/L	10.0		113	40-160			
2-Butanone (MEK)	101	5.0	µg/L	100		101	40-160			
n-Butylbenzene	9.76	1.0	µg/L	10.0		97.6	70-130			
sec-Butylbenzene	10.5	1.0	µg/L	10.0		105	70-130			
tert-Butylbenzene	10.8	1.0	µg/L	10.0		108	70-130			
Carbon Disulfide	99.5	5.0	µg/L	100		99.5	70-130			
Carbon Tetrachloride	11.5	0.50	µg/L	10.0		115	70-130			
Chlorobenzene	10.9	0.50	µg/L	10.0		109	70-130			
Chlorodibromomethane	11.4	0.50	µg/L	10.0		114	40-160			
Chloroethane	11.9	0.50	µg/L	10.0		119	70-130			
Chloroform	10.7	0.50	µg/L	10.0		107	70-130			
Chloromethane	11.0	0.60	µg/L	10.0		110	40-160			
2-Chlorotoluene	10.4	0.50	µg/L	10.0		104	70-130			
4-Chlorotoluene	10.9	0.50	µg/L	10.0		109	70-130			
1,2-Dibromo-3-chloropropane (DBCP)	10.7	1.0	µg/L	10.0		107	70-130			
1,2-Dibromoethane (EDB)	10.4	0.50	µg/L	10.0		104	70-130			
Dibromomethane	10.5	0.50	µg/L	10.0		105	70-130			
1,2-Dichlorobenzene	10.8	0.50	µg/L	10.0		108	70-130			
1,3-Dichlorobenzene	10.8	0.50	µg/L	10.0		108	70-130			
1,4-Dichlorobenzene	10.3	0.50	µg/L	10.0		103	70-130			
trans-1,4-Dichloro-2-butene	11.8	2.0	µg/L	10.0		118	70-130			V-20
Dichlorodifluoromethane (Freon 12)	11.0	0.50	µg/L	10.0		110	40-160			
1,1-Dichloroethane	10.6	0.50	µg/L	10.0		106	70-130			
1,2-Dichloroethane	12.0	0.50	µg/L	10.0		120	70-130			
1,1-Dichloroethylene	10.8	0.50	µg/L	10.0		108	70-130			

con-test®
A Pace Analytical® Laboratory

39 Spruce Street * East Longmeadow, MA 01028 * FAX 413/525-6405 * TEL. 413/525-2332

QUALITY CONTROL

Volatile Organic Compounds by GC/MS - Quality Control

Analyte	Result	Reporting Limit	Units	Spike Level	Source Result	%REC		%REC Limits	RPD	RPD Limit	Notes
Batch B290868 - SW-846 5030B											
LCS (B290868-BS1)				Prepared & Analyzed: 09/23/21							
cis-1,2-Dichloroethylene	10.7	0.50	µg/L	10.0		107		70-130			
trans-1,2-Dichloroethylene	9.83	1.0	µg/L	10.0		98.3		70-130			
1,2-Dichloropropane	10.8	0.50	µg/L	10.0		108		70-130			
1,3-Dichloropropane	10.6	0.50	µg/L	10.0		106		70-130			
2,2-Dichloropropane	11.1	0.50	µg/L	10.0		111		70-130			
1,1-Dichloropropene	10.9	0.50	µg/L	10.0		109		70-130			
cis-1,3-Dichloropropene	11.5	0.50	µg/L	10.0		115		70-130			
trans-1,3-Dichloropropene	11.1	0.50	µg/L	10.0		111		70-130			
Ethylbenzene	10.6	0.50	µg/L	10.0		106		70-130			
Hexachlorobutadiene	11.5	0.60	µg/L	10.0		115		40-160			
2-Hexanone (MBK)	102	5.0	µg/L	100		102		70-130			
Isopropylbenzene (Cumene)	11.0	0.50	µg/L	10.0		110		70-130			
p-Isopropyltoluene (p-Cymene)	10.6	0.50	µg/L	10.0		106		70-130			
Methyl tert-Butyl Ether (MTBE)	10.3	0.50	µg/L	10.0		103		70-130			
Methylene Chloride	10.4	5.0	µg/L	10.0		104		70-130			
4-Methyl-2-pentanone (MIBK)	106	5.0	µg/L	100		106		40-160			
Naphthalene	6.33	2.0	µg/L	10.0		**63.3**	*	70-130			L-03, V-05
n-Propylbenzene	10.3	1.0	µg/L	10.0		103		70-130			
Styrene	11.4	1.0	µg/L	10.0		114		70-130			
1,1,1,2-Tetrachloroethane	12.1	0.50	µg/L	10.0		121		70-130			
1,1,2,2-Tetrachloroethane	11.0	0.50	µg/L	10.0		110		70-130			
Tetrachloroethylene	11.4	1.0	µg/L	10.0		114		70-130			
Tetrahydrofuran	9.71	10	µg/L	10.0		97.1		70-130			
Toluene	11.0	1.0	µg/L	10.0		110		70-130			
1,2,3-Trichlorobenzene	8.05	1.0	µg/L	10.0		80.5		70-130			V-05
1,2,4-Trichlorobenzene	8.38	0.50	µg/L	10.0		83.8		70-130			
1,1,1-Trichloroethane	11.3	0.50	µg/L	10.0		113		70-130			
1,1,2-Trichloroethane	11.2	0.50	µg/L	10.0		112		70-130			
Trichloroethylene	11.4	1.0	µg/L	10.0		114		70-130			
Trichlorofluoromethane (Freon 11)	11.1	2.0	µg/L	10.0		111		40-160			
1,2,3-Trichloropropane	10.0	0.50	µg/L	10.0		100		70-130			
1,1,2-Trichloro-1,2,2-trifluoroethane (Freon 113)	10.1	0.50	µg/L	10.0		101		70-130			
1,2,4-Trimethylbenzene	10.2	0.50	µg/L	10.0		102		70-130			
1,3,5-Trimethylbenzene	10.9	0.50	µg/L	10.0		109		70-130			
Vinyl Chloride	11.2	1.0	µg/L	10.0		112		70-130			
m+p Xylene	21.7	2.0	µg/L	20.0		109		70-130			
o-Xylene	11.3	1.0	µg/L	10.0		113		70-130			
Surrogate: 1,2-Dichloroethane-d4	*29.0*		µg/L	25.0		116		70-130			
Surrogate: Toluene-d8	*27.6*		µg/L	25.0		110		70-130			
Surrogate: 4-Bromofluorobenzene	*27.0*		µg/L	25.0		108		70-130			

con-test®
A Pace Analytical® Laboratory

39 Spruce Street * East Longmeadow, MA 01028 * FAX 413/525-6405 * TEL. 413/525-2332

QUALITY CONTROL

Semivolatile Organic Compounds by GC/MS - Quality Control

Analyte	Result	Reporting Limit	Units	Spike Level	Source Result	%REC	%REC Limits	RPD	RPD Limit	Notes
Batch B291030 - SW-846 3510C										
Blank (B291030-BLK1)				Prepared: 09/23/21 Analyzed: 09/27/21						
Acenaphthene (SIM)	ND	0.30	µg/L							
Acenaphthylene (SIM)	ND	0.20	µg/L							
Anthracene (SIM)	ND	0.20	µg/L							
Benzo(a)anthracene (SIM)	ND	0.050	µg/L							
Benzo(a)pyrene (SIM)	ND	0.10	µg/L							
Benzo(b)fluoranthene (SIM)	ND	0.050	µg/L							
Benzo(g,h,i)perylene (SIM)	ND	0.50	µg/L							
Benzo(k)fluoranthene (SIM)	ND	0.20	µg/L							
Chrysene (SIM)	ND	0.20	µg/L							
Dibenz(a,h)anthracene (SIM)	ND	0.10	µg/L							
Fluoranthene (SIM)	ND	0.50	µg/L							
Fluorene (SIM)	ND	1.0	µg/L							
Indeno(1,2,3-cd)pyrene (SIM)	ND	0.10	µg/L							
2-Methylnaphthalene (SIM)	ND	1.0	µg/L							
Naphthalene (SIM)	ND	1.0	µg/L							
Phenanthrene (SIM)	ND	0.050	µg/L							
Pyrene (SIM)	ND	1.0	µg/L							
Surrogate: Nitrobenzene-d5	*61.9*		µg/L	100		61.9	30-130			
Surrogate: 2-Fluorobiphenyl	*56.6*		µg/L	100		56.6	30-130			
Surrogate: p-Terphenyl-d14	*73.0*		µg/L	100		73.0	30-130			
LCS (B291030-BS1)				Prepared: 09/23/21 Analyzed: 09/27/21						
Acenaphthene (SIM)	35.2	6.0	µg/L	50.0		70.3	40-140			
Acenaphthylene (SIM)	36.9	4.0	µg/L	50.0		73.8	40-140			
Anthracene (SIM)	41.8	4.0	µg/L	50.0		83.6	40-140			
Benzo(a)anthracene (SIM)	40.3	1.0	µg/L	50.0		80.5	40-140			
Benzo(a)pyrene (SIM)	45.0	2.0	µg/L	50.0		90.0	40-140			
Benzo(b)fluoranthene (SIM)	45.6	1.0	µg/L	50.0		91.3	40-140			
Benzo(g,h,i)perylene (SIM)	44.0	10	µg/L	50.0		88.0	40-140			
Benzo(k)fluoranthene (SIM)	44.2	4.0	µg/L	50.0		88.4	40-140			
Chrysene (SIM)	39.6	4.0	µg/L	50.0		79.2	40-140			
Dibenz(a,h)anthracene (SIM)	43.8	2.0	µg/L	50.0		87.6	40-140			
Fluoranthene (SIM)	39.3	10	µg/L	50.0		78.7	40-140			
Fluorene (SIM)	38.6	20	µg/L	50.0		77.2	40-140			
Indeno(1,2,3-cd)pyrene (SIM)	46.4	2.0	µg/L	50.0		92.8	40-140			
2-Methylnaphthalene (SIM)	36.2	20	µg/L	50.0		72.5	40-140			
Naphthalene (SIM)	30.8	20	µg/L	50.0		61.7	40-140			
Phenanthrene (SIM)	39.3	1.0	µg/L	50.0		78.6	40-140			
Pyrene (SIM)	39.8	20	µg/L	50.0		79.6	40-140			
Surrogate: Nitrobenzene-d5	*69.9*		µg/L	100		69.9	30-130			
Surrogate: 2-Fluorobiphenyl	*72.1*		µg/L	100		72.1	30-130			
Surrogate: p-Terphenyl-d14	*75.6*		µg/L	100		75.6	30-130			

con-test®
A Pace Analytical® Laboratory

39 Spruce Street * East Longmeadow, MA 01028 * FAX 413/525-6405 * TEL. 413/525-2332

QUALITY CONTROL

Semivolatile Organic Compounds by GC/MS - Quality Control

Analyte	Result	Reporting Limit	Units	Spike Level	Source Result	%REC	%REC Limits	RPD	RPD Limit	Notes
Batch B291030 - SW-846 3510C										
LCS Dup (B291030-BSD1)				Prepared: 09/23/21 Analyzed: 09/27/21						
Acenaphthene (SIM)	33.1	6.0	µg/L	50.0		66.1	40-140	6.16	20	
Acenaphthylene (SIM)	34.8	4.0	µg/L	50.0		69.6	40-140	5.86	20	
Anthracene (SIM)	38.0	4.0	µg/L	50.0		76.0	40-140	9.58	20	
Benzo(a)anthracene (SIM)	36.4	1.0	µg/L	50.0		72.7	40-140	10.2	20	
Benzo(a)pyrene (SIM)	40.6	2.0	µg/L	50.0		81.1	40-140	10.3	20	
Benzo(b)fluoranthene (SIM)	40.9	1.0	µg/L	50.0		81.8	40-140	11.0	20	
Benzo(g,h,i)perylene (SIM)	39.4	10	µg/L	50.0		78.8	40-140	11.0	20	
Benzo(k)fluoranthene (SIM)	39.9	4.0	µg/L	50.0		79.8	40-140	10.2	20	
Chrysene (SIM)	36.0	4.0	µg/L	50.0		72.0	40-140	9.63	20	
Dibenz(a,h)anthracene (SIM)	39.4	2.0	µg/L	50.0		78.9	40-140	10.5	20	
Fluoranthene (SIM)	35.7	10	µg/L	50.0		71.4	40-140	9.65	20	
Fluorene (SIM)	36.0	20	µg/L	50.0		72.0	40-140	6.86	20	
Indeno(1,2,3-cd)pyrene (SIM)	41.6	2.0	µg/L	50.0		83.1	40-140	11.0	20	
2-Methylnaphthalene (SIM)	35.3	20	µg/L	50.0		70.6	40-140	2.68	20	
Naphthalene (SIM)	29.5	20	µg/L	50.0		59.0	40-140	4.44	20	
Phenanthrene (SIM)	35.8	1.0	µg/L	50.0		71.6	40-140	9.32	20	
Pyrene (SIM)	35.9	20	µg/L	50.0		71.8	40-140	10.4	20	
Surrogate: Nitrobenzene-d5	*68.1*		µg/L	100		68.1	30-130			
Surrogate: 2-Fluorobiphenyl	*66.7*		µg/L	100		66.7	30-130			
Surrogate: p-Terphenyl-d14	*69.4*		µg/L	100		69.4	30-130			

con-test®
A Pace Analytical® Laboratory

39 Spruce Street * East Longmeadow, MA 01028 * FAX 413/525-6405 * TEL. 413/525-2332

QUALITY CONTROL

Petroleum Hydrocarbons Analyses - Quality Control

Analyte	Result	Reporting Limit	Units	Spike Level	Source Result	%REC	%REC Limits	RPD	RPD Limit	Notes
Batch B290860 - SW-846 3510C										
Blank (B290860-BLK1)				Prepared: 09/23/21 Analyzed: 09/28/21						
CT ETPH	ND	0.15	mg/L							
Surrogate: 2-Fluorobiphenyl	*0.0744*		mg/L	0.100		74.4	50-150			
LCS (B290860-BS1)				Prepared: 09/23/21 Analyzed: 09/28/21						
CT ETPH	0.725	0.15	mg/L	1.00		72.5	60-120			
Surrogate: 2-Fluorobiphenyl	*0.0733*		mg/L	0.100		73.3	50-150			
LCS Dup (B290860-BSD1)				Prepared: 09/23/21 Analyzed: 09/28/21						
CT ETPH	0.738	0.15	mg/L	1.00		73.8	60-120	1.78	30	
Surrogate: 2-Fluorobiphenyl	*0.0763*		mg/L	0.100		76.3	50-150			

con-test®
A Pace Analytical® Laboratory

39 Spruce Street * East Longmeadow, MA 01028 * FAX 413/525-6405 * TEL. 413/525-2332

FLAG/QUALIFIER SUMMARY

*	QC result is outside of established limits.
†	Wide recovery limits established for difficult compound.
‡	Wide RPD limits established for difficult compound.
#	Data exceeded client recommended or regulatory level
ND	Not Detected
RL	Reporting Limit is at the level of quantitation (LOQ)
DL	Detection Limit is the lower limit of detection determined by the MDL study
MCL	Maximum Contaminant Level
	Percent recoveries and relative percent differences (RPDs) are determined by the software using values in the calculation which have not been rounded.
	No results have been blank subtracted unless specified in the case narrative section.
L-03	Laboratory fortified blank/laboratory control sample recovery is outside of control limits. Reported value for this compound is likely to be biased on the low side.
RL-12	Elevated reporting limit due to matrix interference.
V-05	Continuing calibration verification (CCV) did not meet method specifications and was biased on the low side for this compound.
V-20	Continuing calibration verification (CCV) did not meet method specifications and was biased on the high side. Data validation is not affected since sample result was "not detected" for this compound.

con-test®
A Pace Analytical® Laboratory

39 Spruce Street * East Longmeadow, MA 01028 * FAX 413/525-6405 * TEL. 413/525-2332

CERTIFICATIONS

Certified Analyses included in this Report

Analyte	Certifications
CTDEP ETPH in Water	
CT ETPH	CT
SW-846 8260C-D in Water	
Acetone	CT,NH,NY,ME
Acrylonitrile	CT,NY,ME
Benzene	CT,NH,NY,ME
Bromobenzene	NY
Bromodichloromethane	CT,NH,NY,ME
Bromoform	CT,NH,NY,ME
Bromomethane	CT,NH,NY,ME
2-Butanone (MEK)	CT,NH,NY,ME
n-Butylbenzene	NY,ME
sec-Butylbenzene	NY,ME
tert-Butylbenzene	NY,ME
Carbon Disulfide	CT,NH,NY,ME
Carbon Tetrachloride	CT,NH,NY,ME
Chlorobenzene	CT,NH,NY,ME
Chlorodibromomethane	CT,NH,NY,ME
Chloroethane	CT,NH,NY,ME
Chloroform	CT,NH,NY,ME
Chloromethane	CT,NH,NY,ME
2-Chlorotoluene	NY,ME
4-Chlorotoluene	NY,ME
1,2-Dibromo-3-chloropropane (DBCP)	NY
1,2-Dibromoethane (EDB)	NY
Dibromomethane	NH,NY,ME
1,2-Dichlorobenzene	CT,NY,ME
1,3-Dichlorobenzene	CT,NH,NY,ME
1,4-Dichlorobenzene	CT,NH,NY,ME
trans-1,4-Dichloro-2-butene	NH,NY,ME
Dichlorodifluoromethane (Freon 12)	NH,NY,ME
1,1-Dichloroethane	CT,NH,NY,ME
1,2-Dichloroethane	CT,NH,NY,ME
1,1-Dichloroethylene	CT,NH,NY,ME
cis-1,2-Dichloroethylene	NY,ME
trans-1,2-Dichloroethylene	CT,NH,NY,ME
1,2-Dichloropropane	CT,NH,NY,ME
1,3-Dichloropropane	NY,ME
2,2-Dichloropropane	NH,NY,ME
1,1-Dichloropropene	NH,NY,ME
cis-1,3-Dichloropropene	CT,NH,NY,ME
trans-1,3-Dichloropropene	CT,NH,NY,ME
Ethylbenzene	CT,NH,NY,ME
Hexachlorobutadiene	CT,NH,NY,ME
2-Hexanone (MBK)	CT,NH,NY,ME
Isopropylbenzene (Cumene)	NY,ME
p-Isopropyltoluene (p-Cymene)	CT,NH,NY,ME

con-test®
A Pace Analytical® Laboratory

39 Spruce Street * East Longmeadow, MA 01028 * FAX 413/525-6405 * TEL. 413/525-2332

CERTIFICATIONS

Certified Analyses included in this Report

Analyte	Certifications
SW-846 8260C-D in Water	
Methyl tert-Butyl Ether (MTBE)	CT,NH,NY,ME
Methylene Chloride	CT,NH,NY,ME
4-Methyl-2-pentanone (MIBK)	CT,NH,NY,ME
Naphthalene	NH,NY,ME
n-Propylbenzene	CT,NH,NY,ME
Styrene	CT,NH,NY,ME
1,1,1,2-Tetrachloroethane	CT,NH,NY,ME
1,1,2,2-Tetrachloroethane	CT,NH,NY,ME
Tetrachloroethylene	CT,NH,NY,ME
Toluene	CT,NH,NY,ME
1,2,3-Trichlorobenzene	NH,NY,ME
1,2,4-Trichlorobenzene	CT,NH,NY,ME
1,1,1-Trichloroethane	CT,NH,NY,ME
1,1,2-Trichloroethane	CT,NH,NY,ME
Trichloroethylene	CT,NH,NY,ME
Trichlorofluoromethane (Freon 11)	CT,NH,NY,ME
1,2,3-Trichloropropane	NH,NY,ME
1,1,2-Trichloro-1,2,2-trifluoroethane (Freon 113)	NY
1,2,4-Trimethylbenzene	NY,ME
1,3,5-Trimethylbenzene	NY,ME
Vinyl Chloride	CT,NH,NY,ME
m+p Xylene	NH,NY,ME
o-Xylene	NH,NY,ME

Con-Test, a Pace Environmental Laboratory, operates under the following certifications and accreditations:

Code	Description	Number	Expires
AIHA	AIHA-LAP, LLC - ISO17025:2017	100033	03/1/2022
MA	Massachusetts DEP	M-MA100	06/30/2022
CT	Connecticut Department of Publilc Health	PH-0165	12/31/2022
NY	New York State Department of Health	10899 NELAP	04/1/2022
NH-S	New Hampshire Environmental Lab	2516 NELAP	02/5/2022
RI	Rhode Island Department of Health	LAO00112	12/30/2021
NC	North Carolina Div. of Water Quality	652	12/31/2021
NJ	New Jersey DEP	MA007 NELAP	06/30/2022
FL	Florida Department of Health	E871027 NELAP	06/30/2022
VT	Vermont Department of Health Lead Laboratory	LL720741	07/30/2022
ME	State of Maine	MA00100	06/9/2023
VA	Commonwealth of Virginia	460217	12/14/2021
NH-P	New Hampshire Environmental Lab	2557 NELAP	09/6/2022
VT-DW	Vermont Department of Health Drinking Water	VT-255716	06/12/2022
NC-DW	North Carolina Department of Health	25703	07/31/2022
PA	Commonwealth of Pennsylvania DEP	68-05812	06/30/2022
MI	Dept. of Env, Great Lakes, and Energy	9100	09/6/2022

21I1196

con-test ANALYTICAL LABORATORY

Phone: 413-525-2332
Fax: 413-525-6405
Email: info@contestlabs.com

http://www.contestlabs.com

Doc # 381 Rev 0 5 8 2015

CHAIN OF CUSTODY RECORD

39 Spruce Street
East Longmeadow, MA 01028

Company Name:	Weston & Sampson - (for Eversource Energy)
Address:	712 Brook Street, Rocky Hill, CT 06067
Phone:	(860) 513-1473
Project Name:	Simsbury AWC
Project Location:	Simsbury, CT
Project Number:	Client PO = 11003487
Project Manager:	Laura Yellen
Con-Test Bid:	n/a
Invoice Recipient:	Eversource (Lynn Willey)
Sampled By:	Will Sirotnak

Requested Turnaround Time
7-Day ☐ 10-Day ☐
Other: ☐ 5-7 Bus. Days ☑

Rush-Approval Required
1-Day ☐ 3-Day ☐
2-Day ☐ 4-Day ☐

Data Delivery
Format: PDF ☑ EXCEL ☑
Other:
Enhanced Data Package Required: ☐
Email To: yelleni@wseinc.com
Fax To #: willsonj@wseinc.com

Con-Test Work Order#	Client Sample ID / Description	Beginning Date/Time	Ending Date/Time	Composite	Grab	[1]Matrix Code	Conc Code	VOCs (8260)	PAHs *1	CT ETPH	VPH (Hold for reactivation)	EPH (Hold for reactivation)
								3	2	2		
								H	I	I		
								V	A	A		
1	CCA-3	9/22/21	1000		X	GW	U		X			
2	MW-4R		1040					X	X	X	X	X
3	MW-6		1140							X	X	X
4	MW-102		1220							X		
5	MW-101		1300							X	X	X
6	Dup-1		—							X		
7	Trip BLANK		—					X				

ANALYSIS REQUESTED

# of Containers
[2] Preservation Code
[3] Container Code

Dissolved Metals Samples
○ Field Filtered
○ Lab to Filter

Orthophosphate Samples
○ Field Filtered
○ Lab to Filter

Comments: (1) Please bill Eversource directly - Send invoice and results to lynn.e.willey@eversource.com

*1 - Run all PAH samples using SIM method at low detection limits. Eversource PO# 11003487

Please use the following codes to indicate possible sample concentration within the **Conc Code** column above:
H - High; M - Medium; L - Low; C - Clean; U - Unknown

[1] **Matrix Codes:**
GW = Ground Water
WW = Waste Water
DW = Drinking Water
A = Air
S = Soil/Solid
SL = Sludge
O = Other (please define)

[2] **Preservation Codes:**
I = Iced
H = HCL
M = Methanol
N = Nitric Acid
S = Sulfuric Acid
B = Sodium Bisulfate
X = Sodium Hydroxide
T = Sodium Thiosulfate
O = Other (please define)

[3] **Container Codes:**
A = Amber Glass
G = Glass
P = Plastic
ST = Sterile
V = Vial
S = Summa Canister
T = Tedlar Bag
O = Other (please define)

Relinquished by: (signature)	Date/Time: 9/22/21
Received by: (signature)	Date/Time: 9/22/21 1025
Relinquished by: (signature)	Date/Time: 9/22/21 1900
Received by: (signature)	Date/Time: 9/22/2021
Relinquished by: (signature)	Date/Time:
Received by: (signature)	Date/Time:

Detection Limit Requirements
MA
CT — CTDEEP RSRs (includes RES DEC & GA PMC)
Other:

Program Information
○ MCP Analytical Certification Form Required
● RCP Analysis Certification Form Required
○ MA State DW Form Required
PWSID # _____

NELAC and AIHA-LAP, LLC Accredited

TURNAROUND TIME (BUSINESS DAYS) STARTS AT 9:00 AM THE DAY AFTER SAMPLE RECEIPT UNLESS THERE ARE QUESTIONS ON THIS CHAIN. IF THIS FORM IS NOT FILLED OUT COMPLETELY OR IS INCORRECT, TURNAROUND TIME CANNOT START UNTIL ALL QUESTIONS HAVE BEEN ANSWERED.

PLEASE BE CAREFUL NOT TO CONTAMINATE THIS DOCUMENT

Table of Contents

I Have Not Confirmed Sample Container Numbers With Lab Staff Before Relinquishing Over Samples_____

con-test® ANALYTICAL LABORATORY

Doc# 277 Rev 5 2017

Login Sample Receipt Checklist - (Rejection Criteria Listing - Using Acceptance Policy) Any False Statement will be brought to the attention of the Client - State True or False

Client WES

Received By GH Date 9/22/21 Time 1900

How were the samples received? In Cooler T No Cooler _____ On Ice T No Ice _____

Direct from Sampling _____ Ambient _____ Melted Ice _____

Were samples within Temperature? 2-6°C T By Gun # 2 Actual Temp - 2.0, 4.0

By Blank # _____ Actual Temp - _____

Was Custody Seal Intact? NA Were Samples Tampered with? NA

Was COC Relinquished ? T Does Chain Agree With Samples? T

Are there broken/leaking/loose caps on any samples? F

Is COC in ink/ Legible? T Were samples received within holding time? T

Did COC include all pertinent Information? Client T Analysis T Sampler Name T

Project T ID's T Collection Dates/Times T

Are Sample labels filled out and legible? T

Are there Lab to Filters? F Who was notified? _____

Are there Rushes? F Who was notified? _____

Are there Short Holds? F Who was notified? _____

Is there enough Volume? T

Is there Headspace where applicable? T MS/MSD? F

Proper Media/Containers Used? T Is splitting samples required? F

Were trip blanks received? T On COC? T

Do all samples have the proper pH? Acid T Base _____

Vials	#	Containers:	#		#		#
Unp-		1 Liter Amb.	20	1 Liter Plastic		16 oz Amb.	
HCL-	10	500 mL Amb.		500 mL Plastic		8oz Amb/Clear	
Meoh-		250 mL Amb.		250 mL Plastic		4oz Amb/Clear	
Bisulfate-		Flashpoint		Col./Bacteria		2oz Amb/Clear	
DI-		Other Glass		Other Plastic		Encore	
Thiosulfate-		SOC Kit		Plastic Bag		Frozen:	
Sulfuric-		Perchlorate		Ziplock			

Unused Media

Vials	#	Containers:	#		#		#
Unp-		1 Liter Amb.		1 Liter Plastic		16 oz Amb.	
HCL-		500 mL Amb.		500 mL Plastic		8oz Amb/Clear	
Meoh-		250 mL Amb.		250 mL Plastic		4oz Amb/Clear	
Bisulfate-		Col./Bacteria		Flashpoint		2oz Amb/Clear	
DI-		Other Plastic		Other Glass		Encore	
Thiosulfate-		SOC Kit		Plastic Bag		Frozen:	
Sulfuric-		Perchlorate		Ziplock			

Comments:

C:\MSDChem\4\DATA\D092821\D21F271006.D

CT ETPH Discrimination Check

Data File Name D21F271006.D
Data File Path C:\MSDChem\4\DATA\D092821\
Operator RDD
Date Acquired 9/28/1921 12:03
Acq. Method File EPH11D.M
Sample Name ETPH 1500
Instrument Name GCFID4

Name	Ret Time	Target Response	Average Response	*%D+/-20
C-9	1.60	7356884	8496865	13
C-10	2.27	7607610	8496865	10
C-12	3.23	7813281	8496865	8
C-14	3.95	8069133	8496865	5
C-16	4.57	8308306	8496865	2
C-18	5.13	8807122	8496865	-4
C-20	5.75	8642147	8496865	-2
C-22	6.52	8774715	8496865	-3
C-24	7.37	8946714	8496865	-5
C-26	8.17	8999931	8496865	-6
C-28	8.92	9042743	8496865	-6
C-30	9.60	8963177	8496865	-5
C-32	10.24	8800188	8496865	-4
C-34	10.84	8789624	8496865	-3
C-36	11.40	8531400	8496865	0

Samples
21I1180-01
21I1180-02
21I1180-03
21I1180-04
21I1196-03
21I1196-04
21I1196-02
21I1196-05
21I1196-06

*One compound allowed %D</=50

REASONABLE CONFIDENCE PROTOCOL
LABORATORY ANALYSIS QA/QC CERTIFICATION FORM

Laboratory Name: Con-Test, a Pace Analytical Laboratory

Client: Weston & Sampson

Project Location: Simsbury, CT

Project Number: 21I1196

Laboratory Sample ID(s):
21I1196-01 thru 21I1196-07

Sample Date(s):
09/22/2021

List RCP Methods Used:
CTDEP ETPH, SW-846 8260C-D, SW-846 8270D-E

1	For each analytical method referenced in this laboratory report package, were all specified QA/QC performance criteria followed, including the requirement to explain any criteria falling outside of acceptable guidelines, as specified in the CTDEP method-specific Reasonable Confidence Protocol documents?	☑ Yes ☐ No
1A	Were the method specified preservation and holding time requirements met?	☑ Yes ☐ No
1B	VPH and EPH Methods only: Was the VPH and EPH method conducted without significant modifications (see Section 11.3 of respective RCP methods)?	☐ Yes ☐ No ☑ N/A
2	Were all samples received by the laboratory in a condition consistent with that described on the associated chain-of-custody document(s)?	☑ Yes ☐ No
3	Were samples received at an appropriate temperature (< 6 degrees C.)?	☑ Yes ☐ No ☐ N/A
4	Were all QA/QC performance criteria specified in the CTDEP Reasonable Confidence Protocol documents achieved?	☐ Yes ☑ No
5A	Were reporting limits specified or referenced on the chain-of-custody?	☑ Yes ☐ No
5B	Were these reporting limits met?	☐ Yes ☑ No
6	For each analytical method referenced in this laboratory report package, were results reported for all constituents identified in the method-specific analyte lists presented in the Reasonable Confidence Protocol documents?	☐ Yes ☑ No
7	Are project-specific matrix spikes and laboratory duplicates included in this data set?	☐ Yes ☑ No

Notes: For all questions to which the response was "No" (with the exception of question #7), additional information must be provided in an attached narrative. If the answer to question #1, #1A, or #1B is "No", the data package does not meet the requirements for "Reasonable Confidence."
This form may not be altered and all questions must be answered.

Lisa A. Worthington

I, the undersigned, attest under the pains and penalties of perjury that, to the best of my knowledge and belief and based upon my personal inquiry of those responsible for providing the information contained in this analytical report, such information is accurate and complete.

Authorized Signature: Lisa Worthington **Position:** **Technical Representative**

Printed Name: **Lisa A. Worthington** **Date:** **09/29/21**

Name of Laboratory: **Con-Test, a Pace Analytical Laboratory**

This certification form is to be used for RCP methods only.

con-test®
A Pace Analytical® Laboratory

39 Spruce Street * East Longmeadow, MA 01028 * FAX 413/525-6405 * TEL. 413/525-2332

January 10, 2022

Laura Yellen
Weston & Sampson
712 Brook Street, Suite 103
Rocky Hill, CT 06067

Project Location: Simsbury, CT
Client Job Number:
Project Number: 2180209
Laboratory Work Order Number: 21L1949

Enclosed are results of analyses for samples as received by the laboratory on December 29, 2021. If you have any questions concerning this report, please feel free to contact me.

Sincerely,



Kerry K. McGee
Project Manager

Table of Contents

Sample Summary 3

Case Narrative 4

Sample Results 5

21L1949-01 5

21L1949-02 6

21L1949-03 7

21L1949-04 10

21L1949-05 11

21L1949-06 13

21L1949-07 15

21L1949-08 17

Sample Preparation Information 19

QC Data 20

Volatile Organic Compounds by GC/MS 20

B298058 20

Semivolatile Organic Compounds by GC/MS 23

B298328 23

Polychlorinated Biphenyls By GC/ECD 25

B298266 25

Petroleum Hydrocarbons Analyses 26

B298260 26

Dual Column RPD Report 27

Flag/Qualifier Summary 29

Certifications 30

Chain of Custody/Sample Receipt 33

con-test®
A Pace Analytical® Laboratory

39 Spruce Street * East Longmeadow, MA 01028 * FAX 413/525-6405 * TEL. 413/525-2332

Weston & Sampson
712 Brook Street, Suite 103
Rocky Hill, CT 06067
ATTN: Laura Yellen

REPORT DATE: 1/10/2022

PURCHASE ORDER NUMBER: 11003487

PROJECT NUMBER: 2180209

ANALYTICAL SUMMARY

WORK ORDER NUMBER: 21L1949

The results of analyses performed on the following samples submitted to CON-TEST, a Pace Analytical Laboratory, are found in this report.

PROJECT LOCATION: Simsbury, CT

FIELD SAMPLE #	LAB ID:	MATRIX	SAMPLE DESCRIPTION	TEST	SUB LAB
CCA-3	21L1949-01	Ground Water		SW-846 8270E	
MW-6	21L1949-02	Ground Water		CTDEP ETPH	
MW-102	21L1949-03	Ground Water		CTDEP ETPH	
				SW-846 8260D	
MW-101	21L1949-04	Ground Water		CTDEP ETPH	
MW-400	21L1949-05	Ground Water		CTDEP ETPH	
				SW-846 8082A	
MW-401	21L1949-06	Ground Water		CTDEP ETPH	
				SW-846 8082A	
DUP-1	21L1949-07	Ground Water		CTDEP ETPH	
				SW-846 8082A	
Trip Blank	21L1949-08	Ground Water		SW-846 8260D	

con-test®
A Pace Analytical® Laboratory

39 Spruce Street * East Longmeadow, MA 01028 * FAX 413/525-6405 * TEL. 413/525-2332

CASE NARRATIVE SUMMARY

All reported results are within defined laboratory quality control objectives unless listed below or otherwise qualified in this report.

For method 8270E, only PAHs were requested and reported.

SW-846 8260D

Qualifications:

L-03

Laboratory fortified blank/laboratory control sample recovery is outside of control limits. Reported value for this compound is likely to be biased on the low side.

Analyte & Samples(s) Qualified:

Naphthalene
21L1949-03[MW-102], 21L1949-08[Trip Blank], B298058-BLK1, B298058-BS1

V-05

Continuing calibration verification (CCV) did not meet method specifications and was biased on the low side for this compound.

Analyte & Samples(s) Qualified:

1,2,3-Trichlorobenzene
21L1949-03[MW-102], 21L1949-08[Trip Blank], B298058-BLK1, B298058-BS1, S067022-CCV1

1,2,4-Trichlorobenzene
21L1949-03[MW-102], 21L1949-08[Trip Blank], B298058-BLK1, B298058-BS1, S067022-CCV1

Naphthalene
21L1949-03[MW-102], 21L1949-08[Trip Blank], B298058-BLK1, B298058-BS1, S067022-CCV1

V-20

Continuing calibration verification (CCV) did not meet method specifications and was biased on the high side. Data validation is not affected since sample result was "not detected" for this compound.

Analyte & Samples(s) Qualified:

Bromomethane
B298058-BS1, S067022-CCV1

Chloroethane
B298058-BS1, S067022-CCV1

Chloromethane
B298058-BS1, S067022-CCV1

The results of analyses reported only relate to samples submitted to Con-Test, a Pace Analytical Laboratory, for testing.
I certify that the analyses listed above, unless specifically listed as subcontracted, if any, were performed under my direction according to the approved methodologies listed in this document, and that based upon my inquiry of those individuals immediately responsible for obtaining the information, the material contained in this report is, to the best of my knowledge and belief, accurate and complete.

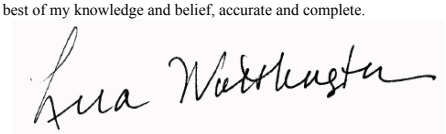

Lisa A. Worthington
Technical Representative

con-test®
A Pace Analytical® Laboratory
39 Spruce Street * East Longmeadow, MA 01028 * FAX 413/525-6405 * TEL. 413/525-2332

Project Location: Simsbury, CT | Sample Description: | Work Order: 21L1949

Date Received: 12/29/2021

Field Sample #: CCA-3 | Sampled: 12/28/2021 09:00

Sample ID: 21L1949-01

Sample Matrix: Ground Water

Semivolatile Organic Compounds by GC/MS

Analyte	Results	RL	Units	Dilution	Flag/Qual	Method	Date Prepared	Date/Time Analyzed	Analyst
Acenaphthene (SIM)	ND	0.29	µg/L	1		SW-846 8270E	1/4/22	1/5/22 16:00	IMR
Acenaphthylene (SIM)	ND	0.19	µg/L	1		SW-846 8270E	1/4/22	1/5/22 16:00	IMR
Anthracene (SIM)	ND	0.19	µg/L	1		SW-846 8270E	1/4/22	1/5/22 16:00	IMR
Benzo(a)anthracene (SIM)	ND	0.048	µg/L	1		SW-846 8270E	1/4/22	1/5/22 16:00	IMR
Benzo(a)pyrene (SIM)	ND	0.095	µg/L	1		SW-846 8270E	1/4/22	1/5/22 16:00	IMR
Benzo(b)fluoranthene (SIM)	ND	0.048	µg/L	1		SW-846 8270E	1/4/22	1/5/22 16:00	IMR
Benzo(g,h,i)perylene (SIM)	ND	0.48	µg/L	1		SW-846 8270E	1/4/22	1/5/22 16:00	IMR
Benzo(k)fluoranthene (SIM)	ND	0.19	µg/L	1		SW-846 8270E	1/4/22	1/5/22 16:00	IMR
Chrysene (SIM)	ND	0.19	µg/L	1		SW-846 8270E	1/4/22	1/5/22 16:00	IMR
Dibenz(a,h)anthracene (SIM)	ND	0.095	µg/L	1		SW-846 8270E	1/4/22	1/5/22 16:00	IMR
Fluoranthene (SIM)	ND	0.48	µg/L	1		SW-846 8270E	1/4/22	1/5/22 16:00	IMR
Fluorene (SIM)	ND	0.95	µg/L	1		SW-846 8270E	1/4/22	1/5/22 16:00	IMR
Indeno(1,2,3-cd)pyrene (SIM)	ND	0.095	µg/L	1		SW-846 8270E	1/4/22	1/5/22 16:00	IMR
2-Methylnaphthalene (SIM)	ND	0.95	µg/L	1		SW-846 8270E	1/4/22	1/5/22 16:00	IMR
Naphthalene (SIM)	ND	0.95	µg/L	1		SW-846 8270E	1/4/22	1/5/22 16:00	IMR
Phenanthrene (SIM)	ND	0.048	µg/L	1		SW-846 8270E	1/4/22	1/5/22 16:00	IMR
Pyrene (SIM)	ND	0.95	µg/L	1		SW-846 8270E	1/4/22	1/5/22 16:00	IMR

Surrogates	% Recovery	Recovery Limits	Flag/Qual	
Nitrobenzene-d5	69.2	30-130		1/5/22 16:00
2-Fluorobiphenyl	65.5	30-130		1/5/22 16:00
p-Terphenyl-d14	55.2	30-130		1/5/22 16:00

con-test®
A Pace Analytical® Laboratory

39 Spruce Street * East Longmeadow, MA 01028 * FAX 413/525-6405 * TEL. 413/525-2332

Project Location: Simsbury, CT | Sample Description: | Work Order: 21L1949

Date Received: 12/29/2021

Field Sample #: MW-6 | Sampled: 12/28/2021 09:50

Sample ID: 21L1949-02

Sample Matrix: Ground Water

Petroleum Hydrocarbons Analyses

Analyte	Results	RL	Units	Dilution	Flag/Qual	Method	Date Prepared	Date/Time Analyzed	Analyst
CT ETPH	ND	0.15	mg/L	1		CTDEP ETPH	1/4/22	1/5/22 12:46	RDD

Surrogates	% Recovery	Recovery Limits	Flag/Qual	
2-Fluorobiphenyl	72.7	50-150		1/5/22 12:46

con-test®
A Pace Analytical® Laboratory
39 Spruce Street * East Longmeadow, MA 01028 * FAX 413/525-6405 * TEL. 413/525-2332

Project Location: Simsbury, CT
Sample Description:
Work Order: 21L1949

Date Received: 12/29/2021

Field Sample #: MW-102
Sampled: 12/28/2021 10:30

Sample ID: 21L1949-03

Sample Matrix: Ground Water

Volatile Organic Compounds by GC/MS

Analyte	Results	RL	Units	Dilution	Flag/Qual	Method	Date Prepared	Date/Time Analyzed	Analyst
Acetone	ND	10	µg/L	1		SW-846 8260D	12/30/21	12/30/21 13:24	EEH
Acrylonitrile	ND	2.0	µg/L	1		SW-846 8260D	12/30/21	12/30/21 13:24	EEH
Benzene	ND	0.50	µg/L	1		SW-846 8260D	12/30/21	12/30/21 13:24	EEH
Bromobenzene	ND	0.50	µg/L	1		SW-846 8260D	12/30/21	12/30/21 13:24	EEH
Bromodichloromethane	ND	0.50	µg/L	1		SW-846 8260D	12/30/21	12/30/21 13:24	EEH
Bromoform	ND	0.50	µg/L	1		SW-846 8260D	12/30/21	12/30/21 13:24	EEH
Bromomethane	ND	2.0	µg/L	1		SW-846 8260D	12/30/21	12/30/21 13:24	EEH
2-Butanone (MEK)	ND	5.0	µg/L	1		SW-846 8260D	12/30/21	12/30/21 13:24	EEH
n-Butylbenzene	ND	1.0	µg/L	1		SW-846 8260D	12/30/21	12/30/21 13:24	EEH
sec-Butylbenzene	ND	1.0	µg/L	1		SW-846 8260D	12/30/21	12/30/21 13:24	EEH
tert-Butylbenzene	ND	1.0	µg/L	1		SW-846 8260D	12/30/21	12/30/21 13:24	EEH
Carbon Disulfide	ND	5.0	µg/L	1		SW-846 8260D	12/30/21	12/30/21 13:24	EEH
Carbon Tetrachloride	ND	0.50	µg/L	1		SW-846 8260D	12/30/21	12/30/21 13:24	EEH
Chlorobenzene	ND	0.50	µg/L	1		SW-846 8260D	12/30/21	12/30/21 13:24	EEH
Chlorodibromomethane	ND	0.50	µg/L	1		SW-846 8260D	12/30/21	12/30/21 13:24	EEH
Chloroethane	ND	0.50	µg/L	1		SW-846 8260D	12/30/21	12/30/21 13:24	EEH
Chloroform	ND	0.50	µg/L	1		SW-846 8260D	12/30/21	12/30/21 13:24	EEH
Chloromethane	ND	1.0	µg/L	1		SW-846 8260D	12/30/21	12/30/21 13:24	EEH
2-Chlorotoluene	ND	0.50	µg/L	1		SW-846 8260D	12/30/21	12/30/21 13:24	EEH
4-Chlorotoluene	ND	0.50	µg/L	1		SW-846 8260D	12/30/21	12/30/21 13:24	EEH
1,2-Dibromo-3-chloropropane (DBCP)	ND	1.0	µg/L	1		SW-846 8260D	12/30/21	12/30/21 13:24	EEH
1,2-Dibromoethane (EDB)	ND	0.50	µg/L	1		SW-846 8260D	12/30/21	12/30/21 13:24	EEH
Dibromomethane	ND	0.50	µg/L	1		SW-846 8260D	12/30/21	12/30/21 13:24	EEH
1,2-Dichlorobenzene	ND	0.50	µg/L	1		SW-846 8260D	12/30/21	12/30/21 13:24	EEH
1,3-Dichlorobenzene	ND	0.50	µg/L	1		SW-846 8260D	12/30/21	12/30/21 13:24	EEH
1,4-Dichlorobenzene	ND	0.50	µg/L	1		SW-846 8260D	12/30/21	12/30/21 13:24	EEH
trans-1,4-Dichloro-2-butene	ND	2.0	µg/L	1		SW-846 8260D	12/30/21	12/30/21 13:24	EEH
Dichlorodifluoromethane (Freon 12)	ND	0.50	µg/L	1		SW-846 8260D	12/30/21	12/30/21 13:24	EEH
1,1-Dichloroethane	ND	0.50	µg/L	1		SW-846 8260D	12/30/21	12/30/21 13:24	EEH
1,2-Dichloroethane	ND	0.50	µg/L	1		SW-846 8260D	12/30/21	12/30/21 13:24	EEH
1,1-Dichloroethylene	ND	0.50	µg/L	1		SW-846 8260D	12/30/21	12/30/21 13:24	EEH
cis-1,2-Dichloroethylene	ND	0.50	µg/L	1		SW-846 8260D	12/30/21	12/30/21 13:24	EEH
trans-1,2-Dichloroethylene	ND	1.0	µg/L	1		SW-846 8260D	12/30/21	12/30/21 13:24	EEH
1,2-Dichloropropane	ND	0.50	µg/L	1		SW-846 8260D	12/30/21	12/30/21 13:24	EEH
1,3-Dichloropropane	ND	0.50	µg/L	1		SW-846 8260D	12/30/21	12/30/21 13:24	EEH
2,2-Dichloropropane	ND	0.50	µg/L	1		SW-846 8260D	12/30/21	12/30/21 13:24	EEH
1,1-Dichloropropene	ND	0.50	µg/L	1		SW-846 8260D	12/30/21	12/30/21 13:24	EEH
cis-1,3-Dichloropropene	ND	0.50	µg/L	1		SW-846 8260D	12/30/21	12/30/21 13:24	EEH
trans-1,3-Dichloropropene	ND	0.50	µg/L	1		SW-846 8260D	12/30/21	12/30/21 13:24	EEH
Ethylbenzene	ND	0.50	µg/L	1		SW-846 8260D	12/30/21	12/30/21 13:24	EEH
Hexachlorobutadiene	ND	0.60	µg/L	1		SW-846 8260D	12/30/21	12/30/21 13:24	EEH
2-Hexanone (MBK)	ND	5.0	µg/L	1		SW-846 8260D	12/30/21	12/30/21 13:24	EEH
Isopropylbenzene (Cumene)	ND	0.50	µg/L	1		SW-846 8260D	12/30/21	12/30/21 13:24	EEH
p-Isopropyltoluene (p-Cymene)	ND	0.50	µg/L	1		SW-846 8260D	12/30/21	12/30/21 13:24	EEH

con-test®
A Pace Analytical® Laboratory

39 Spruce Street * East Longmeadow, MA 01028 * FAX 413/525-6405 * TEL. 413/525-2332

Project Location: Simsbury, CT | Sample Description: | Work Order: 21L1949

Date Received: 12/29/2021

Field Sample #: MW-102 | Sampled: 12/28/2021 10:30

Sample ID: 21L1949-03

Sample Matrix: Ground Water

Volatile Organic Compounds by GC/MS

Analyte	Results	RL	Units	Dilution	Flag/Qual	Method	Date Prepared	Date/Time Analyzed	Analyst
Methyl tert-Butyl Ether (MTBE)	ND	0.50	µg/L	1		SW-846 8260D	12/30/21	12/30/21 13:24	EEH
Methylene Chloride	ND	5.0	µg/L	1		SW-846 8260D	12/30/21	12/30/21 13:24	EEH
4-Methyl-2-pentanone (MIBK)	ND	5.0	µg/L	1		SW-846 8260D	12/30/21	12/30/21 13:24	EEH
Naphthalene	ND	2.0	µg/L	1	L-03, V-05	SW-846 8260D	12/30/21	12/30/21 13:24	EEH
n-Propylbenzene	ND	1.0	µg/L	1		SW-846 8260D	12/30/21	12/30/21 13:24	EEH
Styrene	ND	1.0	µg/L	1		SW-846 8260D	12/30/21	12/30/21 13:24	EEH
1,1,1,2-Tetrachloroethane	ND	0.50	µg/L	1		SW-846 8260D	12/30/21	12/30/21 13:24	EEH
1,1,2,2-Tetrachloroethane	ND	0.50	µg/L	1		SW-846 8260D	12/30/21	12/30/21 13:24	EEH
Tetrachloroethylene	ND	1.0	µg/L	1		SW-846 8260D	12/30/21	12/30/21 13:24	EEH
Tetrahydrofuran	ND	10	µg/L	1		SW-846 8260D	12/30/21	12/30/21 13:24	EEH
Toluene	ND	1.0	µg/L	1		SW-846 8260D	12/30/21	12/30/21 13:24	EEH
1,2,3-Trichlorobenzene	ND	1.0	µg/L	1	V-05	SW-846 8260D	12/30/21	12/30/21 13:24	EEH
1,2,4-Trichlorobenzene	ND	0.50	µg/L	1	V-05	SW-846 8260D	12/30/21	12/30/21 13:24	EEH
1,1,1-Trichloroethane	ND	0.50	µg/L	1		SW-846 8260D	12/30/21	12/30/21 13:24	EEH
1,1,2-Trichloroethane	ND	0.50	µg/L	1		SW-846 8260D	12/30/21	12/30/21 13:24	EEH
Trichloroethylene	ND	1.0	µg/L	1		SW-846 8260D	12/30/21	12/30/21 13:24	EEH
Trichlorofluoromethane (Freon 11)	ND	2.0	µg/L	1		SW-846 8260D	12/30/21	12/30/21 13:24	EEH
1,2,3-Trichloropropane	ND	0.50	µg/L	1		SW-846 8260D	12/30/21	12/30/21 13:24	EEH
1,1,2-Trichloro-1,2,2-trifluoroethane (Freon 113)	ND	0.50	µg/L	1		SW-846 8260D	12/30/21	12/30/21 13:24	EEH
1,2,4-Trimethylbenzene	ND	0.50	µg/L	1		SW-846 8260D	12/30/21	12/30/21 13:24	EEH
1,3,5-Trimethylbenzene	ND	0.50	µg/L	1		SW-846 8260D	12/30/21	12/30/21 13:24	EEH
Vinyl Chloride	ND	1.0	µg/L	1		SW-846 8260D	12/30/21	12/30/21 13:24	EEH
m+p Xylene	ND	2.0	µg/L	1		SW-846 8260D	12/30/21	12/30/21 13:24	EEH
o-Xylene	ND	1.0	µg/L	1		SW-846 8260D	12/30/21	12/30/21 13:24	EEH

Surrogates	% Recovery	Recovery Limits	Flag/Qual	
1,2-Dichloroethane-d4	101	70-130		12/30/21 13:24
Toluene-d8	105	70-130		12/30/21 13:24
4-Bromofluorobenzene	99.4	70-130		12/30/21 13:24

con-test®
A Pace Analytical® Laboratory

39 Spruce Street * East Longmeadow, MA 01028 * FAX 413/525-6405 * TEL. 413/525-2332

Project Location: Simsbury, CT | Sample Description: | Work Order: 21L1949

Date Received: 12/29/2021

Field Sample #: MW-102 | Sampled: 12/28/2021 10:30

Sample ID: 21L1949-03

Sample Matrix: Ground Water

Petroleum Hydrocarbons Analyses

Analyte	Results	RL	Units	Dilution	Flag/Qual	Method	Date Prepared	Date/Time Analyzed	Analyst
CT ETPH	0.35	0.15	mg/L	1		CTDEP ETPH	1/4/22	1/5/22 11:01	RDD

Surrogates	% Recovery	Recovery Limits	Flag/Qual	
2-Fluorobiphenyl	85.2	50-150		1/5/22 11:01

con-test®
A Pace Analytical® Laboratory

39 Spruce Street * East Longmeadow, MA 01028 * FAX 413/525-6405 * TEL. 413/525-2332

Project Location: Simsbury, CT | Sample Description: | Work Order: 21L1949

Date Received: 12/29/2021

Field Sample #: MW-101 | Sampled: 12/28/2021 11:20

Sample ID: 21L1949-04

Sample Matrix: Ground Water

Petroleum Hydrocarbons Analyses

Analyte	Results	RL	Units	Dilution	Flag/Qual	Method	Date Prepared	Date/Time Analyzed	Analyst
CT ETPH	0.21	0.15	mg/L	1		CTDEP ETPH	1/4/22	1/5/22 12:46	RDD

Surrogates	% Recovery	Recovery Limits	Flag/Qual	
2-Fluorobiphenyl	82.8	50-150		1/5/22 12:46

con-test®
A Pace Analytical® Laboratory
39 Spruce Street * East Longmeadow, MA 01028 * FAX 413/525-6405 * TEL. 413/525-2332

Project Location: Simsbury, CT | Sample Description: | Work Order: 21L1949

Date Received: 12/29/2021

Field Sample #: MW-400 | Sampled: 12/28/2021 13:00

Sample ID: 21L1949-05

Sample Matrix: Ground Water

Polychlorinated Biphenyls By GC/ECD

Analyte	Results	RL	Units	Dilution	Flag/Qual	Method	Date Prepared	Date/Time Analyzed	Analyst
Aroclor-1016 [1]	ND	0.14	µg/L	1		SW-846 8082A	1/4/22	1/5/22 12:17	PJG
Aroclor-1221 [1]	ND	0.14	µg/L	1		SW-846 8082A	1/4/22	1/5/22 12:17	PJG
Aroclor-1232 [1]	ND	0.14	µg/L	1		SW-846 8082A	1/4/22	1/5/22 12:17	PJG
Aroclor-1242 [1]	ND	0.14	µg/L	1		SW-846 8082A	1/4/22	1/5/22 12:17	PJG
Aroclor-1248 [1]	ND	0.14	µg/L	1		SW-846 8082A	1/4/22	1/5/22 12:17	PJG
Aroclor-1254 [1]	ND	0.14	µg/L	1		SW-846 8082A	1/4/22	1/5/22 12:17	PJG
Aroclor-1260 [1]	ND	0.14	µg/L	1		SW-846 8082A	1/4/22	1/5/22 12:17	PJG
Aroclor-1262 [1]	ND	0.14	µg/L	1		SW-846 8082A	1/4/22	1/5/22 12:17	PJG
Aroclor-1268 [1]	ND	0.14	µg/L	1		SW-846 8082A	1/4/22	1/5/22 12:17	PJG

Surrogates	% Recovery	Recovery Limits	Flag/Qual	
Decachlorobiphenyl [1]	87.7	30-150		1/5/22 12:17
Decachlorobiphenyl [2]	86.8	30-150		1/5/22 12:17
Tetrachloro-m-xylene [1]	78.8	30-150		1/5/22 12:17
Tetrachloro-m-xylene [2]	76.1	30-150		1/5/22 12:17

con-test®
A Pace Analytical® Laboratory

39 Spruce Street * East Longmeadow, MA 01028 * FAX 413/525-6405 * TEL. 413/525-2332

Project Location: Simsbury, CT | Sample Description: | Work Order: 21L1949

Date Received: 12/29/2021

Field Sample #: MW-400 | Sampled: 12/28/2021 13:00

Sample ID: 21L1949-05

Sample Matrix: Ground Water

Petroleum Hydrocarbons Analyses

Analyte	Results	RL	Units	Dilution	Flag/Qual	Method	Date Prepared	Date/Time Analyzed	Analyst
CT ETPH	0.15	0.15	mg/L	1		CTDEP ETPH	1/4/22	1/5/22 12:25	RDD

Surrogates	% Recovery	Recovery Limits	Flag/Qual	
2-Fluorobiphenyl	85.1	50-150		1/5/22 12:25

con-test®
A Pace Analytical® Laboratory
39 Spruce Street * East Longmeadow, MA 01028 * FAX 413/525-6405 * TEL. 413/525-2332

Project Location: Simsbury, CT | Sample Description: | Work Order: 21L1949

Date Received: 12/29/2021

Field Sample #: MW-401 | Sampled: 12/28/2021 12:15

Sample ID: 21L1949-06

Sample Matrix: Ground Water

Polychlorinated Biphenyls By GC/ECD

Analyte	Results	RL	Units	Dilution	Flag/Qual	Method	Date Prepared	Date/Time Analyzed	Analyst
Aroclor-1016 [1]	ND	0.14	µg/L	1		SW-846 8082A	1/4/22	1/5/22 12:34	PJG
Aroclor-1221 [1]	ND	0.14	µg/L	1		SW-846 8082A	1/4/22	1/5/22 12:34	PJG
Aroclor-1232 [1]	ND	0.14	µg/L	1		SW-846 8082A	1/4/22	1/5/22 12:34	PJG
Aroclor-1242 [1]	ND	0.14	µg/L	1		SW-846 8082A	1/4/22	1/5/22 12:34	PJG
Aroclor-1248 [1]	ND	0.14	µg/L	1		SW-846 8082A	1/4/22	1/5/22 12:34	PJG
Aroclor-1254 [1]	ND	0.14	µg/L	1		SW-846 8082A	1/4/22	1/5/22 12:34	PJG
Aroclor-1260 [1]	ND	0.14	µg/L	1		SW-846 8082A	1/4/22	1/5/22 12:34	PJG
Aroclor-1262 [1]	ND	0.14	µg/L	1		SW-846 8082A	1/4/22	1/5/22 12:34	PJG
Aroclor-1268 [1]	ND	0.14	µg/L	1		SW-846 8082A	1/4/22	1/5/22 12:34	PJG

Surrogates	% Recovery	Recovery Limits	Flag/Qual	
Decachlorobiphenyl [1]	91.2	30-150		1/5/22 12:34
Decachlorobiphenyl [2]	90.5	30-150		1/5/22 12:34
Tetrachloro-m-xylene [1]	78.2	30-150		1/5/22 12:34
Tetrachloro-m-xylene [2]	75.7	30-150		1/5/22 12:34

con-test®
A Pace Analytical® Laboratory

39 Spruce Street * East Longmeadow, MA 01028 * FAX 413/525-6405 * TEL. 413/525-2332

Project Location: Simsbury, CT
Sample Description:
Work Order: 21L1949

Date Received: 12/29/2021

Field Sample #: MW-401
Sampled: 12/28/2021 12:15

Sample ID: 21L1949-06

Sample Matrix: Ground Water

Petroleum Hydrocarbons Analyses

Analyte	Results	RL	Units	Dilution	Flag/Qual	Method	Date Prepared	Date/Time Analyzed	Analyst
CT ETPH	ND	0.15	mg/L	1		CTDEP ETPH	1/4/22	1/5/22 13:07	RDD

Surrogates	% Recovery	Recovery Limits	Flag/Qual	
2-Fluorobiphenyl	85.0	50-150		1/5/22 13:07

con-test®
A Pace Analytical® Laboratory

39 Spruce Street * East Longmeadow, MA 01028 * FAX 413/525-6405 * TEL. 413/525-2332

Project Location: Simsbury, CT
Sample Description:
Work Order: 21L1949

Date Received: 12/29/2021

Field Sample #: DUP-1
Sampled: 12/28/2021 00:00

Sample ID: 21L1949-07

Sample Matrix: Ground Water

Polychlorinated Biphenyls By GC/ECD

Analyte	Results	RL	Units	Dilution	Flag/Qual	Method	Date Prepared	Date/Time Analyzed	Analyst
Aroclor-1016 [1]	ND	0.15	µg/L	1		SW-846 8082A	1/4/22	1/5/22 12:52	PJG
Aroclor-1221 [1]	ND	0.15	µg/L	1		SW-846 8082A	1/4/22	1/5/22 12:52	PJG
Aroclor-1232 [1]	ND	0.15	µg/L	1		SW-846 8082A	1/4/22	1/5/22 12:52	PJG
Aroclor-1242 [1]	ND	0.15	µg/L	1		SW-846 8082A	1/4/22	1/5/22 12:52	PJG
Aroclor-1248 [1]	ND	0.15	µg/L	1		SW-846 8082A	1/4/22	1/5/22 12:52	PJG
Aroclor-1254 [1]	ND	0.15	µg/L	1		SW-846 8082A	1/4/22	1/5/22 12:52	PJG
Aroclor-1260 [1]	ND	0.15	µg/L	1		SW-846 8082A	1/4/22	1/5/22 12:52	PJG
Aroclor-1262 [1]	ND	0.15	µg/L	1		SW-846 8082A	1/4/22	1/5/22 12:52	PJG
Aroclor-1268 [1]	ND	0.15	µg/L	1		SW-846 8082A	1/4/22	1/5/22 12:52	PJG

Surrogates	% Recovery	Recovery Limits	Flag/Qual	
Decachlorobiphenyl [1]	94.4	30-150		1/5/22 12:52
Decachlorobiphenyl [2]	93.7	30-150		1/5/22 12:52
Tetrachloro-m-xylene [1]	85.3	30-150		1/5/22 12:52
Tetrachloro-m-xylene [2]	82.8	30-150		1/5/22 12:52

con-test®
A Pace Analytical® Laboratory

39 Spruce Street * East Longmeadow, MA 01028 * FAX 413/525-6405 * TEL. 413/525-2332

Project Location: Simsbury, CT
Sample Description:
Work Order: 21L1949

Date Received: 12/29/2021

Field Sample #: DUP-1
Sampled: 12/28/2021 00:00

Sample ID: 21L1949-07

Sample Matrix: Ground Water

Petroleum Hydrocarbons Analyses

Analyte	Results	RL	Units	Dilution	Flag/Qual	Method	Date Prepared	Date/Time Analyzed	Analyst
CT ETPH	0.16	0.15	mg/L	1		CTDEP ETPH	1/4/22	1/5/22 12:25	RDD

Surrogates	% Recovery	Recovery Limits	Flag/Qual	
2-Fluorobiphenyl	55.5	50-150		1/5/22 12:25

con-test®
A Pace Analytical® Laboratory
39 Spruce Street * East Longmeadow, MA 01028 * FAX 413/525-6405 * TEL. 413/525-2332

Project Location: Simsbury, CT | Sample Description: | Work Order: 21L1949

Date Received: 12/29/2021

Field Sample #: Trip Blank | Sampled: 12/28/2021 00:00

Sample ID: 21L1949-08

Sample Matrix: Ground Water

Volatile Organic Compounds by GC/MS

Analyte	Results	RL	Units	Dilution	Flag/Qual	Method	Date Prepared	Date/Time Analyzed	Analyst
Acetone	ND	10	µg/L	1		SW-846 8260D	12/30/21	12/30/21 11:48	EEH
Acrylonitrile	ND	2.0	µg/L	1		SW-846 8260D	12/30/21	12/30/21 11:48	EEH
Benzene	ND	0.50	µg/L	1		SW-846 8260D	12/30/21	12/30/21 11:48	EEH
Bromobenzene	ND	0.50	µg/L	1		SW-846 8260D	12/30/21	12/30/21 11:48	EEH
Bromodichloromethane	ND	0.50	µg/L	1		SW-846 8260D	12/30/21	12/30/21 11:48	EEH
Bromoform	ND	0.50	µg/L	1		SW-846 8260D	12/30/21	12/30/21 11:48	EEH
Bromomethane	ND	2.0	µg/L	1		SW-846 8260D	12/30/21	12/30/21 11:48	EEH
2-Butanone (MEK)	ND	5.0	µg/L	1		SW-846 8260D	12/30/21	12/30/21 11:48	EEH
n-Butylbenzene	ND	1.0	µg/L	1		SW-846 8260D	12/30/21	12/30/21 11:48	EEH
sec-Butylbenzene	ND	1.0	µg/L	1		SW-846 8260D	12/30/21	12/30/21 11:48	EEH
tert-Butylbenzene	ND	1.0	µg/L	1		SW-846 8260D	12/30/21	12/30/21 11:48	EEH
Carbon Disulfide	ND	5.0	µg/L	1		SW-846 8260D	12/30/21	12/30/21 11:48	EEH
Carbon Tetrachloride	ND	0.50	µg/L	1		SW-846 8260D	12/30/21	12/30/21 11:48	EEH
Chlorobenzene	ND	0.50	µg/L	1		SW-846 8260D	12/30/21	12/30/21 11:48	EEH
Chlorodibromomethane	ND	0.50	µg/L	1		SW-846 8260D	12/30/21	12/30/21 11:48	EEH
Chloroethane	ND	0.50	µg/L	1		SW-846 8260D	12/30/21	12/30/21 11:48	EEH
Chloroform	ND	0.50	µg/L	1		SW-846 8260D	12/30/21	12/30/21 11:48	EEH
Chloromethane	ND	1.0	µg/L	1		SW-846 8260D	12/30/21	12/30/21 11:48	EEH
2-Chlorotoluene	ND	0.50	µg/L	1		SW-846 8260D	12/30/21	12/30/21 11:48	EEH
4-Chlorotoluene	ND	0.50	µg/L	1		SW-846 8260D	12/30/21	12/30/21 11:48	EEH
1,2-Dibromo-3-chloropropane (DBCP)	ND	1.0	µg/L	1		SW-846 8260D	12/30/21	12/30/21 11:48	EEH
1,2-Dibromoethane (EDB)	ND	0.50	µg/L	1		SW-846 8260D	12/30/21	12/30/21 11:48	EEH
Dibromomethane	ND	0.50	µg/L	1		SW-846 8260D	12/30/21	12/30/21 11:48	EEH
1,2-Dichlorobenzene	ND	0.50	µg/L	1		SW-846 8260D	12/30/21	12/30/21 11:48	EEH
1,3-Dichlorobenzene	ND	0.50	µg/L	1		SW-846 8260D	12/30/21	12/30/21 11:48	EEH
1,4-Dichlorobenzene	ND	0.50	µg/L	1		SW-846 8260D	12/30/21	12/30/21 11:48	EEH
trans-1,4-Dichloro-2-butene	ND	2.0	µg/L	1		SW-846 8260D	12/30/21	12/30/21 11:48	EEH
Dichlorodifluoromethane (Freon 12)	ND	0.50	µg/L	1		SW-846 8260D	12/30/21	12/30/21 11:48	EEH
1,1-Dichloroethane	ND	0.50	µg/L	1		SW-846 8260D	12/30/21	12/30/21 11:48	EEH
1,2-Dichloroethane	ND	0.50	µg/L	1		SW-846 8260D	12/30/21	12/30/21 11:48	EEH
1,1-Dichloroethylene	ND	0.50	µg/L	1		SW-846 8260D	12/30/21	12/30/21 11:48	EEH
cis-1,2-Dichloroethylene	ND	0.50	µg/L	1		SW-846 8260D	12/30/21	12/30/21 11:48	EEH
trans-1,2-Dichloroethylene	ND	1.0	µg/L	1		SW-846 8260D	12/30/21	12/30/21 11:48	EEH
1,2-Dichloropropane	ND	0.50	µg/L	1		SW-846 8260D	12/30/21	12/30/21 11:48	EEH
1,3-Dichloropropane	ND	0.50	µg/L	1		SW-846 8260D	12/30/21	12/30/21 11:48	EEH
2,2-Dichloropropane	ND	0.50	µg/L	1		SW-846 8260D	12/30/21	12/30/21 11:48	EEH
1,1-Dichloropropene	ND	0.50	µg/L	1		SW-846 8260D	12/30/21	12/30/21 11:48	EEH
cis-1,3-Dichloropropene	ND	0.50	µg/L	1		SW-846 8260D	12/30/21	12/30/21 11:48	EEH
trans-1,3-Dichloropropene	ND	0.50	µg/L	1		SW-846 8260D	12/30/21	12/30/21 11:48	EEH
Ethylbenzene	ND	0.50	µg/L	1		SW-846 8260D	12/30/21	12/30/21 11:48	EEH
Hexachlorobutadiene	ND	0.60	µg/L	1		SW-846 8260D	12/30/21	12/30/21 11:48	EEH
2-Hexanone (MBK)	ND	5.0	µg/L	1		SW-846 8260D	12/30/21	12/30/21 11:48	EEH
Isopropylbenzene (Cumene)	ND	0.50	µg/L	1		SW-846 8260D	12/30/21	12/30/21 11:48	EEH
p-Isopropyltoluene (p-Cymene)	ND	0.50	µg/L	1		SW-846 8260D	12/30/21	12/30/21 11:48	EEH

con-test®
A Pace Analytical® Laboratory
39 Spruce Street * East Longmeadow, MA 01028 * FAX 413/525-6405 * TEL. 413/525-2332

Project Location: Simsbury, CT | Sample Description: | Work Order: 21L1949

Date Received: 12/29/2021

Field Sample #: Trip Blank | Sampled: 12/28/2021 00:00

Sample ID: 21L1949-08

Sample Matrix: Ground Water

Volatile Organic Compounds by GC/MS

Analyte	Results	RL	Units	Dilution	Flag/Qual	Method	Date Prepared	Date/Time Analyzed	Analyst
Methyl tert-Butyl Ether (MTBE)	ND	0.50	µg/L	1		SW-846 8260D	12/30/21	12/30/21 11:48	EEH
Methylene Chloride	ND	5.0	µg/L	1		SW-846 8260D	12/30/21	12/30/21 11:48	EEH
4-Methyl-2-pentanone (MIBK)	ND	5.0	µg/L	1		SW-846 8260D	12/30/21	12/30/21 11:48	EEH
Naphthalene	ND	2.0	µg/L	1	L-03, V-05	SW-846 8260D	12/30/21	12/30/21 11:48	EEH
n-Propylbenzene	ND	1.0	µg/L	1		SW-846 8260D	12/30/21	12/30/21 11:48	EEH
Styrene	ND	1.0	µg/L	1		SW-846 8260D	12/30/21	12/30/21 11:48	EEH
1,1,1,2-Tetrachloroethane	ND	0.50	µg/L	1		SW-846 8260D	12/30/21	12/30/21 11:48	EEH
1,1,2,2-Tetrachloroethane	ND	0.50	µg/L	1		SW-846 8260D	12/30/21	12/30/21 11:48	EEH
Tetrachloroethylene	ND	1.0	µg/L	1		SW-846 8260D	12/30/21	12/30/21 11:48	EEH
Tetrahydrofuran	ND	10	µg/L	1		SW-846 8260D	12/30/21	12/30/21 11:48	EEH
Toluene	ND	1.0	µg/L	1		SW-846 8260D	12/30/21	12/30/21 11:48	EEH
1,2,3-Trichlorobenzene	ND	1.0	µg/L	1	V-05	SW-846 8260D	12/30/21	12/30/21 11:48	EEH
1,2,4-Trichlorobenzene	ND	0.50	µg/L	1	V-05	SW-846 8260D	12/30/21	12/30/21 11:48	EEH
1,1,1-Trichloroethane	ND	0.50	µg/L	1		SW-846 8260D	12/30/21	12/30/21 11:48	EEH
1,1,2-Trichloroethane	ND	0.50	µg/L	1		SW-846 8260D	12/30/21	12/30/21 11:48	EEH
Trichloroethylene	ND	1.0	µg/L	1		SW-846 8260D	12/30/21	12/30/21 11:48	EEH
Trichlorofluoromethane (Freon 11)	ND	2.0	µg/L	1		SW-846 8260D	12/30/21	12/30/21 11:48	EEH
1,2,3-Trichloropropane	ND	0.50	µg/L	1		SW-846 8260D	12/30/21	12/30/21 11:48	EEH
1,1,2-Trichloro-1,2,2-trifluoroethane (Freon 113)	ND	0.50	µg/L	1		SW-846 8260D	12/30/21	12/30/21 11:48	EEH
1,2,4-Trimethylbenzene	ND	0.50	µg/L	1		SW-846 8260D	12/30/21	12/30/21 11:48	EEH
1,3,5-Trimethylbenzene	ND	0.50	µg/L	1		SW-846 8260D	12/30/21	12/30/21 11:48	EEH
Vinyl Chloride	ND	1.0	µg/L	1		SW-846 8260D	12/30/21	12/30/21 11:48	EEH
m+p Xylene	ND	2.0	µg/L	1		SW-846 8260D	12/30/21	12/30/21 11:48	EEH
o-Xylene	ND	1.0	µg/L	1		SW-846 8260D	12/30/21	12/30/21 11:48	EEH

Surrogates	% Recovery	Recovery Limits	Flag/Qual	
1,2-Dichloroethane-d4	99.6	70-130		12/30/21 11:48
Toluene-d8	105	70-130		12/30/21 11:48
4-Bromofluorobenzene	99.9	70-130		12/30/21 11:48

con-test®
A Pace Analytical® Laboratory

39 Spruce Street * East Longmeadow, MA 01028 * FAX 413/525-6405 * TEL. 413/525-2332

Sample Extraction Data

Prep Method: SW-846 3510C **Analytical Method: CTDEP ETPH**

Lab Number [Field ID]	Batch	Initial [mL]	Final [mL]	Date
21L1949-02 [MW-6]	B298260	1020	1.00	01/04/22
21L1949-03 [MW-102]	B298260	930	0.900	01/04/22
21L1949-04 [MW-101]	B298260	1020	1.00	01/04/22
21L1949-05 [MW-400]	B298260	1000	1.00	01/04/22
21L1949-06 [MW-401]	B298260	970	1.00	01/04/22
21L1949-07 [DUP-1]	B298260	1010	1.00	01/04/22

Prep Method: SW-846 3510C **Analytical Method: SW-846 8082A**

Lab Number [Field ID]	Batch	Initial [mL]	Final [mL]	Date
21L1949-05 [MW-400]	B298266	140	2.00	01/04/22
21L1949-06 [MW-401]	B298266	140	2.00	01/04/22
21L1949-07 [DUP-1]	B298266	130	2.00	01/04/22

Prep Method: SW-846 5030B **Analytical Method: SW-846 8260D**

Lab Number [Field ID]	Batch	Initial [mL]	Final [mL]	Date
21L1949-03 [MW-102]	B298058	5	5.00	12/30/21
21L1949-08 [Trip Blank]	B298058	5	5.00	12/30/21

Prep Method: SW-846 3510C **Analytical Method: SW-846 8270E**

Lab Number [Field ID]	Batch	Initial [mL]	Final [mL]	Date
21L1949-01 [CCA-3]	B298328	1050	1.00	01/04/22

con-test®
A Pace Analytical® Laboratory

39 Spruce Street * East Longmeadow, MA 01028 * FAX 413/525-6405 * TEL. 413/525-2332

QUALITY CONTROL

Volatile Organic Compounds by GC/MS - Quality Control

Analyte	Result	Reporting Limit	Units	Spike Level	Source Result	%REC	%REC Limits	RPD	RPD Limit	Notes
Batch B298058 - SW-846 5030B										
Blank (B298058-BLK1)				Prepared & Analyzed: 12/30/21						
Acetone	ND	10	µg/L							
Acrylonitrile	ND	2.0	µg/L							
Benzene	ND	0.50	µg/L							
Bromobenzene	ND	0.50	µg/L							
Bromodichloromethane	ND	0.50	µg/L							
Bromoform	ND	0.50	µg/L							
Bromomethane	ND	2.0	µg/L							
2-Butanone (MEK)	ND	5.0	µg/L							
n-Butylbenzene	ND	1.0	µg/L							
sec-Butylbenzene	ND	1.0	µg/L							
tert-Butylbenzene	ND	1.0	µg/L							
Carbon Disulfide	ND	5.0	µg/L							
Carbon Tetrachloride	ND	0.50	µg/L							
Chlorobenzene	ND	0.50	µg/L							
Chlorodibromomethane	ND	0.50	µg/L							
Chloroethane	ND	0.50	µg/L							
Chloroform	ND	0.50	µg/L							
Chloromethane	ND	0.60	µg/L							
2-Chlorotoluene	ND	0.50	µg/L							
4-Chlorotoluene	ND	0.50	µg/L							
1,2-Dibromo-3-chloropropane (DBCP)	ND	1.0	µg/L							
1,2-Dibromoethane (EDB)	ND	0.50	µg/L							
Dibromomethane	ND	0.50	µg/L							
1,2-Dichlorobenzene	ND	0.50	µg/L							
1,3-Dichlorobenzene	ND	0.50	µg/L							
1,4-Dichlorobenzene	ND	0.50	µg/L							
trans-1,4-Dichloro-2-butene	ND	2.0	µg/L							
Dichlorodifluoromethane (Freon 12)	ND	0.50	µg/L							
1,1-Dichloroethane	ND	0.50	µg/L							
1,2-Dichloroethane	ND	0.50	µg/L							
1,1-Dichloroethylene	ND	0.50	µg/L							
cis-1,2-Dichloroethylene	ND	0.50	µg/L							
trans-1,2-Dichloroethylene	ND	1.0	µg/L							
1,2-Dichloropropane	ND	0.50	µg/L							
1,3-Dichloropropane	ND	0.50	µg/L							
2,2-Dichloropropane	ND	0.50	µg/L							
1,1-Dichloropropene	ND	0.50	µg/L							
cis-1,3-Dichloropropene	ND	0.50	µg/L							
trans-1,3-Dichloropropene	ND	0.50	µg/L							
Ethylbenzene	ND	0.50	µg/L							
Hexachlorobutadiene	ND	0.60	µg/L							
2-Hexanone (MBK)	ND	5.0	µg/L							
Isopropylbenzene (Cumene)	ND	0.50	µg/L							
p-Isopropyltoluene (p-Cymene)	ND	0.50	µg/L							
Methyl tert-Butyl Ether (MTBE)	ND	0.50	µg/L							
Methylene Chloride	ND	5.0	µg/L							
4-Methyl-2-pentanone (MIBK)	ND	5.0	µg/L							
Naphthalene	ND	2.0	µg/L							L-03, V-05
n-Propylbenzene	ND	1.0	µg/L							
Styrene	ND	1.0	µg/L							
1,1,1,2-Tetrachloroethane	ND	0.50	µg/L							
1,1,2,2-Tetrachloroethane	ND	0.50	µg/L							

con-test®
A Pace Analytical® Laboratory

39 Spruce Street * East Longmeadow, MA 01028 * FAX 413/525-6405 * TEL. 413/525-2332

QUALITY CONTROL

Volatile Organic Compounds by GC/MS - Quality Control

Analyte	Result	Reporting Limit	Units	Spike Level	Source Result	%REC	%REC Limits	RPD	RPD Limit	Notes
Batch B298058 - SW-846 5030B										
Blank (B298058-BLK1)				Prepared & Analyzed: 12/30/21						
Tetrachloroethylene	ND	1.0	µg/L							
Tetrahydrofuran	ND	10	µg/L							
Toluene	ND	1.0	µg/L							
1,2,3-Trichlorobenzene	ND	1.0	µg/L							V-05
1,2,4-Trichlorobenzene	ND	0.50	µg/L							V-05
1,1,1-Trichloroethane	ND	0.50	µg/L							
1,1,2-Trichloroethane	ND	0.50	µg/L							
Trichloroethylene	ND	1.0	µg/L							
Trichlorofluoromethane (Freon 11)	ND	2.0	µg/L							
1,2,3-Trichloropropane	ND	0.50	µg/L							
1,1,2-Trichloro-1,2,2-trifluoroethane (Freon 113)	ND	0.50	µg/L							
1,2,4-Trimethylbenzene	ND	0.50	µg/L							
1,3,5-Trimethylbenzene	ND	0.50	µg/L							
Vinyl Chloride	ND	1.0	µg/L							
m+p Xylene	ND	2.0	µg/L							
o-Xylene	ND	1.0	µg/L							
Surrogate: 1,2-Dichloroethane-d4	*24.0*		µg/L	25.0		96.1	70-130			
Surrogate: Toluene-d8	*26.3*		µg/L	25.0		105	70-130			
Surrogate: 4-Bromofluorobenzene	*25.0*		µg/L	25.0		100	70-130			
LCS (B298058-BS1)				Prepared & Analyzed: 12/30/21						
Acetone	92.2	10	µg/L	100		92.2	40-160			
Acrylonitrile	9.48	2.0	µg/L	10.0		94.8	70-130			
Benzene	10.6	0.50	µg/L	10.0		106	70-130			
Bromobenzene	9.62	0.50	µg/L	10.0		96.2	70-130			
Bromodichloromethane	10.8	0.50	µg/L	10.0		108	70-130			
Bromoform	9.40	0.50	µg/L	10.0		94.0	70-130			
Bromomethane	12.1	2.0	µg/L	10.0		121	40-160			V-20
2-Butanone (MEK)	88.8	5.0	µg/L	100		88.8	40-160			
n-Butylbenzene	7.81	1.0	µg/L	10.0		78.1	70-130			
sec-Butylbenzene	8.87	1.0	µg/L	10.0		88.7	70-130			
tert-Butylbenzene	9.23	1.0	µg/L	10.0		92.3	70-130			
Carbon Disulfide	93.9	5.0	µg/L	100		93.9	70-130			
Carbon Tetrachloride	8.91	0.50	µg/L	10.0		89.1	70-130			
Chlorobenzene	10.4	0.50	µg/L	10.0		104	70-130			
Chlorodibromomethane	10.7	0.50	µg/L	10.0		107	40-160			
Chloroethane	11.7	0.50	µg/L	10.0		117	70-130			V-20
Chloroform	10.5	0.50	µg/L	10.0		105	70-130			
Chloromethane	11.8	0.60	µg/L	10.0		118	40-160			V-20
2-Chlorotoluene	9.56	0.50	µg/L	10.0		95.6	70-130			
4-Chlorotoluene	9.58	0.50	µg/L	10.0		95.8	70-130			
1,2-Dibromo-3-chloropropane (DBCP)	8.27	1.0	µg/L	10.0		82.7	70-130			
1,2-Dibromoethane (EDB)	10.1	0.50	µg/L	10.0		101	70-130			
Dibromomethane	10.2	0.50	µg/L	10.0		102	70-130			
1,2-Dichlorobenzene	10.3	0.50	µg/L	10.0		103	70-130			
1,3-Dichlorobenzene	9.95	0.50	µg/L	10.0		99.5	70-130			
1,4-Dichlorobenzene	9.76	0.50	µg/L	10.0		97.6	70-130			
trans-1,4-Dichloro-2-butene	9.36	2.0	µg/L	10.0		93.6	70-130			
Dichlorodifluoromethane (Freon 12)	7.87	0.50	µg/L	10.0		78.7	40-160			
1,1-Dichloroethane	10.3	0.50	µg/L	10.0		103	70-130			
1,2-Dichloroethane	10.2	0.50	µg/L	10.0		102	70-130			
1,1-Dichloroethylene	9.26	0.50	µg/L	10.0		92.6	70-130			

con-test®
A Pace Analytical® Laboratory

39 Spruce Street * East Longmeadow, MA 01028 * FAX 413/525-6405 * TEL. 413/525-2332

QUALITY CONTROL

Volatile Organic Compounds by GC/MS - Quality Control

Analyte	Result	Reporting Limit	Units	Spike Level	Source Result	%REC		%REC Limits	RPD	RPD Limit	Notes
Batch B298058 - SW-846 5030B											
LCS (B298058-BS1)				Prepared & Analyzed: 12/30/21							
cis-1,2-Dichloroethylene	10.6	0.50	µg/L	10.0		106		70-130			
trans-1,2-Dichloroethylene	9.81	1.0	µg/L	10.0		98.1		70-130			
1,2-Dichloropropane	10.7	0.50	µg/L	10.0		107		70-130			
1,3-Dichloropropane	10.5	0.50	µg/L	10.0		105		70-130			
2,2-Dichloropropane	9.79	0.50	µg/L	10.0		97.9		70-130			
1,1-Dichloropropene	9.07	0.50	µg/L	10.0		90.7		70-130			
cis-1,3-Dichloropropene	11.0	0.50	µg/L	10.0		110		70-130			
trans-1,3-Dichloropropene	10.6	0.50	µg/L	10.0		106		70-130			
Ethylbenzene	9.51	0.50	µg/L	10.0		95.1		70-130			
Hexachlorobutadiene	8.34	0.60	µg/L	10.0		83.4		40-160			
2-Hexanone (MBK)	85.7	5.0	µg/L	100		85.7		70-130			
Isopropylbenzene (Cumene)	9.56	0.50	µg/L	10.0		95.6		70-130			
p-Isopropyltoluene (p-Cymene)	8.81	0.50	µg/L	10.0		88.1		70-130			
Methyl tert-Butyl Ether (MTBE)	11.6	0.50	µg/L	10.0		116		70-130			
Methylene Chloride	10.8	5.0	µg/L	10.0		108		70-130			
4-Methyl-2-pentanone (MIBK)	91.2	5.0	µg/L	100		91.2		40-160			
Naphthalene	5.92	2.0	µg/L	10.0		**59.2**	*	70-130			L-03, V-05
n-Propylbenzene	8.85	1.0	µg/L	10.0		88.5		70-130			
Styrene	10.6	1.0	µg/L	10.0		106		70-130			
1,1,1,2-Tetrachloroethane	10.4	0.50	µg/L	10.0		104		70-130			
1,1,2,2-Tetrachloroethane	9.77	0.50	µg/L	10.0		97.7		70-130			
Tetrachloroethylene	9.45	1.0	µg/L	10.0		94.5		70-130			
Tetrahydrofuran	9.69	10	µg/L	10.0		96.9		70-130			
Toluene	10.5	1.0	µg/L	10.0		105		70-130			
1,2,3-Trichlorobenzene	7.33	1.0	µg/L	10.0		73.3		70-130			V-05
1,2,4-Trichlorobenzene	7.15	0.50	µg/L	10.0		71.5		70-130			V-05
1,1,1-Trichloroethane	9.25	0.50	µg/L	10.0		92.5		70-130			
1,1,2-Trichloroethane	10.9	0.50	µg/L	10.0		109		70-130			
Trichloroethylene	10.1	1.0	µg/L	10.0		101		70-130			
Trichlorofluoromethane (Freon 11)	8.22	2.0	µg/L	10.0		82.2		40-160			
1,2,3-Trichloropropane	8.52	0.50	µg/L	10.0		85.2		70-130			
1,1,2-Trichloro-1,2,2-trifluoroethane (Freon 113)	8.53	0.50	µg/L	10.0		85.3		70-130			
1,2,4-Trimethylbenzene	9.59	0.50	µg/L	10.0		95.9		70-130			
1,3,5-Trimethylbenzene	9.41	0.50	µg/L	10.0		94.1		70-130			
Vinyl Chloride	10.0	1.0	µg/L	10.0		100		70-130			
m+p Xylene	19.5	2.0	µg/L	20.0		97.4		70-130			
o-Xylene	10.2	1.0	µg/L	10.0		102		70-130			
Surrogate: 1,2-Dichloroethane-d4	*24.5*		µg/L	25.0		97.8		70-130			
Surrogate: Toluene-d8	*26.7*		µg/L	25.0		107		70-130			
Surrogate: 4-Bromofluorobenzene	*24.9*		µg/L	25.0		99.6		70-130			

con-test®
A Pace Analytical® Laboratory

39 Spruce Street * East Longmeadow, MA 01028 * FAX 413/525-6405 * TEL. 413/525-2332

QUALITY CONTROL

Semivolatile Organic Compounds by GC/MS - Quality Control

Analyte	Result	Reporting Limit	Units	Spike Level	Source Result	%REC	%REC Limits	RPD	RPD Limit	Notes
Batch B298328 - SW-846 3510C										
Blank (B298328-BLK1)				Prepared: 01/04/22 Analyzed: 01/05/22						
Acenaphthene (SIM)	ND	0.30	µg/L							
Acenaphthylene (SIM)	ND	0.20	µg/L							
Anthracene (SIM)	ND	0.20	µg/L							
Benzo(a)anthracene (SIM)	ND	0.050	µg/L							
Benzo(a)pyrene (SIM)	ND	0.10	µg/L							
Benzo(b)fluoranthene (SIM)	ND	0.050	µg/L							
Benzo(g,h,i)perylene (SIM)	ND	0.50	µg/L							
Benzo(k)fluoranthene (SIM)	ND	0.20	µg/L							
Chrysene (SIM)	ND	0.20	µg/L							
Dibenz(a,h)anthracene (SIM)	ND	0.10	µg/L							
Fluoranthene (SIM)	ND	0.50	µg/L							
Fluorene (SIM)	ND	1.0	µg/L							
Indeno(1,2,3-cd)pyrene (SIM)	ND	0.10	µg/L							
2-Methylnaphthalene (SIM)	ND	1.0	µg/L							
Naphthalene (SIM)	ND	1.0	µg/L							
Phenanthrene (SIM)	ND	0.050	µg/L							
Pyrene (SIM)	ND	1.0	µg/L							
Surrogate: Nitrobenzene-d5	*79.2*		µg/L	100		79.2	30-130			
Surrogate: 2-Fluorobiphenyl	*68.9*		µg/L	100		68.9	30-130			
Surrogate: p-Terphenyl-d14	*98.7*		µg/L	100		98.7	30-130			
LCS (B298328-BS1)				Prepared: 01/04/22 Analyzed: 01/05/22						
Acenaphthene (SIM)	33.3	6.0	µg/L	50.0		66.6	40-140			
Acenaphthylene (SIM)	35.8	4.0	µg/L	50.0		71.7	40-140			
Anthracene (SIM)	35.5	4.0	µg/L	50.0		70.9	40-140			
Benzo(a)anthracene (SIM)	35.6	1.0	µg/L	50.0		71.3	40-140			
Benzo(a)pyrene (SIM)	37.8	2.0	µg/L	50.0		75.7	40-140			
Benzo(b)fluoranthene (SIM)	39.2	1.0	µg/L	50.0		78.5	40-140			
Benzo(g,h,i)perylene (SIM)	36.7	10	µg/L	50.0		73.5	40-140			
Benzo(k)fluoranthene (SIM)	39.4	4.0	µg/L	50.0		78.9	40-140			
Chrysene (SIM)	34.4	4.0	µg/L	50.0		68.8	40-140			
Dibenz(a,h)anthracene (SIM)	35.8	2.0	µg/L	50.0		71.5	40-140			
Fluoranthene (SIM)	35.2	10	µg/L	50.0		70.5	40-140			
Fluorene (SIM)	35.7	20	µg/L	50.0		71.4	40-140			
Indeno(1,2,3-cd)pyrene (SIM)	35.3	2.0	µg/L	50.0		70.7	40-140			
2-Methylnaphthalene (SIM)	36.1	20	µg/L	50.0		72.2	40-140			
Naphthalene (SIM)	32.9	20	µg/L	50.0		65.8	40-140			
Phenanthrene (SIM)	34.0	1.0	µg/L	50.0		68.0	40-140			
Pyrene (SIM)	33.3	20	µg/L	50.0		66.6	40-140			
Surrogate: Nitrobenzene-d5	*70.5*		µg/L	100		70.5	30-130			
Surrogate: 2-Fluorobiphenyl	*72.8*		µg/L	100		72.8	30-130			
Surrogate: p-Terphenyl-d14	*95.3*		µg/L	100		95.3	30-130			

con-test®
A Pace Analytical® Laboratory

39 Spruce Street * East Longmeadow, MA 01028 * FAX 413/525-6405 * TEL. 413/525-2332

QUALITY CONTROL

Semivolatile Organic Compounds by GC/MS - Quality Control

Analyte	Result	Reporting Limit	Units	Spike Level	Source Result	%REC	%REC Limits	RPD	RPD Limit	Notes
Batch B298328 - SW-846 3510C										
LCS Dup (B298328-BSD1)				Prepared: 01/04/22 Analyzed: 01/05/22						
Acenaphthene (SIM)	36.5	6.0	µg/L	50.0		73.0	40-140	9.22	20	
Acenaphthylene (SIM)	39.3	4.0	µg/L	50.0		78.7	40-140	9.31	20	
Anthracene (SIM)	39.4	4.0	µg/L	50.0		78.7	40-140	10.4	20	
Benzo(a)anthracene (SIM)	39.6	1.0	µg/L	50.0		79.2	40-140	10.5	20	
Benzo(a)pyrene (SIM)	42.6	2.0	µg/L	50.0		85.2	40-140	11.8	20	
Benzo(b)fluoranthene (SIM)	43.7	1.0	µg/L	50.0		87.5	40-140	10.8	20	
Benzo(g,h,i)perylene (SIM)	41.4	10	µg/L	50.0		82.7	40-140	11.8	20	
Benzo(k)fluoranthene (SIM)	44.4	4.0	µg/L	50.0		88.8	40-140	11.8	20	
Chrysene (SIM)	38.1	4.0	µg/L	50.0		76.1	40-140	10.1	20	
Dibenz(a,h)anthracene (SIM)	40.5	2.0	µg/L	50.0		81.1	40-140	12.5	20	
Fluoranthene (SIM)	39.4	10	µg/L	50.0		78.8	40-140	11.1	20	
Fluorene (SIM)	39.1	20	µg/L	50.0		78.1	40-140	8.93	20	
Indeno(1,2,3-cd)pyrene (SIM)	40.0	2.0	µg/L	50.0		80.0	40-140	12.3	20	
2-Methylnaphthalene (SIM)	39.5	20	µg/L	50.0		79.0	40-140	9.00	20	
Naphthalene (SIM)	36.1	20	µg/L	50.0		72.2	40-140	9.28	20	
Phenanthrene (SIM)	38.1	1.0	µg/L	50.0		76.2	40-140	11.3	20	
Pyrene (SIM)	36.9	20	µg/L	50.0		73.8	40-140	10.3	20	
Surrogate: Nitrobenzene-d5	*74.5*		µg/L	100		74.5	30-130			
Surrogate: 2-Fluorobiphenyl	*79.9*		µg/L	100		79.9	30-130			
Surrogate: p-Terphenyl-d14	*104*		µg/L	100		104	30-130			

con-test®
A Pace Analytical® Laboratory

39 Spruce Street * East Longmeadow, MA 01028 * FAX 413/525-6405 * TEL. 413/525-2332

QUALITY CONTROL

Polychlorinated Biphenyls By GC/ECD - Quality Control

Analyte	Result	Reporting Limit	Units	Spike Level	Source Result	%REC	%REC Limits	RPD	RPD Limit	Notes
Batch B298266 - SW-846 3510C										
Blank (B298266-BLK1)				Prepared: 01/04/22 Analyzed: 01/05/22						
Aroclor-1016	ND	0.14	µg/L							
Aroclor-1016 [2C]	ND	0.14	µg/L							
Aroclor-1221	ND	0.14	µg/L							
Aroclor-1221 [2C]	ND	0.14	µg/L							
Aroclor-1232	ND	0.14	µg/L							
Aroclor-1232 [2C]	ND	0.14	µg/L							
Aroclor-1242	ND	0.14	µg/L							
Aroclor-1242 [2C]	ND	0.14	µg/L							
Aroclor-1248	ND	0.14	µg/L							
Aroclor-1248 [2C]	ND	0.14	µg/L							
Aroclor-1254	ND	0.14	µg/L							
Aroclor-1254 [2C]	ND	0.14	µg/L							
Aroclor-1260	ND	0.14	µg/L							
Aroclor-1260 [2C]	ND	0.14	µg/L							
Aroclor-1262	ND	0.14	µg/L							
Aroclor-1262 [2C]	ND	0.14	µg/L							
Aroclor-1268	ND	0.14	µg/L							
Aroclor-1268 [2C]	ND	0.14	µg/L							
Surrogate: Decachlorobiphenyl	*2.51*		µg/L	2.76		90.9	30-150			
Surrogate: Decachlorobiphenyl [2C]	*2.56*		µg/L	2.76		92.9	30-150			
Surrogate: Tetrachloro-m-xylene	*1.98*		µg/L	2.76		71.7	30-150			
Surrogate: Tetrachloro-m-xylene [2C]	*1.94*		µg/L	2.76		70.4	30-150			
LCS (B298266-BS1)				Prepared: 01/04/22 Analyzed: 01/05/22						
Aroclor-1016	0.64	0.14	µg/L	0.690		93.1	40-140			
Aroclor-1016 [2C]	0.62	0.14	µg/L	0.690		89.3	40-140			
Aroclor-1260	0.60	0.14	µg/L	0.690		86.3	40-140			
Aroclor-1260 [2C]	0.58	0.14	µg/L	0.690		84.0	40-140			
Surrogate: Decachlorobiphenyl	*2.49*		µg/L	2.76		90.3	30-150			
Surrogate: Decachlorobiphenyl [2C]	*2.54*		µg/L	2.76		92.0	30-150			
Surrogate: Tetrachloro-m-xylene	*2.11*		µg/L	2.76		76.4	30-150			
Surrogate: Tetrachloro-m-xylene [2C]	*2.09*		µg/L	2.76		75.6	30-150			
LCS Dup (B298266-BSD1)				Prepared: 01/04/22 Analyzed: 01/05/22						
Aroclor-1016	0.64	0.14	µg/L	0.690		92.8	40-140	0.370	20	
Aroclor-1016 [2C]	0.61	0.14	µg/L	0.690		87.9	40-140	1.54	20	
Aroclor-1260	0.59	0.14	µg/L	0.690		85.9	40-140	0.386	20	
Aroclor-1260 [2C]	0.56	0.14	µg/L	0.690		81.6	40-140	2.88	20	
Surrogate: Decachlorobiphenyl	*2.42*		µg/L	2.76		87.6	30-150			
Surrogate: Decachlorobiphenyl [2C]	*2.44*		µg/L	2.76		88.5	30-150			
Surrogate: Tetrachloro-m-xylene	*2.01*		µg/L	2.76		72.8	30-150			
Surrogate: Tetrachloro-m-xylene [2C]	*1.98*		µg/L	2.76		71.6	30-150			

con-test®
A Pace Analytical® Laboratory

39 Spruce Street * East Longmeadow, MA 01028 * FAX 413/525-6405 * TEL. 413/525-2332

QUALITY CONTROL

Petroleum Hydrocarbons Analyses - Quality Control

Analyte	Result	Reporting Limit	Units	Spike Level	Source Result	%REC	%REC Limits	RPD	RPD Limit	Notes
Batch B298260 - SW-846 3510C										
Blank (B298260-BLK1)				Prepared: 01/04/22 Analyzed: 01/05/22						
CT ETPH	ND	0.15	mg/L							
Surrogate: 2-Fluorobiphenyl	*0.0832*		mg/L	0.100		83.2	50-150			
LCS (B298260-BS1)				Prepared: 01/04/22 Analyzed: 01/05/22						
CT ETPH	0.867	0.15	mg/L	1.00		86.7	60-120			
Surrogate: 2-Fluorobiphenyl	*0.0799*		mg/L	0.100		79.9	50-150			
LCS Dup (B298260-BSD1)				Prepared: 01/04/22 Analyzed: 01/05/22						
CT ETPH	0.893	0.15	mg/L	1.00		89.3	60-120	2.95	30	
Surrogate: 2-Fluorobiphenyl	*0.0816*		mg/L	0.100		81.6	50-150			

con-test®
A Pace Analytical® Laboratory

39 Spruce Street * East Longmeadow, MA 01028 * FAX 413/525-6405 * TEL. 413/525-2332

IDENTIFICATION SUMMARY FOR SINGLE COMPONENT ANALYTES

SW-846 8082A

LCS

Lab Sample ID: B298266-BS1 Date(s) Analyzed: 01/05/2022 01/05/2022

Instrument ID (1): ECD10 Instrument ID (2): ECD10

GC Column (1): ID: (mm) GC Column (2): ID: (mm)

ANALYTE	COL	RT	RT WINDOW		CONCENTRATION	%RPD
			FROM	TO		
Aroclor-1016	1	0.000	0.000	0.000	0.64	
	2	0.000	0.000	0.000	0.62	3.2
Aroclor-1260	1	0.000	0.000	0.000	0.60	
	2	0.000	0.000	0.000	0.58	3.4

con-test®
A Pace Analytical® Laboratory

39 Spruce Street * East Longmeadow, MA 01028 * FAX 413/525-6405 * TEL. 413/525-2332

IDENTIFICATION SUMMARY FOR SINGLE COMPONENT ANALYTES

SW-846 8082A

LCS Dup

Lab Sample ID: B298266-BSD1 Date(s) Analyzed: 01/05/2022 01/05/2022

Instrument ID (1): ECD10 Instrument ID (2): ECD10

GC Column (1): ID: (mm) GC Column (2): ID: (mm)

ANALYTE	COL	RT	RT WINDOW		CONCENTRATION	%RPD
			FROM	TO		
Aroclor-1016	1	0.000	0.000	0.000	0.64	
	2	0.000	0.000	0.000	0.61	4.8
Aroclor-1260	1	0.000	0.000	0.000	0.59	
	2	0.000	0.000	0.000	0.56	5.2

con-test®
A Pace Analytical® Laboratory

39 Spruce Street * East Longmeadow, MA 01028 * FAX 413/525-6405 * TEL. 413/525-2332

FLAG/QUALIFIER SUMMARY

*	QC result is outside of established limits.
†	Wide recovery limits established for difficult compound.
‡	Wide RPD limits established for difficult compound.
#	Data exceeded client recommended or regulatory level
ND	Not Detected
RL	Reporting Limit is at the level of quantitation (LOQ)
DL	Detection Limit is the lower limit of detection determined by the MDL study
MCL	Maximum Contaminant Level
	Percent recoveries and relative percent differences (RPDs) are determined by the software using values in the calculation which have not been rounded.
	No results have been blank subtracted unless specified in the case narrative section.
L-03	Laboratory fortified blank/laboratory control sample recovery is outside of control limits. Reported value for this compound is likely to be biased on the low side.
V-05	Continuing calibration verification (CCV) did not meet method specifications and was biased on the low side for this compound.
V-20	Continuing calibration verification (CCV) did not meet method specifications and was biased on the high side. Data validation is not affected since sample result was "not detected" for this compound.

con-test®
A Pace Analytical® Laboratory

39 Spruce Street * East Longmeadow, MA 01028 * FAX 413/525-6405 * TEL. 413/525-2332

CERTIFICATIONS

Certified Analyses included in this Report

Analyte	Certifications
CTDEP ETPH in Water	
CT ETPH	CT
SW-846 8082A in Water	
Aroclor-1016	CT,NH,NY,NC,ME,VA
Aroclor-1016 [2C]	CT,NH,NY,NC,ME,VA
Aroclor-1221	CT,NH,NY,NC,ME,VA
Aroclor-1221 [2C]	CT,NH,NY,NC,ME,VA
Aroclor-1232	CT,NH,NY,NC,ME,VA
Aroclor-1232 [2C]	CT,NH,NY,NC,ME,VA
Aroclor-1242	CT,NH,NY,NC,ME,VA
Aroclor-1242 [2C]	CT,NH,NY,NC,ME,VA
Aroclor-1248	CT,NH,NY,NC,ME,VA
Aroclor-1248 [2C]	CT,NH,NY,NC,ME,VA
Aroclor-1254	CT,NH,NY,NC,ME,VA
Aroclor-1254 [2C]	CT,NH,NY,NC,ME,VA
Aroclor-1260	CT,NH,NY,NC,ME,VA
Aroclor-1260 [2C]	CT,NH,NY,NC,ME,VA
Aroclor-1262	NH,NY,NC,ME,VA
Aroclor-1262 [2C]	NH,NY,NC,ME,VA
Aroclor-1268	NH,NY,NC,ME,VA
Aroclor-1268 [2C]	NH,NY,NC,ME,VA
SW-846 8260D in Water	
Acetone	CT,NH,NY,ME
Acrylonitrile	CT,NY,ME
Benzene	CT,NH,NY,ME
Bromobenzene	NY
Bromodichloromethane	CT,NH,NY,ME
Bromoform	CT,NH,NY,ME
Bromomethane	CT,NH,NY,ME
2-Butanone (MEK)	CT,NH,NY,ME
n-Butylbenzene	NY,ME
sec-Butylbenzene	NY,ME
tert-Butylbenzene	NY,ME
Carbon Disulfide	CT,NH,NY,ME
Carbon Tetrachloride	CT,NH,NY,ME
Chlorobenzene	CT,NH,NY,ME
Chlorodibromomethane	CT,NH,NY,ME
Chloroethane	CT,NH,NY,ME
Chloroform	CT,NH,NY,ME
Chloromethane	CT,NH,NY,ME
2-Chlorotoluene	NY,ME
4-Chlorotoluene	NY,ME
1,2-Dibromo-3-chloropropane (DBCP)	NY
1,2-Dibromoethane (EDB)	NY
Dibromomethane	NH,NY,ME
1,2-Dichlorobenzene	CT,NY,ME
1,3-Dichlorobenzene	CT,NH,NY,ME

con-test®
A Pace Analytical® Laboratory

39 Spruce Street * East Longmeadow, MA 01028 * FAX 413/525-6405 * TEL. 413/525-2332

CERTIFICATIONS

Certified Analyses included in this Report

Analyte	Certifications
SW-846 8260D in Water	
1,4-Dichlorobenzene	CT,NH,NY,ME
trans-1,4-Dichloro-2-butene	NH,NY,ME
Dichlorodifluoromethane (Freon 12)	NH,NY,ME
1,1-Dichloroethane	CT,NH,NY,ME
1,2-Dichloroethane	CT,NH,NY,ME
1,1-Dichloroethylene	CT,NH,NY,ME
cis-1,2-Dichloroethylene	NY,ME
trans-1,2-Dichloroethylene	CT,NH,NY,ME
1,2-Dichloropropane	CT,NH,NY,ME
1,3-Dichloropropane	NY,ME
2,2-Dichloropropane	NH,NY,ME
1,1-Dichloropropene	NH,NY,ME
cis-1,3-Dichloropropene	CT,NH,NY,ME
trans-1,3-Dichloropropene	CT,NH,NY,ME
Ethylbenzene	CT,NH,NY,ME
Hexachlorobutadiene	CT,NH,NY,ME
2-Hexanone (MBK)	CT,NH,NY,ME
Isopropylbenzene (Cumene)	NY,ME
p-Isopropyltoluene (p-Cymene)	CT,NH,NY,ME
Methyl tert-Butyl Ether (MTBE)	CT,NH,NY,ME
Methylene Chloride	CT,NH,NY,ME
4-Methyl-2-pentanone (MIBK)	CT,NH,NY,ME
Naphthalene	NH,NY,ME
n-Propylbenzene	CT,NH,NY,ME
Styrene	CT,NH,NY,ME
1,1,1,2-Tetrachloroethane	CT,NH,NY,ME
1,1,2,2-Tetrachloroethane	CT,NH,NY,ME
Tetrachloroethylene	CT,NH,NY,ME
Toluene	CT,NH,NY,ME
1,2,3-Trichlorobenzene	NH,NY,ME
1,2,4-Trichlorobenzene	CT,NH,NY,ME
1,1,1-Trichloroethane	CT,NH,NY,ME
1,1,2-Trichloroethane	CT,NH,NY,ME
Trichloroethylene	CT,NH,NY,ME
Trichlorofluoromethane (Freon 11)	CT,NH,NY,ME
1,2,3-Trichloropropane	NH,NY,ME
1,1,2-Trichloro-1,2,2-trifluoroethane (Freon 113)	NY
1,2,4-Trimethylbenzene	NY,ME
1,3,5-Trimethylbenzene	NY,ME
Vinyl Chloride	CT,NH,NY,ME
m+p Xylene	NH,NY,ME
o-Xylene	NH,NY,ME



39 Spruce Street * East Longmeadow, MA 01028 * FAX 413/525-6405 * TEL. 413/525-2332

Con-Test, a Pace Environmental Laboratory, operates under the following certifications and accreditations:

Code	Description	Number	Expires
AIHA	AIHA-LAP, LLC - ISO17025:2017	100033	03/1/2024
MA	Massachusetts DEP	M-MA100	06/30/2022
CT	Connecticut Department of Publilc Health	PH-0165	12/31/2022
NY	New York State Department of Health	10899 NELAP	04/1/2022
NH-S	New Hampshire Environmental Lab	2516 NELAP	02/5/2022
RI	Rhode Island Department of Health	LAO00373	12/30/2022
NC	North Carolina Div. of Water Quality	652	12/31/2022
NJ	New Jersey DEP	MA007 NELAP	06/30/2022
FL	Florida Department of Health	E871027 NELAP	06/30/2022
VT	Vermont Department of Health Lead Laboratory	LL720741	07/30/2022
ME	State of Maine	MA00100	06/9/2023
VA	Commonwealth of Virginia	460217	12/14/2022
NH-P	New Hampshire Environmental Lab	2557 NELAP	09/6/2022
VT-DW	Vermont Department of Health Drinking Water	VT-255716	06/12/2022
NC-DW	North Carolina Department of Health	25703	07/31/2022
PA	Commonwealth of Pennsylvania DEP	68-05812	06/30/2022
MI	Dept. of Env, Great Lakes, and Energy	9100	09/6/2022

con-test ANALYTICAL LABORATORY
21L1949

Phone: 413-525-2332
Fax: 413-525-6405
Email: info@contestlabs.com

http://www.contestlabs.com Doc # 381 Rev 0 5 8 2015

CHAIN OF CUSTODY RECORD

39 Spruce Street
East Longmeadow, MA 01028

Page 1 of 1

Company Name:	Weston & Sampson - (for Eversource Energy)
Address:	712 Brook Street, Rocky Hill, CT 06067
Phone:	(860) 513-1473
Project Name:	Simsbury AWC
Project Location:	Simsbury, CT
Project Number:	Client PO = 11003487
Project Manager:	Laura Yellen
Con-Test Bid:	n/a
Invoice Recipient:	Eversource (Drew Blicharz)
Sampled By:	Will Sirotnak

Requested Turnaround Time
7-Day ☐ 10-Day ☐
Other: ☐ 5-7 Bus. Days ☑

Rush-Approval Required
1-Day ☐ 3-Day ☐
2-Day ☐ 4-Day ☐

Data Delivery
Format: PDF ☑ EXCEL ☑
Other:
Enhanced Data Package Required: ☐
Email To: yellenl@wseinc.com
Fax To #: willsonj@wseinc.com

Con-Test Work Order#	Client Sample ID / Description	Beginning Date/Time	Ending Date/Time	Composite	Grab	[1]Matrix Code	Conc Code	VOCs (8260)	PAHs *1	CT ETPH	VPH (HOLD)	EPH (Extract + Hold)	PCBs
1	CCA-3	12/28/21	900		X	GW	U		X				
2	MW-6		950							X			
3	MW-102		1030					X		X			
4	MW-101		1120							X	X	X	
5	MW-400		1300							X			X
6	MW-401		1215							X			X
7	Dup-1		—							X			X
8	Trip BLANK	↓	—					X					

ANALYSIS REQUESTED

3	2	2																						
H	I	I																						
V	A	A																						

[1] # of Containers
[2] Preservation Code
[3] Container Code

Dissolved Metals Samples
O Field Filtered
O Lab to Filter

Orthophosphate Samples
O Field Filtered
O Lab to Filter

[1] Matrix Codes:
GW = Ground Water
WW = Waste Water
DW = Drinking Water
A = Air
S = Soil/Solid
SL = Sludge
O = Other (please define)

[2] Preservation Codes:
I = Iced
H = HCL
M = Methanol
N = Nitric Acid
S = Sulfuric Acid
B = Sodium Bisulfate
X = Sodium Hydroxide
T = Sodium Thiosulfate
O = Other (please define)

[3] Container Codes:
A = Amber Glass
G = Glass
P = Plastic
ST = Sterile
V = Vial
S = Summa Canister
T = Tedlar Bag
O = Other (please define)

Comments: (1) Please bill Eversource directly - Send invoice and results to drew.blicharz@eversource.com

Extract + HOLD EPH SAMPLE - HOLD VPH SAMPLE

*1 - Run all PAH samples using SIM method at low detection limits. Eversource PO# 11003487

Please use the following codes to indicate possible sample concentration within the **Conc Code** column above:
H - High; M - Medium; L - Low; C - Clean; U - Unknown

Relinquished by: (signature)		Date/Time: 12/29/21
Received by: (signature)	1408	Date/Time: 12-29-2021
Relinquished by: (signature)		Date/Time: 12-29-2021
Received by: (signature)	1530	Date/Time:
Relinquished by: (signature)		Date/Time:
Received by: (signature)		Date/Time:

Detection Limit Requirements
MA
CT CTDEEP RSRs (includes RES DEC & GA PMC)
Other:

Program Information
○ MCP Analytical Certification Form Required
● RCP Analysis Certification Form Required
○ MA State DW Form Required
PWSID # _____

NELAC and AIHA-LAP, LLC Accredited

TURNAROUND TIME (BUSINESS DAYS) STARTS AT 9:00 AM THE DAY AFTER SAMPLE RECEIPT UNLESS THERE ARE QUESTIONS ON THIS CHAIN. IF THIS FORM IS NOT FILLED OUT COMPLETELY OR IS INCORRECT, TURNAROUND TIME CANNOT START UNTIL ALL QUESTIONS HAVE BEEN ANSWERED.

Table of Contents

I Have Not Confirmed Sample Container Numbers With Lab Staff Before Relinquishing Over Samples_____

con-test® ANALYTICAL LABORATORY

Doc# 277 Rev 5 2017

Login Sample Receipt Checklist - (Rejection Criteria Listing - Using Acceptance Policy) Any False Statement will be brought to the attention of the Client - State True or False

Client WTS

Received By [signature] Date 12/29/21 Time 1530

How were the samples received? In Cooler T No Cooler ____ On Ice T No Ice ____
Direct from Sampling ____ Ambient ____ Melted Ice ____

Were samples within Temperature? 2-6°C T By Gun # 5 Actual Temp - 2.0
By Blank # ____ Actual Temp - ____

Was Custody Seal Intact? n/a Were Samples Tampered with? n/a
Was COC Relinquished ? T Does Chain Agree With Samples? T
Are there broken/leaking/loose caps on any samples? F
Is COC in ink/ Legible? T Were samples received within holding time? T
Did COC include all pertinent Information? Client T Analysis T Sampler Name T
Project T ID's T Collection Dates/Times T
Are Sample labels filled out and legible? T
Are there Lab to Filters? F Who was notified? ____
Are there Rushes? F Who was notified? ____
Are there Short Holds? F Who was notified? ____
Is there enough Volume? T
Is there Headspace where applicable? F MS/MSD? F
Proper Media/Containers Used? T Is splitting samples required? F
Were trip blanks received? T On COC? T
Do all samples have the proper pH? Acid n/a Base n/a

Vials	#	Containers:	#		#		#
Unp-		1 Liter Amb.	14	1 Liter Plastic		16 oz Amb.	
HCL-	6	500 mL Amb.		500 mL Plastic		8oz Amb/Clear	
Meoh-		250 mL Amb.		250 mL Plastic		4oz Amb/Clear	
Bisulfate-		Flashpoint		Col./Bacteria		2oz Amb/Clear	
DI-		Other Glass	6	Other Plastic		Encore	
Thiosulfate-		SOC Kit		Plastic Bag		Frozen:	
Sulfuric-		Perchlorate		Ziplock			

Unused Media

Vials	#	Containers:	#		#		#
Unp-		1 Liter Amb.		1 Liter Plastic		16 oz Amb.	
HCL-		500 mL Amb.		500 mL Plastic		8oz Amb/Clear	
Meoh-		250 mL Amb.		250 mL Plastic		4oz Amb/Clear	
Bisulfate-		Col./Bacteria		Flashpoint		2oz Amb/Clear	
DI-		Other Plastic		Other Glass		Encore	
Thiosulfate-		SOC Kit		Plastic Bag		Frozen:	
Sulfuric-		Perchlorate		Ziplock			

Comments:

C:\MSDChem\2\DATA\B010522\B22F005006.D

CT ETPH Discrimination Check

Data File Name B22F005006.D
Data File Path C:\MSDChem\2\DATA\B010522\
Operator RDD
Date Acquired 1/5/1922 9:38
Acq. Method File EPH04.M
Sample Name ETPH 1500
Instrument Name GCFID2

Name	Ret Time	Target Response	Average Response	*%D+/-20
n-Nonane	1.65	8225041	9278742	11
n-Decane	2.28	8545250	9278742	8
n-Dodecane	3.22	8764868	9278742	6
n-Tetradecane	3.94	9152922	9278742	1
n-Hexadecane	4.56	9306392	9278742	0
n-Octadecane	5.11	9755303	9278742	-5
n-Eicosane	5.72	9432713	9278742	-2
n-Docosane	6.47	9438806	9278742	-2
n-Tetracosane	7.31	9540415	9278742	-3
n-Hexacosane	8.11	9534098	9278742	-3
n-Octacosane	8.85	9560217	9278742	-3
n-Triacontane	9.54	9537616	9278742	-3
n-Dotriacontane	10.18	9447102	9278742	-2
n-Tetratriacontane	10.78	9538014	9278742	-3
n-Hexatriacontane	11.38	9402368	9278742	-1

Samples
21L1949-03
21L1949-07
21L1949-02

*One compound allowed %D</=50

C:\MSDCHEM\2\DATA\B010522.SEC\B22F005007.D

CT ETPH Discrimination Check

Data File Name B22F005007.D
Data File Path C:\MSDCHEM\2\DATA\B010522.SEC\
Operator RDD
Date Acquired 1/5/1922 9:59
Acq. Method File EPH04.M
Sample Name ETPH 1500
Instrument Name GCFID2

Name	Ret Time	Target Response	Average Response	*%D+/-20
n-Nonane	1.64	7515975	8329198	10
n-Decane	2.28	7790005	8329198	6
n-Dodecane	3.22	7954853	8329198	4
n-Tetradecane	3.94	8181239	8329198	2
n-Hexadecane	4.55	8350585	8329198	0
n-Octadecane	5.09	8738023	8329198	-5
n-Eicosane	5.69	8477929	8329198	-2
n-Docosane	6.43	8478953	8329198	-2
n-Tetracosane	7.26	8560968	8329198	-3
n-Hexacosane	8.07	8571277	8329198	-3
n-Octacosane	8.81	8628440	8329198	-4
n-Triacontane	9.49	8600491	8329198	-3
n-Dotriacontane	10.12	8504056	8329198	-2
n-Tetratriacontane	10.71	8511105	8329198	-2
n-Hexatriacontane	11.29	8074067	8329198	3

Samples
21L1949-05
21L1949-04
21L1949-06

*One compound allowed %D</=50

REASONABLE CONFIDENCE PROTOCOL
LABORATORY ANALYSIS QA/QC CERTIFICATION FORM

Laboratory Name: Con-Test, a Pace Analytical Laboratory

Client: Weston & Sampson

Project Location: Simsbury, CT

Project Number: 21L1949

Laboratory Sample ID(s):
21L1949-01 thru 21L1949-08

Sample Date(s):
12/28/2021

List RCP Methods Used:
CTDEP ETPH, SW-846 8082A, SW-846 8260D, SW-846 8270E

1	For each analytical method referenced in this laboratory report package, were all specified QA/QC performance criteria followed, including the requirement to explain any criteria falling outside of acceptable guidelines, as specified in the CTDEP method-specific Reasonable Confidence Protocol documents?	☑ Yes ☐ No
1A	Were the method specified preservation and holding time requirements met?	☑ Yes ☐ No
1B	VPH and EPH Methods only: Was the VPH and EPH method conducted without significant modifications (see Section 11.3 of respective RCP methods)?	☐ Yes ☐ No ☑ N/A
2	Were all samples received by the laboratory in a condition consistent with that described on the associated chain-of-custody document(s)?	☑ Yes ☐ No
3	Were samples received at an appropriate temperature (< 6 degrees C.)?	☑ Yes ☐ No ☐ N/A
4	Were all QA/QC performance criteria specified in the CTDEP Reasonable Confidence Protocol documents achieved?	☐ Yes ☑ No
5A	Were reporting limits specified or referenced on the chain-of-custody?	☑ Yes ☐ No
5B	Were these reporting limits met?	☐ Yes ☑ No
6	For each analytical method referenced in this laboratory report package, were results reported for all constituents identified in the method-specific analyte lists presented in the Reasonable Confidence Protocol documents?	☐ Yes ☑ No
7	Are project-specific matrix spikes and laboratory duplicates included in this data set?	☐ Yes ☑ No

Notes: For all questions to which the response was "No" (with the exception of question #7), additional information must be provided in an attached narrative. If the answer to question #1, #1A, or #1B is "No", the data package does not meet the requirements for "Reasonable Confidence."
This form may not be altered and all questions must be answered.

Lisa A. Worthington

I, the undersigned, attest under the pains and penalties of perjury that, to the best of my knowledge and belief and based upon my personal inquiry of those responsible for providing the information contained in this analytical report, such information is accurate and complete.

Authorized Signature: Lisa Worthington **Position:** **Technical Representative**

Printed Name: **Lisa A. Worthington** **Date:** **01/10/22**

Name of Laboratory: **Con-Test, a Pace Analytical Laboratory**

This certification form is to be used for RCP methods only.

con-test®
A Pace Analytical® Laboratory

39 Spruce Street * East Longmeadow, MA 01028 * FAX 413/525-6405 * TEL. 413/525-2332

January 12, 2022

Laura Yellen
Weston & Sampson
712 Brook Street, Suite 103
Rocky Hill, CT 06067

Project Location: Bridgeport, CT
Client Job Number:
Project Number: 2180209
Laboratory Work Order Number: 22A0069

Enclosed are results of analyses for samples as received by the laboratory on January 4, 2022. If you have any questions concerning this report, please feel free to contact me.

Sincerely,



Kerry K. McGee
Project Manager

Table of Contents

Sample Summary 3

Case Narrative 4

Sample Results 5

22A0069-01 5

22A0069-02 7

Sample Preparation Information 9

QC Data 10

Polychlorinated Biphenyls By GC/ECD 10

B298478 10

Petroleum Hydrocarbons Analyses 11

B298332 11

Dual Column RPD Report 12

Flag/Qualifier Summary 14

Certifications 15

Chain of Custody/Sample Receipt 16

con-test®
A Pace Analytical® Laboratory

39 Spruce Street * East Longmeadow, MA 01028 * FAX 413/525-6405 * TEL. 413/525-2332

Weston & Sampson
712 Brook Street, Suite 103
Rocky Hill, CT 06067
ATTN: Laura Yellen

REPORT DATE: 1/12/2022

PURCHASE ORDER NUMBER: 11003487

PROJECT NUMBER: 2180209

ANALYTICAL SUMMARY

WORK ORDER NUMBER: 22A0069

The results of analyses performed on the following samples submitted to CON-TEST, a Pace Analytical Laboratory, are found in this report.

PROJECT LOCATION: Bridgeport, CT

FIELD SAMPLE #	LAB ID:	MATRIX	SAMPLE DESCRIPTION	TEST	SUB LAB
MW-402	22A0069-01	Ground Water		CTDEP ETPH SW-846 8082A	
MW-403	22A0069-02	Ground Water		CTDEP ETPH SW-846 8082A	

con-test®
A Pace Analytical® Laboratory

39 Spruce Street * East Longmeadow, MA 01028 * FAX 413/525-6405 * TEL. 413/525-2332

CASE NARRATIVE SUMMARY

All reported results are within defined laboratory quality control objectives unless listed below or otherwise qualified in this report.

SW-846 8082A

Qualifications:

R-05

Laboratory fortified blank duplicate RPD is outside of control limits. Reduced precision is anticipated for any reported value for this compound.

Analyte & Samples(s) Qualified:

Aroclor-1016 [2C]

22A0069-01[MW-402], 22A0069-02[MW-403], B298478-BLK1, B298478-BS1, B298478-BSD1

The results of analyses reported only relate to samples submitted to Con-Test, a Pace Analytical Laboratory, for testing.
I certify that the analyses listed above, unless specifically listed as subcontracted, if any, were performed under my direction according to the approved methodologies listed in this document, and that based upon my inquiry of those individuals immediately responsible for obtaining the information, the material contained in this report is, to the best of my knowledge and belief, accurate and complete.

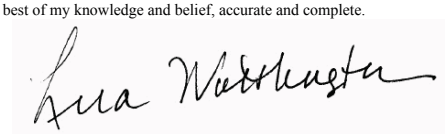

Lisa A. Worthington
Technical Representative

con-test®
A Pace Analytical® Laboratory

39 Spruce Street * East Longmeadow, MA 01028 * FAX 413/525-6405 * TEL. 413/525-2332

Project Location: Bridgeport, CT
Sample Description:
Work Order: 22A0069

Date Received: 1/4/2022

Field Sample #: MW-402
Sampled: 1/4/2022 09:05

Sample ID: 22A0069-01

Sample Matrix: Ground Water

Polychlorinated Biphenyls By GC/ECD

Analyte	Results	RL	Units	Dilution	Flag/Qual	Method	Date Prepared	Date/Time Analyzed	Analyst
Aroclor-1016 [1]	ND	0.19	µg/L	1		SW-846 8082A	1/7/22	1/10/22 18:33	PJG
Aroclor-1221 [1]	ND	0.19	µg/L	1		SW-846 8082A	1/7/22	1/10/22 18:33	PJG
Aroclor-1232 [1]	ND	0.19	µg/L	1		SW-846 8082A	1/7/22	1/10/22 18:33	PJG
Aroclor-1242 [1]	ND	0.19	µg/L	1		SW-846 8082A	1/7/22	1/10/22 18:33	PJG
Aroclor-1248 [1]	ND	0.19	µg/L	1		SW-846 8082A	1/7/22	1/10/22 18:33	PJG
Aroclor-1254 [1]	ND	0.19	µg/L	1		SW-846 8082A	1/7/22	1/10/22 18:33	PJG
Aroclor-1260 [1]	ND	0.19	µg/L	1		SW-846 8082A	1/7/22	1/10/22 18:33	PJG
Aroclor-1262 [1]	ND	0.19	µg/L	1		SW-846 8082A	1/7/22	1/10/22 18:33	PJG
Aroclor-1268 [1]	ND	0.19	µg/L	1		SW-846 8082A	1/7/22	1/10/22 18:33	PJG

Surrogates	% Recovery	Recovery Limits	Flag/Qual	
Decachlorobiphenyl [1]	65.6	30-150		1/10/22 18:33
Decachlorobiphenyl [2]	59.6	30-150		1/10/22 18:33
Tetrachloro-m-xylene [1]	53.5	30-150		1/10/22 18:33
Tetrachloro-m-xylene [2]	46.3	30-150		1/10/22 18:33

con-test®
A Pace Analytical® Laboratory

39 Spruce Street * East Longmeadow, MA 01028 * FAX 413/525-6405 * TEL. 413/525-2332

Project Location: Bridgeport, CT | Sample Description: | Work Order: 22A0069

Date Received: 1/4/2022

Field Sample #: MW-402 | Sampled: 1/4/2022 09:05

Sample ID: 22A0069-01

Sample Matrix: Ground Water

Petroleum Hydrocarbons Analyses

Analyte	Results	RL	Units	Dilution	Flag/Qual	Method	Date Prepared	Date/Time Analyzed	Analyst
CT ETPH	ND	0.15	mg/L	1		CTDEP ETPH	1/5/22	1/7/22 13:48	RDD

Surrogates	% Recovery	Recovery Limits	Flag/Qual	
2-Fluorobiphenyl	70.4	50-150		1/7/22 13:48

con-test®
A Pace Analytical® Laboratory
39 Spruce Street * East Longmeadow, MA 01028 * FAX 413/525-6405 * TEL. 413/525-2332

Project Location: Bridgeport, CT
Sample Description:
Work Order: 22A0069
Date Received: 1/4/2022
Field Sample #: MW-403
Sampled: 1/4/2022 11:10
Sample ID: 22A0069-02
Sample Matrix: Ground Water

Polychlorinated Biphenyls By GC/ECD

Analyte	Results	RL	Units	Dilution	Flag/Qual	Method	Date Prepared	Date/Time Analyzed	Analyst
Aroclor-1016 [1]	ND	0.19	µg/L	1		SW-846 8082A	1/7/22	1/10/22 18:50	PJG
Aroclor-1221 [1]	ND	0.19	µg/L	1		SW-846 8082A	1/7/22	1/10/22 18:50	PJG
Aroclor-1232 [1]	ND	0.19	µg/L	1		SW-846 8082A	1/7/22	1/10/22 18:50	PJG
Aroclor-1242 [1]	ND	0.19	µg/L	1		SW-846 8082A	1/7/22	1/10/22 18:50	PJG
Aroclor-1248 [1]	ND	0.19	µg/L	1		SW-846 8082A	1/7/22	1/10/22 18:50	PJG
Aroclor-1254 [1]	ND	0.19	µg/L	1		SW-846 8082A	1/7/22	1/10/22 18:50	PJG
Aroclor-1260 [1]	ND	0.19	µg/L	1		SW-846 8082A	1/7/22	1/10/22 18:50	PJG
Aroclor-1262 [1]	ND	0.19	µg/L	1		SW-846 8082A	1/7/22	1/10/22 18:50	PJG
Aroclor-1268 [1]	ND	0.19	µg/L	1		SW-846 8082A	1/7/22	1/10/22 18:50	PJG

Surrogates	% Recovery	Recovery Limits	Flag/Qual	
Decachlorobiphenyl [1]	61.6	30-150		1/10/22 18:50
Decachlorobiphenyl [2]	56.4	30-150		1/10/22 18:50
Tetrachloro-m-xylene [1]	61.1	30-150		1/10/22 18:50
Tetrachloro-m-xylene [2]	53.0	30-150		1/10/22 18:50

con-test®
A Pace Analytical® Laboratory
39 Spruce Street * East Longmeadow, MA 01028 * FAX 413/525-6405 * TEL. 413/525-2332

Project Location: Bridgeport, CT
Sample Description:
Work Order: 22A0069
Date Received: 1/4/2022
Field Sample #: MW-403
Sampled: 1/4/2022 11:10
Sample ID: 22A0069-02
Sample Matrix: Ground Water

Petroleum Hydrocarbons Analyses

Analyte	Results	RL	Units	Dilution	Flag/Qual	Method	Date Prepared	Date/Time Analyzed	Analyst
CT ETPH	0.16	0.15	mg/L	1		CTDEP ETPH	1/5/22	1/7/22 13:28	RDD

Surrogates	% Recovery	Recovery Limits	Flag/Qual	
2-Fluorobiphenyl	62.2	50-150		1/7/22 13:28

con-test®
A Pace Analytical® Laboratory

39 Spruce Street * East Longmeadow, MA 01028 * FAX 413/525-6405 * TEL. 413/525-2332

Sample Extraction Data

Prep Method: SW-846 3510C **Analytical Method: CTDEP ETPH**

Lab Number [Field ID]	Batch	Initial [mL]	Final [mL]	Date
22A0069-01 [MW-402]	B298332	1020	1.00	01/05/22
22A0069-02 [MW-403]	B298332	1020	1.00	01/05/22

Prep Method: SW-846 3510C **Analytical Method: SW-846 8082A**

Lab Number [Field ID]	Batch	Initial [mL]	Final [mL]	Date
22A0069-01 [MW-402]	B298478	1060	10.0	01/07/22
22A0069-02 [MW-403]	B298478	1040	10.0	01/07/22

con-test®
A Pace Analytical® Laboratory

39 Spruce Street * East Longmeadow, MA 01028 * FAX 413/525-6405 * TEL. 413/525-2332

QUALITY CONTROL

Polychlorinated Biphenyls By GC/ECD - Quality Control

Analyte	Result	Reporting Limit	Units	Spike Level	Source Result	%REC	%REC Limits	RPD	RPD Limit	Notes
Batch B298478 - SW-846 3510C										
Blank (B298478-BLK1)				Prepared: 01/07/22 Analyzed: 01/10/22						
Aroclor-1016	ND	0.20	µg/L							
Aroclor-1016 [2C]	ND	0.20	µg/L							R-05
Aroclor-1221	ND	0.20	µg/L							
Aroclor-1221 [2C]	ND	0.20	µg/L							
Aroclor-1232	ND	0.20	µg/L							
Aroclor-1232 [2C]	ND	0.20	µg/L							
Aroclor-1242	ND	0.20	µg/L							
Aroclor-1242 [2C]	ND	0.20	µg/L							
Aroclor-1248	ND	0.20	µg/L							
Aroclor-1248 [2C]	ND	0.20	µg/L							
Aroclor-1254	ND	0.20	µg/L							
Aroclor-1254 [2C]	ND	0.20	µg/L							
Aroclor-1260	ND	0.20	µg/L							
Aroclor-1260 [2C]	ND	0.20	µg/L							
Aroclor-1262	ND	0.20	µg/L							
Aroclor-1262 [2C]	ND	0.20	µg/L							
Aroclor-1268	ND	0.20	µg/L							
Aroclor-1268 [2C]	ND	0.20	µg/L							
Surrogate: Decachlorobiphenyl	*1.46*		µg/L	2.00		73.0	30-150			
Surrogate: Decachlorobiphenyl [2C]	*1.33*		µg/L	2.00		66.3	30-150			
Surrogate: Tetrachloro-m-xylene	*1.49*		µg/L	2.00		74.4	30-150			
Surrogate: Tetrachloro-m-xylene [2C]	*1.25*		µg/L	2.00		62.5	30-150			
LCS (B298478-BS1)				Prepared: 01/07/22 Analyzed: 01/10/22						
Aroclor-1016	0.45	0.20	µg/L	0.500		90.8	40-140			
Aroclor-1016 [2C]	0.38	0.20	µg/L	0.500		75.6	40-140			R-05
Aroclor-1260	0.43	0.20	µg/L	0.500		86.6	40-140			
Aroclor-1260 [2C]	0.36	0.20	µg/L	0.500		72.2	40-140			
Surrogate: Decachlorobiphenyl	*1.55*		µg/L	2.00		77.6	30-150			
Surrogate: Decachlorobiphenyl [2C]	*1.40*		µg/L	2.00		70.1	30-150			
Surrogate: Tetrachloro-m-xylene	*1.64*		µg/L	2.00		82.1	30-150			
Surrogate: Tetrachloro-m-xylene [2C]	*1.38*		µg/L	2.00		69.1	30-150			
LCS Dup (B298478-BSD1)				Prepared: 01/07/22 Analyzed: 01/10/22						
Aroclor-1016	0.42	0.20	µg/L	0.500		83.4	40-140	8.49	20	
Aroclor-1016 [2C]	0.31	0.20	µg/L	0.500		61.8	40-140	**20.2** *	20	R-05
Aroclor-1260	0.38	0.20	µg/L	0.500		76.5	40-140	12.4	20	
Aroclor-1260 [2C]	0.30	0.20	µg/L	0.500		60.7	40-140	17.4	20	
Surrogate: Decachlorobiphenyl	*1.04*		µg/L	2.00		51.8	30-150			
Surrogate: Decachlorobiphenyl [2C]	*0.903*		µg/L	2.00		45.2	30-150			
Surrogate: Tetrachloro-m-xylene	*1.48*		µg/L	2.00		74.0	30-150			
Surrogate: Tetrachloro-m-xylene [2C]	*1.20*		µg/L	2.00		59.9	30-150			

con-test®
A Pace Analytical® Laboratory

39 Spruce Street * East Longmeadow, MA 01028 * FAX 413/525-6405 * TEL. 413/525-2332

QUALITY CONTROL

Petroleum Hydrocarbons Analyses - Quality Control

Analyte	Result	Reporting Limit	Units	Spike Level	Source Result	%REC	%REC Limits	RPD	RPD Limit	Notes
Batch B298332 - SW-846 3510C										
Blank (B298332-BLK1)				Prepared: 01/05/22 Analyzed: 01/06/22						
CT ETPH	ND	0.15	mg/L							
Surrogate: 2-Fluorobiphenyl	*0.0622*		mg/L	0.100		62.2	50-150			
LCS (B298332-BS1)				Prepared: 01/05/22 Analyzed: 01/06/22						
CT ETPH	0.849	0.15	mg/L	1.00		84.9	60-120			
Surrogate: 2-Fluorobiphenyl	*0.0867*		mg/L	0.100		86.7	50-150			
LCS Dup (B298332-BSD1)				Prepared: 01/05/22 Analyzed: 01/06/22						
CT ETPH	0.743	0.15	mg/L	1.00		74.3	60-120	13.2	30	
Surrogate: 2-Fluorobiphenyl	*0.0665*		mg/L	0.100		66.5	50-150			

con-test®
A Pace Analytical® Laboratory

39 Spruce Street * East Longmeadow, MA 01028 * FAX 413/525-6405 * TEL. 413/525-2332

IDENTIFICATION SUMMARY FOR SINGLE COMPONENT ANALYTES

SW-846 8082A

LCS

Lab Sample ID: B298478-BS1 Date(s) Analyzed: 01/10/2022 01/10/2022

Instrument ID (1): ECD10 Instrument ID (2): ECD10

GC Column (1): ID: (mm) GC Column (2): ID: (mm)

ANALYTE	COL	RT	RT WINDOW		CONCENTRATION	%RPD
			FROM	TO		
Aroclor-1016	1	0.000	0.000	0.000	0.45	
	2	0.000	0.000	0.000	0.38	16.9
Aroclor-1260	1	0.000	0.000	0.000	0.43	
	2	0.000	0.000	0.000	0.36	17.7

con-test®
A Pace Analytical® Laboratory

39 Spruce Street * East Longmeadow, MA 01028 * FAX 413/525-6405 * TEL. 413/525-2332

IDENTIFICATION SUMMARY FOR SINGLE COMPONENT ANALYTES

SW-846 8082A

LCS Dup

Lab Sample ID: B298478-BSD1 Date(s) Analyzed: 01/10/2022 01/10/2022

Instrument ID (1): ECD10 Instrument ID (2): ECD10

GC Column (1): ID: (mm) GC Column (2): ID: (mm)

ANALYTE	COL	RT	RT WINDOW		CONCENTRATION	%RPD
			FROM	TO		
Aroclor-1016	1	0.000	0.000	0.000	0.42	
	2	0.000	0.000	0.000	0.31	30.1
Aroclor-1260	1	0.000	0.000	0.000	0.38	
	2	0.000	0.000	0.000	0.30	23.5

con-test®
A Pace Analytical® Laboratory

39 Spruce Street * East Longmeadow, MA 01028 * FAX 413/525-6405 * TEL. 413/525-2332

FLAG/QUALIFIER SUMMARY

*	QC result is outside of established limits.
†	Wide recovery limits established for difficult compound.
‡	Wide RPD limits established for difficult compound.
#	Data exceeded client recommended or regulatory level
ND	Not Detected
RL	Reporting Limit is at the level of quantitation (LOQ)
DL	Detection Limit is the lower limit of detection determined by the MDL study
MCL	Maximum Contaminant Level
	Percent recoveries and relative percent differences (RPDs) are determined by the software using values in the calculation which have not been rounded.
	No results have been blank subtracted unless specified in the case narrative section.
R-05	Laboratory fortified blank duplicate RPD is outside of control limits. Reduced precision is anticipated for any reported value for this compound.

con-test®
A Pace Analytical® Laboratory

39 Spruce Street * East Longmeadow, MA 01028 * FAX 413/525-6405 * TEL. 413/525-2332

CERTIFICATIONS

Certified Analyses included in this Report

Analyte	Certifications
CTDEP ETPH in Soil	
CT ETPH	CT
CTDEP ETPH in Water	
CT ETPH	CT
SW-846 8082A in Water	
Aroclor-1016	CT,NH,NY,NC,ME,VA,PA
Aroclor-1016 [2C]	CT,NH,NY,NC,ME,VA,PA
Aroclor-1221	CT,NH,NY,NC,ME,VA,PA
Aroclor-1221 [2C]	CT,NH,NY,NC,ME,VA,PA
Aroclor-1232	CT,NH,NY,NC,ME,VA,PA
Aroclor-1232 [2C]	CT,NH,NY,NC,ME,VA,PA
Aroclor-1242	CT,NH,NY,NC,ME,VA,PA
Aroclor-1242 [2C]	CT,NH,NY,NC,ME,VA,PA
Aroclor-1248	CT,NH,NY,NC,ME,VA,PA
Aroclor-1248 [2C]	CT,NH,NY,NC,ME,VA,PA
Aroclor-1254	CT,NH,NY,NC,ME,VA,PA
Aroclor-1254 [2C]	CT,NH,NY,NC,ME,VA,PA
Aroclor-1260	CT,NH,NY,NC,ME,VA,PA
Aroclor-1260 [2C]	CT,NH,NY,NC,ME,VA,PA
Aroclor-1262	NH,NY,NC,ME,VA,PA
Aroclor-1262 [2C]	NH,NY,NC,ME,VA,PA
Aroclor-1268	NH,NY,NC,ME,VA,PA
Aroclor-1268 [2C]	NH,NY,NC,ME,VA,PA

Con-Test, a Pace Environmental Laboratory, operates under the following certifications and accreditations:

Code	Description	Number	Expires
AIHA	AIHA-LAP, LLC - ISO17025:2017	100033	03/1/2024
MA	Massachusetts DEP	M-MA100	06/30/2022
CT	Connecticut Department of Publilc Health	PH-0165	12/31/2022
NY	New York State Department of Health	10899 NELAP	04/1/2022
NH-S	New Hampshire Environmental Lab	2516 NELAP	02/5/2022
RI	Rhode Island Department of Health	LAO00373	12/30/2022
NC	North Carolina Div. of Water Quality	652	12/31/2022
NJ	New Jersey DEP	MA007 NELAP	06/30/2022
FL	Florida Department of Health	E871027 NELAP	06/30/2022
VT	Vermont Department of Health Lead Laboratory	LL720741	07/30/2022
ME	State of Maine	MA00100	06/9/2023
VA	Commonwealth of Virginia	460217	12/14/2022
NH-P	New Hampshire Environmental Lab	2557 NELAP	09/6/2022
VT-DW	Vermont Department of Health Drinking Water	VT-255716	06/12/2022
NC-DW	North Carolina Department of Health	25703	07/31/2022
PA	Commonwealth of Pennsylvania DEP	68-05812	06/30/2022
MI	Dept. of Env, Great Lakes, and Energy	9100	09/6/2022

22A0069

Pace Analytical®

Phone: 413-525-2332
Fax: 413-525-6405
Access COC's and Support Requests

http://www.pacelabs.com

CHAIN OF CUSTODY RECORD

39 Spruce Street
East Longmeadow, MA 01028

Doc # 381 Rev 5_07/13/2021

Page 1 of 1

Company Name: Weston + Sampson
Address: 712 Brook St
Phone: Rocky Hill, CT
Project Name: Eversource - Simsbury AW
Project Location: Simsbury, CT
Project Number:
Project Manager: Laura Yellen
Pace Quote Name/Number:
Invoice Recipient: "
Sampled By: Meghan Shanahan

Requested Turnaround Time
7-Day [X] 10-Day [ ]
PFAS 10-Day (std) [ ] Due Date:

Rush Approval Required
1-Day [ ] 3-Day [ ]
2-Day [ ] 4-Day [ ]

Data Delivery
Format: PDF [X] EXCEL [X]
Other:
CLP Like Data Pkg Required: [ ]
Email To:
Fax To #:

Dissolved Metals Samples
○ Field Filtered
○ Lab to Filter

Orthophosphate Samples
○ Field Filtered
○ Lab to Filter

PCB ONLY
SOXHLET [X]
NON SOXHLET [ ]

ANALYSIS REQUESTED

Pace Work Order#	Client Sample ID / Description	Beginning Date/Time	Ending Date/Time	COMP/GRAB	[1]Matrix Code	Conc Code	VIALS	GLASS	PLASTIC	BACTERIA	ENCORE	ETPH	PCBS
1	MW-402 1/4/22		0905	grab	GW	U		3				X	X
2	MW-403 1/4/22		1110	grab	GW	U		3				X	X

[2] Preservation Code
Courier Use Only
Total Number Of:
VIALS
GLASS
PLASTIC
BACTERIA
ENCORE

Glassware in the fridge? Y / N
Glassware in freezer? Y / N
Prepackaged Cooler? Y / N
*Pace Analytical is not responsible for missing samples from prepacked coolers

[1] Matrix Codes:
GW = Ground Water
WW = Waste Water
DW = Drinking Water
A = Air
S = Soil
SL = Sludge
SOL = Solid
O = Other (please define)

[2] Preservation Codes:
I = Iced
H = HCL
M = Methanol
N = Nitric Acid
S = Sulfuric Acid
B = Sodium Bisulfate
X = Sodium Hydroxide
T = Sodium Thiosulfate
O = Other (please define)

Relinquished by: (signature)	Date/Time:
[signature] 1/4/2022	1245
Received by: (signature) [signature] 1/4/22	Date/Time: 1245
Relinquished by: (signature)	Date/Time:
Received by: (signature) [signature] 1-4-22	Date/Time: 14:09
Relinquished by: (signature) [signature] 1-4-22	Date/Time: 15:30
Received by: (signature) [signature] 2.0	Date/Time: 1530 1-4
Relinquished by: (signature)	Date/Time:
Received by: (signature)	Date/Time:

Client Comments:
PO # 11003487

Detection Limit Requirements
MA
CT
Other

Special Requirements
[ ] MA MCP Required
MCP Certification Form Required
[X] CT RCP Required
RCP Certification Form Required
[ ] MA State DW Required
PWSID #

Please use the following codes to indicate possible sample concentration within the Conc Code column above:
H - High; M - Medium; L - Low; C - Clean; U - Unknown

NELAC and AIHA-LAP, LLC Accredited

Project Entity
Government [ ] Municipality [ ] MWRA [ ] WRTA [ ]
Federal [ ] 21 J [ ] School [ ]
City [ ] Brownfield [ ] MBTA [ ]

Other
[ ] Chromatogram
[ ] AIHA-LAP,LLC

Lab Comments:

Disclaimer: Pace Analytical is not responsible for any omitted information on the Chain of Custody. The Chain of Custody is a legal document that must be complete and accurate and is used to determine what analyses the laboratory will perform. Any missing information is not the laboratory's responsibility. Pace Analytical values your partnership on each project and will try to assist with missing information, but will not be held accountable.

Table of Contents

I Have Not Confirmed Sample Container Numbers With Lab Staff Before Relinquishing Over Samples_____

con-test® ANALYTICAL LABORATORY

Doc# 277 Rev 5 2017

Login Sample Receipt Checklist - (Rejection Criteria Listing - Using Acceptance Policy) Any False Statement will be brought to the attention of the Client - State True or False

Client W+S

Received By JR Date 1-4-22 Time 1530

How were the samples received? In Cooler T No Cooler _____ On Ice T No Ice _____

Direct from Sampling _____ Ambient _____ Melted Ice _____

Were samples within Temperature? 2-6°C T By Gun # 5 Actual Temp - 2.0

By Blank # _____ Actual Temp - _____

Was Custody Seal Intact? NA Were Samples Tampered with? NA

Was COC Relinquished ? T Does Chain Agree With Samples? T

Are there broken/leaking/loose caps on any samples? F

Is COC in ink/ Legible? T Were samples received within holding time? T

Did COC include all pertinent Information? Client T Analysis T Sampler Name T

Project T ID's T Collection Dates/Times T

Are Sample labels filled out and legible? T

Are there Lab to Filters? F Who was notified? _____

Are there Rushes? F Who was notified? _____

Are there Short Holds? F Who was notified? _____

Is there enough Volume? T

Is there Headspace where applicable? NA MS/MSD? F

Proper Media/Containers Used? T Is splitting samples required? F

Were trip blanks received? F On COC? F

Do all samples have the proper pH? NA Acid _____ Base _____

Vials	#	Containers:	#		#		#
Unp-		1 Liter Amb.	6	1 Liter Plastic		16 oz Amb.	
HCL-		500 mL Amb.		500 mL Plastic		8oz Amb/Clear	
Meoh-		250 mL Amb.		250 mL Plastic		4oz Amb/Clear	
Bisulfate-		Flashpoint		Col./Bacteria		2oz Amb/Clear	
DI-		Other Glass		Other Plastic		Encore	
Thiosulfate-		SOC Kit		Plastic Bag		Frozen:	
Sulfuric-		Perchlorate		Ziplock			

Unused Media

Vials	#	Containers:	#		#		#
Unp-		1 Liter Amb.		1 Liter Plastic		16 oz Amb.	
HCL-		500 mL Amb.		500 mL Plastic		8oz Amb/Clear	
Meoh-		250 mL Amb.		250 mL Plastic		4oz Amb/Clear	
Bisulfate-		Col./Bacteria		Flashpoint		2oz Amb/Clear	
DI-		Other Plastic		Other Glass		Encore	
Thiosulfate-		SOC Kit		Plastic Bag		Frozen:	
Sulfuric-		Perchlorate		Ziplock			

Comments:

C:\MSDCHEM\2\DATA\B010722.SEC\B22F007007.D

CT ETPH Discrimination Check

Data File Name B22F007007.D
Data File Path C:\MSDCHEM\2\DATA\B010722.SEC\
Operator RDD
Date Acquired 1/7/1922 11:22
Acq. Method File EPH04.M
Sample Name ETPH 1500
Instrument Name GCFID2

Name	Ret Time	Target Response	Average Response	*%D+/-20
n-Nonane	1.64	7610011	8399587	9
n-Decane	2.28	7994210	8399587	5
n-Dodecane	3.22	8150102	8399587	3
n-Tetradecane	3.93	8373482	8399587	0
n-Hexadecane	4.55	8539423	8399587	-2
n-Octadecane	5.09	8967317	8399587	-7
n-Eicosane	5.69	8627297	8399587	-3
n-Docosane	6.43	8680030	8399587	-3
n-Tetracosane	7.26	8763891	8399587	-4
n-Hexacosane	8.07	8728517	8399587	-4
n-Octacosane	8.81	8766458	8399587	-4
n-Triacontane	9.49	8699971	8399587	-4
n-Dotriacontane	10.12	8540655	8399587	-2
n-Tetratriacontane	10.71	8287163	8399587	1
n-Hexatriacontane	11.29	7265279	8399587	14

Samples
22A0069-02
22A0069-01
21L1991-01@4X

*One compound allowed %D</=50

REASONABLE CONFIDENCE PROTOCOL
LABORATORY ANALYSIS QA/QC CERTIFICATION FORM

Laboratory Name: Con-Test, a Pace Analytical Laboratory

Client: Weston & Sampson

Project Location: Bridgeport, CT

Project Number: 22A0069

Laboratory Sample ID(s):

22A0069-01 thru 22A0069-02

Sample Date(s):

01/04/2022

List RCP Methods Used:

CTDEP ETPH, SW-846 8082A

1	For each analytical method referenced in this laboratory report package, were all specified QA/QC performance criteria followed, including the requirement to explain any criteria falling outside of acceptable guidelines, as specified in the CTDEP method-specific Reasonable Confidence Protocol documents?	☑ Yes ☐ No
1A	Were the method specified preservation and holding time requirements met?	☑ Yes ☐ No
1B	VPH and EPH Methods only: Was the VPH and EPH method conducted without significant modifications (see Section 11.3 of respective RCP methods)?	☐ Yes ☐ No ☑ N/A
2	Were all samples received by the laboratory in a condition consistent with that described on the associated chain-of-custody document(s)?	☑ Yes ☐ No
3	Were samples received at an appropriate temperature (< 6 degrees C.)?	☑ Yes ☐ No ☐ N/A
4	Were all QA/QC performance criteria specified in the CTDEP Reasonable Confidence Protocol documents achieved?	☐ Yes ☑ No
5A	Were reporting limits specified or referenced on the chain-of-custody?	☐ Yes ☑ No
5B	Were these reporting limits met?	☐ Yes ☐ No
6	For each analytical method referenced in this laboratory report package, were results reported for all constituents identified in the method-specific analyte lists presented in the Reasonable Confidence Protocol documents?	☑ Yes ☐ No
7	Are project-specific matrix spikes and laboratory duplicates included in this data set?	☐ Yes ☑ No

Notes: For all questions to which the response was "No" (with the exception of question #7), additional information must be provided in an attached narrative. If the answer to question #1, #1A, or #1B is "No", the data package does not meet the requirements for "Reasonable Confidence."
This form may not be altered and all questions must be answered.

Lisa A. Worthington

I, the undersigned, attest under the pains and penalties of perjury that, to the best of my knowledge and belief and based upon my personal inquiry of those responsible for providing the information contained in this analytical report, such information is accurate and complete.

Authorized Signature: Lisa Worthington **Position:** **Technical Representative**

Printed Name: **Lisa A. Worthington** **Date:** **01/12/22**

Name of Laboratory: **Con-Test, a Pace Analytical Laboratory**

This certification form is to be used for RCP methods only.

ATTACHMENT C

GROUNDWATER MONITORING WELL INSTALLATION REPORT

PROJECT NAME/NO.	Simsbury AWC			**MONITORING WELL NO.**	
LOCATION	Simsbury, CT			**MW-400**	
CLIENT	Eversource			ELEVATION	
CONTRACTOR	Cisco	DRILLER	Chris	TOP OF PVC	
OBSERVED BY	Will Sirotnak	DATE	11/29/21	DEPTH TO GROUNDWATER FROM	
CHECKED BY		DATE		TOP OF PVC	

GROUND ELEVATION

GENERAL SOIL CONDITIONS
(NOT TO SCALE)

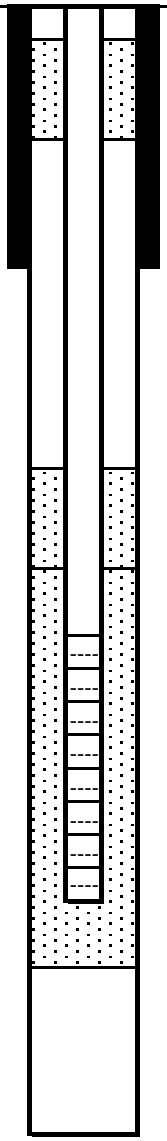

<---------	FLUSH-MOUNTED ROADBOX	(GROUND SURFACE)
|	THICKNESS OF SURFACE SEAL(S)	1'
<---------	TYPE OF SURFACE SEAL(S)	Concrete
|	TYPE OF SURFACE CASING	Aluminum Flush Mount Roadbox
<---------	ID OF SURFACE CASING	4"
<---------	DEPTH BOTTOM OF CASING	1'
|	ID OF RISER PIPE	2"
<---------	TYPE OF RISER PIPE	PVC
<---------	TYPE OF BACKFILL AROUND RISER PIPE	Native Soils
|	DEPTH TOP OF SEAL	7.0'
<---------	TYPE OF SEAL	Bentonite
|	DEPTH BOTTOM OF SEAL/TOP OF SAND COLUMN	9.0'
<---------	DEPTH TOP OF SCREEN	10.5'
|	TYPE OF SCREEN	PVC
<---------	SIZE OPENINGS	0.010"
|	ID OF SCREEN	2"
<---------	TYPE OF BACKFILL AROUND SCREEN	Filter Sand
<---------	DEPTH BOTTOM OF SCREEN	20.5'
<---------	DEPTH BOTTOM OF SAND COLUMN	20.5'
<---------	TYPE OF BACKFILL BELOW SCREEN	--
<---------	DIAMETER OF BOREHOLE	--
<---------	DEPTH BOTTOM OF BOREHOLE	20.5'

NOTES:

MONITORING WELL NO.
MW-400

Weston & Sampson

GROUNDWATER MONITORING WELL INSTALLATION REPORT

PROJECT NAME/NO.	Simsbury AWC			**MONITORING WELL NO.**	
LOCATION	Simsbury, CT			**MW-401**	
CLIENT	Eversource			ELEVATION	
CONTRACTOR	Cisco	DRILLER	Chris	TOP OF PVC	
OBSERVED BY	Will Sirotnak	DATE	11/29/21	DEPTH TO GROUNDWATER FROM	
CHECKED BY		DATE		TOP OF PVC	

GROUND ELEVATION

GENERAL SOIL CONDITIONS
(NOT TO SCALE)

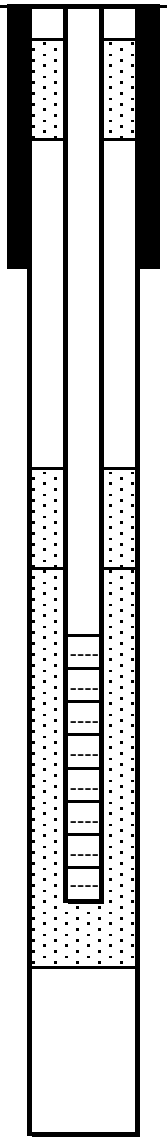

<---------	FLUSH-MOUNTED ROADBOX	(GROUND SURFACE)
|	THICKNESS OF SURFACE SEAL(S)	1'
<---------	TYPE OF SURFACE SEAL(S)	Concrete
|	TYPE OF SURFACE CASING	Aluminum Flush Mount Roadbox
<---------	ID OF SURFACE CASING	4"
<---------	DEPTH BOTTOM OF CASING	1'
|	ID OF RISER PIPE	2"
<---------	TYPE OF RISER PIPE	PVC
<---------	TYPE OF BACKFILL AROUND RISER PIPE	Sand/Native Soils
|	DEPTH TOP OF SEAL	4.5'
<---------	TYPE OF SEAL	Bentonite
|	DEPTH BOTTOM OF SEAL/TOP OF SAND COLUMN	6.0'
<---------	DEPTH TOP OF SCREEN	7.0'
|	TYPE OF SCREEN	PVC
<---------	SIZE OPENINGS	0.010"
|	ID OF SCREEN	2"
<---------	TYPE OF BACKFILL AROUND SCREEN	Filter Sand
<---------	DEPTH BOTTOM OF SCREEN	17.0'
<---------	DEPTH BOTTOM OF SAND COLUMN	17.0'
<---------	TYPE OF BACKFILL BELOW SCREEN	--
<---------	DIAMETER OF BOREHOLE	--
<---------	DEPTH BOTTOM OF BOREHOLE	17.0'

NOTES:

MONITORING WELL NO.
MW-401

Weston & Sampson

GROUNDWATER MONITORING WELL INSTALLATION REPORT

PROJECT NAME/NO.	Simsbury AWC			**MONITORING WELL NO.**	
LOCATION	Simsbury, CT			**MW-402**	
CLIENT	Eversource			ELEVATION	
CONTRACTOR	Cisco	DRILLER	Pat	TOP OF PVC	
OBSERVED BY	Will Sirotnak	DATE	12/28/21	DEPTH TO GROUNDWATER FROM	
CHECKED BY		DATE		TOP OF PVC	

GROUND ELEVATION

GENERAL SOIL CONDITIONS (NOT TO SCALE)

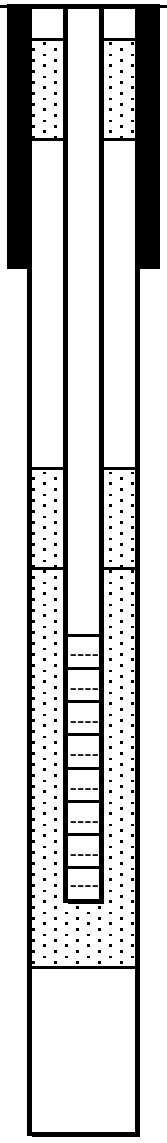

<---------	FLUSH-MOUNTED ROADBOX	(GROUND SURFACE)
|	THICKNESS OF SURFACE SEAL(S)	1'
<---------	TYPE OF SURFACE SEAL(S)	Concrete
|	TYPE OF SURFACE CASING	Aluminum Flush Mount Roadbox
<---------	ID OF SURFACE CASING	4"
<---------	DEPTH BOTTOM OF CASING	1'
|	ID OF RISER PIPE	2"
<---------	TYPE OF RISER PIPE	PVC
<---------	TYPE OF BACKFILL AROUND RISER PIPE	Sand/Native Soils
|	DEPTH TOP OF SEAL	5.0'
<---------	TYPE OF SEAL	Bentonite
|	DEPTH BOTTOM OF SEAL/TOP OF SAND COLUMN	7.0'
<---------	DEPTH TOP OF SCREEN	9.0'
|	TYPE OF SCREEN	PVC
<---------	SIZE OPENINGS	0.010"
|	ID OF SCREEN	2"
<---------	TYPE OF BACKFILL AROUND SCREEN	Filter Sand
<---------	DEPTH BOTTOM OF SCREEN	19.0'
<---------	DEPTH BOTTOM OF SAND COLUMN	19.0'
<---------	TYPE OF BACKFILL BELOW SCREEN	--
<---------	DIAMETER OF BOREHOLE	--
<---------	DEPTH BOTTOM OF BOREHOLE	19.0'

NOTES:

MONITORING WELL NO.
MW-402

Weston & Sampson

GROUNDWATER MONITORING WELL INSTALLATION REPORT

PROJECT NAME/NO.	Simsbury AWC			**MONITORING WELL NO.**	
LOCATION	Simsbury, CT			**MW-403**	
CLIENT	Eversource			ELEVATION	
CONTRACTOR	Cisco	DRILLER	Pat	TOP OF PVC	
OBSERVED BY	Will Sirotnak	DATE	12/28/21	DEPTH TO GROUNDWATER FROM	
CHECKED BY		DATE		TOP OF PVC	

GROUND ELEVATION

GENERAL SOIL CONDITIONS (NOT TO SCALE)

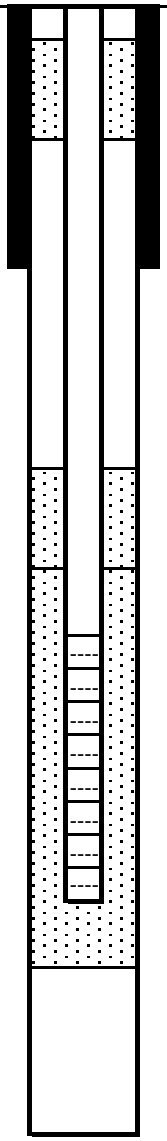

<---------	FLUSH-MOUNTED ROADBOX	(GROUND SURFACE)
|	THICKNESS OF SURFACE SEAL(S)	1'
<---------	TYPE OF SURFACE SEAL(S)	Concrete
|	TYPE OF SURFACE CASING	Aluminum Flush Mount Roadbox
<---------	ID OF SURFACE CASING	4"
<---------	DEPTH BOTTOM OF CASING	1'
|	ID OF RISER PIPE	2"
<---------	TYPE OF RISER PIPE	PVC
<---------	TYPE OF BACKFILL AROUND RISER PIPE	Sand/Native Soils
|	DEPTH TOP OF SEAL	5.0'
<---------	TYPE OF SEAL	Bentonite
|	DEPTH BOTTOM OF SEAL/TOP OF SAND COLUMN	7.0'
<---------	DEPTH TOP OF SCREEN	9.5'
|	TYPE OF SCREEN	PVC
<---------	SIZE OPENINGS	0.010"
|	ID OF SCREEN	2"
<---------	TYPE OF BACKFILL AROUND SCREEN	Filter Sand
<---------	DEPTH BOTTOM OF SCREEN	19.5'
<---------	DEPTH BOTTOM OF SAND COLUMN	19.5'
<---------	TYPE OF BACKFILL BELOW SCREEN	--
<---------	DIAMETER OF BOREHOLE	--
<---------	DEPTH BOTTOM OF BOREHOLE	19.5'

NOTES:

MONITORING WELL NO.
MW-403

Weston & Sampson

ATTACHMENT D

Well Purging-Groundwater Sampling Form

Weston & Sampson

Page 1 of 1

Project Name: Simsbury Ave Project #: 2180209 Date: 12/28/21
Well ID: MW-406 Well Diameter: 2" Casing Type: PVC
Initial Depth to Water: 11.75' Total Depth: ~20.20' Screen Length: 10'
Pumping Method: LF-Peristaltic
Tube Intake Set at: 15.50' Depth to Water with Tube: 11.75' Sampled By: WJS
Tube Diameter: 0.25" Notes: DTW (Ground) ~12.50'

Instrument Info
Flow Thru Cell Horiba Turbidity Meter MicroTPW

Condition	Visual ID		Well Cap		Lock		Collar	
	Y	(N)	(Y)	N	Y	(N)	(Good)	Damaged

Comments on Well Condition

Purge Start Time 1228

Time	Flow	DTW	PH	ORP	Temp	SpC	DO	Turb	Comments
Units	mL\min	Ft.	Units	mV	°C	mS/cm	mg\L	NTU's	
Min	ml/min	Not to exceed 0.3'	+/- 0.1	+/- 10	+/- 3%	+/- 3%	+/- 10% or 3 >0.5	+/- 10% or 3>5	
1230	~145	11.77	5.23	271	11.79	.118	7.52	21.65	
1235	~145	11.77	5.18	270	11.67	.121	7.27	18.72	
1240	~145	11.77	5.25	263	11.67	.125	7.33	10.20	
1245	~145	11.77	5.24	260	11.66	.126	7.30	9.81	
1250	~145	11.77	5.24	258	11.64	.126	7.25	9.55	

Sample(s) Collected	Time	Color	Odor	Preservative
ETPH	1300	NA	NA	
PCBs	1300			
+ Dup - 1				

Well Purging-Groundwater Sampling Form

Weston & Sampson

Page 1 of 1

Project Name: Simsbury AWC
Project #: 2180209
Date: 12/28/21
Well ID: MW-401
Well Diameter: 2"
Casing Type: PVC
Initial Depth to Water: 11.55
Total Depth: ~17.00'
Screen Length: 10'
Pumping Method: Low Flow Peristaltic
Tube Intake Set at: 14.50'
Depth to Water with Tube: 11.55'
Sampled By: WVS
Tube Diameter: 0.25"
Notes: DTW (Ground) 12.0'

Instrument Info
Flow Thru Cell: Horiba
Turbidity Meter: MicroTPW

Condition	Visual ID		Well Cap		Lock		Collar	
	Y	(N)	(Y)	N	Y	(N)	(Good)	Damaged

Comments on Well Condition

Purge Start Time: 1145

Time	Flow	DTW	PH	ORP	Temp	SpC	DO	Turb	Comments
Units	mL\min	Ft.	Units	mV	°C	mS/cm	mg\L	NTU's	
Min	ml/min	Not to exceed 0.3'	+/- 0.1	+/- 10	+/- 3%	+/- 3%	+/- 10% or 3 >0.5	+/- 10% or 3>5	
1150	~145	11.55	5.21	284	12.97	.137	6.88	11.1	
1155	~145	11.55	5.11	292	13.01	.128	6.41	8.5	
1200	~145	11.55	5.11	298	12.91	.115	6.26	5.7	
1205	~145	11.55	5.10	297	12.75	.100	6.11	4.7	
1210	~145	11.55	5.10	297	12.72	.099	6.05	4.3	
1215	~145	11.55	5.09	298	12.74	.098	6.01	4.2	

Sample(s) Collected	Time	Color	Odor	Preservative
ETPH	1215			
PCB				

Well Purging-Groundwater Sampling Form

Weston & Sampson

Page 1 of 1

Project Name: Smiddy MWC
Project #:
Date: 1/4/2022
Well ID: MW-403
Well Diameter: 2"
Casing Type: PVC
Initial Depth to Water: 14.62
Total Depth: 22.99
Screen Length: 10'
Pumping Method: peristaltic pump w/ dedicated tubing
Tube Intake Set at: —
Depth to Water with Tube: —
Sampled By: MS
Tube Diameter: 1/4"
Notes: n/a

Instrument Info
Flow Thru Cell YSI MPS
Turbidity Meter same as flow thru cell

Condition	Visual ID		Well Cap		Lock		Collar	
	(Y)	N	(Y)	N	(Y)	N	(Good)	Damaged

Comments on Well Condition: none

Purge Start Time: 0830

Time	Flow	DTW	PH	ORP	Temp	SpC	DO	Turb	Comments
Units	mL\min	Ft.	Units	mV	°C	mS/cm	mg\L	NTU's	
Min	ml/min	Not to exceed 0.3'	+/- 0.1	+/- 10	+/- 3%	+/- 3%	+/- 10% or 3 >0.5	+/- 10% or 3>5	
0845	450	14.65	7.13	94.1	10.02	0.082	6.63	8.9	
0850	↓	14.67	7.13	94.4	10.01	0.082	6.64	10.2	
0855		14.68	7.12	94.6	10.01	0.081	6.63	3.8	
0900		14.69	7.11	94.8	10.00	0.081	6.62	4.3	
0905	↓	14.71	7.11	94.9	10.00	0.081	6.61	3.1	

Sample(s) Collected	Time	Color	Odor	Preservative
ETPH, PCBs	0905	clear	none	

\\wse03.local\WSE\Depts\EGE\CT Remediation Templates\Field Sheets\Monitoring well Data Sheets.xlsxTemplate

Well Purging-Groundwater Sampling Form

Weston & Sampson

Page 1 of 1

Project Name: Simsbury AWC
Project #:
Date: 1/4/2022
Well ID: ~~[illegible]~~
Well Diameter: 2"
Casing Type: PVC
Initial Depth to Water: MW-403
Total Depth: 22.53
Screen Length: 10'
Pumping Method: 12.86 peristaltic pump w/ dedicated tubing
Tube Intake Set at: —
Depth to Water with Tube: —
Sampled By: MS
Tube Diameter: 1/4"
Notes: none

Instrument Info
Flow Thru Cell YSI
Turbidity Meter YSI

Condition	Visual ID		Well Cap		Lock		Collar	
	Y	N	Y	N	Y	N	Good	Damaged

Comments on Well Condition none

Purge Start Time 1035

Time	Flow	DTW	PH	ORP	Temp	SpC	DO	Turb	Comments
Units	mL\min	Ft.	Units	mV	°C	mS/cm	mg\L	NTU's	
Min	ml/min	Not to exceed 0.3'	+/- 0.1	+/- 10	+/- 3%	+/- 3%	+/- 10% or 3 >0.5	+/- 10% or 3>5	
1050	4170	12.90	6.19	89.2	9.90	0.033	7.62	5.6	
1055	↓	12.92	6.19	89.0	9.89	0.033	7.62	4.5	
1100		12.93	6.19	88.9	9.87	0.033	7.63	3.8	
1105		12.95	6.20	88.9	9.85	0.032	7.63	3.4	
1110		12.98	6.20	88.7	9.84	0.032	7.64	2.9	

Sample(s) Collected	Time	Color	Odor	Preservative
ETPH, PCBs	1110	clear	none	

\\wse03.local\WSE\Depts\EGE\CT Remediation Templates\Field Sheets\Monitoring well Data Sheets.xlsxTemplate