Electronic Transmittal Form for DEEP Remediation and LUST Secure File Transfer (SFT)

DEPARTMENT OF ENERGY AND ENVIRONMENTAL PROTECTION
REMEDIATION DIVISION
LEAKING UNDERGROUND STORAGE TANK COORDINATION PROGRAM
www.ct.gov/deep

This Electronic Transmittal Form must be completed and included as the cover sheet of your electronic document when uploading a document to the Connecticut SFT website. Requirements for Transmittals through the SFT website:

- Only document types identified in the dropdown lists in Part III below may be submitted through the SFT website.
- Documents submitted through the SFT website must include all applicable figures, tables and laboratory data.
- Files must be formatted as PDF/A and use the appropriate naming convention:
  - For Remediation Filings: **REM_RemID_DocumentType_DateofDocument**
    Example: REM_1234_MonitoringReport_01-01-2001
  - For LUST Filings: **LUST_SiteAddress_Town_AbbreviationForDocumentType_DateofDocument**
    Example: LUST_1MainStreet_Hartford_ESA_01-01-2001
    Note: For "AbbreviationForDocumentType" use appropriate abbreviation at Transmittal of Documents

Part I: Primary Recipient*: Remediation Program (* required)

For Remediation documents:	For LUST documents:
Primary Program*: Other Remediation Program	UST Facility ID:
Rem ID*: 4943	Spill Case Number:

Part II: Site Information

Site Name*: Simbsury Area Work Cnter
Site Address*: 34 Hopmeadow Street
City/Town*: Simsbury State: CT Zip Code: 06089

Secondary Programs (complete as many as applicable for this document):

Program: Select Secondary Program	Project ID:
Program: Select Secondary Program	Project ID:
Program: Select Secondary Program	Project ID:
Program: Select Secondary Program	Project ID:

Provide Project ID for each secondary program if it is known.
Each program has a unique ID (i.e. Rem ID, Spill Case #, UST Facility ID, etc.)

Part III: Document Information (document type required for appropriate program[s] only)

Remediation*: Annual Report
LUST*:
Date of Document*: 4/27/2023 Version: Select version

Part IV: Submitter Information

Name*: Laura Willson
E-mail*: willson.laura@wseinc.com
Name of company/business this document is being submitted on behalf of: *
The Connecticut Light and Power Company dba Eversource Energy

Weston & Sampson
712 Brook Street Suite 103 | Rocky Hill, CT 06067
Tel: 860.513.1473

April 27, 2023

Ms. Claire Quinn
Bureau of Waste Management
Department of Energy and Environmental Protection
79 Elm Street
Hartford, CT 06106-5127

Re: Former Simsbury Area Work Center
34 Hopmeadow Street
Simsbury, Connecticut
2022 Annual Summary Report

Dear Ms. Quinn:

On behalf of Eversource Energy Service Company (Eversource), Weston & Sampson Engineers, Inc. (Weston & Sampson) submits the 2022 Annual Summary Report for the former Simsbury Area Work Center (AWC) located at 34 Hopmeadow Street in Simsbury, Connecticut (the Site). This Report provides a summary of Site activities performed in 2022 and proposed activities for 2023.

SUMMARY OF SITE ACTIVITIES IN 2022

Site-Wide Gauging and Monitoring

Groundwater monitoring and gauging are conducted at the Site (Figure 1) as part of ongoing Licensed Environmental Professional (LEP) verification services. Figure 2 illustrates the locations of Site groundwater monitoring wells and designated Areas of Potential Environmental Concern (AOPEC). Gauging measurements including depth to water and depth to product (if present) were performed in March and September 2022. Quarterly monitoring of groundwater quality occurred in March (Q1), June (Q2), September (Q3), and December (Q4). All groundwater samples were submitted and analyzed by Pace Analytical Laboratories, Inc. (Pace) of East Longmeadow, Massachusetts. Blind duplicate samples were collected each quarter for Quality Assurance/ Quality Control (QA/QC) purposes.

No measurable light nonaqueous phase liquid (LNAPL) was detected through use of an oil-water interface probe in any of the monitoring wells during the March and September 2022 gauging events. Water levels in March ranged between 6.62 feet (ft.) below top of casing (ft. btoc.) to 15.90 ft. btoc.; and in September from 7.36 ft. btoc. to 16.87 ft btoc. (Table 1).

Below is a summary table of analytical results for wells that had detections of constituents of concern (COC) in 2022. The analytical results were compared to Connecticut Department of Energy and Environmental Protection (CTDEEP) Remediation Standard Regulations (RSR) Groundwater Protection Criteria (GWPC), Surface Water Protection Criteria (SWPC), and Residential and Industrial/Commercial Volatilization Criteria (RES VOL, I/C VOL). Refer to Tables 2A through 2J for a full summary of analytical results by AOPEC.

Sampling Quarter	COC	Results
Q1	ETPH	• Exceeds GWPC and SWPC in wells MW-202, MW-203, MW-T3, MW-T6, MW-TRW-1, MW-2A, MW-10, MW-102, and MW-310 • Does not exceed criteria in wells MW-11A and MW-101
Q2	ETPH	• Exceeds GWPC and SWPC in well MW-102 • Does not exceed criteria in wells MW-6 and MW-101
Q3	ETPH	• Exceeds GWPC and SWPC in well MW-101 • Does not exceed criteria in wells MW-6
Q4	ETPH	• Exceeds GWPC and SWPC in well MW-6

Samples could not be collected from wells MW-4R (all four quarters), MW-CCA-3 (Q2, Q3 and Q4), MW-101 (Q4) and MW-102 (Q3 and Q4) due to dry conditions, and a sample could not be collected from MW-6 (Q1) due to damaged bolts on well cap. These conditions also prevented the planned fingerprint analysis of groundwater samples at wells MW-4R and MW-6 in Q1.

Three wells (MW-202, MW-TRW-1, and MW-T6) were further analyzed for Extractable Petroleum Hydrocarbons (EPH) and Volatile Petroleum Hydrocarbons (VPH) in Q1 after the detected ETPH concentrations at these wells were found exceeding RSR criteria and depth to water at these locations were less than 10 ft. below the ground surface (bgs.) Analytical results were favorable and revealed no detections for either EPH or VPH in any of these samples which demonstrates that there is no volatile component to the petroleum impacts. Furthermore, the absence of the volatile fractions eliminates any soil vapor concerns and no issues with the GWVC.

Gauging measurements and groundwater sample collection field logs for the 2022 monitoring events are included in Attachment A, and laboratory reports are included in Attachment B.

Groundwater Flow Analysis

Depth to water measurements were collected from monitoring wells across the Site, with the exception of MW-400 to MW4-3, in March and September 2022 to determine groundwater flow directions. Table 1 summarizes groundwater depth to water and calculated groundwater table elevations. Figures 3 and 4 illustrate groundwater flow contour lines and direction based upon the information collected during both gauging events. In general, groundwater flows in a south-southwesterly direction across the Site, which is consistent with prior flow determinations.

AOPEC-4 Post-Remediation Groundwater Monitoring

Post-remediation quarterly groundwater compliance monitoring was initiated at AOPEC-4 following the successful completion of remediation of PCB and ETPH-impacted soil in 2021. Four monitoring wells, designated MW-400 through MW-403, are sampled and tested quarterly for PCBs and ETPH. Four quarters of compliance monitoring with favorable results are needed to close out this AOPEC, and the monitoring data is compared to the same RSR standards mentioned in the preceding section (specifically the GWPC and SWPC). The first monitoring event (Q1) occurred in December 2021 and January 2022, and these results were summarized in the 2021 Annual Summary Report. Additional quarterly monitoring events were completed in 2022 including March (Q2), June (Q3), September (Q4), and December (Q5). Refer to Table 3 for a full summary of groundwater analytical results for AOPEC-4, and the laboratory analytical data for the post-remediation monitoring at AOPEC-4 is included in Attachment B.

The PCB analytical results revealed no detections in any of the wells from December 2021 through September 2022, which represents four quarters of compliance monitoring with favorable results. This allowed for the discontinuation of PCB analysis at wells MW-400 through MW-403 which was implemented for the December 2022 monitoring event.

The ETPH analytical results revealed detections in all four wells at varying concentrations for all four monitoring events completed in 2022. Additional summary information on these results is presented in the table below.

Sampling Quarter	Results
Q2	• ETPH detected in MW-401; concentration is below GWPC and SWPC • ETPH not detected in MW-400, MW-402 and MW-403
Q3	• ETPH detected in MW-401 concentration exceeds GWPC and SWPC • ETPH detected in MW-400, MW-402 and MW-403; concentrations are below GWPC and SWPC
Q4	• ETPH detected in MW-400 and MW-401; concentrations are below GWPC and SWPC • ETPH not detected in MW-402 and MW-403
Q5	• ETPH detected in MW-400, MW-401, MW-402 and MW-403; concentrations are below GWPC and SWPC

AOPEC-3A Completion of Investigation and Final Site Investigation Report

On behalf of Eversource and pursuant to Section 22a-133v of the RSRs, Weston & Sampson prepared and submitted to CTDEEP a "Final Investigation Report" and "Completion of Investigation Transmittal Form" for AOPEC-3A to formally close out this AOPEC for further investigation and/or remediation in April 2023. The submission of these documents occurred simultaneously with the submission of this annual report.

ANTICIPATED SITE ACTIVITIES IN 2023

The following activities are planned for the Site in 2023:

- Continue semi-annual groundwater elevation monitoring and LNAPL gauging during the March and September 2023 gauging events.
- Continue groundwater monitoring at select AOPECs in March, June, September, and December 2022 (a table is presented below summarizing the wells to be sampled and the analyses to be performed).

2023 Groundwater Sampling Plan				
Well ID	March	June	September	December
MW-CCA3	P	P	P	P
MW-CCA5	E			
MW-TRW1	E			
MW-4R	E, EFP, V, P	E, V, P	E, V, P	E, V, P
MW-2A	E			
MW-11A	E			
MW-6	E, EFP	E	E	E
MW-10	E			
MW-T3	E			
MW-T6	E			
MW-202	E			
MW-203	E			
MW-310	E			
MW-101	E	E	E	E
MW-102	E, V	E, V	E, V	E, V
V-Volatile Organic Compounds (VOCs), E-Extractable Total Petroleum Hydrocarbons (ETPH), P-Polycyclic Aromatic Hydrocarbons (PAHs), EFP-ETPH Fingerprint				

- Continue groundwater monitoring of the four wells at AOPEC-4 in March, June, and September 2023 to generate four quarters of compliance monitoring data with favorable results needed to close out this AOPEC (sampling shall occur at the same time with Site-wide groundwater monitoring).

If you have any questions or require additional information, please contact either Drew Blicharz (860.665.5751; drew.blicharz@eversource.com) or myself (860.616.6618; willsonj@wseinc.com).

Sincerely,

WESTON & SAMPSON ENGINEERS, INC.

Jeffrey C. Willson, LEP
Team Leader

cc: Drew Blicharz (Eversource)

Attachments

FIGURES

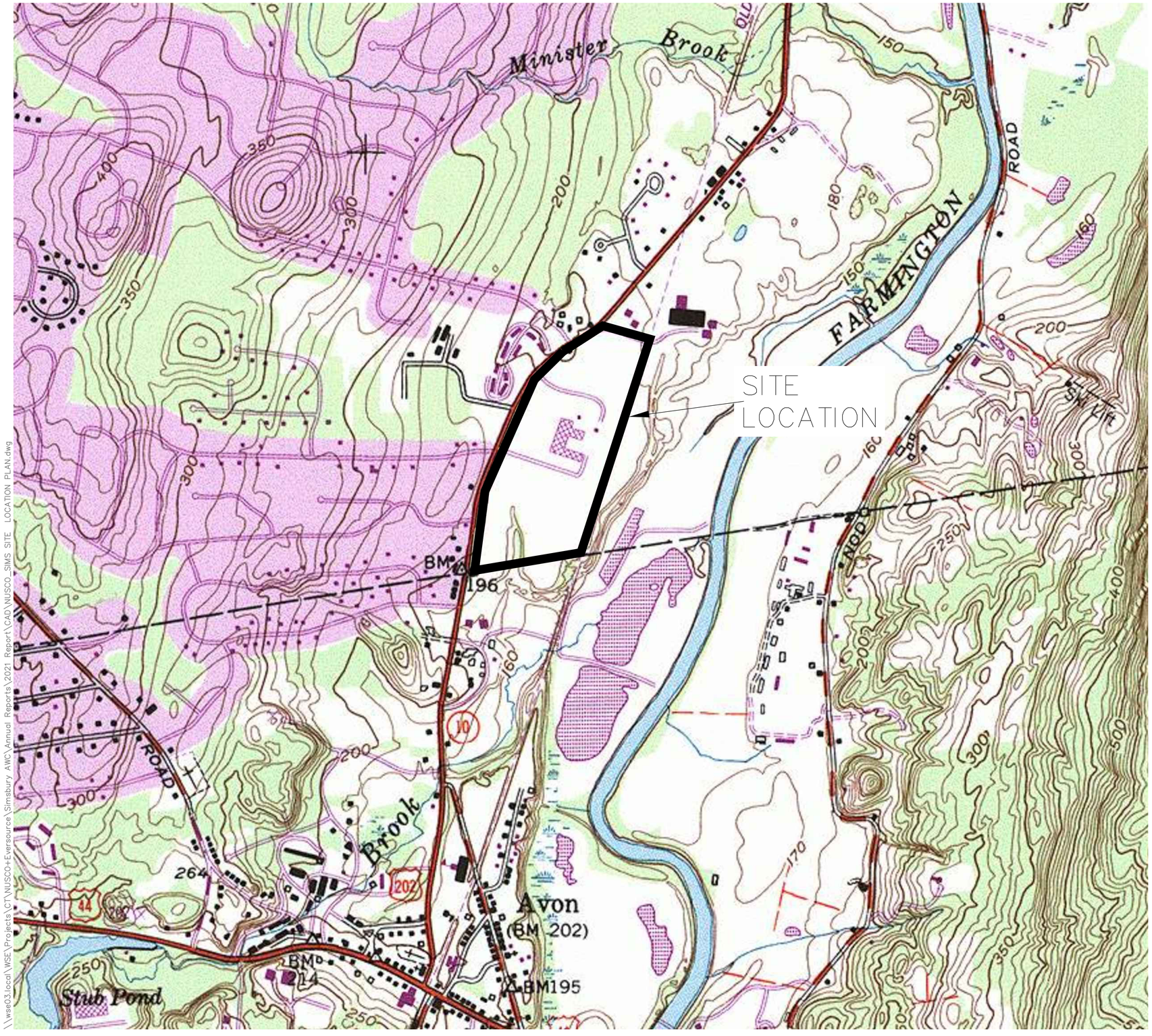

NOTE:

1. LOCUS MAP DERIVED FROM WESTON & SAMPSON 2006 GROUNDWATER MONITORING REPORT

FIGURE 1
EVERSOURCE
FORMER SIMSBURY AREA WORK CENTER
SIMSBURY, CONNECTICUT
SITE LOCATION PLAN

APRIL 2023	SCALE: NTS

Weston & Sampson℠

\\wse03.local\WSE\Projects\CT\NUSCO+Eversource\Simsbury AWC\Annual Reports\2021 Report\CAD\NUSCO_SIMS SITE LOCATION PLAN.dwg

WESTON AND SAMPSON ENGINEERS, INC.

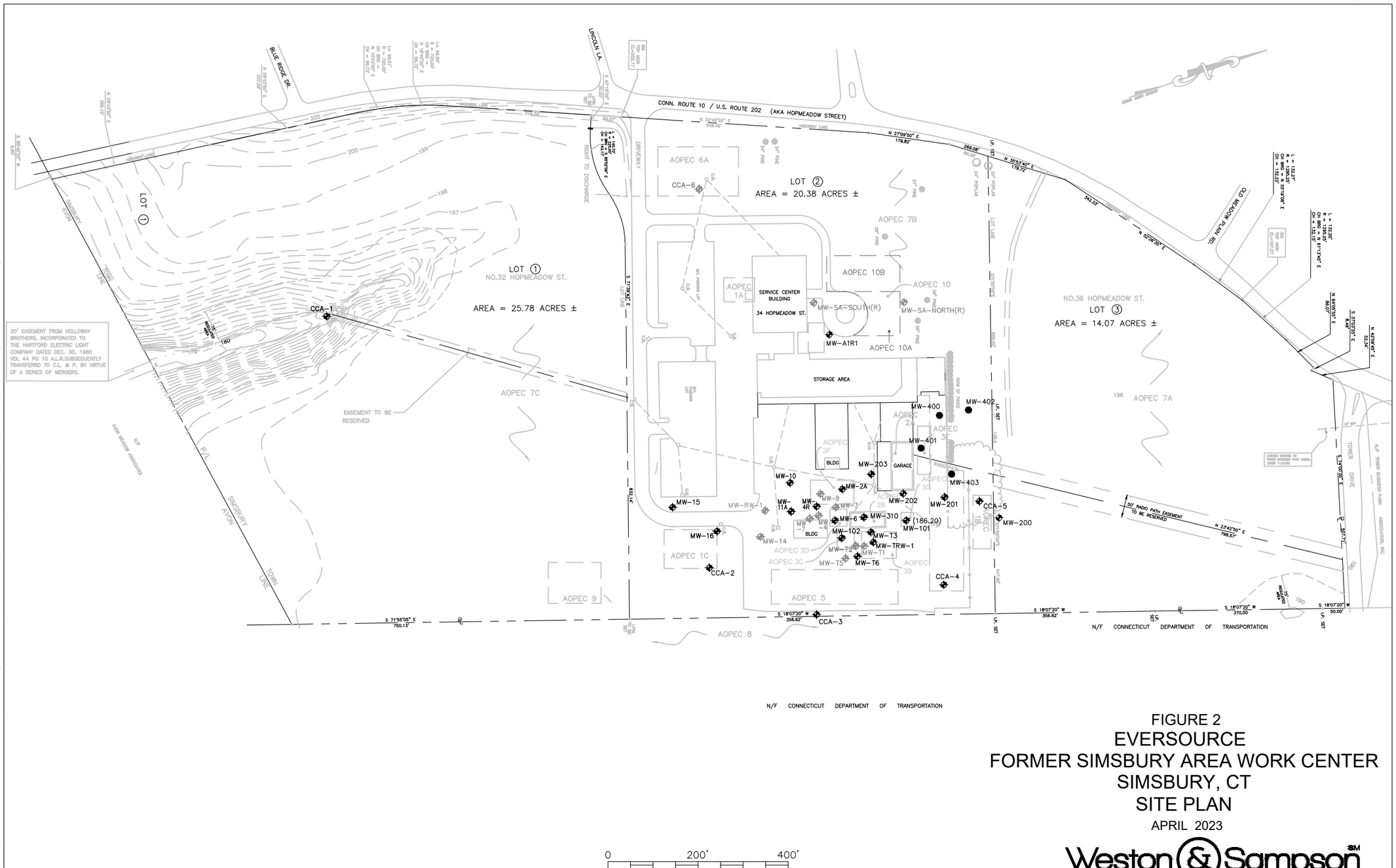

FIGURE 2
EVERSOURCE
FORMER SIMSBURY AREA WORK CENTER
SIMSBURY, CT
SITE PLAN
APRIL 2023

Weston & Sampson℠

P:\CT\NUSCO+Eversource\Simsbury AWC\Annual Reports\2021 Report\CAD\Simsbury AWC GW.dwg

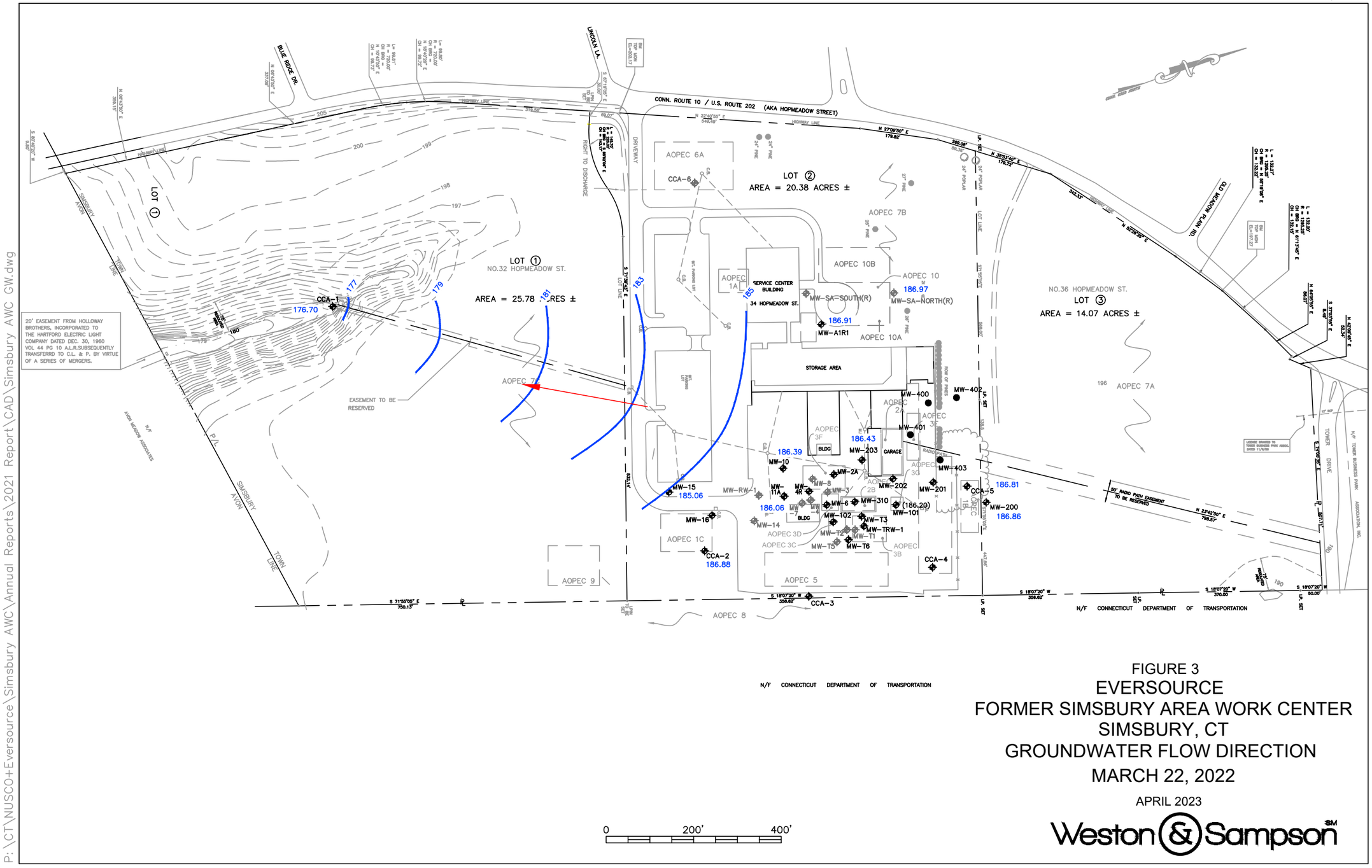

FIGURE 3
EVERSOURCE
FORMER SIMSBURY AREA WORK CENTER
SIMSBURY, CT
GROUNDWATER FLOW DIRECTION
MARCH 22, 2022

APRIL 2023

Weston & Sampson℠

P:\CT\NUSCO+Eversource\Simsbury AWC\Annual Reports\2021 Report\CAD\Simsbury AWC GW.dwg

WESTON AND SAMPSON ENGINEERS, INC.

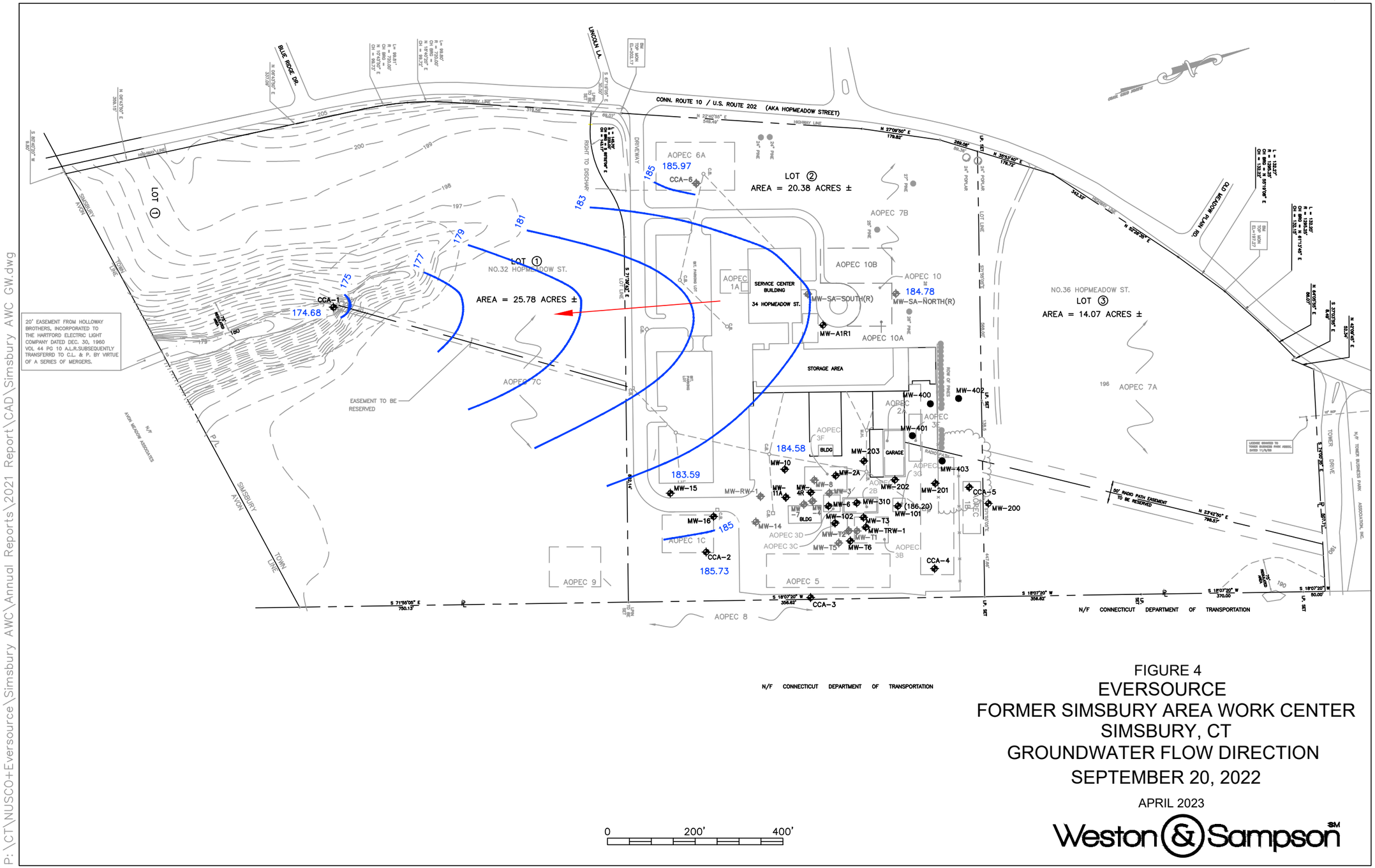

FIGURE 4
EVERSOURCE
FORMER SIMSBURY AREA WORK CENTER
SIMSBURY, CT
GROUNDWATER FLOW DIRECTION
SEPTEMBER 20, 2022

APRIL 2023

Weston & Sampson℠

P:\CT\NUSCO+Eversource\Simsbury AWC\Annual Reports\2021 Report\CAD\Simsbury AWC GW.dwg

TABLES

TABLE 1
Groundwater Elevations - 2022
Former Simsbury Area Work Center
Simsbury, Connecticut

Well ID	Monitoring Well Top of Casing Elevation (ft)	Depth to Water (ft) 3/22/2022	Water Surface Elevation (ft) 3/22/2022	Depth to Water (ft) 9/20/2022	Water Surface Elevation (ft) 9/20/2022
MW-2A	197.68	11.37	186.31	13.30	184.38
MW-4R	196.29	DRY	--	DRY	--
MW - 6	196.22	NM	--	11.71	184.51
MW-8	197.24	DRY	--	DRY	--
MW-10	196.99	10.60	186.39	12.41	184.58
MW-11A	195.48	9.42	186.06	11.21	184.27
MW-15	196.80	11.80	185.00	13.21	183.59
MW-16	196.25	10.62	185.63	12.36	183.89
RW-1	195.88	9.05	186.83	10.75	185.13
MW-T1	195.52	7.62	187.90	8.36	187.16
MW-T2	195.53	7.73	187.80	8.12	187.41
MW-T3	196.42	11.30	185.12	12.95	183.47
MW-T5	194.69	6.89	187.80	7.36	187.33
MW-T6	194.98	6.62	188.36	7.62	187.36
TRW-1	196.70	8.05	188.65	8.40	188.30
CCA-1	183.48	6.78	176.70	8.80	174.68
CCA-2	196.58	9.75	186.83	10.85	185.73
CCA-3	195.32	15.15	180.17	DRY	--
CCA-4	194.89	7.73	187.16	8.81	186.08
CCA-5	198.21	11.40	186.81	13.35	184.86
CCA-6	196.37	NM	--	10.40	185.97
A1R - 1	199.16	D	--	D	--
MW - SA North (R)	198.02	11.05	186.97	13.24	184.78
MW - SA South (R)	199.32	12.41	186.91	14.60	--
MW-310	197.30	14.40	182.90	16.87	180.43
MW-200	197.96	11.10	186.86	NM	--
MW-201	195.40	NM	--	14.50	180.90
MW-202	196.14	9.50	186.64	11.50	184.64
MW-203	196.45	10.02	186.43	12.00	184.45
MW-101	195.35	8.72	186.63	11.30	184.05
MW-102	195.54	15.90	179.64	DRY	--

* Well surface elevation based on updated December 2020 survey data (except RW-1 and CCA-1)

Abbreviations
NM = Not Measured/Inaccessible
D = Destroyed

TABLE 2A
SUMMARY OF GROUNDWATER ANALYTICAL DATA - AOPEC #1B
FORMER SIMSBURY AREA WORK CENTER
SIMSBURY, CT

AOPEC #1B														
SAMPLE ID	REMEDIATION STANDARD REGULATIONS [1]				MW-200	MW-200	MW-200	MW-200	MW-200	MW-201	MW-201	MW-201	MW-201	MW-201
DATE SAMPLED					3/30/18	6/7/18	9/21/18	12/20/18	3/27/19	3/28/18	6/6/18	9/20/18	12/19/18	6/26/19
WORK ORDER NO.					18C1266	18F0389	18I1034	18L1024	19C1496	18C1119	18F0263	18I0925	18L0967	19F1471
RSR CRITERIA	GWPC	SWPC	RES VOL.	I/C VOL.										
PARAMETER[2] (Units)														
Polychlorinated Biphenyls by EPA Method 8082 (ug/L)														
Total PCBs	0.5	0.5	NE	NE	BRL	BRL	BRL	BRL	NT	BRL	BRL	BRL	BRL	NT
Volatile Organic Compounds by EPA Method 8260 (ug/L)	CS	CS	CS	CS	BRL	BRL	BRL	BRL	NT	BRL	BRL	BRL	BRL	NT
Extractable Total Petroleum Hydrocarbons by CT-ETPH method (mg/L)	0.25	0.25	NE	NE	BRL<0.073	BRL<0.072	**0.093**	**0.11**	BRL <0.15	**0.21**	**0.13**	**0.084**	**0.13**	BRL <0.14

AOPEC #1B												
SAMPLE ID	REMEDIATION STANDARD REGULATIONS [1]				MW-CCA-5	MW-CCA-5	MW-CCA-5	MW-CCA-5	MW-CCA-5	MW-CCA-5	MW-CCA-5	MW-CCA-5
DATE SAMPLED					3/30/18	6/7/18	9/21/18	12/20/18	3/27/19	3/19/20	3/29/21	3/23/22
WORK ORDER NO.					18C1266	18F0389	18I1034	18L1024	19C1496	20C0945	21C1462	22C1609
RSR CRITERIA	GWPC	SWPC	RES VOL.	I/C VOL.								
PARAMETER[2] (Units)												
Polychlorinated Biphenyls by EPA Method 8082 (ug/L)												
Total PCBs	0.5	0.5	NE	NE	BRL	BRL	BRL	BRL	NT	NT	NT	NT
Volatile Organic Compounds by EPA Method 8260 (ug/L)	CS	CS	CS	CS	BRL	BRL	BRL	BRL	NT	NT	NT	NT
Extractable Total Petroleum Hydrocarbons by CT-ETPH method (mg/L)	0.25	0.25	NE	NE	**0.091**	**0.093**	**0.094**	**0.13**	BRL <0.15	BRL <0.15	BRL <0.14	BRL <0.15

NOTES:
1. Analytical results compared to Connecticut Remediation Standard Regulations (January 1996; revised February 16, 2021).
2. Only compounds that were detected are provided in this table. For a complete list of analytes refer to laboratory report.

mg/L = milligrams per liter
ug/L = micrograms per liter
BRL = below reporting limit
CS = compound specific
BOLD = compound detected at that concentration.
NT = not tested
BRL <# = Below Reporting Limit (Reporting Limit Provided)

GWPC = Groundwater Protection Criteria
SWPC = Surface Water Protection Criteria
RES VOL. = Residential Volatilization Critera
I/C VOL. = Industrial / Commercial Volatilization Critera
NE = not established by CT DEEP
-- = not applicable

= Exceeds GWPC
= Exceeds SWPC
= Exceeds GWPC and SWPC

Prepared by: RM
Reviewed by: JCW/LMW

TABLE 2B
SUMMARY OF GROUNDWATER ANALYTICAL DATA - AOPEC #2A
FORMER SIMSBURY AREA WORK CENTER
SIMSBURY, CT

AOPEC #2A												
SAMPLE ID	REMEDIATION STANDARD REGULATIONS [1]				MW-CCA-5	MW-CCA-5	MW-CCA-5	MW-CCA-5	MW-CCA-5	MW-CCA-5	MW-CCA-5	MW-CCA-5
DATE SAMPLED					3/30/16	6/7/16	9/21/16	12/20/16	3/27/19	3/19/20	3/29/21	3/23/22
WORK ORDER NO.					16C1266	16F0389	16I1034	16L1024	19C1496	20C0945	21I1462	22C1609
RSR CRITERIA	GWPC	SWPC	RES VOL.	I/C VOL.								
PARAMETER [2] (Units)												
Polychlorinated Biphenyls by EPA Method 8082 (ug/L)												
Total PCBs	0.5	0.5	NE	NE	BRL	BRL	BRL	BRL	NT	NT	NT	NA
Extractable Total Petroleum Hydrocarbone by CT-ETPH method (mg/L)	0.25	0.25	NE	NE	**0.091**	**0.093**	**0.094**	**0.13**	BRL <0.15	BRL <0.15	BRL <0.15	BRL <0.15

AOPEC #2A												
SAMPLE ID	REMEDIATION STANDARD REGULATIONS [1]				MW-202	MW-202	MW-202	MW-202	MW-202	MW-202	MW-202	MW-202
DATE SAMPLED					3/28/16	6/6/16	9/21/16	12/19/16	3/26/19	3/18/20	3/29/21	3/23/22
WORK ORDER NO.					16C1119	16F0263	16I1034	16L0967	19C1457	20C0945	21C1462	22C1609
RSR CRITERIA	GWPC	SWPC	RES VOL.	I/C VOL.								
PARAMETER [2] (Units)												
Polychlorinated Biphenyls by EPA Method 8082 (ug/L)												
Total PCBs	0.5	0.5	NE	NE	NA	BRL	NT	NT	NT	NT	NT	NT
Extractable Total Petroleum Hydrocarbone by CT-ETPH method (mg/L)	0.25	0.25	NE	NE	**0.30**	**0.25**	**0.14**	**0.16**	BRL <0.15	BRL <0.14	**0.21**	**0.32****

AOPEC # 2A																	
SAMPLE ID	REMEDIATION STANDARD REGULATIONS [1]				MW-203	MW-203	MW-203	MW-203	MW-203	MW-203	DUP-1 / Duplicate of MW-203	MW-203	DUP-2 / Duplicate of MW-203	MW-203	MW-203	MW-203	MW-203
DATE SAMPLED					3/28/16	6/6/16	9/21/16	12/19/16	3/26/19	6/28/19	6/28/19	9/19/19	9/19/19	12/16/19	3/18/20	3/29/21	3/23/22
WORK ORDER NO.					16C1119	16F0263	16I1034	16L0967	19C1457	19F1471	19F1471	19I1044	19I1044	19L0801	20C0945	21C1462	22C1512
RSR CRITERIA	GWPC	SWPC	RES VOL.	I/C VOL.													
PARAMETER [2] (Units)																	
Polychlorinated Biphenyls by EPA Method 8082 (ug/L)																	
Total PCBs	0.5	0.5	NE	NE	BRL	NT	NT	NT	BRL	BRL	BRL	BRL	BRL	BRL	NT	NT	NT
Extractable Total Petroleum Hydrocarbone by CT-ETPH method (mg/L)	0.25	0.25	NE	NE	**0.22**	**0.14**	**0.14**	**0.23**	**0.22**	NT	NT	NT	NT	NT	BRL <0.15	BRL <0.15	**0.31**

NOTES:
1. Analytical results compared to Connecticut Remediation Standard Regulations (January 1996; revised February 16, 2021).
2. Only compounds that were detected are provided in this table. For a complete list of analytes refer to laboratory report.
** sample was additionally analyzed for EPH/VPH analysis and results were BRL
mg/L = milligrams per liter
ug/L = micrograms per liter
BRL = below reporting limit
CS = compound specific
BOLD = compound detected at that concentration.
NT = not tested
BRL < # = Below Reporting Limit (Reporting Limit Provided)

GWPC = Groundwater Protection Criteria
SWPC = Surface Water Protection Criteria
RES VOL. = Residential Volatilization Critera
I/C VOL. = Industrial / Commercial Volatilization Critera
NE = not established by CT DEEP
-- = not applicable

= Exceeds GWPC
= Exceeds SWPC
= Exceeds GWPC and SWPC

Prepared by: RM
Reviewed by: JCW/LMW

TABLE 2C
SUMMARY OF GROUNDWATER ANALYTICAL DATA - AOPEC #2B
FORMER SIMSBURY AREA WORK CENTER
SIMSBURY, CT

					AOPEC #2B									
SAMPLE ID	REMEDIATION STANDARD REGULATIONS [1]				MW-6	MW-6	DUP-1 / Duplicate of MW-6	MW-6	MW-6	MW-6	MW-6	MW-6	DUP-1 / Duplicate of MW-6	MW-6
DATE SAMPLED					3/29/18	3/26/19	3/29/19	3/18/20	6/30/20	9/24/20	12/4/20	3/29/21	3/29/21	6/18/21
WORK ORDER NO.					18C1195	19C1457	19C1457	20C0945	20F1463	20I1305	20L0803	21C1462	21C1462	21F1114
RSR CRITERIA	GWPC	SWPC	RES VOL.	I/C VOL.										
PARAMETER [2] (Units)														
Polychlorinated Biphenyls by EPA Method 8082 (ug/L)														
Total PCBs	0.5	0.5	NE	NE	BRL	NT	BRL	NT	NT	NT	NT	NT	NT	NT
Extractable Total Petroleum Hydrocarbons by CT-ETPH method (mg/L)	0.25	0.25	NE	NE	**0.15**	**0.62**	**0.1**	BRL <0.15	BRL <0.15	**0.45**	BRL <0.15	BRL <0.14	BRL <0.15	BRL <0.14

					AOPEC #2B									
SAMPLE ID	REMEDIATION STANDARD REGULATIONS [1]				DUP-1 / Duplicate of MW-6	MW-6	DUP-1 / Duplicate of MW-6	MW-6	MW-6	MW-6	DUP-1 / Duplicate of MW-6	MW-6	DUP-2 / Duplicate of MW-6	MW-6
DATE SAMPLED					6/18/21	9/22/21	9/22/21	12/29/21	3/23/22	6/29/22	6/29/22	9/21/22	9/21/22	12/20/22
WORK ORDER NO.					21F1114	21I1196	21I1196	21L1949	--	22F2039	22F2039	22I1232	22I1232	22L2765
RSR CRITERIA	GWPC	SWPC	RES VOL.	I/C VOL.										
PARAMETER [2] (Units)														
Polychlorinated Biphenyls by EPA Method 8082 (ug/L)									Not Sampled					
Total PCBs	0.5	0.5	NE	NE	NT	NT	NT	NT		NT	NT	NT	NT	NT
Extractable Total Petroleum Hydrocarbons by CT-ETPH method (mg/L)	0.25	0.25	NE	NE	BRL <0.15	**0.75**	**0.78**	BRL <0.15		**0.22**	**0.17**	**0.15**	**0.15**	**0.26**

					AOPEC #2B									
SAMPLE ID	REMEDIATION STANDARD REGULATIONS [1]				MW-310	MW-310	MW-310	MW-310	MW-310	MW-T3	MW-T3	MW-T3	MW-T3	MW-T3
DATE SAMPLED					3/29/18	3/26/19	3/18/20	3/29/21	3/24/22	3/30/18	3/26/19	3/18/20	3/29/21	3/23/22
WORK ORDER NO.					18C1119	19C1457	20C0945	21C1462	22C1609	18C1288	19C1457	20C0945	21C1462	22C1612
RSR CRITERIA	GWPC	SWPC	RES VOL.	I/C VOL.										
PARAMETER [2] (Units)														
Polychlorinated Biphenyls by EPA Method 8082 (ug/L)														
Total PCBs	0.5	0.5	NE	NE	NT	NT	NT	NT	NT	NT	NT	NT	NT	NT
Extractable Total Petroleum Hydrocarbons by CT-ETPH method (mg/L)	0.25	0.25	NE	NE	**4.2**	**0.55**	**7.7**	**8.1**	**6.5**	**4.7**	**3.9**	**3.4**	**2.9**	**2.3**

NOTES:
1. Analytical results compared to Connecticut Remediation Standard Regulations (January 1996; revised February 16, 2021).
2. Only compounds that were detected are provided in this table. For a complete list of analytes refer to laboratory report.

mg/L = milligrams per liter
ug/L = micrograms per liter
BRL = below reporting limit
CS = compound specific
BOLD = compound detected at that concentration.
NT = not tested
BRL <# = Below Reporting Limit (Reporting Limit Provided)

GWPC = Groundwater Protection Criteria
SWPC = Surface Water Protection Criteria
RES VOL. = Residential Volatilization Critera
I/C VOL. = Industrial / Commercial Volatilization Critera
NE = not established by CT DEEP
-- = not applicable

= Exceeds GWPC
= Exceeds SWPC
= Exceeds GWPC and SWPC

Prepared by: AP
Reviewed by: JCW/LMW

TABLE 2D
SUMMARY OF GROUNDWATER ANALYTICAL DATA - AOPEC #3B
FORMER SIMSBURY AREA WORK CENTER
SIMSBURY, CT

AOPEC #3B															
SAMPLE ID	**REMEDIATION STANDARD REGULATIONS [1]**				**MW-6**	**MW-6**	**DUP-1 / Duplicate of MW-6**	**MW-6**	**MW-6**	**MW-6**	**MW-6**	**DUP-1 / Duplicate of MW-6**	**MW-6**	**DUP-1 / Duplicate of MW-6**	**MW-6**
DATE SAMPLED					**3/19/19**	**3/26/19**	**3/26/19**	**3/18/20**	**6/30/20**	**9/24/20**	**12/4/20**	**12/4/20**	**3/29/21**	**3/29/21**	**6/18/21**
WORK ORDER NO.					**18C1185**	**19C1457**	**19C1457**	**20C0945**	**20F1149**	**20I1305**	**20L0809**	**20L0809**	**21C1462**	**21C1462**	**21F1114**
RSR CRITERIA	**GWPC**	**SWPC**	**RES VOL.**	**I/C VOL.**											
PARAMETER[2] (Units)															
Polychlorinated Biphenyls by EPA Method 8082 (ug/L)															
Total PCBs	0.5	0.5	NE	NE	BRL	NT	NT	NT	NT	NT	NT	NT	NT	NT	NT
Volatile Organic Compounds by EPA Method 8260 (ug/L)	CS	CS	CS	CS	BRL	NT	NT	NT	NT	NT	NT	NT	NT	NT	NT
Semivolatile Organic Compounds by EPA Method 8270 (ug/L)	CS	CS	CS	CS	BRL	NT	NT	NT	NT	NT	NT	NT	NT	NT	NT
Extractable Total Petroleum Hydrocarbons by CT-ETPH method (mg/L)	0.25	0.25	NE	NE	**0.15**	**0.62**	**0.1**	BRL <0.15	BRL <0.15	**0.45**	BRL <0.15	BRL <0.15	BRL <0.14	BRL <0.15	BRL <0.14
Total RCRA 8 Metals by EPA Method 6010B (ug/L)															
Chromium[3]	**50**	**110**	**NE**	**NE**	**5.9**	NT	NT	NT	NT	NT	NT	NT	NT	NT	NT

AOPEC #3B														
SAMPLE ID	**REMEDIATION STANDARD REGULATIONS [1]**				**DUP-1 / Duplicate of MW-6**	**MW-6**	**DUP-1 / Duplicate of MW-6**	**MW-6**	**MW-6**	**MW-6**	**DUP-1 / Duplicate of MW-6**	**MW-6**	**DUP-2 / Duplicate of MW-6**	**MW-6**
DATE SAMPLED					**6/18/21**	**9/22/21**	**9/22/21**	**12/28/21**	**3/23/22**	**6/29/22**	**6/29/22**	**9/21/22**	**9/21/22**	**12/20/22**
WORK ORDER NO.					**21F1114**	**21I1198**	**21I1198**	**21L1949**	--	**22F2039**	**22F2039**	**22I1222**	**22I1222**	**22L0705**
RSR CRITERIA	**GWPC**	**SWPC**	**RES VOL.**	**I/C VOL.**										
PARAMETER[2] (Units)														
Polychlorinated Biphenyls by EPA Method 8082 (ug/L)														
Total PCBs	0.5	0.5	NE	NE	NT	NT	NT	NT	Not Sampled	NT	NT	NT	NT	NT
Volatile Organic Compounds by EPA Method 8260 (ug/L)	CS	CS	CS	CS	NT	NT	NT	NT		NT	NT	NT	NT	NT
Semivolatile Organic Compounds by EPA Method 8270 (ug/L)	CS	CS	CS	CS	NT	NT	NT	NT		NT	NT	NT	NT	NT
Extractable Total Petroleum Hydrocarbons by CT-ETPH method (mg/L)	0.25	0.25	NE	NE	BRL <0.15	**0.75**	**0.78**	BRL <0.15		**0.22**	**0.17**	**0.15**	**0.15**	**0.28**
Total RCRA 8 Metals by EPA Method 6010B (ug/L)														
Chromium[3]	**50**	**110**	**NE**	**NE**	NT	NT	NT	NT		NT	NT	NT	NT	NT

AOPEC #3B														
SAMPLE ID	**REMEDIATION STANDARD REGULATIONS [1]**				**MW-T3**	**MW-T3**	**MW-T3**	**MW-T3**	**MW-T3**	**MW-T8**	**MW-T8**	**MW-T8**	**MW-T8**	**MW-T8**
DATE SAMPLED					**3/30/18**	**3/26/19**	**3/18/20**	**3/29/21**	**3/22/22**	**3/30/18**	**3/26/19**	**3/18/20**	**3/29/21**	**3/22/22**
WORK ORDER NO.					**18C1286**	**19C1457**	**20C0945**	**21C1462**	**22C1512**	**18C1286**	**19C1457**	**20C0945**	**21C1462**	**22C1512**
RSR CRITERIA	**GWPC**	**SWPC**	**RES VOL.**	**I/C VOL.**										
PARAMETER[2] (Units)														
Polychlorinated Biphenyls by EPA Method 8082 (ug/L)														
Total PCBs	0.5	0.5	NE	NE	NT	NT	NT	BRL	NT	NT	NT	NT	NT	NT
Volatile Organic Compounds by EPA Method 8260 (ug/L)	CS	CS	CS	CS	NT	NT	NT	BRL	NT	NT	NT	NT	NT	NT
Semivolatile Organic Compounds by EPA Method 8270 (ug/L)	CS	CS	CS	CS	NT	NT	NT	NT	NT	NT	NT	NT	NT	NT
Extractable Total Petroleum Hydrocarbons by CT-ETPH method (mg/L)	0.25	0.25	NE	NE	**4.7**	**3.8**	**5.4**	**2.9**	**2.5**	**0.13**	**0.17**	BRL <0.14	BRL <0.14	**0.28****
Total RCRA 8 Metals by EPA Method 6010B (ug/L)														
Chromium[3]	**50**	**110**	**NE**	**NE**	NT	NT	NT	BRL<5.0	NT	NT	NT	NT	NT	NT

AOPEC #3B														
SAMPLE ID	**REMEDIATION STANDARD REGULATIONS [1]**				**MW-TRW1**	**MW-TRW1**	**MW-TRW1**	**MW-TRW1**	**MW-TRW1**	**MW-CCA-4**	**MW-CCA-4**	**MW-CCA-4**	**MW-CCA-4**	**MW-CCA-4**
DATE SAMPLED					**3/30/18**	**3/27/19**	**3/18/20**	**3/29/21**	**3/22/22**	**3/29/18**	**6/6/18**	**9/22/18**	**12/20/18**	**3/18/20**
WORK ORDER NO.					**18C1468**	**20C0945**	**21C1462**	**22C1512**	**18C1119**	**18F0293**	**18I0925**	**18I1024**	**20C0945**	**20C0945**
RSR CRITERIA	**GWPC**	**SWPC**	**RES VOL.**	**I/C VOL.**										
PARAMETER[2] (Units)														
Polychlorinated Biphenyls by EPA Method 8082 (ug/L)														
Total PCBs	0.5	0.5	NE	NE	NT	NT	NT	NT	NT	BRL	NT	NT	NT	NT
Volatile Organic Compounds by EPA Method 8260 (ug/L)	CS	CS	CS	CS	NT	NT	NT	NT	NT	NT	NT	NT	NT	NT
Semivolatile Organic Compounds by EPA Method 8270 (ug/L)	CS	CS	CS	CS	NT	NT	NT	NT	NT	BRL	BRL	BRL	BRL	BRL
Extractable Total Petroleum Hydrocarbons by CT-ETPH method (mg/L)	0.25	0.25	NE	NE	**1.2**	**0.67**	**0.84**	**1.1**	**1.8****	BRL <0.075	**0.081**	**0.11**	BRL <0.15	BRL <0.16
Total RCRA 8 Metals by EPA Method 6010B (ug/L)														
Chromium[3]	**50**	**110**	**NE**	**NE**	NT	NT	NT	NT	NT	BRL<5.0	BRL<5.0	BRL<5.0	NT	NT

NOTES:
1. Analytical results compared to Connecticut Remediation Standard Regulations (January 1996; revised February 16, 2021).
2. Only compounds that were detected are provided in this table. For a complete list of analytes refer to laboratory report.
3. SWPC for chromium is based on the (more restrictive) hexavalent species (Cr^{+6})

** sample was additionally analyzed for EPH/VPH analysis and results were BRL
mg/L = milligrams per liter
ug/L = micrograms per liter
BRL = below reporting limit
CS = compound specific
BOLD = compound detected at that concentration.
NT = not tested
BRL < # = Below Reporting Limit (Reporting Limit Provided)

GWPC = Groundwater Protection Criteria
SWPC = Surface Water Protection Criteria
RES VOL = Residential Volatilization Criteria
I/C VOL = Industrial / Commercial Volatilization Criteria
NE = not established by CT DEEP
-- = not applicable

= Exceeds GWPC
= Exceeds SWPC
= Exceeds GWPC and SWPC

Prepared by: RM
Reviewed by: JCW/LMW

TABLE 2E
SUMMARY OF GROUNDWATER ANALYTICAL DATA - AOPEC #3C
FORMER SIMSBURY AREA WORK CENTER
SIMSBURY, CT

AOPEC #3C																	
SAMPLE ID	**REMEDIATION STANDARD REGULATIONS [1]**				**MW-102**	**MW-102**	**MW-102**	**MW-102**	**MW-102**	**MW-102**	**MW-102**	**MW-102**	**MW-102**	**MW-102**	**MW-102**	**MW-102**	**MW-102**
DATE SAMPLED					**12/16/19**	**3/18/20**	**6/30/20**	**9/24/20**	**12/4/20**	**3/29/21**	**6/18/21**	**9/22/21**	**12/28/21**	**3/22/22**	**6/29/22**	**9/21/22**	**12/20/22**
WORK ORDER NO.					**19L0601**	**20C0945**	**--**	**20I1305**	**-**	**21C1462**	**21F1114**	**21I1198**	**21L1949**	**22C1612**	**22F2039**	**--**	**--**
RSR CRITERIA	**GWPC**	**SWPC**	**RES VOL**	**I/C VOL**													
PARAMETER [2] (Units)																	
Polychlorinated Biphenyls by EPA Method 8082 (ug/L)																	
Total PCBs	0.5	0.5	NE	NE	BRL	NT	Well Dry	NT	Well Dry	NT	NT	NT	NT	NT	NT	Well Dry	Well Dry
Volatile Organic Compounds by EPA Method 8260 (ug/L)																	
Chloroform	6	14,100	26	62	**0.72**	BRL <1.0		BRL <0.50		NT	BRL <0.50	NT	BRL <0.50	BRL <0.50	BRL <0.50		
Semivolatile Organic Compounds by EPA Method 8270 (ug/L)	CS	CS	CS	CS	NT	NT		NT		NT	NT	NT	NT	NT	NT		
Extractable Total Petroleum Hydrocarbons by CT-ETPH method (mg/L)	0.25	0.25	NE	NE	**0.32**	**0.26**		**0.45**		**2.9**	**0.45**	**0.48**	**0.36**	**0.61**	**0.69**		
Total RCRA 8 Metals by EPA Method 6010B (ug/L)																	
Barium	1,000	2200*	NE	NE	**100**	NT		NT		NT	NT	NT	NT	NT	NT		
Chromium [3]	50	110	NE	NE	**2.9**	NT		NT		NT	NT	NT	NT	NT	NT		

NOTES:
1. Analytical results compared to Connecticut Remediation Standard Regulations (January 1996; revised February 16, 2021).
2. Only compounds that were detected are provided in this table. For a complete list of analytes refer to laboratory report.
3. SWPC for chromium is based on the (more restrictive) hexavalent species (Cr^{+6})
*These criteria are available through the submission and approval of a Request for Approval of Criteria for Additional Polluting Substances and Certain Alternative Criteria Form.

mg/L = milligrams per liter
ug/L = micrograms per liter
BRL = below reporting limit
CS = compound specific
BOLD = compound detected at that concentration.
BRL < # = Below Reporting Limit (Reporting Limit Provided)

GWPC = Groundwater Protection Criteria
SWPC = Surface Water Protection Criteria
RES VOL = Residential Volatilization Critera
I/C VOL = Industrial / Commercial Volatilization Critera
NE = not established by CT DEEP
-- = not applicable

= Exceeds GWPC
= Exceeds SWPC
= Exceeds GWPC and SWPC

Prepared by: RM
Reviewed by: JCW/LMW

TABLE 2F
SUMMARY OF GROUNDWATER ANALYTICAL DATA - AOPEC #3D
FORMER SIMSBURY AREA WORK CENTER
SIMSBURY, CT

AOPEC #3D													
SAMPLE ID	REMEDIATION STANDARD REGULATIONS [1]				MW-6	MW-6	DUP-1/ Duplicate of MW-6	MW-6	DUP-2/ Duplicate of MW-6	MW-6	DUP-1/ Duplicate of MW-6	MW-6	MW-6
DATE SAMPLED					9/16/19	3/20/19	3/20/19	5/29/19	6/28/19	9/19/19	9/19/19	12/16/19	3/18/20
WORK ORDER NO.					19C1185	19C1457	19C1457	19F1471	19F1471	19I1044	19I1044	19L0801	20C0945
RSR CRITERIA	GWPC	SWPC	RES VOL.	I/C VOL.									
PARAMETER[2] (Units)													
Volatile Organic Compounds by EPA Method 8260 (ug/L)	CS	CS	CS	CS	BRL	NT	NT	BRL	BRL	BRL	BRL	BRL	NT
Semivolatile Organic Compounds by EPA Method 8270 (ug/L)	CS	CS	--	-	BRL	NT	NT	BRL	BRL	NT	NT	NT	NT
Polycyclic Aromatic Hydrocarbons by EPA Method 8270 via SIM (ug/L)													
Benzo(b)fluoranthene	0.08	0.3	--	--	NT	BRL	BRL	NT	NT	BRL	BRL	BRL	NT
Extractable Total Petroleum Hydrocarbons by CT-ETPH method (mg/L)	0.25	0.25	NE	NE	0.16	0.22	0.1	1.2	1.2	0.19	0.18	0.15	BRL <0.15

AOPEC #3D													
SAMPLE ID	REMEDIATION STANDARD REGULATIONS [1]				MW-6	MW-6	MW-6	DUP-1 / Duplicate of MW-6	MW-6	DUP-1 / Duplicate of MW-6	MW-6	DUP-1 / Duplicate of MW-6	MW-6
DATE SAMPLED					6/30/20	9/24/20	12/4/20	12/4/20	3/29/21	3/29/21	6/14/21	6/14/21	9/22/21
WORK ORDER NO.					20P1483	20I1006	20L0508	20L0508	21C1462	21C1462	21P1114	21P1114	21I1188
RSR CRITERIA	GWPC	SWPC	RES VOL.	I/C VOL.									
PARAMETER[2] (Units)													
Volatile Organic Compounds by EPA Method 8260 (ug/L)	CS	CS	CS	CS	NT	NT	NT	NT	NT	NT	NT	NT	NT
Semivolatile Organic Compounds by EPA Method 8270 (ug/L)	CS	CS	--	-	NT	NT	NT	NT	NT	NT	NT	NT	NT
Polycyclic Aromatic Hydrocarbons by EPA Method 8270 via SIM (ug/L)													
Benzo(b)fluoranthene	0.08	0.3	--	--	NT	NT	NT	NT	NT	NT	NT	NT	NT
Extractable Total Petroleum Hydrocarbons by CT-ETPH method (mg/L)	0.25	0.25	NE	NE	BRL <0.15	0.45	BRL <0.15	BRL <0.15	BRL <0.14	BRL <0.15	BRL <0.14	BRL <0.15	0.75

AOPEC #3D												
SAMPLE ID	REMEDIATION STANDARD REGULATIONS [1]				DUP-1 / Duplicate of MW-6	MW-6	MW-6	MW-6	DUP-1 / Duplicate of MW-6	MW-6	DUP-2 / Duplicate of MW-6	MW-6
DATE SAMPLED					6/22/21	12/29/21	3/22/22	5/29/22	6/29/22	9/21/22	9/21/22	12/20/22
WORK ORDER NO.					21I1186	21L1049	--	22F2039	22F2039	22I1282	22I1282	22L2765
RSR CRITERIA	GWPC	SWPC	RES VOL.	I/C VOL.								
PARAMETER[2] (Units)												
Volatile Organic Compounds by EPA Method 8260 (ug/L)	CS	CS	CS	CS	NT	NT	Not Sampled	NT	NT	NT	NT	NT
Semivolatile Organic Compounds by EPA Method 8270 (ug/L)	CS	CS	--	-	NT	NT		NT	NT	NT	NT	NT
Polycyclic Aromatic Hydrocarbons by EPA Method 8270 via SIM (ug/L)												
Benzo(b)fluoranthene	0.08	0.3	--	--	NT	NT		NT	NT	NT	NT	NT
Extractable Total Petroleum Hydrocarbons by CT-ETPH method (mg/L)	0.25	0.25	NE	NE	0.78	BRL <0.15		0.22	0.17	0.15	0.16	0.98

AOPEC #3D												
SAMPLE ID	REMEDIATION STANDARD REGULATIONS [1]				MW-4R	MW-4R	MW-4R	MW-4R	MW-4R	MW-4R	MW-4R	MW-4R
DATE SAMPLED					3/20/19	3/20/19	6/28/19	9/19/19	12/16/19	3/18/20	6/30/20	9/24/20
WORK ORDER NO.					19C1185	19C1570	19F1471	--	--	20C0945	--	--
RSR CRITERIA	GWPC	SWPC	RES VOL.	I/C VOL.								
PARAMETER[2] (Units)												
Volatile Organic Compounds by EPA Method 8260 (ug/L)	CS	CS	CS	CS	BRL	BRL	BRL	Well Dry	Well Dry	NT	Well Dry	Well Dry
Semivolatile Organic Compounds by EPA Method 8270 (ug/L)	CS	CS	--	-	NT	NT	BRL			NT		
Polycyclic Aromatic Hydrocarbons by EPA Method 8270 via SIM (ug/L)												
Benzo(b)fluoranthene	0.08	0.3	--	--	NT	BRL	NT			NT		
Extractable Total Petroleum Hydrocarbons by CT-ETPH method (mg/L)	0.25	0.25	NE	NE	0.17	0.28	0.18			0.29		

AOPEC #3D												
SAMPLE ID	REMEDIATION STANDARD REGULATIONS [1]				MW-4R	MW-4R	MW-4R	MW-4R	MW-4R	MW-4R	MW-4R	MW-4R
DATE SAMPLED					12/4/20	3/29/21	6/14/21	9/22/21	9/22/22	6/9/22	9/21/22	12/20/22
WORK ORDER NO.					--	--	--	21I1188	--	--	--	--
RSR CRITERIA	GWPC	SWPC	RES VOL.	I/C VOL.								
PARAMETER[2] (Units)												
Volatile Organic Compounds by EPA Method 8260 (ug/L)	CS	CS	CS	CS	Well Dry	Well Dry	Well Dry	NT	Well Dry	Well Dry	Well Dry	Well Dry
Semivolatile Organic Compounds by EPA Method 8270 (ug/L)	CS	CS	--	-				NT				
Polycyclic Aromatic Hydrocarbons by EPA Method 8270 via SIM (ug/L)												
Benzo(b)fluoranthene	0.08	0.3	--	--				0.14				
Extractable Total Petroleum Hydrocarbons by CT-ETPH method (mg/L)	0.25	0.25	NE	NE				0.29				

NOTES:
1. Analytical results compared to Connecticut Remediation Standard Regulations (January 1996; revised February 16, 2021).
2. Only compounds that were detected are provided in this table. For a complete list of analytes refer to laboratory report.

mg/L = milligrams per liter
ug/L = micrograms per liter
BRL = below reporting limit
CS = compound specific
BOLD = compound detected at that concentration.
NT = not tested
BRL <# = Below Reporting Limit (Reporting Limit Provided)

GWPC = Groundwater Protection Criteria
SWPC = Surface Water Protection Criteria
RES VOL. = Residential Volatilization Critera
I/C VOL. = Industrial / Commercial Volatilization Critera
NE = not established by CT DEEP
-- = not applicable

= Exceeds GWPC
= Exceeds SWPC
= Exceeds GWPC and SWPC

Prepared by: RM
Reviewed by: JCW/LMW

TABLE 2G
SUMMARY OF GROUNDWATER ANALYTICAL DATA - AOPEC #3F
FORMER SIMSBURY AREA WORK CENTER
SIMSBURY, CT

AOPEC #3F									
SAMPLE ID	REMEDIATION STANDARD REGULATIONS [1]				MW-2A	MW-2A	MW-2A	MW-2A	MW-2A
DATE SAMPLED					3/28/18	3/26/19	3/18/20	3/29/21	3/22/22
WORK ORDER NO.					18C1119	19C1457	19C1457	21C1462	22C1512
RSR CRITERIA	GWPC	SWPC	RES VOL.	I/C VOL.					
PARAMETER[2] (Units)									
Volatile Organic Compounds by EPA Method 8260 (ug/L)									
Chloroform	6	14,100	26	62	BRL<0.50	BRL<0.50	NT	NT	NT
Polycyclic Aromatic Hydrocarbons by EPA Method 8270 via SIM (ug/L)									
Benzo(b)fluoranthene	0.08	0.3	--	--	NT	BRL	NT	NT	NT
Extractable Total Petroleum Hydrocarbons by CT-ETPH method (mg/L)	0.25	0.25	NE	NE	**0.38**	BRL <0.14	BRL<0.15	BRL<0.15	**0.30**
Total Lead by EPA Method 6020B (ug/L)	15	13	NE	NE	NT	BRL <1.0	NT	NT	NT

AOPEC #3F																		
SAMPLE ID	REMEDIATION STANDARD REGULATIONS [1]				MW-4R	MW-4R	MW-4R	MW-4R	MW-4R	MW-4R	MW-4R	MW-4R	MW-4R	MW-4R	MW-4R	MW-4R	MW-4R	MW-4R
DATE SAMPLED					3/29/18	3/28/19	3/18/20	6/30/20	9/24/20	12/4/20	3/29/21	6/18/21	9/22/21	12/28/21	3/22/22	6/30/22	9/21/22	12/20/22
WORK ORDER NO.					18C1185	19C1576	20C0945	--	--	--	--	--	21I1196	--	--	--	--	--
RSR CRITERIA	GWPC	SWPC	RES VOL.	I/C VOL.														
PARAMETER[2] (Units)																		
Volatile Organic Compounds by EPA Method 8260 (ug/L)																		
Chloroform	6	14,100	26	62	BRL<0.50	BRL<0.50	BRL<1.0	Well Dry	Well Dry	Well Dry	Well Dry	Well Dry	NT	Well Dry	Well Dry	Well Dry	Well Dry	Well Dry
Polycyclic Aromatic Hydrocarbons by EPA Method 8270 via SIM (ug/L)																		
Benzo(b)fluoranthene	0.08	0.3	--	--	NT	BRL	NT						**0.14**					
Extractable Total Petroleum Hydrocarbons by CT-ETPH method (mg/L)	0.25	0.25	NE	NE	**0.17**	**0.26**	**0.29**						**0.29**					
Total Lead by EPA Method 6020B (ug/L)	15	13	NE	NE	NT	BRL <1.0	NT						NT					

AOPEC #3F																
SAMPLE ID	REMEDIATION STANDARD REGULATIONS [1]				MW-10	MW-10	DUP-2 / Duplicate of MW-10	MW-10	MW-10	MW-10	MW-11A	MW-11A	MW-11A	MW-11A	MW-11A	DUP-1 / Duplicate of MW-11A
DATE SAMPLED					3/29/18	3/26/19	3/26/19	3/19/20	3/29/21	3/23/22	3/28/18	3/27/19	3/19/20	3/29/21	3/23/22	3/23/22
WORK ORDER NO.					18C1185	19C1457	19C1457	20C09456	21C1462	22C1512	18C1185	19C1496	20C09456	21C1462	22C1512	22C1512
RSR CRITERIA	GWPC	SWPC	RES VOL.	I/C VOL.												
PARAMETER[2] (Units)																
Volatile Organic Compounds by EPA Method 8260 (ug/L)																
Chloroform	6	14,100	26	62	**0.75**	BRL<0.50	BRL<0.50	NT	NT	NT	BRL<0.50	BRL<0.50	NT	NT	NT	NT
Polycyclic Aromatic Hydrocarbons by EPA Method 8270 via SIM (ug/L)																
Benzo(b)fluoranthene	0.08	0.3	--	--	NT	BRL	NT	NT	NT	NT	NT	BRL	NT	NT	NT	NT
Extractable Total Petroleum Hydrocarbons by CT-ETPH method (mg/L)	0.25	0.25	NE	NE	**0.15**	**0.37**	NT	**0.17**	BRL <0.15	**0.27**	**0.17**	**0.30**	**0.47**	BRL <0.15	**0.24**	**0.22**
Total Lead by EPA Method 6020B (ug/L)	15	13	NE	NE	NT	BRL <1.0	NT	NT	NT	NT	NT	BRL <1.0	NT	NT	NT	NT

NOTES:
1. Analytical results compared to Connecticut Remediation Standard Regulations (January 1996; revised February 16, 2021).
2. Only compounds that were detected are provided in this table. For a complete list of analytes refer to laboratory report.

mg/L = milligrams per liter
ug/L = micrograms per liter
BRL = below reporting limit
CS = compound specific
BOLD = compound detected at that concentration.
NT = not tested
BRL <# = Below Reporting Limit (Reporting Limit Provided)

GWPC = Groudwater Protection Criteria
SWPC = Surface Water Protection Criteria
RES VOL. = Residential Volatilization Critera
I/C VOL. = Industrial / Commercial Volatilization Critera
NE = not established by CT DEEP
-- = not applicable

= Exceeds GWPC
= Exceeds SWPC
= Exceeds GWPC and SWPC

Prepared by: RM
Reviewed by: JCW/LMW

TABLE 2H
SUMMARY OF GROUNDWATER ANALYTICAL DATA - AOPEC #3G
FORMER SIMSBURY AREA WORK CENTER
SIMSBURY, CT

AOPEC #3G																		
SAMPLE ID	**REMEDIATION STANDARD REGULATIONS [1]**				MW-101	MW-101	MW-101	MW-101	DUP-1 / Duplicate of MW-101	MW-101	MW-101	MW-101	MW-101	MW-101	MW-101	MW-101	MW-101	MW-101
DATE SAMPLED					9/19/19	3/18/20	6/30/20	9/24/20	9/24/20	12/4/20	3/29/21	6/18/21	9/22/21	12/29/21	3/28/22	6/29/22	9/21/22	12/20/22
WORK ORDER NO.					19I1044	20C0945	20F1463	20I1305	20I1305	20L0808	21C1462	21F1114	21I1196	21L1949	22C1609	22F2099	2211132	--
RSR CRITERIA	**GWPC**	**SWPC**	**RES VOL.**	**I/C VOL.**														
PARAMETER [2] (Units)																		
Polychlorinated Biphenyls by EPA Method 8082 (ug/L)																		
Total PCBs	0.5	0.5	NE	NE	BRL	NT	NT	NT	NT	NT	NT	NT	NT	NT	NT	NT	NT	
Volatile Organic Compounds by EPA Method 8260 (ug/L)																		
2-Butanone (MEK)	400	10000*	50,000	50,000	**6.6**	BRL<5.0	BRL<5.0	BRL<5.0	BRL<5.0	BRL<5.0	NT	NT	NT	NT	NT	NT	NT	
Extractable Total Petroleum Hydrocarbons by CT-ETPH method (mg/L)	0.25	0.25	NE	NE	**0.30**	**0.20**	**0.42**	**0.27**	**0.33**	**0.24**	**0.32**	BRL<0.15	**0.34**	**0.21**	**0.19**	**0.20**	**0.27**	
Total RCRA 8 Metals by EPA Method 6010B (ug/L)																		
Barium	1,000	2200*	NE	NE	**22**	NT	NT	NT	NT	NT	NT	NT	NT	NT	NT	NT	NT	
Chromium[3]	50	110	NE	NE	**1.5**	NT	NT	NT	NT	NT	NT	NT	NT	NT	NT	NT	NT	
Lead	15	13	NE	NE	**0.72**	NT	NT	NT	NT	NT	NT	NT	NT	NT	NT	NT	NT	

Well Dry

NOTES:
1. Analytical results compared to Connecticut Remediation Standard Regulations (January 1996, revised February 16, 2021).
2. Only compounds that were detected are provided in this table. For a complete list of analytes refer to laboratory report.
3. SWPC for chromium is based on the (more restrictive) hexavalent species (Cr^{+6})
*These criteria are available through the submission and approval of a Request for Approval of Criteria for Additional Polluting Substances and Certain Alternative Criteria Form.

mg/L = milligrams per liter
ug/L = micrograms per liter
BRL = below reporting limit
CS = compound specific
BOLD = compound detected at that concentration.
BRL <.# = Below Reporting Limit (Reporting Limit Provided)

GWPC = Groundwater Protection Criteria
SWPC = Surface Water Protection Criteria
RES.VOL. = Residential Volatilization Criteria
I/C VOL. = Industrial / Commercial Volatilization Criteria
NE = not established by CT DEEP
-- = not applicable

= Exceeds GWPC
= Exceeds SWPC
= Exceeds GWPC and SWPC

Prepared by: RM
Reviewed by: JCW/LMW

TABLE 2I
SUMMARY OF GROUNDWATER ANALYTICAL DATA - AOPEC #4
FORMER SIMSBURY AREA WORK CENTER
SIMSBURY, CT

					AOPEC #4											
SAMPLE ID	REMEDIATION STANDARD REGULATIONS [1]				MW-201	MW-201	MW-201	MW-201	MW-203	MW-203	MW-203	MW-203	MW-203	MW-203	MW-203	MW-203
DATE SAMPLED					3/28/18	6/6/18	9/20/18	12/19/18	3/28/18	6/6/18	9/21/18	12/19/18	3/26/19	3/18/20	3/29/21	3/22/22
WORK ORDER NO.					18C1119	18F0263	18I0925	18L0967	18C1119	18F0263	18I1034	18L0967	19C1457	20C0945	20C1462	22C1512
RSR CRITERIA	GWPC	SWPC	RES VOL.	I/C VOL.												
PARAMETER (Units)																
Polychlorinated Biphenyls by EPA Method 8082 (ug/L)																
Total PCBs	0.5	0.5	NE	NE	BRL	BRL	BRL	BRL	BRL	NT	NT	NT	BRL	NT	NT	NT
Extractable Total Petroleum Hydrocarbons by CT-ETPH method (mg/L)	0.25	0.25	NE	NE	**0.21**	**0.13**	**0.084**	**0.13**	**0.22**	**0.14**	**0.14**	**0.23**	**0.22**	BRL<0.15	BRL<0.15	0.31

					AOPEC #4													
SAMPLE ID	REMEDIATION STANDARD REGULATIONS [1]				MW-CCA-4	MW-CCA-4	MW-CCA-4	MW-CCA-4	MW-CCA-4	DUP-1 / Duplicate of MW-CCA-4	MW-CCA-5	MW-CCA-5	MW-CCA-5	MW-CCA-5	MW-CCA-5	MW-CCA-5	MW-CCA-5	MW-CCA-5
DATE SAMPLED					3/28/18	6/6/18	9/20/18	12/20/18	3/19/20	3/19/20	3/30/18	6/7/18	9/21/18	12/20/18	3/27/19	3/19/20	3/29/21	3/24/22
WORK ORDER NO.					18C1119	18F0263	18I0925	18L1024	20C0945	20C0945	18C1266	18F0389	18I1034	18L1024	19C1496	20C0945	21C1462	22C1609
RSR CRITERIA	GWPC	SWPC	RES VOL.	I/C VOL.														
PARAMETER (Units)																		
Polychlorinated Biphenyls by EPA Method 8082 (ug/L)																		
Total PCBs	0.5	0.5	NE	NE	BRL	NT	NT	NT	NT	NT	BRL	BRL	BRL	BRL	NT	NT	NT	NT
Extractable Total Petroleum Hydrocarbons by CT-ETPH method (mg/L)	0.25	0.25	NE	NE	BRL<0.075	BRL<0.075	**0.081**	**0.11**	BRL <0.15	BRL <0.16	**0.091**	**0.093**	**0.094**	**0.13**	BRL <0.15	BRL<0.15	BRL<0.15	BRL<0.15

					AOPEC#4				
SAMPLE ID	REMEDIATION STANDARD REGULATIONS [1]				MW-401 [3]	MW-401 [3]	MW-401 [3]	MW-401 [3]	MW-401 [3]
DATE SAMPLED					12/28/21	3/22/22	6/29/22	9/21/22	12/20/22
WORK ORDER NO.					21L1949	22C1512	22F2040	22I1232	22L2753
RSR CRITERIA	GWPC	SWPC	RES VOL.	I/C VOL.					
PARAMETER (Units)									
Polychlorinated Biphenyls by EPA Method 8082 (ug/L)									
Total PCBs	0.5	0.5	NE	NE	BRL <0.14	BRL <0.20	BRL <0.20	BRL <0.20	NA
Extractable Total Petroleum Hydrocarbons by CT-ETPH method (mg/L)	0.25	0.25	NE	NE	BRL <0.15	**0.21**	0.32	**0.16**	**0.16**

NOTES:
1. Analytical results compared to Connecticut Remediation Standard Regulations (January 1996; revised February 16, 2021).
2. Only compounds that were detected are provided in this table. For a complete list of analytes refer to laboratory report.
3. Since the installation of MW-401 in December 2021 this well is now considered the downgradient well for this AOPEC and MW-203 is not longer considered a downgradient monitoring point for this AOPEC.

mg/L = milligrams per liter
ug/L = micrograms per liter
BRL = below reporting limit
CS = compound specific
BOLD = compound detected at that concentration.
NT = not tested
BRL <# = Below Reporting Limit (Reporting Limit Provided)

GWPC = Groundwater Protection Criteria
SWPC = Surface Water Protection Criteria
RES VOL. = Residential Volatilization Critera
I/C VOL. = Industrial / Commercial Volatilization Critera
NE = not established by CT DEEP
-- = not applicable

= Exceeds GWPC
= Exceeds SWPC
= Exceeds GWPC and SWPC

Prepared by: RM
Reviewed by: JCW/LMW

TABLE 2J
SUMMARY OF GROUNDWATER ANALYTICAL DATA - AOPEC #5
FORMER SIMSBURY AREA WORK CENTER
SIMSBURY, CT

AOPEC #6																		
SAMPLE ID	REMEDIATION STANDARD REGULATIONS [1]				MW-16	DUP-1 (Duplicate of MW-16)	MW-16	DUP-1 (Duplicate of MW-16)	MW-16	DUP-1 (Duplicate of MW-16)	MW-16	DUP-1 (Duplicate of MW-16)	MW-16
DATE SAMPLED					3/29/16	3/29/16	6/9/16	6/9/16	9/20/16	9/20/16	12/16/16	12/16/16	3/29/19
WORK ORDER NO.					16C1119	16C1119	16F0283	16F0283	16I0926	16I0926	16L0967	16L0967	19C1457
RSR CRITERIA	GWPC	SWPC	RES VOL.	I/C VOL.									
PARAMETER [4] (Units)													
Semivolatile Organic Compounds by EPA method 8270 (ug/L)													
Benzo(b)fluoranthene (SIM)	0.08	0.3	--	--	**0.098**	BRL<0.049	BRL<0.048	BRL<0.050	BRL<0.048	BRL<0.051	BRL<0.050	BRL<0.051	BRL<0.048
Extractable Total Petroleum Hydrocarbons by CT-ETPH method (mg/L)	0.25	0.25	NE	NE	BRL<0.083	**0.078**	**0.11**	**0.099**	BRL<0.074	BRL<0.076	**0.12**	**0.16**	BRL<0.15
Total RCRA 8 Metals by EPA method 6010B (ug/L)													
Barium	1,000	2200*	NE	NE	BRL<50	BRL<50	BRL<50	BRL<50	BRL<50	BRL<50	BRL<50	BRL<50	NT
Total Copper (ug/L)	1,300	48	NE	NE	BRL<25	BRL<25	BRL<25	BRL<25	BRL<25	BRL<25	BRL<25	BRL<25	NT
Hexavalent Chromium (mg/L)	NE	110	NE	NE	BRL<0	BRL<0	BRL<0	BRL<0	BRL<0	BRL<0	BRL<0	BRL<0	NT
Trivalent Chromium (mg/L)	NE	1,200	NE	NE	BRL<0.0040	BRL<0.0040	BRL<0.0040	BRL<0.0040	BRL<0.0040	BRL<0.0040	BRL<0.0040	BRL<0.0040	NT

AOPEC #6																		
SAMPLE ID	REMEDIATION STANDARD REGULATIONS [1]				MW-16	MW-16	MW-16	MW-CCA-3	MW-CCA-3	MW-CCA-3	MW-CCA-3	MW-CCA-3	MW-CCA-3	MW-CCA-3	MW-CCA-3	MW-CCA-3	MW-CCA-3	MW-CCA-3
DATE SAMPLED					6/29/19	9/19/19	12/16/19	3/29/16	6/9/16	9/20/16	12/20/16	3/29/19	6/29/19	9/19/19	12/16/19	3/19/20	6/30/20	9/24/20
WORK ORDER NO.					19F1471	19I1044	19L0801	16C1119	16F0283	--	16I1024	16C1457	19F1471	--	--	C0C0945	--	--
RSR CRITERIA	GWPC	SWPC	RES VOL.	I/C VOL.														
PARAMETER [4] (Units)																		
Semivolatile Organic Compounds by EPA method 8270 (ug/L)																		
Benzo(b)fluoranthene (SIM)	0.08	0.3	--	--	BRL<0.050	BRL<0.048	BRL<0.050	BRL<0.048	BRL<0.048		BRL<0.048	BRL<0.056	BRL<0.050			NT		
Extractable Total Petroleum Hydrocarbons by CT-ETPH method (mg/L)	0.25	0.25	NE	NE	BRL<0.14	**0.18**	BRL<0.15	<0.075	<0.075		**0.14**	BRL<0.17	BRL<0.14			BRL<0.15		
Total RCRA 8 Metals by EPA method 6010B (ug/L)																		
Barium	1,000	2200*	NE	NE	NT	NT	NT	**130**	**160**		**160**	NT	NT			NT		
Total Copper (ug/L)	1,300	48	NE	NE	NT	NT	NT	BRL<25	BRL<25		BRL<25	NT	NT			NT		
Hexavalent Chromium (mg/L)	NE	110	NE	NE	NT	NT	NT	BRL<0	BRL<0		BRL<0	NT	NT			NT		
Trivalent Chromium (mg/L)	NE	1,200	NE	NE	NT	NT	NT	BRL<0.0040	BRL<0.0040		BRL<0.0040	NT	NT			NT		

AOPEC #6																		
SAMPLE ID	REMEDIATION STANDARD REGULATIONS [1]				MW-CCA-3	MW-CCA-3	MW-CCA-3	MW-CCA-3	MW-CCA-3	MW-CCA-4	MW-CCA-4	MW-CCA-4	MW-CCA-4	MW-CCA-4	MW-CCA-4	MW-CCA-4	MW-CCA-4	DUP-1 / Duplicate of MW-CCA-4
DATE SAMPLED					12/4/20	3/22/22	6/30/22	9/21/22	12/20/22	3/29/16	6/9/16	9/20/16	12/20/16	3/29/19	6/29/19	9/19/19	12/16/19	3/19/20
WORK ORDER NO.					--	22C1512	--	--	--	16C1119	16F0283	16I0926	16I1024	19F1471	19I1044	19L0801	20C0946	20C0945
RSR CRITERIA	GWPC	SWPC	RES VOL.	I/C VOL.														
PARAMETER [4] (Units)																		
Semivolatile Organic Compounds by EPA method 8270 (ug/L)																		
Benzo(b)fluoranthene (SIM)	0.08	0.3	--	--		BRL<0.048				BRL<0.049	BRL<0.048	BRL<0.051	BRL<0.049	BRL<0.050	BRL<0.048	BRL<0.050	BRL<0.048	NT
Extractable Total Petroleum Hydrocarbons by CT-ETPH method (mg/L)	0.25	0.25	NE	NE		NT				<0.075	<0.075	**0.091**	**0.11**	**0.19**	BRL<0.15	BRL<0.15	BRL<0.15	BRL<0.16
Total RCRA 8 Metals by EPA method 6010B (ug/L)																		
Barium	1,000	2200*	NE	NE		NT				BRL<50	BRL<50	BRL<50	BRL<50	NT	NT	NT	NT	NT
Total Copper (ug/L)	1,300	48	NE	NE		NT				BRL<25	BRL<25	BRL<25	BRL<25	NT	NT	NT	NT	NT
Hexavalent Chromium (mg/L)	NE	110	NE	NE		NT				BRL<0	BRL<0	BRL<0	BRL<0	NT	NT	NT	NT	NT
Trivalent Chromium (mg/L)	NE	1,200	NE	NE		NT				BRL<0.0040	BRL<0.0040	BRL<0.0040	BRL<0.0040	NT	NT	NT	NT	NT

Well Dry

NOTES:
1. Analytical results compared to Connecticut Remediation Standard Regulations (January 1996; revised February 16, 2021).
2. Only compounds that were detected are provided in this table. For a complete list of analytes refer to laboratory report.
*These criteria are available through the submission and approval of a Request for Approval of Criteria for Additional Polluting Substances and Certain Alternative Criteria Form.

mg/L = milligrams per liter
ug/L = micrograms per liter
BRL = below reporting limit
CS = compound specific
BOLD = compound detected at that concentration.
NT = not tested
BRL <.# = Below Reporting Limit (Reporting Limit Provided)

GWPC = Groundwater Protection Criteria
SWPC = Surface Water Protection Criteria
RES VOL. = Residential Volatilization Criteria
I/C VOL. = Industrial / Commercial Volatilization Criteria
NE = not established by CT DEEP
-- = not applicable

= Exceeds GWPC
= Exceeds SWPC
= Exceeds GWPC and SWPC

Prepared by: RM
Reviewed by: JCW/LMW

TABLE 3
SUMMARY OF GROUNDWATER ANALYTICAL DATA
AOPEC #4 POST-REMEDIATION GROUDNWATER MONITORING
FORMER SIMSBURY AREA WORK CENTER
SIMSBURY, CT

SAMPLE ID	REMEDIATION STANDARD REGULATIONS[1]				MW-400	DUP-1 / Duplicate of MW-400	MW-400	MW-400	DUP-1A / Duplicate of MW-400	MW-400	DUP-1 / Duplicate of MW-400	MW-400
DATE SAMPLED					12/28/21	12/28/21	3/23/22	6/29/22	6/29/22	9/20/22	9/20/22	12/20/22
WORK ORDER NO.					21L1949	21L1949	22C1667	22F2040	22F2040	22I1136	22I1136	22L2753
RSR CRITERIA	GWPC	SWPC	RES VOL.	I/C VOL.								
PARAMETER[2] (Units)												
Polychlorinated Biphenyls by EPA Method 8082 (ug/L)												
Total PCBs	0.5	0.5	NE	NE	BRL <0.14	BRL <0.15	BRL < 0.14	BRL <0.20	BRL <0.20	BRL <0.20	BRL <0.20	NA
Extractable Total Petroleum Hydrocarbons by CT-ETPH Method (mg/L)	0.25	0.25	NE	NE	**0.15**	**0.16**	BRL < 0.15	**0.22**	**0.21**	**0.16**	**0.14**	**0.17**

SAMPLE ID	REMEDIATION STANDARD REGULATIONS[1]				MW-401	MW-401	MW-401	MW-401	MW-401
DATE SAMPLED					12/28/21	3/22/22	6/29/22	9/21/22	12/20/22
WORK ORDER NO.					21L1949	22C1512	22F2040	22I1232	22L2753
RSR CRITERIA	GWPC	SWPC	RES VOL.	I/C VOL.					
PARAMETER[2] (Units)									
Polychlorinated Biphenyls by EPA Method 8082 (ug/L)									
Total PCBs	0.5	0.5	NE	NE	BRL <0.14	BRL <0.20	BRL <0.20	BRL <0.20	NA
Extractable Total Petroleum Hydrocarbons by CT-ETPH Method (mg/L)	0.25	0.25	NE	NE	BRL <0.15	**0.21**	**0.32**	**0.16**	**0.16**

SAMPLE ID	REMEDIATION STANDARD REGULATIONS[1]				MW-402	MW-402	DUP-2 / Duplicate of MW-402	MW-402	MW-402	MW-402
DATE SAMPLED					1/4/22	3/23/22	3/23/22	6/29/22	9/20/22	12/20/22
WORK ORDER NO.					22A0069	22C1667	22C1667	22F2040	22I1136	22L2753
RSR CRITERIA	GWPC	SWPC	RES VOL.	I/C VOL.						
PARAMETER[2] (Units)										
Polychlorinated Biphenyls by EPA Method 8082 (ug/L)										
Total PCBs	0.5	0.5	NE	NE	BRL <0.19	BRL <0.14	BRL <0.14	BRL <0.21	BRL <0.20	NA
Extractable Total Petroleum Hydrocarbons by CT-ETPH Method (mg/L)	0.25	0.25	NE	NE	BRL <0.15	BRL <0.14	NA	**0.21**	BRL <0.14	**0.16**

SAMPLE ID	REMEDIATION STANDARD REGULATIONS[1]				MW-403	MW-403	MW-403	MW-403	MW-403	DUP-1A / Duplicate of MW-403
DATE SAMPLED					1/4/22	3/23/22	6/29/22	9/20/22	12/20/22	12/20/22
WORK ORDER NO.					22A0069	22C1667	22F2040	22I1136	22L2753	22L2753
RSR CRITERIA	GWPC	SWPC	RES VOL.	I/C VOL.						
PARAMETER[2] (Units)										
Polychlorinated Biphenyls by EPA Method 8082 (ug/L)										
Total PCBs	0.5	0.5	NE	NE	BRL <0.19	BRL <0.14	BRL <0.21	BRL <0.21	NA	NA
Extractable Total Petroleum Hydrocarbons by CT-ETPH Method (mg/L)	0.25	0.25	NE	NE	**0.16**	BRL <0.15	**0.21**	BRL < 0.15	BRL <0.14	**0.15**

NOTES:
1. Analytical results compared to Connecticut Remediation Standard Regulations (January 1996; revised February 16, 2021).
2. Only compounds that were detected are provided in this table. For a complete list of analytes refer to laboratory report.

mg/L = milligrams per liter
ug/L = micrograms per liter
BRL = below reporting limit
BOLD = compound detected at that concentration.
BRL <# = Below Reporting Limit (Reporting Limit Provided)

GWPC = Groundwater Protection Criteria
SWPC = Surface Water Protection Criteria
RES VOL. = Residential Volatilization Critera
I/C VOL. = Industrial / Commercial Volatilization Critera
NE = not established by CT DEEP

= Exceeds GWPC
= Exceeds SWPC
= Exceeds GWPC and SWPC

Prepared by: RM
Reviewed by: LMW

ATTACHMENT A

Gauging Measurements and Groundwater Sample Collection Field Logs

Simsbury AWC Gauging Data Sheet

Date: 3/22/22

Measured by: WVS

Well	Well Depth (ft. btoc)	Depth to Oil (ft. btoc)	Depth to Water (ft. btoc)	Time	Well Diameter (inches)	Comments
RW-1	18.00	NA	9.05'		6	
MW-2A	22.35		11.37'			
MW-4R	13.57		DRY		2	
MW-6	16.80		NA		2	Could not open - Damaged
MW-8	16.47		DRY		2	
MW-10	15.70		10.60'		2	
MW-11A	13.16		9.42'		4	
MW-15	14.38		11.80'		4	
MW-16	14.20'		10.62'		2	
MW-T1	16.75		7.62'		4	
MW-T2	16.82		7.73'		4	
MW-T3	16.90		11.30'		4	
MW-T5	16.92		6.89'		2	
MW-T6	16.92		6.62'		2	
TRW-1	17.06		8.05'		4	
CCA-1	13.96		6.78'		2	
CCA-2	19.79		9.75'		2	
CCA-3	17.29		12.15'		2	
CCA-4	19.03		7.73'		2	
CCA-5	19.17		11.48'		2	
CCA-6	18.00		NA		2	
MW-5A-South (R)	22.21		12.41'		2	
MW-5A-North (R)	22.15		11.05'		2	
MW-310	20.00'		14.40'		2	
MW-200	18.00'		~~NA~~ 11.10'		2	
MW-201	18.00'		NA		2	
MW-202	19.00'		9.50'		2	
MW-203	20.00'		10.02'		2	
MW-101	15.50'		8.72'		2	
MW-102	17.00'		15.90'		2	
MW-400	20.05'		11.53'		2	
MW-401	17.00'		11.40'		2	
MW-402	19.00'		13.37'		2	
MW-403	19.50'	✓	12.65'		2	

General Comments

Well Purging-Groundwater Sampling Form

Weston & Sampson

Page 1 of 1

Project Name: Simsbury TWC Project #: EN621-1266 Date: 3-22-22
Well ID: MW-203 Well Diameter: 2" Casing Type: PVC
Initial Depth to Water: 10.02 Total Depth: 20.20 Screen Length:
Pumping Method: geopump
Tube Intake Set at: 15' ~~20.20~~ Depth to Water with Tube: 10.04 Sampled By: MP
Tube Diameter: 1/4" Notes:

Instrument Info
Flow Thru Cell: horiba Turbidity Meter: horiba

Condition	Visual ID		Well Cap		Lock		Collar	
Good	Y	(N)	Y	(N)	Y	(N)	(Good)	Damaged

Comments on Well Condition

Purge Start Time: 1438

Time	Flow	DTW	PH	ORP	Temp	SpC	DO	Turb	Comments
Units	mL\min	Ft.	Units	mV	°C	mS/cm	mg\L	NTU's	
Min	ml/min	Not to exceed 0.3'	+/- 0.1	+/- 10	+/- 3%	+/- 3%	+/- 10% or 3 >0.5	+/- 10% or 3>5	
1440	410	10.05	5.83	150	17.30	1.08	7.63	43.0	
1443		10.05	5.68	164	17.30	1.04	6.55	33.7	
1446		10.06	5.64	171	17.07	1.09	6.26	30.6	
1449	↓	10.06	5.63	176	16.85	1.08	6.18	24.3	
1452		10.05	5.63	178	16.79	1.08	6.16	23.9	
1455		10.05	5.63	179	16.70	1.08	6.12	21.9	

Sample(s) Collected	Time	Color	Odor	Preservative
ETPH	1458	/	/	None

\\wse03.local\WSE\Depts\EGE\CT Remediation Templates\Monitoring well Data SheetsTemplate

Well Purging-Groundwater Sampling Form

Weston & Sampson

Page #1 of 1

Project Name: Simsbury AWC
Project #: ENG21-1266
Date: 3-22-22
Well ID: MW-202A
Well Diameter: 4"
Casing Type: PVC
Initial Depth to Water: 11.39
Total Depth: 22.35
Screen Length:
Pumping Method: geopump
Tube Intake Set at: 17'
Depth to Water with Tube: 11.39
Sampled By: MP
Tube Diameter: 1/4"
Notes:

Instrument Info
Flow Thru Cell: horiba
Turbidity Meter: horiba

Condition	Visual ID		Well Cap		Lock		Collar	
good	Y	N	Y	N	Y	N	Good	Damaged

Comments on Well Condition

Purge Start Time: 1332

Time	Flow	DTW	PH	ORP	Temp	SpC	DO	Turb	Comments
Units	mL\min	Ft.	Units	mV	°C	mS/cm	mg\L	NTU's	
Min	ml/min	Not to exceed 0.3'	+/- 0.1	+/- 10	+/- 3%	+/- 3%	+/- 10% or 3 >0.5	+/- 10% or 3>5	
1334	400	11.38	6.23	123	15.52	1.09	7.41	6.4	
1337	↓	11.37	5.91	146	15.08	1.14	6.43	4.1	
1340		11.37	5.81	155	14.78	1.16	6.20	3.9	
1343		11.37	5.77	162	14.51	1.17	6.17	4.5	
1346		11.37	5.75	165	14.35	1.18	6.07	5.1	
1349		11.37	5.74	169	14.30	1.18	6.06	5.4	
1352		11.37	5.74	169	14.29	1.18	6.05	5.6	

Sample(s) Collected	Time	Color	Odor	Preservative
ETPH	1355	/	/	none

Well Purging-Groundwater Sampling Form

Weston & Sampson

Page 1 of 1

Project Name: Simsbury AWC
Project #: EWC21-1266
Date: 3/22/22
Well ID: CCA-3
Well Diameter: 2"
Casing Type: PVC
Initial Depth to Water: 15.15'
Total Depth: ~17.15
Screen Length:
Pumping Method: Low Flow - Peristaltic
Tube Intake Set at: 16.50 -
Depth to Water with Tube: 15.15'
Sampled By: WJS
Tube Diameter: 0.25"
Notes:

Instrument Info
Flow Thru Cell: NA
Turbidity Meter: NA

Condition	Visual ID		Well Cap		Lock		Collar	
	Y	(N)	(Y)	N	Y	(N)	(Good)	Damaged

Comments on Well Condition: Low water & recharge - Straight to sampling

Purge Start Time: 955

Time	Flow	DTW	PH	ORP	Temp	SpC	DO	Turb	Comments
Units	mL\min	Ft.	Units	mV	°C	mS/cm	mg\L	NTU's	
Min	ml/min	Not to exceed 0.3'	+/- 0.1	+/- 10	+/- 3%	+/- 3%	+/- 10% or 3 >0.5	+/- 10% or 3>5	

Well Purging-Groundwater Sampling Form

Weston & Sampson

Page 1 of 1

Project Name: Simsbury AWC
Project #: ENG21-1266
Date: 3/22/22
Well ID: MW-102
Well Diameter: 2"
Casing Type: PVC
Initial Depth to Water: 15.90'
Total Depth: ~17.00'
Screen Length:
Pumping Method: Low Flow - Peristaltic
Tube Intake Set at: 16.50'
Depth to Water with Tube: 15.90'
Sampled By: WWS
Tube Diameter: 0.25"
Notes: Low water slow recharge - Straight to Sampling

Instrument Info
Flow Thru Cell: Horiba
Turbidity Meter: Horiba

Condition	Visual ID		Well Cap		Lock		Collar	
	Y	(N)	(Y)	N	Y	(N)	(Good)	Damaged

Comments on Well Condition

Purge Start Time: 915

Time	Flow	DTW	PH	ORP	Temp	SpC	DO	Turb	Comments
Units	mL\min	Ft.	Units	mV	°C	mS/cm	mg\L	NTU's	
Min	ml/min	Not to exceed 0.3'	+/- 0.1	+/- 10	+/- 3%	+/- 3%	+/- 10% or 3 >0.5	+/- 10% or 3>5	

Well Purging-Groundwater Sampling Form

Weston & Sampson

Page 1 of 1

Project Name: Simsbury AVC
Project #: ENG21-1266
Date: 3/22/22
Well ID: MW-10
Well Diameter: 2"
Casing Type: PVC
Initial Depth to Water: 10.60' (PVC)
Total Depth: 15.68'
Screen Length:
Pumping Method: Low Flow- Peristaltic
Tube Intake Set at: 13.50'
Depth to Water with Tube: 10.60'
Sampled By: WS
Tube Diameter: 0.25"
Notes:

Instrument Info
Flow Thru Cell: Horiba
Turbidity Meter: Horiba

Condition	Visual ID		Well Cap		Lock		Collar	
	Y	(N)	(Y)	N	Y	(N)	(Good)	Damaged

Comments on Well Condition

Purge Start Time: 1040

Time	Flow	DTW	PH	ORP	Temp	SpC	DO	Turb	Comments
Units	mL\min	Ft.	Units	mV	°C	mS/cm	mg\L	NTU's	
Min	ml/min	Not to exceed 0.3'	+/- 0.1	+/- 10	+/- 3%	+/- 3%	+/- 10% or 3 >0.5	+/- 10% or 3>5	
1045	~145	10.63	5.00	296	11.88	.935	9.44	1.6	
1050	~145	10.63	5.07	306	12.02	.928	9.59	0.7	
1055	~145	10.63	5.16	312	12.15	.925	9.45	0.5	
1100	~145	10.63	5.17	313	12.17	.924	9.35	0.6	

Sample(s) Collected	Time	Color	Odor	Preservative
ETPH	1100			

Well Purging-Groundwater Sampling Form

Weston & Sampson

Page 1 of 1

Project Name: Simsbury NWC
Project #: ENG21-1266
Date: 3/22/22
Well ID: MW-11A
Well Diameter: 2"
Casing Type: PVC
Initial Depth to Water: 9.42
Total Depth: ~13.00
Screen Length:
Pumping Method: Low Flow - Peristaltic
Tube Intake Set at: 12.50'
Depth to Water with Tube: 9.42
Sampled By: WVS
Tube Diameter: 0.25"
Notes: ~ 9.80 DTW From Ground

Instrument Info
Flow Thru Cell: Horiba
Turbidity Meter: HORIBA

Condition	Visual ID		Well Cap		Lock		Collar	
	Y	(N)	(Y)	N	Y	(N)	(Good)	Damaged

Comments on Well Condition

Purge Start Time: 1116

Time	Flow	DTW	PH	ORP	Temp	SpC	DO	Turb	Comments
Units	mL\min	Ft.	Units	mV	°C	mS/cm	mg\L	NTU's	
Min	ml/min	Not to exceed 0.3'	+/- 0.1	+/- 10	+/- 3%	+/- 3%	+/- 10% or 3 >0.5	+/- 10% or 3>5	
1116	~145	9.43	5.80	288	12.87	.592	6.01	1.2	
1125	~145	9.43	5.84	295	12.74	.565	5.14	1.2	
1130	~145	9.43	5.89	294	12.64	.552	4.80	1.3	
1135	~145	9.43	5.91	295	12.50	.541	4.71	1.4	
1140	~145	9.43	5.92	295	12.41	.539	4.65	1.2	

Sample(s) Collected	Time	Color	Odor	Preservative
ETPH + Dup-1 (ETPH)	1145			F
E+VPH (E+VPH)				HCl+I

\\wse03.local\WSE\Depts\EGE\CT Remediation Templates\Monitoring well Data SheetsTemplate

Well Purging-Groundwater Sampling Form

Weston & Sampson

Page 1 of 1

Project Name: Simsbury AWC Project #: ENG21-1266 Date: 3-22-22
Well ID: MW-T3 Well Diameter: 4" Casing Type: PVC
Initial Depth to Water: 11.27 Total Depth: 16.96 Screen Length:
Pumping Method: Geopump
Tube Intake Set at: 14.51 Depth to Water with Tube: 11.30 Sampled By: MP
Tube Diameter: 1/4" Notes:

Instrument Info
Flow Thru Cell: Horiba Turbidity Meter: Horiba

Condition	Visual ID		Well Cap		Lock		Collar	
Good	Y	(N)	(Y)	N	Y	(N)	(Good)	Damaged

Comments on Well Condition: ✓

Purge Start Time: 1133

Time	Flow	DTW	PH	ORP	Temp	SpC	DO	Turb	Comments
Units	mL\min	Ft.	Units	mV	°C	mS/cm	mg\L	NTU's	
Min	ml/min	Not to exceed 0.3'	+/- 0.1	+/- 10	+/- 3%	+/- 3%	+/- 10% or 3 >0.5	+/- 10% or 3>5	
1136	115	11.44	6.30	125	16.35	0.201	3.30	6.1	
1139	↓	11.450	6.34	127	16.66	0.202	3.33	6.0	
1142		11.53	6.33	127	16.16	0.206	2.87	5.9	
1145		11.55	6.37	128	16.18	0.209	2.62	4.9	
1148		11.60	6.40	127	15.97	0.203	2.54	5.0	
1151		11.63	6.41	127	16.05	0.209	2.46	5.1	
1154		11.68	6.42	127	16.02	0.210	2.55	4.6	

Sample(s) Collected	Time	Color	Odor	Preservative
ETPM	1157	X	X	Non-S

Well Purging-Groundwater Sampling Form

Weston & Sampson

Page 1 of 1

Project Name: Simsbury AMR
Project #: ENG21-1266
Date: 3-22-22
Well ID: MW-T6
Well Diameter: 2"
Casing Type: PVC
Initial Depth to Water: 6.62
Total Depth: 17.01
Screen Length:
Pumping Method: Peristaltic pump
Tube Intake Set at: 12' ~~20'~~
Depth to Water with Tube: 7.17
Sampled By: MP
Tube Diameter: 1/4"
Notes:

Instrument Info
Flow Thru Cell: Horiba
Turbidity Meter: Horiba

Condition	Visual ID		Well Cap		Lock		Collar	
good	Y	(N)	(Y)	N	Y	(N)	(Good)	Damaged

Comments on Well Condition: Mgood

Purge Start Time: 0857

Time	Flow	DTW	PH	ORP	Temp	SpC	DO	Turb	Comments
Units	mL\min	Ft.	Units	mV	°C	mS/cm	mg\L	NTU's	
Min	ml/min	Not to exceed 0.3'	+/- 0.1	+/- 10	+/- 3%	+/- 3%	+/- 10% or 3 >0.5	+/- 10% or 3>5	
0857	~90	7.20	5.43	176	12.11	0.116	9.56	6.4	
0902	|	7.18	5.27	210	12.01	0.125	8.02	6.6	
0905	|	7.17	5.56	190	11.92	0.132	7.87	4.8	
0908	|	7.11	5.50	177	11.98	0.124	7.67	3.7	
0911	|	7.17	5.75	174	11.95	0.116	7.51	3.5	
0914	|	7.17	5.98	172	11.94	0.110	7.46	3.6	
0917	|	7.14	5.97	170	11.79	0.164	7.19	3.8	
0920	V	7.19	5.90	170	11.79	0.099	7.19	4.0	
0923		7.17	5.92	168	11.75	0.093	7.21	4.9	

Sample(s) Collected	Time	Color	Odor	Preservative
ETPH	0927	X	X	None
E+V	0927	X	X	2#HCL

Well Purging-Groundwater Sampling Form

Weston & Sampson

Page RK 1 of 1

Project Name: Simsbury TMC Project #: ENG21-1266 Date: 3-22-22
Well ID: MW-TRW-1 Well Diameter: 4" Casing Type: PVC
Initial Depth to Water: 8.01 Total Depth: 14.09 Screen Length:
Pumping Method: Qepump
Tube Intake Set at: 11' Depth to Water with Tube: 8.02 Sampled By: MP
Tube Diameter: 1/4" Notes: manhole cover

Instrument Info
Flow Thru Cell: horiba Turbidity Meter: horiba

Condition	Visual ID		Well Cap		Lock		Collar	
OK	Y	(N)	(Y)	N	Y	(N)	Good	(Damaged)

Comments on Well Condition: Collar has some dents

Purge Start Time: 1005

Time	Flow	DTW	PH	ORP	Temp	SpC	DO	Turb	Comments
Units	mL\min	Ft.	Units	mV	°C	mS/cm	mg\L	NTU's	
Min	ml/min	Not to exceed 0.3'	+/- 0.1	+/- 10	+/- 3%	+/- 3%	+/- 10% or 3 >0.5	+/- 10% or 3>5	
1008	~100	8.03	5.78	62	12.64	0.108	3.39	25	
1011		8.03	5.90	155	12.35	0.107	2.33	1.3	
1014		8.03	5.94	151	12.65	0.106	2.26	1.3	
1017		8.03	6.01	149	12.51	0.106	1.69	1.3	
1020		8.02	6.11	143	12.38	0.106	1.62	1.3	
1023	↓	8.03	6.13	115	12.22	0.106	1.50	1.6	
1026		8.03	6.14	97	12.11	0.106	1.28	1.4	
1029		8.03	6.14	77	11.94	0.107	1.31	0.9	
1032		8.03	6.16	74	11.891	0.107	1.24	1.4	
1035		8.03	6.14	63	11.90	0.108	1.26	0.7	
1038		8.03	6.15	68	11.88	0.108	1.29	0.9	

Sample(s) Collected	Time	Color	Odor	Preservative
ETPH	1041	/	/	none
E+V	1041	/	/	HCl

Well Purging-Groundwater Sampling Form

Weston & Sampson

Page 1 of 1

Project Name: Simsbury Ave
Project #: EN621-126
Date: ~~3/20/26~~ 3/23/26
Well ID: MW-101
Well Diameter: 2"
Casing Type: PVC
Initial Depth to Water: 8.72
Total Depth: ~15.50'
Screen Length: 10'
Pumping Method: Low Flow Peristaltic
Tube Intake Set at: 14.0'
Depth to Water with Tube: 8.72
Sampled By: WS
Tube Diameter: 0.25"
Notes:

Instrument Info
Flow Thru Cell: Horiba
Turbidity Meter: Horiba

Condition	Visual ID		Well Cap		Lock		Collar	
	Y	(N)	(Y)	N	Y	(N)	(Good)	Damaged

Comments on Well Condition: Low recharge + volume / sampled early

Purge Start Time: 1235

Time	Flow	DTW	PH	ORP	Temp	SpC	DO	Turb	Comments
Units	mL\min	Ft.	Units	mV	°C	mS/cm	mg\L	NTU's	
Min	ml/min	Not to exceed 0.3'	+/- 0.1	+/- 10	+/- 3%	+/- 3%	+/- 10% or 3 >0.5	+/- 10% or 3>5	
1240	~145	9.42	6.10	273	13.86	.304	9.15	32.5	
1245	~145	9.90	5.82	294	13.77	.304	8.31	21.6	

Sample(s) Collected	Time	Color	Odor	Preservative
ETBH	1250			
EPH + VPH				

Well Purging-Groundwater Sampling Form

Weston & Sampson

Page 1 of 1

Project Name: Simsbury AWC
Project #: ENG21-1266
Date: 3/23/22
Well ID: CCA-5
Well Diameter: 2"
Casing Type: PVC
Initial Depth to Water: 11.40 (PVC) 9.40
Total Depth: 19.17'
Screen Length:
Pumping Method: Low Flow - Peristaltic
Tube Intake Set at: 16.0'
Depth to Water with Tube: 11.40'
Sampled By: WVS
Tube Diameter: 0.25"
Notes: DTW Ground = 9.40

Instrument Info
Flow Thru Cell: Horiba
Turbidity Meter: HORIBA

Condition	Visual ID		Well Cap		Lock		Collar	
	Y	(N)	(Y)	N	Y	(N)	(Good)	Damaged

Comments on Well Condition

Purge Start Time: 940

Time	Flow	DTW	PH	ORP	Temp	SpC	DO	Turb	Comments
Units	mL\min	Ft.	Units	mV	°C	mS/cm	mg\L	NTU's	
Min	ml/min	Not to exceed 0.3'	+/- 0.1	+/- 10	+/- 3%	+/- 3%	+/- 10% or 3 >0.5	+/- 10% or 3>5	
945	~140	11.43	6.54	282	6.96	.130	14.30	6.8	
950	~140	11.43	6.50	290	7.05	.125	10.50	4.1	
955	~140	11.43	6.45	303	7.62	.122	8.58	2.6	
1000	~140	11.43	6.44	308	7.82	.121	8.25	2.5	
1005	~140	11.43	6.44	311	7.99	.120	7.82	1.8	
1010	~140	11.43	6.44	313	8.03	.120	7.70	1.8	

Sample(s) Collected	Time	Color	Odor	Preservative
ETPH	1015			
EPH/VPH				

Well Purging-Groundwater Sampling Form

Weston & Sampson

Page 1 of 1

Project Name: Simsbury AWC
Project #: ENG21-1206
Date: 3-22-22
Well ID: MW-310
Well Diameter: 2"
Casing Type: PVC
Initial Depth to Water: 15.41
Total Depth: 19.30
Screen Length:
Pumping Method: d/c pump
Tube Intake Set at: 17.5'
Depth to Water with Tube: 14.42
Sampled By: MP
Tube Diameter: 1/4"
Notes:

Instrument Info
Flow Thru Cell: Horiba
Turbidity Meter: Horiba

Condition	Visual ID		Well Cap		Lock		Collar	
	Y	N	Y	N	Y	N	Good	Damaged
OK		(N)	(Y)			(N)	(Good)	

Comments on Well Condition

Purge Start Time: 1231

Time	Flow	DTW	PH	ORP	Temp	SpC	DO	Turb	Comments
Units	mL\min	Ft.	Units	mV	°C	mS/cm	mg\L	NTU's	
Min	ml/min	Not to exceed 0.3'	+/- 0.1	+/- 10	+/- 3%	+/- 3%	+/- 10% or 3 >0.5	+/- 10% or 3>5	
1236	~110	15.62	6.26	56	17.58	0.510	1.27	15.7	
1239		16.04	6.20	49	17.39	0.511	1.26	41.7	
1242		16.30	6.18	44	17.17	0.512	1.10	32.6	
1245	↓	16.35	6.16	42	17.20	0.512	1.11	36.6	water level dropping rapidly. Stopped to sample
									Ran Dry. Will resample tomorrow

3-23 DTW 14.54

Sample(s) Collected		Time	Color	Odor	Preservative
	ETPH	1248	/	/	None
resampled	ETPH	0845	/	/	None

3-23

Well Purging-Groundwater Sampling Form

Weston & Sampson

Page NW 1 of 1

Project Name: Simsbury MW0 Project #: EN621-1266 Date: 3-23-22
Well ID: MW-202 Well Diameter: 2" Casing Type: PVC
Initial Depth to Water: 9.53 Total Depth: 18' Screen Length:
Pumping Method: geopump
Tube Intake Set at: 14' Depth to Water with Tube: 9.52 Sampled By: MF
Tube Diameter: 1/4" Notes:

Instrument Info
Flow Thru Cell: horiba Turbidity Meter: horiba

Condition	Visual ID		Well Cap		Lock		Collar	
Needs repair	Y	(N)	Y	(N)	Y	(N)	(Good)	Damaged

Comments on Well Condition: ↓broken well cap

Purge Start Time: 0930

Time	Flow	DTW	PH	ORP	Temp	SpC	DO	Turb	Comments
Units	mL\min	Ft.	Units	mV	°C	mS/cm	mg\L	NTU's	
Min	ml/min	Not to exceed 0.3'	+/- 0.1	+/- 10	+/- 3%	+/- 3%	+/- 10% or 3 >0.5	+/- 10% or 3>5	
0933	110	9.54	5.78	192	7.48	1.04	7.70	6.1	
0936		9.54	5.49	199	9.73	0.989	6.23	4.1	
0939		9.54	5.44	201	9.813	0.975	6.31	5.0	
0942		9.54	5.41	203	9.45	0.976	6.13	5.0	
0945		9.54	5.40	205	9.74	0.976	6.06	4.0	
0948		9.54	5.40	207	9.94	0.981	6.06	3.1	
0951		9.54	5.40	207	10.13	0.983	5.81	3.7	
0954	↓	9.53	5.38	208	10.18	0.983	5.80	3.1	

Sample(s) Collected	Time	Color	Odor	Preservative
ETPH	0957	/	/	None
F+V	0957	/	/	HCl

Well Purging-Groundwater Sampling Form

Weston & Sampson

Page 1 of 1

Project Name: _____ Project #: EnG21-1266 Date: 3/22/22
Well ID: MW-6 Well Diameter: _____ Casing Type: _____
Initial Depth to Water: _____ Total Depth: _____ Screen Length: _____
Pumping Method: _____
Tube Intake Set at: _____ Depth to Water with Tube: _____ Sampled By: _____
Tube Diameter: _____ Notes: _____

Instrument Info
Flow Thru Cell _____ Turbidity Meter _____

Condition	Visual ID		Well Cap		Lock		Collar	
	Y	N	Y	N	Y	N	Good	Damaged

Comments on Well Condition: Bolts beat from plow - could not open well.

Purge Start Time

Time	Flow	DTW	PH	ORP	Temp	SpC	DO	Turb	Comments
Units	mL\min	Ft.	Units	mV	°C	mS/cm	mg\L	NTU's	
Min	ml/min	Not to exceed 0.3'	+/- 0.1	+/- 10	+/- 3%	+/- 3%	+/- 10% or 3 >0.5	+/- 10% or 3>5	

Well Purging-Groundwater Sampling Form

Weston & Sampson

Page 1 of 1

Project Name: Simsbury Ave Project #: ENC21-1266 Date: 3/22/22
Well ID: MW-4R Well Diameter: Casing Type:
Initial Depth to Water: Total Depth: Screen Length:
Pumping Method:
Tube Intake Set at: Depth to Water with Tube: Sampled By:
Tube Diameter: Notes:

Instrument Info
Flow Thru Cell Turbidity Meter

Condition	Visual ID		Well Cap		Lock		Collar	
	Y	N	Y	N	Y	N	Good	Damaged

Comments on Well Condition Dry - NO Samples

Purge Start Time

Time	Flow	DTW	PH	ORP	Temp	SpC	DO	Turb	Comments
Units	mL\min	Ft.	Units	mV	°C	mS/cm	mg\L	NTU's	
Min	ml/min	Not to exceed 0.3'	+/- 0.1	+/- 10	+/- 3%	+/- 3%	+/- 10% or 3 >0.5	+/- 10% or 3>5	

Well Gauging Log

Project: Sikorsky AWC
Project #: Engz1-1266
Date: 6/29/22

Well	Time	Depth to LNAPL	Depth to Water	Depth to DNAPL	Depth to Bottom	LNAPL Thickness	DNAPL Thickness	Water Column Height
MW-460	822	—	12.01	—	20.55	0.00	0.00	0.00
MW-402	820	—	11.75	—	16.30	0.00	0.00	0.00
MW-403	845	—	13.80	—	22.36	0.00	0.00	0.00
MW-403	839	—	12.99	—	22.33	0.00	0.00	0.00
MW-101	834	—	9.01	—	15.34	0.00	0.00	0.00
MW-102	830	—	17.51	—	20.30	0.00	0.00	0.00
MW-4R	834	—	10.14	—	15.50	0.00	0.00	0.00
MW-4R	840	—	10.34	—	10.66	0.00	0.00	0.00
CCA-3	828	—	16.83	—	17.35	0.00	0.00	0.00
						0.00	0.00	0.00
						0.00	0.00	0.00
						0.00	0.00	0.00
						0.00	0.00	0.00
						0.00	0.00	0.00
						0.00	0.00	0.00

4R - ETPH
~~EPH/VPH~~
VOCs
PAH

6 - ETPH
EPH/VPH/extract and hold

17.51

CCA3 PAH
~~101~~ - ETPH
~~EPH/VPH~~

102 - ETPH
~~EPH/VPH~~
VOCs

~~460 - PCB, ETPH~~
~~401 - PCB ETPH~~
~~402 - PCB, ETPH~~
~~403 - PCB, ETPH~~

measures

Well Purging-Groundwater Sampling Form

Weston & Sampson

Page 1 of 1

Project Name: Sinclair AHC
Project #: F1721-1266
Well ID: MW-12
Well Diameter: 2"
Date: 6/19/22
Initial Depth to Water: 9.01
Total Depth: 15.34
Casing Type: PVC
Pumping Method: LF - Bladder
Screen Length: 10'
Tube Intake Set at: 12'
Tube Diameter: 1/4"
Depth to Water with Tube: 9.01
Notes:
Sampled By: RJA

Instrument Info
Flow Thru Cell: YSI
Turbidity Meter: Geotech

Condition	Visual ID		Well Cap		Lock		Collar	
	Y	N	Y	N	Y	N	Good	Damaged
Good			(Y)			(N)	(Good)	

Comments on Well Condition

Purge Start Time: 1140

Time	Flow	DTW	PH	ORP	Temp	SpC	DO	Turb	Comments
Units	mL\min	Ft.	Units	mV	°C	mS/cm	mg\L	NTU's	
Min	ml/min	Not to exceed 0.3'	+/- 0.1	+/- 10	+/- 3%	+/- 3%	+/- 10% or 3 >0.5	+/- 10% or 3>5	
1145	150mL	~~9.36~~	6.10	144.1	14.0	0.346	6.13	23.1	Blue Opaque
1150	100mL	9.64	6.07	195.5	20.0	0.334	5.75	8.3	Blue Opaque
1155	100mL	9.55	6.07	197.7	20.1	0.337	5.65	6.4	Blue Opaque
Stable	Sampling								

Sample(s) Collected	Time	Color	Odor	Preservative
ETPH	1155			

C:\Users\manandhar.richard\Desktop\Field Forms\Monitoring well Data Sheets.xlsxTemplate

Well Purging-Groundwater Sampling Form

Weston & Sampson

Page 1 of 1

Project Name: Simsbury Ave Project #: Eng21-1266 Date: 6/29/22
Well ID: MW-162 Well Diameter: 2" Casing Type: PVC
Initial Depth to Water: ~~17.55~~ ~~13.56~~ Total Depth: ~~20.30~~ ~~7.63~~ Screen Length: 10'
Pumping Method: LF-pump/tube
Tube Intake Set at: 19' Depth to Water with Tube: 17.55 Sampled By: RM
Tube Diameter: 1/4" Notes:

Instrument Info
Flow Thru Cell: YSI Turbidity Meter: Geotech

Condition	Visual ID		Well Cap		Lock		Collar	
Good	Y	N	Y	N	Y	N	Good	Damaged

Comments on Well Condition

Purge Start Time: ~~1230~~ 1215

Time	Flow	DTW	PH	ORP	Temp	SpC	DO	Turb	Comments
Units	mL\min	Ft.	Units	mV	°C	mS/cm	mg\L	NTU's	
Min	ml/min	Not to exceed 0.3'	+/- 0.1	+/- 10	+/- 3%	+/- 3%	+/- 10% or 3 >0.5	+/- 10% or 3>5	
1220	150mL	17.90	6.54	188.9	21.7	0.572	8.10	20.6	
- Started Sampling									

Sample(s) Collected	Time	Color	Odor	Preservative
ETPH	~~1225~~			
VOCs	1220			

Well Purging-Groundwater Sampling Form

Weston & Sampson

Page 1 of 1

Project Name: Simsbury Ave Project #: Engl1766 Date: 6/29/12
Well ID: MW-9R Well Diameter: 2" Casing Type: PVC
Initial Depth to Water: 0.34 Total Depth: 6.66 Screen Length: 10'
Pumping Method: LF-pump
Tube Intake Set at: Depth to Water with Tube: — Sampled By: RJS
Tube Diameter: 1/4 Notes:

Instrument Info
Flow Thru Cell: YSI Turbidity Meter: geotech

Condition	Visual ID		Well Cap		Lock		Collar	
good	Y	(N)	(Y)	N	Y	(N)	(Good)	Damaged

Comments on Well Condition

Purge Start Time

Time	Flow	DTW	PH	ORP	Temp	SpC	DO	Turb	Comments
Units	mL\min	Ft.	Units	mV	°C	mS/cm	mg\L	NTU's	
Min	ml/min	Not to exceed 0.3'	+/- 0.1	+/- 10	+/- 3%	+/- 3%	+/- 10% or 3 >0 5	+/- 10% or 3>5	
		Crated	not	Sample					
		dry							

Sample(s) Collected	Time	Color	Odor	Preservative
FIELD				
VOCs				
PFAs				

C:\Users\manandhar.richard\Desktop\Field Forms\Monitoring well Data Sheets.xlsxTemplate

Well Purging-Groundwater Sampling Form

Weston & Sampson

Page 1 of 1

Project Name: Sinsbury Mfg Project #: Engl-1266 Date: 6/29/22
Well ID: MW-6 Well Diameter: 2" Casing Type: PVC
Initial Depth to Water: 10.15 Total Depth: 25.58 Screen Length: 10'
Pumping Method: Peristaltic
Tube Intake Set at: 14' Depth to Water with Tube: 10.15 Sampled By: RM
Tube Diameter: 1/4" Notes:

Instrument Info
Flow Thru Cell YSI Turbidity Meter geotech

Condition	Visual ID		Well Cap		Lock		Collar	
bad	Y	(N)	(Y)	N	Y	(N)	Good	Damaged

Comments on Well Condition well cap broken

Purge Start Time 1300

Time	Flow	DTW	PH	ORP	Temp	SpC	DO	Turb	Comments
Units	mL\min	Ft.	Units	mV	°C	mS/cm	mg\L	NTU's	
Min	ml/min	Not to exceed 0.3'	+/- 0.1	+/- 10	+/- 3%	+/- 3%	+/- 10% or 3 >0.5	+/- 10% or 3>5	
1305	~~200~~ 700mL	10.16	6.90	169.2	18.0	0.179	8.77	38.2	
1310	700mL	10.15	6.70	175.2	18.1	0.166	7.96	8.4	
1315	700mL	10.16	6.62	175.4	18.0	0.092	7.70	7.6	
1320	700mL	10.15	6.58	174.9	18.4	0.084	6.86	7.3	
1325	700mL	10.15	6.58	174.3	19.5	0.083	7.14	7.2	
1330	700mL	10.15	6.55	180.5	19.7	0.077	7.42	7.0	

Sample(s) Collected	Time	Color	Odor	Preservative
ETPH	1330			

Dup-1 ETPH only

C:\Users\manandhar.richard\Desktop\Field Forms\Monitoring well Data Sheets.xlsxTemplate

Well Purging-Groundwater Sampling Form

Weston & Sampson

Page 1 of 1

Project Name: Sikorsky ANG Project #: Eng21-1766 Date: 6/29/22
Well ID: CCA-3 Well Diameter: 2" Casing Type: PVC
Initial Depth to Water: 16.83 Total Depth: 17.35 Screen Length:
Pumping Method: LF- peristaltic
Tube Intake Set at: 17' Depth to Water with Tube: 16.83 Sampled By: RM
Tube Diameter: 1/4" Notes:

Instrument Info
Flow Thru Cell YSI Turbidity Meter Hach

Condition	Visual ID		Well Cap		Lock		Collar	
Good	Y	(N)	(Y)	N	Y	(N)	(Good)	Damaged

Comments on Well Condition

Purge Start Time

Time	Flow	DTW	PH	ORP	Temp	SpC	DO	Turb	Comments
Units	mL\min	Ft.	Units	mV	°C	mS/cm	mg\L	NTU's	
Min	ml/min	Not to exceed 0.3'	+/- 0.1	+/- 10	+/- 3%	+/- 3%	+/- 10% or 3 >0.5	+/- 10% or 3>5	
				256mL PH					
				well dry					

Sample(s) Collected	Time	Color	Odor	Preservative
PH	960			

C:\Users\manandhar.richard\Desktop\Field Forms\Monitoring well Data Sheets.xlsxTemplate

Simsbury AWC Gauging Data Sheet

Date: 09/20/2022

Measured by: Richard Manandhar & Madison Platow

Well	Well Depth (ft. btoc)	Depth to Oil (ft. btoc)	Depth to Water (ft. btoc)	Time	Well Diameter (inches)	Comments
RW-1	18.00	0.00	10.75	929	6	
MW-2A	22.35	0.00	13.30	1012		
MW-4R	13.57	0.00	0.00	1009	2	Dry
MW-6	16.80	0.00	11.71	1000	2	
MW-8	16.47	0.00	0.00	1007	2	Dry
MW-10	15.70	0.00	12.41	922	2	
MW-11A	13.16	0.00	11.21	1002	4	
MW-15	14.38	0.00	13.21	913	4	
MW-16	14.20'	0.00	12.36	915	2	
MW-T1	16.75	0.00	8.36	953	4	
MW-T2	16.82	0.00	8.12	946	4	
MW-T3	16.90	0.00	12.95	945	4	
MW-T5	16.92	0.00	7.36	942	2	
MW-T6	16.92	0.00	7.62	944	2	
TRW-1	17.06	0.00	8.40	950	4	
CCA-1	13.96	0.00	8.80	835	2	
CCA-2	19.79	0.00	10.85	920	2	
CCA-3	17.29	0.00	0.00	934	2	Dry
CCA-4	19.03	0.00	8.81	1024	2	
CCA-5	19.17	0.00	13.35	1050	2	
CCA-6	18.00	0.00	10.40	825	2	
MW-SA-South (R)	22.21	0.00	14.60	850	2	
MW-SA-North (R)	22.15	0.00	13.24	856	2	
MW-310	20.00'	0.00	16.87	1039	2	
MW-200	18.00'	0.00	--	--	2	Inaccessible; possibly destroyed
MW-201	18.00'	0.00	14.50	1040	2	
MW-202	19.00'	0.00	11.50	1018	2	
MW-203	20.00'	0.00	12.00	1013	2	
MW-101	15.50'	0.00	11.30	1021	2	
MW-102	17.00'	0.00	0.00	953	2	Dry
MW-400	20.05'	0.00	13.65	1030	2	
MW-401	17.00'	0.00	13.40	1028	2	
MW-402	19.00'	0.00	14.70	1115	2	
MW-403	19.50'	0.00	15.48	1045	2	

General Comments

No NAPL detected

Well Purging-Groundwater Sampling Form

Weston & Sampson

Page 1 of 1

Project Name: Simsbury Hse
Project #: Eng 21-1766
Date: 9/20/22
Well ID: MW-400
Well Diameter: 2"
Casing Type: PVC
Initial Depth to Water: 13.66
Total Depth: 20'
Screen Length: 10'
Pumping Method: LF-peristaltic/Hi flow
Tube Intake Set at: 16'
Depth to Water with Tube: 13.66
Sampled By: RM
Tube Diameter: 1/4"
Notes:

Instrument Info
Flow Thru Cell: YSI
Turbidity Meter: micro TPW

Condition	Visual ID		Well Cap		Lock		Collar	
Good	Y	(N)	(Y)	N	Y	(N)	(Good)	Damaged

Comments on Well Condition

Purge Start Time: 1200

Time	Flow	DTW	PH	ORP	Temp	SpC	DO	Turb	Comments
Units	mL\min	Ft.	Units	mV	°C	mS/cm	mg\L	NTU's	
Min	ml/min	Not to exceed 0.3'	+/- 0.1	+/- 10	+/- 3%	+/- 3%	+/- 10% or 3 >0.5	+/- 10% or 3>5	
1205	150 mL	13.68	6.00	157.6	18.7	0.0995	9.76	33.63	
1210	150mL	13.68	5.82	207.6	18.6	0.0960	9.52	8.92	
1215	150mL	13.68	5.51	208.0	18.6	0.0960	9.48	2.72	
1220	150mL	13.68	5.80	208.9	18.6	0.0970	9.40	1.97	
1225	150mL	13.66	5.80	209.0	18.6	0.0990	9.39	1.66	
						0.0996			

Sample(s) Collected	Time	Color	Odor	Preservative
EPH	1225			
PCBs				

Dup-1

Well Purging-Groundwater Sampling Form

Weston & Sampson

Page 1 of 1

Project Name: Simsbury AHC
Project #: Eng21-1266
Date: 9/26/22
Well ID: MW-402
Well Diameter: 2"
Casing Type: PVC
Initial Depth to Water: 15.48
Total Depth: 20'
Screen Length: 10'
Pumping Method: Peristaltic pump
Tube Intake Set at: 17'
Depth to Water with Tube: 15.48
Sampled By: RM
Tube Diameter: 1/4"
Notes:

Instrument Info
Flow Thru Cell: YSI
Turbidity Meter: Micro TPW

Condition	Visual ID		Well Cap		Lock		Collar	
Good	Y	(N)	(Y)	N	Y	(N)	(Good)	Damaged

Comments on Well Condition

Purge Start Time: 1115

Time	Flow	DTW	PH	ORP	Temp	SpC	DO	Turb	Comments
Units	mL\min	Ft.	Units	mV	°C	mS/cm	mg\L	NTU's	
Min	ml/min	Not to exceed 0.3'	+/- 0.1	+/- 10	+/- 3%	+/- 3%	+/- 10% or 3 >0.5	+/- 10% or 3>5	
1120	150mL	15.48	5.99	146.4	13.1	0.046	10.30	9.33	
1125	150mL	15.48	5.04	148.3	13.5	0.048	10.36	3.69	
1130	150mL	15.48	5.08	147.6	13.5	0.047	10.42	2.92	
1135	150mL	15.48	5.10	146.6	13.6	0.048	10.46	2.68	
1140	150mL	15.48	5.14	144.3	13.7	0.049	10.50	2.44	

Sample(s) Collected	Time	Color	Odor	Preservative
ETOH	1140			
PCBs				

Well Purging-Groundwater Sampling Form

Weston & Sampson

Page 1 of 1

Project Name: Smiths Ave
Project #: Eng21-1266
Date: 9/20/22
Well ID: MW-403
Well Diameter: 2"
Casing Type: PVC
Initial Depth to Water: 14.70
Total Depth: 20'
Screen Length: 10'
Pumping Method: LF-peristaltic pump
Tube Intake Set at: 17'
Depth to Water with Tube: 14.70
Sampled By: RM
Tube Diameter: 1/4"
Notes:

Instrument Info
Flow Thru Cell: YSI
Turbidity Meter: micro TOP

Condition	Visual ID		Well Cap		Lock		Collar	
Good	Y	(N)	(Y)	N	Y	(N)	(Good)	Damaged

Comments on Well Condition

Purge Start Time: 1045

Time	Flow	DTW	PH	ORP	Temp	SpC	DO	Turb	Comments
Units	mL\min	Ft.	Units	mV	°C	mS/cm	mg\L	NTU's	
Min	ml/min	Not to exceed 0.3'	+/- 0.1	+/- 10	+/- 3%	+/- 3%	+/- 10% or 3 >0.5	+/- 10% or 3>5	
1050	150mL	14.70	5.93	111.8	19.6	.111	5.82	6.59	
1055	150mL	14.70	5.99	109.8	19.1	.113	6.00	5.98	
1100	150mL	14.70	(0.01)	109.3	19.1	.112	6.11	5.76	
1105	150mL	14.71	(0.01)	109.8	19.1	.113	6.72	5.66	

Sample(s) Collected	Time	Color	Odor	Preservative
E Toll	1105			
PCBs				

Well Purging-Groundwater Sampling Form

Weston & Sampson

Page _____ of _____

Project Name: MNC Simsbury Project #: Date: 9-21-22
Well ID: MW-6 Well Diameter: 2" Casing Type: PVC
Initial Depth to Water: 11.73 Total Depth: 15.52 Screen Length:
Pumping Method: peristaltic pump
Tube Intake Set at: 14' Depth to Water with Tube: 11.72 Sampled By: MP
Tube Diameter: 1/4" Notes:

Instrument Info
Flow Thru Cell YSI Turbidity Meter MicroTPW

Condition	Visual ID		Well Cap		Lock		Collar	
OK	Y	(N)	(Y)	N	Y	(N)	(Good)	Damaged

Comments on Well Condition cover broken

Purge Time	Start Time	Flow	DTW	PH	ORP	T	SpC	DO	Turb	Comments
T	0849									
Units		mL\min	Ft.	Units	mV	°C	mS/cm	mg\L	NTU's	
Min		ml/min	Not to exceed 0.3'	+/- 0.1	+/- 10	+/- 3%	+/- 3%	+/- 10% or 3 > or 3 0.5	+/- 10% or 3>5	
0850		~120	11.75	6.35	161.8	21.5	304.3	7.61	11.31	
0855			11.74	6.00	180.2	21.7	229.4	5.92	4.35	
0900			11.74	5.81	175.4	21.8	310.0	5.59	9.27	
0905			11.74	5.88	171.7	21.8	299.2	5.77	8.2	
0910			11.75	5.87	174.9	21.8	354.6	5.86	4.31	
0915			11.7	5.85	174.6	21.8	361.7	5.62	0.77	
0920			11.75	5.86	174.3	21.8	352.9	6.47	0.0	

Sample(s) Collected	Time	Color	Odor	Preservative
EIPV	0922	/		/

Dup 2 taken

Well Purging-Groundwater Sampling Form

Weston & Sampson

Page _____ of _____

Project Name: Simsbury AWC Project #: _____ Date: 9-21-22
Well ID: MW-401 Well Diameter: 2" Casing Type: PVC
Initial Depth to Water: 13.44 Total Depth: 16.25 Screen Length: _____
Pumping Method: peristaltic pump
Tube Intake Set at: ~15' Depth to Water with Tube: 13.44 Sampled By: MP
Tube Diameter: 1/4" Notes: _____

Instrument Info
Flow Thru Cell: YSI Turbidity Meter: MicroTPW

Condition	Visual ID		Well Cap		Lock		Collar	
Not good	Y	(N)	(Y)	N	Y	(N)	Good	(Damaged)

Comments on Well Condition: NO cover, no collar, PVC uneven

Purge Start Time: 1002

Time	Flow	DTW	PH	ORP	Temp	SpC	DO	Turb	Comments
Units	mL\min	Ft.	Units	mV	°C	mS/cm	mg\L	NTU's	
Min	ml/min	Not to exceed 0.3'	+/- 0.1	+/- 10	+/- 3%	+/- 3%	+/- 10% or 3 >0.5	+/- 10% or 3>5	
1003	~120	13.45	6.03	168.7	19.8	129.4	7.18	39.98	
1008		13.45	5.17	199.0	19.9	105.0	6.04	28.06	
1013		13.45	5.38	188.5	19.8	108.4	6.23	18.37	
1018		13.45	5.55	191.5	19.3	131.8	6.57	11.07	
1023		13.45	5.61	179.9	19.3	130.8	6.52	8.38	
1028		13.45	5.65	177.7	19.7	134.1	6.54		

Sample(s) Collected	Time	Color	Odor	Preservative
ETPH	1036			/
PCBs	1030			

Weston & Sampson

Page _____ of _____

Project Name: Simsbury ANC
Project #:
Date: 9-21-22
Well ID: MW-101
Well Diameter: 2"
Casing Type: PVC
Initial Depth to Water:
Total Depth: 15.35
Screen Length:
Pumping Method: peristaltic pump
Tube Intake Set at:
Depth to Water with Tube: 11.28
Sampled By: MP
Tube Diameter: 1/4"
Notes:

Instrument Info
Flow Thru Cell: YSI
Turbidity Meter: MicroTPW

Condition	Visual ID		Il Cap		Lock		Collar	
good	Y	N	We	N	Y	N	Good	Damaged

Comments on Well Condition: bolts wont screw in tightly/no washers

Purge Time	Flow	DTW 0816	PH	ORP	Temp	S C p	DO	Turb	Comments
Time Units	mL\min	Ft.	Units	mV	°C	mS/cm	mg\L	NTU's	
Min	ml/min	Not to exceed 0.3'	+/- 0.1	+/- 10	+/- 3%	+/- 3%	+/- 10% or >0.5 or 3	+/- 10% or 3>5	
0817		12.35	7.07	138.1	20.3	2520	6.63	138	
0822		13.85	6.21	156.1	20.1	2)4.4	6.41	79.57	
0827		14.20	6.02	165.3	21.1	213.7	6.85		
		stopped, well was running dry							
1055		13.50						166.1	could only fill up 1.25L before drying again

Sample(s) Collected	Time	Color	Odor	Preservative
ETPH	1100			

Well Gauging Log

Project: Stirling Ave
Project #:
Date: 12/20/22

Well	Time	Depth to LNAPL	Depth to Water	Depth to DNAPL	Depth to Bottom	LNAPL Thickness	DNAPL Thickness	Water Column Height
CCA-3	815	~~0.00~~	—	—	17.32	—	~~0.00~~ —	0.00
mw-4R	828	0.00	10.62	0.00	16.62	—	—	—
mw-6	820	0.00	11.60	0.00	15.63	—	—	4.03
mw-101	834	0.00	11.00	0.00	15.33	—	—	4.33
mw-102	825	0.00	19.75	0.00	20.30	—	—	0.55

Well Purging-Groundwater Sampling Form

Weston & Sampson

Page 1 of 1

Project Name: Simsbury Mill Project #: Date: 12/20/22
Well ID: MW-6 Well Diameter: 2" Casing Type: PVC
Initial Depth to Water: 11.60 Total Depth: 17.32 Screen Length:
Pumping Method: LF-peristaltic pump
Tube Intake Set at: 15' Depth to Water with Tube: 11.60 Sampled By: RM
Tube Diameter: 1/4" Notes:

Instrument Info
Flow Thru Cell: YSI Turbidity Meter: Micro TPW

Condition	Visual ID		Well Cap		Lock		Collar	
OK	Y	(N)	(Y)	N	Y	(N)	(Good)	Damaged

Comments on Well Condition: well bolts destroyed

Purge Start Time: 1205

Time	Flow	DTW	PH	ORP	Temp	SpC	DO	Turb	Comments
Units	mL\min	Ft	Units	mV	°C	mS/cm	mg\L	NTU's	
Min	ml/min	Not to exceed 0.3'	+/- 0.1	+/- 10	+/- 3%	+/- 3%	+/- 10% or 3 >0.5	+/- 10% or 3>5	
1210	150mL	11.61	6.23	109.9	15.3	0.1450	8.32	12.04	
1215	150mL	11.61	6.17	114.3	15.5	0.1446	8.12	6.23	
1220	150mL	11.61	6.18	116.9	15.8	0.1451	8.14	4.28	
1225	150mL	11.61	6.20	114.8	15.5	0.1501	8.18	4.19	
1230	150mL	11.61	6.19	114.7	15.3	0.1540	8.16	4.00	

Sample(s) Collected	Time	Color	Odor	Preservative
ETPH	1230			

Well Purging-Groundwater Sampling Form

Weston & Sampson

Page 1 of 1

Project Name: Simsbury #KC Project #: Date: 12/20/22
Well ID: MW-102 Well Diameter: 2" Casing Type: PVC
Initial Depth to Water: ~~19.75~~ Total Depth: 20.80 Screen Length:
Pumping Method:
Tube Intake Set at: — Depth to Water with Tube: — Sampled By: RM
Tube Diameter: — Notes:

Instrument Info
Flow Thru Cell — Turbidity Meter —

Condition	Visual ID		Well Cap		Lock		Collar	
good	Y	N	Y	N	Y	N	Good	Damaged

Comments on Well Condition

Purge Start Time 1330

Time	Flow	DTW	PH	ORP	Temp	SpC	DO	Turb	Comments
Units	mL\min	Ft.	Units	mV	°C	mS/cm	mg\L	NTU's	
Min	ml/min	Not to exceed 0.3'	+/- 0.1	+/- 10	+/- 3%	+/- 3%	+/- 10% or 3 >0.5	+/- 10% or 3>5	
1335	~~130~~								well dry

Sample(s) Collected	Time	Color	Odor	Preservative
ETPH	—			
VOCs				

C:\Users\manandhar.richard\Desktop\Field Forms\Monitoring well Data Sheets.xlsxTemplate

Well Purging-Groundwater Sampling Form

Weston & Sampson

Page 1 of 1

Project Name: Sinsbury MW Project #: Date: 12/20/22
Well ID: MW-101 Well Diameter: 2" Casing Type: PVC
Initial Depth to Water: 11.60 Total Depth: 15.33 Screen Length:
Pumping Method: LF-peristaltic pump
Tube Intake Set at: 14' Depth to Water with Tube: 11.60 Sampled By: RM
Tube Diameter: 1/4" Notes:

Instrument Info YSI
Flow Thru Cell Turbidity Meter micro TPW

Condition	Visual ID		Well Cap		Lock		Collar	
Good OK	Y	(N)	Y	(N)	Y	(N)	(Good)	Damaged

Comments on Well Condition no cap

Purge Start Time 1265

Time	Flow	DTW	PH	ORP	Temp	SpC	DO	Turb	Comments
Units	mL\min	Ft	Units	mV	°C	mS/cm	mg\L	NTU's	
Min	ml/min	Not to exceed 0.3'	+/- 0.1	+/- 10	+/- 3%	+/- 3%	+/- 10% or 3 >0.5	+/- 10% or 3>5	
1215	150mL	12.43	6.78	76.9	16.5	0.272	6.77	26.32	
1220	~~150~~ 175mL	13.30	6.73	93.0	16.5	0.273	5.65	14.64	
1225	175mL	14.10	6.73	102.3	16.3	0.278	6.06	8.29	
1230 ~~1230~~	175mL	15.60	6.70	105.3	17.0	0.270	6.07	17.63	
				well went dry; could not sample					
			Time	DTW					
			1300	Bbg @ 15.33 dry					

Sample(s) Collected	Time	Color	Odor	Preservative
ETOH	—			

\\wse03.local\WSE\Depts\EGE\CT Remediation Templates\Monitoring well Data SheetsTemplate

Well Purging-Groundwater Sampling Form

Weston & Sampson

Page 1 of 1

Project Name: Simsbury Ahc
Project #:
Date: 12/20/22
Well ID: CA-3
Well Diameter: 2"
Casing Type: PVC
Initial Depth to Water: —
Total Depth: 17.32
Screen Length:
Pumping Method: LF-peristaltic
Tube Intake Set at: —
Depth to Water with Tube: —
Sampled By: RM
Tube Diameter: —
Notes:

Instrument Info
Flow Thru Cell —
Turbidity Meter —

Condition	Visual ID		Well Cap		Lock		Collar	
Good	Y	(N)	(Y)	N	Y	(N)	(Good)	Damaged

Comments on Well Condition

Purge Start Time

Time	Flow	DTW	PH	ORP	Temp	SpC	DO	Turb	Comments
Units	mL\min	Ft	Units	mV	°C	mS/cm	mg\L	NTU's	
Min	ml/min	Not to exceed 0.3'	+/- 0.1	+/- 10	+/- 3%	+/- 3%	+/- 10% or 3 >0.5	+/- 10% or 3>5	
									well is dry

Sample(s) Collected	Time	Color	Odor	Preservative
PAH	—			

C:\Users\manandhar.richard\Desktop\Field Form \Monitoring well Data Sheets.xlsxTemplate

Well Purging-Groundwater Sampling Form

Weston & Sampson

Page 1 of 1

Project Name: Simsbury Inc Project #: Date: 12/20/22
Well ID: MW-4R Well Diameter: 2" Casing Type: PVC
Initial Depth to Water: 16.62 Total Depth: 16.42 Screen Length:
Pumping Method:
Tube Intake Set at: — Depth to Water with Tube: — Sampled By: RM
Tube Diameter: — Notes:

Instrument Info
Flow Thru Cell — Turbidity Meter —

Condition	Visual ID		Well Cap		Lock		Collar	
[illegible]	Y	N	Y	N	Y	N	Good	Damaged

Comments on Well Condition: Cap destroyed / key lost

Purge Start Time

Time	Flow	DTW	PH	ORP	Temp	SpC	DO	Turb	Comments
Units	mL\min	Ft.	Units	mV	°C	mS/cm	mg\L	NTU's	
Min	ml/min	Not to exceed 0.3'	+/- 0.1	+/- 10	+/- 3%	+/- 3%	+/- 10% or 3 >0.5	+/- 10% or 3>5	
									well dry

Sample(s) Collected	Time	Color	Odor	Preservative
ETPH	—			
PCBs				

C:\Users\manandhar.richard\Desktop\Field Forms\Monitoring well Data Sheets.xlsxTemplate

ATTACHMENT B

Laboratory Reports

con-test®
A Pace Analytical® Laboratory

39 Spruce Street * East Longmeadow, MA 01028 * FAX 413/525-6405 * TEL. 413/525-2332

March 30, 2022

Laura Yellen
Weston & Sampson
712 Brook Street, Suite 103
Rocky Hill, CT 06067

Project Location: Simsbury, CT
Client Job Number:
Project Number: 2180209
Laboratory Work Order Number: 22C1512

Enclosed are results of analyses for samples as received by the laboratory on March 23, 2022. If you have any questions concerning this report, please feel free to contact me.

Sincerely,



Kerry K. McGee
Project Manager

Table of Contents

Sample Summary 4
Case Narrative 5
Sample Results 6
22C1512-01 6
22C1512-02 7
22C1512-03 8
22C1512-04 9
22C1512-05 12
22C1512-06 13
22C1512-07 14
22C1512-08 15
22C1512-09 16
22C1512-10 17
22C1512-11 19
22C1512-12 20
Sample Preparation Information 22
QC Data 23
Volatile Organic Compounds by GC/MS 23
B304002 23
Semivolatile Organic Compounds by GC/MS 26
B304285 26
Polychlorinated Biphenyls By GC/ECD 28
B303984 28
Petroleum Hydrocarbons Analyses 29
B304111 29

Table of Contents (continued)

Dual Column RPD Report 30

Flag/Qualifier Summary 32

Certifications 33

Chain of Custody/Sample Receipt 36

con-test®
A Pace Analytical® Laboratory

39 Spruce Street * East Longmeadow, MA 01028 * FAX 413/525-6405 * TEL. 413/525-2332

Weston & Sampson
712 Brook Street, Suite 103
Rocky Hill, CT 06067
ATTN: Laura Yellen

REPORT DATE: 3/30/2022

PURCHASE ORDER NUMBER: 11003487

PROJECT NUMBER: 2180209

ANALYTICAL SUMMARY

WORK ORDER NUMBER: 22C1512

The results of analyses performed on the following samples submitted to CON-TEST, a Pace Analytical Laboratory, are found in this report.

PROJECT LOCATION: Simsbury, CT

FIELD SAMPLE #	LAB ID:	MATRIX	SAMPLE DESCRIPTION	TEST	SUB LAB
MW-203	22C1512-01	Ground Water		CTDEP ETPH	
MW-2A	22C1512-02	Ground Water		CTDEP ETPH	
CCA-3	22C1512-03	Ground Water		SW-846 8270E	
MW-102	22C1512-04	Ground Water		CTDEP ETPH	
				SW-846 8260D	
MW-10	22C1512-05	Ground Water		CTDEP ETPH	
MW-11A	22C1512-06	Ground Water		CTDEP ETPH	
MW-T3	22C1512-07	Ground Water		CTDEP ETPH	
MW-T6	22C1512-08	Ground Water		CTDEP ETPH	
MW-TRW1	22C1512-09	Ground Water		CTDEP ETPH	
MW-401	22C1512-10	Ground Water		CTDEP ETPH	
				SW-846 8082A	
DUP-1	22C1512-11	Ground Water		CTDEP ETPH	
Trip Blank	22C1512-12	Ground Water		SW-846 8260D	

con-test®
A Pace Analytical® Laboratory

39 Spruce Street * East Longmeadow, MA 01028 * FAX 413/525-6405 * TEL. 413/525-2332

CASE NARRATIVE SUMMARY

All reported results are within defined laboratory quality control objectives unless listed below or otherwise qualified in this report.

For method 8270E, only PAHs were requested and reported.

The results of analyses reported only relate to samples submitted to Con-Test, a Pace Analytical Laboratory, for testing.
I certify that the analyses listed above, unless specifically listed as subcontracted, if any, were performed under my direction according to the approved methodologies listed in this document, and that based upon my inquiry of those individuals immediately responsible for obtaining the information, the material contained in this report is, to the best of my knowledge and belief, accurate and complete.

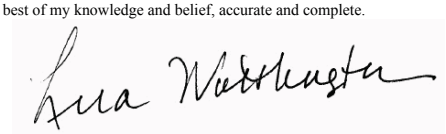

Lisa A. Worthington
Technical Representative

con-test®
A Pace Analytical® Laboratory
39 Spruce Street * East Longmeadow, MA 01028 * FAX 413/525-6405 * TEL. 413/525-2332

Project Location: Simsbury, CT
Sample Description:
Work Order: 22C1512

Date Received: 3/23/2022

Field Sample #: MW-203
Sampled: 3/22/2022 14:58

Sample ID: 22C1512-01

Sample Matrix: Ground Water

Petroleum Hydrocarbons Analyses

Analyte	Results	RL	Units	Dilution	Flag/Qual	Method	Date Prepared	Date/Time Analyzed	Analyst
CT ETPH	0.31	0.15	mg/L	1		CTDEP ETPH	3/25/22	3/29/22 1:33	SFM

Surrogates	% Recovery	Recovery Limits	Flag/Qual	
2-Fluorobiphenyl	68.8	50-150		3/29/22 1:33

con-test®
A Pace Analytical® Laboratory
39 Spruce Street * East Longmeadow, MA 01028 * FAX 413/525-6405 * TEL. 413/525-2332

Project Location: Simsbury, CT
Sample Description:
Work Order: 22C1512

Date Received: 3/23/2022

Field Sample #: MW-2A
Sampled: 3/22/2022 13:55

Sample ID: 22C1512-02

Sample Matrix: Ground Water

Petroleum Hydrocarbons Analyses

Analyte	Results	RL	Units	Dilution	Flag/Qual	Method	Date Prepared	Date/Time Analyzed	Analyst
CT ETPH	0.30	0.15	mg/L	1		CTDEP ETPH	3/25/22	3/29/22 1:02	SFM

Surrogates	% Recovery	Recovery Limits	Flag/Qual	
2-Fluorobiphenyl	64.5	50-150		3/29/22 1:02

con-test®
A Pace Analytical® Laboratory
39 Spruce Street * East Longmeadow, MA 01028 * FAX 413/525-6405 * TEL. 413/525-2332

Project Location: Simsbury, CT | Sample Description: | Work Order: 22C1512

Date Received: 3/23/2022

Field Sample #: CCA-3 | Sampled: 3/22/2022 10:00

Sample ID: 22C1512-03

Sample Matrix: Ground Water

Semivolatile Organic Compounds by GC/MS

Analyte	Results	RL	Units	Dilution	Flag/Qual	Method	Date Prepared	Date/Time Analyzed	Analyst
Acenaphthene (SIM)	ND	0.29	µg/L	1		SW-846 8270E	3/24/22	3/28/22 17:08	IMR
Acenaphthylene (SIM)	ND	0.19	µg/L	1		SW-846 8270E	3/24/22	3/28/22 17:08	IMR
Anthracene (SIM)	ND	0.19	µg/L	1		SW-846 8270E	3/24/22	3/28/22 17:08	IMR
Benzo(a)anthracene (SIM)	ND	0.048	µg/L	1		SW-846 8270E	3/24/22	3/28/22 17:08	IMR
Benzo(a)pyrene (SIM)	ND	0.096	µg/L	1		SW-846 8270E	3/24/22	3/28/22 17:08	IMR
Benzo(b)fluoranthene (SIM)	ND	0.048	µg/L	1		SW-846 8270E	3/24/22	3/28/22 17:08	IMR
Benzo(g,h,i)perylene (SIM)	ND	0.48	µg/L	1		SW-846 8270E	3/24/22	3/28/22 17:08	IMR
Benzo(k)fluoranthene (SIM)	ND	0.19	µg/L	1		SW-846 8270E	3/24/22	3/28/22 17:08	IMR
Chrysene (SIM)	ND	0.19	µg/L	1		SW-846 8270E	3/24/22	3/28/22 17:08	IMR
Dibenz(a,h)anthracene (SIM)	ND	0.096	µg/L	1		SW-846 8270E	3/24/22	3/28/22 17:08	IMR
Fluoranthene (SIM)	ND	0.48	µg/L	1		SW-846 8270E	3/24/22	3/28/22 17:08	IMR
Fluorene (SIM)	ND	0.96	µg/L	1		SW-846 8270E	3/24/22	3/28/22 17:08	IMR
Indeno(1,2,3-cd)pyrene (SIM)	ND	0.096	µg/L	1		SW-846 8270E	3/24/22	3/28/22 17:08	IMR
2-Methylnaphthalene (SIM)	ND	0.96	µg/L	1		SW-846 8270E	3/24/22	3/28/22 17:08	IMR
Naphthalene (SIM)	ND	0.96	µg/L	1		SW-846 8270E	3/24/22	3/28/22 17:08	IMR
Phenanthrene (SIM)	ND	0.048	µg/L	1		SW-846 8270E	3/24/22	3/28/22 17:08	IMR
Pyrene (SIM)	ND	0.96	µg/L	1		SW-846 8270E	3/24/22	3/28/22 17:08	IMR

Surrogates	% Recovery	Recovery Limits	Flag/Qual	
Nitrobenzene-d5	64.2	30-130		3/28/22 17:08
2-Fluorobiphenyl	58.9	30-130		3/28/22 17:08
p-Terphenyl-d14	68.7	30-130		3/28/22 17:08

con-test®
A Pace Analytical® Laboratory
39 Spruce Street * East Longmeadow, MA 01028 * FAX 413/525-6405 * TEL. 413/525-2332

Project Location: Simsbury, CT | Sample Description: | Work Order: 22C1512

Date Received: 3/23/2022

Field Sample #: MW-102 | Sampled: 3/22/2022 09:20

Sample ID: 22C1512-04

Sample Matrix: Ground Water

Volatile Organic Compounds by GC/MS

Analyte	Results	RL	Units	Dilution	Flag/Qual	Method	Date Prepared	Date/Time Analyzed	Analyst
Acetone	ND	10	µg/L	1		SW-846 8260D	3/24/22	3/24/22 14:24	EEH
Acrylonitrile	ND	2.0	µg/L	1		SW-846 8260D	3/24/22	3/24/22 14:24	EEH
Benzene	ND	0.50	µg/L	1		SW-846 8260D	3/24/22	3/24/22 14:24	EEH
Bromobenzene	ND	0.50	µg/L	1		SW-846 8260D	3/24/22	3/24/22 14:24	EEH
Bromodichloromethane	ND	0.50	µg/L	1		SW-846 8260D	3/24/22	3/24/22 14:24	EEH
Bromoform	ND	0.50	µg/L	1		SW-846 8260D	3/24/22	3/24/22 14:24	EEH
Bromomethane	ND	2.0	µg/L	1		SW-846 8260D	3/24/22	3/24/22 14:24	EEH
2-Butanone (MEK)	ND	5.0	µg/L	1		SW-846 8260D	3/24/22	3/24/22 14:24	EEH
n-Butylbenzene	ND	1.0	µg/L	1		SW-846 8260D	3/24/22	3/24/22 14:24	EEH
sec-Butylbenzene	ND	1.0	µg/L	1		SW-846 8260D	3/24/22	3/24/22 14:24	EEH
tert-Butylbenzene	ND	1.0	µg/L	1		SW-846 8260D	3/24/22	3/24/22 14:24	EEH
Carbon Disulfide	ND	5.0	µg/L	1		SW-846 8260D	3/24/22	3/24/22 14:24	EEH
Carbon Tetrachloride	ND	0.50	µg/L	1		SW-846 8260D	3/24/22	3/24/22 14:24	EEH
Chlorobenzene	ND	0.50	µg/L	1		SW-846 8260D	3/24/22	3/24/22 14:24	EEH
Chlorodibromomethane	ND	0.50	µg/L	1		SW-846 8260D	3/24/22	3/24/22 14:24	EEH
Chloroethane	ND	0.50	µg/L	1		SW-846 8260D	3/24/22	3/24/22 14:24	EEH
Chloroform	ND	0.50	µg/L	1		SW-846 8260D	3/24/22	3/24/22 14:24	EEH
Chloromethane	ND	0.60	µg/L	1		SW-846 8260D	3/24/22	3/24/22 14:24	EEH
2-Chlorotoluene	ND	0.50	µg/L	1		SW-846 8260D	3/24/22	3/24/22 14:24	EEH
4-Chlorotoluene	ND	0.50	µg/L	1		SW-846 8260D	3/24/22	3/24/22 14:24	EEH
1,2-Dibromo-3-chloropropane (DBCP)	ND	1.0	µg/L	1		SW-846 8260D	3/24/22	3/24/22 14:24	EEH
1,2-Dibromoethane (EDB)	ND	0.50	µg/L	1		SW-846 8260D	3/24/22	3/24/22 14:24	EEH
Dibromomethane	ND	0.50	µg/L	1		SW-846 8260D	3/24/22	3/24/22 14:24	EEH
1,2-Dichlorobenzene	ND	0.50	µg/L	1		SW-846 8260D	3/24/22	3/24/22 14:24	EEH
1,3-Dichlorobenzene	ND	0.50	µg/L	1		SW-846 8260D	3/24/22	3/24/22 14:24	EEH
1,4-Dichlorobenzene	ND	0.50	µg/L	1		SW-846 8260D	3/24/22	3/24/22 14:24	EEH
trans-1,4-Dichloro-2-butene	ND	2.0	µg/L	1		SW-846 8260D	3/24/22	3/24/22 14:24	EEH
Dichlorodifluoromethane (Freon 12)	ND	0.50	µg/L	1		SW-846 8260D	3/24/22	3/24/22 14:24	EEH
1,1-Dichloroethane	ND	0.50	µg/L	1		SW-846 8260D	3/24/22	3/24/22 14:24	EEH
1,2-Dichloroethane	ND	0.50	µg/L	1		SW-846 8260D	3/24/22	3/24/22 14:24	EEH
1,1-Dichloroethylene	ND	0.50	µg/L	1		SW-846 8260D	3/24/22	3/24/22 14:24	EEH
cis-1,2-Dichloroethylene	ND	0.50	µg/L	1		SW-846 8260D	3/24/22	3/24/22 14:24	EEH
trans-1,2-Dichloroethylene	ND	1.0	µg/L	1		SW-846 8260D	3/24/22	3/24/22 14:24	EEH
1,2-Dichloropropane	ND	0.50	µg/L	1		SW-846 8260D	3/24/22	3/24/22 14:24	EEH
1,3-Dichloropropane	ND	0.50	µg/L	1		SW-846 8260D	3/24/22	3/24/22 14:24	EEH
2,2-Dichloropropane	ND	0.50	µg/L	1		SW-846 8260D	3/24/22	3/24/22 14:24	EEH
1,1-Dichloropropene	ND	0.50	µg/L	1		SW-846 8260D	3/24/22	3/24/22 14:24	EEH
cis-1,3-Dichloropropene	ND	0.50	µg/L	1		SW-846 8260D	3/24/22	3/24/22 14:24	EEH
trans-1,3-Dichloropropene	ND	0.50	µg/L	1		SW-846 8260D	3/24/22	3/24/22 14:24	EEH
Ethylbenzene	ND	0.50	µg/L	1		SW-846 8260D	3/24/22	3/24/22 14:24	EEH
Hexachlorobutadiene	ND	0.60	µg/L	1		SW-846 8260D	3/24/22	3/24/22 14:24	EEH
2-Hexanone (MBK)	ND	5.0	µg/L	1		SW-846 8260D	3/24/22	3/24/22 14:24	EEH
Isopropylbenzene (Cumene)	ND	0.50	µg/L	1		SW-846 8260D	3/24/22	3/24/22 14:24	EEH
p-Isopropyltoluene (p-Cymene)	ND	0.50	µg/L	1		SW-846 8260D	3/24/22	3/24/22 14:24	EEH

con-test®
A Pace Analytical® Laboratory
39 Spruce Street * East Longmeadow, MA 01028 * FAX 413/525-6405 * TEL. 413/525-2332

Project Location: Simsbury, CT | Sample Description: | Work Order: 22C1512

Date Received: 3/23/2022

Field Sample #: MW-102 | Sampled: 3/22/2022 09:20

Sample ID: 22C1512-04

Sample Matrix: Ground Water

Volatile Organic Compounds by GC/MS

Analyte	Results	RL	Units	Dilution	Flag/Qual	Method	Date Prepared	Date/Time Analyzed	Analyst
Methyl tert-Butyl Ether (MTBE)	ND	0.50	µg/L	1		SW-846 8260D	3/24/22	3/24/22 14:24	EEH
Methylene Chloride	ND	5.0	µg/L	1		SW-846 8260D	3/24/22	3/24/22 14:24	EEH
4-Methyl-2-pentanone (MIBK)	ND	5.0	µg/L	1		SW-846 8260D	3/24/22	3/24/22 14:24	EEH
Naphthalene	ND	2.0	µg/L	1		SW-846 8260D	3/24/22	3/24/22 14:24	EEH
n-Propylbenzene	ND	1.0	µg/L	1		SW-846 8260D	3/24/22	3/24/22 14:24	EEH
Styrene	ND	1.0	µg/L	1		SW-846 8260D	3/24/22	3/24/22 14:24	EEH
1,1,1,2-Tetrachloroethane	ND	0.50	µg/L	1		SW-846 8260D	3/24/22	3/24/22 14:24	EEH
1,1,2,2-Tetrachloroethane	ND	0.50	µg/L	1		SW-846 8260D	3/24/22	3/24/22 14:24	EEH
Tetrachloroethylene	ND	1.0	µg/L	1		SW-846 8260D	3/24/22	3/24/22 14:24	EEH
Tetrahydrofuran	ND	10	µg/L	1		SW-846 8260D	3/24/22	3/24/22 14:24	EEH
Toluene	ND	1.0	µg/L	1		SW-846 8260D	3/24/22	3/24/22 14:24	EEH
1,2,3-Trichlorobenzene	ND	1.0	µg/L	1		SW-846 8260D	3/24/22	3/24/22 14:24	EEH
1,2,4-Trichlorobenzene	ND	0.50	µg/L	1		SW-846 8260D	3/24/22	3/24/22 14:24	EEH
1,1,1-Trichloroethane	ND	0.50	µg/L	1		SW-846 8260D	3/24/22	3/24/22 14:24	EEH
1,1,2-Trichloroethane	ND	0.50	µg/L	1		SW-846 8260D	3/24/22	3/24/22 14:24	EEH
Trichloroethylene	ND	1.0	µg/L	1		SW-846 8260D	3/24/22	3/24/22 14:24	EEH
Trichlorofluoromethane (Freon 11)	ND	2.0	µg/L	1		SW-846 8260D	3/24/22	3/24/22 14:24	EEH
1,2,3-Trichloropropane	ND	0.50	µg/L	1		SW-846 8260D	3/24/22	3/24/22 14:24	EEH
1,1,2-Trichloro-1,2,2-trifluoroethane (Freon 113)	ND	0.50	µg/L	1		SW-846 8260D	3/24/22	3/24/22 14:24	EEH
1,2,4-Trimethylbenzene	ND	0.50	µg/L	1		SW-846 8260D	3/24/22	3/24/22 14:24	EEH
1,3,5-Trimethylbenzene	ND	0.50	µg/L	1		SW-846 8260D	3/24/22	3/24/22 14:24	EEH
Vinyl Chloride	ND	1.0	µg/L	1		SW-846 8260D	3/24/22	3/24/22 14:24	EEH
m+p Xylene	ND	2.0	µg/L	1		SW-846 8260D	3/24/22	3/24/22 14:24	EEH
o-Xylene	ND	1.0	µg/L	1		SW-846 8260D	3/24/22	3/24/22 14:24	EEH

Surrogates	% Recovery	Recovery Limits	Flag/Qual	
1,2-Dichloroethane-d4	104	70-130		3/24/22 14:24
Toluene-d8	97.5	70-130		3/24/22 14:24
4-Bromofluorobenzene	97.0	70-130		3/24/22 14:24

con-test®
A Pace Analytical® Laboratory
39 Spruce Street * East Longmeadow, MA 01028 * FAX 413/525-6405 * TEL. 413/525-2332

Project Location: Simsbury, CT
Sample Description:
Work Order: 22C1512
Date Received: 3/23/2022
Field Sample #: MW-102
Sampled: 3/22/2022 09:20
Sample ID: 22C1512-04
Sample Matrix: Ground Water

Petroleum Hydrocarbons Analyses

Analyte	Results	RL	Units	Dilution	Flag/Qual	Method	Date Prepared	Date/Time Analyzed	Analyst
CT ETPH	0.51	0.15	mg/L	1		CTDEP ETPH	3/25/22	3/28/22 21:10	SFM

Surrogates	% Recovery	Recovery Limits	Flag/Qual	
2-Fluorobiphenyl	72.0	50-150		3/28/22 21:10

con-test®
A Pace Analytical® Laboratory
39 Spruce Street * East Longmeadow, MA 01028 * FAX 413/525-6405 * TEL. 413/525-2332

Project Location: Simsbury, CT | Sample Description: | Work Order: 22C1512

Date Received: 3/23/2022

Field Sample #: MW-10 | Sampled: 3/22/2022 11:00

Sample ID: 22C1512-05

Sample Matrix: Ground Water

Petroleum Hydrocarbons Analyses

Analyte	Results	RL	Units	Dilution	Flag/Qual	Method	Date Prepared	Date/Time Analyzed	Analyst
CT ETPH	0.27	0.15	mg/L	1		CTDEP ETPH	3/25/22	3/28/22 21:30	SFM

Surrogates	% Recovery	Recovery Limits	Flag/Qual	
2-Fluorobiphenyl	64.3	50-150		3/28/22 21:30

con-test®
A Pace Analytical® Laboratory
39 Spruce Street * East Longmeadow, MA 01028 * FAX 413/525-6405 * TEL. 413/525-2332

Project Location: Simsbury, CT
Sample Description:
Work Order: 22C1512

Date Received: 3/23/2022

Field Sample #: MW-11A
Sampled: 3/22/2022 11:45

Sample ID: 22C1512-06

Sample Matrix: Ground Water

Petroleum Hydrocarbons Analyses

Analyte	Results	RL	Units	Dilution	Flag/Qual	Method	Date Prepared	Date/Time Analyzed	Analyst
CT ETPH	0.24	0.15	mg/L	1		CTDEP ETPH	3/25/22	3/28/22 22:31	SFM

Surrogates	% Recovery	Recovery Limits	Flag/Qual	
2-Fluorobiphenyl	62.3	50-150		3/28/22 22:31

con-test®
A Pace Analytical® Laboratory
39 Spruce Street * East Longmeadow, MA 01028 * FAX 413/525-6405 * TEL. 413/525-2332

Project Location: Simsbury, CT
Sample Description:
Work Order: 22C1512

Date Received: 3/23/2022

Field Sample #: MW-T3
Sampled: 3/22/2022 11:57

Sample ID: 22C1512-07

Sample Matrix: Ground Water

Petroleum Hydrocarbons Analyses

Analyte	Results	RL	Units	Dilution	Flag/Qual	Method	Date Prepared	Date/Time Analyzed	Analyst
CT ETPH	2.3	0.15	mg/L	1		CTDEP ETPH	3/25/22	3/29/22 0:32	SFM

Surrogates	% Recovery	Recovery Limits	Flag/Qual	
2-Fluorobiphenyl	70.8	50-150		3/29/22 0:32

con-test®
A Pace Analytical® Laboratory
39 Spruce Street * East Longmeadow, MA 01028 * FAX 413/525-6405 * TEL. 413/525-2332

Project Location: Simsbury, CT
Sample Description:
Work Order: 22C1512

Date Received: 3/23/2022

Field Sample #: MW-T6
Sampled: 3/22/2022 09:27

Sample ID: 22C1512-08

Sample Matrix: Ground Water

Petroleum Hydrocarbons Analyses

Analyte	Results	RL	Units	Dilution	Flag/Qual	Method	Date Prepared	Date/Time Analyzed	Analyst
CT ETPH	0.26	0.15	mg/L	1		CTDEP ETPH	3/25/22	3/28/22 21:50	SFM

Surrogates	% Recovery	Recovery Limits	Flag/Qual	
2-Fluorobiphenyl	68.8	50-150		3/28/22 21:50

con-test®
A Pace Analytical® Laboratory
39 Spruce Street * East Longmeadow, MA 01028 * FAX 413/525-6405 * TEL. 413/525-2332

Project Location: Simsbury, CT | Sample Description: | Work Order: 22C1512

Date Received: 3/23/2022

Field Sample #: MW-TRW1 | Sampled: 3/22/2022 10:41

Sample ID: 22C1512-09

Sample Matrix: Ground Water

Petroleum Hydrocarbons Analyses

Analyte	Results	RL	Units	Dilution	Flag/Qual	Method	Date Prepared	Date/Time Analyzed	Analyst
CT ETPH	1.3	0.15	mg/L	1		CTDEP ETPH	3/25/22	3/28/22 23:01	SFM

Surrogates	% Recovery	Recovery Limits	Flag/Qual	
2-Fluorobiphenyl	61.5	50-150		3/28/22 23:01

con-test®
A Pace Analytical® Laboratory
39 Spruce Street * East Longmeadow, MA 01028 * FAX 413/525-6405 * TEL. 413/525-2332

Project Location: Simsbury, CT
Sample Description:
Work Order: 22C1512
Date Received: 3/23/2022
Field Sample #: MW-401
Sampled: 3/22/2022 14:50
Sample ID: 22C1512-10
Sample Matrix: Ground Water

Polychlorinated Biphenyls By GC/ECD

Analyte	Results	RL	Units	Dilution	Flag/Qual	Method	Date Prepared	Date/Time Analyzed	Analyst
Aroclor-1016 [1]	ND	0.20	µg/L	1		SW-846 8082A	3/24/22	3/29/22 12:11	TG
Aroclor-1221 [1]	ND	0.20	µg/L	1		SW-846 8082A	3/24/22	3/29/22 12:11	TG
Aroclor-1232 [1]	ND	0.20	µg/L	1		SW-846 8082A	3/24/22	3/29/22 12:11	TG
Aroclor-1242 [1]	ND	0.20	µg/L	1		SW-846 8082A	3/24/22	3/29/22 12:11	TG
Aroclor-1248 [1]	ND	0.20	µg/L	1		SW-846 8082A	3/24/22	3/29/22 12:11	TG
Aroclor-1254 [1]	ND	0.20	µg/L	1		SW-846 8082A	3/24/22	3/29/22 12:11	TG
Aroclor-1260 [1]	ND	0.20	µg/L	1		SW-846 8082A	3/24/22	3/29/22 12:11	TG
Aroclor-1262 [1]	ND	0.20	µg/L	1		SW-846 8082A	3/24/22	3/29/22 12:11	TG
Aroclor-1268 [1]	ND	0.20	µg/L	1		SW-846 8082A	3/24/22	3/29/22 12:11	TG

Surrogates	% Recovery	Recovery Limits	Flag/Qual	
Decachlorobiphenyl [1]	88.9	30-150		3/29/22 12:11
Decachlorobiphenyl [2]	99.7	30-150		3/29/22 12:11
Tetrachloro-m-xylene [1]	78.4	30-150		3/29/22 12:11
Tetrachloro-m-xylene [2]	84.1	30-150		3/29/22 12:11

con-test®
A Pace Analytical® Laboratory
39 Spruce Street * East Longmeadow, MA 01028 * FAX 413/525-6405 * TEL. 413/525-2332

Project Location: Simsbury, CT
Sample Description:
Work Order: 22C1512

Date Received: 3/23/2022

Field Sample #: MW-401
Sampled: 3/22/2022 14:50

Sample ID: 22C1512-10

Sample Matrix: Ground Water

Petroleum Hydrocarbons Analyses

Analyte	Results	RL	Units	Dilution	Flag/Qual	Method	Date Prepared	Date/Time Analyzed	Analyst
CT ETPH	0.21	0.15	mg/L	1		CTDEP ETPH	3/25/22	3/28/22 23:31	SFM

Surrogates	% Recovery	Recovery Limits	Flag/Qual	
2-Fluorobiphenyl	67.1	50-150		3/28/22 23:31

con-test®
A Pace Analytical® Laboratory
39 Spruce Street * East Longmeadow, MA 01028 * FAX 413/525-6405 * TEL. 413/525-2332

Project Location: Simsbury, CT
Sample Description:
Work Order: 22C1512

Date Received: 3/23/2022

Field Sample #: DUP-1
Sampled: 3/22/2022 00:00

Sample ID: 22C1512-11

Sample Matrix: Ground Water

Petroleum Hydrocarbons Analyses

Analyte	Results	RL	Units	Dilution	Flag/Qual	Method	Date Prepared	Date/Time Analyzed	Analyst
CT ETPH	0.22	0.15	mg/L	1		CTDEP ETPH	3/25/22	3/29/22 0:02	SFM

Surrogates	% Recovery	Recovery Limits	Flag/Qual	
2-Fluorobiphenyl	67.9	50-150		3/29/22 0:02

con-test®
A Pace Analytical® Laboratory
39 Spruce Street * East Longmeadow, MA 01028 * FAX 413/525-6405 * TEL. 413/525-2332

Project Location: Simsbury, CT | Sample Description: | Work Order: 22C1512

Date Received: 3/23/2022

Field Sample #: Trip Blank | Sampled: 3/22/2022 00:00

Sample ID: 22C1512-12

Sample Matrix: Ground Water

Volatile Organic Compounds by GC/MS

Analyte	Results	RL	Units	Dilution	Flag/Qual	Method	Date Prepared	Date/Time Analyzed	Analyst
Acetone	ND	10	µg/L	1		SW-846 8260D	3/24/22	3/24/22 10:17	EEH
Acrylonitrile	ND	2.0	µg/L	1		SW-846 8260D	3/24/22	3/24/22 10:17	EEH
Benzene	ND	0.50	µg/L	1		SW-846 8260D	3/24/22	3/24/22 10:17	EEH
Bromobenzene	ND	0.50	µg/L	1		SW-846 8260D	3/24/22	3/24/22 10:17	EEH
Bromodichloromethane	ND	0.50	µg/L	1		SW-846 8260D	3/24/22	3/24/22 10:17	EEH
Bromoform	ND	0.50	µg/L	1		SW-846 8260D	3/24/22	3/24/22 10:17	EEH
Bromomethane	ND	2.0	µg/L	1		SW-846 8260D	3/24/22	3/24/22 10:17	EEH
2-Butanone (MEK)	ND	5.0	µg/L	1		SW-846 8260D	3/24/22	3/24/22 10:17	EEH
n-Butylbenzene	ND	1.0	µg/L	1		SW-846 8260D	3/24/22	3/24/22 10:17	EEH
sec-Butylbenzene	ND	1.0	µg/L	1		SW-846 8260D	3/24/22	3/24/22 10:17	EEH
tert-Butylbenzene	ND	1.0	µg/L	1		SW-846 8260D	3/24/22	3/24/22 10:17	EEH
Carbon Disulfide	ND	5.0	µg/L	1		SW-846 8260D	3/24/22	3/24/22 10:17	EEH
Carbon Tetrachloride	ND	0.50	µg/L	1		SW-846 8260D	3/24/22	3/24/22 10:17	EEH
Chlorobenzene	ND	0.50	µg/L	1		SW-846 8260D	3/24/22	3/24/22 10:17	EEH
Chlorodibromomethane	ND	0.50	µg/L	1		SW-846 8260D	3/24/22	3/24/22 10:17	EEH
Chloroethane	ND	0.50	µg/L	1		SW-846 8260D	3/24/22	3/24/22 10:17	EEH
Chloroform	ND	0.50	µg/L	1		SW-846 8260D	3/24/22	3/24/22 10:17	EEH
Chloromethane	ND	0.60	µg/L	1		SW-846 8260D	3/24/22	3/24/22 10:17	EEH
2-Chlorotoluene	ND	0.50	µg/L	1		SW-846 8260D	3/24/22	3/24/22 10:17	EEH
4-Chlorotoluene	ND	0.50	µg/L	1		SW-846 8260D	3/24/22	3/24/22 10:17	EEH
1,2-Dibromo-3-chloropropane (DBCP)	ND	1.0	µg/L	1		SW-846 8260D	3/24/22	3/24/22 10:17	EEH
1,2-Dibromoethane (EDB)	ND	0.50	µg/L	1		SW-846 8260D	3/24/22	3/24/22 10:17	EEH
Dibromomethane	ND	0.50	µg/L	1		SW-846 8260D	3/24/22	3/24/22 10:17	EEH
1,2-Dichlorobenzene	ND	0.50	µg/L	1		SW-846 8260D	3/24/22	3/24/22 10:17	EEH
1,3-Dichlorobenzene	ND	0.50	µg/L	1		SW-846 8260D	3/24/22	3/24/22 10:17	EEH
1,4-Dichlorobenzene	ND	0.50	µg/L	1		SW-846 8260D	3/24/22	3/24/22 10:17	EEH
trans-1,4-Dichloro-2-butene	ND	2.0	µg/L	1		SW-846 8260D	3/24/22	3/24/22 10:17	EEH
Dichlorodifluoromethane (Freon 12)	ND	0.50	µg/L	1		SW-846 8260D	3/24/22	3/24/22 10:17	EEH
1,1-Dichloroethane	ND	0.50	µg/L	1		SW-846 8260D	3/24/22	3/24/22 10:17	EEH
1,2-Dichloroethane	ND	0.50	µg/L	1		SW-846 8260D	3/24/22	3/24/22 10:17	EEH
1,1-Dichloroethylene	ND	0.50	µg/L	1		SW-846 8260D	3/24/22	3/24/22 10:17	EEH
cis-1,2-Dichloroethylene	ND	0.50	µg/L	1		SW-846 8260D	3/24/22	3/24/22 10:17	EEH
trans-1,2-Dichloroethylene	ND	1.0	µg/L	1		SW-846 8260D	3/24/22	3/24/22 10:17	EEH
1,2-Dichloropropane	ND	0.50	µg/L	1		SW-846 8260D	3/24/22	3/24/22 10:17	EEH
1,3-Dichloropropane	ND	0.50	µg/L	1		SW-846 8260D	3/24/22	3/24/22 10:17	EEH
2,2-Dichloropropane	ND	0.50	µg/L	1		SW-846 8260D	3/24/22	3/24/22 10:17	EEH
1,1-Dichloropropene	ND	0.50	µg/L	1		SW-846 8260D	3/24/22	3/24/22 10:17	EEH
cis-1,3-Dichloropropene	ND	0.50	µg/L	1		SW-846 8260D	3/24/22	3/24/22 10:17	EEH
trans-1,3-Dichloropropene	ND	0.50	µg/L	1		SW-846 8260D	3/24/22	3/24/22 10:17	EEH
Ethylbenzene	ND	0.50	µg/L	1		SW-846 8260D	3/24/22	3/24/22 10:17	EEH
Hexachlorobutadiene	ND	0.60	µg/L	1		SW-846 8260D	3/24/22	3/24/22 10:17	EEH
2-Hexanone (MBK)	ND	5.0	µg/L	1		SW-846 8260D	3/24/22	3/24/22 10:17	EEH
Isopropylbenzene (Cumene)	ND	0.50	µg/L	1		SW-846 8260D	3/24/22	3/24/22 10:17	EEH
p-Isopropyltoluene (p-Cymene)	ND	0.50	µg/L	1		SW-846 8260D	3/24/22	3/24/22 10:17	EEH

con-test®
A Pace Analytical® Laboratory
39 Spruce Street * East Longmeadow, MA 01028 * FAX 413/525-6405 * TEL. 413/525-2332

Project Location: Simsbury, CT | Sample Description: | Work Order: 22C1512

Date Received: 3/23/2022

Field Sample #: Trip Blank | Sampled: 3/22/2022 00:00

Sample ID: 22C1512-12

Sample Matrix: Ground Water

Volatile Organic Compounds by GC/MS

Analyte	Results	RL	Units	Dilution	Flag/Qual	Method	Date Prepared	Date/Time Analyzed	Analyst
Methyl tert-Butyl Ether (MTBE)	ND	0.50	µg/L	1		SW-846 8260D	3/24/22	3/24/22 10:17	EEH
Methylene Chloride	ND	5.0	µg/L	1		SW-846 8260D	3/24/22	3/24/22 10:17	EEH
4-Methyl-2-pentanone (MIBK)	ND	5.0	µg/L	1		SW-846 8260D	3/24/22	3/24/22 10:17	EEH
Naphthalene	ND	2.0	µg/L	1		SW-846 8260D	3/24/22	3/24/22 10:17	EEH
n-Propylbenzene	ND	1.0	µg/L	1		SW-846 8260D	3/24/22	3/24/22 10:17	EEH
Styrene	ND	1.0	µg/L	1		SW-846 8260D	3/24/22	3/24/22 10:17	EEH
1,1,1,2-Tetrachloroethane	ND	0.50	µg/L	1		SW-846 8260D	3/24/22	3/24/22 10:17	EEH
1,1,2,2-Tetrachloroethane	ND	0.50	µg/L	1		SW-846 8260D	3/24/22	3/24/22 10:17	EEH
Tetrachloroethylene	ND	1.0	µg/L	1		SW-846 8260D	3/24/22	3/24/22 10:17	EEH
Tetrahydrofuran	ND	10	µg/L	1		SW-846 8260D	3/24/22	3/24/22 10:17	EEH
Toluene	ND	1.0	µg/L	1		SW-846 8260D	3/24/22	3/24/22 10:17	EEH
1,2,3-Trichlorobenzene	ND	1.0	µg/L	1		SW-846 8260D	3/24/22	3/24/22 10:17	EEH
1,2,4-Trichlorobenzene	ND	0.50	µg/L	1		SW-846 8260D	3/24/22	3/24/22 10:17	EEH
1,1,1-Trichloroethane	ND	0.50	µg/L	1		SW-846 8260D	3/24/22	3/24/22 10:17	EEH
1,1,2-Trichloroethane	ND	0.50	µg/L	1		SW-846 8260D	3/24/22	3/24/22 10:17	EEH
Trichloroethylene	ND	1.0	µg/L	1		SW-846 8260D	3/24/22	3/24/22 10:17	EEH
Trichlorofluoromethane (Freon 11)	ND	2.0	µg/L	1		SW-846 8260D	3/24/22	3/24/22 10:17	EEH
1,2,3-Trichloropropane	ND	0.50	µg/L	1		SW-846 8260D	3/24/22	3/24/22 10:17	EEH
1,1,2-Trichloro-1,2,2-trifluoroethane (Freon 113)	ND	0.50	µg/L	1		SW-846 8260D	3/24/22	3/24/22 10:17	EEH
1,2,4-Trimethylbenzene	ND	0.50	µg/L	1		SW-846 8260D	3/24/22	3/24/22 10:17	EEH
1,3,5-Trimethylbenzene	ND	0.50	µg/L	1		SW-846 8260D	3/24/22	3/24/22 10:17	EEH
Vinyl Chloride	ND	1.0	µg/L	1		SW-846 8260D	3/24/22	3/24/22 10:17	EEH
m+p Xylene	ND	2.0	µg/L	1		SW-846 8260D	3/24/22	3/24/22 10:17	EEH
o-Xylene	ND	1.0	µg/L	1		SW-846 8260D	3/24/22	3/24/22 10:17	EEH

Surrogates	% Recovery	Recovery Limits	Flag/Qual	
1,2-Dichloroethane-d4	103	70-130		3/24/22 10:17
Toluene-d8	97.4	70-130		3/24/22 10:17
4-Bromofluorobenzene	97.2	70-130		3/24/22 10:17

con-test®
A Pace Analytical® Laboratory

39 Spruce Street * East Longmeadow, MA 01028 * FAX 413/525-6405 * TEL. 413/525-2332

Sample Extraction Data

Prep Method: SW-846 3510C **Analytical Method: CTDEP ETPH**

Lab Number [Field ID]	Batch	Initial [mL]	Final [mL]	Date
22C1512-01 [MW-203]	B304111	1000	1.00	03/25/22
22C1512-02 [MW-2A]	B304111	1000	1.00	03/25/22
22C1512-04 [MW-102]	B304111	1020	1.00	03/25/22
22C1512-05 [MW-10]	B304111	990	1.00	03/25/22
22C1512-06 [MW-11A]	B304111	1010	1.00	03/25/22
22C1512-07 [MW-T3]	B304111	1020	1.00	03/25/22
22C1512-08 [MW-T6]	B304111	1010	1.00	03/25/22
22C1512-09 [MW-TRW1]	B304111	1010	1.00	03/25/22
22C1512-10 [MW-401]	B304111	1020	1.00	03/25/22
22C1512-11 [DUP-1]	B304111	1000	1.00	03/25/22

Prep Method: SW-846 3510C **Analytical Method: SW-846 8082A**

Lab Number [Field ID]	Batch	Initial [mL]	Final [mL]	Date
22C1512-10 [MW-401]	B303984	1000	10.0	03/24/22

Prep Method: SW-846 5030B **Analytical Method: SW-846 8260D**

Lab Number [Field ID]	Batch	Initial [mL]	Final [mL]	Date
22C1512-04 [MW-102]	B304002	5	5.00	03/24/22
22C1512-12 [Trip Blank]	B304002	5	5.00	03/24/22

Prep Method: SW-846 3510C **Analytical Method: SW-846 8270E**

Lab Number [Field ID]	Batch	Initial [mL]	Final [mL]	Date
22C1512-03 [CCA-3]	B304285	1040	1.00	03/24/22

con-test®
A Pace Analytical® Laboratory

39 Spruce Street * East Longmeadow, MA 01028 * FAX 413/525-6405 * TEL. 413/525-2332

QUALITY CONTROL

Volatile Organic Compounds by GC/MS - Quality Control

Analyte	Result	Reporting Limit	Units	Spike Level	Source Result	%REC	%REC Limits	RPD	RPD Limit	Notes
Batch B304002 - SW-846 5030B										
Blank (B304002-BLK1)				Prepared & Analyzed: 03/24/22						
Acetone	ND	10	µg/L							
Acrylonitrile	ND	2.0	µg/L							
Benzene	ND	0.50	µg/L							
Bromobenzene	ND	0.50	µg/L							
Bromodichloromethane	ND	0.50	µg/L							
Bromoform	ND	0.50	µg/L							
Bromomethane	ND	2.0	µg/L							
2-Butanone (MEK)	ND	5.0	µg/L							
n-Butylbenzene	ND	1.0	µg/L							
sec-Butylbenzene	ND	1.0	µg/L							
tert-Butylbenzene	ND	1.0	µg/L							
Carbon Disulfide	ND	5.0	µg/L							
Carbon Tetrachloride	ND	0.50	µg/L							
Chlorobenzene	ND	0.50	µg/L							
Chlorodibromomethane	ND	0.50	µg/L							
Chloroethane	ND	0.50	µg/L							
Chloroform	ND	0.50	µg/L							
Chloromethane	ND	0.60	µg/L							
2-Chlorotoluene	ND	0.50	µg/L							
4-Chlorotoluene	ND	0.50	µg/L							
1,2-Dibromo-3-chloropropane (DBCP)	ND	1.0	µg/L							
1,2-Dibromoethane (EDB)	ND	0.50	µg/L							
Dibromomethane	ND	0.50	µg/L							
1,2-Dichlorobenzene	ND	0.50	µg/L							
1,3-Dichlorobenzene	ND	0.50	µg/L							
1,4-Dichlorobenzene	ND	0.50	µg/L							
trans-1,4-Dichloro-2-butene	ND	2.0	µg/L							
Dichlorodifluoromethane (Freon 12)	ND	0.50	µg/L							
1,1-Dichloroethane	ND	0.50	µg/L							
1,2-Dichloroethane	ND	0.50	µg/L							
1,1-Dichloroethylene	ND	0.50	µg/L							
cis-1,2-Dichloroethylene	ND	0.50	µg/L							
trans-1,2-Dichloroethylene	ND	1.0	µg/L							
1,2-Dichloropropane	ND	0.50	µg/L							
1,3-Dichloropropane	ND	0.50	µg/L							
2,2-Dichloropropane	ND	0.50	µg/L							
1,1-Dichloropropene	ND	0.50	µg/L							
cis-1,3-Dichloropropene	ND	0.50	µg/L							
trans-1,3-Dichloropropene	ND	0.50	µg/L							
Ethylbenzene	ND	0.50	µg/L							
Hexachlorobutadiene	ND	0.60	µg/L							
2-Hexanone (MBK)	ND	5.0	µg/L							
Isopropylbenzene (Cumene)	ND	0.50	µg/L							
p-Isopropyltoluene (p-Cymene)	ND	0.50	µg/L							
Methyl tert-Butyl Ether (MTBE)	ND	0.50	µg/L							
Methylene Chloride	ND	5.0	µg/L							
4-Methyl-2-pentanone (MIBK)	ND	5.0	µg/L							
Naphthalene	ND	2.0	µg/L							
n-Propylbenzene	ND	1.0	µg/L							
Styrene	ND	1.0	µg/L							
1,1,1,2-Tetrachloroethane	ND	0.50	µg/L							
1,1,2,2-Tetrachloroethane	ND	0.50	µg/L							

con-test®
A Pace Analytical® Laboratory

39 Spruce Street * East Longmeadow, MA 01028 * FAX 413/525-6405 * TEL. 413/525-2332

QUALITY CONTROL

Volatile Organic Compounds by GC/MS - Quality Control

Analyte	Result	Reporting Limit	Units	Spike Level	Source Result	%REC	%REC Limits	RPD	RPD Limit	Notes
Batch B304002 - SW-846 5030B										
Blank (B304002-BLK1)				Prepared & Analyzed: 03/24/22						
Tetrachloroethylene	ND	1.0	µg/L							
Tetrahydrofuran	ND	10	µg/L							
Toluene	ND	1.0	µg/L							
1,2,3-Trichlorobenzene	ND	1.0	µg/L							
1,2,4-Trichlorobenzene	ND	0.50	µg/L							
1,1,1-Trichloroethane	ND	0.50	µg/L							
1,1,2-Trichloroethane	ND	0.50	µg/L							
Trichloroethylene	ND	1.0	µg/L							
Trichlorofluoromethane (Freon 11)	ND	2.0	µg/L							
1,2,3-Trichloropropane	ND	0.50	µg/L							
1,1,2-Trichloro-1,2,2-trifluoroethane (Freon 113)	ND	0.50	µg/L							
1,2,4-Trimethylbenzene	ND	0.50	µg/L							
1,3,5-Trimethylbenzene	ND	0.50	µg/L							
Vinyl Chloride	ND	1.0	µg/L							
m+p Xylene	ND	2.0	µg/L							
o-Xylene	ND	1.0	µg/L							
Surrogate: 1,2-Dichloroethane-d4	*25.9*		µg/L	25.0		104	70-130			
Surrogate: Toluene-d8	*24.5*		µg/L	25.0		97.9	70-130			
Surrogate: 4-Bromofluorobenzene	*24.4*		µg/L	25.0		97.4	70-130			
LCS (B304002-BS1)				Prepared & Analyzed: 03/24/22						
Acetone	109	10	µg/L	100		109	40-160			
Acrylonitrile	10.8	2.0	µg/L	10.0		108	70-130			
Benzene	9.47	0.50	µg/L	10.0		94.7	70-130			
Bromobenzene	10.1	0.50	µg/L	10.0		101	70-130			
Bromodichloromethane	9.99	0.50	µg/L	10.0		99.9	70-130			
Bromoform	11.8	0.50	µg/L	10.0		118	70-130			
Bromomethane	11.0	2.0	µg/L	10.0		110	40-160			
2-Butanone (MEK)	104	5.0	µg/L	100		104	40-160			
n-Butylbenzene	9.99	1.0	µg/L	10.0		99.9	70-130			
sec-Butylbenzene	9.97	1.0	µg/L	10.0		99.7	70-130			
tert-Butylbenzene	9.85	1.0	µg/L	10.0		98.5	70-130			
Carbon Disulfide	114	5.0	µg/L	100		114	70-130			
Carbon Tetrachloride	10.3	0.50	µg/L	10.0		103	70-130			
Chlorobenzene	10.2	0.50	µg/L	10.0		102	70-130			
Chlorodibromomethane	9.82	0.50	µg/L	10.0		98.2	40-160			
Chloroethane	11.4	0.50	µg/L	10.0		114	70-130			
Chloroform	9.93	0.50	µg/L	10.0		99.3	70-130			
Chloromethane	11.2	0.60	µg/L	10.0		112	40-160			
2-Chlorotoluene	9.44	0.50	µg/L	10.0		94.4	70-130			
4-Chlorotoluene	9.94	0.50	µg/L	10.0		99.4	70-130			
1,2-Dibromo-3-chloropropane (DBCP)	10.7	1.0	µg/L	10.0		107	70-130			
1,2-Dibromoethane (EDB)	10.2	0.50	µg/L	10.0		102	70-130			
Dibromomethane	9.52	0.50	µg/L	10.0		95.2	70-130			
1,2-Dichlorobenzene	9.95	0.50	µg/L	10.0		99.5	70-130			
1,3-Dichlorobenzene	10.1	0.50	µg/L	10.0		101	70-130			
1,4-Dichlorobenzene	9.92	0.50	µg/L	10.0		99.2	70-130			
trans-1,4-Dichloro-2-butene	9.47	2.0	µg/L	10.0		94.7	70-130			
Dichlorodifluoromethane (Freon 12)	10.0	0.50	µg/L	10.0		100	40-160			
1,1-Dichloroethane	9.94	0.50	µg/L	10.0		99.4	70-130			
1,2-Dichloroethane	9.08	0.50	µg/L	10.0		90.8	70-130			
1,1-Dichloroethylene	10.5	0.50	µg/L	10.0		105	70-130			

con-test®
A Pace Analytical® Laboratory

39 Spruce Street * East Longmeadow, MA 01028 * FAX 413/525-6405 * TEL. 413/525-2332

QUALITY CONTROL

Volatile Organic Compounds by GC/MS - Quality Control

Analyte	Result	Reporting Limit	Units	Spike Level	Source Result	%REC	%REC Limits	RPD	RPD Limit	Notes
Batch B304002 - SW-846 5030B										
LCS (B304002-BS1)				Prepared & Analyzed: 03/24/22						
cis-1,2-Dichloroethylene	9.77	0.50	µg/L	10.0		97.7	70-130			
trans-1,2-Dichloroethylene	10.0	1.0	µg/L	10.0		100	70-130			
1,2-Dichloropropane	9.77	0.50	µg/L	10.0		97.7	70-130			
1,3-Dichloropropane	9.83	0.50	µg/L	10.0		98.3	70-130			
2,2-Dichloropropane	10.0	0.50	µg/L	10.0		100	70-130			
1,1-Dichloropropene	9.78	0.50	µg/L	10.0		97.8	70-130			
cis-1,3-Dichloropropene	9.18	0.50	µg/L	10.0		91.8	70-130			
trans-1,3-Dichloropropene	8.96	0.50	µg/L	10.0		89.6	70-130			
Ethylbenzene	10.2	0.50	µg/L	10.0		102	70-130			
Hexachlorobutadiene	9.67	0.60	µg/L	10.0		96.7	40-160			
2-Hexanone (MBK)	107	5.0	µg/L	100		107	70-130			
Isopropylbenzene (Cumene)	10.2	0.50	µg/L	10.0		102	70-130			
p-Isopropyltoluene (p-Cymene)	9.83	0.50	µg/L	10.0		98.3	70-130			
Methyl tert-Butyl Ether (MTBE)	9.38	0.50	µg/L	10.0		93.8	70-130			
Methylene Chloride	10.6	5.0	µg/L	10.0		106	70-130			
4-Methyl-2-pentanone (MIBK)	106	5.0	µg/L	100		106	40-160			
Naphthalene	10.2	2.0	µg/L	10.0		102	70-130			
n-Propylbenzene	10.3	1.0	µg/L	10.0		103	70-130			
Styrene	10.3	1.0	µg/L	10.0		103	70-130			
1,1,1,2-Tetrachloroethane	10.3	0.50	µg/L	10.0		103	70-130			
1,1,2,2-Tetrachloroethane	10.9	0.50	µg/L	10.0		109	70-130			
Tetrachloroethylene	9.92	1.0	µg/L	10.0		99.2	70-130			
Tetrahydrofuran	10.4	10	µg/L	10.0		104	70-130			
Toluene	9.59	1.0	µg/L	10.0		95.9	70-130			
1,2,3-Trichlorobenzene	10.7	1.0	µg/L	10.0		107	70-130			
1,2,4-Trichlorobenzene	10.2	0.50	µg/L	10.0		102	70-130			
1,1,1-Trichloroethane	10.2	0.50	µg/L	10.0		102	70-130			
1,1,2-Trichloroethane	9.78	0.50	µg/L	10.0		97.8	70-130			
Trichloroethylene	10.1	1.0	µg/L	10.0		101	70-130			
Trichlorofluoromethane (Freon 11)	10.4	2.0	µg/L	10.0		104	40-160			
1,2,3-Trichloropropane	10.9	0.50	µg/L	10.0		109	70-130			
1,1,2-Trichloro-1,2,2-trifluoroethane (Freon 113)	10.5	0.50	µg/L	10.0		105	70-130			
1,2,4-Trimethylbenzene	9.85	0.50	µg/L	10.0		98.5	70-130			
1,3,5-Trimethylbenzene	10.4	0.50	µg/L	10.0		104	70-130			
Vinyl Chloride	12.5	1.0	µg/L	10.0		125	70-130			
m+p Xylene	20.2	2.0	µg/L	20.0		101	70-130			
o-Xylene	10.0	1.0	µg/L	10.0		100	70-130			
Surrogate: 1,2-Dichloroethane-d4	*25.8*		µg/L	25.0		103	70-130			
Surrogate: Toluene-d8	*24.5*		µg/L	25.0		97.9	70-130			
Surrogate: 4-Bromofluorobenzene	*24.6*		µg/L	25.0		98.2	70-130			

con-test®
A Pace Analytical® Laboratory

39 Spruce Street * East Longmeadow, MA 01028 * FAX 413/525-6405 * TEL. 413/525-2332

QUALITY CONTROL

Semivolatile Organic Compounds by GC/MS - Quality Control

Analyte	Result	Reporting Limit	Units	Spike Level	Source Result	%REC	%REC Limits	RPD	RPD Limit	Notes
Batch B304285 - SW-846 3510C										
Blank (B304285-BLK1)				Prepared: 03/24/22 Analyzed: 03/28/22						
Acenaphthene (SIM)	ND	0.30	µg/L							
Acenaphthylene (SIM)	ND	0.20	µg/L							
Anthracene (SIM)	ND	0.20	µg/L							
Benzo(a)anthracene (SIM)	ND	0.050	µg/L							
Benzo(a)pyrene (SIM)	ND	0.10	µg/L							
Benzo(b)fluoranthene (SIM)	ND	0.050	µg/L							
Benzo(g,h,i)perylene (SIM)	ND	0.50	µg/L							
Benzo(k)fluoranthene (SIM)	ND	0.20	µg/L							
Chrysene (SIM)	ND	0.20	µg/L							
Dibenz(a,h)anthracene (SIM)	ND	0.10	µg/L							
Fluoranthene (SIM)	ND	0.50	µg/L							
Fluorene (SIM)	ND	1.0	µg/L							
Indeno(1,2,3-cd)pyrene (SIM)	ND	0.10	µg/L							
2-Methylnaphthalene (SIM)	ND	1.0	µg/L							
Naphthalene (SIM)	ND	1.0	µg/L							
Phenanthrene (SIM)	ND	0.050	µg/L							
Pyrene (SIM)	ND	1.0	µg/L							
Surrogate: Nitrobenzene-d5	*64.1*		µg/L	100		64.1	30-130			
Surrogate: Nitrobenzene-d5 (SIM)	*68.6*		µg/L	100		68.6	30-130			
Surrogate: 2-Fluorobiphenyl	*53.9*		µg/L	100		53.9	30-130			
Surrogate: 2-Fluorobiphenyl (SIM)	*50.6*		µg/L	100		50.6	30-130			
Surrogate: p-Terphenyl-d14	*86.3*		µg/L	100		86.3	30-130			
Surrogate: p-Terphenyl-d14 (SIM)	*74.9*		µg/L	100		74.9	30-130			
LCS (B304285-BS1)				Prepared: 03/24/22 Analyzed: 03/28/22						
Acenaphthene (SIM)	30.2	6.0	µg/L	50.0		60.4	40-140			
Acenaphthylene (SIM)	33.8	4.0	µg/L	50.0		67.7	40-140			
Anthracene (SIM)	35.9	4.0	µg/L	50.0		71.8	40-140			
Benzo(a)anthracene (SIM)	36.3	1.0	µg/L	50.0		72.5	40-140			
Benzo(a)pyrene (SIM)	39.8	2.0	µg/L	50.0		79.6	40-140			
Benzo(b)fluoranthene (SIM)	38.7	1.0	µg/L	50.0		77.4	40-140			
Benzo(g,h,i)perylene (SIM)	41.5	10	µg/L	50.0		83.0	40-140			
Benzo(k)fluoranthene (SIM)	38.0	4.0	µg/L	50.0		76.0	40-140			
Chrysene (SIM)	35.0	4.0	µg/L	50.0		70.1	40-140			
Dibenz(a,h)anthracene (SIM)	43.7	2.0	µg/L	50.0		87.4	40-140			
Fluoranthene (SIM)	36.6	10	µg/L	50.0		73.2	40-140			
Fluorene (SIM)	33.7	20	µg/L	50.0		67.4	40-140			
Indeno(1,2,3-cd)pyrene (SIM)	44.2	2.0	µg/L	50.0		88.4	40-140			
2-Methylnaphthalene (SIM)	30.5	20	µg/L	50.0		61.0	40-140			
Naphthalene (SIM)	25.7	20	µg/L	50.0		51.5	40-140			
Phenanthrene (SIM)	34.1	1.0	µg/L	50.0		68.1	40-140			
Pyrene (SIM)	33.9	20	µg/L	50.0		67.7	40-140			
Surrogate: Nitrobenzene-d5	*61.2*		µg/L	100		61.2	30-130			
Surrogate: Nitrobenzene-d5 (SIM)	*70.1*		µg/L	100		70.1	30-130			
Surrogate: 2-Fluorobiphenyl	*64.2*		µg/L	100		64.2	30-130			
Surrogate: 2-Fluorobiphenyl (SIM)	*69.1*		µg/L	100		69.1	30-130			
Surrogate: p-Terphenyl-d14	*83.1*		µg/L	100		83.1	30-130			
Surrogate: p-Terphenyl-d14 (SIM)	*95.3*		µg/L	100		95.3	30-130			

con-test®
A Pace Analytical® Laboratory

39 Spruce Street * East Longmeadow, MA 01028 * FAX 413/525-6405 * TEL. 413/525-2332

QUALITY CONTROL

Semivolatile Organic Compounds by GC/MS - Quality Control

Analyte	Result	Reporting Limit	Units	Spike Level	Source Result	%REC	%REC Limits	RPD	RPD Limit	Notes
Batch B304285 - SW-846 3510C										
LCS Dup (B304285-BSD1)				Prepared: 03/24/22 Analyzed: 03/28/22						
Acenaphthene (SIM)	32.9	6.0	µg/L	50.0		65.8	40-140	8.56	20	
Acenaphthylene (SIM)	37.3	4.0	µg/L	50.0		74.6	40-140	9.73	20	
Anthracene (SIM)	37.7	4.0	µg/L	50.0		75.3	40-140	4.84	20	
Benzo(a)anthracene (SIM)	38.2	1.0	µg/L	50.0		76.3	40-140	5.11	20	
Benzo(a)pyrene (SIM)	42.7	2.0	µg/L	50.0		85.3	40-140	6.89	20	
Benzo(b)fluoranthene (SIM)	41.6	1.0	µg/L	50.0		83.2	40-140	7.22	20	
Benzo(g,h,i)perylene (SIM)	44.5	10	µg/L	50.0		89.0	40-140	6.98	20	
Benzo(k)fluoranthene (SIM)	40.7	4.0	µg/L	50.0		81.4	40-140	6.96	20	
Chrysene (SIM)	37.2	4.0	µg/L	50.0		74.4	40-140	6.03	20	
Dibenz(a,h)anthracene (SIM)	46.9	2.0	µg/L	50.0		93.9	40-140	7.10	20	
Fluoranthene (SIM)	37.3	10	µg/L	50.0		74.6	40-140	1.95	20	
Fluorene (SIM)	35.9	20	µg/L	50.0		71.8	40-140	6.32	20	
Indeno(1,2,3-cd)pyrene (SIM)	47.4	2.0	µg/L	50.0		94.9	40-140	7.07	20	
2-Methylnaphthalene (SIM)	34.3	20	µg/L	50.0		68.6	40-140	11.7	20	
Naphthalene (SIM)	29.8	20	µg/L	50.0		59.5	40-140	14.5	20	
Phenanthrene (SIM)	36.5	1.0	µg/L	50.0		73.0	40-140	6.86	20	
Pyrene (SIM)	36.5	20	µg/L	50.0		73.0	40-140	7.50	20	
Surrogate: Nitrobenzene-d5	*66.8*		µg/L	100		66.8	30-130			
Surrogate: Nitrobenzene-d5 (SIM)	*73.6*		µg/L	100		73.6	30-130			
Surrogate: 2-Fluorobiphenyl	*69.3*		µg/L	100		69.3	30-130			
Surrogate: 2-Fluorobiphenyl (SIM)	*74.3*		µg/L	100		74.3	30-130			
Surrogate: p-Terphenyl-d14	*83.7*		µg/L	100		83.7	30-130			
Surrogate: p-Terphenyl-d14 (SIM)	*94.4*		µg/L	100		94.4	30-130			

con-test®
A Pace Analytical® Laboratory

39 Spruce Street * East Longmeadow, MA 01028 * FAX 413/525-6405 * TEL. 413/525-2332

QUALITY CONTROL

Polychlorinated Biphenyls By GC/ECD - Quality Control

Analyte	Result	Reporting Limit	Units	Spike Level	Source Result	%REC	%REC Limits	RPD	RPD Limit	Notes
Batch B303984 - SW-846 3510C										
Blank (B303984-BLK1)				Prepared: 03/24/22 Analyzed: 03/29/22						
Aroclor-1016	ND	0.20	µg/L							
Aroclor-1016 [2C]	ND	0.20	µg/L							
Aroclor-1221	ND	0.20	µg/L							
Aroclor-1221 [2C]	ND	0.20	µg/L							
Aroclor-1232	ND	0.20	µg/L							
Aroclor-1232 [2C]	ND	0.20	µg/L							
Aroclor-1242	ND	0.20	µg/L							
Aroclor-1242 [2C]	ND	0.20	µg/L							
Aroclor-1248	ND	0.20	µg/L							
Aroclor-1248 [2C]	ND	0.20	µg/L							
Aroclor-1254	ND	0.20	µg/L							
Aroclor-1254 [2C]	ND	0.20	µg/L							
Aroclor-1260	ND	0.20	µg/L							
Aroclor-1260 [2C]	ND	0.20	µg/L							
Aroclor-1262	ND	0.20	µg/L							
Aroclor-1262 [2C]	ND	0.20	µg/L							
Aroclor-1268	ND	0.20	µg/L							
Aroclor-1268 [2C]	ND	0.20	µg/L							
Surrogate: Decachlorobiphenyl	*1.96*		µg/L	2.00		97.8	30-150			
Surrogate: Decachlorobiphenyl [2C]	*2.21*		µg/L	2.00		110	30-150			
Surrogate: Tetrachloro-m-xylene	*1.50*		µg/L	2.00		75.0	30-150			
Surrogate: Tetrachloro-m-xylene [2C]	*1.61*		µg/L	2.00		80.7	30-150			
LCS (B303984-BS1)				Prepared: 03/24/22 Analyzed: 03/29/22						
Aroclor-1016	0.42	0.20	µg/L	0.500		84.5	40-140			
Aroclor-1016 [2C]	0.43	0.20	µg/L	0.500		86.7	40-140			
Aroclor-1260	0.42	0.20	µg/L	0.500		84.5	40-140			
Aroclor-1260 [2C]	0.44	0.20	µg/L	0.500		88.4	40-140			
Surrogate: Decachlorobiphenyl	*2.00*		µg/L	2.00		100	30-150			
Surrogate: Decachlorobiphenyl [2C]	*2.25*		µg/L	2.00		113	30-150			
Surrogate: Tetrachloro-m-xylene	*1.55*		µg/L	2.00		77.3	30-150			
Surrogate: Tetrachloro-m-xylene [2C]	*1.64*		µg/L	2.00		82.0	30-150			
LCS Dup (B303984-BSD1)				Prepared: 03/24/22 Analyzed: 03/29/22						
Aroclor-1016	0.40	0.20	µg/L	0.500		80.8	40-140	4.49	20	
Aroclor-1016 [2C]	0.44	0.20	µg/L	0.500		87.8	40-140	1.28	20	
Aroclor-1260	0.39	0.20	µg/L	0.500		78.9	40-140	6.89	20	
Aroclor-1260 [2C]	0.40	0.20	µg/L	0.500		79.7	40-140	10.4	20	
Surrogate: Decachlorobiphenyl	*1.78*		µg/L	2.00		89.0	30-150			
Surrogate: Decachlorobiphenyl [2C]	*1.99*		µg/L	2.00		99.7	30-150			
Surrogate: Tetrachloro-m-xylene	*1.48*		µg/L	2.00		74.0	30-150			
Surrogate: Tetrachloro-m-xylene [2C]	*1.56*		µg/L	2.00		77.8	30-150			

con-test®
A Pace Analytical® Laboratory

39 Spruce Street * East Longmeadow, MA 01028 * FAX 413/525-6405 * TEL. 413/525-2332

QUALITY CONTROL

Petroleum Hydrocarbons Analyses - Quality Control

Analyte	Result	Reporting Limit	Units	Spike Level	Source Result	%REC	%REC Limits	RPD	RPD Limit	Notes
Batch B304111 - SW-846 3510C										
Blank (B304111-BLK1)				Prepared: 03/25/22 Analyzed: 03/28/22						
CT ETPH	ND	0.15	mg/L							
Surrogate: 2-Fluorobiphenyl	*0.0678*		mg/L	0.100		67.8	50-150			
LCS (B304111-BS1)				Prepared: 03/25/22 Analyzed: 03/28/22						
CT ETPH	0.686	0.15	mg/L	1.00		68.6	60-120			
Surrogate: 2-Fluorobiphenyl	*0.0646*		mg/L	0.100		64.6	50-150			
LCS Dup (B304111-BSD1)				Prepared: 03/25/22 Analyzed: 03/28/22						
CT ETPH	0.768	0.15	mg/L	1.00		76.8	60-120	11.4	30	
Surrogate: 2-Fluorobiphenyl	*0.0710*		mg/L	0.100		71.0	50-150			

con-test®
A Pace Analytical® Laboratory

39 Spruce Street * East Longmeadow, MA 01028 * FAX 413/525-6405 * TEL. 413/525-2332

IDENTIFICATION SUMMARY FOR SINGLE COMPONENT ANALYTES

SW-846 8082A

LCS

Lab Sample ID: B303984-BS1 Date(s) Analyzed: 03/29/2022 03/29/2022

Instrument ID (1): ECD5 Instrument ID (2): ECD5

GC Column (1): ID: (mm) GC Column (2): ID: (mm)

ANALYTE	COL	RT	RT WINDOW		CONCENTRATION	%RPD
			FROM	TO		
Aroclor-1016	1	0.000	0.000	0.000	0.42	
	2	0.000	0.000	0.000	0.43	2.4
Aroclor-1260	1	0.000	0.000	0.000	0.42	
	2	0.000	0.000	0.000	0.44	4.7

con-test®
A Pace Analytical® Laboratory

39 Spruce Street * East Longmeadow, MA 01028 * FAX 413/525-6405 * TEL. 413/525-2332

IDENTIFICATION SUMMARY FOR SINGLE COMPONENT ANALYTES

SW-846 8082A

LCS Dup

Lab Sample ID: B303984-BSD1 Date(s) Analyzed: 03/29/2022 03/29/2022

Instrument ID (1): ECD5 Instrument ID (2): ECD5

GC Column (1): ID: (mm) GC Column (2): ID: (mm)

ANALYTE	COL	RT	RT WINDOW		CONCENTRATION	%RPD
			FROM	TO		
Aroclor-1016	1	0.000	0.000	0.000	0.40	
	2	0.000	0.000	0.000	0.44	9.5
Aroclor-1260	1	0.000	0.000	0.000	0.39	
	2	0.000	0.000	0.000	0.40	0.0

con-test®
A Pace Analytical® Laboratory

39 Spruce Street * East Longmeadow, MA 01028 * FAX 413/525-6405 * TEL. 413/525-2332

FLAG/QUALIFIER SUMMARY

*	QC result is outside of established limits.
†	Wide recovery limits established for difficult compound.
‡	Wide RPD limits established for difficult compound.
#	Data exceeded client recommended or regulatory level
ND	Not Detected
RL	Reporting Limit is at the level of quantitation (LOQ)
DL	Detection Limit is the lower limit of detection determined by the MDL study
MCL	Maximum Contaminant Level
	Percent recoveries and relative percent differences (RPDs) are determined by the software using values in the calculation which have not been rounded.
	No results have been blank subtracted unless specified in the case narrative section.

con-test®
A Pace Analytical® Laboratory

39 Spruce Street * East Longmeadow, MA 01028 * FAX 413/525-6405 * TEL. 413/525-2332

CERTIFICATIONS

Certified Analyses included in this Report

Analyte	Certifications
CTDEP ETPH in Water	
CT ETPH	CT
SW-846 8082A in Water	
Aroclor-1016	CT,NH,NY,NC,ME,VA,PA
Aroclor-1016 [2C]	CT,NH,NY,NC,ME,VA,PA
Aroclor-1221	CT,NH,NY,NC,ME,VA,PA
Aroclor-1221 [2C]	CT,NH,NY,NC,ME,VA,PA
Aroclor-1232	CT,NH,NY,NC,ME,VA,PA
Aroclor-1232 [2C]	CT,NH,NY,NC,ME,VA,PA
Aroclor-1242	CT,NH,NY,NC,ME,VA,PA
Aroclor-1242 [2C]	CT,NH,NY,NC,ME,VA,PA
Aroclor-1248	CT,NH,NY,NC,ME,VA,PA
Aroclor-1248 [2C]	CT,NH,NY,NC,ME,VA,PA
Aroclor-1254	CT,NH,NY,NC,ME,VA,PA
Aroclor-1254 [2C]	CT,NH,NY,NC,ME,VA,PA
Aroclor-1260	CT,NH,NY,NC,ME,VA,PA
Aroclor-1260 [2C]	CT,NH,NY,NC,ME,VA,PA
Aroclor-1262	NH,NY,NC,ME,VA,PA
Aroclor-1262 [2C]	NH,NY,NC,ME,VA,PA
Aroclor-1268	NH,NY,NC,ME,VA,PA
Aroclor-1268 [2C]	NH,NY,NC,ME,VA,PA
SW-846 8260D in Water	
Acetone	CT,NH,NY,ME
Acrylonitrile	CT,NY,ME
Benzene	CT,NH,NY,ME
Bromobenzene	NY
Bromodichloromethane	CT,NH,NY,ME
Bromoform	CT,NH,NY,ME
Bromomethane	CT,NH,NY,ME
2-Butanone (MEK)	CT,NH,NY,ME
n-Butylbenzene	NY,ME
sec-Butylbenzene	NY,ME
tert-Butylbenzene	NY,ME
Carbon Disulfide	CT,NH,NY,ME
Carbon Tetrachloride	CT,NH,NY,ME
Chlorobenzene	CT,NH,NY,ME
Chlorodibromomethane	CT,NH,NY,ME
Chloroethane	CT,NH,NY,ME
Chloroform	CT,NH,NY,ME
Chloromethane	CT,NH,NY,ME
2-Chlorotoluene	NY,ME
4-Chlorotoluene	NY,ME
1,2-Dibromo-3-chloropropane (DBCP)	NY
1,2-Dibromoethane (EDB)	NY
Dibromomethane	NH,NY,ME
1,2-Dichlorobenzene	CT,NY,ME
1,3-Dichlorobenzene	CT,NH,NY,ME

con-test®
A Pace Analytical® Laboratory

39 Spruce Street * East Longmeadow, MA 01028 * FAX 413/525-6405 * TEL. 413/525-2332

CERTIFICATIONS

Certified Analyses included in this Report

Analyte	Certifications
SW-846 8260D in Water	
1,4-Dichlorobenzene	CT,NH,NY,ME
trans-1,4-Dichloro-2-butene	NH,NY,ME
Dichlorodifluoromethane (Freon 12)	NH,NY,ME
1,1-Dichloroethane	CT,NH,NY,ME
1,2-Dichloroethane	CT,NH,NY,ME
1,1-Dichloroethylene	CT,NH,NY,ME
cis-1,2-Dichloroethylene	NY,ME
trans-1,2-Dichloroethylene	CT,NH,NY,ME
1,2-Dichloropropane	CT,NH,NY,ME
1,3-Dichloropropane	NY,ME
2,2-Dichloropropane	NH,NY,ME
1,1-Dichloropropene	NH,NY,ME
cis-1,3-Dichloropropene	CT,NH,NY,ME
trans-1,3-Dichloropropene	CT,NH,NY,ME
Ethylbenzene	CT,NH,NY,ME
Hexachlorobutadiene	CT,NH,NY,ME
2-Hexanone (MBK)	CT,NH,NY,ME
Isopropylbenzene (Cumene)	NY,ME
p-Isopropyltoluene (p-Cymene)	CT,NH,NY,ME
Methyl tert-Butyl Ether (MTBE)	CT,NH,NY,ME
Methylene Chloride	CT,NH,NY,ME
4-Methyl-2-pentanone (MIBK)	CT,NH,NY,ME
Naphthalene	NH,NY,ME
n-Propylbenzene	CT,NH,NY,ME
Styrene	CT,NH,NY,ME
1,1,1,2-Tetrachloroethane	CT,NH,NY,ME
1,1,2,2-Tetrachloroethane	CT,NH,NY,ME
Tetrachloroethylene	CT,NH,NY,ME
Toluene	CT,NH,NY,ME
1,2,3-Trichlorobenzene	NH,NY,ME
1,2,4-Trichlorobenzene	CT,NH,NY,ME
1,1,1-Trichloroethane	CT,NH,NY,ME
1,1,2-Trichloroethane	CT,NH,NY,ME
Trichloroethylene	CT,NH,NY,ME
Trichlorofluoromethane (Freon 11)	CT,NH,NY,ME
1,2,3-Trichloropropane	NH,NY,ME
1,1,2-Trichloro-1,2,2-trifluoroethane (Freon 113)	NY
1,2,4-Trimethylbenzene	NY,ME
1,3,5-Trimethylbenzene	NY,ME
Vinyl Chloride	CT,NH,NY,ME
m+p Xylene	NH,NY,ME
o-Xylene	NH,NY,ME



39 Spruce Street * East Longmeadow, MA 01028 * FAX 413/525-6405 * TEL. 413/525-2332

Con-Test, a Pace Environmental Laboratory, operates under the following certifications and accreditations:

Code	Description	Number	Expires
AIHA	AIHA-LAP, LLC - ISO17025:2017	100033	03/1/2024
MA	Massachusetts DEP	M-MA100	06/30/2022
CT	Connecticut Department of Publilc Health	PH-0165	12/31/2022
NY	New York State Department of Health	10899 NELAP	04/1/2022
NH-S	New Hampshire Environmental Lab	2516 NELAP	02/5/2023
RI	Rhode Island Department of Health	LAO00373	12/30/2022
NC	North Carolina Div. of Water Quality	652	12/31/2022
NJ	New Jersey DEP	MA007 NELAP	06/30/2022
FL	Florida Department of Health	E871027 NELAP	06/30/2022
VT	Vermont Department of Health Lead Laboratory	LL720741	07/30/2022
ME	State of Maine	MA00100	06/9/2023
VA	Commonwealth of Virginia	460217	12/14/2022
NH-P	New Hampshire Environmental Lab	2557 NELAP	09/6/2022
VT-DW	Vermont Department of Health Drinking Water	VT-255716	06/12/2022
NC-DW	North Carolina Department of Health	25703	07/31/2022
PA	Commonwealth of Pennsylvania DEP	68-05812	06/30/2022
MI	Dept. of Env, Great Lakes, and Energy	9100	09/6/2022

con-test ANALYTICAL LABORATORY

Phone: 413-525-2332
Fax: 413-525-6405
Email: info@contestlabs.com

22C1512

http://www.contestlabs.com

Doc # 381 Rev 0 5 8 2015

CHAIN OF CUSTODY RECORD

39 Spruce Street
East Longmeadow, MA 01028

Page 1 of 2

Company Name:	Weston & Sampson - (for Eversource Energy)
Address:	712 Brook Street, Rocky Hill, CT 06067
Phone:	(860) 513-1473
Project Name:	Simsbury AWC
Project Location:	Simsbury, CT
Project Number:	Client PO = 11003487
Project Manager:	Laura Yellen
Con-Test Bid:	n/a
Invoice Recipient:	Eversource (Drew Blicharz)
Sampled By:	Will Sirotnak

Requested Turnaround Time
7-Day ☐ 10-Day ☐
Other: ☐ 5-7 Bus. Days ☑

Rush-Approval Required
1-Day ☐ 3-Day ☐
2-Day ☐ 4-Day ☐

Data Delivery
Format: PDF ☑ EXCEL ☑
Other:
Enhanced Data Package Required: ☐
Email To: yellenl@wseinc.com
Fax To #: sirotnakw@wseinc.com

ANALYSIS REQUESTED

Con-Test Work Order#	Client Sample ID / Description	Beginning Date/Time	Ending Date/Time	Composite	Grab	[1]Matrix Code	Conc Code	VOCs (8260)	PAHs *1	CT ETPH	VPH (HOLD)	EPH (Extract and HOLD)	PCBs							
								2	2	2	2	2	2							
								H,I	I	I	H,I	H,I	I							
								V	A	A	V	A	A							
1	MW-203	3/22/22	1458		X	GW	U			X										
2	MW-2A		1355							X										
3	CCA-3		1000						X											
4	MW-102		920					X		X										
5	MW-10		1100							X										
6	MW-11A		1145							X	X	X								
7	MW-T3		1157							X										
8	MW-T6		927							X	X	X								
9	MW-TRW1		1041							X	X	X								
10	MW-401		1450							X			X							

# of Containers
[2] Preservation Code
[3] Container Code

Dissolved Metals Samples
O Field Filtered
O Lab to Filter

Orthophosphate Samples
O Field Filtered
O Lab to Filter

[1] Matrix Codes:
GW = Ground Water
WW = Waste Water
DW = Drinking Water
A = Air
S = Soil/Solid
SL = Sludge
O = Other (please define) _____

[2] Preservation Codes:
I = Iced
H = HCL
M = Methanol
N = Nitric Acid
S = Sulfuric Acid
B = Sodium Bisulfate
X = Sodium Hydroxide
T = Sodium Thiosulfate
O = Other (please define) _____

[3] Container Codes:
A = Amber Glass
G = Glass
P = Plastic
ST = Sterile
V = Vial
S = Summa Canister
T = Tedlar Bag
O = Other (please define) _____

Comments: (1) Please bill Eversource directly - Send invoice and results to drew.blicharz@eversource.com

*1 - Run all PAH samples using SIM method at low detection limits. Eversource PO# 11003487

Please use the following codes to indicate possible sample concentration within the **Conc Code** column above:
H - High; M - Medium; L - Low; C - Clean; U - Unknown

Relinquished by: (signature)		Date/Time: 3/23/22
Received by: (signature)	11:00	Date/Time: 3-23-22
Relinquished by: (signature)	11:40	Date/Time: 3-23-22
Received by: (signature)	1140	Date/Time: 3/23/22
Relinquished by: (signature)		Date/Time:
Received by: (signature)		Date/Time:

Detection Limit Requirements
MA
CT — CTDEEP RSRs (includes RES DEC & GA PMC)
Other:

Program Information
○ MCP Analytical Certification Form Required
● RCP Analysis Certification Form Required
○ MA State DW Form Required
PWSID # _____

NELAC and AIHA-LAP, LLC Accredited

TURNAROUND TIME (BUSINESS DAYS) STARTS AT 9:00 AM THE DAY AFTER SAMPLE RECEIPT UNLESS THERE ARE QUESTIONS ON THIS CHAIN. IF THIS FORM IS NOT FILLED OUT COMPLETELY OR IS INCORRECT, TURNAROUND TIME CANNOT START UNTIL ALL QUESTIONS HAVE BEEN ANSWERED.

PLEASE BE CAREFUL NOT TO CONTAMINATE THIS DOCUMENT

con-test ANALYTICAL LABORATORY

Phone: 413-525-2332
Fax: 413-525-6405
Email: info@contestlabs.com

http://www.contestlabs.com

Doc # 381 Rev 0 5 8 2015

CHAIN OF CUSTODY RECORD

39 Spruce Street
East Longmeadow, MA 01028

Page 2 of 2

Company Name:	Weston & Sampson - (for Eversource Energy)
Address:	712 Brook Street, Rocky Hill, CT 06067
Phone:	(860) 513-1473
Project Name:	Simsbury AWC
Project Location:	Simsbury, CT
Project Number:	Client PO = 11003487
Project Manager:	Laura Yellen
Con-Test Bid:	n/a
Invoice Recipient:	Eversource (Drew Blicharz)
Sampled By:	Will Sirotnak

Requested Turnaround Time
7-Day ☐ 10-Day ☐
Other: ☐ 5-7 Bus. Days ☑

Rush-Approval Required
1-Day ☐ 3-Day ☐
2-Day ☐ 4-Day ☐

Data Delivery
Format: PDF ☑ EXCEL ☑
Other:
Enhanced Data Package Required: ☐
Email To: yellenl@wseinc.com
Fax To #: sirotnakw@wseinc.com

ANALYSIS REQUESTED

Con-Test Work Order#	Client Sample ID / Description	Beginning Date/Time	Ending Date/Time	Composite	Grab	[1]Matrix Code	Conc Code	VOCs (8260)	PAHs *1	CT ETPH	VPH (HOLD)	EPH (Extract and HOLD)	PCBs	# of Containers	[2] Preservation Code	[3] Container Code
								2	2	2	2	2	2			
								H,I	I	I	H,I	H,I	I			
								V	A	A	V	A	A			
11	Dup-1	3/22/22	—		X	GW	U			X	X	X				
12	Trip Blank	"	—					X								

Comments: (1) Please bill Eversource directly - Send invoice and results to drew.blicharz@eversource.com

*1 - Run all PAH samples using SIM method at low detection limits. Eversource PO# 11003487

Please use the following codes to indicate possible sample concentration within the **Conc Code** column above:
H - High; M - Medium; L - Low; C - Clean; U - Unknown

Dissolved Metals Samples
O Field Filtered
O Lab to Filter

Orthophosphate Samples
O Field Filtered
O Lab to Filter

[1] Matrix Codes:
GW = Ground Water
WW = Waste Water
DW = Drinking Water
A = Air
S = Soil/Solid
SL = Sludge
O = Other (please define) _____

[2] Preservation Codes:
I = Iced
H = HCL
M = Methanol
N = Nitric Acid
S = Sulfuric Acid
B = Sodium Bisulfate
X = Sodium Hydroxide
T = Sodium Thiosulfate
O = Other (please define) _____

[3] Container Codes:
A = Amber Glass
G = Glass
P = Plastic
ST = Sterile
V = Vial
S = Summa Canister
T = Tedlar Bag
O = Other (please define) _____

	Date/Time:
Relinquished by: (signature)	3/23/22
Received by: (signature)	11:00 5-23-2022
Relinquished by: (signature)	11:40 3-23-22
Received by: (signature)	
Relinquished by: (signature)	
Received by: (signature)	

Detection Limit Requirements
MA
CT CTDEEP RSRs (includes RES DEC & GA PMC)
Other:

Program Information
○ MCP Analytical Certification Form Required
● RCP Analysis Certification Form Required
○ MA State DW Form Required
PWSID # _____

NELAC and AIHA-LAP, LLC Accredited

TURNAROUND TIME (BUSINESS DAYS) STARTS AT 9:00 AM THE DAY AFTER SAMPLE RECEIPT UNLESS THERE ARE QUESTIONS ON THIS CHAIN. IF THIS FORM IS NOT FILLED OUT COMPLETELY OR IS INCORRECT, TURNAROUND TIME CANNOT START UNTIL ALL QUESTIONS HAVE BEEN ANSWERED.

PLEASE BE CAREFUL NOT TO CONTAMINATE THIS DOCUMENT

I Have Not Confirmed Sample Container Numbers With Lab Staff Before Relinquishing Over Samples_____

con-test® ANALYTICAL LABORATORY

Doc# 277 Rev 5 2017

Login Sample Receipt Checklist - (Rejection Criteria Listing - Using Acceptance Policy) Any False Statement will be brought to the attention of the Client - State True or False

Client Weston and Sampson - (For Eversource Energy)

Received By LA Date 3/23/22 Time 1140

How were the samples received? In Cooler T No Cooler _____ On Ice T No Ice _____

Direct from Sampling F Ambient _____ Melted Ice _____

Were samples within Temperature? 2-6°C T By Gun # 5 Actual Temp - 4.6

By Blank # _____ Actual Temp - _____

Was Custody Seal Intact? N/A Were Samples Tampered with? F

Was COC Relinquished ? T Does Chain Agree With Samples? T

Are there broken/leaking/loose caps on any samples? F

Is COC in ink/ Legible? T Were samples received within holding time? T

Did COC include all pertinent Information? Client T Analysis T Sampler Name T

Project T ID's T Collection Dates/Times T

Are Sample labels filled out and legible? T

Are there Lab to Filters? F Who was notified? _____

Are there Rushes? F Who was notified? _____

Are there Short Holds? F Who was notified? _____

Is there enough Volume? T

Is there Headspace where applicable? N/A MS/MSD? F

Proper Media/Containers Used? T Is splitting samples required? F

Were trip blanks received? NOT On COC? F

Do all samples have the proper pH? N/A Acid _____ Base _____

Vials	#	Containers:	#		#		#
Unp-		1 Liter Amb.	22	1 Liter Plastic		16 oz Amb.	
HCL-	14	500 mL Amb.		500 mL Plastic		8oz Amb/Clear	
Meoh-		250 mL Amb.		250 mL Plastic		4oz Amb/Clear	
Bisulfate-		Flashpoint		Col./Bacteria		2oz Amb/Clear	
DI-		Other Glass	2	Other Plastic		Encore	
Thiosulfate-		SOC Kit		Plastic Bag		Frozen:	
Sulfuric-		Perchlorate		Ziplock			

Unused Media

Vials	#	Containers:	#		#		#
Unp-		1 Liter Amb.		1 Liter Plastic		16 oz Amb.	
HCL-		500 mL Amb.		500 mL Plastic		8oz Amb/Clear	
Meoh-		250 mL Amb.		250 mL Plastic		4oz Amb/Clear	
Bisulfate-		Col./Bacteria		Flashpoint		2oz Amb/Clear	
DI-		Other Plastic		Other Glass		Encore	
Thiosulfate-		SOC Kit		Plastic Bag		Frozen:	
Sulfuric-		Perchlorate		Ziplock			

Comments:

C:\MSDChem\4\DATA\D032822\D22F087020.D

CT ETPH Discrimination Check

Data File Name D22F087020.D
Data File Path C:\MSDChem\4\DATA\D032822\
Operator RDD
Date Acquired 3/28/1922 19:13
Acq. Method File EPH11D.M
Sample Name ETPH 1500
Instrument Name GCFID4

Name	Ret Time	Target Response	Average Response	*%D+/-20
C-9	1.34	7823386	9565729	18
C-10	2.11	8153675	9565729	15
C-12	3.12	8527979	9565729	11
C-14	3.86	8865512	9565729	7
C-16	4.48	9254740	9565729	3
C-18	5.03	9503863	9565729	1
C-20	5.62	9787368	9565729	-2
C-22	6.35	10035802	9565729	-5
C-24	7.18	10319663	9565729	-8
C-26	8.00	10391468	9565729	-9
C-28	8.74	10431915	9565729	-9
C-30	9.43	10387538	9565729	-9
C-32	10.07	10196871	9565729	-7
C-34	10.67	10088793	9565729	-5
C-36	11.23	9717364	9565729	-2

Samples

*One compound allowed %D</=50

22C1512-04
22C1512-05
22C1512-08
22C1602-01
22C1512-06
22C1512-09
22C1512-10
22C1512-11
22C1512-07
22C1512-02
22C1512-01

REASONABLE CONFIDENCE PROTOCOL
LABORATORY ANALYSIS QA/QC CERTIFICATION FORM

Laboratory Name: Con-Test, a Pace Analytical Laboratory

Client: Weston & Sampson

Project Location: Simsbury, CT

Project Number: 22C1512

Laboratory Sample ID(s):

22C1512-01 thru 22C1512-12

Sample Date(s):

03/22/2022

List RCP Methods Used:

CTDEP ETPH, SW-846 8082A, SW-846 8260D, SW-846 8270E

1	For each analytical method referenced in this laboratory report package, were all specified QA/QC performance criteria followed, including the requirement to explain any criteria falling outside of acceptable guidelines, as specified in the CTDEP method-specific Reasonable Confidence Protocol documents?	☑ Yes ☐ No
1A	Were the method specified preservation and holding time requirements met?	☑ Yes ☐ No
1B	VPH and EPH Methods only: Was the VPH and EPH method conducted without significant modifications (see Section 11.3 of respective RCP methods)?	☐ Yes ☐ No ☑ N/A
2	Were all samples received by the laboratory in a condition consistent with that described on the associated chain-of-custody document(s)?	☑ Yes ☐ No
3	Were samples received at an appropriate temperature (< 6 degrees C.)?	☑ Yes ☐ No ☐ N/A
4	Were all QA/QC performance criteria specified in the CTDEP Reasonable Confidence Protocol documents achieved?	☑ Yes ☐ No
5A	Were reporting limits specified or referenced on the chain-of-custody?	☑ Yes ☐ No
5B	Were these reporting limits met?	☑ Yes ☐ No
6	For each analytical method referenced in this laboratory report package, were results reported for all constituents identified in the method-specific analyte lists presented in the Reasonable Confidence Protocol documents?	☐ Yes ☑ No
7	Are project-specific matrix spikes and laboratory duplicates included in this data set?	☐ Yes ☑ No

Notes: For all questions to which the response was "No" (with the exception of question #7), additional information must be provided in an attached narrative. If the answer to question #1, #1A, or #1B is "No", the data package does not meet the requirements for "Reasonable Confidence."
This form may not be altered and all questions must be answered.

Lisa A. Worthington

I, the undersigned, attest under the pains and penalties of perjury that, to the best of my knowledge and belief and based upon my personal inquiry of those responsible for providing the information contained in this analytical report, such information is accurate and complete.

Authorized Signature: Lisa Worthington **Position:** **Technical Representative**

Printed Name: **Lisa A. Worthington** **Date:** **03/30/22**

Name of Laboratory: **Con-Test, a Pace Analytical Laboratory**

This certification form is to be used for RCP methods only.

con-test®
A Pace Analytical® Laboratory

39 Spruce Street * East Longmeadow, MA 01028 * FAX 413/525-6405 * TEL. 413/525-2332

March 31, 2022

Laura Yellen
Weston & Sampson
712 Brook Street, Suite 103
Rocky Hill, CT 06067

Project Location: Simsbury, CT
Client Job Number:
Project Number: 2180209
Laboratory Work Order Number: 22C1609

Enclosed are results of analyses for samples as received by the laboratory on March 24, 2022. If you have any questions concerning this report, please feel free to contact me.

Sincerely,



Kerry K. McGee
Project Manager

Table of Contents

Sample Summary 3
Case Narrative 4
Sample Results 5
22C1609-01 5
22C1609-02 6
22C1609-03 7
22C1609-04 8
22C1609-05 9
Sample Preparation Information 11
QC Data 12
Volatile Organic Compounds by GC/MS 12
B304118 12
Petroleum Hydrocarbons Analyses 15
B304248 15
Flag/Qualifier Summary 16
Certifications 17
Chain of Custody/Sample Receipt 19

con-test®
A Pace Analytical® Laboratory

39 Spruce Street * East Longmeadow, MA 01028 * FAX 413/525-6405 * TEL. 413/525-2332

Weston & Sampson
712 Brook Street, Suite 103
Rocky Hill, CT 06067
ATTN: Laura Yellen

REPORT DATE: 3/31/2022

PURCHASE ORDER NUMBER: 11003487

PROJECT NUMBER: 2180209

ANALYTICAL SUMMARY

WORK ORDER NUMBER: 22C1609

The results of analyses performed on the following samples submitted to CON-TEST, a Pace Analytical Laboratory, are found in this report.

PROJECT LOCATION: Simsbury, CT

FIELD SAMPLE #	LAB ID:	MATRIX	SAMPLE DESCRIPTION	TEST	SUB LAB
CCA-5	22C1609-01	Ground Water		CTDEP ETPH	
MW-101	22C1609-02	Ground Water		CTDEP ETPH	
MW-310	22C1609-03	Ground Water		CTDEP ETPH	
MW-202	22C1609-04	Ground Water		CTDEP ETPH	
Trip Blank	22C1609-05	Ground Water		SW-846 8260D	

con-test®
A Pace Analytical® Laboratory

39 Spruce Street * East Longmeadow, MA 01028 * FAX 413/525-6405 * TEL. 413/525-2332

CASE NARRATIVE SUMMARY

All reported results are within defined laboratory quality control objectives unless listed below or otherwise qualified in this report.

SW-846 8260D

Qualifications:

V-05

Continuing calibration verification (CCV) did not meet method specifications and was biased on the low side for this compound.

Analyte & Samples(s) Qualified:

Bromomethane
22C1609-05[Trip Blank], B304118-BLK1, B304118-BS1, S069662-CCV1

Chloromethane
22C1609-05[Trip Blank], B304118-BLK1, B304118-BS1, S069662-CCV1

Hexachlorobutadiene
22C1609-05[Trip Blank], B304118-BLK1, B304118-BS1, S069662-CCV1

The results of analyses reported only relate to samples submitted to Con-Test, a Pace Analytical Laboratory, for testing.
I certify that the analyses listed above, unless specifically listed as subcontracted, if any, were performed under my direction according to the approved methodologies listed in this document, and that based upon my inquiry of those individuals immediately responsible for obtaining the information, the material contained in this report is, to the best of my knowledge and belief, accurate and complete.

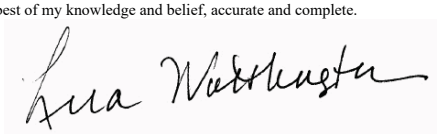

Lisa A. Worthington
Technical Representative

con-test®
A Pace Analytical® Laboratory
39 Spruce Street * East Longmeadow, MA 01028 * FAX 413/525-6405 * TEL. 413/525-2332

Project Location: Simsbury, CT
Sample Description:
Work Order: 22C1609

Date Received: 3/24/2022

Field Sample #: CCA-5
Sampled: 3/23/2022 10:15

Sample ID: 22C1609-01

Sample Matrix: Ground Water

Petroleum Hydrocarbons Analyses

Analyte	Results	RL	Units	Dilution	Flag/Qual	Method	Date Prepared	Date/Time Analyzed	Analyst
CT ETPH	ND	0.15	mg/L	1		CTDEP ETPH	3/28/22	3/29/22 18:55	SFM

Surrogates	% Recovery	Recovery Limits	Flag/Qual	
2-Fluorobiphenyl	74.5	50-150		3/29/22 18:55

con-test®
A Pace Analytical® Laboratory
39 Spruce Street * East Longmeadow, MA 01028 * FAX 413/525-6405 * TEL. 413/525-2332

Project Location: Simsbury, CT
Sample Description:
Work Order: 22C1609

Date Received: 3/24/2022

Field Sample #: MW-101
Sampled: 3/23/2022 12:50

Sample ID: 22C1609-02

Sample Matrix: Ground Water

Petroleum Hydrocarbons Analyses

Analyte	Results	RL	Units	Dilution	Flag/Qual	Method	Date Prepared	Date/Time Analyzed	Analyst
CT ETPH	0.19	0.14	mg/L	1		CTDEP ETPH	3/28/22	3/29/22 19:36	SFM

Surrogates	% Recovery	Recovery Limits	Flag/Qual	
2-Fluorobiphenyl	58.4	50-150		3/29/22 19:36

con-test®
A Pace Analytical® Laboratory
39 Spruce Street * East Longmeadow, MA 01028 * FAX 413/525-6405 * TEL. 413/525-2332

Project Location: Simsbury, CT
Sample Description:
Work Order: 22C1609

Date Received: 3/24/2022

Field Sample #: MW-310
Sampled: 3/23/2022 08:45

Sample ID: 22C1609-03

Sample Matrix: Ground Water

Petroleum Hydrocarbons Analyses

Analyte	Results	RL	Units	Dilution	Flag/Qual	Method	Date Prepared	Date/Time Analyzed	Analyst
CT ETPH	6.5	1.5	mg/L	10		CTDEP ETPH	3/28/22	3/30/22 8:44	SFM

Surrogates	% Recovery	Recovery Limits	Flag/Qual	
2-Fluorobiphenyl	84.0	50-150		3/30/22 8:44

con-test®
A Pace Analytical® Laboratory
39 Spruce Street * East Longmeadow, MA 01028 * FAX 413/525-6405 * TEL. 413/525-2332

Project Location: Simsbury, CT | Sample Description: | Work Order: 22C1609

Date Received: 3/24/2022

Field Sample #: MW-202 | Sampled: 3/23/2022 09:57

Sample ID: 22C1609-04

Sample Matrix: Ground Water

Petroleum Hydrocarbons Analyses

Analyte	Results	RL	Units	Dilution	Flag/Qual	Method	Date Prepared	Date/Time Analyzed	Analyst
CT ETPH	0.32	0.15	mg/L	1		CTDEP ETPH	3/28/22	3/29/22 20:16	SFM

Surrogates	% Recovery	Recovery Limits	Flag/Qual	
2-Fluorobiphenyl	60.7	50-150		3/29/22 20:16

con-test®
A Pace Analytical® Laboratory
39 Spruce Street * East Longmeadow, MA 01028 * FAX 413/525-6405 * TEL. 413/525-2332

Project Location: Simsbury, CT | Sample Description: | Work Order: 22C1609

Date Received: 3/24/2022

Field Sample #: Trip Blank | Sampled: 3/23/2022 00:00

Sample ID: 22C1609-05

Sample Matrix: Ground Water

Volatile Organic Compounds by GC/MS

Analyte	Results	RL	Units	Dilution	Flag/Qual	Method	Date Prepared	Date/Time Analyzed	Analyst
Acetone	ND	10	µg/L	1		SW-846 8260D	3/25/22	3/25/22 15:17	EEH
Acrylonitrile	ND	2.0	µg/L	1		SW-846 8260D	3/25/22	3/25/22 15:17	EEH
Benzene	ND	0.50	µg/L	1		SW-846 8260D	3/25/22	3/25/22 15:17	EEH
Bromobenzene	ND	0.50	µg/L	1		SW-846 8260D	3/25/22	3/25/22 15:17	EEH
Bromodichloromethane	ND	0.50	µg/L	1		SW-846 8260D	3/25/22	3/25/22 15:17	EEH
Bromoform	ND	0.50	µg/L	1		SW-846 8260D	3/25/22	3/25/22 15:17	EEH
Bromomethane	ND	2.0	µg/L	1	V-05	SW-846 8260D	3/25/22	3/25/22 15:17	EEH
2-Butanone (MEK)	ND	5.0	µg/L	1		SW-846 8260D	3/25/22	3/25/22 15:17	EEH
n-Butylbenzene	ND	1.0	µg/L	1		SW-846 8260D	3/25/22	3/25/22 15:17	EEH
sec-Butylbenzene	ND	1.0	µg/L	1		SW-846 8260D	3/25/22	3/25/22 15:17	EEH
tert-Butylbenzene	ND	1.0	µg/L	1		SW-846 8260D	3/25/22	3/25/22 15:17	EEH
Carbon Disulfide	ND	5.0	µg/L	1		SW-846 8260D	3/25/22	3/25/22 15:17	EEH
Carbon Tetrachloride	ND	0.50	µg/L	1		SW-846 8260D	3/25/22	3/25/22 15:17	EEH
Chlorobenzene	ND	0.50	µg/L	1		SW-846 8260D	3/25/22	3/25/22 15:17	EEH
Chlorodibromomethane	ND	0.50	µg/L	1		SW-846 8260D	3/25/22	3/25/22 15:17	EEH
Chloroethane	ND	0.50	µg/L	1		SW-846 8260D	3/25/22	3/25/22 15:17	EEH
Chloroform	ND	0.50	µg/L	1		SW-846 8260D	3/25/22	3/25/22 15:17	EEH
Chloromethane	ND	0.60	µg/L	1	V-05	SW-846 8260D	3/25/22	3/25/22 15:17	EEH
2-Chlorotoluene	ND	0.50	µg/L	1		SW-846 8260D	3/25/22	3/25/22 15:17	EEH
4-Chlorotoluene	ND	0.50	µg/L	1		SW-846 8260D	3/25/22	3/25/22 15:17	EEH
1,2-Dibromo-3-chloropropane (DBCP)	ND	1.0	µg/L	1		SW-846 8260D	3/25/22	3/25/22 15:17	EEH
1,2-Dibromoethane (EDB)	ND	0.50	µg/L	1		SW-846 8260D	3/25/22	3/25/22 15:17	EEH
Dibromomethane	ND	0.50	µg/L	1		SW-846 8260D	3/25/22	3/25/22 15:17	EEH
1,2-Dichlorobenzene	ND	0.50	µg/L	1		SW-846 8260D	3/25/22	3/25/22 15:17	EEH
1,3-Dichlorobenzene	ND	0.50	µg/L	1		SW-846 8260D	3/25/22	3/25/22 15:17	EEH
1,4-Dichlorobenzene	ND	0.50	µg/L	1		SW-846 8260D	3/25/22	3/25/22 15:17	EEH
trans-1,4-Dichloro-2-butene	ND	2.0	µg/L	1		SW-846 8260D	3/25/22	3/25/22 15:17	EEH
Dichlorodifluoromethane (Freon 12)	ND	0.50	µg/L	1		SW-846 8260D	3/25/22	3/25/22 15:17	EEH
1,1-Dichloroethane	ND	0.50	µg/L	1		SW-846 8260D	3/25/22	3/25/22 15:17	EEH
1,2-Dichloroethane	ND	0.50	µg/L	1		SW-846 8260D	3/25/22	3/25/22 15:17	EEH
1,1-Dichloroethylene	ND	0.50	µg/L	1		SW-846 8260D	3/25/22	3/25/22 15:17	EEH
cis-1,2-Dichloroethylene	ND	0.50	µg/L	1		SW-846 8260D	3/25/22	3/25/22 15:17	EEH
trans-1,2-Dichloroethylene	ND	1.0	µg/L	1		SW-846 8260D	3/25/22	3/25/22 15:17	EEH
1,2-Dichloropropane	ND	0.50	µg/L	1		SW-846 8260D	3/25/22	3/25/22 15:17	EEH
1,3-Dichloropropane	ND	0.50	µg/L	1		SW-846 8260D	3/25/22	3/25/22 15:17	EEH
2,2-Dichloropropane	ND	0.50	µg/L	1		SW-846 8260D	3/25/22	3/25/22 15:17	EEH
1,1-Dichloropropene	ND	0.50	µg/L	1		SW-846 8260D	3/25/22	3/25/22 15:17	EEH
cis-1,3-Dichloropropene	ND	0.50	µg/L	1		SW-846 8260D	3/25/22	3/25/22 15:17	EEH
trans-1,3-Dichloropropene	ND	0.50	µg/L	1		SW-846 8260D	3/25/22	3/25/22 15:17	EEH
Ethylbenzene	ND	0.50	µg/L	1		SW-846 8260D	3/25/22	3/25/22 15:17	EEH
Hexachlorobutadiene	ND	0.60	µg/L	1	V-05	SW-846 8260D	3/25/22	3/25/22 15:17	EEH
2-Hexanone (MBK)	ND	5.0	µg/L	1		SW-846 8260D	3/25/22	3/25/22 15:17	EEH
Isopropylbenzene (Cumene)	ND	0.50	µg/L	1		SW-846 8260D	3/25/22	3/25/22 15:17	EEH
p-Isopropyltoluene (p-Cymene)	ND	0.50	µg/L	1		SW-846 8260D	3/25/22	3/25/22 15:17	EEH

con-test®
A Pace Analytical® Laboratory
39 Spruce Street * East Longmeadow, MA 01028 * FAX 413/525-6405 * TEL. 413/525-2332

Project Location: Simsbury, CT | Sample Description: | Work Order: 22C1609

Date Received: 3/24/2022

Field Sample #: Trip Blank | Sampled: 3/23/2022 00:00

Sample ID: 22C1609-05

Sample Matrix: Ground Water

Volatile Organic Compounds by GC/MS

Analyte	Results	RL	Units	Dilution	Flag/Qual	Method	Date Prepared	Date/Time Analyzed	Analyst
Methyl tert-Butyl Ether (MTBE)	ND	0.50	µg/L	1		SW-846 8260D	3/25/22	3/25/22 15:17	EEH
Methylene Chloride	ND	5.0	µg/L	1		SW-846 8260D	3/25/22	3/25/22 15:17	EEH
4-Methyl-2-pentanone (MIBK)	ND	5.0	µg/L	1		SW-846 8260D	3/25/22	3/25/22 15:17	EEH
Naphthalene	ND	2.0	µg/L	1		SW-846 8260D	3/25/22	3/25/22 15:17	EEH
n-Propylbenzene	ND	1.0	µg/L	1		SW-846 8260D	3/25/22	3/25/22 15:17	EEH
Styrene	ND	1.0	µg/L	1		SW-846 8260D	3/25/22	3/25/22 15:17	EEH
1,1,1,2-Tetrachloroethane	ND	0.50	µg/L	1		SW-846 8260D	3/25/22	3/25/22 15:17	EEH
1,1,2,2-Tetrachloroethane	ND	0.50	µg/L	1		SW-846 8260D	3/25/22	3/25/22 15:17	EEH
Tetrachloroethylene	ND	1.0	µg/L	1		SW-846 8260D	3/25/22	3/25/22 15:17	EEH
Tetrahydrofuran	ND	10	µg/L	1		SW-846 8260D	3/25/22	3/25/22 15:17	EEH
Toluene	ND	1.0	µg/L	1		SW-846 8260D	3/25/22	3/25/22 15:17	EEH
1,2,3-Trichlorobenzene	ND	1.0	µg/L	1		SW-846 8260D	3/25/22	3/25/22 15:17	EEH
1,2,4-Trichlorobenzene	ND	0.50	µg/L	1		SW-846 8260D	3/25/22	3/25/22 15:17	EEH
1,1,1-Trichloroethane	ND	0.50	µg/L	1		SW-846 8260D	3/25/22	3/25/22 15:17	EEH
1,1,2-Trichloroethane	ND	0.50	µg/L	1		SW-846 8260D	3/25/22	3/25/22 15:17	EEH
Trichloroethylene	ND	1.0	µg/L	1		SW-846 8260D	3/25/22	3/25/22 15:17	EEH
Trichlorofluoromethane (Freon 11)	ND	2.0	µg/L	1		SW-846 8260D	3/25/22	3/25/22 15:17	EEH
1,2,3-Trichloropropane	ND	0.50	µg/L	1		SW-846 8260D	3/25/22	3/25/22 15:17	EEH
1,1,2-Trichloro-1,2,2-trifluoroethane (Freon 113)	ND	0.50	µg/L	1		SW-846 8260D	3/25/22	3/25/22 15:17	EEH
1,2,4-Trimethylbenzene	ND	0.50	µg/L	1		SW-846 8260D	3/25/22	3/25/22 15:17	EEH
1,3,5-Trimethylbenzene	ND	0.50	µg/L	1		SW-846 8260D	3/25/22	3/25/22 15:17	EEH
Vinyl Chloride	ND	1.0	µg/L	1		SW-846 8260D	3/25/22	3/25/22 15:17	EEH
m+p Xylene	ND	2.0	µg/L	1		SW-846 8260D	3/25/22	3/25/22 15:17	EEH
o-Xylene	ND	1.0	µg/L	1		SW-846 8260D	3/25/22	3/25/22 15:17	EEH

Surrogates	% Recovery	Recovery Limits	Flag/Qual	
1,2-Dichloroethane-d4	102	70-130		3/25/22 15:17
Toluene-d8	97.8	70-130		3/25/22 15:17
4-Bromofluorobenzene	96.6	70-130		3/25/22 15:17

con-test®
A Pace Analytical® Laboratory

39 Spruce Street * East Longmeadow, MA 01028 * FAX 413/525-6405 * TEL. 413/525-2332

Sample Extraction Data

Prep Method: SW-846 3510C **Analytical Method: CTDEP ETPH**

Lab Number [Field ID]	Batch	Initial [mL]	Final [mL]	Date
22C1609-01 [CCA-5]	B304248	1010	1.00	03/28/22
22C1609-02 [MW-101]	B304248	980	0.900	03/28/22
22C1609-03 [MW-310]	B304248	1030	1.00	03/28/22
22C1609-04 [MW-202]	B304248	1000	1.00	03/28/22

Prep Method: SW-846 5030B **Analytical Method: SW-846 8260D**

Lab Number [Field ID]	Batch	Initial [mL]	Final [mL]	Date
22C1609-05 [Trip Blank]	B304118	5	5.00	03/25/22

con-test®
A Pace Analytical® Laboratory

39 Spruce Street * East Longmeadow, MA 01028 * FAX 413/525-6405 * TEL. 413/525-2332

QUALITY CONTROL

Volatile Organic Compounds by GC/MS - Quality Control

Analyte	Result	Reporting Limit	Units	Spike Level	Source Result	%REC	%REC Limits	RPD	RPD Limit	Notes
Batch B304118 - SW-846 5030B										
Blank (B304118-BLK1)				Prepared & Analyzed: 03/25/22						
Acetone	ND	10	µg/L							
Acrylonitrile	ND	2.0	µg/L							
Benzene	ND	0.50	µg/L							
Bromobenzene	ND	0.50	µg/L							
Bromodichloromethane	ND	0.50	µg/L							
Bromoform	ND	0.50	µg/L							
Bromomethane	ND	2.0	µg/L							V-05
2-Butanone (MEK)	ND	5.0	µg/L							
n-Butylbenzene	ND	1.0	µg/L							
sec-Butylbenzene	ND	1.0	µg/L							
tert-Butylbenzene	ND	1.0	µg/L							
Carbon Disulfide	ND	5.0	µg/L							
Carbon Tetrachloride	ND	0.50	µg/L							
Chlorobenzene	ND	0.50	µg/L							
Chlorodibromomethane	ND	0.50	µg/L							
Chloroethane	ND	0.50	µg/L							
Chloroform	ND	0.50	µg/L							
Chloromethane	ND	0.60	µg/L							V-05
2-Chlorotoluene	ND	0.50	µg/L							
4-Chlorotoluene	ND	0.50	µg/L							
1,2-Dibromo-3-chloropropane (DBCP)	ND	1.0	µg/L							
1,2-Dibromoethane (EDB)	ND	0.50	µg/L							
Dibromomethane	ND	0.50	µg/L							
1,2-Dichlorobenzene	ND	0.50	µg/L							
1,3-Dichlorobenzene	ND	0.50	µg/L							
1,4-Dichlorobenzene	ND	0.50	µg/L							
trans-1,4-Dichloro-2-butene	ND	2.0	µg/L							
Dichlorodifluoromethane (Freon 12)	ND	0.50	µg/L							
1,1-Dichloroethane	ND	0.50	µg/L							
1,2-Dichloroethane	ND	0.50	µg/L							
1,1-Dichloroethylene	ND	0.50	µg/L							
cis-1,2-Dichloroethylene	ND	0.50	µg/L							
trans-1,2-Dichloroethylene	ND	1.0	µg/L							
1,2-Dichloropropane	ND	0.50	µg/L							
1,3-Dichloropropane	ND	0.50	µg/L							
2,2-Dichloropropane	ND	0.50	µg/L							
1,1-Dichloropropene	ND	0.50	µg/L							
cis-1,3-Dichloropropene	ND	0.50	µg/L							
trans-1,3-Dichloropropene	ND	0.50	µg/L							
Ethylbenzene	ND	0.50	µg/L							
Hexachlorobutadiene	ND	0.60	µg/L							V-05
2-Hexanone (MBK)	ND	5.0	µg/L							
Isopropylbenzene (Cumene)	ND	0.50	µg/L							
p-Isopropyltoluene (p-Cymene)	ND	0.50	µg/L							
Methyl tert-Butyl Ether (MTBE)	ND	0.50	µg/L							
Methylene Chloride	ND	5.0	µg/L							
4-Methyl-2-pentanone (MIBK)	ND	5.0	µg/L							
Naphthalene	ND	2.0	µg/L							
n-Propylbenzene	ND	1.0	µg/L							
Styrene	ND	1.0	µg/L							
1,1,1,2-Tetrachloroethane	ND	0.50	µg/L							
1,1,2,2-Tetrachloroethane	ND	0.50	µg/L							

con-test®
A Pace Analytical® Laboratory

39 Spruce Street * East Longmeadow, MA 01028 * FAX 413/525-6405 * TEL. 413/525-2332

QUALITY CONTROL

Volatile Organic Compounds by GC/MS - Quality Control

Analyte	Result	Reporting Limit	Units	Spike Level	Source Result	%REC	%REC Limits	RPD	RPD Limit	Notes
Batch B304118 - SW-846 5030B										
Blank (B304118-BLK1)				Prepared & Analyzed: 03/25/22						
Tetrachloroethylene	ND	1.0	µg/L							
Tetrahydrofuran	ND	10	µg/L							
Toluene	ND	1.0	µg/L							
1,2,3-Trichlorobenzene	ND	1.0	µg/L							
1,2,4-Trichlorobenzene	ND	0.50	µg/L							
1,1,1-Trichloroethane	ND	0.50	µg/L							
1,1,2-Trichloroethane	ND	0.50	µg/L							
Trichloroethylene	ND	1.0	µg/L							
Trichlorofluoromethane (Freon 11)	ND	2.0	µg/L							
1,2,3-Trichloropropane	ND	0.50	µg/L							
1,1,2-Trichloro-1,2,2-trifluoroethane (Freon 113)	ND	0.50	µg/L							
1,2,4-Trimethylbenzene	ND	0.50	µg/L							
1,3,5-Trimethylbenzene	ND	0.50	µg/L							
Vinyl Chloride	ND	1.0	µg/L							
m+p Xylene	ND	2.0	µg/L							
o-Xylene	ND	1.0	µg/L							
Surrogate: 1,2-Dichloroethane-d4	*25.1*		µg/L	25.0		101	70-130			
Surrogate: Toluene-d8	*24.2*		µg/L	25.0		97.0	70-130			
Surrogate: 4-Bromofluorobenzene	*24.5*		µg/L	25.0		98.0	70-130			
LCS (B304118-BS1)				Prepared & Analyzed: 03/25/22						
Acetone	124	10	µg/L	100		124	40-160			
Acrylonitrile	11.7	2.0	µg/L	10.0		117	70-130			
Benzene	9.32	0.50	µg/L	10.0		93.2	70-130			
Bromobenzene	10.0	0.50	µg/L	10.0		100	70-130			
Bromodichloromethane	10.0	0.50	µg/L	10.0		100	70-130			
Bromoform	12.1	0.50	µg/L	10.0		121	70-130			
Bromomethane	9.15	2.0	µg/L	10.0		91.5	40-160			V-05
2-Butanone (MEK)	126	5.0	µg/L	100		126	40-160			
n-Butylbenzene	8.99	1.0	µg/L	10.0		89.9	70-130			
sec-Butylbenzene	9.27	1.0	µg/L	10.0		92.7	70-130			
tert-Butylbenzene	9.35	1.0	µg/L	10.0		93.5	70-130			
Carbon Disulfide	104	5.0	µg/L	100		104	70-130			
Carbon Tetrachloride	10.1	0.50	µg/L	10.0		101	70-130			
Chlorobenzene	10.2	0.50	µg/L	10.0		102	70-130			
Chlorodibromomethane	10.2	0.50	µg/L	10.0		102	40-160			
Chloroethane	9.92	0.50	µg/L	10.0		99.2	70-130			
Chloroform	9.95	0.50	µg/L	10.0		99.5	70-130			
Chloromethane	8.43	0.60	µg/L	10.0		84.3	40-160			V-05
2-Chlorotoluene	9.26	0.50	µg/L	10.0		92.6	70-130			
4-Chlorotoluene	9.72	0.50	µg/L	10.0		97.2	70-130			
1,2-Dibromo-3-chloropropane (DBCP)	11.4	1.0	µg/L	10.0		114	70-130			
1,2-Dibromoethane (EDB)	10.5	0.50	µg/L	10.0		105	70-130			
Dibromomethane	9.97	0.50	µg/L	10.0		99.7	70-130			
1,2-Dichlorobenzene	10.0	0.50	µg/L	10.0		100	70-130			
1,3-Dichlorobenzene	9.78	0.50	µg/L	10.0		97.8	70-130			
1,4-Dichlorobenzene	9.83	0.50	µg/L	10.0		98.3	70-130			
trans-1,4-Dichloro-2-butene	9.74	2.0	µg/L	10.0		97.4	70-130			
Dichlorodifluoromethane (Freon 12)	9.07	0.50	µg/L	10.0		90.7	40-160			
1,1-Dichloroethane	9.72	0.50	µg/L	10.0		97.2	70-130			
1,2-Dichloroethane	9.14	0.50	µg/L	10.0		91.4	70-130			
1,1-Dichloroethylene	9.75	0.50	µg/L	10.0		97.5	70-130			

con-test®
A Pace Analytical® Laboratory

39 Spruce Street * East Longmeadow, MA 01028 * FAX 413/525-6405 * TEL. 413/525-2332

QUALITY CONTROL

Volatile Organic Compounds by GC/MS - Quality Control

Analyte	Result	Reporting Limit	Units	Spike Level	Source Result	%REC	%REC Limits	RPD	RPD Limit	Notes
Batch B304118 - SW-846 5030B										
LCS (B304118-BS1)				Prepared & Analyzed: 03/25/22						
cis-1,2-Dichloroethylene	9.69	0.50	µg/L	10.0		96.9	70-130			
trans-1,2-Dichloroethylene	9.05	1.0	µg/L	10.0		90.5	70-130			
1,2-Dichloropropane	9.85	0.50	µg/L	10.0		98.5	70-130			
1,3-Dichloropropane	10.2	0.50	µg/L	10.0		102	70-130			
2,2-Dichloropropane	9.40	0.50	µg/L	10.0		94.0	70-130			
1,1-Dichloropropene	9.64	0.50	µg/L	10.0		96.4	70-130			
cis-1,3-Dichloropropene	9.03	0.50	µg/L	10.0		90.3	70-130			
trans-1,3-Dichloropropene	8.97	0.50	µg/L	10.0		89.7	70-130			
Ethylbenzene	9.90	0.50	µg/L	10.0		99.0	70-130			
Hexachlorobutadiene	8.42	0.60	µg/L	10.0		84.2	40-160			V-05
2-Hexanone (MBK)	126	5.0	µg/L	100		126	70-130			
Isopropylbenzene (Cumene)	10.0	0.50	µg/L	10.0		100	70-130			
p-Isopropyltoluene (p-Cymene)	9.24	0.50	µg/L	10.0		92.4	70-130			
Methyl tert-Butyl Ether (MTBE)	9.97	0.50	µg/L	10.0		99.7	70-130			
Methylene Chloride	10.1	5.0	µg/L	10.0		101	70-130			
4-Methyl-2-pentanone (MIBK)	122	5.0	µg/L	100		122	40-160			
Naphthalene	11.3	2.0	µg/L	10.0		113	70-130			
n-Propylbenzene	9.76	1.0	µg/L	10.0		97.6	70-130			
Styrene	10.3	1.0	µg/L	10.0		103	70-130			
1,1,1,2-Tetrachloroethane	10.5	0.50	µg/L	10.0		105	70-130			
1,1,2,2-Tetrachloroethane	11.9	0.50	µg/L	10.0		119	70-130			
Tetrachloroethylene	9.83	1.0	µg/L	10.0		98.3	70-130			
Tetrahydrofuran	12.8	10	µg/L	10.0		128	70-130			
Toluene	9.51	1.0	µg/L	10.0		95.1	70-130			
1,2,3-Trichlorobenzene	11.2	1.0	µg/L	10.0		112	70-130			
1,2,4-Trichlorobenzene	10.0	0.50	µg/L	10.0		100	70-130			
1,1,1-Trichloroethane	10.1	0.50	µg/L	10.0		101	70-130			
1,1,2-Trichloroethane	10.4	0.50	µg/L	10.0		104	70-130			
Trichloroethylene	9.78	1.0	µg/L	10.0		97.8	70-130			
Trichlorofluoromethane (Freon 11)	9.79	2.0	µg/L	10.0		97.9	40-160			
1,2,3-Trichloropropane	11.7	0.50	µg/L	10.0		117	70-130			
1,1,2-Trichloro-1,2,2-trifluoroethane (Freon 113)	10.1	0.50	µg/L	10.0		101	70-130			
1,2,4-Trimethylbenzene	9.28	0.50	µg/L	10.0		92.8	70-130			
1,3,5-Trimethylbenzene	9.83	0.50	µg/L	10.0		98.3	70-130			
Vinyl Chloride	10.7	1.0	µg/L	10.0		107	70-130			
m+p Xylene	19.6	2.0	µg/L	20.0		97.8	70-130			
o-Xylene	9.79	1.0	µg/L	10.0		97.9	70-130			
Surrogate: 1,2-Dichloroethane-d4	*25.8*		µg/L	25.0		103	70-130			
Surrogate: Toluene-d8	*24.6*		µg/L	25.0		98.2	70-130			
Surrogate: 4-Bromofluorobenzene	*24.6*		µg/L	25.0		98.4	70-130			

con-test®
A Pace Analytical® Laboratory

39 Spruce Street * East Longmeadow, MA 01028 * FAX 413/525-6405 * TEL. 413/525-2332

QUALITY CONTROL

Petroleum Hydrocarbons Analyses - Quality Control

Analyte	Result	Reporting Limit	Units	Spike Level	Source Result	%REC	%REC Limits	RPD	RPD Limit	Notes
Batch B304248 - SW-846 3510C										
Blank (B304248-BLK1)				Prepared: 03/28/22 Analyzed: 03/29/22						
CT ETPH	ND	0.15	mg/L							
Surrogate: 2-Fluorobiphenyl	*0.0731*		mg/L	0.100		73.1	50-150			
LCS (B304248-BS1)				Prepared: 03/28/22 Analyzed: 03/29/22						
CT ETPH	0.933	0.15	mg/L	1.00		93.3	60-120			
Surrogate: 2-Fluorobiphenyl	*0.0818*		mg/L	0.100		81.8	50-150			
LCS Dup (B304248-BSD1)				Prepared: 03/28/22 Analyzed: 03/29/22						
CT ETPH	0.743	0.15	mg/L	1.00		74.3	60-120	22.7	30	
Surrogate: 2-Fluorobiphenyl	*0.0604*		mg/L	0.100		60.4	50-150			

con-test®
A Pace Analytical® Laboratory

39 Spruce Street * East Longmeadow, MA 01028 * FAX 413/525-6405 * TEL. 413/525-2332

FLAG/QUALIFIER SUMMARY

*	QC result is outside of established limits.
†	Wide recovery limits established for difficult compound.
‡	Wide RPD limits established for difficult compound.
#	Data exceeded client recommended or regulatory level
ND	Not Detected
RL	Reporting Limit is at the level of quantitation (LOQ)
DL	Detection Limit is the lower limit of detection determined by the MDL study
MCL	Maximum Contaminant Level
	Percent recoveries and relative percent differences (RPDs) are determined by the software using values in the calculation which have not been rounded.
	No results have been blank subtracted unless specified in the case narrative section.
V-05	Continuing calibration verification (CCV) did not meet method specifications and was biased on the low side for this compound.

con-test®
A Pace Analytical® Laboratory

39 Spruce Street * East Longmeadow, MA 01028 * FAX 413/525-6405 * TEL. 413/525-2332

CERTIFICATIONS

Certified Analyses included in this Report

Analyte	Certifications
CTDEP ETPH in Water	
CT ETPH	CT
SW-846 8260D in Water	
Acetone	CT,NH,NY,ME
Acrylonitrile	CT,NY,ME
Benzene	CT,NH,NY,ME
Bromobenzene	NY
Bromodichloromethane	CT,NH,NY,ME
Bromoform	CT,NH,NY,ME
Bromomethane	CT,NH,NY,ME
2-Butanone (MEK)	CT,NH,NY,ME
n-Butylbenzene	NY,ME
sec-Butylbenzene	NY,ME
tert-Butylbenzene	NY,ME
Carbon Disulfide	CT,NH,NY,ME
Carbon Tetrachloride	CT,NH,NY,ME
Chlorobenzene	CT,NH,NY,ME
Chlorodibromomethane	CT,NH,NY,ME
Chloroethane	CT,NH,NY,ME
Chloroform	CT,NH,NY,ME
Chloromethane	CT,NH,NY,ME
2-Chlorotoluene	NY,ME
4-Chlorotoluene	NY,ME
1,2-Dibromo-3-chloropropane (DBCP)	NY
1,2-Dibromoethane (EDB)	NY
Dibromomethane	NH,NY,ME
1,2-Dichlorobenzene	CT,NY,ME
1,3-Dichlorobenzene	CT,NH,NY,ME
1,4-Dichlorobenzene	CT,NH,NY,ME
trans-1,4-Dichloro-2-butene	NH,NY,ME
Dichlorodifluoromethane (Freon 12)	NH,NY,ME
1,1-Dichloroethane	CT,NH,NY,ME
1,2-Dichloroethane	CT,NH,NY,ME
1,1-Dichloroethylene	CT,NH,NY,ME
cis-1,2-Dichloroethylene	NY,ME
trans-1,2-Dichloroethylene	CT,NH,NY,ME
1,2-Dichloropropane	CT,NH,NY,ME
1,3-Dichloropropane	NY,ME
2,2-Dichloropropane	NH,NY,ME
1,1-Dichloropropene	NH,NY,ME
cis-1,3-Dichloropropene	CT,NH,NY,ME
trans-1,3-Dichloropropene	CT,NH,NY,ME
Ethylbenzene	CT,NH,NY,ME
Hexachlorobutadiene	CT,NH,NY,ME
2-Hexanone (MBK)	CT,NH,NY,ME
Isopropylbenzene (Cumene)	NY,ME
p-Isopropyltoluene (p-Cymene)	CT,NH,NY,ME

39 Spruce Street * East Longmeadow, MA 01028 * FAX 413/525-6405 * TEL. 413/525-2332

CERTIFICATIONS

Certified Analyses included in this Report

Analyte	Certifications
SW-846 8260D in Water	
Methyl tert-Butyl Ether (MTBE)	CT,NH,NY,ME
Methylene Chloride	CT,NH,NY,ME
4-Methyl-2-pentanone (MIBK)	CT,NH,NY,ME
Naphthalene	NH,NY,ME
n-Propylbenzene	CT,NH,NY,ME
Styrene	CT,NH,NY,ME
1,1,1,2-Tetrachloroethane	CT,NH,NY,ME
1,1,2,2-Tetrachloroethane	CT,NH,NY,ME
Tetrachloroethylene	CT,NH,NY,ME
Toluene	CT,NH,NY,ME
1,2,3-Trichlorobenzene	NH,NY,ME
1,2,4-Trichlorobenzene	CT,NH,NY,ME
1,1,1-Trichloroethane	CT,NH,NY,ME
1,1,2-Trichloroethane	CT,NH,NY,ME
Trichloroethylene	CT,NH,NY,ME
Trichlorofluoromethane (Freon 11)	CT,NH,NY,ME
1,2,3-Trichloropropane	NH,NY,ME
1,1,2-Trichloro-1,2,2-trifluoroethane (Freon 113)	NY
1,2,4-Trimethylbenzene	NY,ME
1,3,5-Trimethylbenzene	NY,ME
Vinyl Chloride	CT,NH,NY,ME
m+p Xylene	NH,NY,ME
o-Xylene	NH,NY,ME

Con-Test, a Pace Environmental Laboratory, operates under the following certifications and accreditations:

Code	Description	Number	Expires
AIHA	AIHA-LAP, LLC - ISO17025:2017	100033	03/1/2024
MA	Massachusetts DEP	M-MA100	06/30/2022
CT	Connecticut Department of Publilc Health	PH-0165	12/31/2022
NY	New York State Department of Health	10899 NELAP	04/1/2023
NH-S	New Hampshire Environmental Lab	2516 NELAP	02/5/2023
RI	Rhode Island Department of Health	LAO00373	12/30/2022
NC	North Carolina Div. of Water Quality	652	12/31/2022
NJ	New Jersey DEP	MA007 NELAP	06/30/2022
FL	Florida Department of Health	E871027 NELAP	06/30/2022
VT	Vermont Department of Health Lead Laboratory	LL720741	07/30/2022
ME	State of Maine	MA00100	06/9/2023
VA	Commonwealth of Virginia	460217	12/14/2022
NH-P	New Hampshire Environmental Lab	2557 NELAP	09/6/2022
VT-DW	Vermont Department of Health Drinking Water	VT-255716	06/12/2022
NC-DW	North Carolina Department of Health	25703	07/31/2022
PA	Commonwealth of Pennsylvania DEP	68-05812	06/30/2022
MI	Dept. of Env, Great Lakes, and Energy	9100	09/6/2022

22C1609

con-test ANALYTICAL LABORATORY

Phone: 413-525-2332
Fax: 413-525-6405
Email: info@contestlabs.com

http://www.contestlabs.com Doc # 381 Rev 0 5 8 2015

CHAIN OF CUSTODY RECORD

39 Spruce Street
East Longmeadow, MA 01028

Page 1 of 1

Company Name:	Weston & Sampson - (for Eversource Energy)
Address:	712 Brook Street, Rocky Hill, CT 06067
Phone:	(860) 513-1473
Project Name:	Simsbury AWC
Project Location:	Simsbury, CT
Project Number:	Client PO = 11003487
Project Manager:	Laura Yellen
Con-Test Bid:	n/a
Invoice Recipient:	Eversource (Drew Blicharz)
Sampled By:	Will Sirotnak

Requested Turnaround Time
7-Day ☐ 10-Day ☐
Other: ☐ 5-7 Bus. Days ☑

Rush-Approval Required
1-Day ☐ 3-Day ☐
2-Day ☐ 4-Day ☐

Data Delivery
Format: PDF ☑ EXCEL ☑
Other:
Enhanced Data Package Required: ☐
Email To: yellenl@wseinc.com
Fax To #: sirotnakw@wseinc.com

Con-Test Work Order#	Client Sample ID / Description	Beginning Date/Time	Ending Date/Time	Composite	Grab	[1]Matrix Code	Conc Code	VOCs (8260)	PAHs *1	CT ETPH	VPH (HOLD)	EPH (Extract and HOLD)	PCBs						
								2	2	2	2	2	2						
								H,I	I	I	H,I	H,I	I						
								V	A	A	V	A	A						
1	CCA-5	3/23/22	1015		X	GW	U			X	X	X							
2	MW-101	"	1250							X	X	X							
3	MW-310	"	845							X									
4	MW-202	"	957							X	X	X							
5	Trip Blank	"	—					X											

ANALYSIS REQUESTED

# of Containers
[2] Preservation Code
[3] Container Code

Dissolved Metals Samples
O Field Filtered
O Lab to Filter

Orthophosphate Samples
O Field Filtered
O Lab to Filter

Comments: (1) Please bill Eversource directly - Send invoice and results to drew.blicharz@eversource.com

*1 - Run all PAH samples using SIM method at low detection limits. Eversource PO# 11003487

Please use the following codes to indicate possible sample concentration within the **Conc Code** column above:
H - High; M - Medium; L - Low; C - Clean; U - Unknown

[1] **Matrix Codes:**
GW = Ground Water
WW = Waste Water
DW = Drinking Water
A = Air
S = Soil/Solid
SL = Sludge
O = Other (please define) _____

[2] **Preservation Codes:**
I = Iced
H = HCL
M = Methanol
N = Nitric Acid
S = Sulfuric Acid
B = Sodium Bisulfate
X = Sodium Hydroxide
T = Sodium Thiosulfate
O = Other (please define) _____

[3] **Container Codes:**
A = Amber Glass
G = Glass
P = Plastic
ST = Sterile
V = Vial
S = Summa Canister
T = Tedlar Bag
O = Other (please define) _____

Relinquished by: (signature)	Date/Time: 3/24/22	
Received by: (signature) 12:20	Date/Time: 3-24-22	
Relinquished by: (signature) 15:10	Date/Time: 3-24-22	
Received by: (signature) 20 3/24/22	Date/Time:	
Relinquished by: (signature)	Date/Time:	
Received by: (signature)	Date/Time:	

Detection Limit Requirements
MA
CT CTDEEP RSRs (includes RES DEC & GA PMC)
Other:

Program Information
○ MCP Analytical Certification Form Required
● RCP Analysis Certification Form Required
○ MA State DW Form Required
PWSID # _____

NELAC and AIHA-LAP, LLC Accredited

TURNAROUND TIME (BUSINESS DAYS) STARTS AT 9:00 AM THE DAY AFTER SAMPLE RECEIPT UNLESS THERE ARE QUESTIONS ON THIS CHAIN. IF THIS FORM IS NOT FILLED OUT COMPLETELY OR IS INCORRECT, TURNAROUND TIME CANNOT START UNTIL ALL QUESTIONS HAVE BEEN ANSWERED.

PLEASE BE CAREFUL NOT TO CONTAMINATE THIS DOCUMENT

I Have Not Confirmed Sample Container Numbers With Lab Staff Before Relinquishing Over Samples_____	con-test® ANALYTICAL LABORATORY Doc# 277 Rev 5 2017

Login Sample Receipt Checklist - (Rejection Criteria Listing - Using Acceptance Policy) Any False Statement will be brought to the attention of the Client - State True or False

Client Weston + Sampson

Received By DK Date 3/24/22 Time 1510

How were the samples received? In Cooler T No Cooler _____ On Ice T No Ice _____

Direct from Sampling _____ Ambient _____ Melted Ice _____

By Gun # 3 Actual Temp - 2-0

Were samples within Temperature? 2-6°C T By Blank # _____ Actual Temp - _____

Was Custody Seal Intact? NA Were Samples Tampered with? NA

Was COC Relinquished ? T Does Chain Agree With Samples? T

Are there broken/leaking/loose caps on any samples? F

Is COC in ink/ Legible? T Were samples received within holding time? T

Did COC include all pertinent Information? Client T Project T Analysis T ID's T Sampler Name T Collection Dates/Times T

Are Sample labels filled out and legible? T

Are there Lab to Filters? F Who was notified? _____

Are there Rushes? F Who was notified? _____

Are there Short Holds? F Who was notified? _____

Is there enough Volume? T

Is there Headspace where applicable? F MS/MSD? F

Proper Media/Containers Used? T Is splitting samples required? F

Were trip blanks received? T On COC? F

Do all samples have the proper pH? Acid T Base _____

Vials	#	Containers:	#		#		#
Unp-		1 Liter Amb.	8	1 Liter Plastic		16 oz Amb.	
HCL-	2 SDK	500 mL Amb.		500 mL Plastic		8oz Amb/Clear	
Meoh-		250 mL Amb.		250 mL Plastic		4oz Amb/Clear	
Bisulfate-		Flashpoint		Col./Bacteria		2oz Amb/Clear	
DI-		Other Glass		Other Plastic		Encore	
Thiosulfate-		SOC Kit		Plastic Bag		Frozen:	
Sulfuric-		Perchlorate		Ziplock			

Unused Media

Vials	#	Containers:	#		#		#
Unp-		1 Liter Amb.		1 Liter Plastic		16 oz Amb.	
HCL-		500 mL Amb.		500 mL Plastic		8oz Amb/Clear	
Meoh-		250 mL Amb.		250 mL Plastic		4oz Amb/Clear	
Bisulfate-		Col./Bacteria		Flashpoint		2oz Amb/Clear	
DI-		Other Plastic		Other Glass		Encore	
Thiosulfate-		SOC Kit		Plastic Bag		Frozen:	
Sulfuric-		Perchlorate		Ziplock			

Comments:

C:\MSDChem\4\DATA\D032922\D22F088052.D

CT ETPH Discrimination Check

Data File Name D22F088052.D
Data File Path C:\MSDChem\4\DATA\D032922\
Operator CJM
Date Acquired 3/30/1922 2:39
Acq. Method File EPH11D.M
Sample Name ETPH 1500
Instrument Name GCFID4

Name	Ret Time	Target Response	Average Response	*%D+/-20
C-9	1.34	7279396	8488946	14
C-10	2.11	7609776	8488946	10
C-12	3.12	7926473	8488946	7
C-14	3.86	8148559	8488946	4
C-16	4.47	8416831	8488946	1
C-18	5.03	8544600	8488946	-1
C-20	5.62	8740433	8488946	-3
C-22	6.35	8870469	8488946	-4
C-24	7.18	9040972	8488946	-7
C-26	8.00	9061484	8488946	-7
C-28	8.74	9009894	8488946	-6
C-30	9.43	8925861	8488946	-5
C-32	10.07	8748197	8488946	-3
C-34	10.67	8650413	8488946	-2
C-36	11.23	8360828	8488946	2

Samples
22C1609-03

*One compound allowed %D</=50

C:\MSDChem\4\DATA\D032922.SEC\D22F088007.D

CT ETPH Discrimination Check

Data File Name D22F088007.D
Data File Path C:\MSDChem\4\DATA\D032922.SEC\
Operator CJM
Date Acquired 3/29/1922 18:15
Acq. Method File EPH11D.M
Sample Name ETPH 1500
Instrument Name GCFID4

Name	Ret Time	Target Response	Average Response	*%D+/-20
C-9	1.36	8083498	9672284	16
C-10	2.12	8425022	9672284	13
C-12	3.11	8890546	9672284	8
C-14	3.84	11079579	9672284	-15
C-16	4.45	9712889	9672284	0
C-18	4.99	9539163	9672284	1
C-20	5.57	9806000	9672284	-1
C-22	6.28	9955480	9672284	-3
C-24	7.10	10016330	9672284	-4
C-26	7.91	9936166	9672284	-3
C-28	8.66	9938052	9672284	-3
C-30	9.34	9965108	9672284	-3
C-32	9.98	9909527	9672284	-2
C-34	10.57	10025253	9672284	-4
C-36	11.13	9801651	9672284	-1

*One compound allowed %D</=50

Samples
22C1609-01
22C1543-02
22C1609-02
22C1609-04

REASONABLE CONFIDENCE PROTOCOL
LABORATORY ANALYSIS QA/QC CERTIFICATION FORM

Laboratory Name: Con-Test, a Pace Analytical Laboratory

Client: Weston & Sampson

Project Location: Simsbury, CT

Project Number: 22C1609

Laboratory Sample ID(s):
22C1609-01 thru 22C1609-05

Sample Date(s):
03/23/2022

List RCP Methods Used:
CTDEP ETPH, SW-846 8260D

1	For each analytical method referenced in this laboratory report package, were all specified QA/QC performance criteria followed, including the requirement to explain any criteria falling outside of acceptable guidelines, as specified in the CTDEP method-specific Reasonable Confidence Protocol documents?	☑ Yes ☐ No
1A	Were the method specified preservation and holding time requirements met?	☑ Yes ☐ No
1B	VPH and EPH Methods only: Was the VPH and EPH method conducted without significant modifications (see Section 11.3 of respective RCP methods)?	☐ Yes ☐ No ☑ N/A
2	Were all samples received by the laboratory in a condition consistent with that described on the associated chain-of-custody document(s)?	☑ Yes ☐ No
3	Were samples received at an appropriate temperature (< 6 degrees C.)?	☑ Yes ☐ No ☐ N/A
4	Were all QA/QC performance criteria specified in the CTDEP Reasonable Confidence Protocol documents achieved?	☐ Yes ☑ No
5A	Were reporting limits specified or referenced on the chain-of-custody?	☑ Yes ☐ No
5B	Were these reporting limits met?	☑ Yes ☐ No
6	For each analytical method referenced in this laboratory report package, were results reported for all constituents identified in the method-specific analyte lists presented in the Reasonable Confidence Protocol documents?	☐ Yes ☑ No
7	Are project-specific matrix spikes and laboratory duplicates included in this data set?	☐ Yes ☑ No

Notes: For all questions to which the response was "No" (with the exception of question #7), additional information must be provided in an attached narrative. If the answer to question #1, #1A, or #1B is "No", the data package does not meet the requirements for "Reasonable Confidence."
This form may not be altered and all questions must be answered.

Lisa A. Worthington

I, the undersigned, attest under the pains and penalties of perjury that, to the best of my knowledge and belief and based upon my personal inquiry of those responsible for providing the information contained in this analytical report, such information is accurate and complete.

Authorized Signature: Lisa Worthington **Position:** **Technical Representative**

Printed Name: **Lisa A. Worthington** **Date:** **03/31/22**

Name of Laboratory: **Con-Test, a Pace Analytical Laboratory**

This certification form is to be used for RCP methods only.

con-test®
A Pace Analytical® Laboratory

39 Spruce Street * East Longmeadow, MA 01028 * FAX 413/525-6405 * TEL. 413/525-2332

April 6, 2022

Laura Yellen
Weston & Sampson
712 Brook Street, Suite 103
Rocky Hill, CT 06067

Project Location: Simsbury, CT
Client Job Number:
Project Number: 2180209
Laboratory Work Order Number: 22C1513

Enclosed are results of analyses for samples as received by the laboratory on March 23, 2022. If you have any questions concerning this report, please feel free to contact me.

Sincerely,



Kerry K. McGee
Project Manager

Table of Contents

Sample Summary 3

Case Narrative 4

Sample Results 5

22C1513-02 5

22C1513-03 7

Sample Preparation Information 9

QC Data 10

Semivolatile Organic Compounds by GC/MS 10

B304485 10

Petroleum Hydrocarbons Analyses - EPH 11

B304394 11

Flag/Qualifier Summary 13

Certifications 14

Chain of Custody/Sample Receipt 15

con-test®
A Pace Analytical® Laboratory

39 Spruce Street * East Longmeadow, MA 01028 * FAX 413/525-6405 * TEL. 413/525-2332

Weston & Sampson
712 Brook Street, Suite 103
Rocky Hill, CT 06067
ATTN: Laura Yellen

REPORT DATE: 4/6/2022

PURCHASE ORDER NUMBER: 11003487

PROJECT NUMBER: 2180209

ANALYTICAL SUMMARY

WORK ORDER NUMBER: 22C1513

The results of analyses performed on the following samples submitted to CON-TEST, a Pace Analytical Laboratory, are found in this report.

PROJECT LOCATION: Simsbury, CT

FIELD SAMPLE #	LAB ID:	MATRIX	SAMPLE DESCRIPTION	TEST	SUB LAB
MW-T6	22C1513-02	Ground Water		MADEP EPH rev 2.1 SW-846 8270E	
MW-TRW1	22C1513-03	Ground Water		MADEP EPH rev 2.1 SW-846 8270E	

con-test®
A Pace Analytical® Laboratory

39 Spruce Street * East Longmeadow, MA 01028 * FAX 413/525-6405 * TEL. 413/525-2332

CASE NARRATIVE SUMMARY

All reported results are within defined laboratory quality control objectives unless listed below or otherwise qualified in this report.

For method 8270E, only a select list of PAHs was analyzed and reported in order to achieve lower detection limits than possible with EPH analysis.

The results of analyses reported only relate to samples submitted to Con-Test, a Pace Analytical Laboratory, for testing.
I certify that the analyses listed above, unless specifically listed as subcontracted, if any, were performed under my direction according to the approved methodologies listed in this document, and that based upon my inquiry of those individuals immediately responsible for obtaining the information, the material contained in this report is, to the best of my knowledge and belief, accurate and complete.

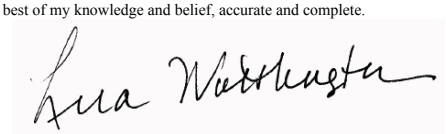

Lisa A. Worthington
Technical Representative

con-test®
A Pace Analytical® Laboratory

39 Spruce Street * East Longmeadow, MA 01028 * FAX 413/525-6405 * TEL. 413/525-2332

Project Location: Simsbury, CT | Sample Description: | Work Order: 22C1513

Date Received: 3/23/2022

Field Sample #: MW-T6 | Sampled: 3/22/2022 09:27

Sample ID: 22C1513-02

Sample Matrix: Ground Water

Semivolatile Organic Compounds by GC/MS

Analyte	Results	RL	Units	Dilution	Flag/Qual	Method	Date Prepared	Date/Time Analyzed	Analyst
Acenaphthylene (SIM)	ND	0.20	µg/L	1		SW-846 8270E	3/29/22	4/5/22 12:38	IMR
Benzo(a)anthracene (SIM)	ND	0.049	µg/L	1		SW-846 8270E	3/29/22	4/5/22 12:38	IMR
Benzo(a)pyrene (SIM)	ND	0.098	µg/L	1		SW-846 8270E	3/29/22	4/5/22 12:38	IMR
Benzo(b)fluoranthene (SIM)	ND	0.049	µg/L	1		SW-846 8270E	3/29/22	4/5/22 12:38	IMR
Benzo(g,h,i)perylene (SIM)	ND	0.098	µg/L	1		SW-846 8270E	3/29/22	4/5/22 12:38	IMR
Benzo(k)fluoranthene (SIM)	ND	0.20	µg/L	1		SW-846 8270E	3/29/22	4/5/22 12:38	IMR
Chrysene (SIM)	ND	0.098	µg/L	1		SW-846 8270E	3/29/22	4/5/22 12:38	IMR
Dibenz(a,h)anthracene (SIM)	ND	0.098	µg/L	1		SW-846 8270E	3/29/22	4/5/22 12:38	IMR
Indeno(1,2,3-cd)pyrene (SIM)	ND	0.098	µg/L	1		SW-846 8270E	3/29/22	4/5/22 12:38	IMR
Phenanthrene (SIM)	ND	0.049	µg/L	1		SW-846 8270E	3/29/22	4/5/22 12:38	IMR

Surrogates	% Recovery	Recovery Limits	Flag/Qual				
o-Terphenyl (OTP)	72.4	30-130				4/5/22 12:38	

con-test®
A Pace Analytical® Laboratory
39 Spruce Street * East Longmeadow, MA 01028 * FAX 413/525-6405 * TEL. 413/525-2332

Project Location: Simsbury, CT | Sample Description: | Work Order: 22C1513

Date Received: 3/23/2022

Field Sample #: MW-T6 | Sampled: 3/22/2022 09:27

Sample ID: 22C1513-02

Sample Matrix: Ground Water

Petroleum Hydrocarbons Analyses - EPH

Analyte	Results	RL	Units	Dilution	Flag/Qual	Method	Date Prepared	Date/Time Analyzed	Analyst
C9-C18 Aliphatics	ND	98	µg/L	1		MADEP EPH rev 2.1	3/29/22	4/6/22 9:59	TYH
C19-C36 Aliphatics	ND	98	µg/L	1		MADEP EPH rev 2.1	3/29/22	4/6/22 9:59	TYH
Unadjusted C11-C22 Aromatics	ND	98	µg/L	1		MADEP EPH rev 2.1	3/29/22	4/6/22 9:59	TYH
C11-C22 Aromatics	ND	98	µg/L	1		MADEP EPH rev 2.1	3/29/22	4/6/22 9:59	TYH
Acenaphthene	ND	2.0	µg/L	1		MADEP EPH rev 2.1	3/29/22	4/6/22 9:59	TYH
Anthracene	ND	2.0	µg/L	1		MADEP EPH rev 2.1	3/29/22	4/6/22 9:59	TYH
Fluoranthene	ND	2.0	µg/L	1		MADEP EPH rev 2.1	3/29/22	4/6/22 9:59	TYH
Fluorene	ND	2.0	µg/L	1		MADEP EPH rev 2.1	3/29/22	4/6/22 9:59	TYH
2-Methylnaphthalene	ND	2.0	µg/L	1		MADEP EPH rev 2.1	3/29/22	4/6/22 9:59	TYH
Naphthalene	ND	2.0	µg/L	1		MADEP EPH rev 2.1	3/29/22	4/6/22 9:59	TYH
Pyrene	ND	2.0	µg/L	1		MADEP EPH rev 2.1	3/29/22	4/6/22 9:59	TYH

Surrogates	% Recovery	Recovery Limits	Flag/Qual	
Chlorooctadecane (COD)	77.4	40-140		4/6/22 9:59
o-Terphenyl (OTP)	70.2	40-140		4/6/22 9:59
2-Bromonaphthalene	107	40-140		4/6/22 9:59
2-Fluorobiphenyl	107	40-140		4/6/22 9:59

con-test®
A Pace Analytical® Laboratory

39 Spruce Street * East Longmeadow, MA 01028 * FAX 413/525-6405 * TEL. 413/525-2332

Project Location: Simsbury, CT | Sample Description: | Work Order: 22C1513

Date Received: 3/23/2022

Field Sample #: MW-TRW1 | Sampled: 3/22/2022 10:41

Sample ID: 22C1513-03

Sample Matrix: Ground Water

Semivolatile Organic Compounds by GC/MS

Analyte	Results	RL	Units	Dilution	Flag/Qual	Method	Date Prepared	Date/Time Analyzed	Analyst
Acenaphthylene (SIM)	ND	0.19	µg/L	1		SW-846 8270E	3/29/22	4/5/22 13:06	IMR
Benzo(a)anthracene (SIM)	ND	0.049	µg/L	1		SW-846 8270E	3/29/22	4/5/22 13:06	IMR
Benzo(a)pyrene (SIM)	ND	0.097	µg/L	1		SW-846 8270E	3/29/22	4/5/22 13:06	IMR
Benzo(b)fluoranthene (SIM)	ND	0.049	µg/L	1		SW-846 8270E	3/29/22	4/5/22 13:06	IMR
Benzo(g,h,i)perylene (SIM)	ND	0.097	µg/L	1		SW-846 8270E	3/29/22	4/5/22 13:06	IMR
Benzo(k)fluoranthene (SIM)	ND	0.19	µg/L	1		SW-846 8270E	3/29/22	4/5/22 13:06	IMR
Chrysene (SIM)	ND	0.097	µg/L	1		SW-846 8270E	3/29/22	4/5/22 13:06	IMR
Dibenz(a,h)anthracene (SIM)	ND	0.097	µg/L	1		SW-846 8270E	3/29/22	4/5/22 13:06	IMR
Indeno(1,2,3-cd)pyrene (SIM)	ND	0.097	µg/L	1		SW-846 8270E	3/29/22	4/5/22 13:06	IMR
Phenanthrene (SIM)	ND	0.049	µg/L	1		SW-846 8270E	3/29/22	4/5/22 13:06	IMR

Surrogates	% Recovery	Recovery Limits	Flag/Qual				
o-Terphenyl (OTP)	70.2	30-130				4/5/22 13:06	

con-test®
A Pace Analytical® Laboratory
39 Spruce Street * East Longmeadow, MA 01028 * FAX 413/525-6405 * TEL. 413/525-2332

Project Location: Simsbury, CT | Sample Description: | Work Order: 22C1513

Date Received: 3/23/2022

Field Sample #: MW-TRW1 | Sampled: 3/22/2022 10:41

Sample ID: 22C1513-03

Sample Matrix: Ground Water

Petroleum Hydrocarbons Analyses - EPH

Analyte	Results	RL	Units	Dilution	Flag/Qual	Method	Date Prepared	Date/Time Analyzed	Analyst
C9-C18 Aliphatics	170	97	µg/L	1		MADEP EPH rev 2.1	3/29/22	4/6/22 10:18	TYH
C19-C36 Aliphatics	260	97	µg/L	1		MADEP EPH rev 2.1	3/29/22	4/6/22 10:18	TYH
Unadjusted C11-C22 Aromatics	210	97	µg/L	1		MADEP EPH rev 2.1	3/29/22	4/6/22 10:18	TYH
C11-C22 Aromatics	210	97	µg/L	1		MADEP EPH rev 2.1	3/29/22	4/6/22 10:18	TYH
Acenaphthene	ND	1.9	µg/L	1		MADEP EPH rev 2.1	3/29/22	4/6/22 10:18	TYH
Anthracene	ND	1.9	µg/L	1		MADEP EPH rev 2.1	3/29/22	4/6/22 10:18	TYH
Fluoranthene	ND	1.9	µg/L	1		MADEP EPH rev 2.1	3/29/22	4/6/22 10:18	TYH
Fluorene	ND	1.9	µg/L	1		MADEP EPH rev 2.1	3/29/22	4/6/22 10:18	TYH
2-Methylnaphthalene	ND	1.9	µg/L	1		MADEP EPH rev 2.1	3/29/22	4/6/22 10:18	TYH
Naphthalene	ND	1.9	µg/L	1		MADEP EPH rev 2.1	3/29/22	4/6/22 10:18	TYH
Pyrene	ND	1.9	µg/L	1		MADEP EPH rev 2.1	3/29/22	4/6/22 10:18	TYH

Surrogates	% Recovery	Recovery Limits	Flag/Qual	
Chlorooctadecane (COD)	73.0	40-140		4/6/22 10:18
o-Terphenyl (OTP)	71.7	40-140		4/6/22 10:18
2-Bromonaphthalene	105	40-140		4/6/22 10:18
2-Fluorobiphenyl	104	40-140		4/6/22 10:18

con-test®
A Pace Analytical® Laboratory

39 Spruce Street * East Longmeadow, MA 01028 * FAX 413/525-6405 * TEL. 413/525-2332

Sample Extraction Data

Prep Method: SW-846 3510C **Analytical Method: MADEP EPH rev 2.1**

Lab Number [Field ID]	Batch	Initial [mL]	Final [mL]	Date
22C1513-02 [MW-T6]	B304394	1020	2.00	03/29/22
22C1513-03 [MW-TRW1]	B304394	1030	2.00	03/29/22

Prep Method: SW-846 3510C **Analytical Method: SW-846 8270E**

Lab Number [Field ID]	Batch	Initial [mL]	Final [mL]	Date
22C1513-02 [MW-T6]	B304485	1020	1.00	03/29/22
22C1513-03 [MW-TRW1]	B304485	1030	1.00	03/29/22

con-test®
A Pace Analytical® Laboratory

39 Spruce Street * East Longmeadow, MA 01028 * FAX 413/525-6405 * TEL. 413/525-2332

QUALITY CONTROL

Semivolatile Organic Compounds by GC/MS - Quality Control

Analyte	Result	Reporting Limit	Units	Spike Level	Source Result	%REC	%REC Limits	RPD	RPD Limit	Notes
Batch B304485 - SW-846 3510C										
Blank (B304485-BLK1)				Prepared: 03/29/22 Analyzed: 04/05/22						
Acenaphthylene (SIM)	ND	0.20	µg/L							
Benzo(a)anthracene (SIM)	ND	0.050	µg/L							
Benzo(a)pyrene (SIM)	ND	0.10	µg/L							
Benzo(b)fluoranthene (SIM)	ND	0.050	µg/L							
Benzo(g,h,i)perylene (SIM)	ND	0.10	µg/L							
Benzo(k)fluoranthene (SIM)	ND	0.20	µg/L							
Chrysene (SIM)	ND	0.10	µg/L							
Dibenz(a,h)anthracene (SIM)	ND	0.10	µg/L							
Indeno(1,2,3-cd)pyrene (SIM)	ND	0.10	µg/L							
Phenanthrene (SIM)	ND	0.050	µg/L							
Surrogate: o-Terphenyl (OTP)	*85.9*		µg/L	100		85.9	30-130			
LCS (B304485-BS1)				Prepared: 03/29/22 Analyzed: 04/05/22						
Acenaphthylene (SIM)	66.6	8.0	µg/L	100		66.6	40-140			
Benzo(a)anthracene (SIM)	82.4	2.0	µg/L	100		82.4	40-140			
Benzo(a)pyrene (SIM)	86.8	4.0	µg/L	100		86.8	40-140			
Benzo(b)fluoranthene (SIM)	87.8	2.0	µg/L	100		87.8	40-140			
Benzo(g,h,i)perylene (SIM)	87.1	4.0	µg/L	100		87.1	40-140			
Benzo(k)fluoranthene (SIM)	79.9	8.0	µg/L	100		79.9	40-140			
Chrysene (SIM)	82.4	4.0	µg/L	100		82.4	40-140			
Dibenz(a,h)anthracene (SIM)	97.6	4.0	µg/L	100		97.6	40-140			
Indeno(1,2,3-cd)pyrene (SIM)	104	4.0	µg/L	100		104	40-140			
Phenanthrene (SIM)	78.3	2.0	µg/L	100		78.3	40-140			
Surrogate: o-Terphenyl (OTP)	*89.3*		µg/L	100		89.3	30-130			
LCS Dup (B304485-BSD1)				Prepared: 03/29/22 Analyzed: 04/05/22						
Acenaphthylene (SIM)	66.0	8.0	µg/L	100		66.0	40-140	0.905	20	
Benzo(a)anthracene (SIM)	78.0	2.0	µg/L	100		78.0	40-140	5.54	20	
Benzo(a)pyrene (SIM)	82.6	4.0	µg/L	100		82.6	40-140	5.05	20	
Benzo(b)fluoranthene (SIM)	83.6	2.0	µg/L	100		83.6	40-140	4.90	20	
Benzo(g,h,i)perylene (SIM)	83.3	4.0	µg/L	100		83.3	40-140	4.46	20	
Benzo(k)fluoranthene (SIM)	76.3	8.0	µg/L	100		76.3	40-140	4.61	20	
Chrysene (SIM)	78.4	4.0	µg/L	100		78.4	40-140	4.98	20	
Dibenz(a,h)anthracene (SIM)	93.3	4.0	µg/L	100		93.3	40-140	4.53	20	
Indeno(1,2,3-cd)pyrene (SIM)	99.6	4.0	µg/L	100		99.6	40-140	4.21	20	
Phenanthrene (SIM)	74.4	2.0	µg/L	100		74.4	40-140	5.14	20	
Surrogate: o-Terphenyl (OTP)	*83.2*		µg/L	100		83.2	30-130			

con-test®
A Pace Analytical® Laboratory

39 Spruce Street * East Longmeadow, MA 01028 * FAX 413/525-6405 * TEL. 413/525-2332

QUALITY CONTROL

Petroleum Hydrocarbons Analyses - EPH - Quality Control

Analyte	Result	Reporting Limit	Units	Spike Level	Source Result	%REC	%REC Limits	RPD	RPD Limit	Notes
Batch B304394 - SW-846 3510C										
Blank (B304394-BLK1)				Prepared: 03/29/22 Analyzed: 04/06/22						
C9-C18 Aliphatics	ND	100	µg/L							
C19-C36 Aliphatics	ND	100	µg/L							
Unadjusted C11-C22 Aromatics	ND	100	µg/L							
C11-C22 Aromatics	ND	100	µg/L							
Acenaphthene	ND	2.0	µg/L							
Anthracene	ND	2.0	µg/L							
Fluoranthene	ND	2.0	µg/L							
Fluorene	ND	2.0	µg/L							
2-Methylnaphthalene	ND	2.0	µg/L							
Naphthalene	ND	2.0	µg/L							
Pyrene	ND	2.0	µg/L							
Naphthalene-aliphatic fraction	ND	2.0	µg/L							
2-Methylnaphthalene-aliphatic fraction	ND	2.0	µg/L							
Surrogate: Chlorooctadecane (COD)	*77.5*		µg/L	100		77.5	40-140			
Surrogate: o-Terphenyl (OTP)	*71.8*		µg/L	100		71.8	40-140			
Surrogate: 2-Bromonaphthalene	*104*		µg/L	100		104	40-140			
Surrogate: 2-Fluorobiphenyl	*103*		µg/L	100		103	40-140			
LCS (B304394-BS1)				Prepared: 03/29/22 Analyzed: 04/06/22						
C9-C18 Aliphatics	404	100	µg/L	600		67.4	0-200			
C19-C36 Aliphatics	676	100	µg/L	800		84.5	0-200			
Unadjusted C11-C22 Aromatics	1270	100	µg/L	1700		74.6	0-200			
Acenaphthene	66.6	2.0	µg/L	100		66.6	40-140			
Anthracene	74.8	2.0	µg/L	100		74.8	40-140			
Fluoranthene	76.5	2.0	µg/L	100		76.5	40-140			
Fluorene	71.5	2.0	µg/L	100		71.5	40-140			
2-Methylnaphthalene	57.0	2.0	µg/L	100		57.0	40-140			
Naphthalene	51.2	2.0	µg/L	100		51.2	40-140			
Pyrene	77.7	2.0	µg/L	100		77.7	40-140			
Naphthalene-aliphatic fraction	ND	2.0	µg/L	100			0-5			
2-Methylnaphthalene-aliphatic fraction	ND	2.0	µg/L	100			0-5			
Surrogate: Chlorooctadecane (COD)	*83.3*		µg/L	100		83.3	40-140			
Surrogate: o-Terphenyl (OTP)	*77.0*		µg/L	100		77.0	40-140			
Surrogate: 2-Bromonaphthalene	*107*		µg/L	100		107	40-140			
Surrogate: 2-Fluorobiphenyl	*108*		µg/L	100		108	40-140			
LCS Dup (B304394-BSD1)				Prepared: 03/29/22 Analyzed: 04/06/22						
C9-C18 Aliphatics	400	100	µg/L	600		66.7	0-200	1.07		
C19-C36 Aliphatics	682	100	µg/L	800		85.2	0-200	0.831		
Unadjusted C11-C22 Aromatics	1350	100	µg/L	1700		79.5	0-200	6.37		
Acenaphthene	72.4	2.0	µg/L	100		72.4	40-140	8.31	25	
Anthracene	78.1	2.0	µg/L	100		78.1	40-140	4.35	25	
Fluoranthene	80.3	2.0	µg/L	100		80.3	40-140	4.83	25	
Fluorene	76.6	2.0	µg/L	100		76.6	40-140	7.00	25	
2-Methylnaphthalene	63.7	2.0	µg/L	100		63.7	40-140	11.1	25	
Naphthalene	58.1	2.0	µg/L	100		58.1	40-140	12.6	25	
Pyrene	81.6	2.0	µg/L	100		81.6	40-140	4.81	25	
Naphthalene-aliphatic fraction	ND	2.0	µg/L	100			0-5			
2-Methylnaphthalene-aliphatic fraction	ND	2.0	µg/L	100			0-5			
Surrogate: Chlorooctadecane (COD)	*80.9*		µg/L	100		80.9	40-140			
Surrogate: o-Terphenyl (OTP)	*77.9*		µg/L	100		77.9	40-140			
Surrogate: 2-Bromonaphthalene	*106*		µg/L	100		106	40-140			

con-test®
A Pace Analytical® Laboratory

39 Spruce Street * East Longmeadow, MA 01028 * FAX 413/525-6405 * TEL. 413/525-2332

QUALITY CONTROL

Petroleum Hydrocarbons Analyses - EPH - Quality Control

Analyte	Result	Reporting Limit	Units	Spike Level	Source Result	%REC	%REC Limits	RPD	RPD Limit	Notes
Batch B304394 - SW-846 3510C										
LCS Dup (B304394-BSD1)				Prepared: 03/29/22 Analyzed: 04/06/22						
Surrogate: 2-Fluorobiphenyl	*107*		µg/L	100		107	40-140			

con-test®
A Pace Analytical® Laboratory

39 Spruce Street * East Longmeadow, MA 01028 * FAX 413/525-6405 * TEL. 413/525-2332

FLAG/QUALIFIER SUMMARY

*	QC result is outside of established limits.
†	Wide recovery limits established for difficult compound.
‡	Wide RPD limits established for difficult compound.
#	Data exceeded client recommended or regulatory level
ND	Not Detected
RL	Reporting Limit is at the level of quantitation (LOQ)
DL	Detection Limit is the lower limit of detection determined by the MDL study
MCL	Maximum Contaminant Level
	Percent recoveries and relative percent differences (RPDs) are determined by the software using values in the calculation which have not been rounded.
	No results have been blank subtracted unless specified in the case narrative section.

con-test®
A Pace Analytical® Laboratory

39 Spruce Street * East Longmeadow, MA 01028 * FAX 413/525-6405 * TEL. 413/525-2332

CERTIFICATIONS

Certified Analyses included in this Report

Analyte	Certifications
MADEP EPH rev 2.1 in Water	
C9-C18 Aliphatics	CT,NC,ME,NH-P
C19-C36 Aliphatics	CT,NC,ME,NH-P
Unadjusted C11-C22 Aromatics	CT,NC,ME,NH-P
C11-C22 Aromatics	CT,NC,ME,NH-P
Acenaphthene	CT,NC,ME,NH-P
Anthracene	CT,NC,ME,NH-P
Fluoranthene	CT,NC,ME,NH-P
Fluorene	CT,NC,ME
2-Methylnaphthalene	CT,NC
Naphthalene	CT,NC,ME,NH-P
Pyrene	CT,NC,ME,NH-P

Con-Test, a Pace Environmental Laboratory, operates under the following certifications and accreditations:

Code	Description	Number	Expires
AIHA	AIHA-LAP, LLC - ISO17025:2017	100033	03/1/2024
MA	Massachusetts DEP	M-MA100	06/30/2022
CT	Connecticut Department of Publilc Health	PH-0165	12/31/2022
NY	New York State Department of Health	10899 NELAP	04/1/2023
NH-S	New Hampshire Environmental Lab	2516 NELAP	02/5/2023
RI	Rhode Island Department of Health	LAO00373	12/30/2022
NC	North Carolina Div. of Water Quality	652	12/31/2022
NJ	New Jersey DEP	MA007 NELAP	06/30/2022
FL	Florida Department of Health	E871027 NELAP	06/30/2022
VT	Vermont Department of Health Lead Laboratory	LL720741	07/30/2022
ME	State of Maine	MA00100	06/9/2023
VA	Commonwealth of Virginia	460217	12/14/2022
NH-P	New Hampshire Environmental Lab	2557 NELAP	09/6/2022
VT-DW	Vermont Department of Health Drinking Water	VT-255716	06/12/2022
NC-DW	North Carolina Department of Health	25703	07/31/2022
PA	Commonwealth of Pennsylvania DEP	68-05812	06/30/2022
MI	Dept. of Env, Great Lakes, and Energy	9100	09/6/2022

con-test ANALYTICAL LABORATORY

22C1513

Phone: 413-525-2332
Fax: 413-525-6405
Email: info@contestlabs.com

http://www.contestlabs.com

Doc # 381 Rev 0 5 8 2015

CHAIN OF CUSTODY RECORD

39 Spruce Street
East Longmeadow, MA 01028

Page 1 of 2

Company Name:	Weston & Sampson - (for Eversource Energy)
Address:	712 Brook Street, Rocky Hill, CT 06067
Phone:	(860) 513-1473
Project Name:	Simsbury AWC
Project Location:	Simsbury, CT
Project Number:	Client PO = 11003487
Project Manager:	Laura Yellen
Con-Test Bid:	n/a
Invoice Recipient:	Eversource (Drew Blicharz)
Sampled By:	Will Sirotnak

Requested Turnaround Time
7-Day ☐ 10-Day ☐
Other: ☐ 5-7 Bus. Days ☑

Rush-Approval Required
1-Day ☐ 3-Day ☐
2-Day ☐ 4-Day ☐

Data Delivery
Format: PDF ☑ EXCEL ☑
Other:
Enhanced Data Package Required: ☐
Email To: yellenl@wseinc.com
Fax To #: sirotnakw@wseinc.com

Con-Test Work Order#	Client Sample ID / Description	Beginning Date/Time	Ending Date/Time	Composite	Grab	*Matrix Code	Conc Code	VOCs (8260)	PAHs *1	CT ETPH	VPH (HOLD)	EPH (Extract and HOLD)	PCBs
	MW-203	3/22/22	1458		X	GW	U			X			
	MW-2A		1355							X			
	CCA-3		1000						X				
	MW-102		920					X		X			
	MW-10		1100							X			
1	MW-11A		1145							X	X	X	
	MW-T3		1157							X			
2	MW-T6		927							X	X	X	
3	MW-TRW1		1041							X	X	X	
	MW-401		1450							X			X

ANALYSIS REQUESTED

# of Containers	2	2	2	2	2	2
[2] Preservation Code	H,I	I	I	H,I	H,I	I
[3] Container Code	V	A	A	V	A	A

Dissolved Metals Samples
O Field Filtered
O Lab to Filter

Orthophosphate Samples
O Field Filtered
O Lab to Filter

Comments: (1) Please bill Eversource directly - Send invoice and results to drew.blicharz@eversource.com

*1 - Run all PAH samples using SIM method at low detection limits. Eversource PO# 11003487

Please use the following co... within th... H - High; M - Mediu...

Activate samples -02 & -03 for EPH per Laura Y.

-KKM 3/30/22

Relinquished by: (signature)		Date/Time: 3/23/22
Received by: (signature)	11:00	Date/Time: 3-23-22
Relinquished by: (signature)	11:40	Date/Time: 3-23-22
Received by: (signature)	1140	Date/Time: 3/23/22
Relinquished by: (signature)		Date/Time:
Received by: (signature)		Date/Time:

Detection Limit Requirements
MA
CT — CTDEEP RSRs (includes RES DEC & GA PMC)
Other:

Program Information
O MCP Analytical Certification Form Required
● RCP Analysis Certification Form Required
O MA State DW Form Required
PWSID # _____

NELAC and AIHA-LAP, LLC Accredited

TURNAROUND TIME (BUSINESS DAYS) STARTS AT 9:00 AM THE DAY AFTER SAMPLE RECEIPT UNLESS THERE ARE QUESTIONS ON THIS CHAIN. IF THIS FORM IS NOT FILLED OUT COMPLETELY OR IS INCORRECT, TURNAROUND TIME CANNOT START UNTIL ALL QUESTIONS HAVE BEEN ANSWERED.

PLEASE BE CAREFUL NOT TO CONTAMINATE THIS DOCUMENT

[1] **Matrix Codes:**
GW = Ground Water
WW = Waste Water
DW = Drinking Water
A = Air
S = Soil/Solid
SL = Sludge
O = Other (please define) _____

[2] **Preservation Codes:**
I = Iced
H = HCL
M = Methanol
N = Nitric Acid
S = Sulfuric Acid
B = Sodium Bisulfate
X = Sodium Hydroxide
T = Sodium Thiosulfate
O = Other (please define) _____

[3] **Container Codes:**
A = Amber Glass
G = Glass
P = Plastic
ST = Sterile
V = Vial
S = Summa Canister
T = Tedlar Bag
O = Other (please define) _____

Table of Contents

con-test® ANALYTICAL LABORATORY

Phone: 413-525-2332
Fax: 413-525-6405
Email: info@contestlabs.com

http://www.contestlabs.com

Doc # 381 Rev 0 5 8 2015

CHAIN OF CUSTODY RECORD

39 Spruce Street
East Longmeadow, MA 01028

Page 2 of 2

Company Name:	Weston & Sampson - (for Eversource Energy)
Address:	712 Brook Street, Rocky Hill, CT 06067
Phone:	(860) 513-1473
Project Name:	Simsbury AWC
Project Location:	Simsbury, CT
Project Number:	Client PO = 11003487
Project Manager:	Laura Yellen
Con-Test Bid:	n/a
Invoice Recipient:	Eversource (Drew Blicharz)
Sampled By:	Will Sirotnak

Requested Turnaround Time
7-Day ☐ 10-Day ☐
Other: ☐ 5-7 Bus. Days ☑

Rush-Approval Required
1-Day ☐ 3-Day ☐
2-Day ☐ 4-Day ☐

Data Delivery
Format: PDF ☑ EXCEL ☑
Other:
Enhanced Data Package Required: ☐
Email To: yellenl@wseinc.com
Fax To #: sirotnakw@wseinc.com

Con-Test Work Order#	Client Sample ID / Description	Beginning Date/Time	Ending Date/Time	Composite	Grab	Matrix Code	Conc Code	VOCs (8260)	PAHs *1	CT ETPH	VPH (HOLD)	EPH (Extract and HOLD)	PCBs								
								2	2	2	2	2	2								
								H,I	I	I	H,I	H,I	I								
								V	A	A	V	A	A								
	Dup - 1	3/22/22	—		X	GW	U			X	X	X									
	Trip Blanks	"	—					X													

ANALYSIS REQUESTED

# of Containers
[2] Preservation Code
[3] Container Code

Dissolved Metals Samples
O Field Filtered
O Lab to Filter

Orthophosphate Samples
O Field Filtered
O Lab to Filter

[1] Matrix Codes:
GW = Ground Water
WW = Waste Water
DW = Drinking Water
A = Air
S = Soil/Solid
SL = Sludge
O = Other (please define) _____

[2] Preservation Codes:
I = Iced
H = HCL
M = Methanol
N = Nitric Acid
S = Sulfuric Acid
B = Sodium Bisulfate
X = Sodium Hydroxide
T = Sodium Thiosulfate
O = Other (please define) _____

[3] Container Codes:
A = Amber Glass
G = Glass
P = Plastic
ST = Sterile
V = Vial
S = Summa Canister
T = Tedlar Bag
O = Other (please define) _____

Comments: (1) Please bill Eversource directly - Send invoice and results to drew.blicharz@eversource.com

*1 - Run all PAH samples using SIM method at low detection limits. Eversource PO# 11003487

Please use the following codes to indicate possible sample concentration within the **Conc Code** column above:
H - High; M - Medium; L - Low; C - Clean; U - Unknown

Relinquished by: (signature)	3/23/22	Date/Time:
Received by: (signature)	11:00	Date/Time: 5-23-2022
Relinquished by: (signature)	11:40	Date/Time: 3-23-22
Received by: (signature)		Date/Time:
Relinquished by: (signature)		Date/Time:
Received by: (signature)		Date/Time:

Detection Limit Requirements
MA
CT CTDEEP RSRs (includes RES DEC & GA PMC)
Other:

Program Information
O MCP Analytical Certification Form Required
● RCP Analysis Certification Form Required
O MA State DW Form Required
PWSID # _____

NELAC and AIHA-LAP, LLC Accredited

TURNAROUND TIME (BUSINESS DAYS) STARTS AT 9:00 AM THE DAY AFTER SAMPLE RECEIPT UNLESS THERE ARE QUESTIONS ON THIS CHAIN. IF THIS FORM IS NOT FILLED OUT COMPLETELY OR IS INCORRECT, TURNAROUND TIME CANNOT START UNTIL ALL QUESTIONS HAVE BEEN ANSWERED.

PLEASE BE CAREFUL NOT TO CONTAMINATE THIS DOCUMENT

I Have Not Confirmed Sample Container Numbers With Lab Staff Before Relinquishing Over Samples_____

con-test® ANALYTICAL LABORATORY

Doc# 277 Rev 5 2017

Login Sample Receipt Checklist - (Rejection Criteria Listing - Using Acceptance Policy) Any False Statement will be brought to the attention of the Client - State True or False

Client Weston and Sampson (for eversource energy)

Received By IA Date 3/23/22 Time 1140

How were the samples received? In Cooler T No Cooler _____ On Ice T No Ice _____

Direct from Sampling F Ambient _____ Melted Ice _____

Were samples within Temperature? 2-6°C T By Gun # S Actual Temp - 4.6

By Blank # _____ Actual Temp - _____

Was Custody Seal Intact? N/A Were Samples Tampered with? F

Was COC Relinquished ? T Does Chain Agree With Samples? T

Are there broken/leaking/loose caps on any samples? F

Is COC in ink/ Legible? T Were samples received within holding time? T

Did COC include all pertinent Information? Client T Project T Analysis C ID's T Sampler Name T Collection Dates/Times T

Are Sample labels filled out and legible? T

Are there Lab to Filters? F Who was notified? _____

Are there Rushes? F Who was notified? _____

Are there Short Holds? F Who was notified? _____

Is there enough Volume? T

Is there Headspace where applicable? NA MS/MSD? F

Proper Media/Containers Used? T Is splitting samples required? F

Were trip blanks received? ALT On COC? F

Do all samples have the proper pH? N/A Acid _____ Base _____

Vials	#	Containers:	#		#		#
Unp-		1 Liter Amb.	8	1 Liter Plastic		16 oz Amb.	
HCL-		500 mL Amb.		500 mL Plastic		8oz Amb/Clear	
Meoh-		250 mL Amb.		250 mL Plastic		4oz Amb/Clear	
Bisulfate-		Flashpoint		Col./Bacteria		2oz Amb/Clear	
DI-		Other Glass		Other Plastic		Encore	
Thiosulfate-		SOC Kit		Plastic Bag		Frozen:	
Sulfuric-		Perchlorate		Ziplock			

Unused Media

Vials	#	Containers:	#		#		#
Unp-		1 Liter Amb.		1 Liter Plastic		16 oz Amb.	
HCL-		500 mL Amb.		500 mL Plastic		8oz Amb/Clear	
Meoh-		250 mL Amb.		250 mL Plastic		4oz Amb/Clear	
Bisulfate-		Col./Bacteria		Flashpoint		2oz Amb/Clear	
DI-		Other Plastic		Other Glass		Encore	
Thiosulfate-		SOC Kit		Plastic Bag		Frozen:	
Sulfuric-		Perchlorate		Ziplock			

Comments:

REASONABLE CONFIDENCE PROTOCOL
LABORATORY ANALYSIS QA/QC CERTIFICATION FORM

Laboratory Name: Con-Test, a Pace Analytical Laboratory

Client: Weston & Sampson

Project Location: Simsbury, CT

Project Number: 22C1513

Laboratory Sample ID(s):
22C1513-01 thru 22C1513-04

Sample Date(s):
03/22/2022

List RCP Methods Used:
MADEP EPH rev 2.1, SW-846 8270E

1	For each analytical method referenced in this laboratory report package, were all specified QA/QC performance criteria followed, including the requirement to explain any criteria falling outside of acceptable guidelines, as specified in the CTDEP method-specific Reasonable Confidence Protocol documents?	☑ Yes ☐ No
1A	Were the method specified preservation and holding time requirements met?	☑ Yes ☐ No
1B	VPH and EPH Methods only: Was the VPH and EPH method conducted without significant modifications (see Section 11.3 of respective RCP methods)?	☑ Yes ☐ No ☐ N/A
2	Were all samples received by the laboratory in a condition consistent with that described on the associated chain-of-custody document(s)?	☑ Yes ☐ No
3	Were samples received at an appropriate temperature (< 6 degrees C.)?	☑ Yes ☐ No ☐ N/A
4	Were all QA/QC performance criteria specified in the CTDEP Reasonable Confidence Protocol documents achieved?	☑ Yes ☐ No
5A	Were reporting limits specified or referenced on the chain-of-custody?	☑ Yes ☐ No
5B	Were these reporting limits met?	☑ Yes ☐ No
6	For each analytical method referenced in this laboratory report package, were results reported for all constituents identified in the method-specific analyte lists presented in the Reasonable Confidence Protocol documents?	☑ Yes ☐ No
7	Are project-specific matrix spikes and laboratory duplicates included in this data set?	☐ Yes ☑ No

Notes: For all questions to which the response was "No" (with the exception of question #7), additional information must be provided in an attached narrative. If the answer to question #1, #1A, or #1B is "No", the data package does not meet the requirements for "Reasonable Confidence."
This form may not be altered and all questions must be answered.

Lisa A. Worthington

I, the undersigned, attest under the pains and penalties of perjury that, to the best of my knowledge and belief and based upon my personal inquiry of those responsible for providing the information contained in this analytical report, such information is accurate and complete.

Authorized Signature: Lisa Worthington **Position:** **Technical Representative**

Printed Name: **Lisa A. Worthington** **Date:** **04/06/22**

Name of Laboratory: **Con-Test, a Pace Analytical Laboratory**

This certification form is to be used for RCP methods only.

con-test®
A Pace Analytical® Laboratory

39 Spruce Street * East Longmeadow, MA 01028 * FAX 413/525-6405 * TEL. 413/525-2332

April 4, 2022

Laura Yellen
Weston & Sampson
712 Brook Street, Suite 103
Rocky Hill, CT 06067

Project Location: Simsbury, CT
Client Job Number:
Project Number: 2180209
Laboratory Work Order Number: 22C1611

Enclosed are results of analyses for samples as received by the laboratory on March 24, 2022. If you have any questions concerning this report, please feel free to contact me.

Sincerely,

Kerry K. McGee
Project Manager

Table of Contents

Sample Summary 3

Case Narrative 4

Sample Results 5

22C1611-03 5

Sample Preparation Information 8

QC Data 9

Semivolatile Organic Compounds by GC/MS 9

B304483 9

Petroleum Hydrocarbons Analyses - EPH 10

B304272 10

Petroleum Hydrocarbons Analyses - VPH 12

B304712 12

Flag/Qualifier Summary 14

Certifications 15

Chain of Custody/Sample Receipt 16

con-test®
A Pace Analytical® Laboratory

39 Spruce Street * East Longmeadow, MA 01028 * FAX 413/525-6405 * TEL. 413/525-2332

Weston & Sampson
712 Brook Street, Suite 103
Rocky Hill, CT 06067
ATTN: Laura Yellen

REPORT DATE: 4/4/2022

PURCHASE ORDER NUMBER: 11003487

PROJECT NUMBER: 2180209

ANALYTICAL SUMMARY

WORK ORDER NUMBER: 22C1611

The results of analyses performed on the following samples submitted to CON-TEST, a Pace Analytical Laboratory, are found in this report.

PROJECT LOCATION: Simsbury, CT

FIELD SAMPLE #	LAB ID:	MATRIX	SAMPLE DESCRIPTION	TEST	SUB LAB
MW-202	22C1611-03	Ground Water		MADEP EPH rev 2.1 MADEP-VPH-Feb 2018 Rev 2.1 SW-846 8270E	

con-test®
A Pace Analytical® Laboratory

39 Spruce Street * East Longmeadow, MA 01028 * FAX 413/525-6405 * TEL. 413/525-2332

CASE NARRATIVE SUMMARY

All reported results are within defined laboratory quality control objectives unless listed below or otherwise qualified in this report.

For method 8270E, only a select list of PAHs was analyzed and reported in order to achieve lower detection limits than possible with EPH analysis.

MADEP-VPH-Feb 2018 Rev 2.1

No significant modifications were made to the method. All VPH samples were received preserved properly at pH <2 in the proper containers as specified on the chain-of-custody form unless specified in this narrative.

Analytical column used for VPH analysis is Restek, Rtx-502.2, 105meter, 0.53mmID, 3um df. Trap used for VPH analysis is Carbopack B/CarboSieveS-III.

The results of analyses reported only relate to samples submitted to Con-Test, a Pace Analytical Laboratory, for testing.
I certify that the analyses listed above, unless specifically listed as subcontracted, if any, were performed under my direction according to the approved methodologies listed in this document, and that based upon my inquiry of those individuals immediately responsible for obtaining the information, the material contained in this report is, to the best of my knowledge and belief, accurate and complete.

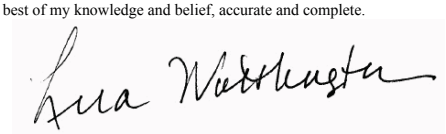

Lisa A. Worthington
Technical Representative

con-test®
A Pace Analytical® Laboratory
39 Spruce Street * East Longmeadow, MA 01028 * FAX 413/525-6405 * TEL. 413/525-2332

Project Location: Simsbury, CT | Sample Description: | Work Order: 22C1611

Date Received: 3/24/2022

Field Sample #: MW-202 | Sampled: 3/23/2022 09:57

Sample ID: 22C1611-03

Sample Matrix: Ground Water

Semivolatile Organic Compounds by GC/MS

Analyte	Results	RL	Units	Dilution	Flag/Qual	Method	Date Prepared	Date/Time Analyzed	Analyst
Acenaphthylene (SIM)	ND	0.20	µg/L	1		SW-846 8270E	3/28/22	4/1/22 9:21	IMR
Benzo(a)anthracene (SIM)	ND	0.050	µg/L	1		SW-846 8270E	3/28/22	4/1/22 9:21	IMR
Benzo(a)pyrene (SIM)	ND	0.099	µg/L	1		SW-846 8270E	3/28/22	4/1/22 9:21	IMR
Benzo(b)fluoranthene (SIM)	ND	0.050	µg/L	1		SW-846 8270E	3/28/22	4/1/22 9:21	IMR
Benzo(g,h,i)perylene (SIM)	ND	0.099	µg/L	1		SW-846 8270E	3/28/22	4/1/22 9:21	IMR
Benzo(k)fluoranthene (SIM)	ND	0.20	µg/L	1		SW-846 8270E	3/28/22	4/1/22 9:21	IMR
Chrysene (SIM)	ND	0.099	µg/L	1		SW-846 8270E	3/28/22	4/1/22 9:21	IMR
Dibenz(a,h)anthracene (SIM)	ND	0.099	µg/L	1		SW-846 8270E	3/28/22	4/1/22 9:21	IMR
Indeno(1,2,3-cd)pyrene (SIM)	ND	0.099	µg/L	1		SW-846 8270E	3/28/22	4/1/22 9:21	IMR
Phenanthrene (SIM)	ND	0.050	µg/L	1		SW-846 8270E	3/28/22	4/1/22 9:21	IMR

Surrogates	% Recovery	Recovery Limits	Flag/Qual				
o-Terphenyl (OTP)	81.4	30-130				4/1/22 9:21	

con-test®
A Pace Analytical® Laboratory
39 Spruce Street * East Longmeadow, MA 01028 * FAX 413/525-6405 * TEL. 413/525-2332

Project Location: Simsbury, CT | Sample Description: | Work Order: 22C1611

Date Received: 3/24/2022

Field Sample #: MW-202 | Sampled: 3/23/2022 09:57

Sample ID: 22C1611-03

Sample Matrix: Ground Water

Petroleum Hydrocarbons Analyses - EPH

Analyte	Results	RL	Units	Dilution	Flag/Qual	Method	Date Prepared	Date/Time Analyzed	Analyst
C9-C18 Aliphatics	ND	99	µg/L	1		MADEP EPH rev 2.1	3/28/22	3/31/22 12:19	TYH
C19-C36 Aliphatics	ND	99	µg/L	1		MADEP EPH rev 2.1	3/28/22	3/31/22 12:19	TYH
Unadjusted C11-C22 Aromatics	ND	99	µg/L	1		MADEP EPH rev 2.1	3/28/22	3/31/22 12:19	TYH
C11-C22 Aromatics	ND	99	µg/L	1		MADEP EPH rev 2.1	3/28/22	3/31/22 12:19	TYH
Acenaphthene	ND	2.0	µg/L	1		MADEP EPH rev 2.1	3/28/22	3/31/22 12:19	TYH
Anthracene	ND	2.0	µg/L	1		MADEP EPH rev 2.1	3/28/22	3/31/22 12:19	TYH
Fluoranthene	ND	2.0	µg/L	1		MADEP EPH rev 2.1	3/28/22	3/31/22 12:19	TYH
Fluorene	ND	2.0	µg/L	1		MADEP EPH rev 2.1	3/28/22	3/31/22 12:19	TYH
2-Methylnaphthalene	ND	2.0	µg/L	1		MADEP EPH rev 2.1	3/28/22	3/31/22 12:19	TYH
Naphthalene	ND	2.0	µg/L	1		MADEP EPH rev 2.1	3/28/22	3/31/22 12:19	TYH
Pyrene	ND	2.0	µg/L	1		MADEP EPH rev 2.1	3/28/22	3/31/22 12:19	TYH

Surrogates	% Recovery	Recovery Limits	Flag/Qual	
Chlorooctadecane (COD)	85.8	40-140		3/31/22 12:19
o-Terphenyl (OTP)	79.8	40-140		3/31/22 12:19
2-Bromonaphthalene	103	40-140		3/31/22 12:19
2-Fluorobiphenyl	102	40-140		3/31/22 12:19

con-test®
A Pace Analytical® Laboratory
39 Spruce Street * East Longmeadow, MA 01028 * FAX 413/525-6405 * TEL. 413/525-2332

Project Location: Simsbury, CT | Sample Description: | Work Order: 22C1611

Date Received: 3/24/2022

Field Sample #: MW-202 | Sampled: 3/23/2022 09:57

Sample ID: 22C1611-03

Sample Matrix: Ground Water

Petroleum Hydrocarbons Analyses - VPH

Analyte	Results	RL	Units	Dilution	Flag/Qual	Method	Date Prepared	Date/Time Analyzed	Analyst
Unadjusted C5-C8 Aliphatics	ND	100	µg/L	1		MADEP-VPH-Feb 2018 Rev 2.1	4/1/22	4/1/22 13:33	KMB
C5-C8 Aliphatics	ND	100	µg/L	1		MADEP-VPH-Feb 2018 Rev 2.1	4/1/22	4/1/22 13:33	KMB
Unadjusted C9-C12 Aliphatics	ND	100	µg/L	1		MADEP-VPH-Feb 2018 Rev 2.1	4/1/22	4/1/22 13:33	KMB
C9-C12 Aliphatics	ND	100	µg/L	1		MADEP-VPH-Feb 2018 Rev 2.1	4/1/22	4/1/22 13:33	KMB
C9-C10 Aromatics	ND	100	µg/L	1		MADEP-VPH-Feb 2018 Rev 2.1	4/1/22	4/1/22 13:33	KMB
Benzene	ND	1.0	µg/L	1		MADEP-VPH-Feb 2018 Rev 2.1	4/1/22	4/1/22 13:33	KMB
Ethylbenzene	ND	1.0	µg/L	1		MADEP-VPH-Feb 2018 Rev 2.1	4/1/22	4/1/22 13:33	KMB
Methyl tert-Butyl Ether (MTBE)	ND	1.0	µg/L	1		MADEP-VPH-Feb 2018 Rev 2.1	4/1/22	4/1/22 13:33	KMB
Naphthalene	ND	5.0	µg/L	1		MADEP-VPH-Feb 2018 Rev 2.1	4/1/22	4/1/22 13:33	KMB
Toluene	ND	1.0	µg/L	1		MADEP-VPH-Feb 2018 Rev 2.1	4/1/22	4/1/22 13:33	KMB
m+p Xylene	ND	2.0	µg/L	1		MADEP-VPH-Feb 2018 Rev 2.1	4/1/22	4/1/22 13:33	KMB
o-Xylene	ND	1.0	µg/L	1		MADEP-VPH-Feb 2018 Rev 2.1	4/1/22	4/1/22 13:33	KMB

Surrogates	% Recovery	Recovery Limits	Flag/Qual	
2,5-Dibromotoluene (FID)	70.0	70-130		4/1/22 13:33
2,5-Dibromotoluene (PID)	71.7	70-130		4/1/22 13:33

con-test®
A Pace Analytical® Laboratory

39 Spruce Street * East Longmeadow, MA 01028 * FAX 413/525-6405 * TEL. 413/525-2332

Sample Extraction Data

Prep Method: SW-846 3510C **Analytical Method: MADEP EPH rev 2.1**

Lab Number [Field ID]	Batch	Initial [mL]	Final [mL]	Date
22C1611-03 [MW-202]	B304272	1010	2.00	03/28/22

Prep Method: MA VPH **Analytical Method: MADEP-VPH-Feb 2018 Rev 2.1**

Lab Number [Field ID]	Batch	Initial [mL]	Final [mL]	Date
22C1611-03 [MW-202]	B304712	5	5.00	04/01/22

Prep Method: SW-846 3510C **Analytical Method: SW-846 8270E**

Lab Number [Field ID]	Batch	Initial [mL]	Final [mL]	Date
22C1611-03 [MW-202]	B304483	1010	1.00	03/28/22

con-test®
A Pace Analytical® Laboratory

39 Spruce Street * East Longmeadow, MA 01028 * FAX 413/525-6405 * TEL. 413/525-2332

QUALITY CONTROL

Semivolatile Organic Compounds by GC/MS - Quality Control

Analyte	Result	Reporting Limit	Units	Spike Level	Source Result	%REC	%REC Limits	RPD	RPD Limit	Notes
Batch B304483 - SW-846 3510C										
Blank (B304483-BLK1)				Prepared: 03/28/22 Analyzed: 03/30/22						
Acenaphthylene (SIM)	ND	0.20	µg/L							
Benzo(a)anthracene (SIM)	ND	0.050	µg/L							
Benzo(a)pyrene (SIM)	ND	0.10	µg/L							
Benzo(b)fluoranthene (SIM)	ND	0.050	µg/L							
Benzo(g,h,i)perylene (SIM)	ND	0.10	µg/L							
Benzo(k)fluoranthene (SIM)	ND	0.20	µg/L							
Chrysene (SIM)	ND	0.10	µg/L							
Dibenz(a,h)anthracene (SIM)	ND	0.10	µg/L							
Indeno(1,2,3-cd)pyrene (SIM)	ND	0.10	µg/L							
Phenanthrene (SIM)	ND	0.050	µg/L							
Surrogate: o-Terphenyl (OTP)	*72.6*		µg/L	100		72.6	30-130			
LCS (B304483-BS1)				Prepared: 03/28/22 Analyzed: 03/30/22						
Acenaphthylene (SIM)	69.8	8.0	µg/L	100		69.8	40-140			
Benzo(a)anthracene (SIM)	83.6	2.0	µg/L	100		83.6	40-140			
Benzo(a)pyrene (SIM)	86.5	4.0	µg/L	100		86.5	40-140			
Benzo(b)fluoranthene (SIM)	90.5	2.0	µg/L	100		90.5	40-140			
Benzo(g,h,i)perylene (SIM)	84.7	4.0	µg/L	100		84.7	40-140			
Benzo(k)fluoranthene (SIM)	80.9	8.0	µg/L	100		80.9	40-140			
Chrysene (SIM)	83.4	4.0	µg/L	100		83.4	40-140			
Dibenz(a,h)anthracene (SIM)	95.4	4.0	µg/L	100		95.4	40-140			
Indeno(1,2,3-cd)pyrene (SIM)	98.2	4.0	µg/L	100		98.2	40-140			
Phenanthrene (SIM)	79.0	2.0	µg/L	100		79.0	40-140			
Surrogate: o-Terphenyl (OTP)	*91.1*		µg/L	100		91.1	30-130			
LCS Dup (B304483-BSD1)				Prepared: 03/28/22 Analyzed: 03/30/22						
Acenaphthylene (SIM)	70.0	8.0	µg/L	100		70.0	40-140	0.229	20	
Benzo(a)anthracene (SIM)	80.9	2.0	µg/L	100		80.9	40-140	3.36	20	
Benzo(a)pyrene (SIM)	84.7	4.0	µg/L	100		84.7	40-140	2.10	20	
Benzo(b)fluoranthene (SIM)	87.8	2.0	µg/L	100		87.8	40-140	2.96	20	
Benzo(g,h,i)perylene (SIM)	82.5	4.0	µg/L	100		82.5	40-140	2.63	20	
Benzo(k)fluoranthene (SIM)	79.4	8.0	µg/L	100		79.4	40-140	1.80	20	
Chrysene (SIM)	80.8	4.0	µg/L	100		80.8	40-140	3.12	20	
Dibenz(a,h)anthracene (SIM)	93.7	4.0	µg/L	100		93.7	40-140	1.82	20	
Indeno(1,2,3-cd)pyrene (SIM)	97.1	4.0	µg/L	100		97.1	40-140	1.15	20	
Phenanthrene (SIM)	78.2	2.0	µg/L	100		78.2	40-140	1.02	20	
Surrogate: o-Terphenyl (OTP)	*92.4*		µg/L	100		92.4	30-130			

con-test®
A Pace Analytical® Laboratory

39 Spruce Street * East Longmeadow, MA 01028 * FAX 413/525-6405 * TEL. 413/525-2332

QUALITY CONTROL

Petroleum Hydrocarbons Analyses - EPH - Quality Control

Analyte	Result	Reporting Limit	Units	Spike Level	Source Result	%REC	%REC Limits	RPD	RPD Limit	Notes
Batch B304272 - SW-846 3510C										
Blank (B304272-BLK1)				Prepared: 03/28/22 Analyzed: 03/30/22						
C9-C18 Aliphatics	ND	100	µg/L							
C19-C36 Aliphatics	ND	100	µg/L							
Unadjusted C11-C22 Aromatics	ND	100	µg/L							
C11-C22 Aromatics	ND	100	µg/L							
Acenaphthene	ND	2.0	µg/L							
Anthracene	ND	2.0	µg/L							
Fluoranthene	ND	2.0	µg/L							
Fluorene	ND	2.0	µg/L							
2-Methylnaphthalene	ND	2.0	µg/L							
Naphthalene	ND	2.0	µg/L							
Pyrene	ND	2.0	µg/L							
Naphthalene-aliphatic fraction	ND	2.0	µg/L							
2-Methylnaphthalene-aliphatic fraction	ND	2.0	µg/L							
Surrogate: Chlorooctadecane (COD)	*84.4*		µg/L	100		84.4	40-140			
Surrogate: o-Terphenyl (OTP)	*80.5*		µg/L	100		80.5	40-140			
Surrogate: 2-Bromonaphthalene	*107*		µg/L	100		107	40-140			
Surrogate: 2-Fluorobiphenyl	*107*		µg/L	100		107	40-140			
LCS (B304272-BS1)				Prepared: 03/28/22 Analyzed: 03/30/22						
C9-C18 Aliphatics	438	100	µg/L	600		73.0	0-200			
C19-C36 Aliphatics	782	100	µg/L	800		97.8	0-200			
Unadjusted C11-C22 Aromatics	1400	100	µg/L	1700		82.4	0-200			
Acenaphthene	75.1	2.0	µg/L	100		75.1	40-140			
Anthracene	81.6	2.0	µg/L	100		81.6	40-140			
Fluoranthene	82.7	2.0	µg/L	100		82.7	40-140			
Fluorene	79.7	2.0	µg/L	100		79.7	40-140			
2-Methylnaphthalene	68.6	2.0	µg/L	100		68.6	40-140			
Naphthalene	62.3	2.0	µg/L	100		62.3	40-140			
Pyrene	83.7	2.0	µg/L	100		83.7	40-140			
Naphthalene-aliphatic fraction	ND	2.0	µg/L	100			0-5			
2-Methylnaphthalene-aliphatic fraction	ND	2.0	µg/L	100			0-5			
Surrogate: Chlorooctadecane (COD)	*86.8*		µg/L	100		86.8	40-140			
Surrogate: o-Terphenyl (OTP)	*82.6*		µg/L	100		82.6	40-140			
Surrogate: 2-Bromonaphthalene	*103*		µg/L	100		103	40-140			
Surrogate: 2-Fluorobiphenyl	*103*		µg/L	100		103	40-140			
LCS Dup (B304272-BSD1)				Prepared: 03/28/22 Analyzed: 03/30/22						
C9-C18 Aliphatics	438	100	µg/L	600		73.0	0-200	0.0456		
C19-C36 Aliphatics	776	100	µg/L	800		97.1	0-200	0.728		
Unadjusted C11-C22 Aromatics	1430	100	µg/L	1700		84.2	0-200	2.15		
Acenaphthene	79.4	2.0	µg/L	100		79.4	40-140	5.54	25	
Anthracene	83.4	2.0	µg/L	100		83.4	40-140	2.13	25	
Fluoranthene	83.9	2.0	µg/L	100		83.9	40-140	1.39	25	
Fluorene	83.4	2.0	µg/L	100		83.4	40-140	4.53	25	
2-Methylnaphthalene	71.8	2.0	µg/L	100		71.8	40-140	4.51	25	
Naphthalene	64.4	2.0	µg/L	100		64.4	40-140	3.39	25	
Pyrene	84.9	2.0	µg/L	100		84.9	40-140	1.46	25	
Naphthalene-aliphatic fraction	ND	2.0	µg/L	100			0-5			
2-Methylnaphthalene-aliphatic fraction	ND	2.0	µg/L	100			0-5			
Surrogate: Chlorooctadecane (COD)	*86.0*		µg/L	100		86.0	40-140			
Surrogate: o-Terphenyl (OTP)	*84.0*		µg/L	100		84.0	40-140			
Surrogate: 2-Bromonaphthalene	*104*		µg/L	100		104	40-140			

con-test®
A Pace Analytical® Laboratory

39 Spruce Street * East Longmeadow, MA 01028 * FAX 413/525-6405 * TEL. 413/525-2332

QUALITY CONTROL

Petroleum Hydrocarbons Analyses - EPH - Quality Control

Analyte	Result	Reporting Limit	Units	Spike Level	Source Result	%REC	%REC Limits	RPD	RPD Limit	Notes
Batch B304272 - SW-846 3510C										
LCS Dup (B304272-BSD1)				Prepared: 03/28/22 Analyzed: 03/30/22						
Surrogate: 2-Fluorobiphenyl	*104*		µg/L	100		104	40-140			

con-test®
A Pace Analytical® Laboratory

39 Spruce Street * East Longmeadow, MA 01028 * FAX 413/525-6405 * TEL. 413/525-2332

QUALITY CONTROL

Petroleum Hydrocarbons Analyses - VPH - Quality Control

Analyte	Result	Reporting Limit	Units	Spike Level	Source Result	%REC	%REC Limits	RPD	RPD Limit	Notes
Batch B304712 - MA VPH										
Blank (B304712-BLK1)				Prepared & Analyzed: 04/01/22						
Unadjusted C5-C8 Aliphatics	ND	100	µg/L							
C5-C8 Aliphatics	ND	100	µg/L							
Unadjusted C9-C12 Aliphatics	ND	100	µg/L							
C9-C12 Aliphatics	ND	100	µg/L							
C9-C10 Aromatics	ND	100	µg/L							
Benzene	ND	1.0	µg/L							
Butylcyclohexane	ND	1.0	µg/L							
Decane	ND	1.0	µg/L							
Ethylbenzene	ND	1.0	µg/L							
Methyl tert-Butyl Ether (MTBE)	ND	1.0	µg/L							
2-Methylpentane	ND	1.0	µg/L							
Naphthalene	ND	5.0	µg/L							
Nonane	ND	1.0	µg/L							
Pentane	ND	1.0	µg/L							
Toluene	ND	1.0	µg/L							
1,2,4-Trimethylbenzene	ND	1.0	µg/L							
2,2,4-Trimethylpentane	ND	1.0	µg/L							
m+p Xylene	ND	2.0	µg/L							
o-Xylene	ND	1.0	µg/L							
Surrogate: 2,5-Dibromotoluene (FID)	*33.6*		µg/L	40.0		84.1	70-130			
Surrogate: 2,5-Dibromotoluene (PID)	*36.4*		µg/L	40.0		90.9	70-130			
LCS (B304712-BS1)				Prepared & Analyzed: 04/01/22						
Benzene	47.5	1.0	µg/L	50.0		95.0	70-130			
Butylcyclohexane	59.1	1.0	µg/L	50.0		118	70-130			
Decane	43.2	1.0	µg/L	50.0		86.4	70-130			
Ethylbenzene	48.0	1.0	µg/L	50.0		95.9	70-130			
Methyl tert-Butyl Ether (MTBE)	51.9	1.0	µg/L	50.0		104	70-130			
2-Methylpentane	42.5	1.0	µg/L	50.0		85.0	70-130			
Naphthalene	57.9	5.0	µg/L	50.0		116	70-130			
Nonane	59.7	1.0	µg/L	50.0		119	30-130			
Pentane	41.9	1.0	µg/L	50.0		83.8	70-130			
Toluene	46.7	1.0	µg/L	50.0		93.5	70-130			
1,2,4-Trimethylbenzene	47.3	1.0	µg/L	50.0		94.6	70-130			
2,2,4-Trimethylpentane	42.1	1.0	µg/L	50.0		84.3	70-130			
m+p Xylene	96.5	2.0	µg/L	100		96.5	70-130			
o-Xylene	47.5	1.0	µg/L	50.0		95.0	70-130			
Surrogate: 2,5-Dibromotoluene (FID)	*34.9*		µg/L	40.0		87.3	70-130			
Surrogate: 2,5-Dibromotoluene (PID)	*37.9*		µg/L	40.0		94.8	70-130			
LCS Dup (B304712-BSD1)				Prepared & Analyzed: 04/01/22						
Benzene	49.3	1.0	µg/L	50.0		98.6	70-130	3.71	25	
Butylcyclohexane	60.5	1.0	µg/L	50.0		121	70-130	2.34	25	
Decane	44.6	1.0	µg/L	50.0		89.1	70-130	3.16	25	
Ethylbenzene	50.1	1.0	µg/L	50.0		100	70-130	4.35	25	
Methyl tert-Butyl Ether (MTBE)	52.7	1.0	µg/L	50.0		105	70-130	1.60	25	
2-Methylpentane	44.8	1.0	µg/L	50.0		89.6	70-130	5.31	25	
Naphthalene	59.8	5.0	µg/L	50.0		120	70-130	3.13	25	
Nonane	60.7	1.0	µg/L	50.0		121	30-130	1.62	25	
Pentane	44.6	1.0	µg/L	50.0		89.2	70-130	6.22	25	
Toluene	49.2	1.0	µg/L	50.0		98.5	70-130	5.20	25	
1,2,4-Trimethylbenzene	49.4	1.0	µg/L	50.0		98.8	70-130	4.37	25	

con-test®
A Pace Analytical® Laboratory

39 Spruce Street * East Longmeadow, MA 01028 * FAX 413/525-6405 * TEL. 413/525-2332

QUALITY CONTROL

Petroleum Hydrocarbons Analyses - VPH - Quality Control

Analyte	Result	Reporting Limit	Units	Spike Level	Source Result	%REC	%REC Limits	RPD	RPD Limit	Notes
Batch B304712 - MA VPH										
LCS Dup (B304712-BSD1)				Prepared & Analyzed: 04/01/22						
2,2,4-Trimethylpentane	42.9	1.0	µg/L	50.0		85.8	70-130	1.79	25	
m+p Xylene	101	2.0	µg/L	100		101	70-130	4.65	25	
o-Xylene	50.2	1.0	µg/L	50.0		100	70-130	5.46	25	
Surrogate: 2,5-Dibromotoluene (FID)	*40.9*		µg/L	40.0		102	70-130			
Surrogate: 2,5-Dibromotoluene (PID)	*41.3*		µg/L	40.0		103	70-130			

con-test®
A Pace Analytical® Laboratory

39 Spruce Street * East Longmeadow, MA 01028 * FAX 413/525-6405 * TEL. 413/525-2332

FLAG/QUALIFIER SUMMARY

*	QC result is outside of established limits.
†	Wide recovery limits established for difficult compound.
‡	Wide RPD limits established for difficult compound.
#	Data exceeded client recommended or regulatory level
ND	Not Detected
RL	Reporting Limit is at the level of quantitation (LOQ)
DL	Detection Limit is the lower limit of detection determined by the MDL study
MCL	Maximum Contaminant Level
	Percent recoveries and relative percent differences (RPDs) are determined by the software using values in the calculation which have not been rounded.
	No results have been blank subtracted unless specified in the case narrative section.

con-test®
A Pace Analytical® Laboratory

39 Spruce Street * East Longmeadow, MA 01028 * FAX 413/525-6405 * TEL. 413/525-2332

CERTIFICATIONS

Certified Analyses included in this Report

Analyte	Certifications
MADEP EPH rev 2.1 in Water	
C9-C18 Aliphatics	CT,NC,ME,NH-P
C19-C36 Aliphatics	CT,NC,ME,NH-P
Unadjusted C11-C22 Aromatics	CT,NC,ME,NH-P
C11-C22 Aromatics	CT,NC,ME,NH-P
Acenaphthene	CT,NC,ME,NH-P
Anthracene	CT,NC,ME,NH-P
Fluoranthene	CT,NC,ME,NH-P
Fluorene	CT,NC,ME
2-Methylnaphthalene	CT,NC
Naphthalene	CT,NC,ME,NH-P
Pyrene	CT,NC,ME,NH-P
MADEP-VPH-Feb 2018 Rev 2.1 in Water	
Unadjusted C5-C8 Aliphatics	CT,NC,ME,NH-P
C5-C8 Aliphatics	CT,NC,ME,NH-P
Unadjusted C9-C12 Aliphatics	CT,NC,ME,NH-P
C9-C12 Aliphatics	CT,NC,ME,NH-P
C9-C10 Aromatics	CT,NC,ME,NH-P
Benzene	CT,NC,ME,NH-P
Ethylbenzene	CT,NC,ME,NH-P
Methyl tert-Butyl Ether (MTBE)	CT,NC,ME,NH-P
Naphthalene	CT,NC,ME,NH-P
Toluene	CT,NC,ME,NH-P
m+p Xylene	CT,NC,ME,NH-P
o-Xylene	CT,NC,ME,NH-P

Con-Test, a Pace Environmental Laboratory, operates under the following certifications and accreditations:

Code	Description	Number	Expires
AIHA	AIHA-LAP, LLC - ISO17025:2017	100033	03/1/2024
MA	Massachusetts DEP	M-MA100	06/30/2022
CT	Connecticut Department of Publilc Health	PH-0165	12/31/2022
NY	New York State Department of Health	10899 NELAP	04/1/2023
NH-S	New Hampshire Environmental Lab	2516 NELAP	02/5/2023
RI	Rhode Island Department of Health	LAO00373	12/30/2022
NC	North Carolina Div. of Water Quality	652	12/31/2022
NJ	New Jersey DEP	MA007 NELAP	06/30/2022
FL	Florida Department of Health	E871027 NELAP	06/30/2022
VT	Vermont Department of Health Lead Laboratory	LL720741	07/30/2022
ME	State of Maine	MA00100	06/9/2023
VA	Commonwealth of Virginia	460217	12/14/2022
NH-P	New Hampshire Environmental Lab	2557 NELAP	09/6/2022
VT-DW	Vermont Department of Health Drinking Water	VT-255716	06/12/2022
NC-DW	North Carolina Department of Health	25703	07/31/2022
PA	Commonwealth of Pennsylvania DEP	68-05812	06/30/2022
MI	Dept. of Env, Great Lakes, and Energy	9100	09/6/2022

22C1611

con-test ANALYTICAL LABORATORY

Phone: 413-525-2332
Fax: 413-525-6405
Email: info@contestlabs.com

http://www.contestlabs.com

Doc # 381 Rev 0 5 8 2015

CHAIN OF CUSTODY RECORD

39 Spruce Street
East Longmeadow, MA 01028

Page 1 of 1

Company Name:	Weston & Sampson - (for Eversource Energy)
Address:	712 Brook Street, Rocky Hill, CT 06067
Phone:	(860) 513-1473
Project Name:	Simsbury AWC
Project Location:	Simsbury, CT
Project Number:	Client PO = 11003487
Project Manager:	Laura Yellen
Con-Test Bid:	n/a
Invoice Recipient:	Eversource (Drew Blicharz)
Sampled By:	Will Sirotnak

Requested Turnaround Time
7-Day ☐ 10-Day ☐
Other: ☐ 5-7 Bus. Days ☑

Rush-Approval Required
1-Day ☐ 3-Day ☐
2-Day ☐ 4-Day ☐

Data Delivery
Format: PDF ☑ EXCEL ☑
Other:
Enhanced Data Package Required: ☐
Email To: yellenl@wseinc.com
Fax To #: sirotnakw@wseinc.com

Con-Test Work Order#	Client Sample ID / Description	Beginning Date/Time	Ending Date/Time	Composite	Grab	Matrix Code	Conc Code	VOCs (8260)	PAHs *1	CT ETPH	VPH (HOLD)	EPH (Extract and HOLD)	PCBs
								2 H,I V	2 I A	2 I A	2 H,I V	2 H,I A	2 I A
1	CCA-5	3/23/22	1015		X	GW	U			X	X	X	
2	MW-101	"	1250							X	X	X	
	MW-310		845							X			
3	MW-202		957							X	X	X	
	Trip Blank	X	—					X					

ANALYSIS REQUESTED

Comments: (1) Please bill Eversource directly - Send invoice and results to drew.blicharz@eversource.com

*1 - Run all PAH samples using SIM method at low detection limits. Eversource PO# 11003487

Please use the following codes to indicate possible sample concentration within the **Conc Code** column above:
H - High; M - Medium; L - Low; C - Clean; U - Unknown

Relinquished by: (signature)	Date/Time: 3/24/22	
Received by: (signature) 12:20	Date/Time: 3-24-22	
Relinquished by: (signature) 15:10	Date/Time: 3-24-22	
Received by: (signature) 2.0 2 610	Date/Time: 3/24/22	
Relinquished by: (signature)	Date/Time:	
Received by: (signature)	Date/Time:	

Detection Limit Requirements
MA
CT CTDEEP RSRs (includes RES DEC & GA PMC)
Other:

Program Information
○ MCP Analytical Certification Form Required
● RCP Analysis Certification Form Required
○ MA State DW Form Required
PWSID # _____

NELAC and AIHA-LAP, LLC Accredited

TURNAROUND TIME (BUSINESS DAYS) STARTS AT 9:00 AM THE DAY AFTER SAMPLE RECEIPT UNLESS THERE ARE QUESTIONS ON THIS CHAIN. IF THIS FORM IS NOT FILLED OUT COMPLETELY OR IS INCORRECT, TURNAROUND TIME CANNOT START UNTIL ALL QUESTIONS HAVE BEEN ANSWERED.

PLEASE BE CAREFUL NOT TO CONTAMINATE THIS DOCUMENT

# of Containers
[2] Preservation Code
[3] Container Code

Dissolved Metals Samples
○ Field Filtered
○ Lab to Filter

Orthophosphate Samples
○ Field Filtered
○ Lab to Filter

[1] Matrix Codes:
GW = Ground Water
WW = Waste Water
DW = Drinking Water
A = Air
S = Soil/Solid
SL = Sludge
O = Other (please define) _____

[2] Preservation Codes:
I = Iced
H = HCL
M = Methanol
N = Nitric Acid
S = Sulfuric Acid
B = Sodium Bisulfate
X = Sodium Hydroxide
T = Sodium Thiosulfate
O = Other (please define) _____

[3] Container Codes:
A = Amber Glass
G = Glass
P = Plastic
ST = Sterile
V = Vial
S = Summa Canister
T = Tedlar Bag
O = Other (please define) _____

I Have Not Confirmed Sample Container Numbers With Lab Staff Before Relinquishing Over Samples_____

con-test® ANALYTICAL LABORATORY

Doc# 277 Rev 5 2017

Login Sample Receipt Checklist - (Rejection Criteria Listing - Using Acceptance Policy) Any False Statement will be brought to the attention of the Client - State True or False

Client Weston + Sampson

Received By DK Date 3/24/22 Time 1510

How were the samples received? In Cooler T No Cooler _____ On Ice T No Ice _____

Direct from Sampling _____ Ambient _____ Melted Ice _____

Were samples within Temperature? 2-6°C T By Gun # 3 Actual Temp - 2.0

By Blank # _____ Actual Temp - _____

Was Custody Seal Intact? NA Were Samples Tampered with? NA

Was COC Relinquished ? T Does Chain Agree With Samples? T

Are there broken/leaking/loose caps on any samples? F

Is COC in ink/ Legible? T Were samples received within holding time? T

Did COC include all pertinent Information? Client T Project T Analysis T ID's T Sampler Name T Collection Dates/Times T

Are Sample labels filled out and legible? T

Are there Lab to Filters? F Who was notified? _____

Are there Rushes? F Who was notified? _____

Are there Short Holds? F Who was notified? _____

Is there enough Volume? T

Is there Headspace where applicable? F MS/MSD? F

Proper Media/Containers Used? T Is splitting samples required? F

Were trip blanks received? F On COC? F

Do all samples have the proper pH? Acid T Base _____

Vials	#	Containers:	#		#		#
Unp-		1 Liter Amb.	6	1 Liter Plastic		16 oz Amb.	
HCL-	6	500 mL Amb.		500 mL Plastic		8oz Amb/Clear	
Meoh-		250 mL Amb.		250 mL Plastic		4oz Amb/Clear	
Bisulfate-		Flashpoint		Col./Bacteria		2oz Amb/Clear	
DI-		Other Glass		Other Plastic		Encore	
Thiosulfate-		SOC Kit		Plastic Bag		Frozen:	
Sulfuric-		Perchlorate		Ziplock			

Unused Media

Vials	#	Containers:	#		#		#
Unp-		1 Liter Amb.		1 Liter Plastic		16 oz Amb.	
HCL-		500 mL Amb.		500 mL Plastic		8oz Amb/Clear	
Meoh-		250 mL Amb.		250 mL Plastic		4oz Amb/Clear	
Bisulfate-		Col./Bacteria		Flashpoint		2oz Amb/Clear	
DI-		Other Plastic		Other Glass		Encore	
Thiosulfate-		SOC Kit		Plastic Bag		Frozen:	
Sulfuric-		Perchlorate		Ziplock			

Comments:

Extract + Hold

REASONABLE CONFIDENCE PROTOCOL
LABORATORY ANALYSIS QA/QC CERTIFICATION FORM

Laboratory Name: Con-Test, a Pace Analytical Laboratory

Client: Weston & Sampson

Project Location: Simsbury, CT

Project Number: 22C1611

Laboratory Sample ID(s):

22C1611-01 thru 22C1611-03

Sample Date(s):

03/23/2022

List RCP Methods Used:

MADEP EPH rev 2.1, MADEP-VPH-Feb 2018 Rev 2.1, SW-846 8270E

1	For each analytical method referenced in this laboratory report package, were all specified QA/QC performance criteria followed, including the requirement to explain any criteria falling outside of acceptable guidelines, as specified in the CTDEP method-specific Reasonable Confidence Protocol documents?	☑ Yes ☐ No
1A	Were the method specified preservation and holding time requirements met?	☑ Yes ☐ No
1B	VPH and EPH Methods only: Was the VPH and EPH method conducted without significant modifications (see Section 11.3 of respective RCP methods)?	☑ Yes ☐ No ☐ N/A
2	Were all samples received by the laboratory in a condition consistent with that described on the associated chain-of-custody document(s)?	☑ Yes ☐ No
3	Were samples received at an appropriate temperature (< 6 degrees C.)?	☑ Yes ☐ No ☐ N/A
4	Were all QA/QC performance criteria specified in the CTDEP Reasonable Confidence Protocol documents achieved?	☑ Yes ☐ No
5A	Were reporting limits specified or referenced on the chain-of-custody?	☑ Yes ☐ No
5B	Were these reporting limits met?	☑ Yes ☐ No
6	For each analytical method referenced in this laboratory report package, were results reported for all constituents identified in the method-specific analyte lists presented in the Reasonable Confidence Protocol documents?	☑ Yes ☐ No
7	Are project-specific matrix spikes and laboratory duplicates included in this data set?	☐ Yes ☑ No

Notes: For all questions to which the response was "No" (with the exception of question #7), additional information must be provided in an attached narrative. If the answer to question #1, #1A, or #1B is "No", the data package does not meet the requirements for "Reasonable Confidence."
This form may not be altered and all questions must be answered.

Lisa A. Worthington

I, the undersigned, attest under the pains and penalties of perjury that, to the best of my knowledge and belief and based upon my personal inquiry of those responsible for providing the information contained in this analytical report, such information is accurate and complete.

Authorized Signature: Lisa Worthington **Position:** **Technical Representative**

Printed Name: **Lisa A. Worthington** **Date:** **04/04/22**

Name of Laboratory: **Con-Test, a Pace Analytical Laboratory**

This certification form is to be used for RCP methods only.

con-test®
A Pace Analytical® Laboratory

39 Spruce Street * East Longmeadow, MA 01028 * FAX 413/525-6405 * TEL. 413/525-2332

April 1, 2022

Laura Yellen
Weston & Sampson
712 Brook Street, Suite 103
Rocky Hill, CT 06067

Project Location: Simsbury, CT
Client Job Number:
Project Number: 2180209
Laboratory Work Order Number: 22C1990

Enclosed are results of analyses for samples as received by the laboratory on March 30, 2022. If you have any questions concerning this report, please feel free to contact me.

Sincerely,

Kerry K. McGee
Project Manager

Table of Contents

Sample Summary 3

Case Narrative 4

Sample Results 5

22C1990-01 5

22C1990-02 6

Sample Preparation Information 7

QC Data 8

Petroleum Hydrocarbons Analyses - VPH 8

B304501 8

Flag/Qualifier Summary 10

Certifications 11

Chain of Custody/Sample Receipt 12

39 Spruce Street * East Longmeadow, MA 01028 * FAX 413/525-6405 * TEL. 413/525-2332

Weston & Sampson
712 Brook Street, Suite 103
Rocky Hill, CT 06067
ATTN: Laura Yellen

REPORT DATE: 4/1/2022

PURCHASE ORDER NUMBER: 11003487

PROJECT NUMBER: 2180209

ANALYTICAL SUMMARY

WORK ORDER NUMBER: 22C1990

The results of analyses performed on the following samples submitted to CON-TEST, a Pace Analytical Laboratory, are found in this report.

PROJECT LOCATION: Simsbury, CT

FIELD SAMPLE #	LAB ID:	MATRIX	SAMPLE DESCRIPTION	TEST	SUB LAB
MW-T6	22C1990-01	Ground Water		MADEP-VPH-Feb 2018 Rev 2.1	
MW-TRW1	22C1990-02	Ground Water		MADEP-VPH-Feb 2018 Rev 2.1	

con-test®
A Pace Analytical® Laboratory

39 Spruce Street * East Longmeadow, MA 01028 * FAX 413/525-6405 * TEL. 413/525-2332

CASE NARRATIVE SUMMARY

All reported results are within defined laboratory quality control objectives unless listed below or otherwise qualified in this report.

MADEP-VPH-Feb 2018 Rev 2.1

No significant modifications were made to the method. All VPH samples were received preserved properly at pH <2 in the proper containers as specified on the chain-of-custody form unless specified in this narrative.

Analytical column used for VPH analysis is Restek, Rtx-502.2, 105meter, 0.53mmID, 3um df. Trap used for VPH analysis is Carbopack B/CarboSieveS-III.

The results of analyses reported only relate to samples submitted to Con-Test, a Pace Analytical Laboratory, for testing.
I certify that the analyses listed above, unless specifically listed as subcontracted, if any, were performed under my direction according to the approved methodologies listed in this document, and that based upon my inquiry of those individuals immediately responsible for obtaining the information, the material contained in this report is, to the best of my knowledge and belief, accurate and complete.

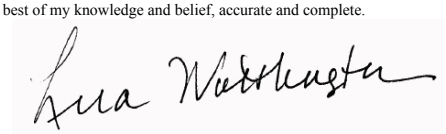

Lisa A. Worthington
Technical Representative

con-test®
A Pace Analytical® Laboratory
39 Spruce Street * East Longmeadow, MA 01028 * FAX 413/525-6405 * TEL. 413/525-2332

Project Location: Simsbury, CT
Sample Description:
Work Order: 22C1990

Date Received: 3/30/2022

Field Sample #: MW-T6
Sampled: 3/22/2022 09:27

Sample ID: 22C1990-01

Sample Matrix: Ground Water

Petroleum Hydrocarbons Analyses - VPH

Analyte	Results	RL	Units	Dilution	Flag/Qual	Method	Date Prepared	Date/Time Analyzed	Analyst
Unadjusted C5-C8 Aliphatics	ND	100	µg/L	1		MADEP-VPH-Feb 2018 Rev 2.1	3/30/22	3/31/22 4:02	KMB
C5-C8 Aliphatics	ND	100	µg/L	1		MADEP-VPH-Feb 2018 Rev 2.1	3/30/22	3/31/22 4:02	KMB
Unadjusted C9-C12 Aliphatics	ND	100	µg/L	1		MADEP-VPH-Feb 2018 Rev 2.1	3/30/22	3/31/22 4:02	KMB
C9-C12 Aliphatics	ND	100	µg/L	1		MADEP-VPH-Feb 2018 Rev 2.1	3/30/22	3/31/22 4:02	KMB
C9-C10 Aromatics	ND	100	µg/L	1		MADEP-VPH-Feb 2018 Rev 2.1	3/30/22	3/31/22 4:02	KMB
Benzene	ND	1.0	µg/L	1		MADEP-VPH-Feb 2018 Rev 2.1	3/30/22	3/31/22 4:02	KMB
Ethylbenzene	ND	1.0	µg/L	1		MADEP-VPH-Feb 2018 Rev 2.1	3/30/22	3/31/22 4:02	KMB
Methyl tert-Butyl Ether (MTBE)	ND	1.0	µg/L	1		MADEP-VPH-Feb 2018 Rev 2.1	3/30/22	3/31/22 4:02	KMB
Naphthalene	ND	5.0	µg/L	1		MADEP-VPH-Feb 2018 Rev 2.1	3/30/22	3/31/22 4:02	KMB
Toluene	ND	1.0	µg/L	1		MADEP-VPH-Feb 2018 Rev 2.1	3/30/22	3/31/22 4:02	KMB
m+p Xylene	ND	2.0	µg/L	1		MADEP-VPH-Feb 2018 Rev 2.1	3/30/22	3/31/22 4:02	KMB
o-Xylene	ND	1.0	µg/L	1		MADEP-VPH-Feb 2018 Rev 2.1	3/30/22	3/31/22 4:02	KMB

Surrogates	% Recovery	Recovery Limits	Flag/Qual		
2,5-Dibromotoluene (FID)	108	70-130		3/31/22 4:02	
2,5-Dibromotoluene (PID)	115	70-130		3/31/22 4:02	

con-test®
A Pace Analytical® Laboratory

39 Spruce Street * East Longmeadow, MA 01028 * FAX 413/525-6405 * TEL. 413/525-2332

Project Location: Simsbury, CT | Sample Description: | Work Order: 22C1990

Date Received: 3/30/2022

Field Sample #: MW-TRW1 | Sampled: 3/22/2022 10:41

Sample ID: 22C1990-02

Sample Matrix: Ground Water

Petroleum Hydrocarbons Analyses - VPH

Analyte	Results	RL	Units	Dilution	Flag/Qual	Method	Date Prepared	Date/Time Analyzed	Analyst
Unadjusted C5-C8 Aliphatics	ND	100	µg/L	1		MADEP-VPH-Feb 2018 Rev 2.1	3/30/22	3/31/22 4:39	KMB
C5-C8 Aliphatics	ND	100	µg/L	1		MADEP-VPH-Feb 2018 Rev 2.1	3/30/22	3/31/22 4:39	KMB
Unadjusted C9-C12 Aliphatics	ND	100	µg/L	1		MADEP-VPH-Feb 2018 Rev 2.1	3/30/22	3/31/22 4:39	KMB
C9-C12 Aliphatics	ND	100	µg/L	1		MADEP-VPH-Feb 2018 Rev 2.1	3/30/22	3/31/22 4:39	KMB
C9-C10 Aromatics	ND	100	µg/L	1		MADEP-VPH-Feb 2018 Rev 2.1	3/30/22	3/31/22 4:39	KMB
Benzene	ND	1.0	µg/L	1		MADEP-VPH-Feb 2018 Rev 2.1	3/30/22	3/31/22 4:39	KMB
Ethylbenzene	ND	1.0	µg/L	1		MADEP-VPH-Feb 2018 Rev 2.1	3/30/22	3/31/22 4:39	KMB
Methyl tert-Butyl Ether (MTBE)	ND	1.0	µg/L	1		MADEP-VPH-Feb 2018 Rev 2.1	3/30/22	3/31/22 4:39	KMB
Naphthalene	ND	5.0	µg/L	1		MADEP-VPH-Feb 2018 Rev 2.1	3/30/22	3/31/22 4:39	KMB
Toluene	ND	1.0	µg/L	1		MADEP-VPH-Feb 2018 Rev 2.1	3/30/22	3/31/22 4:39	KMB
m+p Xylene	ND	2.0	µg/L	1		MADEP-VPH-Feb 2018 Rev 2.1	3/30/22	3/31/22 4:39	KMB
o-Xylene	ND	1.0	µg/L	1		MADEP-VPH-Feb 2018 Rev 2.1	3/30/22	3/31/22 4:39	KMB

Surrogates	% Recovery	Recovery Limits	Flag/Qual		
2,5-Dibromotoluene (FID)	102	70-130		3/31/22 4:39	
2,5-Dibromotoluene (PID)	106	70-130		3/31/22 4:39	

con-test®
A Pace Analytical® Laboratory

39 Spruce Street * East Longmeadow, MA 01028 * FAX 413/525-6405 * TEL. 413/525-2332

Sample Extraction Data

Prep Method: MA VPH **Analytical Method: MADEP-VPH-Feb 2018 Rev 2.1**

Lab Number [Field ID]	Batch	Initial [mL]	Final [mL]	Date
22C1990-01 [MW-T6]	B304501	5	5.00	03/30/22
22C1990-02 [MW-TRW1]	B304501	5	5.00	03/30/22

con-test®
A Pace Analytical® Laboratory

39 Spruce Street * East Longmeadow, MA 01028 * FAX 413/525-6405 * TEL. 413/525-2332

QUALITY CONTROL

Petroleum Hydrocarbons Analyses - VPH - Quality Control

Analyte	Result	Reporting Limit	Units	Spike Level	Source Result	%REC	%REC Limits	RPD	RPD Limit	Notes
Batch B304501 - MA VPH										
Blank (B304501-BLK1)				Prepared & Analyzed: 03/30/22						
Unadjusted C5-C8 Aliphatics	ND	100	µg/L							
C5-C8 Aliphatics	ND	100	µg/L							
Unadjusted C9-C12 Aliphatics	ND	100	µg/L							
C9-C12 Aliphatics	ND	100	µg/L							
C9-C10 Aromatics	ND	100	µg/L							
Benzene	ND	1.0	µg/L							
Butylcyclohexane	ND	1.0	µg/L							
Decane	ND	1.0	µg/L							
Ethylbenzene	ND	1.0	µg/L							
Methyl tert-Butyl Ether (MTBE)	ND	1.0	µg/L							
2-Methylpentane	ND	1.0	µg/L							
Naphthalene	ND	5.0	µg/L							
Nonane	ND	1.0	µg/L							
Pentane	ND	1.0	µg/L							
Toluene	ND	1.0	µg/L							
1,2,4-Trimethylbenzene	ND	1.0	µg/L							
2,2,4-Trimethylpentane	ND	1.0	µg/L							
m+p Xylene	ND	2.0	µg/L							
o-Xylene	ND	1.0	µg/L							
Surrogate: 2,5-Dibromotoluene (FID)	*44.4*		µg/L	40.0		111	70-130			
Surrogate: 2,5-Dibromotoluene (PID)	*47.6*		µg/L	40.0		119	70-130			
LCS (B304501-BS1)				Prepared & Analyzed: 03/30/22						
Benzene	44.2	1.0	µg/L	50.0		88.4	70-130			
Butylcyclohexane	63.8	1.0	µg/L	50.0		128	70-130			
Decane	52.4	1.0	µg/L	50.0		105	70-130			
Ethylbenzene	47.7	1.0	µg/L	50.0		95.4	70-130			
Methyl tert-Butyl Ether (MTBE)	45.2	1.0	µg/L	50.0		90.5	70-130			
2-Methylpentane	48.0	1.0	µg/L	50.0		96.0	70-130			
Naphthalene	53.1	5.0	µg/L	50.0		106	70-130			
Nonane	61.5	1.0	µg/L	50.0		123	30-130			
Pentane	40.7	1.0	µg/L	50.0		81.5	70-130			
Toluene	45.3	1.0	µg/L	50.0		90.6	70-130			
1,2,4-Trimethylbenzene	49.3	1.0	µg/L	50.0		98.5	70-130			
2,2,4-Trimethylpentane	42.6	1.0	µg/L	50.0		85.1	70-130			
m+p Xylene	99.7	2.0	µg/L	100		99.7	70-130			
o-Xylene	51.2	1.0	µg/L	50.0		102	70-130			
Surrogate: 2,5-Dibromotoluene (FID)	*46.3*		µg/L	40.0		116	70-130			
Surrogate: 2,5-Dibromotoluene (PID)	*44.6*		µg/L	40.0		111	70-130			
LCS Dup (B304501-BSD1)				Prepared & Analyzed: 03/30/22						
Benzene	42.3	1.0	µg/L	50.0		84.7	70-130	4.35	25	
Butylcyclohexane	60.5	1.0	µg/L	50.0		121	70-130	5.21	25	
Decane	48.9	1.0	µg/L	50.0		97.8	70-130	6.90	25	
Ethylbenzene	46.2	1.0	µg/L	50.0		92.3	70-130	3.22	25	
Methyl tert-Butyl Ether (MTBE)	48.5	1.0	µg/L	50.0		97.0	70-130	6.91	25	
2-Methylpentane	43.1	1.0	µg/L	50.0		86.3	70-130	10.7	25	
Naphthalene	57.0	5.0	µg/L	50.0		114	70-130	7.11	25	
Nonane	58.7	1.0	µg/L	50.0		117	30-130	4.55	25	
Pentane	36.9	1.0	µg/L	50.0		73.8	70-130	9.92	25	
Toluene	43.2	1.0	µg/L	50.0		86.4	70-130	4.75	25	
1,2,4-Trimethylbenzene	47.6	1.0	µg/L	50.0		95.2	70-130	3.47	25	

con-test®
A Pace Analytical® Laboratory

39 Spruce Street * East Longmeadow, MA 01028 * FAX 413/525-6405 * TEL. 413/525-2332

QUALITY CONTROL

Petroleum Hydrocarbons Analyses - VPH - Quality Control

Analyte	Result	Reporting Limit	Units	Spike Level	Source Result	%REC	%REC Limits	RPD	RPD Limit	Notes
Batch B304501 - MA VPH										
LCS Dup (B304501-BSD1)				Prepared & Analyzed: 03/30/22						
2,2,4-Trimethylpentane	39.8	1.0	µg/L	50.0		79.6	70-130	6.74	25	
m+p Xylene	96.2	2.0	µg/L	100		96.2	70-130	3.60	25	
o-Xylene	50.7	1.0	µg/L	50.0		101	70-130	1.00	25	
Surrogate: 2,5-Dibromotoluene (FID)	*48.0*		µg/L	40.0		120	70-130			
Surrogate: 2,5-Dibromotoluene (PID)	*48.9*		µg/L	40.0		122	70-130			

con-test®
A Pace Analytical® Laboratory

39 Spruce Street * East Longmeadow, MA 01028 * FAX 413/525-6405 * TEL. 413/525-2332

FLAG/QUALIFIER SUMMARY

*	QC result is outside of established limits.
†	Wide recovery limits established for difficult compound.
‡	Wide RPD limits established for difficult compound.
#	Data exceeded client recommended or regulatory level
ND	Not Detected
RL	Reporting Limit is at the level of quantitation (LOQ)
DL	Detection Limit is the lower limit of detection determined by the MDL study
MCL	Maximum Contaminant Level
	Percent recoveries and relative percent differences (RPDs) are determined by the software using values in the calculation which have not been rounded.
	No results have been blank subtracted unless specified in the case narrative section.

con-test®
A Pace Analytical® Laboratory

39 Spruce Street * East Longmeadow, MA 01028 * FAX 413/525-6405 * TEL. 413/525-2332

CERTIFICATIONS

Certified Analyses included in this Report

Analyte	Certifications
MADEP-VPH-Feb 2018 Rev 2.1 in Water	
Unadjusted C5-C8 Aliphatics	CT,NC,ME,NH-P
C5-C8 Aliphatics	CT,NC,ME,NH-P
Unadjusted C9-C12 Aliphatics	CT,NC,ME,NH-P
C9-C12 Aliphatics	CT,NC,ME,NH-P
C9-C10 Aromatics	CT,NC,ME,NH-P
Benzene	CT,NC,ME,NH-P
Ethylbenzene	CT,NC,ME,NH-P
Methyl tert-Butyl Ether (MTBE)	CT,NC,ME,NH-P
Naphthalene	CT,NC,ME,NH-P
Toluene	CT,NC,ME,NH-P
m+p Xylene	CT,NC,ME,NH-P
o-Xylene	CT,NC,ME,NH-P

Con-Test, a Pace Environmental Laboratory, operates under the following certifications and accreditations:

Code	Description	Number	Expires
AIHA	AIHA-LAP, LLC - ISO17025:2017	100033	03/1/2024
MA	Massachusetts DEP	M-MA100	06/30/2022
CT	Connecticut Department of Publilc Health	PH-0165	12/31/2022
NY	New York State Department of Health	10899 NELAP	04/1/2023
NH-S	New Hampshire Environmental Lab	2516 NELAP	02/5/2023
RI	Rhode Island Department of Health	LAO00373	12/30/2022
NC	North Carolina Div. of Water Quality	652	12/31/2022
NJ	New Jersey DEP	MA007 NELAP	06/30/2022
FL	Florida Department of Health	E871027 NELAP	06/30/2022
VT	Vermont Department of Health Lead Laboratory	LL720741	07/30/2022
ME	State of Maine	MA00100	06/9/2023
VA	Commonwealth of Virginia	460217	12/14/2022
NH-P	New Hampshire Environmental Lab	2557 NELAP	09/6/2022
VT-DW	Vermont Department of Health Drinking Water	VT-255716	06/12/2022
NC-DW	North Carolina Department of Health	25703	07/31/2022
PA	Commonwealth of Pennsylvania DEP	68-05812	06/30/2022
MI	Dept. of Env, Great Lakes, and Energy	9100	09/6/2022

con-test ANALYTICAL LABORATORY

Phone: 413-525-2332
Fax: 413-525-6405
Email: info@contestlabs.com

22C1512 22C1990

http://www.contestlabs.com

Doc # 381 Rev 0 5 8 2015

39 Spruce Street
East Longmeadow, MA 01028

Page 1 of 2

CHAIN OF CUSTODY RECORD

Company Name:	Weston & Sampson - (for Eversource Energy)
Address:	712 Brook Street, Rocky Hill, CT 06067
Phone:	(860) 513-1473
Project Name:	Simsbury AWC
Project Location:	Simsbury, CT
Project Number:	Client PO = 11003487
Project Manager:	Laura Yellen
Con-Test Bid:	n/a
Invoice Recipient:	Eversource (Drew Blicharz)
Sampled By:	Will Sirotnak

Requested Turnaround Time
7-Day ☐ 10-Day ☐
Other: ☐ 5-7 Bus. Days ☑

Rush-Approval Required
1-Day ☐ 3-Day ☐
2-Day ☐ 4-Day ☐

Data Delivery
Format: PDF ☑ EXCEL ☑
Other:
Enhanced Data Package Required: ☐
Email To: yellenl@wseinc.com
Fax To #: sirotnakw@wseinc.com

Con-Test Work Order#	Client Sample ID / Description	Beginning Date/Time	Ending Date/Time	Composite	Grab	[1]Matrix Code	Conc Code	VOCs (8260)	PAHs *1	CT ETPH	VPH (HOLD)	EPH (Extract and HOLD)	PCBs	# of Containers
								2 H,I V	2 I A	2 I A	2 H,I V	2 H,I A	2 I A	
1	MW-203	3/22/22	1458		X	GW	U			X				
2	MW-2A		1355							X				
3	CCA-3		1000						X					
4	MW-102		920					X		X				
5	MW-10		1100							X				
6	MW-11A		1145							X	X	X		
7	MW-T3		1157							X				
01 8	MW-T6		927							X	X	X		
02 9	MW-TRW1		1041							X	X	X		
10	MW-401		1450							X			X	

ANALYSIS REQUESTED

Dissolved Metals Samples
○ Field Filtered
○ Lab to Filter

Orthophosphate Samples
○ Field Filtered
○ Lab to Filter

[1] Matrix Codes:
GW = Ground Water
WW = Waste Water
DW = Drinking Water
A = Air
S = Soil/Solid
SL = Sludge
O = Other (please define) _____

[2] Preservation Codes:
I = Iced
H = HCL
M = Methanol
N = Nitric Acid
S = Sulfuric Acid
B = Sodium Bisulfate
X = Sodium Hydroxide
T = Sodium Thiosulfate
O = Other (please define) _____

[3] Container Codes:
A = Amber Glass
G = Glass
P = Plastic
ST = Sterile
V = Vial
S = Summa Canister
T = Tedlar Bag
O = Other (please define) _____

Comments: (1) Please bill Eversource directly - Send invoice and results to drew.blicharz@eversource.com

*1 - Run all PAH samples using SIM method at low detection limits. Eversource PO# 11003487

Please use the ... centration

H - Hig... wn

Activate samples -08 & -09 for VPH per Laura Y.

-KKM 3/30/22

Relinquished by: (signature)	Date/Time:
	3/23/22
Received by: (signature) 11:00	Date/Time: 3-23-22
Relinquished by: (signature) 11:40	Date/Time: 3-23-22
Received by: (signature) 1140	Date/Time: 3/23/22
Relinquished by: (signature)	Date/Time:
Received by: (signature)	Date/Time:

Detection Limit Requirements
MA
CT CTDEEP RSRs (includes RES DEC & GA PMC)
Other:

Program Information
○ MCP Analytical Certification Form Required
● RCP Analysis Certification Form Required
○ MA State DW Form Required
PWSID # _____

NELAC and AIHA-LAP, LLC Accredited

TURNAROUND TIME (BUSINESS DAYS) STARTS AT 9:00 AM THE DAY AFTER SAMPLE RECEIPT UNLESS THERE ARE QUESTIONS ON THIS CHAIN. IF THIS FORM IS NOT FILLED OUT COMPLETELY OR IS INCORRECT, TURNAROUND TIME CANNOT START UNTIL ALL QUESTIONS HAVE BEEN ANSWERED.

PLEASE BE CAREFUL NOT TO CONTAMINATE THIS DOCUMENT

Table of Contents

con-test ANALYTICAL LABORATORY

Phone: 413-525-2332
Fax: 413-525-6405
Email: info@contestlabs.com

http://www.contestlabs.com

Doc # 381 Rev 0 5 8 2015

CHAIN OF CUSTODY RECORD

39 Spruce Street
East Longmeadow, MA 01028

Page 1 of 1

Company Name:	Weston & Sampson - (for Eversource Energy)
Address:	712 Brook Street, Rocky Hill, CT 06067
Phone:	(860) 513-1473
Project Name:	Simsbury AWC
Project Location:	Simsbury, CT
Project Number:	Client PO = 11003487
Project Manager:	Laura Yellen
Con-Test Bid:	n/a
Invoice Recipient:	Eversource (Drew Blicharz)
Sampled By:	Will Sirotnak

Requested Turnaround Time
7-Day ☐ 10-Day ☐
Other: ☐ 5-7 Bus. Days ☑

Rush-Approval Required
1-Day ☐ 3-Day ☐
2-Day ☐ 4-Day ☐

Data Delivery
Format: PDF ☑ EXCEL ☑
Other:
Enhanced Data Package Required: ☐
Email To: yellenl@wseinc.com
Fax To #: sirotnakw@wseinc.com

Con-Test Work Order#	Client Sample ID / Description	Beginning Date/Time	Ending Date/Time	Composite	Grab	[1]Matrix Code	Conc Code	VOCs (8260)	PAHs *1	CT ETPH	VPH (HOLD)	EPH (Extract and HOLD)	PCBs	# of Containers	[2] Preservation Code	[3] Container Code
														2	2	2	2	2	2													

I Have Not Confirmed Sample Container Numbers With Lab Staff Before Relinquishing Over Samples_____

con-test® ANALYTICAL LABORATORY

Doc# 277 Rev 5 2017

Login Sample Receipt Checklist - (Rejection Criteria Listing - Using Acceptance Policy) Any False Statement will be brought to the attention of the Client - State True or False

Client Weston and Sampson - (For Eversource Energy)

Received By LA Date 3/23/22 Time 1140

How were the samples received? In Cooler T No Cooler _____ On Ice T No Ice _____

Direct from Sampling F Ambient _____ Melted Ice _____

Were samples within Temperature? 2-6°C T By Gun # 5 Actual Temp - 4.6

By Blank # _____ Actual Temp - _____

Was Custody Seal Intact? N/A Were Samples Tampered with? F

Was COC Relinquished ? T Does Chain Agree With Samples? T

Are there broken/leaking/loose caps on any samples? F

Is COC in ink/ Legible? T Were samples received within holding time? T

Did COC include all pertinent Information? Client T Analysis T Sampler Name T

Project T ID's T Collection Dates/Times T

Are Sample labels filled out and legible? T

Are there Lab to Filters? F Who was notified? _____

Are there Rushes? F Who was notified? _____

Are there Short Holds? F Who was notified? _____

Is there enough Volume? T

Is there Headspace where applicable? N/A MS/MSD? F

Proper Media/Containers Used? T Is splitting samples required? F

Were trip blanks received? Not On COC? F

Do all samples have the proper pH? N/A Acid _____ Base _____

Vials	#	Containers:	#		#		#
Unp-		1 Liter Amb.	22	1 Liter Plastic		16 oz Amb.	
HCL-	14	500 mL Amb.		500 mL Plastic		8oz Amb/Clear	
Meoh-		250 mL Amb.		250 mL Plastic		4oz Amb/Clear	
Bisulfate-		Flashpoint		Col./Bacteria		2oz Amb/Clear	
DI-		Other Glass	2	Other Plastic		Encore	
Thiosulfate-		SOC Kit		Plastic Bag		Frozen:	
Sulfuric-		Perchlorate		Ziplock			

Unused Media

Vials	#	Containers:	#		#		#
Unp-		1 Liter Amb.		1 Liter Plastic		16 oz Amb.	
HCL-		500 mL Amb.		500 mL Plastic		8oz Amb/Clear	
Meoh-		250 mL Amb.		250 mL Plastic		4oz Amb/Clear	
Bisulfate-		Col./Bacteria		Flashpoint		2oz Amb/Clear	
DI-		Other Plastic		Other Glass		Encore	
Thiosulfate-		SOC Kit		Plastic Bag		Frozen:	
Sulfuric-		Perchlorate		Ziplock			

Comments:

REASONABLE CONFIDENCE PROTOCOL
LABORATORY ANALYSIS QA/QC CERTIFICATION FORM

Laboratory Name: Con-Test, a Pace Analytical Laboratory

Client: Weston & Sampson

Project Location: Simsbury, CT

Project Number: 22C1990

Laboratory Sample ID(s):
22C1990-01 thru 22C1990-02

Sample Date(s):
03/22/2022

List RCP Methods Used:
MADEP-VPH-Feb 2018 Rev 2.1

1	For each analytical method referenced in this laboratory report package, were all specified QA/QC performance criteria followed, including the requirement to explain any criteria falling outside of acceptable guidelines, as specified in the CTDEP method-specific Reasonable Confidence Protocol documents?	☑ Yes ☐ No
1A	Were the method specified preservation and holding time requirements met?	☑ Yes ☐ No
1B	VPH and EPH Methods only: Was the VPH and EPH method conducted without significant modifications (see Section 11.3 of respective RCP methods)?	☑ Yes ☐ No ☐ N/A
2	Were all samples received by the laboratory in a condition consistent with that described on the associated chain-of-custody document(s)?	☑ Yes ☐ No
3	Were samples received at an appropriate temperature (< 6 degrees C.)?	☑ Yes ☐ No ☐ N/A
4	Were all QA/QC performance criteria specified in the CTDEP Reasonable Confidence Protocol documents achieved?	☑ Yes ☐ No
5A	Were reporting limits specified or referenced on the chain-of-custody?	☑ Yes ☐ No
5B	Were these reporting limits met?	☑ Yes ☐ No
6	For each analytical method referenced in this laboratory report package, were results reported for all constituents identified in the method-specific analyte lists presented in the Reasonable Confidence Protocol documents?	☑ Yes ☐ No
7	Are project-specific matrix spikes and laboratory duplicates included in this data set?	☐ Yes ☑ No

Notes: For all questions to which the response was "No" (with the exception of question #7), additional information must be provided in an attached narrative. If the answer to question #1, #1A, or #1B is "No", the data package does not meet the requirements for "Reasonable Confidence."
This form may not be altered and all questions must be answered.

Lisa A. Worthington

I, the undersigned, attest under the pains and penalties of perjury that, to the best of my knowledge and belief and based upon my personal inquiry of those responsible for providing the information contained in this analytical report, such information is accurate and complete.

Authorized Signature: Lisa Worthington **Position:** **Technical Representative**

Printed Name: **Lisa A. Worthington** **Date:** **04/01/22**

Name of Laboratory: **Con-Test, a Pace Analytical Laboratory**

This certification form is to be used for RCP methods only.

con-test®
A Pace Analytical® Laboratory

39 Spruce Street * East Longmeadow, MA 01028 * FAX 413/525-6405 * TEL. 413/525-2332

July 11, 2022

Laura Yellen
Weston & Sampson
712 Brook Street, Suite 103
Rocky Hill, CT 06067

Project Location: Simsbury, CT
Client Job Number:
Project Number: 2180209
Laboratory Work Order Number: 22F2039

Enclosed are results of analyses for samples as received by the laboratory on June 30, 2022. If you have any questions concerning this report, please feel free to contact me.

Sincerely,



Kerry K. McGee
Project Manager

Table of Contents

Sample Summary 3
Case Narrative 4
Sample Results 6
22F2039-01 6
22F2039-02 7
22F2039-03 10
22F2039-05 11
Sample Preparation Information 12
QC Data 13
Volatile Organic Compounds by GC/MS 13
B312094 13
Petroleum Hydrocarbons Analyses 16
B312313 16
Flag/Qualifier Summary 17
Certifications 18
Chain of Custody/Sample Receipt 20

con-test®
A Pace Analytical® Laboratory

39 Spruce Street * East Longmeadow, MA 01028 * FAX 413/525-6405 * TEL. 413/525-2332

Weston & Sampson
712 Brook Street, Suite 103
Rocky Hill, CT 06067
ATTN: Laura Yellen

REPORT DATE: 7/11/2022

PURCHASE ORDER NUMBER: 11003487

PROJECT NUMBER: 2180209

ANALYTICAL SUMMARY

WORK ORDER NUMBER: 22F2039

The results of analyses performed on the following samples submitted to CON-TEST, a Pace Analytical Laboratory, are found in this report.

PROJECT LOCATION: Simsbury, CT

FIELD SAMPLE #	LAB ID:	MATRIX	SAMPLE DESCRIPTION	TEST	SUB LAB
MW-101	22F2039-01	Ground Water		CTDEP ETPH	
MW-102	22F2039-02	Ground Water		CTDEP ETPH	
				SW-846 8260D	
MW-6	22F2039-03	Ground Water		CTDEP ETPH	
DUP-1	22F2039-05	Ground Water		CTDEP ETPH	

con-test®
A Pace Analytical® Laboratory

39 Spruce Street * East Longmeadow, MA 01028 * FAX 413/525-6405 * TEL. 413/525-2332

CASE NARRATIVE SUMMARY

All reported results are within defined laboratory quality control objectives unless listed below or otherwise qualified in this report.

SW-846 8260D

Qualifications:

L-03

Laboratory fortified blank/laboratory control sample recovery is outside of control limits. Reported value for this compound is likely to be biased on the low side.

Analyte & Samples(s) Qualified:

1,2,3-Trichlorobenzene
22F2039-02[MW-102], B312094-BLK1, B312094-BS1

Naphthalene
22F2039-02[MW-102], B312094-BLK1, B312094-BS1

L-17

Compound classified by CT RCP as difficult with acceptable recoveries of 40-160%. Recovery does not meet 70-130% criteria but does meet difficult compound criteria.

Analyte & Samples(s) Qualified:

Chloromethane
B312094-BS1

V-05

Continuing calibration verification (CCV) did not meet method specifications and was biased on the low side for this compound.

Analyte & Samples(s) Qualified:

1,2,3-Trichlorobenzene
22F2039-02[MW-102], B312094-BLK1, B312094-BS1, S073467-CCV1

2,2-Dichloropropane
22F2039-02[MW-102], B312094-BLK1, B312094-BS1, S073467-CCV1

Acetone
22F2039-02[MW-102], B312094-BLK1, B312094-BS1, S073467-CCV1

Chloromethane
22F2039-02[MW-102], B312094-BLK1, B312094-BS1, S073467-CCV1

Naphthalene
22F2039-02[MW-102], B312094-BLK1, B312094-BS1, S073467-CCV1

V-34

Initial calibration verification (ICV) did not meet method specifications and was biased on the low side for this compound. Reported result is estimated.

Analyte & Samples(s) Qualified:

Bromomethane
22F2039-02[MW-102], B312094-BLK1, B312094-BS1, S073467-CCV1

Chloromethane
22F2039-02[MW-102], B312094-BLK1, B312094-BS1, S073467-CCV1

con-test®
A Pace Analytical® Laboratory

39 Spruce Street * East Longmeadow, MA 01028 * FAX 413/525-6405 * TEL. 413/525-2332

The results of analyses reported only relate to samples submitted to Con-Test, a Pace Analytical Laboratory, for testing.
I certify that the analyses listed above, unless specifically listed as subcontracted, if any, were performed under my direction according to the approved methodologies listed in this document, and that based upon my inquiry of those individuals immediately responsible for obtaining the information, the material contained in this report is, to the best of my knowledge and belief, accurate and complete.

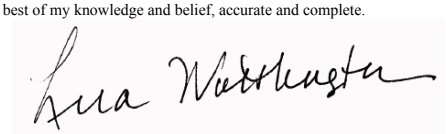

Lisa A. Worthington
Technical Representative

con-test®
A Pace Analytical® Laboratory
39 Spruce Street * East Longmeadow, MA 01028 * FAX 413/525-6405 * TEL. 413/525-2332

Project Location: Simsbury, CT
Sample Description:
Work Order: 22F2039
Date Received: 6/30/2022
Field Sample #: MW-101
Sampled: 6/29/2022 11:55
Sample ID: 22F2039-01
Sample Matrix: Ground Water

Petroleum Hydrocarbons Analyses

Analyte	Results	RL	Units	Dilution	Flag/Qual	Method	Date Prepared	Date/Time Analyzed	Analyst
CT ETPH	0.20	0.15	mg/L	1		CTDEP ETPH	7/6/22	7/8/22 23:59	SFM

Surrogates	% Recovery	Recovery Limits	Flag/Qual	
2-Fluorobiphenyl	62.9	50-150		7/8/22 23:59

con-test®
A Pace Analytical® Laboratory
39 Spruce Street * East Longmeadow, MA 01028 * FAX 413/525-6405 * TEL. 413/525-2332

Project Location: Simsbury, CT | Sample Description: | Work Order: 22F2039

Date Received: 6/30/2022

Field Sample #: MW-102 | Sampled: 6/29/2022 12:20

Sample ID: 22F2039-02

Sample Matrix: Ground Water

Volatile Organic Compounds by GC/MS

Analyte	Results	RL	Units	Dilution	Flag/Qual	Method	Date Prepared	Date/Time Analyzed	Analyst
Acetone	ND	10	µg/L	1	V-05	SW-846 8260D	7/1/22	7/2/22 1:42	LBD
Acrylonitrile	ND	2.0	µg/L	1		SW-846 8260D	7/1/22	7/2/22 1:42	LBD
Benzene	ND	0.50	µg/L	1		SW-846 8260D	7/1/22	7/2/22 1:42	LBD
Bromobenzene	ND	0.50	µg/L	1		SW-846 8260D	7/1/22	7/2/22 1:42	LBD
Bromodichloromethane	ND	0.50	µg/L	1		SW-846 8260D	7/1/22	7/2/22 1:42	LBD
Bromoform	ND	1.0	µg/L	1		SW-846 8260D	7/1/22	7/2/22 1:42	LBD
Bromomethane	ND	5.0	µg/L	1	V-34	SW-846 8260D	7/1/22	7/2/22 1:42	LBD
2-Butanone (MEK)	ND	5.0	µg/L	1		SW-846 8260D	7/1/22	7/2/22 1:42	LBD
n-Butylbenzene	ND	1.0	µg/L	1		SW-846 8260D	7/1/22	7/2/22 1:42	LBD
sec-Butylbenzene	ND	1.0	µg/L	1		SW-846 8260D	7/1/22	7/2/22 1:42	LBD
tert-Butylbenzene	ND	1.0	µg/L	1		SW-846 8260D	7/1/22	7/2/22 1:42	LBD
Carbon Disulfide	ND	5.0	µg/L	1		SW-846 8260D	7/1/22	7/2/22 1:42	LBD
Carbon Tetrachloride	ND	0.50	µg/L	1		SW-846 8260D	7/1/22	7/2/22 1:42	LBD
Chlorobenzene	ND	0.50	µg/L	1		SW-846 8260D	7/1/22	7/2/22 1:42	LBD
Chlorodibromomethane	ND	0.50	µg/L	1		SW-846 8260D	7/1/22	7/2/22 1:42	LBD
Chloroethane	ND	0.50	µg/L	1		SW-846 8260D	7/1/22	7/2/22 1:42	LBD
Chloroform	ND	0.50	µg/L	1		SW-846 8260D	7/1/22	7/2/22 1:42	LBD
Chloromethane	ND	0.60	µg/L	1	V-05, V-34	SW-846 8260D	7/1/22	7/2/22 1:42	LBD
2-Chlorotoluene	ND	0.50	µg/L	1		SW-846 8260D	7/1/22	7/2/22 1:42	LBD
4-Chlorotoluene	ND	0.50	µg/L	1		SW-846 8260D	7/1/22	7/2/22 1:42	LBD
1,2-Dibromo-3-chloropropane (DBCP)	ND	2.0	µg/L	1		SW-846 8260D	7/1/22	7/2/22 1:42	LBD
1,2-Dibromoethane (EDB)	ND	0.50	µg/L	1		SW-846 8260D	7/1/22	7/2/22 1:42	LBD
Dibromomethane	ND	0.50	µg/L	1		SW-846 8260D	7/1/22	7/2/22 1:42	LBD
1,2-Dichlorobenzene	ND	0.50	µg/L	1		SW-846 8260D	7/1/22	7/2/22 1:42	LBD
1,3-Dichlorobenzene	ND	0.50	µg/L	1		SW-846 8260D	7/1/22	7/2/22 1:42	LBD
1,4-Dichlorobenzene	ND	0.50	µg/L	1		SW-846 8260D	7/1/22	7/2/22 1:42	LBD
trans-1,4-Dichloro-2-butene	ND	2.0	µg/L	1		SW-846 8260D	7/1/22	7/2/22 1:42	LBD
Dichlorodifluoromethane (Freon 12)	ND	0.50	µg/L	1		SW-846 8260D	7/1/22	7/2/22 1:42	LBD
1,1-Dichloroethane	ND	0.50	µg/L	1		SW-846 8260D	7/1/22	7/2/22 1:42	LBD
1,2-Dichloroethane	ND	0.50	µg/L	1		SW-846 8260D	7/1/22	7/2/22 1:42	LBD
1,1-Dichloroethylene	ND	0.50	µg/L	1		SW-846 8260D	7/1/22	7/2/22 1:42	LBD
cis-1,2-Dichloroethylene	ND	0.50	µg/L	1		SW-846 8260D	7/1/22	7/2/22 1:42	LBD
trans-1,2-Dichloroethylene	ND	1.0	µg/L	1		SW-846 8260D	7/1/22	7/2/22 1:42	LBD
1,2-Dichloropropane	ND	0.50	µg/L	1		SW-846 8260D	7/1/22	7/2/22 1:42	LBD
1,3-Dichloropropane	ND	0.50	µg/L	1		SW-846 8260D	7/1/22	7/2/22 1:42	LBD
2,2-Dichloropropane	ND	0.50	µg/L	1	V-05	SW-846 8260D	7/1/22	7/2/22 1:42	LBD
1,1-Dichloropropene	ND	0.50	µg/L	1		SW-846 8260D	7/1/22	7/2/22 1:42	LBD
cis-1,3-Dichloropropene	ND	0.50	µg/L	1		SW-846 8260D	7/1/22	7/2/22 1:42	LBD
trans-1,3-Dichloropropene	ND	0.50	µg/L	1		SW-846 8260D	7/1/22	7/2/22 1:42	LBD
Ethylbenzene	ND	0.50	µg/L	1		SW-846 8260D	7/1/22	7/2/22 1:42	LBD
Hexachlorobutadiene	ND	0.60	µg/L	1		SW-846 8260D	7/1/22	7/2/22 1:42	LBD
2-Hexanone (MBK)	ND	5.0	µg/L	1		SW-846 8260D	7/1/22	7/2/22 1:42	LBD
Isopropylbenzene (Cumene)	ND	0.50	µg/L	1		SW-846 8260D	7/1/22	7/2/22 1:42	LBD
p-Isopropyltoluene (p-Cymene)	ND	0.50	µg/L	1		SW-846 8260D	7/1/22	7/2/22 1:42	LBD

con-test®
A Pace Analytical® Laboratory
39 Spruce Street * East Longmeadow, MA 01028 * FAX 413/525-6405 * TEL. 413/525-2332

Project Location: Simsbury, CT | Sample Description: | Work Order: 22F2039

Date Received: 6/30/2022

Field Sample #: MW-102 | Sampled: 6/29/2022 12:20

Sample ID: 22F2039-02

Sample Matrix: Ground Water

Volatile Organic Compounds by GC/MS

Analyte	Results	RL	Units	Dilution	Flag/Qual	Method	Date Prepared	Date/Time Analyzed	Analyst
Methyl tert-Butyl Ether (MTBE)	ND	0.50	µg/L	1		SW-846 8260D	7/1/22	7/2/22 1:42	LBD
Methylene Chloride	ND	5.0	µg/L	1		SW-846 8260D	7/1/22	7/2/22 1:42	LBD
4-Methyl-2-pentanone (MIBK)	ND	5.0	µg/L	1		SW-846 8260D	7/1/22	7/2/22 1:42	LBD
Naphthalene	ND	2.0	µg/L	1	L-03, V-05	SW-846 8260D	7/1/22	7/2/22 1:42	LBD
n-Propylbenzene	ND	1.0	µg/L	1		SW-846 8260D	7/1/22	7/2/22 1:42	LBD
Styrene	ND	1.0	µg/L	1		SW-846 8260D	7/1/22	7/2/22 1:42	LBD
1,1,1,2-Tetrachloroethane	ND	0.50	µg/L	1		SW-846 8260D	7/1/22	7/2/22 1:42	LBD
1,1,2,2-Tetrachloroethane	ND	0.50	µg/L	1		SW-846 8260D	7/1/22	7/2/22 1:42	LBD
Tetrachloroethylene	ND	1.0	µg/L	1		SW-846 8260D	7/1/22	7/2/22 1:42	LBD
Tetrahydrofuran	ND	10	µg/L	1		SW-846 8260D	7/1/22	7/2/22 1:42	LBD
Toluene	ND	1.0	µg/L	1		SW-846 8260D	7/1/22	7/2/22 1:42	LBD
1,2,3-Trichlorobenzene	ND	1.0	µg/L	1	L-03, V-05	SW-846 8260D	7/1/22	7/2/22 1:42	LBD
1,2,4-Trichlorobenzene	ND	0.50	µg/L	1		SW-846 8260D	7/1/22	7/2/22 1:42	LBD
1,1,1-Trichloroethane	ND	0.50	µg/L	1		SW-846 8260D	7/1/22	7/2/22 1:42	LBD
1,1,2-Trichloroethane	ND	0.50	µg/L	1		SW-846 8260D	7/1/22	7/2/22 1:42	LBD
Trichloroethylene	ND	1.0	µg/L	1		SW-846 8260D	7/1/22	7/2/22 1:42	LBD
Trichlorofluoromethane (Freon 11)	ND	2.0	µg/L	1		SW-846 8260D	7/1/22	7/2/22 1:42	LBD
1,2,3-Trichloropropane	ND	0.50	µg/L	1		SW-846 8260D	7/1/22	7/2/22 1:42	LBD
1,1,2-Trichloro-1,2,2-trifluoroethane (Freon 113)	ND	0.50	µg/L	1		SW-846 8260D	7/1/22	7/2/22 1:42	LBD
1,2,4-Trimethylbenzene	ND	0.50	µg/L	1		SW-846 8260D	7/1/22	7/2/22 1:42	LBD
1,3,5-Trimethylbenzene	ND	0.50	µg/L	1		SW-846 8260D	7/1/22	7/2/22 1:42	LBD
Vinyl Chloride	ND	1.0	µg/L	1		SW-846 8260D	7/1/22	7/2/22 1:42	LBD
m+p Xylene	ND	2.0	µg/L	1		SW-846 8260D	7/1/22	7/2/22 1:42	LBD
o-Xylene	ND	1.0	µg/L	1		SW-846 8260D	7/1/22	7/2/22 1:42	LBD

Surrogates	% Recovery	Recovery Limits	Flag/Qual	
1,2-Dichloroethane-d4	85.3	70-130		7/2/22 1:42
Toluene-d8	99.0	70-130		7/2/22 1:42
4-Bromofluorobenzene	98.6	70-130		7/2/22 1:42

con-test®
A Pace Analytical® Laboratory
39 Spruce Street * East Longmeadow, MA 01028 * FAX 413/525-6405 * TEL. 413/525-2332

Project Location: Simsbury, CT | Sample Description: | Work Order: 22F2039

Date Received: 6/30/2022

Field Sample #: MW-102 | Sampled: 6/29/2022 12:20

Sample ID: 22F2039-02

Sample Matrix: Ground Water

Petroleum Hydrocarbons Analyses

Analyte	Results	RL	Units	Dilution	Flag/Qual	Method	Date Prepared	Date/Time Analyzed	Analyst
CT ETPH	0.50	0.13	mg/L	1		CTDEP ETPH	7/6/22	7/9/22 0:19	SFM

Surrogates	% Recovery	Recovery Limits	Flag/Qual	
2-Fluorobiphenyl	51.4	50-150		7/9/22 0:19

con-test®
A Pace Analytical® Laboratory
39 Spruce Street * East Longmeadow, MA 01028 * FAX 413/525-6405 * TEL. 413/525-2332

Project Location: Simsbury, CT
Sample Description:
Work Order: 22F2039
Date Received: 6/30/2022
Field Sample #: MW-6
Sampled: 6/29/2022 13:30
Sample ID: 22F2039-03
Sample Matrix: Ground Water

Petroleum Hydrocarbons Analyses

Analyte	Results	RL	Units	Dilution	Flag/Qual	Method	Date Prepared	Date/Time Analyzed	Analyst
CT ETPH	0.22	0.14	mg/L	1		CTDEP ETPH	7/6/22	7/9/22 21:37	SFM

Surrogates	% Recovery	Recovery Limits	Flag/Qual	
2-Fluorobiphenyl	52.3	50-150		7/9/22 21:37

con-test®
A Pace Analytical® Laboratory

39 Spruce Street * East Longmeadow, MA 01028 * FAX 413/525-6405 * TEL. 413/525-2332

Project Location: Simsbury, CT | Sample Description: | Work Order: 22F2039

Date Received: 6/30/2022

Field Sample #: DUP-1 | Sampled: 6/29/2022 00:00

Sample ID: 22F2039-05

Sample Matrix: Ground Water

Petroleum Hydrocarbons Analyses

Analyte	Results	RL	Units	Dilution	Flag/Qual	Method	Date Prepared	Date/Time Analyzed	Analyst
CT ETPH	0.17	0.14	mg/L	1		CTDEP ETPH	7/6/22	7/8/22 23:38	SFM

Surrogates	% Recovery	Recovery Limits	Flag/Qual	
2-Fluorobiphenyl	54.7	50-150		7/8/22 23:38

con-test®
A Pace Analytical® Laboratory

39 Spruce Street * East Longmeadow, MA 01028 * FAX 413/525-6405 * TEL. 413/525-2332

Sample Extraction Data

Prep Method: SW-846 3510C **Analytical Method: CTDEP ETPH**

Lab Number [Field ID]	Batch	Initial [mL]	Final [mL]	Date
22F2039-01 [MW-101]	B312313	1020	1.00	07/06/22
22F2039-02 [MW-102]	B312313	670	0.600	07/06/22
22F2039-03 [MW-6]	B312313	970	0.900	07/06/22
22F2039-05 [DUP-1]	B312313	1040	1.00	07/06/22

Prep Method: SW-846 5030B **Analytical Method: SW-846 8260D**

Lab Number [Field ID]	Batch	Initial [mL]	Final [mL]	Date
22F2039-02 [MW-102]	B312094	5	5.00	07/01/22

con-test®
A Pace Analytical® Laboratory

39 Spruce Street * East Longmeadow, MA 01028 * FAX 413/525-6405 * TEL. 413/525-2332

QUALITY CONTROL

Volatile Organic Compounds by GC/MS - Quality Control

Analyte	Result	Reporting Limit	Units	Spike Level	Source Result	%REC	%REC Limits	RPD	RPD Limit	Notes
Batch B312094 - SW-846 5030B										
Blank (B312094-BLK1)				Prepared: 07/01/22 Analyzed: 07/02/22						
Acetone	ND	10	µg/L							V-05
Acrylonitrile	ND	2.0	µg/L							
Benzene	ND	0.50	µg/L							
Bromobenzene	ND	0.50	µg/L							
Bromodichloromethane	ND	0.50	µg/L							
Bromoform	ND	0.50	µg/L							
Bromomethane	ND	2.0	µg/L							V-34
2-Butanone (MEK)	ND	5.0	µg/L							
n-Butylbenzene	ND	1.0	µg/L							
sec-Butylbenzene	ND	1.0	µg/L							
tert-Butylbenzene	ND	1.0	µg/L							
Carbon Disulfide	ND	5.0	µg/L							
Carbon Tetrachloride	ND	0.50	µg/L							
Chlorobenzene	ND	0.50	µg/L							
Chlorodibromomethane	ND	0.50	µg/L							
Chloroethane	ND	0.50	µg/L							
Chloroform	ND	0.50	µg/L							
Chloromethane	ND	0.60	µg/L							V-05, V-34
2-Chlorotoluene	ND	0.50	µg/L							
4-Chlorotoluene	ND	0.50	µg/L							
1,2-Dibromo-3-chloropropane (DBCP)	ND	1.0	µg/L							
1,2-Dibromoethane (EDB)	ND	0.50	µg/L							
Dibromomethane	ND	0.50	µg/L							
1,2-Dichlorobenzene	ND	0.50	µg/L							
1,3-Dichlorobenzene	ND	0.50	µg/L							
1,4-Dichlorobenzene	ND	0.50	µg/L							
trans-1,4-Dichloro-2-butene	ND	2.0	µg/L							
Dichlorodifluoromethane (Freon 12)	ND	0.50	µg/L							
1,1-Dichloroethane	ND	0.50	µg/L							
1,2-Dichloroethane	ND	0.50	µg/L							
1,1-Dichloroethylene	ND	0.50	µg/L							
cis-1,2-Dichloroethylene	ND	0.50	µg/L							
trans-1,2-Dichloroethylene	ND	1.0	µg/L							
1,2-Dichloropropane	ND	0.50	µg/L							
1,3-Dichloropropane	ND	0.50	µg/L							
2,2-Dichloropropane	ND	0.50	µg/L							V-05
1,1-Dichloropropene	ND	0.50	µg/L							
cis-1,3-Dichloropropene	ND	0.50	µg/L							
trans-1,3-Dichloropropene	ND	0.50	µg/L							
Ethylbenzene	ND	0.50	µg/L							
Hexachlorobutadiene	ND	0.60	µg/L							
2-Hexanone (MBK)	ND	5.0	µg/L							
Isopropylbenzene (Cumene)	ND	0.50	µg/L							
p-Isopropyltoluene (p-Cymene)	ND	0.50	µg/L							
Methyl tert-Butyl Ether (MTBE)	ND	0.50	µg/L							
Methylene Chloride	ND	5.0	µg/L							
4-Methyl-2-pentanone (MIBK)	ND	5.0	µg/L							
Naphthalene	ND	2.0	µg/L							L-03, V-05
n-Propylbenzene	ND	1.0	µg/L							
Styrene	ND	1.0	µg/L							
1,1,1,2-Tetrachloroethane	ND	0.50	µg/L							
1,1,2,2-Tetrachloroethane	ND	0.50	µg/L							

con-test®
A Pace Analytical® Laboratory

39 Spruce Street * East Longmeadow, MA 01028 * FAX 413/525-6405 * TEL. 413/525-2332

QUALITY CONTROL

Volatile Organic Compounds by GC/MS - Quality Control

Analyte	Result	Reporting Limit	Units	Spike Level	Source Result	%REC	%REC Limits	RPD	RPD Limit	Notes
Batch B312094 - SW-846 5030B										
Blank (B312094-BLK1)				Prepared: 07/01/22 Analyzed: 07/02/22						
Tetrachloroethylene	ND	1.0	µg/L							
Tetrahydrofuran	ND	10	µg/L							
Toluene	ND	1.0	µg/L							
1,2,3-Trichlorobenzene	ND	1.0	µg/L							L-03, V-05
1,2,4-Trichlorobenzene	ND	0.50	µg/L							
1,1,1-Trichloroethane	ND	0.50	µg/L							
1,1,2-Trichloroethane	ND	0.50	µg/L							
Trichloroethylene	ND	1.0	µg/L							
Trichlorofluoromethane (Freon 11)	ND	2.0	µg/L							
1,2,3-Trichloropropane	ND	0.50	µg/L							
1,1,2-Trichloro-1,2,2-trifluoroethane (Freon 113)	ND	0.50	µg/L							
1,2,4-Trimethylbenzene	ND	0.50	µg/L							
1,3,5-Trimethylbenzene	ND	0.50	µg/L							
Vinyl Chloride	ND	1.0	µg/L							
m+p Xylene	ND	2.0	µg/L							
o-Xylene	ND	1.0	µg/L							
Surrogate: 1,2-Dichloroethane-d4	*21.4*		µg/L	25.0		85.8	70-130			
Surrogate: Toluene-d8	*25.1*		µg/L	25.0		100	70-130			
Surrogate: 4-Bromofluorobenzene	*24.5*		µg/L	25.0		98.0	70-130			
LCS (B312094-BS1)				Prepared & Analyzed: 07/01/22						
Acetone	79.2	10	µg/L	100		79.2	40-160			V-05
Acrylonitrile	10.3	2.0	µg/L	10.0		103	70-130			
Benzene	9.56	0.50	µg/L	10.0		95.6	70-130			
Bromobenzene	10.8	0.50	µg/L	10.0		108	70-130			
Bromodichloromethane	10.3	0.50	µg/L	10.0		103	70-130			
Bromoform	10.1	0.50	µg/L	10.0		101	70-130			
Bromomethane	12.4	2.0	µg/L	10.0		124	40-160			V-34
2-Butanone (MEK)	83.9	5.0	µg/L	100		83.9	40-160			
n-Butylbenzene	8.58	1.0	µg/L	10.0		85.8	70-130			
sec-Butylbenzene	9.45	1.0	µg/L	10.0		94.5	70-130			
tert-Butylbenzene	10.3	1.0	µg/L	10.0		103	70-130			
Carbon Disulfide	93.8	5.0	µg/L	100		93.8	70-130			
Carbon Tetrachloride	9.15	0.50	µg/L	10.0		91.5	70-130			
Chlorobenzene	10.1	0.50	µg/L	10.0		101	70-130			
Chlorodibromomethane	9.87	0.50	µg/L	10.0		98.7	40-160			
Chloroethane	10.7	0.50	µg/L	10.0		107	70-130			
Chloroform	9.20	0.50	µg/L	10.0		92.0	70-130			
Chloromethane	4.19	0.60	µg/L	10.0		41.9	40-160			L-17, V-05, V-34
2-Chlorotoluene	10.3	0.50	µg/L	10.0		103	70-130			
4-Chlorotoluene	10.2	0.50	µg/L	10.0		102	70-130			
1,2-Dibromo-3-chloropropane (DBCP)	8.16	1.0	µg/L	10.0		81.6	70-130			
1,2-Dibromoethane (EDB)	10.5	0.50	µg/L	10.0		105	70-130			
Dibromomethane	10.8	0.50	µg/L	10.0		108	70-130			
1,2-Dichlorobenzene	9.45	0.50	µg/L	10.0		94.5	70-130			
1,3-Dichlorobenzene	9.39	0.50	µg/L	10.0		93.9	70-130			
1,4-Dichlorobenzene	9.50	0.50	µg/L	10.0		95.0	70-130			
trans-1,4-Dichloro-2-butene	9.74	2.0	µg/L	10.0		97.4	70-130			
Dichlorodifluoromethane (Freon 12)	7.60	0.50	µg/L	10.0		76.0	40-160			
1,1-Dichloroethane	10.2	0.50	µg/L	10.0		102	70-130			
1,2-Dichloroethane	10.7	0.50	µg/L	10.0		107	70-130			
1,1-Dichloroethylene	9.61	0.50	µg/L	10.0		96.1	70-130			

con-test®
A Pace Analytical® Laboratory

39 Spruce Street * East Longmeadow, MA 01028 * FAX 413/525-6405 * TEL. 413/525-2332

QUALITY CONTROL

Volatile Organic Compounds by GC/MS - Quality Control

Analyte	Result	Reporting Limit	Units	Spike Level	Source Result	%REC		%REC Limits	RPD	RPD Limit	Notes
Batch B312094 - SW-846 5030B											
LCS (B312094-BS1)				Prepared & Analyzed: 07/01/22							
cis-1,2-Dichloroethylene	9.79	0.50	µg/L	10.0		97.9		70-130			
trans-1,2-Dichloroethylene	10.3	1.0	µg/L	10.0		103		70-130			
1,2-Dichloropropane	11.8	0.50	µg/L	10.0		118		70-130			
1,3-Dichloropropane	11.0	0.50	µg/L	10.0		110		70-130			
2,2-Dichloropropane	7.04	0.50	µg/L	10.0		70.4		70-130			V-05
1,1-Dichloropropene	9.84	0.50	µg/L	10.0		98.4		70-130			
cis-1,3-Dichloropropene	9.95	0.50	µg/L	10.0		99.5		70-130			
trans-1,3-Dichloropropene	9.26	0.50	µg/L	10.0		92.6		70-130			
Ethylbenzene	10.2	0.50	µg/L	10.0		102		70-130			
Hexachlorobutadiene	8.24	0.60	µg/L	10.0		82.4		40-160			
2-Hexanone (MBK)	95.5	5.0	µg/L	100		95.5		70-130			
Isopropylbenzene (Cumene)	10.4	0.50	µg/L	10.0		104		70-130			
p-Isopropyltoluene (p-Cymene)	9.78	0.50	µg/L	10.0		97.8		70-130			
Methyl tert-Butyl Ether (MTBE)	9.81	0.50	µg/L	10.0		98.1		70-130			
Methylene Chloride	9.93	5.0	µg/L	10.0		99.3		70-130			
4-Methyl-2-pentanone (MIBK)	102	5.0	µg/L	100		102		40-160			
Naphthalene	6.60	2.0	µg/L	10.0		**66.0**	*	70-130			L-03, V-05
n-Propylbenzene	9.94	1.0	µg/L	10.0		99.4		70-130			
Styrene	10.8	1.0	µg/L	10.0		108		70-130			
1,1,1,2-Tetrachloroethane	10.8	0.50	µg/L	10.0		108		70-130			
1,1,2,2-Tetrachloroethane	9.99	0.50	µg/L	10.0		99.9		70-130			
Tetrachloroethylene	10.3	1.0	µg/L	10.0		103		70-130			
Tetrahydrofuran	9.18	10	µg/L	10.0		91.8		70-130			
Toluene	10.3	1.0	µg/L	10.0		103		70-130			
1,2,3-Trichlorobenzene	6.96	1.0	µg/L	10.0		**69.6**	*	70-130			L-03, V-05
1,2,4-Trichlorobenzene	8.12	0.50	µg/L	10.0		81.2		70-130			
1,1,1-Trichloroethane	8.89	0.50	µg/L	10.0		88.9		70-130			
1,1,2-Trichloroethane	10.5	0.50	µg/L	10.0		105		70-130			
Trichloroethylene	11.0	1.0	µg/L	10.0		110		70-130			
Trichlorofluoromethane (Freon 11)	7.98	2.0	µg/L	10.0		79.8		40-160			
1,2,3-Trichloropropane	10.6	0.50	µg/L	10.0		106		70-130			
1,1,2-Trichloro-1,2,2-trifluoroethane (Freon 113)	8.85	0.50	µg/L	10.0		88.5		70-130			
1,2,4-Trimethylbenzene	9.86	0.50	µg/L	10.0		98.6		70-130			
1,3,5-Trimethylbenzene	10.3	0.50	µg/L	10.0		103		70-130			
Vinyl Chloride	9.72	1.0	µg/L	10.0		97.2		70-130			
m+p Xylene	21.1	2.0	µg/L	20.0		105		70-130			
o-Xylene	10.4	1.0	µg/L	10.0		104		70-130			
Surrogate: 1,2-Dichloroethane-d4	*20.3*		µg/L	25.0		81.3		70-130			
Surrogate: Toluene-d8	*24.7*		µg/L	25.0		98.9		70-130			
Surrogate: 4-Bromofluorobenzene	*24.3*		µg/L	25.0		97.3		70-130			

con-test®
A Pace Analytical® Laboratory

39 Spruce Street * East Longmeadow, MA 01028 * FAX 413/525-6405 * TEL. 413/525-2332

QUALITY CONTROL

Petroleum Hydrocarbons Analyses - Quality Control

Analyte	Result	Reporting Limit	Units	Spike Level	Source Result	%REC	%REC Limits	RPD	RPD Limit	Notes
Batch B312313 - SW-846 3510C										
Blank (B312313-BLK1)				Prepared: 07/06/22 Analyzed: 07/08/22						
CT ETPH	ND	0.15	mg/L							
Surrogate: 2-Fluorobiphenyl	*0.0620*		mg/L	0.100		62.0	50-150			
LCS (B312313-BS1)				Prepared: 07/06/22 Analyzed: 07/08/22						
CT ETPH	0.686	0.15	mg/L	1.00		68.6	60-120			
Surrogate: 2-Fluorobiphenyl	*0.0599*		mg/L	0.100		59.9	50-150			
LCS Dup (B312313-BSD1)				Prepared: 07/06/22 Analyzed: 07/08/22						
CT ETPH	0.646	0.15	mg/L	1.00		64.6	60-120	6.00	30	
Surrogate: 2-Fluorobiphenyl	*0.0549*		mg/L	0.100		54.9	50-150			

con-test®
A Pace Analytical® Laboratory

39 Spruce Street * East Longmeadow, MA 01028 * FAX 413/525-6405 * TEL. 413/525-2332

FLAG/QUALIFIER SUMMARY

*	QC result is outside of established limits.
†	Wide recovery limits established for difficult compound.
‡	Wide RPD limits established for difficult compound.
#	Data exceeded client recommended or regulatory level
ND	Not Detected
RL	Reporting Limit is at the level of quantitation (LOQ)
DL	Detection Limit is the lower limit of detection determined by the MDL study
MCL	Maximum Contaminant Level
	Percent recoveries and relative percent differences (RPDs) are determined by the software using values in the calculation which have not been rounded.
	No results have been blank subtracted unless specified in the case narrative section.
L-03	Laboratory fortified blank/laboratory control sample recovery is outside of control limits. Reported value for this compound is likely to be biased on the low side.
L-17	Compound classified by CT RCP as difficult with acceptable recoveries of 40-160%. Recovery does not meet 70-130% criteria but does meet difficult compound criteria.
V-05	Continuing calibration verification (CCV) did not meet method specifications and was biased on the low side for this compound.
V-34	Initial calibration verification (ICV) did not meet method specifications and was biased on the low side for this compound. Reported result is estimated.

con-test®
A Pace Analytical® Laboratory

39 Spruce Street * East Longmeadow, MA 01028 * FAX 413/525-6405 * TEL. 413/525-2332

CERTIFICATIONS

Certified Analyses included in this Report

Analyte	Certifications
CTDEP ETPH in Soil	
CT ETPH	CT
CTDEP ETPH in Water	
CT ETPH	CT
SW-846 8260D in Water	
Acetone	CT,NH,NY,ME
Acrylonitrile	CT,NY,ME
Benzene	CT,NH,NY,ME
Bromobenzene	NY
Bromodichloromethane	CT,NH,NY,ME
Bromoform	CT,NH,NY,ME
Bromomethane	CT,NH,NY,ME
2-Butanone (MEK)	CT,NH,NY,ME
n-Butylbenzene	NY,ME
sec-Butylbenzene	NY,ME
tert-Butylbenzene	NY,ME
Carbon Disulfide	CT,NH,NY,ME
Carbon Tetrachloride	CT,NH,NY,ME
Chlorobenzene	CT,NH,NY,ME
Chlorodibromomethane	CT,NH,NY,ME
Chloroethane	CT,NH,NY,ME
Chloroform	CT,NH,NY,ME
Chloromethane	CT,NH,NY,ME
2-Chlorotoluene	NY,ME
4-Chlorotoluene	NY,ME
1,2-Dibromo-3-chloropropane (DBCP)	NY
1,2-Dibromoethane (EDB)	NY
Dibromomethane	NH,NY,ME
1,2-Dichlorobenzene	CT,NY,ME
1,3-Dichlorobenzene	CT,NH,NY,ME
1,4-Dichlorobenzene	CT,NH,NY,ME
trans-1,4-Dichloro-2-butene	NH,NY,ME
Dichlorodifluoromethane (Freon 12)	NH,NY,ME
1,1-Dichloroethane	CT,NH,NY,ME
1,2-Dichloroethane	CT,NH,NY,ME
1,1-Dichloroethylene	CT,NH,NY,ME
cis-1,2-Dichloroethylene	NY,ME
trans-1,2-Dichloroethylene	CT,NH,NY,ME
1,2-Dichloropropane	CT,NH,NY,ME
1,3-Dichloropropane	NY,ME
2,2-Dichloropropane	NH,NY,ME
1,1-Dichloropropene	NH,NY,ME
cis-1,3-Dichloropropene	CT,NH,NY,ME
trans-1,3-Dichloropropene	CT,NH,NY,ME
Ethylbenzene	CT,NH,NY,ME
Hexachlorobutadiene	CT,NH,NY,ME
2-Hexanone (MBK)	CT,NH,NY,ME

39 Spruce Street * East Longmeadow, MA 01028 * FAX 413/525-6405 * TEL. 413/525-2332

CERTIFICATIONS

Certified Analyses included in this Report

Analyte	Certifications
SW-846 8260D in Water	
Isopropylbenzene (Cumene)	NY,ME
p-Isopropyltoluene (p-Cymene)	CT,NH,NY,ME
Methyl tert-Butyl Ether (MTBE)	CT,NH,NY,ME
Methylene Chloride	CT,NH,NY,ME
4-Methyl-2-pentanone (MIBK)	CT,NH,NY,ME
Naphthalene	NH,NY,ME
n-Propylbenzene	CT,NH,NY,ME
Styrene	CT,NH,NY,ME
1,1,1,2-Tetrachloroethane	CT,NH,NY,ME
1,1,2,2-Tetrachloroethane	CT,NH,NY,ME
Tetrachloroethylene	CT,NH,NY,ME
Toluene	CT,NH,NY,ME
1,2,3-Trichlorobenzene	NH,NY,ME
1,2,4-Trichlorobenzene	CT,NH,NY,ME
1,1,1-Trichloroethane	CT,NH,NY,ME
1,1,2-Trichloroethane	CT,NH,NY,ME
Trichloroethylene	CT,NH,NY,ME
Trichlorofluoromethane (Freon 11)	CT,NH,NY,ME
1,2,3-Trichloropropane	NH,NY,ME
1,1,2-Trichloro-1,2,2-trifluoroethane (Freon 113)	NY
1,2,4-Trimethylbenzene	NY,ME
1,3,5-Trimethylbenzene	NY,ME
Vinyl Chloride	CT,NH,NY,ME
m+p Xylene	NH,NY,ME
o-Xylene	NH,NY,ME

Con-Test, a Pace Environmental Laboratory, operates under the following certifications and accreditations:

Code	Description	Number	Expires
AIHA	AIHA-LAP, LLC - ISO17025:2017	100033	03/1/2024
MA	Massachusetts DEP	M-MA100	06/30/2023
CT	Connecticut Department of Publilc Health	PH-0165	12/31/2022
NY	New York State Department of Health	10899 NELAP	04/1/2023
NH-S	New Hampshire Environmental Lab	2516 NELAP	02/5/2023
RI	Rhode Island Department of Health	LAO00373	12/30/2022
NC	North Carolina Div. of Water Quality	652	12/31/2022
NJ	New Jersey DEP	MA007 NELAP	06/30/2023
FL	Florida Department of Health	E871027 NELAP	06/30/2023
VT	Vermont Department of Health Lead Laboratory	LL720741	07/30/2023
ME	State of Maine	MA00100	06/9/2023
VA	Commonwealth of Virginia	460217	12/14/2022
NH-P	New Hampshire Environmental Lab	2557 NELAP	09/6/2022
VT-DW	Vermont Department of Health Drinking Water	VT-255716	06/12/2023
NC-DW	North Carolina Department of Health	25703	07/31/2022
PA	Commonwealth of Pennsylvania DEP	68-05812	06/30/2023
MI	Dept. of Env, Great Lakes, and Energy	9100	09/6/2022

22F2039

Pace Analytical®
Phone: 413-525-2332
Fax: 413-525-6405
Access COC's and Support Requests

http://www.pacelabs.com

CHAIN OF CUSTODY RECORD

39 Spruce Street
East Longmeadow, MA 01028

Doc # 381 Rev 5_07/13/2021

Page 1 of 1

Company Name: Westen and Sampson
Address: 772 Brook St, Rocky Hill, CT
Phone:
Project Name: Simsbury AMC
Project Location: Simsbury, CT
Project Number: Client PO: 11003487
Project Manager: Laura Kellen
Pace Quote Name/Number:
Invoice Recipient: Drew Blichacz
Sampled By: Richard Marmelstein

Requested Turnaround Time
7-Day ✓ 10-Day
PFAS 10-Day (std) Due Date:

Rush-Approval Required
1-Day 3-Day
2-Day 4-Day

Drinking Water Samples
Field Filtered
Lab to Filter

Orthophosphate Samples
Field Filtered
Lab to Filter

Data Delivery
Format: PDF ✓ EXCEL ✓
Other:
CLP Like Data Pkg Required:
Email To: kellenl@wsewe.com
Fax To #:

PCB ONLY
SOXHLET
NON SOXHLET

ANALYSIS REQUESTED

Pace Work Order#	Client Sample ID / Description	Beginning Date/Time	Ending Date/Time	COMP/GRAB	[1]Matrix Code	Conc Code	VIALS	GLASS	PLASTIC	BACTERIA	ENCORE	F	C	D/BAT										[2] Preservation Code
1	MW-61	6/29	1155	grab	GW	V		2				X												
2	MW-102	6/29	1220	grab	GW	V	2	2				X		X										
3	MW-6	6/29	1330	grab	GW	V		2				X												
4	CCA-3	6/29	900	grab	GW	V		1					X											
5	Dup-1	6/29	—					2				X												

Courier Use Only
Total Number Of:
VIALS
GLASS
PLASTIC
BACTERIA
ENCORE

Glassware in the fridge? Y / N
Glassware in freezer? Y / N
Prepackaged Cooler? Y / N
*Pace Analytical is not responsible for missing samples from prepacked coolers

[1] Matrix Codes:
GW = Ground Water
WW = Waste Water
DW = Drinking Water
A = Air
S = Soil
SL = Sludge
SOL = Solid
O = Other (please define)

[2] Preservation Codes:
I = Iced
H = HCL
M = Methanol
N = Nitric Acid
S = Sulfuric Acid
B = Sodium Bisulfate
X = Sodium Hydroxide
T = Sodium Thiosulfate
O = Other (please define)

Relinquished by: (signature)	Date/Time: 6/29/1600	
Received by: (signature) WSE Fridge	Date/Time:	
Relinquished by: (signature)	Date/Time:	
Received by: (signature)	Date/Time: 6/30/22 1127	
Relinquished by: (signature)	Date/Time: 6/30/22 5:05 pm	
Received by: (signature) 6.0	Date/Time: 6/30/22 1705	
Relinquished by: (signature)	Date/Time:	
Received by: (signature)	Date/Time:	

Client Comments:

Detection Limit Requirements
RL: CT DeepRSRs
Other: GAPMC

Special Requirements
MA MCP Required
MCP Certification Form Required
CT RCP Required ✓
RCP Certification Form Required
MA State DW Required
PWSID #

Please use the following codes to indicate possible sample concentration within the Conc Code column above:
H - High; M - Medium; L - Low; C - Clean; U - Unknown

NELAC and AIHA-LAP, LLC Accredited

Project Entity
Government Municipality MWRA WRTA
Federal 21 J School
City Brownfield MBTA

Other
Chromatogram
AIHA-LAP,LLC

Lab Comments:

Disclaimer: Pace Analytical is not responsible for any omitted information on the Chain of Custody. The Chain of Custody is a legal document that must be complete and accurate and is used to determine what analyses the laboratory will perform. Any missing information is not the laboratory's responsibility. Pace Analytical values your partnership on each project and will try to assist with missing information, but will not be held accountable.

Table of Contents

I Have Not Confirmed Sample Container Numbers With Lab Staff Before Relinquishing Over Samples_____

Pace

Pace

Doc# 277 Rev 5 2017

Login Sample Receipt Checklist - (Rejection Criteria Listing - Using Acceptance Policy) Any False Statement will be brought to the attention of the Client - State True or False

Client W+S

Received By ORW Date 06/30/22 Time 1705

How were the samples received? In Cooler T No Cooler _____ On Ice T No Ice _____

Direct from Sampling _____ Ambient _____ Melted Ice _____

Were samples within Temperature? 2-6°C T By Gun # 3 Actual Temp - 4.0

By Blank # _____ Actual Temp - _____

Was Custody Seal Intact? N/A Were Samples Tampered with? N/A

Was COC Relinquished ? T Does Chain Agree With Samples? T

Are there broken/leaking/loose caps on any samples? F

Is COC in ink/ Legible? T Were samples received within holding time? T

Did COC include all pertinent Information? Client T Analysis T Sampler Name T

Project T ID's T Collection Dates/Times T

Are Sample labels filled out and legible? T

Are there Lab to Filters? F Who was notified? _____

Are there Rushes? F Who was notified? _____

Are there Short Holds? F Who was notified? _____

Is there enough Volume? T

Is there Headspace where applicable? F MS/MSD? F

Proper Media/Containers Used? T Is splitting samples required? F

Were trip blanks received? F On COC? F

Do all samples have the proper pH? Acid N/A Base N/A

Vials	#	Containers:	#		#		#
Unp-		1 Liter Amb.	9	1 Liter Plastic		16 oz Amb.	
HCL-	2	500 mL Amb.		500 mL Plastic		8oz Amb/Clear	
Meoh-		250 mL Amb.		250 mL Plastic		4oz Amb/Clear	
Bisulfate-		Flashpoint		Col./Bacteria		2oz Amb/Clear	
DI-		Other Glass		Other Plastic		Encore	
Thiosulfate-		SOC Kit		Plastic Bag		Frozen:	
Sulfuric-		Perchlorate		Ziplock			

Unused Media

Vials	#	Containers:	#		#		#
Unp-		1 Liter Amb.		1 Liter Plastic		16 oz Amb.	
HCL-		500 mL Amb.		500 mL Plastic		8oz Amb/Clear	
Meoh-		250 mL Amb.		250 mL Plastic		4oz Amb/Clear	
Bisulfate-		Col./Bacteria		Flashpoint		2oz Amb/Clear	
DI-		Other Plastic		Other Glass		Encore	
Thiosulfate-		SOC Kit		Plastic Bag		Frozen:	
Sulfuric-		Perchlorate		Ziplock			

Comments:

C:\MSDCHEM\4\DATA\D070822.SEC\D22F189011.D

CT ETPH Discrimination Check

Data File Name D22F189011.D
Data File Path C:\MSDCHEM\4\DATA\D070822.SEC\
Operator TYH
Date Acquired 7/8/1922 19:16
Acq. Method File EPH11D.M
Sample Name ETPH 1500
Instrument Name GCFID4

Name	Ret Time	Target Response	Average Response	*%D+/-20
C-9	1.67	7238612	8507244	15
C-10	2.31	7680781	8507244	10
C-12	3.24	8081620	8507244	5
C-14	3.96	8287990	8507244	3
C-16	4.57	8522064	8507244	0
C-18	5.12	8667447	8507244	-2
C-20	5.73	8774515	8507244	-3
C-22	6.48	8875485	8507244	-4
C-24	7.32	9036852	8507244	-6
C-26	8.13	9040055	8507244	-6
C-28	8.87	9029627	8507244	-6
C-30	9.55	8963416	8507244	-5
C-32	10.19	8733607	8507244	-3
C-34	10.78	8537029	8507244	0
C-36	11.34	8139559	8507244	4

Samples
22F2085-03
22F2085-04
22F2085-08
22F2085-05
22F2085-09
22F2085-06
22F2039-05
22F2039-01
22F2039-02
22F2085-01
22F2085-07

*One compound allowed %D</=50

C:\MSDChem\4\DATA\D070922\D22F190006.D

CT ETPH Discrimination Check

Data File Name D22F190006.D
Data File Path C:\MSDChem\4\DATA\D070922\
Operator TYH
Date Acquired 7/9/1922 17:45
Acq. Method File EPH11D.M
Sample Name ETPH 1500
Instrument Name GCFID4

Name	Ret Time	Target Response	Average Response	*%D+/-20
C-9	1.25	7345601	8167334	10
C-10	2.03	7742891	8167334	5
C-12	3.07	7996499	8167334	2
C-14	3.81	8212512	8167334	-1
C-16	4.43	8369234	8167334	-2
C-18	4.98	8383545	8167334	-3
C-20	5.56	8364240	8167334	-2
C-22	6.27	8368194	8167334	-2
C-24	7.10	8453627	8167334	-4
C-26	7.91	8464954	8167334	-4
C-28	8.66	8495545	8167334	-4
C-30	9.35	8518254	8167334	-4
C-32	10.59	8142286	8167334	0
C-34	11.15	7826314	8167334	4
C-36	11.15	7826314	8167334	4

Samples
22F2039-03
22G0233-01
22F1724-09RE1

*One compound allowed %D</=50

REASONABLE CONFIDENCE PROTOCOL
LABORATORY ANALYSIS QA/QC CERTIFICATION FORM

Laboratory Name: Con-Test, a Pace Analytical Laboratory

Client: Weston & Sampson

Project Location: Simsbury, CT

Project Number: 22F2039

Laboratory Sample ID(s):
22F2039-01 thru 22F2039-05

Sample Date(s):
06/29/2022

List RCP Methods Used:
CTDEP ETPH, SW-846 8260D

1	For each analytical method referenced in this laboratory report package, were all specified QA/QC performance criteria followed, including the requirement to explain any criteria falling outside of acceptable guidelines, as specified in the CTDEP method-specific Reasonable Confidence Protocol documents?	☑ Yes ☐ No
1A	Were the method specified preservation and holding time requirements met?	☑ Yes ☐ No
1B	VPH and EPH Methods only: Was the VPH and EPH method conducted without significant modifications (see Section 11.3 of respective RCP methods)?	☐ Yes ☐ No ☑ N/A
2	Were all samples received by the laboratory in a condition consistent with that described on the associated chain-of-custody document(s)?	☑ Yes ☐ No
3	Were samples received at an appropriate temperature (< 6 degrees C.)?	☑ Yes ☐ No ☐ N/A
4	Were all QA/QC performance criteria specified in the CTDEP Reasonable Confidence Protocol documents achieved?	☐ Yes ☑ No
5A	Were reporting limits specified or referenced on the chain-of-custody?	☑ Yes ☐ No
5B	Were these reporting limits met?	☐ Yes ☑ No
6	For each analytical method referenced in this laboratory report package, were results reported for all constituents identified in the method-specific analyte lists presented in the Reasonable Confidence Protocol documents?	☑ Yes ☐ No
7	Are project-specific matrix spikes and laboratory duplicates included in this data set?	☐ Yes ☑ No

Notes: For all questions to which the response was "No" (with the exception of question #7), additional information must be provided in an attached narrative. If the answer to question #1, #1A, or #1B is "No", the data package does not meet the requirements for "Reasonable Confidence."
This form may not be altered and all questions must be answered.

Lisa A. Worthington

I, the undersigned, attest under the pains and penalties of perjury that, to the best of my knowledge and belief and based upon my personal inquiry of those responsible for providing the information contained in this analytical report, such information is accurate and complete.

Authorized Signature: Lisa Worthington **Position:** **Technical Representative**

Printed Name: **Lisa A. Worthington** **Date:** **07/11/22**

Name of Laboratory: **Con-Test, a Pace Analytical Laboratory**

This certification form is to be used for RCP methods only.

con-test®
A Pace Analytical® Laboratory

39 Spruce Street * East Longmeadow, MA 01028 * FAX 413/525-6405 * TEL. 413/525-2332

September 26, 2022

Laura Yellen
Weston & Sampson
712 Brook Street, Suite 103
Rocky Hill, CT 06067

Project Location: Simsbury, CT
Client Job Number:
Project Number: 2180209
Laboratory Work Order Number: 22I1232

Enclosed are results of analyses for samples as received by the laboratory on September 21, 2022. If you have any questions concerning this report, please feel free to contact me.

Sincerely,



Kerry K. McGee
Project Manager

Table of Contents

Sample Summary 3
Case Narrative 4
Sample Results 5
22I1232-01 5
22I1232-02 6
22I1232-03 7
22I1232-04 8
Sample Preparation Information 10
QC Data 11
Polychlorinated Biphenyls By GC/ECD 11
B317932 11
Petroleum Hydrocarbons Analyses 12
B317819 12
Dual Column RPD Report 13
Flag/Qualifier Summary 15
Certifications 16
Chain of Custody/Sample Receipt 17

con-test®
A Pace Analytical® Laboratory

39 Spruce Street * East Longmeadow, MA 01028 * FAX 413/525-6405 * TEL. 413/525-2332

Weston & Sampson
712 Brook Street, Suite 103
Rocky Hill, CT 06067
ATTN: Laura Yellen

REPORT DATE: 9/26/2022

PURCHASE ORDER NUMBER: 11003487

PROJECT NUMBER: 2180209

ANALYTICAL SUMMARY

WORK ORDER NUMBER: 22I1232

The results of analyses performed on the following samples submitted to CON-TEST, a Pace Analytical Laboratory, are found in this report.

PROJECT LOCATION: Simsbury, CT

FIELD SAMPLE #	LAB ID:	MATRIX	SAMPLE DESCRIPTION	TEST	SUB LAB
MW-6	22I1232-01	Ground Water		CTDEP ETPH	
MW-101	22I1232-02	Ground Water		CTDEP ETPH	
Dup 2	22I1232-03	Ground Water		CTDEP ETPH	
MW-401	22I1232-04	Ground Water		CTDEP ETPH	
				SW-846 8082A	

con-test®
A Pace Analytical® Laboratory

39 Spruce Street * East Longmeadow, MA 01028 * FAX 413/525-6405 * TEL. 413/525-2332

CASE NARRATIVE SUMMARY

All reported results are within defined laboratory quality control objectives unless listed below or otherwise qualified in this report.

The results of analyses reported only relate to samples submitted to Con-Test, a Pace Analytical Laboratory, for testing.
I certify that the analyses listed above, unless specifically listed as subcontracted, if any, were performed under my direction according to the approved methodologies listed in this document, and that based upon my inquiry of those individuals immediately responsible for obtaining the information, the material contained in this report is, to the best of my knowledge and belief, accurate and complete.

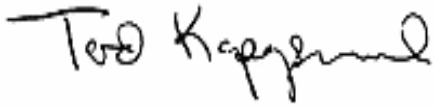

Tod E. Kopyscinski
Laboratory Director

con-test®
A Pace Analytical® Laboratory
39 Spruce Street * East Longmeadow, MA 01028 * FAX 413/525-6405 * TEL. 413/525-2332

Project Location: Simsbury, CT
Sample Description:
Work Order: 22I1232

Date Received: 9/21/2022

Field Sample #: MW-6
Sampled: 9/21/2022 09:22

Sample ID: 22I1232-01

Sample Matrix: Ground Water

Petroleum Hydrocarbons Analyses

Analyte	Results	RL	Units	Dilution	Flag/Qual	Method	Date Prepared	Date/Time Analyzed	Analyst
CT ETPH	0.15	0.14	mg/L	1		CTDEP ETPH	9/22/22	9/24/22 16:31	SFM

Surrogates	% Recovery	Recovery Limits	Flag/Qual	
2-Fluorobiphenyl	71.2	50-150		9/24/22 16:31

con-test®
A Pace Analytical® Laboratory
39 Spruce Street * East Longmeadow, MA 01028 * FAX 413/525-6405 * TEL. 413/525-2332

Project Location: Simsbury, CT | Sample Description: | Work Order: 22I1232

Date Received: 9/21/2022

Field Sample #: MW-101 | Sampled: 9/21/2022 11:00

Sample ID: 22I1232-02

Sample Matrix: Ground Water

Petroleum Hydrocarbons Analyses

Analyte	Results	RL	Units	Dilution	Flag/Qual	Method	Date Prepared	Date/Time Analyzed	Analyst
CT ETPH	0.27	0.15	mg/L	1		CTDEP ETPH	9/22/22	9/24/22 17:01	SFM

Surrogates	% Recovery	Recovery Limits	Flag/Qual	
2-Fluorobiphenyl	76.3	50-150		9/24/22 17:01

con-test®
A Pace Analytical® Laboratory
39 Spruce Street * East Longmeadow, MA 01028 * FAX 413/525-6405 * TEL. 413/525-2332

Project Location: Simsbury, CT
Sample Description:
Work Order: 22I1232

Date Received: 9/21/2022

Field Sample #: Dup 2
Sampled: 9/21/2022 09:22

Sample ID: 22I1232-03

Sample Matrix: Ground Water

Petroleum Hydrocarbons Analyses

Analyte	Results	RL	Units	Dilution	Flag/Qual	Method	Date Prepared	Date/Time Analyzed	Analyst
CT ETPH	0.15	0.15	mg/L	1		CTDEP ETPH	9/22/22	9/24/22 17:31	SFM

Surrogates	% Recovery	Recovery Limits	Flag/Qual	
2-Fluorobiphenyl	78.7	50-150		9/24/22 17:31

con-test®
A Pace Analytical® Laboratory
39 Spruce Street * East Longmeadow, MA 01028 * FAX 413/525-6405 * TEL. 413/525-2332

Project Location: Simsbury, CT | Sample Description: | Work Order: 22I1232

Date Received: 9/21/2022

Field Sample #: MW-401 | Sampled: 9/21/2022 10:30

Sample ID: 22I1232-04

Sample Matrix: Ground Water

Polychlorinated Biphenyls By GC/ECD

Analyte	Results	RL	Units	Dilution	Flag/Qual	Method	Date Prepared	Date/Time Analyzed	Analyst
Aroclor-1016 [1]	ND	0.20	µg/L	1		SW-846 8082A	9/23/22	9/26/22 11:34	TG
Aroclor-1221 [1]	ND	0.20	µg/L	1		SW-846 8082A	9/23/22	9/26/22 11:34	TG
Aroclor-1232 [1]	ND	0.20	µg/L	1		SW-846 8082A	9/23/22	9/26/22 11:34	TG
Aroclor-1242 [1]	ND	0.20	µg/L	1		SW-846 8082A	9/23/22	9/26/22 11:34	TG
Aroclor-1248 [1]	ND	0.20	µg/L	1		SW-846 8082A	9/23/22	9/26/22 11:34	TG
Aroclor-1254 [1]	ND	0.20	µg/L	1		SW-846 8082A	9/23/22	9/26/22 11:34	TG
Aroclor-1260 [1]	ND	0.20	µg/L	1		SW-846 8082A	9/23/22	9/26/22 11:34	TG
Aroclor-1262 [1]	ND	0.20	µg/L	1		SW-846 8082A	9/23/22	9/26/22 11:34	TG
Aroclor-1268 [1]	ND	0.20	µg/L	1		SW-846 8082A	9/23/22	9/26/22 11:34	TG

Surrogates	% Recovery	Recovery Limits	Flag/Qual	
Decachlorobiphenyl [1]	92.1	30-150		9/26/22 11:34
Decachlorobiphenyl [2]	88.1	30-150		9/26/22 11:34
Tetrachloro-m-xylene [1]	70.4	30-150		9/26/22 11:34
Tetrachloro-m-xylene [2]	68.3	30-150		9/26/22 11:34

con-test®
A Pace Analytical® Laboratory

39 Spruce Street * East Longmeadow, MA 01028 * FAX 413/525-6405 * TEL. 413/525-2332

Project Location: Simsbury, CT | Sample Description: | Work Order: 22I1232

Date Received: 9/21/2022

Field Sample #: MW-401 | Sampled: 9/21/2022 10:30

Sample ID: 22I1232-04

Sample Matrix: Ground Water

Petroleum Hydrocarbons Analyses

Analyte	Results	RL	Units	Dilution	Flag/Qual	Method	Date Prepared	Date/Time Analyzed	Analyst
CT ETPH	0.16	0.15	mg/L	1		CTDEP ETPH	9/22/22	9/24/22 18:02	SFM

Surrogates	% Recovery	Recovery Limits	Flag/Qual	
2-Fluorobiphenyl	85.2	50-150		9/24/22 18:02

con-test®
A Pace Analytical® Laboratory

39 Spruce Street * East Longmeadow, MA 01028 * FAX 413/525-6405 * TEL. 413/525-2332

Sample Extraction Data

Prep Method: SW-846 3510C **Analytical Method: CTDEP ETPH**

Lab Number [Field ID]	Batch	Initial [mL]	Final [mL]	Date
22I1232-01 [MW-6]	B317819	1050	1.00	09/22/22
22I1232-02 [MW-101]	B317819	915	0.900	09/22/22
22I1232-03 [Dup 2]	B317819	1030	1.00	09/22/22
22I1232-04 [MW-401]	B317819	1030	1.00	09/22/22

Prep Method: SW-846 3510C **Analytical Method: SW-846 8082A**

Lab Number [Field ID]	Batch	Initial [mL]	Final [mL]	Date
22I1232-04 [MW-401]	B317932	1000	10.0	09/23/22

con-test®
A Pace Analytical® Laboratory

39 Spruce Street * East Longmeadow, MA 01028 * FAX 413/525-6405 * TEL. 413/525-2332

QUALITY CONTROL

Polychlorinated Biphenyls By GC/ECD - Quality Control

Analyte	Result	Reporting Limit	Units	Spike Level	Source Result	%REC	%REC Limits	RPD	RPD Limit	Notes
Batch B317932 - SW-846 3510C										
Blank (B317932-BLK1)				Prepared: 09/23/22 Analyzed: 09/26/22						
Aroclor-1016	ND	0.20	µg/L							
Aroclor-1016 [2C]	ND	0.20	µg/L							
Aroclor-1221	ND	0.20	µg/L							
Aroclor-1221 [2C]	ND	0.20	µg/L							
Aroclor-1232	ND	0.20	µg/L							
Aroclor-1232 [2C]	ND	0.20	µg/L							
Aroclor-1242	ND	0.20	µg/L							
Aroclor-1242 [2C]	ND	0.20	µg/L							
Aroclor-1248	ND	0.20	µg/L							
Aroclor-1248 [2C]	ND	0.20	µg/L							
Aroclor-1254	ND	0.20	µg/L							
Aroclor-1254 [2C]	ND	0.20	µg/L							
Aroclor-1260	ND	0.20	µg/L							
Aroclor-1260 [2C]	ND	0.20	µg/L							
Aroclor-1262	ND	0.20	µg/L							
Aroclor-1262 [2C]	ND	0.20	µg/L							
Aroclor-1268	ND	0.20	µg/L							
Aroclor-1268 [2C]	ND	0.20	µg/L							
Surrogate: Decachlorobiphenyl	*2.06*		µg/L	2.00		103	30-150			
Surrogate: Decachlorobiphenyl [2C]	*1.96*		µg/L	2.00		98.1	30-150			
Surrogate: Tetrachloro-m-xylene	*1.34*		µg/L	2.00		67.2	30-150			
Surrogate: Tetrachloro-m-xylene [2C]	*1.31*		µg/L	2.00		65.4	30-150			
LCS (B317932-BS1)				Prepared: 09/23/22 Analyzed: 09/26/22						
Aroclor-1016	0.44	0.20	µg/L	0.500		87.7	40-140			
Aroclor-1016 [2C]	0.44	0.20	µg/L	0.500		88.5	40-140			
Aroclor-1260	0.41	0.20	µg/L	0.500		81.7	40-140			
Aroclor-1260 [2C]	0.39	0.20	µg/L	0.500		78.6	40-140			
Surrogate: Decachlorobiphenyl	*2.13*		µg/L	2.00		106	30-150			
Surrogate: Decachlorobiphenyl [2C]	*2.03*		µg/L	2.00		101	30-150			
Surrogate: Tetrachloro-m-xylene	*1.52*		µg/L	2.00		76.2	30-150			
Surrogate: Tetrachloro-m-xylene [2C]	*1.48*		µg/L	2.00		73.8	30-150			
LCS Dup (B317932-BSD1)				Prepared: 09/23/22 Analyzed: 09/26/22						
Aroclor-1016	0.41	0.20	µg/L	0.500		82.4	40-140	6.16	20	
Aroclor-1016 [2C]	0.42	0.20	µg/L	0.500		84.8	40-140	4.28	20	
Aroclor-1260	0.39	0.20	µg/L	0.500		78.4	40-140	4.11	20	
Aroclor-1260 [2C]	0.38	0.20	µg/L	0.500		75.7	40-140	3.81	20	
Surrogate: Decachlorobiphenyl	*2.05*		µg/L	2.00		102	30-150			
Surrogate: Decachlorobiphenyl [2C]	*1.95*		µg/L	2.00		97.5	30-150			
Surrogate: Tetrachloro-m-xylene	*1.46*		µg/L	2.00		72.9	30-150			
Surrogate: Tetrachloro-m-xylene [2C]	*1.42*		µg/L	2.00		70.8	30-150			

con-test®
A Pace Analytical® Laboratory

39 Spruce Street * East Longmeadow, MA 01028 * FAX 413/525-6405 * TEL. 413/525-2332

QUALITY CONTROL

Petroleum Hydrocarbons Analyses - Quality Control

Analyte	Result	Reporting Limit	Units	Spike Level	Source Result	%REC	%REC Limits	RPD	RPD Limit	Notes
Batch B317819 - SW-846 3510C										
Blank (B317819-BLK1)				Prepared: 09/22/22 Analyzed: 09/24/22						
CT ETPH	ND	0.15	mg/L							
Surrogate: 2-Fluorobiphenyl	*0.0666*		mg/L	0.100		66.6	50-150			
LCS (B317819-BS1)				Prepared: 09/22/22 Analyzed: 09/24/22						
CT ETPH	0.619	0.15	mg/L	1.00		61.9	60-120			
Surrogate: 2-Fluorobiphenyl	*0.0715*		mg/L	0.100		71.5	50-150			
LCS Dup (B317819-BSD1)				Prepared: 09/22/22 Analyzed: 09/24/22						
CT ETPH	0.624	0.15	mg/L	1.00		62.4	60-120	0.892	30	
Surrogate: 2-Fluorobiphenyl	*0.0700*		mg/L	0.100		70.0	50-150			

con-test®
A Pace Analytical® Laboratory

39 Spruce Street * East Longmeadow, MA 01028 * FAX 413/525-6405 * TEL. 413/525-2332

IDENTIFICATION SUMMARY FOR SINGLE COMPONENT ANALYTES

SW-846 8082A

LCS

Lab Sample ID: B317932-BS1 Date(s) Analyzed: 09/26/2022 09/26/2022

Instrument ID (1): ECD10 Instrument ID (2): ECD10

GC Column (1): ID: (mm) GC Column (2): ID: (mm)

ANALYTE	COL	RT	RT WINDOW		CONCENTRATION	%RPD
			FROM	TO		
Aroclor-1016	1	0.000	0.000	0.000	0.44	
	2	0.000	0.000	0.000	0.44	0.0
Aroclor-1260	1	0.000	0.000	0.000	0.41	
	2	0.000	0.000	0.000	0.39	5.0

con-test®
A Pace Analytical® Laboratory

39 Spruce Street * East Longmeadow, MA 01028 * FAX 413/525-6405 * TEL. 413/525-2332

IDENTIFICATION SUMMARY FOR SINGLE COMPONENT ANALYTES

SW-846 8082A

LCS Dup

Lab Sample ID: B317932-BSD1 Date(s) Analyzed: 09/26/2022 09/26/2022

Instrument ID (1): ECD10 Instrument ID (2): ECD10

GC Column (1): ID: (mm) GC Column (2): ID: (mm)

ANALYTE	COL	RT	RT WINDOW		CONCENTRATION	%RPD
			FROM	TO		
Aroclor-1016	1	0.000	0.000	0.000	0.41	
	2	0.000	0.000	0.000	0.42	2.4
Aroclor-1260	1	0.000	0.000	0.000	0.39	
	2	0.000	0.000	0.000	0.38	2.6

con-test®
A Pace Analytical® Laboratory

39 Spruce Street * East Longmeadow, MA 01028 * FAX 413/525-6405 * TEL. 413/525-2332

FLAG/QUALIFIER SUMMARY

*	QC result is outside of established limits.
†	Wide recovery limits established for difficult compound.
‡	Wide RPD limits established for difficult compound.
#	Data exceeded client recommended or regulatory level
ND	Not Detected
RL	Reporting Limit is at the level of quantitation (LOQ)
DL	Detection Limit is the lower limit of detection determined by the MDL study
MCL	Maximum Contaminant Level
	Percent recoveries and relative percent differences (RPDs) are determined by the software using values in the calculation which have not been rounded.
	No results have been blank subtracted unless specified in the case narrative section.

con-test®
A Pace Analytical® Laboratory

39 Spruce Street * East Longmeadow, MA 01028 * FAX 413/525-6405 * TEL. 413/525-2332

CERTIFICATIONS

Certified Analyses included in this Report

Analyte	Certifications
CTDEP ETPH in Water	
CT ETPH	CT
SW-846 8082A in Water	
Aroclor-1016	CT,NH,NY,NC,ME,VA,PA
Aroclor-1016 [2C]	CT,NH,NY,NC,ME,VA,PA
Aroclor-1221	CT,NH,NY,NC,ME,VA,PA
Aroclor-1221 [2C]	CT,NH,NY,NC,ME,VA,PA
Aroclor-1232	CT,NH,NY,NC,ME,VA,PA
Aroclor-1232 [2C]	CT,NH,NY,NC,ME,VA,PA
Aroclor-1242	CT,NH,NY,NC,ME,VA,PA
Aroclor-1242 [2C]	CT,NH,NY,NC,ME,VA,PA
Aroclor-1248	CT,NH,NY,NC,ME,VA,PA
Aroclor-1248 [2C]	CT,NH,NY,NC,ME,VA,PA
Aroclor-1254	CT,NH,NY,NC,ME,VA,PA
Aroclor-1254 [2C]	CT,NH,NY,NC,ME,VA,PA
Aroclor-1260	CT,NH,NY,NC,ME,VA,PA
Aroclor-1260 [2C]	CT,NH,NY,NC,ME,VA,PA
Aroclor-1262	NH,NY,NC,ME,VA,PA
Aroclor-1262 [2C]	NH,NY,NC,ME,VA,PA
Aroclor-1268	NH,NY,NC,ME,VA,PA
Aroclor-1268 [2C]	NH,NY,NC,ME,VA,PA

Con-Test, a Pace Environmental Laboratory, operates under the following certifications and accreditations:

Code	Description	Number	Expires
AIHA	AIHA-LAP, LLC - ISO 17025:2017	100033	03/1/2024
MA	Massachusetts DEP	M-MA100	06/30/2023
CT	Connecticut Department of Public Health	PH-0165	12/31/2022
NY	New York State Department of Health	10899 NELAP	04/1/2023
NH	New Hampshire Environmental Lab	2516 NELAP	02/5/2023
RI	Rhode Island Department of Health	LAO00373	12/30/2022
NC	North Carolina Div. of Water Quality	652	12/31/2022
NJ	New Jersey DEP	MA007 NELAP	06/30/2023
FL	Florida Department of Health	E871027 NELAP	06/30/2023
VT	Vermont Department of Health Lead Laboratory	LL720741	07/30/2023
VT-DW	Vermont Department of Health Drinking Water	VT-255716	06/12/2023
ME	State of Maine	MA00100	06/9/2023
VA	Commonwealth of Virginia	460217	12/14/2022
NH-P	New Hampshire Environmental Lab	2557 NELAP	09/6/2023
NC-DW	North Carolina Department of Health and Human Services	25703	07/31/2023
PA	Commonwealth of Pennsylvania DEP	68-05812	06/30/2023
MI	Dept. of Env, Great Lakes, and Energy	9100	09/6/2023

22D232

con-test® A Pace Analytical® Laboratory

Phone: 413-525-2332
Fax: 413-525-6405
Email: info@contestlabs.com

http://www.contestlabs.com

CHAIN OF CUSTODY RECORD

39 Spruce Street
East Longmeadow, MA 01028

Doc # 381 Rev 4_01/08/2020

Page 1 of 2

Company Name:	Weston & Sampson
Address:	712 Brook St, Rocky Hill, CT 06067
Phone:	(860) 513-1473
Project Name:	Simsbury AWC
Project Location:	Simsbury, CT
Project Number:	Client PO: 11003487
Project Manager:	Laura Yellen
Con-Test Quote Name/Number:	
Invoice Recipient:	Drew Blicharz
Sampled By:	Richard Manandhar

Requested Turnaround Time
7-Day ☑ 10-Day ☐
PFAS 10-Day (std) ☐ Due Date:

Rush-Approval Required
1-Day ☐ 3-Day ☐
2-Day ☐ 4-Day ☐

Data Delivery
Format: PDF ☑ EXCEL ☑
Other:
CLP Like Data Pkg Required: ☐
Email To: yellenl@wseinc.com
Fax To #: manandhar.richard@wseinc.com

Dissolved Metals Samples
○ Field Filtered
○ Lab to Filter

Orthophosphate Samples
○ Field Filtered
○ Lab to Filter

PCB ONLY
SOXHLET ☐
NON SOXHLET ☐

ANALYSIS REQUESTED

Con-Test Work Order#	Client Sample ID / Description	Beginning Date/Time	Ending Date/Time	COMP/GRAB	[1]Matrix Code	Conc Code	VIALS	GLASS	PLASTIC	BACTERIA	ENCORE	ETPH	PAHS	VOCs	EPH/VPH
1	MW-6	9-21-22	0922	Grab	GW	U						✓			
2	MW-101	9-21-22	1100	grab	GW	U						✓			
3	Dup 2	9-21-22	0922	grab	GW	U						✓			

[2] Preservation Code

Total Number Of:
VIALS
GLASS 6
PLASTIC
BACTERIA
ENCORE

Glassware in the fridge? Y / N
Glassware in freezer? Y / N
Prepackaged Cooler? Y / N
*Contest is not responsible for missing samples from prepacked coolers

[1] Matrix Codes:
GW = Ground Water
WW = Waste Water
DW = Drinking Water
A = Air
S = Soil
SL = Sludge
SOL = Solid
O = Other (please define)

[2] Preservation Codes:
I = Iced
H = HCL
M = Methanol
N = Nitric Acid
S = Sulfuric Acid
B = Sodium Bisulfate
X = Sodium Hydroxide
T = Sodium Thiosulfate
O = Other (please define)

Relinquished by: (signature)		Date/Time: 9-21-22 1226
Received by: (signature)		Date/Time: 9/21/22 1312
Relinquished by: (signature)		Date/Time: 9/21/22 1405
Received by: (signature)		Date/Time: 9/21/22 1405
Relinquished by: (signature)		Date/Time:
Received by: (signature)		Date/Time:
Relinquished by: (signature)		Date/Time:
Received by: (signature)		Date/Time:

Client Comments:

Detection Limit Requirements
MA
CT DEEP RSRs
Res DEC
GA PMC
Other:

Special Requirements
☐ MA MCP Required
MCP Certification Form Required
☑ CT RCP Required
RCP Certification Form Required
☐ MA State DW Required
PWSID #

Please use the following codes to indicate possible sample concentration within the Conc Code column above:
H - High; M - Medium; L - Low; C - Clean; U - Unknown

Project Entity
Government ☐ Municipality ☐ MWRA ☐ WRTA ☐
Federal ☐ 21 J ☐ School ☐
City ☐ Brownfield ☐ MBTA ☐

Other
☐ Chromatogram
☐ *AIHA-LAP,LLC*

Lab Comments:

Disclaimer: Con-Test Labs is not responsible for any omitted information on the Chain of Custody. The Chain of Custody is a legal document that must be complete and accurate and is used to determine what analyses the laboratory will perform. Any missing information is not the laboratory's responsibility. Con Test values your partnership on each project and will try to assist with missing information, but will not b held accountable.

Table of Contents

con-test® A Pace Analytical® Laboratory

Phone: 413-525-2332
Fax: 413-525-6405
Email: info@contestlabs.com

http://www.contestlabs.com

CHAIN OF CUSTODY RECORD

39 Spruce Street
East Longmeadow, MA 01028

Doc # 381 Rev 4_01/08/2020

Page 1 of 2

Company Name:	Weston & Sampson
Address:	712 Brook St, Rocky Hill, CT 06067
Phone:	(860) 513-1473
Project Name:	Simsbury AWC
Project Location:	Simsbury, CT
Project Number:	Client PO: 11003487
Project Manager:	Laura Yellen
Con-Test Quote Name/Number:	
Invoice Recipient:	Drew Blicharz
Sampled By:	Richard Manandhar

Requested Turnaround Time
7-Day ☑ 10-Day ☐
PFAS 10-Day (std) ☐ Due Date:

Rush-Approval Required
1-Day ☐ 3-Day ☐
2-Day ☐ 4-Day ☐

Data Delivery
Format: PDF ☑ EXCEL ☑
Other:
CLP Like Data Pkg Required: ☐
Email To: yellenl@wseinc.com
Fax To #: manandhar.richard@wseinc.com

Dissolved Metals Samples
○ Field Filtered
○ Lab to Filter

Orthophosphate Samples
○ Field Filtered
○ Lab to Filter

PCB ONLY
SOXHLET ☐
NON SOXHLET ☐

ANALYSIS REQUESTED

Con-Test Work Order#	Client Sample ID / Description	Beginning Date/Time	Ending Date/Time	COMP/GRAB	[1]Matrix Code	Conc Code	VIALS	GLASS	PLASTIC	BACTERIA	ENCORE	PCBS	ETPH
4	MW-401	9-21-22	1030	Grab	GW	U						✓	✓

[2] Preservation Code

Total Number Of:
VIALS
GLASS 4
PLASTIC
BACTERIA
ENCORE

Glasswave in the fridge? Y/N
Glassware in freezer? Y (N)
Prepackaged Cooler? (Y) / N
*Contest is not responsible for missing samples from prepacked coolers

[1] **Matrix Codes:**
GW = Ground Water
WW = Waste Water
DW = Drinking Water
A = Air
S = Soil
SL = Sludge
SOL = Solid
O = Other (please define)

[2] **Preservation Codes:**
I = Iced
H = HCL
M = Methanol
N = Nitric Acid
S = Sulfuric Acid
B = Sodium Bisulfate
X = Sodium Hydroxide
T = Sodium Thiosulfate
O = Other (please define)

Relinquished by: (signature)	Date/Time: 9-21-22 1226
Received by: (signature)	Date/Time: 9/21/22 1312
Relinquished by: (signature)	Date/Time: 9/21/22 1401
Received by: (signature)	Date/Time:
Relinquished by: (signature)	Date/Time:
Received by: (signature)	Date/Time:
Relinquished by: (signature)	Date/Time:
Received by: (signature)	Date/Time:

Client Comments:

Detection Limit Requirements
MA
CT — CT DEEP RSRs
Res DEC
GA PMC
Other:

Special Requirements
☐ MA MCP Required
MCP Certification Form Required
☑ CT RCP Required
RCP Certification Form Required
☐ MA State DW Required
PWSID #

Please use the following codes to indicate possible sample concentration within the Conc Code column above:
H - High; M - Medium; L - Low; C - Clean; U - Unknown

Project Entity
Government ☐ Municipality ☐ MWRA ☐ WRTA ☐
Federal ☐ 21 J ☐ School ☐
City ☐ Brownfield ☐ MBTA ☐

Other
☐ Chromatogram
☐ AIHA-LAP,LLC

Lab Comments:

Disclaimer: Con-Test Labs is not responsible for any omitted information on the Chain of Custody. The Chain of Custody is a legal document that must be complete and accurate and is used to determine what analyses the laboratory will perform. Any missing information is not the laboratory's responsibility. Con-Test values your partnership on each project and will try to assist with missing information, but will not be held accountable.

Table of Contents

39 Spruce St.
East Longmeadow, MA. 01028
P: 413-525-2332
F: 413-525-6405
www.pacelabs.com

Pace PEOPLE ADVANCING SCIENCE
Doc# 277 Rev 6 July 2022

Login Sample Receipt Checklist - (Rejection Criteria Listing - Using Acceptance Policy) Any False Statement will be brought to the attention of the Client - State True or False

Client Weston and Sampson
Received By LA Date 9/21/22 Time 1405

How were the samples received? In Cooler T No Cooler _____ On Ice T No Ice _____
Direct From Sample F Ambient _____ Melted Ice _____
Were samples within Tempurature? Within 2-6°C T By Gun # 5 Actual Temp 2.0
By Blank # _____ Actual Temp -
Was Custody Seal In tact? NA Were Samples Tampered with? F
Was COC Relinquished ? T Does Chain Agree With Samples? T
Are there broken/leaking/loose caps on any samples? F
Is COC in ink/ Legible? T Were samples received within holding time? T
Did COC include all pertinent Information? Client? T Analysis? T Sampler Name? T
Project? T ID's? T Collection Dates/Times? T
Are Sample labels filled out and legible? T
Are there Lab to Filters? F Who was notified? _____
Are there Rushes? F Who was notified? _____
Are there Short Holds? F Who was notified? _____
Samples are received within holding time? T Is there enough Volume? T
Is there Headspace where applicable? NA MS/MSD? F
Proper Media/Containers Used? T splitting samples require F
Were trip blanks receive F On COC? F
Do All Samples Have the proper pH? NA Acid Base

Vials	#	Containers:	#		#		#
Unp-		1 Liter Amb.	1	1 Liter Plastic		16 oz Amb.	
HCL-		500 mL Amb.		500 mL Plastic		8oz Amb/Clear	
Meoh-		250 mL Amb.		250 mL Plastic		4oz Amb/Clear	
Bisulfate-		Col./Bacteria		Flashpoint		2oz Amb/Clear	
DI-		Other Plastic		Other Glass		Encore	
Thiosulfate-		SOC Kit		Plastic Bag		Frozen:	
Sulfuric-		Perchlorate		Ziplock			

Unused Media

Vials	#	Containers:	#		#		#
Unp-		1 Liter Amb.		1 Liter Plastic		16 oz Amb.	
HCL-		500 mL Amb.		500 mL Plastic		8oz Amb/Clear	
Meoh-		250 mL Amb.		250 mL Plastic		4oz Amb/Clear	
Bisulfate-		Col./Bacteria		Flashpoint		2oz Amb/Clear	
DI-		Other Plastic		Other Glass		Encore	
Thiosulfate-		SOC Kit		Plastic Bag		Frozen:	
Sulfuric-		Perchlorate		Ziplock			

Comments:

C:\MSDCHEM\4\DATA\D092422\D22F267006.D

CT ETPH Discrimination Check

Data File Name D22F267006.D
Data File Path C:\MSDCHEM\4\DATA\D092422\
Operator SFM
Date Acquired 9/24/1922 12:28
Acq. Method File EPH11D.M
Sample Name ETPH 1500
Instrument Name GCFID4

Name	Ret Time	Target Response	Average Response	*%D+/-20
C-9	1.15	8187361	9080447	10
C-10	1.95	8377527	9080447	8
C-12	3.00	8559026	9080447	6
C-14	3.74	8987531	9080447	1
C-16	4.36	9276621	9080447	-2
C-18	4.90	9456771	9080447	-4
C-20	5.45	9589911	9080447	-6
C-22	6.14	9700201	9080447	-7
C-24	6.94	9875222	9080447	-9
C-26	7.75	9906316	9080447	-9
C-28	8.50	9859957	9080447	-9
C-30	9.19	9472397	9080447	-4
C-32	9.83	8704308	9080447	4
C-34	10.43	8296167	9080447	9
C-36	10.99	7957384	9080447	12

*One compound allowed %D</=50

Samples
22I1136-01
22I1136-02
22I1136-03
22I1136-04
22I1232-01
22I1232-02
22I1232-03
22I1232-04
22I1177-01

REASONABLE CONFIDENCE PROTOCOL
LABORATORY ANALYSIS QA/QC CERTIFICATION FORM

Laboratory Name: Pace New England

Client: Weston & Sampson

Project Location: Simsbury, CT

Project Number: 22I1232

Laboratory Sample ID(s):

22I1232-01 thru 22I1232-04

Sample Date(s):

09/21/2022

List RCP Methods Used:

CTDEP ETPH, SW-846 8082A

1	For each analytical method referenced in this laboratory report package, were all specified QA/QC performance criteria followed, including the requirement to explain any criteria falling outside of acceptable guidelines, as specified in the CTDEP method-specific Reasonable Confidence Protocol documents?	☑ Yes ☐ No
1A	Were the method specified preservation and holding time requirements met?	☑ Yes ☐ No
1B	VPH and EPH Methods only: Was the VPH and EPH method conducted without significant modifications (see Section 11.3 of respective RCP methods)?	☐ Yes ☐ No ☑ N/A
2	Were all samples received by the laboratory in a condition consistent with that described on the associated chain-of-custody document(s)?	☑ Yes ☐ No
3	Were samples received at an appropriate temperature (< 6 degrees C.)?	☑ Yes ☐ No ☐ N/A
4	Were all QA/QC performance criteria specified in the CTDEP Reasonable Confidence Protocol documents achieved?	☑ Yes ☐ No
5A	Were reporting limits specified or referenced on the chain-of-custody?	☑ Yes ☐ No
5B	Were these reporting limits met?	☑ Yes ☐ No
6	For each analytical method referenced in this laboratory report package, were results reported for all constituents identified in the method-specific analyte lists presented in the Reasonable Confidence Protocol documents?	☑ Yes ☐ No
7	Are project-specific matrix spikes and laboratory duplicates included in this data set?	☐ Yes ☑ No

Notes: For all questions to which the response was "No" (with the exception of question #7), additional information must be provided in an attached narrative. If the answer to question #1, #1A, or #1B is "No", the data package does not meet the requirements for "Reasonable Confidence."
This form may not be altered and all questions must be answered.

Tod E. Kopyscinski

I, the undersigned, attest under the pains and penalties of perjury that, to the best of my knowledge and belief and based upon my personal inquiry of those responsible for providing the information contained in this analytical report, such information is accurate and complete.

Authorized Signature: Tod Kopyscinski **Position:** **Laboratory Director**

Printed Name: **Tod E. Kopyscinski** **Date:** **09/26/22**

Name of Laboratory: **Pace New England**

This certification form is to be used for RCP methods only.

con-test®
A Pace Analytical® Laboratory

39 Spruce Street * East Longmeadow, MA 01028 * FAX 413/525-6405 * TEL. 413/525-2332

December 27, 2022

Laura Yellen
Weston & Sampson
712 Brook Street, Suite 103
Rocky Hill, CT 06067

Project Location: Simsbury, CT
Client Job Number:
Project Number: 2180209
Laboratory Work Order Number: 22L2755

Enclosed are results of analyses for samples as received by the laboratory on December 20, 2022. If you have any questions concerning this report, please feel free to contact me.

Sincerely,



Rebecca Faust
Project Manager

Table of Contents

Sample Summary 3

Case Narrative 4

Sample Results 5

22L2755-01 5

Sample Preparation Information 6

QC Data 7

Petroleum Hydrocarbons Analyses 7

B326556 7

Flag/Qualifier Summary 8

Certifications 9

Chain of Custody/Sample Receipt 10

con-test®
A Pace Analytical® Laboratory

39 Spruce Street * East Longmeadow, MA 01028 * FAX 413/525-6405 * TEL. 413/525-2332

Weston & Sampson
712 Brook Street, Suite 103
Rocky Hill, CT 06067
ATTN: Laura Yellen

REPORT DATE: 12/27/2022

PURCHASE ORDER NUMBER: 11003487

PROJECT NUMBER: 2180209

ANALYTICAL SUMMARY

WORK ORDER NUMBER: 22L2755

The results of analyses performed on the following samples submitted to CON-TEST, a Pace Analytical Laboratory, are found in this report.

PROJECT LOCATION: Simsbury, CT

FIELD SAMPLE #	LAB ID:	MATRIX	SAMPLE DESCRIPTION	TEST	SUB LAB
MW-6	22L2755-01	Ground Water		CTDEP ETPH	

con-test®
A Pace Analytical® Laboratory

39 Spruce Street * East Longmeadow, MA 01028 * FAX 413/525-6405 * TEL. 413/525-2332

CASE NARRATIVE SUMMARY

All reported results are within defined laboratory quality control objectives unless listed below or otherwise qualified in this report.

The results of analyses reported only relate to samples submitted to Con-Test, a Pace Analytical Laboratory, for testing.
I certify that the analyses listed above, unless specifically listed as subcontracted, if any, were performed under my direction according to the approved methodologies listed in this document, and that based upon my inquiry of those individuals immediately responsible for obtaining the information, the material contained in this report is, to the best of my knowledge and belief, accurate and complete.

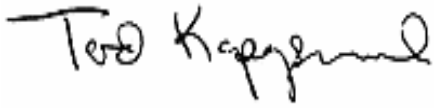

Tod E. Kopyscinski
Laboratory Director

con-test®
A Pace Analytical® Laboratory
39 Spruce Street * East Longmeadow, MA 01028 * FAX 413/525-6405 * TEL. 413/525-2332

Project Location: Simsbury, CT | Sample Description: | Work Order: 22L2755

Date Received: 12/20/2022

Field Sample #: MW-6 | Sampled: 12/20/2022 12:30

Sample ID: 22L2755-01

Sample Matrix: Ground Water

Petroleum Hydrocarbons Analyses

Analyte	Results	RL	Units	Dilution	Flag/Qual	Method	Date Prepared	Date/Time Analyzed	Analyst
CT ETPH	0.26	0.14	mg/L	1		CTDEP ETPH	12/22/22	12/23/22 21:54	SFM

Surrogates	% Recovery	Recovery Limits	Flag/Qual	
2-Fluorobiphenyl	79.0	50-150		12/23/22 21:54

con-test®
A Pace Analytical® Laboratory

39 Spruce Street * East Longmeadow, MA 01028 * FAX 413/525-6405 * TEL. 413/525-2332

Sample Extraction Data

Prep Method: SW-846 3510C **Analytical Method: CTDEP ETPH**

Lab Number [Field ID]	Batch	Initial [mL]	Final [mL]	Date
22L2755-01 [MW-6]	B326556	950	0.900	12/22/22

con-test®
A Pace Analytical® Laboratory

39 Spruce Street * East Longmeadow, MA 01028 * FAX 413/525-6405 * TEL. 413/525-2332

QUALITY CONTROL

Petroleum Hydrocarbons Analyses - Quality Control

Analyte	Result	Reporting Limit	Units	Spike Level	Source Result	%REC	%REC Limits	RPD	RPD Limit	Notes
Batch B326556 - SW-846 3510C										
Blank (B326556-BLK1)				Prepared: 12/22/22 Analyzed: 12/23/22						
CT ETPH	ND	0.15	mg/L							
Surrogate: 2-Fluorobiphenyl	*0.0697*		mg/L	0.100		69.7	50-150			
LCS (B326556-BS1)				Prepared: 12/22/22 Analyzed: 12/23/22						
CT ETPH	0.649	0.15	mg/L	1.00		64.9	60-120			
Surrogate: 2-Fluorobiphenyl	*0.0759*		mg/L	0.100		75.9	50-150			
LCS Dup (B326556-BSD1)				Prepared: 12/22/22 Analyzed: 12/23/22						
CT ETPH	0.675	0.15	mg/L	1.00		67.5	60-120	3.94	30	
Surrogate: 2-Fluorobiphenyl	*0.0762*		mg/L	0.100		76.2	50-150			

con-test®
A Pace Analytical® Laboratory

39 Spruce Street * East Longmeadow, MA 01028 * FAX 413/525-6405 * TEL. 413/525-2332

FLAG/QUALIFIER SUMMARY

*	QC result is outside of established limits.
†	Wide recovery limits established for difficult compound.
‡	Wide RPD limits established for difficult compound.
#	Data exceeded client recommended or regulatory level
ND	Not Detected
RL	Reporting Limit is at the level of quantitation (LOQ)
DL	Detection Limit is the lower limit of detection determined by the MDL study
MCL	Maximum Contaminant Level
	Percent recoveries and relative percent differences (RPDs) are determined by the software using values in the calculation which have not been rounded.
	No results have been blank subtracted unless specified in the case narrative section.

con-test®
A Pace Analytical® Laboratory

39 Spruce Street * East Longmeadow, MA 01028 * FAX 413/525-6405 * TEL. 413/525-2332

CERTIFICATIONS

Certified Analyses included in this Report

Analyte	Certifications
CTDEP ETPH in Soil	
CT ETPH	CT
CTDEP ETPH in Water	
CT ETPH	CT

Con-Test, a Pace Environmental Laboratory, operates under the following certifications and accreditations:

Code	Description	Number	Expires
CT	Connecticut Department of Public Health	PH-0165	12/31/2022

Pace Analytical®

Phone: 612-607-6400
Fax: 612-607-6344

22L0275S

https://www.pacelabs.com/

CHAIN OF CUSTODY RECORD

1800 Elm Street SE
Minneapolis, MN 55414

Doc # 381 Rev 4_01/08/2020

Page 1 of 1

Contact: https://www.pacelabs.com/contact-us/contact-environmental-sciences/

Company Name:	Weston & Sampson
Address:	712 Brook St, Suite 103
Phone:	(860) 513-1473
Project Name:	Simsbury AWC - Eversource
Project Location:	Simsbury, CT
Project Number:	Client PO: 11003487
Project Manager:	Laura Yellen
Pace Analytical Quote Name/Number:	
Invoice Recipient:	Drew Blicharz
Sampled By:	Richard Manandhar

Requested Turnaround Time
7-Day ☑ 10-Day ☐
PFAS 10-Day (std) ☐ Due Date:

Rush Approval Required
1-Day ☐ 3-Day ☐
2-Day ☐ 4-Day ☐

Data Delivery
Format: PDF ☑ EXCEL ☑
Other:
CLP Like Data Pkg Required: ☐
Email To: yellenl@wseinc.com
Fax To #: manandhar.richard@wseinc.com

Dissolved Metals Samples
○ Field Filtered
○ Lab to Filter

Orthophosphate Samples
○ Field Filtered
○ Lab to Filter

PCB ONLY
SOXHLET ☐
NON SOXHLET ☐

ANALYSIS REQUESTED

Pace Analytical Work Order#	Client Sample ID / Description	Beginning Date/Time	Ending Date/Time	COMP/GRAB	[1] Matrix Code	Conc Code	VIALS	GLASS	PLASTIC	BACTERIA	ENCORE	ETPH	PCBs	PAHs	VOCs	EPH	VPH
	MW-6	12/2022	1730	Grab	GW	U		2				X					

[2] Preservation Code

Courier Use Only
Total Number Of:
VIALS
GLASS
PLASTIC
BACTERIA
ENCORE

Glassware in the fridge? Y (N)
Glassware in freezer? Y (N)
Prepackaged Cooler? Y / N

*Pace Analytical is not responsible for missing samples from prepacked coolers

[1] **Matrix Codes:**
GW = Ground Water
WW = Waste Water
DW = Drinking Water
A = Air
S = Soil
SL = Sludge
SOL = Solid
O = Other (please define)

[2] **Preservation Codes:**
I = Iced
H = HCL
M = Methanol
N = Nitric Acid
S = Sulfuric Acid
B = Sodium Bisulfate
X = Sodium Hydroxide
T = Sodium Thiosulfate
O = Other (please define)

Relinquished by: (signature)	Date/Time: 12/20/22 1755	Client Comments:
Received by: (signature)	Date/Time: 12/20/22 1255	
Relinquished by: (signature)	Date/Time: 12/20/22 1350	
Received by: (signature)	Date/Time: 12/20/22	
Relinquished by: (signature)	Date/Time:	
Received by: (signature)	Date/Time:	
Relinquished by: (signature)	Date/Time:	
Received by: (signature)	Date/Time:	

Lab Comments:

Detection Limit Requirements
MA
CT CT DEEP RSRs
GA PMC
Other:

Special Requirements
☐ MA MCP Required
MCP Certification Form Required
☑ CT RCP Required
RCP Certification Form Required
☐ MA State DW Required
PWSID #

Please use the following codes to indicate possible sample concentration within the Conc Code column above:
H - High; M - Medium; L - Low; C - Clean; U - Unknown

Project Entity
Government ☐ Municipality ☐ MWRA ☐ WRTA ☐
Federal ☐ 21 J ☐ School ☐
City ☐ Brownfield ☐ MBTA ☐

NELAC and AIHA-LAP, LLC Accreditation
Other
☐ Chromatogram
☐ *AIHA-LAP,LLC*

Disclaimer: Pace Analytical is not responsible for any omitted information on the Chain of Custody. The Chain of Custody is a legal document that must be complete and accurate and is used to determine what analyses the laboratory will perform. Any missing information is not the laboratory's responsibility. Pace Analytical values your partnership on each project and will try to assist with missing information, but will not be held accountable.

Table of Contents

39 Spruce St.
East Longmeadow, MA. 01028
P: 413-525-2332
F: 413-525-6405
www.pacelabs.com

Pace PEOPLE ADVANCING SCIENCE

Doc# 277 Rev 6 July 2022

Login Sample Receipt Checklist - (Rejection Criteria Listing - Using Acceptance Policy) Any False Statement will be brought to the attention of the Client - State True or False

Client Weston & Sampson

Received By LH Date 12-20-22 Time 13:50

How were the samples received? In Cooler T No Cooler ____ On Ice T No Ice ____
Direct From Sample ____ Ambient ____ Melted Ice ____

Were samples within Tempurature? Within 2-6°C T By Gun # 5 Actual Temp - 3.3
By Blank # ____ Actual Temp -

Was Custody Seal In tact? NA Were Samples Tampered with? NA

Was COC Relinquished ? T Does Chain Agree With Samples? T

Are there broken/leaking/loose caps on any samples? F

Is COC in ink/ Legible? T Were samples received within holding time? T

Did COC include all pertinent Information? Client? T Analysis? T Sampler Name? T
Project? T ID's? T Collection Dates/Times? T

Are Sample labels filled out and legible? T

Are there Lab to Filters? F Who was notified? ____

Are there Rushes? F Who was notified? ____

Are there Short Holds? F Who was notified? ____

Samples are received within holding time? T Is there enough Volume? T

Is there Headspace where applicable? NA MS/MSD? F

Proper Media/Containers Used? T splitting samples require F

Were trip blanks receive F On COC? NA

Do All Samples Have the proper pH? NA Acid ____ Base ____

Vials	#	Containers:	#		#		#
Unp-		1 Liter Amb.	2	1 Liter Plastic		16 oz Amb.	
HCL-		500 mL Amb.		500 mL Plastic		8oz Amb/Clear	
Meoh-		250 mL Amb.		250 mL Plastic		4oz Amb/Clear	
Bisulfate-		Col./Bacteria		Flashpoint		2oz Amb/Clear	
DI-		Other Plastic		Other Glass		Encore	
Thiosulfate-		SOC Kit		Plastic Bag		Frozen:	
Sulfuric-		Perchlorate		Ziplock			

Unused Media

Vials	#	Containers:	#		#		#
Unp-		1 Liter Amb.		1 Liter Plastic		16 oz Amb.	
HCL-		500 mL Amb.		500 mL Plastic		8oz Amb/Clear	
Meoh-		250 mL Amb.		250 mL Plastic		4oz Amb/Clear	
Bisulfate-		Col./Bacteria		Flashpoint		2oz Amb/Clear	
DI-		Other Plastic		Other Glass		Encore	
Thiosulfate-		SOC Kit		Plastic Bag		Frozen:	
Sulfuric-		Perchlorate		Ziplock			

Comments:

C:\MSDCHEM\4\DATA\D122322\D22F357006.D

CT ETPH Discrimination Check

Data File Name D22F357006.D
Data File Path C:\MSDCHEM\4\DATA\D122322\
Operator SFM
Date Acquired 12/23/1922 18:49
Acq. Method File EPH11D.M
Sample Name ETPH 1500
Instrument Name GCFID4

Name	Ret Time	Target Response	Average Response	*%D+/-20
C-9	0.94	10425067	11655790	11
C-10	1.71	10912250	11655790	6
C-12	2.84	11143075	11655790	4
C-14	3.58	11371459	11655790	2
C-16	4.20	11554586	11655790	1
C-18	4.74	12096482	11655790	-4
C-20	5.25	11744983	11655790	-1
C-22	5.88	11713143	11655790	0
C-24	6.64	11849898	11655790	-2
C-26	7.45	11957593	11655790	-3
C-28	8.20	11965142	11655790	-3
C-30	8.89	11993459	11655790	-3
C-32	9.53	12039070	11655790	-3
C-34	10.12	12213517	11655790	-5
C-36	10.68	11857123	11655790	-2

*One compound allowed %D</=50

Samples
22L2968-04
22L2968-05
22L2869-02
22L2968-01
22L2968-02
22L2968-03
22L2755-01
22L2435-01

REASONABLE CONFIDENCE PROTOCOL
LABORATORY ANALYSIS QA/QC CERTIFICATION FORM

Laboratory Name: Pace New England

Client: Weston & Sampson

Project Location: Simsbury, CT

Project Number: 22L2755

Laboratory Sample ID(s):

22L2755-01

Sample Date(s):

12/20/2022

List RCP Methods Used:

CTDEP ETPH

1	For each analytical method referenced in this laboratory report package, were all specified QA/QC performance criteria followed, including the requirement to explain any criteria falling outside of acceptable guidelines, as specified in the CTDEP method-specific Reasonable Confidence Protocol documents?	☑ Yes ☐ No
1A	Were the method specified preservation and holding time requirements met?	☑ Yes ☐ No
1B	VPH and EPH Methods only: Was the VPH and EPH method conducted without significant modifications (see Section 11.3 of respective RCP methods)?	☐ Yes ☐ No ☑ N/A
2	Were all samples received by the laboratory in a condition consistent with that described on the associated chain-of-custody document(s)?	☑ Yes ☐ No
3	Were samples received at an appropriate temperature (< 6 degrees C.)?	☑ Yes ☐ No ☐ N/A
4	Were all QA/QC performance criteria specified in the CTDEP Reasonable Confidence Protocol documents achieved?	☑ Yes ☐ No
5A	Were reporting limits specified or referenced on the chain-of-custody?	☑ Yes ☐ No
5B	Were these reporting limits met?	☑ Yes ☐ No
6	For each analytical method referenced in this laboratory report package, were results reported for all constituents identified in the method-specific analyte lists presented in the Reasonable Confidence Protocol documents?	☑ Yes ☐ No
7	Are project-specific matrix spikes and laboratory duplicates included in this data set?	☐ Yes ☑ No

Notes: For all questions to which the response was "No" (with the exception of question #7), additional information must be provided in an attached narrative. If the answer to question #1, #1A, or #1B is "No", the data package does not meet the requirements for "Reasonable Confidence."
This form may not be altered and all questions must be answered.

Tod E. Kopyscinski

I, the undersigned, attest under the pains and penalties of perjury that, to the best of my knowledge and belief and based upon my personal inquiry of those responsible for providing the information contained in this analytical report, such information is accurate and complete.

Authorized Signature: Tod Kopyscinski **Position:** Laboratory Director

Printed Name: Tod E. Kopyscinski **Date:** 12/27/22

Name of Laboratory: Pace New England

This certification form is to be used for RCP methods only.

con-test®
A Pace Analytical® Laboratory

39 Spruce Street * East Longmeadow, MA 01028 * FAX 413/525-6405 * TEL. 413/525-2332

March 31, 2022

Laura Yellen
Weston & Sampson
712 Brook Street, Suite 103
Rocky Hill, CT 06067

Project Location: Simsbury, CT
Client Job Number:
Project Number: 2180209
Laboratory Work Order Number: 22C1667

Enclosed are results of analyses for samples as received by the laboratory on March 24, 2022. If you have any questions concerning this report, please feel free to contact me.

Sincerely,

Kerry K. McGee
Project Manager

Table of Contents

Sample Summary 3
Case Narrative 4
Sample Results 5
22C1667-01 5
22C1667-02 7
22C1667-03 9
22C1667-04 11
Sample Preparation Information 12
QC Data 13
Polychlorinated Biphenyls By GC/ECD 13
B304271 13
Petroleum Hydrocarbons Analyses 14
B304248 14
Dual Column RPD Report 15
Flag/Qualifier Summary 17
Certifications 18
Chain of Custody/Sample Receipt 19

con-test®
A Pace Analytical® Laboratory

39 Spruce Street * East Longmeadow, MA 01028 * FAX 413/525-6405 * TEL. 413/525-2332

Weston & Sampson
712 Brook Street, Suite 103
Rocky Hill, CT 06067
ATTN: Laura Yellen

REPORT DATE: 3/31/2022

PURCHASE ORDER NUMBER: 11003487

PROJECT NUMBER: 2180209

ANALYTICAL SUMMARY

WORK ORDER NUMBER: 22C1667

The results of analyses performed on the following samples submitted to CON-TEST, a Pace Analytical Laboratory, are found in this report.

PROJECT LOCATION: Simsbury, CT

FIELD SAMPLE #	LAB ID:	MATRIX	SAMPLE DESCRIPTION	TEST	SUB LAB
MW-400	22C1667-01	Ground Water		CTDEP ETPH	
				SW-846 8082A	
MW-402	22C1667-02	Ground Water		CTDEP ETPH	
				SW-846 8082A	
MW-403	22C1667-03	Ground Water		CTDEP ETPH	
				SW-846 8082A	
DUP-2	22C1667-04	Ground Water		SW-846 8082A	

con-test®
A Pace Analytical® Laboratory

39 Spruce Street * East Longmeadow, MA 01028 * FAX 413/525-6405 * TEL. 413/525-2332

CASE NARRATIVE SUMMARY

All reported results are within defined laboratory quality control objectives unless listed below or otherwise qualified in this report.

SW-846 8082A

Qualifications:

R-05

Laboratory fortified blank duplicate RPD is outside of control limits. Reduced precision is anticipated for any reported value for this compound.

Analyte & Samples(s) Qualified:

Aroclor-1016

22C1667-01[MW-400], 22C1667-02[MW-402], 22C1667-03[MW-403], 22C1667-04[DUP-2], B304271-BLK1, B304271-BS1, B304271-BSD1

Aroclor-1016 [2C]

22C1667-01[MW-400], 22C1667-02[MW-402], 22C1667-03[MW-403], 22C1667-04[DUP-2], B304271-BLK1, B304271-BS1, B304271-BSD1

The results of analyses reported only relate to samples submitted to Con-Test, a Pace Analytical Laboratory, for testing.
I certify that the analyses listed above, unless specifically listed as subcontracted, if any, were performed under my direction according to the approved methodologies listed in this document, and that based upon my inquiry of those individuals immediately responsible for obtaining the information, the material contained in this report is, to the best of my knowledge and belief, accurate and complete.

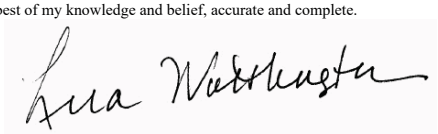

Lisa A. Worthington
Technical Representative

con-test®
A Pace Analytical® Laboratory
39 Spruce Street * East Longmeadow, MA 01028 * FAX 413/525-6405 * TEL. 413/525-2332

Project Location: Simsbury, CT
Sample Description:
Work Order: 22C1667

Date Received: 3/24/2022

Field Sample #: MW-400
Sampled: 3/23/2022 11:18

Sample ID: 22C1667-01

Sample Matrix: Ground Water

Polychlorinated Biphenyls By GC/ECD

Analyte	Results	RL	Units	Dilution	Flag/Qual	Method	Date Prepared	Date/Time Analyzed	Analyst
Aroclor-1016 [1]	ND	0.14	µg/L	1	R-05	SW-846 8082A	3/28/22	3/30/22 16:11	TG
Aroclor-1221 [1]	ND	0.14	µg/L	1		SW-846 8082A	3/28/22	3/30/22 16:11	TG
Aroclor-1232 [1]	ND	0.14	µg/L	1		SW-846 8082A	3/28/22	3/30/22 16:11	TG
Aroclor-1242 [1]	ND	0.14	µg/L	1		SW-846 8082A	3/28/22	3/30/22 16:11	TG
Aroclor-1248 [1]	ND	0.14	µg/L	1		SW-846 8082A	3/28/22	3/30/22 16:11	TG
Aroclor-1254 [1]	ND	0.14	µg/L	1		SW-846 8082A	3/28/22	3/30/22 16:11	TG
Aroclor-1260 [1]	ND	0.14	µg/L	1		SW-846 8082A	3/28/22	3/30/22 16:11	TG
Aroclor-1262 [1]	ND	0.14	µg/L	1		SW-846 8082A	3/28/22	3/30/22 16:11	TG
Aroclor-1268 [1]	ND	0.14	µg/L	1		SW-846 8082A	3/28/22	3/30/22 16:11	TG

Surrogates	% Recovery	Recovery Limits	Flag/Qual	
Decachlorobiphenyl [1]	89.8	30-150		3/30/22 16:11
Decachlorobiphenyl [2]	83.9	30-150		3/30/22 16:11
Tetrachloro-m-xylene [1]	71.5	30-150		3/30/22 16:11
Tetrachloro-m-xylene [2]	65.8	30-150		3/30/22 16:11

con-test®
A Pace Analytical® Laboratory
39 Spruce Street * East Longmeadow, MA 01028 * FAX 413/525-6405 * TEL. 413/525-2332

Project Location: Simsbury, CT | Sample Description: | Work Order: 22C1667

Date Received: 3/24/2022

Field Sample #: MW-400 | Sampled: 3/23/2022 11:18

Sample ID: 22C1667-01

Sample Matrix: Ground Water

Petroleum Hydrocarbons Analyses

Analyte	Results	RL	Units	Dilution	Flag/Qual	Method	Date Prepared	Date/Time Analyzed	Analyst
CT ETPH	ND	0.15	mg/L	1		CTDEP ETPH	3/28/22	3/29/22 22:07	SFM

Surrogates	% Recovery	Recovery Limits	Flag/Qual	
2-Fluorobiphenyl	73.4	50-150		3/29/22 22:07

con-test®
A Pace Analytical® Laboratory
39 Spruce Street * East Longmeadow, MA 01028 * FAX 413/525-6405 * TEL. 413/525-2332

Project Location: Simsbury, CT | Sample Description: | Work Order: 22C1667

Date Received: 3/24/2022

Field Sample #: MW-402 | Sampled: 3/23/2022 12:10

Sample ID: 22C1667-02

Sample Matrix: Ground Water

Polychlorinated Biphenyls By GC/ECD

Analyte	Results	RL	Units	Dilution	Flag/Qual	Method	Date Prepared	Date/Time Analyzed	Analyst
Aroclor-1016 [1]	ND	0.14	µg/L	1	R-05	SW-846 8082A	3/28/22	3/30/22 16:29	TG
Aroclor-1221 [1]	ND	0.14	µg/L	1		SW-846 8082A	3/28/22	3/30/22 16:29	TG
Aroclor-1232 [1]	ND	0.14	µg/L	1		SW-846 8082A	3/28/22	3/30/22 16:29	TG
Aroclor-1242 [1]	ND	0.14	µg/L	1		SW-846 8082A	3/28/22	3/30/22 16:29	TG
Aroclor-1248 [1]	ND	0.14	µg/L	1		SW-846 8082A	3/28/22	3/30/22 16:29	TG
Aroclor-1254 [1]	ND	0.14	µg/L	1		SW-846 8082A	3/28/22	3/30/22 16:29	TG
Aroclor-1260 [1]	ND	0.14	µg/L	1		SW-846 8082A	3/28/22	3/30/22 16:29	TG
Aroclor-1262 [1]	ND	0.14	µg/L	1		SW-846 8082A	3/28/22	3/30/22 16:29	TG
Aroclor-1268 [1]	ND	0.14	µg/L	1		SW-846 8082A	3/28/22	3/30/22 16:29	TG

Surrogates	% Recovery	Recovery Limits	Flag/Qual	
Decachlorobiphenyl [1]	77.4	30-150		3/30/22 16:29
Decachlorobiphenyl [2]	73.0	30-150		3/30/22 16:29
Tetrachloro-m-xylene [1]	69.9	30-150		3/30/22 16:29
Tetrachloro-m-xylene [2]	64.7	30-150		3/30/22 16:29

con-test®
A Pace Analytical® Laboratory
39 Spruce Street * East Longmeadow, MA 01028 * FAX 413/525-6405 * TEL. 413/525-2332

Project Location: Simsbury, CT | Sample Description: | Work Order: 22C1667

Date Received: 3/24/2022

Field Sample #: MW-402 | Sampled: 3/23/2022 12:10

Sample ID: 22C1667-02

Sample Matrix: Ground Water

Petroleum Hydrocarbons Analyses

Analyte	Results	RL	Units	Dilution	Flag/Qual	Method	Date Prepared	Date/Time Analyzed	Analyst
CT ETPH	ND	0.14	mg/L	1		CTDEP ETPH	3/28/22	3/29/22 21:36	SFM

Surrogates	% Recovery	Recovery Limits	Flag/Qual	
2-Fluorobiphenyl	76.7	50-150		3/29/22 21:36

con-test®
A Pace Analytical® Laboratory
39 Spruce Street * East Longmeadow, MA 01028 * FAX 413/525-6405 * TEL. 413/525-2332

Project Location: Simsbury, CT | Sample Description: | Work Order: 22C1667

Date Received: 3/24/2022

Field Sample #: MW-403 | Sampled: 3/23/2022 11:00

Sample ID: 22C1667-03

Sample Matrix: Ground Water

Polychlorinated Biphenyls By GC/ECD

Analyte	Results	RL	Units	Dilution	Flag/Qual	Method	Date Prepared	Date/Time Analyzed	Analyst
Aroclor-1016 [1]	ND	0.14	µg/L	1	R-05	SW-846 8082A	3/28/22	3/30/22 16:47	TG
Aroclor-1221 [1]	ND	0.14	µg/L	1		SW-846 8082A	3/28/22	3/30/22 16:47	TG
Aroclor-1232 [1]	ND	0.14	µg/L	1		SW-846 8082A	3/28/22	3/30/22 16:47	TG
Aroclor-1242 [1]	ND	0.14	µg/L	1		SW-846 8082A	3/28/22	3/30/22 16:47	TG
Aroclor-1248 [1]	ND	0.14	µg/L	1		SW-846 8082A	3/28/22	3/30/22 16:47	TG
Aroclor-1254 [1]	ND	0.14	µg/L	1		SW-846 8082A	3/28/22	3/30/22 16:47	TG
Aroclor-1260 [1]	ND	0.14	µg/L	1		SW-846 8082A	3/28/22	3/30/22 16:47	TG
Aroclor-1262 [1]	ND	0.14	µg/L	1		SW-846 8082A	3/28/22	3/30/22 16:47	TG
Aroclor-1268 [1]	ND	0.14	µg/L	1		SW-846 8082A	3/28/22	3/30/22 16:47	TG

Surrogates	% Recovery	Recovery Limits	Flag/Qual	
Decachlorobiphenyl [1]	83.1	30-150		3/30/22 16:47
Decachlorobiphenyl [2]	78.3	30-150		3/30/22 16:47
Tetrachloro-m-xylene [1]	68.4	30-150		3/30/22 16:47
Tetrachloro-m-xylene [2]	63.4	30-150		3/30/22 16:47

con-test®
A Pace Analytical® Laboratory
39 Spruce Street * East Longmeadow, MA 01028 * FAX 413/525-6405 * TEL. 413/525-2332

Project Location: Simsbury, CT | Sample Description: | Work Order: 22C1667

Date Received: 3/24/2022

Field Sample #: MW-403 | Sampled: 3/23/2022 11:00

Sample ID: 22C1667-03

Sample Matrix: Ground Water

Petroleum Hydrocarbons Analyses

Analyte	Results	RL	Units	Dilution	Flag/Qual	Method	Date Prepared	Date/Time Analyzed	Analyst
CT ETPH	ND	0.15	mg/L	1		CTDEP ETPH	3/28/22	3/29/22 21:06	SFM

Surrogates	% Recovery	Recovery Limits	Flag/Qual	
2-Fluorobiphenyl	66.5	50-150		3/29/22 21:06

con-test®
A Pace Analytical® Laboratory
39 Spruce Street * East Longmeadow, MA 01028 * FAX 413/525-6405 * TEL. 413/525-2332

Project Location: Simsbury, CT | Sample Description: | Work Order: 22C1667

Date Received: 3/24/2022

Field Sample #: DUP-2 | Sampled: 3/23/2022 00:00

Sample ID: 22C1667-04

Sample Matrix: Ground Water

Polychlorinated Biphenyls By GC/ECD

Analyte	Results	RL	Units	Dilution	Flag/Qual	Method	Date Prepared	Date/Time Analyzed	Analyst
Aroclor-1016 [1]	ND	0.14	µg/L	1	R-05	SW-846 8082A	3/28/22	3/30/22 17:05	TG
Aroclor-1221 [1]	ND	0.14	µg/L	1		SW-846 8082A	3/28/22	3/30/22 17:05	TG
Aroclor-1232 [1]	ND	0.14	µg/L	1		SW-846 8082A	3/28/22	3/30/22 17:05	TG
Aroclor-1242 [1]	ND	0.14	µg/L	1		SW-846 8082A	3/28/22	3/30/22 17:05	TG
Aroclor-1248 [1]	ND	0.14	µg/L	1		SW-846 8082A	3/28/22	3/30/22 17:05	TG
Aroclor-1254 [1]	ND	0.14	µg/L	1		SW-846 8082A	3/28/22	3/30/22 17:05	TG
Aroclor-1260 [1]	ND	0.14	µg/L	1		SW-846 8082A	3/28/22	3/30/22 17:05	TG
Aroclor-1262 [1]	ND	0.14	µg/L	1		SW-846 8082A	3/28/22	3/30/22 17:05	TG
Aroclor-1268 [1]	ND	0.14	µg/L	1		SW-846 8082A	3/28/22	3/30/22 17:05	TG

Surrogates	% Recovery	Recovery Limits	Flag/Qual	
Decachlorobiphenyl [1]	88.7	30-150		3/30/22 17:05
Decachlorobiphenyl [2]	83.6	30-150		3/30/22 17:05
Tetrachloro-m-xylene [1]	55.3	30-150		3/30/22 17:05
Tetrachloro-m-xylene [2]	52.3	30-150		3/30/22 17:05

con-test®
A Pace Analytical® Laboratory

39 Spruce Street * East Longmeadow, MA 01028 * FAX 413/525-6405 * TEL. 413/525-2332

Sample Extraction Data

Prep Method: SW-846 3510C **Analytical Method: CTDEP ETPH**

Lab Number [Field ID]	Batch	Initial [mL]	Final [mL]	Date
22C1667-01 [MW-400]	B304248	1020	1.00	03/28/22
22C1667-02 [MW-402]	B304248	1040	1.00	03/28/22
22C1667-03 [MW-403]	B304248	1030	1.00	03/28/22

Prep Method: SW-846 3510C **Analytical Method: SW-846 8082A**

Lab Number [Field ID]	Batch	Initial [mL]	Final [mL]	Date
22C1667-01 [MW-400]	B304271	140	2.00	03/28/22
22C1667-02 [MW-402]	B304271	140	2.00	03/28/22
22C1667-03 [MW-403]	B304271	140	2.00	03/28/22
22C1667-04 [DUP-2]	B304271	140	2.00	03/28/22

con-test®
A Pace Analytical® Laboratory

39 Spruce Street * East Longmeadow, MA 01028 * FAX 413/525-6405 * TEL. 413/525-2332

QUALITY CONTROL

Polychlorinated Biphenyls By GC/ECD - Quality Control

Analyte	Result	Reporting Limit	Units	Spike Level	Source Result	%REC	%REC Limits	RPD		RPD Limit	Notes
Batch B304271 - SW-846 3510C											
Blank (B304271-BLK1)				Prepared: 03/28/22 Analyzed: 03/30/22							
Aroclor-1016	ND	0.14	µg/L								R-05
Aroclor-1016 [2C]	ND	0.14	µg/L								R-05
Aroclor-1221	ND	0.14	µg/L								
Aroclor-1221 [2C]	ND	0.14	µg/L								
Aroclor-1232	ND	0.14	µg/L								
Aroclor-1232 [2C]	ND	0.14	µg/L								
Aroclor-1242	ND	0.14	µg/L								
Aroclor-1242 [2C]	ND	0.14	µg/L								
Aroclor-1248	ND	0.14	µg/L								
Aroclor-1248 [2C]	ND	0.14	µg/L								
Aroclor-1254	ND	0.14	µg/L								
Aroclor-1254 [2C]	ND	0.14	µg/L								
Aroclor-1260	ND	0.14	µg/L								
Aroclor-1260 [2C]	ND	0.14	µg/L								
Aroclor-1262	ND	0.14	µg/L								
Aroclor-1262 [2C]	ND	0.14	µg/L								
Aroclor-1268	ND	0.14	µg/L								
Aroclor-1268 [2C]	ND	0.14	µg/L								
Surrogate: Decachlorobiphenyl	*2.23*		µg/L	2.76		80.8	30-150				
Surrogate: Decachlorobiphenyl [2C]	*2.07*		µg/L	2.76		75.1	30-150				
Surrogate: Tetrachloro-m-xylene	*1.42*		µg/L	2.76		51.3	30-150				
Surrogate: Tetrachloro-m-xylene [2C]	*1.29*		µg/L	2.76		46.9	30-150				
LCS (B304271-BS1)				Prepared: 03/28/22 Analyzed: 03/30/22							
Aroclor-1016	0.42	0.14	µg/L	0.690		60.2	40-140				R-05
Aroclor-1016 [2C]	0.41	0.14	µg/L	0.690		59.3	40-140				R-05
Aroclor-1260	0.47	0.14	µg/L	0.690		68.7	40-140				
Aroclor-1260 [2C]	0.44	0.14	µg/L	0.690		63.7	40-140				
Surrogate: Decachlorobiphenyl	*1.88*		µg/L	2.76		68.2	30-150				
Surrogate: Decachlorobiphenyl [2C]	*1.77*		µg/L	2.76		64.2	30-150				
Surrogate: Tetrachloro-m-xylene	*1.34*		µg/L	2.76		48.6	30-150				
Surrogate: Tetrachloro-m-xylene [2C]	*1.25*		µg/L	2.76		45.1	30-150				
LCS Dup (B304271-BSD1)				Prepared: 03/28/22 Analyzed: 03/30/22							
Aroclor-1016	0.52	0.14	µg/L	0.690		75.3	40-140	**22.3**	*	20	R-05
Aroclor-1016 [2C]	0.51	0.14	µg/L	0.690		74.3	40-140	**22.6**	*	20	R-05
Aroclor-1260	0.57	0.14	µg/L	0.690		82.6	40-140	18.4		20	
Aroclor-1260 [2C]	0.53	0.14	µg/L	0.690		77.1	40-140	19.0		20	
Surrogate: Decachlorobiphenyl	*2.23*		µg/L	2.76		80.9	30-150				
Surrogate: Decachlorobiphenyl [2C]	*2.08*		µg/L	2.76		75.5	30-150				
Surrogate: Tetrachloro-m-xylene	*1.73*		µg/L	2.76		62.8	30-150				
Surrogate: Tetrachloro-m-xylene [2C]	*1.59*		µg/L	2.76		57.5	30-150				

con-test®
A Pace Analytical® Laboratory

39 Spruce Street * East Longmeadow, MA 01028 * FAX 413/525-6405 * TEL. 413/525-2332

QUALITY CONTROL

Petroleum Hydrocarbons Analyses - Quality Control

Analyte	Result	Reporting Limit	Units	Spike Level	Source Result	%REC	%REC Limits	RPD	RPD Limit	Notes
Batch B304248 - SW-846 3510C										
Blank (B304248-BLK1)				Prepared: 03/28/22 Analyzed: 03/29/22						
CT ETPH	ND	0.15	mg/L							
Surrogate: 2-Fluorobiphenyl	*0.0731*		mg/L	0.100		73.1	50-150			
LCS (B304248-BS1)				Prepared: 03/28/22 Analyzed: 03/29/22						
CT ETPH	0.933	0.15	mg/L	1.00		93.3	60-120			
Surrogate: 2-Fluorobiphenyl	*0.0818*		mg/L	0.100		81.8	50-150			
LCS Dup (B304248-BSD1)				Prepared: 03/28/22 Analyzed: 03/29/22						
CT ETPH	0.743	0.15	mg/L	1.00		74.3	60-120	22.7	30	
Surrogate: 2-Fluorobiphenyl	*0.0604*		mg/L	0.100		60.4	50-150			

con-test®
A Pace Analytical® Laboratory

39 Spruce Street * East Longmeadow, MA 01028 * FAX 413/525-6405 * TEL. 413/525-2332

IDENTIFICATION SUMMARY FOR SINGLE COMPONENT ANALYTES

SW-846 8082A

LCS

Lab Sample ID: B304271-BS1 Date(s) Analyzed: 03/30/2022 03/30/2022

Instrument ID (1): ECD1 Instrument ID (2): ECD1

GC Column (1): ID: (mm) GC Column (2): ID: (mm)

ANALYTE	COL	RT	RT WINDOW		CONCENTRATION	%RPD
			FROM	TO		
Aroclor-1016	1	0.000	0.000	0.000	0.42	
	2	0.000	0.000	0.000	0.41	2.4
Aroclor-1260	1	0.000	0.000	0.000	0.47	
	2	0.000	0.000	0.000	0.44	6.6

con-test®
A Pace Analytical® Laboratory

39 Spruce Street * East Longmeadow, MA 01028 * FAX 413/525-6405 * TEL. 413/525-2332

IDENTIFICATION SUMMARY FOR SINGLE COMPONENT ANALYTES

SW-846 8082A

LCS Dup

Lab Sample ID: B304271-BSD1 Date(s) Analyzed: 03/30/2022 03/30/2022

Instrument ID (1): ECD1 Instrument ID (2): ECD1

GC Column (1): ID: (mm) GC Column (2): ID: (mm)

ANALYTE	COL	RT	RT WINDOW		CONCENTRATION	%RPD
			FROM	TO		
Aroclor-1016	1	0.000	0.000	0.000	0.52	
	2	0.000	0.000	0.000	0.51	1.9
Aroclor-1260	1	0.000	0.000	0.000	0.57	
	2	0.000	0.000	0.000	0.53	7.3

con-test®
A Pace Analytical® Laboratory

39 Spruce Street * East Longmeadow, MA 01028 * FAX 413/525-6405 * TEL. 413/525-2332

FLAG/QUALIFIER SUMMARY

*	QC result is outside of established limits.
†	Wide recovery limits established for difficult compound.
‡	Wide RPD limits established for difficult compound.
#	Data exceeded client recommended or regulatory level
ND	Not Detected
RL	Reporting Limit is at the level of quantitation (LOQ)
DL	Detection Limit is the lower limit of detection determined by the MDL study
MCL	Maximum Contaminant Level
	Percent recoveries and relative percent differences (RPDs) are determined by the software using values in the calculation which have not been rounded.
	No results have been blank subtracted unless specified in the case narrative section.
R-05	Laboratory fortified blank duplicate RPD is outside of control limits. Reduced precision is anticipated for any reported value for this compound.

con-test®
A Pace Analytical® Laboratory

39 Spruce Street * East Longmeadow, MA 01028 * FAX 413/525-6405 * TEL. 413/525-2332

CERTIFICATIONS

Certified Analyses included in this Report

Analyte	Certifications
CTDEP ETPH in Water	
CT ETPH	CT
SW-846 8082A in Water	
Aroclor-1016	CT,NH,NY,NC,ME,VA
Aroclor-1016 [2C]	CT,NH,NY,NC,ME,VA
Aroclor-1221	CT,NH,NY,NC,ME,VA
Aroclor-1221 [2C]	CT,NH,NY,NC,ME,VA
Aroclor-1232	CT,NH,NY,NC,ME,VA
Aroclor-1232 [2C]	CT,NH,NY,NC,ME,VA
Aroclor-1242	CT,NH,NY,NC,ME,VA
Aroclor-1242 [2C]	CT,NH,NY,NC,ME,VA
Aroclor-1248	CT,NH,NY,NC,ME,VA
Aroclor-1248 [2C]	CT,NH,NY,NC,ME,VA
Aroclor-1254	CT,NH,NY,NC,ME,VA
Aroclor-1254 [2C]	CT,NH,NY,NC,ME,VA
Aroclor-1260	CT,NH,NY,NC,ME,VA
Aroclor-1260 [2C]	CT,NH,NY,NC,ME,VA
Aroclor-1262	NH,NY,NC,ME,VA
Aroclor-1262 [2C]	NH,NY,NC,ME,VA
Aroclor-1268	NH,NY,NC,ME,VA
Aroclor-1268 [2C]	NH,NY,NC,ME,VA

Con-Test, a Pace Environmental Laboratory, operates under the following certifications and accreditations:

Code	Description	Number	Expires
AIHA	AIHA-LAP, LLC - ISO17025:2017	100033	03/1/2024
MA	Massachusetts DEP	M-MA100	06/30/2022
CT	Connecticut Department of Publilc Health	PH-0165	12/31/2022
NY	New York State Department of Health	10899 NELAP	04/1/2023
NH-S	New Hampshire Environmental Lab	2516 NELAP	02/5/2023
RI	Rhode Island Department of Health	LAO00373	12/30/2022
NC	North Carolina Div. of Water Quality	652	12/31/2022
NJ	New Jersey DEP	MA007 NELAP	06/30/2022
FL	Florida Department of Health	E871027 NELAP	06/30/2022
VT	Vermont Department of Health Lead Laboratory	LL720741	07/30/2022
ME	State of Maine	MA00100	06/9/2023
VA	Commonwealth of Virginia	460217	12/14/2022
NH-P	New Hampshire Environmental Lab	2557 NELAP	09/6/2022
VT-DW	Vermont Department of Health Drinking Water	VT-255716	06/12/2022
NC-DW	North Carolina Department of Health	25703	07/31/2022
PA	Commonwealth of Pennsylvania DEP	68-05812	06/30/2022
MI	Dept. of Env, Great Lakes, and Energy	9100	09/6/2022

con-test® ANALYTICAL LABORATORY

22C11667

Phone: 413-525-2332
Fax: 413-525-6405
Email: info@contestlabs.com

http://www.contestlabs.com

Doc # 381 Rev 0 5 8 2015

CHAIN OF CUSTODY RECORD

39 Spruce Street
East Longmeadow, MA 01028

Company Name:	Weston & Sampson - (for Eversource Energy)
Address:	712 Brook Street, Rocky Hill, CT 06067
Phone:	(860) 513-1473
Project Name:	Simsbury AWC
Project Location:	Simsbury, CT
Project Number:	Client PO = 11003487
Project Manager:	Laura Yellen
Con-Test Bid:	n/a
Invoice Recipient:	Eversource (Drew Blicharz)
Sampled By:	Will Sirotnak

Requested Turnaround Time
7-Day ☐ 10-Day ☐
Other: ☐ 5-7 Bus. Days ☑

Rush-Approval Required
1-Day ☐ 3-Day ☐
2-Day ☐ 4-Day ☐

Data Delivery
Format: PDF ☑ EXCEL ☑
Other:
Enhanced Data Package Required: ☐
Email To: yellenl@wseinc.com
Fax To #: sirotnakw@wseinc.com

Con-Test Work Order#	Client Sample ID / Description	Beginning Date/Time	Ending Date/Time	Composite	Grab	[1]Matrix Code	Conc Code	# of Containers	[2] Preservation Code	[3] Container Code	VOCs (8260)	PAHs *1	CT ETPH	VPH (HOLD)	EPH (Extract and HOLD)	PCBs
								2	2	2	2	2	2			
								H,I	I	I	H,I	H,I	I			
								V	A	A	V	A	A			
01	MW-400	3/23/22	1118		X	GW	U						X			X
02	MW-402	↓	1210		↓	↓	↓						X			X
03	MW-403	↓	1100		↓	↓	↓						X	X	X	X
04	Dup-2	3/23/22	—		↓	↓	↓									X

ANALYSIS REQUESTED

Dissolved Metals Samples
○ Field Filtered
○ Lab to Filter

Orthophosphate Samples
○ Field Filtered
○ Lab to Filter

[1] Matrix Codes:
GW = Ground Water
WW = Waste Water
DW = Drinking Water
A = Air
S = Soil/Solid
SL = Sludge
O = Other (please define) _____

[2] Preservation Codes:
I = Iced
H = HCL
M = Methanol
N = Nitric Acid
S = Sulfuric Acid
B = Sodium Bisulfate
X = Sodium Hydroxide
T = Sodium Thiosulfate
O = Other (please define) _____

[3] Container Codes:
A = Amber Glass
G = Glass
P = Plastic
ST = Sterile
V = Vial
S = Summa Canister
T = Tedlar Bag
O = Other (please define) _____

Comments: (1) Please bill Eversource directly - Send invoice and results to drew.blicharz@eversource.com

*1 - Run all PAH samples using SIM method at low detection limits. Eversource PO# 11003487

Please use the following codes to indicate possible sample concentration within the **Conc Code** column above:
H - High; M - Medium; L - Low; C - Clean; U - Unknown

Relinquished by: (signature)	Date/Time: 3/24/22
Received by: (signature)	Date/Time: 3-24-22
Relinquished by: (signature)	Date/Time: 3-24-22
Received by: (signature)	Date/Time: 3/24/22
Relinquished by: (signature)	Date/Time:
Received by: (signature)	Date/Time:

Detection Limit Requirements
MA
CT CTDEEP RSRs (includes RES DEC & GA PMC)
Other:

Program Information
○ MCP Analytical Certification Form Required
● RCP Analysis Certification Form Required
○ MA State DW Form Required
PWSID # _____
NELAC and AIHA-LAP, LLC Accredited

TURNAROUND TIME (BUSINESS DAYS) STARTS AT 9:00 AM THE DAY AFTER SAMPLE RECEIPT UNLESS THERE ARE QUESTIONS ON THIS CHAIN. IF THIS FORM IS NOT FILLED OUT COMPLETELY OR IS INCORRECT, TURNAROUND TIME CANNOT START UNTIL ALL QUESTIONS HAVE BEEN ANSWERED.

PLEASE BE CAREFUL NOT TO CONTAMINATE THIS DOCUMENT

Table of Contents

I Have Not Confirmed Sample Container Numbers With Lab Staff Before Relinquishing Over Samples_____

con-test® ANALYTICAL LABORATORY

Doc# 277 Rev 5 2017

Login Sample Receipt Checklist - (Rejection Criteria Listing - Using Acceptance Policy) Any False Statement will be brought to the attention of the Client - State True or False

Client Weston & Sampson

Received By RF Date 3/24/22 Time 1510

How were the samples received? In Cooler T No Cooler _____ On Ice T No Ice _____
Direct from Sampling _____ Ambient _____ Melted Ice _____

Were samples within Temperature? 2-6°C T By Gun # 3 Actual Temp - 2C
By Blank # _____ Actual Temp - _____

Was Custody Seal Intact? NA Were Samples Tampered with? NA
Was COC Relinquished ? T Does Chain Agree With Samples? T
Are there broken/leaking/loose caps on any samples? F
Is COC in ink/ Legible? T Were samples received within holding time? T
Did COC include all pertinent Information? Client T Analysis T Sampler Name T
Project T ID's T Collection Dates/Times T
Are Sample labels filled out and legible? T
Are there Lab to Filters? F Who was notified? _____
Are there Rushes? F Who was notified? _____
Are there Short Holds? F Who was notified? _____
Is there enough Volume? T
Is there Headspace where applicable? NA MS/MSD? F
Proper Media/Containers Used? T Is splitting samples required? F
Were trip blanks received? F On COC? F
Do all samples have the proper pH? Acid NA Base NA

Vials	#	Containers:	#		#		#
Unp-		1 Liter Amb.	4	1 Liter Plastic		16 oz Amb.	
HCL-		500 mL Amb.		500 mL Plastic		8oz Amb/Clear	
Meoh-		250 mL Amb.		250 mL Plastic		4oz Amb/Clear	
Bisulfate-		Flashpoint		Col./Bacteria		2oz Amb/Clear	
DI-		Other Glass		Other Plastic		Encore	
Thiosulfate-		SOC Kit		Plastic Bag		Frozen:	
Sulfuric-		Perchlorate		Ziplock			

120 mL - 8

Unused Media

Vials	#	Containers:	#		#		#
Unp-		1 Liter Amb.		1 Liter Plastic		16 oz Amb.	
HCL-		500 mL Amb.		500 mL Plastic		8oz Amb/Clear	
Meoh-		250 mL Amb.		250 mL Plastic		4oz Amb/Clear	
Bisulfate-		Col./Bacteria		Flashpoint		2oz Amb/Clear	
DI-		Other Plastic		Other Glass		Encore	
Thiosulfate-		SOC Kit		Plastic Bag		Frozen:	
Sulfuric-		Perchlorate		Ziplock			

Comments:

C:\MSDChem\4\DATA\D032922\D22F088006.D

CT ETPH Discrimination Check

Data File Name D22F088006.D
Data File Path C:\MSDChem\4\DATA\D032922\
Operator CJM
Date Acquired 3/29/1922 17:55
Acq. Method File EPH11D.M
Sample Name ETPH 1500
Instrument Name GCFID4

Name	Ret Time	Target Response	Average Response	*%D+/-20
C-9	1.34	8269071	9849774	16
C-10	2.11	8602890	9849774	13
C-12	3.12	8967745	9849774	9
C-14	3.85	9283283	9849774	6
C-16	4.47	9648363	9849774	2
C-18	5.03	9871139	9849774	0
C-20	5.62	10162760	9849774	-3
C-22	6.35	10359956	9849774	-5
C-24	7.18	10589617	9849774	-8
C-26	7.99	10622055	9849774	-8
C-28	8.74	10578642	9849774	-7
C-30	9.43	10480493	9849774	-6
C-32	10.07	10258909	9849774	-4
C-34	10.67	10180431	9849774	-3
C-36	11.23	9871260	9849774	0

*One compound allowed %D</=50

Samples
22C1667-03
22C1667-02
22C1667-01
22C1543-01

REASONABLE CONFIDENCE PROTOCOL
LABORATORY ANALYSIS QA/QC CERTIFICATION FORM

Laboratory Name: Con-Test, a Pace Analytical Laboratory

Client: Weston & Sampson

Project Location: Simsbury, CT

Project Number: 22C1667

Laboratory Sample ID(s):
22C1667-01 thru 22C1667-04

Sample Date(s):
03/23/2022

List RCP Methods Used:
CTDEP ETPH, SW-846 8082A

1	For each analytical method referenced in this laboratory report package, were all specified QA/QC performance criteria followed, including the requirement to explain any criteria falling outside of acceptable guidelines, as specified in the CTDEP method-specific Reasonable Confidence Protocol documents?	☑ Yes ☐ No
1A	Were the method specified preservation and holding time requirements met?	☑ Yes ☐ No
1B	VPH and EPH Methods only: Was the VPH and EPH method conducted without significant modifications (see Section 11.3 of respective RCP methods)?	☐ Yes ☐ No ☑ N/A
2	Were all samples received by the laboratory in a condition consistent with that described on the associated chain-of-custody document(s)?	☑ Yes ☐ No
3	Were samples received at an appropriate temperature (< 6 degrees C.)?	☑ Yes ☐ No ☐ N/A
4	Were all QA/QC performance criteria specified in the CTDEP Reasonable Confidence Protocol documents achieved?	☐ Yes ☑ No
5A	Were reporting limits specified or referenced on the chain-of-custody?	☑ Yes ☐ No
5B	Were these reporting limits met?	☑ Yes ☐ No
6	For each analytical method referenced in this laboratory report package, were results reported for all constituents identified in the method-specific analyte lists presented in the Reasonable Confidence Protocol documents?	☑ Yes ☐ No
7	Are project-specific matrix spikes and laboratory duplicates included in this data set?	☐ Yes ☑ No

Notes: For all questions to which the response was "No" (with the exception of question #7), additional information must be provided in an attached narrative. If the answer to question #1, #1A, or #1B is "No", the data package does not meet the requirements for "Reasonable Confidence."
This form may not be altered and all questions must be answered.

Lisa A. Worthington

I, the undersigned, attest under the pains and penalties of perjury that, to the best of my knowledge and belief and based upon my personal inquiry of those responsible for providing the information contained in this analytical report, such information is accurate and complete.

Authorized Signature: Lisa Worthington **Position:** **Technical Representative**

Printed Name: **Lisa A. Worthington** **Date:** **03/31/22**

Name of Laboratory: **Con-Test, a Pace Analytical Laboratory**

This certification form is to be used for RCP methods only.

con-test®
A Pace Analytical® Laboratory

39 Spruce Street * East Longmeadow, MA 01028 * FAX 413/525-6405 * TEL. 413/525-2332

July 12, 2022

Laura Yellen
Weston & Sampson
712 Brook Street, Suite 103
Rocky Hill, CT 06067

Project Location: Simsbury, CT
Client Job Number:
Project Number: 2180209
Laboratory Work Order Number: 22F2040

Enclosed are results of analyses for samples as received by the laboratory on June 30, 2022. If you have any questions concerning this report, please feel free to contact me.

Sincerely,



Kerry K. McGee
Project Manager

Table of Contents

Sample Summary 3
Case Narrative 4
Sample Results 5
22F2040-01 5
22F2040-02 7
22F2040-03 9
22F2040-04 11
22F2040-05 13
Sample Preparation Information 15
QC Data 16
Polychlorinated Biphenyls By GC/ECD 16
B312324 16
Petroleum Hydrocarbons Analyses 17
B312313 17
Dual Column RPD Report 18
Flag/Qualifier Summary 20
Certifications 21
Chain of Custody/Sample Receipt 22

con-test®
A Pace Analytical® Laboratory

39 Spruce Street * East Longmeadow, MA 01028 * FAX 413/525-6405 * TEL. 413/525-2332

Weston & Sampson
712 Brook Street, Suite 103
Rocky Hill, CT 06067
ATTN: Laura Yellen

REPORT DATE: 7/12/2022

PURCHASE ORDER NUMBER: 11003487

PROJECT NUMBER: 2180209

ANALYTICAL SUMMARY

WORK ORDER NUMBER: 22F2040

The results of analyses performed on the following samples submitted to CON-TEST, a Pace Analytical Laboratory, are found in this report.

PROJECT LOCATION: Simsbury, CT

FIELD SAMPLE #	LAB ID:	MATRIX	SAMPLE DESCRIPTION	TEST	SUB LAB
MW-400	22F2040-01	Ground Water		CTDEP ETPH	
				SW-846 8082A	
MW-401	22F2040-02	Ground Water		CTDEP ETPH	
				SW-846 8082A	
MW-402	22F2040-03	Ground Water		CTDEP ETPH	
				SW-846 8082A	
MW-403	22F2040-04	Ground Water		CTDEP ETPH	
				SW-846 8082A	
DUP-1A	22F2040-05	Ground Water		CTDEP ETPH	
				SW-846 8082A	

con-test®
A Pace Analytical® Laboratory

39 Spruce Street * East Longmeadow, MA 01028 * FAX 413/525-6405 * TEL. 413/525-2332

CASE NARRATIVE SUMMARY

All reported results are within defined laboratory quality control objectives unless listed below or otherwise qualified in this report.

The results of analyses reported only relate to samples submitted to Con-Test, a Pace Analytical Laboratory, for testing.
I certify that the analyses listed above, unless specifically listed as subcontracted, if any, were performed under my direction according to the approved methodologies listed in this document, and that based upon my inquiry of those individuals immediately responsible for obtaining the information, the material contained in this report is, to the best of my knowledge and belief, accurate and complete.

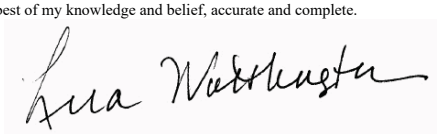

Lisa A. Worthington
Technical Representative

con-test®
A Pace Analytical® Laboratory
39 Spruce Street * East Longmeadow, MA 01028 * FAX 413/525-6405 * TEL. 413/525-2332

Project Location: Simsbury, CT | Sample Description: | Work Order: 22F2040

Date Received: 6/30/2022

Field Sample #: MW-400 | Sampled: 6/29/2022 10:30

Sample ID: 22F2040-01

Sample Matrix: Ground Water

Polychlorinated Biphenyls By GC/ECD

Analyte	Results	RL	Units	Dilution	Flag/Qual	Method	Date Prepared	Date/Time Analyzed	Analyst
Aroclor-1016 [1]	ND	0.20	µg/L	1		SW-846 8082A	7/6/22	7/11/22 16:21	TG
Aroclor-1221 [1]	ND	0.20	µg/L	1		SW-846 8082A	7/6/22	7/11/22 16:21	TG
Aroclor-1232 [1]	ND	0.20	µg/L	1		SW-846 8082A	7/6/22	7/11/22 16:21	TG
Aroclor-1242 [1]	ND	0.20	µg/L	1		SW-846 8082A	7/6/22	7/11/22 16:21	TG
Aroclor-1248 [1]	ND	0.20	µg/L	1		SW-846 8082A	7/6/22	7/11/22 16:21	TG
Aroclor-1254 [1]	ND	0.20	µg/L	1		SW-846 8082A	7/6/22	7/11/22 16:21	TG
Aroclor-1260 [1]	ND	0.20	µg/L	1		SW-846 8082A	7/6/22	7/11/22 16:21	TG
Aroclor-1262 [1]	ND	0.20	µg/L	1		SW-846 8082A	7/6/22	7/11/22 16:21	TG
Aroclor-1268 [1]	ND	0.20	µg/L	1		SW-846 8082A	7/6/22	7/11/22 16:21	TG

Surrogates	% Recovery	Recovery Limits	Flag/Qual	
Decachlorobiphenyl [1]	93.9	30-150		7/11/22 16:21
Decachlorobiphenyl [2]	96.8	30-150		7/11/22 16:21
Tetrachloro-m-xylene [1]	69.5	30-150		7/11/22 16:21
Tetrachloro-m-xylene [2]	68.7	30-150		7/11/22 16:21

con-test®
A Pace Analytical® Laboratory
39 Spruce Street * East Longmeadow, MA 01028 * FAX 413/525-6405 * TEL. 413/525-2332

Project Location: Simsbury, CT
Sample Description:
Work Order: 22F2040

Date Received: 6/30/2022

Field Sample #: MW-400
Sampled: 6/29/2022 10:30

Sample ID: 22F2040-01

Sample Matrix: Ground Water

Petroleum Hydrocarbons Analyses

Analyte	Results	RL	Units	Dilution	Flag/Qual	Method	Date Prepared	Date/Time Analyzed	Analyst
CT ETPH	0.22	0.15	mg/L	1		CTDEP ETPH	7/6/22	7/9/22 0:19	SFM

Surrogates	% Recovery	Recovery Limits	Flag/Qual	
2-Fluorobiphenyl	57.4	50-150		7/9/22 0:19

con-test®
A Pace Analytical® Laboratory
39 Spruce Street * East Longmeadow, MA 01028 * FAX 413/525-6405 * TEL. 413/525-2332

Project Location: Simsbury, CT | Sample Description: | Work Order: 22F2040

Date Received: 6/30/2022

Field Sample #: MW-401 | Sampled: 6/29/2022 11:20

Sample ID: 22F2040-02

Sample Matrix: Ground Water

Polychlorinated Biphenyls By GC/ECD

Analyte	Results	RL	Units	Dilution	Flag/Qual	Method	Date Prepared	Date/Time Analyzed	Analyst
Aroclor-1016 [1]	ND	0.20	µg/L	1		SW-846 8082A	7/6/22	7/11/22 16:34	TG
Aroclor-1221 [1]	ND	0.20	µg/L	1		SW-846 8082A	7/6/22	7/11/22 16:34	TG
Aroclor-1232 [1]	ND	0.20	µg/L	1		SW-846 8082A	7/6/22	7/11/22 16:34	TG
Aroclor-1242 [1]	ND	0.20	µg/L	1		SW-846 8082A	7/6/22	7/11/22 16:34	TG
Aroclor-1248 [1]	ND	0.20	µg/L	1		SW-846 8082A	7/6/22	7/11/22 16:34	TG
Aroclor-1254 [1]	ND	0.20	µg/L	1		SW-846 8082A	7/6/22	7/11/22 16:34	TG
Aroclor-1260 [1]	ND	0.20	µg/L	1		SW-846 8082A	7/6/22	7/11/22 16:34	TG
Aroclor-1262 [1]	ND	0.20	µg/L	1		SW-846 8082A	7/6/22	7/11/22 16:34	TG
Aroclor-1268 [1]	ND	0.20	µg/L	1		SW-846 8082A	7/6/22	7/11/22 16:34	TG

Surrogates	% Recovery	Recovery Limits	Flag/Qual	
Decachlorobiphenyl [1]	88.3	30-150		7/11/22 16:34
Decachlorobiphenyl [2]	92.7	30-150		7/11/22 16:34
Tetrachloro-m-xylene [1]	65.6	30-150		7/11/22 16:34
Tetrachloro-m-xylene [2]	64.9	30-150		7/11/22 16:34

con-test®
A Pace Analytical® Laboratory
39 Spruce Street * East Longmeadow, MA 01028 * FAX 413/525-6405 * TEL. 413/525-2332

Project Location: Simsbury, CT | Sample Description: | Work Order: 22F2040

Date Received: 6/30/2022

Field Sample #: MW-401 | Sampled: 6/29/2022 11:20

Sample ID: 22F2040-02

Sample Matrix: Ground Water

Petroleum Hydrocarbons Analyses

Analyte	Results	RL	Units	Dilution	Flag/Qual	Method	Date Prepared	Date/Time Analyzed	Analyst
CT ETPH	0.32	0.15	mg/L	1		CTDEP ETPH	7/6/22	7/9/22 1:39	SFM

Surrogates	% Recovery	Recovery Limits	Flag/Qual	
2-Fluorobiphenyl	56.1	50-150		7/9/22 1:39

con-test®
A Pace Analytical® Laboratory
39 Spruce Street * East Longmeadow, MA 01028 * FAX 413/525-6405 * TEL. 413/525-2332

Project Location: Simsbury, CT | Sample Description: | Work Order: 22F2040

Date Received: 6/30/2022

Field Sample #: MW-402 | Sampled: 6/29/2022 09:50

Sample ID: 22F2040-03

Sample Matrix: Ground Water

Polychlorinated Biphenyls By GC/ECD

Analyte	Results	RL	Units	Dilution	Flag/Qual	Method	Date Prepared	Date/Time Analyzed	Analyst
Aroclor-1016 [1]	ND	0.21	µg/L	1		SW-846 8082A	7/6/22	7/11/22 16:47	TG
Aroclor-1221 [1]	ND	0.21	µg/L	1		SW-846 8082A	7/6/22	7/11/22 16:47	TG
Aroclor-1232 [1]	ND	0.21	µg/L	1		SW-846 8082A	7/6/22	7/11/22 16:47	TG
Aroclor-1242 [1]	ND	0.21	µg/L	1		SW-846 8082A	7/6/22	7/11/22 16:47	TG
Aroclor-1248 [1]	ND	0.21	µg/L	1		SW-846 8082A	7/6/22	7/11/22 16:47	TG
Aroclor-1254 [1]	ND	0.21	µg/L	1		SW-846 8082A	7/6/22	7/11/22 16:47	TG
Aroclor-1260 [1]	ND	0.21	µg/L	1		SW-846 8082A	7/6/22	7/11/22 16:47	TG
Aroclor-1262 [1]	ND	0.21	µg/L	1		SW-846 8082A	7/6/22	7/11/22 16:47	TG
Aroclor-1268 [1]	ND	0.21	µg/L	1		SW-846 8082A	7/6/22	7/11/22 16:47	TG

Surrogates	% Recovery	Recovery Limits	Flag/Qual	
Decachlorobiphenyl [1]	89.6	30-150		7/11/22 16:47
Decachlorobiphenyl [2]	92.3	30-150		7/11/22 16:47
Tetrachloro-m-xylene [1]	65.5	30-150		7/11/22 16:47
Tetrachloro-m-xylene [2]	64.4	30-150		7/11/22 16:47

con-test®
A Pace Analytical® Laboratory
39 Spruce Street * East Longmeadow, MA 01028 * FAX 413/525-6405 * TEL. 413/525-2332

Project Location: Simsbury, CT | Sample Description: | Work Order: 22F2040

Date Received: 6/30/2022

Field Sample #: MW-402 | Sampled: 6/29/2022 09:50

Sample ID: 22F2040-03

Sample Matrix: Ground Water

Petroleum Hydrocarbons Analyses

Analyte	Results	RL	Units	Dilution	Flag/Qual	Method	Date Prepared	Date/Time Analyzed	Analyst
CT ETPH	0.21	0.15	mg/L	1		CTDEP ETPH	7/6/22	7/8/22 23:38	SFM

Surrogates	% Recovery	Recovery Limits	Flag/Qual	
2-Fluorobiphenyl	58.4	50-150		7/8/22 23:38

con-test®
A Pace Analytical® Laboratory
39 Spruce Street * East Longmeadow, MA 01028 * FAX 413/525-6405 * TEL. 413/525-2332

Project Location: Simsbury, CT | Sample Description: | Work Order: 22F2040

Date Received: 6/30/2022

Field Sample #: MW-403 | Sampled: 6/29/2022 09:15

Sample ID: 22F2040-04

Sample Matrix: Ground Water

Polychlorinated Biphenyls By GC/ECD

Analyte	Results	RL	Units	Dilution	Flag/Qual	Method	Date Prepared	Date/Time Analyzed	Analyst
Aroclor-1016 [1]	ND	0.21	µg/L	1		SW-846 8082A	7/6/22	7/11/22 16:59	TG
Aroclor-1221 [1]	ND	0.21	µg/L	1		SW-846 8082A	7/6/22	7/11/22 16:59	TG
Aroclor-1232 [1]	ND	0.21	µg/L	1		SW-846 8082A	7/6/22	7/11/22 16:59	TG
Aroclor-1242 [1]	ND	0.21	µg/L	1		SW-846 8082A	7/6/22	7/11/22 16:59	TG
Aroclor-1248 [1]	ND	0.21	µg/L	1		SW-846 8082A	7/6/22	7/11/22 16:59	TG
Aroclor-1254 [1]	ND	0.21	µg/L	1		SW-846 8082A	7/6/22	7/11/22 16:59	TG
Aroclor-1260 [1]	ND	0.21	µg/L	1		SW-846 8082A	7/6/22	7/11/22 16:59	TG
Aroclor-1262 [1]	ND	0.21	µg/L	1		SW-846 8082A	7/6/22	7/11/22 16:59	TG
Aroclor-1268 [1]	ND	0.21	µg/L	1		SW-846 8082A	7/6/22	7/11/22 16:59	TG

Surrogates	% Recovery	Recovery Limits	Flag/Qual	
Decachlorobiphenyl [1]	82.0	30-150		7/11/22 16:59
Decachlorobiphenyl [2]	83.9	30-150		7/11/22 16:59
Tetrachloro-m-xylene [1]	58.9	30-150		7/11/22 16:59
Tetrachloro-m-xylene [2]	57.6	30-150		7/11/22 16:59

con-test®
A Pace Analytical® Laboratory
39 Spruce Street * East Longmeadow, MA 01028 * FAX 413/525-6405 * TEL. 413/525-2332

Project Location: Simsbury, CT | Sample Description: | Work Order: 22F2040

Date Received: 6/30/2022

Field Sample #: MW-403 | Sampled: 6/29/2022 09:15

Sample ID: 22F2040-04

Sample Matrix: Ground Water

Petroleum Hydrocarbons Analyses

Analyte	Results	RL	Units	Dilution	Flag/Qual	Method	Date Prepared	Date/Time Analyzed	Analyst
CT ETPH	0.21	0.15	mg/L	1		CTDEP ETPH	7/6/22	7/8/22 23:18	SFM

Surrogates	% Recovery	Recovery Limits	Flag/Qual	
2-Fluorobiphenyl	57.9	50-150		7/8/22 23:18

con-test®
A Pace Analytical® Laboratory
39 Spruce Street * East Longmeadow, MA 01028 * FAX 413/525-6405 * TEL. 413/525-2332

Project Location: Simsbury, CT | Sample Description: | Work Order: 22F2040

Date Received: 6/30/2022

Field Sample #: DUP-1A | Sampled: 6/29/2022 00:00

Sample ID: 22F2040-05

Sample Matrix: Ground Water

Polychlorinated Biphenyls By GC/ECD

Analyte	Results	RL	Units	Dilution	Flag/Qual	Method	Date Prepared	Date/Time Analyzed	Analyst
Aroclor-1016 [1]	ND	0.20	µg/L	1		SW-846 8082A	7/6/22	7/11/22 17:12	TG
Aroclor-1221 [1]	ND	0.20	µg/L	1		SW-846 8082A	7/6/22	7/11/22 17:12	TG
Aroclor-1232 [1]	ND	0.20	µg/L	1		SW-846 8082A	7/6/22	7/11/22 17:12	TG
Aroclor-1242 [1]	ND	0.20	µg/L	1		SW-846 8082A	7/6/22	7/11/22 17:12	TG
Aroclor-1248 [1]	ND	0.20	µg/L	1		SW-846 8082A	7/6/22	7/11/22 17:12	TG
Aroclor-1254 [1]	ND	0.20	µg/L	1		SW-846 8082A	7/6/22	7/11/22 17:12	TG
Aroclor-1260 [1]	ND	0.20	µg/L	1		SW-846 8082A	7/6/22	7/11/22 17:12	TG
Aroclor-1262 [1]	ND	0.20	µg/L	1		SW-846 8082A	7/6/22	7/11/22 17:12	TG
Aroclor-1268 [1]	ND	0.20	µg/L	1		SW-846 8082A	7/6/22	7/11/22 17:12	TG

Surrogates	% Recovery	Recovery Limits	Flag/Qual	
Decachlorobiphenyl [1]	82.2	30-150		7/11/22 17:12
Decachlorobiphenyl [2]	83.0	30-150		7/11/22 17:12
Tetrachloro-m-xylene [1]	63.4	30-150		7/11/22 17:12
Tetrachloro-m-xylene [2]	60.5	30-150		7/11/22 17:12

con-test®
A Pace Analytical® Laboratory
39 Spruce Street * East Longmeadow, MA 01028 * FAX 413/525-6405 * TEL. 413/525-2332

Project Location: Simsbury, CT | Sample Description: | Work Order: 22F2040

Date Received: 6/30/2022

Field Sample #: DUP-1A | Sampled: 6/29/2022 00:00

Sample ID: 22F2040-05

Sample Matrix: Ground Water

Petroleum Hydrocarbons Analyses

Analyte	Results	RL	Units	Dilution	Flag/Qual	Method	Date Prepared	Date/Time Analyzed	Analyst
CT ETPH	0.21	0.14	mg/L	1		CTDEP ETPH	7/6/22	7/8/22 23:59	SFM

Surrogates	% Recovery	Recovery Limits	Flag/Qual	
2-Fluorobiphenyl	59.3	50-150		7/8/22 23:59

con-test®
A Pace Analytical® Laboratory

39 Spruce Street * East Longmeadow, MA 01028 * FAX 413/525-6405 * TEL. 413/525-2332

Sample Extraction Data

Prep Method: SW-846 3510C **Analytical Method: CTDEP ETPH**

Lab Number [Field ID]	Batch	Initial [mL]	Final [mL]	Date
22F2040-01 [MW-400]	B312313	1000	1.00	07/06/22
22F2040-02 [MW-401]	B312313	1000	1.00	07/06/22
22F2040-03 [MW-402]	B312313	1000	1.00	07/06/22
22F2040-04 [MW-403]	B312313	1010	1.00	07/06/22
22F2040-05 [DUP-1A]	B312313	1040	1.00	07/06/22

Prep Method: SW-846 3510C **Analytical Method: SW-846 8082A**

Lab Number [Field ID]	Batch	Initial [mL]	Final [mL]	Date
22F2040-01 [MW-400]	B312324	990	10.0	07/06/22
22F2040-02 [MW-401]	B312324	980	10.0	07/06/22
22F2040-03 [MW-402]	B312324	970	10.0	07/06/22
22F2040-04 [MW-403]	B312324	970	10.0	07/06/22
22F2040-05 [DUP-1A]	B312324	990	10.0	07/06/22

con-test®
A Pace Analytical® Laboratory

39 Spruce Street * East Longmeadow, MA 01028 * FAX 413/525-6405 * TEL. 413/525-2332

QUALITY CONTROL

Polychlorinated Biphenyls By GC/ECD - Quality Control

Analyte	Result	Reporting Limit	Units	Spike Level	Source Result	%REC	%REC Limits	RPD	RPD Limit	Notes
Batch B312324 - SW-846 3510C										
Blank (B312324-BLK1)				Prepared: 07/06/22 Analyzed: 07/11/22						
Aroclor-1016	ND	0.20	µg/L							
Aroclor-1016 [2C]	ND	0.20	µg/L							
Aroclor-1221	ND	0.20	µg/L							
Aroclor-1221 [2C]	ND	0.20	µg/L							
Aroclor-1232	ND	0.20	µg/L							
Aroclor-1232 [2C]	ND	0.20	µg/L							
Aroclor-1242	ND	0.20	µg/L							
Aroclor-1242 [2C]	ND	0.20	µg/L							
Aroclor-1248	ND	0.20	µg/L							
Aroclor-1248 [2C]	ND	0.20	µg/L							
Aroclor-1254	ND	0.20	µg/L							
Aroclor-1254 [2C]	ND	0.20	µg/L							
Aroclor-1260	ND	0.20	µg/L							
Aroclor-1260 [2C]	ND	0.20	µg/L							
Aroclor-1262	ND	0.20	µg/L							
Aroclor-1262 [2C]	ND	0.20	µg/L							
Aroclor-1268	ND	0.20	µg/L							
Aroclor-1268 [2C]	ND	0.20	µg/L							
Surrogate: Decachlorobiphenyl	*1.25*		µg/L	2.00		62.6	30-150			
Surrogate: Decachlorobiphenyl [2C]	*1.28*		µg/L	2.00		64.1	30-150			
Surrogate: Tetrachloro-m-xylene	*1.11*		µg/L	2.00		55.4	30-150			
Surrogate: Tetrachloro-m-xylene [2C]	*1.03*		µg/L	2.00		51.7	30-150			
LCS (B312324-BS1)				Prepared: 07/06/22 Analyzed: 07/11/22						
Aroclor-1016	0.32	0.20	µg/L	0.500		64.7	40-140			
Aroclor-1016 [2C]	0.31	0.20	µg/L	0.500		62.1	40-140			
Aroclor-1260	0.36	0.20	µg/L	0.500		72.2	40-140			
Aroclor-1260 [2C]	0.35	0.20	µg/L	0.500		69.9	40-140			
Surrogate: Decachlorobiphenyl	*1.66*		µg/L	2.00		83.1	30-150			
Surrogate: Decachlorobiphenyl [2C]	*1.69*		µg/L	2.00		84.3	30-150			
Surrogate: Tetrachloro-m-xylene	*1.07*		µg/L	2.00		53.3	30-150			
Surrogate: Tetrachloro-m-xylene [2C]	*1.01*		µg/L	2.00		50.5	30-150			
LCS Dup (B312324-BSD1)				Prepared: 07/06/22 Analyzed: 07/11/22						
Aroclor-1016	0.35	0.20	µg/L	0.500		70.1	40-140	8.02	20	
Aroclor-1016 [2C]	0.34	0.20	µg/L	0.500		67.2	40-140	7.97	20	
Aroclor-1260	0.39	0.20	µg/L	0.500		77.4	40-140	6.94	20	
Aroclor-1260 [2C]	0.37	0.20	µg/L	0.500		74.0	40-140	5.70	20	
Surrogate: Decachlorobiphenyl	*1.59*		µg/L	2.00		79.6	30-150			
Surrogate: Decachlorobiphenyl [2C]	*1.61*		µg/L	2.00		80.6	30-150			
Surrogate: Tetrachloro-m-xylene	*1.14*		µg/L	2.00		57.2	30-150			
Surrogate: Tetrachloro-m-xylene [2C]	*1.07*		µg/L	2.00		53.5	30-150			

con-test®
A Pace Analytical® Laboratory

39 Spruce Street * East Longmeadow, MA 01028 * FAX 413/525-6405 * TEL. 413/525-2332

QUALITY CONTROL

Petroleum Hydrocarbons Analyses - Quality Control

Analyte	Result	Reporting Limit	Units	Spike Level	Source Result	%REC	%REC Limits	RPD	RPD Limit	Notes
Batch B312313 - SW-846 3510C										
Blank (B312313-BLK1)				Prepared: 07/06/22 Analyzed: 07/08/22						
CT ETPH	ND	0.15	mg/L							
Surrogate: 2-Fluorobiphenyl	*0.0620*		mg/L	0.100		62.0	50-150			
LCS (B312313-BS1)				Prepared: 07/06/22 Analyzed: 07/08/22						
CT ETPH	0.686	0.15	mg/L	1.00		68.6	60-120			
Surrogate: 2-Fluorobiphenyl	*0.0599*		mg/L	0.100		59.9	50-150			
LCS Dup (B312313-BSD1)				Prepared: 07/06/22 Analyzed: 07/08/22						
CT ETPH	0.646	0.15	mg/L	1.00		64.6	60-120	6.00	30	
Surrogate: 2-Fluorobiphenyl	*0.0549*		mg/L	0.100		54.9	50-150			

con-test®
A Pace Analytical® Laboratory

39 Spruce Street * East Longmeadow, MA 01028 * FAX 413/525-6405 * TEL. 413/525-2332

IDENTIFICATION SUMMARY FOR SINGLE COMPONENT ANALYTES

SW-846 8082A

LCS

Lab Sample ID: B312324-BS1 Date(s) Analyzed: 07/11/2022 07/11/2022

Instrument ID (1): ECD1 Instrument ID (2): ECD1

GC Column (1): ID: (mm) GC Column (2): ID: (mm)

ANALYTE	COL	RT	RT WINDOW		CONCENTRATION	%RPD
			FROM	TO		
Aroclor-1016	1	0.000	0.000	0.000	0.32	
	2	0.000	0.000	0.000	0.31	3.2
Aroclor-1260	1	0.000	0.000	0.000	0.36	
	2	0.000	0.000	0.000	0.35	2.8

con-test®
A Pace Analytical® Laboratory

39 Spruce Street * East Longmeadow, MA 01028 * FAX 413/525-6405 * TEL. 413/525-2332

IDENTIFICATION SUMMARY FOR SINGLE COMPONENT ANALYTES

SW-846 8082A

LCS Dup

Lab Sample ID: B312324-BSD1 Date(s) Analyzed: 07/11/2022 07/11/2022

Instrument ID (1): ECD1 Instrument ID (2): ECD1

GC Column (1): ID: (mm) GC Column (2): ID: (mm)

ANALYTE	COL	RT	RT WINDOW		CONCENTRATION	%RPD
			FROM	TO		
Aroclor-1016	1	0.000	0.000	0.000	0.35	
	2	0.000	0.000	0.000	0.34	2.9
Aroclor-1260	1	0.000	0.000	0.000	0.39	
	2	0.000	0.000	0.000	0.37	5.3

con-test®
A Pace Analytical® Laboratory

39 Spruce Street * East Longmeadow, MA 01028 * FAX 413/525-6405 * TEL. 413/525-2332

FLAG/QUALIFIER SUMMARY

*	QC result is outside of established limits.
†	Wide recovery limits established for difficult compound.
‡	Wide RPD limits established for difficult compound.
#	Data exceeded client recommended or regulatory level
ND	Not Detected
RL	Reporting Limit is at the level of quantitation (LOQ)
DL	Detection Limit is the lower limit of detection determined by the MDL study
MCL	Maximum Contaminant Level
	Percent recoveries and relative percent differences (RPDs) are determined by the software using values in the calculation which have not been rounded.
	No results have been blank subtracted unless specified in the case narrative section.

39 Spruce Street * East Longmeadow, MA 01028 * FAX 413/525-6405 * TEL. 413/525-2332

CERTIFICATIONS

Certified Analyses included in this Report

Analyte	Certifications
CTDEP ETPH in Soil	
CT ETPH	CT
CTDEP ETPH in Water	
CT ETPH	CT
SW-846 8082A in Water	
Aroclor-1016	CT,NH,NY,NC,ME,VA,PA
Aroclor-1016 [2C]	CT,NH,NY,NC,ME,VA,PA
Aroclor-1221	CT,NH,NY,NC,ME,VA,PA
Aroclor-1221 [2C]	CT,NH,NY,NC,ME,VA,PA
Aroclor-1232	CT,NH,NY,NC,ME,VA,PA
Aroclor-1232 [2C]	CT,NH,NY,NC,ME,VA,PA
Aroclor-1242	CT,NH,NY,NC,ME,VA,PA
Aroclor-1242 [2C]	CT,NH,NY,NC,ME,VA,PA
Aroclor-1248	CT,NH,NY,NC,ME,VA,PA
Aroclor-1248 [2C]	CT,NH,NY,NC,ME,VA,PA
Aroclor-1254	CT,NH,NY,NC,ME,VA,PA
Aroclor-1254 [2C]	CT,NH,NY,NC,ME,VA,PA
Aroclor-1260	CT,NH,NY,NC,ME,VA,PA
Aroclor-1260 [2C]	CT,NH,NY,NC,ME,VA,PA
Aroclor-1262	NH,NY,NC,ME,VA,PA
Aroclor-1262 [2C]	NH,NY,NC,ME,VA,PA
Aroclor-1268	NH,NY,NC,ME,VA,PA
Aroclor-1268 [2C]	NH,NY,NC,ME,VA,PA

Con-Test, a Pace Environmental Laboratory, operates under the following certifications and accreditations:

Code	Description	Number	Expires
AIHA	AIHA-LAP, LLC - ISO17025:2017	100033	03/1/2024
MA	Massachusetts DEP	M-MA100	06/30/2023
CT	Connecticut Department of Publilc Health	PH-0165	12/31/2022
NY	New York State Department of Health	10899 NELAP	04/1/2023
NH-S	New Hampshire Environmental Lab	2516 NELAP	02/5/2023
RI	Rhode Island Department of Health	LAO00373	12/30/2022
NC	North Carolina Div. of Water Quality	652	12/31/2022
NJ	New Jersey DEP	MA007 NELAP	06/30/2023
FL	Florida Department of Health	E871027 NELAP	06/30/2023
VT	Vermont Department of Health Lead Laboratory	LL720741	07/30/2023
ME	State of Maine	MA00100	06/9/2023
VA	Commonwealth of Virginia	460217	12/14/2022
NH-P	New Hampshire Environmental Lab	2557 NELAP	09/6/2022
VT-DW	Vermont Department of Health Drinking Water	VT-255716	06/12/2023
NC-DW	North Carolina Department of Health	25703	07/31/2022
PA	Commonwealth of Pennsylvania DEP	68-05812	06/30/2023
MI	Dept. of Env, Great Lakes, and Energy	9100	09/6/2022

22F2040

Pace Analytical®
Phone: 413-525-2332
Fax: 413-525-6405
Access COC's and Support Requests

http://www.pacelabs.com
CHAIN OF CUSTODY RECORD
39 Spruce Street
East Longmeadow, MA 01028
Doc # 381 Rev 5_07/13/2021
Page 1 of 1

Company Name:	Winston and Simpson
Address:	712 Brook St Suite 103, Rocky Hill CT
Phone:	
Printed Name:	Simsbury AW
Project Location:	Simsbury, CT
Project Number:	Client PO 1100 3487
Project Manager:	Lara Pelleg
Pace Quote Name/Number:	
Invoice Recipient:	Drew Bilchak
Sampled By:	Richard Monnacha

Requested TAT/Comments:
7-Day ✓ 10-Day ☐
PFAS 10-Day (std) ☐ Due Date:

Rush-Approval Required:
1-Day ☐ 3-Day ☐
2-Day ☐ 4-Day ☐

Data Delivery:
Format: PDF ✓ EXCEL ✓
Other:
CLP Like Data Pkg Required: ☐
Email To: wellen1@wsenv.com
Fax To #:

Dissolved Metals Samples:
○ Field Filtered
○ Lab to Filter

Organic/Potable Samples:
○ Field Filtered
○ Lab to Filter

ANALYSIS REQUESTED
PCB ONLY
SOXHLET ☐
NON SOXHLET ☐
PCBs EtOH

Pace Work Order#	Client Sample ID / Description	Beginning Date/Time	Ending Date/Time	COMP/GRAB	Matrix Code	Conc Code	VIALS	GLASS	PLASTIC	BACTERIA	ENCORE	I	J
1	mw-460	6/29	1030	grab	GW	U		4				X	X
2	mw-401	6/29	1120	grab	GW	U		4				X	X
3	mw-402	6/29	950	grab	GW	U		4				X	X
4	mw-403	6/29	915	grab	GW	U		4				X	X
5	Dup-1A	6/29	—	grab	GW	U		4				X	X

Relinquished by: (signature) — Date/Time: 6/29/22 1600
Received by: (signature) WSE Fridge — Date/Time:
Relinquished by: (signature) — Date/Time:
Received by: (signature) — Date/Time: 6/30/22 1:27 pm
Relinquished by: (signature) — Date/Time: 6/30/22 5:05
Received by: (signature) — Date/Time: 5.6 6/30 17:05
Relinquished by: (signature) — Date/Time:
Received by: (signature) — Date/Time:

Client Comments:

Detection Limit Requirements:
MA
CT: LT Deep RSRs
Other:

Special Requirements:
☐ MA MCP Required
☐ MCP Certification Form Required
✓ CT RCP Required
☐ RCP Certification Form Required
☐ MA State DW Required
PWSID #

Please use the following codes to indicate possible sample concentration within the Conc Code column above:
H - High; M - Medium; L - Low; C - Clean; U - Unknown

NELAC and AIHA-LAP, LLC Accredited

Project Entity
Government ☐ Municipality ☐ MWRA ☐ WRTA ☐
Federal ☐ 21 J ☐ School ☐
City ☐ Brownfield ☐ MBTA ☐

Other
☐ Chromatogram
☐ AIHA-LAP,LLC

[2] Preservation Code
Courier Use Only
Total Number Of:
VIALS
GLASS
PLASTIC
BACTERIA
ENCORE

Glassware in the fridge? Y / N
Glassware in freezer? Y / N
Prepackaged Cooler? Y / N
*Pace Analytical is not responsible for missing samples from prepacked coolers

[1] Matrix Codes:
GW = Ground Water
WW = Waste Water
DW = Drinking Water
A = Air
S = Soil
SL = Sludge
SOL = Solid
O = Other (please define)

[2] Preservation Codes:
I = Iced
H = HCL
M = Methanol
N = Nitric Acid
S = Sulfuric Acid
B = Sodium Bisulfate
X = Sodium Hydroxide
T = Sodium Thiosulfate
O = Other (please define)

Comments:

Disclaimer: Pace Analytical is not responsible for any omitted information on the Chain of Custody. Th
Chain of Custody is a legal document that must be complete and accurate and is used to determine wha
analyses the laboratory will perform. Any missing information is not the laboratory's responsibility. Pa
Analytical values your partnership on each project and will try to assist with missing information, but w
not be held accountable.

Table of Contents

I Have Not Confirmed Sample Container Numbers With Lab Staff Before Relinquishing Over Samples_____

Pace

Pace

Doc# 277 Rev 5 2017

Login Sample Receipt Checklist - (Rejection Criteria Listing - Using Acceptance Policy) Any False Statement will be brought to the attention of the Client - State True or False

Client W+S

Received By CBN Date 06/30/22 Time 1705

How were the samples received? In Cooler T No Cooler _____ On Ice T No Ice _____
Direct from Sampling _____ Ambient _____ Melted Ice _____

Were samples within Temperature? 2-6°C T By Gun # 3 Actual Temp - 5.6
By Blank # _____ Actual Temp - _____

Was Custody Seal Intact? N/A Were Samples Tampered with? N/A
Was COC Relinquished ? T Does Chain Agree With Samples? T
Are there broken/leaking/loose caps on any samples? F

Is COC in ink/ Legible? T Were samples received within holding time? T
Did COC include all pertinent Information? Client T Analysis T Sampler Name T
Project T ID's T Collection Dates/Times T
Are Sample labels filled out and legible? T
Are there Lab to Filters? F
Are there Rushes? F
Are there Short Holds? F
Is there enough Volume? T
Is there Headspace where applicable? F
Proper Media/Containers Used? T
Were trip blanks received? F
Do all samples have the proper pH? Acid N/A Base N/A

Who was notified? _____
Who was notified? _____
Who was notified? _____

MS/MSD? F
Is splitting samples required? F
On COC? F

Vials	#	Containers:	#		#		#
Unp-		1 Liter Amb.	20	1 Liter Plastic		16 oz Amb.	
HCL-		500 mL Amb.		500 mL Plastic		8oz Amb/Clear	
Meoh-		250 mL Amb.		250 mL Plastic		4oz Amb/Clear	
Bisulfate-		Flashpoint		Col./Bacteria		2oz Amb/Clear	
DI-		Other Glass		Other Plastic		Encore	
Thiosulfate-		SOC Kit		Plastic Bag		Frozen:	
Sulfuric-		Perchlorate		Ziplock			

Unused Media

Vials	#	Containers:	#		#		#
Unp-		1 Liter Amb.		1 Liter Plastic		16 oz Amb.	
HCL-		500 mL Amb.		500 mL Plastic		8oz Amb/Clear	
Meoh-		250 mL Amb.		250 mL Plastic		4oz Amb/Clear	
Bisulfate-		Col./Bacteria		Flashpoint		2oz Amb/Clear	
DI-		Other Plastic		Other Glass		Encore	
Thiosulfate-		SOC Kit		Plastic Bag		Frozen:	
Sulfuric-		Perchlorate		Ziplock			

Comments:

C:\MSDCHEM\4\DATA\D070822\D22F189010.D

CT ETPH Discrimination Check

Data File Name D22F189010.D
Data File Path C:\MSDCHEM\4\DATA\D070822\
Operator TYH
Date Acquired 7/8/1922 18:56
Acq. Method File EPH11D.M
Sample Name ETPH 1500
Instrument Name GCFID4

Name	Ret Time	Target Response	Average Response	*%D+/-20
C-9	1.26	8163022	9093635	10
C-10	2.03	8559957	9093635	6
C-12	3.07	8873579	9093635	2
C-14	3.81	9114156	9093635	0
C-16	4.43	9309841	9093635	-2
C-18	4.98	9296023	9093635	-2
C-20	5.56	9264034	9093635	-2
C-22	6.28	9248264	9093635	-2
C-24	7.10	9335585	9093635	-3
C-26	7.91	9340975	9093635	-3
C-28	8.66	9408965	9093635	-3
C-30	9.35	9453408	9093635	-4
C-32	10.59	9220369	9093635	-1
C-34	11.16	8908172	9093635	2
C-36	11.16	8908172	9093635	2

Samples

22G0024-07
22G0024-08
22F2071-06
22F2071-05
22F2040-04
22F2040-03
22F2040-05
22F2040-01
22F2071-02
22F2071-03
22F2071-04
22F2040-02

*One compound allowed %D</=50

REASONABLE CONFIDENCE PROTOCOL
LABORATORY ANALYSIS QA/QC CERTIFICATION FORM

Laboratory Name: Con-Test, a Pace Analytical Laboratory

Client: Weston & Sampson

Project Location: Simsbury, CT

Project Number: 22F2040

Laboratory Sample ID(s):
22F2040-01 thru 22F2040-05

Sample Date(s):
06/29/2022

List RCP Methods Used:
CTDEP ETPH, SW-846 8082A

1	For each analytical method referenced in this laboratory report package, were all specified QA/QC performance criteria followed, including the requirement to explain any criteria falling outside of acceptable guidelines, as specified in the CTDEP method-specific Reasonable Confidence Protocol documents?	☑ Yes ☐ No
1A	Were the method specified preservation and holding time requirements met?	☑ Yes ☐ No
1B	VPH and EPH Methods only: Was the VPH and EPH method conducted without significant modifications (see Section 11.3 of respective RCP methods)?	☐ Yes ☐ No ☑ N/A
2	Were all samples received by the laboratory in a condition consistent with that described on the associated chain-of-custody document(s)?	☑ Yes ☐ No
3	Were samples received at an appropriate temperature (< 6 degrees C.)?	☑ Yes ☐ No ☐ N/A
4	Were all QA/QC performance criteria specified in the CTDEP Reasonable Confidence Protocol documents achieved?	☑ Yes ☐ No
5A	Were reporting limits specified or referenced on the chain-of-custody?	☑ Yes ☐ No
5B	Were these reporting limits met?	☑ Yes ☐ No
6	For each analytical method referenced in this laboratory report package, were results reported for all constituents identified in the method-specific analyte lists presented in the Reasonable Confidence Protocol documents?	☑ Yes ☐ No
7	Are project-specific matrix spikes and laboratory duplicates included in this data set?	☑ Yes ☐ No

Notes: For all questions to which the response was "No" (with the exception of question #7), additional information must be provided in an attached narrative. If the answer to question #1, #1A, or #1B is "No", the data package does not meet the requirements for "Reasonable Confidence."
This form may not be altered and all questions must be answered.

Lisa A. Worthington

I, the undersigned, attest under the pains and penalties of perjury that, to the best of my knowledge and belief and based upon my personal inquiry of those responsible for providing the information contained in this analytical report, such information is accurate and complete.

Authorized Signature: Lisa Worthington **Position:** **Technical Representative**

Printed Name: **Lisa A. Worthington** **Date:** **07/12/22**

Name of Laboratory: **Con-Test, a Pace Analytical Laboratory**

This certification form is to be used for RCP methods only.

con-test®
A Pace Analytical® Laboratory

39 Spruce Street * East Longmeadow, MA 01028 * FAX 413/525-6405 * TEL. 413/525-2332

September 26, 2022

Laura Yellen
Weston & Sampson
712 Brook Street, Suite 103
Rocky Hill, CT 06067

Project Location: Simsbury, CT
Client Job Number:
Project Number: 2180209
Laboratory Work Order Number: 22I1136

Enclosed are results of analyses for samples as received by the laboratory on September 20, 2022. If you have any questions concerning this report, please feel free to contact me.

Sincerely,



Kerry K. McGee
Project Manager

Table of Contents

Sample Summary 3
Case Narrative 4
Sample Results 5
22I1136-01 5
22I1136-02 7
22I1136-03 9
22I1136-04 11
Sample Preparation Information 13
QC Data 14
Polychlorinated Biphenyls By GC/ECD 14
B317714 14
Petroleum Hydrocarbons Analyses 15
B317819 15
Dual Column RPD Report 16
Flag/Qualifier Summary 18
Certifications 19
Chain of Custody/Sample Receipt 20

con-test®
A Pace Analytical® Laboratory

39 Spruce Street * East Longmeadow, MA 01028 * FAX 413/525-6405 * TEL. 413/525-2332

Weston & Sampson
712 Brook Street, Suite 103
Rocky Hill, CT 06067
ATTN: Laura Yellen

REPORT DATE: 9/26/2022

PURCHASE ORDER NUMBER: 11003487

PROJECT NUMBER: 2180209

ANALYTICAL SUMMARY

WORK ORDER NUMBER: 22I1136

The results of analyses performed on the following samples submitted to CON-TEST, a Pace Analytical Laboratory, are found in this report.

PROJECT LOCATION: Simsbury, CT

FIELD SAMPLE #	LAB ID:	MATRIX	SAMPLE DESCRIPTION	TEST	SUB LAB
MW-400	22I1136-01	Ground Water		CTDEP ETPH	
				SW-846 8082A	
MW-402	22I1136-02	Ground Water		CTDEP ETPH	
				SW-846 8082A	
MW-403	22I1136-03	Ground Water		CTDEP ETPH	
				SW-846 8082A	
Dup-1	22I1136-04	Ground Water		CTDEP ETPH	
				SW-846 8082A	

con-test®
A Pace Analytical® Laboratory

39 Spruce Street * East Longmeadow, MA 01028 * FAX 413/525-6405 * TEL. 413/525-2332

CASE NARRATIVE SUMMARY

All reported results are within defined laboratory quality control objectives unless listed below or otherwise qualified in this report.

The results of analyses reported only relate to samples submitted to Con-Test, a Pace Analytical Laboratory, for testing.
I certify that the analyses listed above, unless specifically listed as subcontracted, if any, were performed under my direction according to the approved methodologies listed in this document, and that based upon my inquiry of those individuals immediately responsible for obtaining the information, the material contained in this report is, to the best of my knowledge and belief, accurate and complete.

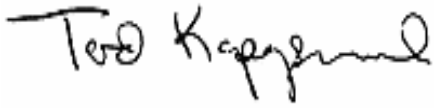

Tod E. Kopyscinski
Laboratory Director

con-test®
A Pace Analytical® Laboratory
39 Spruce Street * East Longmeadow, MA 01028 * FAX 413/525-6405 * TEL. 413/525-2332

Project Location: Simsbury, CT
Sample Description:
Work Order: 22I1136
Date Received: 9/20/2022
Field Sample #: MW-400
Sampled: 9/20/2022 12:25
Sample ID: 22I1136-01
Sample Matrix: Ground Water

Polychlorinated Biphenyls By GC/ECD

Analyte	Results	RL	Units	Dilution	Flag/Qual	Method	Date Prepared	Date/Time Analyzed	Analyst
Aroclor-1016 [1]	ND	0.20	µg/L	1		SW-846 8082A	9/21/22	9/23/22 18:13	SFM
Aroclor-1221 [1]	ND	0.20	µg/L	1		SW-846 8082A	9/21/22	9/23/22 18:13	SFM
Aroclor-1232 [1]	ND	0.20	µg/L	1		SW-846 8082A	9/21/22	9/23/22 18:13	SFM
Aroclor-1242 [1]	ND	0.20	µg/L	1		SW-846 8082A	9/21/22	9/23/22 18:13	SFM
Aroclor-1248 [1]	ND	0.20	µg/L	1		SW-846 8082A	9/21/22	9/23/22 18:13	SFM
Aroclor-1254 [1]	ND	0.20	µg/L	1		SW-846 8082A	9/21/22	9/23/22 18:13	SFM
Aroclor-1260 [1]	ND	0.20	µg/L	1		SW-846 8082A	9/21/22	9/23/22 18:13	SFM
Aroclor-1262 [1]	ND	0.20	µg/L	1		SW-846 8082A	9/21/22	9/23/22 18:13	SFM
Aroclor-1268 [1]	ND	0.20	µg/L	1		SW-846 8082A	9/21/22	9/23/22 18:13	SFM

Surrogates	% Recovery	Recovery Limits	Flag/Qual	
Decachlorobiphenyl [1]	100	30-150		9/23/22 18:13
Decachlorobiphenyl [2]	104	30-150		9/23/22 18:13
Tetrachloro-m-xylene [1]	70.7	30-150		9/23/22 18:13
Tetrachloro-m-xylene [2]	68.0	30-150		9/23/22 18:13

con-test®
A Pace Analytical® Laboratory
39 Spruce Street * East Longmeadow, MA 01028 * FAX 413/525-6405 * TEL. 413/525-2332

Project Location: Simsbury, CT
Sample Description:
Work Order: 22I1136

Date Received: 9/20/2022

Field Sample #: MW-400
Sampled: 9/20/2022 12:25

Sample ID: 22I1136-01

Sample Matrix: Ground Water

Petroleum Hydrocarbons Analyses

Analyte	Results	RL	Units	Dilution	Flag/Qual	Method	Date Prepared	Date/Time Analyzed	Analyst
CT ETPH	0.16	0.14	mg/L	1		CTDEP ETPH	9/22/22	9/24/22 14:29	SFM

Surrogates	% Recovery	Recovery Limits	Flag/Qual	
2-Fluorobiphenyl	68.5	50-150		9/24/22 14:29

con-test®
A Pace Analytical® Laboratory
39 Spruce Street * East Longmeadow, MA 01028 * FAX 413/525-6405 * TEL. 413/525-2332

Project Location: Simsbury, CT
Sample Description:
Work Order: 22I1136
Date Received: 9/20/2022
Field Sample #: MW-402
Sampled: 9/20/2022 11:40
Sample ID: 22I1136-02
Sample Matrix: Ground Water

Polychlorinated Biphenyls By GC/ECD

Analyte	Results	RL	Units	Dilution	Flag/Qual	Method	Date Prepared	Date/Time Analyzed	Analyst
Aroclor-1016 [1]	ND	0.20	µg/L	1		SW-846 8082A	9/21/22	9/23/22 18:31	SFM
Aroclor-1221 [1]	ND	0.20	µg/L	1		SW-846 8082A	9/21/22	9/23/22 18:31	SFM
Aroclor-1232 [1]	ND	0.20	µg/L	1		SW-846 8082A	9/21/22	9/23/22 18:31	SFM
Aroclor-1242 [1]	ND	0.20	µg/L	1		SW-846 8082A	9/21/22	9/23/22 18:31	SFM
Aroclor-1248 [1]	ND	0.20	µg/L	1		SW-846 8082A	9/21/22	9/23/22 18:31	SFM
Aroclor-1254 [1]	ND	0.20	µg/L	1		SW-846 8082A	9/21/22	9/23/22 18:31	SFM
Aroclor-1260 [1]	ND	0.20	µg/L	1		SW-846 8082A	9/21/22	9/23/22 18:31	SFM
Aroclor-1262 [1]	ND	0.20	µg/L	1		SW-846 8082A	9/21/22	9/23/22 18:31	SFM
Aroclor-1268 [1]	ND	0.20	µg/L	1		SW-846 8082A	9/21/22	9/23/22 18:31	SFM

Surrogates	% Recovery	Recovery Limits	Flag/Qual	
Decachlorobiphenyl [1]	94.3	30-150		9/23/22 18:31
Decachlorobiphenyl [2]	98.0	30-150		9/23/22 18:31
Tetrachloro-m-xylene [1]	68.4	30-150		9/23/22 18:31
Tetrachloro-m-xylene [2]	66.0	30-150		9/23/22 18:31

con-test®
A Pace Analytical® Laboratory
39 Spruce Street * East Longmeadow, MA 01028 * FAX 413/525-6405 * TEL. 413/525-2332

Project Location: Simsbury, CT
Sample Description:
Work Order: 22I1136
Date Received: 9/20/2022
Field Sample #: MW-402
Sampled: 9/20/2022 11:40
Sample ID: 22I1136-02
Sample Matrix: Ground Water

Petroleum Hydrocarbons Analyses

Analyte	Results	RL	Units	Dilution	Flag/Qual	Method	Date Prepared	Date/Time Analyzed	Analyst
CT ETPH	ND	0.14	mg/L	1		CTDEP ETPH	9/22/22	9/24/22 15:00	SFM

Surrogates	% Recovery	Recovery Limits	Flag/Qual	
2-Fluorobiphenyl	63.6	50-150		9/24/22 15:00

con-test®
A Pace Analytical® Laboratory
39 Spruce Street * East Longmeadow, MA 01028 * FAX 413/525-6405 * TEL. 413/525-2332

Project Location: Simsbury, CT
Sample Description:
Work Order: 22I1136
Date Received: 9/20/2022
Field Sample #: MW-403
Sampled: 9/20/2022 11:05
Sample ID: 22I1136-03
Sample Matrix: Ground Water

Polychlorinated Biphenyls By GC/ECD

Analyte	Results	RL	Units	Dilution	Flag/Qual	Method	Date Prepared	Date/Time Analyzed	Analyst
Aroclor-1016 [1]	ND	0.21	µg/L	1		SW-846 8082A	9/21/22	9/23/22 18:49	SFM
Aroclor-1221 [1]	ND	0.21	µg/L	1		SW-846 8082A	9/21/22	9/23/22 18:49	SFM
Aroclor-1232 [1]	ND	0.21	µg/L	1		SW-846 8082A	9/21/22	9/23/22 18:49	SFM
Aroclor-1242 [1]	ND	0.21	µg/L	1		SW-846 8082A	9/21/22	9/23/22 18:49	SFM
Aroclor-1248 [1]	ND	0.21	µg/L	1		SW-846 8082A	9/21/22	9/23/22 18:49	SFM
Aroclor-1254 [1]	ND	0.21	µg/L	1		SW-846 8082A	9/21/22	9/23/22 18:49	SFM
Aroclor-1260 [1]	ND	0.21	µg/L	1		SW-846 8082A	9/21/22	9/23/22 18:49	SFM
Aroclor-1262 [1]	ND	0.21	µg/L	1		SW-846 8082A	9/21/22	9/23/22 18:49	SFM
Aroclor-1268 [1]	ND	0.21	µg/L	1		SW-846 8082A	9/21/22	9/23/22 18:49	SFM

Surrogates	% Recovery	Recovery Limits	Flag/Qual	
Decachlorobiphenyl [1]	87.7	30-150		9/23/22 18:49
Decachlorobiphenyl [2]	91.0	30-150		9/23/22 18:49
Tetrachloro-m-xylene [1]	65.5	30-150		9/23/22 18:49
Tetrachloro-m-xylene [2]	63.5	30-150		9/23/22 18:49

con-test®
A Pace Analytical® Laboratory
39 Spruce Street * East Longmeadow, MA 01028 * FAX 413/525-6405 * TEL. 413/525-2332

Project Location: Simsbury, CT | Sample Description: | Work Order: 22I1136

Date Received: 9/20/2022

Field Sample #: MW-403 | Sampled: 9/20/2022 11:05

Sample ID: 22I1136-03

Sample Matrix: Ground Water

Petroleum Hydrocarbons Analyses

Analyte	Results	RL	Units	Dilution	Flag/Qual	Method	Date Prepared	Date/Time Analyzed	Analyst
CT ETPH	ND	0.15	mg/L	1		CTDEP ETPH	9/22/22	9/24/22 15:30	SFM

Surrogates	% Recovery	Recovery Limits	Flag/Qual				
2-Fluorobiphenyl	83.4	50-150				9/24/22 15:30	

con-test®
A Pace Analytical® Laboratory
39 Spruce Street * East Longmeadow, MA 01028 * FAX 413/525-6405 * TEL. 413/525-2332

Project Location: Simsbury, CT | Sample Description: | Work Order: 22I1136

Date Received: 9/20/2022

Field Sample #: Dup-1 | Sampled: 9/20/2022 00:00

Sample ID: 22I1136-04

Sample Matrix: Ground Water

Polychlorinated Biphenyls By GC/ECD

Analyte	Results	RL	Units	Dilution	Flag/Qual	Method	Date Prepared	Date/Time Analyzed	Analyst
Aroclor-1016 [1]	ND	0.20	µg/L	1		SW-846 8082A	9/21/22	9/23/22 19:07	SFM
Aroclor-1221 [1]	ND	0.20	µg/L	1		SW-846 8082A	9/21/22	9/23/22 19:07	SFM
Aroclor-1232 [1]	ND	0.20	µg/L	1		SW-846 8082A	9/21/22	9/23/22 19:07	SFM
Aroclor-1242 [1]	ND	0.20	µg/L	1		SW-846 8082A	9/21/22	9/23/22 19:07	SFM
Aroclor-1248 [1]	ND	0.20	µg/L	1		SW-846 8082A	9/21/22	9/23/22 19:07	SFM
Aroclor-1254 [1]	ND	0.20	µg/L	1		SW-846 8082A	9/21/22	9/23/22 19:07	SFM
Aroclor-1260 [1]	ND	0.20	µg/L	1		SW-846 8082A	9/21/22	9/23/22 19:07	SFM
Aroclor-1262 [1]	ND	0.20	µg/L	1		SW-846 8082A	9/21/22	9/23/22 19:07	SFM
Aroclor-1268 [1]	ND	0.20	µg/L	1		SW-846 8082A	9/21/22	9/23/22 19:07	SFM

Surrogates	% Recovery	Recovery Limits	Flag/Qual				
Decachlorobiphenyl [1]	99.2	30-150				9/23/22 19:07	
Decachlorobiphenyl [2]	103	30-150				9/23/22 19:07	
Tetrachloro-m-xylene [1]	73.1	30-150				9/23/22 19:07	
Tetrachloro-m-xylene [2]	70.4	30-150				9/23/22 19:07	

con-test®
A Pace Analytical® Laboratory
39 Spruce Street * East Longmeadow, MA 01028 * FAX 413/525-6405 * TEL. 413/525-2332

Project Location: Simsbury, CT
Sample Description:
Work Order: 22I1136

Date Received: 9/20/2022

Field Sample #: Dup-1
Sampled: 9/20/2022 00:00

Sample ID: 22I1136-04

Sample Matrix: Ground Water

Petroleum Hydrocarbons Analyses

Analyte	Results	RL	Units	Dilution	Flag/Qual	Method	Date Prepared	Date/Time Analyzed	Analyst
CT ETPH	0.14	0.14	mg/L	1		CTDEP ETPH	9/22/22	9/24/22 16:00	SFM

Surrogates	% Recovery	Recovery Limits	Flag/Qual	
2-Fluorobiphenyl	76.9	50-150		9/24/22 16:00

con-test®
A Pace Analytical® Laboratory

39 Spruce Street * East Longmeadow, MA 01028 * FAX 413/525-6405 * TEL. 413/525-2332

Sample Extraction Data

Prep Method: SW-846 3510C **Analytical Method: CTDEP ETPH**

Lab Number [Field ID]	Batch	Initial [mL]	Final [mL]	Date
22I1136-01 [MW-400]	B317819	970	0.900	09/22/22
22I1136-02 [MW-402]	B317819	1050	1.00	09/22/22
22I1136-03 [MW-403]	B317819	1000	1.00	09/22/22
22I1136-04 [Dup-1]	B317819	980	0.900	09/22/22

Prep Method: SW-846 3510C **Analytical Method: SW-846 8082A**

Lab Number [Field ID]	Batch	Initial [mL]	Final [mL]	Date
22I1136-01 [MW-400]	B317714	980	10.0	09/21/22
22I1136-02 [MW-402]	B317714	1000	10.0	09/21/22
22I1136-03 [MW-403]	B317714	950	10.0	09/21/22
22I1136-04 [Dup-1]	B317714	1010	10.0	09/21/22

con-test®
A Pace Analytical® Laboratory

39 Spruce Street * East Longmeadow, MA 01028 * FAX 413/525-6405 * TEL. 413/525-2332

QUALITY CONTROL

Polychlorinated Biphenyls By GC/ECD - Quality Control

Analyte	Result	Reporting Limit	Units	Spike Level	Source Result	%REC	%REC Limits	RPD	RPD Limit	Notes
Batch B317714 - SW-846 3510C										
Blank (B317714-BLK1)				Prepared: 09/21/22 Analyzed: 09/22/22						
Aroclor-1016	ND	0.20	µg/L							
Aroclor-1016 [2C]	ND	0.20	µg/L							
Aroclor-1221	ND	0.20	µg/L							
Aroclor-1221 [2C]	ND	0.20	µg/L							
Aroclor-1232	ND	0.20	µg/L							
Aroclor-1232 [2C]	ND	0.20	µg/L							
Aroclor-1242	ND	0.20	µg/L							
Aroclor-1242 [2C]	ND	0.20	µg/L							
Aroclor-1248	ND	0.20	µg/L							
Aroclor-1248 [2C]	ND	0.20	µg/L							
Aroclor-1254	ND	0.20	µg/L							
Aroclor-1254 [2C]	ND	0.20	µg/L							
Aroclor-1260	ND	0.20	µg/L							
Aroclor-1260 [2C]	ND	0.20	µg/L							
Aroclor-1262	ND	0.20	µg/L							
Aroclor-1262 [2C]	ND	0.20	µg/L							
Aroclor-1268	ND	0.20	µg/L							
Aroclor-1268 [2C]	ND	0.20	µg/L							
Surrogate: Decachlorobiphenyl	*2.02*		µg/L	2.00		101	30-150			
Surrogate: Decachlorobiphenyl [2C]	*2.00*		µg/L	2.00		100	30-150			
Surrogate: Tetrachloro-m-xylene	*1.32*		µg/L	2.00		65.8	30-150			
Surrogate: Tetrachloro-m-xylene [2C]	*1.23*		µg/L	2.00		61.5	30-150			
LCS (B317714-BS1)				Prepared: 09/21/22 Analyzed: 09/22/22						
Aroclor-1016	0.45	0.20	µg/L	0.500		90.4	40-140			
Aroclor-1016 [2C]	0.42	0.20	µg/L	0.500		84.9	40-140			
Aroclor-1260	0.43	0.20	µg/L	0.500		86.0	40-140			
Aroclor-1260 [2C]	0.40	0.20	µg/L	0.500		79.7	40-140			
Surrogate: Decachlorobiphenyl	*2.24*		µg/L	2.00		112	30-150			
Surrogate: Decachlorobiphenyl [2C]	*2.22*		µg/L	2.00		111	30-150			
Surrogate: Tetrachloro-m-xylene	*1.43*		µg/L	2.00		71.5	30-150			
Surrogate: Tetrachloro-m-xylene [2C]	*1.33*		µg/L	2.00		66.6	30-150			
LCS Dup (B317714-BSD1)				Prepared: 09/21/22 Analyzed: 09/22/22						
Aroclor-1016	0.45	0.20	µg/L	0.500		89.4	40-140	1.10	20	
Aroclor-1016 [2C]	0.41	0.20	µg/L	0.500		82.2	40-140	3.32	20	
Aroclor-1260	0.43	0.20	µg/L	0.500		85.4	40-140	0.658	20	
Aroclor-1260 [2C]	0.39	0.20	µg/L	0.500		78.6	40-140	1.47	20	
Surrogate: Decachlorobiphenyl	*2.13*		µg/L	2.00		107	30-150			
Surrogate: Decachlorobiphenyl [2C]	*2.10*		µg/L	2.00		105	30-150			
Surrogate: Tetrachloro-m-xylene	*1.42*		µg/L	2.00		71.1	30-150			
Surrogate: Tetrachloro-m-xylene [2C]	*1.32*		µg/L	2.00		65.9	30-150			

con-test®
A Pace Analytical® Laboratory

39 Spruce Street * East Longmeadow, MA 01028 * FAX 413/525-6405 * TEL. 413/525-2332

QUALITY CONTROL

Petroleum Hydrocarbons Analyses - Quality Control

Analyte	Result	Reporting Limit	Units	Spike Level	Source Result	%REC	%REC Limits	RPD	RPD Limit	Notes
Batch B317819 - SW-846 3510C										
Blank (B317819-BLK1)				Prepared: 09/22/22 Analyzed: 09/24/22						
CT ETPH	ND	0.15	mg/L							
Surrogate: 2-Fluorobiphenyl	*0.0666*		mg/L	0.100		66.6	50-150			
LCS (B317819-BS1)				Prepared: 09/22/22 Analyzed: 09/24/22						
CT ETPH	0.619	0.15	mg/L	1.00		61.9	60-120			
Surrogate: 2-Fluorobiphenyl	*0.0715*		mg/L	0.100		71.5	50-150			
LCS Dup (B317819-BSD1)				Prepared: 09/22/22 Analyzed: 09/24/22						
CT ETPH	0.624	0.15	mg/L	1.00		62.4	60-120	0.892	30	
Surrogate: 2-Fluorobiphenyl	*0.0700*		mg/L	0.100		70.0	50-150			

con-test®
A Pace Analytical® Laboratory

39 Spruce Street * East Longmeadow, MA 01028 * FAX 413/525-6405 * TEL. 413/525-2332

IDENTIFICATION SUMMARY FOR SINGLE COMPONENT ANALYTES

SW-846 8082A

LCS

Lab Sample ID: B317714-BS1 Date(s) Analyzed: 09/22/2022 09/22/2022

Instrument ID (1): ECD5 Instrument ID (2): ECD5

GC Column (1): ID: (mm) GC Column (2): ID: (mm)

ANALYTE	COL	RT	RT WINDOW		CONCENTRATION	%RPD
			FROM	TO		
Aroclor-1016	1	0.000	0.000	0.000	0.45	
	2	0.000	0.000	0.000	0.42	6.9
Aroclor-1260	1	0.000	0.000	0.000	0.43	
	2	0.000	0.000	0.000	0.40	7.2

con-test®
A Pace Analytical® Laboratory
39 Spruce Street * East Longmeadow, MA 01028 * FAX 413/525-6405 * TEL. 413/525-2332

IDENTIFICATION SUMMARY FOR SINGLE COMPONENT ANALYTES

SW-846 8082A

LCS Dup

Lab Sample ID: B317714-BSD1 Date(s) Analyzed: 09/22/2022 09/22/2022

Instrument ID (1): ECD5 Instrument ID (2): ECD5

GC Column (1): ID: (mm) GC Column (2): ID: (mm)

ANALYTE	COL	RT	RT WINDOW		CONCENTRATION	%RPD
			FROM	TO		
Aroclor-1016	1	0.000	0.000	0.000	0.45	
	2	0.000	0.000	0.000	0.41	9.3
Aroclor-1260	1	0.000	0.000	0.000	0.43	
	2	0.000	0.000	0.000	0.39	9.8

con-test®
A Pace Analytical® Laboratory

39 Spruce Street * East Longmeadow, MA 01028 * FAX 413/525-6405 * TEL. 413/525-2332

FLAG/QUALIFIER SUMMARY

*	QC result is outside of established limits.
†	Wide recovery limits established for difficult compound.
‡	Wide RPD limits established for difficult compound.
#	Data exceeded client recommended or regulatory level
ND	Not Detected
RL	Reporting Limit is at the level of quantitation (LOQ)
DL	Detection Limit is the lower limit of detection determined by the MDL study
MCL	Maximum Contaminant Level
	Percent recoveries and relative percent differences (RPDs) are determined by the software using values in the calculation which have not been rounded.
	No results have been blank subtracted unless specified in the case narrative section.

con-test®
A Pace Analytical® Laboratory

39 Spruce Street * East Longmeadow, MA 01028 * FAX 413/525-6405 * TEL. 413/525-2332

CERTIFICATIONS

Certified Analyses included in this Report

Analyte	Certifications
CTDEP ETPH in Water	
CT ETPH	CT
SW-846 8082A in Water	
Aroclor-1016	CT,NH,NY,NC,ME,VA,PA
Aroclor-1016 [2C]	CT,NH,NY,NC,ME,VA,PA
Aroclor-1221	CT,NH,NY,NC,ME,VA,PA
Aroclor-1221 [2C]	CT,NH,NY,NC,ME,VA,PA
Aroclor-1232	CT,NH,NY,NC,ME,VA,PA
Aroclor-1232 [2C]	CT,NH,NY,NC,ME,VA,PA
Aroclor-1242	CT,NH,NY,NC,ME,VA,PA
Aroclor-1242 [2C]	CT,NH,NY,NC,ME,VA,PA
Aroclor-1248	CT,NH,NY,NC,ME,VA,PA
Aroclor-1248 [2C]	CT,NH,NY,NC,ME,VA,PA
Aroclor-1254	CT,NH,NY,NC,ME,VA,PA
Aroclor-1254 [2C]	CT,NH,NY,NC,ME,VA,PA
Aroclor-1260	CT,NH,NY,NC,ME,VA,PA
Aroclor-1260 [2C]	CT,NH,NY,NC,ME,VA,PA
Aroclor-1262	NH,NY,NC,ME,VA,PA
Aroclor-1262 [2C]	NH,NY,NC,ME,VA,PA
Aroclor-1268	NH,NY,NC,ME,VA,PA
Aroclor-1268 [2C]	NH,NY,NC,ME,VA,PA

Con-Test, a Pace Environmental Laboratory, operates under the following certifications and accreditations:

Code	Description	Number	Expires
AIHA	AIHA-LAP, LLC - ISO 17025:2017	100033	03/1/2024
MA	Massachusetts DEP	M-MA100	06/30/2023
CT	Connecticut Department of Public Health	PH-0165	12/31/2022
NY	New York State Department of Health	10899 NELAP	04/1/2023
NH	New Hampshire Environmental Lab	2516 NELAP	02/5/2023
RI	Rhode Island Department of Health	LAO00373	12/30/2022
NC	North Carolina Div. of Water Quality	652	12/31/2022
NJ	New Jersey DEP	MA007 NELAP	06/30/2023
FL	Florida Department of Health	E871027 NELAP	06/30/2023
VT	Vermont Department of Health Lead Laboratory	LL720741	07/30/2023
VT-DW	Vermont Department of Health Drinking Water	VT-255716	06/12/2023
ME	State of Maine	MA00100	06/9/2023
VA	Commonwealth of Virginia	460217	12/14/2022
NH-P	New Hampshire Environmental Lab	2557 NELAP	09/6/2023
NC-DW	North Carolina Department of Health and Human Services	25703	07/31/2023
PA	Commonwealth of Pennsylvania DEP	68-05812	06/30/2023
MI	Dept. of Env, Great Lakes, and Energy	9100	09/6/2023

22I1136

con-test® A Pace Analytical® Laboratory

Phone: 413-525-2332
Fax: 413-525-6405
Email: info@contestlabs.com

http://www.contestlabs.com

CHAIN OF CUSTODY RECORD

39 Spruce Street
East Longmeadow, MA 01028

Doc # 381 Rev 4_01/08/2020

Page 1 of 1

Company Name:	Weston & Sampson
Address:	712 Brook St, Rocky Hill, CT 06067
Phone:	(860) 513-1473
Project Name:	Simsbury AWC
Project Location:	Simsbury, CT
Project Number:	Client PO: 11003487
Project Manager:	Laura Yellen
Con-Test Quote Name/Number:	
Invoice Recipient:	Drew Blicharz
Sampled By:	Richard Manandhar

Requested Turnaround Time
7-Day ☑ 10-Day ☐
PFAS 10-Day (std) ☐ Due Date:

Rush-Approval Required
1-Day ☐ 3-Day ☐
2-Day ☐ 4-Day ☐

Data Delivery
Format: PDF ☑ EXCEL ☑
Other:
CLP Like Data Pkg Required: ☐
Email To: yellenl@wseinc.com
Fax To #: manandhar.richard@wseinc.com

Dissolved Metals Samples
○ Field Filtered
○ Lab to Filter

Orthophosphate Samples
○ Field Filtered
○ Lab to Filter

PCB ONLY
SOXHLET ☐
NON SOXHLET ☐

ANALYSIS REQUESTED

Con-Test Work Order#	Client Sample ID / Description	Beginning Date/Time	Ending Date/Time	COMP/GRAB	Matrix Code	Conc Code	VIALS	GLASS	PLASTIC	BACTERIA	ENCORE	PCBS	ETPH
1	MW-460	9/20/22	1225	Grab	GW	U		4				X	X
2	MW-402	↓	1140	Grab	GW	U		4				X	X
3	MW-403	↓	1165	Grab	GW	U		4				X	X
4	Dup-1	↓	—	Grab	GW	U		4				X	X

Total Number Of:
VIALS
GLASS
PLASTIC
BACTERIA
ENCORE

Glassware in the fridge? Y / N
Glassware in freezer? Y / N
Prepackaged Cooler? Y / N
*Contest is not responsible for missing samples from prepacked coolers

Relinquished by: (signature)	Date/Time: 9.20.22 1435	Client Comments:
Received by: (signature)	Date/Time: 9.20.22 1435	
Relinquished by: (signature)	Date/Time: 9.20.22 1525	
Received by: (signature)	Date/Time: 9/20 1525	
Relinquished by: (signature)	Date/Time:	
Received by: (signature)	Date/Time:	
Relinquished by: (signature)	Date/Time:	
Received by: (signature)	Date/Time:	

Detection Limit Requirements
MA
CT — CT DEEP RSRs / Res DEC / GA PMC
Other:

Special Requirements
☐ MA MCP Required
MCP Certification Form Required
☑ CT RCP Required
RCP Certification Form Required
☐ MA State DW Required
PWSID #

Please use the following codes to indicate possible sample concentration within the Conc Code column above:
H - High; M - Medium; L - Low; C - Clean; U - Unknown

Project Entity
Government ☐ Municipality ☐ MWRA ☐ WRTA ☐
Federal ☐ 21 J ☐ School ☐
City ☐ Brownfield ☐ MBTA ☐

Other
☐ Chromatogram
☐ AIHA-LAP,LLC

[1] Matrix Codes:
GW = Ground Water
WW = Waste Water
DW = Drinking Water
A = Air
S = Soil
SL = Sludge
SOL = Solid
O = Other (please define)

[2] Preservation Codes:
I = Iced
H = HCL
M = Methanol
N = Nitric Acid
S = Sulfuric Acid
B = Sodium Bisulfate
X = Sodium Hydroxide
T = Sodium Thiosulfate
O = Other (please define)

Lab Comments:

Disclaimer: Con-Test Labs is not responsible for any omitted information on the Chain of Custody. The Chain of Custody is a legal document that must be complete and accurate and is used to determine what analyses the laboratory will perform. Any missing information is not the laboratory's responsibility. Con-Test values your partnership on each project and will try to assist with missing information, but will not be held accountable.

Table of Contents

39 Spruce St.
East Longmeadow, MA. 01028
P: 413-525-2332
F: 413-525-6405
www.pacelabs.com

Pace PEOPLE ADVANCING SCIENCE

Doc# 277 Rev 6 July 2022

Login Sample Receipt Checklist - (Rejection Criteria Listing - Using Acceptance Policy) Any False Statement will be brought to the attention of the Client - State True or False

Client W & S

Received By [signature] Date 9/20/22 Time 1525

How were the samples received? In Cooler T No Cooler ____ On Ice T No Ice ____
Direct From Sample ____ Ambient ____ Melted Ice ____

Were samples within Tempurature? Within 2-6°C T By Gun # 2 Actual Temp - 4.5
By Blank # ____ Actual Temp - ____

Was Custody Seal In tact? NA Were Samples Tampered with? NA

Was COC Relinquished ? T Does Chain Agree With Samples? T

Are there broken/leaking/loose caps on any samples? F

Is COC in ink/ Legible? T Were samples received within holding time? T

Did COC include all pertinent Information? Client? T Analysis? T Sampler Name? T
Project? T ID's? T Collection Dates/Times? T

Are Sample labels filled out and legible? T

Are there Lab to Filters? F Who was notified? ____

Are there Rushes? F Who was notified? ____

Are there Short Holds? F Who was notified? ____

Samples are received within holding time? T Is there enough Volume? T

Is there Headspace where applicable? NA MS/MSD? F

Proper Media/Containers Used? T splitting samples require F

Were trip blanks receive F On COC? F

Do All Samples Have the proper pH? NA Acid ____ Base ____

Vials	#	Containers:	#		#		#
Unp-		1 Liter Amb.	15	1 Liter Plastic		16 oz Amb.	
HCL-		500 mL Amb.		500 mL Plastic		8oz Amb/Clear	
Meoh-		250 mL Amb.		250 mL Plastic		4oz Amb/Clear	
Bisulfate-		Col./Bacteria		Flashpoint		2oz Amb/Clear	
DI-		Other Plastic		Other Glass		Encore	
Thiosulfate-		SOC Kit		Plastic Bag		Frozen:	
Sulfuric-		Perchlorate		Ziplock			

Unused Media

Vials	#	Containers:	#		#		#
Unp-		1 Liter Amb.		1 Liter Plastic		16 oz Amb.	
HCL-		500 mL Amb.		500 mL Plastic		8oz Amb/Clear	
Meoh-		250 mL Amb.		250 mL Plastic		4oz Amb/Clear	
Bisulfate-		Col./Bacteria		Flashpoint		2oz Amb/Clear	
DI-		Other Plastic		Other Glass		Encore	
Thiosulfate-		SOC Kit		Plastic Bag		Frozen:	
Sulfuric-		Perchlorate		Ziplock			

Comments:

C:\MSDCHEM\4\DATA\D092422\D22F267006.D

CT ETPH Discrimination Check

Data File Name D22F267006.D
Data File Path C:\MSDCHEM\4\DATA\D092422\
Operator SFM
Date Acquired 9/24/1922 12:28
Acq. Method File EPH11D.M
Sample Name ETPH 1500
Instrument Name GCFID4

Name	Ret Time	Target Response	Average Response	*%D+/-20
C-9	1.15	8187361	9080447	10
C-10	1.95	8377527	9080447	8
C-12	3.00	8559026	9080447	6
C-14	3.74	8987531	9080447	1
C-16	4.36	9276621	9080447	-2
C-18	4.90	9456771	9080447	-4
C-20	5.45	9589911	9080447	-6
C-22	6.14	9700201	9080447	-7
C-24	6.94	9875222	9080447	-9
C-26	7.75	9906316	9080447	-9
C-28	8.50	9859957	9080447	-9
C-30	9.19	9472397	9080447	-4
C-32	9.83	8704308	9080447	4
C-34	10.43	8296167	9080447	9
C-36	10.99	7957384	9080447	12

*One compound allowed %D</=50

Samples
22I1136-01
22I1136-02
22I1136-03
22I1136-04
22I1232-01
22I1232-02
22I1232-03
22I1232-04
22I1177-01

REASONABLE CONFIDENCE PROTOCOL
LABORATORY ANALYSIS QA/QC CERTIFICATION FORM

Laboratory Name: Pace New England

Client: Weston & Sampson

Project Location: Simsbury, CT

Project Number: 22I1136

Laboratory Sample ID(s):

22I1136-01 thru 22I1136-04

Sample Date(s):

09/20/2022

List RCP Methods Used:

CTDEP ETPH, SW-846 8082A

1	For each analytical method referenced in this laboratory report package, were all specified QA/QC performance criteria followed, including the requirement to explain any criteria falling outside of acceptable guidelines, as specified in the CTDEP method-specific Reasonable Confidence Protocol documents?	☑ Yes ☐ No
1A	Were the method specified preservation and holding time requirements met?	☑ Yes ☐ No
1B	VPH and EPH Methods only: Was the VPH and EPH method conducted without significant modifications (see Section 11.3 of respective RCP methods)?	☐ Yes ☐ No ☑ N/A
2	Were all samples received by the laboratory in a condition consistent with that described on the associated chain-of-custody document(s)?	☑ Yes ☐ No
3	Were samples received at an appropriate temperature (< 6 degrees C.)?	☑ Yes ☐ No ☐ N/A
4	Were all QA/QC performance criteria specified in the CTDEP Reasonable Confidence Protocol documents achieved?	☑ Yes ☐ No
5A	Were reporting limits specified or referenced on the chain-of-custody?	☐ Yes ☑ No
5B	Were these reporting limits met?	☐ Yes ☐ No
6	For each analytical method referenced in this laboratory report package, were results reported for all constituents identified in the method-specific analyte lists presented in the Reasonable Confidence Protocol documents?	☑ Yes ☐ No
7	Are project-specific matrix spikes and laboratory duplicates included in this data set?	☐ Yes ☑ No

Notes: For all questions to which the response was "No" (with the exception of question #7), additional information must be provided in an attached narrative. If the answer to question #1, #1A, or #1B is "No", the data package does not meet the requirements for "Reasonable Confidence."
This form may not be altered and all questions must be answered.

Tod E. Kopyscinski

I, the undersigned, attest under the pains and penalties of perjury that, to the best of my knowledge and belief and based upon my personal inquiry of those responsible for providing the information contained in this analytical report, such information is accurate and complete.

Authorized Signature: Tod Kopyscinski **Position:** **Laboratory Director**

Printed Name: **Tod E. Kopyscinski** **Date:** **09/26/22**

Name of Laboratory: **Pace New England**

This certification form is to be used for RCP methods only.

con-test®
A Pace Analytical® Laboratory

39 Spruce Street * East Longmeadow, MA 01028 * FAX 413/525-6405 * TEL. 413/525-2332

September 26, 2022

Laura Yellen
Weston & Sampson
712 Brook Street, Suite 103
Rocky Hill, CT 06067

Project Location: Simsbury, CT
Client Job Number:
Project Number: 2180209
Laboratory Work Order Number: 22I1232

Enclosed are results of analyses for samples as received by the laboratory on September 21, 2022. If you have any questions concerning this report, please feel free to contact me.

Sincerely,



Kerry K. McGee
Project Manager

Table of Contents

Sample Summary 3
Case Narrative 4
Sample Results 5
22I1232-01 5
22I1232-02 6
22I1232-03 7
22I1232-04 8
Sample Preparation Information 10
QC Data 11
Polychlorinated Biphenyls By GC/ECD 11
B317932 11
Petroleum Hydrocarbons Analyses 12
B317819 12
Dual Column RPD Report 13
Flag/Qualifier Summary 15
Certifications 16
Chain of Custody/Sample Receipt 17

con-test®
A Pace Analytical® Laboratory

39 Spruce Street * East Longmeadow, MA 01028 * FAX 413/525-6405 * TEL. 413/525-2332

Weston & Sampson
712 Brook Street, Suite 103
Rocky Hill, CT 06067
ATTN: Laura Yellen

REPORT DATE: 9/26/2022

PURCHASE ORDER NUMBER: 11003487

PROJECT NUMBER: 2180209

ANALYTICAL SUMMARY

WORK ORDER NUMBER: 22I1232

The results of analyses performed on the following samples submitted to CON-TEST, a Pace Analytical Laboratory, are found in this report.

PROJECT LOCATION: Simsbury, CT

FIELD SAMPLE #	LAB ID:	MATRIX	SAMPLE DESCRIPTION	TEST	SUB LAB
MW-6	22I1232-01	Ground Water		CTDEP ETPH	
MW-101	22I1232-02	Ground Water		CTDEP ETPH	
Dup 2	22I1232-03	Ground Water		CTDEP ETPH	
MW-401	22I1232-04	Ground Water		CTDEP ETPH	
				SW-846 8082A	

con-test®
A Pace Analytical® Laboratory

39 Spruce Street * East Longmeadow, MA 01028 * FAX 413/525-6405 * TEL. 413/525-2332

CASE NARRATIVE SUMMARY

All reported results are within defined laboratory quality control objectives unless listed below or otherwise qualified in this report.

The results of analyses reported only relate to samples submitted to Con-Test, a Pace Analytical Laboratory, for testing.
I certify that the analyses listed above, unless specifically listed as subcontracted, if any, were performed under my direction according to the approved methodologies listed in this document, and that based upon my inquiry of those individuals immediately responsible for obtaining the information, the material contained in this report is, to the best of my knowledge and belief, accurate and complete.

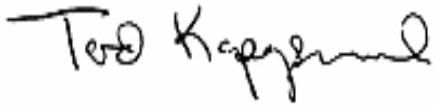

Tod E. Kopyscinski
Laboratory Director

con-test®
A Pace Analytical® Laboratory

39 Spruce Street * East Longmeadow, MA 01028 * FAX 413/525-6405 * TEL. 413/525-2332

Project Location: Simsbury, CT
Sample Description:
Work Order: 22I1232

Date Received: 9/21/2022

Field Sample #: MW-6
Sampled: 9/21/2022 09:22

Sample ID: 22I1232-01

Sample Matrix: Ground Water

Petroleum Hydrocarbons Analyses

Analyte	Results	RL	Units	Dilution	Flag/Qual	Method	Date Prepared	Date/Time Analyzed	Analyst
CT ETPH	0.15	0.14	mg/L	1		CTDEP ETPH	9/22/22	9/24/22 16:31	SFM

Surrogates	% Recovery	Recovery Limits	Flag/Qual	
2-Fluorobiphenyl	71.2	50-150		9/24/22 16:31

con-test®
A Pace Analytical® Laboratory

39 Spruce Street * East Longmeadow, MA 01028 * FAX 413/525-6405 * TEL. 413/525-2332

Project Location: Simsbury, CT | Sample Description: | Work Order: 22I1232

Date Received: 9/21/2022

Field Sample #: MW-101 | Sampled: 9/21/2022 11:00

Sample ID: 22I1232-02

Sample Matrix: Ground Water

Petroleum Hydrocarbons Analyses

Analyte	Results	RL	Units	Dilution	Flag/Qual	Method	Date Prepared	Date/Time Analyzed	Analyst
CT ETPH	0.27	0.15	mg/L	1		CTDEP ETPH	9/22/22	9/24/22 17:01	SFM

Surrogates	% Recovery	Recovery Limits	Flag/Qual	
2-Fluorobiphenyl	76.3	50-150		9/24/22 17:01

con-test®
A Pace Analytical® Laboratory
39 Spruce Street * East Longmeadow, MA 01028 * FAX 413/525-6405 * TEL. 413/525-2332

Project Location: Simsbury, CT
Sample Description:
Work Order: 22I1232

Date Received: 9/21/2022

Field Sample #: Dup 2
Sampled: 9/21/2022 09:22

Sample ID: 22I1232-03

Sample Matrix: Ground Water

Petroleum Hydrocarbons Analyses

Analyte	Results	RL	Units	Dilution	Flag/Qual	Method	Date Prepared	Date/Time Analyzed	Analyst
CT ETPH	0.15	0.15	mg/L	1		CTDEP ETPH	9/22/22	9/24/22 17:31	SFM

Surrogates	% Recovery	Recovery Limits	Flag/Qual	
2-Fluorobiphenyl	78.7	50-150		9/24/22 17:31

con-test®
A Pace Analytical® Laboratory
39 Spruce Street * East Longmeadow, MA 01028 * FAX 413/525-6405 * TEL. 413/525-2332

Project Location: Simsbury, CT
Sample Description:
Work Order: 22I1232
Date Received: 9/21/2022
Field Sample #: MW-401
Sampled: 9/21/2022 10:30
Sample ID: 22I1232-04
Sample Matrix: Ground Water

Polychlorinated Biphenyls By GC/ECD

Analyte	Results	RL	Units	Dilution	Flag/Qual	Method	Date Prepared	Date/Time Analyzed	Analyst
Aroclor-1016 [1]	ND	0.20	µg/L	1		SW-846 8082A	9/23/22	9/26/22 11:34	TG
Aroclor-1221 [1]	ND	0.20	µg/L	1		SW-846 8082A	9/23/22	9/26/22 11:34	TG
Aroclor-1232 [1]	ND	0.20	µg/L	1		SW-846 8082A	9/23/22	9/26/22 11:34	TG
Aroclor-1242 [1]	ND	0.20	µg/L	1		SW-846 8082A	9/23/22	9/26/22 11:34	TG
Aroclor-1248 [1]	ND	0.20	µg/L	1		SW-846 8082A	9/23/22	9/26/22 11:34	TG
Aroclor-1254 [1]	ND	0.20	µg/L	1		SW-846 8082A	9/23/22	9/26/22 11:34	TG
Aroclor-1260 [1]	ND	0.20	µg/L	1		SW-846 8082A	9/23/22	9/26/22 11:34	TG
Aroclor-1262 [1]	ND	0.20	µg/L	1		SW-846 8082A	9/23/22	9/26/22 11:34	TG
Aroclor-1268 [1]	ND	0.20	µg/L	1		SW-846 8082A	9/23/22	9/26/22 11:34	TG

Surrogates	% Recovery	Recovery Limits	Flag/Qual	
Decachlorobiphenyl [1]	92.1	30-150		9/26/22 11:34
Decachlorobiphenyl [2]	88.1	30-150		9/26/22 11:34
Tetrachloro-m-xylene [1]	70.4	30-150		9/26/22 11:34
Tetrachloro-m-xylene [2]	68.3	30-150		9/26/22 11:34

con-test®
A Pace Analytical® Laboratory
39 Spruce Street * East Longmeadow, MA 01028 * FAX 413/525-6405 * TEL. 413/525-2332

Project Location: Simsbury, CT | Sample Description: | Work Order: 22I1232

Date Received: 9/21/2022

Field Sample #: MW-401 | Sampled: 9/21/2022 10:30

Sample ID: 22I1232-04

Sample Matrix: Ground Water

Petroleum Hydrocarbons Analyses

Analyte	Results	RL	Units	Dilution	Flag/Qual	Method	Date Prepared	Date/Time Analyzed	Analyst
CT ETPH	0.16	0.15	mg/L	1		CTDEP ETPH	9/22/22	9/24/22 18:02	SFM

Surrogates	% Recovery	Recovery Limits	Flag/Qual	
2-Fluorobiphenyl	85.2	50-150		9/24/22 18:02

con-test®
A Pace Analytical® Laboratory

39 Spruce Street * East Longmeadow, MA 01028 * FAX 413/525-6405 * TEL. 413/525-2332

Sample Extraction Data

Prep Method: SW-846 3510C **Analytical Method: CTDEP ETPH**

Lab Number [Field ID]	Batch	Initial [mL]	Final [mL]	Date
22I1232-01 [MW-6]	B317819	1050	1.00	09/22/22
22I1232-02 [MW-101]	B317819	915	0.900	09/22/22
22I1232-03 [Dup 2]	B317819	1030	1.00	09/22/22
22I1232-04 [MW-401]	B317819	1030	1.00	09/22/22

Prep Method: SW-846 3510C **Analytical Method: SW-846 8082A**

Lab Number [Field ID]	Batch	Initial [mL]	Final [mL]	Date
22I1232-04 [MW-401]	B317932	1000	10.0	09/23/22

con-test®
A Pace Analytical® Laboratory

39 Spruce Street * East Longmeadow, MA 01028 * FAX 413/525-6405 * TEL. 413/525-2332

QUALITY CONTROL

Polychlorinated Biphenyls By GC/ECD - Quality Control

Analyte	Result	Reporting Limit	Units	Spike Level	Source Result	%REC	%REC Limits	RPD	RPD Limit	Notes
Batch B317932 - SW-846 3510C										
Blank (B317932-BLK1)				Prepared: 09/23/22 Analyzed: 09/26/22						
Aroclor-1016	ND	0.20	µg/L							
Aroclor-1016 [2C]	ND	0.20	µg/L							
Aroclor-1221	ND	0.20	µg/L							
Aroclor-1221 [2C]	ND	0.20	µg/L							
Aroclor-1232	ND	0.20	µg/L							
Aroclor-1232 [2C]	ND	0.20	µg/L							
Aroclor-1242	ND	0.20	µg/L							
Aroclor-1242 [2C]	ND	0.20	µg/L							
Aroclor-1248	ND	0.20	µg/L							
Aroclor-1248 [2C]	ND	0.20	µg/L							
Aroclor-1254	ND	0.20	µg/L							
Aroclor-1254 [2C]	ND	0.20	µg/L							
Aroclor-1260	ND	0.20	µg/L							
Aroclor-1260 [2C]	ND	0.20	µg/L							
Aroclor-1262	ND	0.20	µg/L							
Aroclor-1262 [2C]	ND	0.20	µg/L							
Aroclor-1268	ND	0.20	µg/L							
Aroclor-1268 [2C]	ND	0.20	µg/L							
Surrogate: Decachlorobiphenyl	*2.06*		µg/L	2.00		103	30-150			
Surrogate: Decachlorobiphenyl [2C]	*1.96*		µg/L	2.00		98.1	30-150			
Surrogate: Tetrachloro-m-xylene	*1.34*		µg/L	2.00		67.2	30-150			
Surrogate: Tetrachloro-m-xylene [2C]	*1.31*		µg/L	2.00		65.4	30-150			
LCS (B317932-BS1)				Prepared: 09/23/22 Analyzed: 09/26/22						
Aroclor-1016	0.44	0.20	µg/L	0.500		87.7	40-140			
Aroclor-1016 [2C]	0.44	0.20	µg/L	0.500		88.5	40-140			
Aroclor-1260	0.41	0.20	µg/L	0.500		81.7	40-140			
Aroclor-1260 [2C]	0.39	0.20	µg/L	0.500		78.6	40-140			
Surrogate: Decachlorobiphenyl	*2.13*		µg/L	2.00		106	30-150			
Surrogate: Decachlorobiphenyl [2C]	*2.03*		µg/L	2.00		101	30-150			
Surrogate: Tetrachloro-m-xylene	*1.52*		µg/L	2.00		76.2	30-150			
Surrogate: Tetrachloro-m-xylene [2C]	*1.48*		µg/L	2.00		73.8	30-150			
LCS Dup (B317932-BSD1)				Prepared: 09/23/22 Analyzed: 09/26/22						
Aroclor-1016	0.41	0.20	µg/L	0.500		82.4	40-140	6.16	20	
Aroclor-1016 [2C]	0.42	0.20	µg/L	0.500		84.8	40-140	4.28	20	
Aroclor-1260	0.39	0.20	µg/L	0.500		78.4	40-140	4.11	20	
Aroclor-1260 [2C]	0.38	0.20	µg/L	0.500		75.7	40-140	3.81	20	
Surrogate: Decachlorobiphenyl	*2.05*		µg/L	2.00		102	30-150			
Surrogate: Decachlorobiphenyl [2C]	*1.95*		µg/L	2.00		97.5	30-150			
Surrogate: Tetrachloro-m-xylene	*1.46*		µg/L	2.00		72.9	30-150			
Surrogate: Tetrachloro-m-xylene [2C]	*1.42*		µg/L	2.00		70.8	30-150			

con-test®
A Pace Analytical® Laboratory

39 Spruce Street * East Longmeadow, MA 01028 * FAX 413/525-6405 * TEL. 413/525-2332

QUALITY CONTROL

Petroleum Hydrocarbons Analyses - Quality Control

Analyte	Result	Reporting Limit	Units	Spike Level	Source Result	%REC	%REC Limits	RPD	RPD Limit	Notes
Batch B317819 - SW-846 3510C										
Blank (B317819-BLK1)				Prepared: 09/22/22 Analyzed: 09/24/22						
CT ETPH	ND	0.15	mg/L							
Surrogate: 2-Fluorobiphenyl	*0.0666*		mg/L	0.100		66.6	50-150			
LCS (B317819-BS1)				Prepared: 09/22/22 Analyzed: 09/24/22						
CT ETPH	0.619	0.15	mg/L	1.00		61.9	60-120			
Surrogate: 2-Fluorobiphenyl	*0.0715*		mg/L	0.100		71.5	50-150			
LCS Dup (B317819-BSD1)				Prepared: 09/22/22 Analyzed: 09/24/22						
CT ETPH	0.624	0.15	mg/L	1.00		62.4	60-120	0.892	30	
Surrogate: 2-Fluorobiphenyl	*0.0700*		mg/L	0.100		70.0	50-150			

con-test®
A Pace Analytical® Laboratory

39 Spruce Street * East Longmeadow, MA 01028 * FAX 413/525-6405 * TEL. 413/525-2332

IDENTIFICATION SUMMARY FOR SINGLE COMPONENT ANALYTES

SW-846 8082A

LCS

Lab Sample ID: B317932-BS1 Date(s) Analyzed: 09/26/2022 09/26/2022

Instrument ID (1): ECD10 Instrument ID (2): ECD10

GC Column (1): ID: (mm) GC Column (2): ID: (mm)

ANALYTE	COL	RT	RT WINDOW		CONCENTRATION	%RPD
			FROM	TO		
Aroclor-1016	1	0.000	0.000	0.000	0.44	
	2	0.000	0.000	0.000	0.44	0.0
Aroclor-1260	1	0.000	0.000	0.000	0.41	
	2	0.000	0.000	0.000	0.39	5.0

con-test®
A Pace Analytical® Laboratory

39 Spruce Street * East Longmeadow, MA 01028 * FAX 413/525-6405 * TEL. 413/525-2332

IDENTIFICATION SUMMARY FOR SINGLE COMPONENT ANALYTES

SW-846 8082A

LCS Dup

Lab Sample ID: B317932-BSD1 Date(s) Analyzed: 09/26/2022 09/26/2022

Instrument ID (1): ECD10 Instrument ID (2): ECD10

GC Column (1): ID: (mm) GC Column (2): ID: (mm)

ANALYTE	COL	RT	RT WINDOW		CONCENTRATION	%RPD
			FROM	TO		
Aroclor-1016	1	0.000	0.000	0.000	0.41	
	2	0.000	0.000	0.000	0.42	2.4
Aroclor-1260	1	0.000	0.000	0.000	0.39	
	2	0.000	0.000	0.000	0.38	2.6

con-test®
A Pace Analytical® Laboratory

39 Spruce Street * East Longmeadow, MA 01028 * FAX 413/525-6405 * TEL. 413/525-2332

FLAG/QUALIFIER SUMMARY

*	QC result is outside of established limits.
†	Wide recovery limits established for difficult compound.
‡	Wide RPD limits established for difficult compound.
#	Data exceeded client recommended or regulatory level
ND	Not Detected
RL	Reporting Limit is at the level of quantitation (LOQ)
DL	Detection Limit is the lower limit of detection determined by the MDL study
MCL	Maximum Contaminant Level
	Percent recoveries and relative percent differences (RPDs) are determined by the software using values in the calculation which have not been rounded.
	No results have been blank subtracted unless specified in the case narrative section.

39 Spruce Street * East Longmeadow, MA 01028 * FAX 413/525-6405 * TEL. 413/525-2332

CERTIFICATIONS

Certified Analyses included in this Report

Analyte	Certifications
CTDEP ETPH in Water	
CT ETPH	CT
SW-846 8082A in Water	
Aroclor-1016	CT,NH,NY,NC,ME,VA,PA
Aroclor-1016 [2C]	CT,NH,NY,NC,ME,VA,PA
Aroclor-1221	CT,NH,NY,NC,ME,VA,PA
Aroclor-1221 [2C]	CT,NH,NY,NC,ME,VA,PA
Aroclor-1232	CT,NH,NY,NC,ME,VA,PA
Aroclor-1232 [2C]	CT,NH,NY,NC,ME,VA,PA
Aroclor-1242	CT,NH,NY,NC,ME,VA,PA
Aroclor-1242 [2C]	CT,NH,NY,NC,ME,VA,PA
Aroclor-1248	CT,NH,NY,NC,ME,VA,PA
Aroclor-1248 [2C]	CT,NH,NY,NC,ME,VA,PA
Aroclor-1254	CT,NH,NY,NC,ME,VA,PA
Aroclor-1254 [2C]	CT,NH,NY,NC,ME,VA,PA
Aroclor-1260	CT,NH,NY,NC,ME,VA,PA
Aroclor-1260 [2C]	CT,NH,NY,NC,ME,VA,PA
Aroclor-1262	NH,NY,NC,ME,VA,PA
Aroclor-1262 [2C]	NH,NY,NC,ME,VA,PA
Aroclor-1268	NH,NY,NC,ME,VA,PA
Aroclor-1268 [2C]	NH,NY,NC,ME,VA,PA

Con-Test, a Pace Environmental Laboratory, operates under the following certifications and accreditations:

Code	Description	Number	Expires
AIHA	AIHA-LAP, LLC - ISO 17025:2017	100033	03/1/2024
MA	Massachusetts DEP	M-MA100	06/30/2023
CT	Connecticut Department of Public Health	PH-0165	12/31/2022
NY	New York State Department of Health	10899 NELAP	04/1/2023
NH	New Hampshire Environmental Lab	2516 NELAP	02/5/2023
RI	Rhode Island Department of Health	LAO00373	12/30/2022
NC	North Carolina Div. of Water Quality	652	12/31/2022
NJ	New Jersey DEP	MA007 NELAP	06/30/2023
FL	Florida Department of Health	E871027 NELAP	06/30/2023
VT	Vermont Department of Health Lead Laboratory	LL720741	07/30/2023
VT-DW	Vermont Department of Health Drinking Water	VT-255716	06/12/2023
ME	State of Maine	MA00100	06/9/2023
VA	Commonwealth of Virginia	460217	12/14/2022
NH-P	New Hampshire Environmental Lab	2557 NELAP	09/6/2023
NC-DW	North Carolina Department of Health and Human Services	25703	07/31/2023
PA	Commonwealth of Pennsylvania DEP	68-05812	06/30/2023
MI	Dept. of Env, Great Lakes, and Energy	9100	09/6/2023

221232

con-test® A Pace Analytical® Laboratory

Phone: 413-525-2332
Fax: 413-525-6405
Email: info@contestlabs.com

http://www.contestlabs.com

CHAIN OF CUSTODY RECORD

39 Spruce Street
East Longmeadow, MA 01028

Doc # 381 Rev 4_01/08/2020

Page 1 of 2

Company Name:	Weston & Sampson
Address:	712 Brook St, Rocky Hill, CT 06067
Phone:	(860) 513-1473
Project Name:	Simsbury AWC
Project Location:	Simsbury, CT
Project Number:	Client PO: 11003487
Project Manager:	Laura Yellen
Con-Test Quote Name/Number:	
Invoice Recipient:	Drew Blicharz
Sampled By:	Richard Manandhar

Requested Turnaround Time
7-Day ☑ 10-Day ☐
PFAS 10-Day (std) ☐ Due Date:

Rush-Approval Required
1-Day ☐ 3-Day ☐
2-Day ☐ 4-Day ☐

Data Delivery
Format: PDF ☑ EXCEL ☑
Other:
CLP Like Data Pkg Required: ☐
Email To: yellenl@wseinc.com
Fax To #: manandhar.richard@wseinc.com

Dissolved Metals Samples
○ Field Filtered
○ Lab to Filter

Orthophosphate Samples
○ Field Filtered
○ Lab to Filter

PCB ONLY
SOXHLET ☐
NON SOXHLET ☐

ANALYSIS REQUESTED

Con-Test Work Order#	Client Sample ID / Description	Beginning Date/Time	Ending Date/Time	COMP/GRAB	[1]Matrix Code	Conc Code	VIALS	GLASS	PLASTIC	BACTERIA	ENCORE	ETPH	PAHs	VOCs	EPH/VPH
1	MW-6	9-21-22	0922	Grab	GW	U						✓			
2	MW-101	9-21-22	1100	grab	GW	U						✓			
3	Dup 2	9-21-22	0922	grab	GW	U						✓			

[2] Preservation Code

Total Number Of:
VIALS
GLASS 6
PLASTIC
BACTERIA
ENCORE

Glassware in the fridge? Y / N
Glassware in freezer? Y / N
Prepackaged Cooler? Y / N
*Contest is not responsible for missing samples from prepacked coolers

[1] Matrix Codes:
GW = Ground Water
WW = Waste Water
DW = Drinking Water
A = Air
S = Soil
SL = Sludge
SOL = Solid
O = Other (please define)

[2] Preservation Codes:
I = Iced
H = HCL
M = Methanol
N = Nitric Acid
S = Sulfuric Acid
B = Sodium Bisulfate
X = Sodium Hydroxide
T = Sodium Thiosulfate
O = Other (please define)

Relinquished by: (signature)	Date/Time: 9-21-22 1226
Received by: (signature)	Date/Time: 9/21/22 1312
Relinquished by: (signature)	Date/Time: 9/21/22 1405
Received by: (signature)	Date/Time: 9/21/22 1405
Relinquished by: (signature)	Date/Time:
Received by: (signature)	Date/Time:
Relinquished by: (signature)	Date/Time:
Received by: (signature)	Date/Time:

Client Comments:

Detection Limit Requirements
MA
CT DEEP RSRs
Res DEC
GA PMC
Other:

Special Requirements
☐ MA MCP Required
MCP Certification Form Required
☑ CT RCP Required
RCP Certification Form Required
☐ MA State DW Required
PWSID #

Please use the following codes to indicate possible sample concentration within the Conc Code column above:
H - High; M - Medium; L - Low; C - Clean; U - Unknown

Project Entity
Government ☐ Municipality ☐ MWRA ☐ WRTA ☐
Federal ☐ 21 J ☐ School ☐
City ☐ Brownfield ☐ MBTA ☐

Other
☐ Chromatogram
☐ *AIHA-LAP,LLC*

Lab Comments:

Disclaimer: Con-Test Labs is not responsible for any omitted information on the Chain of Custody. The Chain of Custody is a legal document that must be complete and accurate and is used to determine what analyses the laboratory will perform. Any missing information is not the laboratory's responsibility. Con Test values your partnership on each project and will try to assist with missing information, but will not b held accountable.

Table of Contents

con-test® A Pace Analytical® Laboratory

Phone: 413-525-2332
Fax: 413-525-6405
Email: info@contestlabs.com

http://www.contestlabs.com

CHAIN OF CUSTODY RECORD

39 Spruce Street
East Longmeadow, MA 01028

Doc # 381 Rev 4_01/08/2020

Page 1 of 2

Company Name:	Weston & Sampson
Address:	712 Brook St, Rocky Hill, CT 06067
Phone:	(860) 513-1473
Project Name:	Simsbury AWC
Project Location:	Simsbury, CT
Project Number:	Client PO: 11003487
Project Manager:	Laura Yellen
Con-Test Quote Name/Number:	
Invoice Recipient:	Drew Blicharz
Sampled By:	Richard Manandhar

Requested Turnaround Time
7-Day ☑ 10-Day ☐
PFAS 10-Day (std) ☐ Due Date:

Rush-Approval Required
1-Day ☐ 3-Day ☐
2-Day ☐ 4-Day ☐

Data Delivery
Format: PDF ☑ EXCEL ☑
Other:
CLP Like Data Pkg Required: ☐
Email To: yellenl@wseinc.com
Fax To #: manandhar.richard@wseinc.com

Dissolved Metals Samples
○ Field Filtered
○ Lab to Filter

Orthophosphate Samples
○ Field Filtered
○ Lab to Filter

PCB ONLY
SOXHLET ☐
NON SOXHLET ☐

ANALYSIS REQUESTED

Con-Test Work Order#	Client Sample ID / Description	Beginning Date/Time	Ending Date/Time	COMP/GRAB	[1]Matrix Code	Conc Code	VIALS	GLASS	PLASTIC	BACTERIA	ENCORE	PCBS	ETPH
4	MW-401	9-21-22	1030	Grab	GW	U						✓	✓

Relinquished by: (signature) — Date/Time: 9-21-22 1226
Received by: (signature) — Date/Time: 9/21/22 1312
Relinquished by: (signature) — Date/Time: 9/21/22 1400
Received by: (signature) — Date/Time:
Relinquished by: (signature) — Date/Time:
Received by: (signature) — Date/Time:
Relinquished by: (signature) — Date/Time:
Received by: (signature) — Date/Time:

Client Comments:

Detection Limit Requirements
MA
CT — CT DEEP RSRs
Res DEC
GA PMC
Other:

Special Requirements
☐ MA MCP Required
MCP Certification Form Required
☑ CT RCP Required
RCP Certification Form Required
☐ MA State DW Required
PWSID #

Please use the following codes to indicate possible sample concentration within the Conc Code column above:
H - High; M - Medium; L - Low; C - Clean; U - Unknown

Project Entity
Government ☐ Municipality ☐ MWRA ☐ WRTA ☐
Federal ☐ 21 J ☐ School ☐
City ☐ Brownfield ☐ MBTA ☐

Other
☐ Chromatogram
☐ AIHA-LAP,LLC

Lab Comments:

Disclaimer: Con-Test Labs is not responsible for any omitted information on the Chain of Custody. The Chain of Custody is a legal document that must be complete and accurate and is used to determine what analyses the laboratory will perform. Any missing information is not the laboratory's responsibility. Con-Test values your partnership on each project and will try to assist with missing information, but will not be held accountable.

Total Number Of:
VIALS
GLASS 4
PLASTIC
BACTERIA
ENCORE

Glasswarein the fridge? Y/N
Glassware in freezer? Y (N)
Prepackaged Cooler? (Y) / N
*Contest is not responsible for missing samples from prepacked coolers

[1] **Matrix Codes:**
GW = Ground Water
WW = Waste Water
DW = Drinking Water
A = Air
S = Soil
SL = Sludge
SOL = Solid
O = Other (please define)

[2] **Preservation Codes:**
I = Iced
H = HCL
M = Methanol
N = Nitric Acid
S = Sulfuric Acid
B = Sodium Bisulfate
X = Sodium Hydroxide
T = Sodium Thiosulfate
O = Other (please define)

[2] Preservation Code

Table of Contents

39 Spruce St.
East Longmeadow, MA. 01028
P: 413-525-2332
F: 413-525-6405
www.pacelabs.com

Pace PEOPLE ADVANCING SCIENCE
Doc# 277 Rev 6 July 2022

Login Sample Receipt Checklist - (Rejection Criteria Listing - Using Acceptance Policy) Any False Statement will be brought to the attention of the Client - State True or False

Client Weston and Sampson
Received By CA Date 9/21/22 Time 1405

How were the samples received? In Cooler T No Cooler _____ On Ice T No Ice _____
Direct From Sample F Ambient _____ Melted Ice _____
Were samples within Tempurature? Within 2-6°C T By Gun # 5 Actual Temp 2.0
By Blank # _____ Actual Temp -
Was Custody Seal In tact? NA Were Samples Tampered with? F
Was COC Relinquished ? T Does Chain Agree With Samples? T
Are there broken/leaking/loose caps on any samples? F
Is COC in ink/ Legible? T Were samples received within holding time? T
Did COC include all pertinent Information? Client? T Analysis? T Sampler Name? T
Project? T ID's? T Collection Dates/Times? T
Are Sample labels filled out and legible? T
Are there Lab to Filters? F Who was notified? _____
Are there Rushes? F Who was notified? _____
Are there Short Holds? F Who was notified? _____
Samples are received within holding time? T Is there enough Volume? T
Is there Headspace where applicable? NA MS/MSD? F
Proper Media/Containers Used? T splitting samples require F
Were trip blanks receive F On COC? F
Do All Samples Have the proper pH? NA Acid Base

Vials	#	Containers:	#		#		#
Unp-		1 Liter Amb.	1	1 Liter Plastic		16 oz Amb.	
HCL-		500 mL Amb.		500 mL Plastic		8oz Amb/Clear	
Meoh-		250 mL Amb.		250 mL Plastic		4oz Amb/Clear	
Bisulfate-		Col./Bacteria		Flashpoint		2oz Amb/Clear	
DI-		Other Plastic		Other Glass		Encore	
Thiosulfate-		SOC Kit		Plastic Bag		Frozen:	
Sulfuric-		Perchlorate		Ziplock			

Unused Media

Vials	#	Containers:	#		#		#
Unp-		1 Liter Amb.		1 Liter Plastic		16 oz Amb.	
HCL-		500 mL Amb.		500 mL Plastic		8oz Amb/Clear	
Meoh-		250 mL Amb.		250 mL Plastic		4oz Amb/Clear	
Bisulfate-		Col./Bacteria		Flashpoint		2oz Amb/Clear	
DI-		Other Plastic		Other Glass		Encore	
Thiosulfate-		SOC Kit		Plastic Bag		Frozen:	
Sulfuric-		Perchlorate		Ziplock			

Comments:

C:\MSDCHEM\4\DATA\D092422\D22F267006.D

CT ETPH Discrimination Check

Data File Name D22F267006.D
Data File Path C:\MSDCHEM\4\DATA\D092422\
Operator SFM
Date Acquired 9/24/1922 12:28
Acq. Method File EPH11D.M
Sample Name ETPH 1500
Instrument Name GCFID4

Name	Ret Time	Target Response	Average Response	*%D+/-20
C-9	1.15	8187361	9080447	10
C-10	1.95	8377527	9080447	8
C-12	3.00	8559026	9080447	6
C-14	3.74	8987531	9080447	1
C-16	4.36	9276621	9080447	-2
C-18	4.90	9456771	9080447	-4
C-20	5.45	9589911	9080447	-6
C-22	6.14	9700201	9080447	-7
C-24	6.94	9875222	9080447	-9
C-26	7.75	9906316	9080447	-9
C-28	8.50	9859957	9080447	-9
C-30	9.19	9472397	9080447	-4
C-32	9.83	8704308	9080447	4
C-34	10.43	8296167	9080447	9
C-36	10.99	7957384	9080447	12

*One compound allowed %D</=50

Samples

22I1136-01
22I1136-02
22I1136-03
22I1136-04
22I1232-01
22I1232-02
22I1232-03
22I1232-04
22I1177-01

REASONABLE CONFIDENCE PROTOCOL
LABORATORY ANALYSIS QA/QC CERTIFICATION FORM

Laboratory Name: Pace New England

Client: Weston & Sampson

Project Location: Simsbury, CT

Project Number: 22I1232

Laboratory Sample ID(s):
22I1232-01 thru 22I1232-04

Sample Date(s):
09/21/2022

List RCP Methods Used:
CTDEP ETPH, SW-846 8082A

1	For each analytical method referenced in this laboratory report package, were all specified QA/QC performance criteria followed, including the requirement to explain any criteria falling outside of acceptable guidelines, as specified in the CTDEP method-specific Reasonable Confidence Protocol documents?	☑ Yes ☐ No
1A	Were the method specified preservation and holding time requirements met?	☑ Yes ☐ No
1B	VPH and EPH Methods only: Was the VPH and EPH method conducted without significant modifications (see Section 11.3 of respective RCP methods)?	☐ Yes ☐ No ☑ N/A
2	Were all samples received by the laboratory in a condition consistent with that described on the associated chain-of-custody document(s)?	☑ Yes ☐ No
3	Were samples received at an appropriate temperature (< 6 degrees C.)?	☑ Yes ☐ No ☐ N/A
4	Were all QA/QC performance criteria specified in the CTDEP Reasonable Confidence Protocol documents achieved?	☑ Yes ☐ No
5A	Were reporting limits specified or referenced on the chain-of-custody?	☑ Yes ☐ No
5B	Were these reporting limits met?	☑ Yes ☐ No
6	For each analytical method referenced in this laboratory report package, were results reported for all constituents identified in the method-specific analyte lists presented in the Reasonable Confidence Protocol documents?	☑ Yes ☐ No
7	Are project-specific matrix spikes and laboratory duplicates included in this data set?	☐ Yes ☑ No

Notes: For all questions to which the response was "No" (with the exception of question #7), additional information must be provided in an attached narrative. If the answer to question #1, #1A, or #1B is "No", the data package does not meet the requirements for "Reasonable Confidence."
This form may not be altered and all questions must be answered.

Tod E. Kopyscinski

I, the undersigned, attest under the pains and penalties of perjury that, to the best of my knowledge and belief and based upon my personal inquiry of those responsible for providing the information contained in this analytical report, such information is accurate and complete.

Authorized Signature: Tod Kopyscinski **Position:** **Laboratory Director**

Printed Name: **Tod E. Kopyscinski** **Date:** **09/26/22**

Name of Laboratory: **Pace New England**

This certification form is to be used for RCP methods only.

con-test®
A Pace Analytical® Laboratory

39 Spruce Street * East Longmeadow, MA 01028 * FAX 413/525-6405 * TEL. 413/525-2332

December 27, 2022

Laura Yellen
Weston & Sampson
712 Brook Street, Suite 103
Rocky Hill, CT 06067

Project Location: Simsbury, CT
Client Job Number:
Project Number: 2180209
Laboratory Work Order Number: 22L2753

Enclosed are results of analyses for samples as received by the laboratory on December 20, 2022. If you have any questions concerning this report, please feel free to contact me.

Sincerely,



Rebecca Faust
Project Manager

Table of Contents

Sample Summary 3

Case Narrative 4

Sample Results 5

22L2753-01 5

22L2753-02 6

22L2753-03 7

22L2753-04 8

22L2753-05 9

Sample Preparation Information 10

QC Data 11

Petroleum Hydrocarbons Analyses 11

B326556 11

Flag/Qualifier Summary 12

Certifications 13

Chain of Custody/Sample Receipt 14

con-test®
A Pace Analytical® Laboratory

39 Spruce Street * East Longmeadow, MA 01028 * FAX 413/525-6405 * TEL. 413/525-2332

Weston & Sampson
712 Brook Street, Suite 103
Rocky Hill, CT 06067
ATTN: Laura Yellen

REPORT DATE: 12/27/2022

PURCHASE ORDER NUMBER: 11003487

PROJECT NUMBER: 2180209

ANALYTICAL SUMMARY

WORK ORDER NUMBER: 22L2753

The results of analyses performed on the following samples submitted to CON-TEST, a Pace Analytical Laboratory, are found in this report.

PROJECT LOCATION: Simsbury, CT

FIELD SAMPLE #	LAB ID:	MATRIX	SAMPLE DESCRIPTION	TEST	SUB LAB
MW-400	22L2753-01	Ground Water		CTDEP ETPH	
MW-401	22L2753-02	Ground Water		CTDEP ETPH	
MW-402	22L2753-03	Ground Water		CTDEP ETPH	
MW-403	22L2753-04	Ground Water		CTDEP ETPH	
DUP-1A	22L2753-05	Ground Water		CTDEP ETPH	

con-test®
A Pace Analytical® Laboratory

39 Spruce Street * East Longmeadow, MA 01028 * FAX 413/525-6405 * TEL. 413/525-2332

CASE NARRATIVE SUMMARY

All reported results are within defined laboratory quality control objectives unless listed below or otherwise qualified in this report.

The results of analyses reported only relate to samples submitted to Con-Test, a Pace Analytical Laboratory, for testing.
I certify that the analyses listed above, unless specifically listed as subcontracted, if any, were performed under my direction according to the approved methodologies listed in this document, and that based upon my inquiry of those individuals immediately responsible for obtaining the information, the material contained in this report is, to the best of my knowledge and belief, accurate and complete.

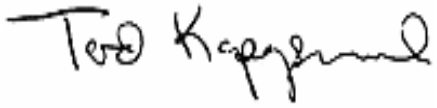

Tod E. Kopyscinski
Laboratory Director

con-test®
A Pace Analytical® Laboratory

39 Spruce Street * East Longmeadow, MA 01028 * FAX 413/525-6405 * TEL. 413/525-2332

Project Location: Simsbury, CT
Sample Description:
Work Order: 22L2753

Date Received: 12/20/2022

Field Sample #: MW-400
Sampled: 12/20/2022 00:00

Sample ID: 22L2753-01

Sample Matrix: Ground Water

Petroleum Hydrocarbons Analyses

Analyte	Results	RL	Units	Dilution	Flag/Qual	Method	Date Prepared	Date/Time Analyzed	Analyst
CT ETPH	0.17	0.14	mg/L	1		CTDEP ETPH	12/22/22	12/23/22 22:15	SFM

Surrogates	% Recovery	Recovery Limits	Flag/Qual	
2-Fluorobiphenyl	70.4	50-150		12/23/22 22:15

con-test®
A Pace Analytical® Laboratory

39 Spruce Street * East Longmeadow, MA 01028 * FAX 413/525-6405 * TEL. 413/525-2332

Project Location: Simsbury, CT | Sample Description: | Work Order: 22L2753

Date Received: 12/20/2022

Field Sample #: MW-401 | Sampled: 12/20/2022 11:10

Sample ID: 22L2753-02

Sample Matrix: Ground Water

Petroleum Hydrocarbons Analyses

Analyte	Results	RL	Units	Dilution	Flag/Qual	Method	Date Prepared	Date/Time Analyzed	Analyst
CT ETPH	0.16	0.15	mg/L	1		CTDEP ETPH	12/22/22	12/23/22 21:54	SFM

Surrogates	% Recovery	Recovery Limits	Flag/Qual	
2-Fluorobiphenyl	73.5	50-150		12/23/22 21:54

con-test®
A Pace Analytical® Laboratory
39 Spruce Street * East Longmeadow, MA 01028 * FAX 413/525-6405 * TEL. 413/525-2332

Project Location: Simsbury, CT
Sample Description:
Work Order: 22L2753

Date Received: 12/20/2022

Field Sample #: MW-402
Sampled: 12/20/2022 10:15

Sample ID: 22L2753-03

Sample Matrix: Ground Water

Petroleum Hydrocarbons Analyses

Analyte	Results	RL	Units	Dilution	Flag/Qual	Method	Date Prepared	Date/Time Analyzed	Analyst
CT ETPH	0.16	0.15	mg/L	1		CTDEP ETPH	12/22/22	12/23/22 20:52	SFM

Surrogates	% Recovery	Recovery Limits	Flag/Qual	
2-Fluorobiphenyl	69.2	50-150		12/23/22 20:52

con-test®
A Pace Analytical® Laboratory
39 Spruce Street * East Longmeadow, MA 01028 * FAX 413/525-6405 * TEL. 413/525-2332

Project Location: Simsbury, CT
Sample Description:
Work Order: 22L2753

Date Received: 12/20/2022

Field Sample #: MW-403
Sampled: 12/20/2022 09:30

Sample ID: 22L2753-04

Sample Matrix: Ground Water

Petroleum Hydrocarbons Analyses

Analyte	Results	RL	Units	Dilution	Flag/Qual	Method	Date Prepared	Date/Time Analyzed	Analyst
CT ETPH	ND	0.14	mg/L	1		CTDEP ETPH	12/22/22	12/23/22 21:13	SFM

Surrogates	% Recovery	Recovery Limits	Flag/Qual	
2-Fluorobiphenyl	69.6	50-150		12/23/22 21:13

con-test®
A Pace Analytical® Laboratory
39 Spruce Street * East Longmeadow, MA 01028 * FAX 413/525-6405 * TEL. 413/525-2332

Project Location: Simsbury, CT | Sample Description: | Work Order: 22L2753

Date Received: 12/20/2022

Field Sample #: DUP-1A | Sampled: 12/20/2022 00:00

Sample ID: 22L2753-05

Sample Matrix: Ground Water

Petroleum Hydrocarbons Analyses

Analyte	Results	RL	Units	Dilution	Flag/Qual	Method	Date Prepared	Date/Time Analyzed	Analyst
CT ETPH	0.15	0.15	mg/L	1		CTDEP ETPH	12/22/22	12/23/22 21:34	SFM

Surrogates	% Recovery	Recovery Limits	Flag/Qual	
2-Fluorobiphenyl	66.6	50-150		12/23/22 21:34

con-test®
A Pace Analytical® Laboratory

39 Spruce Street * East Longmeadow, MA 01028 * FAX 413/525-6405 * TEL. 413/525-2332

Sample Extraction Data

Prep Method: SW-846 3510C **Analytical Method: CTDEP ETPH**

Lab Number [Field ID]	Batch	Initial [mL]	Final [mL]	Date
22L2753-01 [MW-400]	B326556	980	0.900	12/22/22
22L2753-02 [MW-401]	B326556	1010	1.00	12/22/22
22L2753-03 [MW-402]	B326556	1020	1.00	12/22/22
22L2753-04 [MW-403]	B326556	960	0.900	12/22/22
22L2753-05 [DUP-1A]	B326556	1020	1.00	12/22/22

con-test®
A Pace Analytical® Laboratory

39 Spruce Street * East Longmeadow, MA 01028 * FAX 413/525-6405 * TEL. 413/525-2332

QUALITY CONTROL

Petroleum Hydrocarbons Analyses - Quality Control

Analyte	Result	Reporting Limit	Units	Spike Level	Source Result	%REC	%REC Limits	RPD	RPD Limit	Notes
Batch B326556 - SW-846 3510C										
Blank (B326556-BLK1)				Prepared: 12/22/22 Analyzed: 12/23/22						
CT ETPH	ND	0.15	mg/L							
Surrogate: 2-Fluorobiphenyl	*0.0697*		mg/L	0.100		69.7	50-150			
LCS (B326556-BS1)				Prepared: 12/22/22 Analyzed: 12/23/22						
CT ETPH	0.649	0.15	mg/L	1.00		64.9	60-120			
Surrogate: 2-Fluorobiphenyl	*0.0759*		mg/L	0.100		75.9	50-150			
LCS Dup (B326556-BSD1)				Prepared: 12/22/22 Analyzed: 12/23/22						
CT ETPH	0.675	0.15	mg/L	1.00		67.5	60-120	3.94	30	
Surrogate: 2-Fluorobiphenyl	*0.0762*		mg/L	0.100		76.2	50-150			

con-test®
A Pace Analytical® Laboratory

39 Spruce Street * East Longmeadow, MA 01028 * FAX 413/525-6405 * TEL. 413/525-2332

FLAG/QUALIFIER SUMMARY

*	QC result is outside of established limits.
†	Wide recovery limits established for difficult compound.
‡	Wide RPD limits established for difficult compound.
#	Data exceeded client recommended or regulatory level
ND	Not Detected
RL	Reporting Limit is at the level of quantitation (LOQ)
DL	Detection Limit is the lower limit of detection determined by the MDL study
MCL	Maximum Contaminant Level
	Percent recoveries and relative percent differences (RPDs) are determined by the software using values in the calculation which have not been rounded.
	No results have been blank subtracted unless specified in the case narrative section.

con-test®
A Pace Analytical® Laboratory

39 Spruce Street * East Longmeadow, MA 01028 * FAX 413/525-6405 * TEL. 413/525-2332

CERTIFICATIONS

Certified Analyses included in this Report

Analyte	Certifications
CTDEP ETPH in Soil	
CT ETPH	CT
CTDEP ETPH in Water	
CT ETPH	CT

Con-Test, a Pace Environmental Laboratory, operates under the following certifications and accreditations:

Code	Description	Number	Expires
CT	Connecticut Department of Public Health	PH-0165	12/31/2022

Z 212753

Pace Analytical®
Phone: 612-607-6400
Fax: 612-607-6344

https://www.pacelabs.com/

CHAIN OF CUSTODY RECORD

1800 Elm Street SE
Minneapolis, MN 55414

Doc # 381 Rev 4_01/08/2020

Page 1 of 1

Contact: https://www.pacelabs.com/contact-us/contact-environmental-sciences/

Company Name:	Weston & Sampson
Address:	712 Brook St, Suite 103
Phone:	(860) 513-1473
Project Name:	Simsbury AWC - Eversource
Project Location:	Simsbury, CT
Project Number:	Client PO: 11003487
Project Manager:	Laura Yellen
Pace Analytical Quote Name/Number	
Invoice Recipient:	Drew Blicharz
Sampled By:	Richard Manandhar

Requested Turnaround Time
7-Day ☑ 10-Day ☐
PFAS 10-Day (std) ☐ Due Date:

Rush Approval Required
1-Day ☐ 3-Day ☐
2-Day ☐ 4-Day ☐

Data Delivery
Format: PDF ☑ EXCEL ☑
Other:
CLP Like Data Pkg Required: ☐
Email To: yelleni@wseinc.com
Fax To #: manandhar.richard@wseinc.com

Dissolved Metals Samples
○ Field Filtered
○ Lab to Filter

Orthophosphate Samples
○ Field Filtered
○ Lab to Filter

PCB ONLY
SOXHLET ☐
NON SOXHLET ☐

ANALYSIS REQUESTED

Pace Analytical Work Order#	Client Sample ID / Description	Beginning Date/Time	Ending Date/Time	COMP/GRAB	Matrix Code	Conc Code	VIALS	GLASS	PLASTIC	BACTERIA	ENCORE	ETPH	PCBs	PAHs	VOCs	EPH	VPH
	MW-400	12/10/22		Grab	GW	V		2				X					
	MW-401	12/10/22	1116	Grab	GW	V		2				X					
	MW-402	12/20/22	1015	Grab	GW	V		2				X					
	MW-403	12/20/22	930	Grab	GW	V		2				X					
	Dup-1A	12/20/22	—	Grab	GW	V		2				X					

[2] Preservation Code
Courier Use Only
Total Number Of:
VIALS____
GLASS____
PLASTIC____
BACTERIA____
ENCORE____

Glassware in the fridge? Y (N)
Glassware in freezer? Y (N)
Prepackaged Cooler? Y (N)
*Pace Analytical is not responsible for missing samples from prepacked coolers

[1] Matrix Codes:
GW = Ground Water
WW = Waste Water
DW = Drinking Water
A = Air
S = Soil
SL = Sludge
SOL = Solid
O = Other (please define)

[2] Preservation Codes:
I = Iced
H = HCL
M = Methanol
N = Nitric Acid
S = Sulfuric Acid
B = Sodium Bisulfate
X = Sodium Hydroxide
T = Sodium Thiosulfate
O = Other (please define)

	Date/Time:
Relinquished by: (signature)	12/16/22 1755
Received by: (signature)	12/20/22 1355
Relinquished by: (signature)	12/20/22 1350
Received by: (signature)	12/20/22 13:3
Relinquished by: (signature)	Date/Time:
Received by: (signature)	Date/Time:
Relinquished by: (signature)	Date/Time:
Received by: (signature)	Date/Time:

Client Comments:

Detection Limit Requirements
MA
CT CT DEEP RSRs
GA PMC
Other

Special Requirements
☐ MA MCP Required
MCP Certification Form Required
☑ CT RCP Required
RCP Certification Form Required
☐ MA State DW Required
PWSID #

Please use the following codes to indicate possible sample concentration within the Conc Code column above:
H - High; M - Medium; L - Low; C - Clean; U - Unknown

NELAC and AIHA-LAP, LLC Accredited

Project Entity
Government ☐ Municipality ☐ MWRA ☐ WRTA ☐
Federal ☐ 21 J ☐ School ☐
City ☐ Brownfield ☐ MBTA ☐

Other
☐ Chromatogram
☐ AIHA-LAP,LLC

Lab Comments:

Disclaimer: Pace Analytical is not responsible for any omitted information on the Chain of Custody. The Chain of Custody is a legal document that must be complete and accurate and is used to determine what analyses the laboratory will perform. Any missing information is not the laboratory's responsibility. Pace Analytical values your partnership on each project and will try to assist with missing information, but will not be held accountable.

Table of Contents

39 Spruce St.
East Longmeadow, MA. 01028
P: 413-525-2332
F: 413-525-6405
www.pacelabs.com

Pace PEOPLE ADVANCING SCIENCE

Doc# 277 Rev 6 July 2022

Login Sample Receipt Checklist - (Rejection Criteria Listing - Using Acceptance Policy) Any False Statement will be brought to the attention of the Client - State True or False

Client Weston & Sampson

Received By CH Date 12-20-22 Time 13:50

How were the samples received? In Cooler T No Cooler ____ On Ice T No Ice ____

Direct From Sample ____ Ambient ____ Melted Ice ____

Were samples within Tempurature? Within 2-6°C T By Gun # 5 Actual Temp - 3.3

By Blank # ____ Actual Temp - ____

Was Custody Seal In tact? NA Were Samples Tampered with? NA

Was COC Relinquished ? T Does Chain Agree With Samples? T

Are there broken/leaking/loose caps on any samples? F

Is COC in ink/ Legible? T Were samples received within holding time? T

Did COC include all pertinent Information? Client? T Analysis? T Sampler Name? T

Project? T ID's? T Collection Dates/Times? T

Are Sample labels filled out and legible? T

Are there Lab to Filters? CH F Who was notified? ____

Are there Rushes? F Who was notified? ____

Are there Short Holds? F Who was notified? ____

Samples are received within holding time? T Is there enough Volume? T

Is there Headspace where applicable? NA MS/MSD? F

Proper Media/Containers Used? T splitting samples require F

Were trip blanks receive F On COC? NA

Do All Samples Have the proper pH? NA Acid ____ Base ____

Vials	#	Containers:	#		#		#
Unp-		1 Liter Amb.	10	1 Liter Plastic		16 oz Amb.	
HCL-		500 mL Amb.		500 mL Plastic		8oz Amb/Clear	
Meoh-		250 mL Amb.		250 mL Plastic		4oz Amb/Clear	
Bisulfate-		Col./Bacteria		Flashpoint		2oz Amb/Clear	
DI-		Other Plastic		Other Glass		Encore	
Thiosulfate-		SOC Kit		Plastic Bag		Frozen:	
Sulfuric-		Perchlorate		Ziplock			

Unused Media

Vials	#	Containers:	#		#		#
Unp-		1 Liter Amb.		1 Liter Plastic		16 oz Amb.	
HCL-		500 mL Amb.		500 mL Plastic		8oz Amb/Clear	
Meoh-		250 mL Amb.		250 mL Plastic		4oz Amb/Clear	
Bisulfate-		Col./Bacteria		Flashpoint		2oz Amb/Clear	
DI-		Other Plastic		Other Glass		Encore	
Thiosulfate-		SOC Kit		Plastic Bag		Frozen:	
Sulfuric-		Perchlorate		Ziplock			

Comments:

C:\MSDCHEM\4\DATA\D122322.SEC\D22F357007.D

CT ETPH Discrimination Check

Data File Name D22F357007.D
Data File Path C:\MSDCHEM\4\DATA\D122322.SEC\
Operator SFM
Date Acquired 12/23/1922 19:09
Acq. Method File EPH11D.M
Sample Name ETPH 1500
Instrument Name GCFID4

Name	Ret Time	Target Response	Average Response	*%D+/-20
C-9	1.47	9280638	10665171	13
C-10	2.17	9798998	10665171	8
C-12	3.14	10029671	10665171	6
C-14	3.86	10352143	10665171	3
C-16	4.47	10557508	10665171	1
C-18	5.01	11121887	10665171	-4
C-20	5.59	10893045	10665171	-2
C-22	6.31	10887201	10665171	-2
C-24	7.13	10983143	10665171	-3
C-26	7.94	11052902	10665171	-4
C-28	8.68	11011395	10665171	-3
C-30	9.36	11033041	10665171	-3
C-32	10.00	11040763	10665171	-4
C-34	10.59	11191177	10665171	-5
C-36	11.15	10744050	10665171	-1

Samples
22L2753-03
22L2753-04
22L2753-05
22L2753-02
22L2753-01
22L2435-02
22L2435-03

*One compound allowed %D</=50

REASONABLE CONFIDENCE PROTOCOL
LABORATORY ANALYSIS QA/QC CERTIFICATION FORM

Laboratory Name: Pace New England

Client: Weston & Sampson

Project Location: Simsbury, CT

Project Number: 22L2753

Laboratory Sample ID(s):
22L2753-01 thru 22L2753-05

Sample Date(s):
12/20/2022

List RCP Methods Used:
CTDEP ETPH

1	For each analytical method referenced in this laboratory report package, were all specified QA/QC performance criteria followed, including the requirement to explain any criteria falling outside of acceptable guidelines, as specified in the CTDEP method-specific Reasonable Confidence Protocol documents?	☑ Yes ☐ No
1A	Were the method specified preservation and holding time requirements met?	☑ Yes ☐ No
1B	VPH and EPH Methods only: Was the VPH and EPH method conducted without significant modifications (see Section 11.3 of respective RCP methods)?	☐ Yes ☐ No ☑ N/A
2	Were all samples received by the laboratory in a condition consistent with that described on the associated chain-of-custody document(s)?	☑ Yes ☐ No
3	Were samples received at an appropriate temperature (< 6 degrees C.)?	☑ Yes ☐ No ☐ N/A
4	Were all QA/QC performance criteria specified in the CTDEP Reasonable Confidence Protocol documents achieved?	☑ Yes ☐ No
5A	Were reporting limits specified or referenced on the chain-of-custody?	☑ Yes ☐ No
5B	Were these reporting limits met?	☑ Yes ☐ No
6	For each analytical method referenced in this laboratory report package, were results reported for all constituents identified in the method-specific analyte lists presented in the Reasonable Confidence Protocol documents?	☑ Yes ☐ No
7	Are project-specific matrix spikes and laboratory duplicates included in this data set?	☐ Yes ☑ No

Notes: For all questions to which the response was "No" (with the exception of question #7), additional information must be provided in an attached narrative. If the answer to question #1, #1A, or #1B is "No", the data package does not meet the requirements for "Reasonable Confidence."
This form may not be altered and all questions must be answered.

Tod E. Kopyscinski

I, the undersigned, attest under the pains and penalties of perjury that, to the best of my knowledge and belief and based upon my personal inquiry of those responsible for providing the information contained in this analytical report, such information is accurate and complete.

Authorized Signature: Tod Kopyscinski **Position:** **Laboratory Director**

Printed Name: **Tod E. Kopyscinski** **Date:** **12/27/22**

Name of Laboratory: **Pace New England**

This certification form is to be used for RCP methods only.