Electronic Transmittal Form for DEEP Remediation and LUST Secure File Transfer (SFT)

DEPARTMENT OF ENERGY AND ENVIRONMENTAL PROTECTION
REMEDIATION DIVISION
LEAKING UNDERGROUND STORAGE TANK COORDINATION PROGRAM
www.ct.gov/deep

This Electronic Transmittal Form must be completed and included as the cover sheet of your electronic document when uploading a document to the Connecticut SFT website. Requirements for Transmittals through the SFT website:

- Only document types identified in the dropdown lists in Part III below may be submitted through the SFT website.
- Documents submitted through the SFT website must include all applicable figures, tables and laboratory data.
- Files must be formatted as PDF/A and use the appropriate naming convention:
  - For Remediation Filings: **REM_RemID_DocumentType_DateofDocument**
    Example: REM_1234_MonitoringReport_01-01-2001
  - For LUST Filings: **LUST_SiteAddress_Town_AbbreviationForDocumentType_DateofDocument**
    Example: LUST_1MainStreet_Hartford_ESA_01-01-2001
    Note: For "AbbreviationForDocumentType" use appropriate abbreviation at Transmittal of Documents

Part I: Primary Recipient*: Remediation Program (* required)

For Remediation documents:	For LUST documents:
Primary Program*: Other Remediation Program	UST Facility ID:
Rem ID*: 4943	Spill Case Number:

Part II: Site Information

Site Name*: Simbsury Area Work Cnter
Site Address*: 34 Hopmeadow Street
City/Town*: Simsbury State: CT Zip Code: 06089

Secondary Programs (complete as many as applicable for this document):

Program: Select Secondary Program	Project ID:
Program: Select Secondary Program	Project ID:
Program: Select Secondary Program	Project ID:
Program: Select Secondary Program	Project ID:

Provide Project ID for each secondary program if it is known.
Each program has a unique ID (i.e. Rem ID, Spill Case #, UST Facility ID, etc.)

Part III: Document Information (document type required for appropriate program[s] only)

Remediation*: Completion of Investigation Report
LUST*:
Date of Document*: 4/26/2023 Version: Select version

Part IV: Submitter Information

Name*: Laura Willson
E-mail*: willson.laura@wseinc.com
Name of company/business this document is being submitted on behalf of: *
The Connecticut Light and Power Company dba Eversource Energy

Bureau of Water Protection and Land Reuse
Remediation Division

Completion of Investigation Transmittal Form

This form is prescribed by the Commissioner pursuant to CGS 22a-134a(g)(1)(A), and must be completed as a summary to transmit a final site investigation report. A report on the completed investigation of the parcel is to be attached to this form, as well as all other applicable documentation which demonstrates that the investigation of the parcel has been completed in accordance with prevailing standards and guidelines. The report should conform to all reporting requirements described in the Site Characterization Guidance Document (SCGD), rev. 12/2010.

Part I of this form is to be completed and signed by the Party responsible to complete the investigation of the parcel. Part II of this form is to be completed, signed and sealed by a licensed environmental professional (LEP).

All sections of this form must be completed, as applicable.

PART I: GENERAL INFORMATION

Remediation ID No. (Rem#): 4943

Site Identification

Site Name: Former Simsbury Area Work Center
Site Address: 34 Hopmeadow Street
City/Town: Simsbury State: CT Zip Code: 06089

Description in Property Deed:
Recorded on page 933 of volume 540 of the Town of Simsbury
land records, as lot 001C block 117 on map E19C in the Tax Assessor's Office.

Site Contact Information

1. Business/person submitting this form:
   Business Name: The Connecticut Light and Power Company dba Eversource Energy
   Name of Authorized Representative: Drew Blicharz Title: Senior Environmental Specialist
   Mailing Address: PO Box 270
   E-mail Address: drew.blicharz@eversource.com
   City/Town: Berlin State: CT Zip Code: 06037
   Business Phone: 860-665-5751 Ext.
2. Owner of the parcel:
   Name: 34 Hopmeadow Street Realty Co, LLC E-mail Address: mark@markgreenbergrealestate.com
   Mailing Address: 184 Fern Road
   City/Town: Litchfield State: CT Zip Code: 06759
   Business Phone: 860-491-1404 Ext. 102

Completion of Investigation Transmittal Form (continued) Rem#: 4943

PART I: GENERAL INFORMATION (continued)

Check the box indicating under which program this documentation is being submitted:

- ☒ Connecticut General Statutes (CGS) section 22a-134a(a)-(e), Property Transfer filing
- ☐ CGS section 22a-133x, Voluntary Remediation
- ☐ Other (specify)

List Additional Supporting Documentation and identify whether the documents are attached to this transmittal form ("A") or are already on file with the Department ("F").

DOCUMENT	DATED	PREPARED BY	ATTACHED (A) / ON FILE (F)
Conceptual Design of the Groundwater Recovery and Treatment Systems	9/1990	Leggette, Brashears &Graham, Inc.	F
Phase I ESA	2/2001	CCA, LLC	F
Phase II ESA	11/2001	CCA, LLC	F
Phase II ESA Addendum	12/2001	Weston & Sampson	F
Annual Environmental Summary Reports	2002-2021	Weston & Sampson	F
Final Site Investigation Report	2/2015	Weston & Sampson	F
Final Site Investigation Report	10/2018	Weston & Sampson	F

Certification

"I submit this form and attached final site investigation report, approved in writing by a licensed environmental professional, and other applicable documentation which demonstrates the investigation of the parcel has been completed in accordance with prevailing standards and guidelines."

DREW BLICHARZ — Printed Name of Signatory

SENIOR ENVIRONMENTAL SPECIALIST — Title

Drew Blichar — Authorized Signature

4/26/2023 — Date

Representing (Name of Company): The Connecticut Light and Power Company dba Eversource Energy

Address: 107 Selden Street

City/Town: Berlin State: CT Zip Code: 06037

Phone: 860-665-5751

Completion of Investigation Transmittal Form (continued) Rem#: 4943

PART II: SITE SUMMARY

To be completed by the LEP:

Groundwater Classification: GA Drainage Basin Number: 4

Distance to / location of nearest surface water body: 450 ft

Name of water body: Nod Brook Type of water body: Brook

Surface Water Classification: A

Wastewater Discharge (check appropriate box):

☐ on-site septic/leachfield

☐ sanitary sewer NPDES Permit Number:

☐ municipal stormwater system Stormwater Discharge Permit Number:

☐ other (specify):

On-site groundwater use (check all that apply):	☐ Industrial ☐ Irrigation ☐ Potable water
Abutting land uses (check all that apply):	☐ Industrial ☒ Commercial ☒ Residential ☐ Agricultural
Sensitive receptor land use in vicinity (check all that apply):	☐ school ☐ childcare facility ☐ healthcare facility ☐ recreational ☒ other (specify): Private drinking water wells

Bedrock Type: New Haven Arkose Depth to Bedrock: n/a

Overburden Material: Fine to coarse sand with trace silt and fine gravel

Depth to Water Table: ~9-15 Groundwater Flow Direction: S-SW

Seasonally low water table beneath elevation of bedrock surface anywhere on the site? ☐ Yes ☒ No

Groundwater Flow Rate: 25.4 ft/day Hydraulic Conductivity: 1.57x1 cm/sec

Description of establishment operations: The Site was previously utilized by the CL&P as an area work center encompassing office and warehouse space for the storage of electrical equipment and utility poles.These operations were located on the central Site parcel totaling approximately 20 acres of land.The northern portion of the Site parcel (recently subdivided into its own parcel aka 70 Hopmeadow St.) consists of former agricultural fields with recent development at the northeast corner as a self-storage facility. The southern portion (also recenlty subdivided into its owner parcel aka 20 Hopmeadow St.) was redeveloped for residential use in 2016.This COI Transmittal form is for the completion of investigation for Area of Potential Environmental Concern (AOPEC) #3A only, located at the 34 Hopmeadow St. parcel. Refer to the Weston & Sampson Final Investigation Report included with this submittal.

Completion of Investigation Transmittal Form (continued) Rem#: 4943

PART II: SITE SUMMARY (continued)

Findings

Date Phase I ESA completed: 2/2001	Number of AOCs identified: 10
Date Phase II investigation completed: 11/2001	Number of AOCs tested: 10
Date Phase III investigation completed: 2017	Number of releases identified: 3
Bedrock aquifer investigated? ☐ Yes ☒ No If not, provide rationale: Depth to bedrock is greater than 50 ft bgs. Previous investigations have identified a silty clay layer at approximatley 14 ft bgs. Additionally, no COC's with a specific gravity greater then 1 were identified in soil and/or groundwater for the AOPECs applicable to this submittal.	
Are NAPLs present on-site? ☒ Yes ☐ No If yes, explain: Measurable product has been detected in wells associated with other AOPECs on Site. Measureable product has not been detected in the well associated with AOPEC #3A.	
List COCs detected in soil: None detected	
List COCs detected in groundwater (indicate if bedrock or overburden aquifer): None detected	
Groundwater plume, originating from on-site source, migrating off-site?	☐ Yes ☒ No
List substance(s) detected on-site attributed to a background condition; media in which substance(s) detected; and concentrations: n/a	
Representative sampling has been conducted to demonstrate background conditions	☒ Yes ☐ No

Completion of Investigation Transmittal Form (continued) Rem#: 4943

PART II: SITE SUMMARY (continued)

Findings (continued)

Remediation or some alternative means to demonstrate / achieve compliance with the RSRs is required:	☐ Yes ☒ No
RSR Criterion Exceeded:	☐ ResDEC ☐ I/C DEC ☐ PMC ☐ GWPC ☐ SWPC ☐ Res VolC ☐ I/C VolC
List COCs and concentrations for each criterion exceeded: None	
Was analysis for TCE conducted? ☒ Yes ☐ No If TCE was detected in groundwater or soil vapor, was it evaluated and addressed in light of the joint DPH/DEEP guidance? ☐ Yes ☐ No ☒ N/A Explain all "No" answers:	
Note: If chlorinated solvents (specifically TCA) were detected in groundwater, 1,4-Dioxane may also be present. Was analysis for 1,4-Dioxane conducted? ☐ Yes ☒ No If 1,4-Dioxane was detected in groundwater, was it evaluated in light of *CTDPH's established Action Levels of 3.0 ug/L for drinking water and 50 ug/L for dermal contact?* ☐ Yes ☐ No ☐ N/A Explain all "No" answers: Chlorinated solvents (including TCA) were not detected in soil or groundwater.	
If VolC has been exceeded, has a survey been conducted to identify all occupied buildings (on-site and off-site) which overly the plume?	☐ Yes ☐ No
If VolC has been exceeded, has a survey been conducted to identify all occupied buildings downgradient of plume which may be considered at risk?	☐ Yes ☐ No
Provide explanation for "No" answers:	
Number of occupied buildings overlying plume identified : n/a	

Completion of Investigation Transmittal Form (continued) Rem#: 4943

PART II: SITE SUMMARY (continued)

Findings (continued)

Describe type of building use for each occupied building: Office space and cannibis manufacturing.	
Has vapor intrusion been assessed for each occupied building?	☐ Yes ☒ No ☐ Assessment plan being developed
Explain results: No release of pollutants to soil or groundwater has been idetnifed at AOPEC-3A.	

Potable Well Receptor Survey / Assessment

Date Potable Well Receptor Survey completed? April 2023 Radius of survey: 500

If not completed, explain:

Number of water supply wells identified: 9

Distance to nearest public water supply well from Release Area: >1,500 ft

Distance to nearest private water supply well from Release Area: ~1,400 ft

List potable wells sampled, known well construction, distance from Release Area, and indicate COCs detected:

n/a

Was a significant hazard, as defined in §22a-6u identified? ☐ Yes ☒ No

Significant Hazard Notification filed? ☐ Yes Date filed:

☐ No → Explain answer:

Completion of Investigation Transmittal Form (continued)

Rem#: 4943

PART II: SITE SUMMARY (continued)

Findings (continued)

List ecological receptors identified: None

If identified, was assessment of risk to ecological receptor(s) completed? ☐ Yes ☐ No ☐ N/A

If yes or no, explain:

LEP Certification

"I have personally examined and am familiar with the information contained in this transmittal form and all referenced and attached supporting documentation, and I conclude and approve the information demonstrates that the investigation of the above referenced parcel has been completed in accordance with prevailing standards and guidelines. My professional services have been rendered in accordance with the 'Rules of Professional Conduct' (Section 22a-133v-6 of the Regulations of Connecticut State Agencies)."

Jeffrey Willson	448
Printed Name of LEP	License Number
Jeffrey C. Willson	4/26/23
Signature of LEP	Date

Company: Weston & Sampson
Address: 712 BRook Street, Suite 103
City/Town: Rocky HIll State: CT Zip Code: 06067-
Phone: 860-616-6618

e-mail: willsonj@wseinc.com

Affix Seal Here



Upload to the Connecticut Secure File Transfer (SFT) website (https://sft.ct.gov) the Electronic Transmittal Form (page 1), the COI Transmittal Form, the Completion of Investigation Report, and all supporting documents.

Weston & Sampson SM

westonandsampson.com

WESTON & SAMPSON ENGINEERS, INC.
712 Brook Street, Suite 103
Rocky Hill, CT 06067
tel: 860.513.1473

REPORT

April 2023

TOWN OF
Simsbury
Connecticut

Eversource Energy
Final Site Investigation Report AOPEC#3A
Former Simsbury Area Work Center
34 Hopmeadow Street



TABLE OF CONTENTS

Page

TABLE OF CONTENTS i

LIST OF FIGURES ii

LIST OF TABLES iii

LIST OF APPENDICES iv

1.0 INTRODUCTION 1-1
1.1 Project Objective 1-1
1.2 Applicability 1-1

2.0 SITE INFORMATION AND INITIAL CONCEPTUAL SITE MODEL 2-1
2.1 Physical Description 2-1
2.2 Site History 2-1
2.3 Physiographic Setting 2-1
2.4 Site Geology and Hydrogeology 2-1
2.5 Well Receptor Survey 2-2
2.6 Fate and Transport 2-2
2.7 Previous Investigation Summary 2-3
2.8 Site Wide Areas of Potential Environmental Concern (AOPECs) 2-3

3.0 REGULATORY FRAMEWORK 3-1
3.1 RSR Soil Criteria 3-1
3.2 RSR Groundwater Criteria 3-2

4.0 CONCEPTUAL SITE MODEL 4-1
4.1 AOPEC #3A (Former Heating Oil/Diesel USTs): 4-1
4.1.1 Data Quality Assurance 4-1

5.0 SITE INVESTIGATION CONCLUSIONS 5-1

6.0 LIMITATION OF WORK PRODUCT 6-1

LIST OF FIGURES

Figure 1 ..... Site Location Plan

Figure 2 ..... Site Plan

Figure 3 ..... Groundwater Flow Direction - December 4, 2020

Figure 4 ..... AOPEC-3A - Former Heating Oil & Diesel USTs Site Plan

LIST OF TABLES

Table 1 ..... Summary of Site Aquifer Parameters

Table 2 ..... Private Drinking Water Well Survey

Table 3 ..... Simsbury AWC Reported Spills (Search Period 1994-2017)

Table 4 ..... Summary of Soil Analytical Data – AOPEC-3A

Table 5 ..... Summary of Groundwater Analytical Data – AOPEC-3A

LIST OF APPENDICES

Appendix A ..... Water Quality Classifications – Simsbury, CT

Appendix B ..... Boring Logs

Appendix C ..... Laboratory Analytical Data

1.0 INTRODUCTION

1.1 Project Objective

Eversource Energy Service Company (Eversource) has retained Weston & Sampson Engineers, Inc. (Weston & Sampson) to provide Licensed Environmental Professional (LEP) assistance for the Former Simsbury Area Work Center (AWC) located at 34 Hopmeadow Street in Simsbury, Connecticut (the "Site"). See ***Figure 1*** for Site location. Weston & Sampson has prepared this Final Site Investigation (FSI) Report to provide information relative to the completion of investigation (COI) for AOPEC #3A. The associated COI form is being submitted simultaneously with this document.

1.2 Applicability

On January 18, 2002, an Environmental Condition Assessment Form (ECAF) was submitted with a Form III Property Transfer Act filing for the Site, which was acknowledged as complete by the Connecticut Department of Environmental Protection (a.k.a. Department of Energy and Environmental Protection, (CT DEEP) on January 18, 2002. On February 26, 2002, the CT DEEP subsequently notified The Connecticut Light and Power Company (CL&P) (d/b/a Eversource) that an environmental professional licensed pursuant to Connecticut General Statutes (CGS) Section 22a-133v may verify the investigation and remediation of the Site. Eversource is listed as the certifying party on the Form III filing.

Site investigation activities have been performed in conformance with the CT DEEP *Site Characterization Guidance Document* (SCGD) dated September 2007, revised December 2010. A review of Site investigation activities performed prior to the SCGD was evaluated against the SCGD. Soil and groundwater results were compared to applicable CT DEEP Remediation Standard Regulations (RSRs) cleanup criteria, as appropriate. These criteria include soil (Direct Exposure Criteria and Pollutant Mobility Criteria), groundwater (Groundwater Protection Criteria), surface water (Surface Water Protection Criteria), and volatilization criteria (Groundwater Volatilization Criteria).

2.0 SITE INFORMATION AND INITIAL CONCEPTUAL SITE MODEL

2.1 Physical Description

The Site parcel occupies approximately 60 acres. Site features are shown on ***Figure 2***. The Site property is subdivided into three general areas: Section A is the northern undeveloped area, Section B is the middle area formerly occupied by Eversource (currently occupied by Curaleaf), and Section C is the southern area occupied by a residential development.

The middle area of the Site is developed with two single-story buildings with associated loading docks and platforms, totaling approximately 49,589 square-feet. The buildings were formerly referred to as the west main service building and east main service building and are constructed of brick and steel atop a concrete slab-on-grade foundation. Although the structures appear to be one contiguous building, they are two separate structures which were constructed in 1960 and 1986. In addition, the Site is developed with three separate former garages/maintenance buildings. These structures total approximately 14,159 square-feet and are constructed of brick and steel atop concrete slab-on-grade foundations with concrete center platforms. They were constructed between 1960 and 1986.

The northeastern portion of the property has been recently redeveloped into a self-storage facility. The northwestern portion of the property is currently landscaped or vegetated/overgrown fields. Tobacco barns were historically located at the boundaries of this portion of the Site. The southern portion has been developed residential use (zoned for Planning Area Development). No historical construction has been identified in this area of the Site. The combined northern and southern portions of the Site encompass approximately 40 acres.

2.2 Site History

Historic use of the property included agricultural use from 1926 to 1958 by The American Sumatra Tobacco Corporation. The Hartford Electric Light Company occupied the Site from 1958 to 1982, when the utility consolidated into CL&P. CL&P owned the property until it was transferred in 2002 to Infinity IV, LLC. The Site was utilized as an AWC for office and warehouse space, fleet service, maintenance, construction testing, and for the storage of electrical equipment and utility poles from 1958 through early 2017 when Eversource vacated the Site. Curaleaf, manufacturers and distributors of cannabis, took occupancy of the Site in early 2020.

2.3 Physiographic Setting

The regional topography slopes very gently from north to south towards a stormwater drainage swale located along the southern portion of the Site (***Figure 2***). Stormwater is conveyed from the on-site drainage swale southward approximately 1,200 feet (ft.) to Nod Brook (Class A surface water body), which discharges to the Farmington River (Class B surface water body).

2.4 Site Geology and Hydrogeology

The Site surficial geology is comprised of sand and gravel overlying fine sediments. The sand and gravel consist of less than 20 ft. of horizontally deposited material overlying a thicker layer of thinly bedded fines (fine sand and silt, possibly clay) and is described as a fluvial melt-water terrace deposit (glacial outwash) over lake bottom sediments. Bedrock at the Site is mapped as the New Haven Arkose, a reddish poorly sorted arkose. Previous reports stated that depth to bedrock is greater than 50 ft. below

ground surface (bgs). Bedrock was not encountered in Weston & Sampson's Site investigation borings, which were advanced to a maximum depth of 15 ft. bgs.

Groundwater at the Site is classified as GA and is typically observed between 8 to 16 ft. bgs. Based on the 2001 Phase II ESA, depth to water at monitoring well MW-A1R1 located within AOPEC 3A was measured at 13.51 ft. bgs, Groundwater levels recorded from MW-A1R1 during subsequent gauging events (through 2019) ranged from 9.15 to 14.75 ft. bgs. Hydraulic conductivity and transmissivity at the Site were determined in the field in May 1990 by Leggette, Brashears & Graham, Inc. (LBG). A summary of the field data and calculated average hydraulic conductivity for the Site is presented in ***Table 1***. Based on the LBG field data, the estimated average hydraulic conductivity in the upper 13.5 ft. of overburden sandy aquifer is 1.57×10^{-1} centimeters per second (cm/sec). The estimated hydraulic conductivity of the lake bottom deposits is approximately 10^{-4} to 10^{-6} cm/sec based on published information[1]. As depicted in ***Figure 3***, groundwater flow direction at the Site is to the south-southeast. The groundwater horizontal hydraulic gradient is approximately 0.002 ft./ft.

2.5 Well Receptor Survey

Weston & Sampson conducted a private water supply well survey for the Site in 2023. This work was conducted in accordance with the Connecticut Department of Energy and Environmental Protection (CT DEEP) *Water Supply Well Receptor Survey Guidance Document* (September 2009, revised January 2015). The Site and surrounding properties are located in areas that are serviced by the Avon Water Company or the Aquarion Water Company. Properties at the Site are connected to municipal water. The survey included contacting the Aquarion Water Company and the Avon Water Company, a review of CT DEEP files for well completion reports and conducting a windshield survey of properties located within 500 ft. of the Site. A summary of the private drinking water well survey is presented in ***Table 2***. Based on the results of the survey, nine private drinking water supply wells are present within 500 ft. of the Site boundary. The nearest area of contribution to a public water supply well is located greater than 1,500 ft. from the north of the property, which is hydraulically upgradient of the Site. A copy of the CT DEEP Water Quality Classifications Map for Simsbury, Connecticut is presented in ***Appendix A***. As depicted on this map, the CT DEEP classifies the groundwater beneath the Site and in the general vicinity of the Site as "GA". GA-classified groundwater indicates that the water resource is suitable for drinking and other domestic uses without prior treatment (CT DEEP, August 2010).

2.6 Fate and Transport

Regulated materials were historically stored at the AWC and primarily consisted of petroleum products (i.e., hydraulic oil, motor oil, and dielectric fluid). These were historically located along the eastern portion of the Site where AOPECs #2, #3, and #4 are situated. Small quantities of petroleum (less than 100 gallons) were also stored at the AWC and in utility line trucks. All former above ground storage tanks (ASTs) and underground storage tanks (USTs) have been removed from the Site.

Eversource Spill Reports were reviewed from a time period of 1994 to 2017 and are summarized in ***Table 3***. The spills reported were petroleum based (dielectric fluid-PCB and non-PCB oils, motor oil, diesel fuel, and gasoline) and were promptly cleaned up. The spills occurred within AOPECs #3, #4, and #5 onto paved surfaces. Where catch basins were located within the area of the spill, the spill remedial response action included placing absorbent booms at the catch basins to create a berm and removal

[1] Table 4.6, pg. 98, Applied Hydrogeology, 3rd Edition, C.W. Fetter, 1994.

of sediment and materials from the catch basin outfall. Given the nature of each spill, response, and cleanup, it is likely that the environmental impact due to these spills was minimal.

A release of petroleum products has been documented for AOPECs #3A through 3H (former USTs). Petroleum product has been recovered from the subsurface in some of these areas (AOPEC #3B) and groundwater monitoring has been performed within all the AOPEC #3 areas.

2.7 Previous Investigation Summary

Numerous investigations were previously conducted at the Site. At the time of the ECAF filing, the following reports had been prepared:

- Conceptual Design of the Groundwater Recovery and Treatment Systems at the Simsbury Area Work Center Facility, LBG, September 1990.
- Phase I Environmental Site Assessment Report, CL&P Service Center Site, Carroccio-Covill & Associates, LLC (CCA), February 2001.
- Phase II Environmental Site Assessment Report, CL&P Service Center Site, CCA, November 2001.

After submittal of the ECAF, the following additional reports were completed:

- Phase II Environmental Site Assessment Addendum for the CL&P Service Center Site, CCA, December 12, 2001.
- Simsbury Area Work Center: 2002 through 2021 Annual Environmental Summary Reports (20 submittals), Weston & Sampson, prepared April 2003 through April 2022.
- Final Site Investigation Report - AOPECs #1A, #7A, #7B, #7C, #8, and #9, Weston & Sampson Engineers, Inc., February 2015.
- Completion of Investigation Transmittal Form - AOPECs #1A, #7A, #7B, #7C, #8, and #9, Weston & Sampson, February 2015.
- Final Site Investigation Report - AOPECs #3E, #6A and #10, Weston & Sampson Engineers, Inc., December 2018.
- Completion of Investigation Transmittal Form - AOPECs #3E, #6A and #10, Weston & Sampson, December 2018.

Each of the reports listed above were previously submitted to CT DEEP. Copies of the Phase I, Phase II and Phase II Addendum reports were submitted to CT DEEP with the 2002 Annual Environmental Summary Report in April 2003.

2.8 Site Wide Areas of Potential Environmental Concern (AOPECs)

As detailed in previous CT DEEP submittals, numerous AOPECs have been identified throughout the Site. A list of these AOPECs, along with their current status, is presented below. Details regarding Site investigations performed for AOPEC #3A are provided in *Section 4.0*.

- AOPECs #1A, 1B and 1C - Current and Former Subsurface Septic Disposal Systems: A FSI Report was submitted for AOPEC #1A in February 2015 and the investigation work is considered complete. Investigations at #1B and 1C are on-going.

- **AOPECs #2A and 2B - Current and Former Subsurface Hydraulic Vehicle Lifts:** Investigations for these AOPECs are on-going.

- **AOPECs #3A through 3H - Former Petroleum Product USTs:** A FSI Report was submitted for AOPEC #3E in December 2018 and the investigation work is considered complete. Investigations at 3B, 3C, 3D, 3F and 3G are on-going. Details regarding investigations performed in AOPEC #3A are provided in *Section 4.0*.

- **AOPEC #4: Transformer Storage Areas and Loading Docks:** Soil remediation was completed in December 2020. Post-remediation compliance groundwater monitoring in this AOPEC is on-going.

- **AOPEC #5: Utility Pole Storage Areas:** Investigation in this AOPEC is on-going.

- **AOPECs #6A and 6B - Stormwater Discharge Locations:** A FSI Report was submitted for AOPEC #6A in December 2018 and the investigation work is considered complete. Investigation of AOPEC #6B is on-going.

- **AOPECs #7A, 7B, and 7C - Historical Agricultural Use:** A FSI Report was submitted for these AOPECs in February 2015 and the investigation work is considered complete.

- **AOPECs #8 - Former Railroad Track and Spur:** A FSI Report was submitted for this AOPEC in February 2015 and the investigation work is considered complete.

- **AOPEC #9 - Soil Pile:** A FSI Report was submitted for this AOPEC in February 2015 and the investigation work is considered complete.

- **AOPECs #10A and 10B - Diesel Spills:** A FSI Report was submitted for these AOPECs in December 2018 and the investigation work is considered complete.

3.0 REGULATORY FRAMEWORK

This FSI Report summarizes the status of AOPEC #3A in relation to completion of Site investigation activities. This is one of the required steps to demonstration that the Site is in compliance with the RSRs so that obligations under Connecticut's Property Transfer Act can be satisfied.

The CTDEEP RSRs, Sections 22a-133k-1 through 3 of the Regulations of the Connecticut State Agencies (RCSA), provide detailed guidance and standards that may be used at any site to determine if remediation of contamination is necessary to protect human health and the environment. The RSRs require that the nature and extent of release areas be fully characterized prior to making a final compliance determination. At this point in the investigation process, AOPEC #3A has been fully characterized to assess the extent of potential impact and/or the effectiveness of prior remedial activities. Because the goal of the Site investigation and remediation is to achieve compliance with the RSRs, it is important to understand the regulations that guided the Site investigations. The RSRs contain numeric and narrative standards for the investigation and/or remediation of soil and groundwater, and both media must be evaluated for a contaminant plume. Factors that may affect the degree of investigation and/or remediation at a polluted site include the groundwater quality classification of the site, the land use of the property, and proximity to sensitive receptors.

3.1 RSR Soil Criteria

The RSR soil criteria (RCSA Section 22a-133k-2) require polluted soil at a release area to be remediated to meet Direct Exposure Criteria to protect human health from exposure to constituents of concern. Soil must also meet the Pollutant Mobility Criteria, which is intended to prevent the pollution of groundwater via the leaching of constituents from impacted soil.

Direct Exposure Criteria (DEC): The DEC defines the maximum level of regulated compounds allowed in soil (to a depth of 15 ft. bgs) without posing a threat due to direct human exposure. The CT DEEP has established two sets of DEC using exposure assumptions appropriate for residential land use (RES DEC) and for industrial or commercial land use (I/C DEC). The I/C DEC, which are less stringent than the RES DEC, may only be applied if an Environmental Use Restriction (EUR) prohibiting residential activity is recorded for the property. The CT DEEP and the RSRs define "residential activity" to include any activity related to a residence or dwelling, or to a school, hospital, day care center, playground, or outdoor recreation area.

Although an EUR may be implemented at the Site in the future, one has not been established at this time; therefore, soil results were evaluated against the RES DEC.

Pollutant Mobility Criteria (PMC): The PMC was established by CT DEEP to prevent contamination of groundwater as a result of the migration of soil contaminants. These criteria vary depending on the groundwater classification of a site. The Site is located within a GA groundwater classification area; accordingly, results were evaluated against the GA PMC.

3.2 RSR Groundwater Criteria

The RSR Groundwater Remediation Standards (RCSA Section 22a-133k-3) require that remediation of a groundwater plume in a GA groundwater classified area result in attaining compliance with background and/or the Groundwater Protection Criteria (GWPC), Surface Water Protection Criteria (SWPC). and Volatilization Criteria (VC). These criteria are discussed in more detail below.

GWPC

The GWPC defines the maximum levels of regulated compounds allowed in groundwater for protection of the aquifer as a potable water source. The GWPC applies to sites located in a GA groundwater quality area or where groundwater is not identified above bedrock. The Site is located in a GA groundwater area; therefore, the GWPC were used to evaluate groundwater conditions at the Site.

SWPC

The SWPC applies to impacted groundwater that is discharging to a surface water body, including wetlands, streams, rivers, ponds, lakes, and Long Island Sound. One standard has been set for all surface water bodies, regardless of quality classification. The SWPC specifies the levels of compounds allowable in groundwater just prior to discharging into surface water. For sites without surface water nearby, compliance with the SWPC is based on the average plume concentration across the Site or concentrations in the most downgradient well. The nearest surface water bodies are Nod Brook located approximately 1,400 feet southeast of the Site and the Farmington River located approximately 1,200 ft east of the Site. Site groundwater was evaluated against the SWPC.

VC

The VC establishes the allowable levels of volatile organic compounds (VOCs) in groundwater that are within 10 to 30 ft. (depending on VOC type) of the ground surface or a building. The VC is designed to protect humans from inhalation exposure to VOCs present in shallow groundwater. Residential and industrial/commercial VC (RES VC and I/C VC) have been established, with the RES VC being more stringent, and the I/C VC requiring the use of an EUR. The RES VC was used to evaluate the Site because groundwater is within the applicable VC distance of the ground surface and/or buildings and an EUR has not been implemented.

4.0 CONCEPTUAL SITE MODEL

This Section provides a Conceptual Site Model (CSM) for AOPEC #3A. The CSM includes details relative to the origin of the AOPEC, and a summary of the Site investigation and/or remediation for the AOPEC. This Section also includes an LEP opinion relative to the completion of Site investigations and/or remediation activities. See ***Figure 2*** for the general location of AOPEC #3A. See ***Figure 4*** for details relative to AOPEC #3A and sample locations. Historical soil borings are provided in ***Appendix B***. Copies of relevant laboratory analytical reports for this AOPEC are provided in ***Appendix C***.

4.1 AOPEC #3A (Former Heating Oil/Diesel USTs):

This AOPEC comprises former USTs designated as A1 and A1R1, which were reported to have contained heating oil/diesel fuel. Soil testing within this AOPEC was not completed after the tanks were removed. However, the Phase II ESA Report documents the collection and analysis of one groundwater sample from a groundwater monitoring well (MW-A1R1) located adjacent to this AOPEC in October 2001. The analytical results revealed no detections of extractable total petroleum hydrocarbons (ETPH), VOCs, or semi-volatile organic compounds (SVOCs) in groundwater (see ***Table 5***). Additional assessment of soil was needed before this APOEC could be properly closed-out for LEP verification.

Soil assessment work for this AOPEC was performed in 2017. Two soil borings (B314 and B315) were completed within the footprint of this AOPEC, with one soil sample collected and analyzed from each boring. A calibrated photoionization detector (PID) was used to screen soil for the presence of VOCs in each of the borings. No VOCs above background were noted. The sampling interval targeted the bottom depth of the former USTs, which was estimated at 11 to 13 ft bgs. Soil samples were tested for VOCs, SVOCs, and ETPH. The analytical results revealed no detections of any compounds (***Table 4***).

Based on the soil and groundwater analytical results discussed above which indicated no detections of ETPH, VOCs, or SVOCs, it was determined that no remediation was needed for this AOPEC.

4.1.1 Data Quality Assurance

Quality Assurance Quality Control (QA/QC) samples were collected at the frequencies established as part of the Data Quality Objectives (DQOs) for the site. Analysis of these QA/QC samples were generally within established acceptance criteria. Additionally, matrix spile sample results indicate that the analytical data was acceptable, and all temperatures noted on the chains of custody upon sample receipt were within this acceptable range or noted that the samples had evidence of cooling (in a cooler on ice) if samples were picked up by the laboratory courier before soil or groundwater samples had time to reach temperature while on ice. No bias in the data was indicated. Therefore, the data collected during this field investigation were acceptable for their intended purpose.

5.0 SITE INVESTIGATION CONCLUSIONS

Based on the results of Site investigations, the LEP of record has determined that a release has not occurred from this AOPEC, remedial activities are not warranted, and that compliance with applicable soil and groundwater standards in the RSRs for AOPEC #3A has been demonstrated. A Completion of Investigation transmittal form is being submitted concurrently to the CT DEEP with this FSI report.

6.0 LIMITATION OF WORK PRODUCT

This Final Site Investigation Report was prepared for the use of Eversource, exclusively. The findings provided by Weston & Sampson in this report are based solely on the information reported in this document. Future investigations, and/or information that was not available to Weston & Sampson at the time of the investigation, may result in a modification of the findings stated in this report.

Should additional information become available concerning this Site or neighboring properties which could directly impact the Site in the future, that information should be made available to Weston & Sampson for review so that, if necessary, conclusions presented in this report may be modified. The conclusions of this report are based on Site conditions observed by Weston & Sampson personnel at the time of the investigation, information provided by Eversource, and samples collected and analyzed on the dates shown or stated in this report. The report has been prepared in accordance with generally accepted engineering and geological practices. No other warranty, express or implied, is made.

FIGURES

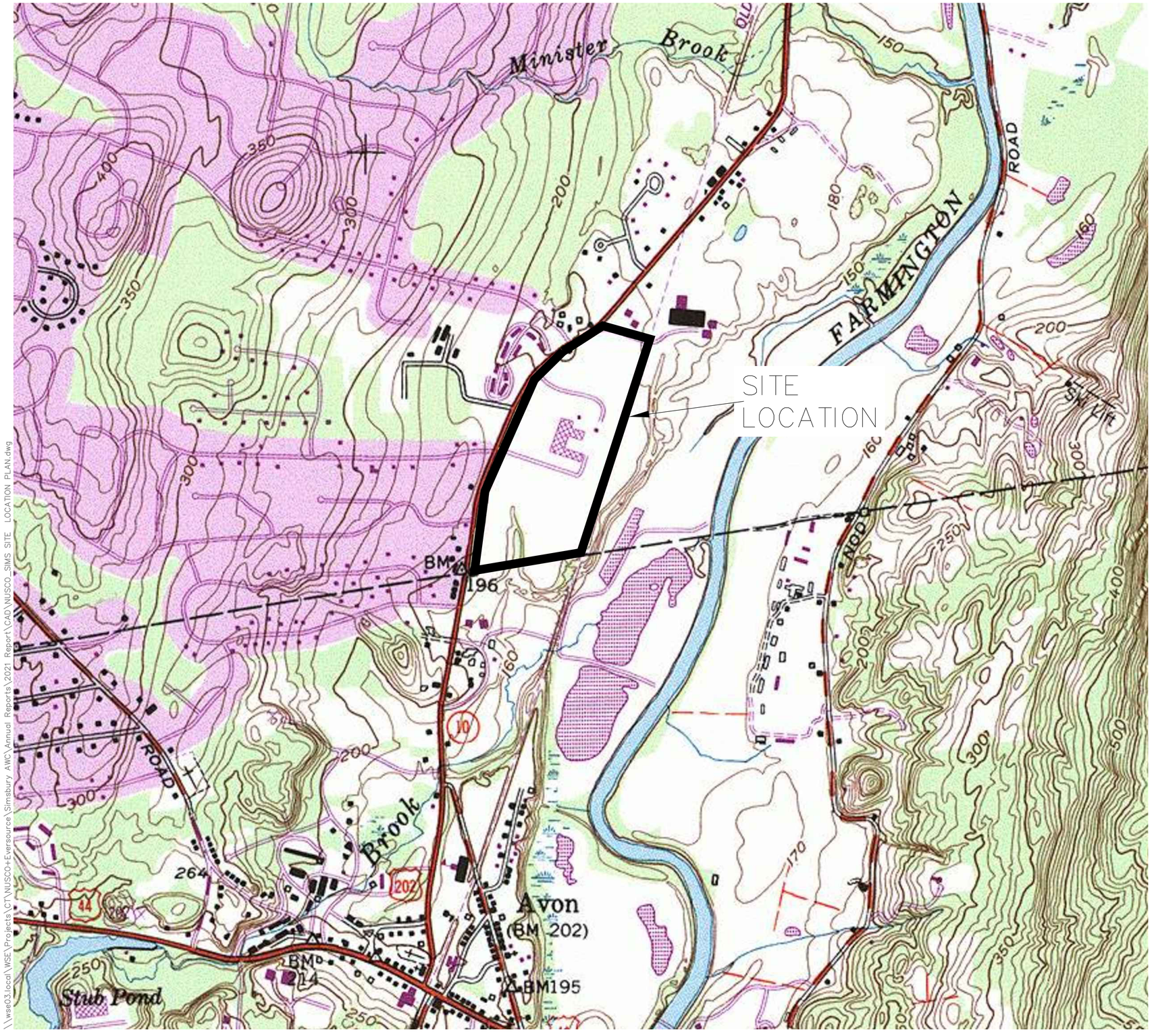

NOTE:

1. LOCUS MAP DERIVED FROM WESTON & SAMPSON 2006 GROUNDWATER MONITORING REPORT

FIGURE 1
EVERSOURCE
FORMER SIMSBURY AREA WORK CENTER
SIMSBURY, CONNECTICUT
SITE LOCATION PLAN

APRIL 2023	SCALE: NTS

Weston & Sampson℠

\\wse03.local\WSE\Projects\CT\NUSCO-Eversource\Simsbury AWC\Annual Reports\2021 Report\CAD\NUSCO_SIMS SITE LOCATION PLAN.dwg

WESTON AND SAMPSON ENGINEERS, INC.

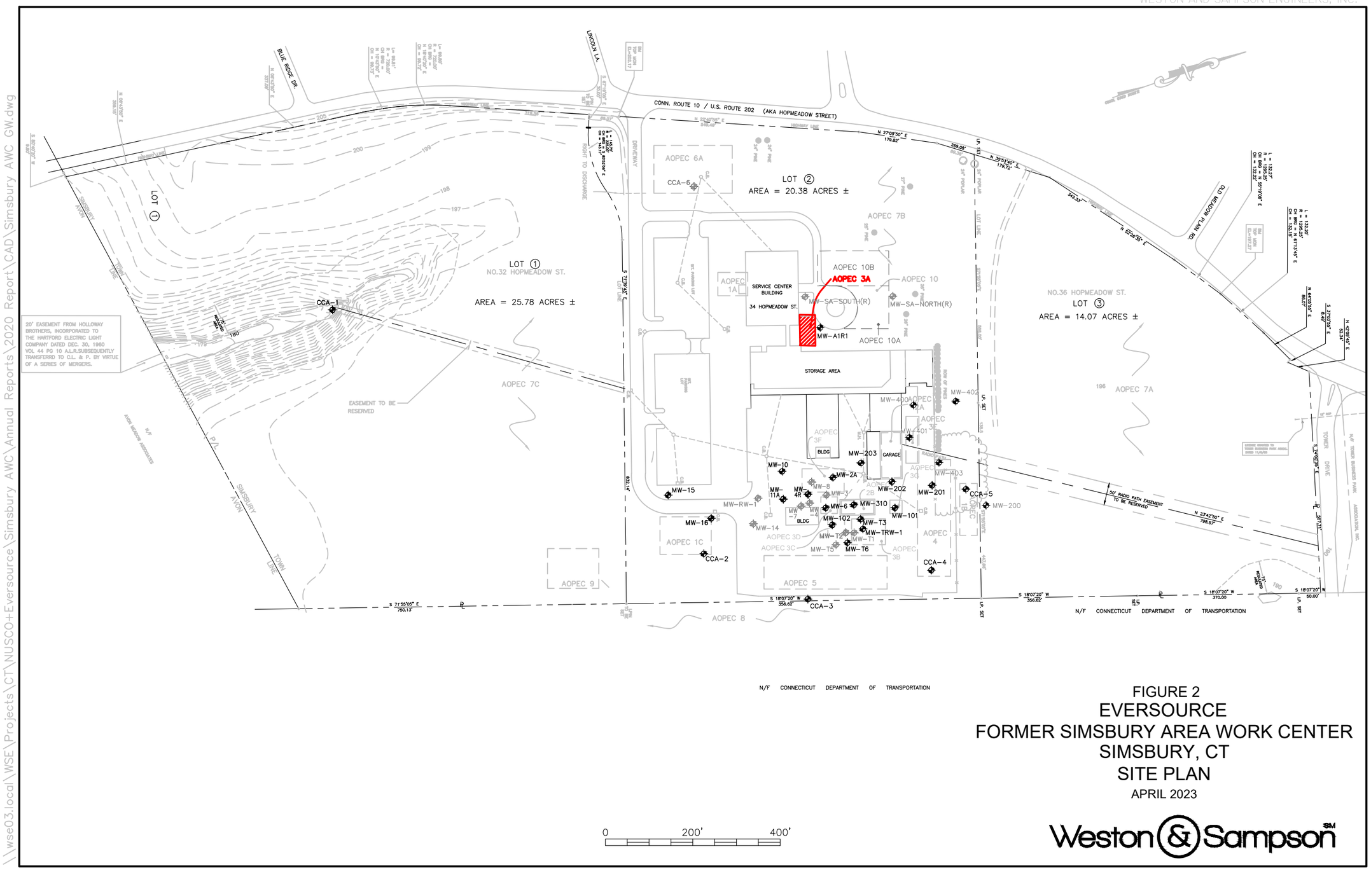

FIGURE 2
EVERSOURCE
FORMER SIMSBURY AREA WORK CENTER
SIMSBURY, CT
SITE PLAN
APRIL 2023

Weston & Sampson℠

\\wse03.local\WSE\Projects\CT\NUSCO+Eversource\Simsbury AWC\Annual Reports\2020 Report\CAD\Simsbury AWC GW.dwg

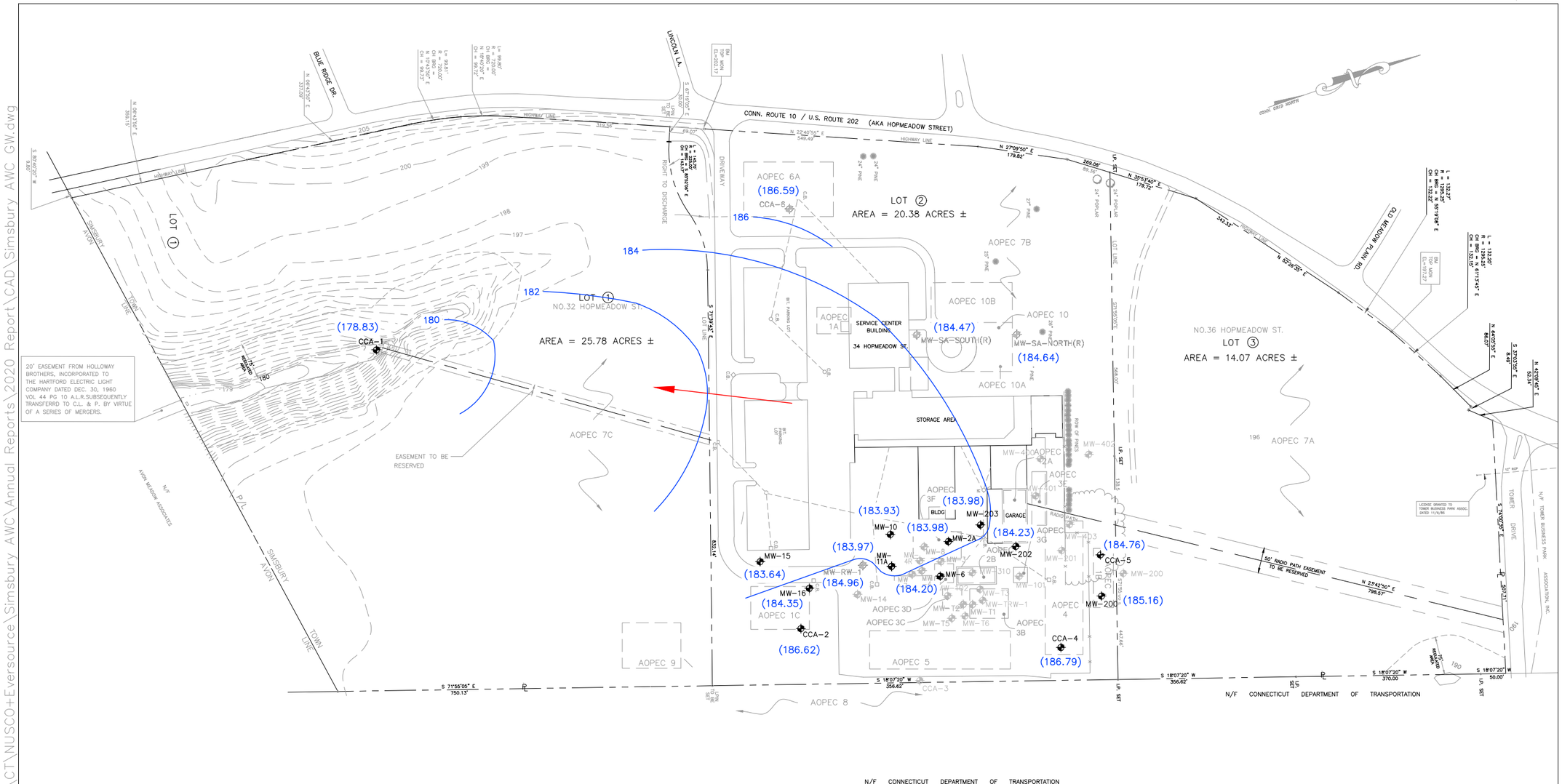

LEGEND

- GROUNDWATER ELEVATION CONTOUR LINE
- MONITORING WELL LOCATION
- (172.68) GROUNDWATER ELEVATION
- APPROXIMATE DIRECTION OF GROUNDWATER FLOW

FIGURE 3
EVERSOURCE
FORMER SIMSBURY AREA WORK CENTER
SIMSBURY, CT
GROUNDWATER FLOW DIRECTION
DECEMBER 4, 2020

APRIL 2023

Weston & Sampson

\\wse03.local\WSE\Projects\CT\NUSCO+Eversource\Simsbury AWC\Annual Reports\2020 Report\CAD\Simsbury AWC GW.dwg

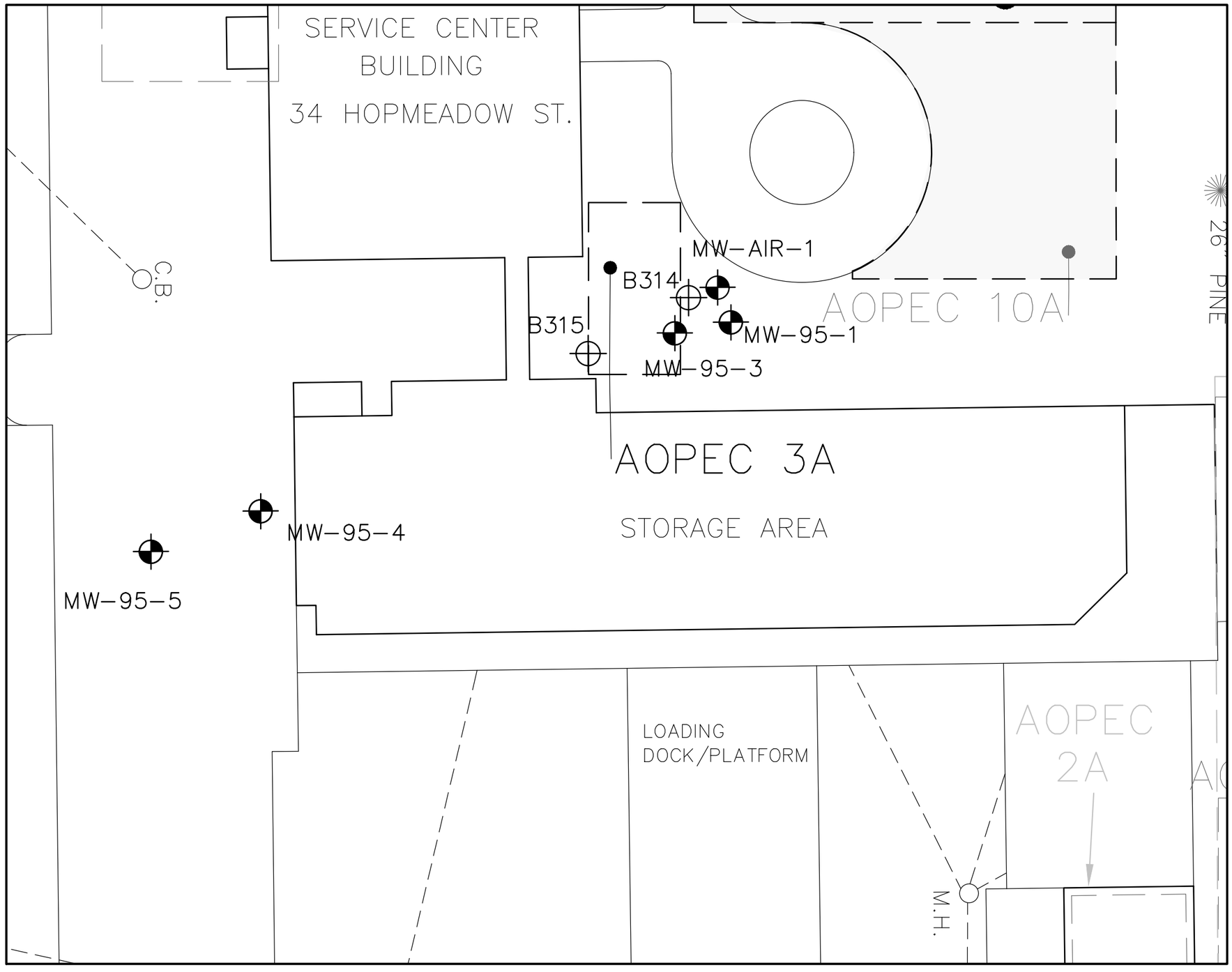

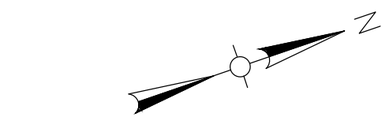

LEGEND

MONITORING WELL LOCATION

BORING LOCATION

FIGURE 4

EVERSOURCE
FORMER SIMSBURY AREA WORK CENTER
SIMSBURY, CT
AOPEC-3A - FORMER HEATING OIL &
DIESEL USTs SITE PLAN

APRIL 2023 SCALE: AS SHOWN

Weston & Sampson℠

TABLES

Table 1
Summary of Site Aquifer Parameters
Connecticut Light & Power
Simsbury Area Work Center
34 Hopmeadow Street
Simsbury, Connecticut

Well No.	Transmissivity [1] (gallons per day/foot)	Transmissivity (ft^2 per day)	Static Water Level [2] (feet below grade)	Saturated Thickness (feet)	Hydraulic Conductivity (ft/day)
RW-1 [3]	1,200	160	8.68	4.82	33.28
MW-2A [4]	14,100	1,885	10.78	2.72	693.02
MW-4	9,200	1,230	8.92	4.58	268.55
MW-7	8,800	1,176	9.48	4.02	292.65
MW-8	9,200	1,230	12.31	1.19	1033.57
MW-10	10,100	1,350	11.69	1.81	746.00
MW-11A	6,000	802	10.51	2.99	268.27
MW-13	6,200	829	8.70	4.80	172.68
MW-14	4,310	576	10.64	2.86	201.47
MW-15	8,400	1,123	10.08	3.42	328.36

Average Hydraulic Conductivity: 445 ft/day
1.57×10^{-1} cm/sec

Notes:

1. Transmissivity from Table 2 in the Leggette, Brashears, & Graham, Inc. (LBG) report "Conceptual Design of the Ground Water Recovery and Treatment Systems at the Simsbury Area Work Center Facility, Simsbury, Connecticut" dated September 1990.
2. Static Water levels from Table 1 in the LBG report "Conceptual Design of the Ground Water Recovery and Treatment Systems at the Simsbury Area Work Center Facility, Simsbury, Connecticut" dated September 1990. Static water was measured on May 21, 1990 prior to the start of a pumping test at RW-1.
3. Hydraulic conductivity calculated for RW-1 was not used in determining the average hydraulic conductivity at the site due to differences in well construction as compared to other monitoring wells at the Site.
4. Original nomenclature for the monitoring wells was changed for clarity from OW-2A in the earlier site investigation reporting to MW-2A for consistency with groundwater data.

Table 2
Private Drinking Water Well Survey
500 ft. Radius from Site Boundary
Connecticut Light & Power former Simsbury Area Work Center
34 Hopmeadow Street
Simsbury, Connecticut

Town	Street Address	Parcel ID	Online Property Card - Municipal Drinking Water	Online Property Card - Private Well	Drinking Water Supply Company	Drinking Water Well Completion Report Found [1]	Well Observed on Windshield Survey [2]
Simsbury	Hopmeadow St.	F18 154 002&3&4	No	No	NA[3]	No	No
Simsbury	Hopmeadow St.	E19 117 001-1A	No	No	NA[3]	No	No
Simsbury	Hopmeadow St.	F18 154 003A-B	No	No	NA[3]	No	No
Simsbury	1 Hopmeadow St.	E19 618 045B	**Yes**	No	CT Water	No	No
Simsbury	5 Hopmeadow St.	E19 618 045	**Yes**	No	CT Water	No	No
Simsbury	7 Hopmeadow St.	E19 618 045A	**Yes**	No	CT Water	No	No
Simsbury	9 Hopmeadow St.	E19 618 043B	No	**Yes**	CT Water	No	No
Simsbury	13 Hopmeadow St.	E19 618 043A	**Yes**	No	CT Water	No	No
Simsbury	20 Hopemeadow St.	E19 117 001-1B	No	No	CT Water	No	No
Simsbury	23 Hopmeadow St.	E19 617 042	**Yes**	No	Unknown[4]	No	No
Simsbury	34 Hopmeadow St.	E19 117 001C	No	No	Unknown[4]	No	No
Simsbury	43 Hopmeadow St.	E19 601 039	**Yes**	No	Unknown[4]	No	No
Simsbury	51 Hopmeadow St.	E18 601 021	No	No	Unknown[4]	No	No
Simsbury	59 Hopmeadow St.	E18 601 035A	**Yes**	No	Unknown[4]	No	No
Simsbury	70 Hopmeadow St.	E18 117 001-2	No	No	Unknown[4]	No	No
Simsbury	82 Hopmeadow St.	F18 154 003A-B	No	No	Unknown[4]	No	No
Simsbury	88 Hopmeadow St.	F18 154 002	No	No	Unknown[4]	No	No
Simsbury	90 Hopmeadow St.	F18 154 002	No	No	Unknown[4]	No	No
Simsbury	92 Hopmeadow St.	F18 154 002	No	No	Unknown[4]	No	No
Simsbury	93 Hopmeadow St.	E18 201 033A	**Yes**	No	Unknown[4]	No	No
Simsbury	102 Hopmeadow St.	F18 154 003	No	No	Unknown[4]	**Yes**	**Yes**
Simsbury	110 Hopmeadow St.	F18 154 004	No	No	Unknown[4]	No	No
Simsbury	Old Meadow Plain Rd.	E18 201 000	No	No	NA[3]	No	No
Simsbury	1 Old Meadow Way	E18 201 001	No	**Yes**	NS[5]	No	No
Simsbury	2 Old Meadow Way	E18 201 002	No	**Yes**	NS[5]	No	No
Simsbury	5 Old Meadow Way	E18 201 005	No	**Yes**	NS[5]	No	No
Simsbury	6 Old Meadow Way	E18 201 003	No	**Yes**	NS[5]	No	No
Simsbury	10 Old Meadow Way	E18 201 004	No	**Yes**	NS[5]	No	No
Simsbury	Lincoln Lane	E19 601 038A	No	No	NA[3]	No	No
Simsbury	1 Lincoln Lane	E19 617 003	**Yes**	No	CT Water	No	No
Simsbury	2 Lincoln Lane	E19 601 001	**Yes**	No	Unknown[4]	No	No
Simsbury	3 Lincoln Lane	E19 617 004	**Yes**	No	Unknown[4]	No	No
Simsbury	4 Lincoln Lane	E19 601 002	**Yes**	No	Unknown[4]	No	No
Simsbury	5 Lincoln Lane	E19 617 005	**Yes**	No	Unknown[4]	No	No
Simsbury	16 Blue Ridge Dr.	E19 617 001	**Yes**	No	CT Water	No	No
Simsbury	18 Blue Ridge Dr.	E19 617 003	**Yes**	No	CT Water	No	**Private Driveway - Unable to See Property**
Simsbury	20 Blue Ridge Dr.	E19 617 002	**Yes**	No	CT Water	No	No
Simsbury	21 Blue Ridge Dr.	E19 618 101	**Yes**	No	CT Water	No	No
Simsbury	25 Blue Ridge Dr.	E19 618 102	**Yes**	No	CT Water	No	No
Simsbury	30 Blue Ridge Dr.	E19 617 141	**Yes**	No	CT Water	No	No
Simsbury	5 Castlewood Rd.	E20 222 027	No	No	CT Water	No	**Possibly**
Simsbury	6 Castlewood Rd.	E19 618 001	No	No	CT Water	No	No
Simsbury	8 Castlewood Rd.	E19 618 002	No	No	CT Water	No	No
Avon	10 Avon Meadow Ln.	1161010 and 1162010	**Yes**	No	CT Water	No	No
Avon	20 Avon Meadow Ln.	1161020 and 1162020	**Yes**	No	CT Water	No	No
Avon	30 Avon Meadow Ln.	1160030	**Yes**	No	CT Water	No	No
Avon	40 Avon Meadow Ln.	1161040 and 1162040	**Yes**	No	CT Water	No	No
Avon	50 Avon Meadow Ln.	1161050 and 1162050	**Yes**	No	CT Water	No	No
Avon	60 Avon Meadow Ln.	1160060	**Yes**	No	CT Water	No	No
Avon	70 Avon Meadow Ln.	1161070 and 1162070	**Yes**	No	CT Water	No	No
Avon	80 Avon Meadow Ln.	1160080	**Yes**	No	CT Water	No	No
Avon	90 Avon Meadow Ln.	1161090 and 1162090	**Yes**	No	CT Water	No	No
Avon	100 Avon Meadow Ln.	1160100	**Yes**	No	CT Water	No	No
Avon	124 Simsbury Rd.	3970124	**Yes**	No	Unknown[4]	No	No
Avon	147 Simsbury Rd.	3970147	No	No	Unknown[4]	No	No
Avon	163 Simsbury Rd.	3970163	No	**Yes**	Unknown[4]	No	No
Avon	165 Simsbury Rd.	3970165	No	**Yes**	Unknown[4]	No	No
Avon	200 Simsbury Rd.	3970200	No	No	NA[3]	No	No
Avon	3 Castlewood Rd.	1690003	**Yes**	No	CT Water	No	No
Avon	4 Castlewood Rd.	1690004	**Yes**	No	CT Water	No	No
Avon	6 Rosewood Rd.	3780006	**Yes**	No	Unknown[4]	No	No

Notes:

1. In April 2023, Weston & Sampson reviewed the Simsbury online records via the Connecticut Department of Consumer Protection (DCP) for the presence of drinking water well completion reports (1970 to Present)
2. In April 2023, Weston & Sampson conducted a windshield survey of the addresses listed in this table to observe the physical presence of private drinking water supply well casings above the ground surface.
3. NA indicates not applicable (undeveloped open space).
4. Unknown indicates Connecticut Water confirmed the address is within their service territory but the address is not connected.
5. NS indicates these addresses are not serviced by the Aquarion Water Company or Connecticut Water according to company representatives.

Table 3
Connecticut Light & Power
Simsbury AWC Reported Spills (Search Period: 1994 - 2017)
34 Hopmeadow Street
Simsbury, Connecticut

Spill Report ID#	Responding EC	Spill Discovered Date and Time	Spill Reported Date and Time	Dispatcher	Street	Nearest Cross Street	Town	State	Spill Contained?	Contained Date and Time	Pole/Vault# or S/S	Equipment	Size	Type	Other Spill Type	Quantity (Gallons)	<1 Gal or Trace	PCB Content	Field Test	Oil (PPM)	Spill Onto	Other Spill	Waterways Affected	Spill Cause	Cause Desc (if Other)	Weather	How was spill contained?	Date & Time	Narrative
(Page 1 of 5)																													
C02-318-926	Kenneth A. Hynes	Nov 14 2002 11:02AM	Nov 14 2002 11:02AM	Ken Hynes	34 Hopmeadow St.	Electrical Maint. Shop	Simsbury	CT	YES	Nov 14 2002 11:02AM	N/A	Transformer	15	Pole		0		Unknown - (Assumed 50 to <500 ppm)	non-PCB	7	Pavement, Other	Wood Pallets	None	Other, Equipment Failure	Heat From Sun	Fair	Speedy dry Absorbant placed on spill area.	Nov 14 2002 11:07AM	Local crews cleaned affected area of pavement. Pallets were cut up and drummed for disposal. Test results on wipes of pavement were less than 1 PPM PCB, therefore cones were taken away from the area and the site restored for use by electrical maintenance.-KAH
C03-115-350	Kenneth A. Hynes	Apr 25 2003 10:36AM	Apr 25 2003 10:36AM	ROBET SODERBURG	34 Hopmeadow St.	UNK	Simsbury	CT	YES	Apr 25 2003 10:30AM	N/A	Hydraulic Oil			Hydraulic Oil	25					Pavement		None	Other, Equipment Failure	STREET SWEEPER	Fair	speedy dry applied to areas of oil.	Apr 25 2003 12:15PM	Street sweeper hydraulic system failed causing a leak of approximately 25 gallons to several hundred feet of pavement at the Simsbury AWC back lot. Oil was spread around the facility in all areas where he was sweeping up sand without the operator recognizing this. A CL&P Line Employee reported the spill. The contractor was contacted to ensure they knew their responsibility and to have them come out to see what was left at the AWC. ESI was called to clean the hydraulic oil from the pavement. They responded with two spill vans, a bobcat with street sweeper, a dumptruck, two rack bodies and several technicians to work on various parts of the pavement.-KAH
C03-040-326	Kenneth A. Hynes	Feb 09 2003 08:24AM	Feb 09 2003 08:24AM	P McMillan	34 Hopmeadow St.	Townline	Simsbury	CT	YES	Feb 09 2003 08:35AM		Diesel			Diesel	10					Earth		None	Equipment Failure		Fair	Fuel absorbed into earth. Containment pan and absorbants placed underneath leaking cap.	Feb 09 2003 07:43PM	On board fuel tank (250 gallon capacity) on compressor for snow-making at Special Olympics began dripping diesel fuel from an auxiliary fuel cap on the bottom of the compressor during the night. At first daylight, the special olympics crew realized the cap had been leaking and put absorbants and a drip pan underneath to stop fuel from further reaching the ground. Approximately 10 gallons of diesel dripped to the surrounding soil. ESI responded with a spill van, backhoe, and supervisors van to excavate the soil and pump down the remaining fuel in the compressor. 10 drums of soil were generated and 5 drums of diesel fuel were pumped into drums and put in temporary storage at the work center. 10 samples were taken to the Berlin lab for hydrocarbon analysis in the soils.-KAH On 3/20/03, ESI was asked to re-excavate the spill site in two areas of the original excavation as lab results indicated >500 PPM hydocarbons in soil. Approximately 7 yards of soil were excavated with a mini excavator.
C02-312-539	Kenneth A. Hynes	Nov 08 2002 01:20PM	Nov 08 2002 01:20PM	G BASSOS	34 Hopmeadow St.	CL&P Back Parking Lot	Simsbury	CT	YES	Nov 08 2002 01:15PM		Hydraulic Oil			Hydraulic Oil	2					Pavement		None	Other	BROKEN HOSE	Fair	SPEEDY DRY / CHARTER OAK CONSTRUCTION TO GET CLEAN UP CREW FOR SPILL	Nov 08 2002 01:23PM	Charter Oak was scheduled to pick up concrete structures in the back parking lot of the AWC in order to perform contract work for our district, but did not bring equipment to lift the concrete structures. They brought out a John Deere with a hydraulic lift and while in the process of lifting the concrete structure, a hydraulic hose/reservoir spilled to the concrete below it. Charter Oak responded to the spill with one worker and some speedy dry to broom the speedy dry into the heaviest oil spots. More extensive cleaning was required, therefore a foreman and two workers came out to clean up the area (again not well equipped). They used some oil cleaner left in their truck and borrowed the maintenance department s cleaner and borrowed some speedy dry.Since the area still did not look absolutely clean, I set up a date 11/11/02 at 7:30 AM to have Charter Oak power wash, speedy dry and drum the residual sprayed oil on the surface of the pavement.-KAH
C03-044-536	Kenneth A. Hynes	Feb 13 2003 01:43PM	Feb 13 2003 01:43PM	ROBET SODERBURG	34 Hopmeadow St.	Townline	Simsbury	CT	YES	Feb 13 2003 02:30PM	SERVICE CTR YARD	Diesel			Diesel	0.1					Pavement		None	Equipment Failure		Fair	USED SPEEDY DRY TO CONTAIN SMALL DIESEL SPILL	Feb 13 2003 01:50PM	local electricians cleaned with simple green and speedy dry. -KAH
C01-177-421	Pat Cinotti	Jun 26 2001 09:09AM	Jun 26 2001 09:09AM	B. Wolff	34 Hopmeadow St.	Area Work Center	Simsbury	CT	YES	Jun 26 2001 09:09AM	Vehicle #94139	Hydraulic Oil			Hydraulic Oil	1					Pavement		None	Equipment Failure		Fair	Contained on pavement and in pan	Jun 26 2001 09:14AM	Cleaned by District Personnel

Table 3
Connecticut Light & Power
Simsbury AWC Reported Spills (Search Period: 1994 - 2017)
34 Hopmeadow Street
Simsbury, Connecticut

Spill Report ID#	Responding EC	Spill Discovered Date and Time	Spill Reported Date and Time	Dispatcher	Street	Nearest Cross Street	Town	State	Spill Contained?	Contained Date and Time	Pole/Vault# or S/S	Equipment	Size	Type	Other Spill Type	Quantity (Gallons)	<1 Gal or Trace	PCB Content	Field Test	Oil (PPM)	Spill Onto	Other Spill	Waterways Affected	Spill Cause	Cause Desc (if Other)	Weather	How was spill contained?	Date & Time	Narrative
(Page 2 of 5)																													
C04-005-082	Kenneth A. Hynes	Jan 05 2004 10:43AM	Jan 05 2004 10:43AM	D GLASS	34 Hopmeadow St./RT 10	BLUE RIDGE	Simsbury	CT	YES	Jan 05 2004 10:43AM	Not Applicable	MOTOR OIL			MOTOR OIL	10					Pavement		Gutter, Catch I	Equipment Failure		Rain	absorbant booms placed in catch basins/ outflow. Speedy dri on pavement.	Jan 11 2004 09:41AM	A contractor payloader blew a motor while moving snow at the facility causing 10 gallons of motor oil to release to pavement and a catch basin. A few gallons of oil made it to the outflow of the catch basin. Absorbant booms were placed in the catch basin near the payloader and another downstream to prevent any further release to the waterway. ESI responded with a 3 man crew, a bobcat, sweeper, rack truck, vac truck, one rolloff, and four more ESI personal. 50 bags of speedy dri were spread and swept by the crew to absorb the oil on pavement. Several free standing puddles with oil were vac ed. At the outflow, several bags of oily leaves and brush were bagged by the crew. A boom was placed across the outflow area to absorb any residual oil. Approximately 729 gallons of water/oil mixture was generated and 7 cubic yards of oil debris was generated. -KAH Later in the week, ESI placed all the booms from the catch basins and outflow in 2 drums for disposal. No further work is required.
C04-243-081	Kenneth A. Hynes	Aug 30 2004 09:25AM	Aug 30 2004 09:25AM	Ken Hynes	34 Hopmeadow St.	Rt 10&202	Simsbury	CT	YES	Aug 30 2004 09:25AM	Area Work Center	Hydraulic Oil			Hydraulic Oil	4					Pavement		None	Other	Hydraulic Leak	Fair	Speedy Dri.	Aug 30 2004 09:30AM	Local Electrician responded on Saturday to a 4 gallon hydraulic leak from a Quarter Mount Line Vehicle to pavement at Simsbury AWC. Glitch in Spill Reporting system indicated no spill report was created, therefore the Division EC created one and called CT DEP on Monday morning. EC reviewed the spill Monday morning noting cleanup did not remove all visible traces. ESI called to respond with a bobcat, sweeper attachment, and a crew of three personnel to wash and clean pavement a few more times to removeall visible traces. Electrician generated one drum of debris and ESI generated two drums of debris.-KAH
C04-243-081	Kenneth A. Hynes	Aug 30 2004 09:25AM	Aug 30 2004 09:25AM	Ken Hynes	34 Hopmeadow St.	Rt 10&202	Simsbury	CT	YES	Aug 30 2004 09:25AM	Area Work Center	Motor Oil			Motor Oil	4					Pavement		None	Other	Hydraulic Leak	Fair	Speedy Dri.	Aug 30 2004 09:30AM	Local Electrician responded on Saturday to a 4 gallon hydraulic leak from a Quarter Mount Line Vehicle to pavement at Simsbury AWC. Glitch in Spill Reporting system indicated no spill report was created, therefore the Division EC created one and called CT DEP on Monday morning. EC reviewed the spill Monday morning noting cleanup did not remove all visible traces. ESI called to respond with a bobcat, sweeper attachment, and a crew of three personnel to wash and clean pavement a few more times to removeall visible traces. Electrician generated one drum of debris and ESI generated two drums of debris.-KAH
C01-073-627	Pat Cinotti	Mar 14 2001 02:51PM	Mar 14 2001 02:51PM	N/a	34 Hopmeadow Street	Rt. 10	Simsbury	CT	YES	Mar 14 2001 03:01PM	Service Center	UST		Vault		10		Unknown - (Assumed 50 to <500 ppm)		2	Vault		Other	Equipment Failure		Fair	Absorbant materials	May 21 2001 08:43AM	Location was originally reported as 651 Hopmeadow St. During oil tank removal operation, holes were drilled through tank vaults - oil was discovered. Samples were obtained to identify the oil (fingerprint PCB analysis). Two of four vaults were impacted. A site visit by Roseann Stavola, CT DEP, provided some ideas for cleanup and restoration. Approximately 90 cubic yards of soils were disposed of. Soil samples were obtained and all results indicated less than 1 ppm PCB. One monitoring well was installed, with additonal wells in the planning stage. Backfilling and asphalt paving completed the process.

Table 3
Connecticut Light & Power
Simsbury AWC Reported Spills (Search Period: 1994 - 2017)
34 Hopmeadow Street
Simsbury, Connecticut

Spill Report ID#	Responding EC	Spill Discovered Date and Time	Spill Reported Date and Time	Dispatcher	Street	Nearest Cross Street	Town	State	Spill Contained?	Contained Date and Time	Pole/Vault# or S/S	Equipment	Size	Type	Other Spill Type	Quantity (Gallons)	<1 Gal or Trace	PCB Content	Field Test	Oil (PPM)	Spill Onto	Other Spill	Waterways Affected	Spill Cause	Cause Desc (if Other)	Weather	How was spill contained?	Date & Time	Narrative
(Page 3 of 5)																												
C03-079-115	Kenneth A. Hynes	Mar 20 2003 02:35PM	Mar 20 2003 02:35PM	Ken Hynes	34 Hopmeadow Street	Townline	Simsbury	CT	YES	Mar 20 2003 02:35PM	N/A	Transformer	1000	Substation		4		Unknown - (Assumed 50 to <500 ppm)		33	Pavement, Earth		None	Equipment Failure		Fair	Contained to Pavement and Sandy Soil.	Mar 21 2003 08:06AM	Substation transformer stored in yard leaked approximately four gallons of 33 PPM PCB Transformer oil to pavement and sand covering concrete paved area. Electricians identified spill while performing walkaround. CMS pumped transformer oil down and delivered oil back to Berlin for storage and disposal. Transformer was lifted out by CT M and brought to Berlin for disposal. ESI called to perform cleanup with a spill van, supervisors van, and three workers. Three drums of soil were excavated and the paved surface was triple washed and brushed with simple green. In between washes, speedy dry absorbant was applied to absorb the speedy dry and drummed. Six wipe samples were taken on the paved surface and submitted to the lab for analysis.-KAH All sixwipe samples resulted in <2 UG/100CM2, therefore no further cleanup work is required and spill report can be closed.-KAH
C01-320-181	Pat Cinotti	Nov 16 2001 02:15PM	Nov 16 2001 02:15PM	B. Wolff	34 Hopmeadow Street	Area Work Center	Simsbury	CT	YES	Nov 16 2001 02:15PM	Parking Lot	Hydraulic Oil			Hydraulic Oil	1					Pavement		None	Equipment Failure		Fair	Contained on pavement - very small spill (appx 1 cup) of transmission fluid from Meter Service Van. Cleaned up with Speedi-Dry	Nov 23 2001 10:04AM	Cleaned by local crews./PC
C02-226-194	Pasquale Cinotti	Aug 14 2002 02:14AM	Aug 14 2002 02:14AM	BASSOS	CL&P PARKING LOT	HOPMEADOW ST	Simsbury	CT	YES	Aug 14 2002 02:00AM	TRUCK 14075 BED	Transformer	25	Pole		0	<1 Gal	Unknown - (Assumed 50 to <500 ppm)	non-PCB	0	Other	BED OF TRUCK 14	None	Equipment Failure, In Transit		Fair	S/S EN ROUTE FOR CLEANUP	Aug 14 2002 02:17AM	A 25 kva transformer spilled a couple of ounces of oil onto the bed of the truck. Cleaned by local crew. Field test and serial number indicates non-pcb.
C00-033-301	Pat Cinotti	Feb 02 2000 08:52AM	Feb 02 2000 08:52AM	R AUGUSTUS	Hopmeadow Road	RTE 44	Simsbury	CT	YES	Feb 02 2000 08:45AM	Service Center	Transformer	2000	Network		75		Non-PCB by Label or MFR Nameplate - NU		10	Pavement, Earth, Other	SNOW	None	Other, Equipment Failure	Snow Plow	Fair	Compound was placed on the transformer cooling fin to stop the leak.	Apr 03 2000 09:45AM	Originally thought 300 gallons had spilled. Hartford Electrical Maintainence pumped out 700 gallons. The transfomer oil capacity is 776 gallons, therefore, the actual loss was approximately 75 gallons. The reduced quantity was reported to Mike Capuano, DEP Inspector. He indicated he would notify Oil Chemical Spills, Hartford of the change. CT M to perform cleanup. 15 drums of snow were removed off-site and transported to the Berlin Central Maintainence Facility. A section of paved area will be washed.
C02-234-099	Pasquale Cinotti	Aug 22 2002 12:04PM	Aug 22 2002 12:04PM	B. Wolff	Hopmeadow St.	Quad Hill Rd	Simsbury	CT	YES	Aug 22 2002 12:04PM	Vehicle #94041	Hydraulic Oil			Hydraulic Oil	2					Earth		None	Equipment Failure		Fair	Contained in surrounding earth, speedi-dry	Aug 22 2002 12:07PM	Cleaned up by local crews./PC
C00-145-470	Pat Cinotti	May 24 2000 02:39PM	May 24 2000 02:39PM	R AUGUSTUS	34 Hopmeadow St.	RTE10	Simsbury	CT	YES	May 24 2000 02:45PM	WORK CENTER	Transformer	100	Pole		0	<1 Gal	Unknown - (Assumed 50 to <500 ppm)		220	Pavement, Vehicles		None	Equipment Failure		Fair	SPEEDI-DRY	Jul 03 2000 10:33AM	Line truck was transporting 3 transformers back from a job site from a routine changout. Two of three transformers came in contact with each other during transport ultimately breaking secondary voltage bushings on each unit, and spilling oil on truck bed and a small pavement area. Truck has been red-lined until post cleanup sampling indicates clean results. Truck bed and pavement are being double-washed and rinsed. Post cleanup sampling will take place. Environmental Services double washed andrinsed truck bed. Wipe samples taken on 5/26/00.

Table 3
Connecticut Light & Power
Simsbury AWC Reported Spills (Search Period: 1994 - 2017)
34 Hopmeadow Street
Simsbury, Connecticut

Spill Report ID#	Responding EC	Spill Discovered Date and Time	Spill Reported Date and Time	Dispatcher	Street	Nearest Cross Street	Town	State	Spill Contained?	Contained Date and Time	Pole/Vault# or S/S	Equipment	Size	Type	Other Spill Type	Quantity (Gallons)	<1 Gal or Trace	PCB Content	Field Test	Oil (PPM)	Spill Onto	Other Spill	Waterways Affected	Spill Cause	Cause Desc (if Other)	Weather	How was spill contained?	Date & Time	Narrative
(page 4 of 5)																													
C07-040-950	Kenneth A. Hynes	Feb 09 2007 08:06AM	Feb 09 2007 08:14AM	Billings	34 Hopmeadow St.	Lincoln Ln	Simsbury	CT	YES	Feb 09 2007 08:06AM	Simsbury AWC	Hydraulic Oil			Hydraulic Oil	0.5					Pavement		None	Other	Hydraulic Leak	Fair	speedy dri	Feb 09 2007 09:18AM	Line truck hydraulic hose leaked approximately 1/2 gallon to pavement at the Simsbury AWC. Local electrician performed cleanup. Visible traces cleaned. Spill report can be closed.-KAH
C08-018-404	Kenneth A. Hynes	Jan 18 2008 07:45AM	Jan 18 2008 08:00AM	G Bassos	34 Hopmeadow St.	Lincoln Ln	Simsbury	CT	YES	Jan 18 2008 07:55AM	AWC Yard	Gasoline			Gasoline	0.5					Pavement		None	Other	Diesel Spill From Contractor Equip.	Fair	speedy dri	Jan 18 2008 08:11AM	Snow removal contractor was refueling their truck at the Simsbury AWC, when approximately 1/2 gallon of fuel was released to the ground. Local crews put down speedy and performed cleanup. Visible traces cleaned. Spill report can be closed.-KAH
C06-074-953	Kenneth A. Hynes	Mar 15 2006 02:30PM	Mar 15 2006 02:38PM	RICH	34 Hopmeadow St.	FISHER DRIVE	Simsbury	CT	YES	Mar 15 2006 02:30PM	AWC	Diesel			Diesel	5					Lawn		None	Human Error, In Transit		Fair	Self contained in soil	Mar 15 2006 04:23PM	District Operations Manager identified approximately 5 gallons of diesel fuel had spilled to AWC property (soil) near where the Special Olympics had positioned its compressors for the snowmaking operation. The source of diesel fuel is currently unknown. ESI responded with a 3 man spill crew and spill van. During the cleanup it was identified that the spill was deeper than expected, therefore a mini excavator and rolloff can were brought on site. An area of 10 X 6 and a four foot depth was excavated or approximately 12 yards of soil. 6 soil samples were taken for TPH post cleanup analysis by the Berlin Lab.-KAH TPH post cleanup analysis resulted in Non-Detectable levels. ESI restored the property with soil, seed, and hay. Visible traces cleaned. Spill report can be closed.-KAH
C07-302-532	Kenneth A. Hynes	Oct 29 2007 07:30AM	Oct 29 2007 07:32AM	Billings	34 Hopmeadow St.	Lincoln Ln	Simsbury	CT	YES	Oct 29 2007 07:30AM	Simsbury AWC	Transformer	50	Pole		15		Non-PCB by Label or MFR Nameplate - MFR<2ppm		0	Pavement		None	Human Error		Fair	speedy dri; absorbant material	Oct 29 2007 12:14PM	While a forklift operator was moving a transformer on a pallet over a hydraulic lift platform, the platform did not catch both support levers and buckled from the forklifts weight. The unit shifted and dropped horizontally onto the pallet causing the transformer to release approximately 15 gallons of <2 per nameplate oil to pavement. Local crews responded to perform the cleanup. Two drums of debris were generated. Visible traces cleaned. Spill report can be closed.-KAH
C06-050-763	Kenneth A. Hynes	Feb 19 2006 09:00AM	Feb 19 2006 10:11AM	Billings	34 Hopmeadow St.	Lincoln Ln.	Simsbury	CT	YES	Feb 19 2006 09:00AM	AWC	Diesel			Diesel	30					Lawn, Other	Snow-making Compressor	None	Equipment Failure		Fair	pads speedy dry	Feb 19 2006 10:16AM	Compressor used for snow-making (for Special Olympics) released approx. 60 gal. of diesel fuel to the inside of compressor and the lawn beneath. ESI responded, vacuumed fuel from inside compressor (35 gal.), and removed 73 yds of contaminated soil. Excavation is approx 12 x15 x10 deep and will be left barricaded and open tonight. Water was encountered at 9.5 . 4 - 10 recovery wells will be installed on Monday, and the hole backfilled. -RTM Corporate Environmental Management performed groundwatersampling on 3/3/06 from the two temporary monitoring wells. Although there were a number of detections of petroleum related constituents in both wells, there was only one exceedence for benzene above the CT RSR GA Ground Water Protection Criteria in thesouthern well, at a concentration of 1.2 ug/l. The CT RSR GA standard (and laboratory detection limit) for benzene is 1 ug/l.-KAH

Table 3
Connecticut Light & Power
Simsbury AWC Reported Spills (Search Period: 1994 - 2017)
34 Hopmeadow Street
Simsbury, Connecticut

Spill Report ID#	Responding EC	Spill Discovered Date and Time	Spill Reported Date and Time	Dispatcher	Street	Nearest Cross Street	Town	State	Spill Contained?	Contained Date and Time	Pole/Vault# or S/S	Equipment	Size	Type	Other Spill Type	Quantity (Gallons)	<1 Gal or Trace	PCB Content	Field Test	Oil (PPM)	Spill Onto	Other Spill	Waterways Affected	Spill Cause	Cause Desc (if Other)	Weather	How was spill contained?	Date & Time	Narrative
(page 5 of 5)																													
C06-163-885	Kenneth A. Hynes	Jun 12 2006 07:40AM	Jun 12 2006 07:42AM	G BASSOS	34 Hopmeadow St.	Lincoln Ln	Simsbury	CT	YES	Jun 12 2006 07:40AM	AWC	Hydraulic Oil			Hydraulic Oil	10					Pavement		None	Equipment Failure		Fair	Speedy dri	Jun 14 2006 09:38AM	While picking up a pole in the Simsbury AWC yard, a hydraulic hose burst causing a spill of 10 gallons to pavement. Local crews contained the spill with speedy dri and clean visible traces from the pavement. Three drums of debris/oil were generated. Spill report can be closed.-KAH
C05-078-065	Kenneth A. Hynes	Mar 19 2005 03:30PM	Mar 19 2005 06:07PM	Scott Shultz	34 Hopmeadow St.	Lincoln Lane	Simsbury	CT	YES	Mar 19 2005 03:30PM	AWC Parking Lot	Motor Oil			Motor Oil	0.12					Pavement		None	Equipment Failure		Fair	Small spill contained on flat pavement, not going anywhere.	Mar 19 2005 11:40PM	Truck 41019 leaked less than 1 pint of motor oil onto parking lot pavement at the Simsbury AWC. Garage mechanic performed cleanup. CRJ Visible traces were cleaned. Spill report can be closed. -KAH
C06-145-378	Kenneth A. Hynes	May 25 2006 04:40PM	May 25 2006 04:45PM	G Bassos	34 Hopmeadow St.	Lincoln Ln	Simsbury	CT	YES	May 25 2006 04:40PM	AWC Yard	Bio-Diesel			Bio-Diesel	5					Pavement		None	Human Error		Fair	contained to area of spill / per bob goule	May 26 2006 04:00PM	An NU Contractor (Superior Fueling) which refuels line trucks, was refueling a vehicle with bio-diesel when the nozzle overflowed the tank and released 5 gallons onto pavement. The contractor utilized their own in house environmental contractor to perform the spill clean up duties. CMP The on call EC inspected site and determined that additional clean up would be required. ESI was called to perform the second clean up. ESI arrived on site with a 2 man spill team and began clean up by applying siteEnviro-Logic Bio-Cleaner, simple green and speedy-dry. The clean up generated 1 drum of Oily Debris and will be delivered to Berlin CMS on 5/30/06. Local EC reviewed site noting cleanup of visible traces. Spill report can be closed.-KAH

TABLE 4
SUMMARY OF SOIL ANALYTICAL DATA - AOPEC-3A
FORMER SIMSBURY AREA WORK CENTER
SIMSBURY, CT

AOPEC #	REMEDIATION STANDARD REGULATIONS[1]			3A	
SAMPLE ID				B314	B315
SAMPLE DEPTH (feet below ground surface)				11-13	11-13
DATE SAMPLED				4/19/17	4/19/17
WORK ORDER NO.	RES DEC	I/C DEC	GA PMC[3]	17D0857	17D0857
PARAMETER[2] (Units)					
Volatile Organic Compounds by EPA method 8260 (mg/kg)	CS	CS	CS	ND	ND
Semivolatile Organic Compounds by EPA method 8270 (mg/kg)	CS	CS	CS	ND	ND
Extractable Total Petroleum Hydrocarbons by CT method (mg/kg)	500	2,500	500	<11	<11
Total Solids (%)	NE	NE	NE	94.5	95.1

NOTES:
1. Analytical results compared to Connecticut Remediation Standard Regulations (January 1996; revised February 16, 2021).
2. Only compounds that were detected are provided in this table. For a complete list of analytes refer to laboratory report.
3. Site lcoated in a GA PMC area.

-- = Not Applicable
mg/kg = milligrams per kilogram
=exceeds one or more RSR Criteria
BOLD = Compound Detected at That Concentration
BRL = Below Laboratory Reporting Limit (RL value varies by compound)
BRL># = Below Laboratory Reporting Limit (Reporting Limit Provided)
NE = Not Established
CS = Compound Specific
RES DEC = Residential Direct Exposure Criteria
I/C DEC = Industrial/Commercial Direct Exposure Criteria
GA PMC = GA Pollutant Mobility Criteria

TABLE 5
SUMMARY OF GROUNDWATER ANALYTICAL DATA - AOPEC-3A
FORMER SIMSBURY AREA WORK CENTER
SIMSBURY, CT

AOPEC #	REMEDIATION STANDARD REGULATIONS[1]				3A
SAMPLE ID					MW-A1R1
DATE SAMPLED					10/8/01
WORK ORDER NO.					01100483
RSR CRITERIA	GWPC[3]	SWPC	RES VC	I/C VC	
PARAMETER[2] (Units)					
Volatile Organic Compounds by EPA method 8260 (µg/l)	CS	CS	CS	CS	BRL
Semivolatile Organic Compounds by EPA method 8270 (mg/l)	CS	CS	NE	NE	BRL
Polycyclic Aromatic Hydrocarbons by EPA method 8270 (mg/l)	CS	CS	NE	NE	NT
Extractable Total Petroleum Hydrocarbons by CT method (mg/l)	0.25	0.25*	NE	NE	BRL>0.10

NOTES:
1. Analytical results compared to Connecticut Remediation Standard Regulations (January 1996; revised February 16, 2021).
2. Only compounds that were detected are provided in this table. For a complete list of analytes refer to laboratory reports.
3. Site lcoated in a GA PMC area.

* These criteria are available through the submission and approval of a Request for Approval of Criteria for Additional Polluting Substances and Cetrtain Alternative Criteria Form.

mg/l = milligrams per liter
µg/l = microgram per liter
BOLD = Compound Detected at That Concentration
BRL = Below Laboratory Reporting Limit (RL value varies by compound)
BRL>## = Below Laboratory Reporting Limit (Reporting Limit Provided)
CS = Compound Specific
NT = Not Tested
NE = Not Established by CTDEEP
GWPC = Groundwater Protection Criteria
SWPC = Surface Water Protection Criteria
RES VOL = Residential Volatilization Criteria
I/C VOL = Industrial/Commercial Volatilization Criteria

= exceeds one or more RSR criteria

APPENDIX A

Water Quality Classifications – Simsbury, CT

WATER QUALITY CLASSIFICATIONS SIMSBURY, CT

SURFACE WATER QUALITY CLASSES

A	A
AA	AA
B, B*	B, B*
SA	SA
SB	SB

NOTES:
Surface Water Classifications beginning with S refer to Coastal and Marine Surface Water.
B* is a subset of Class B where no direct wastewater discharges are allowed other than those consistent with Class AA, A and SA surface waters.

GROUND WATER QUALITY CLASSES

GA (white background)
GAA, GAAs
GA, GAA may not meet current standards
GB
GC
Area of Contribution to Public Supply Well
Final Aquifer Protection Area (Level A)
Major Basin Boundary

EXPLANATION

WATER QUALITY CLASSIFICATIONS (WQC) MAPS are one of the elements of the Water Quality Standards (WQS) for the State of Connecticut. The WQS are a part of Connecticut's clean water program and are essential for protecting and improving water quality. The WQS follow the principles of Connecticut's Clean Water Act which is in Chapter 446K of the Connecticut General Statutes. The WQS provide policy guidance in many areas, for example decisions on acceptable discharges to water resources, siting of landfills, remediation or prioritization of municipal sewerage system projects. The first two elements of the WQS are the Standards, which set an overall policy for management of water quality, and the Criteria, which are descriptive and numerical standards that describe the allowable parameters and goals for various water quality classifications. A discussion of these two elements is found in the Water Quality Standards document available on the CT DEEP website. The third element is the Classifications and the Water Quality Classification Maps which show the Classification assigned to each surface and groundwater resource throughout the State. The WQS are adopted using a public participation process. The WQC maps are also adopted using a public participation process but go through hearings separately from the Standards and Criteria hearings. Revision and adoption of the WQC data occurs in accordance with the public participation procedures contained in Section 22a-42a of the Connecticut General Statutes. Ground WQC is subject to Connecticut regulation and changes must be reviewed and adopted. All changes to the Surface WQC require an adoption process which is subject to federal review and approval in addition to CT regulation. The adoption dates for the WQC by major drainage basin are: Housatonic River, Hudson River and Southwest Coastal Basins - March 1999; Connecticut River and South Central Coastal Basins - February 1993; Thames River, Pawcatuck River and Southeast Coastal Basins - December 1986. Surface Water Classifications do not change after the adoption date until the next major revision. Ground Water Classifications may change after the adoption date under specific circumstances. The map may have more than one WQC adoption date because a town may be in more than one major drainage basin.

SURFACE WATERS in Connecticut are divided into freshwater classified as AA, A, B or B* and saline waters classified as SA or SB. Class AA designated uses are existing or proposed drinking water supplies; habitat for fish and other aquatic life and wildlife; recreation; and water supply for industry and agriculture. Class A designated uses are habitat for fish and other aquatic life and wildlife; potential drinking water supplies; recreation; navigation; and water supply for industry and agriculture. Class SA designated uses are habitat for marine fish, other aquatic life and wildlife; shellfish harvesting for direct human consumption; recreation; navigation; and industrial and agricultural water supply. Class B designated uses are habitat for fish and aquatic life and wildlife; recreation; navigation; and industrial and agricultural water supply. Class B*, applicable to Candlewood Lake, is a subset of Class B and is identical in all ways to the designated uses, criteria and standards for Class B waters except for the restriction on direct discharges. Class SB designated uses are habitat for marine fish and aquatic life and wildlife; commercial shellfish harvesting; recreation; industrial water supply; and navigation.

Surface waters which are not specifically classified shall be considered as Class A or Class AA. Surface waters in GA ground water areas are assumed Class A or Class SA unless otherwise indicated. Surface waters in GAA ground water areas are assumed Class AA unless otherwise indicated.

On the WQC map a surface water quality goal of A is represented by blue colored water bodies. Surface water quality goal of AA is represented by purple colored water bodies. Surface water quality goal of B is represented by gold colored water bodies.

GROUND WATERS in Connecticut are classified as GAA, GA, GB and GC. Class GAA designated uses are existing or potential public supply of water suitable for drinking without treatment and baseflow for hydraulically-connected surface water bodies. The Class GAAs is a subclass of GAA for ground water that is tributary to a public water supply reservoir. The area of contribution to a public water supply well is represented by a 500-foot radius around the well and is assumed to be Class GAA unless otherwise classified. Class GA designated uses are existing private and potential public or private supplies of water suitable for drinking without treatment and baseflow for hydraulically-connected surface water bodies. All ground waters not specifically classified are considered as Class GA. Class GB designated uses are industrial process water and cooling waters and baseflow for hydraulically-connected water bodies and is presumed not suitable for human consumption without treatment. Class GC designated uses are assimilation of discharges authorized by the Commissioner pursuant to Section 22a-430 of the General Statutes.

On the WQC map GA is represented by white colored land areas. Class GAA and class GAAs are represented by blue colored land areas. The area of contribution to a public water supply well is shown by a blue cross-hatch overprint. A notation of GAA followed by a state abbreviation indicates a watershed that contributes to the public water supply for a state other than Connecticut. Class GA or Class GAA areas that currently may not be meeting the GA or GAA standards are represented on the WQC maps by tan colored land areas. Class GB is represented by green colored land areas. Class GC is represented by magenta colored land areas.

FINAL AQUIFER PROTECTION AREAS (Level A) are included on the WQC maps for informational purposes. These areas are anticipated to be reclassified GAA during the next major basin updates, subject to public participation. The Aquifer Protection Program helps protect Connecticut's public drinking water resources by delineating aquifer protection areas (also called wellhead protection areas) for public supply wells and establishing land use regulations within these areas. These areas represent the land area contributing ground water to active public water supply wells or well fields that serve more than 1000 people and are set in sand and gravel aquifers (stratified drift deposits).

DATA SOURCES

WATER QUALITY CLASSIFICATIONS DATA – Water quality classifications shown on this map are based on information from the following digital spatial datasets that are typically shown together – Ground Water Quality Classifications Poly, Surface Water Quality Classifications Line, and Surface Water Quality Classifications Poly. The map legend above reflects the content of these three data sources. These WQC data were initially compiled on 1:24,000-scale 7.5 minute USGS topographic quadrangle maps and later digitized at 1:24,000 scale. For example, the Surface Water Quality Classifications Line and Surface Water Quality Classifications Poly digital data assigns surface water quality classifications to water bodies such as rivers, streams, reservoirs, lakes, ponds and coves found in 1:24,000-scale hydrography data available from CT DEEP. The hydrography may not include all the waterbodies in Connecticut. The Ground Water Quality Classifications Poly data assigns ground water quality classifications, at 1:24,000 scale, to the remaining land areas in Connecticut.

AQUIFER PROTECTION AREA DATA – Aquifer Protection Areas shown on this map are from the Aquifer Protection Area digital dataset which contains polygon data intended to be used at 1:24,000 scale. The dataset contains regulated areas classified as Level A Aquifer Protection Area (Final) and Level B Aquifer Protection Area (Preliminary). The Level B areas are not shown on the WQC maps. The data was collected from 1991 to the present and is actively updated as Final area mapping replaces earlier Preliminary areas. The Aquifer Protection Areas are delineated by the individual water companies owning the well fields and submitted to the CT DEEP for approval. Preliminary mapping provides a general estimate of the area contributing ground water to the well field. Final mapping is based on extensive, site-specific, detailed modeling of the ground water flow system. CT DEEP may adjust Final area boundaries to be consistent with 1:24,000 scale topography and base map data where appropriate during the approval process.

MAJOR DRAINAGE BASIN DATA – Major drainage basins shown on this map are from Major Basin Line data developed by CT DEEP and intended to be used at 1:24,000 scale.

BASE MAP DATA - Based on data originally from 1:24,000-scale USGS 7.5 minute topographic quadrangle maps published between 1969 and 1992. It includes political boundaries, railroads, airports, hydrography, geographic names and geographic places. Streets and street names are from Tele Atlas® copyrighted data. Base map information is neither current nor complete.

RELATED INFORMATION
This map is intended to be printed at its original dimensions in order to maintain the 1:24,000 scale (1 inch = 2000 feet).
WATER QUALITY STANDARDS - Go to the CT DEEP website for a summary and the full text of the "Water Quality Standards" and for other information on water quality.
AQUIFER PROTECTION AREAS - Go to the CT DEEP website for more information.

ADOPTED DATES

Water Quality Standards
February 25, 2011

Thames River, Pawcatuck River and Southeast Coastal Basins: December 1986

Connecticut River and South Central Coastal Basins: February 1993

Housatonic River, Hudson River and Southwest Coastal Basins: March 1999

MAJOR BASINS
1 Pawcatuck
2 Southeast Coast
3 Thames
4 Connecticut
5 South Central Coast
6 Housatonic
7 Southwest Coast
8 Hudson

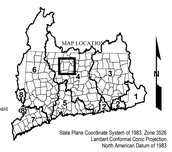

State Plane Coordinate System of 1983, Zone 3526
Lambert Conformal Conic Projection
North American Datum of 1983

1 0.5 0 1 Miles
1000 0 1000 2000 3000 4000 5000 6000 7000 Feet
1 0.5 0 1 Kilometers

SCALE 1:24,000 (1 inch = 2000 feet) when map is printed at original size

STATE OF CONNECTICUT
DEPARTMENT OF
ENERGY & ENVIRONMENTAL PROTECTION
79 Elm Street
Hartford, CT 06106-5127

Map created by CT DEEP
November 2015

Map is not colorfast
Protect from light and moisture

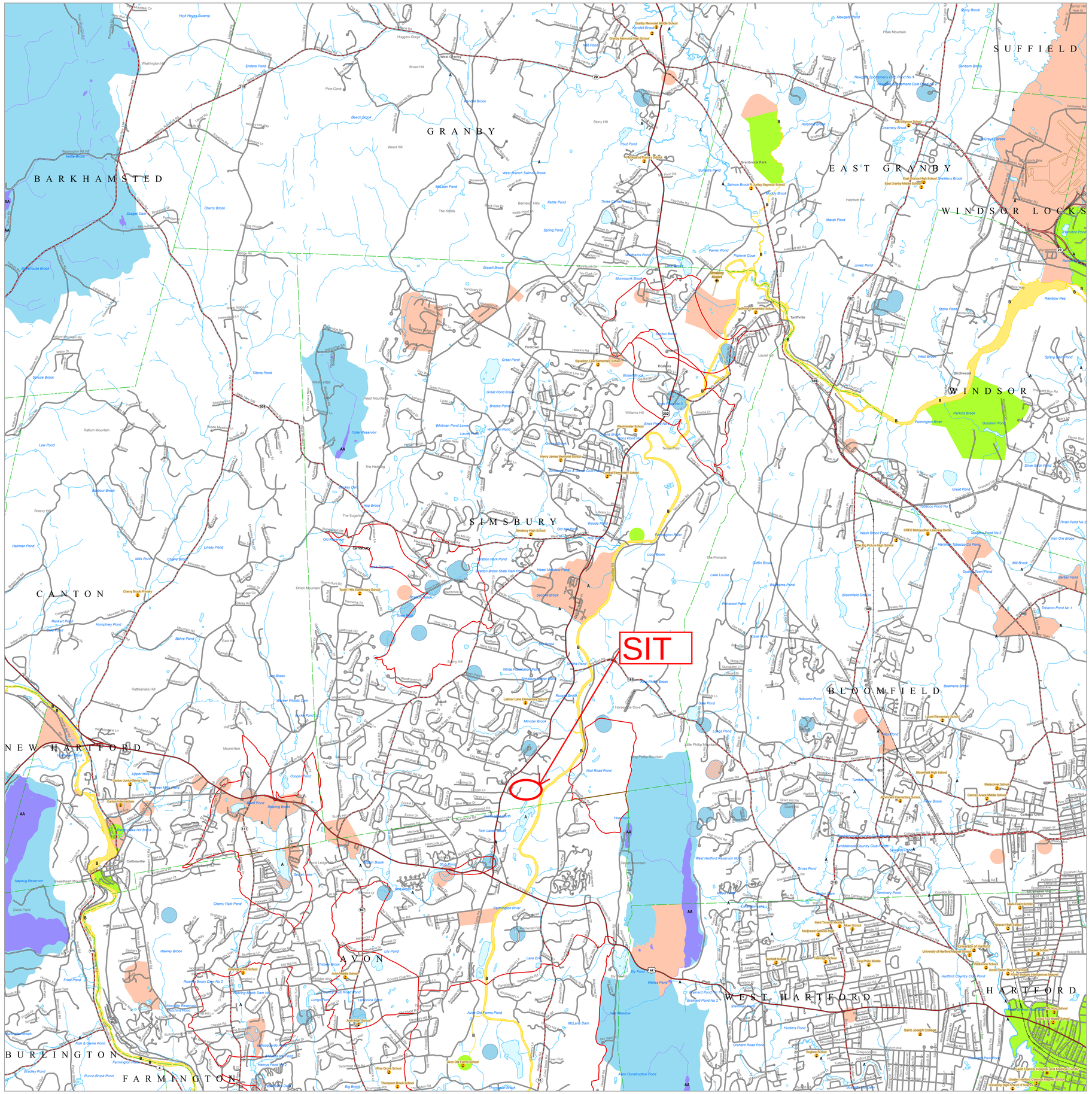

APPENDIX B

Boring Logs

Weston & Sampson℠

GEOPROBE BORING LOG

Client	Eversource Energy	Boring No.:	B314
Project Name:	Simsbury AWC	Sheet	1 of 1
Project Address:	34 Hopmeadow Street	Project No.	2170111
	Simsbury, CT	Checked By:	J. Willson

Driller Info.		*Project Info.*		*Subsurface*	
BORING Co.	Cummins Envirotech	WSE Geologist	Will Sirotnak	Depth to Water (ft)	12
FOREMAN	Bobby Miller	Date	4/19/2017	Refusal	No
DRILL RIG	Geoprobe 7822	Start Time	1005	Well Installed	No
SAMPLER	5' MacroCore	End Time	1020	Screen Interval	--

CORE STATS				SAMPLE DESCRIPTION					
Depth	Penetration (inches)	Recovery (inches)	Depth (feet)	PID (ppm)	Measure-ment	Moisture	Lithology (Modified Burmister)	Notes	Sample Details
	60	28	0-5	0.0	11"	Dry	Brown medium SILT, little Sand		
				0.0	17"	Dry	Brown fine to medium SAND		
5	60	49	5-10	0.0	49"	Dry	Brown medium SAND		
10	60	50	10-15	0.0	20"	Dry	Brown medium SAND		
				0.0	30"	Damp	Brown medium SAND		11-13'
15							END OF BORING 15'		
20									
25									
30									
35									

NOTES:

1. Stratification lines represent approximate boundaries between soil types.
2. Water level readings have been made in the drill holes at times and under conditions stated on this boring log. Fluctuations in the level of groundwater may occur due to other factors than those present at the time measurements are made.

Weston & Sampson℠

GEOPROBE BORING LOG

Client	Eversource Energy	Boring No.:	B315
Project Name:	Simsbury AWC	Sheet	1 of 1
Project Address:	34 Hopmeadow Street	Project No.	2170111
	Simsbury, CT	Checked By:	J. Willson

Driller Info.		*Project Info.*		*Subsurface*	
BORING Co.	Cummins Envirotech	WSE Geologist	Will Sirotnak	Depth to Water (ft)	12
FOREMAN	Bobby Miller	Date	4/19/2017	Refusal	No
DRILL RIG	Geoprobe 7822	Start Time	1025	Well Installed	No
SAMPLER	5' MacroCore	End Time	1035	Screen Interval	--

CORE STATS				SAMPLE DESCRIPTION					
Depth	Penetration (inches)	Recovery (inches)	Depth (feet)	PID (ppm)	Measure-ment	Moisture	Lithology (Modified Burmister)	Notes	Sample Details
	60	45	0-5	0.0	23"	Dry	Brown medium SILT, little Sand and Gravel		
				0.0	22"	Dry	Brown medium SAND, little Gravel		
5	60	48	5-10	0.0	29"	Dry	Brown medium SAND, little Gravel		
				0.0	19"	Dry	Brown fine SAND		
10	60	50	10-15	0.0	50"	Damp	Brown medium SAND, little Gravel		11-13'
15							END OF BORING 15'		
20									
25									
30									
35									

NOTES:

1. Stratification lines represent approximate boundaries between soil types.
2. Water level readings have been made in the drill holes at times and under conditions stated on this boring log. Fluctuations in the level of groundwater may occur due to other factors than those present at the time measurements are made.

APPENDIX C

Laboratory Analytical Data

con-test® ANALYTICAL LABORATORY
39 Spruce Street * East Longmeadow, MA 01028 * FAX 413/525-6405 * TEL. 413/525-2332

April 26, 2017

Jeff Willson
Weston & Sampson
273 Dividend Road
Rocky Hill, CT 06067

Project Location: Simsbury, CT
Client Job Number:
Project Number: [none]
Laboratory Work Order Number: 17D0857

Enclosed are results of analyses for samples received by the laboratory on April 19, 2017. If you have any questions concerning this report, please feel free to contact me.

Sincerely,



James M. Georgantas
Project Manager

Table of Contents

Sample Summary 4

Case Narrative 5

Sample Results 7

17D0857-01 7

17D0857-02 12

17D0857-03 18

17D0857-04 24

17D0857-05 29

17D0857-06 31

17D0857-07 33

17D0857-08 37

17D0857-09 41

17D0857-10 45

Sample Preparation Information 49

QC Data 50

Volatile Organic Compounds by GC/MS 50

B174972 50

Semivolatile Organic Compounds by GC/MS 53

B174951 53

Polychlorinated Biphenyls with 3540 Soxhlet Extraction 58

B174898 58

Petroleum Hydrocarbons Analyses 60

B174952 60

Conventional Chemistry Parameters by EPA/APHA/SW-846 Methods (Total) 61

B174919 61

Table of Contents (continued)

Dual Column RPD Report 62

Flag/Qualifier Summary 66

Certifications 67

Chain of Custody/Sample Receipt 71

con-test® ANALYTICAL LABORATORY
39 Spruce Street * East Longmeadow, MA 01028 * FAX 413/525-6405 * TEL. 413/525-2332

Weston & Sampson
273 Dividend Road
Rocky Hill, CT 06067
ATTN: Jeff Willson

REPORT DATE: 4/26/2017

PURCHASE ORDER NUMBER:

PROJECT NUMBER: [none]

ANALYTICAL SUMMARY

WORK ORDER NUMBER: 17D0857

The results of analyses performed on the following samples submitted to the CON-TEST Analytical Laboratory are found in this report.

PROJECT LOCATION: Simsbury, CT

FIELD SAMPLE #	LAB ID:	MATRIX	SAMPLE DESCRIPTION	TEST	SUB LAB
B313	17D0857-01	Soil		CTDEP ETPH	
				SM 2540G	
				SW-846 8082A	
				SW-846 8260C	
B314	17D0857-02	Soil		CTDEP ETPH	
				SM 2540G	
				SW-846 8260C	
				SW-846 8270D	
B315	17D0857-03	Soil		CTDEP ETPH	
				SM 2540G	
				SW-846 8260C	
				SW-846 8270D	
B316	17D0857-04	Soil		CTDEP ETPH	
				SM 2540G	
				SW-846 8082A	
				SW-846 8260C	
B317	17D0857-05	Soil		CTDEP ETPH	
				SM 2540G	
B318	17D0857-06	Soil		CTDEP ETPH	
				SM 2540G	
B319	17D0857-07	Soil		CTDEP ETPH	
				SM 2540G	
				SW-846 8260C	
B320	17D0857-08	Soil		CTDEP ETPH	
				SM 2540G	
				SW-846 8260C	
B321	17D0857-09	Soil		CTDEP ETPH	
				SM 2540G	
				SW-846 8260C	
B322	17D0857-10	Soil		CTDEP ETPH	
				SM 2540G	
				SW-846 8260C	

con-test® ANALYTICAL LABORATORY
39 Spruce Street * East Longmeadow, MA 01028 * FAX 413/525-6405 * TEL. 413/525-2332

CASE NARRATIVE SUMMARY

All reported results are within defined laboratory quality control objectives unless listed below or otherwise qualified in this report.

CTDEP ETPH

Qualifications:

S-01

The surrogate recovery for this sample is not available due to sample dilution below the surrogate reporting limit required from high analyte concentration and/or matrix interferences.

Analyte & Samples(s) Qualified:

o-Terphenyl
17D0857-09[B321]

SW-846 8260C

Qualifications:

V-16

Response factor is less than method specified minimum acceptable value. Reduced precision and accuracy may be associated with reported result.

Analyte & Samples(s) Qualified:

Tetrahydrofuran
17D0857-01[B313], 17D0857-02[B314], 17D0857-03[B315], 17D0857-04[B316], 17D0857-07[B319], 17D0857-08[B320], 17D0857-09[B321], 17D0857-10[B322], B174972-BLK1, B174972-BS1

SW-846 8270D

Qualifications:

L-04

Laboratory fortified blank/laboratory control sample recovery and duplicate recovery are outside of control limits. Reported value for this compound is likely to be biased on the low side.

Analyte & Samples(s) Qualified:

4-Chloroaniline
17D0857-02[B314], 17D0857-03[B315], B174951-BLK1, B174951-BS1, B174951-BSD1

V-05

Continuing calibration did not meet method specifications and was biased on the low side for this compound. Increased uncertainty is associated with the reported value which is likely to be biased on the low side.

Analyte & Samples(s) Qualified:

Hexachlorocyclopentadiene
17D0857-02[B314], 17D0857-03[B315], B174951-BLK1, B174951-BS1, B174951-BSD1

V-16

Response factor is less than method specified minimum acceptable value. Reduced precision and accuracy may be associated with reported result.

Analyte & Samples(s) Qualified:

Pentachloronitrobenzene
17D0857-02[B314], 17D0857-03[B315], B174951-BLK1, B174951-BS1, B174951-BSD1

V-20

Continuing calibration did not meet method specifications and was biased on the high side. Data validation is not affected since sample result was "not detected" for this compound.

Analyte & Samples(s) Qualified:

N-Nitrosodi-n-propylamine
B174951-BLK1, B174951-BS1, B174951-BSD1

39 Spruce Street * East Longmeadow, MA 01028 * FAX 413/525-6405 * TEL. 413/525-2332

SW-846 8270D

The LCS sample recoveries for required RCP 8270 compounds were all within control limits specified by the method, 40-140% for base/neutrals and 30-130% for acids except for "difficult analytes" listed below and/or otherwise listed in this narrative: Difficult analytes for soil - limits between 10 and 180% depending on the compound (see QC summary for limits): 3,3'-Dichlorobenzidine, Pyridine, Aniline, 4-Chloroaniline, 3-Nitroaniline, and n-Nitrosodiphenylamine.

All reporting limits specified on the chain-of-custody were met, except for Pyridine, 1,2,4,5-Tetrachlorobenzene and Pentachloronitrobenzene for the most protective criteria since the laboratory cannot achieve the required RCP calibration criteria at these levels unless otherwise listed in this narrative.

The results of analyses reported only relate to samples submitted to the Con-Test Analytical Laboratory for testing.
I certify that the analyses listed above, unless specifically listed as subcontracted, if any, were performed under my direction according to the approved methodologies listed in this document, and that based upon my inquiry of those individuals immediately responsible for obtaining the information, the material contained in this report is, to the best of my knowledge and belief, accurate and complete.

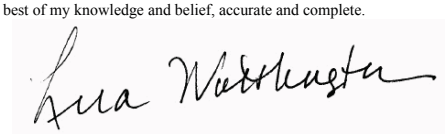

Lisa A. Worthington
Project Manager

con-test® ANALYTICAL LABORATORY
39 Spruce Street * East Longmeadow, MA 01028 * FAX 413/525-6405 * TEL. 413/525-2332

Project Location: Simsbury, CT | Sample Description: | Work Order: 17D0857
Date Received: 4/19/2017
Field Sample #: B313 | Sampled: 4/19/2017 09:40
Sample ID: 17D0857-01
Sample Matrix: Soil

Volatile Organic Compounds by GC/MS

Analyte	Results	RL	Units	Dilution	Flag/Qual	Method	Date Prepared	Date/Time Analyzed	Analyst
Acetone	ND	0.096	mg/Kg dry	1		SW-846 8260C	4/20/17	4/20/17 8:21	MFF
Acrylonitrile	ND	0.0057	mg/Kg dry	1		SW-846 8260C	4/20/17	4/20/17 8:21	MFF
Benzene	ND	0.0019	mg/Kg dry	1		SW-846 8260C	4/20/17	4/20/17 8:21	MFF
Bromobenzene	ND	0.0019	mg/Kg dry	1		SW-846 8260C	4/20/17	4/20/17 8:21	MFF
Bromodichloromethane	ND	0.0019	mg/Kg dry	1		SW-846 8260C	4/20/17	4/20/17 8:21	MFF
Bromoform	ND	0.0019	mg/Kg dry	1		SW-846 8260C	4/20/17	4/20/17 8:21	MFF
Bromomethane	ND	0.0096	mg/Kg dry	1		SW-846 8260C	4/20/17	4/20/17 8:21	MFF
2-Butanone (MEK)	ND	0.038	mg/Kg dry	1		SW-846 8260C	4/20/17	4/20/17 8:21	MFF
n-Butylbenzene	ND	0.0019	mg/Kg dry	1		SW-846 8260C	4/20/17	4/20/17 8:21	MFF
sec-Butylbenzene	ND	0.0019	mg/Kg dry	1		SW-846 8260C	4/20/17	4/20/17 8:21	MFF
tert-Butylbenzene	ND	0.0019	mg/Kg dry	1		SW-846 8260C	4/20/17	4/20/17 8:21	MFF
Carbon Disulfide	ND	0.0057	mg/Kg dry	1		SW-846 8260C	4/20/17	4/20/17 8:21	MFF
Carbon Tetrachloride	ND	0.0019	mg/Kg dry	1		SW-846 8260C	4/20/17	4/20/17 8:21	MFF
Chlorobenzene	ND	0.0019	mg/Kg dry	1		SW-846 8260C	4/20/17	4/20/17 8:21	MFF
Chlorodibromomethane	ND	0.00096	mg/Kg dry	1		SW-846 8260C	4/20/17	4/20/17 8:21	MFF
Chloroethane	ND	0.019	mg/Kg dry	1		SW-846 8260C	4/20/17	4/20/17 8:21	MFF
Chloroform	ND	0.0038	mg/Kg dry	1		SW-846 8260C	4/20/17	4/20/17 8:21	MFF
Chloromethane	ND	0.0096	mg/Kg dry	1		SW-846 8260C	4/20/17	4/20/17 8:21	MFF
2-Chlorotoluene	ND	0.0019	mg/Kg dry	1		SW-846 8260C	4/20/17	4/20/17 8:21	MFF
4-Chlorotoluene	ND	0.0019	mg/Kg dry	1		SW-846 8260C	4/20/17	4/20/17 8:21	MFF
1,2-Dibromo-3-chloropropane (DBCP)	ND	0.0019	mg/Kg dry	1		SW-846 8260C	4/20/17	4/20/17 8:21	MFF
1,2-Dibromoethane (EDB)	ND	0.00096	mg/Kg dry	1		SW-846 8260C	4/20/17	4/20/17 8:21	MFF
Dibromomethane	ND	0.0019	mg/Kg dry	1		SW-846 8260C	4/20/17	4/20/17 8:21	MFF
1,2-Dichlorobenzene	ND	0.0019	mg/Kg dry	1		SW-846 8260C	4/20/17	4/20/17 8:21	MFF
1,3-Dichlorobenzene	ND	0.0019	mg/Kg dry	1		SW-846 8260C	4/20/17	4/20/17 8:21	MFF
1,4-Dichlorobenzene	ND	0.0019	mg/Kg dry	1		SW-846 8260C	4/20/17	4/20/17 8:21	MFF
trans-1,4-Dichloro-2-butene	ND	0.0038	mg/Kg dry	1		SW-846 8260C	4/20/17	4/20/17 8:21	MFF
Dichlorodifluoromethane (Freon 12)	ND	0.019	mg/Kg dry	1		SW-846 8260C	4/20/17	4/20/17 8:21	MFF
1,1-Dichloroethane	ND	0.0019	mg/Kg dry	1		SW-846 8260C	4/20/17	4/20/17 8:21	MFF
1,2-Dichloroethane	ND	0.0019	mg/Kg dry	1		SW-846 8260C	4/20/17	4/20/17 8:21	MFF
1,1-Dichloroethylene	ND	0.0038	mg/Kg dry	1		SW-846 8260C	4/20/17	4/20/17 8:21	MFF
cis-1,2-Dichloroethylene	ND	0.0019	mg/Kg dry	1		SW-846 8260C	4/20/17	4/20/17 8:21	MFF
trans-1,2-Dichloroethylene	ND	0.0019	mg/Kg dry	1		SW-846 8260C	4/20/17	4/20/17 8:21	MFF
1,2-Dichloropropane	ND	0.0019	mg/Kg dry	1		SW-846 8260C	4/20/17	4/20/17 8:21	MFF
1,3-Dichloropropane	ND	0.00096	mg/Kg dry	1		SW-846 8260C	4/20/17	4/20/17 8:21	MFF
2,2-Dichloropropane	ND	0.0019	mg/Kg dry	1		SW-846 8260C	4/20/17	4/20/17 8:21	MFF
1,1-Dichloropropene	ND	0.0019	mg/Kg dry	1		SW-846 8260C	4/20/17	4/20/17 8:21	MFF
cis-1,3-Dichloropropene	ND	0.00096	mg/Kg dry	1		SW-846 8260C	4/20/17	4/20/17 8:21	MFF
trans-1,3-Dichloropropene	ND	0.00096	mg/Kg dry	1		SW-846 8260C	4/20/17	4/20/17 8:21	MFF
Ethylbenzene	ND	0.0019	mg/Kg dry	1		SW-846 8260C	4/20/17	4/20/17 8:21	MFF
Hexachlorobutadiene	ND	0.0019	mg/Kg dry	1		SW-846 8260C	4/20/17	4/20/17 8:21	MFF
2-Hexanone (MBK)	ND	0.019	mg/Kg dry	1		SW-846 8260C	4/20/17	4/20/17 8:21	MFF
Isopropylbenzene (Cumene)	ND	0.0019	mg/Kg dry	1		SW-846 8260C	4/20/17	4/20/17 8:21	MFF
p-Isopropyltoluene (p-Cymene)	ND	0.0019	mg/Kg dry	1		SW-846 8260C	4/20/17	4/20/17 8:21	MFF

con-test® ANALYTICAL LABORATORY
39 Spruce Street * East Longmeadow, MA 01028 * FAX 413/525-6405 * TEL. 413/525-2332

Project Location: Simsbury, CT | Sample Description: | Work Order: 17D0857

Date Received: 4/19/2017

Field Sample #: B313 | Sampled: 4/19/2017 09:40

Sample ID: 17D0857-01

Sample Matrix: Soil

Volatile Organic Compounds by GC/MS

Analyte	Results	RL	Units	Dilution	Flag/Qual	Method	Date Prepared	Date/Time Analyzed	Analyst
Methyl tert-Butyl Ether (MTBE)	ND	0.0038	mg/Kg dry	1		SW-846 8260C	4/20/17	4/20/17 8:21	MFF
Methylene Chloride	ND	0.019	mg/Kg dry	1		SW-846 8260C	4/20/17	4/20/17 8:21	MFF
4-Methyl-2-pentanone (MIBK)	ND	0.019	mg/Kg dry	1		SW-846 8260C	4/20/17	4/20/17 8:21	MFF
Naphthalene	ND	0.0038	mg/Kg dry	1		SW-846 8260C	4/20/17	4/20/17 8:21	MFF
n-Propylbenzene	ND	0.0019	mg/Kg dry	1		SW-846 8260C	4/20/17	4/20/17 8:21	MFF
Styrene	ND	0.0019	mg/Kg dry	1		SW-846 8260C	4/20/17	4/20/17 8:21	MFF
1,1,1,2-Tetrachloroethane	ND	0.0019	mg/Kg dry	1		SW-846 8260C	4/20/17	4/20/17 8:21	MFF
1,1,2,2-Tetrachloroethane	ND	0.0038	mg/Kg dry	1		SW-846 8260C	4/20/17	4/20/17 8:21	MFF
Tetrachloroethylene	ND	0.0019	mg/Kg dry	1		SW-846 8260C	4/20/17	4/20/17 8:21	MFF
Tetrahydrofuran	ND	0.0096	mg/Kg dry	1	V-16	SW-846 8260C	4/20/17	4/20/17 8:21	MFF
Toluene	ND	0.0019	mg/Kg dry	1		SW-846 8260C	4/20/17	4/20/17 8:21	MFF
1,2,3-Trichlorobenzene	ND	0.0019	mg/Kg dry	1		SW-846 8260C	4/20/17	4/20/17 8:21	MFF
1,2,4-Trichlorobenzene	ND	0.0019	mg/Kg dry	1		SW-846 8260C	4/20/17	4/20/17 8:21	MFF
1,1,1-Trichloroethane	ND	0.0019	mg/Kg dry	1		SW-846 8260C	4/20/17	4/20/17 8:21	MFF
1,1,2-Trichloroethane	ND	0.0019	mg/Kg dry	1		SW-846 8260C	4/20/17	4/20/17 8:21	MFF
Trichloroethylene	ND	0.0019	mg/Kg dry	1		SW-846 8260C	4/20/17	4/20/17 8:21	MFF
Trichlorofluoromethane (Freon 11)	ND	0.0096	mg/Kg dry	1		SW-846 8260C	4/20/17	4/20/17 8:21	MFF
1,2,3-Trichloropropane	ND	0.0019	mg/Kg dry	1		SW-846 8260C	4/20/17	4/20/17 8:21	MFF
1,1,2-Trichloro-1,2,2-trifluoroethane (Freon 113)	ND	0.0096	mg/Kg dry	1		SW-846 8260C	4/20/17	4/20/17 8:21	MFF
1,2,4-Trimethylbenzene	ND	0.0019	mg/Kg dry	1		SW-846 8260C	4/20/17	4/20/17 8:21	MFF
1,3,5-Trimethylbenzene	ND	0.0019	mg/Kg dry	1		SW-846 8260C	4/20/17	4/20/17 8:21	MFF
Vinyl Chloride	ND	0.0096	mg/Kg dry	1		SW-846 8260C	4/20/17	4/20/17 8:21	MFF
m+p Xylene	ND	0.0038	mg/Kg dry	1		SW-846 8260C	4/20/17	4/20/17 8:21	MFF
o-Xylene	ND	0.0019	mg/Kg dry	1		SW-846 8260C	4/20/17	4/20/17 8:21	MFF

Surrogates	% Recovery	Recovery Limits	Flag/Qual	
1,2-Dichloroethane-d4	102	70-130		4/20/17 8:21
Toluene-d8	107	70-130		4/20/17 8:21
4-Bromofluorobenzene	105	70-130		4/20/17 8:21

con-test® ANALYTICAL LABORATORY
39 Spruce Street * East Longmeadow, MA 01028 * FAX 413/525-6405 * TEL. 413/525-2332

Project Location: Simsbury, CT | Sample Description: | Work Order: 17D0857

Date Received: 4/19/2017

Field Sample #: B313 | Sampled: 4/19/2017 09:40

Sample ID: 17D0857-01

Sample Matrix: Soil

Polychlorinated Biphenyls with 3540 Soxhlet Extraction

Analyte	Results	RL	Units	Dilution	Flag/Qual	Method	Date Prepared	Date/Time Analyzed	Analyst
Aroclor-1016 [1]	ND	0.11	mg/Kg dry	5		SW-846 8082A	4/19/17	4/24/17 15:02	JMB
Aroclor-1221 [1]	ND	0.11	mg/Kg dry	5		SW-846 8082A	4/19/17	4/24/17 15:02	JMB
Aroclor-1232 [1]	ND	0.11	mg/Kg dry	5		SW-846 8082A	4/19/17	4/24/17 15:02	JMB
Aroclor-1242 [1]	ND	0.11	mg/Kg dry	5		SW-846 8082A	4/19/17	4/24/17 15:02	JMB
Aroclor-1248 [1]	ND	0.11	mg/Kg dry	5		SW-846 8082A	4/19/17	4/24/17 15:02	JMB
Aroclor-1254 [1]	ND	0.11	mg/Kg dry	5		SW-846 8082A	4/19/17	4/24/17 15:02	JMB
Aroclor-1260 [1]	ND	0.11	mg/Kg dry	5		SW-846 8082A	4/19/17	4/24/17 15:02	JMB
Aroclor-1262 [1]	ND	0.11	mg/Kg dry	5		SW-846 8082A	4/19/17	4/24/17 15:02	JMB
Aroclor-1268 [1]	ND	0.11	mg/Kg dry	5		SW-846 8082A	4/19/17	4/24/17 15:02	JMB

Surrogates	% Recovery	Recovery Limits	Flag/Qual	
Decachlorobiphenyl [1]	104	30-150		4/24/17 15:02
Decachlorobiphenyl [2]	116	30-150		4/24/17 15:02
Tetrachloro-m-xylene [1]	101	30-150		4/24/17 15:02
Tetrachloro-m-xylene [2]	111	30-150		4/24/17 15:02

con-test® ANALYTICAL LABORATORY
39 Spruce Street * East Longmeadow, MA 01028 * FAX 413/525-6405 * TEL. 413/525-2332

Project Location: Simsbury, CT | Sample Description: | Work Order: 17D0857

Date Received: 4/19/2017

Field Sample #: B313 | Sampled: 4/19/2017 09:40

Sample ID: 17D0857-01

Sample Matrix: Soil

Petroleum Hydrocarbons Analyses

Analyte	Results	RL	Units	Dilution	Flag/Qual	Method	Date Prepared	Date/Time Analyzed	Analyst
CT ETPH	ND	11	mg/Kg dry	1		CTDEP ETPH	4/20/17	4/24/17 13:58	PJG

Surrogates	% Recovery	Recovery Limits	Flag/Qual	
o-Terphenyl	71.7	50-150		4/24/17 13:58

con-test® ANALYTICAL LABORATORY
39 Spruce Street * East Longmeadow, MA 01028 * FAX 413/525-6405 * TEL. 413/525-2332

Project Location: Simsbury, CT | Sample Description: | Work Order: 17D0857

Date Received: 4/19/2017

Field Sample #: B313 | Sampled: 4/19/2017 09:40

Sample ID: 17D0857-01

Sample Matrix: Soil

Conventional Chemistry Parameters by EPA/APHA/SW-846 Methods (Total)

Analyte	Results	RL	Units	Dilution	Flag/Qual	Method	Date Prepared	Date/Time Analyzed	Analyst
% Solids	89.9		% Wt	1		SM 2540G	4/20/17	4/21/17 9:54	MRL

con-test® ANALYTICAL LABORATORY
39 Spruce Street * East Longmeadow, MA 01028 * FAX 413/525-6405 * TEL. 413/525-2332

Project Location: Simsbury, CT | Sample Description: | Work Order: 17D0857

Date Received: 4/19/2017

Field Sample #: B314 | Sampled: 4/19/2017 10:20

Sample ID: 17D0857-02

Sample Matrix: Soil

Volatile Organic Compounds by GC/MS

Analyte	Results	RL	Units	Dilution	Flag/Qual	Method	Date Prepared	Date/Time Analyzed	Analyst
Acetone	ND	0.074	mg/Kg dry	1		SW-846 8260C	4/20/17	4/20/17 8:49	MFF
Acrylonitrile	ND	0.0044	mg/Kg dry	1		SW-846 8260C	4/20/17	4/20/17 8:49	MFF
Benzene	ND	0.0015	mg/Kg dry	1		SW-846 8260C	4/20/17	4/20/17 8:49	MFF
Bromobenzene	ND	0.0015	mg/Kg dry	1		SW-846 8260C	4/20/17	4/20/17 8:49	MFF
Bromodichloromethane	ND	0.0015	mg/Kg dry	1		SW-846 8260C	4/20/17	4/20/17 8:49	MFF
Bromoform	ND	0.0015	mg/Kg dry	1		SW-846 8260C	4/20/17	4/20/17 8:49	MFF
Bromomethane	ND	0.0074	mg/Kg dry	1		SW-846 8260C	4/20/17	4/20/17 8:49	MFF
2-Butanone (MEK)	ND	0.030	mg/Kg dry	1		SW-846 8260C	4/20/17	4/20/17 8:49	MFF
n-Butylbenzene	ND	0.0015	mg/Kg dry	1		SW-846 8260C	4/20/17	4/20/17 8:49	MFF
sec-Butylbenzene	ND	0.0015	mg/Kg dry	1		SW-846 8260C	4/20/17	4/20/17 8:49	MFF
tert-Butylbenzene	ND	0.0015	mg/Kg dry	1		SW-846 8260C	4/20/17	4/20/17 8:49	MFF
Carbon Disulfide	ND	0.0044	mg/Kg dry	1		SW-846 8260C	4/20/17	4/20/17 8:49	MFF
Carbon Tetrachloride	ND	0.0015	mg/Kg dry	1		SW-846 8260C	4/20/17	4/20/17 8:49	MFF
Chlorobenzene	ND	0.0015	mg/Kg dry	1		SW-846 8260C	4/20/17	4/20/17 8:49	MFF
Chlorodibromomethane	ND	0.00074	mg/Kg dry	1		SW-846 8260C	4/20/17	4/20/17 8:49	MFF
Chloroethane	ND	0.015	mg/Kg dry	1		SW-846 8260C	4/20/17	4/20/17 8:49	MFF
Chloroform	ND	0.0030	mg/Kg dry	1		SW-846 8260C	4/20/17	4/20/17 8:49	MFF
Chloromethane	ND	0.0074	mg/Kg dry	1		SW-846 8260C	4/20/17	4/20/17 8:49	MFF
2-Chlorotoluene	ND	0.0015	mg/Kg dry	1		SW-846 8260C	4/20/17	4/20/17 8:49	MFF
4-Chlorotoluene	ND	0.0015	mg/Kg dry	1		SW-846 8260C	4/20/17	4/20/17 8:49	MFF
1,2-Dibromo-3-chloropropane (DBCP)	ND	0.0015	mg/Kg dry	1		SW-846 8260C	4/20/17	4/20/17 8:49	MFF
1,2-Dibromoethane (EDB)	ND	0.00074	mg/Kg dry	1		SW-846 8260C	4/20/17	4/20/17 8:49	MFF
Dibromomethane	ND	0.0015	mg/Kg dry	1		SW-846 8260C	4/20/17	4/20/17 8:49	MFF
1,2-Dichlorobenzene	ND	0.0015	mg/Kg dry	1		SW-846 8260C	4/20/17	4/20/17 8:49	MFF
1,3-Dichlorobenzene	ND	0.0015	mg/Kg dry	1		SW-846 8260C	4/20/17	4/20/17 8:49	MFF
1,4-Dichlorobenzene	ND	0.0015	mg/Kg dry	1		SW-846 8260C	4/20/17	4/20/17 8:49	MFF
trans-1,4-Dichloro-2-butene	ND	0.0030	mg/Kg dry	1		SW-846 8260C	4/20/17	4/20/17 8:49	MFF
Dichlorodifluoromethane (Freon 12)	ND	0.015	mg/Kg dry	1		SW-846 8260C	4/20/17	4/20/17 8:49	MFF
1,1-Dichloroethane	ND	0.0015	mg/Kg dry	1		SW-846 8260C	4/20/17	4/20/17 8:49	MFF
1,2-Dichloroethane	ND	0.0015	mg/Kg dry	1		SW-846 8260C	4/20/17	4/20/17 8:49	MFF
1,1-Dichloroethylene	ND	0.0030	mg/Kg dry	1		SW-846 8260C	4/20/17	4/20/17 8:49	MFF
cis-1,2-Dichloroethylene	ND	0.0015	mg/Kg dry	1		SW-846 8260C	4/20/17	4/20/17 8:49	MFF
trans-1,2-Dichloroethylene	ND	0.0015	mg/Kg dry	1		SW-846 8260C	4/20/17	4/20/17 8:49	MFF
1,2-Dichloropropane	ND	0.0015	mg/Kg dry	1		SW-846 8260C	4/20/17	4/20/17 8:49	MFF
1,3-Dichloropropane	ND	0.00074	mg/Kg dry	1		SW-846 8260C	4/20/17	4/20/17 8:49	MFF
2,2-Dichloropropane	ND	0.0015	mg/Kg dry	1		SW-846 8260C	4/20/17	4/20/17 8:49	MFF
1,1-Dichloropropene	ND	0.0015	mg/Kg dry	1		SW-846 8260C	4/20/17	4/20/17 8:49	MFF
cis-1,3-Dichloropropene	ND	0.00074	mg/Kg dry	1		SW-846 8260C	4/20/17	4/20/17 8:49	MFF
trans-1,3-Dichloropropene	ND	0.00074	mg/Kg dry	1		SW-846 8260C	4/20/17	4/20/17 8:49	MFF
Ethylbenzene	ND	0.0015	mg/Kg dry	1		SW-846 8260C	4/20/17	4/20/17 8:49	MFF
Hexachlorobutadiene	ND	0.0015	mg/Kg dry	1		SW-846 8260C	4/20/17	4/20/17 8:49	MFF
2-Hexanone (MBK)	ND	0.015	mg/Kg dry	1		SW-846 8260C	4/20/17	4/20/17 8:49	MFF
Isopropylbenzene (Cumene)	ND	0.0015	mg/Kg dry	1		SW-846 8260C	4/20/17	4/20/17 8:49	MFF
p-Isopropyltoluene (p-Cymene)	ND	0.0015	mg/Kg dry	1		SW-846 8260C	4/20/17	4/20/17 8:49	MFF

con-test® ANALYTICAL LABORATORY
39 Spruce Street * East Longmeadow, MA 01028 * FAX 413/525-6405 * TEL. 413/525-2332

Project Location: Simsbury, CT | Sample Description: | Work Order: 17D0857

Date Received: 4/19/2017

Field Sample #: B314 | Sampled: 4/19/2017 10:20

Sample ID: 17D0857-02

Sample Matrix: Soil

Volatile Organic Compounds by GC/MS

Analyte	Results	RL	Units	Dilution	Flag/Qual	Method	Date Prepared	Date/Time Analyzed	Analyst
Methyl tert-Butyl Ether (MTBE)	ND	0.0030	mg/Kg dry	1		SW-846 8260C	4/20/17	4/20/17 8:49	MFF
Methylene Chloride	ND	0.015	mg/Kg dry	1		SW-846 8260C	4/20/17	4/20/17 8:49	MFF
4-Methyl-2-pentanone (MIBK)	ND	0.015	mg/Kg dry	1		SW-846 8260C	4/20/17	4/20/17 8:49	MFF
Naphthalene	ND	0.0030	mg/Kg dry	1		SW-846 8260C	4/20/17	4/20/17 8:49	MFF
n-Propylbenzene	ND	0.0015	mg/Kg dry	1		SW-846 8260C	4/20/17	4/20/17 8:49	MFF
Styrene	ND	0.0015	mg/Kg dry	1		SW-846 8260C	4/20/17	4/20/17 8:49	MFF
1,1,1,2-Tetrachloroethane	ND	0.0015	mg/Kg dry	1		SW-846 8260C	4/20/17	4/20/17 8:49	MFF
1,1,2,2-Tetrachloroethane	ND	0.0030	mg/Kg dry	1		SW-846 8260C	4/20/17	4/20/17 8:49	MFF
Tetrachloroethylene	ND	0.0015	mg/Kg dry	1		SW-846 8260C	4/20/17	4/20/17 8:49	MFF
Tetrahydrofuran	ND	0.0074	mg/Kg dry	1	V-16	SW-846 8260C	4/20/17	4/20/17 8:49	MFF
Toluene	ND	0.0015	mg/Kg dry	1		SW-846 8260C	4/20/17	4/20/17 8:49	MFF
1,2,3-Trichlorobenzene	ND	0.0015	mg/Kg dry	1		SW-846 8260C	4/20/17	4/20/17 8:49	MFF
1,2,4-Trichlorobenzene	ND	0.0015	mg/Kg dry	1		SW-846 8260C	4/20/17	4/20/17 8:49	MFF
1,1,1-Trichloroethane	ND	0.0015	mg/Kg dry	1		SW-846 8260C	4/20/17	4/20/17 8:49	MFF
1,1,2-Trichloroethane	ND	0.0015	mg/Kg dry	1		SW-846 8260C	4/20/17	4/20/17 8:49	MFF
Trichloroethylene	ND	0.0015	mg/Kg dry	1		SW-846 8260C	4/20/17	4/20/17 8:49	MFF
Trichlorofluoromethane (Freon 11)	ND	0.0074	mg/Kg dry	1		SW-846 8260C	4/20/17	4/20/17 8:49	MFF
1,2,3-Trichloropropane	ND	0.0015	mg/Kg dry	1		SW-846 8260C	4/20/17	4/20/17 8:49	MFF
1,1,2-Trichloro-1,2,2-trifluoroethane (Freon 113)	ND	0.0074	mg/Kg dry	1		SW-846 8260C	4/20/17	4/20/17 8:49	MFF
1,2,4-Trimethylbenzene	ND	0.0015	mg/Kg dry	1		SW-846 8260C	4/20/17	4/20/17 8:49	MFF
1,3,5-Trimethylbenzene	ND	0.0015	mg/Kg dry	1		SW-846 8260C	4/20/17	4/20/17 8:49	MFF
Vinyl Chloride	ND	0.0074	mg/Kg dry	1		SW-846 8260C	4/20/17	4/20/17 8:49	MFF
m+p Xylene	ND	0.0030	mg/Kg dry	1		SW-846 8260C	4/20/17	4/20/17 8:49	MFF
o-Xylene	ND	0.0015	mg/Kg dry	1		SW-846 8260C	4/20/17	4/20/17 8:49	MFF

Surrogates	% Recovery	Recovery Limits	Flag/Qual		
1,2-Dichloroethane-d4	103	70-130		4/20/17	8:49
Toluene-d8	106	70-130		4/20/17	8:49
4-Bromofluorobenzene	104	70-130		4/20/17	8:49

con-test® ANALYTICAL LABORATORY
39 Spruce Street * East Longmeadow, MA 01028 * FAX 413/525-6405 * TEL. 413/525-2332

Project Location: Simsbury, CT | Sample Description: | Work Order: 17D0857

Date Received: 4/19/2017

Field Sample #: B314 | Sampled: 4/19/2017 10:20

Sample ID: 17D0857-02

Sample Matrix: Soil

Semivolatile Organic Compounds by GC/MS

Analyte	Results	RL	Units	Dilution	Flag/Qual	Method	Date Prepared	Date/Time Analyzed	Analyst
Acenaphthene	ND	0.18	mg/Kg dry	1		SW-846 8270D	4/20/17	4/25/17 11:14	MJC
Acenaphthylene	ND	0.18	mg/Kg dry	1		SW-846 8270D	4/20/17	4/25/17 11:14	MJC
Aniline	ND	0.36	mg/Kg dry	1		SW-846 8270D	4/20/17	4/25/17 11:14	MJC
Anthracene	ND	0.18	mg/Kg dry	1		SW-846 8270D	4/20/17	4/25/17 11:14	MJC
Benzo(a)anthracene	ND	0.18	mg/Kg dry	1		SW-846 8270D	4/20/17	4/25/17 11:14	MJC
Benzo(a)pyrene	ND	0.18	mg/Kg dry	1		SW-846 8270D	4/20/17	4/25/17 11:14	MJC
Benzo(b)fluoranthene	ND	0.18	mg/Kg dry	1		SW-846 8270D	4/20/17	4/25/17 11:14	MJC
Benzo(g,h,i)perylene	ND	0.18	mg/Kg dry	1		SW-846 8270D	4/20/17	4/25/17 11:14	MJC
Benzo(k)fluoranthene	ND	0.18	mg/Kg dry	1		SW-846 8270D	4/20/17	4/25/17 11:14	MJC
Bis(2-chloroethoxy)methane	ND	0.36	mg/Kg dry	1		SW-846 8270D	4/20/17	4/25/17 11:14	MJC
Bis(2-chloroethyl)ether	ND	0.36	mg/Kg dry	1		SW-846 8270D	4/20/17	4/25/17 11:14	MJC
Bis(2-chloroisopropyl)ether	ND	0.36	mg/Kg dry	1		SW-846 8270D	4/20/17	4/25/17 11:14	MJC
Bis(2-Ethylhexyl)phthalate	ND	0.36	mg/Kg dry	1		SW-846 8270D	4/20/17	4/25/17 11:14	MJC
4-Bromophenylphenylether	ND	0.36	mg/Kg dry	1		SW-846 8270D	4/20/17	4/25/17 11:14	MJC
Butylbenzylphthalate	ND	0.36	mg/Kg dry	1		SW-846 8270D	4/20/17	4/25/17 11:14	MJC
Carbazole	ND	0.18	mg/Kg dry	1		SW-846 8270D	4/20/17	4/25/17 11:14	MJC
4-Chloroaniline	ND	0.70	mg/Kg dry	1	L-04	SW-846 8270D	4/20/17	4/25/17 11:14	MJC
4-Chloro-3-methylphenol	ND	0.70	mg/Kg dry	1		SW-846 8270D	4/20/17	4/25/17 11:14	MJC
2-Chloronaphthalene	ND	0.36	mg/Kg dry	1		SW-846 8270D	4/20/17	4/25/17 11:14	MJC
2-Chlorophenol	ND	0.36	mg/Kg dry	1		SW-846 8270D	4/20/17	4/25/17 11:14	MJC
4-Chlorophenylphenylether	ND	0.36	mg/Kg dry	1		SW-846 8270D	4/20/17	4/25/17 11:14	MJC
Chrysene	ND	0.18	mg/Kg dry	1		SW-846 8270D	4/20/17	4/25/17 11:14	MJC
Dibenz(a,h)anthracene	ND	0.18	mg/Kg dry	1		SW-846 8270D	4/20/17	4/25/17 11:14	MJC
Dibenzofuran	ND	0.36	mg/Kg dry	1		SW-846 8270D	4/20/17	4/25/17 11:14	MJC
Di-n-butylphthalate	ND	0.36	mg/Kg dry	1		SW-846 8270D	4/20/17	4/25/17 11:14	MJC
3,3-Dichlorobenzidine	ND	0.18	mg/Kg dry	1		SW-846 8270D	4/20/17	4/25/17 11:14	MJC
2,4-Dichlorophenol	ND	0.36	mg/Kg dry	1		SW-846 8270D	4/20/17	4/25/17 11:14	MJC
Diethylphthalate	ND	0.36	mg/Kg dry	1		SW-846 8270D	4/20/17	4/25/17 11:14	MJC
2,4-Dimethylphenol	ND	0.36	mg/Kg dry	1		SW-846 8270D	4/20/17	4/25/17 11:14	MJC
Dimethylphthalate	ND	0.36	mg/Kg dry	1		SW-846 8270D	4/20/17	4/25/17 11:14	MJC
4,6-Dinitro-2-methylphenol	ND	0.36	mg/Kg dry	1		SW-846 8270D	4/20/17	4/25/17 11:14	MJC
2,4-Dinitrophenol	ND	0.70	mg/Kg dry	1		SW-846 8270D	4/20/17	4/25/17 11:14	MJC
2,4-Dinitrotoluene	ND	0.36	mg/Kg dry	1		SW-846 8270D	4/20/17	4/25/17 11:14	MJC
2,6-Dinitrotoluene	ND	0.36	mg/Kg dry	1		SW-846 8270D	4/20/17	4/25/17 11:14	MJC
Di-n-octylphthalate	ND	0.36	mg/Kg dry	1		SW-846 8270D	4/20/17	4/25/17 11:14	MJC
Fluoranthene	ND	0.18	mg/Kg dry	1		SW-846 8270D	4/20/17	4/25/17 11:14	MJC
Fluorene	ND	0.18	mg/Kg dry	1		SW-846 8270D	4/20/17	4/25/17 11:14	MJC
Hexachlorobenzene	ND	0.36	mg/Kg dry	1		SW-846 8270D	4/20/17	4/25/17 11:14	MJC
Hexachlorobutadiene	ND	0.36	mg/Kg dry	1		SW-846 8270D	4/20/17	4/25/17 11:14	MJC
Hexachlorocyclopentadiene	ND	0.36	mg/Kg dry	1	V-05	SW-846 8270D	4/20/17	4/25/17 11:14	MJC
Hexachloroethane	ND	0.36	mg/Kg dry	1		SW-846 8270D	4/20/17	4/25/17 11:14	MJC
Indeno(1,2,3-cd)pyrene	ND	0.18	mg/Kg dry	1		SW-846 8270D	4/20/17	4/25/17 11:14	MJC
Isophorone	ND	0.36	mg/Kg dry	1		SW-846 8270D	4/20/17	4/25/17 11:14	MJC
2-Methylnaphthalene	ND	0.18	mg/Kg dry	1		SW-846 8270D	4/20/17	4/25/17 11:14	MJC

con-test® ANALYTICAL LABORATORY
39 Spruce Street * East Longmeadow, MA 01028 * FAX 413/525-6405 * TEL. 413/525-2332

Project Location: Simsbury, CT | Sample Description: | Work Order: 17D0857
Date Received: 4/19/2017
Field Sample #: B314 | Sampled: 4/19/2017 10:20
Sample ID: 17D0857-02
Sample Matrix: Soil

Semivolatile Organic Compounds by GC/MS

Analyte	Results	RL	Units	Dilution	Flag/Qual	Method	Date Prepared	Date/Time Analyzed	Analyst
2-Methylphenol	ND	0.36	mg/Kg dry	1		SW-846 8270D	4/20/17	4/25/17 11:14	MJC
3/4-Methylphenol	ND	0.36	mg/Kg dry	1		SW-846 8270D	4/20/17	4/25/17 11:14	MJC
Naphthalene	ND	0.18	mg/Kg dry	1		SW-846 8270D	4/20/17	4/25/17 11:14	MJC
2-Nitroaniline	ND	0.36	mg/Kg dry	1		SW-846 8270D	4/20/17	4/25/17 11:14	MJC
3-Nitroaniline	ND	0.36	mg/Kg dry	1		SW-846 8270D	4/20/17	4/25/17 11:14	MJC
4-Nitroaniline	ND	0.36	mg/Kg dry	1		SW-846 8270D	4/20/17	4/25/17 11:14	MJC
Nitrobenzene	ND	0.36	mg/Kg dry	1		SW-846 8270D	4/20/17	4/25/17 11:14	MJC
2-Nitrophenol	ND	0.36	mg/Kg dry	1		SW-846 8270D	4/20/17	4/25/17 11:14	MJC
4-Nitrophenol	ND	0.70	mg/Kg dry	1		SW-846 8270D	4/20/17	4/25/17 11:14	MJC
N-Nitrosodiphenylamine	ND	0.36	mg/Kg dry	1		SW-846 8270D	4/20/17	4/25/17 11:14	MJC
N-Nitrosodi-n-propylamine	ND	0.36	mg/Kg dry	1		SW-846 8270D	4/20/17	4/25/17 11:14	MJC
Pentachloronitrobenzene	ND	0.36	mg/Kg dry	1	V-16	SW-846 8270D	4/20/17	4/25/17 11:14	MJC
Pentachlorophenol	ND	0.36	mg/Kg dry	1		SW-846 8270D	4/20/17	4/25/17 11:14	MJC
Phenanthrene	ND	0.18	mg/Kg dry	1		SW-846 8270D	4/20/17	4/25/17 11:14	MJC
Phenol	ND	0.36	mg/Kg dry	1		SW-846 8270D	4/20/17	4/25/17 11:14	MJC
Pyrene	ND	0.18	mg/Kg dry	1		SW-846 8270D	4/20/17	4/25/17 11:14	MJC
Pyridine	ND	0.36	mg/Kg dry	1		SW-846 8270D	4/20/17	4/25/17 11:14	MJC
1,2,4,5-Tetrachlorobenzene	ND	0.36	mg/Kg dry	1		SW-846 8270D	4/20/17	4/25/17 11:14	MJC
1,2,4-Trichlorobenzene	ND	0.36	mg/Kg dry	1		SW-846 8270D	4/20/17	4/25/17 11:14	MJC
2,4,5-Trichlorophenol	ND	0.36	mg/Kg dry	1		SW-846 8270D	4/20/17	4/25/17 11:14	MJC
2,4,6-Trichlorophenol	ND	0.36	mg/Kg dry	1		SW-846 8270D	4/20/17	4/25/17 11:14	MJC

Surrogates	% Recovery	Recovery Limits	Flag/Qual	
2-Fluorophenol	76.4	30-130		4/25/17 11:14
Phenol-d6	80.0	30-130		4/25/17 11:14
Nitrobenzene-d5	71.9	30-130		4/25/17 11:14
2-Fluorobiphenyl	81.2	30-130		4/25/17 11:14
2,4,6-Tribromophenol	87.5	30-130		4/25/17 11:14
p-Terphenyl-d14	89.5	30-130		4/25/17 11:14

con-test® ANALYTICAL LABORATORY
39 Spruce Street * East Longmeadow, MA 01028 * FAX 413/525-6405 * TEL. 413/525-2332

Project Location: Simsbury, CT
Sample Description:
Work Order: 17D0857
Date Received: 4/19/2017
Field Sample #: B314
Sampled: 4/19/2017 10:20
Sample ID: 17D0857-02
Sample Matrix: Soil

Petroleum Hydrocarbons Analyses

Analyte	Results	RL	Units	Dilution	Flag/Qual	Method	Date Prepared	Date/Time Analyzed	Analyst
CT ETPH	ND	11	mg/Kg dry	1		CTDEP ETPH	4/20/17	4/24/17 14:16	PJG

Surrogates	% Recovery	Recovery Limits	Flag/Qual				
o-Terphenyl	70.9	50-150				4/24/17 14:16	

con-test® ANALYTICAL LABORATORY
39 Spruce Street * East Longmeadow, MA 01028 * FAX 413/525-6405 * TEL. 413/525-2332

Project Location: Simsbury, CT | Sample Description: | Work Order: 17D0857
Date Received: 4/19/2017
Field Sample #: B314 | Sampled: 4/19/2017 10:20
Sample ID: 17D0857-02
Sample Matrix: Soil

Conventional Chemistry Parameters by EPA/APHA/SW-846 Methods (Total)

Analyte	Results	RL	Units	Dilution	Flag/Qual	Method	Date Prepared	Date/Time Analyzed	Analyst
% Solids	94.5		% Wt	1		SM 2540G	4/20/17	4/21/17 9:54	MRL

con-test® ANALYTICAL LABORATORY
39 Spruce Street * East Longmeadow, MA 01028 * FAX 413/525-6405 * TEL. 413/525-2332

Project Location: Simsbury, CT | Sample Description: | Work Order: 17D0857

Date Received: 4/19/2017

Field Sample #: B315 | Sampled: 4/19/2017 10:30

Sample ID: 17D0857-03

Sample Matrix: Soil

Volatile Organic Compounds by GC/MS

Analyte	Results	RL	Units	Dilution	Flag/Qual	Method	Date Prepared	Date/Time Analyzed	Analyst
Acetone	ND	0.083	mg/Kg dry	1		SW-846 8260C	4/20/17	4/20/17 9:17	MFF
Acrylonitrile	ND	0.0050	mg/Kg dry	1		SW-846 8260C	4/20/17	4/20/17 9:17	MFF
Benzene	ND	0.0017	mg/Kg dry	1		SW-846 8260C	4/20/17	4/20/17 9:17	MFF
Bromobenzene	ND	0.0017	mg/Kg dry	1		SW-846 8260C	4/20/17	4/20/17 9:17	MFF
Bromodichloromethane	ND	0.0017	mg/Kg dry	1		SW-846 8260C	4/20/17	4/20/17 9:17	MFF
Bromoform	ND	0.0017	mg/Kg dry	1		SW-846 8260C	4/20/17	4/20/17 9:17	MFF
Bromomethane	ND	0.0083	mg/Kg dry	1		SW-846 8260C	4/20/17	4/20/17 9:17	MFF
2-Butanone (MEK)	ND	0.033	mg/Kg dry	1		SW-846 8260C	4/20/17	4/20/17 9:17	MFF
n-Butylbenzene	ND	0.0017	mg/Kg dry	1		SW-846 8260C	4/20/17	4/20/17 9:17	MFF
sec-Butylbenzene	ND	0.0017	mg/Kg dry	1		SW-846 8260C	4/20/17	4/20/17 9:17	MFF
tert-Butylbenzene	ND	0.0017	mg/Kg dry	1		SW-846 8260C	4/20/17	4/20/17 9:17	MFF
Carbon Disulfide	ND	0.0050	mg/Kg dry	1		SW-846 8260C	4/20/17	4/20/17 9:17	MFF
Carbon Tetrachloride	ND	0.0017	mg/Kg dry	1		SW-846 8260C	4/20/17	4/20/17 9:17	MFF
Chlorobenzene	ND	0.0017	mg/Kg dry	1		SW-846 8260C	4/20/17	4/20/17 9:17	MFF
Chlorodibromomethane	ND	0.00083	mg/Kg dry	1		SW-846 8260C	4/20/17	4/20/17 9:17	MFF
Chloroethane	ND	0.017	mg/Kg dry	1		SW-846 8260C	4/20/17	4/20/17 9:17	MFF
Chloroform	ND	0.0033	mg/Kg dry	1		SW-846 8260C	4/20/17	4/20/17 9:17	MFF
Chloromethane	ND	0.0083	mg/Kg dry	1		SW-846 8260C	4/20/17	4/20/17 9:17	MFF
2-Chlorotoluene	ND	0.0017	mg/Kg dry	1		SW-846 8260C	4/20/17	4/20/17 9:17	MFF
4-Chlorotoluene	ND	0.0017	mg/Kg dry	1		SW-846 8260C	4/20/17	4/20/17 9:17	MFF
1,2-Dibromo-3-chloropropane (DBCP)	ND	0.0017	mg/Kg dry	1		SW-846 8260C	4/20/17	4/20/17 9:17	MFF
1,2-Dibromoethane (EDB)	ND	0.00083	mg/Kg dry	1		SW-846 8260C	4/20/17	4/20/17 9:17	MFF
Dibromomethane	ND	0.0017	mg/Kg dry	1		SW-846 8260C	4/20/17	4/20/17 9:17	MFF
1,2-Dichlorobenzene	ND	0.0017	mg/Kg dry	1		SW-846 8260C	4/20/17	4/20/17 9:17	MFF
1,3-Dichlorobenzene	ND	0.0017	mg/Kg dry	1		SW-846 8260C	4/20/17	4/20/17 9:17	MFF
1,4-Dichlorobenzene	ND	0.0017	mg/Kg dry	1		SW-846 8260C	4/20/17	4/20/17 9:17	MFF
trans-1,4-Dichloro-2-butene	ND	0.0033	mg/Kg dry	1		SW-846 8260C	4/20/17	4/20/17 9:17	MFF
Dichlorodifluoromethane (Freon 12)	ND	0.017	mg/Kg dry	1		SW-846 8260C	4/20/17	4/20/17 9:17	MFF
1,1-Dichloroethane	ND	0.0017	mg/Kg dry	1		SW-846 8260C	4/20/17	4/20/17 9:17	MFF
1,2-Dichloroethane	ND	0.0017	mg/Kg dry	1		SW-846 8260C	4/20/17	4/20/17 9:17	MFF
1,1-Dichloroethylene	ND	0.0033	mg/Kg dry	1		SW-846 8260C	4/20/17	4/20/17 9:17	MFF
cis-1,2-Dichloroethylene	ND	0.0017	mg/Kg dry	1		SW-846 8260C	4/20/17	4/20/17 9:17	MFF
trans-1,2-Dichloroethylene	ND	0.0017	mg/Kg dry	1		SW-846 8260C	4/20/17	4/20/17 9:17	MFF
1,2-Dichloropropane	ND	0.0017	mg/Kg dry	1		SW-846 8260C	4/20/17	4/20/17 9:17	MFF
1,3-Dichloropropane	ND	0.00083	mg/Kg dry	1		SW-846 8260C	4/20/17	4/20/17 9:17	MFF
2,2-Dichloropropane	ND	0.0017	mg/Kg dry	1		SW-846 8260C	4/20/17	4/20/17 9:17	MFF
1,1-Dichloropropene	ND	0.0017	mg/Kg dry	1		SW-846 8260C	4/20/17	4/20/17 9:17	MFF
cis-1,3-Dichloropropene	ND	0.00083	mg/Kg dry	1		SW-846 8260C	4/20/17	4/20/17 9:17	MFF
trans-1,3-Dichloropropene	ND	0.00083	mg/Kg dry	1		SW-846 8260C	4/20/17	4/20/17 9:17	MFF
Ethylbenzene	ND	0.0017	mg/Kg dry	1		SW-846 8260C	4/20/17	4/20/17 9:17	MFF
Hexachlorobutadiene	ND	0.0017	mg/Kg dry	1		SW-846 8260C	4/20/17	4/20/17 9:17	MFF
2-Hexanone (MBK)	ND	0.017	mg/Kg dry	1		SW-846 8260C	4/20/17	4/20/17 9:17	MFF
Isopropylbenzene (Cumene)	ND	0.0017	mg/Kg dry	1		SW-846 8260C	4/20/17	4/20/17 9:17	MFF
p-Isopropyltoluene (p-Cymene)	ND	0.0017	mg/Kg dry	1		SW-846 8260C	4/20/17	4/20/17 9:17	MFF

con-test® ANALYTICAL LABORATORY
39 Spruce Street * East Longmeadow, MA 01028 * FAX 413/525-6405 * TEL. 413/525-2332

Project Location: Simsbury, CT | Sample Description: | Work Order: 17D0857

Date Received: 4/19/2017

Field Sample #: B315 | Sampled: 4/19/2017 10:30

Sample ID: 17D0857-03

Sample Matrix: Soil

Volatile Organic Compounds by GC/MS

Analyte	Results	RL	Units	Dilution	Flag/Qual	Method	Date Prepared	Date/Time Analyzed	Analyst
Methyl tert-Butyl Ether (MTBE)	ND	0.0033	mg/Kg dry	1		SW-846 8260C	4/20/17	4/20/17 9:17	MFF
Methylene Chloride	ND	0.017	mg/Kg dry	1		SW-846 8260C	4/20/17	4/20/17 9:17	MFF
4-Methyl-2-pentanone (MIBK)	ND	0.017	mg/Kg dry	1		SW-846 8260C	4/20/17	4/20/17 9:17	MFF
Naphthalene	ND	0.0033	mg/Kg dry	1		SW-846 8260C	4/20/17	4/20/17 9:17	MFF
n-Propylbenzene	ND	0.0017	mg/Kg dry	1		SW-846 8260C	4/20/17	4/20/17 9:17	MFF
Styrene	ND	0.0017	mg/Kg dry	1		SW-846 8260C	4/20/17	4/20/17 9:17	MFF
1,1,1,2-Tetrachloroethane	ND	0.0017	mg/Kg dry	1		SW-846 8260C	4/20/17	4/20/17 9:17	MFF
1,1,2,2-Tetrachloroethane	ND	0.0033	mg/Kg dry	1		SW-846 8260C	4/20/17	4/20/17 9:17	MFF
Tetrachloroethylene	ND	0.0017	mg/Kg dry	1		SW-846 8260C	4/20/17	4/20/17 9:17	MFF
Tetrahydrofuran	ND	0.0083	mg/Kg dry	1	V-16	SW-846 8260C	4/20/17	4/20/17 9:17	MFF
Toluene	ND	0.0017	mg/Kg dry	1		SW-846 8260C	4/20/17	4/20/17 9:17	MFF
1,2,3-Trichlorobenzene	ND	0.0017	mg/Kg dry	1		SW-846 8260C	4/20/17	4/20/17 9:17	MFF
1,2,4-Trichlorobenzene	ND	0.0017	mg/Kg dry	1		SW-846 8260C	4/20/17	4/20/17 9:17	MFF
1,1,1-Trichloroethane	ND	0.0017	mg/Kg dry	1		SW-846 8260C	4/20/17	4/20/17 9:17	MFF
1,1,2-Trichloroethane	ND	0.0017	mg/Kg dry	1		SW-846 8260C	4/20/17	4/20/17 9:17	MFF
Trichloroethylene	ND	0.0017	mg/Kg dry	1		SW-846 8260C	4/20/17	4/20/17 9:17	MFF
Trichlorofluoromethane (Freon 11)	ND	0.0083	mg/Kg dry	1		SW-846 8260C	4/20/17	4/20/17 9:17	MFF
1,2,3-Trichloropropane	ND	0.0017	mg/Kg dry	1		SW-846 8260C	4/20/17	4/20/17 9:17	MFF
1,1,2-Trichloro-1,2,2-trifluoroethane (Freon 113)	ND	0.0083	mg/Kg dry	1		SW-846 8260C	4/20/17	4/20/17 9:17	MFF
1,2,4-Trimethylbenzene	ND	0.0017	mg/Kg dry	1		SW-846 8260C	4/20/17	4/20/17 9:17	MFF
1,3,5-Trimethylbenzene	ND	0.0017	mg/Kg dry	1		SW-846 8260C	4/20/17	4/20/17 9:17	MFF
Vinyl Chloride	ND	0.0083	mg/Kg dry	1		SW-846 8260C	4/20/17	4/20/17 9:17	MFF
m+p Xylene	ND	0.0033	mg/Kg dry	1		SW-846 8260C	4/20/17	4/20/17 9:17	MFF
o-Xylene	ND	0.0017	mg/Kg dry	1		SW-846 8260C	4/20/17	4/20/17 9:17	MFF

Surrogates	% Recovery	Recovery Limits	Flag/Qual	
1,2-Dichloroethane-d4	102	70-130		4/20/17 9:17
Toluene-d8	106	70-130		4/20/17 9:17
4-Bromofluorobenzene	105	70-130		4/20/17 9:17

con-test® ANALYTICAL LABORATORY
39 Spruce Street * East Longmeadow, MA 01028 * FAX 413/525-6405 * TEL. 413/525-2332

Project Location: Simsbury, CT | Sample Description: | Work Order: 17D0857

Date Received: 4/19/2017

Field Sample #: B315 | Sampled: 4/19/2017 10:30

Sample ID: 17D0857-03

Sample Matrix: Soil

Semivolatile Organic Compounds by GC/MS

Analyte	Results	RL	Units	Dilution	Flag/Qual	Method	Date Prepared	Date/Time Analyzed	Analyst
Acenaphthene	ND	0.18	mg/Kg dry	1		SW-846 8270D	4/20/17	4/25/17 11:37	MJC
Acenaphthylene	ND	0.18	mg/Kg dry	1		SW-846 8270D	4/20/17	4/25/17 11:37	MJC
Aniline	ND	0.36	mg/Kg dry	1		SW-846 8270D	4/20/17	4/25/17 11:37	MJC
Anthracene	ND	0.18	mg/Kg dry	1		SW-846 8270D	4/20/17	4/25/17 11:37	MJC
Benzo(a)anthracene	ND	0.18	mg/Kg dry	1		SW-846 8270D	4/20/17	4/25/17 11:37	MJC
Benzo(a)pyrene	ND	0.18	mg/Kg dry	1		SW-846 8270D	4/20/17	4/25/17 11:37	MJC
Benzo(b)fluoranthene	ND	0.18	mg/Kg dry	1		SW-846 8270D	4/20/17	4/25/17 11:37	MJC
Benzo(g,h,i)perylene	ND	0.18	mg/Kg dry	1		SW-846 8270D	4/20/17	4/25/17 11:37	MJC
Benzo(k)fluoranthene	ND	0.18	mg/Kg dry	1		SW-846 8270D	4/20/17	4/25/17 11:37	MJC
Bis(2-chloroethoxy)methane	ND	0.36	mg/Kg dry	1		SW-846 8270D	4/20/17	4/25/17 11:37	MJC
Bis(2-chloroethyl)ether	ND	0.36	mg/Kg dry	1		SW-846 8270D	4/20/17	4/25/17 11:37	MJC
Bis(2-chloroisopropyl)ether	ND	0.36	mg/Kg dry	1		SW-846 8270D	4/20/17	4/25/17 11:37	MJC
Bis(2-Ethylhexyl)phthalate	ND	0.36	mg/Kg dry	1		SW-846 8270D	4/20/17	4/25/17 11:37	MJC
4-Bromophenylphenylether	ND	0.36	mg/Kg dry	1		SW-846 8270D	4/20/17	4/25/17 11:37	MJC
Butylbenzylphthalate	ND	0.36	mg/Kg dry	1		SW-846 8270D	4/20/17	4/25/17 11:37	MJC
Carbazole	ND	0.18	mg/Kg dry	1		SW-846 8270D	4/20/17	4/25/17 11:37	MJC
4-Chloroaniline	ND	0.69	mg/Kg dry	1	L-04	SW-846 8270D	4/20/17	4/25/17 11:37	MJC
4-Chloro-3-methylphenol	ND	0.69	mg/Kg dry	1		SW-846 8270D	4/20/17	4/25/17 11:37	MJC
2-Chloronaphthalene	ND	0.36	mg/Kg dry	1		SW-846 8270D	4/20/17	4/25/17 11:37	MJC
2-Chlorophenol	ND	0.36	mg/Kg dry	1		SW-846 8270D	4/20/17	4/25/17 11:37	MJC
4-Chlorophenylphenylether	ND	0.36	mg/Kg dry	1		SW-846 8270D	4/20/17	4/25/17 11:37	MJC
Chrysene	ND	0.18	mg/Kg dry	1		SW-846 8270D	4/20/17	4/25/17 11:37	MJC
Dibenz(a,h)anthracene	ND	0.18	mg/Kg dry	1		SW-846 8270D	4/20/17	4/25/17 11:37	MJC
Dibenzofuran	ND	0.36	mg/Kg dry	1		SW-846 8270D	4/20/17	4/25/17 11:37	MJC
Di-n-butylphthalate	ND	0.36	mg/Kg dry	1		SW-846 8270D	4/20/17	4/25/17 11:37	MJC
3,3-Dichlorobenzidine	ND	0.18	mg/Kg dry	1		SW-846 8270D	4/20/17	4/25/17 11:37	MJC
2,4-Dichlorophenol	ND	0.36	mg/Kg dry	1		SW-846 8270D	4/20/17	4/25/17 11:37	MJC
Diethylphthalate	ND	0.36	mg/Kg dry	1		SW-846 8270D	4/20/17	4/25/17 11:37	MJC
2,4-Dimethylphenol	ND	0.36	mg/Kg dry	1		SW-846 8270D	4/20/17	4/25/17 11:37	MJC
Dimethylphthalate	ND	0.36	mg/Kg dry	1		SW-846 8270D	4/20/17	4/25/17 11:37	MJC
4,6-Dinitro-2-methylphenol	ND	0.36	mg/Kg dry	1		SW-846 8270D	4/20/17	4/25/17 11:37	MJC
2,4-Dinitrophenol	ND	0.69	mg/Kg dry	1		SW-846 8270D	4/20/17	4/25/17 11:37	MJC
2,4-Dinitrotoluene	ND	0.36	mg/Kg dry	1		SW-846 8270D	4/20/17	4/25/17 11:37	MJC
2,6-Dinitrotoluene	ND	0.36	mg/Kg dry	1		SW-846 8270D	4/20/17	4/25/17 11:37	MJC
Di-n-octylphthalate	ND	0.36	mg/Kg dry	1		SW-846 8270D	4/20/17	4/25/17 11:37	MJC
Fluoranthene	ND	0.18	mg/Kg dry	1		SW-846 8270D	4/20/17	4/25/17 11:37	MJC
Fluorene	ND	0.18	mg/Kg dry	1		SW-846 8270D	4/20/17	4/25/17 11:37	MJC
Hexachlorobenzene	ND	0.36	mg/Kg dry	1		SW-846 8270D	4/20/17	4/25/17 11:37	MJC
Hexachlorobutadiene	ND	0.36	mg/Kg dry	1		SW-846 8270D	4/20/17	4/25/17 11:37	MJC
Hexachlorocyclopentadiene	ND	0.36	mg/Kg dry	1	V-05	SW-846 8270D	4/20/17	4/25/17 11:37	MJC
Hexachloroethane	ND	0.36	mg/Kg dry	1		SW-846 8270D	4/20/17	4/25/17 11:37	MJC
Indeno(1,2,3-cd)pyrene	ND	0.18	mg/Kg dry	1		SW-846 8270D	4/20/17	4/25/17 11:37	MJC
Isophorone	ND	0.36	mg/Kg dry	1		SW-846 8270D	4/20/17	4/25/17 11:37	MJC
2-Methylnaphthalene	ND	0.18	mg/Kg dry	1		SW-846 8270D	4/20/17	4/25/17 11:37	MJC

con-test® ANALYTICAL LABORATORY
39 Spruce Street * East Longmeadow, MA 01028 * FAX 413/525-6405 * TEL. 413/525-2332

Project Location: Simsbury, CT | Sample Description: | Work Order: 17D0857

Date Received: 4/19/2017

Field Sample #: B315 | Sampled: 4/19/2017 10:30

Sample ID: 17D0857-03

Sample Matrix: Soil

Semivolatile Organic Compounds by GC/MS

Analyte	Results	RL	Units	Dilution	Flag/Qual	Method	Date Prepared	Date/Time Analyzed	Analyst
2-Methylphenol	ND	0.36	mg/Kg dry	1		SW-846 8270D	4/20/17	4/25/17 11:37	MJC
3/4-Methylphenol	ND	0.36	mg/Kg dry	1		SW-846 8270D	4/20/17	4/25/17 11:37	MJC
Naphthalene	ND	0.18	mg/Kg dry	1		SW-846 8270D	4/20/17	4/25/17 11:37	MJC
2-Nitroaniline	ND	0.36	mg/Kg dry	1		SW-846 8270D	4/20/17	4/25/17 11:37	MJC
3-Nitroaniline	ND	0.36	mg/Kg dry	1		SW-846 8270D	4/20/17	4/25/17 11:37	MJC
4-Nitroaniline	ND	0.36	mg/Kg dry	1		SW-846 8270D	4/20/17	4/25/17 11:37	MJC
Nitrobenzene	ND	0.36	mg/Kg dry	1		SW-846 8270D	4/20/17	4/25/17 11:37	MJC
2-Nitrophenol	ND	0.36	mg/Kg dry	1		SW-846 8270D	4/20/17	4/25/17 11:37	MJC
4-Nitrophenol	ND	0.69	mg/Kg dry	1		SW-846 8270D	4/20/17	4/25/17 11:37	MJC
N-Nitrosodiphenylamine	ND	0.36	mg/Kg dry	1		SW-846 8270D	4/20/17	4/25/17 11:37	MJC
N-Nitrosodi-n-propylamine	ND	0.36	mg/Kg dry	1		SW-846 8270D	4/20/17	4/25/17 11:37	MJC
Pentachloronitrobenzene	ND	0.36	mg/Kg dry	1	V-16	SW-846 8270D	4/20/17	4/25/17 11:37	MJC
Pentachlorophenol	ND	0.36	mg/Kg dry	1		SW-846 8270D	4/20/17	4/25/17 11:37	MJC
Phenanthrene	ND	0.18	mg/Kg dry	1		SW-846 8270D	4/20/17	4/25/17 11:37	MJC
Phenol	ND	0.36	mg/Kg dry	1		SW-846 8270D	4/20/17	4/25/17 11:37	MJC
Pyrene	ND	0.18	mg/Kg dry	1		SW-846 8270D	4/20/17	4/25/17 11:37	MJC
Pyridine	ND	0.36	mg/Kg dry	1		SW-846 8270D	4/20/17	4/25/17 11:37	MJC
1,2,4,5-Tetrachlorobenzene	ND	0.36	mg/Kg dry	1		SW-846 8270D	4/20/17	4/25/17 11:37	MJC
1,2,4-Trichlorobenzene	ND	0.36	mg/Kg dry	1		SW-846 8270D	4/20/17	4/25/17 11:37	MJC
2,4,5-Trichlorophenol	ND	0.36	mg/Kg dry	1		SW-846 8270D	4/20/17	4/25/17 11:37	MJC
2,4,6-Trichlorophenol	ND	0.36	mg/Kg dry	1		SW-846 8270D	4/20/17	4/25/17 11:37	MJC

Surrogates	% Recovery	Recovery Limits	Flag/Qual	
2-Fluorophenol	79.3	30-130		4/25/17 11:37
Phenol-d6	85.9	30-130		4/25/17 11:37
Nitrobenzene-d5	69.7	30-130		4/25/17 11:37
2-Fluorobiphenyl	87.9	30-130		4/25/17 11:37
2,4,6-Tribromophenol	98.1	30-130		4/25/17 11:37
p-Terphenyl-d14	99.0	30-130		4/25/17 11:37

con-test® ANALYTICAL LABORATORY
39 Spruce Street * East Longmeadow, MA 01028 * FAX 413/525-6405 * TEL. 413/525-2332

Project Location: Simsbury, CT | Sample Description: | Work Order: 17D0857

Date Received: 4/19/2017

Field Sample #: B315 | Sampled: 4/19/2017 10:30

Sample ID: 17D0857-03

Sample Matrix: Soil

Petroleum Hydrocarbons Analyses

Analyte	Results	RL	Units	Dilution	Flag/Qual	Method	Date Prepared	Date/Time Analyzed	Analyst
CT ETPH	ND	11	mg/Kg dry	1		CTDEP ETPH	4/20/17	4/24/17 14:34	PJG

Surrogates	% Recovery	Recovery Limits	Flag/Qual				
o-Terphenyl	68.0	50-150				4/24/17 14:34	

con-test® ANALYTICAL LABORATORY
39 Spruce Street * East Longmeadow, MA 01028 * FAX 413/525-6405 * TEL. 413/525-2332

Project Location: Simsbury, CT | Sample Description: | Work Order: 17D0857
Date Received: 4/19/2017
Field Sample #: B315 | Sampled: 4/19/2017 10:30
Sample ID: 17D0857-03
Sample Matrix: Soil

Conventional Chemistry Parameters by EPA/APHA/SW-846 Methods (Total)

Analyte	Results	RL	Units	Dilution	Flag/Qual	Method	Date Prepared	Date/Time Analyzed	Analyst
% Solids	95.1		% Wt	1		SM 2540G	4/20/17	4/21/17 9:54	MRL

con-test® ANALYTICAL LABORATORY
39 Spruce Street * East Longmeadow, MA 01028 * FAX 413/525-6405 * TEL. 413/525-2332

Project Location: Simsbury, CT | Sample Description: | Work Order: 17D0857
Date Received: 4/19/2017
Field Sample #: B316 | Sampled: 4/19/2017 12:10
Sample ID: 17D0857-04
Sample Matrix: Soil

Volatile Organic Compounds by GC/MS

Analyte	Results	RL	Units	Dilution	Flag/Qual	Method	Date Prepared	Date/Time Analyzed	Analyst
Acetone	ND	0.089	mg/Kg dry	1		SW-846 8260C	4/20/17	4/20/17 9:46	MFF
Acrylonitrile	ND	0.0054	mg/Kg dry	1		SW-846 8260C	4/20/17	4/20/17 9:46	MFF
Benzene	ND	0.0018	mg/Kg dry	1		SW-846 8260C	4/20/17	4/20/17 9:46	MFF
Bromobenzene	ND	0.0018	mg/Kg dry	1		SW-846 8260C	4/20/17	4/20/17 9:46	MFF
Bromodichloromethane	ND	0.0018	mg/Kg dry	1		SW-846 8260C	4/20/17	4/20/17 9:46	MFF
Bromoform	ND	0.0018	mg/Kg dry	1		SW-846 8260C	4/20/17	4/20/17 9:46	MFF
Bromomethane	ND	0.0089	mg/Kg dry	1		SW-846 8260C	4/20/17	4/20/17 9:46	MFF
2-Butanone (MEK)	ND	0.036	mg/Kg dry	1		SW-846 8260C	4/20/17	4/20/17 9:46	MFF
n-Butylbenzene	ND	0.0018	mg/Kg dry	1		SW-846 8260C	4/20/17	4/20/17 9:46	MFF
sec-Butylbenzene	ND	0.0018	mg/Kg dry	1		SW-846 8260C	4/20/17	4/20/17 9:46	MFF
tert-Butylbenzene	ND	0.0018	mg/Kg dry	1		SW-846 8260C	4/20/17	4/20/17 9:46	MFF
Carbon Disulfide	ND	0.0054	mg/Kg dry	1		SW-846 8260C	4/20/17	4/20/17 9:46	MFF
Carbon Tetrachloride	ND	0.0018	mg/Kg dry	1		SW-846 8260C	4/20/17	4/20/17 9:46	MFF
Chlorobenzene	ND	0.0018	mg/Kg dry	1		SW-846 8260C	4/20/17	4/20/17 9:46	MFF
Chlorodibromomethane	ND	0.00089	mg/Kg dry	1		SW-846 8260C	4/20/17	4/20/17 9:46	MFF
Chloroethane	ND	0.018	mg/Kg dry	1		SW-846 8260C	4/20/17	4/20/17 9:46	MFF
Chloroform	ND	0.0036	mg/Kg dry	1		SW-846 8260C	4/20/17	4/20/17 9:46	MFF
Chloromethane	ND	0.0089	mg/Kg dry	1		SW-846 8260C	4/20/17	4/20/17 9:46	MFF
2-Chlorotoluene	ND	0.0018	mg/Kg dry	1		SW-846 8260C	4/20/17	4/20/17 9:46	MFF
4-Chlorotoluene	ND	0.0018	mg/Kg dry	1		SW-846 8260C	4/20/17	4/20/17 9:46	MFF
1,2-Dibromo-3-chloropropane (DBCP)	ND	0.0018	mg/Kg dry	1		SW-846 8260C	4/20/17	4/20/17 9:46	MFF
1,2-Dibromoethane (EDB)	ND	0.00089	mg/Kg dry	1		SW-846 8260C	4/20/17	4/20/17 9:46	MFF
Dibromomethane	ND	0.0018	mg/Kg dry	1		SW-846 8260C	4/20/17	4/20/17 9:46	MFF
1,2-Dichlorobenzene	ND	0.0018	mg/Kg dry	1		SW-846 8260C	4/20/17	4/20/17 9:46	MFF
1,3-Dichlorobenzene	ND	0.0018	mg/Kg dry	1		SW-846 8260C	4/20/17	4/20/17 9:46	MFF
1,4-Dichlorobenzene	ND	0.0018	mg/Kg dry	1		SW-846 8260C	4/20/17	4/20/17 9:46	MFF
trans-1,4-Dichloro-2-butene	ND	0.0036	mg/Kg dry	1		SW-846 8260C	4/20/17	4/20/17 9:46	MFF
Dichlorodifluoromethane (Freon 12)	ND	0.018	mg/Kg dry	1		SW-846 8260C	4/20/17	4/20/17 9:46	MFF
1,1-Dichloroethane	ND	0.0018	mg/Kg dry	1		SW-846 8260C	4/20/17	4/20/17 9:46	MFF
1,2-Dichloroethane	ND	0.0018	mg/Kg dry	1		SW-846 8260C	4/20/17	4/20/17 9:46	MFF
1,1-Dichloroethylene	ND	0.0036	mg/Kg dry	1		SW-846 8260C	4/20/17	4/20/17 9:46	MFF
cis-1,2-Dichloroethylene	ND	0.0018	mg/Kg dry	1		SW-846 8260C	4/20/17	4/20/17 9:46	MFF
trans-1,2-Dichloroethylene	ND	0.0018	mg/Kg dry	1		SW-846 8260C	4/20/17	4/20/17 9:46	MFF
1,2-Dichloropropane	ND	0.0018	mg/Kg dry	1		SW-846 8260C	4/20/17	4/20/17 9:46	MFF
1,3-Dichloropropane	ND	0.00089	mg/Kg dry	1		SW-846 8260C	4/20/17	4/20/17 9:46	MFF
2,2-Dichloropropane	ND	0.0018	mg/Kg dry	1		SW-846 8260C	4/20/17	4/20/17 9:46	MFF
1,1-Dichloropropene	ND	0.0018	mg/Kg dry	1		SW-846 8260C	4/20/17	4/20/17 9:46	MFF
cis-1,3-Dichloropropene	ND	0.00089	mg/Kg dry	1		SW-846 8260C	4/20/17	4/20/17 9:46	MFF
trans-1,3-Dichloropropene	ND	0.00089	mg/Kg dry	1		SW-846 8260C	4/20/17	4/20/17 9:46	MFF
Ethylbenzene	ND	0.0018	mg/Kg dry	1		SW-846 8260C	4/20/17	4/20/17 9:46	MFF
Hexachlorobutadiene	ND	0.0018	mg/Kg dry	1		SW-846 8260C	4/20/17	4/20/17 9:46	MFF
2-Hexanone (MBK)	ND	0.018	mg/Kg dry	1		SW-846 8260C	4/20/17	4/20/17 9:46	MFF
Isopropylbenzene (Cumene)	ND	0.0018	mg/Kg dry	1		SW-846 8260C	4/20/17	4/20/17 9:46	MFF
p-Isopropyltoluene (p-Cymene)	ND	0.0018	mg/Kg dry	1		SW-846 8260C	4/20/17	4/20/17 9:46	MFF

con-test® ANALYTICAL LABORATORY
39 Spruce Street * East Longmeadow, MA 01028 * FAX 413/525-6405 * TEL. 413/525-2332

Project Location: Simsbury, CT | Sample Description: | Work Order: 17D0857

Date Received: 4/19/2017

Field Sample #: B316 | Sampled: 4/19/2017 12:10

Sample ID: 17D0857-04

Sample Matrix: Soil

Volatile Organic Compounds by GC/MS

Analyte	Results	RL	Units	Dilution	Flag/Qual	Method	Date Prepared	Date/Time Analyzed	Analyst
Methyl tert-Butyl Ether (MTBE)	ND	0.0036	mg/Kg dry	1		SW-846 8260C	4/20/17	4/20/17 9:46	MFF
Methylene Chloride	ND	0.018	mg/Kg dry	1		SW-846 8260C	4/20/17	4/20/17 9:46	MFF
4-Methyl-2-pentanone (MIBK)	ND	0.018	mg/Kg dry	1		SW-846 8260C	4/20/17	4/20/17 9:46	MFF
Naphthalene	ND	0.0036	mg/Kg dry	1		SW-846 8260C	4/20/17	4/20/17 9:46	MFF
n-Propylbenzene	ND	0.0018	mg/Kg dry	1		SW-846 8260C	4/20/17	4/20/17 9:46	MFF
Styrene	ND	0.0018	mg/Kg dry	1		SW-846 8260C	4/20/17	4/20/17 9:46	MFF
1,1,1,2-Tetrachloroethane	ND	0.0018	mg/Kg dry	1		SW-846 8260C	4/20/17	4/20/17 9:46	MFF
1,1,2,2-Tetrachloroethane	ND	0.0036	mg/Kg dry	1		SW-846 8260C	4/20/17	4/20/17 9:46	MFF
Tetrachloroethylene	ND	0.0018	mg/Kg dry	1		SW-846 8260C	4/20/17	4/20/17 9:46	MFF
Tetrahydrofuran	ND	0.0089	mg/Kg dry	1	V-16	SW-846 8260C	4/20/17	4/20/17 9:46	MFF
Toluene	ND	0.0018	mg/Kg dry	1		SW-846 8260C	4/20/17	4/20/17 9:46	MFF
1,2,3-Trichlorobenzene	ND	0.0018	mg/Kg dry	1		SW-846 8260C	4/20/17	4/20/17 9:46	MFF
1,2,4-Trichlorobenzene	ND	0.0018	mg/Kg dry	1		SW-846 8260C	4/20/17	4/20/17 9:46	MFF
1,1,1-Trichloroethane	ND	0.0018	mg/Kg dry	1		SW-846 8260C	4/20/17	4/20/17 9:46	MFF
1,1,2-Trichloroethane	ND	0.0018	mg/Kg dry	1		SW-846 8260C	4/20/17	4/20/17 9:46	MFF
Trichloroethylene	ND	0.0018	mg/Kg dry	1		SW-846 8260C	4/20/17	4/20/17 9:46	MFF
Trichlorofluoromethane (Freon 11)	ND	0.0089	mg/Kg dry	1		SW-846 8260C	4/20/17	4/20/17 9:46	MFF
1,2,3-Trichloropropane	ND	0.0018	mg/Kg dry	1		SW-846 8260C	4/20/17	4/20/17 9:46	MFF
1,1,2-Trichloro-1,2,2-trifluoroethane (Freon 113)	ND	0.0089	mg/Kg dry	1		SW-846 8260C	4/20/17	4/20/17 9:46	MFF
1,2,4-Trimethylbenzene	ND	0.0018	mg/Kg dry	1		SW-846 8260C	4/20/17	4/20/17 9:46	MFF
1,3,5-Trimethylbenzene	ND	0.0018	mg/Kg dry	1		SW-846 8260C	4/20/17	4/20/17 9:46	MFF
Vinyl Chloride	ND	0.0089	mg/Kg dry	1		SW-846 8260C	4/20/17	4/20/17 9:46	MFF
m+p Xylene	ND	0.0036	mg/Kg dry	1		SW-846 8260C	4/20/17	4/20/17 9:46	MFF
o-Xylene	ND	0.0018	mg/Kg dry	1		SW-846 8260C	4/20/17	4/20/17 9:46	MFF

Surrogates	% Recovery	Recovery Limits	Flag/Qual	
1,2-Dichloroethane-d4	103	70-130		4/20/17 9:46
Toluene-d8	106	70-130		4/20/17 9:46
4-Bromofluorobenzene	105	70-130		4/20/17 9:46

con-test® ANALYTICAL LABORATORY
39 Spruce Street * East Longmeadow, MA 01028 * FAX 413/525-6405 * TEL. 413/525-2332

Project Location: Simsbury, CT | Sample Description: | Work Order: 17D0857

Date Received: 4/19/2017

Field Sample #: B316 | Sampled: 4/19/2017 12:10

Sample ID: 17D0857-04

Sample Matrix: Soil

Polychlorinated Biphenyls with 3540 Soxhlet Extraction

Analyte	Results	RL	Units	Dilution	Flag/Qual	Method	Date Prepared	Date/Time Analyzed	Analyst
Aroclor-1016 [1]	ND	0.11	mg/Kg dry	5		SW-846 8082A	4/19/17	4/24/17 15:15	JMB
Aroclor-1221 [1]	ND	0.11	mg/Kg dry	5		SW-846 8082A	4/19/17	4/24/17 15:15	JMB
Aroclor-1232 [1]	ND	0.11	mg/Kg dry	5		SW-846 8082A	4/19/17	4/24/17 15:15	JMB
Aroclor-1242 [1]	ND	0.11	mg/Kg dry	5		SW-846 8082A	4/19/17	4/24/17 15:15	JMB
Aroclor-1248 [1]	ND	0.11	mg/Kg dry	5		SW-846 8082A	4/19/17	4/24/17 15:15	JMB
Aroclor-1254 [1]	ND	0.11	mg/Kg dry	5		SW-846 8082A	4/19/17	4/24/17 15:15	JMB
Aroclor-1260 [1]	ND	0.11	mg/Kg dry	5		SW-846 8082A	4/19/17	4/24/17 15:15	JMB
Aroclor-1262 [1]	ND	0.11	mg/Kg dry	5		SW-846 8082A	4/19/17	4/24/17 15:15	JMB
Aroclor-1268 [1]	ND	0.11	mg/Kg dry	5		SW-846 8082A	4/19/17	4/24/17 15:15	JMB

Surrogates	% Recovery	Recovery Limits	Flag/Qual	
Decachlorobiphenyl [1]	110	30-150		4/24/17 15:15
Decachlorobiphenyl [2]	122	30-150		4/24/17 15:15
Tetrachloro-m-xylene [1]	104	30-150		4/24/17 15:15
Tetrachloro-m-xylene [2]	114	30-150		4/24/17 15:15

con-test® ANALYTICAL LABORATORY
39 Spruce Street * East Longmeadow, MA 01028 * FAX 413/525-6405 * TEL. 413/525-2332

Project Location: Simsbury, CT | Sample Description: | Work Order: 17D0857

Date Received: 4/19/2017

Field Sample #: B316 | Sampled: 4/19/2017 12:10

Sample ID: 17D0857-04

Sample Matrix: Soil

Petroleum Hydrocarbons Analyses

Analyte	Results	RL	Units	Dilution	Flag/Qual	Method	Date Prepared	Date/Time Analyzed	Analyst
CT ETPH	ND	11	mg/Kg dry	1		CTDEP ETPH	4/20/17	4/24/17 14:51	PJG

Surrogates	% Recovery	Recovery Limits	Flag/Qual	
o-Terphenyl	69.8	50-150		4/24/17 14:51

con-test® ANALYTICAL LABORATORY
39 Spruce Street * East Longmeadow, MA 01028 * FAX 413/525-6405 * TEL. 413/525-2332

Project Location: Simsbury, CT | Sample Description: | Work Order: 17D0857
Date Received: 4/19/2017
Field Sample #: B316 | Sampled: 4/19/2017 12:10
Sample ID: 17D0857-04
Sample Matrix: Soil

Conventional Chemistry Parameters by EPA/APHA/SW-846 Methods (Total)

Analyte	Results	RL	Units	Dilution	Flag/Qual	Method	Date Prepared	Date/Time Analyzed	Analyst
% Solids	88.8		% Wt	1		SM 2540G	4/20/17	4/21/17 9:54	MRL

con-test® ANALYTICAL LABORATORY
39 Spruce Street * East Longmeadow, MA 01028 * FAX 413/525-6405 * TEL. 413/525-2332

Project Location: Simsbury, CT | Sample Description: | Work Order: 17D0857

Date Received: 4/19/2017

Field Sample #: B317 | Sampled: 4/19/2017 12:45

Sample ID: 17D0857-05

Sample Matrix: Soil

Petroleum Hydrocarbons Analyses

Analyte	Results	RL	Units	Dilution	Flag/Qual	Method	Date Prepared	Date/Time Analyzed	Analyst
CT ETPH	43	11	mg/Kg dry	1		CTDEP ETPH	4/20/17	4/24/17 17:48	PJG

Surrogates	% Recovery	Recovery Limits	Flag/Qual				
o-Terphenyl	70.2	50-150				4/24/17 17:48	

con-test® ANALYTICAL LABORATORY
39 Spruce Street * East Longmeadow, MA 01028 * FAX 413/525-6405 * TEL. 413/525-2332

Project Location: Simsbury, CT | Sample Description: | Work Order: 17D0857

Date Received: 4/19/2017

Field Sample #: B317 | Sampled: 4/19/2017 12:45

Sample ID: 17D0857-05

Sample Matrix: Soil

Conventional Chemistry Parameters by EPA/APHA/SW-846 Methods (Total)

Analyte	Results	RL	Units	Dilution	Flag/Qual	Method	Date Prepared	Date/Time Analyzed	Analyst
% Solids	91.4		% Wt	1		SM 2540G	4/20/17	4/21/17 9:54	MRL

con-test® ANALYTICAL LABORATORY
39 Spruce Street * East Longmeadow, MA 01028 * FAX 413/525-6405 * TEL. 413/525-2332

Project Location: Simsbury, CT | Sample Description: | Work Order: 17D0857

Date Received: 4/19/2017

Field Sample #: B318 | Sampled: 4/19/2017 13:30

Sample ID: 17D0857-06

Sample Matrix: Soil

Petroleum Hydrocarbons Analyses

Analyte	Results	RL	Units	Dilution	Flag/Qual	Method	Date Prepared	Date/Time Analyzed	Analyst
CT ETPH	45	11	mg/Kg dry	1		CTDEP ETPH	4/20/17	4/24/17 18:06	PJG

Surrogates	% Recovery	Recovery Limits	Flag/Qual				
o-Terphenyl	61.6	50-150				4/24/17 18:06	

con-test® ANALYTICAL LABORATORY
39 Spruce Street * East Longmeadow, MA 01028 * FAX 413/525-6405 * TEL. 413/525-2332

Project Location: Simsbury, CT | Sample Description: | Work Order: 17D0857
Date Received: 4/19/2017
Field Sample #: B318 | Sampled: 4/19/2017 13:30
Sample ID: 17D0857-06
Sample Matrix: Soil

Conventional Chemistry Parameters by EPA/APHA/SW-846 Methods (Total)

Analyte	Results	RL	Units	Dilution	Flag/Qual	Method	Date Prepared	Date/Time Analyzed	Analyst
% Solids	92.4		% Wt	1		SM 2540G	4/20/17	4/21/17 9:54	MRL

con-test® ANALYTICAL LABORATORY
39 Spruce Street * East Longmeadow, MA 01028 * FAX 413/525-6405 * TEL. 413/525-2332

Project Location: Simsbury, CT | Sample Description: | Work Order: 17D0857

Date Received: 4/19/2017

Field Sample #: B319 | Sampled: 4/19/2017 14:20

Sample ID: 17D0857-07

Sample Matrix: Soil

Volatile Organic Compounds by GC/MS

Analyte	Results	RL	Units	Dilution	Flag/Qual	Method	Date Prepared	Date/Time Analyzed	Analyst
Acetone	ND	0.089	mg/Kg dry	1		SW-846 8260C	4/20/17	4/20/17 10:14	MFF
Acrylonitrile	ND	0.0053	mg/Kg dry	1		SW-846 8260C	4/20/17	4/20/17 10:14	MFF
Benzene	ND	0.0018	mg/Kg dry	1		SW-846 8260C	4/20/17	4/20/17 10:14	MFF
Bromobenzene	ND	0.0018	mg/Kg dry	1		SW-846 8260C	4/20/17	4/20/17 10:14	MFF
Bromodichloromethane	ND	0.0018	mg/Kg dry	1		SW-846 8260C	4/20/17	4/20/17 10:14	MFF
Bromoform	ND	0.0018	mg/Kg dry	1		SW-846 8260C	4/20/17	4/20/17 10:14	MFF
Bromomethane	ND	0.0089	mg/Kg dry	1		SW-846 8260C	4/20/17	4/20/17 10:14	MFF
2-Butanone (MEK)	ND	0.036	mg/Kg dry	1		SW-846 8260C	4/20/17	4/20/17 10:14	MFF
n-Butylbenzene	ND	0.0018	mg/Kg dry	1		SW-846 8260C	4/20/17	4/20/17 10:14	MFF
sec-Butylbenzene	ND	0.0018	mg/Kg dry	1		SW-846 8260C	4/20/17	4/20/17 10:14	MFF
tert-Butylbenzene	ND	0.0018	mg/Kg dry	1		SW-846 8260C	4/20/17	4/20/17 10:14	MFF
Carbon Disulfide	ND	0.0053	mg/Kg dry	1		SW-846 8260C	4/20/17	4/20/17 10:14	MFF
Carbon Tetrachloride	ND	0.0018	mg/Kg dry	1		SW-846 8260C	4/20/17	4/20/17 10:14	MFF
Chlorobenzene	ND	0.0018	mg/Kg dry	1		SW-846 8260C	4/20/17	4/20/17 10:14	MFF
Chlorodibromomethane	ND	0.00089	mg/Kg dry	1		SW-846 8260C	4/20/17	4/20/17 10:14	MFF
Chloroethane	ND	0.018	mg/Kg dry	1		SW-846 8260C	4/20/17	4/20/17 10:14	MFF
Chloroform	ND	0.0036	mg/Kg dry	1		SW-846 8260C	4/20/17	4/20/17 10:14	MFF
Chloromethane	ND	0.0089	mg/Kg dry	1		SW-846 8260C	4/20/17	4/20/17 10:14	MFF
2-Chlorotoluene	ND	0.0018	mg/Kg dry	1		SW-846 8260C	4/20/17	4/20/17 10:14	MFF
4-Chlorotoluene	ND	0.0018	mg/Kg dry	1		SW-846 8260C	4/20/17	4/20/17 10:14	MFF
1,2-Dibromo-3-chloropropane (DBCP)	ND	0.0018	mg/Kg dry	1		SW-846 8260C	4/20/17	4/20/17 10:14	MFF
1,2-Dibromoethane (EDB)	ND	0.00089	mg/Kg dry	1		SW-846 8260C	4/20/17	4/20/17 10:14	MFF
Dibromomethane	ND	0.0018	mg/Kg dry	1		SW-846 8260C	4/20/17	4/20/17 10:14	MFF
1,2-Dichlorobenzene	ND	0.0018	mg/Kg dry	1		SW-846 8260C	4/20/17	4/20/17 10:14	MFF
1,3-Dichlorobenzene	ND	0.0018	mg/Kg dry	1		SW-846 8260C	4/20/17	4/20/17 10:14	MFF
1,4-Dichlorobenzene	ND	0.0018	mg/Kg dry	1		SW-846 8260C	4/20/17	4/20/17 10:14	MFF
trans-1,4-Dichloro-2-butene	ND	0.0036	mg/Kg dry	1		SW-846 8260C	4/20/17	4/20/17 10:14	MFF
Dichlorodifluoromethane (Freon 12)	ND	0.018	mg/Kg dry	1		SW-846 8260C	4/20/17	4/20/17 10:14	MFF
1,1-Dichloroethane	ND	0.0018	mg/Kg dry	1		SW-846 8260C	4/20/17	4/20/17 10:14	MFF
1,2-Dichloroethane	ND	0.0018	mg/Kg dry	1		SW-846 8260C	4/20/17	4/20/17 10:14	MFF
1,1-Dichloroethylene	ND	0.0036	mg/Kg dry	1		SW-846 8260C	4/20/17	4/20/17 10:14	MFF
cis-1,2-Dichloroethylene	ND	0.0018	mg/Kg dry	1		SW-846 8260C	4/20/17	4/20/17 10:14	MFF
trans-1,2-Dichloroethylene	ND	0.0018	mg/Kg dry	1		SW-846 8260C	4/20/17	4/20/17 10:14	MFF
1,2-Dichloropropane	ND	0.0018	mg/Kg dry	1		SW-846 8260C	4/20/17	4/20/17 10:14	MFF
1,3-Dichloropropane	ND	0.00089	mg/Kg dry	1		SW-846 8260C	4/20/17	4/20/17 10:14	MFF
2,2-Dichloropropane	ND	0.0018	mg/Kg dry	1		SW-846 8260C	4/20/17	4/20/17 10:14	MFF
1,1-Dichloropropene	ND	0.0018	mg/Kg dry	1		SW-846 8260C	4/20/17	4/20/17 10:14	MFF
cis-1,3-Dichloropropene	ND	0.00089	mg/Kg dry	1		SW-846 8260C	4/20/17	4/20/17 10:14	MFF
trans-1,3-Dichloropropene	ND	0.00089	mg/Kg dry	1		SW-846 8260C	4/20/17	4/20/17 10:14	MFF
Ethylbenzene	ND	0.0018	mg/Kg dry	1		SW-846 8260C	4/20/17	4/20/17 10:14	MFF
Hexachlorobutadiene	ND	0.0018	mg/Kg dry	1		SW-846 8260C	4/20/17	4/20/17 10:14	MFF
2-Hexanone (MBK)	ND	0.018	mg/Kg dry	1		SW-846 8260C	4/20/17	4/20/17 10:14	MFF
Isopropylbenzene (Cumene)	ND	0.0018	mg/Kg dry	1		SW-846 8260C	4/20/17	4/20/17 10:14	MFF
p-Isopropyltoluene (p-Cymene)	ND	0.0018	mg/Kg dry	1		SW-846 8260C	4/20/17	4/20/17 10:14	MFF

con-test® ANALYTICAL LABORATORY
39 Spruce Street * East Longmeadow, MA 01028 * FAX 413/525-6405 * TEL. 413/525-2332

Project Location: Simsbury, CT | Sample Description: | Work Order: 17D0857

Date Received: 4/19/2017

Field Sample #: B319 | Sampled: 4/19/2017 14:20

Sample ID: 17D0857-07

Sample Matrix: Soil

Volatile Organic Compounds by GC/MS

Analyte	Results	RL	Units	Dilution	Flag/Qual	Method	Date Prepared	Date/Time Analyzed	Analyst
Methyl tert-Butyl Ether (MTBE)	ND	0.0036	mg/Kg dry	1		SW-846 8260C	4/20/17	4/20/17 10:14	MFF
Methylene Chloride	ND	0.018	mg/Kg dry	1		SW-846 8260C	4/20/17	4/20/17 10:14	MFF
4-Methyl-2-pentanone (MIBK)	ND	0.018	mg/Kg dry	1		SW-846 8260C	4/20/17	4/20/17 10:14	MFF
Naphthalene	ND	0.0036	mg/Kg dry	1		SW-846 8260C	4/20/17	4/20/17 10:14	MFF
n-Propylbenzene	ND	0.0018	mg/Kg dry	1		SW-846 8260C	4/20/17	4/20/17 10:14	MFF
Styrene	ND	0.0018	mg/Kg dry	1		SW-846 8260C	4/20/17	4/20/17 10:14	MFF
1,1,1,2-Tetrachloroethane	ND	0.0018	mg/Kg dry	1		SW-846 8260C	4/20/17	4/20/17 10:14	MFF
1,1,2,2-Tetrachloroethane	ND	0.0036	mg/Kg dry	1		SW-846 8260C	4/20/17	4/20/17 10:14	MFF
Tetrachloroethylene	ND	0.0018	mg/Kg dry	1		SW-846 8260C	4/20/17	4/20/17 10:14	MFF
Tetrahydrofuran	ND	0.0089	mg/Kg dry	1	V-16	SW-846 8260C	4/20/17	4/20/17 10:14	MFF
Toluene	ND	0.0018	mg/Kg dry	1		SW-846 8260C	4/20/17	4/20/17 10:14	MFF
1,2,3-Trichlorobenzene	ND	0.0018	mg/Kg dry	1		SW-846 8260C	4/20/17	4/20/17 10:14	MFF
1,2,4-Trichlorobenzene	ND	0.0018	mg/Kg dry	1		SW-846 8260C	4/20/17	4/20/17 10:14	MFF
1,1,1-Trichloroethane	ND	0.0018	mg/Kg dry	1		SW-846 8260C	4/20/17	4/20/17 10:14	MFF
1,1,2-Trichloroethane	ND	0.0018	mg/Kg dry	1		SW-846 8260C	4/20/17	4/20/17 10:14	MFF
Trichloroethylene	ND	0.0018	mg/Kg dry	1		SW-846 8260C	4/20/17	4/20/17 10:14	MFF
Trichlorofluoromethane (Freon 11)	ND	0.0089	mg/Kg dry	1		SW-846 8260C	4/20/17	4/20/17 10:14	MFF
1,2,3-Trichloropropane	ND	0.0018	mg/Kg dry	1		SW-846 8260C	4/20/17	4/20/17 10:14	MFF
1,1,2-Trichloro-1,2,2-trifluoroethane (Freon 113)	ND	0.0089	mg/Kg dry	1		SW-846 8260C	4/20/17	4/20/17 10:14	MFF
1,2,4-Trimethylbenzene	ND	0.0018	mg/Kg dry	1		SW-846 8260C	4/20/17	4/20/17 10:14	MFF
1,3,5-Trimethylbenzene	ND	0.0018	mg/Kg dry	1		SW-846 8260C	4/20/17	4/20/17 10:14	MFF
Vinyl Chloride	ND	0.0089	mg/Kg dry	1		SW-846 8260C	4/20/17	4/20/17 10:14	MFF
m+p Xylene	ND	0.0036	mg/Kg dry	1		SW-846 8260C	4/20/17	4/20/17 10:14	MFF
o-Xylene	ND	0.0018	mg/Kg dry	1		SW-846 8260C	4/20/17	4/20/17 10:14	MFF

Surrogates	% Recovery	Recovery Limits	Flag/Qual	
1,2-Dichloroethane-d4	104	70-130		4/20/17 10:14
Toluene-d8	106	70-130		4/20/17 10:14
4-Bromofluorobenzene	104	70-130		4/20/17 10:14

con-test® ANALYTICAL LABORATORY
39 Spruce Street * East Longmeadow, MA 01028 * FAX 413/525-6405 * TEL. 413/525-2332

Project Location: Simsbury, CT | Sample Description: | Work Order: 17D0857

Date Received: 4/19/2017

Field Sample #: B319 | Sampled: 4/19/2017 14:20

Sample ID: 17D0857-07

Sample Matrix: Soil

Petroleum Hydrocarbons Analyses

Analyte	Results	RL	Units	Dilution	Flag/Qual	Method	Date Prepared	Date/Time Analyzed	Analyst
CT ETPH	ND	10	mg/Kg dry	1		CTDEP ETPH	4/20/17	4/24/17 15:09	PJG

Surrogates	% Recovery	Recovery Limits	Flag/Qual				
o-Terphenyl	70.7	50-150				4/24/17 15:09	

con-test® ANALYTICAL LABORATORY
39 Spruce Street * East Longmeadow, MA 01028 * FAX 413/525-6405 * TEL. 413/525-2332

Project Location: Simsbury, CT | Sample Description: | Work Order: 17D0857

Date Received: 4/19/2017

Field Sample #: B319 | Sampled: 4/19/2017 14:20

Sample ID: 17D0857-07

Sample Matrix: Soil

Conventional Chemistry Parameters by EPA/APHA/SW-846 Methods (Total)

Analyte	Results	RL	Units	Dilution	Flag/Qual	Method	Date Prepared	Date/Time Analyzed	Analyst
% Solids	96.4		% Wt	1		SM 2540G	4/20/17	4/21/17 9:54	MRL

con-test® ANALYTICAL LABORATORY
39 Spruce Street * East Longmeadow, MA 01028 * FAX 413/525-6405 * TEL. 413/525-2332

Project Location: Simsbury, CT | Sample Description: | Work Order: 17D0857
Date Received: 4/19/2017
Field Sample #: B320 | Sampled: 4/19/2017 14:35
Sample ID: 17D0857-08
Sample Matrix: Soil

Volatile Organic Compounds by GC/MS

Analyte	Results	RL	Units	Dilution	Flag/Qual	Method	Date Prepared	Date/Time Analyzed	Analyst
Acetone	ND	0.081	mg/Kg dry	1		SW-846 8260C	4/20/17	4/20/17 10:42	MFF
Acrylonitrile	ND	0.0048	mg/Kg dry	1		SW-846 8260C	4/20/17	4/20/17 10:42	MFF
Benzene	ND	0.0016	mg/Kg dry	1		SW-846 8260C	4/20/17	4/20/17 10:42	MFF
Bromobenzene	ND	0.0016	mg/Kg dry	1		SW-846 8260C	4/20/17	4/20/17 10:42	MFF
Bromodichloromethane	ND	0.0016	mg/Kg dry	1		SW-846 8260C	4/20/17	4/20/17 10:42	MFF
Bromoform	ND	0.0016	mg/Kg dry	1		SW-846 8260C	4/20/17	4/20/17 10:42	MFF
Bromomethane	ND	0.0081	mg/Kg dry	1		SW-846 8260C	4/20/17	4/20/17 10:42	MFF
2-Butanone (MEK)	ND	0.032	mg/Kg dry	1		SW-846 8260C	4/20/17	4/20/17 10:42	MFF
n-Butylbenzene	ND	0.0016	mg/Kg dry	1		SW-846 8260C	4/20/17	4/20/17 10:42	MFF
sec-Butylbenzene	ND	0.0016	mg/Kg dry	1		SW-846 8260C	4/20/17	4/20/17 10:42	MFF
tert-Butylbenzene	ND	0.0016	mg/Kg dry	1		SW-846 8260C	4/20/17	4/20/17 10:42	MFF
Carbon Disulfide	ND	0.0048	mg/Kg dry	1		SW-846 8260C	4/20/17	4/20/17 10:42	MFF
Carbon Tetrachloride	ND	0.0016	mg/Kg dry	1		SW-846 8260C	4/20/17	4/20/17 10:42	MFF
Chlorobenzene	ND	0.0016	mg/Kg dry	1		SW-846 8260C	4/20/17	4/20/17 10:42	MFF
Chlorodibromomethane	ND	0.00081	mg/Kg dry	1		SW-846 8260C	4/20/17	4/20/17 10:42	MFF
Chloroethane	ND	0.016	mg/Kg dry	1		SW-846 8260C	4/20/17	4/20/17 10:42	MFF
Chloroform	ND	0.0032	mg/Kg dry	1		SW-846 8260C	4/20/17	4/20/17 10:42	MFF
Chloromethane	ND	0.0081	mg/Kg dry	1		SW-846 8260C	4/20/17	4/20/17 10:42	MFF
2-Chlorotoluene	ND	0.0016	mg/Kg dry	1		SW-846 8260C	4/20/17	4/20/17 10:42	MFF
4-Chlorotoluene	ND	0.0016	mg/Kg dry	1		SW-846 8260C	4/20/17	4/20/17 10:42	MFF
1,2-Dibromo-3-chloropropane (DBCP)	ND	0.0016	mg/Kg dry	1		SW-846 8260C	4/20/17	4/20/17 10:42	MFF
1,2-Dibromoethane (EDB)	ND	0.00081	mg/Kg dry	1		SW-846 8260C	4/20/17	4/20/17 10:42	MFF
Dibromomethane	ND	0.0016	mg/Kg dry	1		SW-846 8260C	4/20/17	4/20/17 10:42	MFF
1,2-Dichlorobenzene	ND	0.0016	mg/Kg dry	1		SW-846 8260C	4/20/17	4/20/17 10:42	MFF
1,3-Dichlorobenzene	ND	0.0016	mg/Kg dry	1		SW-846 8260C	4/20/17	4/20/17 10:42	MFF
1,4-Dichlorobenzene	ND	0.0016	mg/Kg dry	1		SW-846 8260C	4/20/17	4/20/17 10:42	MFF
trans-1,4-Dichloro-2-butene	ND	0.0032	mg/Kg dry	1		SW-846 8260C	4/20/17	4/20/17 10:42	MFF
Dichlorodifluoromethane (Freon 12)	ND	0.016	mg/Kg dry	1		SW-846 8260C	4/20/17	4/20/17 10:42	MFF
1,1-Dichloroethane	ND	0.0016	mg/Kg dry	1		SW-846 8260C	4/20/17	4/20/17 10:42	MFF
1,2-Dichloroethane	ND	0.0016	mg/Kg dry	1		SW-846 8260C	4/20/17	4/20/17 10:42	MFF
1,1-Dichloroethylene	ND	0.0032	mg/Kg dry	1		SW-846 8260C	4/20/17	4/20/17 10:42	MFF
cis-1,2-Dichloroethylene	ND	0.0016	mg/Kg dry	1		SW-846 8260C	4/20/17	4/20/17 10:42	MFF
trans-1,2-Dichloroethylene	ND	0.0016	mg/Kg dry	1		SW-846 8260C	4/20/17	4/20/17 10:42	MFF
1,2-Dichloropropane	ND	0.0016	mg/Kg dry	1		SW-846 8260C	4/20/17	4/20/17 10:42	MFF
1,3-Dichloropropane	ND	0.00081	mg/Kg dry	1		SW-846 8260C	4/20/17	4/20/17 10:42	MFF
2,2-Dichloropropane	ND	0.0016	mg/Kg dry	1		SW-846 8260C	4/20/17	4/20/17 10:42	MFF
1,1-Dichloropropene	ND	0.0016	mg/Kg dry	1		SW-846 8260C	4/20/17	4/20/17 10:42	MFF
cis-1,3-Dichloropropene	ND	0.00081	mg/Kg dry	1		SW-846 8260C	4/20/17	4/20/17 10:42	MFF
trans-1,3-Dichloropropene	ND	0.00081	mg/Kg dry	1		SW-846 8260C	4/20/17	4/20/17 10:42	MFF
Ethylbenzene	ND	0.0016	mg/Kg dry	1		SW-846 8260C	4/20/17	4/20/17 10:42	MFF
Hexachlorobutadiene	ND	0.0016	mg/Kg dry	1		SW-846 8260C	4/20/17	4/20/17 10:42	MFF
2-Hexanone (MBK)	ND	0.016	mg/Kg dry	1		SW-846 8260C	4/20/17	4/20/17 10:42	MFF
Isopropylbenzene (Cumene)	ND	0.0016	mg/Kg dry	1		SW-846 8260C	4/20/17	4/20/17 10:42	MFF
p-Isopropyltoluene (p-Cymene)	ND	0.0016	mg/Kg dry	1		SW-846 8260C	4/20/17	4/20/17 10:42	MFF

con-test® ANALYTICAL LABORATORY
39 Spruce Street * East Longmeadow, MA 01028 * FAX 413/525-6405 * TEL. 413/525-2332

Project Location: Simsbury, CT | Sample Description: | Work Order: 17D0857

Date Received: 4/19/2017

Field Sample #: B320 | Sampled: 4/19/2017 14:35

Sample ID: 17D0857-08

Sample Matrix: Soil

Volatile Organic Compounds by GC/MS

Analyte	Results	RL	Units	Dilution	Flag/Qual	Method	Date Prepared	Date/Time Analyzed	Analyst
Methyl tert-Butyl Ether (MTBE)	ND	0.0032	mg/Kg dry	1		SW-846 8260C	4/20/17	4/20/17 10:42	MFF
Methylene Chloride	ND	0.016	mg/Kg dry	1		SW-846 8260C	4/20/17	4/20/17 10:42	MFF
4-Methyl-2-pentanone (MIBK)	ND	0.016	mg/Kg dry	1		SW-846 8260C	4/20/17	4/20/17 10:42	MFF
Naphthalene	ND	0.0032	mg/Kg dry	1		SW-846 8260C	4/20/17	4/20/17 10:42	MFF
n-Propylbenzene	ND	0.0016	mg/Kg dry	1		SW-846 8260C	4/20/17	4/20/17 10:42	MFF
Styrene	ND	0.0016	mg/Kg dry	1		SW-846 8260C	4/20/17	4/20/17 10:42	MFF
1,1,1,2-Tetrachloroethane	ND	0.0016	mg/Kg dry	1		SW-846 8260C	4/20/17	4/20/17 10:42	MFF
1,1,2,2-Tetrachloroethane	ND	0.0032	mg/Kg dry	1		SW-846 8260C	4/20/17	4/20/17 10:42	MFF
Tetrachloroethylene	ND	0.0016	mg/Kg dry	1		SW-846 8260C	4/20/17	4/20/17 10:42	MFF
Tetrahydrofuran	ND	0.0081	mg/Kg dry	1	V-16	SW-846 8260C	4/20/17	4/20/17 10:42	MFF
Toluene	ND	0.0016	mg/Kg dry	1		SW-846 8260C	4/20/17	4/20/17 10:42	MFF
1,2,3-Trichlorobenzene	ND	0.0016	mg/Kg dry	1		SW-846 8260C	4/20/17	4/20/17 10:42	MFF
1,2,4-Trichlorobenzene	ND	0.0016	mg/Kg dry	1		SW-846 8260C	4/20/17	4/20/17 10:42	MFF
1,1,1-Trichloroethane	ND	0.0016	mg/Kg dry	1		SW-846 8260C	4/20/17	4/20/17 10:42	MFF
1,1,2-Trichloroethane	ND	0.0016	mg/Kg dry	1		SW-846 8260C	4/20/17	4/20/17 10:42	MFF
Trichloroethylene	ND	0.0016	mg/Kg dry	1		SW-846 8260C	4/20/17	4/20/17 10:42	MFF
Trichlorofluoromethane (Freon 11)	ND	0.0081	mg/Kg dry	1		SW-846 8260C	4/20/17	4/20/17 10:42	MFF
1,2,3-Trichloropropane	ND	0.0016	mg/Kg dry	1		SW-846 8260C	4/20/17	4/20/17 10:42	MFF
1,1,2-Trichloro-1,2,2-trifluoroethane (Freon 113)	ND	0.0081	mg/Kg dry	1		SW-846 8260C	4/20/17	4/20/17 10:42	MFF
1,2,4-Trimethylbenzene	ND	0.0016	mg/Kg dry	1		SW-846 8260C	4/20/17	4/20/17 10:42	MFF
1,3,5-Trimethylbenzene	ND	0.0016	mg/Kg dry	1		SW-846 8260C	4/20/17	4/20/17 10:42	MFF
Vinyl Chloride	ND	0.0081	mg/Kg dry	1		SW-846 8260C	4/20/17	4/20/17 10:42	MFF
m+p Xylene	ND	0.0032	mg/Kg dry	1		SW-846 8260C	4/20/17	4/20/17 10:42	MFF
o-Xylene	ND	0.0016	mg/Kg dry	1		SW-846 8260C	4/20/17	4/20/17 10:42	MFF

Surrogates	% Recovery	Recovery Limits	Flag/Qual	
1,2-Dichloroethane-d4	103	70-130		4/20/17 10:42
Toluene-d8	107	70-130		4/20/17 10:42
4-Bromofluorobenzene	104	70-130		4/20/17 10:42

con-test® ANALYTICAL LABORATORY
39 Spruce Street * East Longmeadow, MA 01028 * FAX 413/525-6405 * TEL. 413/525-2332

Project Location: Simsbury, CT | Sample Description: | Work Order: 17D0857

Date Received: 4/19/2017

Field Sample #: B320 | Sampled: 4/19/2017 14:35

Sample ID: 17D0857-08

Sample Matrix: Soil

Petroleum Hydrocarbons Analyses

Analyte	Results	RL	Units	Dilution	Flag/Qual	Method	Date Prepared	Date/Time Analyzed	Analyst
CT ETPH	150	53	mg/Kg dry	5		CTDEP ETPH	4/20/17	4/24/17 18:23	PJG

Surrogates	% Recovery	Recovery Limits	Flag/Qual	
o-Terphenyl	50.7	50-150		4/24/17 18:23

con-test® ANALYTICAL LABORATORY
39 Spruce Street * East Longmeadow, MA 01028 * FAX 413/525-6405 * TEL. 413/525-2332

Project Location: Simsbury, CT | Sample Description: | Work Order: 17D0857
Date Received: 4/19/2017
Field Sample #: B320 | Sampled: 4/19/2017 14:35
Sample ID: 17D0857-08
Sample Matrix: Soil

Conventional Chemistry Parameters by EPA/APHA/SW-846 Methods (Total)

Analyte	Results	RL	Units	Dilution	Flag/Qual	Method	Date Prepared	Date/Time Analyzed	Analyst
% Solids	95.0		% Wt	1		SM 2540G	4/20/17	4/21/17 9:54	MRL

con-test® ANALYTICAL LABORATORY
39 Spruce Street * East Longmeadow, MA 01028 * FAX 413/525-6405 * TEL. 413/525-2332

Project Location: Simsbury, CT | Sample Description: | Work Order: 17D0857

Date Received: 4/19/2017

Field Sample #: B321 | Sampled: 4/19/2017 14:50

Sample ID: 17D0857-09

Sample Matrix: Soil

Volatile Organic Compounds by GC/MS

Analyte	Results	RL	Units	Dilution	Flag/Qual	Method	Date Prepared	Date/Time Analyzed	Analyst
Acetone	ND	0.082	mg/Kg dry	1		SW-846 8260C	4/20/17	4/20/17 11:10	MFF
Acrylonitrile	ND	0.0049	mg/Kg dry	1		SW-846 8260C	4/20/17	4/20/17 11:10	MFF
Benzene	ND	0.0016	mg/Kg dry	1		SW-846 8260C	4/20/17	4/20/17 11:10	MFF
Bromobenzene	ND	0.0016	mg/Kg dry	1		SW-846 8260C	4/20/17	4/20/17 11:10	MFF
Bromodichloromethane	ND	0.0016	mg/Kg dry	1		SW-846 8260C	4/20/17	4/20/17 11:10	MFF
Bromoform	ND	0.0016	mg/Kg dry	1		SW-846 8260C	4/20/17	4/20/17 11:10	MFF
Bromomethane	ND	0.0082	mg/Kg dry	1		SW-846 8260C	4/20/17	4/20/17 11:10	MFF
2-Butanone (MEK)	ND	0.033	mg/Kg dry	1		SW-846 8260C	4/20/17	4/20/17 11:10	MFF
n-Butylbenzene	ND	0.0016	mg/Kg dry	1		SW-846 8260C	4/20/17	4/20/17 11:10	MFF
sec-Butylbenzene	ND	0.0016	mg/Kg dry	1		SW-846 8260C	4/20/17	4/20/17 11:10	MFF
tert-Butylbenzene	ND	0.0016	mg/Kg dry	1		SW-846 8260C	4/20/17	4/20/17 11:10	MFF
Carbon Disulfide	ND	0.0049	mg/Kg dry	1		SW-846 8260C	4/20/17	4/20/17 11:10	MFF
Carbon Tetrachloride	ND	0.0016	mg/Kg dry	1		SW-846 8260C	4/20/17	4/20/17 11:10	MFF
Chlorobenzene	ND	0.0016	mg/Kg dry	1		SW-846 8260C	4/20/17	4/20/17 11:10	MFF
Chlorodibromomethane	ND	0.00082	mg/Kg dry	1		SW-846 8260C	4/20/17	4/20/17 11:10	MFF
Chloroethane	ND	0.016	mg/Kg dry	1		SW-846 8260C	4/20/17	4/20/17 11:10	MFF
Chloroform	ND	0.0033	mg/Kg dry	1		SW-846 8260C	4/20/17	4/20/17 11:10	MFF
Chloromethane	ND	0.0082	mg/Kg dry	1		SW-846 8260C	4/20/17	4/20/17 11:10	MFF
2-Chlorotoluene	ND	0.0016	mg/Kg dry	1		SW-846 8260C	4/20/17	4/20/17 11:10	MFF
4-Chlorotoluene	ND	0.0016	mg/Kg dry	1		SW-846 8260C	4/20/17	4/20/17 11:10	MFF
1,2-Dibromo-3-chloropropane (DBCP)	ND	0.0016	mg/Kg dry	1		SW-846 8260C	4/20/17	4/20/17 11:10	MFF
1,2-Dibromoethane (EDB)	ND	0.00082	mg/Kg dry	1		SW-846 8260C	4/20/17	4/20/17 11:10	MFF
Dibromomethane	ND	0.0016	mg/Kg dry	1		SW-846 8260C	4/20/17	4/20/17 11:10	MFF
1,2-Dichlorobenzene	ND	0.0016	mg/Kg dry	1		SW-846 8260C	4/20/17	4/20/17 11:10	MFF
1,3-Dichlorobenzene	ND	0.0016	mg/Kg dry	1		SW-846 8260C	4/20/17	4/20/17 11:10	MFF
1,4-Dichlorobenzene	ND	0.0016	mg/Kg dry	1		SW-846 8260C	4/20/17	4/20/17 11:10	MFF
trans-1,4-Dichloro-2-butene	ND	0.0033	mg/Kg dry	1		SW-846 8260C	4/20/17	4/20/17 11:10	MFF
Dichlorodifluoromethane (Freon 12)	ND	0.016	mg/Kg dry	1		SW-846 8260C	4/20/17	4/20/17 11:10	MFF
1,1-Dichloroethane	ND	0.0016	mg/Kg dry	1		SW-846 8260C	4/20/17	4/20/17 11:10	MFF
1,2-Dichloroethane	ND	0.0016	mg/Kg dry	1		SW-846 8260C	4/20/17	4/20/17 11:10	MFF
1,1-Dichloroethylene	ND	0.0033	mg/Kg dry	1		SW-846 8260C	4/20/17	4/20/17 11:10	MFF
cis-1,2-Dichloroethylene	ND	0.0016	mg/Kg dry	1		SW-846 8260C	4/20/17	4/20/17 11:10	MFF
trans-1,2-Dichloroethylene	ND	0.0016	mg/Kg dry	1		SW-846 8260C	4/20/17	4/20/17 11:10	MFF
1,2-Dichloropropane	ND	0.0016	mg/Kg dry	1		SW-846 8260C	4/20/17	4/20/17 11:10	MFF
1,3-Dichloropropane	ND	0.00082	mg/Kg dry	1		SW-846 8260C	4/20/17	4/20/17 11:10	MFF
2,2-Dichloropropane	ND	0.0016	mg/Kg dry	1		SW-846 8260C	4/20/17	4/20/17 11:10	MFF
1,1-Dichloropropene	ND	0.0016	mg/Kg dry	1		SW-846 8260C	4/20/17	4/20/17 11:10	MFF
cis-1,3-Dichloropropene	ND	0.00082	mg/Kg dry	1		SW-846 8260C	4/20/17	4/20/17 11:10	MFF
trans-1,3-Dichloropropene	ND	0.00082	mg/Kg dry	1		SW-846 8260C	4/20/17	4/20/17 11:10	MFF
Ethylbenzene	ND	0.0016	mg/Kg dry	1		SW-846 8260C	4/20/17	4/20/17 11:10	MFF
Hexachlorobutadiene	ND	0.0016	mg/Kg dry	1		SW-846 8260C	4/20/17	4/20/17 11:10	MFF
2-Hexanone (MBK)	ND	0.016	mg/Kg dry	1		SW-846 8260C	4/20/17	4/20/17 11:10	MFF
Isopropylbenzene (Cumene)	ND	0.0016	mg/Kg dry	1		SW-846 8260C	4/20/17	4/20/17 11:10	MFF
p-Isopropyltoluene (p-Cymene)	ND	0.0016	mg/Kg dry	1		SW-846 8260C	4/20/17	4/20/17 11:10	MFF

con-test® ANALYTICAL LABORATORY
39 Spruce Street * East Longmeadow, MA 01028 * FAX 413/525-6405 * TEL. 413/525-2332

Project Location: Simsbury, CT | Sample Description: | Work Order: 17D0857

Date Received: 4/19/2017

Field Sample #: B321 | Sampled: 4/19/2017 14:50

Sample ID: 17D0857-09

Sample Matrix: Soil

Volatile Organic Compounds by GC/MS

Analyte	Results	RL	Units	Dilution	Flag/Qual	Method	Date Prepared	Date/Time Analyzed	Analyst
Methyl tert-Butyl Ether (MTBE)	ND	0.0033	mg/Kg dry	1		SW-846 8260C	4/20/17	4/20/17 11:10	MFF
Methylene Chloride	ND	0.016	mg/Kg dry	1		SW-846 8260C	4/20/17	4/20/17 11:10	MFF
4-Methyl-2-pentanone (MIBK)	ND	0.016	mg/Kg dry	1		SW-846 8260C	4/20/17	4/20/17 11:10	MFF
Naphthalene	ND	0.0033	mg/Kg dry	1		SW-846 8260C	4/20/17	4/20/17 11:10	MFF
n-Propylbenzene	ND	0.0016	mg/Kg dry	1		SW-846 8260C	4/20/17	4/20/17 11:10	MFF
Styrene	ND	0.0016	mg/Kg dry	1		SW-846 8260C	4/20/17	4/20/17 11:10	MFF
1,1,1,2-Tetrachloroethane	ND	0.0016	mg/Kg dry	1		SW-846 8260C	4/20/17	4/20/17 11:10	MFF
1,1,2,2-Tetrachloroethane	ND	0.0033	mg/Kg dry	1		SW-846 8260C	4/20/17	4/20/17 11:10	MFF
Tetrachloroethylene	ND	0.0016	mg/Kg dry	1		SW-846 8260C	4/20/17	4/20/17 11:10	MFF
Tetrahydrofuran	ND	0.0082	mg/Kg dry	1	V-16	SW-846 8260C	4/20/17	4/20/17 11:10	MFF
Toluene	ND	0.0016	mg/Kg dry	1		SW-846 8260C	4/20/17	4/20/17 11:10	MFF
1,2,3-Trichlorobenzene	ND	0.0016	mg/Kg dry	1		SW-846 8260C	4/20/17	4/20/17 11:10	MFF
1,2,4-Trichlorobenzene	ND	0.0016	mg/Kg dry	1		SW-846 8260C	4/20/17	4/20/17 11:10	MFF
1,1,1-Trichloroethane	ND	0.0016	mg/Kg dry	1		SW-846 8260C	4/20/17	4/20/17 11:10	MFF
1,1,2-Trichloroethane	ND	0.0016	mg/Kg dry	1		SW-846 8260C	4/20/17	4/20/17 11:10	MFF
Trichloroethylene	ND	0.0016	mg/Kg dry	1		SW-846 8260C	4/20/17	4/20/17 11:10	MFF
Trichlorofluoromethane (Freon 11)	ND	0.0082	mg/Kg dry	1		SW-846 8260C	4/20/17	4/20/17 11:10	MFF
1,2,3-Trichloropropane	ND	0.0016	mg/Kg dry	1		SW-846 8260C	4/20/17	4/20/17 11:10	MFF
1,1,2-Trichloro-1,2,2-trifluoroethane (Freon 113)	ND	0.0082	mg/Kg dry	1		SW-846 8260C	4/20/17	4/20/17 11:10	MFF
1,2,4-Trimethylbenzene	ND	0.0016	mg/Kg dry	1		SW-846 8260C	4/20/17	4/20/17 11:10	MFF
1,3,5-Trimethylbenzene	ND	0.0016	mg/Kg dry	1		SW-846 8260C	4/20/17	4/20/17 11:10	MFF
Vinyl Chloride	ND	0.0082	mg/Kg dry	1		SW-846 8260C	4/20/17	4/20/17 11:10	MFF
m+p Xylene	ND	0.0033	mg/Kg dry	1		SW-846 8260C	4/20/17	4/20/17 11:10	MFF
o-Xylene	ND	0.0016	mg/Kg dry	1		SW-846 8260C	4/20/17	4/20/17 11:10	MFF

Surrogates	% Recovery	Recovery Limits	Flag/Qual	
1,2-Dichloroethane-d4	103	70-130		4/20/17 11:10
Toluene-d8	105	70-130		4/20/17 11:10
4-Bromofluorobenzene	102	70-130		4/20/17 11:10

con-test® ANALYTICAL LABORATORY
39 Spruce Street * East Longmeadow, MA 01028 * FAX 413/525-6405 * TEL. 413/525-2332

Project Location: Simsbury, CT | Sample Description: | Work Order: 17D0857

Date Received: 4/19/2017

Field Sample #: B321 | Sampled: 4/19/2017 14:50

Sample ID: 17D0857-09

Sample Matrix: Soil

Petroleum Hydrocarbons Analyses

Analyte	Results	RL	Units	Dilution	Flag/Qual	Method	Date Prepared	Date/Time Analyzed	Analyst
CT ETPH	760	260	mg/Kg dry	25		CTDEP ETPH	4/20/17	4/25/17 19:17	PJG

Surrogates	% Recovery	Recovery Limits	Flag/Qual	
o-Terphenyl	*	50-150	S-01	4/25/17 19:17

con-test® ANALYTICAL LABORATORY
39 Spruce Street * East Longmeadow, MA 01028 * FAX 413/525-6405 * TEL. 413/525-2332

Project Location: Simsbury, CT | Sample Description: | Work Order: 17D0857

Date Received: 4/19/2017

Field Sample #: B321 | Sampled: 4/19/2017 14:50

Sample ID: 17D0857-09

Sample Matrix: Soil

Conventional Chemistry Parameters by EPA/APHA/SW-846 Methods (Total)

Analyte	Results	RL	Units	Dilution	Flag/Qual	Method	Date Prepared	Date/Time Analyzed	Analyst
% Solids	95.3		% Wt	1		SM 2540G	4/20/17	4/21/17 9:54	MRL

con-test® ANALYTICAL LABORATORY
39 Spruce Street * East Longmeadow, MA 01028 * FAX 413/525-6405 * TEL. 413/525-2332

Project Location: Simsbury, CT | Sample Description: | Work Order: 17D0857

Date Received: 4/19/2017

Field Sample #: B322 | Sampled: 4/19/2017 15:00

Sample ID: 17D0857-10

Sample Matrix: Soil

Volatile Organic Compounds by GC/MS

Analyte	Results	RL	Units	Dilution	Flag/Qual	Method	Date Prepared	Date/Time Analyzed	Analyst
Acetone	ND	0.084	mg/Kg dry	1		SW-846 8260C	4/20/17	4/20/17 11:38	MFF
Acrylonitrile	ND	0.0050	mg/Kg dry	1		SW-846 8260C	4/20/17	4/20/17 11:38	MFF
Benzene	ND	0.0017	mg/Kg dry	1		SW-846 8260C	4/20/17	4/20/17 11:38	MFF
Bromobenzene	ND	0.0017	mg/Kg dry	1		SW-846 8260C	4/20/17	4/20/17 11:38	MFF
Bromodichloromethane	ND	0.0017	mg/Kg dry	1		SW-846 8260C	4/20/17	4/20/17 11:38	MFF
Bromoform	ND	0.0017	mg/Kg dry	1		SW-846 8260C	4/20/17	4/20/17 11:38	MFF
Bromomethane	ND	0.0084	mg/Kg dry	1		SW-846 8260C	4/20/17	4/20/17 11:38	MFF
2-Butanone (MEK)	ND	0.033	mg/Kg dry	1		SW-846 8260C	4/20/17	4/20/17 11:38	MFF
n-Butylbenzene	ND	0.0017	mg/Kg dry	1		SW-846 8260C	4/20/17	4/20/17 11:38	MFF
sec-Butylbenzene	ND	0.0017	mg/Kg dry	1		SW-846 8260C	4/20/17	4/20/17 11:38	MFF
tert-Butylbenzene	ND	0.0017	mg/Kg dry	1		SW-846 8260C	4/20/17	4/20/17 11:38	MFF
Carbon Disulfide	ND	0.0050	mg/Kg dry	1		SW-846 8260C	4/20/17	4/20/17 11:38	MFF
Carbon Tetrachloride	ND	0.0017	mg/Kg dry	1		SW-846 8260C	4/20/17	4/20/17 11:38	MFF
Chlorobenzene	ND	0.0017	mg/Kg dry	1		SW-846 8260C	4/20/17	4/20/17 11:38	MFF
Chlorodibromomethane	ND	0.00084	mg/Kg dry	1		SW-846 8260C	4/20/17	4/20/17 11:38	MFF
Chloroethane	ND	0.017	mg/Kg dry	1		SW-846 8260C	4/20/17	4/20/17 11:38	MFF
Chloroform	ND	0.0033	mg/Kg dry	1		SW-846 8260C	4/20/17	4/20/17 11:38	MFF
Chloromethane	ND	0.0084	mg/Kg dry	1		SW-846 8260C	4/20/17	4/20/17 11:38	MFF
2-Chlorotoluene	ND	0.0017	mg/Kg dry	1		SW-846 8260C	4/20/17	4/20/17 11:38	MFF
4-Chlorotoluene	ND	0.0017	mg/Kg dry	1		SW-846 8260C	4/20/17	4/20/17 11:38	MFF
1,2-Dibromo-3-chloropropane (DBCP)	ND	0.0017	mg/Kg dry	1		SW-846 8260C	4/20/17	4/20/17 11:38	MFF
1,2-Dibromoethane (EDB)	ND	0.00084	mg/Kg dry	1		SW-846 8260C	4/20/17	4/20/17 11:38	MFF
Dibromomethane	ND	0.0017	mg/Kg dry	1		SW-846 8260C	4/20/17	4/20/17 11:38	MFF
1,2-Dichlorobenzene	ND	0.0017	mg/Kg dry	1		SW-846 8260C	4/20/17	4/20/17 11:38	MFF
1,3-Dichlorobenzene	ND	0.0017	mg/Kg dry	1		SW-846 8260C	4/20/17	4/20/17 11:38	MFF
1,4-Dichlorobenzene	ND	0.0017	mg/Kg dry	1		SW-846 8260C	4/20/17	4/20/17 11:38	MFF
trans-1,4-Dichloro-2-butene	ND	0.0033	mg/Kg dry	1		SW-846 8260C	4/20/17	4/20/17 11:38	MFF
Dichlorodifluoromethane (Freon 12)	ND	0.017	mg/Kg dry	1		SW-846 8260C	4/20/17	4/20/17 11:38	MFF
1,1-Dichloroethane	ND	0.0017	mg/Kg dry	1		SW-846 8260C	4/20/17	4/20/17 11:38	MFF
1,2-Dichloroethane	ND	0.0017	mg/Kg dry	1		SW-846 8260C	4/20/17	4/20/17 11:38	MFF
1,1-Dichloroethylene	ND	0.0033	mg/Kg dry	1		SW-846 8260C	4/20/17	4/20/17 11:38	MFF
cis-1,2-Dichloroethylene	ND	0.0017	mg/Kg dry	1		SW-846 8260C	4/20/17	4/20/17 11:38	MFF
trans-1,2-Dichloroethylene	ND	0.0017	mg/Kg dry	1		SW-846 8260C	4/20/17	4/20/17 11:38	MFF
1,2-Dichloropropane	ND	0.0017	mg/Kg dry	1		SW-846 8260C	4/20/17	4/20/17 11:38	MFF
1,3-Dichloropropane	ND	0.00084	mg/Kg dry	1		SW-846 8260C	4/20/17	4/20/17 11:38	MFF
2,2-Dichloropropane	ND	0.0017	mg/Kg dry	1		SW-846 8260C	4/20/17	4/20/17 11:38	MFF
1,1-Dichloropropene	ND	0.0017	mg/Kg dry	1		SW-846 8260C	4/20/17	4/20/17 11:38	MFF
cis-1,3-Dichloropropene	ND	0.00084	mg/Kg dry	1		SW-846 8260C	4/20/17	4/20/17 11:38	MFF
trans-1,3-Dichloropropene	ND	0.00084	mg/Kg dry	1		SW-846 8260C	4/20/17	4/20/17 11:38	MFF
Ethylbenzene	ND	0.0017	mg/Kg dry	1		SW-846 8260C	4/20/17	4/20/17 11:38	MFF
Hexachlorobutadiene	ND	0.0017	mg/Kg dry	1		SW-846 8260C	4/20/17	4/20/17 11:38	MFF
2-Hexanone (MBK)	ND	0.017	mg/Kg dry	1		SW-846 8260C	4/20/17	4/20/17 11:38	MFF
Isopropylbenzene (Cumene)	ND	0.0017	mg/Kg dry	1		SW-846 8260C	4/20/17	4/20/17 11:38	MFF
p-Isopropyltoluene (p-Cymene)	ND	0.0017	mg/Kg dry	1		SW-846 8260C	4/20/17	4/20/17 11:38	MFF

con-test® ANALYTICAL LABORATORY
39 Spruce Street * East Longmeadow, MA 01028 * FAX 413/525-6405 * TEL. 413/525-2332

Project Location: Simsbury, CT | Sample Description: | Work Order: 17D0857

Date Received: 4/19/2017

Field Sample #: B322 | Sampled: 4/19/2017 15:00

Sample ID: 17D0857-10

Sample Matrix: Soil

Volatile Organic Compounds by GC/MS

Analyte	Results	RL	Units	Dilution	Flag/Qual	Method	Date Prepared	Date/Time Analyzed	Analyst
Methyl tert-Butyl Ether (MTBE)	ND	0.0033	mg/Kg dry	1		SW-846 8260C	4/20/17	4/20/17 11:38	MFF
Methylene Chloride	ND	0.017	mg/Kg dry	1		SW-846 8260C	4/20/17	4/20/17 11:38	MFF
4-Methyl-2-pentanone (MIBK)	ND	0.017	mg/Kg dry	1		SW-846 8260C	4/20/17	4/20/17 11:38	MFF
Naphthalene	ND	0.0033	mg/Kg dry	1		SW-846 8260C	4/20/17	4/20/17 11:38	MFF
n-Propylbenzene	ND	0.0017	mg/Kg dry	1		SW-846 8260C	4/20/17	4/20/17 11:38	MFF
Styrene	ND	0.0017	mg/Kg dry	1		SW-846 8260C	4/20/17	4/20/17 11:38	MFF
1,1,1,2-Tetrachloroethane	ND	0.0017	mg/Kg dry	1		SW-846 8260C	4/20/17	4/20/17 11:38	MFF
1,1,2,2-Tetrachloroethane	ND	0.0033	mg/Kg dry	1		SW-846 8260C	4/20/17	4/20/17 11:38	MFF
Tetrachloroethylene	ND	0.0017	mg/Kg dry	1		SW-846 8260C	4/20/17	4/20/17 11:38	MFF
Tetrahydrofuran	ND	0.0084	mg/Kg dry	1	V-16	SW-846 8260C	4/20/17	4/20/17 11:38	MFF
Toluene	ND	0.0017	mg/Kg dry	1		SW-846 8260C	4/20/17	4/20/17 11:38	MFF
1,2,3-Trichlorobenzene	ND	0.0017	mg/Kg dry	1		SW-846 8260C	4/20/17	4/20/17 11:38	MFF
1,2,4-Trichlorobenzene	ND	0.0017	mg/Kg dry	1		SW-846 8260C	4/20/17	4/20/17 11:38	MFF
1,1,1-Trichloroethane	ND	0.0017	mg/Kg dry	1		SW-846 8260C	4/20/17	4/20/17 11:38	MFF
1,1,2-Trichloroethane	ND	0.0017	mg/Kg dry	1		SW-846 8260C	4/20/17	4/20/17 11:38	MFF
Trichloroethylene	ND	0.0017	mg/Kg dry	1		SW-846 8260C	4/20/17	4/20/17 11:38	MFF
Trichlorofluoromethane (Freon 11)	ND	0.0084	mg/Kg dry	1		SW-846 8260C	4/20/17	4/20/17 11:38	MFF
1,2,3-Trichloropropane	ND	0.0017	mg/Kg dry	1		SW-846 8260C	4/20/17	4/20/17 11:38	MFF
1,1,2-Trichloro-1,2,2-trifluoroethane (Freon 113)	ND	0.0084	mg/Kg dry	1		SW-846 8260C	4/20/17	4/20/17 11:38	MFF
1,2,4-Trimethylbenzene	ND	0.0017	mg/Kg dry	1		SW-846 8260C	4/20/17	4/20/17 11:38	MFF
1,3,5-Trimethylbenzene	ND	0.0017	mg/Kg dry	1		SW-846 8260C	4/20/17	4/20/17 11:38	MFF
Vinyl Chloride	ND	0.0084	mg/Kg dry	1		SW-846 8260C	4/20/17	4/20/17 11:38	MFF
m+p Xylene	ND	0.0033	mg/Kg dry	1		SW-846 8260C	4/20/17	4/20/17 11:38	MFF
o-Xylene	ND	0.0017	mg/Kg dry	1		SW-846 8260C	4/20/17	4/20/17 11:38	MFF

Surrogates	% Recovery	Recovery Limits	Flag/Qual	
1,2-Dichloroethane-d4	101	70-130		4/20/17 11:38
Toluene-d8	105	70-130		4/20/17 11:38
4-Bromofluorobenzene	103	70-130		4/20/17 11:38

con-test® ANALYTICAL LABORATORY
39 Spruce Street * East Longmeadow, MA 01028 * FAX 413/525-6405 * TEL. 413/525-2332

Project Location: Simsbury, CT | Sample Description: | Work Order: 17D0857

Date Received: 4/19/2017

Field Sample #: B322 | Sampled: 4/19/2017 15:00

Sample ID: 17D0857-10

Sample Matrix: Soil

Petroleum Hydrocarbons Analyses

Analyte	Results	RL	Units	Dilution	Flag/Qual	Method	Date Prepared	Date/Time Analyzed	Analyst
CT ETPH	17	11	mg/Kg dry	1		CTDEP ETPH	4/20/17	4/24/17 17:30	PJG

Surrogates	% Recovery	Recovery Limits	Flag/Qual				
o-Terphenyl	62.7	50-150				4/24/17 17:30	

con-test® ANALYTICAL LABORATORY
39 Spruce Street * East Longmeadow, MA 01028 * FAX 413/525-6405 * TEL. 413/525-2332

Project Location: Simsbury, CT | Sample Description: | Work Order: 17D0857

Date Received: 4/19/2017

Field Sample #: B322 | Sampled: 4/19/2017 15:00

Sample ID: 17D0857-10

Sample Matrix: Soil

Conventional Chemistry Parameters by EPA/APHA/SW-846 Methods (Total)

Analyte	Results	RL	Units	Dilution	Flag/Qual	Method	Date Prepared	Date/Time Analyzed	Analyst
% Solids	95.1		% Wt	1		SM 2540G	4/20/17	4/21/17 9:54	MRL

con-test® ANALYTICAL LABORATORY
39 Spruce Street * East Longmeadow, MA 01028 * FAX 413/525-6405 * TEL. 413/525-2332

Sample Extraction Data

Prep Method: SW-846 3546-CTDEP ETPH

Lab Number [Field ID]	Batch	Initial [g]	Final [mL]	Date
17D0857-01 [B313]	B174952	30.0	1.00	04/20/17
17D0857-02 [B314]	B174952	30.0	1.00	04/20/17
17D0857-03 [B315]	B174952	30.0	1.00	04/20/17
17D0857-04 [B316]	B174952	30.0	1.00	04/20/17
17D0857-05 [B317]	B174952	30.0	1.00	04/20/17
17D0857-06 [B318]	B174952	30.0	1.00	04/20/17
17D0857-07 [B319]	B174952	30.0	1.00	04/20/17
17D0857-08 [B320]	B174952	30.0	1.00	04/20/17
17D0857-09 [B321]	B174952	30.0	1.00	04/20/17
17D0857-10 [B322]	B174952	30.0	1.00	04/20/17

Prep Method: % Solids-SM 2540G

Lab Number [Field ID]	Batch	Date
17D0857-01 [B313]	B174919	04/20/17
17D0857-02 [B314]	B174919	04/20/17
17D0857-03 [B315]	B174919	04/20/17
17D0857-04 [B316]	B174919	04/20/17
17D0857-05 [B317]	B174919	04/20/17
17D0857-06 [B318]	B174919	04/20/17
17D0857-07 [B319]	B174919	04/20/17
17D0857-08 [B320]	B174919	04/20/17
17D0857-09 [B321]	B174919	04/20/17
17D0857-10 [B322]	B174919	04/20/17

Prep Method: SW-846 3540C-SW-846 8082A

Lab Number [Field ID]	Batch	Initial [g]	Final [mL]	Date
17D0857-01 [B313]	B174898	10.0	10.0	04/19/17
17D0857-04 [B316]	B174898	10.0	10.0	04/19/17

Prep Method: SW-846 5035-SW-846 8260C

Lab Number [Field ID]	Batch	Initial [g]	Final [mL]	Date
17D0857-01 [B313]	B174972	5.82	10.0	04/20/17
17D0857-02 [B314]	B174972	7.17	10.0	04/20/17
17D0857-03 [B315]	B174972	6.30	10.0	04/20/17
17D0857-04 [B316]	B174972	6.31	10.0	04/20/17
17D0857-07 [B319]	B174972	5.82	10.0	04/20/17
17D0857-08 [B320]	B174972	6.52	10.0	04/20/17
17D0857-09 [B321]	B174972	6.42	10.0	04/20/17
17D0857-10 [B322]	B174972	6.29	10.0	04/20/17

Prep Method: SW-846 3546-SW-846 8270D

Lab Number [Field ID]	Batch	Initial [g]	Final [mL]	Date
17D0857-02 [B314]	B174951	30.0	1.00	04/20/17
17D0857-03 [B315]	B174951	30.0	1.00	04/20/17

con-test® ANALYTICAL LABORATORY
39 Spruce Street * East Longmeadow, MA 01028 * FAX 413/525-6405 * TEL. 413/525-2332

QUALITY CONTROL

Volatile Organic Compounds by GC/MS - Quality Control

Analyte	Result	Reporting Limit	Units	Spike Level	Source Result	%REC	%REC Limits	RPD	RPD Limit	Notes
Batch B174972 - SW-846 5035										
Blank (B174972-BLK1)				Prepared & Analyzed: 04/20/17						
Acetone	ND	0.10	mg/Kg wet							
Acrylonitrile	ND	0.0060	mg/Kg wet							
Benzene	ND	0.0020	mg/Kg wet							
Bromobenzene	ND	0.0020	mg/Kg wet							
Bromodichloromethane	ND	0.0020	mg/Kg wet							
Bromoform	ND	0.0020	mg/Kg wet							
Bromomethane	ND	0.010	mg/Kg wet							
2-Butanone (MEK)	ND	0.040	mg/Kg wet							
n-Butylbenzene	ND	0.0020	mg/Kg wet							
sec-Butylbenzene	ND	0.0020	mg/Kg wet							
tert-Butylbenzene	ND	0.0020	mg/Kg wet							
Carbon Disulfide	ND	0.0060	mg/Kg wet							
Carbon Tetrachloride	ND	0.0020	mg/Kg wet							
Chlorobenzene	ND	0.0020	mg/Kg wet							
Chlorodibromomethane	ND	0.0010	mg/Kg wet							
Chloroethane	ND	0.020	mg/Kg wet							
Chloroform	ND	0.0040	mg/Kg wet							
Chloromethane	ND	0.010	mg/Kg wet							
2-Chlorotoluene	ND	0.0020	mg/Kg wet							
4-Chlorotoluene	ND	0.0020	mg/Kg wet							
1,2-Dibromo-3-chloropropane (DBCP)	ND	0.0020	mg/Kg wet							
1,2-Dibromoethane (EDB)	ND	0.0010	mg/Kg wet							
Dibromomethane	ND	0.0020	mg/Kg wet							
1,2-Dichlorobenzene	ND	0.0020	mg/Kg wet							
1,3-Dichlorobenzene	ND	0.0020	mg/Kg wet							
1,4-Dichlorobenzene	ND	0.0020	mg/Kg wet							
trans-1,4-Dichloro-2-butene	ND	0.0040	mg/Kg wet							
Dichlorodifluoromethane (Freon 12)	ND	0.020	mg/Kg wet							
1,1-Dichloroethane	ND	0.0020	mg/Kg wet							
1,2-Dichloroethane	ND	0.0020	mg/Kg wet							
1,1-Dichloroethylene	ND	0.0040	mg/Kg wet							
cis-1,2-Dichloroethylene	ND	0.0020	mg/Kg wet							
trans-1,2-Dichloroethylene	ND	0.0020	mg/Kg wet							
1,2-Dichloropropane	ND	0.0020	mg/Kg wet							
1,3-Dichloropropane	ND	0.0010	mg/Kg wet							
2,2-Dichloropropane	ND	0.0020	mg/Kg wet							
1,1-Dichloropropene	ND	0.0020	mg/Kg wet							
cis-1,3-Dichloropropene	ND	0.0010	mg/Kg wet							
trans-1,3-Dichloropropene	ND	0.0010	mg/Kg wet							
Ethylbenzene	ND	0.0020	mg/Kg wet							
Hexachlorobutadiene	ND	0.0020	mg/Kg wet							
2-Hexanone (MBK)	ND	0.020	mg/Kg wet							
Isopropylbenzene (Cumene)	ND	0.0020	mg/Kg wet							
p-Isopropyltoluene (p-Cymene)	ND	0.0020	mg/Kg wet							
Methyl tert-Butyl Ether (MTBE)	ND	0.0040	mg/Kg wet							
Methylene Chloride	ND	0.020	mg/Kg wet							
4-Methyl-2-pentanone (MIBK)	ND	0.020	mg/Kg wet							
Naphthalene	ND	0.0040	mg/Kg wet							
n-Propylbenzene	ND	0.0020	mg/Kg wet							
Styrene	ND	0.0020	mg/Kg wet							
1,1,1,2-Tetrachloroethane	ND	0.0020	mg/Kg wet							
1,1,2,2-Tetrachloroethane	ND	0.0010	mg/Kg wet							

con-test® ANALYTICAL LABORATORY
39 Spruce Street * East Longmeadow, MA 01028 * FAX 413/525-6405 * TEL. 413/525-2332

QUALITY CONTROL

Volatile Organic Compounds by GC/MS - Quality Control

Analyte	Result	Reporting Limit	Units	Spike Level	Source Result	%REC	%REC Limits	RPD	RPD Limit	Notes
Batch B174972 - SW-846 5035										
Blank (B174972-BLK1)				Prepared & Analyzed: 04/20/17						
Tetrachloroethylene	ND	0.0020	mg/Kg wet							
Tetrahydrofuran	ND	0.010	mg/Kg wet							V-16
Toluene	ND	0.0020	mg/Kg wet							
1,2,3-Trichlorobenzene	ND	0.0020	mg/Kg wet							
1,2,4-Trichlorobenzene	ND	0.0020	mg/Kg wet							
1,1,1-Trichloroethane	ND	0.0020	mg/Kg wet							
1,1,2-Trichloroethane	ND	0.0020	mg/Kg wet							
Trichloroethylene	ND	0.0020	mg/Kg wet							
Trichlorofluoromethane (Freon 11)	ND	0.010	mg/Kg wet							
1,2,3-Trichloropropane	ND	0.0020	mg/Kg wet							
1,1,2-Trichloro-1,2,2-trifluoroethane (Freon 113)	ND	0.010	mg/Kg wet							
1,2,4-Trimethylbenzene	ND	0.0020	mg/Kg wet							
1,3,5-Trimethylbenzene	ND	0.0020	mg/Kg wet							
Vinyl Chloride	ND	0.010	mg/Kg wet							
m+p Xylene	ND	0.0040	mg/Kg wet							
o-Xylene	ND	0.0020	mg/Kg wet							
Surrogate: 1,2-Dichloroethane-d4	*0.0507*		mg/Kg wet	0.0500		101	70-130			
Surrogate: Toluene-d8	*0.0528*		mg/Kg wet	0.0500		106	70-130			
Surrogate: 4-Bromofluorobenzene	*0.0513*		mg/Kg wet	0.0500		103	70-130			
LCS (B174972-BS1)				Prepared & Analyzed: 04/20/17						
Acetone	0.227	0.10	mg/Kg wet	0.200		114	70-130			
Acrylonitrile	0.0182	0.0060	mg/Kg wet	0.0200		90.8	70-130			
Benzene	0.0199	0.0020	mg/Kg wet	0.0200		99.7	70-130			
Bromobenzene	0.0185	0.0020	mg/Kg wet	0.0200		92.6	70-130			
Bromodichloromethane	0.0186	0.0020	mg/Kg wet	0.0200		93.0	70-130			
Bromoform	0.0205	0.0020	mg/Kg wet	0.0200		103	70-130			
Bromomethane	0.0214	0.010	mg/Kg wet	0.0200		107	70-130			
2-Butanone (MEK)	0.207	0.040	mg/Kg wet	0.200		103	70-130			
n-Butylbenzene	0.0183	0.0020	mg/Kg wet	0.0200		91.4	70-130			
sec-Butylbenzene	0.0205	0.0020	mg/Kg wet	0.0200		102	70-130			
tert-Butylbenzene	0.0199	0.0020	mg/Kg wet	0.0200		99.4	70-130			
Carbon Disulfide	0.179	0.0060	mg/Kg wet	0.200		89.4	70-130			
Carbon Tetrachloride	0.0193	0.0020	mg/Kg wet	0.0200		96.6	70-130			
Chlorobenzene	0.0200	0.0020	mg/Kg wet	0.0200		100	70-130			
Chlorodibromomethane	0.0213	0.0010	mg/Kg wet	0.0200		106	70-130			
Chloroethane	0.0185	0.020	mg/Kg wet	0.0200		92.3	70-130			
Chloroform	0.0187	0.0040	mg/Kg wet	0.0200		93.5	70-130			
Chloromethane	0.0168	0.010	mg/Kg wet	0.0200		83.8	70-130			
2-Chlorotoluene	0.0196	0.0020	mg/Kg wet	0.0200		98.0	70-130			
4-Chlorotoluene	0.0196	0.0020	mg/Kg wet	0.0200		97.9	70-130			
1,2-Dibromo-3-chloropropane (DBCP)	0.0206	0.0020	mg/Kg wet	0.0200		103	70-130			
1,2-Dibromoethane (EDB)	0.0206	0.0010	mg/Kg wet	0.0200		103	70-130			
Dibromomethane	0.0207	0.0020	mg/Kg wet	0.0200		103	70-130			
1,2-Dichlorobenzene	0.0199	0.0020	mg/Kg wet	0.0200		99.4	70-130			
1,3-Dichlorobenzene	0.0198	0.0020	mg/Kg wet	0.0200		98.9	70-130			
1,4-Dichlorobenzene	0.0198	0.0020	mg/Kg wet	0.0200		98.8	70-130			
trans-1,4-Dichloro-2-butene	0.0203	0.0040	mg/Kg wet	0.0200		102	70-130			
Dichlorodifluoromethane (Freon 12)	0.0184	0.020	mg/Kg wet	0.0200		92.2	70-130			
1,1-Dichloroethane	0.0192	0.0020	mg/Kg wet	0.0200		96.2	70-130			
1,2-Dichloroethane	0.0213	0.0020	mg/Kg wet	0.0200		107	70-130			
1,1-Dichloroethylene	0.0200	0.0040	mg/Kg wet	0.0200		100	70-130			

con-test® ANALYTICAL LABORATORY
39 Spruce Street * East Longmeadow, MA 01028 * FAX 413/525-6405 * TEL. 413/525-2332

QUALITY CONTROL

Volatile Organic Compounds by GC/MS - Quality Control

Analyte	Result	Reporting Limit	Units	Spike Level	Source Result	%REC	%REC Limits	RPD	RPD Limit	Notes
Batch B174972 - SW-846 5035										
LCS (B174972-BS1)				Prepared & Analyzed: 04/20/17						
cis-1,2-Dichloroethylene	0.0189	0.0020	mg/Kg wet	0.0200		94.3	70-130			
trans-1,2-Dichloroethylene	0.0230	0.0020	mg/Kg wet	0.0200		115	70-130			
1,2-Dichloropropane	0.0210	0.0020	mg/Kg wet	0.0200		105	70-130			
1,3-Dichloropropane	0.0199	0.0010	mg/Kg wet	0.0200		99.6	70-130			
2,2-Dichloropropane	0.0183	0.0020	mg/Kg wet	0.0200		91.4	70-130			
1,1-Dichloropropene	0.0198	0.0020	mg/Kg wet	0.0200		98.9	70-130			
cis-1,3-Dichloropropene	0.0197	0.0010	mg/Kg wet	0.0200		98.4	70-130			
trans-1,3-Dichloropropene	0.0200	0.0010	mg/Kg wet	0.0200		99.8	70-130			
Ethylbenzene	0.0198	0.0020	mg/Kg wet	0.0200		99.1	70-130			
Hexachlorobutadiene	0.0215	0.0020	mg/Kg wet	0.0200		108	70-130			
2-Hexanone (MBK)	0.216	0.020	mg/Kg wet	0.200		108	70-130			
Isopropylbenzene (Cumene)	0.0210	0.0020	mg/Kg wet	0.0200		105	70-130			
p-Isopropyltoluene (p-Cymene)	0.0190	0.0020	mg/Kg wet	0.0200		95.1	70-130			
Methyl tert-Butyl Ether (MTBE)	0.0189	0.0040	mg/Kg wet	0.0200		94.3	70-130			
Methylene Chloride	0.0195	0.020	mg/Kg wet	0.0200		97.6	70-130			
4-Methyl-2-pentanone (MIBK)	0.214	0.020	mg/Kg wet	0.200		107	70-130			
Naphthalene	0.0186	0.0040	mg/Kg wet	0.0200		93.1	70-130			
n-Propylbenzene	0.0194	0.0020	mg/Kg wet	0.0200		97.1	70-130			
Styrene	0.0200	0.0020	mg/Kg wet	0.0200		100	70-130			
1,1,1,2-Tetrachloroethane	0.0208	0.0020	mg/Kg wet	0.0200		104	70-130			
1,1,2,2-Tetrachloroethane	0.0194	0.0010	mg/Kg wet	0.0200		96.9	70-130			
Tetrachloroethylene	0.0215	0.0020	mg/Kg wet	0.0200		108	70-130			
Tetrahydrofuran	0.0190	0.010	mg/Kg wet	0.0200		95.2	70-130			V-16
Toluene	0.0205	0.0020	mg/Kg wet	0.0200		103	70-130			
1,2,3-Trichlorobenzene	0.0188	0.0020	mg/Kg wet	0.0200		93.8	70-130			
1,2,4-Trichlorobenzene	0.0190	0.0020	mg/Kg wet	0.0200		95.1	70-130			
1,1,1-Trichloroethane	0.0206	0.0020	mg/Kg wet	0.0200		103	70-130			
1,1,2-Trichloroethane	0.0201	0.0020	mg/Kg wet	0.0200		100	70-130			
Trichloroethylene	0.0204	0.0020	mg/Kg wet	0.0200		102	70-130			
Trichlorofluoromethane (Freon 11)	0.0234	0.010	mg/Kg wet	0.0200		117	70-130			
1,2,3-Trichloropropane	0.0204	0.0020	mg/Kg wet	0.0200		102	70-130			
1,1,2-Trichloro-1,2,2-trifluoroethane (Freon 113)	0.0229	0.010	mg/Kg wet	0.0200		114	70-130			
1,2,4-Trimethylbenzene	0.0192	0.0020	mg/Kg wet	0.0200		96.2	70-130			
1,3,5-Trimethylbenzene	0.0199	0.0020	mg/Kg wet	0.0200		99.4	70-130			
Vinyl Chloride	0.0191	0.010	mg/Kg wet	0.0200		95.5	70-130			
m+p Xylene	0.0396	0.0040	mg/Kg wet	0.0400		99.1	70-130			
o-Xylene	0.0197	0.0020	mg/Kg wet	0.0200		98.4	70-130			
Surrogate: 1,2-Dichloroethane-d4	*0.0508*		mg/Kg wet	0.0500		102	70-130			
Surrogate: Toluene-d8	*0.0527*		mg/Kg wet	0.0500		105	70-130			
Surrogate: 4-Bromofluorobenzene	*0.0523*		mg/Kg wet	0.0500		105	70-130			

con-test® ANALYTICAL LABORATORY
39 Spruce Street * East Longmeadow, MA 01028 * FAX 413/525-6405 * TEL. 413/525-2332

QUALITY CONTROL

Semivolatile Organic Compounds by GC/MS - Quality Control

Analyte	Result	Reporting Limit	Units	Spike Level	Source Result	%REC	%REC Limits	RPD	RPD Limit	Notes
Batch B174951 - SW-846 3546										
Blank (B174951-BLK1)				Prepared: 04/20/17 Analyzed: 04/24/17						
Acenaphthene	ND	0.17	mg/Kg wet							
Acenaphthylene	ND	0.17	mg/Kg wet							
Aniline	ND	0.34	mg/Kg wet							
Anthracene	ND	0.17	mg/Kg wet							
Benzo(a)anthracene	ND	0.17	mg/Kg wet							
Benzo(a)pyrene	ND	0.17	mg/Kg wet							
Benzo(b)fluoranthene	ND	0.17	mg/Kg wet							
Benzo(g,h,i)perylene	ND	0.17	mg/Kg wet							
Benzo(k)fluoranthene	ND	0.17	mg/Kg wet							
Bis(2-chloroethoxy)methane	ND	0.34	mg/Kg wet							
Bis(2-chloroethyl)ether	ND	0.34	mg/Kg wet							
Bis(2-chloroisopropyl)ether	ND	0.34	mg/Kg wet							
Bis(2-Ethylhexyl)phthalate	ND	0.34	mg/Kg wet							
4-Bromophenylphenylether	ND	0.34	mg/Kg wet							
Butylbenzylphthalate	ND	0.34	mg/Kg wet							
Carbazole	ND	0.17	mg/Kg wet							
4-Chloroaniline	ND	0.66	mg/Kg wet							L-04
4-Chloro-3-methylphenol	ND	0.66	mg/Kg wet							
2-Chloronaphthalene	ND	0.34	mg/Kg wet							
2-Chlorophenol	ND	0.34	mg/Kg wet							
4-Chlorophenylphenylether	ND	0.34	mg/Kg wet							
Chrysene	ND	0.17	mg/Kg wet							
Dibenz(a,h)anthracene	ND	0.17	mg/Kg wet							
Dibenzofuran	ND	0.34	mg/Kg wet							
Di-n-butylphthalate	ND	0.34	mg/Kg wet							
3,3-Dichlorobenzidine	ND	0.17	mg/Kg wet							
2,4-Dichlorophenol	ND	0.34	mg/Kg wet							
Diethylphthalate	ND	0.34	mg/Kg wet							
2,4-Dimethylphenol	ND	0.34	mg/Kg wet							
Dimethylphthalate	ND	0.34	mg/Kg wet							
4,6-Dinitro-2-methylphenol	ND	0.34	mg/Kg wet							
2,4-Dinitrophenol	ND	0.66	mg/Kg wet							
2,4-Dinitrotoluene	ND	0.34	mg/Kg wet							
2,6-Dinitrotoluene	ND	0.34	mg/Kg wet							
Di-n-octylphthalate	ND	0.34	mg/Kg wet							
Fluoranthene	ND	0.17	mg/Kg wet							
Fluorene	ND	0.17	mg/Kg wet							
Hexachlorobenzene	ND	0.34	mg/Kg wet							
Hexachlorobutadiene	ND	0.34	mg/Kg wet							
Hexachlorocyclopentadiene	ND	0.34	mg/Kg wet							V-05
Hexachloroethane	ND	0.34	mg/Kg wet							
Indeno(1,2,3-cd)pyrene	ND	0.17	mg/Kg wet							
Isophorone	ND	0.34	mg/Kg wet							
2-Methylnaphthalene	ND	0.17	mg/Kg wet							
2-Methylphenol	ND	0.34	mg/Kg wet							
3/4-Methylphenol	ND	0.34	mg/Kg wet							
Naphthalene	ND	0.17	mg/Kg wet							
2-Nitroaniline	ND	0.34	mg/Kg wet							
3-Nitroaniline	ND	0.34	mg/Kg wet							
4-Nitroaniline	ND	0.34	mg/Kg wet							
Nitrobenzene	ND	0.34	mg/Kg wet							
2-Nitrophenol	ND	0.34	mg/Kg wet							

con-test® ANALYTICAL LABORATORY
39 Spruce Street * East Longmeadow, MA 01028 * FAX 413/525-6405 * TEL. 413/525-2332

QUALITY CONTROL

Semivolatile Organic Compounds by GC/MS - Quality Control

Analyte	Result	Reporting Limit	Units	Spike Level	Source Result	%REC		%REC Limits	RPD	RPD Limit	Notes	
Batch B174951 - SW-846 3546												
Blank (B174951-BLK1)				Prepared: 04/20/17 Analyzed: 04/24/17								
4-Nitrophenol	ND	0.66	mg/Kg wet									
N-Nitrosodiphenylamine	ND	0.34	mg/Kg wet									
N-Nitrosodi-n-propylamine	ND	0.34	mg/Kg wet								V-20	
Pentachloronitrobenzene	ND	0.34	mg/Kg wet								V-16	
Pentachlorophenol	ND	0.34	mg/Kg wet									
Phenanthrene	ND	0.17	mg/Kg wet									
Phenol	ND	0.34	mg/Kg wet									
Pyrene	ND	0.17	mg/Kg wet									
Pyridine	ND	0.34	mg/Kg wet									
1,2,4,5-Tetrachlorobenzene	ND	0.34	mg/Kg wet									
1,2,4-Trichlorobenzene	ND	0.34	mg/Kg wet									
2,4,5-Trichlorophenol	ND	0.34	mg/Kg wet									
2,4,6-Trichlorophenol	ND	0.34	mg/Kg wet									
Surrogate: 2-Fluorophenol	*5.40*		mg/Kg wet	6.73		80.2		30-130				
Surrogate: Phenol-d6	*5.68*		mg/Kg wet	6.67		85.3		30-130				
Surrogate: Nitrobenzene-d5	*2.71*		mg/Kg wet	3.33		81.3		30-130				
Surrogate: 2-Fluorobiphenyl	*2.85*		mg/Kg wet	3.33		85.6		30-130				
Surrogate: 2,4,6-Tribromophenol	*6.59*		mg/Kg wet	6.67		98.8		30-130				
Surrogate: p-Terphenyl-d14	*3.31*		mg/Kg wet	3.33		99.3		30-130				
LCS (B174951-BS1)				Prepared: 04/20/17 Analyzed: 04/24/17								
Acenaphthene	1.25	0.17	mg/Kg wet	1.67		74.9		40-140				
Acenaphthylene	1.17	0.17	mg/Kg wet	1.67		70.1		40-140				
Aniline	0.865	0.34	mg/Kg wet	1.67		51.9		40-140				†
Anthracene	1.34	0.17	mg/Kg wet	1.67		80.4		40-140				
Benzo(a)anthracene	1.34	0.17	mg/Kg wet	1.67		80.6		40-140				
Benzo(a)pyrene	1.36	0.17	mg/Kg wet	1.67		81.4		40-140				
Benzo(b)fluoranthene	1.27	0.17	mg/Kg wet	1.67		76.1		40-140				
Benzo(g,h,i)perylene	1.59	0.17	mg/Kg wet	1.67		95.5		40-140				
Benzo(k)fluoranthene	1.33	0.17	mg/Kg wet	1.67		80.0		40-140				
Bis(2-chloroethoxy)methane	1.26	0.34	mg/Kg wet	1.67		75.9		40-140				
Bis(2-chloroethyl)ether	1.18	0.34	mg/Kg wet	1.67		70.9		40-140				
Bis(2-chloroisopropyl)ether	1.29	0.34	mg/Kg wet	1.67		77.1		40-140				
Bis(2-Ethylhexyl)phthalate	1.33	0.34	mg/Kg wet	1.67		79.9		40-140				
4-Bromophenylphenylether	1.36	0.34	mg/Kg wet	1.67		81.8		40-140				
Butylbenzylphthalate	1.39	0.34	mg/Kg wet	1.67		83.2		40-140				
Carbazole	1.32	0.17	mg/Kg wet	1.67		79.2		40-140				
4-Chloroaniline	0.617	0.66	mg/Kg wet	1.67		**37.0**	*	40-140			L-04	†
4-Chloro-3-methylphenol	1.34	0.66	mg/Kg wet	1.67		80.2		30-130				
2-Chloronaphthalene	1.16	0.34	mg/Kg wet	1.67		69.7		40-140				
2-Chlorophenol	1.11	0.34	mg/Kg wet	1.67		66.4		30-130				
4-Chlorophenylphenylether	1.33	0.34	mg/Kg wet	1.67		79.9		40-140				
Chrysene	1.29	0.17	mg/Kg wet	1.67		77.5		40-140				
Dibenz(a,h)anthracene	1.64	0.17	mg/Kg wet	1.67		98.1		40-140				
Dibenzofuran	1.32	0.34	mg/Kg wet	1.67		79.1		40-140				
Di-n-butylphthalate	1.39	0.34	mg/Kg wet	1.67		83.6		40-140				
3,3-Dichlorobenzidine	0.856	0.17	mg/Kg wet	1.67		51.4		40-140				†
2,4-Dichlorophenol	1.20	0.34	mg/Kg wet	1.67		72.3		30-130				
Diethylphthalate	1.33	0.34	mg/Kg wet	1.67		79.7		40-140				
2,4-Dimethylphenol	1.20	0.34	mg/Kg wet	1.67		71.8		30-130				
Dimethylphthalate	1.34	0.34	mg/Kg wet	1.67		80.6		40-140				
4,6-Dinitro-2-methylphenol	1.25	0.34	mg/Kg wet	1.67		74.9		30-130				

con-test® ANALYTICAL LABORATORY
39 Spruce Street * East Longmeadow, MA 01028 * FAX 413/525-6405 * TEL. 413/525-2332

QUALITY CONTROL

Semivolatile Organic Compounds by GC/MS - Quality Control

Analyte	Result	Reporting Limit	Units	Spike Level	Source Result	%REC	%REC Limits	RPD	RPD Limit	Notes	
Batch B174951 - SW-846 3546											
LCS (B174951-BS1)				Prepared: 04/20/17 Analyzed: 04/24/17							
2,4-Dinitrophenol	1.05	0.66	mg/Kg wet	1.67		62.7	30-130				
2,4-Dinitrotoluene	1.37	0.34	mg/Kg wet	1.67		82.1	40-140				
2,6-Dinitrotoluene	1.40	0.34	mg/Kg wet	1.67		83.9	40-140				
Di-n-octylphthalate	1.21	0.34	mg/Kg wet	1.67		72.6	40-140				
Fluoranthene	1.36	0.17	mg/Kg wet	1.67		81.8	40-140				
Fluorene	1.28	0.17	mg/Kg wet	1.67		77.1	40-140				
Hexachlorobenzene	1.31	0.34	mg/Kg wet	1.67		78.9	40-140				
Hexachlorobutadiene	1.09	0.34	mg/Kg wet	1.67		65.2	40-140				
Hexachlorocyclopentadiene	0.754	0.34	mg/Kg wet	1.67		45.2	30-140			V-05	
Hexachloroethane	1.02	0.34	mg/Kg wet	1.67		61.2	40-140				
Indeno(1,2,3-cd)pyrene	1.51	0.17	mg/Kg wet	1.67		90.6	40-140				
Isophorone	1.26	0.34	mg/Kg wet	1.67		75.7	40-140				
2-Methylnaphthalene	1.23	0.17	mg/Kg wet	1.67		74.1	40-140				
2-Methylphenol	1.15	0.34	mg/Kg wet	1.67		69.0	30-130				
3/4-Methylphenol	1.33	0.34	mg/Kg wet	1.67		79.7	30-130				
Naphthalene	1.11	0.17	mg/Kg wet	1.67		66.6	40-140				
2-Nitroaniline	1.37	0.34	mg/Kg wet	1.67		82.3	40-140				
3-Nitroaniline	1.06	0.34	mg/Kg wet	1.67		63.9	40-140				†
4-Nitroaniline	1.14	0.34	mg/Kg wet	1.67		68.5	40-140				
Nitrobenzene	1.17	0.34	mg/Kg wet	1.67		70.1	40-140				
2-Nitrophenol	1.10	0.34	mg/Kg wet	1.67		66.3	30-130				
4-Nitrophenol	1.13	0.66	mg/Kg wet	1.67		68.0	10-130				
N-Nitrosodiphenylamine	1.82	0.34	mg/Kg wet	1.67		109	40-140				
N-Nitrosodi-n-propylamine	1.34	0.34	mg/Kg wet	1.67		80.1	40-140			V-20	
Pentachloronitrobenzene	1.40	0.34	mg/Kg wet	1.67		83.8	40-140			V-16	
Pentachlorophenol	1.09	0.34	mg/Kg wet	1.67		65.2	30-130				
Phenanthrene	1.33	0.17	mg/Kg wet	1.67		80.1	40-140				
Phenol	1.14	0.34	mg/Kg wet	1.67		68.3	20-130				
Pyrene	1.41	0.17	mg/Kg wet	1.67		84.7	40-140				
Pyridine	0.772	0.34	mg/Kg wet	1.67		46.3	10-140				†
1,2,4,5-Tetrachlorobenzene	1.21	0.34	mg/Kg wet	1.67		72.4	40-140				
1,2,4-Trichlorobenzene	1.08	0.34	mg/Kg wet	1.67		64.9	40-140				
2,4,5-Trichlorophenol	1.28	0.34	mg/Kg wet	1.67		76.9	30-130				
2,4,6-Trichlorophenol	1.25	0.34	mg/Kg wet	1.67		75.1	30-130				
Surrogate: 2-Fluorophenol	*4.78*		mg/Kg wet	6.73		71.0	30-130				
Surrogate: Phenol-d6	*5.14*		mg/Kg wet	6.67		77.1	30-130				
Surrogate: Nitrobenzene-d5	*2.55*		mg/Kg wet	3.33		76.5	30-130				
Surrogate: 2-Fluorobiphenyl	*2.71*		mg/Kg wet	3.33		81.2	30-130				
Surrogate: 2,4,6-Tribromophenol	*5.95*		mg/Kg wet	6.67		89.2	30-130				
Surrogate: p-Terphenyl-d14	*3.31*		mg/Kg wet	3.33		99.4	30-130				
LCS Dup (B174951-BSD1)				Prepared: 04/20/17 Analyzed: 04/24/17							
Acenaphthene	1.28	0.17	mg/Kg wet	1.67		76.8	40-140	2.53	30		
Acenaphthylene	1.21	0.17	mg/Kg wet	1.67		72.7	40-140	3.61	30		
Aniline	0.717	0.34	mg/Kg wet	1.67		43.0	40-140	18.7	50		† ‡
Anthracene	1.34	0.17	mg/Kg wet	1.67		80.7	40-140	0.372	30		
Benzo(a)anthracene	1.36	0.17	mg/Kg wet	1.67		81.4	40-140	1.04	30		
Benzo(a)pyrene	1.35	0.17	mg/Kg wet	1.67		81.3	40-140	0.123	30		
Benzo(b)fluoranthene	1.28	0.17	mg/Kg wet	1.67		76.8	40-140	0.889	30		
Benzo(g,h,i)perylene	1.64	0.17	mg/Kg wet	1.67		98.1	40-140	2.71	30		
Benzo(k)fluoranthene	1.32	0.17	mg/Kg wet	1.67		79.4	40-140	0.703	30		
Bis(2-chloroethoxy)methane	1.35	0.34	mg/Kg wet	1.67		81.2	40-140	6.72	30		

con-test® ANALYTICAL LABORATORY
39 Spruce Street * East Longmeadow, MA 01028 * FAX 413/525-6405 * TEL. 413/525-2332

QUALITY CONTROL

Semivolatile Organic Compounds by GC/MS - Quality Control

Analyte	Result	Reporting Limit	Units	Spike Level	Source Result	%REC	%REC Limits	RPD	RPD Limit	Notes	
Batch B174951 - SW-846 3546											
LCS Dup (B174951-BSD1)				Prepared: 04/20/17 Analyzed: 04/24/17							
Bis(2-chloroethyl)ether	1.36	0.34	mg/Kg wet	1.67		81.4	40-140	13.8	30		
Bis(2-chloroisopropyl)ether	1.38	0.34	mg/Kg wet	1.67		83.1	40-140	7.44	30		
Bis(2-Ethylhexyl)phthalate	1.30	0.34	mg/Kg wet	1.67		77.7	40-140	2.77	30		
4-Bromophenylphenylether	1.37	0.34	mg/Kg wet	1.67		82.1	40-140	0.317	30		
Butylbenzylphthalate	1.36	0.34	mg/Kg wet	1.67		81.8	40-140	1.72	30		
Carbazole	1.31	0.17	mg/Kg wet	1.67		78.8	40-140	0.481	30		
4-Chloroaniline	0.667	0.66	mg/Kg wet	1.67		40.0	40-140	7.74	30	L-04	†
4-Chloro-3-methylphenol	1.34	0.66	mg/Kg wet	1.67		80.2	30-130	0.0499	30		
2-Chloronaphthalene	1.09	0.34	mg/Kg wet	1.67		65.7	40-140	5.91	30		
2-Chlorophenol	1.25	0.34	mg/Kg wet	1.67		74.9	30-130	12.0	30		
4-Chlorophenylphenylether	1.35	0.34	mg/Kg wet	1.67		81.0	40-140	1.34	30		
Chrysene	1.30	0.17	mg/Kg wet	1.67		78.3	40-140	1.05	30		
Dibenz(a,h)anthracene	1.65	0.17	mg/Kg wet	1.67		98.9	40-140	0.812	30		
Dibenzofuran	1.34	0.34	mg/Kg wet	1.67		80.4	40-140	1.63	30		
Di-n-butylphthalate	1.36	0.34	mg/Kg wet	1.67		81.4	40-140	2.76	30		
3,3-Dichlorobenzidine	0.928	0.17	mg/Kg wet	1.67		55.7	40-140	8.04	30		† ‡
2,4-Dichlorophenol	1.27	0.34	mg/Kg wet	1.67		75.9	30-130	4.97	30		
Diethylphthalate	1.33	0.34	mg/Kg wet	1.67		79.6	40-140	0.0502	30		
2,4-Dimethylphenol	1.26	0.34	mg/Kg wet	1.67		75.3	30-130	4.79	30		
Dimethylphthalate	1.35	0.34	mg/Kg wet	1.67		81.3	40-140	0.816	50		
4,6-Dinitro-2-methylphenol	1.27	0.34	mg/Kg wet	1.67		76.4	30-130	1.93	50		
2,4-Dinitrophenol	1.06	0.66	mg/Kg wet	1.67		63.5	30-130	1.20	50		
2,4-Dinitrotoluene	1.38	0.34	mg/Kg wet	1.67		82.6	40-140	0.559	30		
2,6-Dinitrotoluene	1.43	0.34	mg/Kg wet	1.67		85.6	40-140	1.94	30		
Di-n-octylphthalate	1.18	0.34	mg/Kg wet	1.67		70.6	40-140	2.79	30		
Fluoranthene	1.35	0.17	mg/Kg wet	1.67		81.0	40-140	1.06	30		
Fluorene	1.30	0.17	mg/Kg wet	1.67		77.9	40-140	1.11	30		
Hexachlorobenzene	1.36	0.34	mg/Kg wet	1.67		81.3	40-140	3.10	30		
Hexachlorobutadiene	1.19	0.34	mg/Kg wet	1.67		71.4	40-140	9.11	30		
Hexachlorocyclopentadiene	0.806	0.34	mg/Kg wet	1.67		48.4	30-140	6.71	50	V-05	
Hexachloroethane	1.14	0.34	mg/Kg wet	1.67		68.6	40-140	11.3	50		
Indeno(1,2,3-cd)pyrene	1.54	0.17	mg/Kg wet	1.67		92.6	40-140	2.18	50		
Isophorone	1.34	0.34	mg/Kg wet	1.67		80.3	40-140	5.87	30		
2-Methylnaphthalene	1.31	0.17	mg/Kg wet	1.67		78.5	40-140	5.77	30		
2-Methylphenol	1.22	0.34	mg/Kg wet	1.67		73.3	30-130	6.13	30		
3/4-Methylphenol	1.38	0.34	mg/Kg wet	1.67		82.7	30-130	3.64	30		
Naphthalene	1.22	0.17	mg/Kg wet	1.67		73.3	40-140	9.49	30		
2-Nitroaniline	1.38	0.34	mg/Kg wet	1.67		82.8	40-140	0.533	30		
3-Nitroaniline	1.08	0.34	mg/Kg wet	1.67		64.9	40-140	1.65	30		†
4-Nitroaniline	1.12	0.34	mg/Kg wet	1.67		67.3	40-140	1.86	30		
Nitrobenzene	1.29	0.34	mg/Kg wet	1.67		77.6	40-140	10.1	30		
2-Nitrophenol	1.24	0.34	mg/Kg wet	1.67		74.2	30-130	11.4	30		
4-Nitrophenol	1.08	0.66	mg/Kg wet	1.67		64.9	10-130	4.67	50		‡
N-Nitrosodiphenylamine	1.85	0.34	mg/Kg wet	1.67		111	40-140	1.65	30		
N-Nitrosodi-n-propylamine	1.40	0.34	mg/Kg wet	1.67		84.1	40-140	4.85	30	V-20	
Pentachloronitrobenzene	1.41	0.34	mg/Kg wet	1.67		84.5	40-140	0.855	30	V-16	
Pentachlorophenol	1.05	0.34	mg/Kg wet	1.67		62.8	30-130	3.84	50		
Phenanthrene	1.34	0.17	mg/Kg wet	1.67		80.1	40-140	0.0999	30		
Phenol	1.27	0.34	mg/Kg wet	1.67		76.1	20-130	10.7	30		
Pyrene	1.40	0.17	mg/Kg wet	1.67		83.8	40-140	1.07	30		
Pyridine	0.931	0.34	mg/Kg wet	1.67		55.8	10-140	18.7	50		†
1,2,4,5-Tetrachlorobenzene	1.29	0.34	mg/Kg wet	1.67		77.6	40-140	6.94	30		

con-test® ANALYTICAL LABORATORY
39 Spruce Street * East Longmeadow, MA 01028 * FAX 413/525-6405 * TEL. 413/525-2332

QUALITY CONTROL

Semivolatile Organic Compounds by GC/MS - Quality Control

Analyte	Result	Reporting Limit	Units	Spike Level	Source Result	%REC	%REC Limits	RPD	RPD Limit	Notes
Batch B174951 - SW-846 3546										
LCS Dup (B174951-BSD1)				Prepared: 04/20/17 Analyzed: 04/24/17						
1,2,4-Trichlorobenzene	1.20	0.34	mg/Kg wet	1.67		72.0	40-140	10.3	30	
2,4,5-Trichlorophenol	1.32	0.34	mg/Kg wet	1.67		79.0	30-130	2.75	30	
2,4,6-Trichlorophenol	1.28	0.34	mg/Kg wet	1.67		77.0	30-130	2.45	50	
Surrogate: 2-Fluorophenol	*5.34*		mg/Kg wet	6.73		79.3	30-130			
Surrogate: Phenol-d6	*5.68*		mg/Kg wet	6.67		85.2	30-130			
Surrogate: Nitrobenzene-d5	*2.77*		mg/Kg wet	3.33		83.0	30-130			
Surrogate: 2-Fluorobiphenyl	*2.81*		mg/Kg wet	3.33		84.3	30-130			
Surrogate: 2,4,6-Tribromophenol	*5.83*		mg/Kg wet	6.67		87.5	30-130			
Surrogate: p-Terphenyl-d14	*3.15*		mg/Kg wet	3.33		94.4	30-130			

con-test® ANALYTICAL LABORATORY
39 Spruce Street * East Longmeadow, MA 01028 * FAX 413/525-6405 * TEL. 413/525-2332

QUALITY CONTROL

Polychlorinated Biphenyls with 3540 Soxhlet Extraction - Quality Control

Analyte	Result	Reporting Limit	Units	Spike Level	Source Result	%REC	%REC Limits	RPD	RPD Limit	Notes
Batch B174898 - SW-846 3540C										
Blank (B174898-BLK1)				Prepared: 04/19/17 Analyzed: 04/24/17						
Aroclor-1016	ND	0.020	mg/Kg wet							
Aroclor-1016 [2C]	ND	0.020	mg/Kg wet							
Aroclor-1221	ND	0.020	mg/Kg wet							
Aroclor-1221 [2C]	ND	0.020	mg/Kg wet							
Aroclor-1232	ND	0.020	mg/Kg wet							
Aroclor-1232 [2C]	ND	0.020	mg/Kg wet							
Aroclor-1242	ND	0.020	mg/Kg wet							
Aroclor-1242 [2C]	ND	0.020	mg/Kg wet							
Aroclor-1248	ND	0.020	mg/Kg wet							
Aroclor-1248 [2C]	ND	0.020	mg/Kg wet							
Aroclor-1254	ND	0.020	mg/Kg wet							
Aroclor-1254 [2C]	ND	0.020	mg/Kg wet							
Aroclor-1260	ND	0.020	mg/Kg wet							
Aroclor-1260 [2C]	ND	0.020	mg/Kg wet							
Aroclor-1262	ND	0.020	mg/Kg wet							
Aroclor-1262 [2C]	ND	0.020	mg/Kg wet							
Aroclor-1268	ND	0.020	mg/Kg wet							
Aroclor-1268 [2C]	ND	0.020	mg/Kg wet							
Surrogate: Decachlorobiphenyl	*0.219*		mg/Kg wet	0.200		110	30-150			
Surrogate: Decachlorobiphenyl [2C]	*0.243*		mg/Kg wet	0.200		121	30-150			
Surrogate: Tetrachloro-m-xylene	*0.205*		mg/Kg wet	0.200		103	30-150			
Surrogate: Tetrachloro-m-xylene [2C]	*0.241*		mg/Kg wet	0.200		121	30-150			
LCS (B174898-BS1)				Prepared: 04/19/17 Analyzed: 04/24/17						
Aroclor-1016	0.20	0.020	mg/Kg wet	0.200		98.1	40-140			
Aroclor-1016 [2C]	0.20	0.020	mg/Kg wet	0.200		98.5	40-140			
Aroclor-1260	0.19	0.020	mg/Kg wet	0.200		95.5	40-140			
Aroclor-1260 [2C]	0.20	0.020	mg/Kg wet	0.200		100	40-140			
Surrogate: Decachlorobiphenyl	*0.210*		mg/Kg wet	0.200		105	30-150			
Surrogate: Decachlorobiphenyl [2C]	*0.235*		mg/Kg wet	0.200		117	30-150			
Surrogate: Tetrachloro-m-xylene	*0.211*		mg/Kg wet	0.200		105	30-150			
Surrogate: Tetrachloro-m-xylene [2C]	*0.235*		mg/Kg wet	0.200		117	30-150			
LCS Dup (B174898-BSD1)				Prepared: 04/19/17 Analyzed: 04/24/17						
Aroclor-1016	0.19	0.020	mg/Kg wet	0.200		94.8	40-140	3.40	30	
Aroclor-1016 [2C]	0.19	0.020	mg/Kg wet	0.200		97.5	40-140	1.07	30	
Aroclor-1260	0.18	0.020	mg/Kg wet	0.200		92.2	40-140	3.48	30	
Aroclor-1260 [2C]	0.19	0.020	mg/Kg wet	0.200		96.6	40-140	3.89	30	
Surrogate: Decachlorobiphenyl	*0.201*		mg/Kg wet	0.200		101	30-150			
Surrogate: Decachlorobiphenyl [2C]	*0.225*		mg/Kg wet	0.200		112	30-150			
Surrogate: Tetrachloro-m-xylene	*0.203*		mg/Kg wet	0.200		102	30-150			
Surrogate: Tetrachloro-m-xylene [2C]	*0.228*		mg/Kg wet	0.200		114	30-150			

con-test® ANALYTICAL LABORATORY
39 Spruce Street * East Longmeadow, MA 01028 * FAX 413/525-6405 * TEL. 413/525-2332

QUALITY CONTROL

Polychlorinated Biphenyls with 3540 Soxhlet Extraction - Quality Control

Analyte	Result	Reporting Limit	Units	Spike Level	Source Result	%REC	%REC Limits	RPD	RPD Limit	Notes
Batch B174898 - SW-846 3540C										
Matrix Spike (B174898-MS1)	**Source: 17D0857-01**			Prepared: 04/19/17 Analyzed: 04/24/17						
Aroclor-1016	0.23	0.11	mg/Kg dry	0.222	ND	104	40-140			
Aroclor-1016 [2C]	0.24	0.11	mg/Kg dry	0.222	ND	107	40-140			
Aroclor-1260	0.23	0.11	mg/Kg dry	0.222	ND	102	40-140			
Aroclor-1260 [2C]	0.23	0.11	mg/Kg dry	0.222	ND	104	40-140			
Surrogate: Decachlorobiphenyl	*0.248*		mg/Kg dry	0.222		111	30-150			
Surrogate: Decachlorobiphenyl [2C]	*0.278*		mg/Kg dry	0.222		125	30-150			
Surrogate: Tetrachloro-m-xylene	*0.244*		mg/Kg dry	0.222		110	30-150			
Surrogate: Tetrachloro-m-xylene [2C]	*0.267*		mg/Kg dry	0.222		120	30-150			
Matrix Spike Dup (B174898-MSD1)	**Source: 17D0857-01**			Prepared: 04/19/17 Analyzed: 04/24/17						
Aroclor-1016	0.22	0.11	mg/Kg dry	0.222	ND	97.4	40-140	6.90	50	
Aroclor-1016 [2C]	0.22	0.11	mg/Kg dry	0.222	ND	99.7	40-140	6.81	50	
Aroclor-1260	0.22	0.11	mg/Kg dry	0.222	ND	97.9	40-140	4.07	50	
Aroclor-1260 [2C]	0.22	0.11	mg/Kg dry	0.222	ND	100	40-140	4.42	50	
Surrogate: Decachlorobiphenyl	*0.240*		mg/Kg dry	0.222		108	30-150			
Surrogate: Decachlorobiphenyl [2C]	*0.265*		mg/Kg dry	0.222		119	30-150			
Surrogate: Tetrachloro-m-xylene	*0.224*		mg/Kg dry	0.222		101	30-150			
Surrogate: Tetrachloro-m-xylene [2C]	*0.246*		mg/Kg dry	0.222		111	30-150			

con-test® ANALYTICAL LABORATORY
39 Spruce Street * East Longmeadow, MA 01028 * FAX 413/525-6405 * TEL. 413/525-2332

QUALITY CONTROL

Petroleum Hydrocarbons Analyses - Quality Control

Analyte	Result	Reporting Limit	Units	Spike Level	Source Result	%REC	%REC Limits	RPD	RPD Limit	Notes
Batch B174952 - SW-846 3546										
Blank (B174952-BLK1)				Prepared: 04/20/17 Analyzed: 04/21/17						
CT ETPH	ND	10	mg/Kg wet							
Surrogate: o-Terphenyl	*2.31*		mg/Kg wet	3.33		69.2	50-150			
LCS (B174952-BS1)				Prepared: 04/20/17 Analyzed: 04/21/17						
CT ETPH	24.5	10	mg/Kg wet	33.3		73.4	60-120			
Surrogate: o-Terphenyl	*2.37*		mg/Kg wet	3.33		71.1	50-150			
LCS Dup (B174952-BSD1)				Prepared: 04/20/17 Analyzed: 04/21/17						
CT ETPH	23.5	10	mg/Kg wet	33.3		70.6	60-120	3.81	30	
Surrogate: o-Terphenyl	*2.29*		mg/Kg wet	3.33		68.8	50-150			

con-test® ANALYTICAL LABORATORY
39 Spruce Street * East Longmeadow, MA 01028 * FAX 413/525-6405 * TEL. 413/525-2332

QUALITY CONTROL

Conventional Chemistry Parameters by EPA/APHA/SW-846 Methods (Total) - Quality Control

Analyte	Result	Reporting Limit	Units	Spike Level	Source Result	%REC	%REC Limits	RPD	RPD Limit	Notes
Batch B174919 - % Solids										
Duplicate (B174919-DUP3)	**Source: 17D0857-01**			Prepared: 04/20/17 Analyzed: 04/21/17						
% Solids	75.5		% Wt		89.9			17.4	20	
Duplicate (B174919-DUP4)	**Source: 17D0857-02**			Prepared: 04/20/17 Analyzed: 04/21/17						
% Solids	94.5		% Wt		94.5			0.00	20	

con-test® ANALYTICAL LABORATORY
39 Spruce Street * East Longmeadow, MA 01028 * FAX 413/525-6405 * TEL. 413/525-2332

IDENTIFICATION SUMMARY FOR SINGLE COMPONENT ANALYTES

SW-846 8082A

LCS

Lab Sample ID: B174898-BS1 Date(s) Analyzed: 04/24/2017 04/24/2017

Instrument ID (1): ECD4 Instrument ID (2): ECD4

GC Column (1): ID: (mm) GC Column (2): ID: (mm)

ANALYTE	COL	RT	RT WINDOW		CONCENTRATION	%RPD
			FROM	TO		
Aroclor-1016	1	0.00	-0.03	0.03	0.20	
	2	0.00	-0.03	0.03	0.20	0.0
Aroclor-1260	1	0.00	-0.03	0.03	0.19	
	2	0.00	-0.03	0.03	0.20	5.1

con-test® ANALYTICAL LABORATORY
39 Spruce Street * East Longmeadow, MA 01028 * FAX 413/525-6405 * TEL. 413/525-2332

IDENTIFICATION SUMMARY FOR SINGLE COMPONENT ANALYTES

SW-846 8082A

LCS Dup

Lab Sample ID: B174898-BSD1 Date(s) Analyzed: 04/24/2017 04/24/2017

Instrument ID (1): ECD4 Instrument ID (2): ECD4

GC Column (1): ID: (mm) GC Column (2): ID: (mm)

ANALYTE	COL	RT	RT WINDOW		CONCENTRATION	%RPD
			FROM	TO		
Aroclor-1016	1	0.00	-0.03	0.03	0.19	
	2	0.00	-0.03	0.03	0.19	0.0
Aroclor-1260	1	0.00	-0.03	0.03	0.18	
	2	0.00	-0.03	0.03	0.19	5.4

con-test® ANALYTICAL LABORATORY
39 Spruce Street * East Longmeadow, MA 01028 * FAX 413/525-6405 * TEL. 413/525-2332

IDENTIFICATION SUMMARY FOR SINGLE COMPONENT ANALYTES

SW-846 8082A

Matrix Spike

Lab Sample ID: B174898-MS1 Date(s) Analyzed: 04/24/2017 04/24/2017

Instrument ID (1): ECD4 Instrument ID (2): ECD4

GC Column (1): ID: (mm) GC Column (2): ID: (mm)

ANALYTE	COL	RT	RT WINDOW		CONCENTRATION	%RPD
			FROM	TO		
Aroclor-1016	1	0.00	-0.03	0.03	0.23	
	2	0.00	-0.03	0.03	0.24	4.3
Aroclor-1260	1	0.00	-0.03	0.03	0.23	
	2	0.00	-0.03	0.03	0.23	0.0

con-test® ANALYTICAL LABORATORY
39 Spruce Street * East Longmeadow, MA 01028 * FAX 413/525-6405 * TEL. 413/525-2332

IDENTIFICATION SUMMARY FOR SINGLE COMPONENT ANALYTES

SW-846 8082A

Matrix Spike Dup

Lab Sample ID: B174898-MSD1 Date(s) Analyzed: 04/24/2017 04/24/2017

Instrument ID (1): ECD4 Instrument ID (2): ECD4

GC Column (1): ID: (mm) GC Column (2): ID: (mm)

ANALYTE	COL	RT	RT WINDOW		CONCENTRATION	%RPD
			FROM	TO		
Aroclor-1016	1	0.00	-0.03	0.03	0.22	
	2	0.00	-0.03	0.03	0.22	0.0
Aroclor-1260	1	0.00	-0.03	0.03	0.22	
	2	0.00	-0.03	0.03	0.22	0.0

con-test® ANALYTICAL LABORATORY
39 Spruce Street * East Longmeadow, MA 01028 * FAX 413/525-6405 * TEL. 413/525-2332

FLAG/QUALIFIER SUMMARY

*	QC result is outside of established limits.
†	Wide recovery limits established for difficult compound.
‡	Wide RPD limits established for difficult compound.
#	Data exceeded client recommended or regulatory level
ND	Not Detected
RL	Reporting Limit
DL	Method Detection Limit
MCL	Maximum Contaminant Level
	Percent recoveries and relative percent differences (RPDs) are determined by the software using values in the calculation which have not been rounded.
	No results have been blank subtracted unless specified in the case narrative section.
L-04	Laboratory fortified blank/laboratory control sample recovery and duplicate recovery are outside of control limits. Reported value for this compound is likely to be biased on the low side.
S-01	The surrogate recovery for this sample is not available due to sample dilution below the surrogate reporting limit required from high analyte concentration and/or matrix interferences.
V-05	Continuing calibration did not meet method specifications and was biased on the low side for this compound. Increased uncertainty is associated with the reported value which is likely to be biased on the low side.
V-16	Response factor is less than method specified minimum acceptable value. Reduced precision and accuracy may be associated with reported result.
V-20	Continuing calibration did not meet method specifications and was biased on the high side. Data validation is not affected since sample result was "not detected" for this compound.

con-test® ANALYTICAL LABORATORY
39 Spruce Street * East Longmeadow, MA 01028 * FAX 413/525-6405 * TEL. 413/525-2332

CERTIFICATIONS

Certified Analyses included in this Report

Analyte	Certifications
CTDEP ETPH in Soil	
CT ETPH	CT
SW-846 8082A in Soil	
Aroclor-1016	CT,NH,NY,ME,NC,VA
Aroclor-1016 [2C]	CT,NH,NY,ME,NC,VA
Aroclor-1221	CT,NH,NY,ME,NC,VA
Aroclor-1221 [2C]	CT,NH,NY,ME,NC,VA
Aroclor-1232	CT,NH,NY,ME,NC,VA
Aroclor-1232 [2C]	CT,NH,NY,ME,NC,VA
Aroclor-1242	CT,NH,NY,ME,NC,VA
Aroclor-1242 [2C]	CT,NH,NY,ME,NC,VA
Aroclor-1248	CT,NH,NY,ME,NC,VA
Aroclor-1248 [2C]	CT,NH,NY,ME,NC,VA
Aroclor-1254	CT,NH,NY,ME,NC,VA
Aroclor-1254 [2C]	CT,NH,NY,ME,NC,VA
Aroclor-1260	CT,NH,NY,ME,NC,VA
Aroclor-1260 [2C]	CT,NH,NY,ME,NC,VA
Aroclor-1262	NY,NC,VA
Aroclor-1262 [2C]	NY,NC,VA
Aroclor-1268	NY,NC,VA
Aroclor-1268 [2C]	NY,NC,VA
SW-846 8260C in Soil	
Acetone	CT,NH,NY,ME
Acrylonitrile	CT,NH,NY,ME
Benzene	CT,NH,NY,ME
Bromobenzene	NH,NY,ME
Bromodichloromethane	CT,NH,NY,ME
Bromoform	CT,NH,NY,ME
Bromomethane	CT,NH,NY,ME
2-Butanone (MEK)	CT,NH,NY,ME
n-Butylbenzene	CT,NH,NY,ME
sec-Butylbenzene	CT,NH,NY,ME
tert-Butylbenzene	CT,NH,NY,ME
Carbon Disulfide	CT,NH,NY,ME
Carbon Tetrachloride	CT,NH,NY,ME
Chlorobenzene	CT,NH,NY,ME
Chlorodibromomethane	CT,NH,NY,ME
Chloroethane	CT,NH,NY,ME
Chloroform	CT,NH,NY,ME
Chloromethane	CT,NH,NY,ME
2-Chlorotoluene	CT,NH,NY,ME
4-Chlorotoluene	CT,NH,NY,ME
Dibromomethane	NH,NY,ME
1,2-Dichlorobenzene	CT,NH,NY,ME
1,3-Dichlorobenzene	CT,NH,NY,ME
1,4-Dichlorobenzene	CT,NH,NY,ME
trans-1,4-Dichloro-2-butene	NY

con-test® ANALYTICAL LABORATORY
39 Spruce Street * East Longmeadow, MA 01028 * FAX 413/525-6405 * TEL. 413/525-2332

CERTIFICATIONS

Certified Analyses included in this Report

Analyte	Certifications
SW-846 8260C in Soil	
Dichlorodifluoromethane (Freon 12)	NY,ME
1,1-Dichloroethane	CT,NH,NY,ME
1,2-Dichloroethane	CT,NH,NY,ME
1,1-Dichloroethylene	CT,NH,NY,ME
cis-1,2-Dichloroethylene	CT,NH,NY,ME
trans-1,2-Dichloroethylene	CT,NH,NY,ME
1,2-Dichloropropane	CT,NH,NY,ME
1,3-Dichloropropane	NH,NY,ME
2,2-Dichloropropane	NH,NY,ME
1,1-Dichloropropene	NH,NY,ME
cis-1,3-Dichloropropene	CT,NH,NY,ME
trans-1,3-Dichloropropene	CT,NH,NY,ME
Ethylbenzene	CT,NH,NY,ME
Hexachlorobutadiene	NH,NY,ME
2-Hexanone (MBK)	CT,NH,NY,ME
Isopropylbenzene (Cumene)	CT,NH,NY,ME
p-Isopropyltoluene (p-Cymene)	NH,NY
Methyl tert-Butyl Ether (MTBE)	NH,NY
Methylene Chloride	CT,NH,NY,ME
4-Methyl-2-pentanone (MIBK)	CT,NH,NY
Naphthalene	NH,NY,ME
n-Propylbenzene	NH,NY
Styrene	CT,NH,NY,ME
1,1,1,2-Tetrachloroethane	CT,NH,NY,ME
1,1,2,2-Tetrachloroethane	CT,NH,NY,ME
Tetrachloroethylene	CT,NH,NY,ME
Toluene	CT,NH,NY,ME
1,2,4-Trichlorobenzene	NH,NY,ME
1,1,1-Trichloroethane	CT,NH,NY,ME
1,1,2-Trichloroethane	CT,NH,NY,ME
Trichloroethylene	CT,NH,NY,ME
Trichlorofluoromethane (Freon 11)	CT,NH,NY,ME
1,2,3-Trichloropropane	NH,NY,ME
1,2,4-Trimethylbenzene	CT,NH,NY,ME
1,3,5-Trimethylbenzene	CT,NH,NY,ME
Vinyl Chloride	CT,NH,NY,ME
m+p Xylene	CT,NH,NY,ME
o-Xylene	CT,NH,NY,ME
SW-846 8270D in Soil	
Acenaphthene	CT,NY,NH
Acenaphthylene	CT,NY,NH
Aniline	NY,NH
Anthracene	CT,NY,NH
Benzo(a)anthracene	CT,NY,NH
Benzo(a)pyrene	CT,NY,NH
Benzo(b)fluoranthene	CT,NY,NH

con-test® ANALYTICAL LABORATORY
39 Spruce Street * East Longmeadow, MA 01028 * FAX 413/525-6405 * TEL. 413/525-2332

CERTIFICATIONS

Certified Analyses included in this Report

Analyte	Certifications
SW-846 8270D in Soil	
Benzo(g,h,i)perylene	CT,NY,NH
Benzo(k)fluoranthene	CT,NY,NH
Bis(2-chloroethoxy)methane	CT,NY,NH
Bis(2-chloroethyl)ether	CT,NY,NH
Bis(2-chloroisopropyl)ether	CT,NY,NH
Bis(2-Ethylhexyl)phthalate	CT,NY,NH
4-Bromophenylphenylether	CT,NY,NH
Butylbenzylphthalate	CT,NY,NH
4-Chloroaniline	CT,NY,NH
4-Chloro-3-methylphenol	CT,NY,NH
2-Chloronaphthalene	CT,NY,NH
2-Chlorophenol	CT,NY,NH
4-Chlorophenylphenylether	CT,NY,NH
Chrysene	CT,NY,NH
Dibenz(a,h)anthracene	CT,NY,NH
Dibenzofuran	CT,NY,NH
Di-n-butylphthalate	CT,NY,NH
1,2-Dichlorobenzene	NY,NH
1,3-Dichlorobenzene	NY,NH
1,4-Dichlorobenzene	NY,NH
3,3-Dichlorobenzidine	CT,NY,NH
2,4-Dichlorophenol	CT,NY,NH
Diethylphthalate	CT,NY,NH
2,4-Dimethylphenol	CT,NY,NH
Dimethylphthalate	CT,NY,NH
4,6-Dinitro-2-methylphenol	CT,NY,NH
2,4-Dinitrophenol	CT,NY,NH
2,4-Dinitrotoluene	CT,NY,NH
2,6-Dinitrotoluene	CT,NY,NH
Di-n-octylphthalate	CT,NY,NH
Fluoranthene	CT,NY,NH
Fluorene	NY,NH
Hexachlorobenzene	CT,NY,NH
Hexachlorobutadiene	CT,NY,NH
Hexachlorocyclopentadiene	CT,NY,NH
Hexachloroethane	CT,NY,NH
Indeno(1,2,3-cd)pyrene	CT,NY,NH
Isophorone	CT,NY,NH
2-Methylnaphthalene	CT,NY,NH
2-Methylphenol	CT,NY,NH
3/4-Methylphenol	CT,NY,NH
Naphthalene	CT,NY,NH
2-Nitroaniline	CT,NY,NH
3-Nitroaniline	CT,NY,NH
4-Nitroaniline	CT,NY,NH
Nitrobenzene	CT,NY,NH
2-Nitrophenol	CT,NY,NH

39 Spruce Street * East Longmeadow, MA 01028 * FAX 413/525-6405 * TEL. 413/525-2332

CERTIFICATIONS

Certified Analyses included in this Report

Analyte	Certifications
SW-846 8270D in Soil	
4-Nitrophenol	CT,NY,NH
N-Nitrosodiphenylamine	CT,NY,NH
N-Nitrosodi-n-propylamine	CT,NY,NH
Pentachloronitrobenzene	NY
Pentachlorophenol	CT,NY,NH
Phenanthrene	CT,NY,NH
Phenol	CT,NY,NH
Pyrene	CT,NY,NH
Pyridine	CT,NY,NH
1,2,4,5-Tetrachlorobenzene	NY
1,2,4-Trichlorobenzene	CT,NY,NH
2,4,5-Trichlorophenol	CT,NY,NH
2,4,6-Trichlorophenol	CT,NY,NH

The CON-TEST Environmental Laboratory operates under the following certifications and accreditations:

Code	Description	Number	Expires
AIHA	AIHA-LAP, LLC - ISO17025:2005	100033	02/1/2018
MA	Massachusetts DEP	M-MA100	06/30/2017
CT	Connecticut Department of Publilc Health	PH-0567	09/30/2017
NY	New York State Department of Health	10899 NELAP	04/1/2018
NH-S	New Hampshire Environmental Lab	2516 NELAP	02/5/2018
RI	Rhode Island Department of Health	LAO00112	12/30/2017
NC	North Carolina Div. of Water Quality	652	12/31/2017
NJ	New Jersey DEP	MA007 NELAP	06/30/2017
FL	Florida Department of Health	E871027 NELAP	06/30/2017
VT	Vermont Department of Health Lead Laboratory	LL015036	07/30/2017
ME	State of Maine	2011028	06/9/2017
VA	Commonwealth of Virginia	460217	12/14/2017
NH-P	New Hampshire Environmental Lab	2557 NELAP	09/6/2017

con-test ANALYTICAL LABORATORY

17D0857

Phone: 413-525-2332
Fax: 413-525-6405
Email: info@contestlabs.com

http://www.contestlabs.com Doc # 381 Rev 0 5 8 2015

CHAIN OF CUSTODY RECORD

39 Spruce Street
East Longmeadow, MA 01028

Page 1 of 1

Company Name:	Weston & Sampson - (for Eversource Energy)
Address:	273 Dividend Road, Rocky Hill, CT 06067
Phone:	(860) 513-1473
Project Name:	Simsbury AWC
Project Location:	Simsbury, CT
Project Number:	Bill W&S directly
Project Manager:	Jeff Willson
Con-Test Bid:	n/a
Invoice Recipient:	Jeff Willson
Sampled By:	Will Sirotnak

Requested Turnaround Time
7-Day ☐ 10-Day ☐
Other: ☑ 5-7 Bus. Days

Rush-Approval Required
1-Day ☐ 3-Day ☐
2-Day ☐ 4-Day ☐

Data Delivery
Format: PDF ☑ EXCEL ☑
Other:
Enhanced Data Package Required: ☐
Email To: yellenl@wseinc.com
Fax To #: sirotnakw@wseinc.com

Con-Test Work Order#	Client Sample ID / Description	Beginning Date/Time	Ending Date/Time	Composite	Grab	[1] Matrix Code	Conc Code	2,1 i / 0,m I / V A	VOCs	ETPH	PCBs via Soxhlet Ext	SVOCs
01	B313	4/19/17	940		X	S	U		X	X	X	
02	B314		1020						X	X		X
03	B315		1030						X	X		X
04	B316		1210						X	X	X	
05	B317		1245							X		
06	B318		1330							X		
07	B319		1420						X	X		
08	B320		1435						X	X		
09	B321		1450						X	X		
10	B322		1500						X	X		

ANALYSIS REQUESTED

# of Containers
[2] Preservation Code
[3] Container Code

Dissolved Metals Samples
○ Field Filtered
○ Lab to Filter

Orthophosphate Samples
○ Field Filtered
○ Lab to Filter

[1] Matrix Codes:
GW = Ground Water
WW = Waste Water
DW = Drinking Water
A = Air
S = Soil/Solid
SL = Sludge
O = Other (please define)

[2] Preservation Codes:
I = Iced
H = HCL
M = Methanol
N = Nitric Acid
S = Sulfuric Acid
B = Sodium Bisulfate
X = Sodium Hydroxide
T = Sodium Thiosulfate
O = Other (please define) H2O

[3] Container Codes:
A = Amber Glass
G = Glass
P = Plastic
ST = Sterile
V = Vial
S = Summa Canister
T = Tedlar Bag
O = Other (please define)

Comments: (1) Please bill Weston & Sampson directly.

Please use the following codes to indicate possible sample concentration within the **Conc Code** column above:
H - High; M - Medium; L - Low; C - Clean; U - Unknown

Relinquished by: (signature)	Date/Time: 4/19/17		
Received by: (signature) Tom Maw	Date/Time: 4/19/17 1609		
Relinquished by: (signature) Tom Maw	Date/Time: 4/19/17 1715		
Received by: (signature)	Date/Time: 4/19/17 1715		
Relinquished by: (signature)	Date/Time:		
Received by: (signature)	Date/Time:		

Detection Limit Requirements
MA
CT CTDEEP RSRs (includes RES DEC & GA PMC)
Other:

Program Information
○ MCP Analytical Certification Form Required
● RCP Analysis Certification Form Required
○ MA State DW Form Required
PWSID # _____

NELAC and AIHA-LAP, LLC Accredited

TURNAROUND TIME (BUSINESS DAYS) STARTS AT 9:00 AM THE DAY AFTER SAMPLE RECEIPT UNLESS THERE ARE QUESTIONS ON THIS CHAIN. IF THIS FORM IS NOT FILLED OUT COMPLETELY OR IS INCORRECT, TURNAROUND TIME CANNOT START UNTIL ALL QUESTIONS HAVE BEEN ANSWERED.

PLEASE BE CAREFUL NOT TO CONTAMINATE THIS DOCUMENT

4/19/17 1715

39 Spruce St.
East Longmeadow, MA. 01028
P: 413-525-2332
F: 413-525-6405
www.contestlabs.com

con-test® ANALYTICAL LABORATORY

Page 1 of 2

Sample Receipt Checklist

CLIENT NAME: Weston & Sampson **RECEIVED BY:** RLF **DATE:** 4/19/17

1) **Was the chain(s) of custody relinquished and signed?** Yes X No ____ No COC Incl.

2) **Does the chain agree with the samples?** Yes X No ____
If not, explain:

3) **Are all the samples in good condition?** Yes X No ____
If not, explain:

4) **How were the samples received:**
On Ice X Direct from Sampling ____ Ambient ____ In Cooler(s) X

Were the samples received in Temperature Compliance of (2-6°C)? Yes X No ____ N/A ____

Temperature °C by Temp blank ____ # ____ Temperature °C by Temp gun 3.1°C # 7

5) **Are there Dissolved samples for the lab to filter?** Yes ____ No X
Who was notified ____ Date ____ Time ____

6) **Are there any RUSH or SHORT HOLDING TIME samples?** Yes ____ No X
Who was notified ____ Date ____ Time ____

7) **Location where samples are stored:** 

Permission to subcontract samples? Yes No
(Walk-in clients only) if not already approved
Client Signature: ____

8) **Do all samples have the proper Acid pH:** Yes ____ No ____ N/A X

9) **Do all samples have the proper Base pH:** Yes ____ No ____ N/A X

10) **Was the PC notified of any discrepancies with the CoC vs the samples:** Yes ____ N/A X

Containers received at Con-Test

	# of containers		# of containers
1 Liter Amber		16 oz amber	
500 mL Amber		8 oz amber/clear jar	12
250 mL Amber (8oz amber)		4 oz amber/clear jar	
1 Liter Plastic		2 oz amber/clear jar	
500 mL Plastic		Plastic Bag / Ziploc	
250 mL plastic		SOC Kit	
40 mL Vial - type listed below	24	Perchlorate Kit	
Colisure / bacteria bottle		Flashpoint bottle	
Dissolved Oxygen bottle		Other glass jar	
Encore		Other	

40 mL vials: # HCl ____ # Methanol 8
Bisulfate ____ # DI Water 16
Thiosulfate ____ Unpreserved ____

Time and Date Frozen: 4/19/17 1715

Doc# 277
Rev. 4 August 2013

Page 2 of 2

Login Sample Receipt Checklist

(Rejection Criteria Listing - Using Sample Acceptance Policy)

Any False statement will be brought to the attention of Client

Question	Answer (True/False) T/F/NA	Comment
1) The cooler's custody seal, if present, is intact.	NA	
2) The cooler or samples do not appear to have been compromised or tampered with.	T	
3) Samples were received on ice.	T	
4) Cooler Temperature is acceptable.	T	
5) Cooler Temperature is recorded.	T	
6) COC is filled out in ink and legible.	T	
7) COC is filled out with all pertinent information.	T	
8) Field Sampler's name present on COC.	T	
9) There are no discrepancies between the sample IDs on the container and the COC.	T	
10) Samples are received within Holding Time.	T	
11) Sample containers have legible labels.	T	
12) Containers are not broken or leaking.	T	
13) Air Cassettes are not broken/open.	NA	
14) Sample collection date/times are provided.	T	
15) Appropriate sample containers are used.	T	
16) Proper collection media used.	T	
17) No headspace sample bottles are completely filled.	NA	
18) There is sufficient volume for all requsted analyses, including any requested MS/MSDs.	T	
19) Trip blanks provided if applicable.	NA	
20) VOA sample vials do not have head space or bubble is <6mm (1/4") in diameter.	NA	
21) Samples do not require splitting or compositing.	T	

Who notified of False statements? **Date/Time:**

Doc #277 Rev. 4 August 2013 **Log-In Technician Initials:** **Date/Time:**

RLF 4/19/17 1715

D:\HPCHEM\1\DATA\A042417\A0424024.D

CT ETPH DISCRIMINATION CHECK

Date Acquired	4/24/17
Data File Name	A0424024.D
Sample Name	ETPH 1500
Instrument Name	5890DFID

Compound	Ret Time	Target Response	Average Response	*%D +/- 20
c - 9	1.17	423955	424602	0
c - 10	1.52	422388	424602	-1
c - 12	2.26	420055	424602	-1
c - 14	2.94	412046	424602	-3
c - 16	3.54	414554	424602	-2
c - 18	4.15	414898	424602	-2
o-Terphenyl	4.43	451484	424602	
c - 20	4.76	430465	424602	1
c - 22	5.28	435168	424602	2
c - 24	5.72	420039	424602	-1
c - 26	6.12	452398	424602	7
c - 28	6.48	448619	424602	6
c - 30	6.81	452653	424602	7
c - 32	7.12	426108	424602	0
c - 34	7.42	408356	424602	-4
c - 36	7.72	387334	424602	-9

* One compound allowed %D </= 50%

Samples

17D0857-01
17D0857-02
17D0857-03
17D0857-04
17D0857-07
17D0849-03
17D0849-11
17D0857-10
17D0857-05
17D0857-06
17D0857-08@5X
17D0850-24@5X

D:\HPCHEM\1\DATA\A042517.SEC\A0425025.D

CT ETPH DISCRIMINATION CHECK

Date Acquired	4/25/17
Data File Name	A0425025.D
Sample Name	ETPH 1500
Instrument Name	5890DFID

Compound	Ret Time	Target Response	Average Response	*%D +/- 20
c - 9	1.21	505648	521084	-3
c - 10	1.56	511578	521084	-2
c - 12	2.29	526444	521084	1
c - 14	2.96	531238	521084	2
c - 16	3.56	536814	521084	3
c - 18	4.16	525912	521084	1
o-Terphenyl	4.45	577097	521084	
c - 20	4.77	531802	521084	2
c - 22	5.28	534276	521084	3
c - 24	5.72	497939	521084	-4
c - 26	6.12	525726	521084	1
c - 28	6.47	523521	521084	0
c - 30	6.81	524650	521084	1
c - 32	7.12	514064	521084	-1
c - 34	7.41	514701	521084	-1
c - 36	7.71	511950	521084	-2

* One compound allowed %D </= 50%

Samples

17D0857-09@25X
17D0850-09@20X
17D0850-19@20X
17D0850-20@20X
17D0850-21@20X
17D0850-22@25X

REASONABLE CONFIDENCE PROTOCOL
LABORATORY ANALYSIS QA/QC CERTIFICATION FORM

Laboratory Name: Con-Test Analytical Laboratory

Client: Weston & Sampson

Project Location: Simsbury, CT

Project Number: 17D0857

Laboratory Sample ID(s):

17D0857-01 thru 17D0857-10

Sample Date(s):

04/19/2017

List RCP Methods Used:

CTDEP ETPH, SW-846 8082A, SW-846 8260C, SW-846 8270D

1	For each analytical method referenced in this laboratory report package, were all specified QA/QC performance criteria followed, including the requirement to explain any criteria falling outside of acceptable guidelines, as specified in the CTDEP method-specific Reasonable Confidence Protocol documents?	☑ Yes ☐ No
1A	Were the method specified preservation and holding time requirements met?	☑ Yes ☐ No
1B	VPH and EPH Methods only: Was the VPH and EPH method conducted without significant modifications (see Section 11.3 of respective RCP methods)?	☐ Yes ☐ No ☑ N/A
2	Were all samples received by the laboratory in a condition consistent with that described on the associated chain-of-custody document(s)?	☑ Yes ☐ No
3	Were samples received at an appropriate temperature (< 6 degrees C.)?	☑ Yes ☐ No ☐ N/A
4	Were all QA/QC performance criteria specified in the CTDEP Reasonable Confidence Protocol documents achieved?	☐ Yes ☑ No
5A	Were reporting limits specified or referenced on the chain-of-custody?	☑ Yes ☐ No
5B	Were these reporting limits met?	☑ Yes ☐ No
6	For each analytical method referenced in this laboratory report package, were results reported for all constituents identified in the method-specific analyte lists presented in the Reasonable Confidence Protocol documents?	☐ Yes ☑ No
7	Are project-specific matrix spikes and laboratory duplicates included in this data set?	☐ Yes ☑ No

Notes: For all questions to which the response was "No" (with the exception of question #7), additional information must be provided in an attached narrative. If the answer to question #1, #1A, or #1B is "No", the data package does not meet the requirements for "Reasonable Confidence."
This form may not be altered and all questions must be answered.

I, the undersigned, attest under the pains and penalties of perjury that, to the best of my knowledge and belief and based upon my personal inquiry of those responsible for providing the information contained in this analytical report, such information is accurate and complete.

Authorized Signature: Lisa Worthington **Position:** **Project Manager**

Printed Name: **Lisa A. Worthington** **Date:** **04/26/17**

Name of Laboratory: **Con-Test Analytical Laboratory**

This certification form is to be used for RCP methods only.

COMPLETE ENVIRONMENTAL TESTING, INC.

80 Lupes Drive
Stratford, CT 06615

Tel: (203) 377-9984
Fax: (203) 377-9952
e-mail: cet@cetlabs.com

October 16, 2001

Mr. Paul Connelly
Carroccio-Covill & Assoc.
40 Old New Milford Rd.
Brookfield, CT 06804

Project: Simsbury
Project #: 8243.01
CET #: 01100483
Aqueous: Air1; CCA-2; CCA-4; CCA-5; CCA-6; CCA-7; Equip. Blank; Middle Parcel; MW-110; MW-2A; MW-4R; MW-5; MW-T1; MW-T2; MW-T5; South Parcel; UNK-1
Collection Date(s): 10/8/01; 10/9/01

PREP ANALYSIS:

Liquid-Liquid Extraction [EPA 3510]

	MW-4R	Air1	Equip. Blank
Liquid-Liquid Extraction	Completed [10/15/01]	Completed [10/15/01]	Completed [10/15/01]

ANALYSIS:

Conn. Extractable TPH [CT DEP] Units: mg/l Analysis Date: 10/12/01

	UNK-1	CCA-7	CCA-2	CCA-5	CCA-6	CCA-4
Conn. Extractable TPH	0.30*	ND < 0.10	ND < 0.10	ND < 0.10	ND < 0.10	ND < 0.10

Conn. Extractable TPH [CT DEP] Units: mg/l Analysis Date: 10/12/01

	MW-5	MW-110	MW-2A	MW-4R	Air1	MW-T2
Conn. Extractable TPH	ND < 0.10	ND < 0.10	ND < 0.10	3.2**	ND < 0.10	ND < 0.10

NOTES:
[ ] Indicates Date Prep Test Completed; ND is Not Detected.

Conn. Extractable TPH [CT DEP] Units: mg/l Analysis Date: 10/12/01

	MW-T5	Equip. Blank
Conn. Extractable TPH	ND < 0.10	ND < 0.10

*C_{14}-C_{36} range
**C_9-C_{14} range

Dissolved Mercury [EPA 245.2] Units: mg/l Analysis Date: 10/16/01

	UNK-1	CCA-7	Equip. Blank
Dissolved Mercury	ND < 0.002	ND < 0.002	ND < 0.002

Dissolved Metals [EPA 200.7] Units: mg/l Analysis Date: 10/12/01

	UNK-1	CCA-7	MW-2A	Middle Parcel	South Parcel	Equip. Blank
Lead	ND < 0.013	ND < 0.013	ND < 0.013			ND < 0.013
Selenium	ND < 0.01	ND < 0.01				ND < 0.01
Cadmium	ND < 0.005	ND < 0.005				ND < 0.005
Chromium	ND < 0.05	ND < 0.05				ND < 0.05
Arsenic	ND < 0.05	ND < 0.05		ND < 0.05	ND < 0.05	ND < 0.05
Barium	ND < 0.05	0.23				ND < 0.05
Silver	ND < 0.012	ND < 0.012				ND < 0.012

EPA 8081B Chlorinated Pesticides [EPA 8081B] Units: ug/l Analysis Date: 10/15/01

	Middle Parcel	South Parcel	Equip. Blank
4,4-DDD	ND < 1.0	ND < 1.0	ND < 1.0
4,4-DDE	ND < 1.0	ND < 1.0	ND < 1.0
4,4-DDT	ND < 1.0	ND < 1.0	ND < 1.0
4,4-Methoxychlor	ND < 1.0	ND < 1.0	ND < 1.0
Aldrin	ND < 1.0	ND < 1.0	ND < 1.0
Alpha-BHC	ND < 1.0	ND < 1.0	ND < 1.0
Beta-BHC	ND < 1.0	ND < 1.0	ND < 1.0
Chlordane	ND < 1.0	ND < 1.0	ND < 1.0
Delta-BHC	ND < 1.0	ND < 1.0	ND < 1.0
Dieldrin	ND < 1.0	ND < 1.0	ND < 1.0
Endosulfan I	ND < 1.0	ND < 1.0	ND < 1.0
Endosulfan II	ND < 1.0	ND < 1.0	ND < 1.0
Endosulfan Sulfate	ND < 1.0	ND < 1.0	ND < 1.0
Endrin	ND < 1.0	ND < 1.0	ND < 1.0
Endrin Aldehyde	ND < 1.0	ND < 1.0	ND < 1.0
Endrin Ketone	ND < 1.0	ND < 1.0	ND < 1.0
Gamma-BHC	ND < 1.0	ND < 1.0	ND < 1.0
Heptachlor	ND < 1.0	ND < 1.0	ND < 1.0
Heptachlor Epoxide	ND < 1.0	ND < 1.0	ND < 1.0
Toxaphene	ND < 1.0	ND < 1.0	ND < 1.0

Notes:
[ ]Indicates Date Prep Test Completed; ND is Not Detected.

EPA 8270 Semi-Volatile Organics [EPA 8270] Units: ug/1 Analysis Date: 10/15/01

	MW-4R	Air1	Equip. Blank
2,4,5-Trichlorophenol	ND < 20	ND < 20	ND < 20
2-Chloronaphthalene	ND < 20	ND < 20	ND < 20
Acenaphthylene	ND < 0.30	ND < 0.30	ND < 0.30
Dimethylphthalate	ND < 20	ND < 20	ND < 20
2,6-Dinitrotoluene	ND < 75	ND < 75	ND < 75
Acenaphthene	ND < 1.0	ND < 1.0	ND < 1.0
2,4-Dinitrophenol	ND < 20	ND < 20	ND < 20
2,4-Dinitrotoluene	ND < 75	ND < 75	ND < 75
4-Nitrophenol	ND < 75	ND < 75	ND < 75
2,3,4,6-Tetrachlorophenol	ND < 20	ND < 20	ND < 20
Fluorene	ND < 1.0	ND < 1.0	ND < 1.0
4-Chlorophenyl-phenylether	ND < 20	ND < 20	ND < 20
Diethylphthalate	ND < 20	ND < 20	ND < 20
4,6-Dinitro-2-methylphenol	ND < 20	ND < 20	ND < 20
n-Nitrosodiphenylamine	ND < 20	ND < 20	ND < 20
Azobenzene	ND < 20	ND < 20	ND < 20
4-Bromophenyl-phenylether	ND < 20	ND < 20	ND < 20
Hexachlorobenzene	ND < 0.077	ND < 0.077	ND < 0.077
Pentachlorophenol	ND < 1.0	ND < 1.0	ND < 1.0
Benzidine	ND < 75	ND < 75	ND < 75
Phenanthrene	0.37	ND < 0.077	ND < 0.077
Anthracene	ND < 1.0	ND < 1.0	ND < 1.0
Carbazole	ND < 20	ND < 20	ND < 20
Di-n-butylphthalate	ND < 20	ND < 20	ND < 20
Fluoranthene	ND < 1.0	ND < 1.0	ND < 1.0
Pyrene	ND < 1.0	ND < 1.0	ND < 1.0
Butylbenzylphthalate	ND < 20	ND < 20	ND < 20
3,3-Dichlorobenzidine	ND < 75	ND < 75	ND < 75
Benzo[a]anthracene	ND < 0.06	ND < 0.06	ND < 0.06
Chrysene	ND < 1.0	ND < 1.0	ND < 1.0
bis(2-Ethylhexyl)phthalate	ND < 2.0	ND < 2.0	ND < 2.0
Di-n-octylphthalate	ND < 20	ND < 20	ND < 20
Benzo[b]fluoranthene	ND < 0.08	ND < 0.08	ND < 0.08
Benzo[k]fluoranthene	ND < 0.30	ND < 0.30	ND < 0.30
Benzo[a]pyrene	ND < 0.20	ND < 0.20	ND < 0.20
Indeno[1,2,3-cd]pyrene	ND < 0.50	ND < 0.50	ND < 0.50
Dibenz[a,h]anthracene	ND < 0.50	ND < 0.50	ND < 0.50
Benzo[g,h,i]perylene	ND < 1.0	ND < 1.0	ND < 1.0

Volatile Organics [EPA 8260] Units: ug/1 Analysis Date: 10/15/01

	UNK-1	CCA-7	CCA-2	CCA-5	CCA-6	MW-2A
Dichlorodifluoromethane	ND < 10	ND < 10	ND < 10	ND < 10	ND < 10	ND < 10
Chloromethane	ND < 5.0	ND < 5.0	ND < 5.0	ND < 5.0	ND < 5.0	ND < 5.0
Vinyl Chloride	ND < 2.0	ND < 2.0	ND < 2.0	ND < 2.0	ND < 2.0	ND < 2.0
Bromomethane	ND < 5.0	ND < 5.0	ND < 5.0	ND < 5.0	ND < 5.0	ND < 5.0
Chloroethane	ND < 5.0	ND < 5.0	ND < 5.0	ND < 5.0	ND < 5.0	ND < 5.0
Trichlorofluoromethane	ND < 25	ND < 25	ND < 25	ND < 25	ND < 25	ND < 25
1,1-Dichloroethene	ND < 1.0	ND < 1.0	ND < 1.0	ND < 1.0	ND < 1.0	ND < 1.0
Methylene Chloride	ND < 5.0	ND < 5.0	ND < 5.0	ND < 5.0	ND < 5.0	ND < 5.0
Methyl-t-Butyl Ether (MTBE)	ND < 5.0	ND < 5.0	ND < 5.0	ND < 5.0	ND < 5.0	ND < 5.0

Notes:
[ ]Indicates Date Prep Test Completed; ND is Not Detected.

Volatile Organics [EPA 8260] Units: ug/1 Analysis Date: 10/15/01

	UNK-1	CCA-7	CCA-2	CCA-5	CCA-6	MW-2A
trans-1,2-Dichloroethene	ND < 1.0	ND < 1.0	ND < 1.0	ND < 1.0	ND < 1.0	ND < 1.0
1,1-Dichloroethane	ND < 1.0	ND < 1.0	ND < 1.0	ND < 1.0	ND < 1.0	ND < 1.0
2,2-Dichloropropane	ND < 1.0	ND < 1.0	ND < 1.0	ND < 1.0	ND < 1.0	ND < 1.0
cis-1,2-Dichloroethene	ND < 1.0	ND < 1.0	ND < 1.0	ND < 1.0	ND < 1.0	ND < 1.0
Bromochloromethane	ND < 1.0	ND < 1.0	ND < 1.0	ND < 1.0	ND < 1.0	ND < 1.0
Chloroform	ND < 1.0	ND < 1.0	ND < 1.0	ND < 1.0	ND < 1.0	ND < 1.0
1,1,1-Trichloroethane	ND < 1.0	ND < 1.0	ND < 1.0	ND < 1.0	ND < 1.0	ND < 1.0
Carbon Tetrachloride	ND < 1.0	ND < 1.0	ND < 1.0	ND < 1.0	ND < 1.0	ND < 1.0
1,1-Dichloropropene	ND < 1.0	ND < 1.0	ND < 1.0	ND < 1.0	ND < 1.0	ND < 1.0
Benzene	ND < 1.0	ND < 1.0	ND < 1.0	ND < 1.0	ND < 1.0	ND < 1.0
1,2-Dichloroethane	ND < 1.0	ND < 1.0	ND < 1.0	ND < 1.0	ND < 1.0	ND < 1.0
Trichloroethene	ND < 1.0	ND < 1.0	ND < 1.0	ND < 1.0	ND < 1.0	ND < 1.0
1,2-Dichloropropane	ND < 1.0	ND < 1.0	ND < 1.0	ND < 1.0	ND < 1.0	ND < 1.0
Dibromomethane	ND < 1.0	ND < 1.0	ND < 1.0	ND < 1.0	ND < 1.0	ND < 1.0
Bromodichloromethane	ND < 1.0	ND < 1.0	ND < 1.0	ND < 1.0	ND < 1.0	ND < 1.0
cis-1,3-Dichloropropene	ND < 1.0	ND < 1.0	ND < 1.0	ND < 1.0	ND < 1.0	ND < 1.0
Toluene	ND < 1.0	ND < 1.0	ND < 1.0	ND < 1.0	ND < 1.0	ND < 1.0
trans-1,3-Dichloropropene	ND < 1.0	ND < 1.0	ND < 1.0	ND < 1.0	ND < 1.0	ND < 1.0
1,1,2-Trichloroethane	ND < 1.0	ND < 1.0	ND < 1.0	ND < 1.0	ND < 1.0	ND < 1.0
Tetrachloroethene	ND < 1.0	ND < 1.0	ND < 1.0	ND < 1.0	ND < 1.0	ND < 1.0
1,3-Dichloropropane	ND < 1.0	ND < 1.0	ND < 1.0	ND < 1.0	ND < 1.0	ND < 1.0
Dibromochloromethane	ND < 0.50	ND < 0.50	ND < 0.50	ND < 0.50	ND < 0.50	ND < 0.50
1,2-Dibromoethane	ND < 1.0	ND < 1.0	ND < 1.0	ND < 1.0	ND < 1.0	ND < 1.0
Chlorobenzene	ND < 1.0	ND < 1.0	ND < 1.0	ND < 1.0	ND < 1.0	ND < 1.0
1,1,1,2-Tetrachloroethane	ND < 1.0	ND < 1.0	ND < 1.0	ND < 1.0	ND < 1.0	ND < 1.0
Ethylbenzene	ND < 1.0	ND < 1.0	ND < 1.0	ND < 1.0	ND < 1.0	ND < 1.0
m+p Xylenes	ND < 1.0	ND < 1.0	ND < 1.0	ND < 1.0	ND < 1.0	ND < 1.0
o-Xylene	ND < 1.0	ND < 1.0	ND < 1.0	ND < 1.0	ND < 1.0	ND < 1.0
Styrene	ND < 1.0	ND < 1.0	ND < 1.0	ND < 1.0	ND < 1.0	ND < 1.0
Bromoform	ND < 1.0	ND < 1.0	ND < 1.0	ND < 1.0	ND < 1.0	ND < 1.0
Isopropylbenzene	ND < 1.0	ND < 1.0	ND < 1.0	ND < 1.0	ND < 1.0	ND < 1.0
1,1,2,2-Tetrachloroethane	ND < 0.50	ND < 0.50	ND < 0.50	ND < 0.50	ND < 0.50	ND < 0.50
Bromobenzene	ND < 1.0	ND < 1.0	ND < 1.0	ND < 1.0	ND < 1.0	ND < 1.0
1,2,3-Trichloropropane	ND < 1.0	ND < 1.0	ND < 1.0	ND < 1.0	ND < 1.0	ND < 1.0
n-Propylbenzene	ND < 1.0	ND < 1.0	ND < 1.0	ND < 1.0	ND < 1.0	ND < 1.0
2-Chlorotoluene	ND < 1.0	ND < 1.0	ND < 1.0	ND < 1.0	ND < 1.0	ND < 1.0
4-Chlorotoluene	ND < 1.0	ND < 1.0	ND < 1.0	ND < 1.0	ND < 1.0	ND < 1.0
1,3,5-Trimethylbenzene	ND < 1.0	ND < 1.0	ND < 1.0	ND < 1.0	ND < 1.0	ND < 1.0
tert-Butylbenzene	ND < 1.0	ND < 1.0	ND < 1.0	ND < 1.0	ND < 1.0	ND < 1.0
1,2,4-Trimethylbenzene	ND < 1.0	ND < 1.0	ND < 1.0	ND < 1.0	ND < 1.0	ND < 1.0
sec-Butylbenzene	ND < 1.0	ND < 1.0	ND < 1.0	ND < 1.0	ND < 1.0	ND < 1.0
1,3-Dichlorobenzene	ND < 1.0	ND < 1.0	ND < 1.0	ND < 1.0	ND < 1.0	ND < 1.0
4-Isopropyltoluene	ND < 1.0	ND < 1.0	ND < 1.0	ND < 1.0	ND < 1.0	ND < 1.0
1,4-Dichlorobenzene	ND < 1.0	ND < 1.0	ND < 1.0	ND < 1.0	ND < 1.0	ND < 1.0
1,2-Dichlorobenzene	ND < 1.0	ND < 1.0	ND < 1.0	ND < 1.0	ND < 1.0	ND < 1.0
n-Butylbenzene	ND < 1.0	ND < 1.0	ND < 1.0	ND < 1.0	ND < 1.0	ND < 1.0
1,2-Dibromo-3-Chloropropane	ND < 1.0	ND < 1.0	ND < 1.0	ND < 1.0	ND < 1.0	ND < 1.0
1,2,4-Trichlorobenzene	ND < 1.0	ND < 1.0	ND < 1.0	ND < 1.0	ND < 1.0	ND < 1.0
Hexachlorobutadiene	ND < 1.0	ND < 1.0	ND < 1.0	ND < 1.0	ND < 1.0	ND < 1.0
Naphthalene	ND < 1.0	ND < 1.0	ND < 1.0	ND < 1.0	ND < 1.0	ND < 1.0
1,2,3-Trichlorobenzene	ND < 1.0	ND < 1.0	ND < 1.0	ND < 1.0	ND < 1.0	ND < 1.0

Notes:
[ ]Indicates Date Prep Test Completed; ND is Not Detected.

Volatile Organics [EPA 8260] Units: ug/l Analysis Date: 10/15/01

	MW-4R	Middle Parcel	South Parcel	Air1	MW-T1	MW-T2
Dichlorodifluoromethane	ND < 10	ND < 10	ND < 10	ND < 10	ND < 10	ND < 10
Chloromethane	ND < 5.0	ND < 5.0	ND < 5.0	ND < 5.0	ND < 5.0	ND < 5.0
Vinyl Chloride	ND < 2.0	ND < 2.0	ND < 2.0	ND < 2.0	ND < 2.0	ND < 2.0
Bromomethane	ND < 5.0	ND < 5.0	ND < 5.0	ND < 5.0	ND < 5.0	ND < 5.0
Chloroethane	ND < 5.0	ND < 5.0	ND < 5.0	ND < 5.0	ND < 5.0	ND < 5.0
Trichlorofluoromethane	ND < 25	ND < 25	ND < 25	ND < 25	ND < 25	ND < 25
1,1-Dichloroethene	ND < 1.0	ND < 1.0	ND < 1.0	ND < 1.0	ND < 1.0	ND < 1.0
Methylene Chloride	ND < 5.0	ND < 5.0	ND < 5.0	ND < 5.0	ND < 5.0	ND < 5.0
Methyl-t-Butyl Ether (MTBE)	ND < 5.0	ND < 5.0	ND < 5.0	ND < 5.0	ND < 5.0	ND < 5.0
trans-1,2-Dichloroethene	ND < 1.0	ND < 1.0	ND < 1.0	ND < 1.0	ND < 1.0	ND < 1.0
1,1-Dichloroethane	ND < 1.0	ND < 1.0	ND < 1.0	ND < 1.0	ND < 1.0	ND < 1.0
2,2-Dichloropropane	ND < 1.0	ND < 1.0	ND < 1.0	ND < 1.0	ND < 1.0	ND < 1.0
cis-1,2-Dichloroethene	ND < 1.0	ND < 1.0	ND < 1.0	ND < 1.0	ND < 1.0	ND < 1.0
Bromochloromethane	ND < 1.0	ND < 1.0	ND < 1.0	ND < 1.0	ND < 1.0	ND < 1.0
Chloroform	ND < 1.0	ND < 1.0	ND < 1.0	ND < 1.0	ND < 1.0	ND < 1.0
1,1,1-Trichloroethane	ND < 1.0	ND < 1.0	ND < 1.0	ND < 1.0	ND < 1.0	ND < 1.0
Carbon Tetrachloride	ND < 1.0	ND < 1.0	ND < 1.0	ND < 1.0	ND < 1.0	ND < 1.0
1,1-Dichloropropene	ND < 1.0	ND < 1.0	ND < 1.0	ND < 1.0	ND < 1.0	ND < 1.0
Benzene	ND < 1.0	ND < 1.0	ND < 1.0	ND < 1.0	ND < 1.0	ND < 1.0
1,2-Dichloroethane	ND < 1.0	ND < 1.0	ND < 1.0	ND < 1.0	ND < 1.0	ND < 1.0
Trichloroethene	ND < 1.0	ND < 1.0	ND < 1.0	ND < 1.0	ND < 1.0	ND < 1.0
1,2-Dichloropropane	ND < 1.0	ND < 1.0	ND < 1.0	ND < 1.0	ND < 1.0	ND < 1.0
Dibromomethane	ND < 1.0	ND < 1.0	ND < 1.0	ND < 1.0	ND < 1.0	ND < 1.0
Bromodichloromethane	ND < 1.0	ND < 1.0	ND < 1.0	ND < 1.0	ND < 1.0	ND < 1.0
cis-1,3-Dichloropropene	ND < 1.0	ND < 1.0	ND < 1.0	ND < 1.0	ND < 1.0	ND < 1.0
Toluene	3.3	ND < 1.0	ND < 1.0	ND < 1.0	ND < 1.0	ND < 1.0
trans-1,3-Dichloropropene	ND < 1.0	ND < 1.0	ND < 1.0	ND < 1.0	ND < 1.0	ND < 1.0
1,1,2-Trichloroethane	ND < 1.0	ND < 1.0	ND < 1.0	ND < 1.0	ND < 1.0	ND < 1.0
Tetrachloroethene	ND < 1.0	ND < 1.0	ND < 1.0	ND < 1.0	ND < 1.0	ND < 1.0
1,3-Dichloropropane	ND < 1.0	ND < 1.0	ND < 1.0	ND < 1.0	ND < 1.0	ND < 1.0
Dibromochloromethane	ND < 0.50	ND < 0.50	ND < 0.50	ND < 0.50	ND < 0.50	ND < 0.50
1,2-Dibromoethane	ND < 1.0	ND < 1.0	ND < 1.0	ND < 1.0	ND < 1.0	ND < 1.0
Chlorobenzene	ND < 1.0	ND < 1.0	ND < 1.0	ND < 1.0	ND < 1.0	ND < 1.0
1,1,1,2-Tetrachloroethane	ND < 1.0	ND < 1.0	ND < 1.0	ND < 1.0	ND < 1.0	ND < 1.0
Ethylbenzene	73	ND < 1.0	ND < 1.0	ND < 1.0	ND < 1.0	ND < 1.0
m+p Xylenes	100	ND < 1.0	ND < 1.0	ND < 1.0	ND < 1.0	ND < 1.0
o-Xylene	16	ND < 1.0	ND < 1.0	ND < 1.0	ND < 1.0	ND < 1.0
Styrene	ND < 1.0	ND < 1.0	ND < 1.0	ND < 1.0	ND < 1.0	ND < 1.0
Bromoform	ND < 1.0	ND < 1.0	ND < 1.0	ND < 1.0	ND < 1.0	ND < 1.0
Isopropylbenzene	79	ND < 1.0	ND < 1.0	ND < 1.0	ND < 1.0	ND < 1.0
1,1,2,2-Tetrachloroethane	ND < 0.50	ND < 0.50	ND < 0.50	ND < 0.50	ND < 0.50	ND < 0.50
Bromobenzene	ND < 1.0	ND < 1.0	ND < 1.0	ND < 1.0	ND < 1.0	ND < 1.0
1,2,3-Trichloropropane	ND < 1.0	ND < 1.0	ND < 1.0	ND < 1.0	ND < 1.0	ND < 1.0
n-Propylbenzene	230	ND < 1.0	ND < 1.0	ND < 1.0	ND < 1.0	ND < 1.0
2-Chlorotoluene	ND < 1.0	ND < 1.0	ND < 1.0	ND < 1.0	ND < 1.0	ND < 1.0
4-Chlorotoluene	ND < 1.0	ND < 1.0	ND < 1.0	ND < 1.0	ND < 1.0	ND < 1.0
1,3,5-Trimethylbenzene	800	ND < 1.0	ND < 1.0	ND < 1.0	ND < 1.0	ND < 1.0
tert-Butylbenzene	ND < 1.0	ND < 1.0	ND < 1.0	ND < 1.0	ND < 1.0	ND < 1.0
1,2,4-Trimethylbenzene	910	ND < 1.0	ND < 1.0	ND < 1.0	ND < 1.0	ND < 1.0
sec-Butylbenzene	18	ND < 1.0	ND < 1.0	ND < 1.0	ND < 1.0	ND < 1.0

Notes:
[ ]Indicates Date Prep Test Completed; ND is Not Detected.

Project#: 8243.01 – 8 – October 16, 2001
Cet#: 01100483
Project: Simsbury

Volatile Organics [EPA 8260] Units: ug/l Analysis Date: 10/15/01

	MW-T5	Equip. Blank
Styrene	ND < 1.0	ND < 1.0
Bromoform	ND < 1.0	ND < 1.0
Isopropylbenzene	ND < 1.0	ND < 1.0
1,1,2,2-Tetrachloroethane	ND < 0.50	ND < 0.50
Bromobenzene	ND < 1.0	ND < 1.0
1,2,3-Trichloropropane	ND < 1.0	ND < 1.0
n-Propylbenzene	ND < 1.0	ND < 1.0
2-Chlorotoluene	ND < 1.0	ND < 1.0
4-Chlorotoluene	ND < 1.0	ND < 1.0
1,3,5-Trimethylbenzene	ND < 1.0	ND < 1.0
tert-Butylbenzene	ND < 1.0	ND < 1.0
1,2,4-Trimethylbenzene	ND < 1.0	ND < 1.0
sec-Butylbenzene	ND < 1.0	ND < 1.0
1,3-Dichlorobenzene	ND < 1.0	ND < 1.0
4-Isopropyltoluene	ND < 1.0	ND < 1.0
1,4-Dichlorobenzene	ND < 1.0	ND < 1.0
1,2-Dichlorobenzene	ND < 1.0	ND < 1.0
n-Butylbenzene	ND < 1.0	ND < 1.0
1,2-Dibromo-3-Chloropropane	ND < 1.0	ND < 1.0
1,2,4-Trichlorobenzene	ND < 1.0	ND < 1.0
Hexachlorobutadiene	ND < 1.0	ND < 1.0
Naphthalene	ND < 1.0	ND < 1.0
1,2,3-Trichlorobenzene	ND < 1.0	ND < 1.0

Sincerely,

David Ditta
Laboratory Director

Notes:
[ ]Indicates Date Prep Test Completed; ND is Not Detected.

COMPLETE ENVIRONMENTAL TESTING, INC.
(203) 377-9952
FAX (203) 377-9952

REPORT TO:	PROJECT #:	PROJECT LOCATION:	PURCHASE ORDER #:	SAMPLED BY:
Paul Connelly	8243.01	Simsbury	–	RC/TG

COMPANY NAME AND ADDRESS CCA, LLC
40 Old New Milford Road
Brookfield, CT 06804
203-775-6207

RELINQUISHED BY:	DATE	TIME	RECEIVED BY:	DATE	TIME
Connelly	10/11	11:10	[signature]	10/11	11:00

ANALYSIS REQUIRED

SAMPLE #	SAMPLE LOCATION	DATE	TIME	SAMPLE MATRIX	PRIORITY YES / NO	# OF CONTAINERS	8260 VOC	CT ETPH	PCB	Dissolved RCRA 8 Metals	8270 SVOC	Organo-Chlorine Pesticides	Dissolved Lead	Dissolved Arsenic
	UNK-1	10-9-01	16:45	AQ	N	7	X	X	X	X				
	CCA-7	10-8-01	10:10			7	X	X	X	X				
	CCA-2	10-9-01	9:40			4	X	X	X					
	CCA-5	10-8-01	11:45			4	X	X	X					
	CCA-6	10-8-01	9:30			4	X	X	X					
	CCA-4	10-9-01	10:55			2		X	X					
	MW-5	10-9-01	12:00			2		X	X					
	MW-110	10-9-01	11:25			2		X	X					
	MW-2A	10-9-01	13:10			5	X	X	X				X	

SPECIAL INSTRUCTIONS

COMMENTS

CHAIN OF CUSTODY

2 of 2

CET
COMPLETE ENVIRONMENTAL TESTING, INC.
80 Lupes Drive
Stratford, CT 06615
Tel (203) 377-9984
FAX (203) 377-9952

COMPANY NAME AND ADDRESS: CCA, LLC
40 Old New Milford Road
Brookfield, CT 06804
203-775-6207

REPORT TO:	PROJECT #:	PROJECT LOCATION:	PURCHASE ORDER #:	SAMPLED BY:
Paul Connelly	8243.01	Simsbury	-	RL/TG

RELINQUISHED BY:	DATE	TIME	RECEIVED BY:	DATE	TIME
Connelly	10/11	11:00		10/11	11:00
RELINQUISHED BY:	DATE	TIME	RECEIVED BY:	DATE	TIME
RELINQUISHED BY:	DATE	TIME	RECEIVED BY:	DATE	TIME

SAMPLE #	SAMPLE LOCATION	DATE	TIME	SAMPLE MATRIX	PRIORITY YES / NO	# OF CONTAINERS	ANALYSIS REQUIRED: 8260 VOC	CT ETPH	PCB	Dissolved RCRA 8 metals	8270 SVOC	organo-chlorine Pesticides	Dissolved Lead	Dissolved Arsenic
	MW-4R	10-9-01	13:40	AQ	N	4	X	X			X			
	Middle Parcel	10-9-01	10:10			4	X					X		X
	South Parcel	10-8-01	14:05			4	X					X		X
	AIR1	10-8-01	12:55			4	X	X			X			
	MW-T1	10-9-01	15:50			2	X							
	MW-T2	10-9-01	15:30			4	X	X	X					
	MW-T5	10-9-01	14:45			4	X	X	X					
	Equipment Blank	10-8-01	14:00			9	X	X	X	X	X	X		
						—								

SPECIAL INSTRUCTIONS

COMMENTS
NO Trip Blanks were provided by LAB III

The Connecticut Light and Power Company
d/b/a Eversource Energy
Docket No. 26-05-10
Date Issued September 29, 2026
RSR-032 Attachment 152
Page 126 of 126