Electronic Transmittal Form for DEEP Remediation, LUST, and PCB Secure File Transfer (SFT)

DEPARTMENT OF ENERGY AND ENVIRONMENTAL PROTECTION
REMEDIATION DIVISION, PCB PROGRAM, AND
LEAKING UNDERGROUND STORAGE TANK COORDINATION PROGRAM
www.ct.gov/deep

This Electronic Transmittal Form must be completed and included as the cover sheet of your electronic document when uploading a document to the Connecticut SFT website. Requirements for Transmittals through the SFT website:

- Documents submitted through the SFT website must include all applicable figures, tables and laboratory data.
- Files must be formatted as PDF/A and use the appropriate naming convention:
  - For Remediation Filings: **REM_REMID #_SiteAddress_Town_DocumentType_DateofDocument**
  - For LUST Filings: **LUST_SiteAddress_Town_AbbreviationForDocumentType_DateofDocument**
  - For PCB Filings: **PCB_SiteAddress_Town_AbbreviationForDocumentType_DateofDocument**
  Example: LUST_1MainStreet_Hartford_ESA_01-01-2001
  Note: For "AbbreviationForDocumentType" use appropriate abbreviation at Transmittal of Documents
- If no Rem ID assigned (new filing) or REM ID is unknown leave field blank

Part I: Primary Recipient*: Remediation Program (* required)

For Remediation documents:	For PCB/LUST documents:
Primary Program*: Property Transfer	UST Facility ID: (if applicable)
Rem ID*: 4943	Spill Case Number: (if known)

Part II: Site Information

Site Name*: Simsbury Area Work Center
Site Address*: 34 Hopmeadow Street
City/Town*: Simsbury State: CT Zip Code: 06089

Secondary Programs (complete as many as applicable for this document):

Program: Select Secondary Program	Project ID:
Program: Select Secondary Program	Project ID:
Program: Select Secondary Program	Project ID:
Program: Select Secondary Program	Project ID:

Provide Project ID for each secondary program if it is known.
Each program has a unique ID (i.e. Rem ID, Spill Case #, UST Facility ID, etc.)

Part III: Document Information (document type required for appropriate program[s] only)

Remediation*: Annual Report
LUST/PCB*: LUST/PCB Document Type
Date of Document*: 4/15/2024 Version: Final

Part IV: Submitter Information

Name*: Laura Willson
E-mail*: willson.laura@wseinc.com
Name of business this document is being submitted on behalf of and contact person email: *
The Connecticut Light and Power Company dba Eversource Energy

Weston & Sampson SM
712 Brook Street Suite 103 | Rocky Hill, CT 06067
Tel: 860.513.1473

April 15, 2024

Ms. Claire Quinn
Remediation Division
Bureau of Water Protection and Land Reuse
Department of Energy and Environmental Protection
79 Elm Street
Hartford, CT 06106-5127

Re: Former Simsbury Area Work Center
34 Hopmeadow Street
Simsbury, Connecticut
2023 Annual Summary Report

Dear Ms. Quinn:

On behalf of Eversource Energy Service Company (Eversource), Weston & Sampson Engineers, Inc. (Weston & Sampson) submits the 2023 Annual Summary Report for the former Simsbury Area Work Center (AWC) located at 34 Hopmeadow Street in Simsbury, Connecticut (the Site). This Report provides a summary of Site activities performed in 2023 and proposed activities for 2024.

SUMMARY OF SITE ACTIVITIES IN 2023

Site-Wide Gauging and Monitoring

Groundwater monitoring and gauging are conducted at the Site (Figure 1) as part of ongoing Licensed Environmental Professional (LEP) verification services. Figure 2 illustrates the locations of Site groundwater monitoring wells and designated Areas of Potential Environmental Concern (AOPEC). Gauging measurements including depth to water and depth to product (if present) were performed in March and September 2023. Quarterly monitoring of groundwater quality occurred in March (Q1), June (Q2), September (Q3), and December (Q4). All groundwater samples were submitted and analyzed by Pace Analytical Laboratories, Inc. (Pace) of East Longmeadow, Massachusetts. Blind duplicate samples were collected each quarter for Quality Assurance/Quality Control (QA/QC) purposes.

Using an oil-water interface probe, no measurable light nonaqueous phase liquid (LNAPL) was detected in any of the monitoring wells during the March and September 2023 gauging events. Water levels in March ranged between 6.53 feet below top of casing (ft. btoc) to 13.90 ft. btoc; and in September from 6.58 ft. btoc to 14.61 ft btoc (Table 1).

The analytical results were compared to Connecticut Department of Energy and Environmental Protection (CTDEEP) Remediation Standard Regulations (RSR) Groundwater Protection Criteria (GWPC), Surface Water Protection Criteria (SWPC), and Residential and Industrial/Commercial Volatilization Criteria (RES VOL, I/C VOL). Refer to Tables 2A through 2J for a full summary of analytical results by AOPEC. Below is a summary table of analytical results for wells that had detections of constituents of concern (COC) in 2023 that exceed CT DEEP RSR criteria.

Sampling Quarter	COC	Results
Q1	ETPH	• Exceeded GWPC and SWPC in wells MW-310, MW-T3, MW-TRW-1, MW-101, and MW-102
Q2	ETPH	• Exceeded GWPC and SWPC in wells MW-101 and MW-102
Q3	ETPH	• Exceeded GWPC and SWPC in well MW-102
Q4	ETPH	• Exceeded GWPC and SWPC in wells MW-4R and MW-101

Samples could not be collected from well MW-4R (Q1, Q2, and Q3) due to dry conditions. These conditions also prevented the planned fingerprint analysis of the groundwater sample at well MW-4R in Q1. The sample collected from well MW-6 was also submitted for fingerprint analysis, however, the analysis was not performed based on the lack of detection of ETPH in the sample.

One well (MW-T3) was further analyzed for Extractable Petroleum Hydrocarbons (EPH) and Volatile Petroleum Hydrocarbons (VPH) in Q1 after the detected ETPH concentration at this well was found to exceed RSR criteria and depth-to-water at this location was less than 10 ft. below the ground surface. Analytical results were favorable and revealed no detections for either EPH or VPH above the laboratory reporting limit. This demonstrates that there are no volatile components associated with the ETPH detections and alleviates any soil vapor concerns and potential groundwater volatilization issues.

Gauging measurements and groundwater sample collection field logs for the 2023 monitoring events are included in Attachment A and laboratory reports are included in Attachment B.

Groundwater Flow Analysis

Depth to water measurements were collected from monitoring wells across the Site in March and September 2023 to determine groundwater flow directions. Table 1 summarizes groundwater depth to water and calculated groundwater table elevations. Figures 3 and 4 illustrate groundwater contour lines and inferred flow direction based upon the information collected during both gauging events. Groundwater flows in a southerly direction across the Site, which is consistent with prior years.

AOPEC-4 Post-Remediation Groundwater Monitoring

Post-remediation quarterly groundwater compliance monitoring was initiated at AOPEC-4 in December 2021. Four monitoring wells, designated MW-400 through MW-403, have been sampled and tested quarterly for PCBs and ETPH. Four quarters of compliance monitoring with favorable GWPC and SWPC results are required to close out this AOPEC. The 2022 annual report summarized the monitoring data for five monitoring quarters completed in December 2021, and March, June, September, and December 2022. The PCB results were favorable allowing for the removal of this analysis from the monitoring program, but the ETPH results were not favorable and four additional monitoring events for ETPH analysis were completed in March, June, September, and December 2023. Table 3 provides a summary of post-remediation groundwater analytical results for AOPEC-4. The laboratory analytical data are included in Attachment B.

The ETPH analytical results for the additional four monitoring events completed in 2023 revealed no detections of ETPH in all four wells for all four monitoring events. Accordingly, groundwater compliance has been achieved for PCBs and ETPH, and the post-remediation groundwater monitoring program at AOPEC-4 was discontinued at these four wells in 2024.

ANTICIPATED SITE ACTIVITIES IN 2024

The following activities are planned for the Site in 2024:

- Perform groundwater elevation monitoring and LNAPL gauging in March and June 2024.

- Continue groundwater monitoring for specific analytical parameters at select AOPECs in March and June 2024. Sampling will be reduced to an annual event. The table presented below summarizes the wells to be sampled and analyses to be performed:

2024 Groundwater Sampling Plan				
Well ID	March	June	September	December
MW-CCA3		E		
MW-CCA5	E			
MW-TRW1	E			
MW-4R	E, V, P			
MW-2A	E			
MW-11A	E			
MW-6	E, EFP			
MW-10	E			
MW-T3	E			
MW-T6	E			
MW-202	E			
MW-203	E			
MW-310	E			
MW-101	E			
MW-102	E, V			
V-Volatile Organic Compounds (VOCs), E-Extractable Total Petroleum Hydrocarbons (ETPH), P-Polycyclic Aromatic Hydrocarbons (PAHs), EFP-ETPH Fingerprint.				

- Update the Conceptual Site Model (CSM) for the Site.
- Prepare a Final Site Investigation (FSI) report and Completion of Investigation (COI) form for AOPEC-4 and submit to CTDEEP.

If you have any questions or require additional information, please contact either Drew Blicharz (860.665.5751; drew.blicharz@eversource.com) or myself (860.616.6618; willsonj@wseinc.com).

Sincerely,

WESTON & SAMPSON ENGINEERS, INC.

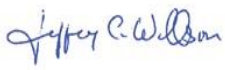

Jeffrey C. Willson, LEP
Team Leader

cc: Drew Blicharz (Eversource)
Attachments

FIGURES

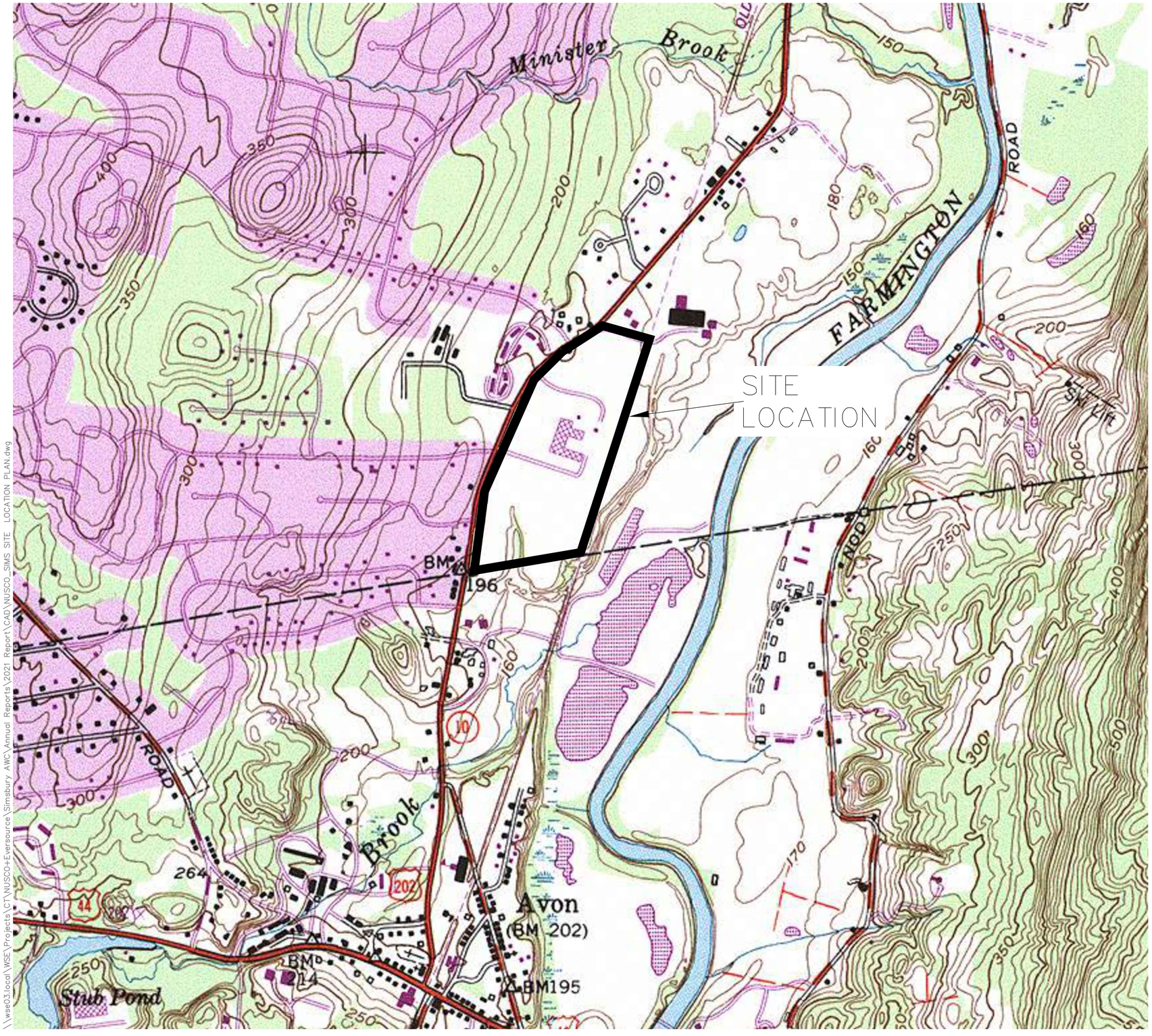

\\wse03.local\WSE\Projects\CT\NUSCO+Eversource\Simsbury AWC\Annual Reports\2021 Report\CAD\NUSCO_SIMS SITE LOCATION PLAN.dwg

FIGURE 1
EVERSOURCE
FORMER SIMSBURY AREA WORK CENTER
SIMSBURY, CONNECTICUT
SITE LOCATION PLAN

APRIL 2024	SCALE: NTS

Weston & Sampson℠

WESTON AND SAMPSON ENGINEERS, INC.

\\wse03.local\WSE\Projects\CT\NUSCO+Eversource\Simsbury AWC\Annual Reports\2021 Report\CAD\Simsbury AWC GW.dwg

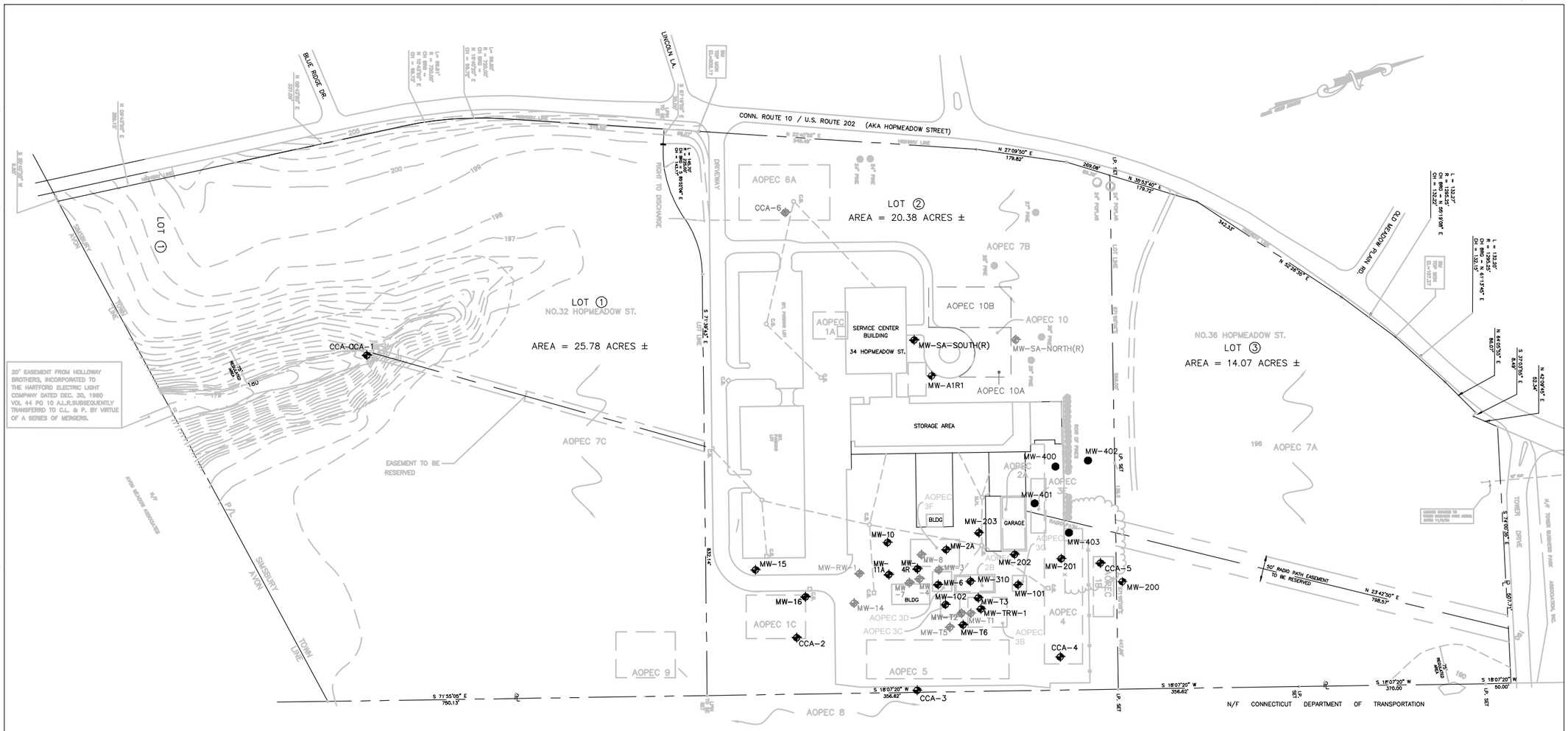

NOTE:

SITE PLAN DERIVED FROM CCA ASSOCIATES, LLC DRAWING TITLED "DRAWING NO. 1 PHASE II ESA SUBSURFACE INVESTIGATION SITE MAP", DATED NOVEMBER 2001. THE LOCATIONS AND DIMENSIONS OF ALL FEATURES ARE APPROXIMATE. THIS PLAN DEPICTS HISTORICAL CONDITIONS DATING BACK TO 2001 AND DOES NOT SHOW PRESENT-DAY PARCEL IMPROVEMENTS TO THE NORTH AND SOUTH

0 200' 400'

FIGURE 2
EVERSOURCE
FORMER SIMSBURY AREA WORK CENTER
SIMSBURY, CT
SITE PLAN
APRIL 2024

Weston & Sampson℠

WESTON AND SAMPSON ENGINEERS, INC.

\\wse03.local\WSE\Projects\CT\NUSCO+Eversource\Simsbury AWC\Annual Reports\2021 Report\CAD\Simsbury AWC GW.dwg



FIGURE 3
EVERSOURCE
FORMER SIMSBURY AREA WORK CENTER
SIMSBURY, CT
GROUNDWATER FLOW DIRECTION
MARCH 21, 2023

APRIL 2024

Weston & Sampson℠

WESTON AND SAMPSON ENGINEERS, INC.

\\wse03.local\WSE\Projects\CT\NUSCO+Eversource\Simsbury AWC\Annual Reports\2021 Report\CAD\Simsbury AWC GW.dwg

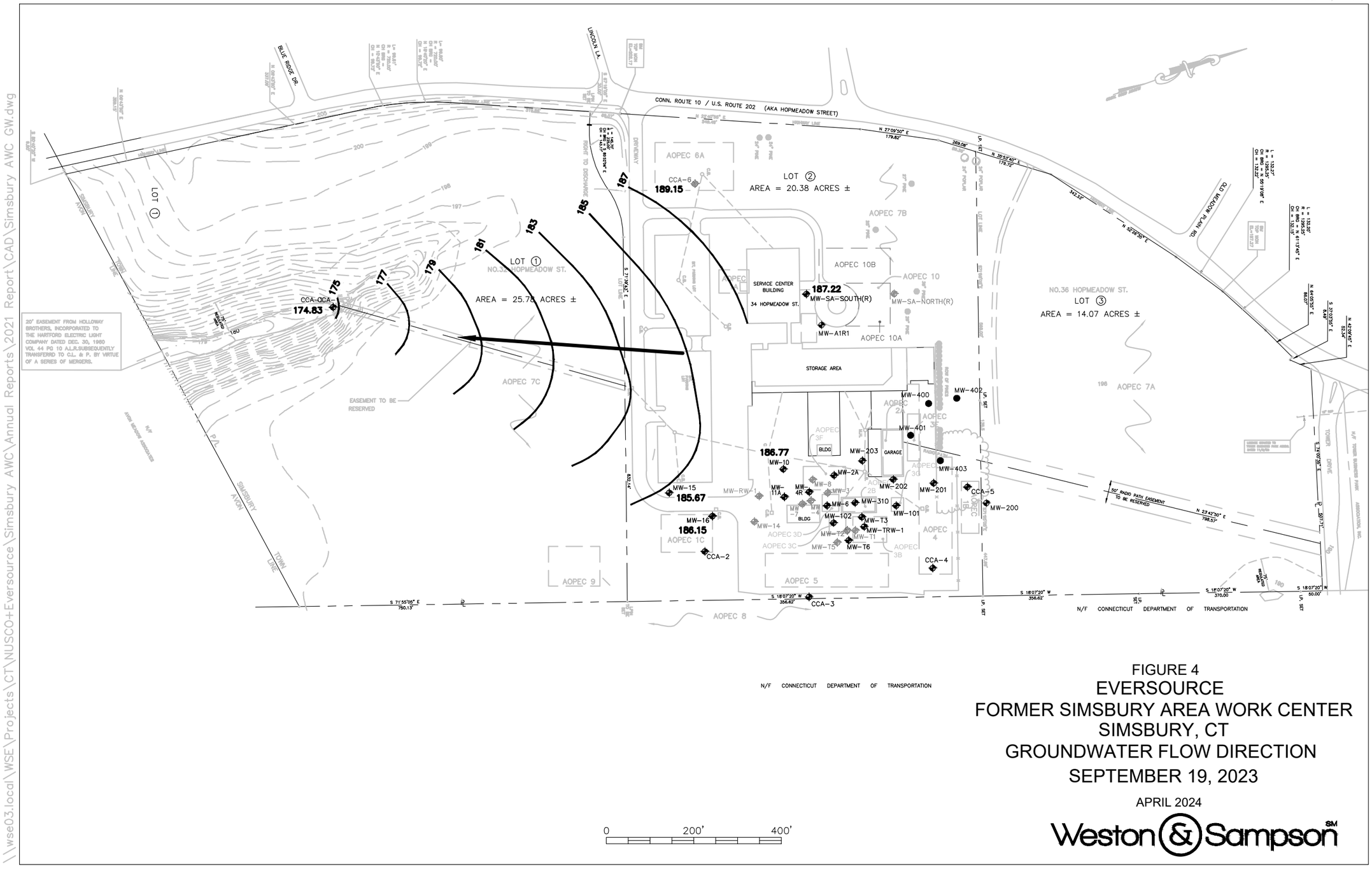

FIGURE 4
EVERSOURCE
FORMER SIMSBURY AREA WORK CENTER
SIMSBURY, CT
GROUNDWATER FLOW DIRECTION
SEPTEMBER 19, 2023

APRIL 2024

Weston & Sampson SM

TABLES

TABLE 1
GROUNDWATER ELEVATIONS - 2023
FORMER SIMSBURY AREA WORK CENTER
SIMSBURY, CONNECTICUT

Well ID	Monitoring Well Top of Casing Elevation (ft)	Depth to Water (ft) 3/21/2023	Water Surface Elevation (ft) 3/21/2023	Depth to Water (ft) 9/19/2023	Water Surface Elevation (ft) 9/19/2023
MW-2A	197.68	10.80	186.88	11.07	186.61
MW-4R	196.29	DRY	--	DRY	--
MW - 6	196.22	9.17	187.05	9.59	186.63
MW-8	197.24	10.30	186.94	DRY	--
MW-10	196.99	9.82	187.17	10.22	186.77
MW-11A	195.48	8.63	186.85	9.04	186.44
MW-15	196.80	10.75	186.05	11.13	185.67
MW-16	196.25	9.65	186.60	10.10	186.15
RW-1	195.88	8.12	187.76	8.50	187.38
MW-T1	195.52	7.18	188.34	7.30	188.22
MW-T2	195.53	7.25	188.28	7.35	188.18
MW-T3	196.42	8.64	187.78	9.82	186.60
MW-T5	194.69	6.67	188.02	6.58	188.11
MW-T6	194.98	6.63	188.35	6.81	188.17
TRW-1	196.70	7.40	189.30	7.70	189.00
CCA-1	183.48	6.53	176.95	8.65	174.83
CCA-2	196.58	9.15	187.43	9.52	187.06
CCA-3	195.32	13.90	181.42	14.61	180.71
CCA-4	194.89	6.59	188.30	7.34	187.55
CCA-5	198.21	10.55	187.66	11.05	187.16
CCA-6	196.37	6.73	189.64	7.22	189.15
A1R - 1	199.16	Destroyed	--	Destroyed	--
MW - SA North (R)	198.02	10.24	187.78	10.76	187.26
MW - SA South (R)	199.32	11.62	187.70	12.10	187.22
MW-310	197.30	13.40	183.90	14.10	183.20
MW-200	197.96	10.25	187.71	10.82	187.14
MW-201	195.40	NM	--	8.61	186.79
MW-202	196.14	8.84	187.30	9.20	186.94
MW-203	196.45	9.35	187.10	Damaged	--
MW-101	195.35	7.80	187.55	8.13	187.22
MW-102	195.54	13.83	181.71	13.90	181.64
MW-400	--	10.82	--	11.32	--
MW-401	--	10.67	--	11.13	--
MW-402	--	12.55	--	13.00	--
MW-403	--	11.80	--	12.28	--

* Well surface elevation based on updated December 2020 survey data (except RW-1 and CCA-1)

TABLE 2A
SUMMARY OF GROUNDWATER ANALYTICAL DATA - AOPEC #1B
FORMER SIMSBURY AREA WORK CENTER
SIMSBURY, CT

AOPEC #1B														
SAMPLE ID	REMEDIATION STANDARD REGULATIONS[1]				MW-200	MW-200	MW-200	MW-200	MW-200	MW-201	MW-201	MW-201	MW-201	MW-201
DATE SAMPLED					3/30/18	6/7/18	9/21/18	12/20/18	3/27/19	3/28/18	6/6/18	9/20/18	12/19/18	6/26/19
WORK ORDER NO.	GWPC	SWPC	RES VOL.	I/C VOL.	18C1266	18F0389	18I1034	18L1024	19C1496	18C1119	18F0263	18I0925	18L0967	19F1471
PARAMETER[2] (Units)														
Polychlorinated Biphenyls by EPA Method 8082 (ug/L)														
Total PCBs	0.5	0.5	NE	NE	BRL	BRL	BRL	BRL	NT	BRL	BRL	BRL	BRL	NT
Volatile Organic Compounds by EPA Method 8260 (ug/L)	CS	CS	CS	CS	BRL	BRL	BRL	BRL	NT	BRL	BRL	BRL	BRL	NT
Extractable Total Petroleum Hydrocarbons by CT-ETPH method (mg/L)	0.25	0.25	NE	NE	BRL<0.073	BRL<0.072	**0.093**	**0.11**	BRL <0.15	**0.21**	**0.13**	**0.084**	**0.13**	BRL <0.14

AOPEC #1B														
SAMPLE ID	REMEDIATION STANDARD REGULATIONS[1]				MW-CCA-5	MW-CCA-5	MW-CCA-5	MW-CCA-5	MW-CCA-5	MW-CCA-5	MW-CCA-5	MW-CCA-5	MW-CCA-5
DATE SAMPLED					3/30/18	6/7/18	9/21/18	12/20/18	3/27/19	3/19/20	3/29/21	3/23/22	3/21/23
WORK ORDER NO.	GWPC	SWPC	RES VOL.	I/C VOL.	18C1266	18F0389	18I1034	18L1024	19C1496	20C0945	21C1462	22C1609	23C2517
PARAMETER[2] (Units)													
Polychlorinated Biphenyls by EPA Method 8082 (ug/L)													
Total PCBs	0.5	0.5	NE	NE	BRL	BRL	BRL	BRL	NT	NT	NT	NT	NT
Volatile Organic Compounds by EPA Method 8260 (ug/L)	CS	CS	CS	CS	BRL	BRL	BRL	BRL	NT	NT	NT	NT	NT
Extractable Total Petroleum Hydrocarbons by CT-ETPH method (mg/L)	0.25	0.25	NE	NE	**0.091**	**0.093**	**0.094**	**0.13**	BRL <0.15	BRL <0.15	BRL <0.14	BRL <0.15	BRL <0.20

NOTES:
1. Analytical results compared to Connecticut Remediation Standard Regulations (January 1996; revised February 16, 2021).
2. Only compounds that were detected are provided in this table. For a complete list of analytes refer to laboratory report.

mg/L = milligrams per liter
ug/L = micrograms per liter
BRL = below reporting limit
CS = compound specific
BOLD = compound detected at that concentration.
NT = not tested
BRL <# = Below Reporting Limit (Reporting Limit Provided)

GWPC = Groundwater Protection Criteria
SWPC = Surface Water Protection Criteria
RES VOL. = Residential Volatilization Critera
I/C VOL. = Industrial / Commercial Volatilization Critera
NE = not established by CT DEEP
-- = not applicable

= Exceeds GWPC
= Exceeds SWPC
= Exceeds GWPC and SWPC

Prepared by: LMW
Reviewed by: JCW

TABLE 2B
SUMMARY OF GROUNDWATER ANALYTICAL DATA - AOPEC #2A
FORMER SIMSBURY AREA WORK CENTER
SIMSBURY, CT

AOPEC #2A													
SAMPLE ID	REMEDIATION STANDARD REGULATIONS[1]				MW-CCA-5	MW-CCA-5	MW-CCA-5	MW-CCA-5	MW-CCA-5	MW-CCA-5	MW-CCA-5	MW-CCA-5	MW-CCA-5
DATE SAMPLED					3/30/18	6/7/18	9/21/18	12/20/18	3/27/19	3/19/20	3/29/21	3/23/22	3/21/23
WORK ORDER NO.	GWPC	SWPC	RES VOL.	I/C VOL.	18C1288	18F0389	18I1034	18L1024	19C1496	20C0945	211462	22C1609	23C2517
PARAMETER[2] (Units)													
Polychlorinated Biphenyls by EPA Method 8082 (ug/L)													
Total PCBs	0.5	0.5	NE	NE	BRL	BRL	BRL	BRL	NT	NT	NT	NA	NA
Extractable Total Petroleum Hydrocarbons by CT-ETPH method (mg/L)	0.25	0.25	NE	NE	**0.091**	**0.093**	**0.094**	**0.13**	BRL <0.15	BRL <0.15	BRL <0.15	BRL <0.15	BRL <0.20

AOPEC #2A														
SAMPLE ID	REMEDIATION STANDARD REGULATIONS[1]				MW-202	MW-202	MW-202	MW-202	MW-202	MW-202	MW-202	MW-202	MW-202	DUP-1 / Duplicate of MW-202
DATE SAMPLED					3/28/18	6/6/18	9/21/18	12/19/18	3/26/19	3/18/20	3/29/21	3/23/22	3/21/23	3/21/23
WORK ORDER NO.	GWPC	SWPC	RES VOL.	I/C VOL.	18C1119	18F0263	18I1034	18L0967	19C1457	20C0945	21C1462	22C1609	23C2517	23C2517
PARAMETER[2] (Units)														
Polychlorinated Biphenyls by EPA Method 8082 (ug/L)														
Total PCBs	0.5	0.5	NE	NE	NA	BRL	NT	NT	NT	NT	NT	NT	NT	NT
Extractable Total Petroleum Hydrocarbons by CT-ETPH method (mg/L)	0.25	0.25	NE	NE	**0.30**	**0.25**	**0.14**	**0.16**	BRL <0.15	BRL <0.14	**0.21**	**0.32****	BRL <0.20	BRL <0.20

AOPEC # 2A																			
SAMPLE ID	REMEDIATION STANDARD REGULATIONS[1]				MW-203	MW-203	MW-203	MW-203	MW-203	MW-203	DUP-1 / Duplicate of MW-203	MW-203	DUP-2 / Duplicate of MW-203	MW-203	MW-203	MW-203	MW-203	MW-203
DATE SAMPLED					3/28/18	6/6/18	9/21/18	12/19/18	3/26/19	6/26/19	6/26/19	9/19/19	9/19/19	12/16/19	3/18/20	3/29/21	3/23/22	3/21/23
WORK ORDER NO.	GWPC	SWPC	RES VOL.	I/C VOL.	18C1119	18F0263	18I1034	18L0967	19C1457	19F1471	19F1471	19I1044	19I1044	19L0801	20C0945	21C1462	22C1512	23C2517
PARAMETER[2] (Units)																		
Polychlorinated Biphenyls by EPA Method 8082 (ug/L)																		
Total PCBs	0.5	0.5	NE	NE	BRL	NT	NT	NT	BRL	BRL	BRL	BRL	BRL	BRL	NT	NT	NT	NT
Extractable Total Petroleum Hydrocarbons by CT-ETPH method (mg/L)	0.25	0.25	NE	NE	**0.22**	**0.14**	**0.14**	**0.23**	**0.22**	NT	NT	NT	NT	NT	BRL <0.15	BRL <0.15	**0.31**	BRL <0.20

NOTES:
1. Analytical results compared to Connecticut Remediation Standard Regulations (January 1996; revised February 16, 2021).
2. Only compounds that were detected are provided in this table. For a complete list of analytes refer to laboratory report.
** sample was additionally analyzed for EPH/VPH and results were BRL
mg/L = milligrams per liter
ug/L = micrograms per liter
BRL = below reporting limit
CS = compound specific
BOLD = compound detected at that concentration.
NT = not tested
BRL < # = Below Reporting Limit (Reporting Limit Provided)

GWPC = Groundwater Protection Criteria
SWPC = Surface Water Protection Criteria
RES VOL. = Residential Volatilization Critera
I/C VOL. = Industrial / Commercial Volatilization Critera
NE = not established by CT DEEP
-- = not applicable

= Exceeds GWPC
= Exceeds SWPC
= Exceeds GWPC and SWPC

Prepared by: LMW
Reviewed by: JCW

TABLE 2C
SUMMARY OF GROUNDWATER ANALYTICAL DATA - AOPEC #2B
FORMER SIMSBURY AREA WORK CENTER
SIMSBURY, CT

AOPEC #2B																
SAMPLE ID	REMEDIATION STANDARD REGULATIONS[1]				MW-6	MW-6	DUP-1 / Duplicate of MW-6	MW-6	MW-6	MW-6	MW-6	MW-6	DUP-1 / Duplicate of MW-6	MW-6	DUP-1 / Duplicate of MW-6	MW-6
DATE SAMPLED					3/29/19	3/26/19	3/26/19	3/19/20	6/30/20	9/24/20	12/4/20	3/29/21	3/29/21	6/18/21	6/18/21	9/22/21
WORK ORDER NO.	GWPC	SWPC	RES VOL.	I/C VOL.	18C1185	19C1457	19C1457	20C0945	20F1483	20I1305	20L0303	21C1462	21C1462	21F1114	21F1114	21I1196
PARAMETER[2] (Units)																
Polychlorinated Biphenyls by EPA Method 8082 (ug/L)																
Total PCBs	0.5	0.5	NE	NE	BRL	NT	BRL	NT	NT	NT	NT	NT	NT	NT	NT	NT
Extractable Total Petroleum Hydrocarbons by CT-ETPH method (mg/L)	0.25	0.25	NE	NE	0.15	0.52	9.1	BRL <0.15	BRL <0.15	0.45	BRL <0.15	BRL <0.14	BRL <0.15	BRL <0.14	BRL <0.15	0.75

AOPEC #2B																	
SAMPLE ID	REMEDIATION STANDARD REGULATIONS[1]				DUP-1 / Duplicate of MW-6	MW-6	MW-6	MW-6	DUP-1 / Duplicate of MW-6	MW-6	DUP-2 / Duplicate of MW-6	MW-6	MW-6	MW-6	MW-6	MW-6	DUP-2 / Duplicate of MW-6
DATE SAMPLED					9/22/21	12/28/21	3/23/22	6/29/22	6/29/22	9/21/22	9/21/22	12/20/22	3/21/23	6/22/23	9/19/23	12/21/23	12/21/23
WORK ORDER NO.	GWPC	SWPC	RES VOL.	I/C VOL.	21I1196	21L1949	--	22F2039	22F2039	22I1232	22I1232	22L2755	23C2517	23F3199	23I2626	23L3359	23L3359
PARAMETER[2] (Units)																	
Polychlorinated Biphenyls by EPA Method 8082 (ug/L)							Not Sampled (Damaged)										
Total PCBs	0.5	0.5	NE	NE	NT	NT		NT	NT	NT	NT	NT	NT	NT	NT	NT	NT
Extractable Total Petroleum Hydrocarbons by CT-ETPH method (mg/L)	0.25	0.25	NE	NE	0.78	BRL <0.15		0.22	0.17	0.15	0.15	0.28	BRL <0.20	BRL <0.20	BRL <0.19	BRL <0.19	BRL <0.20

AOPEC #2B																
SAMPLE ID	REMEDIATION STANDARD REGULATIONS[1]				MW-310	MW-310	MW-310	MW-310	MW-310	MW-310	MW-T3	MW-T3	MW-T3	MW-T3	MW-T3	MW-T3
DATE SAMPLED					3/29/19	3/26/19	3/19/20	3/29/21	3/24/22	3/21/23	3/30/18	3/29/19	3/18/20	3/29/21	3/23/22	3/21/23
WORK ORDER NO.	GWPC	SWPC	RES VOL.	I/C VOL.	18C1119	19C1457	20C0945	21C1462	22C1609	23C2517	18C1266	19C1457	20C0945	21C1462	22C1512	23C2517
PARAMETER[2] (Units)																
Polychlorinated Biphenyls by EPA Method 8082 (ug/L)																
Total PCBs	0.5	0.5	NE	NE	NT	NT	NT	NT	NT	NT	NT	NT	NT	NT	NT	NT
Extractable Total Petroleum Hydrocarbons by CT-ETPH method (mg/L)	0.25	0.25	NE	NE	4.2	0.35	7.7	8.1	6.5	4.0	4.7	5.9	3.4	2.9	2.3	2.1**

NOTES:
1. Analytical results compared to Connecticut Remediation Standard Regulations (January 1996; revised February 16, 2021).
2. Only compounds that were detected are provided in this table. For a complete list of analytes refer to laboratory report.

** sample was additionally analyzed for EPH/VPH and results were BRL
mg/L = milligrams per liter
ug/L = micrograms per liter
BRL = below reporting limit
CS = compound specific
BOLD = compound detected at that concentration.
NT = not tested
BRL <# = Below Reporting Limit (Reporting Limit Provided)

GWPC = Groundwater Protection Criteria
SWPC = Surface Water Protection Criteria
RES VOL. = Residential Volatilization Critera
I/C VOL. = Industrial / Commercial Volatilization Critera
NE = not established by CT DEEP
-- = not applicable

= Exceeds GWPC
= Exceeds SWPC
= Exceeds GWPC and SWPC

Prepared by: LMW
Reviewed by: JCW

TABLE 2D

SUMMARY OF GROUNDWATER ANALYTICAL DATA - AOPEC #3B

FORMER SIMSBURY AREA WORK CENTER

SIMSBURY, CT

AOPEC #3B																	
SAMPLE ID	REMEDIATION STANDARD REGULATIONS[1]				MW-6	MW-6	DUP-1 / Duplicate of MW-6	MW-6	MW-6	MW-6	MW-6	DUP-1 / Duplicate of MW-6	MW-6	DUP-1 / Duplicate of MW-6	MW-6	DUP-1 / Duplicate of MW-6
DATE SAMPLED					3/19/18	3/26/19	3/26/19	3/16/20	6/30/20	9/24/20	12/4/20	12/4/20	3/29/21	3/29/21	6/18/21	6/18/21
WORK ORDER NO.	GWPC	SWPC	RES VOL.	I/C VOL.	18C1185	19C1457	19C1457	20C0945	20F143	20I1305	20L0303	20L0303	21C1462	21C1462	21F1114	21F1114
PARAMETER[2] (Units)																
Polychlorinated Biphenyls by EPA Method 8082 (ug/L)																
Total PCBs	0.5	0.5	NE	NE	BRL	NT	NT	NT	NT	NT	NT	NT	NT	NT	NT	NT
Volatile Organic Compounds by EPA Method 8260 (ug/L)	CS	CS	CS	CS	BRL	NT	NT	NT	NT	NT	NT	NT	NT	NT	NT	NT
Semivolatile Organic Compounds by EPA Method 8270 (ug/L)	CS	CS	CS	CS	BRL	NT	NT	NT	NT	NT	NT	NT	NT	NT	NT	NT
Extractable Total Petroleum Hydrocarbons by CT-ETPH method (mg/L)	0.25	0.25	NE	NE	0.15	0.52	9.1	BRL <0.15	BRL <0.15	0.45	BRL <0.15	BRL <0.15	BRL <0.14	BRL <0.15	BRL <0.14	BRL <0.15
Total RCRA 8 Metals by EPA Method 6010B (ug/L)																
Chromium[3]	50	110	NE	NE	5.9	NT	NT	NT	NT	NT	NT	NT	NT	NT	NT	NT

AOPEC #3B																		
SAMPLE ID	REMEDIATION STANDARD REGULATIONS[1]				MW-6	DUP-1 / Duplicate of MW-6	MW-6	MW-6	MW-6	DUP-1 / Duplicate of MW-6	MW-6	DUP-2 / Duplicate of MW-6	MW-6	MW-6	MW-6	MW-6	MW-6	DUP-2 / Duplicate of MW-6
DATE SAMPLED					9/22/21	9/22/21	12/28/21	3/23/22	6/29/22	6/29/22	9/21/22	9/21/22	12/20/22	3/21/23	6/22/23	9/19/23	12/21/23	12/21/23
WORK ORDER NO.	GWPC	SWPC	RES VOL.	I/C VOL.	21I1196	21I1196	21L1949	–	22F2039	22F2039	2211232	2211232	22L2755	23C2517	23F3199	23I2626	23L3359	23L3359
PARAMETER[2] (Units)																		
Polychlorinated Biphenyls by EPA Method 8082 (ug/L)																		
Total PCBs	0.5	0.5	NE	NE	NT	NT	NT	Not Sampled (Damaged)	NT	NT	NT	NT	NT	NT	NT	NT	NT	NT
Volatile Organic Compounds by EPA Method 8260 (ug/L)	CS	CS	CS	CS	NT	NT	NT		NT	NT	NT	NT	NT	NT	NT	NT	NT	NT
Semivolatile Organic Compounds by EPA Method 8270 (ug/L)	CS	CS	CS	CS	NT	NT	NT		NT	NT	NT	NT	NT	NT	NT	NT	NT	NT
Extractable Total Petroleum Hydrocarbons by CT-ETPH method (mg/L)	0.25	0.25	NE	NE	0.75	0.78	BRL <0.15		0.22	0.17	0.15	0.15	0.26	BRL <0.20	BRL <0.20	BRL <0.19	BRL <0.19	BRL <0.20
Total RCRA 8 Metals by EPA Method 6010B (ug/L)																		
Chromium[3]	50	110	NE	NE	NT	NT	NT		NT	NT	NT	NT	NT	NT	NT	NT	NT	NT

AOPEC #3B																	
SAMPLE ID	REMEDIATION STANDARD REGULATIONS[1]				MW-T3	MW-T3	MW-T3	MW-T3	MW-T3	MW-T3	MW-T6	MW-T6	MW-T6	MW-T6	MW-T6	MW-T6
DATE SAMPLED					3/30/18	3/26/19	3/19/20	3/29/21	3/22/22	3/21/23	3/30/18	3/26/19	3/18/20	3/29/21	3/22/22	3/21/23
WORK ORDER NO.	GWPC	SWPC	RES VOL.	I/C VOL.	18C1266	19C1457	20C0945	21C1462	22C1512	23C2517	18C1266	19C1457	20C0945	21C1462	22C1512	23C2517
PARAMETER[2] (Units)																
Polychlorinated Biphenyls by EPA Method 8082 (ug/L)																
Total PCBs	0.5	0.5	NE	NE	NT	NT	NT	BRL	NT	NT	NT	NT	NT	NT	NT	NT
Volatile Organic Compounds by EPA Method 8260 (ug/L)	CS	CS	CS	CS	NT	NT	NT	BRL	NT	NT	NT	NT	NT	NT	NT	NT
Semivolatile Organic Compounds by EPA Method 8270 (ug/L)	CS	CS	CS	CS	NT	NT	NT	NT	NT	NT	NT	NT	NT	NT	NT	NT
Extractable Total Petroleum Hydrocarbons by CT-ETPH method (mg/L)	0.25	0.25	NE	NE	4.7	3.9	3.4	2.9	2.3	2.1**	0.13	0.17	BRL <0.14	BRL <0.14	0.26**	BRL <0.20
Total RCRA 8 Metals by EPA Method 6010B (ug/L)																
Chromium[3]	50	110	NE	NE	NT	NT	NT	BRL<5.0	NT	NT	NT	NT	NT	NT	NT	NT

AOPEC #3B															
SAMPLE ID	REMEDIATION STANDARD REGULATIONS[1]				MW-TRW1	MW-TRW1	MW-TRW1	MW-TRW1	MW-TRW1	MW-TRW1	MW-CCA-4	MW-CCA-4	MW-CCA-4	MW-CCA-4	MW-CCA-4
DATE SAMPLED					3/30/18	3/27/19	3/18/20	3/29/21	3/22/22	3/21/23	3/28/18	6/6/18	9/20/18	12/20/18	3/19/20
WORK ORDER NO.	GWPC	SWPC	RES VOL.	I/C VOL.	19C1496	20C0945	21C1462	22C1512	18C1119	23C2517	18F0283	18I0925	18I1024	20C0945	20C0945
PARAMETER[2] (Units)															
Polychlorinated Biphenyls by EPA Method 8082 (ug/L)															
Total PCBs	0.5	0.5	NE	NE	NT	NT	NT	NT	NT	NT	BRL	NT	NT	NT	NT
Volatile Organic Compounds by EPA Method 8260 (ug/L)	CS	CS	CS	CS	NT	NT	NT	NT	NT	NT	NT	NT	NT	NT	NT
Semivolatile Organic Compounds by EPA Method 8270 (ug/L)	CS	CS	CS	CS	NT	NT	NT	NT	NT	NT	BRL	BRL	BRL	BRL	BRL
Extractable Total Petroleum Hydrocarbons by CT-ETPH method (mg/L)	0.25	0.25	NE	NE	1.2	0.67	0.64	1.1	1.3**	0.49	BRL <0.075	0.081	0.11	BRL <0.15	BRL <0.16
Total RCRA 8 Metals by EPA Method 6010B (ug/L)															
Chromium[3]	50	110	NE	NE	NT	NT	NT	NT	NT	NT	BRL<5.0	BRL<5.0	BRL<5.0	NT	NT

NOTES:

1. Analytical results compared to Connecticut Remediation Standard Regulations (January 1996; revised February 16, 2021).
2. Only compounds that were detected are provided in this table. For a complete list of analytes refer to laboratory report.
3. SWPC for chromium is based on the (more restrictive) hexavalent species (Cr^{+6})

** sample was additionally analyzed for EPH/VPH and results were BRL
mg/L = milligrams per liter
ug/L = micrograms per liter
BRL = below reporting limit
CS = compound specific
BOLD = compound detected at that concentration.
NT = not tested
BRL < # = Below Reporting Limit (Reporting Limit Provided)

GWPC = Groundwater Protection Criteria
SWPC = Surface Water Protection Criteria
RES VOL. = Residential Volatilization Critera
I/C VOL. = Industrial / Commercial Volatilization Critera
NE = not established by CT DEEP
-- = not applicable

= Exceeds GWPC
= Exceeds SWPC
= Exceeds GWPC and SWPC

Prepared by: LMW
Reviewed by: JCW

TABLE 2E

SUMMARY OF GROUNDWATER ANALYTICAL DATA - AOPEC #3C

FORMER SIMSBURY AREA WORK CENTER

SIMSBURY, CT

AOPEC #3C													
SAMPLE ID	REMEDIATION STANDARD REGULATIONS[1]				MW-102	MW-102	MW-102	MW-102	MW-102	MW-102	MW-102	MW-102	MW-102
DATE SAMPLED					12/16/19	3/18/20	6/30/20	9/24/20	12/4/20	3/29/21	6/18/21	9/22/21	12/28/21
WORK ORDER NO.	GWPC	SWPC	RES VOL.	I/C VOL.	19L0801	20C0945	--	20I1305	-	21C1462	21F1114	21I1196	21L1949
PARAMETER[2] (Units)													
Polychlorinated Biphenyls by EPA Method 8082 (ug/L)													
Total PCBs	0.5	0.5	NE	NE	BRL	NT		NT		NT	NT	NT	NT
Volatile Organic Compounds by EPA Method 8260 (ug/L)													
Chloroform	6	14,100	26	62	**0.72**	BRL <1.0		BRL <0.50		NT	BRL <0.50	NT	BRL <0.50
Semivolatile Organic Compounds by EPA Method 8270 (ug/L)	CS	CS	CS	CS	NT	NT		NT		NT	NT	NT	NT
Extractable Total Petroleum Hydrocarbons by CT-ETPH method (mg/L)	0.25	0.25	NE	NE	**0.32**	**0.25**		**0.45**		**2.9**	**0.45**	**0.48**	**0.35**
Total RCRA 8 Metals by EPA Method 6010B (ug/L)													
Barium	1,000	2,200*	NE	NE	**100**	NT		NT		NT	NT	NT	NT
Chromium[3]	50	110	NE	NE	**2.9**	NT		NT		NT	NT	NT	NT

Well Dry

Well Dry

AOPEC #3C													
SAMPLE ID	REMEDIATION STANDARD REGULATIONS[1]				MW-102	MW-102	MW-102	MW-102	MW-102	MW-102	MW-102	MW-102	
DATE SAMPLED					3/22/22	6/29/22	9/21/22	12/20/22	3/21/23	6/22/23	9/19/23	12/21/23	
WORK ORDER NO.	GWPC	SWPC	RES VOL.	I/C VOL.	22C1512	22F2039	--	--	23C2517	23F3199	23I2626	23L3359	
PARAMETER[2] (Units)													
Polychlorinated Biphenyls by EPA Method 8082 (ug/L)													
Total PCBs	0.5	0.5	NE	NE	NT	NT			NT	NT	NT	NT	
Volatile Organic Compounds by EPA Method 8260 (ug/L)													
Chloroform	6	14,100	26	62	BRL <0.50	BRL <0.50			BRL <0.50	BRL <0.50	NT	BRL <0.50	
Semivolatile Organic Compounds by EPA Method 8270 (ug/L)	CS	CS	CS	CS	NT	NT			NT	NT	NT	NT	
Extractable Total Petroleum Hydrocarbons by CT-ETPH method (mg/L)	0.25	0.25	NE	NE	**0.51**	**0.50**			**0.27**	**0.43**	**0.36**	BRL <0.20	
Total RCRA 8 Metals by EPA Method 6010B (ug/L)													
Barium	1,000	2,200*	NE	NE	NT	NT			NT	NT	NT	NT	
Chromium[3]	50	110	NE	NE	NT	NT			NT	NT	NT	NT	

Well Dry

Well Dry

NOTES:

1. Analytical results compared to Connecticut Remediation Standard Regulations (January 1996; revised February 16, 2021).
2. Only compounds that were detected are provided in this table. For a complete list of analytes refer to laboratory report.
3. SWPC for chromium is based on the more restrictive hexavalent species (Cr^{+6})

*These criteria are available through the submission and approval of a Request for Approval of Criteria for Additional Polluting Substances and Certain Alternative Criteria Form.

mg/L = milligrams per liter
ug/L = micrograms per liter
BRL = below reporting limit
CS = compound specific
BOLD = compound detected at that concentration.
BRL <# = Below Reporting Limit (Reporting Limit Provided)

GWPC = Groundwater Protection Criteria
SWPC = Surface Water Protection Criteria
RES VOL. = Residential Volatilization Critera
I/C VOL. = Industrial / Commercial Volatilization Critera
NE = not established by CT DEEP
-- = not applicable

= Exceeds GWPC
= Exceeds SWPC
= Exceeds GWPC and SWPC

Prepared by: LMW
Reviewed by: JCW

TABLE 2F

SUMMARY OF GROUNDWATER ANALYTICAL DATA - AOPEC #3D

FORMER SIMSBURY AREA WORK CENTER

AOPEC #3D														
SAMPLE ID	REMEDIATION STANDARD REGULATIONS[1]				MW-6	MW-6	DUP-1/ Duplicate of MW-6	MW-6	DUP-2/ Duplicate of MW-6	MW-6	DUP-1/ Duplicate of MW-6	MW-6	MW-6	MW-6
DATE SAMPLED					3/19/18	3/26/19	3/26/19	6/26/19	6/26/19	9/19/19	9/19/19	12/16/19	3/18/20	6/30/20
WORK ORDER NO.	GWPC	SWPC	RES VOL.	I/C VOL.	18C1185	19C1457	19C1457	19F1471	19F1471	19I1044	19I1044	19L0801	20C0945	20F1463
PARAMETER[2] (Units)														
Volatile Organic Compounds by EPA Method 8260 (ug/L)	CS	CS	CS	CS	BRL	NT	NT	BRL	BRL	BRL	BRL	BRL	NT	NT
Semivolatile Organic Compounds by EPA Method 8270 (ug/L)	CS	CS	--	-	BRL	NT	NT	BRL	BRL	NT	NT	NT	NT	NT
Polycyclic Aromatic Hydrocarbons by EPA Method 8270 via SIM (ug/L)														
Benzo(b)fluoranthene	0.08	0.3	--	--	NT	BRL	BRL	NT	NT	BRL	BRL	BRL	NT	NT
Extractable Total Petroleum Hydrocarbons by CT-ETPH method (mg/L)	0.25	0.25	NE	NE	0.15	0.52	9.1	1.2	1.2	0.19	0.18	0.15	BRL <0.15	BRL <0.15

AOPEC #3D														
SAMPLE ID	REMEDIATION STANDARD REGULATIONS[1]				MW-6	MW-6	DUP-1 / Duplicate of MW-6	MW-6	DUP-1 / Duplicate of MW-6	MW-6	DUP-1 / Duplicate of MW-6	MW-6	DUP-1 / Duplicate of MW-6	MW-6
DATE SAMPLED					9/24/20	12/4/20	12/4/20	3/29/21	3/29/21	6/18/21	6/18/21	9/22/21	9/22/21	12/28/21
WORK ORDER NO.	GWPC	SWPC	RES VOL.	I/C VOL.	20I1305	20L0303	20L0303	21C1462	21C1462	21F1114	21F1114	21I1196	21I1196	21L1949
PARAMETER[2] (Units)														
Volatile Organic Compounds by EPA Method 8260 (ug/L)	CS	CS	CS	CS	NT	NT	NT	NT	NT	NT	NT	NT	NT	NT
Semivolatile Organic Compounds by EPA Method 8270 (ug/L)	CS	CS	--	-	NT	NT	NT	NT	NT	NT	NT	NT	NT	NT
Polycyclic Aromatic Hydrocarbons by EPA Method 8270 via SIM (ug/L)														
Benzo(b)fluoranthene	0.08	0.3	--	--	NT	NT	NT	NT	NT	NT	NT	NT	NT	NT
Extractable Total Petroleum Hydrocarbons by CT-ETPH method (mg/L)	0.25	0.25	NE	NE	0.45	BRL <0.15	BRL <0.15	BRL <0.14	BRL <0.15	BRL <0.14	BRL <0.15	0.75	0.78	BRL <0.15

AOPEC #3D															
SAMPLE ID	REMEDIATION STANDARD REGULATIONS[1]				MW-6	MW-6	DUP-1 / Duplicate of MW-6	MW-6	DUP-2 / Duplicate of MW-6	MW-6	MW-6	MW-6	MW-6	MW-6	DUP-2 / Duplicate of MW-6
DATE SAMPLED					3/23/22	6/29/22	6/29/22	9/21/22	9/21/22	12/20/22	3/21/23	6/22/23	9/19/23	12/21/23	12/21/23
WORK ORDER NO.	GWPC	SWPC	RES VOL.	I/C VOL.	--	22F2039	22F2039	22I1232	22I1232	22L2755	23C2517	23F3199	23I2626	23L3359	23L3359
PARAMETER[2] (Units)															
Volatile Organic Compounds by EPA Method 8260 (ug/L)	CS	CS	CS	CS	Not Sampled (Damaged)	NT	NT	NT	NT	NT	NT	NT	NT	NT	NT
Semivolatile Organic Compounds by EPA Method 8270 (ug/L)	CS	CS	--	-		NT	NT	NT	NT	NT	NT	NT	NT	NT	NT
Polycyclic Aromatic Hydrocarbons by EPA Method 8270 via SIM (ug/L)															
Benzo(b)fluoranthene	0.08	0.3	--	--		NT	NT	NT	NT	NT	NT	NT	NT	NT	NT
Extractable Total Petroleum Hydrocarbons by CT-ETPH method (mg/L)	0.25	0.25	NE	NE		0.22	0.17	0.15	0.15	0.26	BRL <0.20	BRL <0.20	BRL <0.19	BRL <0.19	BRL <0.20

AOPEC #3D															
SAMPLE ID	REMEDIATION STANDARD REGULATIONS[1]				MW-4R	MW-4R	MW-4R	MW-4R	MW-4R	MW-4R	MW-4R	MW-4R	MW-4R	MW-4R	MW-4R
DATE SAMPLED					3/29/18	3/28/19	6/26/19	9/19/19	12/16/19	3/18/20	6/30/20	9/24/20	12/4/20	3/29/21	6/18/21
WORK ORDER NO.	GWPC	SWPC	RES VOL.	I/C VOL.	18C1185	19C1576	19F1471	--	--	20C0945	--	--	--	--	--
PARAMETER[2] (Units)															
Volatile Organic Compounds by EPA Method 8260 (ug/L)	CS	CS	CS	CS	BRL	BRL	BRL	Well Dry	Well Dry	NT	Well Dry	Well Dry	Well Dry	Well Dry	Well Dry
Semivolatile Organic Compounds by EPA Method 8270 (ug/L)	CS	CS	--	-	NT	NT	BRL			NT					
Polycyclic Aromatic Hydrocarbons by EPA Method 8270 via SIM (ug/L)															
Benzo(b)fluoranthene	0.08	0.3	--	--	NT	BRL	NT			NT					
Extractable Total Petroleum Hydrocarbons by CT-ETPH method (mg/L)	0.25	0.25	NE	NE	0.17	0.26	0.16			0.29					

AOPEC #3D														
SAMPLE ID	REMEDIATION STANDARD REGULATIONS[1]				MW-4R	MW-4R	MW-4R	MW-4R	MW-4R	MW-4R	MW-4R	MW-4R	MW-4R	DUP-1 / Duplicate of MW-4R
DATE SAMPLED					9/22/21	3/22/22	6/30/22	9/21/22	12/20/22	3/21/23	6/22/23	9/19/23	12/21/23	12/21/23
WORK ORDER NO.	GWPC	SWPC	RES VOL.	I/C VOL.	21I1196	--	--	--	--	--	--	--	23L3359	23L3359
PARAMETER[2] (Units)														
Volatile Organic Compounds by EPA Method 8260 (ug/L)	CS	CS	CS	CS	NT	Well Dry	Well Dry	Well Dry	Well Dry	Well Dry	Well Dry	Well Dry	BRL	NT
Semivolatile Organic Compounds by EPA Method 8270 (ug/L)	CS	CS	--	-	NT								NT	NT
Polycyclic Aromatic Hydrocarbons by EPA Method 8270 via SIM (ug/L)														
Benzo(b)fluoranthene	0.08	0.3	--	--	0.14								BRL <0.047	BRL <0.048
Extractable Total Petroleum Hydrocarbons by CT-ETPH method (mg/L)	0.25	0.25	NE	NE	0.29								0.38	NT

NOTES:

1. Analytical results compared to Connecticut Remediation Standard Regulations (January 1996; revised February 16, 2021).
2. Only compounds that were detected are provided in this table. For a complete list of analytes refer to laboratory report.

mg/L = milligrams per liter
ug/L = micrograms per liter
BRL = below reporting limit
CS = compound specific
BOLD = compound detected at that concentration.
NT = not tested
BRL <# = Below Reporting Limit (Reporting Limit Provided)

GWPC = Groundwater Protection Criteria
SWPC = Surface Water Protection Criteria
RES VOL. = Residential Volatilization Critera
I/C VOL. = Industrial / Commercial Volatilization Critera
NE = not established by CT DEEP
-- = not applicable

= Exceeds GWPC
= Exceeds SWPC
= Exceeds GWPC and SWPC

Prepared by: LMW
Reviewed by: JCW

TABLE 2G
SUMMARY OF GROUNDWATER ANALYTICAL DATA - AOPEC #3F
FORMER SIMSBURY AREA WORK CENTER
SIMSBURY, CT

AOPEC #3F																
SAMPLE ID	REMEDIATION STANDARD REGULATIONS[1]				MW-2A	MW-2A	MW-2A	MW-2A	MW-2A	MW-2A	MW-4R	MW-4R	MW-4R	MW-4R	MW-4R	MW-4R
DATE SAMPLED					3/28/18	3/26/19	3/18/20	3/29/21	3/22/22	3/21/23	3/29/18	3/28/19	3/18/20	6/30/20	9/24/20	12/4/20
WORK ORDER NO.	GWPC	SWPC	RES VOL.	I/C VOL.	18C1119	19C1457	19C1457	21C1462	22C1512	23C2517	18C1185	19C1576	20C0945	--	--	--
PARAMETER[2] (Units)																
Volatile Organic Compounds by EPA Method 8260 (ug/L)																
Chloroform	6	14,100	26	62	BRL<0.50	BRL<0.50	NT	NT	NT	NT	BRL<0.50	BRL<0.50	BRL<1.0	Well Dry	Well Dry	Well Dry
Polycyclic Aromatic Hydrocarbons by EPA Method 8270 via SIM (ug/L)																
Benzo(b)fluoranthene	0.08	0.3	--	--	NT	BRL	NT	NT	NT	NT	NT	BRL	NT			
Extractable Total Petroleum Hydrocarbons by CT-ETPH method (mg/L)	0.25	0.25	NE	NE	0.38	BRL <0.14	BRL<0.15	BRL<0.15	0.30	BRL<0.20	0.17	0.26	0.29			
Total Lead by EPA Method 6020B (ug/L)	15	13	NE	NE	NT	BRL <1.0	NT	NT	NT	NT	NT	BRL <1.0	NT			

AOPEC #3F																	
SAMPLE ID	REMEDIATION STANDARD REGULATIONS[1]				MW-4R	MW-4R	MW-4R	MW-4R	MW-4R	MW-4R	MW-4R	MW-4R	MW-4R	MW-4R	MW-4R	MW-4R	DUP-1 / Duplicate of MW-4R
DATE SAMPLED					3/29/21	6/18/21	9/22/21	12/28/21	3/22/22	6/30/22	9/21/22	12/20/22	3/21/2023	6/22/2023	9/19/2023	12/21/23	12/21/23
WORK ORDER NO.	GWPC	SWPC	RES VOL.	I/C VOL.	--	--	21I1196	--	--	--	--	--	--	--	--	23L3359	23L3359
PARAMETER[2] (Units)																	
Volatile Organic Compounds by EPA Method 8260 (ug/L)																	
Chloroform	6	14,100	26	62	Well Dry	Well Dry	NT	Well Dry	Well Dry	Well Dry	Well Dry	Well Dry	Well Dry	Well Dry	Well Dry	BRL<0.50	NT
Polycyclic Aromatic Hydrocarbons by EPA Method 8270 via SIM (ug/L)																	
Benzo(b)fluoranthene	0.08	0.3	--	--			0.14									BRL <0.047	BRL <0.048
Extractable Total Petroleum Hydrocarbons by CT-ETPH method (mg/L)	0.25	0.25	NE	NE			0.29									0.38	NT
Total Lead by EPA Method 6020B (ug/L)	15	13	NE	NE			NT									NT	NT

AOPEC #3F																		
SAMPLE ID	REMEDIATION STANDARD REGULATIONS[1]				MW-10	MW-10	DUP-2 / Duplicate of MW-10	MW-10	MW-10	MW-10	MW-10	MW-11A	MW-11A	MW-11A	MW-11A	MW-11A	DUP-1 / Duplicate of MW-11A	MW-11A
DATE SAMPLED					3/29/18	3/26/19	3/26/19	3/19/20	3/29/21	3/23/22	3/21/23	3/28/18	3/27/19	3/19/20	3/29/21	3/23/22	3/23/22	3/21/23
WORK ORDER NO.	GWPC	SWPC	RES VOL.	I/C VOL.	18C1185	19C1457	19C1457	20C09456	21C1462	22C1512	23C2517	18C1185	19C1496	20C09456	21C1462	22C1512	22C1512	23C2517
PARAMETER[2] (Units)																		
Volatile Organic Compounds by EPA Method 8260 (ug/L)																		
Chloroform	6	14,100	26	62	0.75	BRL<0.50	BRL<0.50	NT	NT	NT	NT	BRL<0.50	BRL<0.50	NT	NT	NT	NT	NT
Polycyclic Aromatic Hydrocarbons by EPA Method 8270 via SIM (ug/L)																		
Benzo(b)fluoranthene	0.08	0.3	--	--	NT	BRL	NT	NT	NT	NT	NT	NT	BRL	NT	NT	NT	NT	NT
Extractable Total Petroleum Hydrocarbons by CT-ETPH method (mg/L)	0.25	0.25	NE	NE	0.15	0.37	NT	0.17	BRL <0.15	0.27	BRL <0.19	0.17	0.30	0.47	BRL <0.15	0.24	0.22	0.24
Total Lead by EPA Method 6020B (ug/L)	15	13	NE	NE	NT	BRL <1.0	NT	NT	NT	NT	NT	NT	BRL <1.0	NT	NT	NT	NT	NT

NOTES:
1. Analytical results compared to Connecticut Remediation Standard Regulations (January 1996; revised February 16, 2021).
2. Only compounds that were detected are provided in this table. For a complete list of analytes refer to laboratory report.

mg/L = milligrams per liter
ug/L = micrograms per liter
BRL = below reporting limit
CS = compound specific
BOLD = compound detected at that concentration.
NT = not tested
BRL <# = Below Reporting Limit (Reporting Limit Provided)

GWPC = Groudwater Protection Criteria
SWPC = Surface Water Protection Criteria
RES VOL. = Residential Volatilization Critera
I/C VOL. = Industrial / Commercial Volatilization Critera
NE = not established by CT DEEP
-- = not applicable

= Exceeds GWPC
= Exceeds SWPC
= Exceeds GWPC and SWPC

Prepared by: LMW
Reviewed by: JCW

TABLE 2H
SUMMARY OF GROUNDWATER ANALYTICAL DATA - AOPEC #3G
FORMER SIMSBURY AREA WORK CENTER
SIMSBURY, CT

AOPEC #3G														
SAMPLE ID	REMEDIATION STANDARD REGULATIONS[1]				MW-101	MW-101	MW-101	MW-101	DUP-1 / Duplicate of MW-101	MW-101	MW-101	MW-101	MW-101	MW-101
DATE SAMPLED					9/19/19	3/18/20	6/30/20	9/24/20	9/24/20	12/4/20	3/29/21	6/18/21	9/22/21	12/28/21
WORK ORDER NO.	GWPC	SWPC	RES VOL.	I/C VOL.	19I1044	20C0945	20F1463	20I1305	20I1305	20L0303	21C1462	21F1114	21I1196	21L1949
PARAMETER[2] (Units)														
Polychlorinated Biphenyls by EPA Method 8082 (ug/L)														
Total PCBs	0.5	0.5	NE	NE	BRL	NT	NT	NT	NT	NT	NT	NT	NT	NT
Volatile Organic Compounds by EPA Method 8260 (ug/L)														
2-Butanone (MEK)	400	10000*	50,000	50,000	**8.6**	BRL<5.0	BRL<5.0	BRL<5.0	BRL<5.0	BRL<5.0	NT	NT	NT	NT
Extractable Total Petroleum Hydrocarbons by CT-ETPH method (mg/L)	0.25	0.25	NE	NE	**0.30**	**0.20**	**0.42**	**0.27**	**0.33**	**0.24**	**0.32**	BRL <0.15	**0.34**	**0.21**
Total RCRA 8 Metals by EPA Method 6010B (ug/L)														
Barium	1,000	2200*	NE	NE	**22**	NT	NT	NT	NT	NT	NT	NT	NT	NT
Chromium[3]	50	110	NE	NE	**1.5**	NT	NT	NT	NT	NT	NT	NT	NT	NT
Lead	15	13	NE	NE	**0.72**	NT	NT	NT	NT	NT	NT	NT	NT	NT

AOPEC #3G												
SAMPLE ID	REMEDIATION STANDARD REGULATIONS[1]				MW-101	MW-101	MW-101	MW-101	MW-101	MW-101	MW-101	MW-101
DATE SAMPLED					3/23/22	6/29/22	9/21/22	12/20/22	3/21/23	6/22/23	9/19/23	12/21/23
WORK ORDER NO.	GWPC	SWPC	RES VOL.	I/C VOL.	22C1609	22F2039	22I1132	--	23C2517	23F3199	23I2626	23L3599
PARAMETER[2] (Units)												
Polychlorinated Biphenyls by EPA Method 8082 (ug/L)												
Total PCBs	0.5	0.5	NE	NE	BRL	NT	NT		NT	NT	NT	NT
Volatile Organic Compounds by EPA Method 8260 (ug/L)												
2-Butanone (MEK)	400	10000*	50,000	50,000	NT	NT	NT		NT	NT	NT	NT
Extractable Total Petroleum Hydrocarbons by CT-ETPH method (mg/L)	0.25	0.25	NE	NE	**0.19**	**0.20**	**0.27**		**0.79**	**0.34**	BRL <0.19	**0.30**
Total RCRA 8 Metals by EPA Method 6010B (ug/L)												
Barium	1,000	2200*	NE	NE	NT	NT	NT		NT	NT	NT	NT
Chromium[3]	50	110	NE	NE	NT	NT	NT		NT	NT	NT	NT
Lead	15	13	NE	NE	NT	NT	NT		NT	NT	NT	NT

Well Dry

NOTES:
1. Analytical results compared to Connecticut Remediation Standard Regulations (January 1996; revised February 16, 2021).
2. Only compounds that were detected are provided in this table. For a complete list of analytes refer to laboratory report.
3. SWPC for chromium is based on the more restrictive hexavalent species (Cr^{+6})

*These criteria are available through the submission and approval of a Request for Approval of Criteria for Additional Polluting Substances and Certain Alternative Criteria Form.

mg/L = milligrams per liter
ug/L = micrograms per liter
BRL = below reporting limit
CS = compound specific
BOLD = compound detected at that concentration.
BRL <# = Below Reporting Limit (Reporting Limit Provided)

GWPC = Groundwater Protection Criteria
SWPC = Surface Water Protection Criteria
RES VOL. = Residential Volatilization Critera
I/C VOL. = Industrial / Commercial Volatilization Critera
NE = not established by CT DEEP
-- = not applicable

= Exceeds GWPC
= Exceeds SWPC
= Exceeds GWPC and SWPC

Prepared by: LMW
Reviewed by: JCW

TABLE 2I
SUMMARY OF GROUNDWATER ANALYTICAL DATA - AOPEC #5
FORMER SIMSBURY AREA WORK CENTER
SIMSBURY, CT

AOPEC #5																		
SAMPLE ID	REMEDIATION STANDARD REGULATIONS[1]				MW-16	DUP-1 (Duplicate of MW-16)	MW-16	DUP-1 (Duplicate of MW-16)	MW-16	DUP-1 (Duplicate of MW-16)	MW-16	DUP-1 (Duplicate of MW-16)	MW-16	MW-16	MW-16	MW-16
DATE SAMPLED					3/28/18	3/28/18	6/6/18	6/6/18	9/20/18	9/20/18	12/18/18	12/18/18	3/26/19	9/26/19	9/19/19	12/16/19
WORK ORDER NO.	GWPC	SWPC	RES VOL.	I/C VOL.	18C1119	18C1119	18F0263	18F0263	18I0925	18I0925	18L0967	18L0967	19C1457	19F1471	19I1044	19L0801
PARAMETER[2] (Units)																
Semivolatile Organic Compounds by EPA method 8270 (ug/L)																
Benzo(b)fluoranthene (SIM)	0.08	0.3	--	--	**0.098**	BRL<0.049	BRL<0.048	BRL<0.050	BRL<0.048	BRL<0.051	BRL<0.050	BRL<0.051	BRL <0.048	BRL<0.050	BRL <0.048	BRL<0.050
Extractable Total Petroleum Hydrocarbons by CT-ETPH method (mg/L)	0.25	0.25	NE	NE	BRL<0.083	**0.078**	**0.11**	**0.099**	BRL<0.074	BRL<0.076	**0.12**	**0.16**	BRL <0.15	BRL <0.14	**0.18**	BRL <0.15
Total RCRA 8 Metals by EPA method 6010B (ug/L)																
Barium	1,000	2,200*	NE	NE	BRL<50	BRL<50	BRL<50	BRL<50	BRL<50	BRL<50	BRL<50	BRL<50	NT	NT	NT	NT
Total Copper (ug/L)	1,300	48	NE	NE	BRL<25	BRL<25	BRL<25	BRL<25	BRL<25	BRL<25	BRL<25	BRL<25	NT	NT	NT	NT
Hexavalent Chromium (mg/L)	NE	110	NE	NE	BRL<0	BRL<0	BRL<0	BRL<0	BRL<0	BRL<0	BRL<0	BRL<0	NT	NT	NT	NT
Trivalent Chromium (mg/L)	NE	1,200	NE	NE	BRL<0.0040	BRL<0.0040	BRL<0.0040	BRL<0.0040	BRL<0.0040	BRL<0.0040	BRL<0.0040	BRL<0.0040	NT	NT	NT	NT

AOPEC #5																		
SAMPLE ID	REMEDIATION STANDARD REGULATIONS[1]				MW-CCA-3	MW-CCA-3	MW-CCA-3	MW-CCA-3	MW-CCA-3	MW-CCA-3	MW-CCA-3	MW-CCA-3	MW-CCA-3	MW-CCA-3	MW-CCA-3	MW-CCA-3	MW-CCA-3	MW-CCA-3
DATE SAMPLED					3/28/18	6/6/18	9/20/18	12/20/18	3/25/19	6/26/19	9/19/19	12/16/19	3/19/20	6/30/20	9/24/20	12/4/20	3/22/22	6/30/22
WORK ORDER NO.	GWPC	SWPC	RES VOL.	I/C VOL.	18C1119	18F0263	--	18I1024	19C1457	19F1471	--	--	COC0945	--	--	--	22C1512	--
PARAMETER[2] (Units)																		
Semivolatile Organic Compounds by EPA method 8270 (ug/L)																		
Benzo(b)fluoranthene (SIM)	0.08	0.3	--	--	BRL<0.048	BRL<0.048	Well Dry	BRL<0.048	BRL<0.056	BRL<0.050	Well Dry	Well Dry	NT	Well Dry	Well Dry	Well Dry	BRL <0.048	Well Dry
Extractable Total Petroleum Hydrocarbons by CT-ETPH method (mg/L)	0.25	0.25	NE	NE	<0.075	<0.075		**0.14**	BRL <0.17	BRL <0.14			BRL <0.15				NT	
Total RCRA 8 Metals by EPA method 6010B (ug/L)																		
Barium	1,000	2,200*	NE	NE	**130**	**150**		**150**	NT	NT			NT				NT	
Total Copper (ug/L)	1,300	48	NE	NE	BRL<25	BRL<25		BRL<25	NT	NT			NT				NT	
Hexavalent Chromium (mg/L)	NE	110	NE	NE	BRL<0	BRL<0		BRL<0	NT	NT			NT				NT	
Trivalent Chromium (mg/L)	NE	1,200	NE	NE	BRL<0.0040	BRL<0.0040		BRL<0.0040	NT	NT			NT				NT	

AOPEC #5																				
SAMPLE ID	REMEDIATION STANDARD REGULATIONS[1]				MW-CCA-3	MW-CCA-3	MW-CCA-3	MW-CCA-3	MW-CCA-3	MW-CCA-3	MW-CCA-4	MW-CCA-4	MW-CCA-4	MW-CCA-4	MW-CCA-4	MW-CCA-4	MW-CCA-4	MW-CCA-4	MW-CCA-4	DUP-1 / Duplicate of MW-CCA-4
DATE SAMPLED					9/21/22	12/20/22	3/21/23	6/22/23	9/19/23	12/21/23	3/28/18	6/6/18	9/20/18	12/20/18	6/26/19	9/19/19	12/16/19	3/19/20	3/19/20	
WORK ORDER NO.	GWPC	SWPC	RES VOL.	I/C VOL.	--	--	23C2517	23F3199	23I2626	23L3599	18C1119	18F0263	18I0925	18I1024	19F1471	19I1044	19L0801	20C0945	20C0945	
PARAMETER[2] (Units)																				
Semivolatile Organic Compounds by EPA method 8270 (ug/L)																				
Benzo(b)fluoranthene (SIM)	0.08	0.3	--	--	Well Dry	Well Dry	BRL <0.049	BRL <0.050	BRL <0.050	BRL <0.048	BRL<0.049	BRL<0.048	BRL<0.051	BRL<0.049	BRL<0.050	BRL<0.048	BRL<0.050	BRL <0.048	BRL<0.048	NT
Extractable Total Petroleum Hydrocarbons by CT-ETPH method (mg/L)	0.25	0.25	NE	NE			NT	NT	NT	NT	<0.075	<0.075	**0.061**	**0.11**	**0.19**	BRL <0.15	BRL <0.15	BRL <0.15	BRL <0.15	BRL <0.16
Total RCRA 8 Metals by EPA method 6010B (ug/L)																				
Barium	1,000	2,200*	NE	NE			NT	NT	NT	NT	BRL<50	BRL<50	BRL<50	BRL<50	NT	NT	NT	NT	NT	NT
Total Copper (ug/L)	1,300	48	NE	NE			NT	NT	NT	NT	BRL<25	BRL<25	BRL<25	BRL<25	NT	NT	NT	NT	NT	NT
Hexavalent Chromium (mg/L)	NE	110	NE	NE			NT	NT	NT	NT	BRL<0	BRL<0	BRL<0	BRL<0	NT	NT	NT	NT	NT	NT
Trivalent Chromium (mg/L)	NE	1,200	NE	NE			NT	NT	NT	NT	BRL<0.0040	BRL<0.0040	BRL<0.0040	BRL<0.0040	NT	NT	NT	NT	NT	NT

NOTES:
1. Analytical results compared to Connecticut Remediation Standard Regulations (January 1996; revised February 16, 2021).
2. Only compounds that were detected are provided in this table. For a complete list of analytes refer to laboratory report.
*These criteria are available through the submission and approval of a Request for Approval of Criteria for Additional Polluting Substances and Certain Alternative Criteria Form.

mg/L = milligrams per liter
ug/L = micrograms per liter
BRL = below reporting limit
CS = compound specific
BOLD = compound detected at that concentration.
NT = not tested
BRL <# = Below Reporting Limit (Reporting Limit Provided)

GWPC = Groundwater Protection Criteria
SWPC = Surface Water Protection Criteria
RES VOL. = Residential Volatilization Critera
I/C VOL. = Industrial / Commercial Volatilization Critera
NE = not established by CT DEEP
-- = not applicable

= Exceeds GWPC
= Exceeds SWPC
= Exceeds GWPC and SWPC

Prepared by: LMW
Reviewed by: JCW

TABLE 3
SUMMARY OF GROUNDWATER ANALYTICAL DATA
AOPEC #4 POST-REMEDIATION GROUNDWATER MONITORING
FORMER SIMSBURY AREA WORK CENTER
SIMSBURY, CT

SAMPLE ID	REMEDIATION STANDARD REGULATIONS[1]				MW-400	DUP-1 / Duplicate of MW-400	MW-400	MW-400	DUP-1A / Duplicate of MW-400	MW-400	DUP-1 / Duplicate of MW-400	MW-400	MW-400	MW-400	MW-400	MW-400
DATE SAMPLED					12/28/21	12/28/21	3/23/22	6/29/22	6/29/22	9/20/22	9/20/22	12/20/22	3/23/23	6/22/23	9/19/23	12/21/23
WORK ORDER NO.	GWPC	SWPC	RES VOL.	I/C VOL.	21L1949	21L1949	22C1667	22F2040	22F2040	22I1136	22I1136	22L2753	23C2517	23F3199	23I2625	23L3357
PARAMETER[2] (Units)																
Polychlorinated Biphenyls by EPA Method 8082 (ug/L)																
Total PCBs	0.5	0.5	NE	NE	BRL <0.14	BRL <0.15	BRL < 0.14	BRL <0.20	BRL <0.20	BRL <0.20	BRL <0.20	NA	NA	NA	NA	NA
Extractable Total Petroleum Hydrocarbons by CT-ETPH Method (mg/L)	0.25	0.25	NE	NE	**0.15**	**0.16**	BRL < 0.15	**0.22**	**0.21**	**0.16**	**0.14**	**0.17**	BRL < 0.20	BRL < 0.20	BRL < 0.19	BRL < 0.20

SAMPLE ID	REMEDIATION STANDARD REGULATIONS[1]				MW-401	MW-401	MW-401	MW-401	MW-401	MW-401	MW-401	MW-401	MW-401
DATE SAMPLED					12/28/21	3/22/22	6/29/22	9/21/22	12/20/22	3/23/23	6/22/23	9/19/23	12/21/23
WORK ORDER NO.	GWPC	SWPC	RES VOL.	I/C VOL.	21L1949	22C1512	22F2040	22I1232	22L2753	23C2517	23F3199	23I2625	23L3357
PARAMETER[2] (Units)													
Polychlorinated Biphenyls by EPA Method 8082 (ug/L)													
Total PCBs	0.5	0.5	NE	NE	BRL <0.14	BRL <0.20	BRL <0.20	BRL <0.20	NA	NA	NA	NA	NA
Extractable Total Petroleum Hydrocarbons by CT-ETPH Method (mg/L)	0.25	0.25	NE	NE	BRL <0.15	**0.21**	**0.32**	**0.16**	**0.16**	BRL < 0.20	BRL < 0.20	BRL < 0.19	BRL < 0.20

SAMPLE ID	REMEDIATION STANDARD REGULATIONS[1]				MW-402	MW-402	DUP-2 / Duplicate of MW-402	MW-402	MW-402	MW-402	MW-402	MW-402	MW-402	MW-402
DATE SAMPLED					1/4/22	3/23/22	3/23/22	6/29/22	9/20/22	12/20/22	3/23/23	6/22/23	9/19/23	12/21/23
WORK ORDER NO.	GWPC	SWPC	RES VOL.	I/C VOL.	22A0069	22C1667	22C1667	22F2040	22I1136	22L2753	23C2517	23F3199	23I2625	23L3357
PARAMETER[2] (Units)														
Polychlorinated Biphenyls by EPA Method 8082 (ug/L)														
Total PCBs	0.5	0.5	NE	NE	BRL <0.19	BRL <0.14	BRL <0.14	BRL <0.21	BRL <0.20	NA	NA	NA	NA	NA
Extractable Total Petroleum Hydrocarbons by CT-ETPH Method (mg/L)	0.25	0.25	NE	NE	BRL <0.15	BRL <0.14	NA	**0.21**	BRL <0.14	**0.16**	BRL < 0.20	BRL < 0.20	BRL < 0.20	BRL < 0.20

SAMPLE ID	REMEDIATION STANDARD REGULATIONS[1]				MW-403	MW-403	MW-403	MW-403	MW-403	DUP-1A / Duplicate of MW-403	MW-403	MW-403	DUP-1 / Duplicate of MW-403	MW-403	DUP-1 / Duplicate of MW-403	MW-403
DATE SAMPLED					1/4/22	3/23/22	6/29/22	9/20/22	12/20/22	12/20/22	3/23/23	6/22/23	6/22/23	9/19/23	9/19/23	12/21/23
WORK ORDER NO.	GWPC	SWPC	RES VOL.	I/C VOL.	22A0069	22C1667	22F2040	22I1136	22L2753	22L2753	23C2517	23F3199	23F3199	23I2625	23I2625	23L3357
PARAMETER[2] (Units)																
Polychlorinated Biphenyls by EPA Method 8082 (ug/L)																
Total PCBs	0.5	0.5	NE	NE	BRL <0.19	BRL <0.14	BRL <0.21	BRL <0.21	NA	NA	NA	NA	NA	NA	NA	NA
Extractable Total Petroleum Hydrocarbons by CT-ETPH Method (mg/L)	0.25	0.25	NE	NE	**0.16**	BRL <0.15	**0.21**	BRL < 0.15	BRL <0.14	**0.15**	BRL < 0.20	BRL < 0.20	BRL < 0.20	BRL < 0.19	BRL < 0.19	BRL < 0.20

NOTES:
1. Analytical results compared to Connecticut Remediation Standard Regulations (January 1996; revised February 16, 2021).
2. Only compounds that were detected are provided in this table. For a complete list of analytes refer to laboratory report.

mg/L = milligrams per liter
ug/L = micrograms per liter
BRL < # = Below Reporting Limit (Reporting Limit Provided)
BOLD = compound detected at that concentration.

GWPC = Groundwater Protection Criteria
SWPC = Surface Water Protection Criteria
RES VOL. = Residential Volatilization Critera
I/C VOL. = Industrial / Commercial Volatilization Critera
NE = not established by CT DEEP

= Exceeds GWPC
= Exceeds SWPC
= Exceeds GWPC and SWPC

Prepared by: RM
Reviewed by: LMW

ATTACHMENT A

Gauging Measurements and Groundwater Sample Collection Field Logs

Simsbury AWC Gauging Data Sheet

Date:__3/21/23_____

Measured by:_____Will Sirotnak_____

Well	Well Depth (ft. btoc)	Depth to Oil (ft. btoc)	Depth to Water (ft. btoc)	Time	Well Diameter (inches)	Comments
RW-1	18.00	NA	8.12	825	6	
MW-2A	22.35	NA	10.8	827		
MW-4R	13.57	NA	DRY	830	2	
MW-6	16.80	NA	9.17	832	2	
MW-8	16.47	NA	10.3	834	2	
MW-10	15.70	NA	9.82	835	2	
MW-11A	13.16	NA	8.63	837	4	
MW-15	14.38	NA	10.75	820	4	
MW-16	14.20'	NA	9.65	822	2	
MW-T1	16.75	NA	7.18	841	4	
MW-T2	16.82	NA	7.25	842	4	
MW-T3	16.90	NA	8.64	843	4	
MW-T5	16.92	NA	6.67	844	2	
MW-T6	16.92	NA	6.63	845	2	
TRW-1	17.06	NA	7.4	847	4	
CCA-1	13.96	NA	6.53	815	2	
CCA-2	19.79	NA	9.15	855	2	
CCA-3	17.29	NA	13.9	850	2	
CCA-4	19.03	NA	6.59	852	2	
CCA-5	19.17	NA	10.55	752	2	
CCA-6	18.00	NA	6.73	810	2	
MW-SA-South (R)	22.21	NA	11.62	802	2	
MW-SA-North (R)	22.15	NA	10.24	800	2	
MW-310	20.00'	NA	13.4	900	2	
MW-200	18.00'	NA	10.25	750	2	
MW-201	18.00'	NA			2	Could not locate
MW-202	19.00'	NA	8.84	902	2	
MW-203	20.00'	NA	9.35	903	2	
MW-101	15.50'	NA	7.8	905	2	
MW-102	17.00'	NA	13.83	840	2	
MW-400	20.05'	NA	10.82	907	2	
MW-401	17.00'	NA	10.67	910	2	
MW-402	19.00'	NA	12.55	757	2	
MW-403	19.50'	NA	11.8	755	2	

General Comments

Well Purging-Groundwater Sampling Form

Weston & Sampson

Page 1 of 1

Project Name: Simsbury | Project #: ENG21-1266 | Date: 3/21/23
Well ID: MW-108 | Well Diameter: 2" | Casing Type:
Initial Depth to Water: 13.83' | Total Depth: ~20.0 | Screen Length:
Pumping Method: LF - PERISTALTIC
Tube Intake Set at: ~17 | Depth to Water with Tube: 13.83' | Sampled By: WVS
Tube Diameter: 0.25" | Notes:

Instrument Info
Flow Thru Cell: YSI | Turbidity Meter: HACH 2100

Condition	Visual ID		Well Cap		Lock		Collar	
	Y	(N)	(Y)	N	Y	(N)	(Good)	Damaged

Comments on Well Condition

Purge Start Time

Time	Flow	DTW	PH	ORP	Temp	SpC	DO	Turb	Comments
Units	mL\min	Ft.	Units	mV	°C	mS/cm	mg\L	NTU's	
Min	ml/min	Not to exceed 0.3'	+/- 0.1	+/- 10	+/- 3%	+/- 3%	+/- 10% or 3 >0.5	+/- 10% or 3>5	
945	140	14.25	6.52	165.3	12.2	.251	11.16	3.65	
950	138	14.66	6.51	165.9	12.2	.251	10.19	1.67	
955	135	14.86	6.51	166.1	12.3	.250	10.01	1.21	
1000	135	14.92	6.50	166.7	12.3	.250	9.77	0.88	

Sample(s) Collected	Time	Color	Odor	Preservative
ETPH + VOCs	1000			

Well Purging-Groundwater Sampling Form

Weston & Sampson

Page 1 of 1

Project Name: Simsbury AWC Project #: ENG21-1266 Date: 3/21/23
Well ID: MW-6 Well Diameter: 2" Casing Type: PVC
Initial Depth to Water: 9.17 Total Depth: ~16.50' Screen Length:
Pumping Method: LF-PERISTALTIC
Tube Intake Set at: ~13' Depth to Water with Tube: 9.17' Sampled By: WVS
Tube Diameter: 0.25" Notes:

Instrument Info
Flow Thru Cell: YSI Pro Turbidity Meter: HACH

Condition	Visual ID		Well Cap		Lock		Collar	
	Y	(N)	(Y)	N	Y	(N)	(Good)	Damaged

Comments on Well Condition: Bolts sheared

Purge Start Time:

Time	Flow	DTW	PH	ORP	Temp	SpC	DO	Turb	Comments
Units	mL\min	Ft.	Units	mV	°C	mS/cm	mg\L	NTU's	
Min	ml/min	Not to exceed 0.3'	+/- 0.1	+/- 10	+/- 3%	+/- 3%	+/- 10% or 3 >0.5	+/- 10% or 3>5	
900	~140	9.25	7.46	164	10.0	.066	12.47	2.25	
905	~140	9.26	6.75	161.3	10.5	0.14	10.93	2.10	
910	138	9.26	6.48	161.4	10.3	.084	9.92	1.05	
915	138	9.26	6.42	161.2	10.2	0.85	9.62	1.20	
920	138	9.26	6.40	160.9	10.2	0.86	9.21	0.64	

Sample(s) Collected	Time	Color	Odor	Preservative
ETPH + Fingerprint	920			

Well Purging-Groundwater Sampling Form

Weston & Sampson

Page 1 of 1

Project Name: Simsbury AWC MW-T6 Project #: EN621-1266 Date: 3/21/23
Well ID: MW-T6 Well Diameter: 2" Casing Type: PVC
Initial Depth to Water: 6.63' Total Depth: ~17 Screen Length:
Pumping Method: LF
Tube Intake Set at: ~8.0 Depth to Water with Tube: 6.63' Sampled By: WJS
Tube Diameter: 0.25 Notes:

Instrument Info
Flow Thru Cell YSI Turbidity Meter HACH

Condition	Visual ID		Well Cap		Lock		Collar	
	(Y)	N	(Y)	N	Y	(N)	(Good)	Damaged

Comments on Well Condition Missing 1 Bolt

Purge Start Time

Time	Flow	DTW	PH	ORP	Temp	SpC	DO	Turb	Comments
Units	mL\min	Ft.	Units	mV	°C	mS/cm	mg\L	NTU's	
Min	ml/min	Not to exceed 0.3'	+/- 0.1	+/- 10	+/- 3%	+/- 3%	+/- 10% or 3 >0.5	+/- 10% or 3>5	
1020	~140	6.71	6.23	182.1	11.1	.166	11.36	1.61	
1025	~137	6.71	6.19	183.2	10.7	.173	11.10	1.01	
1030	~137	6.71	6.19	184.0	10.9	.176	9.80	1.09	
1035	~137	6.71	6.20	184.9	11.0	.177	9.67	0.98	
1040	~137	6.71	6.20	185.2	11.0	.177	9.21	0.71	

Sample(s) Collected	Time	Color	Odor	Preservative
ETPH	1045			

Well Purging-Groundwater Sampling Form

Weston & Sampson

Page 1 of 1

Project Name: Simsbury AWC
Project #: ENG21-1266
Date: 3/21/23
Well ID: MW-T3
Well Diameter: 4"
Casing Type: PVC
Initial Depth to Water: 8.64
Total Depth: ~17
Screen Length:
Pumping Method: LF-PERISTALTIC
Tube Intake Set at: 12.0'
Depth to Water with Tube: 8.64
Sampled By: WS
Tube Diameter: 0.25"
Notes:

Instrument Info
Flow Thru Cell: YSI
Turbidity Meter: HACH

Condition	Visual ID		Well Cap		Lock		Collar	
	(Y)	N	(Y)	N	Y	(N)	Good	Damaged

Comments on Well Condition

Purge Start Time

Time	Flow	DTW	PH	ORP	Temp	SpC	DO	Turb	Comments
Units	mL\min	Ft.	Units	mV	°C	mS/cm	mg\L	NTU's	
Min	ml/min	Not to exceed 0.3'	+/- 0.1	+/- 10	+/- 3%	+/- 3%	+/- 10% or 3 >0.5	+/- 10% or 3>5	
1100	140	8.79	6.25	184.6	14.0	.179	1.81	5.21	
1105	138	8.80	6.29	182.5	14.0	.179	1.62	3.06	
1110	136	8.81	6.30	181.1	14.0	.178	1.58	2.71	
1115	136	8.81	6.30	180.7	14.2	.179	1.52	1.75	

Sample(s) Collected	Time	Color	Odor	Preservative
ETPH	1115			
EPH, VPH				

Well Purging-Groundwater Sampling Form

Weston & Sampson

Page 1 of 1

Project Name: Simsbury | Project #: EN621-1266 | Date: 7/21/25
Well ID: MW-TRW-1 | Well Diameter: 6" | Casing Type: PVC
Initial Depth to Water: 7.40' | Total Depth: ~17 | Screen Length:
Pumping Method: LF-PERI
Tube Intake Set at: ~9.75 | Depth to Water with Tube: 7.40 | Sampled By: WWS
Tube Diameter: 0.25" | Notes:

Instrument Info
Flow Thru Cell: YSI | Turbidity Meter: HACH

Condition	Visual ID		Well Cap		Lock		Collar	
	Y	(N)	(Y)	N	Y	(N)	(Good)	Damaged

Comments on Well Condition

Purge Start Time: 1140

Time	Flow	DTW	PH	ORP	Temp	SpC	DO	Turb	Comments
Units	mL\min	Ft.	Units	mV	°C	mS/cm	mg\L	NTU's	
Min	ml/min	Not to exceed 0.3'	+/- 0.1	+/- 10	+/- 3%	+/- 3%	+/- 10% or 3 >0.5	+/- 10% or 3>5	
1145	~135	7.65	6.60	180.8	12.9	.90	3.73	8.81	
1150	135	7.66	6.71	157.9	13.1	.91	2.05	4.64	
1155	~136	7.66	6.73	151.5	13.5	.91	1.68	3.13	
1200	~136	7.66	6.74	135.1	13.2	.91	1.22	2.65	
1205	~136	7.66	6.74	129.7	133	.91	1.04	1.89	
1210	136	7.66	6.75	127.1	133	.91	1.20	1.05	

Sample(s) Collected	Time	Color	Odor	Preservative
ETPH	1210			

Well Purging-Groundwater Sampling Form

Weston & Sampson

Page 1 of 1

Project Name: Simsbury AWI
Project #: ENG21-1266
Date: 3/21/23
Well ID: CCA-3
Well Diameter: 2
Casing Type: PVC
Initial Depth to Water: 13.90
Total Depth: ~17
Screen Length:
Pumping Method: LF - PERISTALTIC
Tube Intake Set at: 16.5'
Depth to Water with Tube:
Sampled By:
Tube Diameter: 0.25"
Notes: Low water - Fast Drawdown - straight to Sampling

Instrument Info
Flow Thru Cell: YSI
Turbidity Meter:

Condition	Visual ID		Well Cap		Lock		Collar	
	(Y)	N	(Y)	N	(Y)	N	(Good)	Damaged

Comments on Well Condition:

Purge Start Time: 1230

Time	Flow	DTW	PH	ORP	Temp	SpC	DO	Turb	Comments
Units	mL\min	Ft.	Units	mV	°C	mS/cm	mg\L	NTU's	
Min	ml/min	Not to exceed 0.3'	+/- 0.1	+/- 10	+/- 3%	+/- 3%	+/- 10% or 3 >0.5	+/- 10% or 3>5	

Well Purging-Groundwater Sampling Form

Weston & Sampson

Page 1 of 1

Project Name: Simsbury Ave Project #: EWG21-1266 Date: 3/21/23
Well ID: MW-310 Well Diameter: 2" Casing Type: PVC
Initial Depth to Water: 13.40' Total Depth: ~19.50' Screen Length:
Pumping Method: LF-Peristaltic
Tube Intake Set at: 18.75' Depth to Water with Tube: 13.40' Sampled By: LVS
Tube Diameter: 0.25 Notes: Fast drawdown - Slow Recharge - Sampled @ 1350

Instrument Info
Flow Thru Cell YSI Turbidity Meter H'

Condition	Visual ID		Well Cap		Lock		Collar	
	Y	(N)	(Y)	N	Y	(N)	(Good)	Damaged

Comments on Well Condition

Purge Start Time 1340

Time	Flow	DTW	PH	ORP	Temp	SpC	DO	Turb	Comments
Units	mL\min	Ft.	Units	mV	°C	mS/cm	mg\L	NTU's	
Min	ml/min	Not to exceed 0.3'	+/- 0.1	+/- 10	+/- 3%	+/- 3%	+/- 10% or 3 >0.5	+/- 10% or 3>5	
1345	~135	14.60	6.08	7.1	17.7	.493	1.71	36.5	
1350	~135	15.10	6.51	373	17.9	.478	0.95	21.2	

Sample(s) Collected	Time	Color	Odor	Preservative
ETPH	1350			

Well Purging-Groundwater Sampling Form

Weston & Sampson

Page 1 of 1

Project Name: Sims AWQ
Project #: EN621-1266
Date: 3/21/23
Well ID: CCA 5
Well Diameter: 2"
Casing Type: PVC
Initial Depth to Water: 10.55
Total Depth: ~19
Screen Length:
Pumping Method: LF-Peristaltic
Tube Intake Set at: -14.0'
Depth to Water with Tube: 10.55
Sampled By: WKS
Tube Diameter: 0.25
Notes:

Instrument Info
Flow Thru Cell: YSI
Turbidity Meter: HACH

Condition	Visual ID		Well Cap		Lock		Collar	
	Y	(N)	(Y)	N	Y	(N)	(Good)	Damaged

Comments on Well Condition

Purge Start Time: 1430

Time	Flow	DTW	PH	ORP	Temp	SpC	DO	Turb	Comments
Units	mL\min	Ft.	Units	mV	°C	mS/cm	mg\L	NTU's	
Min	ml/min	Not to exceed 0.3'	+/- 0.1	+/- 10	+/- 3%	+/- 3%	+/- 10% or 3 >0.5	+/- 10% or 3>5	
1435	135	10.59	6.55	99.2	11.5	0.086	14.78	12.3	
1440	135	10.59	6.43	112.5	10.8	0.083	10.59	6.6	
1445	135	10.58	6.41	117.8	10.7	0.082	11.24	6.8	
1450	135	10.58	6.41	121.5	10.8	0.082	10.90	6.3	
1455	135	10.58							

Sample(s) Collected	Time	Color	Odor	Preservative
ETPH	1450			

Well Purging-Groundwater Sampling Form

Weston & Sampson

Page 1 of 1

Project Name: Simsbury AWC
Project #: ENG21-1266
Date: 3/21/23
Well ID: MW-403
Well Diameter: 2"
Casing Type: PVC
Initial Depth to Water: 12.55
Total Depth: 19'
Screen Length: 10'
Pumping Method: LF-PERI
Tube Intake Set at: 15'
Depth to Water with Tube: 12.55
Sampled By: WJS
Tube Diameter: 0.25"
Notes:

Instrument Info
Flow Thru Cell: 451
Turbidity Meter: HACH

Condition	Visual ID		Well Cap		Lock		Collar	
	Y	(N)	(Y)	N	Y	(N)	(Good)	Damaged

Comments on Well Condition

Purge Start Time: 1549

Time	Flow	DTW	PH	ORP	Temp	SpC	DO	Turb	Comments
Units	mL\min	Ft.	Units	mV	°C	mS/cm	mg\L	NTU's	
Min	ml/min	Not to exceed 0.3'	+/- 0.1	+/- 10	+/- 3%	+/- 3%	+/- 10% or 3 >0.5	+/- 10% or 3>5	
1550	~138	12.66	6.16	155.5	12.1	.130	10.41	5.65	
1555	136	12.66	6.19	160.1	12.2	.140	9.65	4.01	
1600	136	12.66	6.22	166.1	12.2	.141	9.10	3.99	
1605	135	12.66	6.23	168.2	12.2	.142	8.99	3.75	

Sample(s) Collected	Time	Color	Odor	Preservative
ETPH	1610			

Well Purging-Groundwater Sampling Form

Weston & Sampson

Page 1 of 1

Project Name: Simsbury
Project #: EW621-1266
Date: 3/21/23
Well ID: MW-403
Well Diameter: 2"
Casing Type: PVC
Initial Depth to Water: 11.82'
Total Depth: 19.50
Screen Length: 10'
Pumping Method: LF-Peri
Tube Intake Set at: 15'
Depth to Water with Tube: 11.82'
Sampled By: WS
Tube Diameter: 0.25"
Notes:

Instrument Info
Flow Thru Cell: YSI
Turbidity Meter:

Condition	Visual ID		Well Cap		Lock		Collar	
	Y	(N)	(Y)	N	Y	(N)	(Good)	Damaged

Comments on Well Condition

Purge Start Time: 1512

Time	Flow	DTW	PH	ORP	Temp	SpC	DO	Turb	Comments
Units	mL\min	Ft.	Units	mV	°C	mS/cm	mg\L	NTU's	
Min	ml/min	Not to exceed 0.3'	+/- 0.1	+/- 10	+/- 3%	+/- 3%	+/- 10% or 3 >0.5	+/- 10% or 3>5	
1515	~140	11.84	6.12	157.7	12.8	.133	105.4	12.12	
1520	~135	11.85	6.14	163.8	12.2	.143	8.39	7.92	
1525	~135	11.85	6.16	166.9	12.1	.150	9.46	4.64	
1530	~135	11.85	6.18	169.6	12.2	.151	9.20	4.20	
1535	~135	11.85	6.19	170.5	12.2	.151	8.89	4.35	

Sample(s) Collected	Time	Color	Odor	Preservative
ETPH	1535			

Well Purging-Groundwater Sampling Form

Weston & Sampson

Page 1 of 1

Project Name: Simsbury Anc
Project #: ENG21-1266
Date: 3/21/23
Well ID: MW-400
Well Diameter: 2"
Casing Type: PVC
Initial Depth to Water: 10.82
Total Depth: 20.86
Screen Length: 10'
Pumping Method: Lf-pushthru pump
Tube Intake Set at: ~17'
Depth to Water with Tube: 10.83
Sampled By: RM
Tube Diameter: 1/4"
Notes:

Instrument Info
Flow Thru Cell: YSI
Turbidity Meter: Hach

Condition	Visual ID		Well Cap		Lock		Collar	
bad	Y	N	Y	N	Y	N	Good	Damaged

Comments on Well Condition: cap is broken, no hole

Purge Start Time: 1320

Time	Flow	DTW	PH	ORP	Temp	SpC	DO	Turb	Comments
Units	mL\min	Ft.	Units	mV	°C	mS/cm	mg\L	NTU's	
Min	ml/min	Not to exceed 0.3'	+/- 0.1	+/- 10	+/- 3%	+/- 3%	+/- 10% or 3 >0.5	+/- 10% or 3>5	
1325	700mL	10.82	5.89	734	9.9	0.175	12.68	1.30	
1330	700mL	10.82	5.86	731.6	9.8	0.178	12.53	0.56	
1335	700mL	10.82	5.89	730.0	9.8	0.177	12.51	3.06	
1340	700mL	10.82	5.86	740.0	9.8	0.176	12.53	2.09	
1345	700mL	10.82	5.85	730.3	9.8	0.176	12.55	2.00	

Sample(s) Collected	Time	Color	Odor	Preservative
ETPH	1345	Clear	none	none

Well Purging-Groundwater Sampling Form

Weston & Sampson

Page 1 of 1

Project Name: Simsbury Ave Project #: ENG21-1266 Date: 3/2/23
Well ID: MW-401 Well Diameter: 2" Casing Type: PVC
Initial Depth to Water: 10.47 Total Depth: 16.42 Screen Length: 10'
Pumping Method: Lf-peristaltic pump
Tube Intake Set at: 13' Depth to Water with Tube: ____ Sampled By: RM
Tube Diameter: 1/4" Notes: ____

Instrument Info
Flow Thru Cell: YSI Turbidity Meter: Hach

Condition	Visual ID		Well Cap		Lock		Collar	
Poor	Y	(N)	Y	(N)	Y	(N)	~~Good~~	Damaged

Comments on Well Condition: no cap, no collar

Purge Start Time: 1440

Time	Flow	DTW	PH	ORP	Temp	SpC	DO	Turb	Comments
Units	mL\min	Ft.	Units	mV	°C	mS/cm	mg\L	NTU's	
Min	ml/min	Not to exceed 0.3'	+/- 0.1	+/- 10	+/- 3%	+/- 3%	+/- 10% or 3 >0.5	+/- 10% or 3>5	
1445	190mL	10.63	6.67	715.6	10.2	0.208	11.03	8.66	
1450	190mL	10.63	5.46	720.6	10.2	0.216	10.66	6.16	
1455	190mL	10.63	5.93	722.1	10.2	0.217	10.58	5.92	
1500	190mL	10.63	5.87	724.9	10.0	0.222	10.62	4.32	
1505	190mL	10.63	5.86	724.6	10.1	0.222	10.64	4.00	

Sample(s) Collected	Time	Color	Odor	Preservative
ETPH	1505	clear	none	none

Well Purging-Groundwater Sampling Form

Weston & Sampson

Page 1 of 1

Project Name: Simsbury Arc
Project #: ENG21-1266
Date: 3/2/23
Well ID: MW-101
Well Diameter: 2"
Casing Type: PVC
Initial Depth to Water: 7.80
Total Depth: ~~2"~~ 14.45
Screen Length: ~~8~~ 10'
Pumping Method: LF-peristaltic pump
Tube Intake Set at: 11'
Depth to Water with Tube: 7.81
Sampled By: RM
Tube Diameter: 1/4"
Notes:

Instrument Info
Flow Thru Cell: YSI
Turbidity Meter: Hach

Condition	Visual ID		Well Cap		Lock		Collar	
ok ~~poor~~	Y	N	Y	N	Y	N	Good	Damaged

Comments on Well Condition: * Cap was 20' from well

Purge Start Time: 1400

Time	Flow	DTW	PH	ORP	Temp	SpC	DO	Turb	Comments
Units	mL\min	Ft.	Units	mV	°C	mS/cm	mg\L	NTU's	
Min	ml/min	Not to exceed 0.3'	+/- 0.1	+/- 10	+/- 3%	+/- 3%	+/- 10% or 3 >0.5	+/- 10% or 3>5	
1405	160mL	8.00	6.08	205.3	12.7	0.810	11.93		Blow down
1410	160mL	8.16	5.76	227.3	12.3	0.813	10.43		
1415	160mL	8.21	5.74	228.3	12.4	0.803	10.27		
1420	160mL	8.25	5.73	229.3	12.4	0.802	10.22		
1425	160mL	8.30	5.70	230.6	12.5	0.801	10.22		

Sample(s) Collected	Time	Color	Odor	Preservative
ETPH	1425	Clear	none	none

Well Purging-Groundwater Sampling Form

Weston & Sampson

Page 1 of 1

Project Name: Simsbury Area Project #: ENG21-1266 Date: 3/21/23
Well ID: MW-202 Well Diameter: 2" Casing Type: PVC
Initial Depth to Water: 8.84 Total Depth: 18.75 Screen Length: 10'
Pumping Method: LF-peristaltic pump
Tube Intake Set at: 18.75 Depth to Water with Tube: 8.65 Sampled By: RM
Tube Diameter: 1/4" Notes:

Instrument Info
Flow Thru Cell YSI Turbidity Meter Hach

Condition	Visual ID		Well Cap		Lock		Collar	
prior ~~Dust~~	Y	(N)	Y	(N)	Y	(N)	(Good)	Damaged

Comments on Well Condition Broken/missing cap, no bolts

Purge Start Time 1315

Time	Flow	DTW	PH	ORP	Temp	SpC	DO	Turb	Comments
Units	mL\min	Ft.	Units	mV	°C	mS/cm	mg\L	NTU's	
Min	ml/min	Not to exceed 0.3'	+/- 0.1	+/- 10	+/- 3%	+/- 3%	+/- 10% or 3 >0.5	+/- 10% or 3>5	
1320	190mL	8.84	5.92	203.3	13.3	0.638	10.50	3.47	
1325	190mL	8.85	5.76	215.3	13.4	0.637	10.24	5.38	
1330	190mL	8.85	5.69	219.3	13.5	0.636	10.12	4.31	
1335	190mL	8.85	5.69	220.6	13.3	0.631	10.13	4.21	
1340	190mL	8.85	5.69	221.0	13.3	0.632	10.14	4.11	

Sample(s) Collected	Time	Color	Odor	Preservative
ETPH	1340	Clear	none	None

Dup-1

Well Purging-Groundwater Sampling Form

Weston & Sampson

Page 1 of 1

Project Name: Simsbury Ave Project #: ENG21-1266 Date: 3/21/23
Well ID: MW-203 Well Diameter: 2" Casing Type: PVC
Initial Depth to Water: 9.35 Total Depth: 14.14 Screen Length: 10'
Pumping Method: LF-peristaltic pump
Tube Intake Set at: 11' Depth to Water with Tube: 9.36 Sampled By: RM
Tube Diameter: 1/4" Notes:

Instrument Info
Flow Thru Cell YSI Turbidity Meter Hach

Condition	Visual ID		Well Cap		Lock		Collar	
good	Y	(N)	(Y)	N	Y	(N)	(Good)	Damaged

Comments on Well Condition 1 Bolt broken

Purge Start Time 1230

Time	Flow	DTW	PH	ORP	Temp	SpC	DO	Turb	Comments
Units	mL\min	Ft.	Units	mV	°C	mS/cm	mg\L	NTU's	
Min	ml/min	Not to exceed 0.3'	+/- 0.1	+/- 10	+/- 3%	+/- 3%	+/- 10% or 3 >0.5	+/- 10% or 3>5	
1235	150mL	9.36	6.79	176.3	13.9	0.570	9.65	28.6	
1240	150mL	9.36	5.76	205.5	13.60	0.556	9.46	26.0	
1245	150mL	9.36	5.73	207.6	13.60	0.553	9.44	4.12	
1250	150mL	9.36	5.77	209.1	13.60	0.536	9.41	3.00	
1255	150mL	9.36	5.80	209.6	13.6	0.536	9.40	3.09	

Sample(s) Collected	Time	Color	Odor	Preservative
ETOH	1255	clear	none	none

Well Purging-Groundwater Sampling Form

Weston & Sampson

Page 1 of 1

Project Name: Simsbury Inc
Project #: EN621-1266
Date: 3/21/23
Well ID: MW-2A
Well Diameter: ~~2"~~ 4"
Casing Type: PVC
Initial Depth to Water: 10.80
Total Depth: 25.75
Screen Length:
Pumping Method: LF-peristaltic pump
Tube Intake Set at: 70'
Depth to Water with Tube: 10.82
Sampled By: RM
Tube Diameter: 1/4"
Notes:

Instrument Info
Flow Thru Cell: YSI
Turbidity Meter: Hach

Condition	Visual ID		Well Cap		Lock		Collar	
OK	Y	(N)	(Y)	N	Y	(N)	(Good)	Damaged

Comments on Well Condition: no bolts

Purge Start Time: 1145

Time	Flow	DTW	PH	ORP	Temp	SpC	DO	Turb	Comments
Units	mL\min	Ft.	Units	mV	°C	mS/cm	mg\L	NTU's	
Min	ml/min	Not to exceed 0.3'	+/- 0.1	+/- 10	+/- 3%	+/- 3%	+/- 10% or 3 >0.5	+/- 10% or 3>5	
1150	180mL	10.82	5.91	226.9	13.5	0.552	8.10	4.47	
1155	180mL	10.82	5.83	230.9	13.6	0.552	8.05	4.29	
1200	180mL	10.82	5.54	238.3	13.6	0.554	8.03	3.68	
1205	180mL	10.82	5.52	238.2	13.7	0.554	7.79	3.00	
1210	180mL	10.82	5.51	237.6	13.6	0.555	7.92	2.98	
1215	180mL	10.82	5.50	237.5	13.6	0.555	7.80	2.47	

Sample(s) Collected	Time	Color	Odor	Preservative
ETPH	1215	Clear	None	None

\\wse03.local\WSE\Depts\EGE\CT Remediation Templates\Monitoring well Data SheetsTemplate

Well Purging-Groundwater Sampling Form

Weston & Sampson

Page 1 of 1

Project Name: Simsbury Ave Project #: ENG21-1266 Date: 3/21/23
Well ID: MW-11A Well Diameter: 2" Casing Type: PVC
Initial Depth to Water: 8.63 Total Depth: 15.13 Screen Length: 10'
Pumping Method: LF-peristaltic pump
Tube Intake Set at: 12' Depth to Water with Tube: ~~8.65~~ Sampled By: RM
Tube Diameter: 1/4" Notes:

Instrument Info
Flow Thru Cell: YSI Turbidity Meter: ~~Hach~~ Hach

Condition	Visual ID		Well Cap		Lock		Collar	
	Y	N	Y	N	Y	N	Good	Damaged
OK		(N)	(Y)			(N)	(Good)	

Comments on Well Condition: 1 Broken bolt

Purge Start Time: 1105

Time	Flow	DTW	PH	ORP	Temp	SpC	DO	Turb	Comments
Units	mL\min	Ft.	Units	mV	°C	mS/cm	mg\L	NTU's	
Min	ml/min	Not to exceed 0.3'	+/- 0.1	+/- 10	+/- 3%	+/- 3%	+/- 10% or 3 >0.5	+/- 10% or 3>5	
1110	170mL	8.63	6.38	209.7	11.7	0.349	11.78	10.06	
1115	170mL	8.63	6.55	211.5	11.7	0.345	11.76	6.41	
1120	170mL	8.63	6.32	225.6	11.8	0.350	11.35	6.59	
1125	170mL	8.63	6.21	231.9	11.7	0.336	11.31	4.22	
1130	170mL	8.63	6.18	233.5	11.8	0.340	11.32	4.00	

Sample(s) Collected	Time	Color	Odor	Preservative
ETOH	1130	Clear	none	none

Well Purging-Groundwater Sampling Form

Weston & Sampson

Page 1 of 1

Project Name: Simsbury AMC
Project #: EN621-1266
Date: 3/21/23
Well ID: MW-10
Well Diameter: 2"
Casing Type: PVC
Initial Depth to Water: 9.82
Total Depth: 15.48'
Screen Length:
Pumping Method: LF-peristaltic pump
Tube Intake Set at: 12'
Depth to Water with Tube: 9.83
Sampled By: RM
Tube Diameter: 1/4"
Notes:

Instrument Info
Flow Thru Cell: YSI
Turbidity Meter: Hach

Condition	Visual ID		Well Cap		Lock		Collar	
Good	Y	(N)	(Y)	N	Y	(N)	(Good)	Damaged

Comments on Well Condition

Purge Start Time: 1010

Time	Flow	DTW	PH	ORP	Temp	SpC	DO	Turb	Comments
Units	mL\min	Ft.	Units	mV	°C	mS/cm	mg\L	NTU's	
Min	ml/min	Not to exceed 0.3'	+/- 0.1	+/- 10	+/- 3%	+/- 3%	+/- 10% or 3 >0.5	+/- 10% or 3>5	SPC mS/cm
1015	160mL	9.83	6.41	419.4	12.2	~~0.143~~	9.62	3.42	0.698
1020	160mL	9.85	6.35	334.7	12.3	~~0.144~~	9.32	3.27	0.678
1025	160mL	9.85	6.20	296.0	12.1	~~0.146~~	8.77	3.37	0.666
1030	160mL	9.85	6.10	285.6	12.1	~~0.148~~	9.11	3.00	0.659
1035	160mL	9.85	6.08	279.6	12.2	—	8.99	2.68	0.659
1040	160mL	9.85	6.07	275.3	12.3	—	8.95	2.90	0.659

Sample(s) Collected	Time	Color	Odor	Preservative
ETPH	1040	Clear	None	None

Well Purging-Groundwater Sampling Form

Weston & Sampson

Page 1 of 1

Project Name: Eversource Simsbury Project #: ENG21-1266 Date: 6-22-23
Well ID: MW-400 Well Diameter: 2" Casing Type: PVC
Initial Depth to Water: 11.36 Total Depth: 20.78 Screen Length:
Pumping Method: LF. peristaltic pump
Tube Intake Set at: 16' Depth to Water with Tube: 11.36 Sampled By: MP
Tube Diameter: 1/4" Notes:

Instrument Info
Flow Thru Cell: horiba Turbidity Meter: Micro TPW

Condition	Visual ID		Well Cap		Lock		Collar	
OK	Y	N	Y	N	Y	N	Good	Damaged

Comments on Well Condition: well cover chipped, no bolts

Purge Start Time: 1135

Time	Flow	DTW	PH	ORP	Temp	SpC	DO	Turb	Comments
Units	mL\min	Ft.	Units	mV	°C	mS/cm	mg\L	NTU's	
Min	ml/min	Not to exceed 0.3'	+/- 0.1	+/- 10	+/- 3%	+/- 3%	+/- 10% or 3 >0.5	+/- 10% or 3>5	
1139	~135	11.36	6.09	203	20.20	0.186	10.25	28.05	
1144		11.36	6.06	214	17.31	0.196	8.53	27.46	
1149		11.36	6.07	216	17.05	0.202	8.77	32.46	
1154		11.36	6.08	217	16.81	0.191	8.82	46.50	
1159		11.36	6.07	219	16.85	0.181	8.97	5.36	
1204		11.36	6.07	219	17.22	0.180	8.83	3.28	
1209		11.36	6.09	219	17.31	0.177	8.81	2.88	

Sample(s) Collected	Time	Color	Odor	Preservative
ETPH	1212	very	None	
		sight sheen		

Well Purging-Groundwater Sampling Form

Weston & Sampson

Page 1 of 1

Project Name: Eversource Simsbury Project #: ENG21-1266 Date: 6-22-23
Well ID: MW-401 Well Diameter: 2" Casing Type:
Initial Depth to Water: 11.13 Total Depth: 16.25 Screen Length:
Pumping Method: LF peristaltic pump
Tube Intake Set at: 13.5' Depth to Water with Tube: 11.13 Sampled By: MP
Tube Diameter: 1/4" Notes:

Instrument Info
Flow Thru Cell horiba Turbidity Meter MicroTPW

Condition	Visual ID		Well Cap		Lock		Collar	
needs work	(Y)	N	(Y)	N	Y	(N)	Good	(Damaged)

Comments on Well Condition No well cover

Purge Start Time 1236

Time	Flow	DTW	PH	ORP	Temp	SpC	DO	Turb	Comments
Units	mL\min	Ft.	Units	mV	°C	mS/cm	mg\L	NTU's	
Min	ml/min	Not to exceed 0.3'	+/- 0.1	+/- 10	+/- 3%	+/- 3%	+/- 10% or 3 >0.5	+/- 10% or 3>5	
1238	~135	11.14	6.18	192	22.50	0.427	8.51	7.76	
1243		11.14	5.90	215	21.20	0.446	6.97	5.64	
1248		11.14	5.89	219	20.56	0.455	6.95	4.13	
1253		11.14	5.89	219	20.35	0.469	6.99	2.11	
1258		11.14	5.91	216	20.17	0.469	7.22	0.46	

Sample(s) Collected	Time	Color	Odor	Preservative
ETPH	1300	None	None	—

Well Purging-Groundwater Sampling Form

Weston & Sampson

Page 1 of 1

Project Name: Eversource Simsbury Project #: ENG21-1266 Date: 6-22-23
Well ID: MW-402 Well Diameter: 2" Casing Type: PVC
Initial Depth to Water: 13.19 Total Depth: 22.35 Screen Length:
Pumping Method: LF - peristaltic pump
Tube Intake Set at: 17' Depth to Water with Tube: 13.18 Sampled By: MP
Tube Diameter: 1/4" Notes:

Instrument Info
Flow Thru Cell horiba Turbidity Meter MicroTPW

Condition	Visual ID		Well Cap		Lock		Collar	
good	Y	N	Y	N	Y	N	Good	Damaged

Comments on Well Condition

Purge Start Time 1005

Time	Flow	DTW	PH	ORP	Temp	SpC	DO	Turb	Comments
Units	mL\min	Ft.	Units	mV	°C	mS/cm	mg\L	NTU's	
Min	ml/min	Not to exceed 0.3'	+/- 0.1	+/- 10	+/- 3%	+/- 3%	+/- 10% or 3 >0.5	+/- 10% or 3>5	
1003	~135	13.19	6.47	183	16.95	0.039	10.75	1.00	
1013		13.19	6.02	213	15.39	0.039	9.61	1.09	
1018		13.19	5.93	218	14.92	0.047	9.97	2.54	
1023		13.19	5.91	223	14.53	0.045	9.67	3.57	
1028		13.19	5.91	226	14.23	0.044	9.86	2.50	
1033		13.19	5.91	229	14.15	0.044	9.72	0.89	

Sample(s) Collected	Time	Color	Odor	Preservative
EPH	1035	None	None	-

Well Purging-Groundwater Sampling Form

Weston & Sampson

Page 1 of 1

Project Name: Eversource-Simsbury Project #: ENG21-1266 Date: 6-22-23
Well ID: MW-403 Well Diameter: 2" Casing Type: PVC
Initial Depth to Water: 12.35 Total Depth: 22.31 Screen Length:
Pumping Method: LF- peristaltic pump
Tube Intake Set at: 17' Depth to Water with Tube: 12.35 Sampled By: MP
Tube Diameter: 1/4" Notes:

Instrument Info
Flow Thru Cell Horiba Turbidity Meter Micro TPW

Condition	Visual ID		Well Cap		Lock		Collar	
good	Y	(N)	(Y)	N	Y	(N)	(Good)	Damaged

Comments on Well Condition

Purge Start Time 0839

Time	Flow	DTW	PH	ORP	Temp	SpC	DO	Turb	Comments
Units	mL\min	Ft.	Units	mV	°C	mS/cm	mg\L	NTU's	
Min	ml/min	Not to exceed 0.3'	+/- 0.1	+/- 10	+/- 3%	+/- 3%	+/- 10% or 3 >0.5	+/- 10% or 3>5	
0843	~120	12.37	6.55	159	18.99	0.090	4.22	10.2	
0848	↓	12.37	6.09	169	17.35	0.095	1.82	7.48	
0853		12.37	6.04	178	17.19	0.087	1.61	3.94	
0858		12.37	6.04	183	16.85	6.091	1.69	2.99	
0903		12.37	6.04	184	16.54	0093	1.66	2.65	
0908		12.37	6.05	186	16.60	6.093	≈1.71	1.68	

Sample(s) Collected	Time	Color	Odor	Preservative
ETPH	0910	Slight	None	—
DUP-01		Silvery Sheen		

Well Purging-Groundwater Sampling Form

Weston & Sampson

Page 1 of 1

Project Name: Eversource-Simsbury Project #: ENG21-1266 Date: 6-22-23
Well ID: MW-6 Well Diameter: 2" Casing Type: PVC
Initial Depth to Water: 9.48 Total Depth: 15.48 Screen Length:
Pumping Method: LF-peristaltic pump
Tube Intake Set at: 12.5' Depth to Water with Tube: 9.48 Sampled By: MP
Tube Diameter: 1/4 Notes:

Instrument Info
Flow Thru Cell horiba Turbidity Meter Microtrw

Condition	Visual ID		Well Cap		Lock		Collar	
needs work	Y	N	Y	N	Y	N	Good	Damaged

Comments on Well Condition cover damaged

Purge Start Time 1409

Time	Flow	DTW	PH	ORP	Temp	SpC	DO	Turb	Comments
Units	mL\min	Ft.	Units	mV	°C	mS/cm	mg\L	NTU's	
Min	ml/min	Not to exceed 0.3'	+/- 0.1	+/- 10	+/- 3%	+/- 3%	+/- 10% or 3 >0.5	+/- 10% or 3>5	
1412	~135	9.48	6.53	166	25.08	0.224	8.93	0.65	
1417		9.48	6.47	177	22.65	0.223	7.44	1.23	
1422		9.48	6.58	182	21.73	0.241	7.68	3.37	
1427		9.48	6.58	185	20.81	0.230	7.77	1.58	
1432		9.48	6.63	187	20.75	0.235	7.54	1.33	
1437		9.48	6.61	191	20.92	0.237	7.43	1.53	

Sample(s) Collected	Time	Color	Odor	Preservative
ETPH	1440	very sight	None sheen	—

Well Purging-Groundwater Sampling Form

Weston & Sampson

Page 1 of 1

Project Name: Eversource-Simsbury Project #: ENG21-1266 Date: 6-22-23
Well ID: MW-101 Well Diameter: 2" Casing Type: PVC
Initial Depth to Water: 8.19 Total Depth: 15.32 Screen Length:
Pumping Method: LF. peristaltic Pump
Tube Intake Set at: Depth to Water with Tube: 8.19 Sampled By: MP
Tube Diameter: 1/4" Notes:

Instrument Info
Flow Thru Cell: horiba Turbidity Meter: MICRO TPW

Condition	Visual ID		Well Cap		Lock		Collar	
good	Y	N	Y	N	Y	N	Good	Damaged

Comments on Well Condition: no bolts

Purge Start Time: 1622

Time	Flow	DTW	PH	ORP	Temp	SpC	DO	Turb	Comments
Units	mL\min	Ft.	Units	mV	°C	mS/cm	mg\L	NTU's	
Min	ml/min	Not to exceed 0.3'	+/- 0.1	+/- 10	+/- 3%	+/- 3%	+/- 10% or 3 >0.5	+/- 10% or 3>5	
1624	~135	8.98	6.80	156	23.73	0.555	7.24	83.22	
1629		9.38	6.27	187	22.45	0.343	6.10	32.30	
1634		10.69	6.18	200	~~21.17~~	0.363	6.31	11.74	
1639		11.31	6.16	206	20.95	0.363	6.23	18.36	
									sampled due to excess drawdown

Sample(s) Collected	Time	Color	Odor	Preservative
ETPH	1640	Lt brown	None	—

Well Purging-Groundwater Sampling Form

Weston & Sampson

Page 1 of 1

Project Name: Eversource Simsbury Project #: ENG 21-12466 Date: 6-22-23
Well ID: MW-102 Well Diameter: 2" Casing Type: PVC
Initial Depth to Water: 15.49 Total Depth: 20.24 Screen Length:
Pumping Method: LF peristaltic pump
Tube Intake Set at: Depth to Water with Tube: 15.50 Sampled By: MP
Tube Diameter: 1/4" Notes:

Instrument Info
Flow Thru Cell horiba Turbidity Meter MicroTPW

Condition	Visual ID		Well Cap		Lock		Collar	
OK	Y	N	Y	N	Y	N	Good	Damaged

Comments on Well Condition No bolts

Purge Start Time 1518

Time	Flow	DTW	PH	ORP	Temp	SpC	DO	Turb	Comments
Units	mL\min	Ft.	Units	mV	°C	mS/cm	mg\L	NTU's	
Min	ml/min	Not to exceed 0.3'	+/- 0.1	+/- 10	+/- 3%	+/- 3%	+/- 10% or 3 >0.5	+/- 10% or 3>5	
1522	133	16.50	6.27	200	24.75	0.364	17.50	6.50	
1527	↓	17.21	6.31	209	021.83	0.376	7.26	10.13	
1532		18.11	6.34	212	21.43	0.380	5.25	1.9.28	
									Sampled due to drawdown
									Went dry during ETPH sampling - only Submitted 12

Sample(s) Collected	Time	Color	Odor	Preservative
ETPH	1535	light brown	none	-
VOCs	" "	" "	"	HCl
		cloudy		

Well Purging-Groundwater Sampling Form

Weston & Sampson

Page 1 of 1

Project Name: Eversource - Simsbury Project #: ENG21-1266 Date: 6-22-23
Well ID: COA-3 Well Diameter: 2" Casing Type: PVC
Initial Depth to Water: 16.24 Total Depth: 17.30 Screen Length:
Pumping Method: peristaltic ~~grab~~ pump
Tube Intake Set at: 17' Depth to Water with Tube: 16.24 Sampled By: MP
Tube Diameter: 1/4" Notes:

Instrument Info
Flow Thru Cell ~~grab~~ horiba Turbidity Meter ~~grab~~ Micro TPW

Condition	Visual ID		Well Cap		Lock		Collar	
good	Y	(N)	(Y)	N	Y	(N)	(Good)	Damaged

Comments on Well Condition

Purge Start Time 1550

Time	Flow	DTW	PH	ORP	Temp	SpC	DO	Turb	Comments
Units	mL\min	Ft.	Units	mV	°C	mS/cm	mg\L	NTU's	
Min	ml/min	Not to exceed 0.3'	+/- 0.1	+/- 10	+/- 3%	+/- 3%	+/- 10% or 3 >0.5	+/- 10% or 3>5	
1555	~135	16.50	6.54	171	22.62	0.547	7.49	7.31	
									insufficient volume to low flow

Sample(s) Collected	Time	Color	Odor	Preservative
PFAS	1600	slightly brown	None	—

Well Purging-Groundwater Sampling Form

Weston&Sampson

Page 1 of 1

Project Name: Eversource, Simsbury Project #: EN521-12#66 Date: 6-22-23
Well ID: MW-4R Well Diameter: 2" Casing Type: PVC
Initial Depth to Water: 9.71 Total Depth: 10.65 Screen Length:
Pumping Method: E
Tube Intake Set at: Depth to Water with Tube: Sampled By:
Tube Diameter: Notes:

Instrument Info
Flow Thru Cell Turbidity Meter

Condition	Visual ID		Well Cap		Lock		Collar	
	Y	N	Y	N	Y	N	Good	Damaged

Comments on Well Condition

Purge Start Time

Time	Flow	DTW	PH	ORP	Temp	SpC	DO	Turb	Comments
Units	mL\min	Ft.	Units	mV	°C	mS/cm	mg\L	NTU's	
Min	ml/min	Not to exceed 0.3'	+/- 0.1	+/- 10	+/- 3%	+/- 3%	+/- 10% or 3 >0.5	+/- 10% or 3>5	

Simsbury AWC Gauging Data Sheet

Date: 9/19/2023

Measured by: WILL SIROTNAK

Well	Well Depth (ft. btoc)	Depth to Oil (ft. btoc)	Depth to Water (ft. btoc)	Time	Well Diameter (inches)	Comments
RW-1	18.00	NA	8.50	925	6	
MW-2A	22.35	NA	11.07	852	4	
MW-4R	13.57	—	DRY	853	2	DRY
MW-6	16.80	NA	9.39	854	2	
MW-8	16.47	NA	DRY	855	2	DRY
MW-10	15.70	NA	10.22	857	2	
MW-11A	13.16	NA	9.04	900	4	
MW-15	14.38	NA	11.13	831	4	
MW-16	14.20'	NA	10.10	832	2	
MW-T1	16.75	NA	7.30	902	4	
MW-T2	16.82	NA	7.35	903	4	
MW-T3	16.90	NA	9.82	905	4	
MW-T5	16.92	NA	6.58	906	2	
MW-T6	16.92	NA	6.86	907	2	
TRW-1	17.06	NA	7.70	910	4	
CCA-1	13.96	NA	8.65	810	2	
CCA-2	19.79	NA	9.58	920	2	
CCA-3	17.29	NA	14.61	915	2	
CCA-4	19.03	NA	7.34	850	2	
CCA-5	19.17	NA	11.05	818	2	
CCA-6	18.00	NA	7.22	830	2	
MW-SA-South (R)	22.21	NA	12.10	825	2	
MW-SA-North (R)	22.15	NA	10.76	827	2	
MW-310	20.00'	NA	14.10	845	2	
MW-200	18.00'	NA	10.82	870	2	
MW-201	18.00'	NA	8.61	840	2	
MW-202	19.00'	NA	9.70	841	2	
MW-203	20.00'	NA	—	843	2	COULD NOT OPEN BUT SHOWED
MW-101	15.50'	NA	8.13	837	2	
MW-102	17.00'	NA	13.90	914	2	
MW-400	20.05'	NA	11.32	836	2	
MW-401	17.00'	NA	11.13	859	2	
MW-402	19.00'	NA	13.02	817	2	
MW-403	19.50'	NA	12.28	815	2	

General Comments

NO OIL/PRODUCT ENCOUNTERED

Well Purging-Groundwater Sampling Form

Weston & Sampson

Page 1 of 1

Project Name: Simsbury Ave
Project #: FN621-1266
Date: 9/19/23
Well ID: CCA 3
Well Diameter: 2"
Casing Type: PVC
Initial Depth to Water: 14.61
Total Depth: ~17.00
Screen Length: NA
Pumping Method: LF - PERISTALTIC
Tube Intake Set at: 16.75'
Depth to Water with Tube: 14.61'
Sampled By: WS
Tube Diameter: 0.25"
Notes:

Instrument Info
Flow Thru Cell: HORIBA
Turbidity Meter: HORIBA

Condition	Visual ID		Well Cap		Lock		Collar	
	Y	N	Y	N	Y	N	Good	Damaged

Comments on Well Condition: Low water slow recharge - straight to sampling @ 1340

Purge Start Time: 1327

Time	Flow	DTW	PH	ORP	Temp	SpC	DO	Turb	Comments
Units	mL\min	Ft.	Units	mV	°C	mS/cm	mg\L	NTU's	
Min	ml/min	Not to exceed 0.3'	+/- 0.1	+/- 10	+/- 3%	+/- 3%	+/- 10% or 3 >0.5	+/- 10% or 3>5	
1330	135	14.90	5.33	120	20.45	.654	6.60	26.1	
1335	135	15.10	5.18	139	20.55	.613	7.13	19.1	

Sample(s) Collected	Time	Color	Odor	Preservative
PAHs	1340			

Well Purging-Groundwater Sampling Form

Weston & Sampson

Page 1 of 1

Project Name: Simsbury AWC Project #: ENG 21-1266 Date: 9/19/23
Well ID: MW-6 Well Diameter: 2" Casing Type: PVC
Initial Depth to Water: 9.59 Total Depth: 15.48 Screen Length: ~
Pumping Method: Peristaltic Pump
Tube Intake Set at: 13' Depth to Water with Tube: 9.59 Sampled By: SK
Tube Diameter: 1/4" Notes:

Instrument Info
Flow Thru Cell: Horiba U52 Turbidity Meter: Horiba U52

Condition	Visual ID		Well Cap		Lock		Collar	
							Good	Damaged
Fair	(Y)	N	(Y)	N	Y	(N)	(Good)	

Comments on Well Condition: Lid is cracked around bolts, but seats firmly

Purge Start Time: 1253

Time	Flow	DTW	PH	ORP	Temp	SpC	DO	Turb	Comments
Units	mL\min	Ft.	Units	mV	°C	mS/cm	mg\L	NTU's	
Min	ml/min	Not to exceed 0.3'	+/- 0.1	+/- 10	+/- 3%	+/- 3%	+/- 10% or 3 >0.5	+/- 10% or 3>5	
1300	180	9.60	6.16	152	24.75	0.077	8.17	0.0	
1303	180	9.60	6.10	157	24.68	0.067	6.47	0.3	
1306	180	9.60	6.02	163	24.37	0.066	6.40	0.1	
1309	180	9.60	6.00	169	24.12	0.058	6.33	0.3	
1312	180	9.60	6.00	174	23.94	0.056	6.22	0.0	
1315	180	9.60	5.99	177	23.82	0.056	6.16	0.0	

Sample(s) Collected	Time	Color	Odor	Preservative
ETPH	1320	Clear	none	none

Well Purging-Groundwater Sampling Form

Weston & Sampson

Page 1 of 1

Project Name: Simsbury AWL
Project #: ENG21-1266
Date: 9/19/23
Well ID: MW-101
Well Diameter: 2"
Casing Type: PVC
Initial Depth to Water: 8.13'
Total Depth: 15.31
Screen Length: ~~10'~~
Pumping Method: Peristaltic Pump
Tube Intake Set at: 12'
Depth to Water with Tube: 8.13
Sampled By: SK
Tube Diameter: 1/4"
Notes:

Instrument Info
Flow Thru Cell: Horiba U52
Turbidity Meter: Horiba U52

Condition	Visual ID		Well Cap		Lock		Collar	
Fair	(Y)	N	(Y)	N	Y	(N)	(Good)	Damaged

Comments on Well Condition: Missing bolts

Purge Start Time: 1122

Time	Flow	DTW	PH	ORP	Temp	SpC	DO	Turb	Comments
Units	mL\min	Ft.	Units	mV	°C	mS/cm	mg\L	NTU's	
Min	ml/min	Not to exceed 0.3'	+/- 0.1	+/- 10	+/- 3%	+/- 3%	+/- 10% or 3 >0.5	+/- 10% or 3>5	
1129	180	10.60	5.98	168	23.41	0.347	6.03	52.8	*pause to drain flow through cell
1140	180	10.12	6.05	157	23.72	0.341	5.22	47.5	
1143	180	10.45	6.00	164	23.62	0.339	5.00	35.1	due to
1146	180	10.78	5.97	166	23.51	0.341	5.08	32.5	*sediment
									↑ build up
									* Sampling early due to fast drawing down

Sample(s) Collected	Time	Color	Odor	Preservative
ETPH	1150	Slightly cloudy	none	none

Well Purging-Groundwater Sampling Form

Weston & Sampson

Page 1 of 1

Project Name: AWC - Simsbury
Project #: EN621-1266
Date: 9/19/23
Well ID: MW-102
Well Diameter: 2"
Casing Type: PVC
Initial Depth to Water: 13.90'
Total Depth: 20.04'
Screen Length: 10'
Pumping Method: Peristaltic Pumping
Tube Intake Set at: 18'
Depth to Water with Tube: 13.91
Sampled By: SK
Tube Diameter: 1/4"
Notes:

Instrument Info
Flow Thru Cell: Horiba U52
Turbidity Meter: Horiba U52

Condition	Visual ID		Well Cap		Lock		Collar	
Fair	(Y)	N	(Y)	N	Y	(N)	(Good)	Damaged

Comments on Well Condition: No bolts

Purge Start Time: 1358

Time	Flow	DTW	PH	ORP	Temp	SpC	DO	Turb	Comments
Units	mL\min	Ft.	Units	mV	°C	mS/cm	mg\L	NTU's	
Min	ml/min	Not to exceed 0.3'	+/- 0.1	+/- 10	+/- 3%	+/- 3%	+/- 10% or 3 >0.5	+/- 10% or 3>5	
1404	180	14.92	6.19	180	22.25	0.290	8.56	5.0	
1407	180	15.31	6.20	178	21.90	0.298	7.10	6.2	
									- Sampling early due to fast drawing down

Sample(s) Collected	Time	Color	Odor	Preservative
ETPH	1410	Slightly cloudy	none	none

Well Purging-Groundwater Sampling Form

Weston & Sampson

Page 1 of 1

Project Name: Simsbury AWC
Project #: ENG21-1266
Date: 9/19/23
Well ID: MW-400
Well Diameter: 2"
Casing Type: 2" PVC
Initial Depth to Water: 11.32'
Total Depth: 20.58'
Screen Length: 10'
Pumping Method: Peristaltic Pump
Tube Intake Set at: 16"
Depth to Water with Tube: 11.32'
Sampled By: SK
Tube Diameter: 1/4"
Notes:

Instrument Info
Flow Thru Cell: Horiba U-52
Turbidity Meter: Horiba U-52

Condition	Visual ID		Well Cap		Lock		Collar	
Fair	(Y)	N	(Y)	N	Y	(N)	(Good)	Damaged

Comments on Well Condition: Missing bolts

Purge Start Time: 0915

Time	Flow	DTW	PH	ORP	Temp	SpC	DO	Turb	Comments
Units	mL\min	Ft.	Units	mV	°C	mS/cm	mg\L	NTU's	
Min	ml/min	Not to exceed 0.3'	+/- 0.1	+/- 10	+/- 3%	+/- 3%	+/- 10% or 3 >0.5	+/- 10% or 3>5	
0920	160	11.33	5.76	153	17.89	0.112	9.76	3.4	
0923	160	11.33	5.79	154	17.94	0.111	9.68	3.2	
0926	160	11.33	5.84	154	18.00	0.114	9.58	2.8	
0929	160	11.33	5.79	161	18.16	0.102	9.42	2.7	
0932	160	11.33	5.86	159	18.12	0.097	9.43	2.0	
0935	160	11.33	5.77	160	18.19	0.096	9.43	1.8	
0938	160	11.33	5.79	165	18.21	0.095	9.38	1.1	

Sample(s) Collected	Time	Color	Odor	Preservative
ETPH	0940	Clear	none	none

Well Purging-Groundwater Sampling Form

Weston & Sampson

Page 1 of 1

Project Name: Simsbury AWC
Project #: EN621-126C
Date: 9/19/23
Well ID: MW-401
Well Diameter: 2"
Casing Type: 2" PVC
Initial Depth to Water: 11.13
Total Depth: 16.19
Screen Length: 10'
Pumping Method: Peristaltic pump
Tube Intake Set at: 14'
Depth to Water with Tube: 11.13
Sampled By: SK
Tube Diameter: 1/4"
Notes:

Instrument Info
Flow Thru Cell: Horiba U52 Turbidity Meter: Horiba U52

Condition	Visual ID		Well Cap		Lock		Collar	
Poor	(Y)	N	(Y)	N	Y	(N)	(Good)	Damaged

Comments on Well Condition: Missing Lid, Grown in w/ weeds

Purge Start Time: 1015

Time	Flow	DTW	PH	ORP	Temp	SpC	DO	Turb	Comments
Units	mL\min	Ft.	Units	mV	°C	mS/cm	mg\L	NTU's	
Min	ml/min	Not to exceed 0.3'	+/- 0.1	+/- 10	+/- 3%	+/- 3%	+/- 10% or 3 >0.5	+/- 10% or 3>5	
1019	160	11.14	5.94	158	23.39	0.129	6.30	0.6	
1022	160	11.14	5.92	161	22.90	0.134	5.77	0.9	
1025	160	11.14	5.86	167	22.40	0.116	5.68	0.6	
1028	160	11.14	5.92	168	21.92	0.112	5.76	0.0	
1031	160	11.14	5.89	170	21.60	0.115	5.87	0.0	
1034	160	11.14	5.86	173	21.38	0.138	5.86	0.2	
1037	160	11.14	5.84	175	21.31	0.154	5.85	0.0	
1040	160	11.14	5.86	176	21.25	0.158	5.84	0.0	
1043	160	11.14	5.84	176	21.19	0.164	5.84	0.0	- SpC is stabilizing after a brief pump, all other parameters have stabilized, sampling

Sample(s) Collected	Time	Color	Odor	Preservative
ETPH	1045	clear	none	none

ATTACHMENT B

Laboratory Reports

con-test®
A Pace Analytical® Laboratory

39 Spruce Street * East Longmeadow, MA 01028 * FAX 413/525-6405 * TEL. 413/525-2332

April 3, 2023

Laura Yellen
Weston & Sampson
712 Brook Street, Suite 103
Rocky Hill, CT 06067

Project Location: Simsbury, CT
Client Job Number:
Project Number: 2180209
Laboratory Work Order Number: 23C2517

Enclosed are results of analyses for samples as received by the laboratory on March 22, 2023. If you have any questions concerning this report, please feel free to contact me.

Sincerely,



Rebecca Faust
Project Manager

Table of Contents

Sample Summary 4
Case Narrative 5
Sample Results 7
23C2517-01 7
23C2517-02 8
23C2517-03 9
23C2517-04 10
23C2517-05 11
23C2517-06 12
23C2517-07 13
23C2517-08 14
23C2517-09 18
23C2517-10 19
23C2517-11 20
23C2517-12 21
23C2517-13 22
23C2517-14 23
23C2517-15 26
23C2517-16 27
23C2517-17 28
23C2517-18 29
23C2517-19 30
23C2517-20 31
Sample Preparation Information 33
QC Data 35

Table of Contents (continued)

Volatile Organic Compounds by GC/MS 35
B335001 35
Semivolatile Organic Compounds by GC/MS 38
B334945 38
B335635 39
Petroleum Hydrocarbons Analyses 41
B335320 41
B335406 41
B335598 41
B335754 42
Petroleum Hydrocarbons Analyses - EPH 43
B335393 43
Petroleum Hydrocarbons Analyses - VPH 45
B334979 45
Flag/Qualifier Summary 47
Certifications 48
Chain of Custody/Sample Receipt 51

con-test®
A Pace Analytical® Laboratory

39 Spruce Street * East Longmeadow, MA 01028 * FAX 413/525-6405 * TEL. 413/525-2332

Weston & Sampson
712 Brook Street, Suite 103
Rocky Hill, CT 06067
ATTN: Laura Yellen

REPORT DATE: 4/3/2023

PURCHASE ORDER NUMBER: 11003487

PROJECT NUMBER: 2180209

ANALYTICAL SUMMARY

WORK ORDER NUMBER: 23C2517

The results of analyses performed on the following samples submitted to CON-TEST, a Pace Analytical Laboratory, are found in this report.

PROJECT LOCATION: Simsbury, CT

FIELD SAMPLE #	LAB ID:	MATRIX	SAMPLE DESCRIPTION	TEST	SUB LAB
MW-CCA3	23C2517-01	Ground Water		SW-846 8270E	
MW-CCA5	23C2517-02	Ground Water		CTDEP ETPH	
MW-TRW	23C2517-03	Ground Water		CTDEP ETPH	
MW-2A	23C2517-04	Ground Water		CTDEP ETPH	
MW-11A	23C2517-05	Ground Water		CTDEP ETPH	
MW-6	23C2517-06	Ground Water		CTDEP ETPH	
				SW-846 8015C	
MW-10	23C2517-07	Ground Water		CTDEP ETPH	
MW-T3	23C2517-08	Ground Water		CTDEP ETPH	
				MADEP EPH rev 2.1	
				MADEP-VPH-Feb 2018 Rev 2.1	
				SW-846 8270E	
MW-T6	23C2517-09	Ground Water		CTDEP ETPH	
MW-202	23C2517-10	Ground Water		CTDEP ETPH	
MW-203	23C2517-11	Ground Water		CTDEP ETPH	
MW-310	23C2517-12	Ground Water		CTDEP ETPH	
MW-101	23C2517-13	Ground Water		CTDEP ETPH	
MW-102	23C2517-14	Ground Water		CTDEP ETPH	
				SW-846 8260D	
MW-400	23C2517-15	Ground Water		CTDEP ETPH	
MW-401	23C2517-16	Ground Water		CTDEP ETPH	
MW-402	23C2517-17	Ground Water		CTDEP ETPH	
MW-403	23C2517-18	Ground Water		CTDEP ETPH	
DUP-1	23C2517-19	Ground Water		CTDEP ETPH	
TRIP BLANK	23C2517-20	Trip Blank Water		SW-846 8260D	

con-test®
A Pace Analytical® Laboratory

39 Spruce Street * East Longmeadow, MA 01028 * FAX 413/525-6405 * TEL. 413/525-2332

CASE NARRATIVE SUMMARY

All reported results are within defined laboratory quality control objectives unless listed below or otherwise qualified in this report.

For method 8270E, only PAHs were requested and reported.

CTDEP ETPH

Qualifications:

H-06

Sample was extracted past the recommended holding time.

Analyte & Samples(s) Qualified:

23C2517-16RE1[MW-401]

S-10

Sample was re-extracted outside of holding time since surrogate standard recovery was outside of control limits. Data from analysis performed outside of holding time is also reported since surrogate recovery is acceptable.

Analyte & Samples(s) Qualified:

2-Fluorobiphenyl
23C2517-16[MW-401]

SW-846 8260D

Qualifications:

V-16

Response factor is less than method specified minimum acceptable value. Reduced precision and accuracy may be associated with reported result.

Analyte & Samples(s) Qualified:

1,2-Dibromo-3-chloropropane (DBCP)
S085004-CCV1

Acetone
S085004-CCV1

Tetrahydrofuran
S085004-CCV1

trans-1,4-Dichloro-2-butene
S085004-CCV1

V-20

Continuing calibration verification (CCV) did not meet method specifications and was biased on the high side. Data validation is not affected since sample result was "not detected" for this compound.

Analyte & Samples(s) Qualified:

Carbon Disulfide
B335001-BS1, S085004-CCV1

con-test®
A Pace Analytical® Laboratory

39 Spruce Street * East Longmeadow, MA 01028 * FAX 413/525-6405 * TEL. 413/525-2332

MADEP-VPH-Feb 2018 Rev 2.1

No significant modifications were made to the method. All VPH samples were received preserved properly at pH <2 in the proper containers as specified on the chain-of-custody form unless specified in this narrative.

Analytical column used for VPH analysis is Restek, Rtx-502.2, 105meter, 0.53mmID, 3um df. Trap used for VPH analysis is Carbopack B/CarboSieveS-III.

The results of analyses reported only relate to samples submitted to Con-Test, a Pace Analytical Laboratory, for testing.
I certify that the analyses listed above, unless specifically listed as subcontracted, if any, were performed under my direction according to the approved methodologies listed in this document, and that based upon my inquiry of those individuals immediately responsible for obtaining the information, the material contained in this report is, to the best of my knowledge and belief, accurate and complete.

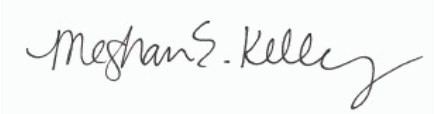

Meghan E. Kelley
Reporting Specialist

con-test®
A Pace Analytical® Laboratory
39 Spruce Street * East Longmeadow, MA 01028 * FAX 413/525-6405 * TEL. 413/525-2332

Project Location: Simsbury, CT | Sample Description: | Work Order: 23C2517

Date Received: 3/22/2023

Field Sample #: MW-CCA3 | Sampled: 3/21/2023 12:40

Sample ID: 23C2517-01

Sample Matrix: Ground Water

Semivolatile Organic Compounds by GC/MS

Analyte	Results	RL	Units	Dilution	Flag/Qual	Method	Date Prepared	Date/Time Analyzed	Analyst
Acenaphthene (SIM)	ND	0.29	µg/L	1		SW-846 8270E	3/23/23	3/27/23 17:48	SPF
Acenaphthylene (SIM)	ND	0.20	µg/L	1		SW-846 8270E	3/23/23	3/27/23 17:48	SPF
Anthracene (SIM)	ND	0.20	µg/L	1		SW-846 8270E	3/23/23	3/27/23 17:48	SPF
Benzo(a)anthracene (SIM)	ND	0.049	µg/L	1		SW-846 8270E	3/23/23	3/27/23 17:48	SPF
Benzo(a)pyrene (SIM)	ND	0.098	µg/L	1		SW-846 8270E	3/23/23	3/27/23 17:48	SPF
Benzo(b)fluoranthene (SIM)	ND	0.049	µg/L	1		SW-846 8270E	3/23/23	3/27/23 17:48	SPF
Benzo(g,h,i)perylene (SIM)	ND	0.49	µg/L	1		SW-846 8270E	3/23/23	3/27/23 17:48	SPF
Benzo(k)fluoranthene (SIM)	ND	0.20	µg/L	1		SW-846 8270E	3/23/23	3/27/23 17:48	SPF
Chrysene (SIM)	ND	0.20	µg/L	1		SW-846 8270E	3/23/23	3/27/23 17:48	SPF
Dibenz(a,h)anthracene (SIM)	ND	0.098	µg/L	1		SW-846 8270E	3/23/23	3/27/23 17:48	SPF
Fluoranthene (SIM)	ND	0.49	µg/L	1		SW-846 8270E	3/23/23	3/27/23 17:48	SPF
Fluorene (SIM)	ND	0.98	µg/L	1		SW-846 8270E	3/23/23	3/27/23 17:48	SPF
Indeno(1,2,3-cd)pyrene (SIM)	ND	0.098	µg/L	1		SW-846 8270E	3/23/23	3/27/23 17:48	SPF
2-Methylnaphthalene (SIM)	ND	0.98	µg/L	1		SW-846 8270E	3/23/23	3/27/23 17:48	SPF
Naphthalene (SIM)	ND	0.98	µg/L	1		SW-846 8270E	3/23/23	3/27/23 17:48	SPF
Phenanthrene (SIM)	ND	0.049	µg/L	1		SW-846 8270E	3/23/23	3/27/23 17:48	SPF
Pyrene (SIM)	ND	0.98	µg/L	1		SW-846 8270E	3/23/23	3/27/23 17:48	SPF

Surrogates	% Recovery	Recovery Limits	Flag/Qual	
Nitrobenzene-d5	75.8	30-130		3/27/23 17:48
2-Fluorobiphenyl	63.5	30-130		3/27/23 17:48
p-Terphenyl-d14	85.8	30-130		3/27/23 17:48

con-test®
A Pace Analytical® Laboratory
39 Spruce Street * East Longmeadow, MA 01028 * FAX 413/525-6405 * TEL. 413/525-2332

Project Location: Simsbury, CT | Sample Description: | Work Order: 23C2517

Date Received: 3/22/2023

Field Sample #: MW-CCA5 | Sampled: 3/21/2023 14:50

Sample ID: 23C2517-02

Sample Matrix: Ground Water

Petroleum Hydrocarbons Analyses

Analyte	Results	RL	Units	Dilution	Flag/Qual	Method	Date Prepared	Date/Time Analyzed	Analyst
CT ETPH	ND	0.20	mg/L	1		CTDEP ETPH	3/28/23	3/29/23 13:11	RDD

Surrogates	% Recovery	Recovery Limits	Flag/Qual	
2-Fluorobiphenyl	67.7	50-150		3/29/23 13:11

con-test®
A Pace Analytical® Laboratory
39 Spruce Street * East Longmeadow, MA 01028 * FAX 413/525-6405 * TEL. 413/525-2332

Project Location: Simsbury, CT | Sample Description: | Work Order: 23C2517

Date Received: 3/22/2023

Field Sample #: MW-TRW | Sampled: 3/21/2023 12:10

Sample ID: 23C2517-03

Sample Matrix: Ground Water

Petroleum Hydrocarbons Analyses

Analyte	Results	RL	Units	Dilution	Flag/Qual	Method	Date Prepared	Date/Time Analyzed	Analyst
CT ETPH	0.49	0.19	mg/L	1		CTDEP ETPH	3/28/23	3/29/23 13:31	RDD

Surrogates	% Recovery	Recovery Limits	Flag/Qual	
2-Fluorobiphenyl	63.4	50-150		3/29/23 13:31

con-test®
A Pace Analytical® Laboratory
39 Spruce Street * East Longmeadow, MA 01028 * FAX 413/525-6405 * TEL. 413/525-2332

Project Location: Simsbury, CT
Sample Description:
Work Order: 23C2517

Date Received: 3/22/2023

Field Sample #: MW-2A
Sampled: 3/21/2023 12:15

Sample ID: 23C2517-04

Sample Matrix: Ground Water

Petroleum Hydrocarbons Analyses

Analyte	Results	RL	Units	Dilution	Flag/Qual	Method	Date Prepared	Date/Time Analyzed	Analyst
CT ETPH	ND	0.20	mg/L	1		CTDEP ETPH	3/28/23	3/31/23 18:31	RDD

Surrogates	% Recovery	Recovery Limits	Flag/Qual	
2-Fluorobiphenyl	66.9	50-150		3/31/23 18:31

con-test®
A Pace Analytical® Laboratory
39 Spruce Street * East Longmeadow, MA 01028 * FAX 413/525-6405 * TEL. 413/525-2332

Project Location: Simsbury, CT
Sample Description:
Work Order: 23C2517

Date Received: 3/22/2023

Field Sample #: MW-11A
Sampled: 3/21/2023 11:30

Sample ID: 23C2517-05

Sample Matrix: Ground Water

Petroleum Hydrocarbons Analyses

Analyte	Results	RL	Units	Dilution	Flag/Qual	Method	Date Prepared	Date/Time Analyzed	Analyst
CT ETPH	0.24	0.20	mg/L	1		CTDEP ETPH	3/28/23	3/30/23 13:05	RDD

Surrogates	% Recovery	Recovery Limits	Flag/Qual	
2-Fluorobiphenyl	66.8	50-150		3/30/23 13:05

con-test®
A Pace Analytical® Laboratory

39 Spruce Street * East Longmeadow, MA 01028 * FAX 413/525-6405 * TEL. 413/525-2332

Project Location: Simsbury, CT | Sample Description: | Work Order: 23C2517

Date Received: 3/22/2023

Field Sample #: MW-6 | Sampled: 3/21/2023 09:20

Sample ID: 23C2517-06

Sample Matrix: Ground Water

Petroleum Hydrocarbons Analyses

Analyte	Results	RL	Units	Dilution	Flag/Qual	Method	Date Prepared	Date/Time Analyzed	Analyst
CT ETPH	ND	0.20	mg/L	1		CTDEP ETPH	3/28/23	3/29/23 22:08	GJB
TPH (C9-C36)	ND	0.19	mg/L	1		SW-846 8015C	3/28/23	3/29/23 22:08	GJB

Surrogates	% Recovery	Recovery Limits	Flag/Qual		
2-Fluorobiphenyl	75.6	50-150			3/29/23 22:08
2-Fluorobiphenyl	68.1	40-140			3/29/23 22:08

con-test®
A Pace Analytical® Laboratory
39 Spruce Street * East Longmeadow, MA 01028 * FAX 413/525-6405 * TEL. 413/525-2332

Project Location: Simsbury, CT
Sample Description:
Work Order: 23C2517

Date Received: 3/22/2023

Field Sample #: MW-10
Sampled: 3/21/2023 10:40

Sample ID: 23C2517-07

Sample Matrix: Ground Water

Petroleum Hydrocarbons Analyses

Analyte	Results	RL	Units	Dilution	Flag/Qual	Method	Date Prepared	Date/Time Analyzed	Analyst
CT ETPH	ND	0.19	mg/L	1		CTDEP ETPH	3/28/23	3/29/23 22:49	GJB

Surrogates	% Recovery	Recovery Limits	Flag/Qual	
2-Fluorobiphenyl	65.2	50-150		3/29/23 22:49

con-test®
A Pace Analytical® Laboratory

39 Spruce Street * East Longmeadow, MA 01028 * FAX 413/525-6405 * TEL. 413/525-2332

Project Location: Simsbury, CT | Sample Description: | Work Order: 23C2517

Date Received: 3/22/2023

Field Sample #: MW-T3 | Sampled: 3/21/2023 11:15

Sample ID: 23C2517-08

Sample Matrix: Ground Water

Semivolatile Organic Compounds by GC/MS

Analyte	Results	RL	Units	Dilution	Flag/Qual	Method	Date Prepared	Date/Time Analyzed	Analyst
Acenaphthylene (SIM)	ND	0.19	µg/L	1		SW-846 8270E	3/28/23	3/30/23 13:17	SPF
Benzo(a)anthracene (SIM)	ND	0.048	µg/L	1		SW-846 8270E	3/28/23	3/30/23 13:17	SPF
Benzo(a)pyrene (SIM)	ND	0.097	µg/L	1		SW-846 8270E	3/28/23	3/30/23 13:17	SPF
Benzo(b)fluoranthene (SIM)	ND	0.048	µg/L	1		SW-846 8270E	3/28/23	3/30/23 13:17	SPF
Benzo(g,h,i)perylene (SIM)	ND	0.097	µg/L	1		SW-846 8270E	3/28/23	3/30/23 13:17	SPF
Benzo(k)fluoranthene (SIM)	ND	0.19	µg/L	1		SW-846 8270E	3/28/23	3/30/23 13:17	SPF
Chrysene (SIM)	ND	0.097	µg/L	1		SW-846 8270E	3/28/23	3/30/23 13:17	SPF
Dibenz(a,h)anthracene (SIM)	ND	0.097	µg/L	1		SW-846 8270E	3/28/23	3/30/23 13:17	SPF
Indeno(1,2,3-cd)pyrene (SIM)	ND	0.097	µg/L	1		SW-846 8270E	3/28/23	3/30/23 13:17	SPF
Phenanthrene (SIM)	ND	0.048	µg/L	1		SW-846 8270E	3/28/23	3/30/23 13:17	SPF

Surrogates	% Recovery	Recovery Limits	Flag/Qual				
o-Terphenyl (OTP)	46.4	30-130				3/30/23 13:17	

con-test®
A Pace Analytical® Laboratory
39 Spruce Street * East Longmeadow, MA 01028 * FAX 413/525-6405 * TEL. 413/525-2332

Project Location: Simsbury, CT
Sample Description:
Work Order: 23C2517
Date Received: 3/22/2023
Field Sample #: MW-T3
Sampled: 3/21/2023 11:15
Sample ID: 23C2517-08
Sample Matrix: Ground Water

Petroleum Hydrocarbons Analyses

Analyte	Results	RL	Units	Dilution	Flag/Qual	Method	Date Prepared	Date/Time Analyzed	Analyst
CT ETPH	2.1	0.18	mg/L	1		CTDEP ETPH	3/28/23	3/30/23 11:17	RDD

Surrogates	% Recovery	Recovery Limits	Flag/Qual	
2-Fluorobiphenyl	61.2	50-150		3/30/23 11:17

con-test®
A Pace Analytical® Laboratory
39 Spruce Street * East Longmeadow, MA 01028 * FAX 413/525-6405 * TEL. 413/525-2332

Project Location: Simsbury, CT | Sample Description: | Work Order: 23C2517

Date Received: 3/22/2023

Field Sample #: MW-T3 | Sampled: 3/21/2023 11:15

Sample ID: 23C2517-08

Sample Matrix: Ground Water

Petroleum Hydrocarbons Analyses - EPH

Analyte	Results	RL	Units	Dilution	Flag/Qual	Method	Date Prepared	Date/Time Analyzed	Analyst
C9-C18 Aliphatics	ND	97	µg/L	1		MADEP EPH rev 2.1	3/28/23	3/29/23 21:20	GJB
C19-C36 Aliphatics	ND	97	µg/L	1		MADEP EPH rev 2.1	3/28/23	3/29/23 21:20	GJB
Unadjusted C11-C22 Aromatics	180	97	µg/L	1		MADEP EPH rev 2.1	3/28/23	3/29/23 21:20	GJB
C11-C22 Aromatics	180	97	µg/L	1		MADEP EPH rev 2.1	3/28/23	3/29/23 21:20	GJB
Acenaphthene	ND	1.9	µg/L	1		MADEP EPH rev 2.1	3/28/23	3/29/23 21:20	GJB
Anthracene	ND	1.9	µg/L	1		MADEP EPH rev 2.1	3/28/23	3/29/23 21:20	GJB
Fluoranthene	ND	1.9	µg/L	1		MADEP EPH rev 2.1	3/28/23	3/29/23 21:20	GJB
Fluorene	ND	1.9	µg/L	1		MADEP EPH rev 2.1	3/28/23	3/29/23 21:20	GJB
2-Methylnaphthalene	ND	1.9	µg/L	1		MADEP EPH rev 2.1	3/28/23	3/29/23 21:20	GJB
Naphthalene	ND	1.9	µg/L	1		MADEP EPH rev 2.1	3/28/23	3/29/23 21:20	GJB
Pyrene	ND	1.9	µg/L	1		MADEP EPH rev 2.1	3/28/23	3/29/23 21:20	GJB

Surrogates	% Recovery	Recovery Limits	Flag/Qual	
Chlorooctadecane (COD)	41.8	40-140		3/29/23 21:20
o-Terphenyl (OTP)	46.4	40-140		3/29/23 21:20
2-Bromonaphthalene	77.2	40-140		3/29/23 21:20
2-Fluorobiphenyl	89.0	40-140		3/29/23 21:20

con-test®
A Pace Analytical® Laboratory

39 Spruce Street * East Longmeadow, MA 01028 * FAX 413/525-6405 * TEL. 413/525-2332

Project Location: Simsbury, CT | Sample Description: | Work Order: 23C2517

Date Received: 3/22/2023

Field Sample #: MW-T3 | Sampled: 3/21/2023 11:15

Sample ID: 23C2517-08

Sample Matrix: Ground Water

Petroleum Hydrocarbons Analyses - VPH

Analyte	Results	RL	Units	Dilution	Flag/Qual	Method	Date Prepared	Date/Time Analyzed	Analyst
Unadjusted C5-C8 Aliphatics	ND	100	µg/L	1		MADEP-VPH-Feb 2018 Rev 2.1	3/23/23	3/23/23 22:40	EEH
C5-C8 Aliphatics	ND	100	µg/L	1		MADEP-VPH-Feb 2018 Rev 2.1	3/23/23	3/23/23 22:40	EEH
Unadjusted C9-C12 Aliphatics	ND	100	µg/L	1		MADEP-VPH-Feb 2018 Rev 2.1	3/23/23	3/23/23 22:40	EEH
C9-C12 Aliphatics	ND	100	µg/L	1		MADEP-VPH-Feb 2018 Rev 2.1	3/23/23	3/23/23 22:40	EEH
C9-C10 Aromatics	ND	100	µg/L	1		MADEP-VPH-Feb 2018 Rev 2.1	3/23/23	3/23/23 22:40	EEH
Benzene	ND	1.0	µg/L	1		MADEP-VPH-Feb 2018 Rev 2.1	3/23/23	3/23/23 22:40	EEH
Ethylbenzene	ND	1.0	µg/L	1		MADEP-VPH-Feb 2018 Rev 2.1	3/23/23	3/23/23 22:40	EEH
Methyl tert-Butyl Ether (MTBE)	ND	1.0	µg/L	1		MADEP-VPH-Feb 2018 Rev 2.1	3/23/23	3/23/23 22:40	EEH
Naphthalene	ND	5.0	µg/L	1		MADEP-VPH-Feb 2018 Rev 2.1	3/23/23	3/23/23 22:40	EEH
Toluene	ND	1.0	µg/L	1		MADEP-VPH-Feb 2018 Rev 2.1	3/23/23	3/23/23 22:40	EEH
m+p Xylene	ND	2.0	µg/L	1		MADEP-VPH-Feb 2018 Rev 2.1	3/23/23	3/23/23 22:40	EEH
o-Xylene	ND	1.0	µg/L	1		MADEP-VPH-Feb 2018 Rev 2.1	3/23/23	3/23/23 22:40	EEH

Surrogates	% Recovery	Recovery Limits	Flag/Qual		
2,5-Dibromotoluene (FID)	115	70-130		3/23/23	22:40
2,5-Dibromotoluene (PID)	111	70-130		3/23/23	22:40

con-test®
A Pace Analytical® Laboratory

39 Spruce Street * East Longmeadow, MA 01028 * FAX 413/525-6405 * TEL. 413/525-2332

Project Location: Simsbury, CT | Sample Description: | Work Order: 23C2517

Date Received: 3/22/2023

Field Sample #: MW-T6 | Sampled: 3/21/2023 10:45

Sample ID: 23C2517-09

Sample Matrix: Ground Water

Petroleum Hydrocarbons Analyses

Analyte	Results	RL	Units	Dilution	Flag/Qual	Method	Date Prepared	Date/Time Analyzed	Analyst
CT ETPH	ND	0.20	mg/L	1		CTDEP ETPH	3/28/23	3/29/23 23:10	GJB

Surrogates	% Recovery	Recovery Limits	Flag/Qual	
2-Fluorobiphenyl	62.1	50-150		3/29/23 23:10

con-test®
A Pace Analytical® Laboratory

39 Spruce Street * East Longmeadow, MA 01028 * FAX 413/525-6405 * TEL. 413/525-2332

Project Location: Simsbury, CT | Sample Description: | Work Order: 23C2517

Date Received: 3/22/2023

Field Sample #: MW-202 | Sampled: 3/21/2023 13:40

Sample ID: 23C2517-10

Sample Matrix: Ground Water

Petroleum Hydrocarbons Analyses

Analyte	Results	RL	Units	Dilution	Flag/Qual	Method	Date Prepared	Date/Time Analyzed	Analyst
CT ETPH	ND	0.20	mg/L	1		CTDEP ETPH	3/28/23	3/29/23 23:30	GJB

Surrogates	% Recovery	Recovery Limits	Flag/Qual	
2-Fluorobiphenyl	62.2	50-150		3/29/23 23:30

con-test®
A Pace Analytical® Laboratory

39 Spruce Street * East Longmeadow, MA 01028 * FAX 413/525-6405 * TEL. 413/525-2332

Project Location: Simsbury, CT | Sample Description: | Work Order: 23C2517

Date Received: 3/22/2023

Field Sample #: MW-203 | Sampled: 3/21/2023 12:55

Sample ID: 23C2517-11

Sample Matrix: Ground Water

Petroleum Hydrocarbons Analyses

Analyte	Results	RL	Units	Dilution	Flag/Qual	Method	Date Prepared	Date/Time Analyzed	Analyst
CT ETPH	ND	0.20	mg/L	1		CTDEP ETPH	3/28/23	3/30/23 19:07	RDD

Surrogates	% Recovery	Recovery Limits	Flag/Qual	
2-Fluorobiphenyl	54.7	50-150		3/30/23 19:07

con-test®
A Pace Analytical® Laboratory

39 Spruce Street * East Longmeadow, MA 01028 * FAX 413/525-6405 * TEL. 413/525-2332

Project Location: Simsbury, CT | Sample Description: | Work Order: 23C2517

Date Received: 3/22/2023

Field Sample #: MW-310 | Sampled: 3/21/2023 13:50

Sample ID: 23C2517-12

Sample Matrix: Ground Water

Petroleum Hydrocarbons Analyses

Analyte	Results	RL	Units	Dilution	Flag/Qual	Method	Date Prepared	Date/Time Analyzed	Analyst
CT ETPH	4.0	0.78	mg/L	4		CTDEP ETPH	3/28/23	3/30/23 13:27	RDD

Surrogates	% Recovery	Recovery Limits	Flag/Qual	
2-Fluorobiphenyl	57.9	50-150		3/30/23 13:27

con-test®
A Pace Analytical® Laboratory
39 Spruce Street * East Longmeadow, MA 01028 * FAX 413/525-6405 * TEL. 413/525-2332

Project Location: Simsbury, CT
Sample Description:
Work Order: 23C2517
Date Received: 3/22/2023
Field Sample #: MW-101
Sampled: 3/21/2023 14:25
Sample ID: 23C2517-13
Sample Matrix: Ground Water

Petroleum Hydrocarbons Analyses

Analyte	Results	RL	Units	Dilution	Flag/Qual	Method	Date Prepared	Date/Time Analyzed	Analyst
CT ETPH	0.79	0.19	mg/L	1		CTDEP ETPH	3/28/23	3/30/23 22:22	RDD

Surrogates	% Recovery	Recovery Limits	Flag/Qual	
2-Fluorobiphenyl	65.7	50-150		3/30/23 22:22

con-test®
A Pace Analytical® Laboratory
39 Spruce Street * East Longmeadow, MA 01028 * FAX 413/525-6405 * TEL. 413/525-2332

Project Location: Simsbury, CT | Sample Description: | Work Order: 23C2517

Date Received: 3/22/2023

Field Sample #: MW-102 | Sampled: 3/21/2023 10:00

Sample ID: 23C2517-14

Sample Matrix: Ground Water

Volatile Organic Compounds by GC/MS

Analyte	Results	RL	Units	Dilution	Flag/Qual	Method	Date Prepared	Date/Time Analyzed	Analyst
Acetone	ND	10	µg/L	1		SW-846 8260D	3/23/23	3/24/23 4:45	EEH
Acrylonitrile	ND	2.0	µg/L	1		SW-846 8260D	3/23/23	3/24/23 4:45	EEH
Benzene	ND	0.50	µg/L	1		SW-846 8260D	3/23/23	3/24/23 4:45	EEH
Bromobenzene	ND	0.50	µg/L	1		SW-846 8260D	3/23/23	3/24/23 4:45	EEH
Bromodichloromethane	ND	0.50	µg/L	1		SW-846 8260D	3/23/23	3/24/23 4:45	EEH
Bromoform	ND	0.50	µg/L	1		SW-846 8260D	3/23/23	3/24/23 4:45	EEH
Bromomethane	ND	2.0	µg/L	1		SW-846 8260D	3/23/23	3/24/23 4:45	EEH
2-Butanone (MEK)	ND	5.0	µg/L	1		SW-846 8260D	3/23/23	3/24/23 4:45	EEH
n-Butylbenzene	ND	1.0	µg/L	1		SW-846 8260D	3/23/23	3/24/23 4:45	EEH
sec-Butylbenzene	ND	1.0	µg/L	1		SW-846 8260D	3/23/23	3/24/23 4:45	EEH
tert-Butylbenzene	ND	1.0	µg/L	1		SW-846 8260D	3/23/23	3/24/23 4:45	EEH
Carbon Disulfide	ND	5.0	µg/L	1		SW-846 8260D	3/23/23	3/24/23 4:45	EEH
Carbon Tetrachloride	ND	0.50	µg/L	1		SW-846 8260D	3/23/23	3/24/23 4:45	EEH
Chlorobenzene	ND	0.50	µg/L	1		SW-846 8260D	3/23/23	3/24/23 4:45	EEH
Chlorodibromomethane	ND	0.50	µg/L	1		SW-846 8260D	3/23/23	3/24/23 4:45	EEH
Chloroethane	ND	0.50	µg/L	1		SW-846 8260D	3/23/23	3/24/23 4:45	EEH
Chloroform	ND	0.50	µg/L	1		SW-846 8260D	3/23/23	3/24/23 4:45	EEH
Chloromethane	ND	0.60	µg/L	1		SW-846 8260D	3/23/23	3/24/23 4:45	EEH
2-Chlorotoluene	ND	0.50	µg/L	1		SW-846 8260D	3/23/23	3/24/23 4:45	EEH
4-Chlorotoluene	ND	0.50	µg/L	1		SW-846 8260D	3/23/23	3/24/23 4:45	EEH
1,2-Dibromo-3-chloropropane (DBCP)	ND	1.0	µg/L	1		SW-846 8260D	3/23/23	3/24/23 4:45	EEH
1,2-Dibromoethane (EDB)	ND	0.50	µg/L	1		SW-846 8260D	3/23/23	3/24/23 4:45	EEH
Dibromomethane	ND	0.50	µg/L	1		SW-846 8260D	3/23/23	3/24/23 4:45	EEH
1,2-Dichlorobenzene	ND	0.50	µg/L	1		SW-846 8260D	3/23/23	3/24/23 4:45	EEH
1,3-Dichlorobenzene	ND	0.50	µg/L	1		SW-846 8260D	3/23/23	3/24/23 4:45	EEH
1,4-Dichlorobenzene	ND	0.50	µg/L	1		SW-846 8260D	3/23/23	3/24/23 4:45	EEH
trans-1,4-Dichloro-2-butene	ND	2.0	µg/L	1		SW-846 8260D	3/23/23	3/24/23 4:45	EEH
Dichlorodifluoromethane (Freon 12)	ND	0.50	µg/L	1		SW-846 8260D	3/23/23	3/24/23 4:45	EEH
1,1-Dichloroethane	ND	0.50	µg/L	1		SW-846 8260D	3/23/23	3/24/23 4:45	EEH
1,2-Dichloroethane	ND	1.0	µg/L	1		SW-846 8260D	3/23/23	3/24/23 4:45	EEH
1,1-Dichloroethylene	ND	0.50	µg/L	1		SW-846 8260D	3/23/23	3/24/23 4:45	EEH
cis-1,2-Dichloroethylene	ND	0.50	µg/L	1		SW-846 8260D	3/23/23	3/24/23 4:45	EEH
trans-1,2-Dichloroethylene	ND	1.0	µg/L	1		SW-846 8260D	3/23/23	3/24/23 4:45	EEH
1,2-Dichloropropane	ND	0.50	µg/L	1		SW-846 8260D	3/23/23	3/24/23 4:45	EEH
1,3-Dichloropropane	ND	0.50	µg/L	1		SW-846 8260D	3/23/23	3/24/23 4:45	EEH
2,2-Dichloropropane	ND	0.50	µg/L	1		SW-846 8260D	3/23/23	3/24/23 4:45	EEH
1,1-Dichloropropene	ND	0.50	µg/L	1		SW-846 8260D	3/23/23	3/24/23 4:45	EEH
cis-1,3-Dichloropropene	ND	0.50	µg/L	1		SW-846 8260D	3/23/23	3/24/23 4:45	EEH
trans-1,3-Dichloropropene	ND	0.50	µg/L	1		SW-846 8260D	3/23/23	3/24/23 4:45	EEH
Ethylbenzene	ND	0.50	µg/L	1		SW-846 8260D	3/23/23	3/24/23 4:45	EEH
Hexachlorobutadiene	ND	0.60	µg/L	1		SW-846 8260D	3/23/23	3/24/23 4:45	EEH
2-Hexanone (MBK)	ND	5.0	µg/L	1		SW-846 8260D	3/23/23	3/24/23 4:45	EEH
Isopropylbenzene (Cumene)	ND	0.50	µg/L	1		SW-846 8260D	3/23/23	3/24/23 4:45	EEH
p-Isopropyltoluene (p-Cymene)	ND	0.50	µg/L	1		SW-846 8260D	3/23/23	3/24/23 4:45	EEH

con-test®
A Pace Analytical® Laboratory
39 Spruce Street * East Longmeadow, MA 01028 * FAX 413/525-6405 * TEL. 413/525-2332

Project Location: Simsbury, CT | Sample Description: | Work Order: 23C2517

Date Received: 3/22/2023

Field Sample #: MW-102 | Sampled: 3/21/2023 10:00

Sample ID: 23C2517-14

Sample Matrix: Ground Water

Volatile Organic Compounds by GC/MS

Analyte	Results	RL	Units	Dilution	Flag/Qual	Method	Date Prepared	Date/Time Analyzed	Analyst
Methyl tert-Butyl Ether (MTBE)	ND	0.50	µg/L	1		SW-846 8260D	3/23/23	3/24/23 4:45	EEH
Methylene Chloride	ND	5.0	µg/L	1		SW-846 8260D	3/23/23	3/24/23 4:45	EEH
4-Methyl-2-pentanone (MIBK)	ND	5.0	µg/L	1		SW-846 8260D	3/23/23	3/24/23 4:45	EEH
Naphthalene	ND	2.0	µg/L	1		SW-846 8260D	3/23/23	3/24/23 4:45	EEH
n-Propylbenzene	ND	1.0	µg/L	1		SW-846 8260D	3/23/23	3/24/23 4:45	EEH
Styrene	ND	1.0	µg/L	1		SW-846 8260D	3/23/23	3/24/23 4:45	EEH
1,1,1,2-Tetrachloroethane	ND	0.50	µg/L	1		SW-846 8260D	3/23/23	3/24/23 4:45	EEH
1,1,2,2-Tetrachloroethane	ND	0.50	µg/L	1		SW-846 8260D	3/23/23	3/24/23 4:45	EEH
Tetrachloroethylene	ND	1.0	µg/L	1		SW-846 8260D	3/23/23	3/24/23 4:45	EEH
Tetrahydrofuran	ND	10	µg/L	1		SW-846 8260D	3/23/23	3/24/23 4:45	EEH
Toluene	ND	1.0	µg/L	1		SW-846 8260D	3/23/23	3/24/23 4:45	EEH
1,2,3-Trichlorobenzene	ND	1.0	µg/L	1		SW-846 8260D	3/23/23	3/24/23 4:45	EEH
1,2,4-Trichlorobenzene	ND	0.50	µg/L	1		SW-846 8260D	3/23/23	3/24/23 4:45	EEH
1,1,1-Trichloroethane	ND	0.50	µg/L	1		SW-846 8260D	3/23/23	3/24/23 4:45	EEH
1,1,2-Trichloroethane	ND	0.50	µg/L	1		SW-846 8260D	3/23/23	3/24/23 4:45	EEH
Trichloroethylene	ND	1.0	µg/L	1		SW-846 8260D	3/23/23	3/24/23 4:45	EEH
Trichlorofluoromethane (Freon 11)	ND	2.0	µg/L	1		SW-846 8260D	3/23/23	3/24/23 4:45	EEH
1,2,3-Trichloropropane	ND	0.50	µg/L	1		SW-846 8260D	3/23/23	3/24/23 4:45	EEH
1,1,2-Trichloro-1,2,2-trifluoroethane (Freon 113)	ND	0.50	µg/L	1		SW-846 8260D	3/23/23	3/24/23 4:45	EEH
1,2,4-Trimethylbenzene	ND	0.50	µg/L	1		SW-846 8260D	3/23/23	3/24/23 4:45	EEH
1,3,5-Trimethylbenzene	ND	0.50	µg/L	1		SW-846 8260D	3/23/23	3/24/23 4:45	EEH
Vinyl Chloride	ND	1.0	µg/L	1		SW-846 8260D	3/23/23	3/24/23 4:45	EEH
m+p Xylene	ND	2.0	µg/L	1		SW-846 8260D	3/23/23	3/24/23 4:45	EEH
o-Xylene	ND	1.0	µg/L	1		SW-846 8260D	3/23/23	3/24/23 4:45	EEH

Surrogates	% Recovery	Recovery Limits	Flag/Qual		
1,2-Dichloroethane-d4	109	70-130		3/24/23	4:45
Toluene-d8	102	70-130		3/24/23	4:45
4-Bromofluorobenzene	101	70-130		3/24/23	4:45

con-test®
A Pace Analytical® Laboratory

39 Spruce Street * East Longmeadow, MA 01028 * FAX 413/525-6405 * TEL. 413/525-2332

Project Location: Simsbury, CT | Sample Description: | Work Order: 23C2517

Date Received: 3/22/2023

Field Sample #: MW-102 | Sampled: 3/21/2023 10:00

Sample ID: 23C2517-14

Sample Matrix: Ground Water

Petroleum Hydrocarbons Analyses

Analyte	Results	RL	Units	Dilution	Flag/Qual	Method	Date Prepared	Date/Time Analyzed	Analyst
CT ETPH	0.27	0.20	mg/L	1		CTDEP ETPH	3/28/23	3/29/23 11:28	RDD

Surrogates	% Recovery	Recovery Limits	Flag/Qual	
2-Fluorobiphenyl	69.1	50-150		3/29/23 11:28

con-test®
A Pace Analytical® Laboratory
39 Spruce Street * East Longmeadow, MA 01028 * FAX 413/525-6405 * TEL. 413/525-2332

Project Location: Simsbury, CT
Sample Description:
Work Order: 23C2517

Date Received: 3/22/2023

Field Sample #: MW-400
Sampled: 3/21/2023 13:45

Sample ID: 23C2517-15

Sample Matrix: Ground Water

Petroleum Hydrocarbons Analyses

Analyte	Results	RL	Units	Dilution	Flag/Qual	Method	Date Prepared	Date/Time Analyzed	Analyst
CT ETPH	ND	0.20	mg/L	1		CTDEP ETPH	3/28/23	3/29/23 11:49	RDD

Surrogates	% Recovery	Recovery Limits	Flag/Qual	
2-Fluorobiphenyl	73.5	50-150		3/29/23 11:49

con-test®
A Pace Analytical® Laboratory

39 Spruce Street * East Longmeadow, MA 01028 * FAX 413/525-6405 * TEL. 413/525-2332

Project Location: Simsbury, CT | Sample Description: | Work Order: 23C2517

Date Received: 3/22/2023

Field Sample #: MW-401 | Sampled: 3/21/2023 15:05

Sample ID: 23C2517-16

Sample Matrix: Ground Water

Petroleum Hydrocarbons Analyses

Analyte	Results	RL	Units	Dilution	Flag/Qual	Method	Date Prepared	Date/Time Analyzed	Analyst
CT ETPH	ND	0.20	mg/L	1		CTDEP ETPH	3/28/23	3/29/23 12:10	RDD
CT ETPH	ND	0.20	mg/L	1		CTDEP ETPH	3/31/23	4/3/23 11:41	GJB

Surrogates	% Recovery		Recovery Limits	Flag/Qual		
2-Fluorobiphenyl	**43.9**	*	50-150	S-10	3/29/23 12:10	
2-Fluorobiphenyl	79.3		50-150		4/3/23 11:41	

con-test®
A Pace Analytical® Laboratory
39 Spruce Street * East Longmeadow, MA 01028 * FAX 413/525-6405 * TEL. 413/525-2332

Project Location: Simsbury, CT | Sample Description: | Work Order: 23C2517

Date Received: 3/22/2023

Field Sample #: MW-402 | Sampled: 3/21/2023 16:10

Sample ID: 23C2517-17

Sample Matrix: Ground Water

Petroleum Hydrocarbons Analyses

Analyte	Results	RL	Units	Dilution	Flag/Qual	Method	Date Prepared	Date/Time Analyzed	Analyst
CT ETPH	ND	0.20	mg/L	1		CTDEP ETPH	3/28/23	3/29/23 12:30	RDD

Surrogates	% Recovery	Recovery Limits	Flag/Qual	
2-Fluorobiphenyl	63.1	50-150		3/29/23 12:30

con-test®
A Pace Analytical® Laboratory
39 Spruce Street * East Longmeadow, MA 01028 * FAX 413/525-6405 * TEL. 413/525-2332

Project Location: Simsbury, CT
Sample Description:
Work Order: 23C2517

Date Received: 3/22/2023

Field Sample #: MW-403
Sampled: 3/21/2023 15:35

Sample ID: 23C2517-18

Sample Matrix: Ground Water

Petroleum Hydrocarbons Analyses

Analyte	Results	RL	Units	Dilution	Flag/Qual	Method	Date Prepared	Date/Time Analyzed	Analyst
CT ETPH	ND	0.20	mg/L	1		CTDEP ETPH	3/28/23	3/31/23 18:51	RDD

Surrogates	% Recovery	Recovery Limits	Flag/Qual	
2-Fluorobiphenyl	61.9	50-150		3/31/23 18:51

con-test®
A Pace Analytical® Laboratory
39 Spruce Street * East Longmeadow, MA 01028 * FAX 413/525-6405 * TEL. 413/525-2332

Project Location: Simsbury, CT
Sample Description:
Work Order: 23C2517
Date Received: 3/22/2023
Field Sample #: DUP-1
Sampled: 3/21/2023 00:00
Sample ID: 23C2517-19
Sample Matrix: Ground Water

Petroleum Hydrocarbons Analyses

Analyte	Results	RL	Units	Dilution	Flag/Qual	Method	Date Prepared	Date/Time Analyzed	Analyst
CT ETPH	ND	0.20	mg/L	1		CTDEP ETPH	3/28/23	3/29/23 12:51	RDD

Surrogates	% Recovery	Recovery Limits	Flag/Qual	
2-Fluorobiphenyl	62.9	50-150		3/29/23 12:51

con-test®
A Pace Analytical® Laboratory
39 Spruce Street * East Longmeadow, MA 01028 * FAX 413/525-6405 * TEL. 413/525-2332

Project Location: Simsbury, CT | Sample Description: | Work Order: 23C2517

Date Received: 3/22/2023

Field Sample #: TRIP BLANK | Sampled: 3/21/2023 00:00

Sample ID: 23C2517-20

Sample Matrix: Trip Blank Water

Volatile Organic Compounds by GC/MS

Analyte	Results	RL	Units	Dilution	Flag/Qual	Method	Date Prepared	Date/Time Analyzed	Analyst
Acetone	ND	10	µg/L	1		SW-846 8260D	3/23/23	3/23/23 22:19	EEH
Acrylonitrile	ND	2.0	µg/L	1		SW-846 8260D	3/23/23	3/23/23 22:19	EEH
Benzene	ND	0.50	µg/L	1		SW-846 8260D	3/23/23	3/23/23 22:19	EEH
Bromobenzene	ND	0.50	µg/L	1		SW-846 8260D	3/23/23	3/23/23 22:19	EEH
Bromodichloromethane	ND	0.50	µg/L	1		SW-846 8260D	3/23/23	3/23/23 22:19	EEH
Bromoform	ND	0.50	µg/L	1		SW-846 8260D	3/23/23	3/23/23 22:19	EEH
Bromomethane	ND	2.0	µg/L	1		SW-846 8260D	3/23/23	3/23/23 22:19	EEH
2-Butanone (MEK)	ND	5.0	µg/L	1		SW-846 8260D	3/23/23	3/23/23 22:19	EEH
n-Butylbenzene	ND	1.0	µg/L	1		SW-846 8260D	3/23/23	3/23/23 22:19	EEH
sec-Butylbenzene	ND	1.0	µg/L	1		SW-846 8260D	3/23/23	3/23/23 22:19	EEH
tert-Butylbenzene	ND	1.0	µg/L	1		SW-846 8260D	3/23/23	3/23/23 22:19	EEH
Carbon Disulfide	ND	5.0	µg/L	1		SW-846 8260D	3/23/23	3/23/23 22:19	EEH
Carbon Tetrachloride	ND	0.50	µg/L	1		SW-846 8260D	3/23/23	3/23/23 22:19	EEH
Chlorobenzene	ND	0.50	µg/L	1		SW-846 8260D	3/23/23	3/23/23 22:19	EEH
Chlorodibromomethane	ND	0.50	µg/L	1		SW-846 8260D	3/23/23	3/23/23 22:19	EEH
Chloroethane	ND	0.50	µg/L	1		SW-846 8260D	3/23/23	3/23/23 22:19	EEH
Chloroform	ND	0.50	µg/L	1		SW-846 8260D	3/23/23	3/23/23 22:19	EEH
Chloromethane	ND	0.60	µg/L	1		SW-846 8260D	3/23/23	3/23/23 22:19	EEH
2-Chlorotoluene	ND	0.50	µg/L	1		SW-846 8260D	3/23/23	3/23/23 22:19	EEH
4-Chlorotoluene	ND	0.50	µg/L	1		SW-846 8260D	3/23/23	3/23/23 22:19	EEH
1,2-Dibromo-3-chloropropane (DBCP)	ND	1.0	µg/L	1		SW-846 8260D	3/23/23	3/23/23 22:19	EEH
1,2-Dibromoethane (EDB)	ND	0.50	µg/L	1		SW-846 8260D	3/23/23	3/23/23 22:19	EEH
Dibromomethane	ND	0.50	µg/L	1		SW-846 8260D	3/23/23	3/23/23 22:19	EEH
1,2-Dichlorobenzene	ND	0.50	µg/L	1		SW-846 8260D	3/23/23	3/23/23 22:19	EEH
1,3-Dichlorobenzene	ND	0.50	µg/L	1		SW-846 8260D	3/23/23	3/23/23 22:19	EEH
1,4-Dichlorobenzene	ND	0.50	µg/L	1		SW-846 8260D	3/23/23	3/23/23 22:19	EEH
trans-1,4-Dichloro-2-butene	ND	2.0	µg/L	1		SW-846 8260D	3/23/23	3/23/23 22:19	EEH
Dichlorodifluoromethane (Freon 12)	ND	0.50	µg/L	1		SW-846 8260D	3/23/23	3/23/23 22:19	EEH
1,1-Dichloroethane	ND	0.50	µg/L	1		SW-846 8260D	3/23/23	3/23/23 22:19	EEH
1,2-Dichloroethane	ND	1.0	µg/L	1		SW-846 8260D	3/23/23	3/23/23 22:19	EEH
1,1-Dichloroethylene	ND	0.50	µg/L	1		SW-846 8260D	3/23/23	3/23/23 22:19	EEH
cis-1,2-Dichloroethylene	ND	0.50	µg/L	1		SW-846 8260D	3/23/23	3/23/23 22:19	EEH
trans-1,2-Dichloroethylene	ND	1.0	µg/L	1		SW-846 8260D	3/23/23	3/23/23 22:19	EEH
1,2-Dichloropropane	ND	0.50	µg/L	1		SW-846 8260D	3/23/23	3/23/23 22:19	EEH
1,3-Dichloropropane	ND	0.50	µg/L	1		SW-846 8260D	3/23/23	3/23/23 22:19	EEH
2,2-Dichloropropane	ND	0.50	µg/L	1		SW-846 8260D	3/23/23	3/23/23 22:19	EEH
1,1-Dichloropropene	ND	0.50	µg/L	1		SW-846 8260D	3/23/23	3/23/23 22:19	EEH
cis-1,3-Dichloropropene	ND	0.50	µg/L	1		SW-846 8260D	3/23/23	3/23/23 22:19	EEH
trans-1,3-Dichloropropene	ND	0.50	µg/L	1		SW-846 8260D	3/23/23	3/23/23 22:19	EEH
Ethylbenzene	ND	0.50	µg/L	1		SW-846 8260D	3/23/23	3/23/23 22:19	EEH
Hexachlorobutadiene	ND	0.60	µg/L	1		SW-846 8260D	3/23/23	3/23/23 22:19	EEH
2-Hexanone (MBK)	ND	5.0	µg/L	1		SW-846 8260D	3/23/23	3/23/23 22:19	EEH
Isopropylbenzene (Cumene)	ND	0.50	µg/L	1		SW-846 8260D	3/23/23	3/23/23 22:19	EEH
p-Isopropyltoluene (p-Cymene)	ND	0.50	µg/L	1		SW-846 8260D	3/23/23	3/23/23 22:19	EEH

con-test®
A Pace Analytical® Laboratory

39 Spruce Street * East Longmeadow, MA 01028 * FAX 413/525-6405 * TEL. 413/525-2332

Project Location: Simsbury, CT | Sample Description: | Work Order: 23C2517

Date Received: 3/22/2023

Field Sample #: TRIP BLANK | Sampled: 3/21/2023 00:00

Sample ID: 23C2517-20

Sample Matrix: Trip Blank Water

Volatile Organic Compounds by GC/MS

Analyte	Results	RL	Units	Dilution	Flag/Qual	Method	Date Prepared	Date/Time Analyzed	Analyst
Methyl tert-Butyl Ether (MTBE)	ND	0.50	µg/L	1		SW-846 8260D	3/23/23	3/23/23 22:19	EEH
Methylene Chloride	ND	5.0	µg/L	1		SW-846 8260D	3/23/23	3/23/23 22:19	EEH
4-Methyl-2-pentanone (MIBK)	ND	5.0	µg/L	1		SW-846 8260D	3/23/23	3/23/23 22:19	EEH
Naphthalene	ND	2.0	µg/L	1		SW-846 8260D	3/23/23	3/23/23 22:19	EEH
n-Propylbenzene	ND	1.0	µg/L	1		SW-846 8260D	3/23/23	3/23/23 22:19	EEH
Styrene	ND	1.0	µg/L	1		SW-846 8260D	3/23/23	3/23/23 22:19	EEH
1,1,1,2-Tetrachloroethane	ND	0.50	µg/L	1		SW-846 8260D	3/23/23	3/23/23 22:19	EEH
1,1,2,2-Tetrachloroethane	ND	0.50	µg/L	1		SW-846 8260D	3/23/23	3/23/23 22:19	EEH
Tetrachloroethylene	ND	1.0	µg/L	1		SW-846 8260D	3/23/23	3/23/23 22:19	EEH
Tetrahydrofuran	ND	10	µg/L	1		SW-846 8260D	3/23/23	3/23/23 22:19	EEH
Toluene	ND	1.0	µg/L	1		SW-846 8260D	3/23/23	3/23/23 22:19	EEH
1,2,3-Trichlorobenzene	ND	1.0	µg/L	1		SW-846 8260D	3/23/23	3/23/23 22:19	EEH
1,2,4-Trichlorobenzene	ND	0.50	µg/L	1		SW-846 8260D	3/23/23	3/23/23 22:19	EEH
1,1,1-Trichloroethane	ND	0.50	µg/L	1		SW-846 8260D	3/23/23	3/23/23 22:19	EEH
1,1,2-Trichloroethane	ND	0.50	µg/L	1		SW-846 8260D	3/23/23	3/23/23 22:19	EEH
Trichloroethylene	ND	1.0	µg/L	1		SW-846 8260D	3/23/23	3/23/23 22:19	EEH
Trichlorofluoromethane (Freon 11)	ND	2.0	µg/L	1		SW-846 8260D	3/23/23	3/23/23 22:19	EEH
1,2,3-Trichloropropane	ND	0.50	µg/L	1		SW-846 8260D	3/23/23	3/23/23 22:19	EEH
1,1,2-Trichloro-1,2,2-trifluoroethane (Freon 113)	ND	0.50	µg/L	1		SW-846 8260D	3/23/23	3/23/23 22:19	EEH
1,2,4-Trimethylbenzene	ND	0.50	µg/L	1		SW-846 8260D	3/23/23	3/23/23 22:19	EEH
1,3,5-Trimethylbenzene	ND	0.50	µg/L	1		SW-846 8260D	3/23/23	3/23/23 22:19	EEH
Vinyl Chloride	ND	1.0	µg/L	1		SW-846 8260D	3/23/23	3/23/23 22:19	EEH
m+p Xylene	ND	2.0	µg/L	1		SW-846 8260D	3/23/23	3/23/23 22:19	EEH
o-Xylene	ND	1.0	µg/L	1		SW-846 8260D	3/23/23	3/23/23 22:19	EEH

Surrogates	% Recovery	Recovery Limits	Flag/Qual	
1,2-Dichloroethane-d4	105	70-130		3/23/23 22:19
Toluene-d8	101	70-130		3/23/23 22:19
4-Bromofluorobenzene	101	70-130		3/23/23 22:19

con-test®
A Pace Analytical® Laboratory

39 Spruce Street * East Longmeadow, MA 01028 * FAX 413/525-6405 * TEL. 413/525-2332

Sample Extraction Data

Prep Method: SW-846 3510C **Analytical Method: CTDEP ETPH**

Lab Number [Field ID]	Batch	Initial [mL]	Final [mL]	Date
23C2517-02 [MW-CCA5]	B335320	1000	1.00	03/28/23
23C2517-03 [MW-TRW]	B335320	1040	1.00	03/28/23
23C2517-04 [MW-2A]	B335320	1000	1.00	03/28/23
23C2517-05 [MW-11A]	B335320	1000	1.00	03/28/23
23C2517-07 [MW-10]	B335320	1030	1.00	03/28/23
23C2517-08 [MW-T3]	B335320	980	0.900	03/28/23
23C2517-09 [MW-T6]	B335320	1000	1.00	03/28/23
23C2517-10 [MW-202]	B335320	1000	1.00	03/28/23
23C2517-11 [MW-203]	B335320	1000	1.00	03/28/23
23C2517-12 [MW-310]	B335320	1030	1.00	03/28/23
23C2517-13 [MW-101]	B335320	950	0.900	03/28/23
23C2517-14 [MW-102]	B335320	900	0.900	03/28/23
23C2517-15 [MW-400]	B335320	1000	1.00	03/28/23
23C2517-16 [MW-401]	B335320	1000	1.00	03/28/23
23C2517-17 [MW-402]	B335320	1000	1.00	03/28/23
23C2517-18 [MW-403]	B335320	1000	1.00	03/28/23
23C2517-19 [DUP-1]	B335320	900	0.900	03/28/23

Prep Method: SW-846 3510C **Analytical Method: CTDEP ETPH**

Lab Number [Field ID]	Batch	Initial [mL]	Final [mL]	Date
23C2517-06RE1 [MW-6]	B335406	1000	1.00	03/28/23

Prep Method: SW-846 3510C **Analytical Method: CTDEP ETPH**

Lab Number [Field ID]	Batch	Initial [mL]	Final [mL]	Date
23C2517-16RE1 [MW-401]	B335754	1000	1.00	03/31/23

Prep Method: SW-846 3510C **Analytical Method: MADEP EPH rev 2.1**

Lab Number [Field ID]	Batch	Initial [mL]	Final [mL]	Date
23C2517-08 [MW-T3]	B335393	980	1.90	03/28/23

Prep Method: MA VPH **Analytical Method: MADEP-VPH-Feb 2018 Rev 2.1**

Lab Number [Field ID]	Batch	Initial [mL]	Final [mL]	Date
23C2517-08 [MW-T3]	B334979	5	5.00	03/23/23

Prep Method: SW-846 3510C **Analytical Method: SW-846 8015C**

Lab Number [Field ID]	Batch	Initial [mL]	Final [mL]	Date
23C2517-06RE1 [MW-6]	B335598	965	0.900	03/28/23

Prep Method: SW-846 5030B **Analytical Method: SW-846 8260D**

Lab Number [Field ID]	Batch	Initial [mL]	Final [mL]	Date
23C2517-14 [MW-102]	B335001	5	5.00	03/23/23

con-test®
A Pace Analytical® Laboratory

39 Spruce Street * East Longmeadow, MA 01028 * FAX 413/525-6405 * TEL. 413/525-2332

Sample Extraction Data

Prep Method: SW-846 5030B **Analytical Method: SW-846 8260D**

Lab Number [Field ID]	Batch	Initial [mL]	Final [mL]	Date
23C2517-20 [TRIP BLANK]	B335001	5	5.00	03/23/23

Prep Method: SW-846 3510C **Analytical Method: SW-846 8270E**

Lab Number [Field ID]	Batch	Initial [mL]	Final [mL]	Date
23C2517-01 [MW-CCA3]	B334945	1020	1.00	03/23/23

Prep Method: SW-846 3510C **Analytical Method: SW-846 8270E**

Lab Number [Field ID]	Batch	Initial [mL]	Final [mL]	Date
23C2517-08 [MW-T3]	B335635	980	1.90	03/28/23

con-test®
A Pace Analytical® Laboratory

39 Spruce Street * East Longmeadow, MA 01028 * FAX 413/525-6405 * TEL. 413/525-2332

QUALITY CONTROL

Volatile Organic Compounds by GC/MS - Quality Control

Analyte	Result	Reporting Limit	Units	Spike Level	Source Result	%REC	%REC Limits	RPD	RPD Limit	Notes
Batch B335001 - SW-846 5030B										
Blank (B335001-BLK1)				Prepared & Analyzed: 03/23/23						
Acetone	ND	10	µg/L							
Acrylonitrile	ND	2.0	µg/L							
Benzene	ND	0.50	µg/L							
Bromobenzene	ND	0.50	µg/L							
Bromodichloromethane	ND	0.50	µg/L							
Bromoform	ND	0.50	µg/L							
Bromomethane	ND	2.0	µg/L							
2-Butanone (MEK)	ND	5.0	µg/L							
n-Butylbenzene	ND	1.0	µg/L							
sec-Butylbenzene	ND	1.0	µg/L							
tert-Butylbenzene	ND	1.0	µg/L							
Carbon Disulfide	ND	5.0	µg/L							
Carbon Tetrachloride	ND	0.50	µg/L							
Chlorobenzene	ND	0.50	µg/L							
Chlorodibromomethane	ND	0.50	µg/L							
Chloroethane	ND	0.50	µg/L							
Chloroform	ND	0.50	µg/L							
Chloromethane	ND	0.60	µg/L							
2-Chlorotoluene	ND	0.50	µg/L							
4-Chlorotoluene	ND	0.50	µg/L							
1,2-Dibromo-3-chloropropane (DBCP)	ND	1.0	µg/L							
1,2-Dibromoethane (EDB)	ND	0.50	µg/L							
Dibromomethane	ND	0.50	µg/L							
1,2-Dichlorobenzene	ND	0.50	µg/L							
1,3-Dichlorobenzene	ND	0.50	µg/L							
1,4-Dichlorobenzene	ND	0.50	µg/L							
trans-1,4-Dichloro-2-butene	ND	2.0	µg/L							
Dichlorodifluoromethane (Freon 12)	ND	0.50	µg/L							
1,1-Dichloroethane	ND	0.50	µg/L							
1,2-Dichloroethane	ND	0.50	µg/L							
1,1-Dichloroethylene	ND	0.50	µg/L							
cis-1,2-Dichloroethylene	ND	0.50	µg/L							
trans-1,2-Dichloroethylene	ND	1.0	µg/L							
1,2-Dichloropropane	ND	0.50	µg/L							
1,3-Dichloropropane	ND	0.50	µg/L							
2,2-Dichloropropane	ND	0.50	µg/L							
1,1-Dichloropropene	ND	0.50	µg/L							
cis-1,3-Dichloropropene	ND	0.50	µg/L							
trans-1,3-Dichloropropene	ND	0.50	µg/L							
Ethanol	ND	50	µg/L							
Ethylbenzene	ND	0.50	µg/L							
Hexachlorobutadiene	ND	0.60	µg/L							
2-Hexanone (MBK)	ND	5.0	µg/L							
Isopropylbenzene (Cumene)	ND	0.50	µg/L							
p-Isopropyltoluene (p-Cymene)	ND	0.50	µg/L							
Methyl tert-Butyl Ether (MTBE)	ND	0.50	µg/L							
Methylene Chloride	ND	5.0	µg/L							
4-Methyl-2-pentanone (MIBK)	ND	5.0	µg/L							
Naphthalene	ND	2.0	µg/L							
n-Propylbenzene	ND	1.0	µg/L							
Styrene	ND	1.0	µg/L							
1,1,1,2-Tetrachloroethane	ND	0.50	µg/L							

con-test®
A Pace Analytical® Laboratory

39 Spruce Street * East Longmeadow, MA 01028 * FAX 413/525-6405 * TEL. 413/525-2332

QUALITY CONTROL

Volatile Organic Compounds by GC/MS - Quality Control

Analyte	Result	Reporting Limit	Units	Spike Level	Source Result	%REC	%REC Limits	RPD	RPD Limit	Notes
Batch B335001 - SW-846 5030B										
Blank (B335001-BLK1)				Prepared & Analyzed: 03/23/23						
1,1,2,2-Tetrachloroethane	ND	0.50	µg/L							
Tetrachloroethylene	ND	1.0	µg/L							
Tetrahydrofuran	ND	10	µg/L							
Toluene	ND	1.0	µg/L							
1,2,3-Trichlorobenzene	ND	1.0	µg/L							
1,2,4-Trichlorobenzene	ND	0.50	µg/L							
1,1,1-Trichloroethane	ND	0.50	µg/L							
1,1,2-Trichloroethane	ND	0.50	µg/L							
Trichloroethylene	ND	1.0	µg/L							
Trichlorofluoromethane (Freon 11)	ND	2.0	µg/L							
1,2,3-Trichloropropane	ND	0.50	µg/L							
1,1,2-Trichloro-1,2,2-trifluoroethane (Freon 113)	ND	0.50	µg/L							
1,2,4-Trimethylbenzene	ND	0.50	µg/L							
1,3,5-Trimethylbenzene	ND	0.50	µg/L							
Vinyl Chloride	ND	1.0	µg/L							
m+p Xylene	ND	2.0	µg/L							
o-Xylene	ND	1.0	µg/L							
Surrogate: 1,2-Dichloroethane-d4	*25.7*		µg/L	25.0		103	70-130			
Surrogate: Toluene-d8	*25.3*		µg/L	25.0		101	70-130			
Surrogate: 4-Bromofluorobenzene	*25.1*		µg/L	25.0		100	70-130			
LCS (B335001-BS1)				Prepared & Analyzed: 03/23/23						
Acetone	101	10	µg/L	100		101	40-160			
Acrylonitrile	9.87	2.0	µg/L	10.0		98.7	70-130			
Benzene	9.97	0.50	µg/L	10.0		99.7	70-130			
Bromobenzene	10.2	0.50	µg/L	10.0		102	70-130			
Bromodichloromethane	10.3	0.50	µg/L	10.0		103	70-130			
Bromoform	10.0	0.50	µg/L	10.0		100	70-130			
Bromomethane	12.0	2.0	µg/L	10.0		120	40-160			
2-Butanone (MEK)	99.6	5.0	µg/L	100		99.6	40-160			
n-Butylbenzene	10.0	1.0	µg/L	10.0		100	70-130			
sec-Butylbenzene	10.2	1.0	µg/L	10.0		102	70-130			
tert-Butylbenzene	9.94	1.0	µg/L	10.0		99.4	70-130			
Carbon Disulfide	120	5.0	µg/L	100		120	70-130			V-20
Carbon Tetrachloride	10.8	0.50	µg/L	10.0		108	70-130			
Chlorobenzene	10.1	0.50	µg/L	10.0		101	70-130			
Chlorodibromomethane	10.7	0.50	µg/L	10.0		107	40-160			
Chloroethane	11.8	0.50	µg/L	10.0		118	70-130			
Chloroform	10.4	0.50	µg/L	10.0		104	70-130			
Chloromethane	9.99	0.60	µg/L	10.0		99.9	40-160			
2-Chlorotoluene	9.21	0.50	µg/L	10.0		92.1	70-130			
4-Chlorotoluene	10.0	0.50	µg/L	10.0		100	70-130			
1,2-Dibromo-3-chloropropane (DBCP)	8.25	1.0	µg/L	10.0		82.5	70-130			
1,2-Dibromoethane (EDB)	10.2	0.50	µg/L	10.0		102	70-130			
Dibromomethane	10.3	0.50	µg/L	10.0		103	70-130			
1,2-Dichlorobenzene	10.1	0.50	µg/L	10.0		101	70-130			
1,3-Dichlorobenzene	9.94	0.50	µg/L	10.0		99.4	70-130			
1,4-Dichlorobenzene	9.55	0.50	µg/L	10.0		95.5	70-130			
trans-1,4-Dichloro-2-butene	8.13	2.0	µg/L	10.0		81.3	70-130			
Dichlorodifluoromethane (Freon 12)	9.84	0.50	µg/L	10.0		98.4	40-160			
1,1-Dichloroethane	10.4	0.50	µg/L	10.0		104	70-130			
1,2-Dichloroethane	9.83	0.50	µg/L	10.0		98.3	70-130			

con-test®
A Pace Analytical® Laboratory

39 Spruce Street * East Longmeadow, MA 01028 * FAX 413/525-6405 * TEL. 413/525-2332

QUALITY CONTROL

Volatile Organic Compounds by GC/MS - Quality Control

Analyte	Result	Reporting Limit	Units	Spike Level	Source Result	%REC	%REC Limits	RPD	RPD Limit	Notes
Batch B335001 - SW-846 5030B										
LCS (B335001-BS1)				Prepared & Analyzed: 03/23/23						
1,1-Dichloroethylene	11.4	0.50	µg/L	10.0		114	70-130			
cis-1,2-Dichloroethylene	10.9	0.50	µg/L	10.0		109	70-130			
trans-1,2-Dichloroethylene	10.0	1.0	µg/L	10.0		100	70-130			
1,2-Dichloropropane	9.83	0.50	µg/L	10.0		98.3	70-130			
1,3-Dichloropropane	10.1	0.50	µg/L	10.0		101	70-130			
2,2-Dichloropropane	9.83	0.50	µg/L	10.0		98.3	70-130			
1,1-Dichloropropene	10.3	0.50	µg/L	10.0		103	70-130			
cis-1,3-Dichloropropene	10.4	0.50	µg/L	10.0		104	70-130			
trans-1,3-Dichloropropene	9.78	0.50	µg/L	10.0		97.8	70-130			
Ethanol	91.4	50	µg/L	100		91.4	70-130			
Ethylbenzene	10.1	0.50	µg/L	10.0		101	70-130			
Hexachlorobutadiene	9.58	0.60	µg/L	10.0		95.8	40-160			
2-Hexanone (MBK)	95.1	5.0	µg/L	100		95.1	70-130			
Isopropylbenzene (Cumene)	10.2	0.50	µg/L	10.0		102	70-130			
p-Isopropyltoluene (p-Cymene)	9.85	0.50	µg/L	10.0		98.5	70-130			
Methyl tert-Butyl Ether (MTBE)	9.81	0.50	µg/L	10.0		98.1	70-130			
Methylene Chloride	11.2	5.0	µg/L	10.0		112	70-130			
4-Methyl-2-pentanone (MIBK)	97.3	5.0	µg/L	100		97.3	40-160			
Naphthalene	8.44	2.0	µg/L	10.0		84.4	70-130			
n-Propylbenzene	10.2	1.0	µg/L	10.0		102	70-130			
Styrene	10.2	1.0	µg/L	10.0		102	70-130			
1,1,1,2-Tetrachloroethane	10.5	0.50	µg/L	10.0		105	70-130			
1,1,2,2-Tetrachloroethane	9.47	0.50	µg/L	10.0		94.7	70-130			
Tetrachloroethylene	10.0	1.0	µg/L	10.0		100	70-130			
Tetrahydrofuran	8.91	10	µg/L	10.0		89.1	70-130			
Toluene	10.1	1.0	µg/L	10.0		101	70-130			
1,2,3-Trichlorobenzene	9.28	1.0	µg/L	10.0		92.8	70-130			
1,2,4-Trichlorobenzene	9.39	0.50	µg/L	10.0		93.9	70-130			
1,1,1-Trichloroethane	10.6	0.50	µg/L	10.0		106	70-130			
1,1,2-Trichloroethane	10.2	0.50	µg/L	10.0		102	70-130			
Trichloroethylene	10.4	1.0	µg/L	10.0		104	70-130			
Trichlorofluoromethane (Freon 11)	11.3	2.0	µg/L	10.0		113	40-160			
1,2,3-Trichloropropane	9.41	0.50	µg/L	10.0		94.1	70-130			
1,1,2-Trichloro-1,2,2-trifluoroethane (Freon 113)	10.8	0.50	µg/L	10.0		108	70-130			
1,2,4-Trimethylbenzene	9.81	0.50	µg/L	10.0		98.1	70-130			
1,3,5-Trimethylbenzene	10.1	0.50	µg/L	10.0		101	70-130			
Vinyl Chloride	12.0	1.0	µg/L	10.0		120	70-130			
m+p Xylene	20.4	2.0	µg/L	20.0		102	70-130			
o-Xylene	10.3	1.0	µg/L	10.0		103	70-130			
Surrogate: 1,2-Dichloroethane-d4	*26.0*		µg/L	25.0		104	70-130			
Surrogate: Toluene-d8	*25.1*		µg/L	25.0		101	70-130			
Surrogate: 4-Bromofluorobenzene	*25.7*		µg/L	25.0		103	70-130			

con-test®
A Pace Analytical® Laboratory

39 Spruce Street * East Longmeadow, MA 01028 * FAX 413/525-6405 * TEL. 413/525-2332

QUALITY CONTROL

Semivolatile Organic Compounds by GC/MS - Quality Control

Analyte	Result	Reporting Limit	Units	Spike Level	Source Result	%REC	%REC Limits	RPD	RPD Limit	Notes
Batch B334945 - SW-846 3510C										
Blank (B334945-BLK1)				Prepared: 03/23/23 Analyzed: 03/27/23						
Acenaphthene (SIM)	ND	0.30	µg/L							
Acenaphthylene (SIM)	ND	0.20	µg/L							
Anthracene (SIM)	ND	0.20	µg/L							
Benzo(a)anthracene (SIM)	ND	0.050	µg/L							
Benzo(a)pyrene (SIM)	ND	0.10	µg/L							
Benzo(b)fluoranthene (SIM)	ND	0.050	µg/L							
Benzo(g,h,i)perylene (SIM)	ND	0.50	µg/L							
Benzo(k)fluoranthene (SIM)	ND	0.20	µg/L							
Chrysene (SIM)	ND	0.20	µg/L							
Dibenz(a,h)anthracene (SIM)	ND	0.10	µg/L							
Fluoranthene (SIM)	ND	0.50	µg/L							
Fluorene (SIM)	ND	1.0	µg/L							
Indeno(1,2,3-cd)pyrene (SIM)	ND	0.10	µg/L							
2-Methylnaphthalene (SIM)	ND	1.0	µg/L							
Naphthalene (SIM)	ND	1.0	µg/L							
Phenanthrene (SIM)	ND	0.050	µg/L							
Pyrene (SIM)	ND	1.0	µg/L							
Surrogate: Nitrobenzene-d5	*74.7*		µg/L	100		74.7	30-130			
Surrogate: Nitrobenzene-d5 (SIM)	*70.2*		µg/L	100		70.2	30-130			
Surrogate: 2-Fluorobiphenyl	*61.6*		µg/L	100		61.6	30-130			
Surrogate: 2-Fluorobiphenyl (SIM)	*58.4*		µg/L	100		58.4	30-130			
Surrogate: p-Terphenyl-d14	*101*		µg/L	100		101	30-130			
Surrogate: p-Terphenyl-d14 (SIM)	*87.7*		µg/L	100		87.7	30-130			
LCS (B334945-BS1)				Prepared: 03/23/23 Analyzed: 03/27/23						
Acenaphthene (SIM)	31.3	6.0	µg/L	50.0		62.6	40-140			
Acenaphthylene (SIM)	33.1	4.0	µg/L	50.0		66.2	40-140			
Anthracene (SIM)	38.1	4.0	µg/L	50.0		76.1	40-140			
Benzo(a)anthracene (SIM)	36.9	1.0	µg/L	50.0		73.8	40-140			
Benzo(a)pyrene (SIM)	34.8	2.0	µg/L	50.0		69.6	40-140			
Benzo(b)fluoranthene (SIM)	39.0	1.0	µg/L	50.0		78.0	40-140			
Benzo(g,h,i)perylene (SIM)	36.6	10	µg/L	50.0		73.2	40-140			
Benzo(k)fluoranthene (SIM)	41.3	4.0	µg/L	50.0		82.6	40-140			
Chrysene (SIM)	35.8	4.0	µg/L	50.0		71.6	40-140			
Dibenz(a,h)anthracene (SIM)	36.1	2.0	µg/L	50.0		72.2	40-140			
Fluoranthene (SIM)	34.9	10	µg/L	50.0		69.9	40-140			
Fluorene (SIM)	34.0	20	µg/L	50.0		68.0	40-140			
Indeno(1,2,3-cd)pyrene (SIM)	37.9	2.0	µg/L	50.0		75.7	40-140			
2-Methylnaphthalene (SIM)	27.3	20	µg/L	50.0		54.6	40-140			
Naphthalene (SIM)	23.4	20	µg/L	50.0		46.8	40-140			
Phenanthrene (SIM)	37.1	1.0	µg/L	50.0		74.1	40-140			
Pyrene (SIM)	38.5	20	µg/L	50.0		77.0	40-140			
Surrogate: Nitrobenzene-d5	*71.3*		µg/L	100		71.3	30-130			
Surrogate: Nitrobenzene-d5 (SIM)	*68.9*		µg/L	100		68.9	30-130			
Surrogate: 2-Fluorobiphenyl	*63.3*		µg/L	100		63.3	30-130			
Surrogate: 2-Fluorobiphenyl (SIM)	*67.7*		µg/L	100		67.7	30-130			
Surrogate: p-Terphenyl-d14	*87.2*		µg/L	100		87.2	30-130			
Surrogate: p-Terphenyl-d14 (SIM)	*88.1*		µg/L	100		88.1	30-130			

con-test®
A Pace Analytical® Laboratory

39 Spruce Street * East Longmeadow, MA 01028 * FAX 413/525-6405 * TEL. 413/525-2332

QUALITY CONTROL

Semivolatile Organic Compounds by GC/MS - Quality Control

Analyte	Result	Reporting Limit	Units	Spike Level	Source Result	%REC	%REC Limits	RPD	RPD Limit	Notes
Batch B334945 - SW-846 3510C										
LCS Dup (B334945-BSD1)				Prepared: 03/23/23 Analyzed: 03/27/23						
Acenaphthene (SIM)	32.3	6.0	µg/L	50.0		64.5	40-140	3.02	20	
Acenaphthylene (SIM)	34.2	4.0	µg/L	50.0		68.5	40-140	3.39	20	
Anthracene (SIM)	39.2	4.0	µg/L	50.0		78.3	40-140	2.85	20	
Benzo(a)anthracene (SIM)	37.8	1.0	µg/L	50.0		75.6	40-140	2.36	20	
Benzo(a)pyrene (SIM)	35.8	2.0	µg/L	50.0		71.5	40-140	2.78	20	
Benzo(b)fluoranthene (SIM)	40.2	1.0	µg/L	50.0		80.4	40-140	2.93	20	
Benzo(g,h,i)perylene (SIM)	37.8	10	µg/L	50.0		75.6	40-140	3.23	20	
Benzo(k)fluoranthene (SIM)	43.0	4.0	µg/L	50.0		86.0	40-140	3.94	20	
Chrysene (SIM)	36.5	4.0	µg/L	50.0		73.0	40-140	2.05	20	
Dibenz(a,h)anthracene (SIM)	37.3	2.0	µg/L	50.0		74.6	40-140	3.27	20	
Fluoranthene (SIM)	35.6	10	µg/L	50.0		71.2	40-140	1.93	20	
Fluorene (SIM)	34.7	20	µg/L	50.0		69.5	40-140	2.09	20	
Indeno(1,2,3-cd)pyrene (SIM)	38.8	2.0	µg/L	50.0		77.6	40-140	2.50	20	
2-Methylnaphthalene (SIM)	28.4	20	µg/L	50.0		56.8	40-140	3.81	20	
Naphthalene (SIM)	24.6	20	µg/L	50.0		49.3	40-140	5.08	20	
Phenanthrene (SIM)	38.2	1.0	µg/L	50.0		76.4	40-140	3.03	20	
Pyrene (SIM)	39.9	20	µg/L	50.0		79.8	40-140	3.52	20	
Surrogate: Nitrobenzene-d5	*74.1*		µg/L	100		74.1	30-130			
Surrogate: Nitrobenzene-d5 (SIM)	*73.8*		µg/L	100		73.8	30-130			
Surrogate: 2-Fluorobiphenyl	*64.8*		µg/L	100		64.8	30-130			
Surrogate: 2-Fluorobiphenyl (SIM)	*69.2*		µg/L	100		69.2	30-130			
Surrogate: p-Terphenyl-d14	*82.0*		µg/L	100		82.0	30-130			
Surrogate: p-Terphenyl-d14 (SIM)	*87.7*		µg/L	100		87.7	30-130			
Batch B335635 - SW-846 3510C										
Blank (B335635-BLK1)				Prepared: 03/28/23 Analyzed: 03/31/23						
Acenaphthylene (SIM)	ND	0.20	µg/L							
Benzo(a)anthracene (SIM)	ND	0.050	µg/L							
Benzo(a)pyrene (SIM)	ND	0.10	µg/L							
Benzo(b)fluoranthene (SIM)	ND	0.050	µg/L							
Benzo(g,h,i)perylene (SIM)	ND	0.10	µg/L							
Benzo(k)fluoranthene (SIM)	ND	0.20	µg/L							
Chrysene (SIM)	ND	0.10	µg/L							
Dibenz(a,h)anthracene (SIM)	ND	0.10	µg/L							
Indeno(1,2,3-cd)pyrene (SIM)	ND	0.10	µg/L							
Phenanthrene (SIM)	ND	0.050	µg/L							
Surrogate: o-Terphenyl (OTP)	*61.3*		µg/L	100		61.3	30-130			
LCS (B335635-BS1)				Prepared: 03/28/23 Analyzed: 03/30/23						
Acenaphthylene (SIM)	55.1	4.0	µg/L	100		55.1	40-140			
Benzo(a)anthracene (SIM)	62.1	1.0	µg/L	100		62.1	40-140			
Benzo(a)pyrene (SIM)	60.0	2.0	µg/L	100		60.0	40-140			
Benzo(b)fluoranthene (SIM)	60.0	1.0	µg/L	100		60.0	40-140			
Benzo(g,h,i)perylene (SIM)	59.4	2.0	µg/L	100		59.4	40-140			
Benzo(k)fluoranthene (SIM)	63.0	4.0	µg/L	100		63.0	40-140			
Chrysene (SIM)	64.8	2.0	µg/L	100		64.8	40-140			
Dibenz(a,h)anthracene (SIM)	64.1	2.0	µg/L	100		64.1	40-140			
Indeno(1,2,3-cd)pyrene (SIM)	61.0	2.0	µg/L	100		61.0	40-140			
Phenanthrene (SIM)	62.6	1.0	µg/L	100		62.6	40-140			
Surrogate: o-Terphenyl (OTP)	*59.0*		µg/L	100		59.0	30-130			

con-test®
A Pace Analytical® Laboratory

39 Spruce Street * East Longmeadow, MA 01028 * FAX 413/525-6405 * TEL. 413/525-2332

QUALITY CONTROL

Semivolatile Organic Compounds by GC/MS - Quality Control

Analyte	Result	Reporting Limit	Units	Spike Level	Source Result	%REC	%REC Limits	RPD	RPD Limit	Notes
Batch B335635 - SW-846 3510C										
LCS Dup (B335635-BSD1)				Prepared: 03/28/23 Analyzed: 03/30/23						
Acenaphthylene (SIM)	53.7	4.0	µg/L	100		53.7	40-140	2.50	20	
Benzo(a)anthracene (SIM)	61.0	1.0	µg/L	100		61.0	40-140	1.82	20	
Benzo(a)pyrene (SIM)	59.4	2.0	µg/L	100		59.4	40-140	1.07	20	
Benzo(b)fluoranthene (SIM)	60.0	1.0	µg/L	100		60.0	40-140	0.0667	20	
Benzo(g,h,i)perylene (SIM)	56.4	2.0	µg/L	100		56.4	40-140	5.25	20	
Benzo(k)fluoranthene (SIM)	63.4	4.0	µg/L	100		63.4	40-140	0.696	20	
Chrysene (SIM)	64.4	2.0	µg/L	100		64.4	40-140	0.620	20	
Dibenz(a,h)anthracene (SIM)	60.2	2.0	µg/L	100		60.2	40-140	6.31	20	
Indeno(1,2,3-cd)pyrene (SIM)	57.6	2.0	µg/L	100		57.6	40-140	5.87	20	
Phenanthrene (SIM)	62.9	1.0	µg/L	100		62.9	40-140	0.382	20	
Surrogate: o-Terphenyl (OTP)	*59.4*		µg/L	100		59.4	30-130			

con-test®
A Pace Analytical® Laboratory

39 Spruce Street * East Longmeadow, MA 01028 * FAX 413/525-6405 * TEL. 413/525-2332

QUALITY CONTROL

Petroleum Hydrocarbons Analyses - Quality Control

Analyte	Result	Reporting Limit	Units	Spike Level	Source Result	%REC	%REC Limits	RPD	RPD Limit	Notes
Batch B335320 - SW-846 3510C										
Blank (B335320-BLK1)				Prepared & Analyzed: 03/28/23						
CT ETPH	ND	0.20	mg/L							
Surrogate: 2-Fluorobiphenyl	*0.0611*		mg/L	0.100		61.1	50-150			
LCS (B335320-BS1)				Prepared & Analyzed: 03/28/23						
CT ETPH	0.601	0.20	mg/L	1.00		60.1	60-120			
Surrogate: 2-Fluorobiphenyl	*0.0575*		mg/L	0.100		57.5	50-150			
LCS Dup (B335320-BSD1)				Prepared & Analyzed: 03/28/23						
CT ETPH	0.633	0.20	mg/L	1.00		63.3	60-120	5.25	30	
Surrogate: 2-Fluorobiphenyl	*0.0620*		mg/L	0.100		62.0	50-150			
Batch B335406 - SW-846 3510C										
Blank (B335406-BLK1)				Prepared: 03/28/23 Analyzed: 03/29/23						
CT ETPH	ND	0.20	mg/L							
TPH (C9-C36)	ND	0.20	mg/L							
Surrogate: 2-Fluorobiphenyl	*0.0651*		mg/L	0.100		65.1	50-150			
Surrogate: 2-Fluorobiphenyl	*0.0651*		mg/L	0.100		65.1	40-140			
LCS (B335406-BS1)				Prepared: 03/28/23 Analyzed: 03/29/23						
CT ETPH	0.685	0.20	mg/L	1.00		68.5	60-120			
TPH (C9-C36)	0.740	0.20	mg/L	1.00		74.0	40-140			
Surrogate: 2-Fluorobiphenyl	*0.0767*		mg/L	0.100		76.7	40-140			
Surrogate: 2-Fluorobiphenyl	*0.0767*		mg/L	0.100		76.7	50-150			
LCS Dup (B335406-BSD1)				Prepared: 03/28/23 Analyzed: 03/29/23						
CT ETPH	0.651	0.20	mg/L	1.00		65.1	60-120	5.12	30	
TPH (C9-C36)	0.703	0.20	mg/L	1.00		70.3	40-140	5.09	25	
Surrogate: 2-Fluorobiphenyl	*0.0677*		mg/L	0.100		67.7	40-140			
Surrogate: 2-Fluorobiphenyl	*0.0677*		mg/L	0.100		67.7	50-150			
Batch B335598 - SW-846 3510C										
Blank (B335598-BLK1)				Prepared: 03/28/23 Analyzed: 03/29/23						
TPH (C9-C36)	ND	0.20	mg/L							
Surrogate: 2-Fluorobiphenyl	*0.0651*		mg/L	0.100		65.1	40-140			
LCS (B335598-BS1)				Prepared: 03/28/23 Analyzed: 03/29/23						
TPH (C9-C36)	0.740	0.20	mg/L	1.00		74.0	40-140			
Surrogate: 2-Fluorobiphenyl	*0.0767*		mg/L	0.100		76.7	40-140			

con-test®
A Pace Analytical® Laboratory

39 Spruce Street * East Longmeadow, MA 01028 * FAX 413/525-6405 * TEL. 413/525-2332

QUALITY CONTROL

Petroleum Hydrocarbons Analyses - Quality Control

Analyte	Result	Reporting Limit	Units	Spike Level	Source Result	%REC	%REC Limits	RPD	RPD Limit	Notes
Batch B335598 - SW-846 3510C										
LCS Dup (B335598-BSD1)				Prepared: 03/28/23 Analyzed: 03/29/23						
TPH (C9-C36)	0.703	0.20	mg/L	1.00		70.3	40-140	5.09	25	
Surrogate: 2-Fluorobiphenyl	*0.0677*		mg/L	0.100		67.7	40-140			
Batch B335754 - SW-846 3510C										
Blank (B335754-BLK1)				Prepared: 03/31/23 Analyzed: 04/03/23						
CT ETPH	ND	0.20	mg/L							
Surrogate: 2-Fluorobiphenyl	*0.0836*		mg/L	0.100		83.6	50-150			
LCS (B335754-BS1)				Prepared: 03/31/23 Analyzed: 04/03/23						
CT ETPH	0.747	0.20	mg/L	1.00		74.7	60-120			
Surrogate: 2-Fluorobiphenyl	*0.0833*		mg/L	0.100		83.3	50-150			
LCS Dup (B335754-BSD1)				Prepared: 03/31/23 Analyzed: 04/03/23						
CT ETPH	0.707	0.20	mg/L	1.00		70.7	60-120	5.51	30	
Surrogate: 2-Fluorobiphenyl	*0.0782*		mg/L	0.100		78.2	50-150			

con-test®
A Pace Analytical® Laboratory

39 Spruce Street * East Longmeadow, MA 01028 * FAX 413/525-6405 * TEL. 413/525-2332

QUALITY CONTROL

Petroleum Hydrocarbons Analyses - EPH - Quality Control

Analyte	Result	Reporting Limit	Units	Spike Level	Source Result	%REC	%REC Limits	RPD	RPD Limit	Notes
Batch B335393 - SW-846 3510C										
Blank (B335393-BLK1)				Prepared: 03/28/23 Analyzed: 03/30/23						
C9-C18 Aliphatics	ND	100	µg/L							
C19-C36 Aliphatics	ND	100	µg/L							
Unadjusted C11-C22 Aromatics	ND	100	µg/L							
C11-C22 Aromatics	ND	100	µg/L							
Acenaphthene	ND	2.0	µg/L							
Anthracene	ND	2.0	µg/L							
Fluoranthene	ND	2.0	µg/L							
Fluorene	ND	2.0	µg/L							
2-Methylnaphthalene	ND	2.0	µg/L							
Naphthalene	ND	2.0	µg/L							
Pyrene	ND	2.0	µg/L							
Naphthalene-aliphatic fraction	ND	2.0	µg/L							
2-Methylnaphthalene-aliphatic fraction	ND	2.0	µg/L							
Surrogate: Chlorooctadecane (COD)	*52.4*		µg/L	100		52.4	40-140			
Surrogate: o-Terphenyl (OTP)	*53.7*		µg/L	100		53.7	40-140			
Surrogate: 2-Bromonaphthalene	*67.4*		µg/L	100		67.4	40-140			
Surrogate: 2-Fluorobiphenyl	*75.9*		µg/L	100		75.9	40-140			
LCS (B335393-BS1)				Prepared: 03/28/23 Analyzed: 03/29/23						
C9-C18 Aliphatics	426	100	µg/L	600		71.0	40-140			
C19-C36 Aliphatics	664	100	µg/L	800		83.1	40-140			
Unadjusted C11-C22 Aromatics	1150	100	µg/L	1700		67.5	40-140			
Acenaphthene	55.9	2.0	µg/L	100		55.9	40-140			
Anthracene	60.9	2.0	µg/L	100		60.9	40-140			
Fluoranthene	60.6	2.0	µg/L	100		60.6	40-140			
Fluorene	57.5	2.0	µg/L	100		57.5	40-140			
2-Methylnaphthalene	55.3	2.0	µg/L	100		55.3	40-140			
Naphthalene	49.9	2.0	µg/L	100		49.9	40-140			
Pyrene	61.8	2.0	µg/L	100		61.8	40-140			
Naphthalene-aliphatic fraction	ND	2.0	µg/L	100			0-5			
2-Methylnaphthalene-aliphatic fraction	ND	2.0	µg/L	100			0-5			
Surrogate: Chlorooctadecane (COD)	*44.8*		µg/L	100		44.8	40-140			
Surrogate: o-Terphenyl (OTP)	*54.9*		µg/L	100		54.9	40-140			
Surrogate: 2-Bromonaphthalene	*57.6*		µg/L	100		57.6	40-140			
Surrogate: 2-Fluorobiphenyl	*75.1*		µg/L	100		75.1	40-140			
LCS Dup (B335393-BSD1)				Prepared: 03/28/23 Analyzed: 03/29/23						
C9-C18 Aliphatics	421	100	µg/L	600		70.1	40-140	1.26	25	
C19-C36 Aliphatics	656	100	µg/L	800		82.0	40-140	1.30	25	
Unadjusted C11-C22 Aromatics	1240	100	µg/L	1700		72.7	40-140	7.43	25	
Acenaphthene	59.6	2.0	µg/L	100		59.6	40-140	6.49	25	
Anthracene	66.4	2.0	µg/L	100		66.4	40-140	8.60	25	
Fluoranthene	65.9	2.0	µg/L	100		65.9	40-140	8.46	25	
Fluorene	62.4	2.0	µg/L	100		62.4	40-140	8.21	25	
2-Methylnaphthalene	58.8	2.0	µg/L	100		58.8	40-140	6.11	25	
Naphthalene	52.4	2.0	µg/L	100		52.4	40-140	4.84	25	
Pyrene	67.2	2.0	µg/L	100		67.2	40-140	8.28	25	
Naphthalene-aliphatic fraction	ND	2.0	µg/L	100			0-5			
2-Methylnaphthalene-aliphatic fraction	ND	2.0	µg/L	100			0-5			
Surrogate: Chlorooctadecane (COD)	*44.7*		µg/L	100		44.7	40-140			
Surrogate: o-Terphenyl (OTP)	*59.6*		µg/L	100		59.6	40-140			
Surrogate: 2-Bromonaphthalene	*63.6*		µg/L	100		63.6	40-140			

con-test®
A Pace Analytical® Laboratory

39 Spruce Street * East Longmeadow, MA 01028 * FAX 413/525-6405 * TEL. 413/525-2332

QUALITY CONTROL

Petroleum Hydrocarbons Analyses - EPH - Quality Control

Analyte	Result	Reporting Limit	Units	Spike Level	Source Result	%REC	%REC Limits	RPD	RPD Limit	Notes
Batch B335393 - SW-846 3510C										
LCS Dup (B335393-BSD1)				Prepared: 03/28/23 Analyzed: 03/29/23						
Surrogate: 2-Fluorobiphenyl	*84.2*		µg/L	100		84.2	40-140			

con-test®
A Pace Analytical® Laboratory

39 Spruce Street * East Longmeadow, MA 01028 * FAX 413/525-6405 * TEL. 413/525-2332

QUALITY CONTROL

Petroleum Hydrocarbons Analyses - VPH - Quality Control

Analyte	Result	Reporting Limit	Units	Spike Level	Source Result	%REC	%REC Limits	RPD	RPD Limit	Notes
Batch B334979 - MA VPH										
Blank (B334979-BLK1)				Prepared & Analyzed: 03/23/23						
Unadjusted C5-C8 Aliphatics	ND	100	µg/L							
C5-C8 Aliphatics	ND	100	µg/L							
Unadjusted C9-C12 Aliphatics	ND	100	µg/L							
C9-C12 Aliphatics	ND	100	µg/L							
C9-C10 Aromatics	ND	100	µg/L							
Benzene	ND	1.0	µg/L							
Butylcyclohexane	ND	1.0	µg/L							
Decane	ND	1.0	µg/L							
Ethylbenzene	ND	1.0	µg/L							
Methyl tert-Butyl Ether (MTBE)	ND	1.0	µg/L							
2-Methylpentane	ND	1.0	µg/L							
Naphthalene	ND	5.0	µg/L							
Nonane	ND	1.0	µg/L							
Pentane	ND	1.0	µg/L							
Toluene	ND	1.0	µg/L							
1,2,4-Trimethylbenzene	ND	1.0	µg/L							
2,2,4-Trimethylpentane	ND	1.0	µg/L							
m+p Xylene	ND	2.0	µg/L							
o-Xylene	ND	1.0	µg/L							
Surrogate: 2,5-Dibromotoluene (FID)	*35.5*		µg/L	40.0		88.8	70-130			
Surrogate: 2,5-Dibromotoluene (PID)	*35.0*		µg/L	40.0		87.4	70-130			
LCS (B334979-BS1)				Prepared & Analyzed: 03/23/23						
Unadjusted C5-C8 Aliphatics	150	100	µg/L	150		100	70-130			
Unadjusted C9-C12 Aliphatics	150	100	µg/L	150		99.8	70-130			
C9-C10 Aromatics	49.9	100	µg/L	50.0		99.8	70-130			
Benzene	51.3	1.0	µg/L	50.0		103	70-130			
Butylcyclohexane	54.0	1.0	µg/L	50.0		108	70-130			
Decane	40.7	1.0	µg/L	50.0		81.5	70-130			
Ethylbenzene	50.9	1.0	µg/L	50.0		102	70-130			
Methyl tert-Butyl Ether (MTBE)	50.6	1.0	µg/L	50.0		101	70-130			
2-Methylpentane	53.4	1.0	µg/L	50.0		107	70-130			
Naphthalene	44.3	5.0	µg/L	50.0		88.7	70-130			
Nonane	55.0	1.0	µg/L	50.0		110	30-130			
Pentane	49.7	1.0	µg/L	50.0		99.4	70-130			
Toluene	50.5	1.0	µg/L	50.0		101	70-130			
1,2,4-Trimethylbenzene	49.9	1.0	µg/L	50.0		99.8	70-130			
2,2,4-Trimethylpentane	47.0	1.0	µg/L	50.0		94.0	70-130			
m+p Xylene	102	2.0	µg/L	100		102	70-130			
o-Xylene	51.8	1.0	µg/L	50.0		104	70-130			
Surrogate: 2,5-Dibromotoluene (FID)	*40.8*		µg/L	40.0		102	70-130			
Surrogate: 2,5-Dibromotoluene (PID)	*40.5*		µg/L	40.0		101	70-130			

con-test®
A Pace Analytical® Laboratory

39 Spruce Street * East Longmeadow, MA 01028 * FAX 413/525-6405 * TEL. 413/525-2332

QUALITY CONTROL

Petroleum Hydrocarbons Analyses - VPH - Quality Control

Analyte	Result	Reporting Limit	Units	Spike Level	Source Result	%REC	%REC Limits	RPD	RPD Limit	Notes
Batch B334979 - MA VPH										
LCS Dup (B334979-BSD1)				Prepared & Analyzed: 03/23/23						
Unadjusted C5-C8 Aliphatics	152	100	µg/L	150		102	70-130	1.53	25	
Unadjusted C9-C12 Aliphatics	151	100	µg/L	150		100	70-130	0.634	25	
C9-C10 Aromatics	50.5	100	µg/L	50.0		101	70-130	1.23	25	
Benzene	51.6	1.0	µg/L	50.0		103	70-130	0.465	25	
Butylcyclohexane	54.4	1.0	µg/L	50.0		109	70-130	0.692	25	
Decane	41.2	1.0	µg/L	50.0		82.5	70-130	1.20	25	
Ethylbenzene	51.6	1.0	µg/L	50.0		103	70-130	1.32	25	
Methyl tert-Butyl Ether (MTBE)	50.4	1.0	µg/L	50.0		101	70-130	0.446	25	
2-Methylpentane	53.5	1.0	µg/L	50.0		107	70-130	0.253	25	
Naphthalene	44.0	5.0	µg/L	50.0		88.0	70-130	0.720	25	
Nonane	55.1	1.0	µg/L	50.0		110	30-130	0.156	25	
Pentane	51.6	1.0	µg/L	50.0		103	70-130	3.67	25	
Toluene	51.2	1.0	µg/L	50.0		102	70-130	1.44	25	
1,2,4-Trimethylbenzene	50.5	1.0	µg/L	50.0		101	70-130	1.23	25	
2,2,4-Trimethylpentane	47.3	1.0	µg/L	50.0		94.6	70-130	0.668	25	
m+p Xylene	103	2.0	µg/L	100		103	70-130	1.16	25	
o-Xylene	52.2	1.0	µg/L	50.0		104	70-130	0.883	25	
Surrogate: 2,5-Dibromotoluene (FID)	*41.4*		µg/L	40.0		104	70-130			
Surrogate: 2,5-Dibromotoluene (PID)	*40.2*		µg/L	40.0		100	70-130			

con-test®
A Pace Analytical® Laboratory

39 Spruce Street * East Longmeadow, MA 01028 * FAX 413/525-6405 * TEL. 413/525-2332

FLAG/QUALIFIER SUMMARY

*	QC result is outside of established limits.
†	Wide recovery limits established for difficult compound.
‡	Wide RPD limits established for difficult compound.
#	Data exceeded client recommended or regulatory level
ND	Not Detected
RL	Reporting Limit is at the level of quantitation (LOQ)
DL	Detection Limit is the lower limit of detection determined by the MDL study
MCL	Maximum Contaminant Level
	Percent recoveries and relative percent differences (RPDs) are determined by the software using values in the calculation which have not been rounded.
	No results have been blank subtracted unless specified in the case narrative section.
H-06	Sample was extracted past the recommended holding time.
S-10	Sample was re-extracted outside of holding time since surrogate standard recovery was outside of control limits. Data from analysis performed outside of holding time is also reported since surrogate recovery is acceptable.
V-16	Response factor is less than method specified minimum acceptable value. Reduced precision and accuracy may be associated with reported result.
V-20	Continuing calibration verification (CCV) did not meet method specifications and was biased on the high side. Data validation is not affected since sample result was "not detected" for this compound.

con-test®
A Pace Analytical® Laboratory

39 Spruce Street * East Longmeadow, MA 01028 * FAX 413/525-6405 * TEL. 413/525-2332

CERTIFICATIONS

Certified Analyses included in this Report

Analyte	Certifications
CTDEP ETPH in Soil	
CT ETPH	CT
CTDEP ETPH in Water	
CT ETPH	CT
MADEP EPH rev 2.1 in Water	
C9-C18 Aliphatics	CT,NC,ME,NH-P
C19-C36 Aliphatics	CT,NC,ME,NH-P
Unadjusted C11-C22 Aromatics	CT,NC,ME,NH-P
C11-C22 Aromatics	CT,NC,ME,NH-P
Acenaphthene	CT,NC,ME,NH-P
Anthracene	CT,NC,ME,NH-P
Fluoranthene	CT,NC,ME,NH-P
Fluorene	CT,NC,ME
2-Methylnaphthalene	CT,NC
Naphthalene	CT,NC,ME,NH-P
Pyrene	CT,NC,ME,NH-P
MADEP-VPH-Feb 2018 Rev 2.1 in Water	
Unadjusted C5-C8 Aliphatics	CT,NC,ME,NH-P
C5-C8 Aliphatics	CT,NC,ME,NH-P
Unadjusted C9-C12 Aliphatics	CT,NC,ME,NH-P
C9-C12 Aliphatics	CT,NC,ME,NH-P
C9-C10 Aromatics	CT,NC,ME,NH-P
Benzene	CT,NC,ME,NH-P
Ethylbenzene	CT,NC,ME,NH-P
Methyl tert-Butyl Ether (MTBE)	CT,NC,ME,NH-P
Naphthalene	CT,NC,ME,NH-P
Toluene	CT,NC,ME,NH-P
m+p Xylene	CT,NC,ME,NH-P
o-Xylene	CT,NC,ME,NH-P
SW-846 8260D in Water	
Acetone	CT,NH,NY,ME
Acrylonitrile	CT,NY,ME
Benzene	CT,NH,NY,ME
Bromobenzene	NY
Bromodichloromethane	CT,NH,NY,ME
Bromoform	CT,NH,NY,ME
Bromomethane	CT,NH,NY,ME
2-Butanone (MEK)	CT,NH,NY,ME
n-Butylbenzene	NY,ME
sec-Butylbenzene	NY,ME
tert-Butylbenzene	NY,ME
Carbon Disulfide	CT,NH,NY,ME
Carbon Tetrachloride	CT,NH,NY,ME
Chlorobenzene	CT,NH,NY,ME
Chlorodibromomethane	CT,NH,NY,ME
Chloroethane	CT,NH,NY,ME

con-test®
A Pace Analytical® Laboratory

39 Spruce Street * East Longmeadow, MA 01028 * FAX 413/525-6405 * TEL. 413/525-2332

CERTIFICATIONS

Certified Analyses included in this Report

Analyte	Certifications
SW-846 8260D in Water	
Chloroform	CT,NH,NY,ME
Chloromethane	CT,NH,NY,ME
2-Chlorotoluene	NY,ME
4-Chlorotoluene	NY,ME
1,2-Dibromo-3-chloropropane (DBCP)	NY
1,2-Dibromoethane (EDB)	NY
Dibromomethane	NH,NY,ME
1,2-Dichlorobenzene	CT,NY,ME
1,3-Dichlorobenzene	CT,NH,NY,ME
1,4-Dichlorobenzene	CT,NH,NY,ME
trans-1,4-Dichloro-2-butene	NH,NY,ME
Dichlorodifluoromethane (Freon 12)	NH,NY,ME
1,1-Dichloroethane	CT,NH,NY,ME
1,2-Dichloroethane	CT,NH,NY,ME
1,1-Dichloroethylene	CT,NH,NY,ME
cis-1,2-Dichloroethylene	NY,ME
trans-1,2-Dichloroethylene	CT,NH,NY,ME
1,2-Dichloropropane	CT,NH,NY,ME
1,3-Dichloropropane	NY,ME
2,2-Dichloropropane	NH,NY,ME
1,1-Dichloropropene	NH,NY,ME
cis-1,3-Dichloropropene	CT,NH,NY,ME
trans-1,3-Dichloropropene	CT,NH,NY,ME
Ethylbenzene	CT,NH,NY,ME
Hexachlorobutadiene	CT,NH,NY,ME
2-Hexanone (MBK)	CT,NH,NY,ME
Isopropylbenzene (Cumene)	NY,ME
p-Isopropyltoluene (p-Cymene)	CT,NH,NY,ME
Methyl tert-Butyl Ether (MTBE)	CT,NH,NY,ME
Methylene Chloride	CT,NH,NY,ME
4-Methyl-2-pentanone (MIBK)	CT,NH,NY,ME
Naphthalene	NH,NY,ME
n-Propylbenzene	CT,NH,NY,ME
Styrene	CT,NH,NY,ME
1,1,1,2-Tetrachloroethane	CT,NH,NY,ME
1,1,2,2-Tetrachloroethane	CT,NH,NY,ME
Tetrachloroethylene	CT,NH,NY,ME
Toluene	CT,NH,NY,ME
1,2,3-Trichlorobenzene	NH,NY,ME
1,2,4-Trichlorobenzene	CT,NH,NY,ME
1,1,1-Trichloroethane	CT,NH,NY,ME
1,1,2-Trichloroethane	CT,NH,NY,ME
Trichloroethylene	CT,NH,NY,ME
Trichlorofluoromethane (Freon 11)	CT,NH,NY,ME
1,2,3-Trichloropropane	NH,NY,ME
1,1,2-Trichloro-1,2,2-trifluoroethane (Freon 113)	NY
1,2,4-Trimethylbenzene	NY,ME

con-test®
A Pace Analytical® Laboratory

39 Spruce Street * East Longmeadow, MA 01028 * FAX 413/525-6405 * TEL. 413/525-2332

CERTIFICATIONS

Certified Analyses included in this Report

Analyte	Certifications
SW-846 8260D in Water	
1,3,5-Trimethylbenzene	NY,ME
Vinyl Chloride	CT,NH,NY,ME
m+p Xylene	NH,NY,ME
o-Xylene	NH,NY,ME

Con-Test, a Pace Environmental Laboratory, operates under the following certifications and accreditations:

Code	Description	Number	Expires
CT	Connecticut Department of Public Health	PH-0821	12/31/2024
NY	New York State Department of Health	10899 NELAP	04/1/2024
NH	New Hampshire Environmental Lab	2516 NELAP	02/5/2024
NC	North Carolina Div. of Water Quality	652	12/31/2023
ME	State of Maine	MA00100	06/9/2023
NH-P	New Hampshire Environmental Lab	2557 NELAP	09/6/2023

23C2517 RF

Pace Analytical®

Phone: 413-525-2332
Fax: 413-525-6405
Access COC's and Support Requests

http://www.pacelabs.com

Doc # 381 Rev 5_07/13/2021

CHAIN OF CUSTODY RECORD

39 Spruce Street
East Longmeadow, MA 01028

Page 1 of 2

Company Name:	Weston + Sampson
Address:	712 Brook St Rocky Hill
Phone:	860-513-1473
Project Name:	Eversource - Simsbury
Project Location:	Simsbury, CT
Project Number:	
Project Manager:	Laura Willson (W+S)
Pace Quote Name/Number:	PO# 11003487
Invoice Recipient:	Eversource - Drew Blicharz
Sampled By:	Will Siratnak

Requested Turnaround Time
7-Day ✓ 10-Day ☐
PFAS 10-Day (std) ☐ Due Date:

Rush Approval Required
1-Day ☐ 3-Day ☐
2-Day ☐ 4-Day ☐

Data Delivery
Format: PDF ✓ EXCEL ✓
Other:
CLP Like Data Pkg Required: ☐
Email To: willson.laura@wsinc.com
Fax To #:

Dissolved Metals Samples
○ Field Filtered
○ Lab to Filter

Orthophosphate Samples
○ Field Filtered
○ Lab to Filter

PCB ONLY
SOXHLET ☐
NON SOXHLET ☐

ANALYSIS REQUESTED

Pace Work Order#	Client Sample ID / Description	Beginning Date/Time	Ending Date/Time	COMP/GRAB	Matrix Code	Conc Code	VIALS	GLASS	PLASTIC	BACTERIA	ENCORE	ETPH	PAHs	8270	VPH	ETPH fingerprint
1	MW-CCA3	3/2/23	1240	Grab	GW	U		2				X				
2	MW-CCA5		1450					2				X				
3	MW-TRW1		1210					2				X				
4	MW-2A		1215					2				X				
5	MW-11A		1130					2				X				
6	MW-6		920					4				X			X	
7	MW-10		1040					2				X				
8	MW-T3		1115				2	4				X		X	X	
9	MW-T6		1045					2				X				
10	MW-202		1340					2				X				

Courier Use Only
Total Number Of:
VIALS
GLASS
PLASTIC
BACTERIA
ENCORE

Glassware in the fridge? Y / N
Glassware in freezer? Y / N
Prepackaged Cooler? Y / N

*Pace Analytical is not responsible for missing samples from prepacked coolers

Relinquished by: (signature)		Date/Time: 3/2/23 1453
Received by: (signature)		Date/Time: 3/2/23 1453
Relinquished by: (signature)		Date/Time: 3/2/23 1730
Received by: (signature)	49, 21, 33, 25	Date/Time: 3/3/23 1130
Relinquished by: (signature)		Date/Time:
Received by: (signature)		Date/Time:
Relinquished by: (signature)		Date/Time:
Received by: (signature)		Date/Time:

Client Comments:
Bill Eversource - drew.blicharz@eversource.com
use PO-11003487

Detection Limit Requirements
PA
CT
Other

Special Requirements
MA MCP Required ☐
MCP Certification Form Required
CT RCP Required ✓
RCP Certification Form Required
MA State DW Required ☐
PWSID #

Please use the following codes to indicate possible sample concentration within the Conc Code column above:
H - High; M - Medium; L - Low; C - Clean; U - Unknown

NELAC and AIHA-LAP, LLC Accredited

Project Entity
Government ☐ Municipality ☐ MWRA ☐ WRTA ☐
Federal ☐ 21 J ☐ School ☐
City ☐ Brownfield ☐ MBTA ☐

Other
☐ Chromatogram
☐ AIHA-LAP,LLC

[1] Matrix Codes:
GW = Ground Water
WW = Waste Water
DW = Drinking Water
A = Air
S = Soil
SL = Sludge
SOL = Solid
O = Other (please define)

[2] Preservation Codes:
I = Iced
H = HCL
M = Methanol
N = Nitric Acid
S = Sulfuric Acid
B = Sodium Bisulfate
X = Sodium Hydroxide
T = Sodium Thiosulfate
O = Other (please define)

[2] Preservation Code

Lab Comments:

Disclaimer: Pace Analytical is not responsible for any omitted information on the Chain of Custody. The Chain of Custody is a legal document that must be complete and accurate and is used to determine what analyses the laboratory will perform. Any missing information is not the laboratory's responsibility. Pace Analytical values your partnership on each project and will try to assist with missing information, but will not be held accountable.

Pace Analytical®

Phone: 413-525-2332
Fax: 413-525-6405
Access COC's and Support Requests

http://www.pacelabs.com

Doc # 381 Rev 5_07/13/2021

CHAIN OF CUSTODY RECORD

39 Spruce Street
East Longmeadow, MA 01028

Company Name:	Weston + Sampson
Address:	
Phone:	860 513-1423
Project Name:	Eversource - Simsbury
Project Location:	Simsbury, CT
Project Number:	
Project Manager:	Laura Willson
Pace Quote Name/Number:	PO # 1100348 7 (Eversource)
Invoice Recipient:	Eversource - Drew Blicharz
Sampled By:	Will Siretnak

Requested Turnaround Time
7-Day ☑ 10-Day ☐
PFAS 10-Day (std) ☐ Due Date:

Rush-Approval Required
1-Day ☐ 3-Day ☐
2-Day ☐ 4-Day ☐

Data Delivery
Format: PDF ☑ EXCEL ☑
Other:
CLP Like Data Pkg Required: ☐
Email To: willson.laura@wsinc.com
Fax To #: wseinc.com

Dissolved Metals Samples
○ Field Filtered
○ Lab to Filter

Orthophosphate Samples
○ Field Filtered
○ Lab to Filter

PCB ONLY
SOXHLET ☐
NON SOXHLET ☐

ANALYSIS REQUESTED

Pace Work Order#	Client Sample ID / Description	Beginning Date/Time	Ending Date/Time	COMP/GRAB	[1] Matrix Code	Conc Code	VIALS	GLASS	PLASTIC	BACTERIA	ENCORE	ETPH	PAHs	VOCs
11	MW-203	3/21/23	1255	Grab	GW	U		2				X		
12	MW-310		1350					2				X		
13	MW-101		1425					2				X		
14	MW-102		1000				2	2				X	X	
15	MW-400		1345					2				X		
16	MW-401		1505					2				X		
17	MW-402		1610					2				X		
18	MW-403		1535					2				X		
19	Dup-1		—					2				X		
20	TRIP BLANK		—				2						X	

[2] Preservation Code
Courier Use Only
Total Number Of:
VIALS
GLASS
PLASTIC
BACTERIA
ENCORE

Glassware in the fridge? Y / N
Glassware in freezer? Y / N
Prepackaged Cooler? Y / N
*Pace Analytical is not responsible for missing samples from prepacked coolers

	Date/Time:
Relinquished by: (signature)	3/22/23
Received by: (signature)	Date/Time: 1453 3/22/23
Relinquished by: (signature)	Date/Time: 1730 3/22/23
Received by: (signature)	Date/Time: 3/22/23 1730
Relinquished by: (signature)	Date/Time:
Received by: (signature)	Date/Time:
Relinquished by: (signature)	Date/Time:
Received by: (signature)	Date/Time:

Client Comments:
Bill Eversource - drew.blicharz@Eversource.com
Use PO - 1100348 7

Detection Limit Requirements
MA
CT
Other:

Special Requirements
MA MCP Required ☐
MCP Certification Form Required
CT RCP Required ☑
RCP Certification Form Required
MA State DW Required ☐
PWSID #

Please use the following codes to indicate possible sample concentration within the Conc Code column above:
H - High; M - Medium; L - Low; C - Clean; U - Unknown

NELAC and AIHA-LAP, LLC Accredited

Project Entity
Government ☐ Municipality ☐ MWRA ☐ WRTA ☐
Federal ☐ 21 J ☐ School ☐
City ☐ Brownfield ☐ MBTA ☐

Other
☐ Chromatogram
☐ AIHA-LAP,LLC

[1] Matrix Codes:
GW = Ground Water
WW = Waste Water
DW = Drinking Water
A = Air
S = Soil
SL = Sludge
SOL = Solid
O = Other (please define)

[2] Preservation Codes:
I = Iced
H = HCL
M = Methanol
N = Nitric Acid
S = Sulfuric Acid
B = Sodium Bisulfate
X = Sodium Hydroxide
T = Sodium Thiosulfate
O = Other (please define)

Lab Comments:

Disclaimer: Pace Analytical is not responsible for any omitted information on the Chain of Custody. The Chain of Custody is a legal document that must be complete and accurate and is used to determine what analyses the laboratory will perform. Any missing information is not the laboratory's responsibility. Pace Analytical values your partnership on each project and will try to assist with missing information, but will not be held accountable.

39 Spruce St.
East Longmeadow, MA. 01028
P: 413-525-2332
F:413-525-6405
www.pacelabs.com

ENV-FRM-ELON-0009v02__Sample Receiving Checklist 1-12-20

Log In Back-Sheet

Login Sample Receipt Checklist – (Rejection Criteria Listing – Using Acceptance Policy) Any False statement will be brought to the attention of the Client – True or False

Pace PEOPLE ADVANCING SCIENCE

Client: Weston & Sampson
Project: Eversource - Simsbury
MCP/RCP Required: CT-RCP
Deliverable Package Req.: RCP - Like
Location: Simsbury, CT
PWSID# (When Applicable): n/a
Arrival Method:
Courier ☑ Fed Ex ☐ Walk In ☐ Other ☐
Received By / Date / Time: Mem 3/22/23 1730
Back-Sheet By / Date / Time: Mem 3/22/23 1845
Temperature Method: Gun # 3/5
Temp ☑ < 6° C Actual Temperature: 21.25, 33.49
Rush Samples: Yes / No Notify: No
Short Hold: Yes / No Notify: No

Notes regarding Samples/COC outside of SOP:

	True	False
Received on Ice	☑	☐
Received in Cooler	☑	☐
Custody Seal: DATE TIME	☐	☑
COC Relinquished	☑	☐
COC/Samples Labels Agree	☑	☐
All Samples in Good Condition	☑	☐
Samples Received within Holding Time	☑	☐
Is there enough Volume	☑	☐
Proper Media/Container Used	☑	☐
Splitting Samples Required	☐	☑
MS/MSD	☐	☑
Trip Blanks	☑	☐
Lab to Filters	☐	☑
COC Legible	☑	☐

COC Included: (Check all included)
Client ☑ Analysis ☑ Sampler Name ☑
Project ☑ IDs ☑ Collection Date/Time ☑

All Samples Proper pH: (N/A) ☐ ☐

Container (Circle when applicable)	UnP	HCl	HNO3	H2SO4	NaOH	Trizma	NaS2O3	Other Preservative
1L (Amber) Plastic	4							
500 mL Amber Plastic								
250 mL Amber Plastic								
Other Amber Clear Plastic								
16oz Amber Clear								
8oz Amber Clear								
4oz Amber Clear								
2oz Amber Clear								
Col/Bacteria								
Flashpoint								
Plastic Bag								
SOC Kit								
Perchlorate								
Encore								
Frozen								

	Proper Headspace	UnP	HCl	MeOH	Bisulfate	DI	Thiosulfate	Sulfuric	Other
Vials	Yes		6						

C:\MSDCHEM\4\DATA\D032923.SEC\D23F088053.D

CT ETPH Discrimination Check

Data File Name D23F088053.D
Data File Path C:\MSDCHEM\4\DATA\D032923.SEC\
Operator GJB
Date Acquired 3/29/1923 19:44
Acq. Method File EPH11D.M
Sample Name ETPH 1500
Instrument Name GCFID4

Name	Ret Time	Target Response	Average Response	*%D+/-20
C-9	1.80	7970111	8991103	11
C-10	2.41	8321085	8991103	7
C-12	3.33	8673149	8991103	4
C-14	4.04	9041617	8991103	-1
C-16	4.65	9282391	8991103	-3
C-18	5.21	9810526	8991103	-9
C-20	5.86	9596313	8991103	-7
C-22	6.64	9518594	8991103	-6
C-24	7.49	9548310	8991103	-6
C-26	8.30	9482812	8991103	-5
C-28	9.04	9230853	8991103	-3
C-30	9.72	8899414	8991103	1
C-32	10.36	8712210	8991103	3
C-34	10.95	8671407	8991103	4
C-36	11.51	8107750	8991103	10

*One compound allowed %D</=50

Samples
23C2517-06RE1
23C2517-07
23C2517-09
23C2517-10
23C2262-04RE1
23C2262-02RE1
23C2262-03RE1
23C2892-09
23C2892-08

C:\MSDCHEM\2\DATA\B033023.SEC\B23F089007.D

CT ETPH Discrimination Check

Data File Name B23F089007.D
Data File Path C:\MSDCHEM\2\DATA\B033023.SEC\
Operator GJB
Date Acquired 3/30/1923 10:56
Acq. Method File EPH04.M
Sample Name ETPH 1500
Instrument Name GCFID2

Name	Ret Time	Target Response	Average Response	*%D+/-20
n-Nonane	1.50	9724558	11198927	13
n-Decane	2.20	9979607	11198927	11
n-Dodecane	3.17	10284361	11198927	8
n-Tetradecane	3.89	10615880	11198927	5
n-Hexadecane	4.50	11004752	11198927	2
n-Octadecane	5.05	11762400	11198927	-5
n-Eicosane	5.64	11591760	11198927	-4
n-Docosane	6.36	11636990	11198927	-4
n-Tetracosane	7.19	11826348	11198927	-6
n-Hexacosane	7.99	11900622	11198927	-6
n-Octacosane	8.73	11800462	11198927	-5
n-Triacontane	9.42	11655822	11198927	-4
n-Dotriacontane	10.05	11549464	11198927	-3
n-Tetratriacontane	10.64	11610720	11198927	-4
n-Hexatriacontane	11.21	11040155	11198927	1

Samples
23C2517-08
23C2517-05
23C2517-12@4X

*One compound allowed %D</=50

C:\MSDCHEM\2\DATA\B033023.SEC\B23F089049.D

CT ETPH Discrimination Check

Data File Name B23F089049.D
Data File Path C:\MSDCHEM\2\DATA\B033023.SEC\
Operator GJB
Date Acquired 3/30/1923 18:45
Acq. Method File EPH04.M
Sample Name ETPH 1500
Instrument Name GCFID2

Name	Ret Time	Target Response	Average Response	*%D+/-20
n-Nonane	1.50	9699263	11172530	13
n-Decane	2.20	10046672	11172530	10
n-Dodecane	3.17	10238832	11172530	8
n-Tetradecane	3.89	10491126	11172530	6
n-Hexadecane	4.50	10876539	11172530	3
n-Octadecane	5.05	11595641	11172530	-4
n-Eicosane	5.63	11469151	11172530	-3
n-Docosane	6.36	11547272	11172530	-3
n-Tetracosane	7.19	11770201	11172530	-5
n-Hexacosane	7.99	11897352	11172530	-6
n-Octacosane	8.73	11818636	11172530	-6
n-Triacontane	9.42	11700229	11172530	-5
n-Dotriacontane	10.05	11642386	11172530	-4
n-Tetratriacontane	10.64	11693708	11172530	-5
n-Hexatriacontane	11.21	11100939	11172530	1

Samples

23C2517-11
23C2892-01
23C2892-12
23C2517-13
23C2892-02
23C2892-03
23C2892-07

*One compound allowed %D</=50

C:\MSDCHEM\4\DATA\D033123\D23F090006.D

CT ETPH Discrimination Check

Data File Name D23F090006.D
Data File Path C:\MSDCHEM\4\DATA\D033123\
Operator GJB
Date Acquired 3/31/1923 13:04
Acq. Method File EPH11D.M
Sample Name ETPH 1500
Instrument Name GCFID4

Name	Ret Time	Target Response	Average Response	*%D+/-20
C-9	1.75	7417656	8646787	14
C-10	2.38	7647493	8646787	12
C-12	3.31	7894719	8646787	9
C-14	4.03	8272012	8646787	4
C-16	4.64	8628482	8646787	0
C-18	5.20	9287443	8646787	-7
C-20	5.85	9228289	8646787	-7
C-22	6.64	9288862	8646787	-7
C-24	7.49	9378034	8646787	-8
C-26	8.29	9310846	8646787	-8
C-28	9.03	9041199	8646787	-5
C-30	9.72	8796602	8646787	-2
C-32	10.35	8617512	8646787	0
C-34	10.95	8652545	8646787	0
C-36	11.51	8240108	8646787	5

*One compound allowed %D</=50

Samples
23C3163-01
23C3163-01RE1
23C3163-02
23C3163-02RE1
23C2517-04
23C2517-18

C:\MSDChem\4\DATA\D040323\D23F093006.D

CT ETPH Discrimination Check

Data File Name D23F093006.D
Data File Path C:\MSDChem\4\DATA\D040323\
Operator GJB
Date Acquired 4/3/1923 9:38
Acq. Method File EPH11D.M
Sample Name ETPH 1500
Instrument Name GCFID4

Name	Ret Time	Target Response	Average Response	*%D+/-20
C-9	1.75	7341443	8461636	13
C-10	2.38	7572564	8461636	11
C-12	3.31	7771875	8461636	8
C-14	4.03	8106348	8461636	4
C-16	4.64	8441847	8461636	0
C-18	5.20	9086675	8461636	-7
C-20	5.85	9014696	8461636	-7
C-22	6.64	9064087	8461636	-7
C-24	7.49	9120321	8461636	-8
C-26	8.30	9049329	8461636	-7
C-28	9.03	8806860	8461636	-4
C-30	9.72	8580485	8461636	-1
C-32	10.35	8424031	8461636	0
C-34	10.95	8463124	8461636	0
C-36	11.51	8080862	8461636	5

Samples
23C2517-16RE1

*One compound allowed %D</=50

C:\MSDChem\4\DATA\D032923\D23F088006.D

CT ETPH Discrimination Check

Data File Name D23F088006.D
Data File Path C:\MSDChem\4\DATA\D032923\
Operator SFM
Date Acquired 3/29/1923 10:26
Acq. Method File EPH11D.M
Sample Name ETPH 1500
Instrument Name GCFID4

Name	Ret Time	Target Response	Average Response	*%D+/-20
C-9	1.75	7115203	8281990	14
C-10	2.38	7328895	8281990	12
C-12	3.31	7612677	8281990	8
C-14	4.03	8002844	8281990	3
C-16	4.65	8335104	8281990	-1
C-18	5.21	8952192	8281990	-8
C-20	5.86	8865008	8281990	-7
C-22	6.65	8893083	8281990	-7
C-24	7.51	8929500	8281990	-8
C-26	8.31	8823664	8281990	-7
C-28	9.05	8572268	8281990	-4
C-30	9.73	8349960	8281990	-1
C-32	10.37	8223097	8281990	1
C-34	10.96	8286606	8281990	0
C-36	11.52	7939741	8281990	4

*One compound allowed %D</=50

Samples
23C2517-14
23C2517-15
23C2517-16
23C2517-17
23C2517-19
23C2517-02
23C2517-03

con-test®
A Pace Analytical® Laboratory

39 Spruce Street * East Longmeadow, MA 01028 * FAX 413/525-6405 * TEL. 413/525-2332

July 7, 2023

Laura Willson
Weston & Sampson
712 Brook Street, Suite 103
Rocky Hill, CT 06067

Project Location: Simsbury, CT
Client Job Number:
Project Number: 2180209
Laboratory Work Order Number: 23F3199

Enclosed are results of analyses for samples as received by the laboratory on June 23, 2023. If you have any questions concerning this report, please feel free to contact me.

Sincerely,



Rebecca Faust
Project Manager

Table of Contents

Sample Summary 3
Case Narrative 4
Sample Results 6
23F3199-01 6
23F3199-02 7
23F3199-03 8
23F3199-04 9
23F3199-05 10
23F3199-06 11
23F3199-07 12
23F3199-08 13
23F3199-09 14
23F3199-10 17
Sample Preparation Information 19
QC Data 20
Volatile Organic Compounds by GC/MS 20
B344358 20
Semivolatile Organic Compounds by GC/MS 23
B345382 23
Petroleum Hydrocarbons Analyses 25
B344563 25
B344643 25
Flag/Qualifier Summary 26
Certifications 27
Chain of Custody/Sample Receipt 29

con-test®
A Pace Analytical® Laboratory

39 Spruce Street * East Longmeadow, MA 01028 * FAX 413/525-6405 * TEL. 413/525-2332

Weston & Sampson
712 Brook Street, Suite 103
Rocky Hill, CT 06067
ATTN: Laura Willson

REPORT DATE: 7/7/2023

PURCHASE ORDER NUMBER: 11003487

PROJECT NUMBER: 2180209

ANALYTICAL SUMMARY

WORK ORDER NUMBER: 23F3199

The results of analyses performed on the following samples submitted to CON-TEST, a Pace Analytical Laboratory, are found in this report.

PROJECT LOCATION: Simsbury, CT

FIELD SAMPLE #	LAB ID:	MATRIX	SAMPLE DESCRIPTION	TEST	SUB LAB
MW-101	23F3199-01	Ground Water		CTDEP ETPH	
CCA-3	23F3199-02	Ground Water		SW-846 8270E	
MW-400	23F3199-03	Ground Water		CTDEP ETPH	
MW-401	23F3199-04	Ground Water		CTDEP ETPH	
MW-402	23F3199-05	Ground Water		CTDEP ETPH	
MW-403	23F3199-06	Ground Water		CTDEP ETPH	
DUP-1	23F3199-07	Ground Water		CTDEP ETPH	
MW-6	23F3199-08	Ground Water		CTDEP ETPH	
MW-102	23F3199-09	Ground Water		CTDEP ETPH	
				SW-846 8260D	
Trip Blank	23F3199-10	Trip Blank Water		SW-846 8260D	

con-test®
A Pace Analytical® Laboratory

39 Spruce Street * East Longmeadow, MA 01028 * FAX 413/525-6405 * TEL. 413/525-2332

CASE NARRATIVE SUMMARY

All reported results are within defined laboratory quality control objectives unless listed below or otherwise qualified in this report.

For method 8270E, only PAHs were requested and reported.

CTDEP ETPH

Qualifications:

L-07

Either laboratory fortified blank/laboratory control sample or duplicate recovery is outside of control limits, but the other is within limits. RPD between the two LFB/LCS results is within method specified criteria.

Analyte & Samples(s) Qualified:

CT ETPH
B344563-BS1, B344643-BS1

SW-846 8260D

Qualifications:

V-05

Continuing calibration verification (CCV) did not meet method specifications and was biased on the low side for this compound.

Analyte & Samples(s) Qualified:

Acetone
23F3199-09[MW-102], 23F3199-10[Trip Blank], B344358-BLK1, B344358-BS1, S089746-CCV1

Trichlorofluoromethane (Freon 11)
23F3199-09[MW-102], 23F3199-10[Trip Blank], B344358-BLK1, B344358-BS1, S089746-CCV1

Vinyl Chloride
23F3199-09[MW-102], 23F3199-10[Trip Blank], B344358-BLK1, B344358-BS1, S089746-CCV1

V-16

Response factor is less than method specified minimum acceptable value. Reduced precision and accuracy may be associated with reported result.

Analyte & Samples(s) Qualified:

1,2-Dibromo-3-chloropropane (DBCP)
S089746-CCV1

Tetrahydrofuran
S089746-CCV1

V-20

Continuing calibration verification (CCV) did not meet method specifications and was biased on the high side. Data validation is not affected since sample result was "not detected" for this compound.

Analyte & Samples(s) Qualified:

1,1-Dichloroethane
B344358-BS1, S089746-CCV1

V-34

Initial calibration verification (ICV) did not meet method specifications and was biased on the low side for this compound. Reported result is estimated.

Analyte & Samples(s) Qualified:

Chloromethane
23F3199-09[MW-102], 23F3199-10[Trip Blank], B344358-BLK1, B344358-BS1, S089746-CCV1

Dichlorodifluoromethane (Freon 12)
23F3199-09[MW-102], 23F3199-10[Trip Blank], B344358-BLK1, B344358-BS1, S089746-CCV1

con-test®
A Pace Analytical® Laboratory

39 Spruce Street * East Longmeadow, MA 01028 * FAX 413/525-6405 * TEL. 413/525-2332

The results of analyses reported only relate to samples submitted to Con-Test, a Pace Analytical Laboratory, for testing.
I certify that the analyses listed above, unless specifically listed as subcontracted, if any, were performed under my direction according to the approved methodologies listed in this document, and that based upon my inquiry of those individuals immediately responsible for obtaining the information, the material contained in this report is, to the best of my knowledge and belief, accurate and complete.



Meghan E. Kelley
Reporting Specialist

con-test®
A Pace Analytical® Laboratory
39 Spruce Street * East Longmeadow, MA 01028 * FAX 413/525-6405 * TEL. 413/525-2332

Project Location: Simsbury, CT | Sample Description: | Work Order: 23F3199

Date Received: 6/23/2023

Field Sample #: MW-101 | Sampled: 6/22/2023 16:40

Sample ID: 23F3199-01

Sample Matrix: Ground Water

Petroleum Hydrocarbons Analyses

Analyte	Results	RL	Units	Dilution	Flag/Qual	Method	Date Prepared	Date/Time Analyzed	Analyst
CT ETPH	0.34	0.20	mg/L	1		CTDEP ETPH	6/29/23	7/3/23 11:34	RDD

Surrogates	% Recovery	Recovery Limits	Flag/Qual	
2-Fluorobiphenyl	67.9	50-150		7/3/23 11:34

con-test®
A Pace Analytical® Laboratory
39 Spruce Street * East Longmeadow, MA 01028 * FAX 413/525-6405 * TEL. 413/525-2332

Project Location: Simsbury, CT | Sample Description: | Work Order: 23F3199

Date Received: 6/23/2023

Field Sample #: CCA-3 | Sampled: 6/22/2023 16:00

Sample ID: 23F3199-02

Sample Matrix: Ground Water

Semivolatile Organic Compounds by GC/MS

Analyte	Results	RL	Units	Dilution	Flag/Qual	Method	Date Prepared	Date/Time Analyzed	Analyst
Acenaphthene (SIM)	ND	0.30	µg/L	1		SW-846 8270E	6/29/23	7/7/23 6:19	AYH
Acenaphthylene (SIM)	ND	0.20	µg/L	1		SW-846 8270E	6/29/23	7/7/23 6:19	AYH
Anthracene (SIM)	ND	0.20	µg/L	1		SW-846 8270E	6/29/23	7/7/23 6:19	AYH
Benzo(a)anthracene (SIM)	ND	0.050	µg/L	1		SW-846 8270E	6/29/23	7/7/23 6:19	AYH
Benzo(a)pyrene (SIM)	ND	0.099	µg/L	1		SW-846 8270E	6/29/23	7/7/23 6:19	AYH
Benzo(b)fluoranthene (SIM)	ND	0.050	µg/L	1		SW-846 8270E	6/29/23	7/7/23 6:19	AYH
Benzo(g,h,i)perylene (SIM)	ND	0.50	µg/L	1		SW-846 8270E	6/29/23	7/7/23 6:19	AYH
Benzo(k)fluoranthene (SIM)	ND	0.20	µg/L	1		SW-846 8270E	6/29/23	7/7/23 6:19	AYH
Chrysene (SIM)	ND	0.20	µg/L	1		SW-846 8270E	6/29/23	7/7/23 6:19	AYH
Dibenz(a,h)anthracene (SIM)	ND	0.099	µg/L	1		SW-846 8270E	6/29/23	7/7/23 6:19	AYH
Fluoranthene (SIM)	ND	0.50	µg/L	1		SW-846 8270E	6/29/23	7/7/23 6:19	AYH
Fluorene (SIM)	ND	0.99	µg/L	1		SW-846 8270E	6/29/23	7/7/23 6:19	AYH
Indeno(1,2,3-cd)pyrene (SIM)	ND	0.099	µg/L	1		SW-846 8270E	6/29/23	7/7/23 6:19	AYH
2-Methylnaphthalene (SIM)	ND	0.99	µg/L	1		SW-846 8270E	6/29/23	7/7/23 6:19	AYH
Naphthalene (SIM)	ND	0.99	µg/L	1		SW-846 8270E	6/29/23	7/7/23 6:19	AYH
Phenanthrene (SIM)	ND	0.050	µg/L	1		SW-846 8270E	6/29/23	7/7/23 6:19	AYH
Pyrene (SIM)	ND	0.99	µg/L	1		SW-846 8270E	6/29/23	7/7/23 6:19	AYH

Surrogates	% Recovery	Recovery Limits	Flag/Qual	
Nitrobenzene-d5	65.4	30-130		7/7/23 6:19
2-Fluorobiphenyl	79.1	30-130		7/7/23 6:19
p-Terphenyl-d14	96.8	30-130		7/7/23 6:19

con-test®
A Pace Analytical® Laboratory
39 Spruce Street * East Longmeadow, MA 01028 * FAX 413/525-6405 * TEL. 413/525-2332

Project Location: Simsbury, CT | Sample Description: | Work Order: 23F3199

Date Received: 6/23/2023

Field Sample #: MW-400 | Sampled: 6/22/2023 12:12

Sample ID: 23F3199-03

Sample Matrix: Ground Water

Petroleum Hydrocarbons Analyses

Analyte	Results	RL	Units	Dilution	Flag/Qual	Method	Date Prepared	Date/Time Analyzed	Analyst
CT ETPH	ND	0.20	mg/L	1		CTDEP ETPH	6/28/23	7/3/23 10:39	GJB

Surrogates	% Recovery	Recovery Limits	Flag/Qual	
2-Fluorobiphenyl	61.5	50-150		7/3/23 10:39

con-test®
A Pace Analytical® Laboratory
39 Spruce Street * East Longmeadow, MA 01028 * FAX 413/525-6405 * TEL. 413/525-2332

Project Location: Simsbury, CT | Sample Description: | Work Order: 23F3199

Date Received: 6/23/2023

Field Sample #: MW-401 | Sampled: 6/22/2023 13:00

Sample ID: 23F3199-04

Sample Matrix: Ground Water

Petroleum Hydrocarbons Analyses

Analyte	Results	RL	Units	Dilution	Flag/Qual	Method	Date Prepared	Date/Time Analyzed	Analyst
CT ETPH	ND	0.20	mg/L	1		CTDEP ETPH	6/29/23	7/3/23 10:51	RDD

Surrogates	% Recovery	Recovery Limits	Flag/Qual	
2-Fluorobiphenyl	61.2	50-150		7/3/23 10:51

con-test®
A Pace Analytical® Laboratory

39 Spruce Street * East Longmeadow, MA 01028 * FAX 413/525-6405 * TEL. 413/525-2332

Project Location: Simsbury, CT
Sample Description:
Work Order: 23F3199

Date Received: 6/23/2023

Field Sample #: MW-402
Sampled: 6/22/2023 10:35

Sample ID: 23F3199-05

Sample Matrix: Ground Water

Petroleum Hydrocarbons Analyses

Analyte	Results	RL	Units	Dilution	Flag/Qual	Method	Date Prepared	Date/Time Analyzed	Analyst
CT ETPH	ND	0.20	mg/L	1		CTDEP ETPH	6/28/23	7/3/23 9:57	GJB

con-test®
A Pace Analytical® Laboratory

39 Spruce Street * East Longmeadow, MA 01028 * FAX 413/525-6405 * TEL. 413/525-2332

Project Location: Simsbury, CT | Sample Description: | Work Order: 23F3199

Date Received: 6/23/2023

Field Sample #: MW-403 | Sampled: 6/22/2023 09:10

Sample ID: 23F3199-06

Sample Matrix: Ground Water

Petroleum Hydrocarbons Analyses

Analyte	Results	RL	Units	Dilution	Flag/Qual	Method	Date Prepared	Date/Time Analyzed	Analyst
CT ETPH	ND	0.20	mg/L	1		CTDEP ETPH	6/28/23	7/3/23 10:59	GJB

Surrogates	% Recovery	Recovery Limits	Flag/Qual	
2-Fluorobiphenyl	54.7	50-150		7/3/23 10:59

con-test®
A Pace Analytical® Laboratory
39 Spruce Street * East Longmeadow, MA 01028 * FAX 413/525-6405 * TEL. 413/525-2332

Project Location: Simsbury, CT
Sample Description:
Work Order: 23F3199

Date Received: 6/23/2023

Field Sample #: DUP-1
Sampled: 6/22/2023 00:00

Sample ID: 23F3199-07

Sample Matrix: Ground Water

Petroleum Hydrocarbons Analyses

Analyte	Results	RL	Units	Dilution	Flag/Qual	Method	Date Prepared	Date/Time Analyzed	Analyst
CT ETPH	ND	0.20	mg/L	1		CTDEP ETPH	6/28/23	7/3/23 10:29	RDD

Surrogates	% Recovery	Recovery Limits	Flag/Qual	
2-Fluorobiphenyl	69.1	50-150		7/3/23 10:29

con-test®
A Pace Analytical® Laboratory

39 Spruce Street * East Longmeadow, MA 01028 * FAX 413/525-6405 * TEL. 413/525-2332

Project Location: Simsbury, CT | Sample Description: | Work Order: 23F3199

Date Received: 6/23/2023

Field Sample #: MW-6 | Sampled: 6/22/2023 14:40

Sample ID: 23F3199-08

Sample Matrix: Ground Water

Petroleum Hydrocarbons Analyses

Analyte	Results	RL	Units	Dilution	Flag/Qual	Method	Date Prepared	Date/Time Analyzed	Analyst
CT ETPH	ND	0.20	mg/L	1		CTDEP ETPH	6/29/23	7/3/23 11:20	GJB

Surrogates	% Recovery	Recovery Limits	Flag/Qual	
2-Fluorobiphenyl	58.3	50-150		7/3/23 11:20

con-test®
A Pace Analytical® Laboratory
39 Spruce Street * East Longmeadow, MA 01028 * FAX 413/525-6405 * TEL. 413/525-2332

Project Location: Simsbury, CT | Sample Description: | Work Order: 23F3199

Date Received: 6/23/2023

Field Sample #: MW-102 | Sampled: 6/22/2023 15:35

Sample ID: 23F3199-09

Sample Matrix: Ground Water

Volatile Organic Compounds by GC/MS

Analyte	Results	RL	Units	Dilution	Flag/Qual	Method	Date Prepared	Date/Time Analyzed	Analyst
Acetone	ND	10	µg/L	1	V-05	SW-846 8260D	6/27/23	6/27/23 16:08	EEH
Acrylonitrile	ND	2.0	µg/L	1		SW-846 8260D	6/27/23	6/27/23 16:08	EEH
Benzene	ND	0.50	µg/L	1		SW-846 8260D	6/27/23	6/27/23 16:08	EEH
Bromobenzene	ND	0.50	µg/L	1		SW-846 8260D	6/27/23	6/27/23 16:08	EEH
Bromodichloromethane	ND	0.50	µg/L	1		SW-846 8260D	6/27/23	6/27/23 16:08	EEH
Bromoform	ND	0.50	µg/L	1		SW-846 8260D	6/27/23	6/27/23 16:08	EEH
Bromomethane	ND	2.0	µg/L	1		SW-846 8260D	6/27/23	6/27/23 16:08	EEH
2-Butanone (MEK)	ND	5.0	µg/L	1		SW-846 8260D	6/27/23	6/27/23 16:08	EEH
n-Butylbenzene	ND	1.0	µg/L	1		SW-846 8260D	6/27/23	6/27/23 16:08	EEH
sec-Butylbenzene	ND	1.0	µg/L	1		SW-846 8260D	6/27/23	6/27/23 16:08	EEH
tert-Butylbenzene	ND	1.0	µg/L	1		SW-846 8260D	6/27/23	6/27/23 16:08	EEH
Carbon Disulfide	ND	5.0	µg/L	1		SW-846 8260D	6/27/23	6/27/23 16:08	EEH
Carbon Tetrachloride	ND	0.50	µg/L	1		SW-846 8260D	6/27/23	6/27/23 16:08	EEH
Chlorobenzene	ND	0.50	µg/L	1		SW-846 8260D	6/27/23	6/27/23 16:08	EEH
Chlorodibromomethane	ND	0.50	µg/L	1		SW-846 8260D	6/27/23	6/27/23 16:08	EEH
Chloroethane	ND	0.50	µg/L	1		SW-846 8260D	6/27/23	6/27/23 16:08	EEH
Chloroform	ND	0.50	µg/L	1		SW-846 8260D	6/27/23	6/27/23 16:08	EEH
Chloromethane	ND	0.60	µg/L	1	V-34	SW-846 8260D	6/27/23	6/27/23 16:08	EEH
2-Chlorotoluene	ND	0.50	µg/L	1		SW-846 8260D	6/27/23	6/27/23 16:08	EEH
4-Chlorotoluene	ND	0.50	µg/L	1		SW-846 8260D	6/27/23	6/27/23 16:08	EEH
1,2-Dibromo-3-chloropropane (DBCP)	ND	1.0	µg/L	1		SW-846 8260D	6/27/23	6/27/23 16:08	EEH
1,2-Dibromoethane (EDB)	ND	0.50	µg/L	1		SW-846 8260D	6/27/23	6/27/23 16:08	EEH
Dibromomethane	ND	0.50	µg/L	1		SW-846 8260D	6/27/23	6/27/23 16:08	EEH
1,2-Dichlorobenzene	ND	0.50	µg/L	1		SW-846 8260D	6/27/23	6/27/23 16:08	EEH
1,3-Dichlorobenzene	ND	0.50	µg/L	1		SW-846 8260D	6/27/23	6/27/23 16:08	EEH
1,4-Dichlorobenzene	ND	0.50	µg/L	1		SW-846 8260D	6/27/23	6/27/23 16:08	EEH
trans-1,4-Dichloro-2-butene	ND	2.0	µg/L	1		SW-846 8260D	6/27/23	6/27/23 16:08	EEH
Dichlorodifluoromethane (Freon 12)	ND	0.50	µg/L	1	V-34	SW-846 8260D	6/27/23	6/27/23 16:08	EEH
1,1-Dichloroethane	ND	0.50	µg/L	1		SW-846 8260D	6/27/23	6/27/23 16:08	EEH
1,2-Dichloroethane	ND	1.0	µg/L	1		SW-846 8260D	6/27/23	6/27/23 16:08	EEH
1,1-Dichloroethylene	ND	0.50	µg/L	1		SW-846 8260D	6/27/23	6/27/23 16:08	EEH
cis-1,2-Dichloroethylene	ND	0.50	µg/L	1		SW-846 8260D	6/27/23	6/27/23 16:08	EEH
trans-1,2-Dichloroethylene	ND	1.0	µg/L	1		SW-846 8260D	6/27/23	6/27/23 16:08	EEH
1,2-Dichloropropane	ND	0.50	µg/L	1		SW-846 8260D	6/27/23	6/27/23 16:08	EEH
1,3-Dichloropropane	ND	0.50	µg/L	1		SW-846 8260D	6/27/23	6/27/23 16:08	EEH
2,2-Dichloropropane	ND	0.50	µg/L	1		SW-846 8260D	6/27/23	6/27/23 16:08	EEH
1,1-Dichloropropene	ND	0.50	µg/L	1		SW-846 8260D	6/27/23	6/27/23 16:08	EEH
cis-1,3-Dichloropropene	ND	0.50	µg/L	1		SW-846 8260D	6/27/23	6/27/23 16:08	EEH
trans-1,3-Dichloropropene	ND	0.50	µg/L	1		SW-846 8260D	6/27/23	6/27/23 16:08	EEH
Ethylbenzene	ND	0.50	µg/L	1		SW-846 8260D	6/27/23	6/27/23 16:08	EEH
Hexachlorobutadiene	ND	0.60	µg/L	1		SW-846 8260D	6/27/23	6/27/23 16:08	EEH
2-Hexanone (MBK)	ND	5.0	µg/L	1		SW-846 8260D	6/27/23	6/27/23 16:08	EEH
Isopropylbenzene (Cumene)	ND	0.50	µg/L	1		SW-846 8260D	6/27/23	6/27/23 16:08	EEH
p-Isopropyltoluene (p-Cymene)	ND	0.50	µg/L	1		SW-846 8260D	6/27/23	6/27/23 16:08	EEH

con-test®
A Pace Analytical® Laboratory
39 Spruce Street * East Longmeadow, MA 01028 * FAX 413/525-6405 * TEL. 413/525-2332

Project Location: Simsbury, CT | Sample Description: | Work Order: 23F3199

Date Received: 6/23/2023

Field Sample #: MW-102 | Sampled: 6/22/2023 15:35

Sample ID: 23F3199-09

Sample Matrix: Ground Water

Volatile Organic Compounds by GC/MS

Analyte	Results	RL	Units	Dilution	Flag/Qual	Method	Date Prepared	Date/Time Analyzed	Analyst
Methyl tert-Butyl Ether (MTBE)	ND	0.50	µg/L	1		SW-846 8260D	6/27/23	6/27/23 16:08	EEH
Methylene Chloride	ND	5.0	µg/L	1		SW-846 8260D	6/27/23	6/27/23 16:08	EEH
4-Methyl-2-pentanone (MIBK)	ND	5.0	µg/L	1		SW-846 8260D	6/27/23	6/27/23 16:08	EEH
Naphthalene	ND	2.0	µg/L	1		SW-846 8260D	6/27/23	6/27/23 16:08	EEH
n-Propylbenzene	ND	1.0	µg/L	1		SW-846 8260D	6/27/23	6/27/23 16:08	EEH
Styrene	ND	1.0	µg/L	1		SW-846 8260D	6/27/23	6/27/23 16:08	EEH
1,1,1,2-Tetrachloroethane	ND	0.50	µg/L	1		SW-846 8260D	6/27/23	6/27/23 16:08	EEH
1,1,2,2-Tetrachloroethane	ND	0.50	µg/L	1		SW-846 8260D	6/27/23	6/27/23 16:08	EEH
Tetrachloroethylene	ND	1.0	µg/L	1		SW-846 8260D	6/27/23	6/27/23 16:08	EEH
Tetrahydrofuran	ND	10	µg/L	1		SW-846 8260D	6/27/23	6/27/23 16:08	EEH
Toluene	ND	1.0	µg/L	1		SW-846 8260D	6/27/23	6/27/23 16:08	EEH
1,2,3-Trichlorobenzene	ND	1.0	µg/L	1		SW-846 8260D	6/27/23	6/27/23 16:08	EEH
1,2,4-Trichlorobenzene	ND	0.50	µg/L	1		SW-846 8260D	6/27/23	6/27/23 16:08	EEH
1,1,1-Trichloroethane	ND	0.50	µg/L	1		SW-846 8260D	6/27/23	6/27/23 16:08	EEH
1,1,2-Trichloroethane	ND	0.50	µg/L	1		SW-846 8260D	6/27/23	6/27/23 16:08	EEH
Trichloroethylene	ND	1.0	µg/L	1		SW-846 8260D	6/27/23	6/27/23 16:08	EEH
Trichlorofluoromethane (Freon 11)	ND	2.0	µg/L	1	V-05	SW-846 8260D	6/27/23	6/27/23 16:08	EEH
1,2,3-Trichloropropane	ND	0.50	µg/L	1		SW-846 8260D	6/27/23	6/27/23 16:08	EEH
1,1,2-Trichloro-1,2,2-trifluoroethane (Freon 113)	ND	0.50	µg/L	1		SW-846 8260D	6/27/23	6/27/23 16:08	EEH
1,2,4-Trimethylbenzene	ND	0.50	µg/L	1		SW-846 8260D	6/27/23	6/27/23 16:08	EEH
1,3,5-Trimethylbenzene	ND	0.50	µg/L	1		SW-846 8260D	6/27/23	6/27/23 16:08	EEH
Vinyl Chloride	ND	1.0	µg/L	1	V-05	SW-846 8260D	6/27/23	6/27/23 16:08	EEH
m+p Xylene	ND	2.0	µg/L	1		SW-846 8260D	6/27/23	6/27/23 16:08	EEH
o-Xylene	ND	1.0	µg/L	1		SW-846 8260D	6/27/23	6/27/23 16:08	EEH

Surrogates	% Recovery	Recovery Limits	Flag/Qual	
1,2-Dichloroethane-d4	106	70-130		6/27/23 16:08
Toluene-d8	99.8	70-130		6/27/23 16:08
4-Bromofluorobenzene	94.2	70-130		6/27/23 16:08

con-test®
A Pace Analytical® Laboratory

39 Spruce Street * East Longmeadow, MA 01028 * FAX 413/525-6405 * TEL. 413/525-2332

Project Location: Simsbury, CT | Sample Description: | Work Order: 23F3199

Date Received: 6/23/2023

Field Sample #: MW-102 | Sampled: 6/22/2023 15:35

Sample ID: 23F3199-09

Sample Matrix: Ground Water

Petroleum Hydrocarbons Analyses

Analyte	Results	RL	Units	Dilution	Flag/Qual	Method	Date Prepared	Date/Time Analyzed	Analyst
CT ETPH	0.43	0.20	mg/L	1		CTDEP ETPH	6/29/23	7/3/23 18:14	SFM

Surrogates	% Recovery	Recovery Limits	Flag/Qual	
2-Fluorobiphenyl	61.8	50-150		7/3/23 18:14

con-test®
A Pace Analytical® Laboratory
39 Spruce Street * East Longmeadow, MA 01028 * FAX 413/525-6405 * TEL. 413/525-2332

Project Location: Simsbury, CT | Sample Description: | Work Order: 23F3199

Date Received: 6/23/2023

Field Sample #: Trip Blank | Sampled: 6/22/2023 00:00

Sample ID: 23F3199-10

Sample Matrix: Trip Blank Water

Volatile Organic Compounds by GC/MS

Analyte	Results	RL	Units	Dilution	Flag/Qual	Method	Date Prepared	Date/Time Analyzed	Analyst
Acetone	ND	10	µg/L	1	V-05	SW-846 8260D	6/27/23	6/27/23 13:22	EEH
Acrylonitrile	ND	2.0	µg/L	1		SW-846 8260D	6/27/23	6/27/23 13:22	EEH
Benzene	ND	0.50	µg/L	1		SW-846 8260D	6/27/23	6/27/23 13:22	EEH
Bromobenzene	ND	0.50	µg/L	1		SW-846 8260D	6/27/23	6/27/23 13:22	EEH
Bromodichloromethane	ND	0.50	µg/L	1		SW-846 8260D	6/27/23	6/27/23 13:22	EEH
Bromoform	ND	0.50	µg/L	1		SW-846 8260D	6/27/23	6/27/23 13:22	EEH
Bromomethane	ND	2.0	µg/L	1		SW-846 8260D	6/27/23	6/27/23 13:22	EEH
2-Butanone (MEK)	ND	5.0	µg/L	1		SW-846 8260D	6/27/23	6/27/23 13:22	EEH
n-Butylbenzene	ND	1.0	µg/L	1		SW-846 8260D	6/27/23	6/27/23 13:22	EEH
sec-Butylbenzene	ND	1.0	µg/L	1		SW-846 8260D	6/27/23	6/27/23 13:22	EEH
tert-Butylbenzene	ND	1.0	µg/L	1		SW-846 8260D	6/27/23	6/27/23 13:22	EEH
Carbon Disulfide	ND	5.0	µg/L	1		SW-846 8260D	6/27/23	6/27/23 13:22	EEH
Carbon Tetrachloride	ND	0.50	µg/L	1		SW-846 8260D	6/27/23	6/27/23 13:22	EEH
Chlorobenzene	ND	0.50	µg/L	1		SW-846 8260D	6/27/23	6/27/23 13:22	EEH
Chlorodibromomethane	ND	0.50	µg/L	1		SW-846 8260D	6/27/23	6/27/23 13:22	EEH
Chloroethane	ND	0.50	µg/L	1		SW-846 8260D	6/27/23	6/27/23 13:22	EEH
Chloroform	ND	0.50	µg/L	1		SW-846 8260D	6/27/23	6/27/23 13:22	EEH
Chloromethane	ND	0.60	µg/L	1	V-34	SW-846 8260D	6/27/23	6/27/23 13:22	EEH
2-Chlorotoluene	ND	0.50	µg/L	1		SW-846 8260D	6/27/23	6/27/23 13:22	EEH
4-Chlorotoluene	ND	0.50	µg/L	1		SW-846 8260D	6/27/23	6/27/23 13:22	EEH
1,2-Dibromo-3-chloropropane (DBCP)	ND	1.0	µg/L	1		SW-846 8260D	6/27/23	6/27/23 13:22	EEH
1,2-Dibromoethane (EDB)	ND	0.50	µg/L	1		SW-846 8260D	6/27/23	6/27/23 13:22	EEH
Dibromomethane	ND	0.50	µg/L	1		SW-846 8260D	6/27/23	6/27/23 13:22	EEH
1,2-Dichlorobenzene	ND	0.50	µg/L	1		SW-846 8260D	6/27/23	6/27/23 13:22	EEH
1,3-Dichlorobenzene	ND	0.50	µg/L	1		SW-846 8260D	6/27/23	6/27/23 13:22	EEH
1,4-Dichlorobenzene	ND	0.50	µg/L	1		SW-846 8260D	6/27/23	6/27/23 13:22	EEH
trans-1,4-Dichloro-2-butene	ND	2.0	µg/L	1		SW-846 8260D	6/27/23	6/27/23 13:22	EEH
Dichlorodifluoromethane (Freon 12)	ND	0.50	µg/L	1	V-34	SW-846 8260D	6/27/23	6/27/23 13:22	EEH
1,1-Dichloroethane	ND	0.50	µg/L	1		SW-846 8260D	6/27/23	6/27/23 13:22	EEH
1,2-Dichloroethane	ND	1.0	µg/L	1		SW-846 8260D	6/27/23	6/27/23 13:22	EEH
1,1-Dichloroethylene	ND	0.50	µg/L	1		SW-846 8260D	6/27/23	6/27/23 13:22	EEH
cis-1,2-Dichloroethylene	ND	0.50	µg/L	1		SW-846 8260D	6/27/23	6/27/23 13:22	EEH
trans-1,2-Dichloroethylene	ND	1.0	µg/L	1		SW-846 8260D	6/27/23	6/27/23 13:22	EEH
1,2-Dichloropropane	ND	0.50	µg/L	1		SW-846 8260D	6/27/23	6/27/23 13:22	EEH
1,3-Dichloropropane	ND	0.50	µg/L	1		SW-846 8260D	6/27/23	6/27/23 13:22	EEH
2,2-Dichloropropane	ND	0.50	µg/L	1		SW-846 8260D	6/27/23	6/27/23 13:22	EEH
1,1-Dichloropropene	ND	0.50	µg/L	1		SW-846 8260D	6/27/23	6/27/23 13:22	EEH
cis-1,3-Dichloropropene	ND	0.50	µg/L	1		SW-846 8260D	6/27/23	6/27/23 13:22	EEH
trans-1,3-Dichloropropene	ND	0.50	µg/L	1		SW-846 8260D	6/27/23	6/27/23 13:22	EEH
Ethylbenzene	ND	0.50	µg/L	1		SW-846 8260D	6/27/23	6/27/23 13:22	EEH
Hexachlorobutadiene	ND	0.60	µg/L	1		SW-846 8260D	6/27/23	6/27/23 13:22	EEH
2-Hexanone (MBK)	ND	5.0	µg/L	1		SW-846 8260D	6/27/23	6/27/23 13:22	EEH
Isopropylbenzene (Cumene)	ND	0.50	µg/L	1		SW-846 8260D	6/27/23	6/27/23 13:22	EEH
p-Isopropyltoluene (p-Cymene)	ND	0.50	µg/L	1		SW-846 8260D	6/27/23	6/27/23 13:22	EEH

con-test®
A Pace Analytical® Laboratory
39 Spruce Street * East Longmeadow, MA 01028 * FAX 413/525-6405 * TEL. 413/525-2332

Project Location: Simsbury, CT | Sample Description: | Work Order: 23F3199

Date Received: 6/23/2023

Field Sample #: Trip Blank | Sampled: 6/22/2023 00:00

Sample ID: 23F3199-10

Sample Matrix: Trip Blank Water

Volatile Organic Compounds by GC/MS

Analyte	Results	RL	Units	Dilution	Flag/Qual	Method	Date Prepared	Date/Time Analyzed	Analyst
Methyl tert-Butyl Ether (MTBE)	ND	0.50	µg/L	1		SW-846 8260D	6/27/23	6/27/23 13:22	EEH
Methylene Chloride	ND	5.0	µg/L	1		SW-846 8260D	6/27/23	6/27/23 13:22	EEH
4-Methyl-2-pentanone (MIBK)	ND	5.0	µg/L	1		SW-846 8260D	6/27/23	6/27/23 13:22	EEH
Naphthalene	ND	2.0	µg/L	1		SW-846 8260D	6/27/23	6/27/23 13:22	EEH
n-Propylbenzene	ND	1.0	µg/L	1		SW-846 8260D	6/27/23	6/27/23 13:22	EEH
Styrene	ND	1.0	µg/L	1		SW-846 8260D	6/27/23	6/27/23 13:22	EEH
1,1,1,2-Tetrachloroethane	ND	0.50	µg/L	1		SW-846 8260D	6/27/23	6/27/23 13:22	EEH
1,1,2,2-Tetrachloroethane	ND	0.50	µg/L	1		SW-846 8260D	6/27/23	6/27/23 13:22	EEH
Tetrachloroethylene	ND	1.0	µg/L	1		SW-846 8260D	6/27/23	6/27/23 13:22	EEH
Tetrahydrofuran	ND	10	µg/L	1		SW-846 8260D	6/27/23	6/27/23 13:22	EEH
Toluene	ND	1.0	µg/L	1		SW-846 8260D	6/27/23	6/27/23 13:22	EEH
1,2,3-Trichlorobenzene	ND	1.0	µg/L	1		SW-846 8260D	6/27/23	6/27/23 13:22	EEH
1,2,4-Trichlorobenzene	ND	0.50	µg/L	1		SW-846 8260D	6/27/23	6/27/23 13:22	EEH
1,1,1-Trichloroethane	ND	0.50	µg/L	1		SW-846 8260D	6/27/23	6/27/23 13:22	EEH
1,1,2-Trichloroethane	ND	0.50	µg/L	1		SW-846 8260D	6/27/23	6/27/23 13:22	EEH
Trichloroethylene	ND	1.0	µg/L	1		SW-846 8260D	6/27/23	6/27/23 13:22	EEH
Trichlorofluoromethane (Freon 11)	ND	2.0	µg/L	1	V-05	SW-846 8260D	6/27/23	6/27/23 13:22	EEH
1,2,3-Trichloropropane	ND	0.50	µg/L	1		SW-846 8260D	6/27/23	6/27/23 13:22	EEH
1,1,2-Trichloro-1,2,2-trifluoroethane (Freon 113)	ND	0.50	µg/L	1		SW-846 8260D	6/27/23	6/27/23 13:22	EEH
1,2,4-Trimethylbenzene	ND	0.50	µg/L	1		SW-846 8260D	6/27/23	6/27/23 13:22	EEH
1,3,5-Trimethylbenzene	ND	0.50	µg/L	1		SW-846 8260D	6/27/23	6/27/23 13:22	EEH
Vinyl Chloride	ND	1.0	µg/L	1	V-05	SW-846 8260D	6/27/23	6/27/23 13:22	EEH
m+p Xylene	ND	2.0	µg/L	1		SW-846 8260D	6/27/23	6/27/23 13:22	EEH
o-Xylene	ND	1.0	µg/L	1		SW-846 8260D	6/27/23	6/27/23 13:22	EEH

Surrogates	% Recovery	Recovery Limits	Flag/Qual	
1,2-Dichloroethane-d4	106	70-130		6/27/23 13:22
Toluene-d8	101	70-130		6/27/23 13:22
4-Bromofluorobenzene	94.8	70-130		6/27/23 13:22

con-test®
A Pace Analytical® Laboratory

39 Spruce Street * East Longmeadow, MA 01028 * FAX 413/525-6405 * TEL. 413/525-2332

Sample Extraction Data

Prep Method:SW-846 3510C **Analytical Method:CTDEP ETPH**

Lab Number [Field ID]	Batch	Initial [mL]	Final [mL]	Date
23F3199-03 [MW-400]	B344563	1010	1.00	06/28/23
23F3199-05 [MW-402]	B344563	1000	1.00	06/28/23
23F3199-06 [MW-403]	B344563	1010	1.00	06/28/23
23F3199-07 [DUP-1]	B344563	1020	1.00	06/28/23

Prep Method:SW-846 3510C **Analytical Method:CTDEP ETPH**

Lab Number [Field ID]	Batch	Initial [mL]	Final [mL]	Date
23F3199-01 [MW-101]	B344643	1010	1.00	06/29/23
23F3199-04 [MW-401]	B344643	1000	1.00	06/29/23
23F3199-08 [MW-6]	B344643	1000	1.00	06/29/23
23F3199-09 [MW-102]	B344643	1000	1.00	06/29/23

Prep Method:SW-846 5030B **Analytical Method:SW-846 8260D**

Lab Number [Field ID]	Batch	Initial [mL]	Final [mL]	Date
23F3199-09 [MW-102]	B344358	5	5.00	06/27/23
23F3199-10 [Trip Blank]	B344358	5	5.00	06/27/23

Prep Method:SW-846 3510C **Analytical Method:SW-846 8270E**

Lab Number [Field ID]	Batch	Initial [mL]	Final [mL]	Date
23F3199-02 [CCA-3]	B345382	1010	1.00	06/29/23

con-test®
A Pace Analytical® Laboratory

39 Spruce Street * East Longmeadow, MA 01028 * FAX 413/525-6405 * TEL. 413/525-2332

QUALITY CONTROL

Volatile Organic Compounds by GC/MS - Quality Control

Analyte	Result	Reporting Limit	Units	Spike Level	Source Result	%REC	%REC Limits	RPD	RPD Limit	Notes
Batch B344358 - SW-846 5030B										
Blank (B344358-BLK1)				Prepared & Analyzed: 06/27/23						
Acetone	ND	10	µg/L							V-05
Acrylonitrile	ND	2.0	µg/L							
Benzene	ND	0.50	µg/L							
Bromobenzene	ND	0.50	µg/L							
Bromodichloromethane	ND	0.50	µg/L							
Bromoform	ND	0.50	µg/L							
Bromomethane	ND	2.0	µg/L							
2-Butanone (MEK)	ND	5.0	µg/L							
n-Butylbenzene	ND	1.0	µg/L							
sec-Butylbenzene	ND	1.0	µg/L							
tert-Butylbenzene	ND	1.0	µg/L							
Carbon Disulfide	ND	5.0	µg/L							
Carbon Tetrachloride	ND	0.50	µg/L							
Chlorobenzene	ND	0.50	µg/L							
Chlorodibromomethane	ND	0.50	µg/L							
Chloroethane	ND	0.50	µg/L							
Chloroform	ND	0.50	µg/L							
Chloromethane	ND	0.60	µg/L							V-34
2-Chlorotoluene	ND	0.50	µg/L							
4-Chlorotoluene	ND	0.50	µg/L							
1,2-Dibromo-3-chloropropane (DBCP)	ND	1.0	µg/L							
1,2-Dibromoethane (EDB)	ND	0.50	µg/L							
Dibromomethane	ND	0.50	µg/L							
1,2-Dichlorobenzene	ND	0.50	µg/L							
1,3-Dichlorobenzene	ND	0.50	µg/L							
1,4-Dichlorobenzene	ND	0.50	µg/L							
trans-1,4-Dichloro-2-butene	ND	2.0	µg/L							
Dichlorodifluoromethane (Freon 12)	ND	0.50	µg/L							V-34
1,1-Dichloroethane	ND	0.50	µg/L							
1,2-Dichloroethane	ND	0.50	µg/L							
1,1-Dichloroethylene	ND	0.50	µg/L							
cis-1,2-Dichloroethylene	ND	0.50	µg/L							
trans-1,2-Dichloroethylene	ND	1.0	µg/L							
1,2-Dichloropropane	ND	0.50	µg/L							
1,3-Dichloropropane	ND	0.50	µg/L							
2,2-Dichloropropane	ND	0.50	µg/L							
1,1-Dichloropropene	ND	0.50	µg/L							
cis-1,3-Dichloropropene	ND	0.50	µg/L							
trans-1,3-Dichloropropene	ND	0.50	µg/L							
Ethylbenzene	ND	0.50	µg/L							
Hexachlorobutadiene	ND	0.60	µg/L							
2-Hexanone (MBK)	ND	5.0	µg/L							
Isopropylbenzene (Cumene)	ND	0.50	µg/L							
p-Isopropyltoluene (p-Cymene)	ND	0.50	µg/L							
Methyl tert-Butyl Ether (MTBE)	ND	0.50	µg/L							
Methylene Chloride	ND	5.0	µg/L							
4-Methyl-2-pentanone (MIBK)	ND	5.0	µg/L							
Naphthalene	ND	2.0	µg/L							
n-Propylbenzene	ND	1.0	µg/L							
Styrene	ND	1.0	µg/L							
1,1,1,2-Tetrachloroethane	ND	0.50	µg/L							
1,1,2,2-Tetrachloroethane	ND	0.50	µg/L							

con-test®
A Pace Analytical® Laboratory

39 Spruce Street * East Longmeadow, MA 01028 * FAX 413/525-6405 * TEL. 413/525-2332

QUALITY CONTROL

Volatile Organic Compounds by GC/MS - Quality Control

Analyte	Result	Reporting Limit	Units	Spike Level	Source Result	%REC	%REC Limits	RPD	RPD Limit	Notes
Batch B344358 - SW-846 5030B										
Blank (B344358-BLK1)				Prepared & Analyzed: 06/27/23						
Tetrachloroethylene	ND	1.0	µg/L							
Tetrahydrofuran	ND	10	µg/L							
Toluene	ND	1.0	µg/L							
1,2,3-Trichlorobenzene	ND	1.0	µg/L							
1,2,4-Trichlorobenzene	ND	0.50	µg/L							
1,1,1-Trichloroethane	ND	0.50	µg/L							
1,1,2-Trichloroethane	ND	0.50	µg/L							
Trichloroethylene	ND	1.0	µg/L							
Trichlorofluoromethane (Freon 11)	ND	2.0	µg/L							V-05
1,2,3-Trichloropropane	ND	0.50	µg/L							
1,1,2-Trichloro-1,2,2-trifluoroethane (Freon 113)	ND	0.50	µg/L							
1,2,4-Trimethylbenzene	ND	0.50	µg/L							
1,3,5-Trimethylbenzene	ND	0.50	µg/L							
Vinyl Chloride	ND	1.0	µg/L							V-05
m+p Xylene	ND	2.0	µg/L							
o-Xylene	ND	1.0	µg/L							
Surrogate: 1,2-Dichloroethane-d4	*26.6*		µg/L	25.0		106	70-130			
Surrogate: Toluene-d8	*24.9*		µg/L	25.0		99.4	70-130			
Surrogate: 4-Bromofluorobenzene	*24.3*		µg/L	25.0		97.2	70-130			
LCS (B344358-BS1)				Prepared & Analyzed: 06/27/23						
Acetone	77.6	10	µg/L	100		77.6	40-160			V-05
Acrylonitrile	8.66	2.0	µg/L	10.0		86.6	70-130			
Benzene	11.6	0.50	µg/L	10.0		116	70-130			
Bromobenzene	10.6	0.50	µg/L	10.0		106	70-130			
Bromodichloromethane	11.0	0.50	µg/L	10.0		110	70-130			
Bromoform	8.50	0.50	µg/L	10.0		85.0	70-130			
Bromomethane	9.73	2.0	µg/L	10.0		97.3	40-160			
2-Butanone (MEK)	100	5.0	µg/L	100		100	40-160			
n-Butylbenzene	10.5	1.0	µg/L	10.0		105	70-130			
sec-Butylbenzene	10.4	1.0	µg/L	10.0		104	70-130			
tert-Butylbenzene	10.3	1.0	µg/L	10.0		103	70-130			
Carbon Disulfide	94.7	5.0	µg/L	100		94.7	70-130			
Carbon Tetrachloride	10.8	0.50	µg/L	10.0		108	70-130			
Chlorobenzene	9.98	0.50	µg/L	10.0		99.8	70-130			
Chlorodibromomethane	10.4	0.50	µg/L	10.0		104	40-160			
Chloroethane	9.16	0.50	µg/L	10.0		91.6	70-130			
Chloroform	12.1	0.50	µg/L	10.0		121	70-130			
Chloromethane	9.46	0.60	µg/L	10.0		94.6	40-160			V-34
2-Chlorotoluene	9.07	0.50	µg/L	10.0		90.7	70-130			
4-Chlorotoluene	10.0	0.50	µg/L	10.0		100	70-130			
1,2-Dibromo-3-chloropropane (DBCP)	9.35	1.0	µg/L	10.0		93.5	70-130			
1,2-Dibromoethane (EDB)	10.3	0.50	µg/L	10.0		103	70-130			
Dibromomethane	10.9	0.50	µg/L	10.0		109	70-130			
1,2-Dichlorobenzene	10.3	0.50	µg/L	10.0		103	70-130			
1,3-Dichlorobenzene	10.4	0.50	µg/L	10.0		104	70-130			
1,4-Dichlorobenzene	9.97	0.50	µg/L	10.0		99.7	70-130			
trans-1,4-Dichloro-2-butene	7.70	2.0	µg/L	10.0		77.0	70-130			
Dichlorodifluoromethane (Freon 12)	9.13	0.50	µg/L	10.0		91.3	40-160			V-34
1,1-Dichloroethane	12.5	0.50	µg/L	10.0		125	70-130			V-20
1,2-Dichloroethane	10.5	0.50	µg/L	10.0		105	70-130			
1,1-Dichloroethylene	8.52	0.50	µg/L	10.0		85.2	70-130			

con-test®
A Pace Analytical® Laboratory

39 Spruce Street * East Longmeadow, MA 01028 * FAX 413/525-6405 * TEL. 413/525-2332

QUALITY CONTROL

Volatile Organic Compounds by GC/MS - Quality Control

Analyte	Result	Reporting Limit	Units	Spike Level	Source Result	%REC	%REC Limits	RPD	RPD Limit	Notes
Batch B344358 - SW-846 5030B										
LCS (B344358-BS1)				Prepared & Analyzed: 06/27/23						
cis-1,2-Dichloroethylene	12.1	0.50	µg/L	10.0		121	70-130			
trans-1,2-Dichloroethylene	11.6	1.0	µg/L	10.0		116	70-130			
1,2-Dichloropropane	11.1	0.50	µg/L	10.0		111	70-130			
1,3-Dichloropropane	11.0	0.50	µg/L	10.0		110	70-130			
2,2-Dichloropropane	11.0	0.50	µg/L	10.0		110	70-130			
1,1-Dichloropropene	11.6	0.50	µg/L	10.0		116	70-130			
cis-1,3-Dichloropropene	11.8	0.50	µg/L	10.0		118	70-130			
trans-1,3-Dichloropropene	11.3	0.50	µg/L	10.0		113	70-130			
Ethylbenzene	10.2	0.50	µg/L	10.0		102	70-130			
Hexachlorobutadiene	9.84	0.60	µg/L	10.0		98.4	40-160			
2-Hexanone (MBK)	103	5.0	µg/L	100		103	70-130			
Isopropylbenzene (Cumene)	9.85	0.50	µg/L	10.0		98.5	70-130			
p-Isopropyltoluene (p-Cymene)	10.0	0.50	µg/L	10.0		100	70-130			
Methyl tert-Butyl Ether (MTBE)	10.7	0.50	µg/L	10.0		107	70-130			
Methylene Chloride	8.97	5.0	µg/L	10.0		89.7	70-130			
4-Methyl-2-pentanone (MIBK)	107	5.0	µg/L	100		107	40-160			
Naphthalene	8.35	2.0	µg/L	10.0		83.5	70-130			
n-Propylbenzene	9.99	1.0	µg/L	10.0		99.9	70-130			
Styrene	9.83	1.0	µg/L	10.0		98.3	70-130			
1,1,1,2-Tetrachloroethane	9.70	0.50	µg/L	10.0		97.0	70-130			
1,1,2,2-Tetrachloroethane	9.55	0.50	µg/L	10.0		95.5	70-130			
Tetrachloroethylene	10.3	1.0	µg/L	10.0		103	70-130			
Tetrahydrofuran	10.2	10	µg/L	10.0		102	70-130			
Toluene	10.6	1.0	µg/L	10.0		106	70-130			
1,2,3-Trichlorobenzene	9.28	1.0	µg/L	10.0		92.8	70-130			
1,2,4-Trichlorobenzene	9.15	0.50	µg/L	10.0		91.5	70-130			
1,1,1-Trichloroethane	11.5	0.50	µg/L	10.0		115	70-130			
1,1,2-Trichloroethane	10.8	0.50	µg/L	10.0		108	70-130			
Trichloroethylene	10.7	1.0	µg/L	10.0		107	70-130			
Trichlorofluoromethane (Freon 11)	7.77	2.0	µg/L	10.0		77.7	40-160			V-05
1,2,3-Trichloropropane	9.80	0.50	µg/L	10.0		98.0	70-130			
1,1,2-Trichloro-1,2,2-trifluoroethane (Freon 113)	8.85	0.50	µg/L	10.0		88.5	70-130			
1,2,4-Trimethylbenzene	10.5	0.50	µg/L	10.0		105	70-130			
1,3,5-Trimethylbenzene	9.63	0.50	µg/L	10.0		96.3	70-130			
Vinyl Chloride	7.04	1.0	µg/L	10.0		70.4	70-130			V-05
m+p Xylene	20.2	2.0	µg/L	20.0		101	70-130			
o-Xylene	10.3	1.0	µg/L	10.0		103	70-130			
Surrogate: 1,2-Dichloroethane-d4	*26.9*		µg/L	25.0		107	70-130			
Surrogate: Toluene-d8	*24.8*		µg/L	25.0		99.3	70-130			
Surrogate: 4-Bromofluorobenzene	*25.1*		µg/L	25.0		100	70-130			

con-test®
A Pace Analytical® Laboratory

39 Spruce Street * East Longmeadow, MA 01028 * FAX 413/525-6405 * TEL. 413/525-2332

QUALITY CONTROL

Semivolatile Organic Compounds by GC/MS - Quality Control

Analyte	Result	Reporting Limit	Units	Spike Level	Source Result	%REC	%REC Limits	RPD	RPD Limit	Notes
Batch B345382 - SW-846 3510C										
Blank (B345382-BLK1)				Prepared: 06/29/23 Analyzed: 07/07/23						
Acenaphthene (SIM)	ND	0.30	µg/L							
Acenaphthylene (SIM)	ND	0.20	µg/L							
Anthracene (SIM)	ND	0.20	µg/L							
Benzo(a)anthracene (SIM)	ND	0.050	µg/L							
Benzo(a)pyrene (SIM)	ND	0.10	µg/L							
Benzo(b)fluoranthene (SIM)	ND	0.050	µg/L							
Benzo(g,h,i)perylene (SIM)	ND	0.50	µg/L							
Benzo(k)fluoranthene (SIM)	ND	0.20	µg/L							
Chrysene (SIM)	ND	0.20	µg/L							
Dibenz(a,h)anthracene (SIM)	ND	0.10	µg/L							
Fluoranthene (SIM)	ND	0.50	µg/L							
Fluorene (SIM)	ND	1.0	µg/L							
Indeno(1,2,3-cd)pyrene (SIM)	ND	0.10	µg/L							
2-Methylnaphthalene (SIM)	ND	1.0	µg/L							
Naphthalene (SIM)	ND	1.0	µg/L							
Phenanthrene (SIM)	ND	0.050	µg/L							
Pyrene (SIM)	ND	1.0	µg/L							
Surrogate: Nitrobenzene-d5	*67.0*		µg/L	100		67.0	30-130			
Surrogate: Nitrobenzene-d5 (SIM)	*63.5*		µg/L	100		63.5	30-130			
Surrogate: 2-Fluorobiphenyl	*77.0*		µg/L	100		77.0	30-130			
Surrogate: 2-Fluorobiphenyl (SIM)	*68.0*		µg/L	100		68.0	30-130			
Surrogate: p-Terphenyl-d14	*109*		µg/L	100		109	30-130			
Surrogate: p-Terphenyl-d14 (SIM)	*82.3*		µg/L	100		82.3	30-130			
LCS (B345382-BS1)				Prepared: 06/29/23 Analyzed: 07/07/23						
Acenaphthene (SIM)	25.8	6.0	µg/L	50.0		51.6	40-140			
Acenaphthylene (SIM)	28.0	4.0	µg/L	50.0		56.0	40-140			
Anthracene (SIM)	30.7	4.0	µg/L	50.0		61.4	40-140			
Benzo(a)anthracene (SIM)	29.9	1.0	µg/L	50.0		59.7	40-140			
Benzo(a)pyrene (SIM)	35.4	2.0	µg/L	50.0		70.9	40-140			
Benzo(b)fluoranthene (SIM)	40.1	1.0	µg/L	50.0		80.2	40-140			
Benzo(g,h,i)perylene (SIM)	35.7	10	µg/L	50.0		71.4	40-140			
Benzo(k)fluoranthene (SIM)	40.1	4.0	µg/L	50.0		80.2	40-140			
Chrysene (SIM)	30.0	4.0	µg/L	50.0		60.0	40-140			
Dibenz(a,h)anthracene (SIM)	35.6	2.0	µg/L	50.0		71.2	40-140			
Fluoranthene (SIM)	29.5	10	µg/L	50.0		59.0	40-140			
Fluorene (SIM)	28.3	20	µg/L	50.0		56.6	40-140			
Indeno(1,2,3-cd)pyrene (SIM)	36.5	2.0	µg/L	50.0		73.1	40-140			
2-Methylnaphthalene (SIM)	23.4	20	µg/L	50.0		46.9	40-140			
Naphthalene (SIM)	21.5	20	µg/L	50.0		43.1	40-140			
Phenanthrene (SIM)	29.6	1.0	µg/L	50.0		59.3	40-140			
Pyrene (SIM)	31.0	20	µg/L	50.0		62.0	40-140			
Surrogate: Nitrobenzene-d5	*51.3*		µg/L	100		51.3	30-130			
Surrogate: Nitrobenzene-d5 (SIM)	*51.9*		µg/L	100		51.9	30-130			
Surrogate: 2-Fluorobiphenyl	*58.4*		µg/L	100		58.4	30-130			
Surrogate: 2-Fluorobiphenyl (SIM)	*61.5*		µg/L	100		61.5	30-130			
Surrogate: p-Terphenyl-d14	*72.1*		µg/L	100		72.1	30-130			
Surrogate: p-Terphenyl-d14 (SIM)	*79.3*		µg/L	100		79.3	30-130			

con-test®
A Pace Analytical® Laboratory

39 Spruce Street * East Longmeadow, MA 01028 * FAX 413/525-6405 * TEL. 413/525-2332

QUALITY CONTROL

Semivolatile Organic Compounds by GC/MS - Quality Control

Analyte	Result	Reporting Limit	Units	Spike Level	Source Result	%REC	%REC Limits	RPD	RPD Limit	Notes
Batch B345382 - SW-846 3510C										
LCS Dup (B345382-BSD1)				Prepared: 06/29/23 Analyzed: 07/07/23						
Acenaphthene (SIM)	28.3	6.0	µg/L	50.0		56.6	40-140	9.17	20	
Acenaphthylene (SIM)	30.6	4.0	µg/L	50.0		61.2	40-140	8.95	20	
Anthracene (SIM)	33.7	4.0	µg/L	50.0		67.4	40-140	9.32	20	
Benzo(a)anthracene (SIM)	33.0	1.0	µg/L	50.0		66.0	40-140	9.93	20	
Benzo(a)pyrene (SIM)	39.2	2.0	µg/L	50.0		78.4	40-140	10.0	20	
Benzo(b)fluoranthene (SIM)	44.2	1.0	µg/L	50.0		88.5	40-140	9.77	20	
Benzo(g,h,i)perylene (SIM)	39.4	10	µg/L	50.0		78.8	40-140	9.80	20	
Benzo(k)fluoranthene (SIM)	44.0	4.0	µg/L	50.0		88.0	40-140	9.18	20	
Chrysene (SIM)	33.0	4.0	µg/L	50.0		66.1	40-140	9.64	20	
Dibenz(a,h)anthracene (SIM)	39.2	2.0	µg/L	50.0		78.4	40-140	9.63	20	
Fluoranthene (SIM)	32.4	10	µg/L	50.0		64.8	40-140	9.43	20	
Fluorene (SIM)	31.1	20	µg/L	50.0		62.2	40-140	9.50	20	
Indeno(1,2,3-cd)pyrene (SIM)	40.4	2.0	µg/L	50.0		80.9	40-140	10.1	20	
2-Methylnaphthalene (SIM)	25.3	20	µg/L	50.0		50.5	40-140	7.47	20	
Naphthalene (SIM)	22.5	20	µg/L	50.0		45.1	40-140	4.54	20	
Phenanthrene (SIM)	32.6	1.0	µg/L	50.0		65.3	40-140	9.63	20	
Pyrene (SIM)	34.2	20	µg/L	50.0		68.4	40-140	9.88	20	
Surrogate: Nitrobenzene-d5	*52.8*		µg/L	100		52.8	30-130			
Surrogate: Nitrobenzene-d5 (SIM)	*53.8*		µg/L	100		53.8	30-130			
Surrogate: 2-Fluorobiphenyl	*62.3*		µg/L	100		62.3	30-130			
Surrogate: 2-Fluorobiphenyl (SIM)	*64.9*		µg/L	100		64.9	30-130			
Surrogate: p-Terphenyl-d14	*78.6*		µg/L	100		78.6	30-130			
Surrogate: p-Terphenyl-d14 (SIM)	*86.2*		µg/L	100		86.2	30-130			

con-test®
A Pace Analytical® Laboratory

39 Spruce Street * East Longmeadow, MA 01028 * FAX 413/525-6405 * TEL. 413/525-2332

QUALITY CONTROL

Petroleum Hydrocarbons Analyses - Quality Control

Analyte	Result	Reporting Limit	Units	Spike Level	Source Result	%REC		%REC Limits	RPD	RPD Limit	Notes
Batch B344563 - SW-846 3510C											
Blank (B344563-BLK1)				Prepared: 06/28/23 Analyzed: 07/03/23							
CT ETPH	ND	0.20	mg/L								
Surrogate: 2-Fluorobiphenyl	*0.0600*		mg/L	0.100		60.0		50-150			
LCS (B344563-BS1)				Prepared: 06/28/23 Analyzed: 07/03/23							
CT ETPH	0.588	0.20	mg/L	1.00		**58.8**	*	60-120			L-07
Surrogate: 2-Fluorobiphenyl	*0.0640*		mg/L	0.100		64.0		50-150			
LCS Dup (B344563-BSD1)				Prepared: 06/28/23 Analyzed: 07/03/23							
CT ETPH	0.623	0.20	mg/L	1.00		62.3		60-120	5.78	30	
Surrogate: 2-Fluorobiphenyl	*0.0674*		mg/L	0.100		67.4		50-150			
Batch B344643 - SW-846 3510C											
Blank (B344643-BLK1)				Prepared: 06/29/23 Analyzed: 07/03/23							
CT ETPH	ND	0.20	mg/L								
Surrogate: 2-Fluorobiphenyl	*0.0628*		mg/L	0.100		62.8		50-150			
LCS (B344643-BS1)				Prepared: 06/29/23 Analyzed: 07/03/23							
CT ETPH	0.599	0.20	mg/L	1.00		**59.9**	*	60-120			L-07
Surrogate: 2-Fluorobiphenyl	*0.0699*		mg/L	0.100		69.9		50-150			
LCS Dup (B344643-BSD1)				Prepared: 06/29/23 Analyzed: 07/03/23							
CT ETPH	0.603	0.20	mg/L	1.00		60.3		60-120	0.593	30	
Surrogate: 2-Fluorobiphenyl	*0.0660*		mg/L	0.100		66.0		50-150			

con-test®
A Pace Analytical® Laboratory

39 Spruce Street * East Longmeadow, MA 01028 * FAX 413/525-6405 * TEL. 413/525-2332

FLAG/QUALIFIER SUMMARY

*	QC result is outside of established limits.
†	Wide recovery limits established for difficult compound.
‡	Wide RPD limits established for difficult compound.
#	Data exceeded client recommended or regulatory level
ND	Not Detected
RL	Reporting Limit is at the level of quantitation (LOQ)
DL	Detection Limit is the lower limit of detection determined by the MDL study
MCL	Maximum Contaminant Level
	Percent recoveries and relative percent differences (RPDs) are determined by the software using values in the calculation which have not been rounded.
	No results have been blank subtracted unless specified in the case narrative section.
L-07	Either laboratory fortified blank/laboratory control sample or duplicate recovery is outside of control limits, but the other is within limits. RPD between the two LFB/LCS results is within method specified criteria.
V-05	Continuing calibration verification (CCV) did not meet method specifications and was biased on the low side for this compound.
V-16	Response factor is less than method specified minimum acceptable value. Reduced precision and accuracy may be associated with reported result.
V-20	Continuing calibration verification (CCV) did not meet method specifications and was biased on the high side. Data validation is not affected since sample result was "not detected" for this compound.
V-34	Initial calibration verification (ICV) did not meet method specifications and was biased on the low side for this compound. Reported result is estimated.

con-test®
A Pace Analytical® Laboratory

39 Spruce Street * East Longmeadow, MA 01028 * FAX 413/525-6405 * TEL. 413/525-2332

CERTIFICATIONS

Certified Analyses included in this Report

Analyte	Certifications
CTDEP ETPH in Soil	
CT ETPH	CT
CTDEP ETPH in Water	
CT ETPH	CT
SW-846 8260D in Water	
Acetone	CT,NH,NY,ME
Acrylonitrile	CT,NY,ME
Benzene	CT,NH,NY,ME
Bromobenzene	NY
Bromodichloromethane	CT,NH,NY,ME
Bromoform	CT,NH,NY,ME
Bromomethane	CT,NH,NY,ME
2-Butanone (MEK)	CT,NH,NY,ME
n-Butylbenzene	NY,ME
sec-Butylbenzene	NY,ME
tert-Butylbenzene	NY,ME
Carbon Disulfide	CT,NH,NY,ME
Carbon Tetrachloride	CT,NH,NY,ME
Chlorobenzene	CT,NH,NY,ME
Chlorodibromomethane	CT,NH,NY,ME
Chloroethane	CT,NH,NY,ME
Chloroform	CT,NH,NY,ME
Chloromethane	CT,NH,NY,ME
2-Chlorotoluene	NY,ME
4-Chlorotoluene	NY,ME
1,2-Dibromo-3-chloropropane (DBCP)	NY
1,2-Dibromoethane (EDB)	NY
Dibromomethane	NH,NY,ME
1,2-Dichlorobenzene	CT,NY,ME
1,3-Dichlorobenzene	CT,NH,NY,ME
1,4-Dichlorobenzene	CT,NH,NY,ME
trans-1,4-Dichloro-2-butene	NH,NY,ME
Dichlorodifluoromethane (Freon 12)	NH,NY,ME
1,1-Dichloroethane	CT,NH,NY,ME
1,2-Dichloroethane	CT,NH,NY,ME
1,1-Dichloroethylene	CT,NH,NY,ME
cis-1,2-Dichloroethylene	NY,ME
trans-1,2-Dichloroethylene	CT,NH,NY,ME
1,2-Dichloropropane	CT,NH,NY,ME
1,3-Dichloropropane	NY,ME
2,2-Dichloropropane	NH,NY,ME
1,1-Dichloropropene	NH,NY,ME
cis-1,3-Dichloropropene	CT,NH,NY,ME
trans-1,3-Dichloropropene	CT,NH,NY,ME
Ethylbenzene	CT,NH,NY,ME
Hexachlorobutadiene	CT,NH,NY,ME
2-Hexanone (MBK)	CT,NH,NY,ME

con-test®
A Pace Analytical® Laboratory

39 Spruce Street * East Longmeadow, MA 01028 * FAX 413/525-6405 * TEL. 413/525-2332

CERTIFICATIONS

Certified Analyses included in this Report

Analyte	Certifications
SW-846 8260D in Water	
Isopropylbenzene (Cumene)	NY,ME
p-Isopropyltoluene (p-Cymene)	CT,NH,NY,ME
Methyl tert-Butyl Ether (MTBE)	CT,NH,NY,ME
Methylene Chloride	CT,NH,NY,ME
4-Methyl-2-pentanone (MIBK)	CT,NH,NY,ME
Naphthalene	NH,NY,ME
n-Propylbenzene	CT,NH,NY,ME
Styrene	CT,NH,NY,ME
1,1,1,2-Tetrachloroethane	CT,NH,NY,ME
1,1,2,2-Tetrachloroethane	CT,NH,NY,ME
Tetrachloroethylene	CT,NH,NY,ME
Toluene	CT,NH,NY,ME
1,2,3-Trichlorobenzene	NH,NY,ME
1,2,4-Trichlorobenzene	CT,NH,NY,ME
1,1,1-Trichloroethane	CT,NH,NY,ME
1,1,2-Trichloroethane	CT,NH,NY,ME
Trichloroethylene	CT,NH,NY,ME
Trichlorofluoromethane (Freon 11)	CT,NH,NY,ME
1,2,3-Trichloropropane	NH,NY,ME
1,1,2-Trichloro-1,2,2-trifluoroethane (Freon 113)	NY
1,2,4-Trimethylbenzene	NY,ME
1,3,5-Trimethylbenzene	NY,ME
Vinyl Chloride	CT,NH,NY,ME
m+p Xylene	NH,NY,ME
o-Xylene	NH,NY,ME

Con-Test, a Pace Environmental Laboratory, operates under the following certifications and accreditations:

Code	Description	Number	Expires
CT	Connecticut Department of Public Health	PH-0821	12/31/2024
NY	New York State Department of Health	10899 NELAP	04/1/2024
NH	New Hampshire Environmental Lab	2516 NELAP	02/5/2024
ME	State of Maine	MA00100	06/9/2025

Table of Contents

23F3199

Pace Analytical®

Phone: 413-525-2332
Fax: 413-525-6405
Access COC's and Support Requests

http://www.pacelabs.com

CHAIN OF CUSTODY RECORD

39 Spruce Street
East Longmeadow, MA 01028

Doc # 381 Rev 5_07/13/2021

Page 1 of 1

Company Name:	Weston & Sampson
Address:	712 Brook St Rocky Hill, CT
Phone:	860-513-1473
Project Name:	Eversource Simsbury
Project Location:	Simsbury, CT
Project Number:	
Project Manager:	Laura Willson (WSS)
Pace Quote Name/Number:	PO# 11003487
Invoice Recipient:	Eversource - Drew Blicharz
Sampled By:	Madison Platow

Requested Turnaround Time
7-Day ☑ 10-Day ☐
PFAS 10-Day (std) ☐ Due Date:

Rush-Approval Required
1-Day ☐ 3-Day ☐
2-Day ☐ 4-Day ☐

Data Delivery
Format: PDF ☑ EXCEL ☑
Other:
CLP Like Data Pkg Required: ☐
Email To: Willson.laura@
Fax To #: wseinc.com

Dissolved Metals Samples
○ Field Filtered
○ Lab to Filter

Orthophosphate Samples
○ Field Filtered
○ Lab to Filter

PCB ONLY
SOXHLET ☐
NON SOXHLET ☐

ANALYSIS REQUESTED

Pace Work Order#	Client Sample ID / Description	Beginning Date/Time	Ending Date/Time	COMP/GRAB	[1]Matrix Code	Conc Code	VIALS	GLASS	PLASTIC	BACTERIA	ENCORE	ETPH	PAHs	VOCs
1	MW-101	6-22-23	1640	Grab	GW	U		2				✓		
2	CCA-3		1600					2					✓	
3	MW-400		1212					2				✓		
4	MW-401		1300					2				✓		
5	MW-402		1635					2				✓		
6	MW-403		0910					2				✓		
7	DUP-1		–					2				✓		
8	MW-6		1440					2				✓		
9	MW-102		1535					1				✓		✓
10	Trip blank	–	–	–	water			2						✓

Relinquished by: (signature)	Date/Time:
Madison Platow	6-22-23 1800
Received by: (signature)	Date/Time:
WSS Fridge	6-22-23 1800
Relinquished by: (signature)	Date/Time:
Madison Platow	6-23-23 1015
Received by: (signature)	Date/Time:
Dan Belfort	6/23/23 1015
Relinquished by: (signature)	Date/Time:
Dan Belfort	6/23/23 1205
Received by: (signature)	Date/Time:
Dan Belfort 3.8, 3.1	6/23/23 1205
Relinquished by: (signature)	Date/Time:
Received by: (signature)	Date/Time:

Client Comments: Bill eversource drew.blicharz@eversource.com PO-11003487

Detection Limit Requirements
MA
CT
Other

Special Requirements
☐ MA MCP Required
MCP Certification Form Required
☑ CT RCP Required
RCP Certification Form Required
☐ MA State DW Required
PWSID #

Please use the following codes to indicate possible sample concentration within the Conc Code column above:
H - High; M - Medium; L - Low; C - Clean; U - Unknown

NELAC and AIHA-LAP, LLC Accredited

Project Entity
Government ☐ Municipality ☐ MWRA ☐ WRTA ☐
Federal ☐ 21 J ☐ School ☐
City ☐ Brownfield ☐ MBTA ☐

Other
☐ Chromatogram
☐ AIHA-LAP,LLC

[2] Preservation Code
Courier Use Only
Total Number Of:
VIALS_____
GLASS_____
PLASTIC_____
BACTERIA_____
ENCORE_____

Glassware in the fridge? Y / N
Glassware in freezer? Y / N
Prepackaged Cooler? Y / N

*Pace Analytical is not responsible for missing samples from prepacked coolers

[1] Matrix Codes:
GW = Ground Water
WW = Waste Water
DW = Drinking Water
A = Air
S = Soil
SL = Sludge
SOL = Solid
O = Other (please define)

[2] Preservation Codes:
I = Iced
H = HCL
M = Methanol
N = Nitric Acid
S = Sulfuric Acid
B = Sodium Bisulfate
X = Sodium Hydroxide
T = Sodium Thiosulfate
O = Other (please define)

Comments:

Disclaimer: Pace Analytical is not responsible for any omitted information on the Chain of Custody. The Chain of Custody is a legal document that must be complete and accurate and is used to determine what analyses the laboratory will perform. Any missing information is not the laboratory's responsibility. Pace Analytical values your partnership on each project and will try to assist with missing information, but will not be held accountable.

39 Spruce St.
East Longmeadow, MA. 01028
P: 413-525-2332
F:413-525-6405
www.pacelabs.com

ENV-FRM-ELON-0001 V05__Sample Receiving Checklist

Log In Back-Sheet

Login Sample Receipt Checklist – (Rejection Criteria Listing – Using Acceptance Policy) Any False statement will be brought to the attention of the Client – True or False

Pace PEOPLE ADVANCING SCIENCE

Client WHS

Project Eversource Simsbury

MCP/RCP Required RCP

Deliverable Package Requirement N/A

Location Simsbury, CT

PWSID# (When Applicable) N/A

Arrival Method:

Courier ☒ Fed Ex ☐ Walk In ☐ Other ☐

Received By / Date / Time DNW 6/23 1205

Back-Sheet By / Date / Time DNW 6/23 2240

Temperature Method GUN # 5

Temp ☒ < 6° C Actual Temperature 3.8, 3.1

Rush Samples: Yes (No) Notify

Short Hold: Yes (No) Notify

	True	False
Received on Ice	☒	☐
Received in Cooler	☒	☐
Custody Seal: DATE TIME	☐	☒
COC Relinquished	☒	☐
COC/Samples Labels Agree	☒	☐
All Samples in Good Condition	☒	☐
Samples Received within Holding Time	☒	☐
Is there enough Volume	☒	☐
Proper Media/Container Used	☒	☐
Splitting Samples Required	☐	☒
MS/MSD	☐	☒
Trip Blanks	☒	☐
Lab to Filters	☐	☒
COC Legible	☐	☒

COC Included: (Check all included)

Client ☒ Analysis ☒ Sampler Name ☒

Project ☒ IDs ☒ Collection Date/Time ☒

All Samples Proper pH: (N/A) ☐ ☐

Notes regarding Samples/COC outside of SOP:

Additional Container Notes



Sample	Soils Jars (Circle Amb/Clear)				Ambers							Plastics										VOA Vials					Other / Fill in					
					1 Liter			250mL			100mL	1 Liter		500mL		250mL																
	16oz Amb/Clear	8oz Amb/Clear	4oz Amb/Clear	2oz Amb/Clear	Unpreserved	HCL	Sulfuric	Sulfuric	Phosphoric	HCl	Unpreserved	Unpreserved	Sulfuric	Unpreserved	Sulfuric	Unpreserved	Trizma	Sulfuric	Nitric	NaOH	NaOH/Zinc	Unpreserved	HCl	MeOH	D.I. Water	BiSulfate	Col/Bact					
1					2																											
2																																
3																																
4																																
5																																
6																																
7																																
8					2																											
9					1																		~~2~~3									
10																							2									
11																																
12																																
13																																
14																																
15																																
16																																
17																																
18																																
19																																
20																																

C:\MSDCHEM\4\DATA\D070323.SEC\D23F184007.D

CT ETPH Discrimination Check

Data File Name D23F184007.D
Data File Path C:\MSDCHEM\4\DATA\D070323.SEC\
Operator GJB
Date Acquired 7/3/1923 9:16
Acq. Method File EPH11D.M
Sample Name ETPH 1500
Instrument Name GCFID4

Name	Ret Time	Target Response	Average Response	*%D+/-20
C-9	1.75	9284465	9942141	7
C-10	2.38	9591522	9942141	4
C-12	3.31	9819407	9942141	1
C-14	4.03	10031749	9942141	-1
C-16	4.64	10133144	9942141	-2
C-18	5.19	10597091	9942141	-7
C-20	5.83	10294261	9942141	-4
C-22	6.60	10230890	9942141	-3
C-24	7.45	10247486	9942141	-3
C-26	8.26	10246915	9942141	-3
C-28	9.00	10060778	9942141	-1
C-30	9.68	9806529	9942141	1
C-32	10.31	9672907	9942141	3
C-34	10.90	9721335	9942141	2
C-36	11.46	9393631	9942141	6

Samples
23F3199-05
23F3304-02
23F3199-03
23F3199-06
23F3199-08
23F3304-04

*One compound allowed %D</=50

C:\MSDCHEM\2\DATA\B070323.SEC\B23F184007.D

CT ETPH Discrimination Check

Data File Name B23F184007.D
Data File Path C:\MSDCHEM\2\DATA\B070323.SEC\
Operator GJB
Date Acquired 7/3/1923 9:25
Acq. Method File EPH04.M
Sample Name ETPH 1500
Instrument Name GCFID2

Name	Ret Time	Target Response	Average Response	*%D+/-20
n-Nonane	1.49	8560391	9633837	11
n-Decane	2.20	8700203	9633837	10
n-Dodecane	3.17	8744057	9633837	9
n-Tetradecane	3.89	9100516	9633837	6
n-Hexadecane	4.50	9266014	9633837	4
n-Octadecane	5.04	9931283	9633837	-3
n-Eicosane	5.62	9746170	9633837	-1
n-Docosane	6.34	9835976	9633837	-2
n-Tetracosane	7.17	9999645	9633837	-4
n-Hexacosane	7.98	10154720	9633837	-5
n-Octacosane	8.72	10125664	9633837	-5
n-Triacontane	9.41	10134430	9633837	-5
n-Dotriacontane	10.04	10096392	9633837	-5
n-Tetratriacontane	10.63	10264027	9633837	-7
n-Hexatriacontane	11.19	9848067	9633837	-2

*One compound allowed %D</=50

Samples
23F3304-03
23F3199-07
23F3199-04
23F3304-05
23F3199-01
23F3304-10
23F3304-07

C:\MSDCHEM\2\DATA\B070323.SEC\B23F184033.D

CT ETPH Discrimination Check

Data File Name B23F184033.D
Data File Path C:\MSDCHEM\2\DATA\B070323.SEC\
Operator GJB
Date Acquired 7/3/1923 14:59
Acq. Method File EPH04.M
Sample Name ETPH 1500
Instrument Name GCFID2

Name	Ret Time	Target Response	Average Response	*%D+/-20
n-Nonane	1.49	8905584	10229353	13
n-Decane	2.20	9127333	10229353	11
n-Dodecane	3.17	9240591	10229353	10
n-Tetradecane	3.89	9680226	10229353	5
n-Hexadecane	4.50	9887381	10229353	3
n-Octadecane	5.04	10466738	10229353	-2
n-Eicosane	5.62	10360748	10229353	-1
n-Docosane	6.34	10433585	10229353	-2
n-Tetracosane	7.17	10652952	10229353	-4
n-Hexacosane	7.98	10814964	10229353	-6
n-Octacosane	8.72	10820831	10229353	-6
n-Triacontane	9.41	10831733	10229353	-6
n-Dotriacontane	10.04	10815765	10229353	-6
n-Tetratriacontane	10.63	10925253	10229353	-7
n-Hexatriacontane	11.19	10476619	10229353	-2

Samples
23F2513-08RE1
23F3770-16
23F3199-09

*One compound allowed %D</=50

REASONABLE CONFIDENCE PROTOCOL
LABORATORY ANALYSIS QA/QC CERTIFICATION FORM

Laboratory Name: Pace New England

Client: Weston & Sampson

Project Location: Simsbury, CT

Project Number: 23F3199

Laboratory Sample ID(s):
23F3199-01 thru 23F3199-10

Sample Date(s):
06/22/2023

List RCP Methods Used:
CTDEP ETPH, SW-846 8260D, SW-846 8270E

1	For each analytical method referenced in this laboratory report package, were all specified QA/QC performance criteria followed, including the requirement to explain any criteria falling outside of acceptable guidelines, as specified in the CTDEP method-specific Reasonable Confidence Protocol documents?	☑ Yes ☐ No
1A	Were the method specified preservation and holding time requirements met?	☑ Yes ☐ No
1B	VPH and EPH Methods only: Was the VPH and EPH method conducted without significant modifications (see Section 11.3 of respective RCP methods)?	☐ Yes ☑ No ☐ N/A
2	Were all samples received by the laboratory in a condition consistent with that described on the associated chain-of-custody document(s)?	☑ Yes ☐ No
3	Were samples received at an appropriate temperature (< 6 degrees C.)?	☑ Yes ☐ No ☐ N/A
4	Were all QA/QC performance criteria specified in the CTDEP Reasonable Confidence Protocol documents achieved?	☐ Yes ☑ No
5A	Were reporting limits specified or referenced on the chain-of-custody?	☐ Yes ☑ No
5B	Were these reporting limits met?	☐ Yes ☐ No
6	For each analytical method referenced in this laboratory report package, were results reported for all constituents identified in the method-specific analyte lists presented in the Reasonable Confidence Protocol documents?	☐ Yes ☑ No
7	Are project-specific matrix spikes and laboratory duplicates included in this data set?	☐ Yes ☑ No

Notes: For all questions to which the response was "No" (with the exception of question #7), additional information must be provided in an attached narrative. If the answer to question #1, #1A, or #1B is "No", the data package does not meet the requirements for "Reasonable Confidence."
This form may not be altered and all questions must be answered.

Meghan E. Kelley

I, the undersigned, attest under the pains and penalties of perjury that, to the best of my knowledge and belief and based upon my personal inquiry of those responsible for providing the information contained in this analytical report, such information is accurate and complete.

Authorized Signature: Meghan E. Kelley **Position:** **Reporting Specialist**

Printed Name: **Meghan E. Kelley** **Date:** **07/07/23**

Name of Laboratory: **Pace New England**

This certification form is to be used for RCP methods only.

con-test®
A Pace Analytical® Laboratory

39 Spruce Street * East Longmeadow, MA 01028 * FAX 413/525-6405 * TEL. 413/525-2332

September 27, 2023

Laura Willson
Weston & Sampson
712 Brook Street, Suite 103
Rocky Hill, CT 06067

Project Location: Simsbury, CT
Client Job Number:
Project Number: 2180209
Laboratory Work Order Number: 23I2625

Enclosed are results of analyses for samples as received by the laboratory on September 20, 2023. If you have any questions concerning this report, please feel free to contact me.

Sincerely,



Rebecca Faust
Project Manager

Table of Contents

Sample Summary 3
Case Narrative 4
Sample Results 5
23I2625-01 5
23I2625-02 6
23I2625-03 7
23I2625-04 8
23I2625-05 9
Sample Preparation Information 10
QC Data 11
Petroleum Hydrocarbons Analyses 11
B352581 11
Flag/Qualifier Summary 12
Certifications 13
Chain of Custody/Sample Receipt 14

con-test®
A Pace Analytical® Laboratory

39 Spruce Street * East Longmeadow, MA 01028 * FAX 413/525-6405 * TEL. 413/525-2332

Weston & Sampson
712 Brook Street, Suite 103
Rocky Hill, CT 06067
ATTN: Laura Willson

REPORT DATE: 9/27/2023

PURCHASE ORDER NUMBER: 11003487

PROJECT NUMBER: 2180209

ANALYTICAL SUMMARY

WORK ORDER NUMBER: 23I2625

The results of analyses performed on the following samples submitted to CON-TEST, a Pace Analytical Laboratory, are found in this report.

PROJECT LOCATION: Simsbury, CT

FIELD SAMPLE #	LAB ID:	MATRIX	SAMPLE DESCRIPTION	TEST	SUB LAB
MW-400	23I2625-01	Ground Water		CTDEP ETPH	
MW-401	23I2625-02	Ground Water		CTDEP ETPH	
MW-402	23I2625-03	Ground Water		CTDEP ETPH	
MW-403	23I2625-04	Ground Water		CTDEP ETPH	
DUP-1	23I2625-05	Ground Water		CTDEP ETPH	

con-test®
A Pace Analytical® Laboratory

39 Spruce Street * East Longmeadow, MA 01028 * FAX 413/525-6405 * TEL. 413/525-2332

CASE NARRATIVE SUMMARY

All reported results are within defined laboratory quality control objectives unless listed below or otherwise qualified in this report.

The results of analyses reported only relate to samples submitted to Con-Test, a Pace Analytical Laboratory, for testing.
I certify that the analyses listed above, unless specifically listed as subcontracted, if any, were performed under my direction according to the approved methodologies listed in this document, and that based upon my inquiry of those individuals immediately responsible for obtaining the information, the material contained in this report is, to the best of my knowledge and belief, accurate and complete.



Meghan E. Kelley
Reporting Specialist

con-test®
A Pace Analytical® Laboratory
39 Spruce Street * East Longmeadow, MA 01028 * FAX 413/525-6405 * TEL. 413/525-2332

Project Location: Simsbury, CT
Sample Description:
Work Order: 23I2625

Date Received: 9/20/2023

Field Sample #: MW-400
Sampled: 9/19/2023 09:40

Sample ID: 23I2625-01

Sample Matrix: Ground Water

Petroleum Hydrocarbons Analyses

Analyte	Results	RL	Units	Dilution	Flag/Qual	Method	Date Prepared	Date/Time Analyzed	Analyst
CT ETPH	ND	0.19	mg/L	1		CTDEP ETPH	9/21/23	9/23/23 5:10	SFM

Surrogates	% Recovery	Recovery Limits	Flag/Qual				
2-Fluorobiphenyl	64.7	50-150				9/23/23 5:10	

con-test®
A Pace Analytical® Laboratory

39 Spruce Street * East Longmeadow, MA 01028 * FAX 413/525-6405 * TEL. 413/525-2332

Project Location: Simsbury, CT | Sample Description: | Work Order: 23I2625

Date Received: 9/20/2023

Field Sample #: MW-401 | Sampled: 9/19/2023 10:45

Sample ID: 23I2625-02

Sample Matrix: Ground Water

Petroleum Hydrocarbons Analyses

Analyte	Results	RL	Units	Dilution	Flag/Qual	Method	Date Prepared	Date/Time Analyzed	Analyst
CT ETPH	ND	0.19	mg/L	1		CTDEP ETPH	9/21/23	9/26/23 22:02	GJB

Surrogates	% Recovery	Recovery Limits	Flag/Qual				
2-Fluorobiphenyl	68.6	50-150				9/26/23 22:02	

con-test®
A Pace Analytical® Laboratory

39 Spruce Street * East Longmeadow, MA 01028 * FAX 413/525-6405 * TEL. 413/525-2332

Project Location: Simsbury, CT | Sample Description: | Work Order: 23I2625

Date Received: 9/20/2023

Field Sample #: MW-402 | Sampled: 9/19/2023 10:15

Sample ID: 23I2625-03

Sample Matrix: Ground Water

Petroleum Hydrocarbons Analyses

Analyte	Results	RL	Units	Dilution	Flag/Qual	Method	Date Prepared	Date/Time Analyzed	Analyst
CT ETPH	ND	0.20	mg/L	1		CTDEP ETPH	9/21/23	9/23/23 5:30	SFM

Surrogates	% Recovery	Recovery Limits	Flag/Qual				
2-Fluorobiphenyl	66.7	50-150				9/23/23 5:30	

con-test®
A Pace Analytical® Laboratory

39 Spruce Street * East Longmeadow, MA 01028 * FAX 413/525-6405 * TEL. 413/525-2332

Project Location: Simsbury, CT | Sample Description: | Work Order: 23I2625

Date Received: 9/20/2023

Field Sample #: MW-403 | Sampled: 9/19/2023 11:00

Sample ID: 23I2625-04

Sample Matrix: Ground Water

Petroleum Hydrocarbons Analyses

Analyte	Results	RL	Units	Dilution	Flag/Qual	Method	Date Prepared	Date/Time Analyzed	Analyst
CT ETPH	ND	0.19	mg/L	1		CTDEP ETPH	9/21/23	9/23/23 5:51	SFM

Surrogates	% Recovery	Recovery Limits	Flag/Qual	
2-Fluorobiphenyl	75.9	50-150		9/23/23 5:51

con-test®
A Pace Analytical® Laboratory

39 Spruce Street * East Longmeadow, MA 01028 * FAX 413/525-6405 * TEL. 413/525-2332

Project Location: Simsbury, CT | Sample Description: | Work Order: 23I2625

Date Received: 9/20/2023

Field Sample #: DUP-1 | Sampled: 9/19/2023 00:00

Sample ID: 23I2625-05

Sample Matrix: Ground Water

Petroleum Hydrocarbons Analyses

Analyte	Results	RL	Units	Dilution	Flag/Qual	Method	Date Prepared	Date/Time Analyzed	Analyst
CT ETPH	ND	0.19	mg/L	1		CTDEP ETPH	9/21/23	9/23/23 6:11	SFM

Surrogates	% Recovery	Recovery Limits	Flag/Qual	
2-Fluorobiphenyl	70.6	50-150		9/23/23 6:11

con-test®
A Pace Analytical® Laboratory

39 Spruce Street * East Longmeadow, MA 01028 * FAX 413/525-6405 * TEL. 413/525-2332

Sample Extraction Data

Prep Method:SW-846 3510C **Analytical Method:CTDEP ETPH**

Lab Number [Field ID]	Batch	Initial [mL]	Final [mL]	Date
23I2625-01 [MW-400]	B352581	1040	1.00	09/21/23
23I2625-02 [MW-401]	B352581	1060	1.00	09/21/23
23I2625-03 [MW-402]	B352581	1020	1.00	09/21/23
23I2625-04 [MW-403]	B352581	1060	1.00	09/21/23
23I2625-05 [DUP-1]	B352581	1060	1.00	09/21/23

con-test®
A Pace Analytical® Laboratory

39 Spruce Street * East Longmeadow, MA 01028 * FAX 413/525-6405 * TEL. 413/525-2332

QUALITY CONTROL

Petroleum Hydrocarbons Analyses - Quality Control

Analyte	Result	Reporting Limit	Units	Spike Level	Source Result	%REC	%REC Limits	RPD	RPD Limit	Notes
Batch B352581 - SW-846 3510C										
Blank (B352581-BLK1)				Prepared: 09/21/23 Analyzed: 09/22/23						
CT ETPH	ND	0.20	mg/L							
Surrogate: 2-Fluorobiphenyl	*0.0622*		mg/L	0.100		62.2	50-150			
LCS (B352581-BS1)				Prepared: 09/21/23 Analyzed: 09/22/23						
CT ETPH	0.640	0.20	mg/L	1.00		64.0	60-120			
Surrogate: 2-Fluorobiphenyl	*0.0711*		mg/L	0.100		71.1	50-150			
LCS Dup (B352581-BSD1)				Prepared: 09/21/23 Analyzed: 09/22/23						
CT ETPH	0.643	0.20	mg/L	1.00		64.3	60-120	0.430	30	
Surrogate: 2-Fluorobiphenyl	*0.0684*		mg/L	0.100		68.4	50-150			

con-test®
A Pace Analytical® Laboratory

39 Spruce Street * East Longmeadow, MA 01028 * FAX 413/525-6405 * TEL. 413/525-2332

FLAG/QUALIFIER SUMMARY

*	QC result is outside of established limits.
†	Wide recovery limits established for difficult compound.
‡	Wide RPD limits established for difficult compound.
#	Data exceeded client recommended or regulatory level
ND	Not Detected
RL	Reporting Limit is at the level of quantitation (LOQ)
DL	Detection Limit is the lower limit of detection determined by the MDL study
MCL	Maximum Contaminant Level
	Percent recoveries and relative percent differences (RPDs) are determined by the software using values in the calculation which have not been rounded.
	No results have been blank subtracted unless specified in the case narrative section.

con-test®
A Pace Analytical® Laboratory

39 Spruce Street * East Longmeadow, MA 01028 * FAX 413/525-6405 * TEL. 413/525-2332

CERTIFICATIONS

Certified Analyses included in this Report

Analyte	Certifications
CTDEP ETPH in Soil	
CT ETPH	CT
CTDEP ETPH in Water	
CT ETPH	CT

Con-Test, a Pace Environmental Laboratory, operates under the following certifications and accreditations:

Code	Description	Number	Expires
CT	Connecticut Department of Public Health	PH-0821	12/31/2024

23I2625 RF

Pace Analytical

Phone: 413-525-2332
Fax: 413-525-6405
Access COC's and Support Requests

http://www.pacelabs.com

CHAIN OF CUSTODY RECORD

39 Spruce Street
East Longmeadow, MA 01028

Doc # 381 Rev 5_07/13/2021

Page 1 of 1

Company Name: Weston + SAMPSON
Address:
Phone:

Project Name: Eversource - Simsbury AWC
Project Location: Simsbury CT
Project Number:
Project Manager: Laura Willson
Pace Quote Name/Number:
Invoice Recipient: Drew Blicharz - Eversource
Sampled By: Will Sirotnak

Requested Turnaround Time
7-Day ☑ 10-Day ☐
PFAS 10-Day (std) ☐ Due Date:

Rush-Approval Required
1-Day ☐ 3-Day ☐
2-Day ☐ 4-Day ☐

Data Delivery
Format: PDF ☑ EXCEL ☑
Other: Willson. laura
CLP Like Data Pkg Required: ☐
Email To: Willson.laura@wseinc.com
Fax To #:

Dissolved Metals Samples
○ Field Filtered
○ Lab to Filter

Orthophosphate Samples
○ Field Filtered
○ Lab to Filter

PCB ONLY
SOXHLET ☐
NON SOXHLET ☐

ANALYSIS REQUESTED

Pace Work Order #	Client Sample ID / Description	Beginning Date/Time	Ending Date/Time	COMP / GRAB	Matrix Code	Conc Code	VIALS	GLASS	PLASTIC	BACTERIA	ENCORE	ETPH
	MW-400	9/19/23	0940	Grab	GW	U		2				X
	MW-401		1045					2				X
	MW-402		1015					2				X
	MW-403		1100					2				X
	Dup-1		—					2				X

Relinquished by: (signature) Date/Time: 9/20/23 1024
Received by: (signature) Date/Time: 9/20/23 1024
Relinquished by: (signature) Date/Time: 9/20/23 1510
Received by: (signature) Date/Time: 9/20/23 1510
Relinquished by: (signature) Date/Time:
Received by: (signature) Date/Time:
Relinquished by: (signature) Date/Time:
Received by: (signature) Date/Time:

Client Comments: Invoice Drew Blicharz - drew.blicharz@eversource.com
PO# 1100387

Detection Limit Requirements
MA
CT
Other:

Special Requirements
☐ MA MCP Required
MCP Certification Form Required
☑ CT RCP Required
RCP Certification Form Required
☐ MA State DW Required
PWSID #

Please use the following codes to indicate possible sample concentration within the Conc Code column above:
H - High; M - Medium; L - Low; C - Clean; U - Unknown

Project Entity
Government ☐ Municipality ☐ MWRA ☐ WRTA ☐
Federal ☐ 21 J ☐ School ☐
City ☐ Brownfield ☐ MBTA ☐

Other
☐ Chromatogram
☐ AIHA-LAP,LLC

Courier Use Only
Total Number Of
VIALS
GLASS
PLASTIC
BACTERIA
ENCORE

Glassware in the fridge? Y / N
Glassware in freezer? Y / N
Prepackaged Cooler? Y / N
*Pace Analytical is not responsible for missing samples from prepacked coolers

[1] Matrix Codes:
GW = Ground Water
WW = Waste Water
DW = Drinking Water
A = Air
S = Soil
SL = Sludge
SOL = Solid
O = Other (please define)

[2] Preservation Codes:
I = Iced
H = HCL
M = Methanol
N = Nitric Acid
S = Sulfuric Acid
B = Sodium Bisulfate
X = Sodium Hydroxide
T = Sodium Thiosulfate
O = Other (please define)

Lab Comments:

Disclaimer: Pace Analytical is not responsible for any omitted information on the Chain of Custody. The Chain of Custody is a legal document that must be complete and accurate and is used to determine what analyses the laboratory will perform. Any missing information is not the laboratory's responsibility. Pace Analytical values your partnership on each project and will try to assist with missing information, but will not be held accountable.

Pace ANALYTICAL SERVICES	DC#_Title: ENV-FRM-ELON-0001 v07_Sample Receiving Checklist
	Effective Date: 07/13/2023

Log In Back-Sheet

Client Weston and Sampson
Project Simsbury - AWC Eversource
MCP/RCP Required CT RCP
Deliverable Package Requirement RSRs
Location Simsbury CT
PWSID# (When Applicable) N/A
Arrival Method:
Courier ☒ Fed Ex ☐ Walk In ☐ Other ☐
Received By / Date / Time STM 9/20/23 1510
Back-Sheet By / Date / Time STM 9/20/23 1918
Temperature Method Gun #5
Temp ☒ < 6° C Actual Temperature 3.1, 2.4
Rush Samples: Yes / (No) Notify
Short Hold: Yes / (No) Notify

Notes regarding Samples/COC outside of SOP:

Login Sample Receipt Checklist – (Rejection Criteria Listing – Using Acceptance Policy) Any False statement will be brought to the attention of the Client – True or False

	True	False
Received on Ice	☒	☐
Received in Cooler	☒	☐
Custody Seal: DATE TIME	☐	☒
COC Relinquished	☒	☐
COC/Samples Labels Agree	☒	☐
All Samples in Good Condition	☒	☐
Samples Received within Holding Time	☒	☐
Is there enough Volume	☒	☐
Proper Media/Container Used	☒	☐
Splitting Samples Required	☐	☒
MS/MSD	☐	☒
Trip Blanks	☐	☒
Lab to Filters	☐	☒
COC Legible	☒	☐

COC Included: (Check all included)
Client ☒ Analysis ☒ Sampler Name ☒
Project ☒ IDs ☒ Collection Date/Time ☒

All Samples Proper pH: (N/A) ☐ ☐

Additional Container Notes

Note: West Virginia requires all samples to have their temperature taken. Note any outliers.

Qualtrax ID: 120836

Page 1 of 2

Pace ANALYTICAL SERVICES

DC#_Title: ENV-FRM-ELON-0001 v07_Sample Receiving Checklist

Effective Date: 07/13/2023

	Sample		
	16oz Amb/Clear	(Circle Amb/Clear)	Soils Jars
	8oz Amb/Clear		
	4oz Amb/Clear		
	2oz Amb/Clear		
1 2 3 4 5	Unpreserved	1 Liter	Ambers
	HCL		
	Sulfuric		
	Sulfuric	250mL	
	Phosphoric		
	HCl		
	Unpreserved	100mL	
	Unpreserved	1 Liter	Plastics
	Sulfuric		
	Unpreserved	500mL	
	Sulfuric		
	Unpreserved	250mL	
	Trizma		
	Sulfuric		
	Nitric		
	NaOH		
	Ammonium Acetate		
	NaOH/Zinc		
	Unpreserved	VOA Vials	
	HCl		
	MeOH		
	D.I. Water		
	BiSulfate		
	Col/Bact	Other / Fill in	
6 7 8 9 10 11 12 13 14 15 16 17 18 19 20			

Qualtrax ID: 120836

Page 2 of 2

C:\MSDChem\4\DATA\D092223\D23F265068.D

CT ETPH Discrimination Check

Data File Name D23F265068.D
Data File Path C:\MSDChem\4\DATA\D092223\
Operator PJG
Date Acquired 9/23/1923 4:09
Acq. Method File EPH11D.M
Sample Name ETPH 1500
Instrument Name GCFID4

Name	Ret Time	Target Response	Average Response	*%D+/-20
C-9	1.68	8569941	10432086	18
C-10	2.33	9376597	10432086	10
C-12	3.29	9755878	10432086	6
C-14	4.01	10057998	10432086	4
C-16	4.62	10718540	10432086	-3
C-18	5.18	10967480	10432086	-5
C-20	5.82	11220178	10432086	-8
C-22	6.60	10949228	10432086	-5
C-24	7.45	10975480	10432086	-5
C-26	8.26	10907713	10432086	-5
C-28	9.00	10759988	10432086	-3
C-30	9.68	10785634	10432086	-3
C-32	10.32	10513865	10432086	-1
C-34	10.91	10568660	10432086	-1
C-36	11.48	10354110	10432086	1

Samples
23I2625-01
23I2625-03
23I2625-04
23I2011-01
23I2011-02

*One compound allowed %D</=50

C:\MSDChem\4\DATA\D092623\D23F269042.D

CT ETPH Discrimination Check

Data File Name D23F269042.D
Data File Path C:\MSDChem\4\DATA\D092623\
Operator PJG
Date Acquired 9/26/1923 17:49
Acq. Method File EPH11D.M
Sample Name ETPH 1500
Instrument Name GCFID4

Name	Ret Time	Target Response	Average Response	*%D+/-20
C-9	1.68	6475079	7793322	17
C-10	2.34	6879018	7793322	12
C-12	3.29	7156424	7793322	8
C-14	4.01	7460895	7793322	4
C-16	4.62	7982710	7793322	-2
C-18	5.18	8191990	7793322	-5
C-20	5.82	8419481	7793322	-8
C-22	6.60	8238565	7793322	-6
C-24	7.45	8274391	7793322	-6
C-26	8.25	8240893	7793322	-6
C-28	8.99	8094071	7793322	-4
C-30	9.68	8056182	7793322	-3
C-32	10.31	7832259	7793322	0
C-34	10.91	7870666	7793322	-1
C-36	11.47	7727206	7793322	1

Samples

23I2625-02
23I2586-01
23I0790-01@SPLP
23I0795-02
23I2623-01RE1@5X RR

*One compound allowed %D</=50

REASONABLE CONFIDENCE PROTOCOL
LABORATORY ANALYSIS QA/QC CERTIFICATION FORM

Laboratory Name: Pace New England

Client: Weston & Sampson

Project Location: Simsbury, CT

Project Number: 23I2625

Laboratory Sample ID(s):
23I2625-01 thru 23I2625-05

Sample Date(s):
09/19/2023

List RCP Methods Used:
CTDEP ETPH

1	For each analytical method referenced in this laboratory report package, were all specified QA/QC performance criteria followed, including the requirement to explain any criteria falling outside of acceptable guidelines, as specified in the CTDEP method-specific Reasonable Confidence Protocol documents?	☑ Yes ☐ No
1A	Were the method specified preservation and holding time requirements met?	☑ Yes ☐ No
1B	VPH and EPH Methods only: Was the VPH and EPH method conducted without significant modifications (see Section 11.3 of respective RCP methods)?	☐ Yes ☐ No ☑ N/A
2	Were all samples received by the laboratory in a condition consistent with that described on the associated chain-of-custody document(s)?	☑ Yes ☐ No
3	Were samples received at an appropriate temperature (< 6 degrees C.)?	☑ Yes ☐ No ☐ N/A
4	Were all QA/QC performance criteria specified in the CTDEP Reasonable Confidence Protocol documents achieved?	☑ Yes ☐ No
5A	Were reporting limits specified or referenced on the chain-of-custody?	☐ Yes ☑ No
5B	Were these reporting limits met?	☐ Yes ☐ No
6	For each analytical method referenced in this laboratory report package, were results reported for all constituents identified in the method-specific analyte lists presented in the Reasonable Confidence Protocol documents?	☑ Yes ☐ No
7	Are project-specific matrix spikes and laboratory duplicates included in this data set?	☐ Yes ☑ No

Notes: For all questions to which the response was "No" (with the exception of question #7), additional information must be provided in an attached narrative. If the answer to question #1, #1A, or #1B is "No", the data package does not meet the requirements for "Reasonable Confidence."
This form may not be altered and all questions must be answered.

Meghan E. Kelley

I, the undersigned, attest under the pains and penalties of perjury that, to the best of my knowledge and belief and based upon my personal inquiry of those responsible for providing the information contained in this analytical report, such information is accurate and complete.

Authorized Signature: Meghan E. Kelley **Position:** **Reporting Specialist**

Printed Name: **Meghan E. Kelley** **Date:** **09/27/23**

Name of Laboratory: **Pace New England**

This certification form is to be used for RCP methods only.

con-test®
A Pace Analytical® Laboratory

39 Spruce Street * East Longmeadow, MA 01028 * FAX 413/525-6405 * TEL. 413/525-2332

September 29, 2023

Laura Willson
Weston & Sampson
712 Brook Street, Suite 103
Rocky Hill, CT 06067

Project Location: Simsbury, CT
Client Job Number:
Project Number: 2180209
Laboratory Work Order Number: 23I2626

Enclosed are results of analyses for samples as received by the laboratory on September 20, 2023. If you have any questions concerning this report, please feel free to contact me.

Sincerely,



Rebecca Faust
Project Manager

Table of Contents

Sample Summary 3

Case Narrative 4

Sample Results 5

23I2626-01 5

23I2626-02 6

23I2626-03 7

23I2626-04 8

Sample Preparation Information 9

QC Data 10

Semivolatile Organic Compounds by GC/MS 10

B353229 10

Petroleum Hydrocarbons Analyses 12

B353055 12

Flag/Qualifier Summary 13

Certifications 14

Chain of Custody/Sample Receipt 15

con-test®
A Pace Analytical® Laboratory

39 Spruce Street * East Longmeadow, MA 01028 * FAX 413/525-6405 * TEL. 413/525-2332

Weston & Sampson
712 Brook Street, Suite 103
Rocky Hill, CT 06067
ATTN: Laura Willson

REPORT DATE: 9/29/2023

PURCHASE ORDER NUMBER: 11003487

PROJECT NUMBER: 2180209

ANALYTICAL SUMMARY

WORK ORDER NUMBER: 23I2626

The results of analyses performed on the following samples submitted to CON-TEST, a Pace Analytical Laboratory, are found in this report.

PROJECT LOCATION: Simsbury, CT

FIELD SAMPLE #	LAB ID:	MATRIX	SAMPLE DESCRIPTION	TEST	SUB LAB
CCA-3	23I2626-01	Ground Water		SW-846 8270E	
MW-6	23I2626-02	Ground Water		CTDEP ETPH	
MW-101	23I2626-03	Ground Water		CTDEP ETPH	
MW-102	23I2626-04	Ground Water		CTDEP ETPH	

con-test®
A Pace Analytical® Laboratory

39 Spruce Street * East Longmeadow, MA 01028 * FAX 413/525-6405 * TEL. 413/525-2332

CASE NARRATIVE SUMMARY

All reported results are within defined laboratory quality control objectives unless listed below or otherwise qualified in this report.

For method 8270E, only PAHs were requested and reported.

SW-846 8270E

Qualifications:

V-05

Continuing calibration verification (CCV) did not meet method specifications and was biased on the low side for this compound.

Analyte & Samples(s) Qualified:

Indeno(1,2,3-cd)pyrene (SIM)
23I2626-01[CCA-3], B353229-BLK1, B353229-BS1, B353229-BSD1, S094025-CCV1

The results of analyses reported only relate to samples submitted to Con-Test, a Pace Analytical Laboratory, for testing.
I certify that the analyses listed above, unless specifically listed as subcontracted, if any, were performed under my direction according to the approved methodologies listed in this document, and that based upon my inquiry of those individuals immediately responsible for obtaining the information, the material contained in this report is, to the best of my knowledge and belief, accurate and complete.

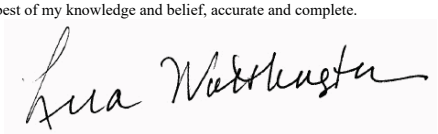

Lisa A. Worthington
Technical Representative

con-test®
A Pace Analytical® Laboratory
39 Spruce Street * East Longmeadow, MA 01028 * FAX 413/525-6405 * TEL. 413/525-2332

Project Location: Simsbury, CT | Sample Description: | Work Order: 23I2626

Date Received: 9/20/2023

Field Sample #: CCA-3 | Sampled: 9/19/2023 13:40

Sample ID: 23I2626-01

Sample Matrix: Ground Water

Semivolatile Organic Compounds by GC/MS

Analyte	Results	RL	Units	Dilution	Flag/Qual	Method	Date Prepared	Date/Time Analyzed	Analyst
Acenaphthene (SIM)	ND	0.30	µg/L	1		SW-846 8270E	9/22/23	9/26/23 12:17	AYH
Acenaphthylene (SIM)	ND	0.20	µg/L	1		SW-846 8270E	9/22/23	9/26/23 12:17	AYH
Anthracene (SIM)	ND	0.20	µg/L	1		SW-846 8270E	9/22/23	9/26/23 12:17	AYH
Benzo(a)anthracene (SIM)	ND	0.050	µg/L	1		SW-846 8270E	9/22/23	9/26/23 12:17	AYH
Benzo(a)pyrene (SIM)	ND	0.099	µg/L	1		SW-846 8270E	9/22/23	9/26/23 12:17	AYH
Benzo(b)fluoranthene (SIM)	ND	0.050	µg/L	1		SW-846 8270E	9/22/23	9/26/23 12:17	AYH
Benzo(g,h,i)perylene (SIM)	ND	0.50	µg/L	1		SW-846 8270E	9/22/23	9/26/23 12:17	AYH
Benzo(k)fluoranthene (SIM)	ND	0.20	µg/L	1		SW-846 8270E	9/22/23	9/26/23 12:17	AYH
Chrysene (SIM)	ND	0.20	µg/L	1		SW-846 8270E	9/22/23	9/26/23 12:17	AYH
Dibenz(a,h)anthracene (SIM)	ND	0.099	µg/L	1		SW-846 8270E	9/22/23	9/26/23 12:17	AYH
Fluoranthene (SIM)	ND	0.50	µg/L	1		SW-846 8270E	9/22/23	9/26/23 12:17	AYH
Fluorene (SIM)	ND	0.99	µg/L	1		SW-846 8270E	9/22/23	9/26/23 12:17	AYH
Indeno(1,2,3-cd)pyrene (SIM)	ND	0.099	µg/L	1	V-05	SW-846 8270E	9/22/23	9/26/23 12:17	AYH
2-Methylnaphthalene (SIM)	ND	0.99	µg/L	1		SW-846 8270E	9/22/23	9/26/23 12:17	AYH
Naphthalene (SIM)	ND	0.99	µg/L	1		SW-846 8270E	9/22/23	9/26/23 12:17	AYH
Phenanthrene (SIM)	ND	0.050	µg/L	1		SW-846 8270E	9/22/23	9/26/23 12:17	AYH
Pyrene (SIM)	ND	0.99	µg/L	1		SW-846 8270E	9/22/23	9/26/23 12:17	AYH

Surrogates	% Recovery	Recovery Limits	Flag/Qual	
Nitrobenzene-d5	52.1	30-130		9/26/23 12:17
2-Fluorobiphenyl	53.4	30-130		9/26/23 12:17
p-Terphenyl-d14	60.2	30-130		9/26/23 12:17

con-test®
A Pace Analytical® Laboratory

39 Spruce Street * East Longmeadow, MA 01028 * FAX 413/525-6405 * TEL. 413/525-2332

Project Location: Simsbury, CT | Sample Description: | Work Order: 23I2626

Date Received: 9/20/2023

Field Sample #: MW-6 | Sampled: 9/19/2023 13:20

Sample ID: 23I2626-02

Sample Matrix: Ground Water

Petroleum Hydrocarbons Analyses

Analyte	Results	RL	Units	Dilution	Flag/Qual	Method	Date Prepared	Date/Time Analyzed	Analyst
CT ETPH	ND	0.19	mg/L	1		CTDEP ETPH	9/26/23	9/27/23 20:54	SFM

Surrogates	% Recovery	Recovery Limits	Flag/Qual	
2-Fluorobiphenyl	63.1	50-150		9/27/23 20:54

con-test®
A Pace Analytical® Laboratory

39 Spruce Street * East Longmeadow, MA 01028 * FAX 413/525-6405 * TEL. 413/525-2332

Project Location: Simsbury, CT | Sample Description: | Work Order: 23I2626

Date Received: 9/20/2023

Field Sample #: MW-101 | Sampled: 9/19/2023 11:50

Sample ID: 23I2626-03

Sample Matrix: Ground Water

Petroleum Hydrocarbons Analyses

Analyte	Results	RL	Units	Dilution	Flag/Qual	Method	Date Prepared	Date/Time Analyzed	Analyst
CT ETPH	ND	0.19	mg/L	1		CTDEP ETPH	9/26/23	9/27/23 21:55	SFM

Surrogates	% Recovery	Recovery Limits	Flag/Qual				
2-Fluorobiphenyl	65.4	50-150				9/27/23 21:55	

con-test®
A Pace Analytical® Laboratory

39 Spruce Street * East Longmeadow, MA 01028 * FAX 413/525-6405 * TEL. 413/525-2332

Project Location: Simsbury, CT | Sample Description: | Work Order: 23I2626

Date Received: 9/20/2023

Field Sample #: MW-102 | Sampled: 9/19/2023 14:10

Sample ID: 23I2626-04

Sample Matrix: Ground Water

Petroleum Hydrocarbons Analyses

Analyte	Results	RL	Units	Dilution	Flag/Qual	Method	Date Prepared	Date/Time Analyzed	Analyst
CT ETPH	0.36	0.20	mg/L	1		CTDEP ETPH	9/26/23	9/27/23 21:34	SFM

Surrogates	% Recovery	Recovery Limits	Flag/Qual	
2-Fluorobiphenyl	68.2	50-150		9/27/23 21:34

con-test®
A Pace Analytical® Laboratory

39 Spruce Street * East Longmeadow, MA 01028 * FAX 413/525-6405 * TEL. 413/525-2332

Sample Extraction Data

Prep Method:SW-846 3510C **Analytical Method:CTDEP ETPH**

Lab Number [Field ID]	Batch	Initial [mL]	Final [mL]	Date
23I2626-02RE1 [MW-6]	B353055	1060	1.00	09/26/23
23I2626-03RE1 [MW-101]	B353055	1060	1.00	09/26/23
23I2626-04RE1 [MW-102]	B353055	1000	1.00	09/26/23

Prep Method:SW-846 3510C **Analytical Method:SW-846 8270E**

Lab Number [Field ID]	Batch	Initial [mL]	Final [mL]	Date
23I2626-01 [CCA-3]	B353229	1010	1.00	09/22/23

con-test®
A Pace Analytical® Laboratory

39 Spruce Street * East Longmeadow, MA 01028 * FAX 413/525-6405 * TEL. 413/525-2332

QUALITY CONTROL

Semivolatile Organic Compounds by GC/MS - Quality Control

Analyte	Result	Reporting Limit	Units	Spike Level	Source Result	%REC	%REC Limits	RPD	RPD Limit	Notes
Batch B353229 - SW-846 3510C										
Blank (B353229-BLK1)				Prepared: 09/22/23 Analyzed: 09/26/23						
Acenaphthene (SIM)	ND	0.30	µg/L							
Acenaphthylene (SIM)	ND	0.20	µg/L							
Anthracene (SIM)	ND	0.20	µg/L							
Benzo(a)anthracene (SIM)	ND	0.050	µg/L							
Benzo(a)pyrene (SIM)	ND	0.10	µg/L							
Benzo(b)fluoranthene (SIM)	ND	0.050	µg/L							
Benzo(g,h,i)perylene (SIM)	ND	0.50	µg/L							
Benzo(k)fluoranthene (SIM)	ND	0.20	µg/L							
Chrysene (SIM)	ND	0.20	µg/L							
Dibenz(a,h)anthracene (SIM)	ND	0.10	µg/L							
Fluoranthene (SIM)	ND	0.50	µg/L							
Fluorene (SIM)	ND	1.0	µg/L							
Indeno(1,2,3-cd)pyrene (SIM)	ND	0.10	µg/L							V-05
2-Methylnaphthalene (SIM)	ND	1.0	µg/L							
Naphthalene (SIM)	ND	1.0	µg/L							
Phenanthrene (SIM)	ND	0.050	µg/L							
Pyrene (SIM)	ND	1.0	µg/L							
Surrogate: Nitrobenzene-d5	*60.5*		µg/L	100		60.5	30-130			
Surrogate: Nitrobenzene-d5 (SIM)	*62.3*		µg/L	100		62.3	30-130			
Surrogate: 2-Fluorobiphenyl	*55.0*		µg/L	100		55.0	30-130			
Surrogate: 2-Fluorobiphenyl (SIM)	*53.7*		µg/L	100		53.7	30-130			
Surrogate: p-Terphenyl-d14	*66.6*		µg/L	100		66.6	30-130			
Surrogate: p-Terphenyl-d14 (SIM)	*58.9*		µg/L	100		58.9	30-130			
LCS (B353229-BS1)				Prepared: 09/22/23 Analyzed: 09/26/23						
Acenaphthene (SIM)	34.2	6.0	µg/L	50.0		68.4	40-140			
Acenaphthylene (SIM)	35.2	4.0	µg/L	50.0		70.3	40-140			
Anthracene (SIM)	35.9	4.0	µg/L	50.0		71.7	40-140			
Benzo(a)anthracene (SIM)	36.1	1.0	µg/L	50.0		72.3	40-140			
Benzo(a)pyrene (SIM)	36.7	2.0	µg/L	50.0		73.4	40-140			
Benzo(b)fluoranthene (SIM)	37.8	1.0	µg/L	50.0		75.6	40-140			
Benzo(g,h,i)perylene (SIM)	36.5	10	µg/L	50.0		73.0	40-140			
Benzo(k)fluoranthene (SIM)	40.9	4.0	µg/L	50.0		81.8	40-140			
Chrysene (SIM)	37.9	4.0	µg/L	50.0		75.8	40-140			
Dibenz(a,h)anthracene (SIM)	38.0	2.0	µg/L	50.0		76.0	40-140			
Fluoranthene (SIM)	36.9	10	µg/L	50.0		73.8	40-140			
Fluorene (SIM)	37.3	20	µg/L	50.0		74.6	40-140			
Indeno(1,2,3-cd)pyrene (SIM)	35.3	2.0	µg/L	50.0		70.6	40-140			V-05
2-Methylnaphthalene (SIM)	31.3	20	µg/L	50.0		62.6	40-140			
Naphthalene (SIM)	28.0	20	µg/L	50.0		56.0	40-140			
Phenanthrene (SIM)	34.5	1.0	µg/L	50.0		69.0	40-140			
Pyrene (SIM)	35.6	20	µg/L	50.0		71.1	40-140			
Surrogate: Nitrobenzene-d5	*54.2*		µg/L	100		54.2	30-130			
Surrogate: Nitrobenzene-d5 (SIM)	*57.3*		µg/L	100		57.3	30-130			
Surrogate: 2-Fluorobiphenyl	*74.0*		µg/L	100		74.0	30-130			
Surrogate: 2-Fluorobiphenyl (SIM)	*78.8*		µg/L	100		78.8	30-130			
Surrogate: p-Terphenyl-d14	*85.7*		µg/L	100		85.7	30-130			
Surrogate: p-Terphenyl-d14 (SIM)	*92.3*		µg/L	100		92.3	30-130			

con-test®
A Pace Analytical® Laboratory

39 Spruce Street * East Longmeadow, MA 01028 * FAX 413/525-6405 * TEL. 413/525-2332

QUALITY CONTROL

Semivolatile Organic Compounds by GC/MS - Quality Control

Analyte	Result	Reporting Limit	Units	Spike Level	Source Result	%REC	%REC Limits	RPD	RPD Limit	Notes
Batch B353229 - SW-846 3510C										
LCS Dup (B353229-BSD1)				Prepared: 09/22/23 Analyzed: 09/26/23						
Acenaphthene (SIM)	33.3	6.0	µg/L	50.0		66.5	40-140	2.79	20	
Acenaphthylene (SIM)	34.2	4.0	µg/L	50.0		68.5	40-140	2.65	20	
Anthracene (SIM)	36.0	4.0	µg/L	50.0		72.0	40-140	0.334	20	
Benzo(a)anthracene (SIM)	35.9	1.0	µg/L	50.0		71.9	40-140	0.555	20	
Benzo(a)pyrene (SIM)	36.6	2.0	µg/L	50.0		73.2	40-140	0.273	20	
Benzo(b)fluoranthene (SIM)	37.3	1.0	µg/L	50.0		74.7	40-140	1.17	20	
Benzo(g,h,i)perylene (SIM)	36.5	10	µg/L	50.0		72.9	40-140	0.0548	20	
Benzo(k)fluoranthene (SIM)	41.6	4.0	µg/L	50.0		83.1	40-140	1.55	20	
Chrysene (SIM)	37.9	4.0	µg/L	50.0		75.8	40-140	0.0528	20	
Dibenz(a,h)anthracene (SIM)	37.7	2.0	µg/L	50.0		75.4	40-140	0.687	20	
Fluoranthene (SIM)	36.6	10	µg/L	50.0		73.3	40-140	0.761	20	
Fluorene (SIM)	35.3	20	µg/L	50.0		70.5	40-140	5.57	20	
Indeno(1,2,3-cd)pyrene (SIM)	35.1	2.0	µg/L	50.0		70.1	40-140	0.626	20	V-05
2-Methylnaphthalene (SIM)	29.3	20	µg/L	50.0		58.6	40-140	6.67	20	
Naphthalene (SIM)	26.4	20	µg/L	50.0		52.8	40-140	6.03	20	
Phenanthrene (SIM)	34.6	1.0	µg/L	50.0		69.2	40-140	0.290	20	
Pyrene (SIM)	35.8	20	µg/L	50.0		71.6	40-140	0.673	20	
Surrogate: Nitrobenzene-d5	*51.7*		µg/L	100		51.7	30-130			
Surrogate: Nitrobenzene-d5 (SIM)	*55.2*		µg/L	100		55.2	30-130			
Surrogate: 2-Fluorobiphenyl	*72.4*		µg/L	100		72.4	30-130			
Surrogate: 2-Fluorobiphenyl (SIM)	*78.1*		µg/L	100		78.1	30-130			
Surrogate: p-Terphenyl-d14	*82.0*		µg/L	100		82.0	30-130			
Surrogate: p-Terphenyl-d14 (SIM)	*87.1*		µg/L	100		87.1	30-130			

con-test®
A Pace Analytical® Laboratory

39 Spruce Street * East Longmeadow, MA 01028 * FAX 413/525-6405 * TEL. 413/525-2332

QUALITY CONTROL

Petroleum Hydrocarbons Analyses - Quality Control

Analyte	Result	Reporting Limit	Units	Spike Level	Source Result	%REC	%REC Limits	RPD	RPD Limit	Notes
Batch B353055 - SW-846 3510C										
Blank (B353055-BLK1)				Prepared: 09/26/23 Analyzed: 09/27/23						
CT ETPH	ND	0.20	mg/L							
Surrogate: 2-Fluorobiphenyl	*0.0592*		mg/L	0.100		59.2	50-150			
LCS (B353055-BS1)				Prepared: 09/26/23 Analyzed: 09/28/23						
CT ETPH	0.689	0.20	mg/L	1.00		68.9	60-120			
Surrogate: 2-Fluorobiphenyl	*0.0733*		mg/L	0.100		73.3	50-150			
LCS Dup (B353055-BSD1)				Prepared: 09/26/23 Analyzed: 09/28/23						
CT ETPH	0.762	0.20	mg/L	1.00		76.2	60-120	10.2	30	
Surrogate: 2-Fluorobiphenyl	*0.0786*		mg/L	0.100		78.6	50-150			

con-test®
A Pace Analytical® Laboratory

39 Spruce Street * East Longmeadow, MA 01028 * FAX 413/525-6405 * TEL. 413/525-2332

FLAG/QUALIFIER SUMMARY

*	QC result is outside of established limits.
†	Wide recovery limits established for difficult compound.
‡	Wide RPD limits established for difficult compound.
#	Data exceeded client recommended or regulatory level
ND	Not Detected
RL	Reporting Limit is at the level of quantitation (LOQ)
DL	Detection Limit is the lower limit of detection determined by the MDL study
MCL	Maximum Contaminant Level
	Percent recoveries and relative percent differences (RPDs) are determined by the software using values in the calculation which have not been rounded.
	No results have been blank subtracted unless specified in the case narrative section.
V-05	Continuing calibration verification (CCV) did not meet method specifications and was biased on the low side for this compound.

con-test®
A Pace Analytical® Laboratory

39 Spruce Street * East Longmeadow, MA 01028 * FAX 413/525-6405 * TEL. 413/525-2332

CERTIFICATIONS

Certified Analyses included in this Report

Analyte	Certifications
CTDEP ETPH in Water	
CT ETPH	CT

Con-Test, a Pace Environmental Laboratory, operates under the following certifications and accreditations:

Code	Description	Number	Expires
CT	Connecticut Department of Public Health	PH-0821	12/31/2024

Table of Contents

23I2626RF

Pace Analytical®

Phone: 413-525-2332
Fax: 413-525-6405
Access COC's and Support Requests

http://www.pacelabs.com

CHAIN OF CUSTODY RECORD

39 Spruce Street
East Longmeadow, MA 01028

Doc # 381 Rev 5_07/13/2021

Page 1 of 1

Company Name: Weston + SAMPSON
Address: 712 Brook St Rocky Hill
Phone: 860-513-1473
Project Name: Simsbury - AWC Eversource
Project Location: Simsbury, CT
Project Number:
Project Manager: Laura Willson
Pace Quote Name/Number:
Invoice Recipient: Drew Blicharz - Eversource
Sampled By: Will Sirotnak

Requested Turnaround Time
7-Day ☑ 10-Day ☐
PFAS 10-Day (std) ☐ Due Date:

Rush-Approval Required
1-Day ☐ 3-Day ☐
2-Day ☐ 4-Day ☐

Data Delivery
Format: PDF ☑ EXCEL ☑
Other:
CLP Like Data Pkg Required: ☐
Email To: Willson.laura@
Fax To #: wseinc.com

Dissolved Metals Samples
○ Field Filtered
○ Lab to Filter

Orthophosphate Samples
○ Field Filtered
○ Lab to Filter

PCB ONLY
SOXHLET ☐
NON SOXHLET ☐

ANALYSIS REQUESTED

Pace Work Order#	Client Sample ID / Description	Beginning Date/Time	Ending Date/Time	COMP/GRAB	Matrix Code	Conc Code	VIALS	GLASS	PLASTIC	BACTERIA	ENCORE	ETPH	PAHs (SIM)
1	CCA-3	9/19/23	1340	Grab	GW	U	2	2					X
2	MW-6	↓	1320	↓	↓	↓		2				X	
3	MW-101	↓	1150	↓	↓	↓		2				X	
4	MW-102	↓	1410	↓	↓	↓		2				X	

Relinquished by: (signature) [signature] Date/Time: 9/20/23 1024
Received by: (signature) [signature] Date/Time: 9/20/23 1024
Relinquished by: (signature) [signature] Date/Time: 9/20/23 1510
Received by: (signature) [signature] Date/Time: 9/20/23 1510 3.1
Relinquished by: (signature) Date/Time: 2.4
Received by: (signature) Date/Time:
Relinquished by: (signature) Date/Time:
Received by: (signature) Date/Time:

Client Comments: Invoice to Drew Blicharz Drew.Blicharz@Eversource.com
Eversource - PO# 11003487

Detection Limit Requirements
MA
CT RSR
Other:

Special Requirements
☐ MA MCP Required
MCP Certification Form Required
☑ CT RCP Required
RCP Certification Form Required
☐ MA State DW Required
PWSID #

Please use the following codes to indicate possible sample concentration within the Conc Code column above:
H - High; M - Medium; L - Low; C - Clean; U - Unknown

RELAC and AIHA-LAP, LLC Accredited

Project Entity
Government ☐ Municipality ☐ MWRA ☐ WRTA ☐
Federal ☐ 21 J ☐ School ☐
City ☐ Brownfield ☐ MBTA ☐

Other
☐ Chromatogram
☐ AIHA-LAP,LLC

Lab Comments:

Disclaimer: Pace Analytical is not responsible for any omitted information on the Chain of Custody. The Chain of Custody is a legal document that must be complete and accurate and is used to determine what analyses the laboratory will perform. Any missing information is not the laboratory's responsibility. Pace Analytical values your partnership on each project and will try to assist with missing information, but will not be held accountable.

² Preservation Code
Courier Use Only
Total Number C
VIALS
GLASS
PLASTIC
BACTERIA
ENCORE

Glassware in the fridge? Y / N
Glassware in freezer? Y / N
Prepackaged Cooler? Y / N
*Pace Analytical is not responsible for missing samples from prepacked coolers

¹ Matrix Codes:
GW = Ground Water
WW = Waste Water
DW = Drinking Water
A = Air
S = Soil
SL = Sludge
SOL = Solid
O = Other (please define)

² Preservation Codes:
I = Iced
H = HCL
M = Methanol
N = Nitric Acid
S = Sulfuric Acid
B = Sodium Bisulfate
X = Sodium Hydroxide
T = Sodium Thiosulfate
O = Other (please define)

Pace ANALYTICAL SERVICES

DC#_Title: ENV-FRM-ELON-0001 v07_Sample Receiving Checklist

Effective Date: 07/13/2023

Sample																				
	1	2	3	4	5	6	7	8	9	10	11	12	13	14	15	16	17	18	19	20
16oz Amb/Clear (Circle Amb/Clear) — Soils Jars																				
8oz Amb/Clear — Soils Jars																				
4oz Amb/Clear — Soils Jars																				
2oz Amb/Clear — Soils Jars																				
Unpreserved — 1 Liter — Ambers	2	2	2	2				/												
HCL — 1 Liter — Ambers																				
Sulfuric — 1 Liter — Ambers																				
Sulfuric — 250mL — Ambers																				
Phosphoric — 250mL — Ambers																				
HCl — 250mL — Ambers																				
Unpreserved — 100mL — Ambers																				
Unpreserved — 1 Liter — Plastics																				
Sulfuric — 1 Liter — Plastics																				
Unpreserved — 500mL — Plastics																				
Sulfuric — 500mL — Plastics																				
Unpreserved — 250mL — Plastics																				
Trizma — 250mL — Plastics																				
Sulfuric — 250mL — Plastics																				
Nitric — 250mL — Plastics																				
NaOH — 250mL — Plastics																				
Ammonium Acetate — 250mL — Plastics																				
NaOH/Zinc — 250mL — Plastics																				
Unpreserved — VOA Vials	2																			
HCl — VOA Vials																				
MeOH — VOA Vials																				
D.I. Water — VOA Vials																				
BiSulfate — VOA Vials																				
Col/Bact — Other / Fill in																				
Other / Fill in																				
Other / Fill in																				
Other / Fill in																				
Other / Fill in																				
Other / Fill in																				

Qualtrax ID: 120836

Page 2 of 2

Pace ANALYTICAL SERVICES

DC#_Title: ENV-FRM-ELON-0001 v07_Sample Receiving Checklist

Effective Date: 07/13/2023

Log In Back-Sheet

Client Weston and Sampson

Project Simsbury - AWC Eversource

MCP/RCP Required CT RCP

Deliverable Package Requirement RSRs

Location Simsbury CT

PWSID# (When Applicable) N/A

Arrival Method:

Courier ☒ Fed Ex ☐ Walk In ☐ Other ☐

Received By / Date / Time STM 9/20/23 1510

Back-Sheet By / Date / Time STM 9/20/23 1915

Temperature Method Gun #5

Temp ☒ < 6° C Actual Temperature 3.1, 2.4

Rush Samples: Yes (No) Notify

Short Hold: Yes (No) Notify

Notes regarding Samples/COC outside of SOP:

Login Sample Receipt Checklist – (Rejection Criteria Listing – Using Acceptance Policy) Any False statement will be brought to the attention of the Client – True or False

	True	False
Received on ice	☒	☐
Received in Cooler	☒	☐
Custody Seal: DATE TIME	☐	☒
COC Relinquished	☒	☐
COC/Samples Labels Agree	☒	☐
All Samples in Good Condition	☒	☐
Samples Received within Holding Time	☒	☐
Is there enough Volume	☒	☐
Proper Media/Container Used	☒	☐
Splitting Samples Required	☐	☒
MS/MSD	☐	☒
Trip Blanks	☐	☒
Lab to Filters	☐	☒
COC Legible	☒	☐

COC Included: (Check all included)

Client ☒ Analysis ☒ Sampler Name ☒

Project ☒ IDs ☒ Collection Date/Time ☒

All Samples Proper pH: (N/A) ☐ ☐

Additional Container Notes

Note: West Virginia requires all samples to have their temperature taken. Note any outliers.

Qualtrax ID: 120836

C:\MSDChem\4\DATA\D092723.SEC\D23F270007.D

CT ETPH Discrimination Check

Data File Name D23F270007.D
Data File Path C:\MSDChem\4\DATA\D092723.SEC\
Operator PJG
Date Acquired 9/27/1923 15:42
Acq. Method File EPH11D.M
Sample Name ETPH 1500
Instrument Name GCFID4

Name	Ret Time	Target Response	Average Response	*%D+/-20
C-9	1.71	8639671	10359153	17
C-10	2.36	9289906	10359153	10
C-12	3.30	9717782	10359153	6
C-14	4.02	10074091	10359153	3
C-16	4.63	10748620	10359153	-4
C-18	5.18	10967324	10359153	-6
C-20	5.82	11200964	10359153	-8
C-22	6.59	10888592	10359153	-5
C-24	7.44	10955123	10359153	-6
C-26	8.24	10845436	10359153	-5
C-28	8.98	10729906	10359153	-4
C-30	9.66	10651607	10359153	-3
C-32	10.30	10318405	10359153	0
C-34	10.89	10324668	10359153	0
C-36	11.45	10035199	10359153	3

Samples

23I2626-02RE1
23I2626-04RE1
23I2626-03RE1

*One compound allowed %D</=50

REASONABLE CONFIDENCE PROTOCOL
LABORATORY ANALYSIS QA/QC CERTIFICATION FORM

Laboratory Name: Pace New England

Client: Weston & Sampson

Project Location: Simsbury, CT

Project Number: 23I2626

Laboratory Sample ID(s):
23I2626-01 thru 23I2626-04

Sample Date(s):
09/19/2023

List RCP Methods Used:
CTDEP ETPH, SW-846 8270E

1	For each analytical method referenced in this laboratory report package, were all specified QA/QC performance criteria followed, including the requirement to explain any criteria falling outside of acceptable guidelines, as specified in the CTDEP method-specific Reasonable Confidence Protocol documents?	☑ Yes ☐ No
1A	Were the method specified preservation and holding time requirements met?	☑ Yes ☐ No
1B	VPH and EPH Methods only: Was the VPH and EPH method conducted without significant modifications (see Section 11.3 of respective RCP methods)?	☐ Yes ☐ No ☑ N/A
2	Were all samples received by the laboratory in a condition consistent with that described on the associated chain-of-custody document(s)?	☑ Yes ☐ No
3	Were samples received at an appropriate temperature (< 6 degrees C.)?	☑ Yes ☐ No ☐ N/A
4	Were all QA/QC performance criteria specified in the CTDEP Reasonable Confidence Protocol documents achieved?	☐ Yes ☑ No
5A	Were reporting limits specified or referenced on the chain-of-custody?	☐ Yes ☑ No
5B	Were these reporting limits met?	☐ Yes ☐ No
6	For each analytical method referenced in this laboratory report package, were results reported for all constituents identified in the method-specific analyte lists presented in the Reasonable Confidence Protocol documents?	☐ Yes ☑ No
7	Are project-specific matrix spikes and laboratory duplicates included in this data set?	☐ Yes ☑ No

Notes: For all questions to which the response was "No" (with the exception of question #7), additional information must be provided in an attached narrative. If the answer to question #1, #1A, or #1B is "No", the data package does not meet the requirements for "Reasonable Confidence."
This form may not be altered and all questions must be answered.

Lisa A. Worthington

I, the undersigned, attest under the pains and penalties of perjury that, to the best of my knowledge and belief and based upon my personal inquiry of those responsible for providing the information contained in this analytical report, such information is accurate and complete.

Authorized Signature: Lisa Worthington **Position:** **Technical Representative**

Printed Name: **Lisa A. Worthington** **Date:** **09/29/23**

Name of Laboratory: **Pace New England**

This certification form is to be used for RCP methods only.

con-test®
A Pace Analytical® Laboratory

39 Spruce Street * East Longmeadow, MA 01028 * FAX 413/525-6405 * TEL. 413/525-2332

January 4, 2024

Laura Willson
Weston & Sampson
712 Brook Street, Suite 103
Rocky Hill, CT 06067

Project Location: Simsbury, CT
Client Job Number:
Project Number: [none]
Laboratory Work Order Number: 23L3359

Enclosed are results of analyses for samples as received by the laboratory on December 22, 2023. If you have any questions concerning this report, please feel free to contact me.

Sincerely,



Rebecca Faust
Project Manager

Table of Contents

Sample Summary 3

Case Narrative 4

Sample Results 7

23L3359-01 7

23L3359-02 11

23L3359-03 12

23L3359-04 15

23L3359-05 16

23L3359-06 17

23L3359-07 18

23L3359-08 19

Sample Preparation Information 21

QC Data 22

Volatile Organic Compounds by GC/MS 22

B361817 22

Semivolatile Organic Compounds by GC/MS 25

B361826 25

Petroleum Hydrocarbons Analyses 27

B361962 27

B362431 27

Flag/Qualifier Summary 28

Certifications 29

Chain of Custody/Sample Receipt 32

con-test®
A Pace Analytical® Laboratory

39 Spruce Street * East Longmeadow, MA 01028 * FAX 413/525-6405 * TEL. 413/525-2332

Weston & Sampson
712 Brook Street, Suite 103
Rocky Hill, CT 06067
ATTN: Laura Willson

REPORT DATE: 1/4/2024

PURCHASE ORDER NUMBER: 11003487

PROJECT NUMBER: [none]

ANALYTICAL SUMMARY

WORK ORDER NUMBER: 23L3359

The results of analyses performed on the following samples submitted to CON-TEST, a Pace Analytical Laboratory, are found in this report.

PROJECT LOCATION: Simsbury, CT

FIELD SAMPLE #	LAB ID:	MATRIX	SAMPLE DESCRIPTION	TEST	SUB LAB
MW-4R	23L3359-01	Ground Water		CTDEP ETPH	
				SW-846 8260D	
				SW-846 8270E	
DUP-1	23L3359-02	Ground Water		SW-846 8270E	
MW-102	23L3359-03	Ground Water		CTDEP ETPH	
				SW-846 8260D	
CCA-3	23L3359-04	Ground Water		SW-846 8270E	
MW-101	23L3359-05	Ground Water		CTDEP ETPH	
MW-6	23L3359-06	Ground Water		CTDEP ETPH	
DUP-2	23L3359-07	Ground Water		CTDEP ETPH	
Trip Blank	23L3359-08	Trip Blank Water		SW-846 8260D	

con-test®
A Pace Analytical® Laboratory

39 Spruce Street * East Longmeadow, MA 01028 * FAX 413/525-6405 * TEL. 413/525-2332

CASE NARRATIVE SUMMARY

All reported results are within defined laboratory quality control objectives unless listed below or otherwise qualified in this report.

For method 8270E, only PAHs were requested and reported.

con-test®
A Pace Analytical® Laboratory
39 Spruce Street * East Longmeadow, MA 01028 * FAX 413/525-6405 * TEL. 413/525-2332

CTDEP ETPH

Qualifications:

H-06

Sample was extracted past the recommended holding time.

Analyte & Samples(s) Qualified:

23L3359-03RE1[MW-102], 23L3359-05RE1[MW-101], 23L3359-06RE1[MW-6]

L-07

Either laboratory fortified blank/laboratory control sample or duplicate recovery is outside of control limits, but the other is within limits. RPD between the two LFB/LCS results is within method specified criteria.

Analyte & Samples(s) Qualified:

CT ETPH
B361962-BSD1

S-10

Sample was re-extracted outside of holding time since surrogate standard recovery was outside of control limits. Data from analysis performed outside of holding time is also reported since surrogate recovery is acceptable.

Analyte & Samples(s) Qualified:

2-Fluorobiphenyl
23L3359-03[MW-102], 23L3359-05[MW-101], 23L3359-06[MW-6]

S-26

Surrogate outside of control limits.

Analyte & Samples(s) Qualified:

2-Fluorobiphenyl
B361962-BLK1

SW-846 8260D

Qualifications:

L-01

Laboratory fortified blank/laboratory control sample recovery outside of control limits. Data validation is not affected since all results are "not detected" for all samples in this batch for this compound and bias is on the high side.

Analyte & Samples(s) Qualified:

1,2-Dichloroethane
B361817-BS1, S098521-CCV1

V-05

Continuing calibration verification (CCV) did not meet method specifications and was biased on the low side for this compound.

Analyte & Samples(s) Qualified:

Bromomethane
23L3359-01[MW-4R], 23L3359-03[MW-102], 23L3359-08[Trip Blank], B361817-BLK1, B361817-BS1, S098521-CCV1

Chloromethane
23L3359-01[MW-4R], 23L3359-03[MW-102], 23L3359-08[Trip Blank], B361817-BLK1, B361817-BS1, S098521-CCV1

V-20

Continuing calibration verification (CCV) did not meet method specifications and was biased on the high side. Data validation is not affected since sample result was "not detected" for this compound.

Analyte & Samples(s) Qualified:

1,2-Dichloroethane
B361817-BS1, S098521-CCV1

SW-846 8270E

Qualifications:

V-05

Continuing calibration verification (CCV) did not meet method specifications and was biased on the low side for this compound.

Analyte & Samples(s) Qualified:

Dibenz(a,h)anthracene (SIM)
23L3359-01[MW-4R], 23L3359-02[DUP-1], 23L3359-04[CCA-3], S098680-CCV1

39 Spruce Street * East Longmeadow, MA 01028 * FAX 413/525-6405 * TEL. 413/525-2332

V-34

Initial calibration verification (ICV) did not meet method specifications and was biased on the low side for this compound. Reported result is estimated.

Analyte & Samples(s) Qualified:

Acenaphthene (SIM)
23L3359-01[MW-4R], 23L3359-02[DUP-1], 23L3359-04[CCA-3], B361826-BLK1, B361826-BS1, B361826-BSD1, S098596-CCV1, S098680-CCV1

Fluoranthene (SIM)
23L3359-01[MW-4R], 23L3359-02[DUP-1], 23L3359-04[CCA-3], B361826-BLK1, B361826-BS1, B361826-BSD1, S098596-CCV1, S098680-CCV1

Phenanthrene (SIM)
23L3359-01[MW-4R], 23L3359-02[DUP-1], 23L3359-04[CCA-3], B361826-BLK1, B361826-BS1, B361826-BSD1, S098596-CCV1, S098680-CCV1

The results of analyses reported only relate to samples submitted to Con-Test, a Pace Analytical Laboratory, for testing.
I certify that the analyses listed above, unless specifically listed as subcontracted, if any, were performed under my direction according to the approved methodologies listed in this document, and that based upon my inquiry of those individuals immediately responsible for obtaining the information, the material contained in this report is, to the best of my knowledge and belief, accurate and complete.

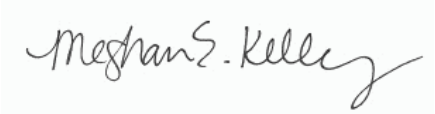

Meghan E. Kelley
Reporting Specialist

con-test®
A Pace Analytical® Laboratory
39 Spruce Street * East Longmeadow, MA 01028 * FAX 413/525-6405 * TEL. 413/525-2332

Project Location: Simsbury, CT | Sample Description: | Work Order: 23L3359

Date Received: 12/22/2023

Field Sample #: MW-4R | Sampled: 12/21/2023 16:15

Sample ID: 23L3359-01

Sample Matrix: Ground Water

Volatile Organic Compounds by GC/MS

Analyte	Results	RL	Units	Dilution	Flag/Qual	Method	Date Prepared	Date/Time Analyzed	Analyst
Acetone	ND	10	µg/L	1		SW-846 8260D	12/27/23	12/28/23 17:13	EEH
Acrylonitrile	ND	2.0	µg/L	1		SW-846 8260D	12/27/23	12/28/23 17:13	EEH
Benzene	ND	0.50	µg/L	1		SW-846 8260D	12/27/23	12/28/23 17:13	EEH
Bromobenzene	ND	0.50	µg/L	1		SW-846 8260D	12/27/23	12/28/23 17:13	EEH
Bromodichloromethane	ND	0.50	µg/L	1		SW-846 8260D	12/27/23	12/28/23 17:13	EEH
Bromoform	ND	1.0	µg/L	1		SW-846 8260D	12/27/23	12/28/23 17:13	EEH
Bromomethane	ND	2.0	µg/L	1	V-05	SW-846 8260D	12/27/23	12/28/23 17:13	EEH
2-Butanone (MEK)	ND	5.0	µg/L	1		SW-846 8260D	12/27/23	12/28/23 17:13	EEH
n-Butylbenzene	ND	1.0	µg/L	1		SW-846 8260D	12/27/23	12/28/23 17:13	EEH
sec-Butylbenzene	ND	1.0	µg/L	1		SW-846 8260D	12/27/23	12/28/23 17:13	EEH
tert-Butylbenzene	ND	1.0	µg/L	1		SW-846 8260D	12/27/23	12/28/23 17:13	EEH
Carbon Disulfide	ND	5.0	µg/L	1		SW-846 8260D	12/27/23	12/28/23 17:13	EEH
Carbon Tetrachloride	ND	0.50	µg/L	1		SW-846 8260D	12/27/23	12/28/23 17:13	EEH
Chlorobenzene	ND	0.50	µg/L	1		SW-846 8260D	12/27/23	12/28/23 17:13	EEH
Chlorodibromomethane	ND	0.50	µg/L	1		SW-846 8260D	12/27/23	12/28/23 17:13	EEH
Chloroethane	ND	0.50	µg/L	1		SW-846 8260D	12/27/23	12/28/23 17:13	EEH
Chloroform	ND	0.50	µg/L	1		SW-846 8260D	12/27/23	12/28/23 17:13	EEH
Chloromethane	ND	0.60	µg/L	1	V-05	SW-846 8260D	12/27/23	12/28/23 17:13	EEH
2-Chlorotoluene	ND	0.50	µg/L	1		SW-846 8260D	12/27/23	12/28/23 17:13	EEH
4-Chlorotoluene	ND	0.50	µg/L	1		SW-846 8260D	12/27/23	12/28/23 17:13	EEH
1,2-Dibromo-3-chloropropane (DBCP)	ND	1.0	µg/L	1		SW-846 8260D	12/27/23	12/28/23 17:13	EEH
1,2-Dibromoethane (EDB)	ND	0.50	µg/L	1		SW-846 8260D	12/27/23	12/28/23 17:13	EEH
Dibromomethane	ND	0.50	µg/L	1		SW-846 8260D	12/27/23	12/28/23 17:13	EEH
1,2-Dichlorobenzene	ND	0.50	µg/L	1		SW-846 8260D	12/27/23	12/28/23 17:13	EEH
1,3-Dichlorobenzene	ND	0.50	µg/L	1		SW-846 8260D	12/27/23	12/28/23 17:13	EEH
1,4-Dichlorobenzene	ND	0.50	µg/L	1		SW-846 8260D	12/27/23	12/28/23 17:13	EEH
trans-1,4-Dichloro-2-butene	ND	2.0	µg/L	1		SW-846 8260D	12/27/23	12/28/23 17:13	EEH
Dichlorodifluoromethane (Freon 12)	ND	0.50	µg/L	1		SW-846 8260D	12/27/23	12/28/23 17:13	EEH
1,1-Dichloroethane	ND	0.50	µg/L	1		SW-846 8260D	12/27/23	12/28/23 17:13	EEH
1,2-Dichloroethane	ND	0.50	µg/L	1		SW-846 8260D	12/27/23	12/28/23 17:13	EEH
1,1-Dichloroethylene	ND	0.50	µg/L	1		SW-846 8260D	12/27/23	12/28/23 17:13	EEH
cis-1,2-Dichloroethylene	ND	0.50	µg/L	1		SW-846 8260D	12/27/23	12/28/23 17:13	EEH
trans-1,2-Dichloroethylene	ND	1.0	µg/L	1		SW-846 8260D	12/27/23	12/28/23 17:13	EEH
1,2-Dichloropropane	ND	0.50	µg/L	1		SW-846 8260D	12/27/23	12/28/23 17:13	EEH
1,3-Dichloropropane	ND	0.50	µg/L	1		SW-846 8260D	12/27/23	12/28/23 17:13	EEH
2,2-Dichloropropane	ND	0.50	µg/L	1		SW-846 8260D	12/27/23	12/28/23 17:13	EEH
1,1-Dichloropropene	ND	0.50	µg/L	1		SW-846 8260D	12/27/23	12/28/23 17:13	EEH
cis-1,3-Dichloropropene	ND	0.50	µg/L	1		SW-846 8260D	12/27/23	12/28/23 17:13	EEH
trans-1,3-Dichloropropene	ND	0.50	µg/L	1		SW-846 8260D	12/27/23	12/28/23 17:13	EEH
Ethylbenzene	ND	0.50	µg/L	1		SW-846 8260D	12/27/23	12/28/23 17:13	EEH
Hexachlorobutadiene	ND	0.60	µg/L	1		SW-846 8260D	12/27/23	12/28/23 17:13	EEH
2-Hexanone (MBK)	ND	5.0	µg/L	1		SW-846 8260D	12/27/23	12/28/23 17:13	EEH
Isopropylbenzene (Cumene)	ND	0.50	µg/L	1		SW-846 8260D	12/27/23	12/28/23 17:13	EEH
p-Isopropyltoluene (p-Cymene)	ND	0.50	µg/L	1		SW-846 8260D	12/27/23	12/28/23 17:13	EEH

con-test®
A Pace Analytical® Laboratory
39 Spruce Street * East Longmeadow, MA 01028 * FAX 413/525-6405 * TEL. 413/525-2332

Project Location: Simsbury, CT | Sample Description: | Work Order: 23L3359

Date Received: 12/22/2023

Field Sample #: MW-4R | Sampled: 12/21/2023 16:15

Sample ID: 23L3359-01

Sample Matrix: Ground Water

Volatile Organic Compounds by GC/MS

Analyte	Results	RL	Units	Dilution	Flag/Qual	Method	Date Prepared	Date/Time Analyzed	Analyst
Methyl tert-Butyl Ether (MTBE)	ND	0.50	µg/L	1		SW-846 8260D	12/27/23	12/28/23 17:13	EEH
Methylene Chloride	ND	5.0	µg/L	1		SW-846 8260D	12/27/23	12/28/23 17:13	EEH
4-Methyl-2-pentanone (MIBK)	ND	5.0	µg/L	1		SW-846 8260D	12/27/23	12/28/23 17:13	EEH
Naphthalene	ND	2.0	µg/L	1		SW-846 8260D	12/27/23	12/28/23 17:13	EEH
n-Propylbenzene	ND	1.0	µg/L	1		SW-846 8260D	12/27/23	12/28/23 17:13	EEH
Styrene	ND	1.0	µg/L	1		SW-846 8260D	12/27/23	12/28/23 17:13	EEH
1,1,1,2-Tetrachloroethane	ND	0.50	µg/L	1		SW-846 8260D	12/27/23	12/28/23 17:13	EEH
1,1,2,2-Tetrachloroethane	ND	0.50	µg/L	1		SW-846 8260D	12/27/23	12/28/23 17:13	EEH
Tetrachloroethylene	ND	1.0	µg/L	1		SW-846 8260D	12/27/23	12/28/23 17:13	EEH
Tetrahydrofuran	ND	10	µg/L	1		SW-846 8260D	12/27/23	12/28/23 17:13	EEH
Toluene	ND	1.0	µg/L	1		SW-846 8260D	12/27/23	12/28/23 17:13	EEH
1,2,3-Trichlorobenzene	ND	1.0	µg/L	1		SW-846 8260D	12/27/23	12/28/23 17:13	EEH
1,2,4-Trichlorobenzene	ND	0.50	µg/L	1		SW-846 8260D	12/27/23	12/28/23 17:13	EEH
1,1,1-Trichloroethane	ND	0.50	µg/L	1		SW-846 8260D	12/27/23	12/28/23 17:13	EEH
1,1,2-Trichloroethane	ND	0.50	µg/L	1		SW-846 8260D	12/27/23	12/28/23 17:13	EEH
Trichloroethylene	ND	1.0	µg/L	1		SW-846 8260D	12/27/23	12/28/23 17:13	EEH
Trichlorofluoromethane (Freon 11)	ND	2.0	µg/L	1		SW-846 8260D	12/27/23	12/28/23 17:13	EEH
1,2,3-Trichloropropane	ND	1.0	µg/L	1		SW-846 8260D	12/27/23	12/28/23 17:13	EEH
1,1,2-Trichloro-1,2,2-trifluoroethane (Freon 113)	ND	0.50	µg/L	1		SW-846 8260D	12/27/23	12/28/23 17:13	EEH
1,2,4-Trimethylbenzene	ND	0.50	µg/L	1		SW-846 8260D	12/27/23	12/28/23 17:13	EEH
1,3,5-Trimethylbenzene	ND	0.50	µg/L	1		SW-846 8260D	12/27/23	12/28/23 17:13	EEH
Vinyl Chloride	ND	1.0	µg/L	1		SW-846 8260D	12/27/23	12/28/23 17:13	EEH
m+p Xylene	ND	2.0	µg/L	1		SW-846 8260D	12/27/23	12/28/23 17:13	EEH
o-Xylene	ND	1.0	µg/L	1		SW-846 8260D	12/27/23	12/28/23 17:13	EEH

Surrogates	% Recovery	Recovery Limits	Flag/Qual	
1,2-Dichloroethane-d4	113	70-130		12/28/23 17:13
Toluene-d8	103	70-130		12/28/23 17:13
4-Bromofluorobenzene	97.5	70-130		12/28/23 17:13

con-test®
A Pace Analytical® Laboratory
39 Spruce Street * East Longmeadow, MA 01028 * FAX 413/525-6405 * TEL. 413/525-2332

Project Location: Simsbury, CT | Sample Description: | Work Order: 23L3359

Date Received: 12/22/2023

Field Sample #: MW-4R | Sampled: 12/21/2023 16:15

Sample ID: 23L3359-01

Sample Matrix: Ground Water

Semivolatile Organic Compounds by GC/MS

Analyte	Results	RL	Units	Dilution	Flag/Qual	Method	Date Prepared	Date/Time Analyzed	Analyst
Acenaphthene (SIM)	ND	0.24	µg/L	1	V-34	SW-846 8270E	12/27/23	1/2/24 18:17	AYH
Acenaphthylene (SIM)	ND	0.24	µg/L	1		SW-846 8270E	12/27/23	1/2/24 18:17	AYH
Anthracene (SIM)	ND	0.24	µg/L	1		SW-846 8270E	12/27/23	1/2/24 18:17	AYH
Benzo(a)anthracene (SIM)	ND	0.047	µg/L	1		SW-846 8270E	12/27/23	1/2/24 18:17	AYH
Benzo(a)pyrene (SIM)	ND	0.047	µg/L	1		SW-846 8270E	12/27/23	1/2/24 18:17	AYH
Benzo(b)fluoranthene (SIM)	ND	0.047	µg/L	1		SW-846 8270E	12/27/23	1/2/24 18:17	AYH
Benzo(g,h,i)perylene (SIM)	ND	0.24	µg/L	1		SW-846 8270E	12/27/23	1/2/24 18:17	AYH
Benzo(k)fluoranthene (SIM)	ND	0.047	µg/L	1		SW-846 8270E	12/27/23	1/2/24 18:17	AYH
Chrysene (SIM)	ND	0.24	µg/L	1		SW-846 8270E	12/27/23	1/2/24 18:17	AYH
Dibenz(a,h)anthracene (SIM)	ND	0.047	µg/L	1	V-05	SW-846 8270E	12/27/23	1/2/24 18:17	AYH
Fluoranthene (SIM)	ND	0.24	µg/L	1	V-34	SW-846 8270E	12/27/23	1/2/24 18:17	AYH
Fluorene (SIM)	ND	0.24	µg/L	1		SW-846 8270E	12/27/23	1/2/24 18:17	AYH
Indeno(1,2,3-cd)pyrene (SIM)	ND	0.047	µg/L	1		SW-846 8270E	12/27/23	1/2/24 18:17	AYH
2-Methylnaphthalene (SIM)	ND	0.24	µg/L	1		SW-846 8270E	12/27/23	1/2/24 18:17	AYH
Naphthalene (SIM)	ND	0.24	µg/L	1		SW-846 8270E	12/27/23	1/2/24 18:17	AYH
Phenanthrene (SIM)	ND	0.24	µg/L	1	V-34	SW-846 8270E	12/27/23	1/2/24 18:17	AYH
Pyrene (SIM)	ND	0.24	µg/L	1		SW-846 8270E	12/27/23	1/2/24 18:17	AYH

Surrogates	% Recovery	Recovery Limits	Flag/Qual	
Nitrobenzene-d5 (SIM)	91.7	30-130		1/2/24 18:17
2-Fluorobiphenyl (SIM)	90.5	30-130		1/2/24 18:17
p-Terphenyl-d14 (SIM)	63.8	30-130		1/2/24 18:17

con-test®
A Pace Analytical® Laboratory
39 Spruce Street * East Longmeadow, MA 01028 * FAX 413/525-6405 * TEL. 413/525-2332

Project Location: Simsbury, CT | Sample Description: | Work Order: 23L3359

Date Received: 12/22/2023

Field Sample #: MW-4R | Sampled: 12/21/2023 16:15

Sample ID: 23L3359-01

Sample Matrix: Ground Water

Petroleum Hydrocarbons Analyses

Analyte	Results	RL	Units	Dilution	Flag/Qual	Method	Date Prepared	Date/Time Analyzed	Analyst
CT ETPH	0.38	0.19	mg/L	1		CTDEP ETPH	12/28/23	1/2/24 13:11	SNB

Surrogates	% Recovery	Recovery Limits	Flag/Qual	
2-Fluorobiphenyl	51.4	50-150		1/2/24 13:11

con-test®
A Pace Analytical® Laboratory
39 Spruce Street * East Longmeadow, MA 01028 * FAX 413/525-6405 * TEL. 413/525-2332

Project Location: Simsbury, CT | Sample Description: | Work Order: 23L3359

Date Received: 12/22/2023

Field Sample #: DUP-1 | Sampled: 12/21/2023 00:00

Sample ID: 23L3359-02

Sample Matrix: Ground Water

Semivolatile Organic Compounds by GC/MS

Analyte	Results	RL	Units	Dilution	Flag/Qual	Method	Date Prepared	Date/Time Analyzed	Analyst
Acenaphthene (SIM)	ND	0.24	µg/L	1	V-34	SW-846 8270E	12/27/23	1/2/24 18:39	AYH
Acenaphthylene (SIM)	ND	0.24	µg/L	1		SW-846 8270E	12/27/23	1/2/24 18:39	AYH
Anthracene (SIM)	ND	0.24	µg/L	1		SW-846 8270E	12/27/23	1/2/24 18:39	AYH
Benzo(a)anthracene (SIM)	ND	0.048	µg/L	1		SW-846 8270E	12/27/23	1/2/24 18:39	AYH
Benzo(a)pyrene (SIM)	ND	0.048	µg/L	1		SW-846 8270E	12/27/23	1/2/24 18:39	AYH
Benzo(b)fluoranthene (SIM)	ND	0.048	µg/L	1		SW-846 8270E	12/27/23	1/2/24 18:39	AYH
Benzo(g,h,i)perylene (SIM)	ND	0.24	µg/L	1		SW-846 8270E	12/27/23	1/2/24 18:39	AYH
Benzo(k)fluoranthene (SIM)	ND	0.048	µg/L	1		SW-846 8270E	12/27/23	1/2/24 18:39	AYH
Chrysene (SIM)	ND	0.24	µg/L	1		SW-846 8270E	12/27/23	1/2/24 18:39	AYH
Dibenz(a,h)anthracene (SIM)	ND	0.048	µg/L	1	V-05	SW-846 8270E	12/27/23	1/2/24 18:39	AYH
Fluoranthene (SIM)	ND	0.24	µg/L	1	V-34	SW-846 8270E	12/27/23	1/2/24 18:39	AYH
Fluorene (SIM)	ND	0.24	µg/L	1		SW-846 8270E	12/27/23	1/2/24 18:39	AYH
Indeno(1,2,3-cd)pyrene (SIM)	ND	0.048	µg/L	1		SW-846 8270E	12/27/23	1/2/24 18:39	AYH
2-Methylnaphthalene (SIM)	ND	0.24	µg/L	1		SW-846 8270E	12/27/23	1/2/24 18:39	AYH
Naphthalene (SIM)	ND	0.24	µg/L	1		SW-846 8270E	12/27/23	1/2/24 18:39	AYH
Phenanthrene (SIM)	ND	0.24	µg/L	1	V-34	SW-846 8270E	12/27/23	1/2/24 18:39	AYH
Pyrene (SIM)	ND	0.24	µg/L	1		SW-846 8270E	12/27/23	1/2/24 18:39	AYH

Surrogates	% Recovery	Recovery Limits	Flag/Qual	
Nitrobenzene-d5 (SIM)	80.4	30-130		1/2/24 18:39
2-Fluorobiphenyl (SIM)	77.5	30-130		1/2/24 18:39
p-Terphenyl-d14 (SIM)	56.0	30-130		1/2/24 18:39

con-test®
A Pace Analytical® Laboratory
39 Spruce Street * East Longmeadow, MA 01028 * FAX 413/525-6405 * TEL. 413/525-2332

Project Location: Simsbury, CT | Sample Description: | Work Order: 23L3359

Date Received: 12/22/2023

Field Sample #: MW-102 | Sampled: 12/21/2023 14:50

Sample ID: 23L3359-03

Sample Matrix: Ground Water

Volatile Organic Compounds by GC/MS

Analyte	Results	RL	Units	Dilution	Flag/Qual	Method	Date Prepared	Date/Time Analyzed	Analyst
Acetone	ND	10	µg/L	1		SW-846 8260D	12/27/23	12/28/23 17:40	EEH
Acrylonitrile	ND	2.0	µg/L	1		SW-846 8260D	12/27/23	12/28/23 17:40	EEH
Benzene	ND	0.50	µg/L	1		SW-846 8260D	12/27/23	12/28/23 17:40	EEH
Bromobenzene	ND	0.50	µg/L	1		SW-846 8260D	12/27/23	12/28/23 17:40	EEH
Bromodichloromethane	ND	0.50	µg/L	1		SW-846 8260D	12/27/23	12/28/23 17:40	EEH
Bromoform	ND	1.0	µg/L	1		SW-846 8260D	12/27/23	12/28/23 17:40	EEH
Bromomethane	ND	2.0	µg/L	1	V-05	SW-846 8260D	12/27/23	12/28/23 17:40	EEH
2-Butanone (MEK)	ND	5.0	µg/L	1		SW-846 8260D	12/27/23	12/28/23 17:40	EEH
n-Butylbenzene	ND	1.0	µg/L	1		SW-846 8260D	12/27/23	12/28/23 17:40	EEH
sec-Butylbenzene	ND	1.0	µg/L	1		SW-846 8260D	12/27/23	12/28/23 17:40	EEH
tert-Butylbenzene	ND	1.0	µg/L	1		SW-846 8260D	12/27/23	12/28/23 17:40	EEH
Carbon Disulfide	ND	5.0	µg/L	1		SW-846 8260D	12/27/23	12/28/23 17:40	EEH
Carbon Tetrachloride	ND	0.50	µg/L	1		SW-846 8260D	12/27/23	12/28/23 17:40	EEH
Chlorobenzene	ND	0.50	µg/L	1		SW-846 8260D	12/27/23	12/28/23 17:40	EEH
Chlorodibromomethane	ND	0.50	µg/L	1		SW-846 8260D	12/27/23	12/28/23 17:40	EEH
Chloroethane	ND	0.50	µg/L	1		SW-846 8260D	12/27/23	12/28/23 17:40	EEH
Chloroform	ND	0.50	µg/L	1		SW-846 8260D	12/27/23	12/28/23 17:40	EEH
Chloromethane	ND	0.60	µg/L	1	V-05	SW-846 8260D	12/27/23	12/28/23 17:40	EEH
2-Chlorotoluene	ND	0.50	µg/L	1		SW-846 8260D	12/27/23	12/28/23 17:40	EEH
4-Chlorotoluene	ND	0.50	µg/L	1		SW-846 8260D	12/27/23	12/28/23 17:40	EEH
1,2-Dibromo-3-chloropropane (DBCP)	ND	1.0	µg/L	1		SW-846 8260D	12/27/23	12/28/23 17:40	EEH
1,2-Dibromoethane (EDB)	ND	0.50	µg/L	1		SW-846 8260D	12/27/23	12/28/23 17:40	EEH
Dibromomethane	ND	0.50	µg/L	1		SW-846 8260D	12/27/23	12/28/23 17:40	EEH
1,2-Dichlorobenzene	ND	0.50	µg/L	1		SW-846 8260D	12/27/23	12/28/23 17:40	EEH
1,3-Dichlorobenzene	ND	0.50	µg/L	1		SW-846 8260D	12/27/23	12/28/23 17:40	EEH
1,4-Dichlorobenzene	ND	0.50	µg/L	1		SW-846 8260D	12/27/23	12/28/23 17:40	EEH
trans-1,4-Dichloro-2-butene	ND	2.0	µg/L	1		SW-846 8260D	12/27/23	12/28/23 17:40	EEH
Dichlorodifluoromethane (Freon 12)	ND	0.50	µg/L	1		SW-846 8260D	12/27/23	12/28/23 17:40	EEH
1,1-Dichloroethane	ND	0.50	µg/L	1		SW-846 8260D	12/27/23	12/28/23 17:40	EEH
1,2-Dichloroethane	ND	0.50	µg/L	1		SW-846 8260D	12/27/23	12/28/23 17:40	EEH
1,1-Dichloroethylene	ND	0.50	µg/L	1		SW-846 8260D	12/27/23	12/28/23 17:40	EEH
cis-1,2-Dichloroethylene	ND	0.50	µg/L	1		SW-846 8260D	12/27/23	12/28/23 17:40	EEH
trans-1,2-Dichloroethylene	ND	1.0	µg/L	1		SW-846 8260D	12/27/23	12/28/23 17:40	EEH
1,2-Dichloropropane	ND	0.50	µg/L	1		SW-846 8260D	12/27/23	12/28/23 17:40	EEH
1,3-Dichloropropane	ND	0.50	µg/L	1		SW-846 8260D	12/27/23	12/28/23 17:40	EEH
2,2-Dichloropropane	ND	0.50	µg/L	1		SW-846 8260D	12/27/23	12/28/23 17:40	EEH
1,1-Dichloropropene	ND	0.50	µg/L	1		SW-846 8260D	12/27/23	12/28/23 17:40	EEH
cis-1,3-Dichloropropene	ND	0.50	µg/L	1		SW-846 8260D	12/27/23	12/28/23 17:40	EEH
trans-1,3-Dichloropropene	ND	0.50	µg/L	1		SW-846 8260D	12/27/23	12/28/23 17:40	EEH
Ethylbenzene	ND	0.50	µg/L	1		SW-846 8260D	12/27/23	12/28/23 17:40	EEH
Hexachlorobutadiene	ND	0.60	µg/L	1		SW-846 8260D	12/27/23	12/28/23 17:40	EEH
2-Hexanone (MBK)	ND	5.0	µg/L	1		SW-846 8260D	12/27/23	12/28/23 17:40	EEH
Isopropylbenzene (Cumene)	ND	0.50	µg/L	1		SW-846 8260D	12/27/23	12/28/23 17:40	EEH
p-Isopropyltoluene (p-Cymene)	ND	0.50	µg/L	1		SW-846 8260D	12/27/23	12/28/23 17:40	EEH

con-test®
A Pace Analytical® Laboratory
39 Spruce Street * East Longmeadow, MA 01028 * FAX 413/525-6405 * TEL. 413/525-2332

Project Location: Simsbury, CT | Sample Description: | Work Order: 23L3359

Date Received: 12/22/2023

Field Sample #: MW-102 | Sampled: 12/21/2023 14:50

Sample ID: 23L3359-03

Sample Matrix: Ground Water

Volatile Organic Compounds by GC/MS

Analyte	Results	RL	Units	Dilution	Flag/Qual	Method	Date Prepared	Date/Time Analyzed	Analyst
Methyl tert-Butyl Ether (MTBE)	ND	0.50	µg/L	1		SW-846 8260D	12/27/23	12/28/23 17:40	EEH
Methylene Chloride	ND	5.0	µg/L	1		SW-846 8260D	12/27/23	12/28/23 17:40	EEH
4-Methyl-2-pentanone (MIBK)	ND	5.0	µg/L	1		SW-846 8260D	12/27/23	12/28/23 17:40	EEH
Naphthalene	ND	2.0	µg/L	1		SW-846 8260D	12/27/23	12/28/23 17:40	EEH
n-Propylbenzene	ND	1.0	µg/L	1		SW-846 8260D	12/27/23	12/28/23 17:40	EEH
Styrene	ND	1.0	µg/L	1		SW-846 8260D	12/27/23	12/28/23 17:40	EEH
1,1,1,2-Tetrachloroethane	ND	0.50	µg/L	1		SW-846 8260D	12/27/23	12/28/23 17:40	EEH
1,1,2,2-Tetrachloroethane	ND	0.50	µg/L	1		SW-846 8260D	12/27/23	12/28/23 17:40	EEH
Tetrachloroethylene	ND	1.0	µg/L	1		SW-846 8260D	12/27/23	12/28/23 17:40	EEH
Tetrahydrofuran	ND	10	µg/L	1		SW-846 8260D	12/27/23	12/28/23 17:40	EEH
Toluene	ND	1.0	µg/L	1		SW-846 8260D	12/27/23	12/28/23 17:40	EEH
1,2,3-Trichlorobenzene	ND	1.0	µg/L	1		SW-846 8260D	12/27/23	12/28/23 17:40	EEH
1,2,4-Trichlorobenzene	ND	0.50	µg/L	1		SW-846 8260D	12/27/23	12/28/23 17:40	EEH
1,1,1-Trichloroethane	ND	0.50	µg/L	1		SW-846 8260D	12/27/23	12/28/23 17:40	EEH
1,1,2-Trichloroethane	ND	0.50	µg/L	1		SW-846 8260D	12/27/23	12/28/23 17:40	EEH
Trichloroethylene	ND	1.0	µg/L	1		SW-846 8260D	12/27/23	12/28/23 17:40	EEH
Trichlorofluoromethane (Freon 11)	ND	2.0	µg/L	1		SW-846 8260D	12/27/23	12/28/23 17:40	EEH
1,2,3-Trichloropropane	ND	1.0	µg/L	1		SW-846 8260D	12/27/23	12/28/23 17:40	EEH
1,1,2-Trichloro-1,2,2-trifluoroethane (Freon 113)	ND	0.50	µg/L	1		SW-846 8260D	12/27/23	12/28/23 17:40	EEH
1,2,4-Trimethylbenzene	ND	0.50	µg/L	1		SW-846 8260D	12/27/23	12/28/23 17:40	EEH
1,3,5-Trimethylbenzene	ND	0.50	µg/L	1		SW-846 8260D	12/27/23	12/28/23 17:40	EEH
Vinyl Chloride	ND	1.0	µg/L	1		SW-846 8260D	12/27/23	12/28/23 17:40	EEH
m+p Xylene	ND	2.0	µg/L	1		SW-846 8260D	12/27/23	12/28/23 17:40	EEH
o-Xylene	ND	1.0	µg/L	1		SW-846 8260D	12/27/23	12/28/23 17:40	EEH

Surrogates	% Recovery	Recovery Limits	Flag/Qual	
1,2-Dichloroethane-d4	113	70-130		12/28/23 17:40
Toluene-d8	102	70-130		12/28/23 17:40
4-Bromofluorobenzene	97.5	70-130		12/28/23 17:40

con-test®
A Pace Analytical® Laboratory
39 Spruce Street * East Longmeadow, MA 01028 * FAX 413/525-6405 * TEL. 413/525-2332

Project Location: Simsbury, CT | Sample Description: | Work Order: 23L3359

Date Received: 12/22/2023

Field Sample #: MW-102 | Sampled: 12/21/2023 14:50

Sample ID: 23L3359-03

Sample Matrix: Ground Water

Petroleum Hydrocarbons Analyses

Analyte	Results	RL	Units	Dilution	Flag/Qual	Method	Date Prepared	Date/Time Analyzed	Analyst
CT ETPH	ND	0.20	mg/L	1		CTDEP ETPH	12/28/23	1/3/24 12:30	RDD
CT ETPH	0.22	0.20	mg/L	1		CTDEP ETPH	1/3/24	1/4/24 11:49	SNB

Surrogates	% Recovery	Recovery Limits	Flag/Qual	
2-Fluorobiphenyl	**46.2** *	50-150	S-10	1/3/24 12:30
2-Fluorobiphenyl	59.5	50-150		1/4/24 11:49

con-test®
A Pace Analytical® Laboratory
39 Spruce Street * East Longmeadow, MA 01028 * FAX 413/525-6405 * TEL. 413/525-2332

Project Location: Simsbury, CT | Sample Description: | Work Order: 23L3359

Date Received: 12/22/2023

Field Sample #: CCA-3 | Sampled: 12/21/2023 15:42

Sample ID: 23L3359-04

Sample Matrix: Ground Water

Semivolatile Organic Compounds by GC/MS

Analyte	Results	RL	Units	Dilution	Flag/Qual	Method	Date Prepared	Date/Time Analyzed	Analyst
Acenaphthene (SIM)	ND	0.24	µg/L	1	V-34	SW-846 8270E	12/27/23	1/2/24 19:02	AYH
Acenaphthylene (SIM)	ND	0.24	µg/L	1		SW-846 8270E	12/27/23	1/2/24 19:02	AYH
Anthracene (SIM)	ND	0.24	µg/L	1		SW-846 8270E	12/27/23	1/2/24 19:02	AYH
Benzo(a)anthracene (SIM)	ND	0.048	µg/L	1		SW-846 8270E	12/27/23	1/2/24 19:02	AYH
Benzo(a)pyrene (SIM)	ND	0.048	µg/L	1		SW-846 8270E	12/27/23	1/2/24 19:02	AYH
Benzo(b)fluoranthene (SIM)	ND	0.048	µg/L	1		SW-846 8270E	12/27/23	1/2/24 19:02	AYH
Benzo(g,h,i)perylene (SIM)	ND	0.24	µg/L	1		SW-846 8270E	12/27/23	1/2/24 19:02	AYH
Benzo(k)fluoranthene (SIM)	ND	0.048	µg/L	1		SW-846 8270E	12/27/23	1/2/24 19:02	AYH
Chrysene (SIM)	ND	0.24	µg/L	1		SW-846 8270E	12/27/23	1/2/24 19:02	AYH
Dibenz(a,h)anthracene (SIM)	ND	0.048	µg/L	1	V-05	SW-846 8270E	12/27/23	1/2/24 19:02	AYH
Fluoranthene (SIM)	ND	0.24	µg/L	1	V-34	SW-846 8270E	12/27/23	1/2/24 19:02	AYH
Fluorene (SIM)	ND	0.24	µg/L	1		SW-846 8270E	12/27/23	1/2/24 19:02	AYH
Indeno(1,2,3-cd)pyrene (SIM)	ND	0.048	µg/L	1		SW-846 8270E	12/27/23	1/2/24 19:02	AYH
2-Methylnaphthalene (SIM)	ND	0.24	µg/L	1		SW-846 8270E	12/27/23	1/2/24 19:02	AYH
Naphthalene (SIM)	ND	0.24	µg/L	1		SW-846 8270E	12/27/23	1/2/24 19:02	AYH
Phenanthrene (SIM)	ND	0.24	µg/L	1	V-34	SW-846 8270E	12/27/23	1/2/24 19:02	AYH
Pyrene (SIM)	ND	0.24	µg/L	1		SW-846 8270E	12/27/23	1/2/24 19:02	AYH

Surrogates	% Recovery	Recovery Limits	Flag/Qual	
Nitrobenzene-d5 (SIM)	84.2	30-130		1/2/24 19:02
2-Fluorobiphenyl (SIM)	74.2	30-130		1/2/24 19:02
p-Terphenyl-d14 (SIM)	68.9	30-130		1/2/24 19:02

con-test®
A Pace Analytical® Laboratory
39 Spruce Street * East Longmeadow, MA 01028 * FAX 413/525-6405 * TEL. 413/525-2332

Project Location: Simsbury, CT | Sample Description: | Work Order: 23L3359

Date Received: 12/22/2023

Field Sample #: MW-101 | Sampled: 12/21/2023 14:05

Sample ID: 23L3359-05

Sample Matrix: Ground Water

Petroleum Hydrocarbons Analyses

Analyte	Results	RL	Units	Dilution	Flag/Qual	Method	Date Prepared	Date/Time Analyzed	Analyst
CT ETPH	0.30	0.20	mg/L	1		CTDEP ETPH	12/28/23	1/3/24 12:09	RDD
CT ETPH	0.36	0.20	mg/L	1		CTDEP ETPH	1/3/24	1/4/24 12:50	SNB

Surrogates	% Recovery	Recovery Limits	Flag/Qual	
2-Fluorobiphenyl	**45.2** *	50-150	S-10	1/3/24 12:09
2-Fluorobiphenyl	60.1	50-150		1/4/24 12:50

con-test®
A Pace Analytical® Laboratory
39 Spruce Street * East Longmeadow, MA 01028 * FAX 413/525-6405 * TEL. 413/525-2332

Project Location: Simsbury, CT | Sample Description: | Work Order: 23L3359

Date Received: 12/22/2023

Field Sample #: MW-6 | Sampled: 12/21/2023 17:00

Sample ID: 23L3359-06

Sample Matrix: Ground Water

Sample Flags: H-06

Petroleum Hydrocarbons Analyses

Analyte	Results	RL	Units	Dilution	Flag/Qual	Method	Date Prepared	Date/Time Analyzed	Analyst
CT ETPH	ND	0.19	mg/L	1		CTDEP ETPH	1/3/24	1/4/24 12:30	SNB
CT ETPH	ND	0.19	mg/L	1		CTDEP ETPH	12/28/23	1/3/24 13:56	RDD

Surrogates	% Recovery	Recovery Limits	Flag/Qual	
2-Fluorobiphenyl	51.3	50-150		1/4/24 12:30
2-Fluorobiphenyl	**43.5** *	50-150	S-10	1/3/24 13:56

con-test®
A Pace Analytical® Laboratory
39 Spruce Street * East Longmeadow, MA 01028 * FAX 413/525-6405 * TEL. 413/525-2332

Project Location: Simsbury, CT | Sample Description: | Work Order: 23L3359

Date Received: 12/22/2023

Field Sample #: DUP-2 | Sampled: 12/21/2023 00:00

Sample ID: 23L3359-07

Sample Matrix: Ground Water

Petroleum Hydrocarbons Analyses

Analyte	Results	RL	Units	Dilution	Flag/Qual	Method	Date Prepared	Date/Time Analyzed	Analyst
CT ETPH	ND	0.20	mg/L	1		CTDEP ETPH	12/28/23	1/2/24 15:13	SNB

Surrogates	% Recovery	Recovery Limits	Flag/Qual	
2-Fluorobiphenyl	53.2	50-150		1/2/24 15:13

con-test®
A Pace Analytical® Laboratory
39 Spruce Street * East Longmeadow, MA 01028 * FAX 413/525-6405 * TEL. 413/525-2332

Project Location: Simsbury, CT | Sample Description: | Work Order: 23L3359

Date Received: 12/22/2023

Field Sample #: Trip Blank | Sampled: 12/21/2023 00:00

Sample ID: 23L3359-08

Sample Matrix: Trip Blank Water

Volatile Organic Compounds by GC/MS

Analyte	Results	RL	Units	Dilution	Flag/Qual	Method	Date Prepared	Date/Time Analyzed	Analyst
Acetone	ND	10	µg/L	1		SW-846 8260D	12/27/23	12/28/23 12:26	EEH
Acrylonitrile	ND	2.0	µg/L	1		SW-846 8260D	12/27/23	12/28/23 12:26	EEH
Benzene	ND	0.50	µg/L	1		SW-846 8260D	12/27/23	12/28/23 12:26	EEH
Bromobenzene	ND	0.50	µg/L	1		SW-846 8260D	12/27/23	12/28/23 12:26	EEH
Bromodichloromethane	ND	0.50	µg/L	1		SW-846 8260D	12/27/23	12/28/23 12:26	EEH
Bromoform	ND	1.0	µg/L	1		SW-846 8260D	12/27/23	12/28/23 12:26	EEH
Bromomethane	ND	2.0	µg/L	1	V-05	SW-846 8260D	12/27/23	12/28/23 12:26	EEH
2-Butanone (MEK)	ND	5.0	µg/L	1		SW-846 8260D	12/27/23	12/28/23 12:26	EEH
n-Butylbenzene	ND	1.0	µg/L	1		SW-846 8260D	12/27/23	12/28/23 12:26	EEH
sec-Butylbenzene	ND	1.0	µg/L	1		SW-846 8260D	12/27/23	12/28/23 12:26	EEH
tert-Butylbenzene	ND	1.0	µg/L	1		SW-846 8260D	12/27/23	12/28/23 12:26	EEH
Carbon Disulfide	ND	5.0	µg/L	1		SW-846 8260D	12/27/23	12/28/23 12:26	EEH
Carbon Tetrachloride	ND	0.50	µg/L	1		SW-846 8260D	12/27/23	12/28/23 12:26	EEH
Chlorobenzene	ND	0.50	µg/L	1		SW-846 8260D	12/27/23	12/28/23 12:26	EEH
Chlorodibromomethane	ND	0.50	µg/L	1		SW-846 8260D	12/27/23	12/28/23 12:26	EEH
Chloroethane	ND	0.50	µg/L	1		SW-846 8260D	12/27/23	12/28/23 12:26	EEH
Chloroform	ND	0.50	µg/L	1		SW-846 8260D	12/27/23	12/28/23 12:26	EEH
Chloromethane	ND	0.60	µg/L	1	V-05	SW-846 8260D	12/27/23	12/28/23 12:26	EEH
2-Chlorotoluene	ND	0.50	µg/L	1		SW-846 8260D	12/27/23	12/28/23 12:26	EEH
4-Chlorotoluene	ND	0.50	µg/L	1		SW-846 8260D	12/27/23	12/28/23 12:26	EEH
1,2-Dibromo-3-chloropropane (DBCP)	ND	1.0	µg/L	1		SW-846 8260D	12/27/23	12/28/23 12:26	EEH
1,2-Dibromoethane (EDB)	ND	0.50	µg/L	1		SW-846 8260D	12/27/23	12/28/23 12:26	EEH
Dibromomethane	ND	0.50	µg/L	1		SW-846 8260D	12/27/23	12/28/23 12:26	EEH
1,2-Dichlorobenzene	ND	0.50	µg/L	1		SW-846 8260D	12/27/23	12/28/23 12:26	EEH
1,3-Dichlorobenzene	ND	0.50	µg/L	1		SW-846 8260D	12/27/23	12/28/23 12:26	EEH
1,4-Dichlorobenzene	ND	0.50	µg/L	1		SW-846 8260D	12/27/23	12/28/23 12:26	EEH
trans-1,4-Dichloro-2-butene	ND	2.0	µg/L	1		SW-846 8260D	12/27/23	12/28/23 12:26	EEH
Dichlorodifluoromethane (Freon 12)	ND	0.50	µg/L	1		SW-846 8260D	12/27/23	12/28/23 12:26	EEH
1,1-Dichloroethane	ND	0.50	µg/L	1		SW-846 8260D	12/27/23	12/28/23 12:26	EEH
1,2-Dichloroethane	ND	0.50	µg/L	1		SW-846 8260D	12/27/23	12/28/23 12:26	EEH
1,1-Dichloroethylene	ND	0.50	µg/L	1		SW-846 8260D	12/27/23	12/28/23 12:26	EEH
cis-1,2-Dichloroethylene	ND	0.50	µg/L	1		SW-846 8260D	12/27/23	12/28/23 12:26	EEH
trans-1,2-Dichloroethylene	ND	1.0	µg/L	1		SW-846 8260D	12/27/23	12/28/23 12:26	EEH
1,2-Dichloropropane	ND	0.50	µg/L	1		SW-846 8260D	12/27/23	12/28/23 12:26	EEH
1,3-Dichloropropane	ND	0.50	µg/L	1		SW-846 8260D	12/27/23	12/28/23 12:26	EEH
2,2-Dichloropropane	ND	0.50	µg/L	1		SW-846 8260D	12/27/23	12/28/23 12:26	EEH
1,1-Dichloropropene	ND	0.50	µg/L	1		SW-846 8260D	12/27/23	12/28/23 12:26	EEH
cis-1,3-Dichloropropene	ND	0.50	µg/L	1		SW-846 8260D	12/27/23	12/28/23 12:26	EEH
trans-1,3-Dichloropropene	ND	0.50	µg/L	1		SW-846 8260D	12/27/23	12/28/23 12:26	EEH
Ethylbenzene	ND	0.50	µg/L	1		SW-846 8260D	12/27/23	12/28/23 12:26	EEH
Hexachlorobutadiene	ND	0.60	µg/L	1		SW-846 8260D	12/27/23	12/28/23 12:26	EEH
2-Hexanone (MBK)	ND	5.0	µg/L	1		SW-846 8260D	12/27/23	12/28/23 12:26	EEH
Isopropylbenzene (Cumene)	ND	0.50	µg/L	1		SW-846 8260D	12/27/23	12/28/23 12:26	EEH
p-Isopropyltoluene (p-Cymene)	ND	0.50	µg/L	1		SW-846 8260D	12/27/23	12/28/23 12:26	EEH

con-test®
A Pace Analytical® Laboratory
39 Spruce Street * East Longmeadow, MA 01028 * FAX 413/525-6405 * TEL. 413/525-2332

Project Location: Simsbury, CT | Sample Description: | Work Order: 23L3359

Date Received: 12/22/2023

Field Sample #: Trip Blank | Sampled: 12/21/2023 00:00

Sample ID: 23L3359-08

Sample Matrix: Trip Blank Water

Volatile Organic Compounds by GC/MS

Analyte	Results	RL	Units	Dilution	Flag/Qual	Method	Date Prepared	Date/Time Analyzed	Analyst
Methyl tert-Butyl Ether (MTBE)	ND	0.50	µg/L	1		SW-846 8260D	12/27/23	12/28/23 12:26	EEH
Methylene Chloride	ND	5.0	µg/L	1		SW-846 8260D	12/27/23	12/28/23 12:26	EEH
4-Methyl-2-pentanone (MIBK)	ND	5.0	µg/L	1		SW-846 8260D	12/27/23	12/28/23 12:26	EEH
Naphthalene	ND	2.0	µg/L	1		SW-846 8260D	12/27/23	12/28/23 12:26	EEH
n-Propylbenzene	ND	1.0	µg/L	1		SW-846 8260D	12/27/23	12/28/23 12:26	EEH
Styrene	ND	1.0	µg/L	1		SW-846 8260D	12/27/23	12/28/23 12:26	EEH
1,1,1,2-Tetrachloroethane	ND	0.50	µg/L	1		SW-846 8260D	12/27/23	12/28/23 12:26	EEH
1,1,2,2-Tetrachloroethane	ND	0.50	µg/L	1		SW-846 8260D	12/27/23	12/28/23 12:26	EEH
Tetrachloroethylene	ND	1.0	µg/L	1		SW-846 8260D	12/27/23	12/28/23 12:26	EEH
Tetrahydrofuran	ND	10	µg/L	1		SW-846 8260D	12/27/23	12/28/23 12:26	EEH
Toluene	ND	1.0	µg/L	1		SW-846 8260D	12/27/23	12/28/23 12:26	EEH
1,2,3-Trichlorobenzene	ND	1.0	µg/L	1		SW-846 8260D	12/27/23	12/28/23 12:26	EEH
1,2,4-Trichlorobenzene	ND	0.50	µg/L	1		SW-846 8260D	12/27/23	12/28/23 12:26	EEH
1,1,1-Trichloroethane	ND	0.50	µg/L	1		SW-846 8260D	12/27/23	12/28/23 12:26	EEH
1,1,2-Trichloroethane	ND	0.50	µg/L	1		SW-846 8260D	12/27/23	12/28/23 12:26	EEH
Trichloroethylene	ND	1.0	µg/L	1		SW-846 8260D	12/27/23	12/28/23 12:26	EEH
Trichlorofluoromethane (Freon 11)	ND	2.0	µg/L	1		SW-846 8260D	12/27/23	12/28/23 12:26	EEH
1,2,3-Trichloropropane	ND	1.0	µg/L	1		SW-846 8260D	12/27/23	12/28/23 12:26	EEH
1,1,2-Trichloro-1,2,2-trifluoroethane (Freon 113)	ND	0.50	µg/L	1		SW-846 8260D	12/27/23	12/28/23 12:26	EEH
1,2,4-Trimethylbenzene	ND	0.50	µg/L	1		SW-846 8260D	12/27/23	12/28/23 12:26	EEH
1,3,5-Trimethylbenzene	ND	0.50	µg/L	1		SW-846 8260D	12/27/23	12/28/23 12:26	EEH
Vinyl Chloride	ND	1.0	µg/L	1		SW-846 8260D	12/27/23	12/28/23 12:26	EEH
m+p Xylene	ND	2.0	µg/L	1		SW-846 8260D	12/27/23	12/28/23 12:26	EEH
o-Xylene	ND	1.0	µg/L	1		SW-846 8260D	12/27/23	12/28/23 12:26	EEH

Surrogates	% Recovery	Recovery Limits	Flag/Qual	
1,2-Dichloroethane-d4	112	70-130		12/28/23 12:26
Toluene-d8	102	70-130		12/28/23 12:26
4-Bromofluorobenzene	96.4	70-130		12/28/23 12:26

con-test®
A Pace Analytical® Laboratory

39 Spruce Street * East Longmeadow, MA 01028 * FAX 413/525-6405 * TEL. 413/525-2332

Sample Extraction Data

Prep Method:SW-846 3510C **Analytical Method:CTDEP ETPH**

Lab Number [Field ID]	Batch	Initial [mL]	Final [mL]	Date
23L3359-01 [MW-4R]	B361962	1030	1.00	12/28/23
23L3359-03 [MW-102]	B361962	1020	1.00	12/28/23
23L3359-05 [MW-101]	B361962	1000	1.00	12/28/23
23L3359-06 [MW-6]	B361962	1030	1.00	12/28/23
23L3359-07 [DUP-2]	B361962	1010	1.00	12/28/23

Prep Method:SW-846 3510C **Analytical Method:CTDEP ETPH**

Lab Number [Field ID]	Batch	Initial [mL]	Final [mL]	Date
23L3359-03RE1 [MW-102]	B362431	1000	1.00	01/03/24
23L3359-05RE1 [MW-101]	B362431	1000	1.00	01/03/24
23L3359-06RE1 [MW-6]	B362431	1040	1.00	01/03/24

Prep Method:SW-846 5030B **Analytical Method:SW-846 8260D**

Lab Number [Field ID]	Batch	Initial [mL]	Final [mL]	Date
23L3359-01 [MW-4R]	B361817	5	5.00	12/27/23
23L3359-03 [MW-102]	B361817	5	5.00	12/27/23
23L3359-08 [Trip Blank]	B361817	5	5.00	12/27/23

Prep Method:SW-846 3511 **Analytical Method:SW-846 8270E**

Lab Number [Field ID]	Batch	Initial [mL]	Final [mL]	Date
23L3359-01 [MW-4R]	B361826	42.4	2.00	12/27/23
23L3359-02 [DUP-1]	B361826	41.8	2.00	12/27/23
23L3359-04 [CCA-3]	B361826	41.7	2.00	12/27/23

con-test®
A Pace Analytical® Laboratory

39 Spruce Street * East Longmeadow, MA 01028 * FAX 413/525-6405 * TEL. 413/525-2332

QUALITY CONTROL

Volatile Organic Compounds by GC/MS - Quality Control

Analyte	Result	Reporting Limit	Units	Spike Level	Source Result	%REC	%REC Limits	RPD	RPD Limit	Notes
Batch B361817 - SW-846 5030B										
Blank (B361817-BLK1)				Prepared: 12/27/23 Analyzed: 12/28/23						
Acetone	ND	10	µg/L							
Acrylonitrile	ND	2.0	µg/L							
Benzene	ND	0.50	µg/L							
Bromobenzene	ND	0.50	µg/L							
Bromodichloromethane	ND	0.50	µg/L							
Bromoform	ND	0.50	µg/L							
Bromomethane	ND	2.0	µg/L							V-05
2-Butanone (MEK)	ND	5.0	µg/L							
n-Butylbenzene	ND	1.0	µg/L							
sec-Butylbenzene	ND	1.0	µg/L							
tert-Butylbenzene	ND	1.0	µg/L							
Carbon Disulfide	ND	5.0	µg/L							
Carbon Tetrachloride	ND	0.50	µg/L							
Chlorobenzene	ND	0.50	µg/L							
Chlorodibromomethane	ND	0.50	µg/L							
Chloroethane	ND	0.50	µg/L							
Chloroform	ND	0.50	µg/L							
Chloromethane	ND	0.60	µg/L							V-05
2-Chlorotoluene	ND	0.50	µg/L							
4-Chlorotoluene	ND	0.50	µg/L							
1,2-Dibromo-3-chloropropane (DBCP)	ND	1.0	µg/L							
1,2-Dibromoethane (EDB)	ND	0.50	µg/L							
Dibromomethane	ND	0.50	µg/L							
1,2-Dichlorobenzene	ND	0.50	µg/L							
1,3-Dichlorobenzene	ND	0.50	µg/L							
1,4-Dichlorobenzene	ND	0.50	µg/L							
trans-1,4-Dichloro-2-butene	ND	2.0	µg/L							
Dichlorodifluoromethane (Freon 12)	ND	0.50	µg/L							
1,1-Dichloroethane	ND	0.50	µg/L							
1,2-Dichloroethane	ND	0.50	µg/L							
1,1-Dichloroethylene	ND	0.50	µg/L							
cis-1,2-Dichloroethylene	ND	0.50	µg/L							
trans-1,2-Dichloroethylene	ND	1.0	µg/L							
1,2-Dichloropropane	ND	0.50	µg/L							
1,3-Dichloropropane	ND	0.50	µg/L							
2,2-Dichloropropane	ND	0.50	µg/L							
1,1-Dichloropropene	ND	0.50	µg/L							
cis-1,3-Dichloropropene	ND	0.50	µg/L							
trans-1,3-Dichloropropene	ND	0.50	µg/L							
Ethylbenzene	ND	0.50	µg/L							
Hexachlorobutadiene	ND	0.60	µg/L							
2-Hexanone (MBK)	ND	5.0	µg/L							
Isopropylbenzene (Cumene)	ND	0.50	µg/L							
p-Isopropyltoluene (p-Cymene)	ND	0.50	µg/L							
Methyl tert-Butyl Ether (MTBE)	ND	0.50	µg/L							
Methylene Chloride	ND	5.0	µg/L							
4-Methyl-2-pentanone (MIBK)	ND	5.0	µg/L							
Naphthalene	ND	2.0	µg/L							
n-Propylbenzene	ND	1.0	µg/L							
Styrene	ND	1.0	µg/L							
1,1,1,2-Tetrachloroethane	ND	0.50	µg/L							
1,1,2,2-Tetrachloroethane	ND	0.50	µg/L							

con-test®
A Pace Analytical® Laboratory

39 Spruce Street * East Longmeadow, MA 01028 * FAX 413/525-6405 * TEL. 413/525-2332

QUALITY CONTROL

Volatile Organic Compounds by GC/MS - Quality Control

Analyte	Result	Reporting Limit	Units	Spike Level	Source Result	%REC		%REC Limits	RPD	RPD Limit	Notes
Batch B361817 - SW-846 5030B											
Blank (B361817-BLK1)				Prepared: 12/27/23 Analyzed: 12/28/23							
Tetrachloroethylene	ND	1.0	µg/L								
Tetrahydrofuran	ND	10	µg/L								
Toluene	ND	1.0	µg/L								
1,2,3-Trichlorobenzene	ND	1.0	µg/L								
1,2,4-Trichlorobenzene	ND	0.50	µg/L								
1,1,1-Trichloroethane	ND	0.50	µg/L								
1,1,2-Trichloroethane	ND	0.50	µg/L								
Trichloroethylene	ND	1.0	µg/L								
Trichlorofluoromethane (Freon 11)	ND	2.0	µg/L								
1,2,3-Trichloropropane	ND	0.50	µg/L								
1,1,2-Trichloro-1,2,2-trifluoroethane (Freon 113)	ND	0.50	µg/L								
1,2,4-Trimethylbenzene	ND	0.50	µg/L								
1,3,5-Trimethylbenzene	ND	0.50	µg/L								
Vinyl Chloride	ND	1.0	µg/L								
m+p Xylene	ND	2.0	µg/L								
o-Xylene	ND	1.0	µg/L								
Surrogate: 1,2-Dichloroethane-d4	*28.4*		µg/L	25.0		113		70-130			
Surrogate: Toluene-d8	*26.1*		µg/L	25.0		104		70-130			
Surrogate: 4-Bromofluorobenzene	*24.2*		µg/L	25.0		96.6		70-130			
LCS (B361817-BS1)				Prepared: 12/27/23 Analyzed: 12/28/23							
Acetone	103	10	µg/L	100		103		40-160			
Acrylonitrile	9.55	2.0	µg/L	10.0		95.5		70-130			
Benzene	9.10	0.50	µg/L	10.0		91.0		70-130			
Bromobenzene	9.87	0.50	µg/L	10.0		98.7		70-130			
Bromodichloromethane	12.3	0.50	µg/L	10.0		123		70-130			
Bromoform	10.6	0.50	µg/L	10.0		106		70-130			
Bromomethane	8.89	2.0	µg/L	10.0		88.9		40-160			V-05
2-Butanone (MEK)	102	5.0	µg/L	100		102		40-160			
n-Butylbenzene	10.3	1.0	µg/L	10.0		103		70-130			
sec-Butylbenzene	9.77	1.0	µg/L	10.0		97.7		70-130			
tert-Butylbenzene	9.95	1.0	µg/L	10.0		99.5		70-130			
Carbon Disulfide	88.9	5.0	µg/L	100		88.9		70-130			
Carbon Tetrachloride	10.4	0.50	µg/L	10.0		104		70-130			
Chlorobenzene	9.68	0.50	µg/L	10.0		96.8		70-130			
Chlorodibromomethane	11.2	0.50	µg/L	10.0		112		40-160			
Chloroethane	9.11	0.50	µg/L	10.0		91.1		70-130			
Chloroform	10.9	0.50	µg/L	10.0		109		70-130			
Chloromethane	9.11	0.60	µg/L	10.0		91.1		40-160			V-05
2-Chlorotoluene	10.2	0.50	µg/L	10.0		102		70-130			
4-Chlorotoluene	10.2	0.50	µg/L	10.0		102		70-130			
1,2-Dibromo-3-chloropropane (DBCP)	11.3	1.0	µg/L	10.0		113		70-130			
1,2-Dibromoethane (EDB)	11.2	0.50	µg/L	10.0		112		70-130			
Dibromomethane	11.6	0.50	µg/L	10.0		116		70-130			
1,2-Dichlorobenzene	9.53	0.50	µg/L	10.0		95.3		70-130			
1,3-Dichlorobenzene	9.91	0.50	µg/L	10.0		99.1		70-130			
1,4-Dichlorobenzene	9.43	0.50	µg/L	10.0		94.3		70-130			
trans-1,4-Dichloro-2-butene	9.70	2.0	µg/L	10.0		97.0		70-130			
Dichlorodifluoromethane (Freon 12)	11.8	0.50	µg/L	10.0		118		40-160			
1,1-Dichloroethane	10.1	0.50	µg/L	10.0		101		70-130			
1,2-Dichloroethane	13.1	0.50	µg/L	10.0		**131**	*	70-130			L-01, V-20
1,1-Dichloroethylene	10.6	0.50	µg/L	10.0		106		70-130			

con-test®
A Pace Analytical® Laboratory

39 Spruce Street * East Longmeadow, MA 01028 * FAX 413/525-6405 * TEL. 413/525-2332

QUALITY CONTROL

Volatile Organic Compounds by GC/MS - Quality Control

Analyte	Result	Reporting Limit	Units	Spike Level	Source Result	%REC	%REC Limits	RPD	RPD Limit	Notes
Batch B361817 - SW-846 5030B										
LCS (B361817-BS1)				Prepared: 12/27/23 Analyzed: 12/28/23						
cis-1,2-Dichloroethylene	10.1	0.50	µg/L	10.0		101	70-130			
trans-1,2-Dichloroethylene	9.93	1.0	µg/L	10.0		99.3	70-130			
1,2-Dichloropropane	10.8	0.50	µg/L	10.0		108	70-130			
1,3-Dichloropropane	11.3	0.50	µg/L	10.0		113	70-130			
2,2-Dichloropropane	11.3	0.50	µg/L	10.0		113	70-130			
1,1-Dichloropropene	9.89	0.50	µg/L	10.0		98.9	70-130			
cis-1,3-Dichloropropene	11.2	0.50	µg/L	10.0		112	70-130			
trans-1,3-Dichloropropene	11.4	0.50	µg/L	10.0		114	70-130			
Ethylbenzene	10.3	0.50	µg/L	10.0		103	70-130			
Hexachlorobutadiene	12.6	0.60	µg/L	10.0		126	40-160			
2-Hexanone (MBK)	124	5.0	µg/L	100		124	70-130			
Isopropylbenzene (Cumene)	10.0	0.50	µg/L	10.0		100	70-130			
p-Isopropyltoluene (p-Cymene)	10.0	0.50	µg/L	10.0		100	70-130			
Methyl tert-Butyl Ether (MTBE)	10.1	0.50	µg/L	10.0		101	70-130			
Methylene Chloride	9.16	5.0	µg/L	10.0		91.6	70-130			
4-Methyl-2-pentanone (MIBK)	123	5.0	µg/L	100		123	40-160			
Naphthalene	8.43	2.0	µg/L	10.0		84.3	70-130			
n-Propylbenzene	10.3	1.0	µg/L	10.0		103	70-130			
Styrene	9.74	1.0	µg/L	10.0		97.4	70-130			
1,1,1,2-Tetrachloroethane	10.2	0.50	µg/L	10.0		102	70-130			
1,1,2,2-Tetrachloroethane	10.0	0.50	µg/L	10.0		100	70-130			
Tetrachloroethylene	12.6	1.0	µg/L	10.0		126	70-130			
Tetrahydrofuran	9.23	10	µg/L	10.0		92.3	70-130			
Toluene	11.0	1.0	µg/L	10.0		110	70-130			
1,2,3-Trichlorobenzene	10.5	1.0	µg/L	10.0		105	70-130			
1,2,4-Trichlorobenzene	10.4	0.50	µg/L	10.0		104	70-130			
1,1,1-Trichloroethane	11.8	0.50	µg/L	10.0		118	70-130			
1,1,2-Trichloroethane	11.2	0.50	µg/L	10.0		112	70-130			
Trichloroethylene	11.6	1.0	µg/L	10.0		116	70-130			
Trichlorofluoromethane (Freon 11)	12.6	2.0	µg/L	10.0		126	40-160			
1,2,3-Trichloropropane	10.6	0.50	µg/L	10.0		106	70-130			
1,1,2-Trichloro-1,2,2-trifluoroethane (Freon 113)	10.4	0.50	µg/L	10.0		104	70-130			
1,2,4-Trimethylbenzene	9.71	0.50	µg/L	10.0		97.1	70-130			
1,3,5-Trimethylbenzene	10.3	0.50	µg/L	10.0		103	70-130			
Vinyl Chloride	9.66	1.0	µg/L	10.0		96.6	70-130			
m+p Xylene	20.9	2.0	µg/L	20.0		105	70-130			
o-Xylene	10.2	1.0	µg/L	10.0		102	70-130			
Surrogate: 1,2-Dichloroethane-d4	*27.8*		µg/L	25.0		111	70-130			
Surrogate: Toluene-d8	*25.7*		µg/L	25.0		103	70-130			
Surrogate: 4-Bromofluorobenzene	*24.4*		µg/L	25.0		97.6	70-130			

con-test®
A Pace Analytical® Laboratory

39 Spruce Street * East Longmeadow, MA 01028 * FAX 413/525-6405 * TEL. 413/525-2332

QUALITY CONTROL

Semivolatile Organic Compounds by GC/MS - Quality Control

Analyte	Result	Reporting Limit	Units	Spike Level	Source Result	%REC	%REC Limits	RPD	RPD Limit	Notes
Batch B361826 - SW-846 3511										
Blank (B361826-BLK1)				Prepared: 12/27/23 Analyzed: 01/01/24						
Acenaphthene (SIM)	ND	0.25	µg/L							V-34
Acenaphthylene (SIM)	ND	0.25	µg/L							
Anthracene (SIM)	ND	0.25	µg/L							
Benzo(a)anthracene (SIM)	ND	0.050	µg/L							
Benzo(a)pyrene (SIM)	ND	0.050	µg/L							
Benzo(b)fluoranthene (SIM)	ND	0.050	µg/L							
Benzo(g,h,i)perylene (SIM)	ND	0.25	µg/L							
Benzo(k)fluoranthene (SIM)	ND	0.050	µg/L							
Chrysene (SIM)	ND	0.25	µg/L							
Dibenz(a,h)anthracene (SIM)	ND	0.050	µg/L							
Fluoranthene (SIM)	ND	0.25	µg/L							V-34
Fluorene (SIM)	ND	0.25	µg/L							
Indeno(1,2,3-cd)pyrene (SIM)	ND	0.050	µg/L							
2-Methylnaphthalene (SIM)	ND	0.25	µg/L							
Naphthalene (SIM)	ND	0.25	µg/L							
Phenanthrene (SIM)	ND	0.25	µg/L							V-34
Pyrene (SIM)	ND	0.25	µg/L							
Surrogate: Nitrobenzene-d5 (SIM)	*4.30*		µg/L	5.00		86.0	30-130			
Surrogate: 2-Fluorobiphenyl (SIM)	*2.98*		µg/L	5.00		59.6	30-130			
Surrogate: p-Terphenyl-d14 (SIM)	*3.90*		µg/L	5.00		77.9	30-130			
LCS (B361826-BS1)				Prepared: 12/27/23 Analyzed: 12/31/23						
Acenaphthene (SIM)	1.70	0.25	µg/L	2.50		68.1	40-140			V-34
Acenaphthylene (SIM)	1.86	0.25	µg/L	2.50		74.4	40-140			
Anthracene (SIM)	1.92	0.25	µg/L	2.50		76.9	40-140			
Benzo(a)anthracene (SIM)	2.12	0.050	µg/L	2.50		84.9	40-140			
Benzo(a)pyrene (SIM)	2.17	0.050	µg/L	2.50		86.8	40-140			
Benzo(b)fluoranthene (SIM)	2.18	0.050	µg/L	2.50		87.4	40-140			
Benzo(g,h,i)perylene (SIM)	2.14	0.25	µg/L	2.50		85.5	40-140			
Benzo(k)fluoranthene (SIM)	2.29	0.050	µg/L	2.50		91.8	40-140			
Chrysene (SIM)	2.12	0.25	µg/L	2.50		84.6	40-140			
Dibenz(a,h)anthracene (SIM)	2.14	0.050	µg/L	2.50		85.4	40-140			
Fluoranthene (SIM)	1.97	0.25	µg/L	2.50		78.8	40-140			V-34
Fluorene (SIM)	1.83	0.25	µg/L	2.50		73.3	40-140			
Indeno(1,2,3-cd)pyrene (SIM)	2.25	0.050	µg/L	2.50		90.1	40-140			
2-Methylnaphthalene (SIM)	1.53	0.25	µg/L	2.50		61.3	40-140			
Naphthalene (SIM)	1.57	0.25	µg/L	2.50		62.8	40-140			
Phenanthrene (SIM)	1.85	0.25	µg/L	2.50		74.1	40-140			V-34
Pyrene (SIM)	1.94	0.25	µg/L	2.50		77.6	40-140			
Surrogate: Nitrobenzene-d5 (SIM)	*4.23*		µg/L	5.00		84.6	30-130			
Surrogate: 2-Fluorobiphenyl (SIM)	*2.96*		µg/L	5.00		59.3	30-130			
Surrogate: p-Terphenyl-d14 (SIM)	*3.78*		µg/L	5.00		75.6	30-130			

con-test®
A Pace Analytical® Laboratory

39 Spruce Street * East Longmeadow, MA 01028 * FAX 413/525-6405 * TEL. 413/525-2332

QUALITY CONTROL

Semivolatile Organic Compounds by GC/MS - Quality Control

Analyte	Result	Reporting Limit	Units	Spike Level	Source Result	%REC	%REC Limits	RPD	RPD Limit	Notes
Batch B361826 - SW-846 3511										
LCS Dup (B361826-BSD1)				Prepared: 12/27/23 Analyzed: 01/01/24						
Acenaphthene (SIM)	1.85	0.25	µg/L	2.50		74.0	40-140	8.30	20	V-34
Acenaphthylene (SIM)	2.00	0.25	µg/L	2.50		79.9	40-140	7.18	20	
Anthracene (SIM)	2.09	0.25	µg/L	2.50		83.8	40-140	8.59	20	
Benzo(a)anthracene (SIM)	2.20	0.050	µg/L	2.50		88.2	40-140	3.74	20	
Benzo(a)pyrene (SIM)	2.29	0.050	µg/L	2.50		91.4	40-140	5.25	20	
Benzo(b)fluoranthene (SIM)	2.38	0.050	µg/L	2.50		95.4	40-140	8.76	20	
Benzo(g,h,i)perylene (SIM)	2.23	0.25	µg/L	2.50		89.2	40-140	4.26	20	
Benzo(k)fluoranthene (SIM)	2.42	0.050	µg/L	2.50		96.9	40-140	5.41	20	
Chrysene (SIM)	2.22	0.25	µg/L	2.50		88.6	40-140	4.64	20	
Dibenz(a,h)anthracene (SIM)	2.24	0.050	µg/L	2.50		89.5	40-140	4.62	20	
Fluoranthene (SIM)	2.10	0.25	µg/L	2.50		83.9	40-140	6.27	20	V-34
Fluorene (SIM)	1.96	0.25	µg/L	2.50		78.4	40-140	6.73	20	
Indeno(1,2,3-cd)pyrene (SIM)	2.37	0.050	µg/L	2.50		94.8	40-140	5.08	20	
2-Methylnaphthalene (SIM)	1.81	0.25	µg/L	2.50		72.3	40-140	16.6	20	
Naphthalene (SIM)	1.82	0.25	µg/L	2.50		72.8	40-140	14.7	20	
Phenanthrene (SIM)	2.01	0.25	µg/L	2.50		80.6	40-140	8.35	20	V-34
Pyrene (SIM)	2.06	0.25	µg/L	2.50		82.3	40-140	5.78	20	
Surrogate: Nitrobenzene-d5 (SIM)	*4.36*		µg/L	5.00		87.2	30-130			
Surrogate: 2-Fluorobiphenyl (SIM)	*3.22*		µg/L	5.00		64.4	30-130			
Surrogate: p-Terphenyl-d14 (SIM)	*3.87*		µg/L	5.00		77.4	30-130			

con-test®
A Pace Analytical® Laboratory

39 Spruce Street * East Longmeadow, MA 01028 * FAX 413/525-6405 * TEL. 413/525-2332

QUALITY CONTROL

Petroleum Hydrocarbons Analyses - Quality Control

Analyte	Result	Reporting Limit	Units	Spike Level	Source Result	%REC		%REC Limits	RPD	RPD Limit	Notes
Batch B361962 - SW-846 3510C											
Blank (B361962-BLK1)				Prepared: 12/28/23 Analyzed: 01/02/24							
CT ETPH	ND	0.20	mg/L								
Surrogate: 2-Fluorobiphenyl	*0.0489*		mg/L	0.100		**48.9**	*	50-150			S-26
LCS (B361962-BS1)				Prepared: 12/28/23 Analyzed: 01/02/24							
CT ETPH	0.609	0.20	mg/L	1.00		60.9		60-120			
Surrogate: 2-Fluorobiphenyl	*0.0628*		mg/L	0.100		62.8		50-150			
LCS Dup (B361962-BSD1)				Prepared: 12/28/23 Analyzed: 01/02/24							
CT ETPH	0.577	0.20	mg/L	1.00		**57.7**	*	60-120	5.43	30	L-07
Surrogate: 2-Fluorobiphenyl	*0.0575*		mg/L	0.100		57.5		50-150			
Batch B362431 - SW-846 3510C											
Blank (B362431-BLK1)				Prepared: 01/03/24 Analyzed: 01/04/24							
CT ETPH	ND	0.20	mg/L								
Surrogate: 2-Fluorobiphenyl	*0.0669*		mg/L	0.100		66.9		50-150			
LCS (B362431-BS1)				Prepared: 01/03/24 Analyzed: 01/04/24							
CT ETPH	0.654	0.20	mg/L	1.00		65.4		60-120			
Surrogate: 2-Fluorobiphenyl	*0.0696*		mg/L	0.100		69.6		50-150			
LCS Dup (B362431-BSD1)				Prepared: 01/03/24 Analyzed: 01/04/24							
CT ETPH	0.608	0.20	mg/L	1.00		60.8		60-120	7.32	30	
Surrogate: 2-Fluorobiphenyl	*0.0618*		mg/L	0.100		61.8		50-150			

con-test®
A Pace Analytical® Laboratory

39 Spruce Street * East Longmeadow, MA 01028 * FAX 413/525-6405 * TEL. 413/525-2332

FLAG/QUALIFIER SUMMARY

*	QC result is outside of established limits.
†	Wide recovery limits established for difficult compound.
‡	Wide RPD limits established for difficult compound.
#	Data exceeded client recommended or regulatory level
ND	Not Detected
RL	Reporting Limit is at the level of quantitation (LOQ)
DL	Detection Limit is the lower limit of detection determined by the MDL study
MCL	Maximum Contaminant Level
	Percent recoveries and relative percent differences (RPDs) are determined by the software using values in the calculation which have not been rounded.
	No results have been blank subtracted unless specified in the case narrative section.
H-06	Sample was extracted past the recommended holding time.
L-01	Laboratory fortified blank/laboratory control sample recovery outside of control limits. Data validation is not affected since all results are "not detected" for all samples in this batch for this compound and bias is on the high side.
L-07	Either laboratory fortified blank/laboratory control sample or duplicate recovery is outside of control limits, but the other is within limits. RPD between the two LFB/LCS results is within method specified criteria.
S-10	Sample was re-extracted outside of holding time since surrogate standard recovery was outside of control limits. Data from analysis performed outside of holding time is also reported since surrogate recovery is acceptable.
S-26	Surrogate outside of control limits.
V-05	Continuing calibration verification (CCV) did not meet method specifications and was biased on the low side for this compound.
V-20	Continuing calibration verification (CCV) did not meet method specifications and was biased on the high side. Data validation is not affected since sample result was "not detected" for this compound.
V-34	Initial calibration verification (ICV) did not meet method specifications and was biased on the low side for this compound. Reported result is estimated.

con-test®
A Pace Analytical® Laboratory

39 Spruce Street * East Longmeadow, MA 01028 * FAX 413/525-6405 * TEL. 413/525-2332

CERTIFICATIONS

Certified Analyses included in this Report

Analyte	Certifications
CTDEP ETPH in Soil	
CT ETPH	CT
CTDEP ETPH in Water	
CT ETPH	CT
SW-846 8260D in Water	
Acetone	CT,NH,NY,ME
Acrylonitrile	CT,NY,ME
Benzene	CT,NH,NY,ME
Bromobenzene	NY
Bromodichloromethane	CT,NH,NY,ME
Bromoform	CT,NH,NY,ME
Bromomethane	CT,NH,NY,ME
2-Butanone (MEK)	CT,NH,NY,ME
n-Butylbenzene	NY,ME
sec-Butylbenzene	NY,ME
tert-Butylbenzene	NY,ME
Carbon Disulfide	CT,NH,NY,ME
Carbon Tetrachloride	CT,NH,NY,ME
Chlorobenzene	CT,NH,NY,ME
Chlorodibromomethane	CT,NH,NY,ME
Chloroethane	CT,NH,NY,ME
Chloroform	CT,NH,NY,ME
Chloromethane	CT,NH,NY,ME
2-Chlorotoluene	NY,ME
4-Chlorotoluene	NY,ME
1,2-Dibromo-3-chloropropane (DBCP)	NY
1,2-Dibromoethane (EDB)	NY
Dibromomethane	NH,NY,ME
1,2-Dichlorobenzene	CT,NY,ME
1,3-Dichlorobenzene	CT,NH,NY,ME
1,4-Dichlorobenzene	CT,NH,NY,ME
trans-1,4-Dichloro-2-butene	NH,NY,ME
Dichlorodifluoromethane (Freon 12)	NH,NY,ME
1,1-Dichloroethane	CT,NH,NY,ME
1,2-Dichloroethane	CT,NH,NY,ME
1,1-Dichloroethylene	CT,NH,NY,ME
cis-1,2-Dichloroethylene	NY,ME
trans-1,2-Dichloroethylene	CT,NH,NY,ME
1,2-Dichloropropane	CT,NH,NY,ME
1,3-Dichloropropane	NY,ME
2,2-Dichloropropane	NH,NY,ME
1,1-Dichloropropene	NH,NY,ME
cis-1,3-Dichloropropene	CT,NH,NY,ME
trans-1,3-Dichloropropene	CT,NH,NY,ME
Ethylbenzene	CT,NH,NY,ME
Hexachlorobutadiene	CT,NH,NY,ME
2-Hexanone (MBK)	CT,NH,NY,ME

con-test®
A Pace Analytical® Laboratory

39 Spruce Street * East Longmeadow, MA 01028 * FAX 413/525-6405 * TEL. 413/525-2332

CERTIFICATIONS

Certified Analyses included in this Report

Analyte	Certifications
SW-846 8260D in Water	
Isopropylbenzene (Cumene)	NY,ME
p-Isopropyltoluene (p-Cymene)	CT,NH,NY,ME
Methyl tert-Butyl Ether (MTBE)	CT,NH,NY,ME
Methylene Chloride	CT,NH,NY,ME
4-Methyl-2-pentanone (MIBK)	CT,NH,NY,ME
Naphthalene	NH,NY,ME
n-Propylbenzene	CT,NH,NY,ME
Styrene	CT,NH,NY,ME
1,1,1,2-Tetrachloroethane	CT,NH,NY,ME
1,1,2,2-Tetrachloroethane	CT,NH,NY,ME
Tetrachloroethylene	CT,NH,NY,ME
Toluene	CT,NH,NY,ME
1,2,3-Trichlorobenzene	NH,NY,ME
1,2,4-Trichlorobenzene	CT,NH,NY,ME
1,1,1-Trichloroethane	CT,NH,NY,ME
1,1,2-Trichloroethane	CT,NH,NY,ME
Trichloroethylene	CT,NH,NY,ME
Trichlorofluoromethane (Freon 11)	CT,NH,NY,ME
1,2,3-Trichloropropane	NH,NY,ME
1,1,2-Trichloro-1,2,2-trifluoroethane (Freon 113)	NY
1,2,4-Trimethylbenzene	NY,ME
1,3,5-Trimethylbenzene	NY,ME
Vinyl Chloride	CT,NH,NY,ME
m+p Xylene	NH,NY,ME
o-Xylene	NH,NY,ME
SW-846 8270E in Water	
Acenaphthene (SIM)	NH,NY,VA
Acenaphthylene (SIM)	NH,NY,VA
Anthracene (SIM)	NH,NY,VA
Benzo(a)anthracene (SIM)	NH,NY,VA
Benzo(a)pyrene (SIM)	NH,NY,VA
Benzo(b)fluoranthene (SIM)	NH,NY,VA
Benzo(g,h,i)perylene (SIM)	NH,NY,VA
Benzo(k)fluoranthene (SIM)	NH,NY,VA
Chrysene (SIM)	NH,NY,VA
Dibenz(a,h)anthracene (SIM)	NH,NY,VA
Fluoranthene (SIM)	NH,NY,VA
Fluorene (SIM)	NH,NY,VA
Indeno(1,2,3-cd)pyrene (SIM)	NH,NY,VA
Naphthalene (SIM)	NH,NY,VA
Phenanthrene (SIM)	NH,NY,VA
Pyrene (SIM)	NH,NY,VA

con-test®
A Pace Analytical® Laboratory

39 Spruce Street * East Longmeadow, MA 01028 * FAX 413/525-6405 * TEL. 413/525-2332

Con-Test, a Pace Environmental Laboratory, operates under the following certifications and accreditations:

Code	Description	Number	Expires
CT	Connecticut Department of Public Health	PH-0821	12/31/2024
NY	New York State Department of Health	10899 NELAP	04/1/2024
NH	New Hampshire Environmental Lab	2516 NELAP	02/5/2024
ME	State of Maine	MA00100	06/9/2025
VA	Commonwealth of Virginia	460217	12/14/2024

2363359 RF

Pace Analytical®
Phone: 413-525-2332
Fax: 413-525-6405
Access COC's and Support Requests

http://www.pacelabs.com

Doc # 381 Rev 5_07/13/2021

CHAIN OF CUSTODY RECORD

39 Spruce Street
East Longmeadow, MA 01028

Page 1 of 1

Company Name: Weston & Sampson
Address: 712 Brook Street Rocky Hill, CT
Phone: 860-513-1473
Project Name: Eversource Simsbury AUC
Project Location: Simsbury, CT
Project Number:
Project Manager: Laura Willson
Pace Quote Name/Number: 11003427
Invoice Recipient: Drew Bicharz - Eversource
Sampled By: Madison Platow

Requested Turnaround Time: 7-Day ☑ 10-Day ☐ | PFAS 10-Day (std) ☐ Due Date:
Rush-Approval Required: 1-Day ☐ 3-Day ☐ | 2-Day ☐ 4-Day ☐
Data Delivery: Format: PDF ☑ EXCEL ☑ | Other: | CLP Like Data Pkg Required: ☐ | Email To: Willson.laura@wsein.com | Fax To #:
Dissolved Metals Samples: ○ Field Filtered ○ Lab to Filter
Orthophosphate Samples: ○ Field Filtered ○ Lab to Filter
PCB ONLY: SOXHLET ☐ NON SOXHLET ☐

ANALYSIS REQUESTED

Pace Work Order#	Client Sample ID / Description	Beginning Date/Time	Ending Date/Time	COMP/GRAB	[1]Matrix Code	Conc Code	VIALS	GLASS	PLASTIC	BACTERIA	ENCORE	CT ETPH	VOCs	PAHs
1	MW-4R	12/21/23	1615	GRAB	GW	U						✓	✓	✓
2	Dup-1		—											✓
3	MW-102		1450									✓	✓	
4	CCA-3		1542											✓
5	MW-101		1405									✓		
6	MW-6		1700									✓		
7	Dup-2		—									✓		
8	Trip blank		—		W								✓	

Relinquished by: (signature) [signature] Date/Time: 12/21/23 1830
Received by: (signature) UPS Fridge Date/Time: 12/21/23 1830
Relinquished by: (signature) Date/Time:
Received by: (signature) [signature] Date/Time: 12/22/23 1100
Relinquished by: (signature) [signature] Date/Time: 12/22/23 1545
Received by: (signature) [signature] 22 31 Date/Time: 12/23/23
Relinquished by: (signature) Date/Time: 1505
Received by: (signature) Date/Time:

Client Comments: Please Bill drew.bicharz@eversource.com
PO-11003487

Detection Limit Requirements
MA
CT
Other:

Special Requirements
☐ MA MCP Required
MCP Certification Form Required
☑ CT RCP Required
RCP Certification Form Required
☐ MA State DW Required
PWSID #

Please use the following codes to indicate possible sample concentration within the Conc Code column above:
H - High; M - Medium; L - Low; C - Clean; U - Unknown

NELAC and AIHA-LAP, LLC Accredited

Project Entity
Government ☐ Municipality ☑ MP MWRA ☐ WRTA ☐
Federal ☐ 21 J ☐ School ☐
City ☐ Brownfield ☐ MBTA ☐

Other
☐ Chromatogram
☐ AIHA-LAP,LLC

Lab Comments:

Disclaimer: Pace Analytical is not responsible for any omitted information on the Chain of Custody. The Chain of Custody is a legal document that must be complete and accurate and is used to determine what analyses the laboratory will perform. Any missing information is not the laboratory's responsibility. Pace Analytical values your partnership on each project and will try to assist with missing information, but will not be held accountable.

[2] Preservation Code
Courier Use Only
Total Number Of:
VIALS
GLASS
PLASTIC
BACTERIA
ENCORE

Glassware in the fridge? (Y) N
Glassware in freezer? Y (N)
Prepackaged Cooler? (Y) N
*Pace Analytical is not responsible for missing samples from prepacked coolers

[1] Matrix Codes:
GW = Ground Water
WW = Waste Water
DW = Drinking Water
A = Air
S = Soil
SL = Sludge
SOL = Solid
O = Other (please define)

[2] Preservation Codes:
I = Iced
H = HCL
M = Methanol
N = Nitric Acid
S = Sulfuric Acid
B = Sodium Bisulfate
X = Sodium Hydroxide
T = Sodium Thiosulfate
O = Other (please define)

Table of Contents

Pace ANALYTICAL SERVICES	DC#_Title: ENV-FRM-ELON-0001 v07_Sample Receiving Checklist
	Effective Date: 07/13/2023

Log In Back-Sheet

Client Weston & Sampson
Project Eversource Simsbury AWC
MCP/RCP Required CT RCP
Deliverable Package Requirement N/A
Location Simsbury, CT
PWSID# (When Applicable) N/A
Arrival Method:

Courier ☒ Fed Ex ☐ Walk In ☐ Other ☐
Received By / Date / Time MEM 12/22/23 1545
Back-Sheet By / Date / Time STM 12/22/23 1849
Temperature Method Gun # 4
Temp X < 6° C Actual Temperature 2.3 3.1
Rush Samples: Yes / No Notify
Short Hold: Yes / No Notify

Notes regarding Samples/COC outside of SOP:

Login Sample Receipt Checklist – (Rejection Criteria Listing – Using Acceptance Policy) Any False statement will be brought to the attention of the Client – True or False

	True	False
Received on Ice	☒	☐
Received in Cooler	☒	☐
Custody Seal: DATE TIME	☐	☒
COC Relinquished	☒	☐
COC/Samples Labels Agree	☒	☐
All Samples in Good Condition	☒	☐
Samples Received within Holding Time	☒	☐
Is there enough Volume	☒	☐
Proper Media/Container Used	☒	☐
Splitting Samples Required	☐	☒
MS/MSD	☐	☒
Trip Blanks	☒	☐
Lab to Filters	☐	☒
COC Legible	☒	☐

COC Included: (Check all included)

Client ☒ Analysis ☒ Sampler Name ☒
Project ☒ IDs ☒ Collection Date/Time ☒

All Samples Proper pH: N/A ☐ ☐

Additional Container Notes

Note: West Virginia requires all samples to have their temperature taken. Note any outliers.

Table of Contents

DC#_Title: ENV-FRM-ELON-0001 v07_Sample Receiving Checklist

Effective Date: 07/13/2023

Sample	Soils Jars (Circle Amb/Clear)				Ambers							Plastics										VOA Vials					Other / Fill in						
					1 Liter			250mL			100mL	1 Liter	500mL	250mL																			
	16oz Amb/Clear	8oz Amb/Clear	4oz Amb/Clear	2oz Amb/Clear	Unpreserved	HCL	Sulfuric	Sulfuric	Phosphoric	HCl	Unpreserved	Unpreserved	Sulfuric	Unpreserved	Sulfuric	Unpreserved	Trizma	Sulfuric	Nitric	NaOH	Ammonium Acetate	NaOH/Zinc	Unpreserved	HCl	MeOH	D.I. Water	BiSulfate	Col/Bact						
1					1																												
2																							2	2									
3					2																		2										
4																								2									
5					2																		2										
6					2																												
7					2																												
8																																	
9																								2									
10																																	
11																																	
12																																	
13																																	
14																																	
15																																	
16																																	
17																																	
18																																	
19																																	
20																																	

Qualtrax ID: 120836

C:\MSDCHEM\4\DATA\D010224.SEC\D24F002011.D

CT ETPH Discrimination Check

Data File Name D24F002011.D
Data File Path C:\MSDCHEM\4\DATA\D010224.SEC\
Operator PJG
Date Acquired 1/2/1924 11:49
Acq. Method File EPH11D.M
Sample Name ETPH 1500
Instrument Name GCFID4

Name	Ret Time	Target Response	Average Response	*%D+/-20
C-9	1.68	8176589	9968320	18
C-10	2.34	8744568	9968320	12
C-12	3.29	9107905	9968320	9
C-14	4.00	9507819	9968320	5
C-16	4.62	10183249	9968320	-2
C-18	5.17	10466283	9968320	-5
C-20	5.80	10714394	9968320	-7
C-22	6.56	10529734	9968320	-6
C-24	7.41	10526886	9968320	-6
C-26	8.22	10509174	9968320	-5
C-28	8.95	10440584	9968320	-5
C-30	9.64	10463564	9968320	-5
C-32	10.27	10160165	9968320	-2
C-34	10.87	10150376	9968320	-2
C-36	11.42	9843516	9968320	1

*One compound allowed %D</=50

Samples
23L3359-01
23L3379-01
23L3359-07
23L3379-06

C:\MSDChem\4\DATA\D010424.SEC\D24F004007.D

CT ETPH Discrimination Check

Data File Name D24F004007.D
Data File Path C:\MSDChem\4\DATA\D010424.SEC\
Operator PJG
Date Acquired 1/4/1924 9:08
Acq. Method File EPH11D.M
Sample Name ETPH 1500
Instrument Name GCFID4

Name	Ret Time	Target Response	Average Response	*%D+/-20
C-9	1.69	8621193	10438633	17
C-10	2.34	9230359	10438633	12
C-12	3.29	9641159	10438633	8
C-14	4.00	10092884	10438633	3
C-16	4.62	10812925	10438633	-4
C-18	5.17	11064110	10438633	-6
C-20	5.80	11286441	10438633	-8
C-22	6.56	10997263	10438633	-5
C-24	7.41	11029054	10438633	-6
C-26	8.22	10985306	10438633	-5
C-28	8.95	10801772	10438633	-3
C-30	9.64	10797789	10438633	-3
C-32	10.27	10468389	10438633	0
C-34	10.87	10485892	10438633	0
C-36	11.42	10264966	10438633	2

Samples
23L3390-01RE1
23L3359-03RE1
23L3357-04RE1
23L3359-06RE1
23L3359-05RE1

*One compound allowed %D</=50

C:\MSDCHEM\2\DATA\B010324.SEC\B24F003007.D

CT ETPH Discrimination Check

Data File Name B24F003007.D
Data File Path C:\MSDCHEM\2\DATA\B010324.SEC\
Operator PJG
Date Acquired 1/3/1924 11:04
Acq. Method File EPH04.M
Sample Name ETPH 1500
Instrument Name GCFID2

Name	Ret Time	Target Response	Average Response	*%D+/-20
n-Nonane	1.40	7642856	8937020	14
n-Decane	2.15	8061730	8937020	10
n-Dodecane	3.14	8256360	8937020	8
n-Tetradecane	3.87	8568184	8937020	4
n-Hexadecane	4.48	9097480	8937020	-2
n-Octadecane	5.02	9272026	8937020	-4
n-Eicosane	5.60	9359543	8937020	-5
n-Docosane	6.31	9098816	8937020	-2
n-Tetracosane	7.13	9169386	8937020	-3
n-Hexacosane	7.94	9231571	8937020	-3
n-Octacosane	8.68	9258175	8937020	-4
n-Triacontane	9.37	9378521	8937020	-5
n-Dotriacontane	10.00	9225624	8937020	-3
n-Tetratriacontane	10.59	9320922	8937020	-4
n-Hexatriacontane	11.15	9114099	8937020	-2

Samples
23L3359-05
23L3359-03
23L3357-04
23L3357-03
23L3357-02
23L3359-06

*One compound allowed %D</=50

REASONABLE CONFIDENCE PROTOCOL
LABORATORY ANALYSIS QA/QC CERTIFICATION FORM

Laboratory Name: Pace New England

Client: Weston & Sampson

Project Location: Simsbury, CT

Project Number: 23L3359

Laboratory Sample ID(s):
23L3359-01 thru 23L3359-08

Sample Date(s):
12/21/2023

List RCP Methods Used:
CTDEP ETPH, SW-846 8260D, SW-846 8270E

1	For each analytical method referenced in this laboratory report package, were all specified QA/QC performance criteria followed, including the requirement to explain any criteria falling outside of acceptable guidelines, as specified in the CTDEP method-specific Reasonable Confidence Protocol documents?	☑ Yes ☐ No
1A	Were the method specified preservation and holding time requirements met?	☑ Yes ☐ No
1B	VPH and EPH Methods only: Was the VPH and EPH method conducted without significant modifications (see Section 11.3 of respective RCP methods)?	☐ Yes ☐ No ☑ N/A
2	Were all samples received by the laboratory in a condition consistent with that described on the associated chain-of-custody document(s)?	☑ Yes ☐ No
3	Were samples received at an appropriate temperature (< 6 degrees C.)?	☑ Yes ☐ No ☐ N/A
4	Were all QA/QC performance criteria specified in the CTDEP Reasonable Confidence Protocol documents achieved?	☐ Yes ☑ No
5A	Were reporting limits specified or referenced on the chain-of-custody?	☐ Yes ☑ No
5B	Were these reporting limits met?	☐ Yes ☐ No
6	For each analytical method referenced in this laboratory report package, were results reported for all constituents identified in the method-specific analyte lists presented in the Reasonable Confidence Protocol documents?	☐ Yes ☑ No
7	Are project-specific matrix spikes and laboratory duplicates included in this data set?	☐ Yes ☑ No

Notes: For all questions to which the response was "No" (with the exception of question #7), additional information must be provided in an attached narrative. If the answer to question #1, #1A, or #1B is "No", the data package does not meet the requirements for "Reasonable Confidence."
This form may not be altered and all questions must be answered.

Meghan E. Kelley

I, the undersigned, attest under the pains and penalties of perjury that, to the best of my knowledge and belief and based upon my personal inquiry of those responsible for providing the information contained in this analytical report, such information is accurate and complete.

Authorized Signature: Meghan E. Kelley **Position:** **Reporting Specialist**

Printed Name: **Meghan E. Kelley** **Date:** **01/04/24**

Name of Laboratory: **Pace New England**

This certification form is to be used for RCP methods only.

con-test®
A Pace Analytical® Laboratory

39 Spruce Street * East Longmeadow, MA 01028 * FAX 413/525-6405 * TEL. 413/525-2332

January 22, 2024

Laura Willson
Weston & Sampson
712 Brook Street, Suite 103
Rocky Hill, CT 06067

Project Location: Simsbury, CT
Client Job Number:
Project Number: [none]
Laboratory Work Order Number: 24A1595

Enclosed are results of analyses for samples as received by the laboratory on January 17, 2024. If you have any questions concerning this report, please feel free to contact me.

Sincerely,



Rebecca Faust
Project Manager

Table of Contents

Sample Summary 3

Case Narrative 4

Sample Results 5

24A1595-01 5

Sample Preparation Information 6

QC Data 7

Petroleum Hydrocarbons Analyses 7

B363644 7

Flag/Qualifier Summary 8

Certifications 9

Chain of Custody/Sample Receipt 10

con-test®
A Pace Analytical® Laboratory

39 Spruce Street * East Longmeadow, MA 01028 * FAX 413/525-6405 * TEL. 413/525-2332

Weston & Sampson
712 Brook Street, Suite 103
Rocky Hill, CT 06067
ATTN: Laura Willson

REPORT DATE: 1/22/2024

PURCHASE ORDER NUMBER: 11003487

PROJECT NUMBER: [none]

ANALYTICAL SUMMARY

WORK ORDER NUMBER: 24A1595

The results of analyses performed on the following samples submitted to CON-TEST, a Pace Analytical Laboratory, are found in this report.

PROJECT LOCATION: Simsbury, CT

FIELD SAMPLE #	LAB ID:	MATRIX	SAMPLE DESCRIPTION	TEST	SUB LAB
MW-403	24A1595-01	Ground Water		CTDEP ETPH	

con-test®
A Pace Analytical® Laboratory

39 Spruce Street * East Longmeadow, MA 01028 * FAX 413/525-6405 * TEL. 413/525-2332

CASE NARRATIVE SUMMARY

All reported results are within defined laboratory quality control objectives unless listed below or otherwise qualified in this report.

The results of analyses reported only relate to samples submitted to Con-Test, a Pace Analytical Laboratory, for testing.
I certify that the analyses listed above, unless specifically listed as subcontracted, if any, were performed under my direction according to the approved methodologies listed in this document, and that based upon my inquiry of those individuals immediately responsible for obtaining the information, the material contained in this report is, to the best of my knowledge and belief, accurate and complete.

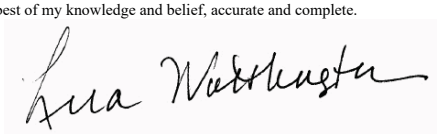

Lisa A. Worthington
Technical Representative

con-test®
A Pace Analytical® Laboratory

39 Spruce Street * East Longmeadow, MA 01028 * FAX 413/525-6405 * TEL. 413/525-2332

Project Location: Simsbury, CT | Sample Description: | Work Order: 24A1595

Date Received: 1/17/2024

Field Sample #: MW-403 | Sampled: 1/17/2024 11:00

Sample ID: 24A1595-01

Sample Matrix: Ground Water

Petroleum Hydrocarbons Analyses

Analyte	Results	RL	Units	Dilution	Flag/Qual	Method	Date Prepared	Date/Time Analyzed	Analyst
CT ETPH	ND	0.19	mg/L	1		CTDEP ETPH	1/18/24	1/19/24 14:42	SNB

Surrogates	% Recovery	Recovery Limits	Flag/Qual	
2-Fluorobiphenyl	77.8	50-150		1/19/24 14:42

con-test®
A Pace Analytical® Laboratory

39 Spruce Street * East Longmeadow, MA 01028 * FAX 413/525-6405 * TEL. 413/525-2332

Sample Extraction Data

Prep Method:SW-846 3510C **Analytical Method:CTDEP ETPH**

Lab Number [Field ID]	Batch	Initial [mL]	Final [mL]	Date
24A1595-01 [MW-403]	B363644	1050	1.00	01/18/24

con-test®
A Pace Analytical® Laboratory

39 Spruce Street * East Longmeadow, MA 01028 * FAX 413/525-6405 * TEL. 413/525-2332

QUALITY CONTROL

Petroleum Hydrocarbons Analyses - Quality Control

Analyte	Result	Reporting Limit	Units	Spike Level	Source Result	%REC	%REC Limits	RPD	RPD Limit	Notes
Batch B363644 - SW-846 3510C										
Blank (B363644-BLK1)				Prepared: 01/18/24 Analyzed: 01/19/24						
CT ETPH	ND	0.20	mg/L							
Surrogate: 2-Fluorobiphenyl	*0.0790*		mg/L	0.100		79.0	50-150			
LCS (B363644-BS1)				Prepared: 01/18/24 Analyzed: 01/19/24						
CT ETPH	0.685	0.20	mg/L	1.00		68.5	60-120			
Surrogate: 2-Fluorobiphenyl	*0.0786*		mg/L	0.100		78.6	50-150			
LCS Dup (B363644-BSD1)				Prepared: 01/18/24 Analyzed: 01/19/24						
CT ETPH	0.672	0.20	mg/L	1.00		67.2	60-120	1.87	30	
Surrogate: 2-Fluorobiphenyl	*0.0786*		mg/L	0.100		78.6	50-150			

con-test®
A Pace Analytical® Laboratory

39 Spruce Street * East Longmeadow, MA 01028 * FAX 413/525-6405 * TEL. 413/525-2332

FLAG/QUALIFIER SUMMARY

*	QC result is outside of established limits.
†	Wide recovery limits established for difficult compound.
‡	Wide RPD limits established for difficult compound.
#	Data exceeded client recommended or regulatory level
ND	Not Detected
RL	Reporting Limit is at the level of quantitation (LOQ)
DL	Detection Limit is the lower limit of detection determined by the MDL study
MCL	Maximum Contaminant Level

Percent recoveries and relative percent differences (RPDs) are determined by the software using values in the calculation which have not been rounded.

No results have been blank subtracted unless specified in the case narrative section.

con-test®
A Pace Analytical® Laboratory

39 Spruce Street * East Longmeadow, MA 01028 * FAX 413/525-6405 * TEL. 413/525-2332

CERTIFICATIONS

Certified Analyses included in this Report

Analyte	Certifications
CTDEP ETPH in Water	
CT ETPH	CT

Con-Test, a Pace Environmental Laboratory, operates under the following certifications and accreditations:

Code	Description	Number	Expires
CT	Connecticut Department of Public Health	PH-0821	12/31/2024

Table of Contents

24A1595RF

Pace Analytical®

Phone: 413-525-2332
Fax: 413-525-6405

http://www.pacelabs.com

CHAIN OF CUSTODY RECORD

39 Spruce Street
East Longmeadow, MA 01028

Doc # 381 Rev 5_07/13/2021

Page 1 of 1

Access COC's and Support Requests

Company Name:	Weston + Sampson
Address:	712 Brook St Rocky Hill, CT
Phone:	860-513-1473
Project Name:	Eversource - Simsbury
Project Location:	Simsbury, CT
Project Number:	
Project Manager:	LAURA WILLSON
Pace Quote Name/Number:	
Invoice Recipient:	Eversource - Drew - Blicharz
Sampled By:	Will Siropwak

Requested Turnaround Time
7-Day ☐ 10-Day ☐
PFAS 10-Day (std) ☐ Due Date:

Rush-Approval Required
1-Day ☐ 3-Day ☑
2-Day ☐ 4-Day ☐

Data Delivery
Format: PDF ☑ EXCEL ☑
Other:
CLP Like Data Pkg Required: ☐
Email To: Willson.laura@
Fax To #: wseinc.com

Dissolved Metals Samples
○ Field Filtered
○ Lab to Filter

Orthophosphate Samples
○ Field Filtered
○ Lab to Filter

PCB ONLY
SOXHLET ☐
NON SOXHLET ☐

ANALYSIS REQUESTED

Pace Work Order#	Client Sample ID / Description	Beginning Date/Time	Ending Date/Time	COMP/GRAB	[1]Matrix Code	Conc Code	VIALS	GLASS	PLASTIC	BACTERIA	ENCORE	CT ETPH
	MW-403	1/17/24	1100	Grab	GW	U		2				X

[2] Preservation Code

Courier Use Only
Total Number Of:
VIALS_____
GLASS_____
PLASTIC_____
BACTERIA_____
ENCORE_____

Glassware in the fridge? Y / N
Glassware in freezer? Y / N
Prepackaged Cooler? Y / N

*Pace Analytical is not responsible for missing samples from prepacked coolers

[1] **Matrix Codes:**
GW = Ground Water
WW = Waste Water
DW = Drinking Water
A = Air
S = Soil
SL = Sludge
SOL = Solid
O = Other (please define)

[2] **Preservation Codes:**
I = Iced
H = HCL
M = Methanol
N = Nitric Acid
S = Sulfuric Acid
B = Sodium Bisulfate
X = Sodium Hydroxide
T = Sodium Thiosulfate
O = Other (please define)

Relinquished by: (signature)	Date/Time:
[signature]	1/17/24 1305
Received by: (signature)	Date/Time:
[signature]	1-17-24 1305
Relinquished by: (signature)	Date/Time:
[signature]	1-17-24 1510
Received by: (signature)	Date/Time:
[signature] 1/17/24	151025
Relinquished by: (signature)	Date/Time:
Received by: (signature)	Date/Time:
Relinquished by: (signature)	Date/Time:
Received by: (signature)	Date/Time:

Client Comments:
Bill Drew.Blicharz@eversource.com
PO-11003487

Detection Limit Requirements
MA
CT
Other:

Special Requirements
☐ MA MCP Required
MCP Certification Form Required
☐ CT RCP Required
RCP Certification Form Required
☐ MA State DW Required
PWSID #

Please use the following codes to indicate possible sample concentration within the Conc Code column above:
H - High; M - Medium; L - Low; C - Clean; U - Unknown

NELAC and AIHA-LAP, LLC Accredited

Project Entity
Government ☐ Municipality ☐ MWRA ☐ WRTA ☐
Federal ☐ 21 J ☐ School ☐
City ☐ Brownfield ☐ MBTA ☐

Other
☐ Chromatogram
☐ AIHA-LAP,LLC

Lab Comments:

Disclaimer: Pace Analytical is not responsible for any omitted information on the Chain of Custody. The Chain of Custody is a legal document that must be complete and accurate and is used to determine what analyses the laboratory will perform. Any missing information is not the laboratory's responsibility. Pace Analytical values your partnership on each project and will try to assist with missing information, but will not be held accountable.

Table of Contents

Pace ANALYTICAL SERVICES	DC#_Title: ENV-FRM-ELON-0001 v07_Sample Receiving Checklist
	Effective Date: 07/13/2023

Log In Back-Sheet

Client Weston + Sampson
Project Eversource - Simsbury
MCP/RCP Required N/A
Deliverable Package Requirement N/A
Location Simsbury, CT
PWSID# (When Applicable) N/A
Arrival Method:
Courier ☒ Fed Ex ☐ Walk In ☐ Other ☐
Received By / Date / Time STM 11/7/24 1510
Back-Sheet By / Date / Time STM 11/7/24 1536
Temperature Method Gun # 5
Temp X < 6° C Actual Temperature 2.5
Rush Samples: Yes / (No) Notify
Short Hold: Yes / (No) Notify

Notes regarding Samples/COC outside of SOP:

Login Sample Receipt Checklist – (Rejection Criteria Listing – Using Acceptance Policy) Any False statement will be brought to the attention of the Client – True or False

	True	False
Received on Ice	☒	☐
Received in Cooler	☒	☐
Custody Seal: DATE TIME	☐	☒
COC Relinquished	☒	☐
COC/Samples Labels Agree	☒	☐
All Samples in Good Condition	☒	☐
Samples Received within Holding Time	☒	☐
Is there enough Volume	☒	☐
Proper Media/Container Used	☒	☐
Splitting Samples Required	☐	☒
MS/MSD	☐	☒
Trip Blanks	☐	☒
Lab to Filters	☐	☒
COC Legible	☒	☐

COC Included: (Check all included)

Client ☒	Analysis ☒	Sampler Name ☒
Project ☒	IDs ☒	Collection Date/Time ☒

All Samples Proper pH: (N/A) ☐ ☐

Additional Container Notes

Note: West Virginia requires all samples to have their temperature taken. Note any outliers.

Pace ANALYTICAL SERVICES

DC#_Title: ENV-FRM-ELON-0001 v07_Sample Receiving Checklist

Effective Date: 07/13/2023

Sample	Soils Jars (Circle Amb/Clear)				Ambers							Plastics										VOA Vials					Other / Fill in					
					1 Liter			250mL			100mL	1 Liter		500mL		250mL																	
	16oz Amb/Clear	8oz Amb/Clear	4oz Amb/Clear	2oz Amb/Clear	Unpreserved	HCL	Sulfuric	Sulfuric	Phosphoric	HCl	Unpreserved	Unpreserved	Sulfuric	Unpreserved	Sulfuric	Unpreserved	Trizma	Sulfuric	Nitric	NaOH	Ammonium Acetate	NaOH/Zinc	Unpreserved	HCl	MeOH	D.I. Water	BiSulfate	Col/Bact					
1					2																											
2																																
3																																
4																																
5																																
6																																
7																																
8																																
9																																
10																																
11																																
12																																
13																																
14																																
15																																
16																																
17																																
18																																
19																																
20																																

Page 2 of 2

QualTrax ID: 120836

C:\MSDCHEM\2\DATA\B011924.SEC\B24F019021.D

CT ETPH Discrimination Check

Data File Name B24F019021.D
Data File Path C:\MSDCHEM\2\DATA\B011924.SEC\
Operator PJG
Date Acquired 1/19/1924 12:09
Acq. Method File EPH04.M
Sample Name ETPH 1500
Instrument Name GCFID2

Name	Ret Time	Target Response	Average Response	*%D+/-20
n-Nonane	1.66	7054839	8277955	15
n-Decane	2.30	7421090	8277955	10
n-Dodecane	3.23	7578037	8277955	8
n-Tetradecane	3.94	7764342	8277955	6
n-Hexadecane	4.55	8222518	8277955	1
n-Octadecane	5.10	8409066	8277955	-2
n-Eicosane	5.70	8618755	8277955	-4
n-Docosane	6.44	8491330	8277955	-3
n-Tetracosane	7.28	8631413	8277955	-4
n-Hexacosane	8.09	8714294	8277955	-5
n-Octacosane	8.83	8759898	8277955	-6
n-Triacontane	9.52	8894614	8277955	-7
n-Dotriacontane	10.15	8664867	8277955	-5
n-Tetratriacontane	10.74	8626939	8277955	-4
n-Hexatriacontane	11.32	8317328	8277955	0

Samples
24A1595-01

*One compound allowed %D</=50

REASONABLE CONFIDENCE PROTOCOL
LABORATORY ANALYSIS QA/QC CERTIFICATION FORM

Laboratory Name: Pace New England

Client: Weston & Sampson

Project Location: Simsbury, CT

Project Number: 24A1595

Laboratory Sample ID(s):

24A1595-01

Sample Date(s):

01/17/2024

List RCP Methods Used:

CTDEP ETPH

1	For each analytical method referenced in this laboratory report package, were all specified QA/QC performance criteria followed, including the requirement to explain any criteria falling outside of acceptable guidelines, as specified in the CTDEP method-specific Reasonable Confidence Protocol documents?	☑ Yes ☐ No
1A	Were the method specified preservation and holding time requirements met?	☑ Yes ☐ No
1B	VPH and EPH Methods only: Was the VPH and EPH method conducted without significant modifications (see Section 11.3 of respective RCP methods)?	☐ Yes ☐ No ☑ N/A
2	Were all samples received by the laboratory in a condition consistent with that described on the associated chain-of-custody document(s)?	☑ Yes ☐ No
3	Were samples received at an appropriate temperature (< 6 degrees C.)?	☑ Yes ☐ No ☐ N/A
4	Were all QA/QC performance criteria specified in the CTDEP Reasonable Confidence Protocol documents achieved?	☑ Yes ☐ No
5A	Were reporting limits specified or referenced on the chain-of-custody?	☐ Yes ☑ No
5B	Were these reporting limits met?	☐ Yes ☐ No
6	For each analytical method referenced in this laboratory report package, were results reported for all constituents identified in the method-specific analyte lists presented in the Reasonable Confidence Protocol documents?	☑ Yes ☐ No
7	Are project-specific matrix spikes and laboratory duplicates included in this data set?	☐ Yes ☑ No

Notes: For all questions to which the response was "No" (with the exception of question #7), additional information must be provided in an attached narrative. If the answer to question #1, #1A, or #1B is "No", the data package does not meet the requirements for "Reasonable Confidence."
This form may not be altered and all questions must be answered.

Lisa A. Worthington

I, the undersigned, attest under the pains and penalties of perjury that, to the best of my knowledge and belief and based upon my personal inquiry of those responsible for providing the information contained in this analytical report, such information is accurate and complete.

Authorized Signature: Lisa Worthington **Position:** **Technical Representative**

Printed Name: **Lisa A. Worthington** **Date:** **01/22/24**

Name of Laboratory: **Pace New England**

This certification form is to be used for RCP methods only.

con-test®
A Pace Analytical® Laboratory

39 Spruce Street * East Longmeadow, MA 01028 * FAX 413/525-6405 * TEL. 413/525-2332

January 4, 2024

Laura Willson
Weston & Sampson
712 Brook Street, Suite 103
Rocky Hill, CT 06067

Project Location: Simsbury, CT
Client Job Number:
Project Number: [none]
Laboratory Work Order Number: 23L3357

Enclosed are results of analyses for samples as received by the laboratory on December 22, 2023. If you have any questions concerning this report, please feel free to contact me.

Sincerely,



Rebecca Faust
Project Manager

Table of Contents

Sample Summary 3
Case Narrative 4
Sample Results 5
23L3357-01 5
23L3357-02 6
23L3357-03 7
23L3357-04 8
Sample Preparation Information 9
QC Data 10
Petroleum Hydrocarbons Analyses 10
B361962 10
B362431 10
Flag/Qualifier Summary 11
Certifications 12
Chain of Custody/Sample Receipt 13

con-test®
A Pace Analytical® Laboratory

39 Spruce Street * East Longmeadow, MA 01028 * FAX 413/525-6405 * TEL. 413/525-2332

Weston & Sampson
712 Brook Street, Suite 103
Rocky Hill, CT 06067
ATTN: Laura Willson

REPORT DATE: 1/4/2024

PURCHASE ORDER NUMBER: 10072596

PROJECT NUMBER: [none]

ANALYTICAL SUMMARY

WORK ORDER NUMBER: 23L3357

The results of analyses performed on the following samples submitted to CON-TEST, a Pace Analytical Laboratory, are found in this report.

PROJECT LOCATION: Simsbury, CT

FIELD SAMPLE #	LAB ID:	MATRIX	SAMPLE DESCRIPTION	TEST	SUB LAB
MW-400	23L3357-01	Ground Water		CTDEP ETPH	
MW-401	23L3357-02	Ground Water		CTDEP ETPH	
MW-402	23L3357-03	Ground Water		CTDEP ETPH	
MW-403	23L3357-04	Ground Water		CTDEP ETPH	

con-test®
A Pace Analytical® Laboratory

39 Spruce Street * East Longmeadow, MA 01028 * FAX 413/525-6405 * TEL. 413/525-2332

CASE NARRATIVE SUMMARY

All reported results are within defined laboratory quality control objectives unless listed below or otherwise qualified in this report.

CTDEP ETPH

Qualifications:

H-06

Sample was extracted past the recommended holding time.

Analyte & Samples(s) Qualified:

23L3357-04RE1[MW-403]

L-07

Either laboratory fortified blank/laboratory control sample or duplicate recovery is outside of control limits, but the other is within limits. RPD between the two LFB/LCS results is within method specified criteria.

Analyte & Samples(s) Qualified:

CT ETPH
B361962-BSD1

S-10

Sample was re-extracted outside of holding time since surrogate standard recovery was outside of control limits. Data from analysis performed outside of holding time is also reported since surrogate recovery is acceptable.

Analyte & Samples(s) Qualified:

2-Fluorobiphenyl
23L3357-04[MW-403]

S-26

Surrogate outside of control limits.

Analyte & Samples(s) Qualified:

2-Fluorobiphenyl
B361962-BLK1

The results of analyses reported only relate to samples submitted to Con-Test, a Pace Analytical Laboratory, for testing.
I certify that the analyses listed above, unless specifically listed as subcontracted, if any, were performed under my direction according to the approved methodologies listed in this document, and that based upon my inquiry of those individuals immediately responsible for obtaining the information, the material contained in this report is, to the best of my knowledge and belief, accurate and complete.



Rebecca Faust
Project Manager 1

con-test®
A Pace Analytical® Laboratory
39 Spruce Street * East Longmeadow, MA 01028 * FAX 413/525-6405 * TEL. 413/525-2332

Project Location: Simsbury, CT | Sample Description: | Work Order: 23L3357

Date Received: 12/22/2023

Field Sample #: MW-400 | Sampled: 12/21/2023 12:10

Sample ID: 23L3357-01

Sample Matrix: Ground Water

Petroleum Hydrocarbons Analyses

Analyte	Results	RL	Units	Dilution	Flag/Qual	Method	Date Prepared	Date/Time Analyzed	Analyst
CT ETPH	ND	0.20	mg/L	1		CTDEP ETPH	12/28/23	1/3/24 13:13	RDD

Surrogates	% Recovery	Recovery Limits	Flag/Qual	
2-Fluorobiphenyl	50.8	50-150		1/3/24 13:13

con-test®
A Pace Analytical® Laboratory
39 Spruce Street * East Longmeadow, MA 01028 * FAX 413/525-6405 * TEL. 413/525-2332

Project Location: Simsbury, CT | Sample Description: | Work Order: 23L3357

Date Received: 12/22/2023

Field Sample #: MW-401 | Sampled: 12/21/2023 13:05

Sample ID: 23L3357-02

Sample Matrix: Ground Water

Petroleum Hydrocarbons Analyses

Analyte	Results	RL	Units	Dilution	Flag/Qual	Method	Date Prepared	Date/Time Analyzed	Analyst
CT ETPH	ND	0.20	mg/L	1		CTDEP ETPH	12/28/23	1/3/24 13:35	RDD

Surrogates	% Recovery	Recovery Limits	Flag/Qual	
2-Fluorobiphenyl	50.0	50-150		1/3/24 13:35

con-test®
A Pace Analytical® Laboratory

39 Spruce Street * East Longmeadow, MA 01028 * FAX 413/525-6405 * TEL. 413/525-2332

Project Location: Simsbury, CT | Sample Description: | Work Order: 23L3357

Date Received: 12/22/2023

Field Sample #: MW-402 | Sampled: 12/21/2023 10:50

Sample ID: 23L3357-03

Sample Matrix: Ground Water

Petroleum Hydrocarbons Analyses

Analyte	Results	RL	Units	Dilution	Flag/Qual	Method	Date Prepared	Date/Time Analyzed	Analyst
CT ETPH	ND	0.20	mg/L	1		CTDEP ETPH	12/28/23	1/3/24 13:13	RDD

Surrogates	% Recovery	Recovery Limits	Flag/Qual					
2-Fluorobiphenyl	50.8	50-150					1/3/24 13:13	

con-test®
A Pace Analytical® Laboratory
39 Spruce Street * East Longmeadow, MA 01028 * FAX 413/525-6405 * TEL. 413/525-2332

Project Location: Simsbury, CT | Sample Description: | Work Order: 23L3357

Date Received: 12/22/2023

Field Sample #: MW-403 | Sampled: 12/21/2023 09:40

Sample ID: 23L3357-04

Sample Matrix: Ground Water

Sample Flags: H-06

Petroleum Hydrocarbons Analyses

Analyte	Results	RL	Units	Dilution	Flag/Qual	Method	Date Prepared	Date/Time Analyzed	Analyst
CT ETPH	ND	0.20	mg/L	1		CTDEP ETPH	1/3/24	1/4/24 12:09	SNB
CT ETPH	ND	0.20	mg/L	1		CTDEP ETPH	12/28/23	1/3/24 12:52	RDD

Surrogates	% Recovery	Recovery Limits	Flag/Qual		
2-Fluorobiphenyl	51.0	50-150		1/4/24 12:09	
2-Fluorobiphenyl	**47.8** *	50-150	S-10	1/3/24 12:52	

con-test®
A Pace Analytical® Laboratory

39 Spruce Street * East Longmeadow, MA 01028 * FAX 413/525-6405 * TEL. 413/525-2332

Sample Extraction Data

Prep Method:SW-846 3510C **Analytical Method:CTDEP ETPH**

Lab Number [Field ID]	Batch	Initial [mL]	Final [mL]	Date
23L3357-01 [MW-400]	B361962	1020	1.00	12/28/23
23L3357-02 [MW-401]	B361962	1010	1.00	12/28/23
23L3357-03 [MW-402]	B361962	1010	1.00	12/28/23
23L3357-04 [MW-403]	B361962	1000	1.00	12/28/23

Prep Method:SW-846 3510C **Analytical Method:CTDEP ETPH**

Lab Number [Field ID]	Batch	Initial [mL]	Final [mL]	Date
23L3357-04RE1 [MW-403]	B362431	1000	1.00	01/03/24

con-test®
A Pace Analytical® Laboratory

39 Spruce Street * East Longmeadow, MA 01028 * FAX 413/525-6405 * TEL. 413/525-2332

QUALITY CONTROL

Petroleum Hydrocarbons Analyses - Quality Control

Analyte	Result	Reporting Limit	Units	Spike Level	Source Result	%REC		%REC Limits	RPD	RPD Limit	Notes
Batch B361962 - SW-846 3510C											
Blank (B361962-BLK1)				Prepared: 12/28/23 Analyzed: 01/02/24							
CT ETPH	ND	0.20	mg/L								
Surrogate: 2-Fluorobiphenyl	*0.0489*		mg/L	0.100		**48.9**	*	50-150			S-26
LCS (B361962-BS1)				Prepared: 12/28/23 Analyzed: 01/02/24							
CT ETPH	0.609	0.20	mg/L	1.00		60.9		60-120			
Surrogate: 2-Fluorobiphenyl	*0.0628*		mg/L	0.100		62.8		50-150			
LCS Dup (B361962-BSD1)				Prepared: 12/28/23 Analyzed: 01/02/24							
CT ETPH	0.577	0.20	mg/L	1.00		**57.7**	*	60-120	5.43	30	L-07
Surrogate: 2-Fluorobiphenyl	*0.0575*		mg/L	0.100		57.5		50-150			
Batch B362431 - SW-846 3510C											
Blank (B362431-BLK1)				Prepared: 01/03/24 Analyzed: 01/04/24							
CT ETPH	ND	0.20	mg/L								
Surrogate: 2-Fluorobiphenyl	*0.0669*		mg/L	0.100		66.9		50-150			
LCS (B362431-BS1)				Prepared: 01/03/24 Analyzed: 01/04/24							
CT ETPH	0.654	0.20	mg/L	1.00		65.4		60-120			
Surrogate: 2-Fluorobiphenyl	*0.0696*		mg/L	0.100		69.6		50-150			
LCS Dup (B362431-BSD1)				Prepared: 01/03/24 Analyzed: 01/04/24							
CT ETPH	0.608	0.20	mg/L	1.00		60.8		60-120	7.32	30	
Surrogate: 2-Fluorobiphenyl	*0.0618*		mg/L	0.100		61.8		50-150			

con-test®
A Pace Analytical® Laboratory

39 Spruce Street * East Longmeadow, MA 01028 * FAX 413/525-6405 * TEL. 413/525-2332

FLAG/QUALIFIER SUMMARY

*	QC result is outside of established limits.
†	Wide recovery limits established for difficult compound.
‡	Wide RPD limits established for difficult compound.
#	Data exceeded client recommended or regulatory level
ND	Not Detected
RL	Reporting Limit is at the level of quantitation (LOQ)
DL	Detection Limit is the lower limit of detection determined by the MDL study
MCL	Maximum Contaminant Level
	Percent recoveries and relative percent differences (RPDs) are determined by the software using values in the calculation which have not been rounded.
	No results have been blank subtracted unless specified in the case narrative section.
H-06	Sample was extracted past the recommended holding time.
L-07	Either laboratory fortified blank/laboratory control sample or duplicate recovery is outside of control limits, but the other is within limits. RPD between the two LFB/LCS results is within method specified criteria.
S-10	Sample was re-extracted outside of holding time since surrogate standard recovery was outside of control limits. Data from analysis performed outside of holding time is also reported since surrogate recovery is acceptable.
S-26	Surrogate outside of control limits.

con-test®
A Pace Analytical® Laboratory

39 Spruce Street * East Longmeadow, MA 01028 * FAX 413/525-6405 * TEL. 413/525-2332

CERTIFICATIONS

Certified Analyses included in this Report

Analyte	Certifications
CTDEP ETPH in Soil	
CT ETPH	CT
CTDEP ETPH in Water	
CT ETPH	CT

Con-Test, a Pace Environmental Laboratory, operates under the following certifications and accreditations:

Code	Description	Number	Expires
CT	Connecticut Department of Public Health	PH-0821	12/31/2024

23L3357RF

Pace Analytical
Phone: 413-525-2332
Fax: 413-525-6405
Access COC's and Support Requests

http://www.pacelabs.com

CHAIN OF CUSTODY RECORD

39 Spruce Street
East Longmeadow, MA 01028

Doc # 381 Rev 5_07/13/2021

Page 1 of 1

Company Name: Weston & Sampson
Address: 712 Brook St, Rocky Hill, CT
Phone: 860-513-1473
Project Name: Eversource Simsbury AWC
Project Location: Simsbury, CT
Project Number:
Project Manager: Laura Willson
Pace Quote Name/Number: 11003487
Invoice Recipient: Eversource - Drew Bicharz
Sampled By: Madison Platow

Requested Turnaround Time
7-Day ☑ 10-Day ☐
PFAS 10-Day (std) ☐ Due Date:

Rush-Approval Required
1-Day ☐ 3-Day ☐
2-Day ☐ 4-Day ☐

Data Delivery
Format: PDF ☑ EXCEL ☑
Other:
CLP Like Data Pkg Required: ☐
Email To: Willson.Laura@wsinc.com
Fax To #:

Dissolved Metals Samples
○ Field Filtered
○ Lab to Filter

Orthophosphate Samples
○ Field Filtered
○ Lab to Filter

PCB ONLY
SOXHLET ☐
NON SOXHLET ☐

ANALYSIS REQUESTED

Pace Work Order#	Client Sample ID / Description	Beginning Date/Time	Ending Date/Time	COMP/GRAB	Matrix Code	Conc Code	VIALS	GLASS	PLASTIC	BACTERIA	ENCORE	CT ETPH
	MW-400	12/21/23	1210	GRAB	GW	U						✓
	MW-401		1305									✓
	MW-402		1050									✓
	MW-403		0940									✓
	MW-E											

[2] Preservation Code
Courier Use Only
Total Number Of:
VIALS_____
GLASS_____
PLASTIC_____
BACTERIA_____
ENCORE_____

Glassware in the fridge? (Y) N
Glassware in freezer? Y (N)
Prepackaged Cooler? (Y) N
*Pace Analytical is not responsible for missing samples from prepacked coolers

[1] Matrix Codes:
GW = Ground Water
WW = Waste Water
DW = Drinking Water
A = Air
S = Soil
SL = Sludge
SOL = Solid
O = Other (please define)

[2] Preservation Codes:
I = Iced
H = HCL
M = Methanol
N = Nitric Acid
S = Sulfuric Acid
B = Sodium Bisulfate
X = Sodium Hydroxide
T = Sodium Thiosulfate
O = Other (please define)

	Date/Time
Relinquished by: (signature) Madison Platow	12/21/23 1830
Received by: (signature) UPS Fridge	12/21/23 1830
Relinquished by: (signature)	Date/Time:
Received by: (signature)	Date/Time: 1100 12/22/23
Relinquished by: (signature)	Date/Time: 12/22/23 1545
Received by: (signature) 3.1	Date/Time: 12/22/23 1545
Relinquished by: (signature)	Date/Time:
Received by: (signature)	Date/Time:

Client Comments:
Please Bill drew.bicharz@eversource.com
PO - 11003487

Detection Limit Requirements
MA
CT
Other:

Special Requirements
☐ MA MCP Required
MCP Certification Form Required
☑ CT RCP Required
RCP Certification Form Required
☐ MA State DW Required
PWSID #

Please use the following codes to indicate possible sample concentration within the Conc Code column above:
H - High; M - Medium; L - Low; C - Clean; U - Unknown

NELAC and AIHA-LAP, LLC Accredited

Project Entity
Government ☐ Municipality ☑ MP MWRA ☐ WRTA ☐
Federal ☐ 21 J ☐ School ☐
City ☐ Brownfield ☐ MBTA ☐

Other
☐ Chromatogram
☐ AIHA-LAP,LLC

Lab Comments:

Disclaimer: Pace Analytical is not responsible for any omitted information on the Chain of Custody. The Chain of Custody is a legal document that must be complete and accurate and is used to determine what analyses the laboratory will perform. Any missing information is not the laboratory's responsibility. Pace Analytical values your partnership on each project and will try to assist with missing information, but will not be held accountable.

Pace ANALYTICAL SERVICES	DC#_Title: ENV-FRM-ELON-0001 v07_Sample Receiving Checklist
	Effective Date: 07/13/2023

Log In Back-Sheet

Client Weston & Sampson
Project Eversource Simsbury AWC
MCP/RCP Required CT RCP
Deliverable Package Requirement N/A
Location Simsbury, CT
PWSID# (When Applicable) N/A
Arrival Method:

Courier ☒ Fed Ex ☐ Walk In ☐ Other ☐
Received By / Date / Time MEM 12/22/23 1545
Back-Sheet By / Date / Time STM 12/22/23 1634
Temperature Method Gun # 4
Temp ☒ < 6° C Actual Temperature 3.1
Rush Samples: Yes / ~~No~~ Notify
Short Hold: Yes / No Notify

Notes regarding Samples/COC outside of SOP:

Login Sample Receipt Checklist – (Rejection Criteria Listing – Using Acceptance Policy) Any False statement will be brought to the attention of the Client – True or False

	True	False
Received on Ice	☒	☐
Received in Cooler	☒	☐
Custody Seal: DATE TIME	☐	☒
COC Relinquished	☒	☐
COC/Samples Labels Agree	☒	☐
All Samples in Good Condition	☒	☐
Samples Received within Holding Time	☒	☐
Is there enough Volume	☒	☐
Proper Media/Container Used	☒	☐
Splitting Samples Required	☐	☒
MS/MSD	☐	☒
Trip Blanks	☐	☒
Lab to Filters	☐	☒
COC Legible	☒	☐

COC Included: (Check all included)

Client ☒ Analysis ☒ Sampler Name ☒
Project ☒ IDs ☒ Collection Date/Time ☒

All Samples Proper pH: N/A ☐ ☐

Additional Container Notes

Note: West Virginia requires all samples to have their temperature taken. Note any outliers.

Table of Contents

DC#_Title: ENV-FRM-ELON-0001 v07_Sample Receiving Checklist

Effective Date: 07/13/2023

Sample	Soils Jars (Circle Amb/Clear)				Ambers							Plastics										VOA Vials					Other / Fill in					
					1 Liter			250mL			100mL	1 Liter		500mL		250mL																	
	16oz Amb/Clear	8oz Amb/Clear	4oz Amb/Clear	2oz Amb/Clear	Unpreserved	HCL	Sulfuric	Sulfuric	Phosphoric	HCl	Unpreserved	Unpreserved	Sulfuric	Unpreserved	Sulfuric	Unpreserved	Trizma	Sulfuric	Nitric	NaOH	Ammonium Acetate	NaOH/Zinc	Unpreserved	HCl	MeOH	D.I. Water	BiSulfate	Col/Bact					
1					2																											
2					2																											
3					2																											
4					2																											
5																																
6																																
7																																
8																																
9																																
10																																
11																																
12																																
13																																
14																																
15																																
16																																
17																																
18																																
19																																
20																																

Page 2 of 2

Qualtrax ID: 120836

C:\MSDCHEM\2\DATA\B010324.SEC\B24F003007.D

CT ETPH Discrimination Check

Data File Name B24F003007.D
Data File Path C:\MSDCHEM\2\DATA\B010324.SEC\
Operator PJG
Date Acquired 1/3/1924 11:04
Acq. Method File EPH04.M
Sample Name ETPH 1500
Instrument Name GCFID2

Name	Ret Time	Target Response	Average Response	*%D+/-20
n-Nonane	1.40	7642856	8937020	14
n-Decane	2.15	8061730	8937020	10
n-Dodecane	3.14	8256360	8937020	8
n-Tetradecane	3.87	8568184	8937020	4
n-Hexadecane	4.48	9097480	8937020	-2
n-Octadecane	5.02	9272026	8937020	-4
n-Eicosane	5.60	9359543	8937020	-5
n-Docosane	6.31	9098816	8937020	-2
n-Tetracosane	7.13	9169386	8937020	-3
n-Hexacosane	7.94	9231571	8937020	-3
n-Octacosane	8.68	9258175	8937020	-4
n-Triacontane	9.37	9378521	8937020	-5
n-Dotriacontane	10.00	9225624	8937020	-3
n-Tetratriacontane	10.59	9320922	8937020	-4
n-Hexatriacontane	11.15	9114099	8937020	-2

Samples

23L3359-05
23L3359-03
23L3357-04
23L3357-03
23L3357-02
23L3359-06

*One compound allowed %D</=50

C:\MSDCHEM\2\DATA\B010324\B24F003006.D

CT ETPH Discrimination Check

Data File Name B24F003006.D
Data File Path C:\MSDCHEM\2\DATA\B010324\
Operator PJG
Date Acquired 1/3/1924 10:43
Acq. Method File EPH04.M
Sample Name ETPH 1500
Instrument Name GCFID2

Name	Ret Time	Target Response	Average Response	*%D+/-20
n-Nonane	1.23	9180545	10781228	15
n-Decane	1.99	9624257	10781228	11
n-Dodecane	3.00	9852660	10781228	9
n-Tetradecane	3.73	10167109	10781228	6
n-Hexadecane	4.34	10819293	10781228	0
n-Octadecane	4.89	11065350	10781228	-3
n-Eicosane	5.43	11305377	10781228	-5
n-Docosane	6.11	11078067	10781228	-3
n-Tetracosane	6.90	11190019	10781228	-4
n-Hexacosane	7.71	11265520	10781228	-4
n-Octacosane	8.46	11263795	10781228	-4
n-Triacontane	9.14	11392487	10781228	-6
n-Dotriacontane	9.78	11177606	10781228	-4
n-Tetratriacontane	10.38	11290328	10781228	-5
n-Hexatriacontane	10.95	11046000	10781228	-2

Samples
23L3407-01RE1
23L3357-01
23L3304-04

*One compound allowed %D</=50

C:\MSDChem\4\DATA\D010424.SEC\D24F004007.D

CT ETPH Discrimination Check

Data File Name D24F004007.D
Data File Path C:\MSDChem\4\DATA\D010424.SEC\
Operator PJG
Date Acquired 1/4/1924 9:08
Acq. Method File EPH11D.M
Sample Name ETPH 1500
Instrument Name GCFID4

Name	Ret Time	Target Response	Average Response	*%D+/-20
C-9	1.69	8621193	10438633	17
C-10	2.34	9230359	10438633	12
C-12	3.29	9641159	10438633	8
C-14	4.00	10092884	10438633	3
C-16	4.62	10812925	10438633	-4
C-18	5.17	11064110	10438633	-6
C-20	5.80	11286441	10438633	-8
C-22	6.56	10997263	10438633	-5
C-24	7.41	11029054	10438633	-6
C-26	8.22	10985306	10438633	-5
C-28	8.95	10801772	10438633	-3
C-30	9.64	10797789	10438633	-3
C-32	10.27	10468389	10438633	0
C-34	10.87	10485892	10438633	0
C-36	11.42	10264966	10438633	2

Samples
23L3390-01RE1
23L3359-03RE1
23L3357-04RE1
23L3359-06RE1
23L3359-05RE1

*One compound allowed %D</=50

REASONABLE CONFIDENCE PROTOCOL
LABORATORY ANALYSIS QA/QC CERTIFICATION FORM

Laboratory Name: Pace New England

Client: Weston & Sampson

Project Location: Simsbury, CT

Project Number: 23L3357

Laboratory Sample ID(s):
23L3357-01 thru 23L3357-04

Sample Date(s):
12/21/2023

List RCP Methods Used:
CTDEP ETPH

1	For each analytical method referenced in this laboratory report package, were all specified QA/QC performance criteria followed, including the requirement to explain any criteria falling outside of acceptable guidelines, as specified in the CTDEP method-specific Reasonable Confidence Protocol documents?	☑ Yes ☐ No
1A	Were the method specified preservation and holding time requirements met?	☑ Yes ☐ No
1B	VPH and EPH Methods only: Was the VPH and EPH method conducted without significant modifications (see Section 11.3 of respective RCP methods)?	☐ Yes ☐ No ☑ N/A
2	Were all samples received by the laboratory in a condition consistent with that described on the associated chain-of-custody document(s)?	☑ Yes ☐ No
3	Were samples received at an appropriate temperature (< 6 degrees C.)?	☑ Yes ☐ No ☐ N/A
4	Were all QA/QC performance criteria specified in the CTDEP Reasonable Confidence Protocol documents achieved?	☐ Yes ☑ No
5A	Were reporting limits specified or referenced on the chain-of-custody?	☐ Yes ☑ No
5B	Were these reporting limits met?	☐ Yes ☐ No
6	For each analytical method referenced in this laboratory report package, were results reported for all constituents identified in the method-specific analyte lists presented in the Reasonable Confidence Protocol documents?	☑ Yes ☐ No
7	Are project-specific matrix spikes and laboratory duplicates included in this data set?	☐ Yes ☑ No

Notes: For all questions to which the response was "No" (with the exception of question #7), additional information must be provided in an attached narrative. If the answer to question #1, #1A, or #1B is "No", the data package does not meet the requirements for "Reasonable Confidence."
This form may not be altered and all questions must be answered.

Lisa A. Worthington

I, the undersigned, attest under the pains and penalties of perjury that, to the best of my knowledge and belief and based upon my personal inquiry of those responsible for providing the information contained in this analytical report, such information is accurate and complete.

Authorized Signature: Lisa Worthington **Position:** **Technical Representative**

Printed Name: **Lisa A. Worthington** **Date:** **01/04/24**

Name of Laboratory: **Pace New England**

This certification form is to be used for RCP methods only.