Electronic Transmittal Form for DEEP Remediation, LUST, and PCB Secure File Transfer (SFT)

DEPARTMENT OF ENERGY AND ENVIRONMENTAL PROTECTION
REMEDIATION DIVISION, PCB PROGRAM, AND
LEAKING UNDERGROUND STORAGE TANK COORDINATION PROGRAM
www.ct.gov/deep

This Electronic Transmittal Form must be completed and included as the cover sheet of your electronic document when uploading a document to the Connecticut SFT website. Requirements for Transmittals through the SFT website:

- Documents submitted through the SFT website must include all applicable figures, tables and laboratory data.
- Files must be formatted as PDF/A and use the appropriate naming convention:
  - For Remediation Filings: **REM_REMID #_SiteAddress_Town_DocumentType_DateofDocument**
  - For LUST Filings: **LUST_SiteAddress_Town_AbbreviationForDocumentType_DateofDocument**
  - For PCB Filings: **PCB_SiteAddress_Town_AbbreviationForDocumentType_DateofDocument**
  Example: LUST_1MainStreet_Hartford_ESA_01-01-2001
  Note: For "AbbreviationForDocumentType" use appropriate abbreviation at Transmittal of Documents
- If no Rem ID assigned (new filing) or REM ID is unknown leave field blank

Part I: Primary Recipient*: Remediation Program (* required)

For Remediation documents:	For PCB/LUST documents:
Primary Program*: Property Transfer	UST Facility ID: (if applicable)
Rem ID*: 4943	Spill Case Number: (if known)

Part II: Site Information

Site Name*: Simsbury Area Work Center
Site Address*: 34 Hopmeadow Street
City/Town*: Simsbury State: CT Zip Code: 06089

Secondary Programs (complete as many as applicable for this document):

Program: Select Secondary Program	Project ID:
Program: Select Secondary Program	Project ID:
Program: Select Secondary Program	Project ID:
Program: Select Secondary Program	Project ID:

Provide Project ID for each secondary program if it is known.
Each program has a unique ID (i.e. Rem ID, Spill Case #, UST Facility ID, etc.)

Part III: Document Information (document type required for appropriate program[s] only)

Remediation*: Annual Report
LUST/PCB*: LUST/PCB Document Type
Date of Document*: 4/28/2025 Version: Final

Part IV: Submitter Information

Name*: Jeffrey Willson
E-mail*: willsonj@wseinc.com
Name of business this document is being submitted on behalf of and contact person email: *
The Connecticut Light and Power Company dba Eversource Energy; drew.blicharz@eversource.com

Weston & Sampson
712 Brook Street Suite 103 | Rocky Hill, CT 06067
Tel: 860.513.1473

April 28, 2025

Ms. Claire Quinn
Remediation Division
Bureau of Water Protection and Land Reuse
Department of Energy and Environmental Protection
79 Elm Street
Hartford, CT 06106-5127

Re: Former Simsbury Area Work Center
34 Hopmeadow Street
Simsbury, Connecticut
2024 Annual Summary Report

Dear Ms. Quinn:

On behalf of Eversource Energy Service Company (Eversource), Weston & Sampson Engineers, Inc. (Weston & Sampson) submits the 2024 Annual Summary Report for the former Simsbury Area Work Center (AWC) located at 34 Hopmeadow Street in Simsbury, Connecticut (the Site). This Report provides a summary of Site activities performed in 2024 and proposed activities for 2025.

SUMMARY OF SITE ACTIVITIES IN 2024

Site-Wide Gauging and Monitoring

Groundwater monitoring and gauging are conducted at the Site (Figure 1) as part of ongoing Licensed Environmental Professional (LEP) verification services. Figure 2 illustrates the locations of Site groundwater monitoring wells and designated Areas of Potential Environmental Concern (AOPEC). Gauging measurements including depth to water and depth to product (if present) and annual monitoring of groundwater quality were performed in March 2024. All groundwater samples were submitted and analyzed by Phoenix Environmental Laboratories, Inc. (Phoenix) of Manchester, Connecticut. Blind duplicate samples were collected for Quality Assurance/Quality Control (QA/QC) purposes.

Using an oil-water interface probe, no measurable light nonaqueous phase liquid (LNAPL) was detected in any of the monitoring wells during the March gauging event. Water levels in March ranged between 4.07 feet below top of casing (ft. btoc) to 10.77 ft. btoc (Table 1).

The analytical results were compared to Connecticut Department of Energy and Environmental Protection (CTDEEP) Remediation Standard Regulations (RSR) Groundwater Protection Criteria (GWPC), Surface Water Protection Criteria (SWPC), and Residential and Industrial/Commercial Volatilization Criteria (RES VOL, I/C VOL). Refer to Tables 2A through 2I for a full summary of analytical results by AOPEC. Below is a summary table of analytical results for wells that had detections of constituents of concern (COC) in 2024 that exceed CT DEEP RSR criteria.

COC	Results
ETPH	• Exceeded the GWPC and SWPC in wells MW-310, MW-T3, MW-6, MW-10 and MW-TRW-1

Hydrocarbon fingerprint analysis was performed on groundwater samples collected from wells MW-4R and MW-6 in March 2024. Hydrocarbons were not detected above the reporting limit in the sample collected from MW-4R, but they were detected at 2.2 milligrams per liter (mg/L) in the sample collected from MW-6. The lab report noted the petroleum hydrocarbon chromatogram for MW-6 contains a multicomponent hydrocarbon distribution in the range of C12 to C36. This suggests a mixture of petroleum products, which is consistent with the Site's CSM as MW-6 is in a former fuel oil UST grave (AOPEC-3D) and is downgradient of potential impacts from transformer oil (AOPEC-3B), waste motor oil (AOPEC-3C), and/or hydraulic lift oil (AOPEC-2B) sources.

Gauging measurements and groundwater sample collection field logs for the 2024 monitoring events are included in Attachment A and laboratory reports are included in Attachment B.

Groundwater Flow Analysis

Depth to water measurements were collected from monitoring wells across the Site in March to determine groundwater flow directions. Table 1 summarizes groundwater depth to water and calculated groundwater table elevations. Figure 3 illustrates groundwater contour lines and inferred flow direction based upon the information collected during the March 2024 gauging event. Groundwater flows in a southerly direction across the Site, which is consistent with prior years.

Conceptual Site Model Update

Work to refine the Conceptual Site Model (CSM) was performed in 2024 but the CSM remains unfinished. We anticipate the CSM update will be finalized in 2025.

AOPEC-4 Final Site Investigation (FSI) Report and Completion of Investigation (COI) Form

Work was paused on this task based on refinements made to the CSM for the Site. We anticipate these documents will be finalized and submitted to CT DEEP in 2025.

ANTICIPATED SITE ACTIVITIES IN 2025

The following activities are planned for the Site in 2025:

- Perform groundwater elevation monitoring and LNAPL gauging in March 2025.
- Continue annual groundwater monitoring for specific analytical parameters at select AOPECs in March 2025. The table presented below summarizes the wells to be sampled and analyses to be performed:

2025 Groundwater Sampling Plan	
Well ID	March
MW-CCA3	E
MW-CCA5	E
MW-TRW1	E
MW-4R	E, V, P
MW-2A	E
MW-11A	E
MW-6	E

2025 Groundwater Sampling Plan (Cont.)	
Well ID	March
MW-10	E
MW-T3	E
MW-T6	E
MW-202	E
MW-203	E
MW-310	E
MW-101	E
MW-102	E, V
V-Volatile Organic Compounds (VOCs) E-Extractable Total Petroleum Hydrocarbons (ETPH) P-Polycyclic Aromatic Hydrocarbons (PAHs)	

- Continue refining the Conceptual Site Model (CSM) for the Site.
- Complete and submit a Final Site Investigation (FSI) report and Completion of Investigation (COI) form for AOPEC-4 to CTDEEP.
- Decommission and install 2 replacement monitoring wells for MW-4R and MW-CCA-3.

If you have any questions or require additional information, please contact either Drew Blicharz (860.665.5751; drew.blicharz@eversource.com) or myself (860.616.6618; willsonj@wseinc.com).

Sincerely,

WESTON & SAMPSON ENGINEERS, INC.

Jeffrey C. Willson, LEP
Team Leader

cc: Drew Blicharz (Eversource)

Attachments

FIGURES

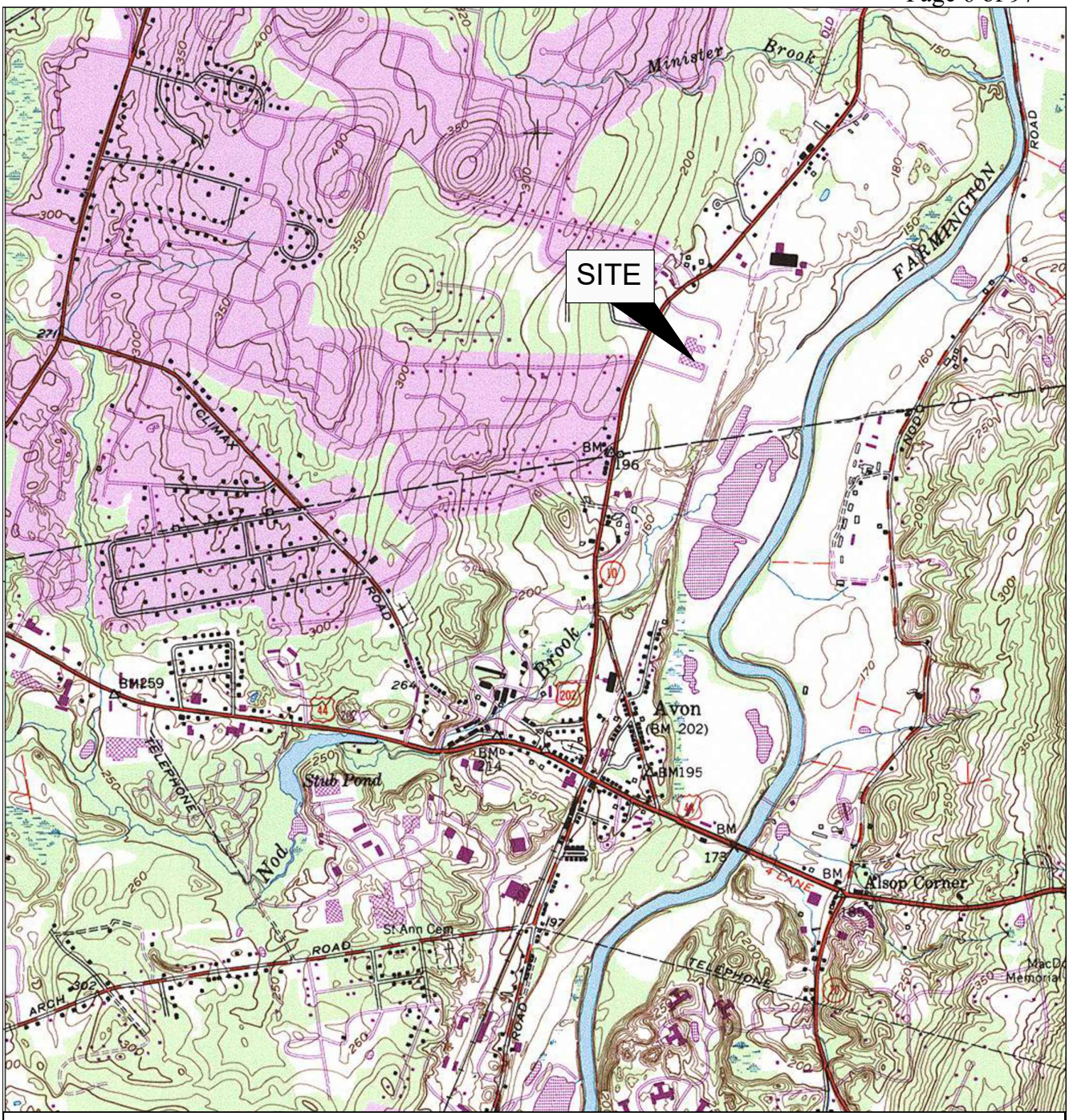

FIGURE 1
EVERSOURCE ENERGY
34 HOPMEADOW STREET, SIMSBURY, CONNECTICUT
SITE LOCUS MAP
APRIL 2025

N

Weston & Sampson℠

2,000 1,000 0 2,000
GRAPHIC SCALE

NOTE:
1. LOCUS MAP DERIVED FROM UNITED STATES GEOLOGICAL SURVEY 2002 QUADRANGLE MAP FOR SIMSBURY

WESTON AND SAMPSON ENGINEERS, INC.

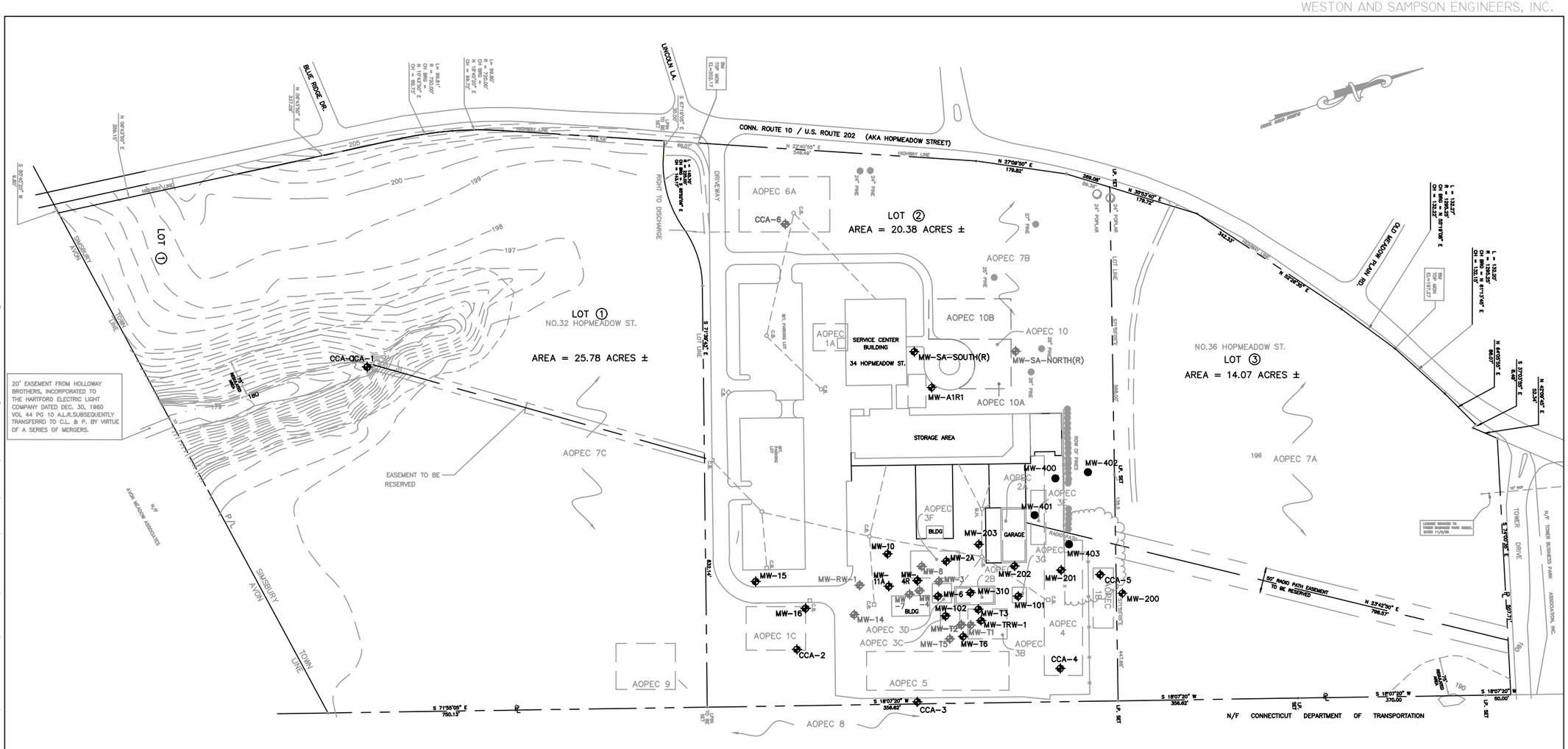

NOTE:

SITE PLAN DERIVED FROM CCA ASSOCIATES, LLC DRAWING TITLED "DRAWING NO. 1 PHASE II ESA SUBSURFACE INVESTIGATION SITE MAP", DATED NOVEMBER 2001. THE LOCATIONS AND DIMENSIONS OF ALL FEATURES ARE APPROXIMATE. THIS PLAN DEPICTS HISTORICAL CONDITIONS DATING BACK TO 2001 AND DOES NOT SHOW PRESENT-DAY PARCEL IMPROVEMENTS TO THE NORTH AND SOUTH

0 200' 400'

FIGURE 2
EVERSOURCE
FORMER SIMSBURY AREA WORK CENTER
SIMSBURY, CT
SITE PLAN
APRIL 2025

Weston & Sampson℠

P:\CT\NUSCO+Eversource\Simsbury AWC\Annual Reports\2021 Report\CAD\Simsbury AWC GW.dwg

WESTON AND SAMPSON ENGINEERS, INC.

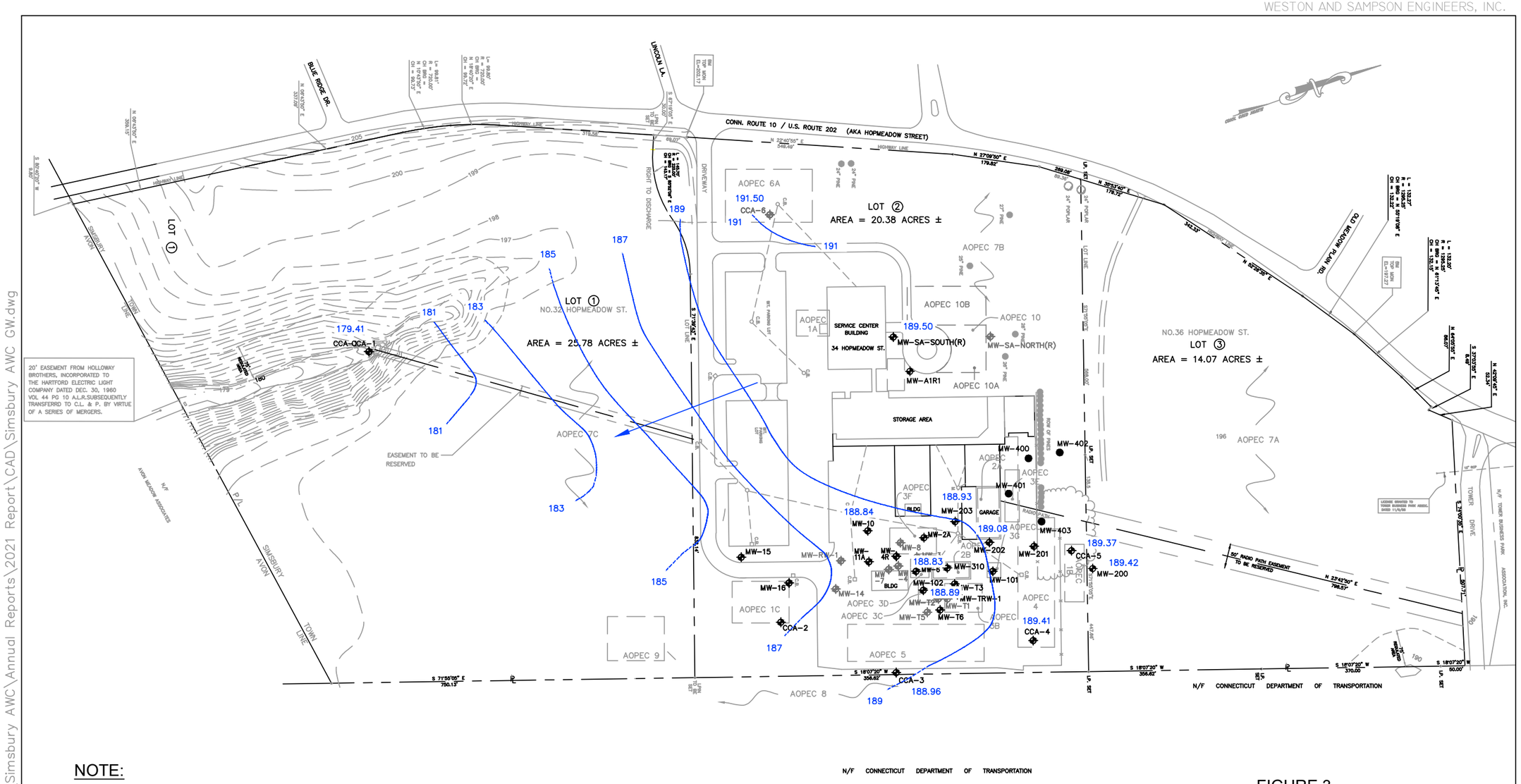

NOTE:

SITE PLAN DERIVED FROM CCA ASSOCIATES, LLC DRAWING TITLED "DRAWING NO. 1 PHASE II ESA SUBSURFACE INVESTIGATION SITE MAP", DATED NOVEMBER 2001. THE LOCATIONS AND DIMENSIONS OF ALL FEATURES ARE APPROXIMATE. THIS PLAN DEPICTS HISTORICAL CONDITIONS DATING BACK TO 2001 AND DOES NOT SHOW PRESENT-DAY PARCEL IMPROVEMENTS TO THE NORTH AND SOUTH

0 200' 400'

FIGURE 3
EVERSOURCE
FORMER SIMSBURY AREA WORK CENTER
SIMSBURY, CT
GROUNDWATER CONTOUR MAP MARCH 2024
APRIL 2025

Weston & Sampson℠

P:\CT\NUSCO+Eversource\Simsbury AWC\Annual Reports\2021 Report\CAD\Simsbury AWC GW.dwg

TABLES

TABLE 1
GROUNDWATER ELEVATIONS - 2024
FORMER SIMSBURY AREA WORK CENTER
SIMSBURY, CT

Well ID	Monitoring Well Top of Casing Elevation (ft)	Depth to Water (ft) 3/25/2024	Water Surface Elevation (ft) 3/25/2024
MW-2A	197.68	8.97	188.71
MW-4R	196.29	7.64	--
MW-6	196.22	7.39	188.83
MW-8	197.24	8.61	188.63
MW-10	196.99	8.15	188.84
MW-11A	195.48	6.8	188.68
MW-15	196.80	NM	--
MW-16	196.25	NM	--
RW-1	195.88	NM	--
MW-T1	195.52	6.31	189.21
MW-T2	195.53	6.38	189.15
MW-T3	196.42	7.57	188.85
MW-T5	194.69	NM	--
MW-T6	194.98	6.4	188.58
TRW-1	196.70	6.55	190.15
CCA-1	183.48	4.07	179.41
CCA-2	196.58	NM	--
CCA-3	195.32	6.36	188.96
CCA-4	194.89	5.48	189.41
CCA-5	198.21	8.84	189.37
CCA-6	196.37	4.87	191.50
A1R - 1	199.16	NM	--
MW - SA North (R)	198.02	8.43	189.59
MW - SA South (R)	199.32	9.82	189.50
MW-310	197.30	10.35	186.95
MW-200	197.96	8.54	189.42
MW-201	195.40	6.07	--
MW-202	196.14	7.06	189.08
MW-203	196.45	7.52	188.93
MW-101	195.35	6.18	189.17
MW-102	195.54	6.65	188.89
MW-400	--	9.87	--
MW-401	--	8.81	--
MW-402	--	10.77	--
MW-403	--	10.04	--

* Well surface elevation based on updated December 2020 survey data (except RW-1 and CCA-1)

Prepared by: WVS
Reviewed by: JCW

TABLE 2A
SUMMARY OF GROUNDWATER ANALYTICAL DATA - AOPEC #1B
FORMER SIMSBURY AREA WORK CENTER
SIMSBURY, CT

AOPEC #1B														
SAMPLE ID	REMEDIATION STANDARD REGULATIONS[1]				MW-200	MW-200	MW-200	MW-200	MW-200	MW-201	MW-201	MW-201	MW-201	MW-201
DATE SAMPLED					3/30/18	6/7/18	9/21/18	12/20/18	3/27/19	3/28/18	6/6/18	9/20/18	12/19/18	6/26/19
WORK ORDER NO.	GWPC	SWPC	RES VOL.	I/C VOL.	18C1266	18F0389	18I1034	18L1024	19C1496	18C1119	18F0263	18I0925	18L0967	19F1471
PARAMETER[2] (Units)														
Polychlorinated Biphenyls by EPA Method 8082 (ug/L)														
Total PCBs	0.5	0.5	NE	NE	BRL<0.20	BRL<0.20	BRL<0.20	BRL<0.20	NT	BRL<0.20	BRL<0.20	BRL<0.20	BRL<0.20	NT
Volatile Organic Compounds by EPA Method 8260 (ug/L)	CS	CS	CS	CS	BRL	BRL	BRL	BRL	NT	BRL	BRL	BRL	BRL	NT
Extractable Total Petroleum Hydrocarbons by CT-ETPH method (mg/L)	0.25	0.25	NE	NE	BRL<0.073	BRL<0.072	**0.093**	**0.11**	BRL <0.15	**0.21**	**0.13**	**0.084**	**0.13**	BRL <0.14

AOPEC #1B														
SAMPLE ID	REMEDIATION STANDARD REGULATIONS[1]				MW-CCA-5	MW-CCA-5	MW-CCA-5	MW-CCA-5	MW-CCA-5	MW-CCA-5	MW-CCA-5	MW-CCA-5	MW-CCA-5	MW-CCA-5
DATE SAMPLED					3/30/18	6/7/18	9/21/18	12/20/18	3/27/19	3/19/20	3/29/21	3/23/22	3/21/23	3/25/24
WORK ORDER NO.	GWPC	SWPC	RES VOL.	I/C VOL.	18C1266	18F0389	18I1034	18L1024	19C1496	20C0945	21C1462	22C1609	23C2517	GCQ36002
PARAMETER[2] (Units)														
Polychlorinated Biphenyls by EPA Method 8082 (ug/L)														
Total PCBs	0.5	0.5	NE	NE	BRL<0.20	BRL<0.20	BRL<0.20	BRL<0.20	NT	NT	NT	NT	NT	NA
Volatile Organic Compounds by EPA Method 8260 (ug/L)	CS	CS	CS	CS	BRL	BRL	BRL	BRL	NT	NT	NT	NT	NT	NA
Extractable Total Petroleum Hydrocarbons by CT-ETPH method (mg/L)	0.25	0.25	NE	NE	**0.091**	**0.093**	**0.094**	**0.13**	BRL <0.15	BRL <0.15	BRL <0.14	BRL <0.15	BRL <0.20	BRL <0.066

NOTES:
1. Analytical results compared to Connecticut Remediation Standard Regulations (January 1996; revised February 16, 2021).
2. Only compounds that were detected are provided in this table. For a complete list of analytes refer to laboratory report.

mg/L = milligrams per liter
ug/L = micrograms per liter
BRL = below reporting limit
CS = compound specific
BOLD = compound detected at that concentration.
NT = not tested
BRL <# = Below Reporting Limit (Reporting Limit Provided)

GWPC = Groundwater Protection Criteria
SWPC = Surface Water Protection Criteria
RES VOL. = Residential Volatilization Critera
I/C VOL. = Industrial / Commercial Volatilization Critera
NE = not established by CT DEEP
-- = not applicable

= Exceeds GWPC
= Exceeds SWPC
= Exceeds GWPC and SWPC

Prepared by: LMW
Reviewed by: JCW

TABLE 2B
SUMMARY OF GROUNDWATER ANALYTICAL DATA - AOPEC #2A
FORMER SIMSBURY AREA WORK CENTER
SIMSBURY, CT

AOPEC #2A														
SAMPLE ID	REMEDIATION STANDARD REGULATIONS[1]				MW-CCA-5	MW-CCA-5	MW-CCA-5	MW-CCA-5	MW-CCA-5	MW-CCA-5	MW-CCA-5	MW-CCA-5	MW-CCA-5	MW-CCA-5
DATE SAMPLED					3/30/18	6/7/18	9/21/18	12/20/18	3/27/19	3/19/20	3/29/21	3/23/22	3/21/23	3/25/24
WORK ORDER NO.	GWPC	SWPC	RES VOL.	I/C VOL.	18C1266	18F0389	18I1034	18L1024	19C1496	20C0945	211462	22C1609	23C2517	GCQ36002
PARAMETER[2] (Units)														
Polychlorinated Biphenyls by EPA Method 8082 (ug/L)														
Total PCBs	0.5	0.5	NE	NE	BRL<0.20	BRL<0.20	BRL<0.20	BRL<0.20	NT	NT	NT	NA	NA	NA
Extractable Total Petroleum Hydrocarbons by CT-ETPH method (mg/L)	0.25	0.25	NE	NE	**0.091**	**0.093**	**0.094**	**0.13**	BRL <0.15	BRL <0.15	BRL <0.15	BRL <0.15	BRL <0.20	BRL <0.066

AOPEC #2A															
SAMPLE ID	REMEDIATION STANDARD REGULATIONS[1]				MW-202	MW-202	MW-202	MW-202	MW-202	MW-202	MW-202	MW-202	MW-202	DUP-1 / Duplicate of MW-202	MW-202
DATE SAMPLED					3/28/18	6/6/18	9/21/18	12/19/18	3/26/19	3/18/20	3/29/21	3/23/22	3/21/23	3/21/23	3/25/24
WORK ORDER NO.	GWPC	SWPC	RES VOL.	I/C VOL.	18C1119	18F0263	18I1034	18L0967	19C1457	20C0945	21C1462	22C1609	23C2517	23C2517	GCQ36011
PARAMETER[2] (Units)															
Polychlorinated Biphenyls by EPA Method 8082 (ug/L)															
Total PCBs	0.5	0.5	NE	NE	NA	BRL<0.20	NT	NT	NT	NT	NT	NT	NT	NT	NT
Extractable Total Petroleum Hydrocarbons by CT-ETPH method (mg/L)	0.25	0.25	NE	NE	**0.30**	**0.25**	**0.14**	**0.16**	BRL <0.15	BRL <0.14	**0.21**	**0.32****	BRL <0.20	BRL <0.20	BRL <0.067

AOPEC # 2A												
SAMPLE ID	REMEDIATION STANDARD REGULATIONS[1]				MW-203	MW-203	MW-203	MW-203	MW-203	MW-203	DUP-1 / Duplicate of MW-203	MW-203
DATE SAMPLED					3/28/18	6/6/18	9/21/18	12/19/18	3/26/19	6/26/19	6/26/19	9/19/19
WORK ORDER NO.	GWPC	SWPC	RES VOL.	I/C VOL.	18C1119	18F0263	18I1034	18L0967	19C1457	19F1471	19F1471	19I1044
PARAMETER[2] (Units)												
Polychlorinated Biphenyls by EPA Method 8082 (ug/L)												
Total PCBs	0.5	0.5	NE	NE	BRL<0.20	NT	NT	NT	BRL<0.20	BRL<0.20	BRL<0.20	BRL<0.20
Extractable Total Petroleum Hydrocarbons by CT-ETPH method (mg/L)	0.25	0.25	NE	NE	**0.22**	**0.14**	**0.14**	**0.23**	**0.22**	NT	NT	NT

AOPEC # 2A												
SAMPLE ID	REMEDIATION STANDARD REGULATIONS[1]				DUP-2 / Duplicate of MW-203	MW-203	MW-203	MW-203	MW-203	MW-203	MW-203	DUP-2 / Duplicate of MW-203
DATE SAMPLED					9/19/19	12/16/19	3/18/20	3/29/21	3/23/22	3/21/23	3/25/24	3/25/24
WORK ORDER NO.	GWPC	SWPC	RES VOL.	I/C VOL.	19I1044	19L0801	20C0945	21C1462	22C1512	23C2517	GCQ36012	GCQ36017
PARAMETER[2] (Units)												
Polychlorinated Biphenyls by EPA Method 8082 (ug/L)												
Total PCBs	0.5	0.5	NE	NE	BRL<0.20	BRL<0.20	NT	NT	NT	NT	NT	NT
Extractable Total Petroleum Hydrocarbons by CT-ETPH method (mg/L)	0.25	0.25	NE	NE	NT	NT	BRL <0.15	BRL <0.15	**0.31**	BRL <0.20	BRL <0.067	BRL <0.067

NOTES:
1. Analytical results compared to Connecticut Remediation Standard Regulations (January 1996; revised February 16, 2021).
2. Only compounds that were detected are provided in this table. For a complete list of analytes refer to laboratory report.
** sample was additionally analyzed for EPH/VPH and results were BRL
mg/L = milligrams per liter
ug/L = micrograms per liter
BRL = below reporting limit
CS = compound specific
BOLD = compound detected at that concentration.
NT = not tested
BRL <# = Below Reporting Limit (Reporting Limit Provided)

GWPC = Groundwater Protection Criteria
SWPC = Surface Water Protection Criteria
RES VOL. = Residential Volatilization Critera
I/C VOL. = Industrial / Commercial Volatilization Critera
NE = not established by CT DEEP
-- = not applicable

= Exceeds GWPC
= Exceeds SWPC
= Exceeds GWPC and SWPC

Prepared by: LMW
Reviewed by: JCW

TABLE 2C
SUMMARY OF GROUNDWATER ANALYTICAL DATA - AOPEC #2B
FORMER SIMSBURY AREA WORK CENTER
SIMSBURY, CT

AOPEC #2B													
SAMPLE ID	REMEDIATION STANDARD REGULATIONS[1]				MW-6	MW-6	DUP-1 / Duplicate of MW-6	MW-6	MW-6	MW-6	MW-6	MW-6	DUP-1 / Duplicate of MW-6
DATE SAMPLED					3/29/18	3/26/19	3/26/19	3/18/20	6/30/20	9/24/20	12/4/20	3/29/21	3/29/21
WORK ORDER NO.	GWPC	SWPC	RES VOL.	I/C VOL.	18C1185	19C1457	19C1457	20C0945	20F1463	20I1305	20L0303	21C1462	21C1462
PARAMETER[2] (Units)													
Polychlorinated Biphenyls by EPA Method 8082 (ug/L)													
Total PCBs	0.5	0.5	NE	NE	BRL<0.20	NT	BRL<0.20	NT	NT	NT	NT	NT	NT
Extractable Total Petroleum Hydrocarbons by CT-ETPH method (mg/L)	0.25	0.25	NE	NE	**0.15**	**0.52**	**9.1**	BRL <0.15	BRL <0.15	**0.45**	BRL <0.15	BRL <0.14	BRL <0.15

AOPEC #2B													
SAMPLE ID	REMEDIATION STANDARD REGULATIONS[1]				MW-6	DUP-1 / Duplicate of MW-6	MW-6	DUP-1 / Duplicate of MW-6	MW-6	MW-6	MW-6	DUP-1 / Duplicate of MW-6	MW-6
DATE SAMPLED					6/18/21	6/18/21	9/22/21	9/22/21	12/28/21	3/23/22	6/29/22	6/29/22	9/21/22
WORK ORDER NO.	GWPC	SWPC	RES VOL.	I/C VOL.	21F1114	21F1114	21I1196	21I1196	21L1949	--	22F2039	22F2039	22I1232
PARAMETER[2] (Units)													
Polychlorinated Biphenyls by EPA Method 8082 (ug/L)										Not Sampled (Damaged)			
Total PCBs	0.5	0.5	NE	NE	NT	NT	NT	NT	NT		NT	NT	NT
Extractable Total Petroleum Hydrocarbons by CT-ETPH method (mg/L)	0.25	0.25	NE	NE	BRL <0.14	BRL <0.15	**0.75**	**0.78**	BRL <0.15		**0.22**	**0.17**	**0.15**

AOPEC #2B												
SAMPLE ID	REMEDIATION STANDARD REGULATIONS[1]				DUP-2 / Duplicate of MW-6	MW-6	MW-6	MW-6	MW-6	MW-6	DUP-2 / Duplicate of MW-6	MW-6
DATE SAMPLED					9/21/22	12/20/22	3/21/23	6/22/23	9/19/23	12/21/23	12/21/23	3/25/24
WORK ORDER NO.	GWPC	SWPC	RES VOL.	I/C VOL.	22I1232	22L2755	23C2517	23F3199	23I2626	23L3359	23L3359	GCQ36007
PARAMETER[2] (Units)												
Polychlorinated Biphenyls by EPA Method 8082 (ug/L)												
Total PCBs	0.5	0.5	NE	NE	NT	NT	NT	NT	NT	NT	NT	NT
Extractable Total Petroleum Hydrocarbons by CT-ETPH method (mg/L)	0.25	0.25	NE	NE	**0.15**	**0.26**	BRL <0.20	BRL <0.20	BRL <0.19	BRL <0.19	BRL <0.20	**2.2**
Total Petroleum Hydrocarbons Fingerprint by EPA Method 8015 modified (mg/L)	NE	NE	NE	NE	NT	NT	NT	NT	NT	NT	NT	**2.2**

AOPEC #2B											
SAMPLE ID	REMEDIATION STANDARD REGULATIONS[1]				MW-310	MW-310	MW-310	MW-310	MW-310	MW-310	MW-310
DATE SAMPLED					3/28/18	3/26/19	3/19/20	3/29/21	3/24/22	3/21/23	3/29/24
WORK ORDER NO.	GWPC	SWPC	RES VOL.	I/C VOL.	18C1119	19C1457	20C0945	21C1462	22C1609	23C2517	GCQ39262
PARAMETER[2] (Units)											
Polychlorinated Biphenyls by EPA Method 8082 (ug/L)											
Total PCBs	0.5	0.5	NE	NE	NT	NT	NT	NT	NT	NT	NT
Extractable Total Petroleum Hydrocarbons by CT-ETPH method (mg/L)	0.25	0.25	NE	NE	**4.2**	**0.35**	**7.7**	**8.1**	**6.5**	**4.0**	**0.95**

AOPEC #2B											
SAMPLE ID	REMEDIATION STANDARD REGULATIONS[1]				MW-T3	MW-T3	MW-T3	MW-T3	MW-T3	MW-T3	MW-T3
DATE SAMPLED					3/30/18	3/26/19	3/18/20	3/29/21	3/23/22	3/21/23	3/25/24
WORK ORDER NO.	GWPC	SWPC	RES VOL.	I/C VOL.	18C1266	19C1457	20C0945	21C1462	22C1512	23C2517	GCQ36009
PARAMETER[2] (Units)											
Polychlorinated Biphenyls by EPA Method 8082 (ug/L)											
Total PCBs	0.5	0.5	NE	NE	NT	NT	NT	NT	NT	NT	NT
Extractable Total Petroleum Hydrocarbons by CT-ETPH method (mg/L)	0.25	0.25	NE	NE	**4.7**	**3.9**	**3.4**	**2.9**	**2.3**	**2.1****	**0.67**

NOTES:
1. Analytical results compared to Connecticut Remediation Standard Regulations (January 1996; revised February 16, 2021).
2. Only compounds that were detected are provided in this table. For a complete list of analytes refer to laboratory report.
** sample was additionally analyzed for EPH/VPH and results were BRL
mg/L = milligrams per liter
ug/L = micrograms per liter
BRL = below reporting limit
CS = compound specific
BOLD = compound detected at that concentration.
NT = not tested
BRL <# = Below Reporting Limit (Reporting Limit Provided)

GWPC = Groundwater Protection Criteria
SWPC = Surface Water Protection Criteria
RES VOL. = Residential Volatilization Critera
I/C VOL. = Industrial / Commercial Volatilization Critera
NE = not established by CT DEEP
-- = not applicable

= Exceeds GWPC
= Exceeds SWPC
= Exceeds GWPC and SWPC

Prepared by: LMW
Reviewed by: JCW

TABLE 2D
SUMMARY OF GROUNDWATER ANALYTICAL DATA - AOPEC #3B
FORMER SIMSBURY AREA WORK CENTER
SIMSBURY, CT

AOPEC #3B																	
SAMPLE ID	REMEDIATION STANDARD REGULATIONS[1]				MW-6	MW-6	DUP-1 / Duplicate of MW-6	MW-6	MW-6	MW-6	MW-6	DUP-1 / Duplicate of MW-6	MW-6	DUP-1 / Duplicate of MW-6	MW-6	DUP-1 / Duplicate of MW-6	MW-6	DUP-1 / Duplicate of MW-6
DATE SAMPLED					3/19/18	3/26/19	3/26/19	3/18/20	6/30/20	9/24/20	12/4/20	12/4/20	3/29/21	3/29/21	6/18/21	6/18/21	9/22/21	9/22/21
WORK ORDER NO.	GWPC	SWPC	RES VOL.	I/C VOL.	18C1185	19C1457	19C1457	20C0945	20F143	20I1305	20L0303	20L0303	21C1462	21C1462	21F1114	21F1114	21I1196	21I1196
PARAMETER[2] (Units)																		
Polychlorinated Biphenyls by EPA Method 8082 (ug/L)																		
Total PCBs	0.5	0.5	NE	NE	BRL<0.20	NT	NT	NT	NT	NT	NT	NT	NT	NT	NT	NT	NT	NT
Volatile Organic Compounds by EPA Method 8260 (ug/L)	CS	CS	CS	CS	BRL	NT	NT	NT	NT	NT	NT	NT	NT	NT	NT	NT	NT	NT
Semivolatile Organic Compounds by EPA Method 8270 (ug/L)	CS	CS	CS	CS	BRL	NT	NT	NT	NT	NT	NT	NT	NT	NT	NT	NT	NT	NT
Extractable Total Petroleum Hydrocarbons by CT-ETPH method (mg/L)	0.25	0.25	NE	NE	**0.15**	**0.52**	**9.1**	BRL <0.15	BRL <0.15	**0.45**	BRL <0.15	BRL <0.15	BRL <0.14	BRL <0.15	BRL <0.14	BRL <0.15	**0.75**	**0.78**
Total RCRA 8 Metals by EPA Method 6010B (ug/L)																		
Chromium[3]	**50**	**110**	**NE**	**NE**	**5.9**	NT	NT	NT	NT	NT	NT	NT	NT	NT	NT	NT	NT	NT

AOPEC #3B																	
SAMPLE ID	REMEDIATION STANDARD REGULATIONS[1]				MW-6	MW-6	MW-6	DUP-1 / Duplicate of MW-6	MW-6	DUP-2 / Duplicate of MW-6	MW-6	MW-6	MW-6	MW-6	MW-6	DUP-2 / Duplicate of MW-6	MW-6
DATE SAMPLED					12/28/21	3/23/22	6/29/22	6/29/22	9/21/22	9/21/22	12/20/22	3/21/23	6/22/23	9/19/23	12/21/23	12/21/23	3/25/24
WORK ORDER NO.	GWPC	SWPC	RES VOL.	I/C VOL.	21L1949	--	22F2039	22F2039	22I1232	22I1232	22L2755	23C2517	23F3199	23I2626	23L3359	23L3359	GCQ36007
PARAMETER[2] (Units)																	
Polychlorinated Biphenyls by EPA Method 8082 (ug/L)																	
Total PCBs	0.5	0.5	NE	NE	NT		NT	NT	NT	NT	NT	NT	NT	NT	NT	NT	NT
Volatile Organic Compounds by EPA Method 8260 (ug/L)	CS	CS	CS	CS	NT		NT	NT	NT	NT	NT	NT	NT	NT	NT	NT	NT
Semivolatile Organic Compounds by EPA Method 8270 (ug/L)	CS	CS	CS	CS	NT		NT	NT	NT	NT	NT	NT	NT	NT	NT	NT	NT
Extractable Total Petroleum Hydrocarbons by CT-ETPH method (mg/L)	0.25	0.25	NE	NE	BRL <0.15		**0.22**	**0.17**	**0.15**	**0.15**	**0.26**	BRL <0.20	BRL <0.20	BRL <0.19	BRL <0.19	BRL <0.20	**2.2**
Total Petroleum Hydrocarbons Fingerprint by EPA Method 8015 modified (mg/L)	NE	NE	NE	NE	NT		NT	NT	NT	NT	NT	NT	NT	NT	NT	NT	**2.2**
Total RCRA 8 Metals by EPA Method 6010B (ug/L)																	
Chromium[3]	**50**	**110**	**NE**	**NE**	NT		NT	NT	NT	NT	NT	NT	NT	NT	NT	NT	NT

Not Sampled (Damaged)

AOPEC #3B																	
SAMPLE ID	REMEDIATION STANDARD REGULATIONS[1]				MW-T3	MW-T3	MW-T3	MW-T3	MW-T3	MW-T3	MW-T3	MW-T6	MW-T6	MW-T6	MW-T6	MW-T6	MW-T6	MW-T6
DATE SAMPLED					3/30/18	3/26/19	3/18/20	3/29/21	3/22/22	3/21/23	3/25/24	3/30/18	3/26/19	3/18/20	3/29/21	3/22/22	3/21/23	3/25/24
WORK ORDER NO.	GWPC	SWPC	RES VOL.	I/C VOL.	18C1266	19C1457	20C0945	21C1462	22C1512	23C2517	GCQ36009	18C1266	19C1457	20C0945	21C1462	22C1512	23C2517	GCQ36010
PARAMETER[2] (Units)																		
Polychlorinated Biphenyls by EPA Method 8082 (ug/L)																		
Total PCBs	0.5	0.5	NE	NE	NT	NT	NT	NT	NT	NT	NT	NT	NT	NT	NT	NT	NT	NT
Volatile Organic Compounds by EPA Method 8260 (ug/L)	CS	CS	CS	CS	NT	NT	NT	NT	NT	NT	NT	NT	NT	NT	NT	NT	NT	NT
Semivolatile Organic Compounds by EPA Method 8270 (ug/L)	CS	CS	CS	CS	NT	NT	NT	NT	NT	NT	NT	NT	NT	NT	NT	NT	NT	NT
Extractable Total Petroleum Hydrocarbons by CT-ETPH method (mg/L)	0.25	0.25	NE	NE	**4.7**	**3.9**	**3.4**	**2.9**	**2.3**	**2.1****	**0.67**	**0.13**	**0.17**	BRL <0.14	BRL <0.14	**0.26****	BRL <0.20	BRL <0.069
Total RCRA 8 Metals by EPA Method 6010B (ug/L)																		
Chromium[3]	**50**	**110**	**NE**	**NE**	NT	NT	NT	BRL<5.0	NT	NT	NT	NT	NT	NT	NT	NT	NT	NT

AOPEC #3B																
SAMPLE ID	REMEDIATION STANDARD REGULATIONS[1]				MW-TRW1	MW-TRW1	MW-TRW1	MW-TRW1	MW-TRW1	MW-TRW1	MW-TRW1	MW-CCA-4	MW-CCA-4	MW-CCA-4	MW-CCA-4	MW-CCA-4
DATE SAMPLED					3/30/18	3/27/19	3/18/20	3/29/21	3/22/22	3/21/23	3/25/24	3/28/18	6/6/18	9/20/18	12/20/18	3/19/20
WORK ORDER NO.	GWPC	SWPC	RES VOL.	I/C VOL.	19C1496	20C0945	21C1462	22C1512	18C1119	23C2517	GCQ36003	18C1119	18I0925	18I1024	20C0945	20C0945
PARAMETER[2] (Units)																
Polychlorinated Biphenyls by EPA Method 8082 (ug/L)																
Total PCBs	0.5	0.5	NE	NE	NT	NT	NT	NT	NT	NT	NT	BRL<0.20	NT	NT	NT	NT
Volatile Organic Compounds by EPA Method 8260 (ug/L)	CS	CS	CS	CS	NT	NT	NT	NT	NT	NT	NT	BRL	NT	NT	NT	NT
Semivolatile Organic Compounds by EPA Method 8270 (ug/L)	CS	CS	CS	CS	NT	NT	NT	NT	NT	NT	NT	BRL	BRL	BRL	BRL	BRL
Extractable Total Petroleum Hydrocarbons by CT-ETPH method (mg/L)	0.25	0.25	NE	NE	**1.2**	**0.67**	**0.64**	**1.1**	**1.3****	**0.49**	**0.47**	BRL <0.075	**0.081**	**0.11**	BRL <0.15	BRL <0.16
Total RCRA 8 Metals by EPA Method 6010B (ug/L)																
Chromium[3]	**50**	**110**	**NE**	**NE**	NT	NT	NT	NT	NT	NT	NT	BRL<5.0	BRL<5.0	BRL<5.0	NT	NT

NOTES:
1. Analytical results compared to Connecticut Remediation Standard Regulations (January 1996; revised February 16, 2021).
2. Only compounds that were detected are provided in this table. For a complete list of analytes refer to laboratory report.
3. SWPC for chromium is based on the (more restrictive) hexavalent species (Cr^{+6})

** sample was additionally analyzed for EPH/VPH and results were BRL
mg/L = milligrams per liter
ug/L = micrograms per liter
BRL = below reporting limit
CS = compound specific
BOLD = compound detected at that concentration.
NT = not tested
BRL <# = Below Reporting Limit (Reporting Limit Provided)

GWPC = Groundwater Protection Criteria
SWPC = Surface Water Protection Criteria
RES VOL. = Residential Volatilization Critera
I/C VOL. = Industrial / Commercial Volatilization Critera
NE = not established by CT DEEP
-- = not applicable

= Exceeds GWPC
= Exceeds SWPC
= Exceeds GWPC and SWPC

Prepared by: LMW
Reviewed by: JCW

TABLE 2E
SUMMARY OF GROUNDWATER ANALYTICAL DATA - AOPEC #3C
FORMER SIMSBURY AREA WORK CENTER
SIMSBURY, CT

AOPEC #3C													
SAMPLE ID	REMEDIATION STANDARD REGULATIONS[1]				MW-102	MW-102	MW-102	MW-102	MW-102	MW-102	MW-102	MW-102	MW-102
DATE SAMPLED					12/16/19	3/18/20	6/30/20	9/24/20	12/4/20	3/29/21	6/18/21	9/22/21	12/28/21
WORK ORDER NO.	GWPC	SWPC	RES VOL.	I/C VOL.	19L0801	20C0945	--	20I1305	-	21C1462	21F1114	21I1196	21L1949
PARAMETER[2] (Units)							Well Dry		Well Dry				
Polychlorinated Biphenyls by EPA Method 8082 (ug/L)													
Total PCBs	0.5	0.5	NE	NE	BRL<0.20	NT		NT		NT	NT	NT	NT
Volatile Organic Compounds by EPA Method 8260 (ug/L)													
Chloroform	6	14,100	26	62	**0.72**	BRL <1.0		BRL <0.50		NT	BRL <0.50	NT	BRL <0.50
Semivolatile Organic Compounds by EPA Method 8270 (ug/L)	CS	CS	CS	CS	NT	NT		NT		NT	NT	NT	NT
Extractable Total Petroleum Hydrocarbons by CT-ETPH method (mg/L)	0.25	0.25	NE	NE	**0.32**	**0.25**		**0.45**		**2.9**	**0.45**	**0.48**	**0.35**
Total RCRA 8 Metals by EPA Method 6010B (ug/L)													
Barium	1,000	2,200*	NE	NE	**100**	NT		NT		NT	NT	NT	NT
Chromium[3]	50	110	NE	NE	**2.9**	NT		NT		NT	NT	NT	NT

AOPEC #3C													
SAMPLE ID	REMEDIATION STANDARD REGULATIONS[1]				MW-102	MW-102	MW-102	MW-102	MW-102	MW-102	MW-102	MW-102	MW-102
DATE SAMPLED					3/22/22	6/29/22	9/21/22	12/20/22	3/21/23	6/22/23	9/19/23	12/21/23	3/25/24
WORK ORDER NO.	GWPC	SWPC	RES VOL.	I/C VOL.	22C1512	22F2039	--	--	23C2517	23F3199	23I2626	23L3359	GCQ36015
PARAMETER[2] (Units)							Well Dry	Well Dry					
Polychlorinated Biphenyls by EPA Method 8082 (ug/L)													
Total PCBs	0.5	0.5	NE	NE	NT	NT			NT	NT	NT	NT	NT
Volatile Organic Compounds by EPA Method 8260 (ug/L)													
Chloroform	6	14,100	26	62	BRL <0.50	BRL <0.50			BRL <0.50	BRL <0.50	NT	BRL <0.50	BRL <0.1
Semivolatile Organic Compounds by EPA Method 8270 (ug/L)	CS	CS	CS	CS	NT	NT			NT	NT	NT	NT	NT
Extractable Total Petroleum Hydrocarbons by CT-ETPH method (mg/L)	0.25	0.25	NE	NE	**0.51**	**0.50**			**0.27**	**0.43**	**0.36**	BRL <0.20	BRL <0.067
Total RCRA 8 Metals by EPA Method 6010B (ug/L)													
Barium	1,000	2,200*	NE	NE	NT	NT			NT	NT	NT	NT	NT
Chromium[3]	50	110	NE	NE	NT	NT			NT	NT	NT	NT	NT

NOTES:
1. Analytical results compared to Connecticut Remediation Standard Regulations (January 1996; revised February 16, 2021).
2. Only compounds that were detected are provided in this table. For a complete list of analytes refer to laboratory report.
3. SWPC for chromium is based on the more restrictive hexavalent species (Cr^{+6})

*These criteria are available through the submission and approval of a Request for Approval of Criteria for Additional Polluting Substances and Certain Alternative Criteria Form.

mg/L = milligrams per liter
ug/L = micrograms per liter
BRL = below reporting limit
CS = compound specific
BOLD = compound detected at that concentration.
BRL <# = Below Reporting Limit (Reporting Limit Provided)

GWPC = Groundwater Protection Criteria
SWPC = Surface Water Protection Criteria
RES VOL. = Residential Volatilization Critera
I/C VOL. = Industrial / Commercial Volatilization Critera
NE = not established by CT DEEP
-- = not applicable

= Exceeds GWPC
= Exceeds SWPC
= Exceeds GWPC and SWPC

Prepared by: LMW
Reviewed by: JCW

TABLE 2F
SUMMARY OF GROUNDWATER ANALYTICAL DATA - AOPEC #3D
FORMER SIMSBURY AREA WORK CENTER
SIMSBURY, CT

AOPEC #3D															
SAMPLE ID	REMEDIATION STANDARD REGULATIONS[1]				MW-6	MW-6	DUP-1/ Duplicate of MW-6	MW-6	DUP-2/ Duplicate of MW-6	MW-6	DUP-1/ Duplicate of MW-6	MW-6	MW-6	MW-6	MW-6
DATE SAMPLED					3/19/18	3/26/19	3/26/19	6/26/19	6/26/19	9/19/19	9/19/19	12/16/19	3/18/20	6/30/20	9/24/20
WORK ORDER NO.	GWPC	SWPC	RES VOL.	I/C VOL.	18C1185	19C1457	19C1457	19F1471	19F1471	19I1044	19I1044	19L0801	20C0945	20F1463	20I1305
PARAMETER[2] (Units)															
Volatile Organic Compounds by EPA Method 8260 (ug/L)	CS	CS	CS	CS	BRL	NT	NT	BRL	BRL	BRL	BRL	BRL	NT	NT	NT
Semivolatile Organic Compounds by EPA Method 8270 (ug/L)	CS	CS	--	-	BRL	NT	NT	BRL	BRL	NT	NT	NT	NT	NT	NT
Polycyclic Aromatic Hydrocarbons by EPA Method 8270 via SIM (ug/L)															
Benzo(b)fluoranthene	0.08	0.3	--	--	NT	BRL	BRL	NT	NT	BRL	BRL	BRL	NT	NT	NT
Extractable Total Petroleum Hydrocarbons by CT-ETPH method (mg/L)	0.25	0.25	NE	NE	**0.15**	**0.52**	**9.1**	**1.2**	**1.2**	**0.19**	**0.18**	**0.15**	BRL <0.15	BRL <0.15	**0.45**

AOPEC #3D															
SAMPLE ID	REMEDIATION STANDARD REGULATIONS[1]				MW-6	DUP-1 / Duplicate of MW-6	MW-6	DUP-1 / Duplicate of MW-6	MW-6	DUP-1 / Duplicate of MW-6	MW-6	DUP-1 / Duplicate of MW-6	MW-6	MW-6	MW-6
DATE SAMPLED					12/4/20	12/4/20	3/29/21	3/29/21	6/18/21	6/18/21	9/22/21	9/22/21	12/28/21	3/23/22	6/29/22
WORK ORDER NO.	GWPC	SWPC	RES VOL.	I/C VOL.	20L0303	20L0303	21C1462	21C1462	21F1114	21F1114	21I1196	21I1196	21L1949	--	22F2039
PARAMETER[2] (Units)															
Volatile Organic Compounds by EPA Method 8260 (ug/L)	CS	CS	CS	CS	NT	NT	NT	NT	NT	NT	NT	NT	NT	Not Sampled (Damaged)	NT
Semivolatile Organic Compounds by EPA Method 8270 (ug/L)	CS	CS	--	-	NT	NT	NT	NT	NT	NT	NT	NT	NT		NT
Polycyclic Aromatic Hydrocarbons by EPA Method 8270 via SIM (ug/L)															
Benzo(b)fluoranthene	0.08	0.3	--	--	NT	NT	NT	NT	NT	NT	NT	NT	NT		NT
Extractable Total Petroleum Hydrocarbons by CT-ETPH method (mg/L)	0.25	0.25	NE	NE	BRL <0.15	BRL <0.15	BRL <0.14	BRL <0.15	BRL <0.14	BRL <0.15	**0.75**	**0.78**	BRL <0.15		**0.22**

AOPEC #3D														
SAMPLE ID	REMEDIATION STANDARD REGULATIONS[1]				DUP-1 / Duplicate of MW-6	MW-6	DUP-2 / Duplicate of MW-6	MW-6	MW-6	MW-6	MW-6	MW-6	DUP-2 / Duplicate of MW-6	MW-6
DATE SAMPLED					6/29/22	9/21/22	9/21/22	12/20/22	3/21/23	6/22/23	9/19/23	12/21/23	12/21/23	3/25/24
WORK ORDER NO.	GWPC	SWPC	RES VOL.	I/C VOL.	22F2039	22I1232	22I1232	22L2755	23C2517	23F3199	23I2626	23L3359	23L3359	GCQ36007
PARAMETER[2] (Units)														
Volatile Organic Compounds by EPA Method 8260 (ug/L)	CS	CS	CS	CS	NT	NT	NT	NT	NT	NT	NT	NT	NT	NT
Semivolatile Organic Compounds by EPA Method 8270 (ug/L)	CS	CS	--	-	NT	NT	NT	NT	NT	NT	NT	NT	NT	NT
Polycyclic Aromatic Hydrocarbons by EPA Method 8270 via SIM (ug/L)														
Benzo(b)fluoranthene	0.08	0.3	--	--	NT	NT	NT	NT	NT	NT	NT	NT	NT	NT
Extractable Total Petroleum Hydrocarbons by CT-ETPH method (mg/L)	0.25	0.25	NE	NE	**0.17**	**0.15**	**0.15**	**0.26**	BRL <0.20	BRL <0.20	BRL <0.19	BRL <0.19	BRL <0.20	**2.2**
Total Petroleum Hydrocarbon Fingerprint by EPA method 8015 modified (mg/L)	NE	NE	NE	NE	NT	NT	NT	NT	NT	NT	NT	NT	NT	**2.2**

NOTES:
1. Analytical results compared to Connecticut Remediation Standard Regulations (January 1996; revised February 16, 2021).
2. Only compounds that were detected are provided in this table. For a complete list of analytes refer to laboratory report.

mg/L = milligrams per liter
ug/L = micrograms per liter
BRL = below reporting limit
CS = compound specific
BOLD = compound detected at that concentration.
NT = not tested
BRL <# = Below Reporting Limit (Reporting Limit Provided)

GWPC = Groundwater Protection Criteria
SWPC = Surface Water Protection Criteria
RES VOL. = Residential Volatilization Critera
I/C VOL. = Industrial / Commercial Volatilization Critera
NE = not established by CT DEEP
-- = not applicable

= Exceeds GWPC
= Exceeds SWPC
= Exceeds GWPC and SWPC

Prepared by: LMW
Reviewed by: JCW

TABLE 2F
SUMMARY OF GROUNDWATER ANALYTICAL DATA - AOPEC #3D
FORMER SIMSBURY AREA WORK CENTER
SIMSBURY, CT

AOPEC #3D																
SAMPLE ID	REMEDIATION STANDARD REGULATIONS[1]				MW-4R	MW-4R	MW-4R	MW-4R	MW-4R	MW-4R	MW-4R	MW-4R	MW-4R	MW-4R	MW-4R	MW-4R
DATE SAMPLED					3/29/18	3/28/19	6/26/19	9/19/19	12/16/19	3/18/20	6/30/20	9/24/20	12/4/20	3/29/21	6/18/21	9/22/21
WORK ORDER NO.	GWPC	SWPC	RES VOL.	I/C VOL.	18C1185	19C1576	19F1471	--	--	20C0945	--	--	--	--	--	21I1196
PARAMETER[2] (Units)																
Volatile Organic Compounds by EPA Method 8260 (ug/L)	CS	CS	CS	CS	BRL	BRL	BRL	Well Dry	Well Dry	NT	Well Dry	Well Dry	Well Dry	Well Dry	Well Dry	NT
Semivolatile Organic Compounds by EPA Method 8270 (ug/L)	CS	CS	--	-	NT	NT	BRL			NT						NT
Polycyclic Aromatic Hydrocarbons by EPA Method 8270 via SIM (ug/L)																
Benzo(b)fluoranthene	0.08	0.3	--	--	NT	BRL	NT			NT						0.14
Extractable Total Petroleum Hydrocarbons by CT-ETPH method (mg/L)	0.25	0.25	NE	NE	0.17	0.26	0.16			0.29						0.29

AOPEC #3D															
SAMPLE ID	REMEDIATION STANDARD REGULATIONS[1]				MW-4R	MW-4R	MW-4R	MW-4R	MW-4R	MW-4R	MW-4R	MW-4R	DUP-1 / Duplicate of MW-4R	MW-4R	DUP-1 / Duplicate of MW-4R
DATE SAMPLED					3/22/22	6/30/22	9/21/22	12/20/22	3/21/23	6/22/23	9/19/23	12/21/23	12/21/23	3/25/24	3/25/24
WORK ORDER NO.	GWPC	SWPC	RES VOL.	I/C VOL.	--	--	--	--	--	--	--	23L3359	23L3359	GCQ36004	GCQ36001
PARAMETER[2] (Units)															
Volatile Organic Compounds by EPA Method 8260 (ug/L)	CS	CS	CS	CS	Well Dry	Well Dry	Well Dry	Well Dry	Well Dry	Well Dry	Well Dry	BRL	NT	BRL	BRL
Semivolatile Organic Compounds by EPA Method 8270 (ug/L)	CS	CS	--	-								NT	NT	NT	NT
Polycyclic Aromatic Hydrocarbons by EPA Method 8270 via SIM (ug/L)															
Benzo(b)fluoranthene	0.08	0.3	--	--								BRL <0.047	BRL <0.048	BRL <0.07	NT
Extractable Total Petroleum Hydrocarbons by CT-ETPH method (mg/L)	0.25	0.25	NE	NE								0.38	NT	BRL<0.47	NT
Total Petroleum Hydrocarbon Fingerprint-8015 method modified (mg/L)	NE	NE	NE	NE								NT	NT	BRL<0.47	NT

NOTES:
1. Analytical results compared to Connecticut Remediation Standard Regulations (January 1996; revised February 16, 2021).
2. Only compounds that were detected are provided in this table. For a complete list of analytes refer to laboratory report.

mg/L = milligrams per liter
ug/L = micrograms per liter
BRL = below reporting limit
CS = compound specific
BOLD = compound detected at that concentration.
NT = not tested
BRL <# = Below Reporting Limit (Reporting Limit Provided)

GWPC = Groundwater Protection Criteria
SWPC = Surface Water Protection Criteria
RES VOL. = Residential Volatilization Critera
I/C VOL. = Industrial / Commercial Volatilization Critera
NE = not established by CT DEEP
-- = not applicable

= Exceeds GWPC
= Exceeds SWPC
= Exceeds GWPC and SWPC

Prepared by: LMW
Reviewed by: JCW

TABLE 2G
SUMMARY OF GROUNDWATER ANALYTICAL DATA - AOPEC #3F
FORMER SIMSBURY AREA WORK CENTER
SIMSBURY, CT

SAMPLE ID	REMEDIATION STANDARD REGULATIONS[1]				AOPEC #3F													
					MW-2A	MW-2A	MW-2A	MW-2A	MW-2A	MW-2A	MW-2A	MW-4R	MW-4R	MW-4R	MW-4R	MW-4R	MW-4R	MW-4R
DATE SAMPLED					3/28/18	3/26/19	3/18/20	3/29/21	3/22/22	3/21/23	3/25/24	3/29/18	3/28/19	3/18/20	6/30/20	9/24/20	12/4/20	3/29/21
WORK ORDER NO.	GWPC	SWPC	RES VOL.	I/C VOL.	18C1119	19C1457	19C1457	21C1462	22C1512	23C2517	GCQ36005	18C1185	19C1576	20C0945	--	--	--	--
PARAMETER[2] (Units)																		
Volatile Organic Compounds by EPA Method 8260 (ug/L)																		
Chloroform	6	14,100	26	62	BRL<0.50	BRL<0.50	NT	NT	NT	NT	NT	BRL<0.50	BRL<0.50	BRL<1.0	Well Dry	Well Dry	Well Dry	Well Dry
Polycyclic Aromatic Hydrocarbons by EPA Method 8270 via SIM (ug/L)																		
Benzo(b)fluoranthene	0.08	0.3	--	--	NT	BRL	NT	NT	NT	NT	NT	NT	BRL	NT				
Extractable Total Petroleum Hydrocarbons by CT-ETPH method (mg/L)	0.25	0.25	NE	NE	**0.38**	BRL <0.14	BRL<0.15	BRL<0.15	**0.30**	BRL<0.20	BRL<0.066	**0.17**	**0.26**	**0.29**				
Total Lead by EPA Method 6020B (ug/L)	15	13	NE	NE	NT	BRL <1.0	NT	NT	NT	NT	NT	NT	BRL <1.0	NT				

SAMPLE ID	REMEDIATION STANDARD REGULATIONS[1]				AOPEC #3F												
					MW-4R	MW-4R	MW-4R	MW-4R	MW-4R	MW-4R	MW-4R	MW-4R	MW-4R	MW-4R	MW-4R	DUP-1 / Duplicate of MW-4R	MW-4R	DUP-1 / Duplicate of MW-4R
DATE SAMPLED					6/18/21	9/22/21	12/28/21	3/22/22	6/30/22	9/21/22	12/20/22	3/21/2023	6/22/2023	9/19/2023	12/21/23	12/21/23	3/25/24	3/25/24
WORK ORDER NO.	GWPC	SWPC	RES VOL.	I/C VOL.	--	21I1196	--	--	--	--	--	--	--	--	23L3359	23L3359	GCQ36004	GCQ36016
PARAMETER[2] (Units)																		
Volatile Organic Compounds by EPA Method 8260 (ug/L)																		
Chloroform	6	14,100	26	62	Well Dry	NT	Well Dry	Well Dry	Well Dry	Well Dry	Well Dry	Well Dry	Well Dry	Well Dry	BRL<0.50	NT	BRL<0.10	BRL<0.10
Polycyclic Aromatic Hydrocarbons by EPA Method 8270 via SIM (ug/L)																		
Benzo(b)fluoranthene	0.08	0.3	--	--		**0.14**									BRL <0.047	BRL <0.048	BRL <0.07	NT
Extractable Total Petroleum Hydrocarbons by CT-ETPH method (mg/L)	0.25	0.25	NE	NE		**0.29**									**0.38**	NT	BRL<0.47	NT
Total Petroleum Hydrocarbon Fingerprint-8015 method modified (mg/L)	NE	NE	NE	NE		**NT**									NT	NT	BRL<0.47	NT
Total Lead by EPA Method 6020B (ug/L)	15	13	NE	NE		NT									NT	NT	NT	NT

SAMPLE ID	REMEDIATION STANDARD REGULATIONS[1]				AOPEC #3F															
					MW-10	MW-10	DUP-2 / Duplicate of MW-10	MW-10	MW-10	MW-10	MW-10	MW-10	MW-11A	MW-11A	MW-11A	MW-11A	MW-11A	DUP-1 / Duplicate of MW-11A	MW-11A	MW-11A
DATE SAMPLED					3/29/18	3/26/19	3/26/19	3/19/20	3/29/21	3/23/22	3/21/23	3/25/24	3/28/18	3/27/19	3/19/20	3/29/21	3/23/22	3/23/22	3/21/23	3/25/24
WORK ORDER NO.	GWPC	SWPC	RES VOL.	I/C VOL.	18C1185	19C1457	19C1457	20C09456	21C1462	22C1512	23C2517	GCW36008	18C1185	19C1496	20C09456	21C1462	22C1512	22C1512	23C2517	GCQ36006
PARAMETER[2] (Units)																				
Volatile Organic Compounds by EPA Method 8260 (ug/L)																				
Chloroform	6	14,100	26	62	**0.75**	BRL<0.50	BRL<0.50	NT	NT	NT	NT	NT	BRL<0.50	BRL<0.50	NT	NT	NT	NT	NT	NT
Polycyclic Aromatic Hydrocarbons by EPA Method 8270 via SIM (ug/L)																				
Benzo(b)fluoranthene	0.08	0.3	--	--	NT	BRL	NT	NT	NT	NT	NT	NT	NT	BRL	NT	NT	NT	NT	NT	NT
Extractable Total Petroleum Hydrocarbons by CT-ETPH method (mg/L)	0.25	0.25	NE	NE	**0.15**	**0.37**	NT	**0.17**	BRL <0.15	**0.27**	BRL <0.19	**1.1**	**0.17**	**0.30**	**0.47**	BRL <0.15	**0.24**	**0.22**	**0.24**	BRL <0.067
Total Lead by EPA Method 6020B (ug/L)	15	13	NE	NE	NT	BRL <1.0	NT	NT	NT	NT	NT	NT	NT	BRL <1.0	NT	NT	NT	NT	NT	NT

NOTES:
1. Analytical results compared to Connecticut Remediation Standard Regulations (January 1996; revised February 16, 2021).
2. Only compounds that were detected are provided in this table. For a complete list of analytes refer to laboratory report.

mg/L = milligrams per liter
ug/L = micrograms per liter
BRL = below reporting limit
CS = compound specific
BOLD = compound detected at that concentration.
NT = not tested
BRL <# = Below Reporting Limit (Reporting Limit Provided)

GWPC = Groudwater Protection Criteria
SWPC = Surface Water Protection Criteria
RES VOL. = Residential Volatilization Critera
I/C VOL. = Industrial / Commercial Volatilization Critera
NE = not established by CT DEEP
-- = not applicable

= Exceeds GWPC
= Exceeds SWPC
= Exceeds GWPC and SWPC

Prepared by: LMW
Reviewed by: JCW

TABLE 2H
SUMMARY OF GROUNDWATER ANALYTICAL DATA - AOPEC #3G
FORMER SIMSBURY AREA WORK CENTER
SIMSBURY, CT

AOPEC #3G														
SAMPLE ID	REMEDIATION STANDARD REGULATIONS[1]				MW-101	MW-101	MW-101	MW-101	DUP-1 / Duplicate of MW-101	MW-101	MW-101	MW-101	MW-101	MW-101
DATE SAMPLED					9/19/19	3/18/20	6/30/20	9/24/20	9/24/20	12/4/20	3/29/21	6/18/21	9/22/21	12/28/21
WORK ORDER NO.	GWPC	SWPC	RES VOL.	I/C VOL.	19I1044	20C0945	20F1463	20I1305	20I1305	20L0303	21C1462	21F1114	21I1196	21L1949
PARAMETER[2] (Units)														
Polychlorinated Biphenyls by EPA Method 8082 (ug/L)														
Total PCBs	0.5	0.5	NE	NE	BRL<0.20	NT	NT	NT	NT	NT	NT	NT	NT	NT
Volatile Organic Compounds by EPA Method 8260 (ug/L)														
2-Butanone (MEK)	400	10000*	50,000	50,000	**8.6**	BRL<5.0	BRL<5.0	BRL<5.0	BRL<5.0	BRL<5.0	NT	NT	NT	NT
Extractable Total Petroleum Hydrocarbons by CT-ETPH method (mg/L)	0.25	0.25	NE	NE	**0.30**	**0.20**	**0.42**	**0.27**	**0.33**	**0.24**	**0.32**	BRL <0.15	**0.34**	**0.21**
Total RCRA 8 Metals by EPA Method 6010B (ug/L)														
Barium	1,000	2200*	NE	NE	**22**	NT	NT	NT	NT	NT	NT	NT	NT	NT
Chromium[3]	50	110	NE	NE	**1.5**	NT	NT	NT	NT	NT	NT	NT	NT	NT
Lead	15	13	NE	NE	**0.72**	NT	NT	NT	NT	NT	NT	NT	NT	NT

AOPEC #3G													
SAMPLE ID	REMEDIATION STANDARD REGULATIONS[1]				MW-101	MW-101	MW-101	MW-101	MW-101	MW-101	MW-101	MW-101	MW-101
DATE SAMPLED					3/23/22	6/29/22	9/21/22	12/20/22	3/21/23	6/22/23	9/19/23	12/21/23	3/25/24
WORK ORDER NO.	GWPC	SWPC	RES VOL.	I/C VOL.	22C1609	22F2039	22I1132	--	23C2517	23F3199	23I2626	23L3599	GCW36014
PARAMETER[2] (Units)													
Polychlorinated Biphenyls by EPA Method 8082 (ug/L)													
Total PCBs	0.5	0.5	NE	NE	BRL<0.20	NT	NT		NT	NT	NT	NT	NT
Volatile Organic Compounds by EPA Method 8260 (ug/L)													
2-Butanone (MEK)	400	10000*	50,000	50,000	NT	NT	NT	Well Dry	NT	NT	NT	NT	NT
Extractable Total Petroleum Hydrocarbons by CT-ETPH method (mg/L)	0.25	0.25	NE	NE	**0.19**	**0.20**	0.27		0.79	0.34	BRL <0.19	0.30	BRL <0.066
Total RCRA 8 Metals by EPA Method 6010B (ug/L)													
Barium	1,000	2200*	NE	NE	NT	NT	NT		NT	NT	NT	NT	NT
Chromium[3]	50	110	NE	NE	NT	NT	NT		NT	NT	NT	NT	NT
Lead	15	13	NE	NE	NT	NT	NT		NT	NT	NT	NT	NT

NOTES:
1. Analytical results compared to Connecticut Remediation Standard Regulations (January 1996; revised February 16, 2021).
2. Only compounds that were detected are provided in this table. For a complete list of analytes refer to laboratory report.
3. SWPC for chromium is based on the more restrictive hexavalent species (Cr^{+6})

*These criteria are available through the submission and approval of a Request for Approval of Criteria for Additional Polluting Substances and Certain Alternative Criteria Form.

mg/L = milligrams per liter
ug/L = micrograms per liter
BRL = below reporting limit
CS = compound specific
BOLD = compound detected at that concentration.
BRL <# = Below Reporting Limit (Reporting Limit Provided)

GWPC = Groundwater Protection Criteria
SWPC = Surface Water Protection Criteria
RES VOL. = Residential Volatilization Critera
I/C VOL. = Industrial / Commercial Volatilization Critera
NE = not established by CT DEEP
-- = not applicable

= Exceeds GWPC
= Exceeds SWPC
= Exceeds GWPC and SWPC

Prepared by: LMW
Reviewed by: JCW

TABLE 2I
SUMMARY OF GROUNDWATER ANALYTICAL DATA - AOPEC #5
FORMER SIMSBURY AREA WORK CENTER
SIMSBURY, CT

AOPEC #5																
SAMPLE ID	REMEDIATION STANDARD REGULATIONS[1]				MW-16	DUP-1 (Duplicate of MW-16)	MW-16	DUP-1 (Duplicate of MW-16)	MW-16	DUP-1 (Duplicate of MW-16)	MW-16	DUP-1 (Duplicate of MW-16)	MW-16	MW-16	MW-16	MW-16
DATE SAMPLED					3/28/18	3/28/18	6/6/18	6/6/18	9/20/18	9/20/18	12/18/18	12/18/18	3/26/19	6/26/19	9/19/19	12/16/19
WORK ORDER NO.	GWPC	SWPC	RES VOL.	I/C VOL.	18C1119	18C1119	18F0263	18F0263	18I0925	18I0925	18L0967	18L0967	19C1457	19F1471	19I1044	19L0801
PARAMETER[2] (Units)																
Semivolatile Organic Compounds by EPA method 8270 (ug/L)																
Benzo(b)fluoranthene (SIM)	0.08	0.3	--	--	**0.098**	BRL<0.049	BRL<0.048	BRL<0.050	BRL<0.048	BRL<0.051	BRL<0.050	BRL<0.051	BRL <0.048	BRL<0.050	BRL <0.048	BRL<0.050
Extractable Total Petroleum Hydrocarbons by CT-ETPH method (mg/L)	0.25	0.25	NE	NE	BRL<0.083	**0.078**	**0.11**	**0.099**	BRL<0.074	BRL<0.076	**0.12**	**0.16**	BRL <0.15	BRL <0.14	**0.16**	BRL <0.15
Total RCRA 8 Metals by EPA method 6010B (ug/L)																
Barium	1,000	2,200*	NE	NE	BRL<50	BRL<50	BRL<50	BRL<50	BRL<50	BRL<50	BRL<50	BRL<50	NT	NT	NT	NT
Total Copper (ug/L)	1,300	48	NE	NE	BRL<25	BRL<25	BRL<25	BRL<25	BRL<25	BRL<25	BRL<25	BRL<25	NT	NT	NT	NT
Hexavalent Chromium (mg/L)	NE	110	NE	NE	BRL<0	BRL<0	BRL<0	BRL<0	BRL<0	BRL<0	BRL<0	BRL<0	NT	NT	NT	NT
Trivalent Chromium (mg/L)	NE	1,200	NE	NE	BRL<0.0040	BRL<0.0040	BRL<0.0040	BRL<0.0040	BRL<0.0040	BRL<0.0040	BRL<0.0040	BRL<0.0040	NT	NT	NT	NT

AOPEC #5																
SAMPLE ID	REMEDIATION STANDARD REGULATIONS[1]				MW-CCA-3	MW-CCA-3	MW-CCA-3	MW-CCA-3	MW-CCA-3	MW-CCA-3	MW-CCA-3	MW-CCA-3	MW-CCA-3	MW-CCA-3	MW-CCA-3	MW-CCA-3
DATE SAMPLED					3/28/18	6/6/18	9/20/18	12/20/18	3/26/19	6/26/19	9/19/19	12/16/19	3/19/20	6/30/20	9/24/20	
WORK ORDER NO.	GWPC	SWPC	RES VOL.	I/C VOL.	18C1119	18F0263	--	18I1024	19C1457	19F1471	--	--	C0C0945	--	--	
PARAMETER[2] (Units)																
Semivolatile Organic Compounds by EPA method 8270 (ug/L)																
Benzo(b)fluoranthene (SIM)	0.08	0.3	--	--	BRL<0.048	BRL<0.048		BRL<0.048	BRL<0.056	BRL<0.050			NT			
Extractable Total Petroleum Hydrocarbons by CT-ETPH method (mg/L)	0.25	0.25	NE	NE	BRL<0.075	BRL<0.075		**0.14**	BRL <0.17	BRL <0.14			BRL <0.15			
Total RCRA 8 Metals by EPA method 6010B (ug/L)																
Barium	1,000	2,200*	NE	NE	**130**	**150**	Well Dry	**150**	NT	NT	Well Dry	Well Dry	NT	Well Dry	Well Dry	
Total Copper (ug/L)	1,300	48	NE	NE	BRL<25	BRL<25		BRL<25	NT	NT			NT			
Hexavalent Chromium (mg/L)	NE	110	NE	NE	BRL<0	BRL<0		BRL<0	NT	NT			NT			
Trivalent Chromium (mg/L)	NE	1,200	NE	NE	BRL<0.0040	BRL<0.0040		BRL<0.0040	NT	NT			NT			

AOPEC #5																	
SAMPLE ID	REMEDIATION STANDARD REGULATIONS[1]				MW-CCA-3	MW-CCA-3	MW-CCA-3	MW-CCA-3	MW-CCA-3	MW-CCA-3	MW-CCA-3	MW-CCA-3	MW-CCA-3	MW-CCA-3	MW-CCA-3	MW-CCA-3	DUP-3 (Duplicate of MW-CCA-3)
DATE SAMPLED					12/4/20	3/22/22	6/30/22	9/21/22	12/20/22	3/21/23	6/22/23	9/19/23	12/21/23	3/25/24	3/25/24		
WORK ORDER NO.	GWPC	SWPC	RES VOL.	I/C VOL.	--	22C1512	--	--	--	23C2517	23F3199	23I2626	23L3599	GCQ36001	GCQ36001		
PARAMETER[2] (Units)																	
Semivolatile Organic Compounds by EPA method 8270 (ug/L)																	
Benzo(b)fluoranthene (SIM)	0.08	0.3	--	--		BRL <0.048				BRL <0.049	BRL <0.050	BRL <0.050	BRL <0.048	BRL <0.07	BRL <0.07		
Extractable Total Petroleum Hydrocarbons by CT-ETPH method (mg/L)	0.25	0.25	NE	NE		NT				NT	NT	NT	NT	NT	NT		
Total RCRA 8 Metals by EPA method 6010B (ug/L)																	
Barium	1,000	2,200*	NE	NE	Well Dry	NT	Well Dry	Well Dry	Well Dry	NT	NT	NT	NT	NT	NT		
Total Copper (ug/L)	1,300	48	NE	NE		NT				NT	NT	NT	NT	NT	NT		
Hexavalent Chromium (mg/L)	NE	110	NE	NE		NT				NT	NT	NT	NT	NT	NT		
Trivalent Chromium (mg/L)	NE	1,200	NE	NE		NT				NT	NT	NT	NT	NT	NT		

AOPEC #5														
SAMPLE ID	REMEDIATION STANDARD REGULATIONS[1]				MW-CCA-4	MW-CCA-4	MW-CCA-4	MW-CCA-4	MW-CCA-4	MW-CCA-4	MW-CCA-4	MW-CCA-4	DUP-1 / Duplicate of MW-CCA-4
DATE SAMPLED					3/28/18	6/6/18	9/20/18	12/20/18	6/26/19	9/19/19	12/16/19	3/19/20	3/19/20
WORK ORDER NO.	GWPC	SWPC	RES VOL.	I/C VOL.	18C1119	18F0263	18I0925	18I1024	19F1471	19I1044	19L0801	20C0945	20C0945
PARAMETER[2] (Units)													
Semivolatile Organic Compounds by EPA method 8270 (ug/L)													
Benzo(b)fluoranthene (SIM)	0.08	0.3	--	--	BRL<0.049	BRL<0.048	BRL<0.051	BRL<0.049	BRL<0.050	BRL<0.048	BRL<0.050	BRL <0.048	NT
Extractable Total Petroleum Hydrocarbons by CT-ETPH method (mg/L)	0.25	0.25	NE	NE	<0.075	<0.075	**0.081**	**0.11**	**0.19**	BRL <0.15	BRL <0.15	BRL <0.15	BRL <0.16
Total RCRA 8 Metals by EPA method 6010B (ug/L)													
Barium	1,000	2,200*	NE	NE	BRL<50	BRL<50	BRL<50	BRL<50	NT	NT	NT	NT	NT
Total Copper (ug/L)	1,300	48	NE	NE	BRL<25	BRL<25	BRL<25	BRL<25	NT	NT	NT	NT	NT
Hexavalent Chromium (mg/L)	NE	110	NE	NE	BRL<4	BRL<4	BRL<4	BRL<4	NT	NT	NT	NT	NT
Trivalent Chromium (mg/L)	NE	1,200	NE	NE	BRL<0.0040	BRL<0.0040	BRL<0.0040	BRL<0.0040	NT	NT	NT	NT	NT

NOTES:
1. Analytical results compared to Connecticut Remediation Standard Regulations (January 1996; revised February 16, 2021).
2. Only compounds that were detected are provided in this table. For a complete list of analytes refer to laboratory report.
*These criteria are available through the submission and approval of a Request for Approval of Criteria for Additional Polluting Substances and Certain Alternative Criteria Form.

mg/L = milligrams per liter
ug/L = micrograms per liter
BRL = below reporting limit
CS = compound specific
BOLD = compound detected at that concentration.
NT = not tested
BRL <# = Below Reporting Limit (Reporting Limit Provided)

GWPC = Groundwater Protection Criteria
SWPC = Surface Water Protection Criteria
RES VOL. = Residential Volatilization Critera
I/C VOL. = Industrial / Commercial Volatilization Critera
NE = not established by CT DEEP
-- = not applicable

= Exceeds GWPC
= Exceeds SWPC
= Exceeds GWPC and SWPC

Prepared by: LMW
Reviewed by: JCW

ATTACHMENT A

Gauging Measurements and Groundwater Sample Collection Field Logs

Simsbury AWC Gauging Data Sheet

Date: 3/25/2024

Measured by: Madison Platow, Erica Panasiewicz

Well	Well Depth (ft. btoc)	Depth to Oil (ft. btoc)	Depth to Water (ft. btoc)	Time	Well Diameter (inches)	Comments
RW-1	18.00	--	NM	--	6	
MW-2A	22.35	--	8.97	8:45		
MW-4R	13.57	--	7.64	8:32	2	
MW-6	16.80	--	7.39	8:57	2	
MW-8	16.47	--	8.61	8:40	2	
MW-10	15.70	--	8.15	11:30	2	
MW-11A	13.16	--	6.80	8:30	4	
MW-15	14.38	--	NM	--	4	
MW-16	14.20'	--	NM	--	2	
MW-T1	16.75	--	6.31	9:05	4	
MW-T2	16.82	--	6.38	9:08	4	
MW-T3	16.90	--	7.57	14:33	4	
MW-T5	16.92	--	NM	--	2	
MW-T6	16.92	--	6.40	9:00	2	
TRW-1	17.06	--	6.55	15:10	4	
CCA-1	13.96	--	4.07	9:30	2	
CCA-2	19.79	--	NM		2	
CCA-3	17.29	--	6.36	16:12	2	
CCA-4	19.03	--	5.48	16:30	2	
CCA-5	19.17	--	8.84	8:35	2	
CCA-6	18.00	--	4.87	8:50	2	
MW-SA-South (R)	22.21	--	9.82	8:56	2	
MW-SA-North (R)	22.15	--	8.43	8:58	2	
MW-310	20.00'	--	10.35	10:00	2	
MW-200	18.00'	--	8.54	8:25	2	
MW-201	18.00'	--	6.07	16:00	2	
MW-202	19.00'	--	7.06	8:48	2	
MW-203	20.00'	--	7.52	8:50	2	
MW-101	15.50'	--	6.18	8:52	2	
MW-102	17.00'	--	6.65	13:00	2	
MW-400	20.05'	--	9.87	17:00	2	
MW-401	17.00'	--	8.81	17:05	2	
MW-402	19.00'	--	10.77	8:25	2	
MW-403	19.50'	--	10.04	8:30	2	

General Comments

Well Purging-Groundwater Sampling Form

Weston & Sampson

Page 1 of 1

Project Name: Simsbury AMC
Project #: ENV24-0397
Date: 3/25/24
Well ID: MW-CCA-5
Well Diameter: 2"
Casing Type: PVC
Initial Depth to Water: 8.84
Total Depth: 13.94
Screen Length: 10
Pumping Method: LF-peristaltic pump
Tube Intake Set at: ~ 14"
Depth to Water with Tube: 8.84
Sampled By: MP
Tube Diameter: ~ 13'
Notes:

Instrument Info
Flow Thru Cell: horiba
Turbidity Meter: horiba

Condition	Visual ID		Well Cap		Lock		Collar	
good	Y	(N)	(Y)	N	Y	(N)	(Good)	Damaged

Comments on Well Condition: stick up

Purge Start Time: 1803

Time	Flow	DTW	PH	ORP	Temp	SpC	DO	Turb	Comments
Units	mL\min	Ft.	Units	mV	°C	mS/cm	mg\L	NTU's	
Min	ml/min	Not to exceed 0.3'	+/- 0.1	+/- 10	+/- 3%	+/- 3%	+/- 10% or 3 >0.5	+/- 10% or 3>5	
1805	M35	8.81	6.48	223	9.46	0.101	10.11	3.2	
1810	↓	8.81	6.15	058	8.76	0.105	8.53	4.8	
1815		8.81	5.80	277	8.35	0.107	8.45	4.1	
1820		8.81	5.46	297	8.15	0.108	8.40	3.0	
1825		8.81	5.21	312	8.02	0.110	8.26	2.7	

Sample(s) Collected	Time	Color	Odor	Preservative
ETPH	1825	None	None	-

Well Purging-Groundwater Sampling Form

Weston & Sampson

Page 1 of 1

Project Name: Simsbury AWC Project #: ENG24-0393 Date: 3/25/24
Well ID: MW-101 Well Diameter: 2" Casing Type: PVC
Initial Depth to Water: 6.15 Total Depth: 15.05 Screen Length: 10
Pumping Method: LF - peristaltic pump
Tube Intake Set at: 11' Depth to Water with Tube: 6.15 Sampled By: MP
Tube Diameter: 1/4" Notes:

Instrument Info
Flow Thru Cell horiba Turbidity Meter horiba

Condition	Visual ID		Well Cap		Lock		Collar	
Good	(Y)	N	(Y)	N	Y	(N)	(Good)	Damaged

Comments on Well Condition

Purge Start Time 1708

Time	Flow	DTW	PH	ORP	Temp	SpC	DO	Turb	Comments
Units	mL\min	Ft.	Units	mV	°C	mS/cm	mg\L	NTU's	
Min	ml/min	Not to exceed 0.3'	+/- 0.1	+/- 10	+/- 3%	+/- 3%	+/- 10% or 3 >0.5	+/- 10% or 3>5	
1710	~135	6.86	6.86	225	13.48	0.137	8.57	166	
1713	↓	7.21	6.60	242	13.19	0.139	8.17	52.6	
1716		7.36	6.41	249	13.09	0.139	8.16	30.6	
1719		7.44	6.23	256	13.01	0.143	8.04	29.2	
1722		7.49	5.99	267	12.90	0.157	8.07	27.9	
1725		7.52	5.76	277	12.82	0.172	8.03	28.3	Sample due to excess drawdown

Sample(s) Collected	Time	Color	Odor	Preservative
ETPH	1725	None	None	-

Well Purging-Groundwater Sampling Form

Weston & Sampson

Page 1 of 1

Project Name: CCA-3 Project #: EN624-0397 Date: 3/25/24
Well ID: Simsbury MW Well Diameter: 2" Casing Type: PVC
Initial Depth to Water: 6.46 Total Depth: 17.30 Screen Length: 10
Pumping Method: LF-peristaltic pump
Tube Intake Set at: 12' Depth to Water with Tube: 6.46 Sampled By: MP
Tube Diameter: 1/4" Notes:

Instrument Info
Flow Thru Cell: horiba Turbidity Meter: horiba

Condition	Visual ID		Well Cap		Lock		Collar	
good	(Y)	N	(Y)	N	Y	(N)	Good	Damaged

Comments on Well Condition

Purge Start Time: 1614

Time	Flow	DTW	PH	ORP	Temp	SpC	DO	Turb	Comments
Units	mL\min	Ft.	Units	mV	°C	mS/cm	mg\L	NTU's	
Min	ml/min	Not to exceed 0.3'	+/- 0.1	+/- 10	+/- 3%	+/- 3%	+/- 10% or 3 >0.5	+/- 10% or 3>5	
1616	~135	6.45	7.27	145	13.23	0.066	9.13	155	
1619		6.46	7.40	158	13.36	0.063	8.36	72.3	
1622		6.46	7.25	181	12.83	0.060	8.16	36.4	
1625		6.46	7.09	193	12.24	0.059	8.34	22.7	
1628		6.46	6.95	214	11.95	0.060	8.65	21.1	
1631		6.46	6.83	226	11.81	0.056	8.77	20.8	
1634		6.46	6.68	237	11.77	0.055	8.85	19.8	
1637		6.46	6.66	243	11.74	0.055	8.90	19.5	
1640		6.46	6.60	245	11.69	0.054	8.90	18.2	

Sample(s) Collected	Time	Color	Odor	Preservative
PFAS	1640	~~Non~~	none	-
Dup-3		Brown		

Well Purging-Groundwater Sampling Form

Weston & Sampson

Page 1 of 1

Project Name: Simsbury MWC
Project #: ENG24-0397
Date: 3/25/24
Well ID: MW-TRW-1
Well Diameter: 4"
Casing Type: PVC
Initial Depth to Water: 6.55
Total Depth: 14.10
Screen Length: 10
Pumping Method: LF-peristaltic pump
Tube Intake Set at: 10'
Depth to Water with Tube:
Sampled By: MP
Tube Diameter: 1/4"
Notes:

Instrument Info
Flow Thru Cell: horiba
Turbidity Meter: horiba

Condition	Visual ID		Well Cap		Lock		Collar	
good	Y	(N)	(Y)	N	Y	(N)	(Good)	Damaged

Comments on Well Condition: manhole cover

Purge Start Time: 1527

Time	Flow	DTW	PH	ORP	Temp	SpC	DO	Turb	Comments
Units	mL\min	Ft.	Units	mV	°C	mS/cm	mg\L	NTU's	
Min	ml/min	Not to exceed 0.3'	+/- 0.1	+/- 10	+/- 3%	+/- 3%	+/- 10% or 3 >0.5	+/- 10% or 3>5	
1528	~130	6.56	6.69	112	15.05	0.438	6.29	43.2	
1531		6.56	6.68	128	14.66	0.442	2.26	6.2	
1534		6.56	6.67	131	14.11	0.446	1.93	5.9	
1537		6.56	6.65	127	13.95	0.450	1.89	4.2	
1540		6.56	6.64	123	13.43	0.454	1.82	3.7	
1543		6.56	6.73	141	13.20	0.456	1.87	3.0	
1546		6.56	6.73	102	13.12	0.457	1.79	2.7	
1549		6.56	6.70	106	13.07	0.459	1.74	2.6	
1552		6.56	6.68	97	13.03	0.460	1.86	1.4	

Sample(s) Collected	Time	Color	Odor	Preservative
ETPH	1555	None	None	—

Well Purging-Groundwater Sampling Form

Weston & Sampson

Page 1 of 1

Project Name: Simsbury AWC Project #: ENG24-0397 Date: 3/25/24
Well ID: MW-2A Well Diameter: 4" Casing Type: PVC
Initial Depth to Water: 8.91 Total Depth: 22.25 Screen Length: 10
Pumping Method: LF-peristaltic pump
Tube Intake Set at: 17' Depth to Water with Tube: 8.91 Sampled By: MP
Tube Diameter: 1/4" Notes:

Instrument Info
Flow Thru Cell horiba Turbidity Meter horiba

Condition	Visual ID		Well Cap		Lock		Collar	
Ok	Y	(N)	(Y)	N	Y	(N)	(Good)	Damaged

Comments on Well Condition

Purge Start Time 1229

Time	Flow	DTW	PH	ORP	Temp	SpC	DO	Turb	Comments
Units	mL\min	Ft.	Units	mV	°C	mS/cm	mg\L	NTU's	
Min	ml/min	Not to exceed 0.3'	+/- 0.1	+/- 10	+/- 3%	+/- 3%	+/- 10% or 3 >0.5	+/- 10% or 3>5	
1230	430	8.93	6.37	199	12.99	0.364	8.91	6.7	
1235	↓	8.94	6.24	219	12.85	0.362	7.95	5.9	
1240		8.94	6.22	225	12.92	0.354	7.89	5.0	
1245		8.94	6.16	232	12.90	0.354	7.89	4.6	
1250		8.94	6.12	237	12.91	0.358	7.91	3.7	
1255		8.94	6.05	244	12.89	0.364	7.91	3.3	
1300		8.94	6.02	247	12.90	0.363	7.87	3.3	

Sample(s) Collected	Time	Color	Odor	Preservative
ETPH	1305	None	None	—

Well Purging-Groundwater Sampling Form

Weston & Sampson

Page 1 of 1

Project Name: Simsbury Ave Project #: ENG24-0397 Date: 3/25/24
Well ID: MW-202 Well Diameter: 2" Casing Type: PVC
Initial Depth to Water: 7.06 Total Depth: 17.73 Screen Length:
Pumping Method: LF-peristaltic pump
Tube Intake Set at: 12' Depth to Water with Tube: 7.06 Sampled By: MP
Tube Diameter: 1/4" Notes:

Instrument Info
Flow Thru Cell horiba Turbidity Meter horiba

Condition	Visual ID		Well Cap		Lock		Collar	
needs work	Y	(N)	(Y)	N	Y	(N)	Good	(Damaged)

Comments on Well Condition cover split in 1/2

Purge Start Time 1732

Time	Flow	DTW	PH	ORP	Temp	SpC	DO	Turb	Comments
Units	mL\min	Ft.	Units	mV	°C	mS/cm	mg\L	NTU's	
Min	ml/min	Not to exceed 0.3'	+/- 0.1	+/- 10	+/- 3%	+/- 3%	+/- 10% or 3 >0.5	+/- 10% or 3>5	
1734	135	7.01	5.49	282	12.94	0.325	7.49	10.5	
1737		7.02	5.90	259	12.62	0.331	4.62	7.7	
1740		7.02	5.67	270	12.51	0.333	4.15	6.1	
1743		7.02	6.02	251	12.43	0.335	4.05	4.9	
1746		7.02	5.97	254	12.37	0.336	4.01	4.7	
1749		7.02	5.96	256	12.36	0.336	4.00	4.5	

Sample(s) Collected	Time	Color	Odor	Preservative
ETPH	1750	none	none	—

Well Purging-Groundwater Sampling Form

Weston & Sampson

Page 1 of 1

Project Name: Simsbury AWC
Project #: ENG24-0397
Date: 3/25/24
Well ID: MW-10
Well Diameter: 2"
Casing Type: PVC
Initial Depth to Water: 8.15
Total Depth: 15.27
Screen Length: 10
Pumping Method: LF peristaltic pump
Tube Intake Set at: 12'
Depth to Water with Tube: 8.14
Sampled By: MP
Tube Diameter: 1/4"
Notes:

Instrument Info
Flow Thru Cell: horiba
Turbidity Meter: horiba

Condition	Visual ID		Well Cap		Lock		Collar	
	Y	N	Y	N	Y	N	Good	Damaged
OK		(N)	(Y)			(N)	(Good)	

Comments on Well Condition: 1 bolt bent, 1 missing

Purge Start Time: 1135

Time	Flow	DTW	PH	ORP	Temp	SpC	DO	Turb	Comments
Units	mL\min	Ft.	Units	mV	°C	mS/cm	mg\L	NTU's	
Min	ml/min	Not to exceed 0.3'	+/- 0.1	+/- 10	+/- 3%	+/- 3%	+/- 10% or 3 >0.5	+/- 10% or 3>5	
1138	~~8.15~~ ~130	8.15	6.54	141	11.74	0.694	7.92	6.1	
1143	~130	8.15	6.27	195	12.29	0.698	7.79	2.9	
1148		8.15	6.02	207	12.40	0.702	7.79	1.3	
1153		8.15	5.88	219	12.42	0.712	7.83	0.1	
1158		8.15	5.79	229	12.54	0.708	7.81	0.7	
1203		8.15	5.70	237	12.55	0.712	7.84	1.0	
1208		8.15	5.70	238	12.61	0.710	7.77	0.6	

Sample(s) Collected	Time	Color	Odor	Preservative
ETPH	1210	None	None	—

Well Purging-Groundwater Sampling Form

Weston & Sampson

Page 1 of 1

Project Name: Simsbury MWC
Project #: ENG24-0393
Date: 3/25/24
Well ID: MW-203
Well Diameter: 2"
Casing Type: PVC
Initial Depth to Water: 7.52
Total Depth: ~~30.21~~
Screen Length: 10
Pumping Method: LF - peristaltic pump
Tube Intake Set at: 15'
Depth to Water with Tube: 7.51
Sampled By: MF
Tube Diameter: 1/4"
Notes:

Instrument Info
Flow Thru Cell: horiba
Turbidity Meter: horiba

Condition	Visual ID		Well Cap		Lock		Collar	
OK	Y	N	Y	N	Y	N	Good	Damaged

Comments on Well Condition: road box cracked at-grade very

Purge Start Time: 1320

Time	Flow	DTW	PH	ORP	Temp	SpC	DO	Turb	Comments
Units	mL\min	Ft.	Units	mV	°C	mS/cm	mg\L	NTU's	
Min	ml/min	Not to exceed 0.3'	+/- 0.1	+/- 10	+/- 3%	+/- 3%	+/- 10% or 3 >0.5	+/- 10% or 3>5	
1323	~130	7.53	6.53	191	14.15	0.494	8.22	99.8	
1328	↓	7.56	6.86	182	14.39	0.504	7.57	71.4	
1333		7.55	7.06	184	14.40	0.520	7.46	52.1	
1338		7.55	7.09	186	14.33	0.523	7.42	11.5	
1343		7.55	7.13	189	14.31	0.534	7.44	4.6	
1348		7.55	7.06	197	14.28	0.550	7.38	4.8	
1353		7.55	7.05	198	14.28	0.551	7.33	4.8	

Sample(s) Collected	Time	Color	Odor	Preservative
ETPH +Dup -2	1355	none	none	—

Well Purging-Groundwater Sampling Form

Weston & Sampson

Page 1 of 1

Project Name: Simsbury Ave Project #: ENG24-0397 Date: 3/25/24
Well ID: MW-310 Well Diameter: 2" Casing Type: PVC
Initial Depth to Water: 10.45 Total Depth: 19.55 Screen Length: 10
Pumping Method: LF-peristaltic pump
Tube Intake Set at: 15' Depth to Water with Tube: 10.45 Sampled By: MP
Tube Diameter: 1/4" Notes:

Instrument Info
Flow Thru Cell horiba Turbidity Meter horiba

Condition	Visual ID		Well Cap		Lock		Collar	
Good	Y	N	Y	N	Y	N	Good	Damaged

Comments on Well Condition

Purge Start Time 1426

Time	Flow	DTW	PH	ORP	Temp	SpC	DO	Turb	Comments
Units	mL\min	Ft	Units	mV	°C	mS/cm	mg\L	NTU's	
Min	ml/min	Not to exceed 0.3'	+/- 0.1	+/- 10	+/- 3%	+/- 3%	+/- 10% or 3 >0.5	+/- 10% or 3>5	
1423	~130	11.40	7.35	167	16.37	0.231	7.02	164	
1428	↓	12.44	6.85	143	16.76	0.224	4.43	124	
1433		13.29	6.73	141	16.90	0.223	4.31	75.1	
1438		14.10	6.64	139	17.02	0.221	4.61	32.6	
1443	↓	14.83	6.63	136	17.20	0.217	4.83	15.2	
									Sampled due to excess drawdown

Sample(s) Collected	Time	Color	Odor	Preservative
ETPH	1445	slightly brown	none	—

Well Purging-Groundwater Sampling Form

Weston & Sampson

Page 1 of 1

Project Name: Simsbury Ave Project #: ENG24.0397 Date: 3/25/24
Well ID: MW-4R Well Diameter: 2" Casing Type: PVC
Initial Depth to Water: 7.66 Total Depth: 10.68 Screen Length: 10
Pumping Method: LF-peristaltic pump
Tube Intake Set at: ~9' Depth to Water with Tube: 7.65 Sampled By: MP
Tube Diameter: 1/4" Notes:

Instrument Info
Flow Thru Cell: horiba Turbidity Meter: horiba

Condition	Visual ID		Well Cap		Lock		Collar	
needs work	Y	(N)	(Y)	N	Y	(N)	Good	(Damaged)

Comments on Well Condition: Cover broken on one side at bolt, concrete collar cracked

Purge Start Time: 1019

Time	Flow	DTW	PH	ORP	Temp	SpC	DO	Turb	Comments
Units	mL\min	Ft.	Units	mV	°C	mS/cm	mg\L	NTU's	
Min	ml/min	Not to exceed 0.3'	+/- 0.1	+/- 10	+/- 3%	+/- 3%	+/- 10% or 3 >0.5	+/- 10% or 3>5	
1021	~130	7.73	5.42	240	10.85	0.323	3.92	131	
1026		7.76	5.73	168	10.54	0.619	8.69	111	
1031		7.77	5.69	163	10.50	1.33	8.38	65	
1036		7.75	5.92	167	10.67	1.51	8.13	12	
1041		7.75	5.90	178	10.64	1.62	8.22	4.5	
1046		7.76	5.90	186	10.75	1.64	8.10	4.5	
1051		7.75	5.89	188	10.82	1.66	7.97	4.4	

Sample(s) Collected	Time	Color	Odor	Preservative
E, EFP, V, P	1055	None	None	V-HCl
Dup-1 for VOCs				

Well Purging-Groundwater Sampling Form

Weston & Sampson

Page 1 of 1

Project Name: Simsbury AWC | Project #: ENG24-0397 | Date: 3/28/24
Well ID: MW-T6 | Well Diameter: 4" | Casing Type: PVC
Initial Depth to Water: 6.44 | Total Depth: 16.90 | Screen Length: 10
Pumping Method: LF-peristaltic pump
Tube Intake Set at: | Depth to Water with Tube: 6.44 | Sampled By: EP
Tube Diameter: 1/4" | Notes:

Instrument Info
Flow Thru Cell: horiba | Turbidity Meter: horiba

Condition	Visual ID		Well Cap		Lock		Collar	
OK	Y	N	Y	N	Y	N	Good	Damaged

Comments on Well Condition

Sampling ETPH

Purge Start Time

Time	Flow	DTW	PH	ORP	Temp	SpC	DO	Turb	Comments
Units	mL\min	Ft.	Units	mV	°C	mS/cm	mg\L	NTU's	
Min	ml/min	Not to exceed 0.3'	+/- 0.1	+/- 10	+/- 3%	+/- 3%	+/- 10% or 3 >0.5	+/- 10% or 3>5	
13:45	135	6.44	5.31	249	12.56	0.653	9.26	35.0	clear/No odor
13:50	130	6.45	5.33	252	12.57	0.652	9.22	29.2	
13:55	130	6.52	5.30	256	12.53	0.652	9.18	26.8	
14:00	130	6.57	5.38	257	12.45	0.657	9.18	19.03	
14:05	130	6.54	5.34	257	12.39	0.654	9.17	19.8	
14:10	130	6.54	5.31	257	12.42	0.651	9.13	14.6	
14:15	130	6.45	5.32	257	12.31	0.653	9.11	14.0	
14:20	130	6.45	5.32	257	12.33	0.654	9.08	13.7	
14:25	130	6.46	5.33	257	12.31	0.652	9.08	10.5	

Sample(s) Collected	Time	Color	Odor	Preservative
(1) ETPH	14:25	clear	none	—

Well Purging-Groundwater Sampling Form

Weston & Sampson

Page 1 of 1

Project Name: Simsbury AWC
Project #: ENG24-0397
Date: 3/25/24
Well ID: MW-T3
Well Diameter: 4"
Casing Type: PVC
Initial Depth to Water: 7.57
Total Depth: 16.9
Screen Length: 10
Pumping Method: LF-Peristaltic Pump
Tube Intake Set at:
Depth to Water with Tube: 7.57
Sampled By: EP
Tube Diameter: 1/4"
Notes:

Instrument Info
Flow Thru Cell: horiba
Turbidity Meter: horiba

Condition	Visual ID		Well Cap		Lock		Collar	
good	Y	N	Y	N	Y	N	Good	Damaged

Comments on Well Condition

Purge Start Time

Time	Flow	DTW	PH	ORP	Temp	SpC	DO	Turb	Comments
Units	mL\min	Ft.	Units	mV	°C	mS/cm	mg\L	NTU's	
Min	ml/min	Not to exceed 0.3'	+/- 0.1	+/- 10	+/- 3%	+/- 3%	+/- 10% or 3 >0.5	+/- 10% or 3>5	
14:35	130	7.57	5.62	239	12.28	0.227	2.30	20.0	
14:40	130	7.57	5.61	239	12.36	0.226	2.24	16.6	
14:45	130	7.73	5.57	238	12.42	0.224	2.11	17.2	
14:50	130	7.70	5.55	236	12.37	0.224	2.04	9.6	

Sampling ETPH

Sample(s) Collected	Time	Color	Odor	Preservative
(1) ETPH	14:50	clear	none	—

Well Purging-Groundwater Sampling Form

Weston & Sampson

Page 1 of 1

Project Name: Simsbury AWC Project #: ENG24-0397 Date: 3/25/24
Well ID: MW-11A Well Diameter: 2" Casing Type: PVC
Initial Depth to Water: 6.80 Total Depth: Screen Length: 10
Pumping Method: low flow
Tube Intake Set at: Depth to Water with Tube: 6.80 Sampled By: MP
Tube Diameter: 1/4" Notes:

Instrument Info
Flow Thru Cell horiba Turbidity Meter horiba

Condition	Visual ID		Well Cap		Lock		Collar	
	Y	N	Y	N	Y	N	Good	Damaged
OK								

Comments on Well Condition

Purge Start Time

Time	Flow	DTW	PH	ORP	Temp	SpC	DO	Turb	Comments
Units	mL\min	Ft.	Units	mV	°C	mS/cm	mg\L	NTU's	
Min	ml/min	Not to exceed 0.3'	+/- 0.1	+/- 10	+/- 3%	+/- 3%	+/- 10% or 3 >0.5	+/- 10% or 3>5	
10:20	130	6.80	4.50	205	10.25	0.931	10.07	3.0	very slow / hys odor
10:25	130	6.80	5.12	221	10.74	0.958	9.84	2.0	
10:30	11	6.78	5.28	220	10.72	0.968	8.78	1.6	
10:35	11	6.78	5.36	219	10.89	0.979	4.48	1.3	
10:40	11	6.76	5.42	218	10.93	0.979	4.44	1.2	
10:45	11	6.76	5.44	218	11.06	0.997	4.41	1.2	

Sample(s) Collected	Time	Color	Odor	Preservative
(1) ETPH	10:45	clear	none	—

pumping rate/ETPH

Well Purging-Groundwater Sampling Form

Weston & Sampson

Page 1 of 1

Project Name: Simsbury ARC | Project #: ENG24-0397 | Date: 3/25/24
Well ID: MW-6 | Well Diameter: 2" | Casing Type: PVC
Initial Depth to Water: 7.39 | Total Depth: 15.25 | Screen Length: 10
Pumping Method: low flow
Tube Intake Set at: | Depth to Water with Tube: 7.39 | Sampled By: EP
Tube Diameter: 1/4" | Notes:

Sampling ETPH & EFP

Instrument Info
Flow Thru Cell: horiba | Turbidity Meter: horiba

Condition	Visual ID		Well Cap		Lock		Collar	
needs work	Y	N	Y	N	Y	N	Good	Damaged

Comments on Well Condition: cap bolts & cap damaged

Purge Start Time:

Time	Flow	DTW	PH	ORP	Temp	SpC	DO	Turb	Comments
Units	mL\min	Ft.	Units	mV	°C	mS/cm	mg\L	NTU's	
Min	ml/min	Not to exceed 0.3'	+/- 0.1	+/- 10	+/- 3%	+/- 3%	+/- 10% or 3 >0.5	+/- 10% or 3>5	
11:15	130	7.39	5.42	226	11.11	0.362	3.94	9.4	clear / NI odor
11:20	130	7.39	5.37	231	11.19	0.363	4.29	8.2	
11:25	130	7.35	5.37	235	11.27	0.355	4.33	4.8	
11:30	130	7.35	5.39	234	11.40	0.391	4.18	4.7	
11:35	130	7.35	5.42	234	11.38	0.391	4.57	5.0	
11:40	130	7.36	5.42	233	11.54	0.416	4.27	4.6	
11:45	11	7.38	5.44	233	11.56	0.426	4.51	3.8	
11:50	11	7.40	5.45	233	11.55	0.439	4.39	3.2	
11:55	11	7.41	5.46	233	11.55	0.442	4.67	2.9	
12:00	11	7.41	5.46	232	11.56	0.447	4.69	2.0	
12:05	11	7.40	5.44	233	11:56	0.436	4.69	1.6	

Sample(s) Collected	Time	Color	Odor	Preservative
(1) ETPH, (1) EFP	12:05	clear	none	—

Well Purging-Groundwater Sampling Form

Weston & Sampson

Page 1 of 1

Project Name: Simsbury AWC
Project #: EN624-0397
Date: 3/25/24
Well ID: MW-102
Well Diameter: 2"
Casing Type: PVC
Initial Depth to Water: 6.80
Total Depth: 20.10
Screen Length: 10
Pumping Method: LF peristaltic pump
Tube Intake Set at:
Depth to Water with Tube:
Sampled By: EP
Tube Diameter: 1/4"
Notes:

Instrument Info
Flow Thru Cell
Turbidity Meter

Condition	Visual ID		Well Cap		Lock		Collar	
	Y	N	Y	N	Y	N	Good	Damaged

Comments on Well Condition

Purge Start Time

Time	Flow	DTW	PH	ORP	Temp	SpC	DO	Turb	Comments
Units	mL\min	Ft.	Units	mV	°C	mS/cm	mg\L	NTU's	
Min	ml/min	Not to exceed 0.3'	+/- 0.1	+/- 10	+/- 3%	+/- 3%	+/- 10% or 3 >0.5	+/- 10% or 3>5	
13:05	130	6.80	5.53	232	12.95	0.877	9.68	7.3	clear / NO odor
13:10	130	6.83	5.18	250	12.69	0.898	9.65	9.0	
13:15	130	6.90	5.13	256	12.58	0.900	9.67	7.3	
13:20	130	8.30	5.11	260	12.55	0.903	9.67	5.8	
13:25	130	10.41	5.13	261	12.56	0.905	9.30	5.6	
13:30	130	11.62	5.12	262	12.60	0.901	9.01	4.7	
13:35	130		5.14	261	12.56	0.904	9.02	3.6	

Sample(s) Collected	Time	Color	Odor	Preservative
ETPH (1), VOCs (1)	13:35	clear	NO	V-HCl

Sampling Event

ATTACHMENT B

Laboratory Reports

PHOENIX
Environmental Laboratories, Inc.

Thursday, April 24, 2025

Attn: Laura Willson
Weston & Sampson
712 Brook Street Suite 103
Rocky Hill, CT 06067

Project ID: **SIMSBURY AWC**
SDG ID: **GCQ36001**
Sample ID#s: CQ36001 - CQ36012, CQ36014 - CQ36019

This laboratory is in compliance with the NELAC requirements of procedures used except where indicated.

This report contains results for the parameters tested, under the sampling conditions described on the Chain Of Custody, as received by the laboratory. This report is incomplete unless all pages indicated in the pagination at the bottom of the page are included.

A scanned version of the COC form accompanies the analytical report and is an exact duplicate of the original.

Enclosed are revised Analysis Report pages. Please replace and discard the original pages. The contents of this report cannot be discussed with anyone other than the client listed above without their written consent.

Sincerely yours,

Phyllis Shiller
Laboratory Director

NELAC - #NY11301
CT Lab Registration #PH-0618
MA Lab Registration #M-CT007
ME Lab Registration #CT-007
NH Lab Registration #213693-A,B
NJ Lab Registration #CT-003
NY Lab Registration #11301
PA Lab Registration #68-03530
RI Lab Registration #63
VT Lab Registration #VT11301

Environmental Laboratories, Inc.
587 East Middle Turnpike, P.O.Box 370, Manchester, CT 06045
Tel. (860) 645-1102 Fax (860) 645-0823

NY # 11301

SDG Comments

April 24, 2025

SDG I.D.: GCQ36001

Version 2:
ETPH chromatograms are provided for the samples with detected ETPH concentrations: CQ36003, CQ36008, and CQ36009. All three exhibited a pattern similar to a mid-range lubricating oil.

Version 3:
ETPH was added for CQ36004 and CQ36007. CQ36007 Chromatogram is provided. The pattern is similar to a mid-range lubricating oil.

Environmental Laboratories, Inc.
587 East Middle Turnpike, P.O.Box 370, Manchester, CT 06045
Tel. (860) 645-1102 Fax (860) 645-0823

Sample Id Cross Reference

April 24, 2025

SDG I.D.: GCQ36001

Project ID: SIMSBURY AWC

Client Id	Lab Id	Matrix	Col Date
MW-CCA3	CQ36001	GROUND WATER	03/25/24 16:40
MW-CCA5	CQ36002	GROUND WATER	03/25/24 18:28
MW-TRW1	CQ36003	GROUND WATER	03/25/24 15:55
MW-4R	CQ36004	GROUND WATER	03/25/24 10:55
MW-2A	CQ36005	GROUND WATER	03/25/24 13:05
MW-11A	CQ36006	GROUND WATER	03/25/24 10:45
MW-6	CQ36007	GROUND WATER	03/25/24 12:08
MW-10	CQ36008	GROUND WATER	03/25/24 12:10
MW-T3	CQ36009	GROUND WATER	03/25/24 14:50
MW-T6	CQ36010	GROUND WATER	03/25/24 14:25
MW-202	CQ36011	GROUND WATER	03/25/24 17:50
MW-203	CQ36012	GROUND WATER	03/25/24 13:55
MW-101	CQ36014	GROUND WATER	03/25/24 17:25
MW-102	CQ36015	GROUND WATER	03/25/24 13:35
DUP-1	CQ36016	GROUND WATER	03/25/24 0:00
DUP-2	CQ36017	GROUND WATER	03/25/24 0:00
DUP-3	CQ36018	GROUND WATER	03/25/24 0:00
TRIP BLANK	CQ36019	GROUND WATER	03/25/24 0:00

Environmental Laboratories, Inc.
587 East Middle Turnpike, P.O.Box 370, Manchester, CT 06045
Tel. (860) 645-1102

Analysis Report

April 24, 2025

FOR: Attn: Laura Willson
Weston & Sampson
712 Brook Street Suite 103
Rocky Hill, CT 06067

Sample Information		Custody Information		Date	Time
Matrix:	GROUND WATER	Collected by:		03/25/24	16:40
Location Code:	WESTSAMP	Received by:	CP	03/26/24	16:18
Rush Request:	Standard	Analyzed by:	see "By" below		
P.O.#:	EN624-0397				

Laboratory Data

SDG ID: GCQ36001
Phoenix ID: CQ36001

Project ID: SIMSBURY AWC
Client ID: MW-CCA3

Parameter	Result	RL/ PQL	Units	Dilution	Date/Time	By	Reference
Semi-Volatile Extraction	Completed				03/31/24	CV/CV	SW3520C
Semivolatiles by SIM, PAH							
2-Methylnaphthalene	ND	0.48	ug/L	1	04/02/24	KCA	SW8270E (SIM)
Acenaphthene	ND	0.48	ug/L	1	04/02/24	KCA	SW8270E (SIM)
Acenaphthylene	ND	0.29	ug/L	1	04/02/24	KCA	SW8270E (SIM)
Anthracene	ND	0.48	ug/L	1	04/02/24	KCA	SW8270E (SIM)
Benz(a)anthracene	ND	0.05	ug/L	1	04/02/24	KCA	SW8270E (SIM)
Benzo(a)pyrene	ND	0.19	ug/L	1	04/02/24	KCA	SW8270E (SIM)
Benzo(b)fluoranthene	ND	0.07	ug/L	1	04/02/24	KCA	SW8270E (SIM)
Benzo(ghi)perylene	ND	0.46	ug/L	1	04/02/24	KCA	SW8270E (SIM)
Benzo(k)fluoranthene	ND	0.29	ug/L	1	04/02/24	KCA	SW8270E (SIM)
Chrysene	ND	0.48	ug/L	1	04/02/24	KCA	SW8270E (SIM)
Dibenz(a,h)anthracene	ND	0.10	ug/L	1	04/02/24	KCA	SW8270E (SIM)
Fluoranthene	ND	0.48	ug/L	1	04/02/24	KCA	SW8270E (SIM)
Fluorene	ND	0.48	ug/L	1	04/02/24	KCA	SW8270E (SIM)
Indeno(1,2,3-cd)pyrene	ND	0.10	ug/L	1	04/02/24	KCA	SW8270E (SIM)
Naphthalene	ND	0.48	ug/L	1	04/02/24	KCA	SW8270E (SIM)
Phenanthrene	ND	0.06	ug/L	1	04/02/24	KCA	SW8270E (SIM)
Pyrene	ND	0.48	ug/L	1	04/02/24	KCA	SW8270E (SIM)
QA/QC Surrogates							
% 2-Fluorobiphenyl	76		%	1	04/02/24	KCA	30 - 130 %
% Nitrobenzene-d5	95		%	1	04/02/24	KCA	30 - 130 %
% Terphenyl-d14	94		%	1	04/02/24	KCA	30 - 130 %

Project ID: SIMSBURY AWC
Client ID: MW-CCA3

Phoenix I.D.: CQ36001

Parameter	Result	RL/ PQL	Units	Dilution	Date/Time	By	Reference

RL/PQL=Reporting/Practical Quantitation Level ND=Not Detected BRL=Below Reporting Level
QA/QC Surrogates: Surrogates are compounds (preceeded with a %) added by the lab to determine analysis efficiency. Surrogate results(%) listed in the report are not "detected" compounds.

Comments:

If you are the client above and have any questions concerning this testing, please do not hesitate to contact Phoenix Client Services at ext.200.
The contents of this report cannot be discussed with anyone other than the client listed above without their written consent.

Phyllis Shiller, Laboratory Director
April 24, 2025
Reviewed and Released by: Phyllis Shiller, Laboratory Director

Environmental Laboratories, Inc.
587 East Middle Turnpike, P.O.Box 370, Manchester, CT 06045
Tel. (860) 645-1102

Analysis Report

April 24, 2025

FOR: Attn: Laura Willson
Weston & Sampson
712 Brook Street Suite 103
Rocky Hill, CT 06067

Sample Information		Custody Information		Date	Time
Matrix:	GROUND WATER	Collected by:		03/25/24	18:28
Location Code:	WESTSAMP	Received by:	CP	03/26/24	16:18
Rush Request:	Standard	Analyzed by:	see "By" below		
P.O.#:	EN624-0397				

Laboratory Data

SDG ID: GCQ36001
Phoenix ID: CQ36002

Project ID: SIMSBURY AWC
Client ID: MW-CCA5

Parameter	Result	RL/ PQL	Units	Dilution	Date/Time	By	Reference
Extraction of ETPH	Completed				03/28/24	Z/K	SW3510C/SW3520C
TPH by GC (Extractable Products)							
Ext. Petroleum H.C. (C9-C36)	ND	0.066	mg/L	1	03/30/24	JRB	CTETPH
Identification	ND		mg/L	1	03/30/24	JRB	CTETPH
QA/QC Surrogates							
% Terphenyl (surr)	81		%	1	03/30/24	JRB	50 - 150 %

RL/PQL=Reporting/Practical Quantitation Level ND=Not Detected BRL=Below Reporting Level
QA/QC Surrogates: Surrogates are compounds (preceeded with a %) added by the lab to determine analysis efficiency. Surrogate results(%) listed in the report are not "detected" compounds.

Comments:

If you are the client above and have any questions concerning this testing, please do not hesitate to contact Phoenix Client Services at ext.200.
The contents of this report cannot be discussed with anyone other than the client listed above without their written consent.

Phyllis Shiller, Laboratory Director
April 24, 2025
Reviewed and Released by: Phyllis Shiller, Laboratory Director

Environmental Laboratories, Inc.
587 East Middle Turnpike, P.O.Box 370, Manchester, CT 06045
Tel. (860) 645-1102

Analysis Report

April 24, 2025

FOR: Attn: Laura Willson
Weston & Sampson
712 Brook Street Suite 103
Rocky Hill, CT 06067

Sample Information		Custody Information		Date	Time
Matrix:	GROUND WATER	Collected by:		03/25/24	15:55
Location Code:	WESTSAMP	Received by:	CP	03/26/24	16:18
Rush Request:	Standard	Analyzed by:	see "By" below		
P.O.#:	EN624-0397				

Laboratory Data

SDG ID: GCQ36001
Phoenix ID: CQ36003

Project ID: SIMSBURY AWC
Client ID: MW-TRW1

Parameter	Result	RL/ PQL	Units	Dilution	Date/Time	By	Reference
Extraction of ETPH	Completed				03/28/24	Z/K	SW3510C/SW3520C
TPH by GC (Extractable Products)							
Ext. Petroleum H.C. (C9-C36)	0.47	0.067	mg/L	1	03/30/24	JRB	CTETPH
Identification	**		mg/L	1	03/30/24	JRB	CTETPH
QA/QC Surrogates							
% Terphenyl (surr)	82		%	1	03/30/24	JRB	50 - 150 %

RL/PQL=Reporting/Practical Quantitation Level ND=Not Detected BRL=Below Reporting Level
QA/QC Surrogates: Surrogates are compounds (preceeded with a %) added by the lab to determine analysis efficiency. Surrogate results(%) listed in the report are not "detected" compounds.

Comments:

TPH Comment:
**Petroleum hydrocarbon chromatogram contains a multicomponent hydrocarbon distribution in the range of C14 to C28. The sample was quantitated against a C9-C36 alkane hydrocarbon standard.

If you are the client above and have any questions concerning this testing, please do not hesitate to contact Phoenix Client Services at ext.200.
The contents of this report cannot be discussed with anyone other than the client listed above without their written consent.

Phyllis Shiller, Laboratory Director
April 24, 2025
Reviewed and Released by: Phyllis Shiller, Laboratory Director

Environmental Laboratories, Inc.
587 East Middle Turnpike, P.O.Box 370, Manchester, CT 06045
Tel. (860) 645-1102

Analysis Report

April 24, 2025

FOR: Attn: Laura Willson
Weston & Sampson
712 Brook Street Suite 103
Rocky Hill, CT 06067

Sample Information		Custody Information		Date	Time
Matrix:	GROUND WATER	Collected by:		03/25/24	10:55
Location Code:	WESTSAMP	Received by:	CP	03/26/24	16:18
Rush Request:	Standard	Analyzed by:	see "By" below		
P.O.#:	EN624-0397				

Laboratory Data

SDG ID: GCQ36001
Phoenix ID: CQ36004

Project ID: SIMSBURY AWC
Client ID: MW-4R

Parameter	Result	RL/ PQL	Units	Dilution	Date/Time	By	Reference
Semi-Volatile Extraction	Completed				03/31/24	CV/CV	SW3520C
Extraction of TPH	Completed				03/28/24	Z/K	SW3510C/SW3520C
TPH by GC (Extractable Products)							
Ext. Petroleum H.C. (C9-C36)	ND	0.066	mg/L	1	03/30/24	PS	CTETPH
Identification	ND		mg/L	1	03/30/24	PS	CTETPH
QA/QC Surrogates							
% Terphenyl (surr)	82		%	1	03/30/24	PS	50 - 150 %
TPH by GC (Extractable Products)							
Aviation Fuel/Kerosene	ND	0.47	mg/L	1	03/30/24	JRB	SW8015D DRO
Fuel Oil #2/ Diesel Fuel	ND	0.47	mg/L	1	03/30/24	JRB	SW8015D DRO
Fuel Oil #4	ND	0.47	mg/L	1	03/30/24	JRB	SW8015D DRO
Fuel Oil #6	ND	0.47	mg/L	1	03/30/24	JRB	SW8015D DRO
Motor Oil	ND	0.47	mg/L	1	03/30/24	JRB	SW8015D DRO
Total TPH	ND	0.47	mg/L	1	03/30/24	JRB	SW8015D DRO
Unidentified	ND	0.47	mg/L	1	03/30/24	JRB	SW8015D DRO
QA/QC Surrogates							
% Terphenyl (surr)	82		%	1	03/30/24	JRB	50 - 150 %
Volatiles							
1,1,1,2-Tetrachloroethane	ND	1.0	ug/L	1	03/28/24	MH	SW8260D
1,1,1-Trichloroethane	ND	1.0	ug/L	1	03/28/24	MH	SW8260D
1,1,2,2-Tetrachloroethane	ND	0.50	ug/L	1	03/28/24	MH	SW8260D
1,1,2-Trichloroethane	ND	1.0	ug/L	1	03/28/24	MH	SW8260D
1,1-Dichloroethane	ND	1.0	ug/L	1	03/28/24	MH	SW8260D
1,1-Dichloroethene	ND	1.0	ug/L	1	03/28/24	MH	SW8260D

Project ID: SIMSBURY AWC
Client ID: MW-4R

Phoenix I.D.: CQ36004

Parameter	Result	RL/ PQL	Units	Dilution	Date/Time	By	Reference
1,1-Dichloropropene	ND	1.0	ug/L	1	03/28/24	MH	SW8260D
1,2,3-Trichlorobenzene	ND	1.0	ug/L	1	03/28/24	MH	SW8260D
1,2,3-Trichloropropane	ND	1.0	ug/L	1	03/28/24	MH	SW8260D
1,2,4-Trichlorobenzene	ND	1.0	ug/L	1	03/28/24	MH	SW8260D
1,2,4-Trimethylbenzene	ND	1.0	ug/L	1	03/28/24	MH	SW8260D
1,2-Dibromo-3-chloropropane	ND	1.0	ug/L	1	03/28/24	MH	SW8260D
1,2-Dibromoethane	ND	1.0	ug/L	1	03/28/24	MH	SW8260D
1,2-Dichlorobenzene	ND	1.0	ug/L	1	03/28/24	MH	SW8260D
1,2-Dichloroethane	ND	0.60	ug/L	1	03/28/24	MH	SW8260D
1,2-Dichloropropane	ND	1.0	ug/L	1	03/28/24	MH	SW8260D
1,3,5-Trimethylbenzene	ND	1.0	ug/L	1	03/28/24	MH	SW8260D
1,3-Dichlorobenzene	ND	1.0	ug/L	1	03/28/24	MH	SW8260D
1,3-Dichloropropane	ND	1.0	ug/L	1	03/28/24	MH	SW8260D
1,4-Dichlorobenzene	ND	1.0	ug/L	1	03/28/24	MH	SW8260D
2,2-Dichloropropane	ND	1.0	ug/L	1	03/28/24	MH	SW8260D
2-Chlorotoluene	ND	1.0	ug/L	1	03/28/24	MH	SW8260D
2-Hexanone	ND	5.0	ug/L	1	03/28/24	MH	SW8260D
2-Isopropyltoluene	ND	1.0	ug/L	1	03/28/24	MH	SW8260D
4-Chlorotoluene	ND	1.0	ug/L	1	03/28/24	MH	SW8260D
4-Methyl-2-pentanone	ND	5.0	ug/L	1	03/28/24	MH	SW8260D
Acetone	ND	25	ug/L	1	03/28/24	MH	SW8260D
Acrylonitrile	ND	1.0	ug/L	1	03/28/24	MH	SW8260D
Benzene	ND	0.70	ug/L	1	03/28/24	MH	SW8260D
Bromobenzene	ND	1.0	ug/L	1	03/28/24	MH	SW8260D
Bromochloromethane	ND	1.0	ug/L	1	03/28/24	MH	SW8260D
Bromodichloromethane	ND	0.50	ug/L	1	03/28/24	MH	SW8260D
Bromoform	ND	1.0	ug/L	1	03/28/24	MH	SW8260D
Bromomethane	ND	1.0	ug/L	1	03/28/24	MH	SW8260D
Carbon Disulfide	ND	5.0	ug/L	1	03/28/24	MH	SW8260D
Carbon tetrachloride	ND	1.0	ug/L	1	03/28/24	MH	SW8260D
Chlorobenzene	ND	1.0	ug/L	1	03/28/24	MH	SW8260D
Chloroethane	ND	1.0	ug/L	1	03/28/24	MH	SW8260D
Chloroform	ND	1.0	ug/L	1	03/28/24	MH	SW8260D
Chloromethane	ND	1.0	ug/L	1	03/28/24	MH	SW8260D
cis-1,2-Dichloroethene	ND	1.0	ug/L	1	03/28/24	MH	SW8260D
cis-1,3-Dichloropropene	ND	0.40	ug/L	1	03/28/24	MH	SW8260D
Dibromochloromethane	ND	0.50	ug/L	1	03/28/24	MH	SW8260D
Dibromomethane	ND	1.0	ug/L	1	03/28/24	MH	SW8260D
Dichlorodifluoromethane	ND	1.0	ug/L	1	03/28/24	MH	SW8260D
Ethylbenzene	ND	1.0	ug/L	1	03/28/24	MH	SW8260D
Hexachlorobutadiene	ND	0.40	ug/L	1	03/28/24	MH	SW8260D
Isopropylbenzene	ND	1.0	ug/L	1	03/28/24	MH	SW8260D
m&p-Xylene	ND	1.0	ug/L	1	03/28/24	MH	SW8260D
Methyl ethyl ketone	ND	5.0	ug/L	1	03/28/24	MH	SW8260D
Methyl t-butyl ether (MTBE)	ND	1.0	ug/L	1	03/28/24	MH	SW8260D
Methylene chloride	ND	1.0	ug/L	1	03/28/24	MH	SW8260D
Naphthalene	ND	1.0	ug/L	1	03/28/24	MH	SW8260D
n-Butylbenzene	ND	1.0	ug/L	1	03/28/24	MH	SW8260D
n-Propylbenzene	ND	1.0	ug/L	1	03/28/24	MH	SW8260D

Project ID: SIMSBURY AWC
Client ID: MW-4R

Phoenix I.D.: CQ36004

Parameter	Result	RL/ PQL	Units	Dilution	Date/Time	By	Reference
o-Xylene	ND	1.0	ug/L	1	03/28/24	MH	SW8260D
p-Isopropyltoluene	ND	1.0	ug/L	1	03/28/24	MH	SW8260D
sec-Butylbenzene	ND	1.0	ug/L	1	03/28/24	MH	SW8260D
Styrene	ND	1.0	ug/L	1	03/28/24	MH	SW8260D
tert-Butylbenzene	ND	1.0	ug/L	1	03/28/24	MH	SW8260D
Tetrachloroethene	ND	1.0	ug/L	1	03/28/24	MH	SW8260D
Tetrahydrofuran (THF)	ND	2.5	ug/L	1	03/28/24	MH	SW8260D
Toluene	ND	1.0	ug/L	1	03/28/24	MH	SW8260D
Total Xylenes	ND	1.0	ug/L	1	03/28/24	MH	SW8260D
trans-1,2-Dichloroethene	ND	1.0	ug/L	1	03/28/24	MH	SW8260D
trans-1,3-Dichloropropene	ND	0.40	ug/L	1	03/28/24	MH	SW8260D
trans-1,4-dichloro-2-butene	ND	5.0	ug/L	1	03/28/24	MH	SW8260D
Trichloroethene	ND	1.0	ug/L	1	03/28/24	MH	SW8260D
Trichlorofluoromethane	ND	1.0	ug/L	1	03/28/24	MH	SW8260D
Trichlorotrifluoroethane	ND	1.0	ug/L	1	03/28/24	MH	SW8260D
Vinyl chloride	ND	1.0	ug/L	1	03/28/24	MH	SW8260D
QA/QC Surrogates							
% 1,2-dichlorobenzene-d4	97		%	1	03/28/24	MH	70 - 130 %
% Bromofluorobenzene	96		%	1	03/28/24	MH	70 - 130 %
% Dibromofluoromethane	98		%	1	03/28/24	MH	70 - 130 %
% Toluene-d8	97		%	1	03/28/24	MH	70 - 130 %
Semivolatiles by SIM, PAH							
2-Methylnaphthalene	ND	0.48	ug/L	1	04/02/24	KCA	SW8270E (SIM)
Acenaphthene	ND	0.48	ug/L	1	04/02/24	KCA	SW8270E (SIM)
Acenaphthylene	ND	0.29	ug/L	1	04/02/24	KCA	SW8270E (SIM)
Anthracene	ND	0.48	ug/L	1	04/02/24	KCA	SW8270E (SIM)
Benz(a)anthracene	ND	0.05	ug/L	1	04/02/24	KCA	SW8270E (SIM)
Benzo(a)pyrene	ND	0.19	ug/L	1	04/02/24	KCA	SW8270E (SIM)
Benzo(b)fluoranthene	ND	0.07	ug/L	1	04/02/24	KCA	SW8270E (SIM)
Benzo(ghi)perylene	ND	0.46	ug/L	1	04/02/24	KCA	SW8270E (SIM)
Benzo(k)fluoranthene	ND	0.29	ug/L	1	04/02/24	KCA	SW8270E (SIM)
Chrysene	ND	0.48	ug/L	1	04/02/24	KCA	SW8270E (SIM)
Dibenz(a,h)anthracene	ND	0.10	ug/L	1	04/02/24	KCA	SW8270E (SIM)
Fluoranthene	ND	0.48	ug/L	1	04/02/24	KCA	SW8270E (SIM)
Fluorene	ND	0.48	ug/L	1	04/02/24	KCA	SW8270E (SIM)
Indeno(1,2,3-cd)pyrene	ND	0.10	ug/L	1	04/02/24	KCA	SW8270E (SIM)
Naphthalene	ND	0.48	ug/L	1	04/02/24	KCA	SW8270E (SIM)
Phenanthrene	ND	0.06	ug/L	1	04/02/24	KCA	SW8270E (SIM)
Pyrene	ND	0.48	ug/L	1	04/02/24	KCA	SW8270E (SIM)
QA/QC Surrogates							
% 2-Fluorobiphenyl	80		%	1	04/02/24	KCA	30 - 130 %
% Nitrobenzene-d5	91		%	1	04/02/24	KCA	30 - 130 %
% Terphenyl-d14	97		%	1	04/02/24	KCA	30 - 130 %

Project ID: SIMSBURY AWC
Client ID: MW-4R

Phoenix I.D.: CQ36004

Parameter	Result	RL/ PQL	Units	Dilution	Date/Time	By	Reference

RL/PQL=Reporting/Practical Quantitation Level ND=Not Detected BRL=Below Reporting Level
QA/QC Surrogates: Surrogates are compounds (preceeded with a %) added by the lab to determine analysis efficiency. Surrogate results(%) listed in the report are not "detected" compounds.

Comments:

TPH Comment:
The Petroleum hydrocarbon chromatogram did not exhibit a petroleum hydrocarbon distribution.

If you are the client above and have any questions concerning this testing, please do not hesitate to contact Phoenix Client Services at ext.200.
The contents of this report cannot be discussed with anyone other than the client listed above without their written consent.



Phyllis Shiller, Laboratory Director
April 24, 2025
Reviewed and Released by: Phyllis Shiller, Laboratory Director

Environmental Laboratories, Inc.
587 East Middle Turnpike, P.O.Box 370, Manchester, CT 06045
Tel. (860) 645-1102

Analysis Report

April 24, 2025

FOR: Attn: Laura Willson
Weston & Sampson
712 Brook Street Suite 103
Rocky Hill, CT 06067

Sample Information		Custody Information		Date	Time
Matrix:	GROUND WATER	Collected by:		03/25/24	13:05
Location Code:	WESTSAMP	Received by:	CP	03/26/24	16:18
Rush Request:	Standard	Analyzed by:	see "By" below		
P.O.#:	EN624-0397				

Laboratory Data

SDG ID: GCQ36001
Phoenix ID: CQ36005

Project ID: SIMSBURY AWC
Client ID: MW-2A

Parameter	Result	RL/ PQL	Units	Dilution	Date/Time	By	Reference
Extraction of ETPH	Completed				03/28/24	Z/K	SW3510C/SW3520C
TPH by GC (Extractable Products)							
Ext. Petroleum H.C. (C9-C36)	ND	0.066	mg/L	1	03/30/24	JRB	CTETPH
Identification	ND		mg/L	1	03/30/24	JRB	CTETPH
QA/QC Surrogates							
% Terphenyl (surr)	80		%	1	03/30/24	JRB	50 - 150 %

RL/PQL=Reporting/Practical Quantitation Level ND=Not Detected BRL=Below Reporting Level
QA/QC Surrogates: Surrogates are compounds (preceeded with a %) added by the lab to determine analysis efficiency. Surrogate results(%) listed in the report are not "detected" compounds.

Comments:

If you are the client above and have any questions concerning this testing, please do not hesitate to contact Phoenix Client Services at ext.200.
The contents of this report cannot be discussed with anyone other than the client listed above without their written consent.

Phyllis Shiller, Laboratory Director
April 24, 2025
Reviewed and Released by: Phyllis Shiller, Laboratory Director

Environmental Laboratories, Inc.
587 East Middle Turnpike, P.O.Box 370, Manchester, CT 06045
Tel. (860) 645-1102

Analysis Report

April 24, 2025

FOR: Attn: Laura Willson
Weston & Sampson
712 Brook Street Suite 103
Rocky Hill, CT 06067

Sample Information		Custody Information		Date	Time
Matrix:	GROUND WATER	Collected by:		03/25/24	10:45
Location Code:	WESTSAMP	Received by:	CP	03/26/24	16:18
Rush Request:	Standard	Analyzed by:	see "By" below		
P.O.#:	EN624-0397				

Laboratory Data

SDG ID: GCQ36001
Phoenix ID: CQ36006

Project ID: SIMSBURY AWC
Client ID: MW-11A

Parameter	Result	RL/ PQL	Units	Dilution	Date/Time	By	Reference
Extraction of ETPH	Completed				03/28/24	Z/K	SW3510C/SW3520C
TPH by GC (Extractable Products)							
Ext. Petroleum H.C. (C9-C36)	ND	0.067	mg/L	1	03/30/24	JRB	CTETPH
Identification	ND		mg/L	1	03/30/24	JRB	CTETPH
QA/QC Surrogates							
% Terphenyl (surr)	90		%	1	03/30/24	JRB	50 - 150 %

RL/PQL=Reporting/Practical Quantitation Level ND=Not Detected BRL=Below Reporting Level
QA/QC Surrogates: Surrogates are compounds (preceeded with a %) added by the lab to determine analysis efficiency. Surrogate results(%) listed in the report are not "detected" compounds.

Comments:

If you are the client above and have any questions concerning this testing, please do not hesitate to contact Phoenix Client Services at ext.200.
The contents of this report cannot be discussed with anyone other than the client listed above without their written consent.

Phyllis Shiller, Laboratory Director
April 24, 2025
Reviewed and Released by: Phyllis Shiller, Laboratory Director

Environmental Laboratories, Inc.
587 East Middle Turnpike, P.O.Box 370, Manchester, CT 06045
Tel. (860) 645-1102

Analysis Report

April 24, 2025

FOR: Attn: Laura Willson
Weston & Sampson
712 Brook Street Suite 103
Rocky Hill, CT 06067

Sample Information		Custody Information		Date	Time
Matrix:	GROUND WATER	Collected by:		03/25/24	12:08
Location Code:	WESTSAMP	Received by:	CP	03/26/24	16:18
Rush Request:	Standard	Analyzed by:	see "By" below		
P.O.#:	EN624-0397				

Laboratory Data

SDG ID: GCQ36001
Phoenix ID: CQ36007

Project ID: SIMSBURY AWC
Client ID: MW-6

Parameter	Result	RL/ PQL	Units	Dilution	Date/Time	By	Reference
Extraction of TPH	Completed				03/28/24	Z/K	SW3510C/SW3520C
TPH by GC (Extractable Products)							
Ext. Petroleum H.C. (C9-C36)	2.2	0.067	mg/L	1	03/30/24	PS	CTETPH
Identification	**		mg/L	1	03/30/24	PS	CTETPH
QA/QC Surrogates							
% Terphenyl (surr)	72		%	1	03/30/24	PS	50 - 150 %
TPH by GC (Extractable Products)							
Aviation Fuel/Kerosene	ND	0.48	mg/L	1	03/30/24	JRB	SW8015D DRO
Fuel Oil #2/ Diesel Fuel	ND	0.48	mg/L	1	03/30/24	JRB	SW8015D DRO
Fuel Oil #4	ND	0.48	mg/L	1	03/30/24	JRB	SW8015D DRO
Fuel Oil #6	ND	0.48	mg/L	1	03/30/24	JRB	SW8015D DRO
Motor Oil	ND	0.48	mg/L	1	03/30/24	JRB	SW8015D DRO
Total TPH	2.2	0.48	mg/L	1	03/30/24	JRB	SW8015D DRO
Unidentified	**	0.48	mg/L	1	03/30/24	JRB	SW8015D DRO
QA/QC Surrogates							
% Terphenyl (surr)	72		%	1	03/30/24	JRB	50 - 150 %

Project ID: SIMSBURY AWC
Client ID: MW-6

Phoenix I.D.: CQ36007

Parameter	Result	RL/ PQL	Units	Dilution	Date/Time	By	Reference

RL/PQL=Reporting/Practical Quantitation Level ND=Not Detected BRL=Below Reporting Level
QA/QC Surrogates: Surrogates are compounds (preceeded with a %) added by the lab to determine analysis efficiency. Surrogate results(%) listed in the report are not "detected" compounds.

Comments:

TPH Comment:
**Petroleum hydrocarbon chromatogram contains a multicomponent hydrocarbon distribution in the range of C12 to C36. The sample was quantitated against a C9-C36 alkane hydrocarbon standard.

If you are the client above and have any questions concerning this testing, please do not hesitate to contact Phoenix Client Services at ext.200.
The contents of this report cannot be discussed with anyone other than the client listed above without their written consent.

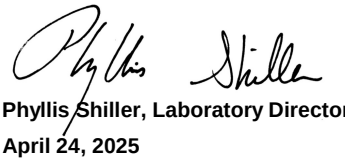

Phyllis Shiller, Laboratory Director
April 24, 2025
Reviewed and Released by: Phyllis Shiller, Laboratory Director

Environmental Laboratories, Inc.
587 East Middle Turnpike, P.O.Box 370, Manchester, CT 06045
Tel. (860) 645-1102

Analysis Report

April 24, 2025

FOR: Attn: Laura Willson
Weston & Sampson
712 Brook Street Suite 103
Rocky Hill, CT 06067

Sample Information		Custody Information		Date	Time
Matrix:	GROUND WATER	Collected by:		03/25/24	12:10
Location Code:	WESTSAMP	Received by:	CP	03/26/24	16:18
Rush Request:	Standard	Analyzed by:	see "By" below		
P.O.#:	EN624-0397				

Laboratory Data

SDG ID: GCQ36001
Phoenix ID: CQ36008

Project ID: SIMSBURY AWC
Client ID: MW-10

Parameter	Result	RL/ PQL	Units	Dilution	Date/Time	By	Reference
Extraction of ETPH	Completed				03/29/24	Z/D	SW3510C/SW3520C
TPH by GC (Extractable Products)							
Ext. Petroleum H.C. (C9-C36)	1.1	0.066	mg/L	1	04/01/24	JRB	CTETPH
Identification	**		mg/L	1	04/01/24	JRB	CTETPH
QA/QC Surrogates							
% Terphenyl (surr)	78		%	1	04/01/24	JRB	50 - 150 %

RL/PQL=Reporting/Practical Quantitation Level ND=Not Detected BRL=Below Reporting Level
QA/QC Surrogates: Surrogates are compounds (preceeded with a %) added by the lab to determine analysis efficiency. Surrogate results(%) listed in the report are not "detected" compounds.

Comments:

TPH Comment:
**Petroleum hydrocarbon chromatogram contains a multicomponent hydrocarbon distribution in the range of C14 to C36. The sample was quantitated against a C9-C36 alkane hydrocarbon standard.

If you are the client above and have any questions concerning this testing, please do not hesitate to contact Phoenix Client Services at ext.200.
The contents of this report cannot be discussed with anyone other than the client listed above without their written consent.

Phyllis Shiller, Laboratory Director
April 24, 2025
Reviewed and Released by: Phyllis Shiller, Laboratory Director

Environmental Laboratories, Inc.
587 East Middle Turnpike, P.O.Box 370, Manchester, CT 06045
Tel. (860) 645-1102

Analysis Report

April 24, 2025

FOR: Attn: Laura Willson
Weston & Sampson
712 Brook Street Suite 103
Rocky Hill, CT 06067

Sample Information		Custody Information		Date	Time
Matrix:	GROUND WATER	Collected by:		03/25/24	14:50
Location Code:	WESTSAMP	Received by:	CP	03/26/24	16:18
Rush Request:	Standard	Analyzed by:	see "By" below		
P.O.#:	EN624-0397				

Laboratory Data

SDG ID: GCQ36001
Phoenix ID: CQ36009

Project ID: SIMSBURY AWC
Client ID: MW-T3

Parameter	Result	RL/ PQL	Units	Dilution	Date/Time	By	Reference
Extraction of ETPH	Completed				03/29/24	Z/D	SW3510C/SW3520C
TPH by GC (Extractable Products)							
Ext. Petroleum H.C. (C9-C36)	0.67	0.066	mg/L	1	04/01/24	JRB	CTETPH
Identification	**		mg/L	1	04/01/24	JRB	CTETPH
QA/QC Surrogates							
% Terphenyl (surr)	85		%	1	04/01/24	JRB	50 - 150 %

RL/PQL=Reporting/Practical Quantitation Level ND=Not Detected BRL=Below Reporting Level
QA/QC Surrogates: Surrogates are compounds (preceeded with a %) added by the lab to determine analysis efficiency. Surrogate results(%) listed in the report are not "detected" compounds.

Comments:

TPH Comment:
**Petroleum hydrocarbon chromatogram contains a multicomponent hydrocarbon distribution in the range of C14 to C36. The sample was quantitated against a C9-C36 alkane hydrocarbon standard.

If you are the client above and have any questions concerning this testing, please do not hesitate to contact Phoenix Client Services at ext.200.
The contents of this report cannot be discussed with anyone other than the client listed above without their written consent.

Phyllis Shiller, Laboratory Director
April 24, 2025
Reviewed and Released by: Phyllis Shiller, Laboratory Director

Environmental Laboratories, Inc.
587 East Middle Turnpike, P.O.Box 370, Manchester, CT 06045
Tel. (860) 645-1102

Analysis Report

April 24, 2025

FOR: Attn: Laura Willson
Weston & Sampson
712 Brook Street Suite 103
Rocky Hill, CT 06067

Sample Information		Custody Information		Date	Time
Matrix:	GROUND WATER	Collected by:		03/25/24	14:25
Location Code:	WESTSAMP	Received by:	CP	03/26/24	16:18
Rush Request:	Standard	Analyzed by:	see "By" below		
P.O.#:	EN624-0397				

Laboratory Data

SDG ID: GCQ36001
Phoenix ID: CQ36010

Project ID: SIMSBURY AWC
Client ID: MW-T6

Parameter	Result	RL/ PQL	Units	Dilution	Date/Time	By	Reference
Extraction of ETPH	Completed				03/29/24	Z/D	SW3510C/SW3520C
TPH by GC (Extractable Products)							
Ext. Petroleum H.C. (C9-C36)	ND	0.069	mg/L	1	04/01/24	JRB	CTETPH
Identification	ND		mg/L	1	04/01/24	JRB	CTETPH
QA/QC Surrogates							
% Terphenyl (surr)	81		%	1	04/01/24	JRB	50 - 150 %

RL/PQL=Reporting/Practical Quantitation Level ND=Not Detected BRL=Below Reporting Level
QA/QC Surrogates: Surrogates are compounds (preceeded with a %) added by the lab to determine analysis efficiency. Surrogate results(%) listed in the report are not "detected" compounds.

Comments:

If you are the client above and have any questions concerning this testing, please do not hesitate to contact Phoenix Client Services at ext.200.
The contents of this report cannot be discussed with anyone other than the client listed above without their written consent.

Phyllis Shiller, Laboratory Director
April 24, 2025
Reviewed and Released by: Phyllis Shiller, Laboratory Director

Environmental Laboratories, Inc.
587 East Middle Turnpike, P.O.Box 370, Manchester, CT 06045
Tel. (860) 645-1102

Analysis Report

April 24, 2025

FOR: Attn: Laura Willson
Weston & Sampson
712 Brook Street Suite 103
Rocky Hill, CT 06067

Sample Information		Custody Information		Date	Time
Matrix:	GROUND WATER	Collected by:		03/25/24	17:50
Location Code:	WESTSAMP	Received by:	CP	03/26/24	16:18
Rush Request:	Standard	Analyzed by:	see "By" below		
P.O.#:	EN624-0397				

Laboratory Data

SDG ID: GCQ36001
Phoenix ID: CQ36011

Project ID: SIMSBURY AWC
Client ID: MW-202

Parameter	Result	RL/ PQL	Units	Dilution	Date/Time	By	Reference
Extraction of ETPH	Completed				03/29/24	Z/D	SW3510C/SW3520C
TPH by GC (Extractable Products)							
Ext. Petroleum H.C. (C9-C36)	ND	0.067	mg/L	1	04/02/24	JRB	CTETPH
Identification	ND		mg/L	1	04/02/24	JRB	CTETPH
QA/QC Surrogates							
% Terphenyl (surr)	87		%	1	04/02/24	JRB	50 - 150 %

RL/PQL=Reporting/Practical Quantitation Level ND=Not Detected BRL=Below Reporting Level
QA/QC Surrogates: Surrogates are compounds (preceeded with a %) added by the lab to determine analysis efficiency. Surrogate results(%) listed in the report are not "detected" compounds.

Comments:

If you are the client above and have any questions concerning this testing, please do not hesitate to contact Phoenix Client Services at ext.200.
The contents of this report cannot be discussed with anyone other than the client listed above without their written consent.

Phyllis Shiller, Laboratory Director
April 24, 2025
Reviewed and Released by: Phyllis Shiller, Laboratory Director

Environmental Laboratories, Inc.
587 East Middle Turnpike, P.O.Box 370, Manchester, CT 06045
Tel. (860) 645-1102

Analysis Report

April 24, 2025

FOR: Attn: Laura Willson
Weston & Sampson
712 Brook Street Suite 103
Rocky Hill, CT 06067

Sample Information		Custody Information		Date	Time
Matrix:	GROUND WATER	Collected by:		03/25/24	13:55
Location Code:	WESTSAMP	Received by:	CP	03/26/24	16:18
Rush Request:	Standard	Analyzed by:	see "By" below		
P.O.#:	EN624-0397				

Laboratory Data

SDG ID: GCQ36001
Phoenix ID: CQ36012

Project ID: SIMSBURY AWC
Client ID: MW-203

Parameter	Result	RL/ PQL	Units	Dilution	Date/Time	By	Reference
Extraction of ETPH	Completed				03/29/24	Z/D	SW3510C/SW3520C
TPH by GC (Extractable Products)							
Ext. Petroleum H.C. (C9-C36)	ND	0.067	mg/L	1	04/02/24	JRB	CTETPH
Identification	ND		mg/L	1	04/02/24	JRB	CTETPH
QA/QC Surrogates							
% Terphenyl (surr)	69		%	1	04/02/24	JRB	50 - 150 %

RL/PQL=Reporting/Practical Quantitation Level ND=Not Detected BRL=Below Reporting Level
QA/QC Surrogates: Surrogates are compounds (preceeded with a %) added by the lab to determine analysis efficiency. Surrogate results(%) listed in the report are not "detected" compounds.

Comments:

If you are the client above and have any questions concerning this testing, please do not hesitate to contact Phoenix Client Services at ext.200.
The contents of this report cannot be discussed with anyone other than the client listed above without their written consent.

Phyllis Shiller, Laboratory Director
April 24, 2025
Reviewed and Released by: Phyllis Shiller, Laboratory Director

Environmental Laboratories, Inc.
587 East Middle Turnpike, P.O.Box 370, Manchester, CT 06045
Tel. (860) 645-1102

Analysis Report

April 24, 2025

FOR: Attn: Laura Willson
Weston & Sampson
712 Brook Street Suite 103
Rocky Hill, CT 06067

Sample Information		Custody Information		Date	Time
Matrix:	GROUND WATER	Collected by:		03/25/24	17:25
Location Code:	WESTSAMP	Received by:	CP	03/26/24	16:18
Rush Request:	Standard	Analyzed by:	see "By" below		
P.O.#:	EN624-0397				

Laboratory Data

SDG ID: GCQ36001
Phoenix ID: CQ36014

Project ID: SIMSBURY AWC
Client ID: MW-101

Parameter	Result	RL/ PQL	Units	Dilution	Date/Time	By	Reference
Extraction of ETPH	Completed				03/29/24	Z/D	SW3510C/SW3520C
TPH by GC (Extractable Products)							
Ext. Petroleum H.C. (C9-C36)	ND	0.066	mg/L	1	04/01/24	JRB	CTETPH
Identification	ND		mg/L	1	04/01/24	JRB	CTETPH
QA/QC Surrogates							
% Terphenyl (surr)	78		%	1	04/01/24	JRB	50 - 150 %

RL/PQL=Reporting/Practical Quantitation Level ND=Not Detected BRL=Below Reporting Level
QA/QC Surrogates: Surrogates are compounds (preceeded with a %) added by the lab to determine analysis efficiency. Surrogate results(%) listed in the report are not "detected" compounds.

Comments:

If you are the client above and have any questions concerning this testing, please do not hesitate to contact Phoenix Client Services at ext.200.
The contents of this report cannot be discussed with anyone other than the client listed above without their written consent.

Phyllis Shiller, Laboratory Director
April 24, 2025
Reviewed and Released by: Phyllis Shiller, Laboratory Director

Environmental Laboratories, Inc.
587 East Middle Turnpike, P.O.Box 370, Manchester, CT 06045
Tel. (860) 645-1102

Analysis Report

April 24, 2025

FOR: Attn: Laura Willson
Weston & Sampson
712 Brook Street Suite 103
Rocky Hill, CT 06067

Sample Information		Custody Information		Date	Time
Matrix:	GROUND WATER	Collected by:		03/25/24	13:35
Location Code:	WESTSAMP	Received by:	CP	03/26/24	16:18
Rush Request:	Standard	Analyzed by:	see "By" below		
P.O.#:	EN624-0397				

Laboratory Data

SDG ID: GCQ36001
Phoenix ID: CQ36015

Project ID: SIMSBURY AWC
Client ID: MW-102

Parameter	Result	RL/ PQL	Units	Dilution	Date/Time	By	Reference
Extraction of ETPH	Completed				03/29/24	Z/D	SW3510C/SW3520C
TPH by GC (Extractable Products)							
Ext. Petroleum H.C. (C9-C36)	ND	0.067	mg/L	1	04/01/24	JRB	CTETPH
Identification	ND		mg/L	1	04/01/24	JRB	CTETPH
QA/QC Surrogates							
% Terphenyl (surr)	73		%	1	04/01/24	JRB	50 - 150 %
Volatiles							
1,1,1,2-Tetrachloroethane	ND	1.0	ug/L	1	03/28/24	MH	SW8260D
1,1,1-Trichloroethane	ND	1.0	ug/L	1	03/28/24	MH	SW8260D
1,1,2,2-Tetrachloroethane	ND	0.50	ug/L	1	03/28/24	MH	SW8260D
1,1,2-Trichloroethane	ND	1.0	ug/L	1	03/28/24	MH	SW8260D
1,1-Dichloroethane	ND	1.0	ug/L	1	03/28/24	MH	SW8260D
1,1-Dichloroethene	ND	1.0	ug/L	1	03/28/24	MH	SW8260D
1,1-Dichloropropene	ND	1.0	ug/L	1	03/28/24	MH	SW8260D
1,2,3-Trichlorobenzene	ND	1.0	ug/L	1	03/28/24	MH	SW8260D
1,2,3-Trichloropropane	ND	1.0	ug/L	1	03/28/24	MH	SW8260D
1,2,4-Trichlorobenzene	ND	1.0	ug/L	1	03/28/24	MH	SW8260D
1,2,4-Trimethylbenzene	ND	1.0	ug/L	1	03/28/24	MH	SW8260D
1,2-Dibromo-3-chloropropane	ND	1.0	ug/L	1	03/28/24	MH	SW8260D
1,2-Dibromoethane	ND	1.0	ug/L	1	03/28/24	MH	SW8260D
1,2-Dichlorobenzene	ND	1.0	ug/L	1	03/28/24	MH	SW8260D
1,2-Dichloroethane	ND	0.60	ug/L	1	03/28/24	MH	SW8260D
1,2-Dichloropropane	ND	1.0	ug/L	1	03/28/24	MH	SW8260D
1,3,5-Trimethylbenzene	ND	1.0	ug/L	1	03/28/24	MH	SW8260D
1,3-Dichlorobenzene	ND	1.0	ug/L	1	03/28/24	MH	SW8260D

Ver 3

Project ID: SIMSBURY AWC
Client ID: MW-102

Phoenix I.D.: CQ36015

Parameter	Result	RL/ PQL	Units	Dilution	Date/Time	By	Reference
1,3-Dichloropropane	ND	1.0	ug/L	1	03/28/24	MH	SW8260D
1,4-Dichlorobenzene	ND	1.0	ug/L	1	03/28/24	MH	SW8260D
2,2-Dichloropropane	ND	1.0	ug/L	1	03/28/24	MH	SW8260D
2-Chlorotoluene	ND	1.0	ug/L	1	03/28/24	MH	SW8260D
2-Hexanone	ND	5.0	ug/L	1	03/28/24	MH	SW8260D
2-Isopropyltoluene	ND	1.0	ug/L	1	03/28/24	MH	SW8260D
4-Chlorotoluene	ND	1.0	ug/L	1	03/28/24	MH	SW8260D
4-Methyl-2-pentanone	ND	5.0	ug/L	1	03/28/24	MH	SW8260D
Acetone	ND	25	ug/L	1	03/28/24	MH	SW8260D
Acrylonitrile	ND	1.0	ug/L	1	03/28/24	MH	SW8260D
Benzene	ND	0.70	ug/L	1	03/28/24	MH	SW8260D
Bromobenzene	ND	1.0	ug/L	1	03/28/24	MH	SW8260D
Bromochloromethane	ND	1.0	ug/L	1	03/28/24	MH	SW8260D
Bromodichloromethane	ND	0.50	ug/L	1	03/28/24	MH	SW8260D
Bromoform	ND	1.0	ug/L	1	03/28/24	MH	SW8260D
Bromomethane	ND	1.0	ug/L	1	03/28/24	MH	SW8260D
Carbon Disulfide	ND	5.0	ug/L	1	03/28/24	MH	SW8260D
Carbon tetrachloride	ND	1.0	ug/L	1	03/28/24	MH	SW8260D
Chlorobenzene	ND	1.0	ug/L	1	03/28/24	MH	SW8260D
Chloroethane	ND	1.0	ug/L	1	03/28/24	MH	SW8260D
Chloroform	ND	1.0	ug/L	1	03/28/24	MH	SW8260D
Chloromethane	ND	1.0	ug/L	1	03/28/24	MH	SW8260D
cis-1,2-Dichloroethene	ND	1.0	ug/L	1	03/28/24	MH	SW8260D
cis-1,3-Dichloropropene	ND	0.40	ug/L	1	03/28/24	MH	SW8260D
Dibromochloromethane	ND	0.50	ug/L	1	03/28/24	MH	SW8260D
Dibromomethane	ND	1.0	ug/L	1	03/28/24	MH	SW8260D
Dichlorodifluoromethane	ND	1.0	ug/L	1	03/28/24	MH	SW8260D
Ethylbenzene	ND	1.0	ug/L	1	03/28/24	MH	SW8260D
Hexachlorobutadiene	ND	0.40	ug/L	1	03/28/24	MH	SW8260D
Isopropylbenzene	ND	1.0	ug/L	1	03/28/24	MH	SW8260D
m&p-Xylene	ND	1.0	ug/L	1	03/28/24	MH	SW8260D
Methyl ethyl ketone	ND	5.0	ug/L	1	03/28/24	MH	SW8260D
Methyl t-butyl ether (MTBE)	ND	1.0	ug/L	1	03/28/24	MH	SW8260D
Methylene chloride	ND	1.0	ug/L	1	03/28/24	MH	SW8260D
Naphthalene	ND	1.0	ug/L	1	03/28/24	MH	SW8260D
n-Butylbenzene	ND	1.0	ug/L	1	03/28/24	MH	SW8260D
n-Propylbenzene	ND	1.0	ug/L	1	03/28/24	MH	SW8260D
o-Xylene	ND	1.0	ug/L	1	03/28/24	MH	SW8260D
p-Isopropyltoluene	ND	1.0	ug/L	1	03/28/24	MH	SW8260D
sec-Butylbenzene	ND	1.0	ug/L	1	03/28/24	MH	SW8260D
Styrene	ND	1.0	ug/L	1	03/28/24	MH	SW8260D
tert-Butylbenzene	ND	1.0	ug/L	1	03/28/24	MH	SW8260D
Tetrachloroethene	ND	1.0	ug/L	1	03/28/24	MH	SW8260D
Tetrahydrofuran (THF)	ND	2.5	ug/L	1	03/28/24	MH	SW8260D
Toluene	ND	1.0	ug/L	1	03/28/24	MH	SW8260D
Total Xylenes	ND	1.0	ug/L	1	03/28/24	MH	SW8260D
trans-1,2-Dichloroethene	ND	1.0	ug/L	1	03/28/24	MH	SW8260D
trans-1,3-Dichloropropene	ND	0.40	ug/L	1	03/28/24	MH	SW8260D
trans-1,4-dichloro-2-butene	ND	5.0	ug/L	1	03/28/24	MH	SW8260D

Project ID: SIMSBURY AWC
Client ID: MW-102

Phoenix I.D.: CQ36015

Parameter	Result	RL/ PQL	Units	Dilution	Date/Time	By	Reference
Trichloroethene	ND	1.0	ug/L	1	03/28/24	MH	SW8260D
Trichlorofluoromethane	ND	1.0	ug/L	1	03/28/24	MH	SW8260D
Trichlorotrifluoroethane	ND	1.0	ug/L	1	03/28/24	MH	SW8260D
Vinyl chloride	ND	1.0	ug/L	1	03/28/24	MH	SW8260D
QA/QC Surrogates							
% 1,2-dichlorobenzene-d4	96		%	1	03/28/24	MH	70 - 130 %
% Bromofluorobenzene	96		%	1	03/28/24	MH	70 - 130 %
% Dibromofluoromethane	97		%	1	03/28/24	MH	70 - 130 %
% Toluene-d8	97		%	1	03/28/24	MH	70 - 130 %

RL/PQL=Reporting/Practical Quantitation Level ND=Not Detected BRL=Below Reporting Level
QA/QC Surrogates: Surrogates are compounds (preceeded with a %) added by the lab to determine analysis efficiency. Surrogate results(%) listed in the report are not "detected" compounds.

Comments:

If you are the client above and have any questions concerning this testing, please do not hesitate to contact Phoenix Client Services at ext.200.
The contents of this report cannot be discussed with anyone other than the client listed above without their written consent.

Phyllis Shiller, Laboratory Director
April 24, 2025
Reviewed and Released by: Phyllis Shiller, Laboratory Director

Environmental Laboratories, Inc.
587 East Middle Turnpike, P.O.Box 370, Manchester, CT 06045
Tel. (860) 645-1102

Analysis Report

April 24, 2025

FOR: Attn: Laura Willson
Weston & Sampson
712 Brook Street Suite 103
Rocky Hill, CT 06067

Sample Information		Custody Information		Date	Time
Matrix:	GROUND WATER	Collected by:		03/25/24	
Location Code:	WESTSAMP	Received by:	CP	03/26/24	16:18
Rush Request:	Standard	Analyzed by:	see "By" below		
P.O.#:	EN624-0397				

Laboratory Data

SDG ID: GCQ36001
Phoenix ID: CQ36016

Project ID: SIMSBURY AWC
Client ID: DUP-1

Parameter	Result	RL/ PQL	Units	Dilution	Date/Time	By	Reference
Volatiles							
1,1,1,2-Tetrachloroethane	ND	1.0	ug/L	1	03/28/24	MH	SW8260D
1,1,1-Trichloroethane	ND	1.0	ug/L	1	03/28/24	MH	SW8260D
1,1,2,2-Tetrachloroethane	ND	0.50	ug/L	1	03/28/24	MH	SW8260D
1,1,2-Trichloroethane	ND	1.0	ug/L	1	03/28/24	MH	SW8260D
1,1-Dichloroethane	ND	1.0	ug/L	1	03/28/24	MH	SW8260D
1,1-Dichloroethene	ND	1.0	ug/L	1	03/28/24	MH	SW8260D
1,1-Dichloropropene	ND	1.0	ug/L	1	03/28/24	MH	SW8260D
1,2,3-Trichlorobenzene	ND	1.0	ug/L	1	03/28/24	MH	SW8260D
1,2,3-Trichloropropane	ND	1.0	ug/L	1	03/28/24	MH	SW8260D
1,2,4-Trichlorobenzene	ND	1.0	ug/L	1	03/28/24	MH	SW8260D
1,2,4-Trimethylbenzene	ND	1.0	ug/L	1	03/28/24	MH	SW8260D
1,2-Dibromo-3-chloropropane	ND	1.0	ug/L	1	03/28/24	MH	SW8260D
1,2-Dibromoethane	ND	1.0	ug/L	1	03/28/24	MH	SW8260D
1,2-Dichlorobenzene	ND	1.0	ug/L	1	03/28/24	MH	SW8260D
1,2-Dichloroethane	ND	0.60	ug/L	1	03/28/24	MH	SW8260D
1,2-Dichloropropane	ND	1.0	ug/L	1	03/28/24	MH	SW8260D
1,3,5-Trimethylbenzene	ND	1.0	ug/L	1	03/28/24	MH	SW8260D
1,3-Dichlorobenzene	ND	1.0	ug/L	1	03/28/24	MH	SW8260D
1,3-Dichloropropane	ND	1.0	ug/L	1	03/28/24	MH	SW8260D
1,4-Dichlorobenzene	ND	1.0	ug/L	1	03/28/24	MH	SW8260D
2,2-Dichloropropane	ND	1.0	ug/L	1	03/28/24	MH	SW8260D
2-Chlorotoluene	ND	1.0	ug/L	1	03/28/24	MH	SW8260D
2-Hexanone	ND	5.0	ug/L	1	03/28/24	MH	SW8260D
2-Isopropyltoluene	ND	1.0	ug/L	1	03/28/24	MH	SW8260D
4-Chlorotoluene	ND	1.0	ug/L	1	03/28/24	MH	SW8260D
4-Methyl-2-pentanone	ND	5.0	ug/L	1	03/28/24	MH	SW8260D

Project ID: SIMSBURY AWC
Client ID: DUP-1

Phoenix I.D.: CQ36016

Parameter	Result	RL/ PQL	Units	Dilution	Date/Time	By	Reference
Acetone	ND	25	ug/L	1	03/28/24	MH	SW8260D
Acrylonitrile	ND	1.0	ug/L	1	03/28/24	MH	SW8260D
Benzene	ND	0.70	ug/L	1	03/28/24	MH	SW8260D
Bromobenzene	ND	1.0	ug/L	1	03/28/24	MH	SW8260D
Bromochloromethane	ND	1.0	ug/L	1	03/28/24	MH	SW8260D
Bromodichloromethane	ND	0.50	ug/L	1	03/28/24	MH	SW8260D
Bromoform	ND	1.0	ug/L	1	03/28/24	MH	SW8260D
Bromomethane	ND	1.0	ug/L	1	03/28/24	MH	SW8260D
Carbon Disulfide	ND	5.0	ug/L	1	03/28/24	MH	SW8260D
Carbon tetrachloride	ND	1.0	ug/L	1	03/28/24	MH	SW8260D
Chlorobenzene	ND	1.0	ug/L	1	03/28/24	MH	SW8260D
Chloroethane	ND	1.0	ug/L	1	03/28/24	MH	SW8260D
Chloroform	ND	1.0	ug/L	1	03/28/24	MH	SW8260D
Chloromethane	ND	1.0	ug/L	1	03/28/24	MH	SW8260D
cis-1,2-Dichloroethene	ND	1.0	ug/L	1	03/28/24	MH	SW8260D
cis-1,3-Dichloropropene	ND	0.40	ug/L	1	03/28/24	MH	SW8260D
Dibromochloromethane	ND	0.50	ug/L	1	03/28/24	MH	SW8260D
Dibromomethane	ND	1.0	ug/L	1	03/28/24	MH	SW8260D
Dichlorodifluoromethane	ND	1.0	ug/L	1	03/28/24	MH	SW8260D
Ethylbenzene	ND	1.0	ug/L	1	03/28/24	MH	SW8260D
Hexachlorobutadiene	ND	0.40	ug/L	1	03/28/24	MH	SW8260D
Isopropylbenzene	ND	1.0	ug/L	1	03/28/24	MH	SW8260D
m&p-Xylene	ND	1.0	ug/L	1	03/28/24	MH	SW8260D
Methyl ethyl ketone	ND	5.0	ug/L	1	03/28/24	MH	SW8260D
Methyl t-butyl ether (MTBE)	ND	1.0	ug/L	1	03/28/24	MH	SW8260D
Methylene chloride	ND	1.0	ug/L	1	03/28/24	MH	SW8260D
Naphthalene	ND	1.0	ug/L	1	03/28/24	MH	SW8260D
n-Butylbenzene	ND	1.0	ug/L	1	03/28/24	MH	SW8260D
n-Propylbenzene	ND	1.0	ug/L	1	03/28/24	MH	SW8260D
o-Xylene	ND	1.0	ug/L	1	03/28/24	MH	SW8260D
p-Isopropyltoluene	ND	1.0	ug/L	1	03/28/24	MH	SW8260D
sec-Butylbenzene	ND	1.0	ug/L	1	03/28/24	MH	SW8260D
Styrene	ND	1.0	ug/L	1	03/28/24	MH	SW8260D
tert-Butylbenzene	ND	1.0	ug/L	1	03/28/24	MH	SW8260D
Tetrachloroethene	ND	1.0	ug/L	1	03/28/24	MH	SW8260D
Tetrahydrofuran (THF)	ND	2.5	ug/L	1	03/28/24	MH	SW8260D
Toluene	ND	1.0	ug/L	1	03/28/24	MH	SW8260D
Total Xylenes	ND	1.0	ug/L	1	03/28/24	MH	SW8260D
trans-1,2-Dichloroethene	ND	1.0	ug/L	1	03/28/24	MH	SW8260D
trans-1,3-Dichloropropene	ND	0.40	ug/L	1	03/28/24	MH	SW8260D
trans-1,4-dichloro-2-butene	ND	5.0	ug/L	1	03/28/24	MH	SW8260D
Trichloroethene	ND	1.0	ug/L	1	03/28/24	MH	SW8260D
Trichlorofluoromethane	ND	1.0	ug/L	1	03/28/24	MH	SW8260D
Trichlorotrifluoroethane	ND	1.0	ug/L	1	03/28/24	MH	SW8260D
Vinyl chloride	ND	1.0	ug/L	1	03/28/24	MH	SW8260D
QA/QC Surrogates							
% 1,2-dichlorobenzene-d4	96		%	1	03/28/24	MH	70 - 130 %
% Bromofluorobenzene	96		%	1	03/28/24	MH	70 - 130 %
% Dibromofluoromethane	97		%	1	03/28/24	MH	70 - 130 %

Ver 3

Project ID: SIMSBURY AWC
Client ID: DUP-1

Phoenix I.D.: CQ36016

Parameter	Result	RL/ PQL	Units	Dilution	Date/Time	By	Reference
% Toluene-d8	97		%	1	03/28/24	MH	70 - 130 %

RL/PQL=Reporting/Practical Quantitation Level ND=Not Detected BRL=Below Reporting Level
QA/QC Surrogates: Surrogates are compounds (preceeded with a %) added by the lab to determine analysis efficiency. Surrogate results(%) listed in the report are not "detected" compounds.

Comments:

If you are the client above and have any questions concerning this testing, please do not hesitate to contact Phoenix Client Services at ext.200.
The contents of this report cannot be discussed with anyone other than the client listed above without their written consent.

Phyllis Shiller, Laboratory Director
April 24, 2025
Reviewed and Released by: Phyllis Shiller, Laboratory Director

Environmental Laboratories, Inc.
587 East Middle Turnpike, P.O.Box 370, Manchester, CT 06045
Tel. (860) 645-1102

Analysis Report

April 24, 2025

FOR: Attn: Laura Willson
Weston & Sampson
712 Brook Street Suite 103
Rocky Hill, CT 06067

Sample Information		Custody Information		Date	Time
Matrix:	GROUND WATER	Collected by:		03/25/24	
Location Code:	WESTSAMP	Received by:	CP	03/26/24	16:18
Rush Request:	Standard	Analyzed by:	see "By" below		
P.O.#:	EN624-0397				

Laboratory Data

SDG ID: GCQ36001
Phoenix ID: CQ36017

Project ID: SIMSBURY AWC
Client ID: DUP-2

Parameter	Result	RL/ PQL	Units	Dilution	Date/Time	By	Reference
Extraction of ETPH	Completed				03/29/24	Z/D	SW3510C/SW3520C
TPH by GC (Extractable Products)							
Ext. Petroleum H.C. (C9-C36)	ND	0.067	mg/L	1	04/01/24	JRB	CTETPH
Identification	ND		mg/L	1	04/01/24	JRB	CTETPH
QA/QC Surrogates							
% Terphenyl (surr)	66		%	1	04/01/24	JRB	50 - 150 %

RL/PQL=Reporting/Practical Quantitation Level ND=Not Detected BRL=Below Reporting Level
QA/QC Surrogates: Surrogates are compounds (preceeded with a %) added by the lab to determine analysis efficiency. Surrogate results(%) listed in the report are not "detected" compounds.

Comments:

If you are the client above and have any questions concerning this testing, please do not hesitate to contact Phoenix Client Services at ext.200.
The contents of this report cannot be discussed with anyone other than the client listed above without their written consent.

Phyllis Shiller, Laboratory Director
April 24, 2025
Reviewed and Released by: Phyllis Shiller, Laboratory Director

Environmental Laboratories, Inc.
587 East Middle Turnpike, P.O.Box 370, Manchester, CT 06045
Tel. (860) 645-1102

Analysis Report

April 24, 2025

FOR: Attn: Laura Willson
Weston & Sampson
712 Brook Street Suite 103
Rocky Hill, CT 06067

Sample Information		Custody Information		Date	Time
Matrix:	GROUND WATER	Collected by:		03/25/24	
Location Code:	WESTSAMP	Received by:	CP	03/26/24	16:18
Rush Request:	Standard	Analyzed by:	see "By" below		
P.O.#:	EN624-0397				

Laboratory Data

SDG ID: GCQ36001
Phoenix ID: CQ36018

Project ID: SIMSBURY AWC
Client ID: DUP-3

Parameter	Result	RL/ PQL	Units	Dilution	Date/Time	By	Reference
Semi-Volatile Extraction	Completed				03/31/24	CV/CV	SW3520C
Semivolatiles by SIM, PAH							
2-Methylnaphthalene	ND	0.48	ug/L	1	04/02/24	KCA	SW8270E (SIM)
Acenaphthene	ND	0.48	ug/L	1	04/02/24	KCA	SW8270E (SIM)
Acenaphthylene	ND	0.29	ug/L	1	04/02/24	KCA	SW8270E (SIM)
Anthracene	ND	0.48	ug/L	1	04/02/24	KCA	SW8270E (SIM)
Benz(a)anthracene	ND	0.05	ug/L	1	04/02/24	KCA	SW8270E (SIM)
Benzo(a)pyrene	ND	0.19	ug/L	1	04/02/24	KCA	SW8270E (SIM)
Benzo(b)fluoranthene	ND	0.07	ug/L	1	04/02/24	KCA	SW8270E (SIM)
Benzo(ghi)perylene	ND	0.46	ug/L	1	04/02/24	KCA	SW8270E (SIM)
Benzo(k)fluoranthene	ND	0.29	ug/L	1	04/02/24	KCA	SW8270E (SIM)
Chrysene	ND	0.48	ug/L	1	04/02/24	KCA	SW8270E (SIM)
Dibenz(a,h)anthracene	ND	0.10	ug/L	1	04/02/24	KCA	SW8270E (SIM)
Fluoranthene	ND	0.48	ug/L	1	04/02/24	KCA	SW8270E (SIM)
Fluorene	ND	0.48	ug/L	1	04/02/24	KCA	SW8270E (SIM)
Indeno(1,2,3-cd)pyrene	ND	0.10	ug/L	1	04/02/24	KCA	SW8270E (SIM)
Naphthalene	ND	0.48	ug/L	1	04/02/24	KCA	SW8270E (SIM)
Phenanthrene	ND	0.06	ug/L	1	04/02/24	KCA	SW8270E (SIM)
Pyrene	ND	0.48	ug/L	1	04/02/24	KCA	SW8270E (SIM)
QA/QC Surrogates							
% 2-Fluorobiphenyl	78		%	1	04/02/24	KCA	30 - 130 %
% Nitrobenzene-d5	86		%	1	04/02/24	KCA	30 - 130 %
% Terphenyl-d14	95		%	1	04/02/24	KCA	30 - 130 %

Project ID: SIMSBURY AWC
Client ID: DUP-3

Phoenix I.D.: CQ36018

Parameter	Result	RL/ PQL	Units	Dilution	Date/Time	By	Reference

RL/PQL=Reporting/Practical Quantitation Level ND=Not Detected BRL=Below Reporting Level
QA/QC Surrogates: Surrogates are compounds (preceeded with a %) added by the lab to determine analysis efficiency. Surrogate results(%) listed in the report are not "detected" compounds.

Comments:

If you are the client above and have any questions concerning this testing, please do not hesitate to contact Phoenix Client Services at ext.200.
The contents of this report cannot be discussed with anyone other than the client listed above without their written consent.

Phyllis Shiller, Laboratory Director
April 24, 2025
Reviewed and Released by: Phyllis Shiller, Laboratory Director

Environmental Laboratories, Inc.
587 East Middle Turnpike, P.O.Box 370, Manchester, CT 06045
Tel. (860) 645-1102

Analysis Report

April 24, 2025

FOR: Attn: Laura Willson
Weston & Sampson
712 Brook Street Suite 103
Rocky Hill, CT 06067

Sample Information		Custody Information		Date	Time
Matrix:	GROUND WATER	Collected by:		03/25/24	
Location Code:	WESTSAMP	Received by:	CP	03/26/24	16:18
Rush Request:	Standard	Analyzed by:	see "By" below		
P.O.#:	EN624-0397				

Laboratory Data

SDG ID: GCQ36001
Phoenix ID: CQ36019

Project ID: SIMSBURY AWC
Client ID: TRIP BLANK

Parameter	Result	RL/ PQL	Units	Dilution	Date/Time	By	Reference
Volatiles							
1,1,1,2-Tetrachloroethane	ND	1.0	ug/L	1	03/28/24	MH	SW8260D
1,1,1-Trichloroethane	ND	1.0	ug/L	1	03/28/24	MH	SW8260D
1,1,2,2-Tetrachloroethane	ND	0.50	ug/L	1	03/28/24	MH	SW8260D
1,1,2-Trichloroethane	ND	1.0	ug/L	1	03/28/24	MH	SW8260D
1,1-Dichloroethane	ND	1.0	ug/L	1	03/28/24	MH	SW8260D
1,1-Dichloroethene	ND	1.0	ug/L	1	03/28/24	MH	SW8260D
1,1-Dichloropropene	ND	1.0	ug/L	1	03/28/24	MH	SW8260D
1,2,3-Trichlorobenzene	ND	1.0	ug/L	1	03/28/24	MH	SW8260D
1,2,3-Trichloropropane	ND	1.0	ug/L	1	03/28/24	MH	SW8260D
1,2,4-Trichlorobenzene	ND	1.0	ug/L	1	03/28/24	MH	SW8260D
1,2,4-Trimethylbenzene	ND	1.0	ug/L	1	03/28/24	MH	SW8260D
1,2-Dibromo-3-chloropropane	ND	1.0	ug/L	1	03/28/24	MH	SW8260D
1,2-Dibromoethane	ND	1.0	ug/L	1	03/28/24	MH	SW8260D
1,2-Dichlorobenzene	ND	1.0	ug/L	1	03/28/24	MH	SW8260D
1,2-Dichloroethane	ND	0.60	ug/L	1	03/28/24	MH	SW8260D
1,2-Dichloropropane	ND	1.0	ug/L	1	03/28/24	MH	SW8260D
1,3,5-Trimethylbenzene	ND	1.0	ug/L	1	03/28/24	MH	SW8260D
1,3-Dichlorobenzene	ND	1.0	ug/L	1	03/28/24	MH	SW8260D
1,3-Dichloropropane	ND	1.0	ug/L	1	03/28/24	MH	SW8260D
1,4-Dichlorobenzene	ND	1.0	ug/L	1	03/28/24	MH	SW8260D
2,2-Dichloropropane	ND	1.0	ug/L	1	03/28/24	MH	SW8260D
2-Chlorotoluene	ND	1.0	ug/L	1	03/28/24	MH	SW8260D
2-Hexanone	ND	5.0	ug/L	1	03/28/24	MH	SW8260D
2-Isopropyltoluene	ND	1.0	ug/L	1	03/28/24	MH	SW8260D
4-Chlorotoluene	ND	1.0	ug/L	1	03/28/24	MH	SW8260D
4-Methyl-2-pentanone	ND	5.0	ug/L	1	03/28/24	MH	SW8260D

Project ID: SIMSBURY AWC
Client ID: TRIP BLANK

Phoenix I.D.: CQ36019

Parameter	Result	RL/ PQL	Units	Dilution	Date/Time	By	Reference
Acetone	ND	25	ug/L	1	03/28/24	MH	SW8260D
Acrylonitrile	ND	1.0	ug/L	1	03/28/24	MH	SW8260D
Benzene	ND	0.70	ug/L	1	03/28/24	MH	SW8260D
Bromobenzene	ND	1.0	ug/L	1	03/28/24	MH	SW8260D
Bromochloromethane	ND	1.0	ug/L	1	03/28/24	MH	SW8260D
Bromodichloromethane	ND	0.50	ug/L	1	03/28/24	MH	SW8260D
Bromoform	ND	1.0	ug/L	1	03/28/24	MH	SW8260D
Bromomethane	ND	1.0	ug/L	1	03/28/24	MH	SW8260D
Carbon Disulfide	ND	5.0	ug/L	1	03/28/24	MH	SW8260D
Carbon tetrachloride	ND	1.0	ug/L	1	03/28/24	MH	SW8260D
Chlorobenzene	ND	1.0	ug/L	1	03/28/24	MH	SW8260D
Chloroethane	ND	1.0	ug/L	1	03/28/24	MH	SW8260D
Chloroform	ND	1.0	ug/L	1	03/28/24	MH	SW8260D
Chloromethane	ND	1.0	ug/L	1	03/28/24	MH	SW8260D
cis-1,2-Dichloroethene	ND	1.0	ug/L	1	03/28/24	MH	SW8260D
cis-1,3-Dichloropropene	ND	0.40	ug/L	1	03/28/24	MH	SW8260D
Dibromochloromethane	ND	0.50	ug/L	1	03/28/24	MH	SW8260D
Dibromomethane	ND	1.0	ug/L	1	03/28/24	MH	SW8260D
Dichlorodifluoromethane	ND	1.0	ug/L	1	03/28/24	MH	SW8260D
Ethylbenzene	ND	1.0	ug/L	1	03/28/24	MH	SW8260D
Hexachlorobutadiene	ND	0.40	ug/L	1	03/28/24	MH	SW8260D
Isopropylbenzene	ND	1.0	ug/L	1	03/28/24	MH	SW8260D
m&p-Xylene	ND	1.0	ug/L	1	03/28/24	MH	SW8260D
Methyl ethyl ketone	ND	5.0	ug/L	1	03/28/24	MH	SW8260D
Methyl t-butyl ether (MTBE)	ND	1.0	ug/L	1	03/28/24	MH	SW8260D
Methylene chloride	ND	1.0	ug/L	1	03/28/24	MH	SW8260D
Naphthalene	ND	1.0	ug/L	1	03/28/24	MH	SW8260D
n-Butylbenzene	ND	1.0	ug/L	1	03/28/24	MH	SW8260D
n-Propylbenzene	ND	1.0	ug/L	1	03/28/24	MH	SW8260D
o-Xylene	ND	1.0	ug/L	1	03/28/24	MH	SW8260D
p-Isopropyltoluene	ND	1.0	ug/L	1	03/28/24	MH	SW8260D
sec-Butylbenzene	ND	1.0	ug/L	1	03/28/24	MH	SW8260D
Styrene	ND	1.0	ug/L	1	03/28/24	MH	SW8260D
tert-Butylbenzene	ND	1.0	ug/L	1	03/28/24	MH	SW8260D
Tetrachloroethene	ND	1.0	ug/L	1	03/28/24	MH	SW8260D
Tetrahydrofuran (THF)	ND	2.5	ug/L	1	03/28/24	MH	SW8260D
Toluene	ND	1.0	ug/L	1	03/28/24	MH	SW8260D
Total Xylenes	ND	1.0	ug/L	1	03/28/24	MH	SW8260D
trans-1,2-Dichloroethene	ND	1.0	ug/L	1	03/28/24	MH	SW8260D
trans-1,3-Dichloropropene	ND	0.40	ug/L	1	03/28/24	MH	SW8260D
trans-1,4-dichloro-2-butene	ND	5.0	ug/L	1	03/28/24	MH	SW8260D
Trichloroethene	ND	1.0	ug/L	1	03/28/24	MH	SW8260D
Trichlorofluoromethane	ND	1.0	ug/L	1	03/28/24	MH	SW8260D
Trichlorotrifluoroethane	ND	1.0	ug/L	1	03/28/24	MH	SW8260D
Vinyl chloride	ND	1.0	ug/L	1	03/28/24	MH	SW8260D
QA/QC Surrogates							
% 1,2-dichlorobenzene-d4	96		%	1	03/28/24	MH	70 - 130 %
% Bromofluorobenzene	97		%	1	03/28/24	MH	70 - 130 %
% Dibromofluoromethane	94		%	1	03/28/24	MH	70 - 130 %

Ver 3

Project ID: SIMSBURY AWC
Client ID: TRIP BLANK

Phoenix I.D.: CQ36019

Parameter	Result	RL/ PQL	Units	Dilution	Date/Time	By	Reference
% Toluene-d8	97		%	1	03/28/24	MH	70 - 130 %

RL/PQL=Reporting/Practical Quantitation Level ND=Not Detected BRL=Below Reporting Level
QA/QC Surrogates: Surrogates are compounds (preceeded with a %) added by the lab to determine analysis efficiency. Surrogate results(%) listed in the report are not "detected" compounds.

Comments:

TRIP BLANK INCLUDED.

If you are the client above and have any questions concerning this testing, please do not hesitate to contact Phoenix Client Services at ext.200.
The contents of this report cannot be discussed with anyone other than the client listed above without their written consent.

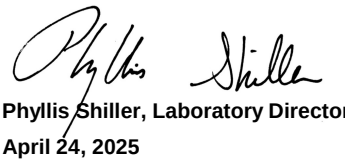

Phyllis Shiller, Laboratory Director
April 24, 2025
Reviewed and Released by: Phyllis Shiller, Laboratory Director

Environmental Laboratories, Inc.
587 East Middle Turnpike, P.O.Box 370, Manchester, CT 06045
Tel. (860) 645-1102

QA/QC Report

April 24, 2025

QA/QC Data

SDG I.D.: GCQ36001

Parameter	Blank	Blk RL	LCS %	LCSD %	LCS RPD	MS %	MSD %	MS RPD	% Rec Limits	% RPD Limits
QA/QC Batch 724352 (mg/L), QC Sample No: CQ34457 (CQ36002, CQ36003, CQ36004, CQ36005, CQ36006, CQ36007)										
TPH by GC (Extractable Products) - Ground Water										
Ext. Petroleum H.C. (C9-C36)	ND	0.10	101	104	2.9				60 - 120	20
% Terphenyl (surr)	93	%	92	82	11.5				50 - 150	20
Comment:										
A LCS and LCS Duplicate were performed instead of a matrix spike and matrix spike duplicate.										
Additional surrogate criteria: LCS acceptance range is 60-120% MS acceptance range 50-150%. The ETPH/DRO LCS has been normalized based on the alkane calibration.										
QA/QC Batch 724554 (mg/L), QC Sample No: CQ36008 (CQ36008, CQ36009, CQ36010, CQ36011, CQ36012, CQ36014, CQ36015, CQ36017)										
TPH by GC (Extractable Products) - Ground Water										
Ext. Petroleum H.C. (C9-C36)	ND	0.10	116	122	5.0				60 - 120	20
% Terphenyl (surr)	93	%	96	94	2.1				50 - 150	20
Comment:										
A LCS and LCS Duplicate were performed instead of a matrix spike and matrix spike duplicate.										
Additional surrogate criteria: LCS acceptance range is 60-120% MS acceptance range 50-150%. The ETPH/DRO LCS has been normalized based on the alkane calibration.										
QA/QC Batch 724703 (ug/L), QC Sample No: CQ35419 (CQ36001, CQ36004, CQ36018)										
Semivolatiles by SIM, PAH - Ground Water										
2-Methylnaphthalene	ND	0.50	65	64	1.6				30 - 130	20
Acenaphthene	ND	0.50	73	73	0.0				30 - 130	20
Acenaphthylene	ND	0.10	70	70	0.0				30 - 130	20
Anthracene	ND	0.10	84	88	4.7				30 - 130	20
Benz(a)anthracene	ND	0.02	100	104	3.9				30 - 130	20
Benzo(a)pyrene	ND	0.02	111	116	4.4				30 - 130	20
Benzo(b)fluoranthene	ND	0.02	96	101	5.1				30 - 130	20
Benzo(ghi)perylene	ND	0.02	81	84	3.6				30 - 130	20
Benzo(k)fluoranthene	ND	0.02	107	113	5.5				30 - 130	20
Chrysene	ND	0.02	86	90	4.5				30 - 130	20
Dibenz(a,h)anthracene	ND	0.02	97	100	3.0				30 - 130	20
Fluoranthene	ND	0.50	84	91	8.0				30 - 130	20
Fluorene	ND	0.10	79	82	3.7				30 - 130	20
Indeno(1,2,3-cd)pyrene	ND	0.02	109	112	2.7				30 - 130	20
Naphthalene	ND	0.50	60	59	1.7				30 - 130	20
Phenanthrene	ND	0.06	73	75	2.7				30 - 130	20
Pyrene	ND	0.07	83	91	9.2				30 - 130	20
% 2-Fluorobiphenyl	65	%	73	69	5.6				30 - 130	20
% Nitrobenzene-d5	75	%	84	82	2.4				30 - 130	20
% Terphenyl-d14	87	%	85	94	10.1				30 - 130	20

QA/QC Data

SDG I.D.: GCQ36001

Parameter	Blank	Blk RL	LCS %	LCSD %	LCS RPD	MS %	MSD %	MS RPD	% Rec Limits	% RPD Limits
Comment:										
Additional 8270 criteria:20% of compounds can be outside of acceptance criteria as long as recovery is at least 10%. (Acid surrogates acceptance range for aqueous samples: 15-110%, for soils 30-130%)										
QA/QC Batch 724699 (ug/L), QC Sample No: CQ36019 (CQ36004, CQ36015, CQ36016, CQ36019)										
Volatiles - Ground Water										
1,1,1,2-Tetrachloroethane	ND	1.0	108	108	0.0				70 - 130	20
1,1,1-Trichloroethane	ND	1.0	108	107	0.9				70 - 130	20
1,1,2,2-Tetrachloroethane	ND	0.50	105	103	1.9				70 - 130	20
1,1,2-Trichloroethane	ND	1.0	106	107	0.9				70 - 130	20
1,1-Dichloroethane	ND	1.0	107	109	1.9				70 - 130	20
1,1-Dichloroethene	ND	1.0	105	105	0.0				70 - 130	20
1,1-Dichloropropene	ND	1.0	106	106	0.0				70 - 130	20
1,2,3-Trichlorobenzene	ND	1.0	110	108	1.8				70 - 130	20
1,2,3-Trichloropropane	ND	1.0	115	116	0.9				70 - 130	20
1,2,4-Trichlorobenzene	ND	1.0	111	110	0.9				70 - 130	20
1,2,4-Trimethylbenzene	ND	1.0	111	112	0.9				70 - 130	20
1,2-Dibromo-3-chloropropane	ND	1.0	102	103	1.0				70 - 130	20
1,2-Dibromoethane	ND	1.0	103	103	0.0				70 - 130	20
1,2-Dichlorobenzene	ND	1.0	111	112	0.9				70 - 130	20
1,2-Dichloroethane	ND	1.0	108	107	0.9				70 - 130	20
1,2-Dichloropropane	ND	1.0	103	106	2.9				70 - 130	20
1,3,5-Trimethylbenzene	ND	1.0	111	112	0.9				70 - 130	20
1,3-Dichlorobenzene	ND	1.0	111	111	0.0				70 - 130	20
1,3-Dichloropropane	ND	1.0	108	108	0.0				70 - 130	20
1,4-Dichlorobenzene	ND	1.0	112	112	0.0				70 - 130	20
2,2-Dichloropropane	ND	1.0	109	109	0.0				70 - 130	20
2-Chlorotoluene	ND	1.0	112	113	0.9				70 - 130	20
2-Hexanone	ND	5.0	99	97	2.0				70 - 130	20
2-Isopropyltoluene	ND	1.0	113	114	0.9				70 - 130	20
4-Chlorotoluene	ND	1.0	110	112	1.8				70 - 130	20
4-Methyl-2-pentanone	ND	5.0	100	100	0.0				70 - 130	20
Acetone	ND	5.0	90	95	5.4				70 - 130	20
Acrylonitrile	ND	5.0	103	101	2.0				70 - 130	20
Benzene	ND	0.70	108	110	1.8				70 - 130	20
Bromobenzene	ND	1.0	111	111	0.0				70 - 130	20
Bromochloromethane	ND	1.0	104	106	1.9				70 - 130	20
Bromodichloromethane	ND	0.50	111	106	4.6				70 - 130	20
Bromoform	ND	1.0	101	100	1.0				70 - 130	20
Bromomethane	ND	1.0	107	109	1.9				70 - 130	20
Carbon Disulfide	ND	1.0	104	105	1.0				70 - 130	20
Carbon tetrachloride	ND	1.0	101	103	2.0				70 - 130	20
Chlorobenzene	ND	1.0	113	113	0.0				70 - 130	20
Chloroethane	ND	1.0	112	111	0.9				70 - 130	20
Chloroform	ND	1.0	107	108	0.9				70 - 130	20
Chloromethane	ND	1.0	96	98	2.1				70 - 130	20
cis-1,2-Dichloroethene	ND	1.0	108	108	0.0				70 - 130	20
cis-1,3-Dichloropropene	ND	0.40	106	106	0.0				70 - 130	20
Dibromochloromethane	ND	0.50	109	109	0.0				70 - 130	20
Dibromomethane	ND	1.0	107	108	0.9				70 - 130	20
Dichlorodifluoromethane	ND	1.0	89	87	2.3				70 - 130	20
Ethylbenzene	ND	1.0	111	111	0.0				70 - 130	20
Hexachlorobutadiene	ND	0.40	108	111	2.7				70 - 130	20

QA/QC Data

SDG I.D.: GCQ36001

Parameter	Blank	Blk RL	LCS %	LCSD %	LCS RPD	MS %	MSD %	MS RPD	% Rec Limits	% RPD Limits
Isopropylbenzene	ND	1.0	111	112	0.9				70 - 130	20
m&p-Xylene	ND	1.0	113	112	0.9				70 - 130	20
Methyl ethyl ketone	ND	5.0	93	95	2.1				70 - 130	20
Methyl t-butyl ether (MTBE)	ND	1.0	102	101	1.0				70 - 130	20
Methylene chloride	ND	1.0	100	100	0.0				70 - 130	20
Naphthalene	ND	1.0	104	104	0.0				70 - 130	20
n-Butylbenzene	ND	1.0	110	112	1.8				70 - 130	20
n-Propylbenzene	ND	1.0	111	112	0.9				70 - 130	20
o-Xylene	ND	1.0	111	111	0.0				70 - 130	20
p-Isopropyltoluene	ND	1.0	110	111	0.9				70 - 130	20
sec-Butylbenzene	ND	1.0	109	110	0.9				70 - 130	20
Styrene	ND	1.0	112	112	0.0				70 - 130	20
tert-Butylbenzene	ND	1.0	110	111	0.9				70 - 130	20
Tetrachloroethene	ND	1.0	112	111	0.9				70 - 130	20
Tetrahydrofuran (THF)	ND	2.5	96	95	1.0				70 - 130	20
Toluene	ND	1.0	109	110	0.9				70 - 130	20
trans-1,2-Dichloroethene	ND	1.0	108	109	0.9				70 - 130	20
trans-1,3-Dichloropropene	ND	0.40	104	103	1.0				70 - 130	20
trans-1,4-dichloro-2-butene	ND	5.0	87	87	0.0				70 - 130	20
Trichloroethene	ND	1.0	112	114	1.8				70 - 130	20
Trichlorofluoromethane	ND	1.0	108	107	0.9				70 - 130	20
Trichlorotrifluoroethane	ND	1.0	105	104	1.0				70 - 130	20
Vinyl chloride	ND	1.0	105	105	0.0				70 - 130	20
% 1,2-dichlorobenzene-d4	96	%	98	98	0.0				70 - 130	20
% Bromofluorobenzene	96	%	98	99	1.0				70 - 130	20
% Dibromofluoromethane	97	%	97	95	2.1				70 - 130	20
% Toluene-d8	97	%	100	100	0.0				70 - 130	20

Comment:

Additional 8260 criteria: 10% of LCS/LCSD compounds can be outside of acceptance criteria as long as recovery is 40-160%.

I = This parameter is outside laboratory LCS/LCSD specified recovery limits.

If there are any questions regarding this data, please call Phoenix Client Services at extension 200.

RPD - Relative Percent Difference
LCS - Laboratory Control Sample
LCSD - Laboratory Control Sample Duplicate
MS - Matrix Spike
MS Dup - Matrix Spike Duplicate
NC - No Criteria
Intf - Interference
(ISO) - Isotope Dilution

Phyllis Shiller, Laboratory Director
April 24, 2025

Thursday, April 24, 2025

Criteria: CT: GAM

State: CT

Sample Criteria Exceedances Report

GCQ36001 - WESTSAMP

SampNo	Acode	Phoenix Analyte	Criteria	Result	RL	Criteria	RL Criteria	Analysis Units

*** No Data to Display ***

Phoenix Laboratories does not assume responsibility for the data contained in this exceedance report. It is provided as an additional tool to identify requested criteria exceedences. All efforts are made to ensure the accuracy of the data (obtained from appropriate agencies). A lack of exceedence information does not necessarily suggest conformance to the criteria. It is ultimately the site professional's responsibility to determine appropriate compliance.

REASONABLE CONFIDENCE PROTOCOL
LABORATORY ANALYSIS QA/QC CERTIFICATION FORM

Laboratory Name: Phoenix Environmental Labs, Inc. ***Client:***

Project Location: SIMSBURY AWC ***Project Number:***

Laboratory Sample ID(s): CQ36001-CQ36012, CQ36014-CQ36019 ***Sampling Date(s):*** 3/25/2024

List RCP Methods Used (e.g., 8260, 8270, et cetera) 8260, 8270, ETPH

1	**For each analytical method referenced in this laboratory report package, were all specified QA/QC performance criteria followed, including the requirement to explain any criteria falling outside of acceptable guidelines, as specified in the CT DEP method-specific Reasonable Confidence Protocol documents?**	☑ Yes ☐ No
1A	**Were the method specified preservation and holding time requirements met?**	☑ Yes ☐ No
1B	***VPH and EPH methods only:*** **Was the VPH or EPH method conducted without significant modifications (see section 11.3 of respective RCP methods)**	☐ Yes ☐ No ☑ NA
2	**Were all samples received by the laboratory in a condition consistent with that described on the associated Chain-of-Custody document(s)?**	☑ Yes ☐ No
3	**Were samples received at an appropriate temperature (< 6 Degrees C)?**	☑ Yes ☐ No ☐ NA
4	**Were all QA/QC performance criteria specified in the Reasonable Confidence Protocol documents acheived? See Section: ETPH Narration.**	☐ Yes ☑ No
5	**a) Were reporting limits specified or referenced on the chain-of-custody?** **b) Were these reporting limits met?**	☑ Yes ☐ No ☑ Yes ☐ No
6	**For each analytical method referenced in this laboratory report package, were results reported for all constituents identified in the method-specific analyte lists presented in the Reasonable Confidence Protocol documents?**	☐ Yes ☑ No
7	**Are project-specific matrix spikes and laboratory duplicates included in the data set?**	☐ Yes ☑ No

Notes: For all questions to which the response was "No" (with the exception of question #7), additional information must be provided in an attached narrative. If the answer to question #1, #1A or 1B is "No", the data package does not meet the requirements for "Reasonable Confidence". This form may not be altered and all questions must be answered.

I, the undersigned, attest under the pains and penalties of perjury that, to the best of my knowledge and belief and based upon my personal inquiry of those responsible for providing the information contained in this analytical report, such information is accurate and complete.

Authorized Signature: Ethan Lee **Position:** Project Manager

Printed Name: Ethan Lee **Date:** Thursday, April 24, 2025

Name of Laboratory Phoenix Environmental Labs, Inc.

This certification form is to be used for RCP methods only.

CTDEP RCP Laboratory Analysis QA/QC Certification Form - November 2007
Laboratory Quality Assurance and Quality Control Guidance Reasonable Confidence Protocols

Environmental Laboratories, Inc.
587 East Middle Turnpike, P.O.Box 370, Manchester, CT 06045
Tel. (860) 645-1102 Fax (860) 645-0823

NY # 11301

RCP Certification Report

April 24, 2025

SDG I.D.: GCQ36001

SDG Comments

8270 Semi-volatile Organics:
The client requested a short list for 8270 RCP Semivolatile. Only the PAH constituents are reported as requested on the chain-of-custody.

ETPH Narration

Were all QA/QC performance criteria specified in the Reasonable Confidence Protocol documents achieved? No.

QC Batch 724554 (Samples: CQ36008, CQ36009, CQ36010, CQ36011, CQ36012, CQ36014, CQ36015, CQ36017): -----

The LCS and/or the LCSD recovery is above the upper range, therefore a slight high bias is possible. (Ext. Petroleum H.C. (C9-C36))

Instrument:

AU-XL1 03/29/24-1 Jeff Bucko, Chemist 03/29/24

CQ36002 (1X), CQ36003 (1X), CQ36004 (1X), CQ36005 (1X), CQ36006 (1X), CQ36007 (1X)

The initial calibration (ETPH325I) RSD for the compound list was less than 30% except for the following compounds: None.
As per section 7.2.3, a discrimination check standard was run (329A005_1) and contained the following outliers: None.
The continuing calibration %D for the compound list was less than 30% except for the following compounds:None.

AU-XL1 04/01/24-1 Jeff Bucko, Chemist 04/01/24

CQ36008 (1X), CQ36009 (1X), CQ36010 (1X), CQ36011 (1X), CQ36012 (1X)

The initial calibration (ETPH325I) RSD for the compound list was less than 30% except for the following compounds: None.
As per section 7.2.3, a discrimination check standard was run (401A005) and contained the following outliers: None.
The continuing calibration %D for the compound list was less than 30% except for the following compounds:None.

AU-XL2 04/01/24-1 Jeff Bucko, Chemist 04/01/24

CQ36014 (1X), CQ36015 (1X), CQ36017 (1X)

The initial calibration (ETPH307I) RSD for the compound list was less than 30% except for the following compounds: None.
As per section 7.2.3, a discrimination check standard was run (401A003) and contained the following outliers: None.
The continuing calibration %D for the compound list was less than 30% except for the following compounds:None.

QC (Batch Specific):

Batch 724352 (CQ34457)

CQ36002, CQ36003, CQ36004, CQ36005, CQ36006, CQ36007

All LCS recoveries were within 60 - 120 with the following exceptions: None.
All LCSD recoveries were within 60 - 120 with the following exceptions: None.
All LCS/LCSD RPDs were less than 20% with the following exceptions: None.
A LCS and LCS Duplicate were performed instead of a matrix spike and matrix spike duplicate.
Additional surrogate criteria: LCS acceptance range is 60-120% MS acceptance range 50-150%. The ETPH/DRO LCS has been normalized based on the alkane calibration.

Batch 724554 (CQ36008)

CQ36008, CQ36009, CQ36010, CQ36011, CQ36012, CQ36014, CQ36015, CQ36017

All LCS recoveries were within 60 - 120 with the following exceptions: None.
All LCSD recoveries were within 60 - 120 with the following exceptions: Ext. Petroleum H.C. (C9-C36)(122%)
All LCS/LCSD RPDs were less than 20% with the following exceptions: None.
A LCS and LCS Duplicate were performed instead of a matrix spike and matrix spike duplicate.

Environmental Laboratories, Inc.
587 East Middle Turnpike, P.O.Box 370, Manchester, CT 06045
Tel. (860) 645-1102 Fax (860) 645-0823

NY # 11301

RCP Certification Report

April 24, 2025

SDG I.D.: GCQ36001

ETPH Narration

Additional surrogate criteria: LCS acceptance range is 60-120% MS acceptance range 50-150%. The ETPH/DRO LCS has been normalized based on the alkane calibration.

SVOASIM Narration

Were all QA/QC performance criteria specified in the Reasonable Confidence Protocol documents achieved? Yes.

Instrument:

CHEM33 04/01/24-2 Robert Looney, Chemist 04/01/24

CQ36001 (1X), CQ36004 (1X), CQ36018 (1X)

Initial Calibration Evaluation (CHEM33/33_PAHSIM_0325):
100% of target compounds met criteria.
The following compounds had %RSDs >20%: None.
The following compounds did not meet recommended response factors: None.

Continuing Calibration Verification (CHEM33/0401_31-33_PAHSIM_0325):
Internal standard areas were within 50 to 200% of the initial calibration with the following exceptions: None.
100% of target compounds met criteria.
The following compounds did not meet % deviation criteria: None.
The following compounds did not meet maximum % deviations: None.
The following compounds did not meet recommended response factors: None.

QC (Batch Specific):

Batch 724703 (CQ35419)

CQ36001, CQ36004, CQ36018

All LCS recoveries were within 30 - 130 with the following exceptions: None.
All LCSD recoveries were within 30 - 130 with the following exceptions: None.
All LCS/LCSD RPDs were less than 20% with the following exceptions: None.
Additional 8270 criteria:20% of compounds can be outside of acceptance criteria as long as recovery is at least 10%. (Acid surrogates acceptance range for aqueous samples: 15-110%, for soils 30-130%)

VOA Narration

Were all QA/QC performance criteria specified in the Reasonable Confidence Protocol documents achieved? Yes.

Instrument:

CHEM02 03/28/24-2 Michael Hahn, Chemist 03/28/24

CQ36004 (1X), CQ36015 (1X), CQ36016 (1X), CQ36019 (1X)

Chem02 is a 25ml purge instrument. The laboratory minimum response factor is set at 0.01 instead of 0.05 for the 25ml purge instruments.
EPA method 8260D Table 4 supports this approach.

Initial Calibration Evaluation (CHEM02/VT-032724):
98% of target compounds met criteria.
The following compounds had %RSDs >20%: Acetone 21% (20%)
The following compounds did not meet Table 4 recommended minimum response factors: 1,1,2,2-Tetrachloroethane 0.142 (0.2), 1,1,2-Trichloroethane 0.078 (0.2), 1,2,3-Trichlorobenzene 0.293 (0.4), 1,2,4-Trichlorobenzene 0.358 (0.4), 1,2-Dibromoethane

Environmental Laboratories, Inc.
587 East Middle Turnpike, P.O.Box 370, Manchester, CT 06045
Tel. (860) 645-1102 Fax (860) 645-0823

NY # 11301

RCP Certification Report

April 24, 2025

SDG I.D.: GCQ36001

VOA Narration

0.086 (0.2), 1,2-Dichlorobenzene 0.570 (0.6), 1,2-Dichloropropane 0.152 (0.2), Acrylonitrile 0.027 (0.05), Bromochloromethane 0.091 (0.1), Bromodichloromethane 0.165 (0.3), Bromoform 0.053 (0.1), cis-1,3-Dichloropropene 0.220 (0.3), Dibromochloromethane 0.108 (0.2), Ethylbenzene 0.270 (0.4), Tetrahydrofuran (THF) 0.020 (0.05), trans-1,3-Dichloropropene 0.163 (0.3), Trichloroethene 0.178 (0.2)

Continuing Calibration Verification (CHEM02/0328_29-VT-032724):
Internal standard areas were within 50 to 200% of the initial calibration with the following exceptions: None.
100% of target compounds met criteria.
The following compounds did not meet % deviation criteria: None.
The following compounds did not meet maximum % deviations: None.
The following compounds did not meet Table 4 recommended minimum response factors: 1,1,2,2-Tetrachloroethane 0.149 (0.2), 1,1,2-Trichloroethane 0.084 (0.2), 1,2,3-Trichlorobenzene 0.316 (0.4), 1,2,4-Trichlorobenzene 0.388 (0.4), 1,2-Dibromoethane 0.092 (0.2), 1,2-Dichloropropane 0.162 (0.2), Acrylonitrile 0.028 (0.05), Bromochloromethane 0.095 (0.1), Bromodichloromethane 0.180 (0.3), Bromoform 0.055 (0.1), cis-1,3-Dichloropropene 0.228 (0.3), Dibromochloromethane 0.118 (0.2), Ethylbenzene 0.300 (0.4), Tetrahydrofuran (THF) 0.020 (0.05), trans-1,3-Dichloropropene 0.163 (0.3), trans-1,4-dichloro-2-butene 0.046 (0.05)

QC (Batch Specific):

Batch 724699 (CQ36019) CHEM02 3/28/2024-2

CQ36004(1X), CQ36015(1X), CQ36016(1X), CQ36019(1X)

All LCS recoveries were within 70 - 130 with the following exceptions: None.
All LCSD recoveries were within 70 - 130 with the following exceptions: None.
All LCS/LCSD RPDs were less than 20% with the following exceptions: None.
Additional 8260 criteria: 10% of LCS/LCSD compounds can be outside of acceptance criteria as long as recovery is 40-160%.

Temperature Narration

The samples were received at 1.8C with cooling initiated.
(Note acceptance criteria for relevant matrices is above freezing up to 6°C)

Cooler: Yes ☒ No ☐
Coolant: IPK ☒ ICE ☐ No ☐

CT/MA/RI CHAIN OF CUSTODY RECORD

PHOENIX Environmental Laboratories, Inc.

587 East Middle Turnpike, P.O. Box 370, Manchester, CT 06040
Email: makrina@phoenixlabs.com Fax (860) 645-0823
Client Services (860) 645-1102

Temp 1.8 °C Pg 1 of 2

Data Delivery/Contact Options:
☐ Fax:
☐ Phone:
☐ Email: willson.laura@wseinc.com

Customer: Weston & Sampson
Address: 712 Brook St, Suite 103
Rocky Hill, CT 06067

Project: Simsbury AWC
Report to: Laura Willson
Invoice to: Laura Willson
Quote #: WE090723BA

Project P.O: EN624-0397

This section MUST be completed with Bottle Quantities.

Sampler's Signature: Mallin Pierce Date: 3/25/24

Client Sample - Information - Identification

Matrix Code:
DW=Drinking Water **GW**=Ground Water **SW**=Surface Water **WW**=Waste Water
RW=Raw Water **SE**=Sediment **SL**=Sludge **S**=Soil **SD**=Solid **W**=Wipe **OIL**=Oil
B=Bulk **L**=Liquid **X** = _____(Other)

PHOENIX USE ONLY SAMPLE #	Customer Sample Identification	Sample Matrix	Date Sampled	Time Sampled	*MS/MSD (May be billable at analysis unit rate)	ETPH	VOCs	PAHs	ETPH Fingerprint	GL Amber 8 oz. [ ] w/H$_3$PO$_4$ [ ] NAHSO$_4$	Soil VOA Vials [ ] methanol [ ] H$_2$O	GL Soil container ( ) oz	GL Soil container ( ) oz	40 ml VOA Vial [ ] As is [ ] HCl	GL Amber 1000ml [ ] As is [ ] H$_2$SO$_4$	PL As is [ ] 250ml [ ] 500ml [ ] 1000ml	PL H$_2$SO$_4$ [ ] 250ml [ ] 500ml	PL HNO$_3$ 250ml	PL NaOH 250ml	Bacteria Bottle w/thio	Bacteria Bottle as is
36001	MW-CCA 3	GW	3/25/24	~~1825~~ MP			✓								2						
36002	MW-CCA 5			1828	✓										1						
36003	MW-TRW1			1555	✓										1						
36004	MW-4R			1055	✓	✓	✓	✓						3	4						
36005	MW-2A			1305	✓										1						
36006	MW-11A			1045	✓										1						
36007	MW-6			1208	✓			✓							2						
36008	MW-10			1210	✓										2						
36009	MW-T3			1450	✓										1						
36010	MW-T6			1425	✓										1						
36011	MW-202			1750	✓										1						
36012	MW-203	✓	✓	1355	✓										1						

Relinquished by:	Accepted by:	Date:	Time:
Mallin Pierce	WES Fridge	3/25/24	1930
		3/26/24	1530
		3/26/24	1618

Comments, Special Requirements or Regulations:
*4640
CT RSRS

Turnaround Time:
☐ 1 Day* ☐ 2 Days* ☐ 3 Days* ☐ 4 Days* ☐ 5 Days*
☑ Standard ☐ Other _____

RI
☐ RES DEC
☐ I/C DEC
☐ GA Leachability
☐ GB Leachability
☐ GA -GW Objectives
☐ GB -GW Objectives
☐ Other

CT
☑ RCP Cert
☐ GWPC
☐ SWPC
☑ GA PMC
☐ GB PMC
☐ SWPC
☐ RES DEC
☐ I/C DEC

MA
☐ MCP Certification
☐ GW-1 ☐ GW-2 ☐ GW-3 ☐ S-1 ☐ S-2 ☐ S-3
☐ RCS-1 / RCGW-1 ☐ RCS-2 / RCGW-2 ☐ S-1 Calc. ☐ _____
☐ SW Protection

Data Format
☑ Excel
☑ PDF
☐ GIS/Key
☐ EQuIS
☐ Other

Data Package
☐ Tier II Checklist*
☐ Full Data Package*
☑ Phoenix Std
☐ Other

*MS/MSD are considered site samples and will be billed as such in accordance with the prices quoted.

* SURCHARGES MAY APPLY

State where samples were collected: CT

* SURCHARGE APPLIES

Form PEL-126 Rev. 9/23

Cooler: Yes [X] No [ ]
Coolant: IPK [X] ICE [ ] No [ ]

PHOENIX
Environmental Laboratories, Inc.

CT/MA/RI CHAIN OF CUSTODY RECORD

Temp 1.7 °C Pg 1 of 2

587 East Middle Turnpike, P.O. Box 370, Manchester, CT 06040
Email: makrina@phoenixlabs.com Fax (860) 645-0823
Client Services (860) 645-1102

Data Delivery/Contact Options:
[ ] Fax:
[ ] Phone:
[x] Email: willson.laura@wsenv.com

Customer: Weston & Sampson
Address: 112 Brook St Suite 103
Rocky Hill, CT 06067

Project: Simsbury AWC
Report to: Laura Willson
Invoice to: Laura Willson
Quote # WE 090723BA

Project P.O: EN624-0397

This section MUST be completed with Bottle Quantities.

Sampler's Signature: [signature] Date: 3/25/24

Client Sample - Information - Identification

Matrix Code:
DW=Drinking Water **GW**=Ground Water **SW**=Surface Water **WW**=Waste Water
RW=Raw Water **SE**=Sediment **SL**=Sludge **S**=Soil **SD**=Solid **W**=Wipe **OIL**=Oil
B=Bulk **L**=Liquid **X** = _____(Other)

PHOENIX USE ONLY SAMPLE #	Customer Sample Identification	Sample Matrix	Date Sampled	Time Sampled	*MS/MSD (May be billable at analysis unit rate)	EtBTEX	VOCs	PAHs	GL Amber 8 oz. [ ] w/H_3PO_4 [ ] $NAHSO_4$	Soil VOA Vials [ ] methanol [ ] H_2O	GL Soil container( )oz	GL Soil container( )oz	40 ml VOA Vial [ ] As is [ ] HCl	GL Amber 1000ml [ ] As is [ ] H_2SO_4	PL As is [ ] 250ml [ ] 500ml [ ] 1000ml	PL H_2SO_4 [ ] 250ml [ ] 500ml	PL HNO_3 250ml	PL NaOH 250ml	Bacteria Bottle w/thio	Bacteria Bottle as is
* 360013	* MW-310	GW	3/25/24	1445	✓															
360014	MW-101			1725	✓												1			
360015	MW-102			1335	✓	✓							3	2						
360016	Dup-1			—		✓							3							
360017	Dup-2			—	✓									1						
360018	Dup-3	↓	↓	—			✓							2						
360019	Trip Blank	W		—		✓							2							

Relinquished by:	Accepted by:	Date:	Time:
[signature]	WBS Fridge	3/25/24	1930
[signature]	[signature]	3/26/24	1530
[signature]	[signature]	3/26/24	1618

Comments, Special Requirements or Regulations:
* Did not receive
CT RSRs

Turnaround Time:
[ ] 1 Day* [x] Standard
[ ] 2 Days* [ ] Other
[ ] 3 Days*
[ ] 4 Days*
[ ] 5 Days*

RI
[ ] RES DEC
[ ] I/C DEC
[ ] GA Leachability
[ ] GB Leachability
[ ] GA -GW Objectives
[ ] GB -GW Objectives
[ ] Other

CT
[x] RCP Cert
[ ] GWPC
[ ] SWPC
[x] GA PMC
[ ] GB PMC
[ ] SWPC
[ ] RES DEC
[ ] I/C DEC

MA
[ ] MCP Certification
[ ] GW-1 [ ] RCS-1 / RCGW-1
[ ] GW-2 [ ] RCS-2 / RCGW-2
[ ] GW-3 [ ] S-1 Calc.
[ ] S-1
[ ] S-2
[ ] S-3 [ ] _____
[ ] SW Protection

Data Format
[x] Excel
[x] PDF
[ ] GIS/Key
[ ] EQuIS
[ ] Other

Data Package
[ ] Tier II Checklist*
[ ] Full Data Package*
[x] Phoenix Std
[ ] Other

***MS/MSD are considered site samples and will be billed as such in accordance with the prices quoted.**

*** SURCHARGES MAY APPLY**

State where samples were collected: CT

*** SURCHARGE APPLIES**

Form PEL-126 Rev. 9/23

~~GC036013~~ GC036001

Krystal Delgado

From: Krystal Delgado
Sent: Tuesday, March 26, 2024 5:14 PM
To: willson.laura@wseinc.com
Subject: Simsbury Ave
Attachments: SKM_458e24032617440.pdf

Importance: High

Good afternoon,

For the project above, we did not receive sample ID MW-310.

Thank you

Krystal Delgado
Sample Receiving
Phoenix Environmental Laboratories
587 East Middle Tpke.
Manchester, CT 06040
krystald@phoenixlabs.com
PH: 860-645-1102 ext:369
FX: 860-645-0823

Krystal Delgado

From: Krystal Delgado
Sent: Monday, April 8, 2024 12:47 PM
To: Willson, Laura M.
Cc: Shannon Wilhelm
Subject: RE: Second Request

Thanks Laura!

Krystal

From: Willson, Laura M. <willson.laura@wseinc.com>
Sent: Monday, April 8, 2024 12:46 PM
To: Krystal Delgado <KrystalD@phoenixlabs.com>
Cc: Shannon Wilhelm <shannon@phoenixlabs.com>
Subject: RE: Second Request

Krsiten,
Yes received. I had thought I sent back a response to you and my field staff but look like it went only to the field staff. Yes we are aware. We have already been back to the site to resample this one well and actually just got results back from Phoenix this morning. Thanks for following up.

Laura

From: Krystal Delgado <KrystalD@phoenixlabs.com>
Sent: Monday, April 8, 2024 12:26 PM
To: Willson, Laura M. <willson.laura@wseinc.com>
Cc: Shannon Wilhelm <shannon@phoenixlabs.com>
Subject: Second Request
Importance: High

Please see below. Please acknowledge you have received this email.

Thank you.

From: Krystal Delgado
Sent: Tuesday, March 26, 2024 5:14 PM
To: willson.laura@wseinc.com
Subject: Simsbury Ave
Importance: High

Good afternoon,

For the project above, we did not receive sample ID MW-310.

Thank you

Krystal Delgado

1

PDF created with pdfFactory Pro trial version www.pdffactory.com

Sample Receiving
Phoenix Environmental Laboratories
587 East Middle Tpke.
Manchester, CT 06040
krystald@phoenixlabs.com
PH: 860-645-1102 ext:369
FX: 860-645-0823

The contents of this e-mail and any attachments are the property of the Weston & Sampson companies. The e-mail contents are only to be used by the intended recipient of the e-mail. If you are not the intended recipient, then use, disclosure, copying, distribution or reliance on the e-mail is prohibited. All professional advice from us should be obtained in writing (not e-mail).

PDF created with pdfFactory Pro trial version www.pdffactory.com

Sample: 36003 ew File: 329A025 Client Id: MW-TRW1

Software Version: 4.1<1L22>
Date: 4/1/2024 11:27 AM

MW-TRW1

Sample Name : 36003 ew
Data File : E:\TC2024\FIDXL1\03-MAR\329A025.RAW Date: 3/30/2024 03:22 AM
Sequence File: C:\TC2024\FIDXL1\03-MAR\ETPH.SEQ Cycle: 743 Channel : A
Instrument : AUTOXL_FID1 Rack/Vial: 0/23 Operator:
Sample Amount : 1.0000 Dilution Factor : 1.00

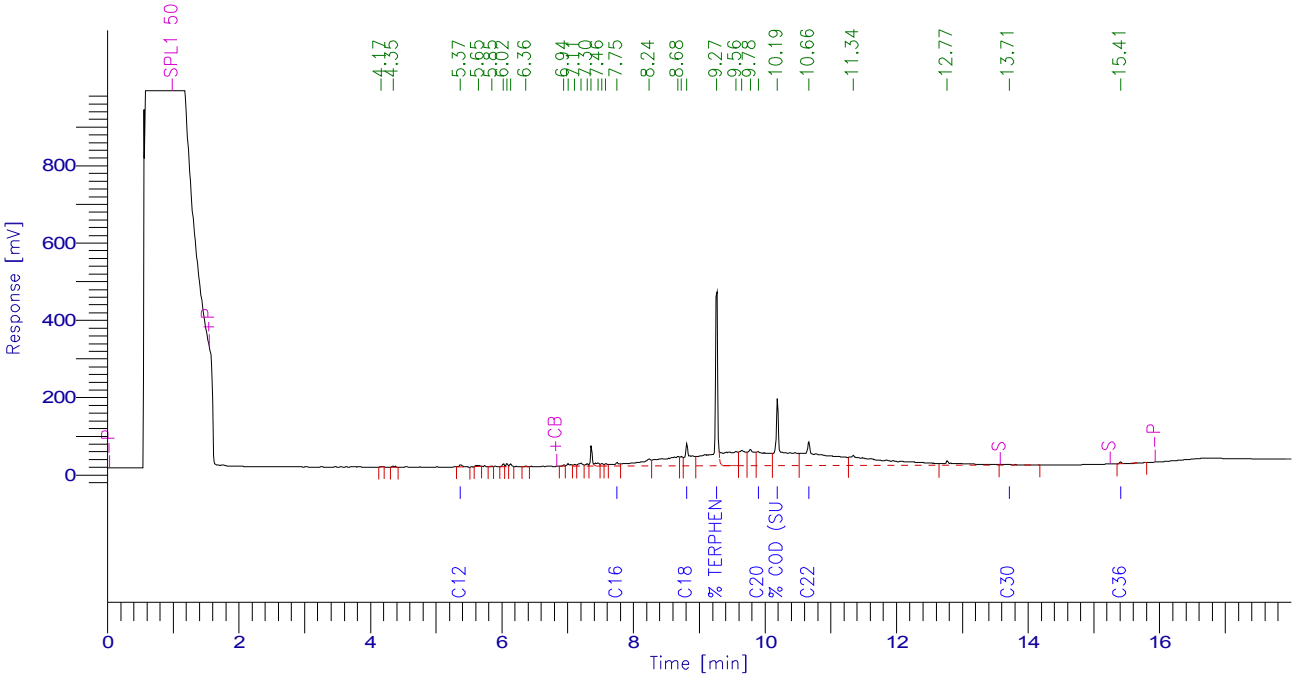

Total Petroleum Hydrocarbons - DRO

Sample: 36008 ew File: 401A024 Client Id: MW-10

Software Version: 4.1<1L22>
Date: 4/2/2024 12:06 PM

MW-10

Sample Name : 36008 ew
Data File : E:\TC2024\FIDXL1\04-APR\401A024.RAW Date: 4/1/2024 10:56 PM
Sequence File: C:\TC2024\FIDXL1\04-APR\ETPH.SEQ Cycle: 24 Channel : A
Instrument : AUTOXL_FID1 Rack/Vial: 0/22 Operator:
Sample Amount : 1.0000 Dilution Factor : 1.00

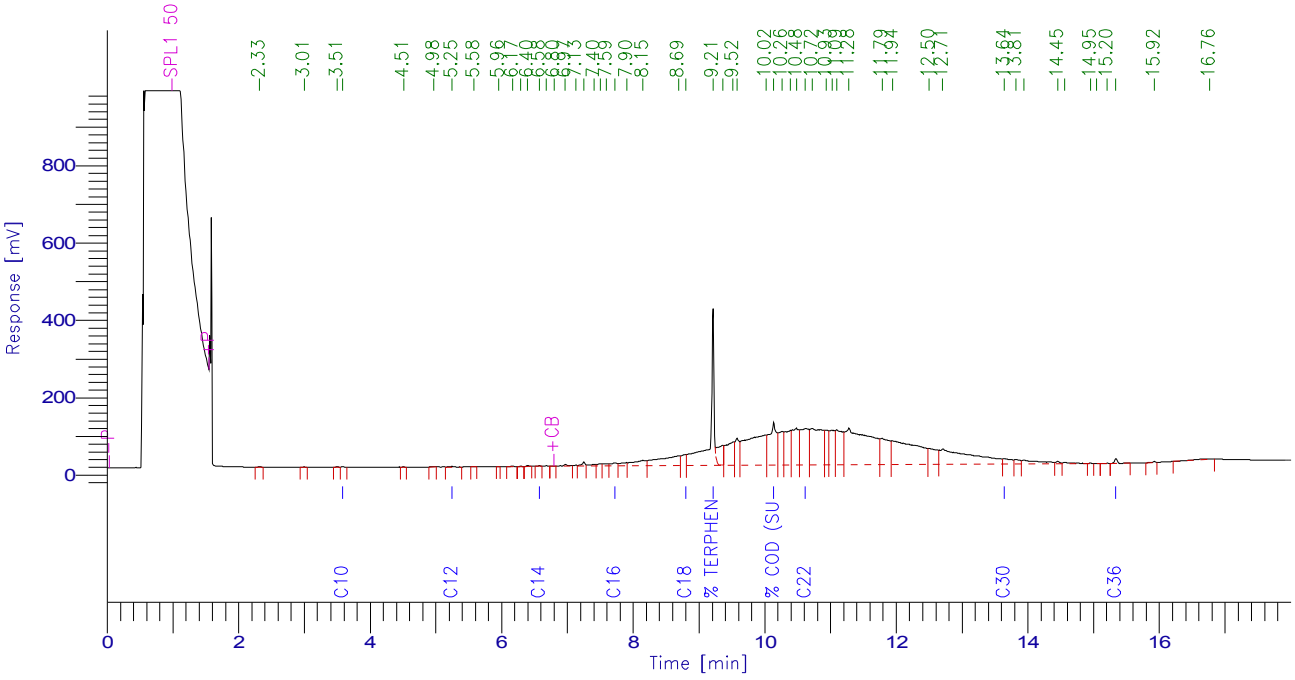

Total Petroleum Hydrocarbons - DRO

Sample: 36009 ew File: 401A025 Client Id: MW-T3

Software Version: 4.1<1L22>
Date: 4/2/2024 12:06 PM MW-T3
Sample Name : 36009 ew
Data File : E:\TC2024\FIDXL1\04-APR\401A025.RAW Date: 4/1/2024 11:26 PM
Sequence File: C:\TC2024\FIDXL1\04-APR\ETPH.SEQ Cycle: 25 Channel : A
Instrument : AUTOXL_FID1 Rack/Vial: 0/23 Operator:
Sample Amount : 1.0000 Dilution Factor : 1.00

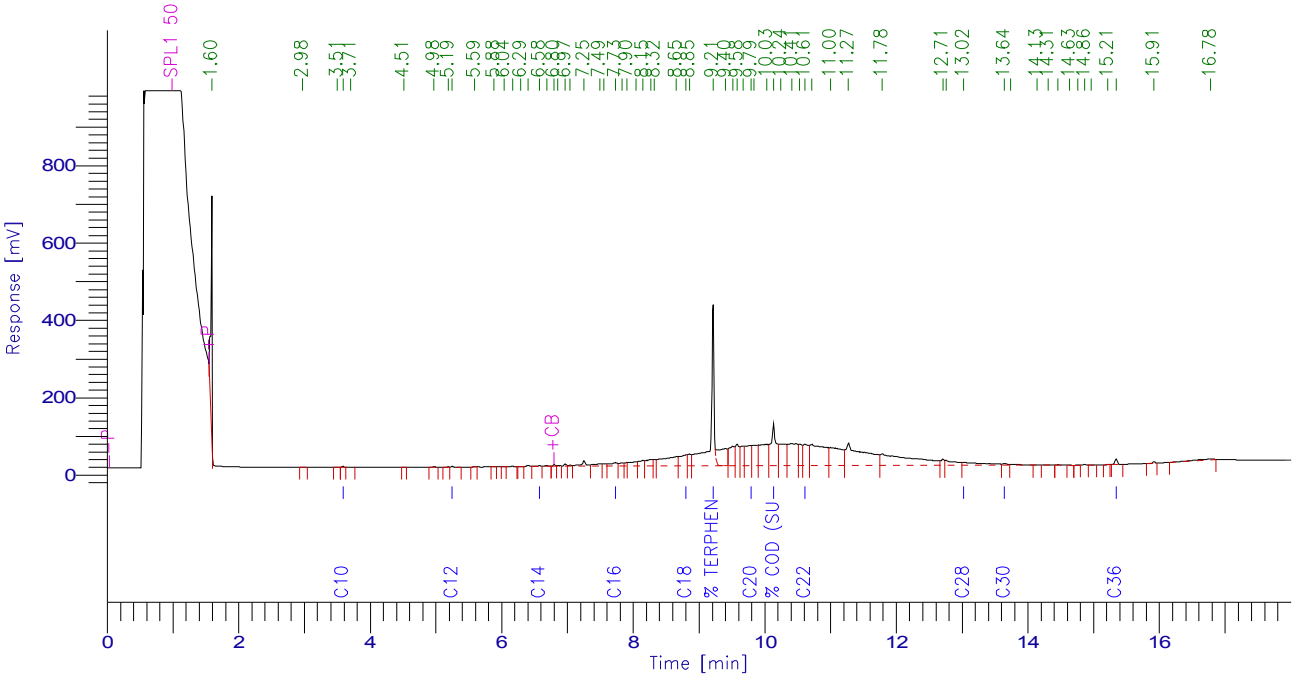

Total Petroleum Hydrocarbons - DRO

```
Sample: 36007 t w  File: 329A033     Client Id: MW-6
```

```
Software Version: 4.1<1L22>
Date: 4/1/2024  11:29 AM
Sample Name  : 36007 t w
Data File    : E:\TC2024\FIDXL1\03-MAR\329A033.RAW   Date: 3/30/2024  07:22 AM
Sequence File: C:\TC2024\FIDXL1\03-MAR\ETPH.SEQ   Cycle: 751   Channel : A
Instrument   : AUTOXL_FID1   Rack/Vial: 0/30   Operator:
Sample Amount    : 1.0000                Dilution Factor  : 1.00
```

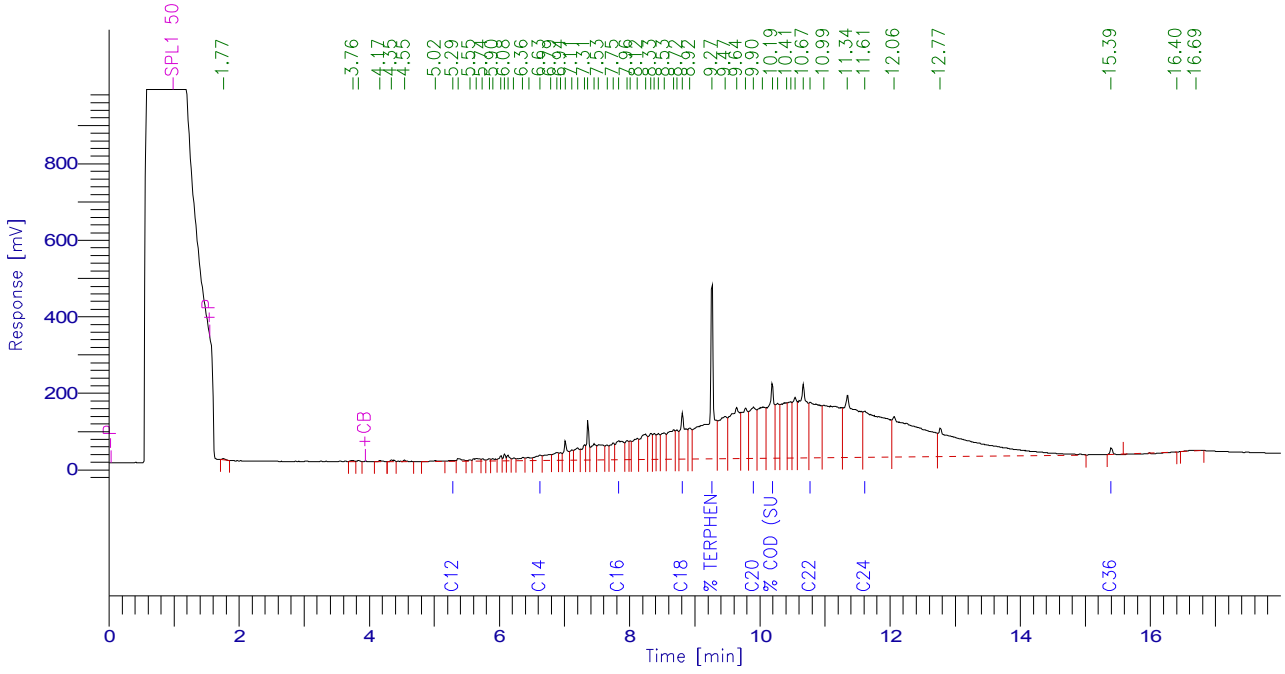

Total Petroleum Hydrocarbons - DRO

PHOENIX
Environmental Laboratories, Inc.

Monday, April 08, 2024

Attn: Laura Willson
Weston & Sampson
712 Brook Street Suite 103
Rocky Hill, CT 06067

Project ID: **SIMSBURY AWC**
SDG ID: **GCQ39262**
Sample ID#s: **CQ39262**

This laboratory is in compliance with the NELAC requirements of procedures used except where indicated.

This report contains results for the parameters tested, under the sampling conditions described on the Chain Of Custody, as received by the laboratory. This report is incomplete unless all pages indicated in the pagination at the bottom of the page are included.

A scanned version of the COC form accompanies the analytical report and is an exact duplicate of the original.

If you are the client above and have any questions concerning this testing, please do not hesitate to contact Phoenix Client Services at ext.200. The contents of this report cannot be discussed with anyone other than the client listed above without their written consent.

Sincerely yours,

Phyllis Shiller
Laboratory Director

NELAC - #NY11301
CT Lab Registration #PH-0618
MA Lab Registration #M-CT007
ME Lab Registration #CT-007
NH Lab Registration #213693-A,B
NJ Lab Registration #CT-003
NY Lab Registration #11301
PA Lab Registration #68-03530
RI Lab Registration #63
VT Lab Registration #VT11301

Environmental Laboratories, Inc.
587 East Middle Turnpike, P.O.Box 370, Manchester, CT 06045
Tel. (860) 645-1102 Fax (860) 645-0823

Sample Id Cross Reference

April 08, 2024

SDG I.D.: GCQ39262

Project ID: SIMSBURY AWC

Client Id	Lab Id	Matrix
MW-310	CQ39262	GROUND WATER

Environmental Laboratories, Inc.
587 East Middle Turnpike, P.O.Box 370, Manchester, CT 06045
Tel. (860) 645-1102 Fax (860) 645-0823

Analysis Report

April 08, 2024

FOR: Attn: Laura Willson
Weston & Sampson
712 Brook Street Suite 103
Rocky Hill, CT 06067

Sample Information		Custody Information		Date	Time
Matrix:	GROUND WATER	Collected by:		03/29/24	12:20
Location Code:	WESTSAMP	Received by:	LB	03/29/24	15:30
Rush Request:	Standard	Analyzed by:	see "By" below		
P.O.#:					

Laboratory Data

SDG ID: GCQ39262
Phoenix ID: CQ39262

Project ID: SIMSBURY AWC
Client ID: MW-310

Parameter	Result	RL/ PQL	Units	Dilution	Date/Time	By	Reference
Extraction of ETPH	Completed				04/03/24	Z/MQ	SW3510C/SW3520C
TPH by GC (Extractable Products)							
Ext. Petroleum H.C. (C9-C36)	0.95	0.066	mg/L	1	04/04/24	JRB	CTETPH
Identification	**		mg/L	1	04/04/24	JRB	CTETPH
QA/QC Surrogates							
% Terphenyl (surr)	61		%	1	04/04/24	JRB	50 - 150 %

RL/PQL=Reporting/Practical Quantitation Level ND=Not Detected BRL=Below Reporting Level
QA/QC Surrogates: Surrogates are compounds (preceeded with a %) added by the lab to determine analysis efficiency. Surrogate results(%) listed in the report are not "detected" compounds.

Comments:

TPH Comment:
**Petroleum hydrocarbon chromatogram contains a multicomponent hydrocarbon distribution in the range of C14 to C28. The sample was quantitated against a C9-C36 alkane hydrocarbon standard.

If you are the client above and have any questions concerning this testing, please do not hesitate to contact Phoenix Client Services at ext.200.
The contents of this report cannot be discussed with anyone other than the client listed above without their written consent.

Phyllis Shiller, Laboratory Director
April 08, 2024
Reviewed and Released by: Anil Makol, Project Manager

Ver 1

Environmental Laboratories, Inc.
587 East Middle Turnpike, P.O.Box 370, Manchester, CT 06045
Tel. (860) 645-1102

QA/QC Report

April 08, 2024

QA/QC Data

SDG I.D.: GCQ39262

Parameter	Blank	Blk RL	LCS %	LCSD %	LCS RPD	MS %	MSD %	MS RPD	% Rec Limits	% RPD Limits
QA/QC Batch 725204 (mg/L), QC Sample No: CQ38816 (CQ39262)										
TPH by GC (Extractable Products) - Ground Water										
Ext. Petroleum H.C. (C9-C36)	ND	0.10	93	99	6.3				60 - 120	30
% Terphenyl (surr)	79	%	79	83	4.9				50 - 150	20

Comment:

A LCS and LCS Duplicate were performed instead of a matrix spike and matrix spike duplicate.

Additional surrogate criteria: LCS acceptance range is 60-120% MS acceptance range 50-150%. The ETPH/DRO LCS has been normalized based on the alkane calibration.

If there are any questions regarding this data, please call Phoenix Client Services at extension 200.

RPD - Relative Percent Difference
LCS - Laboratory Control Sample
LCSD - Laboratory Control Sample Duplicate
MS - Matrix Spike
MS Dup - Matrix Spike Duplicate
NC - No Criteria
Intf - Interference

Phyllis Shiller, Laboratory Director
April 08, 2024

Monday, April 08, 2024
Criteria: CT: GWP
State: CT

Sample Criteria Exceedances Report

GCQ39262 - WESTSAMP

SampNo	Acode	Phoenix Analyte	Criteria	Result	RL	Criteria	RL Criteria	Analysis Units
CQ39262	$ETPH_WMR	Ext. Petroleum H.C. (C9-C36)	CT / RSR GWPC (ug/l) / Pest/PCB/TPH	0.95	0.066	0.5	0.5	mg/L
CQ39262	$ETPH_WMR	Ext. Petroleum H.C. (C9-C36)	CT / RSR GWPC (ug/l) / Pest/PCB/TPH	0.95	0.066	0.25	0.25	mg/L

Phoenix Laboratories does not assume responsibility for the data contained in this exceedance report. It is provided as an additional tool to identify requested criteria exceedences. All efforts are made to ensure the accuracy of the data (obtained from appropriate agencies). A lack of exceedence information does not necessarily suggest conformance to the criteria. It is ultimately the site professional's responsibility to determine appropriate compliance.

Environmental Laboratories, Inc.
587 East Middle Turnpike, P.O.Box 370, Manchester, CT 06045
Tel. (860) 645-1102 Fax (860) 645-0823

ACCREDITED IN ACCORDANCE WITH nelac NY # 11301

Analysis Comments

April 08, 2024 SDG I.D.: GCQ39262

The following analysis comments are made regarding exceptions to criteria not already noted in the Analysis Report or QA/QC Report: None.

Cooler: Yes ☐ No ☐
Coolant: IPK ☐ ICE ☐ No ☐
Temp 2.3 °C Pg of

PHOENIX
Environmental Laboratories, Inc.

CT/MA/RI CHAIN OF CUSTODY RECORD

587 East Middle Turnpike, P.O. Box 370, Manchester, CT 06040
Email: makrina@phoenixlabs.com Fax (860) 645-0823
Client Services (860) 645-1102

Data Delivery/Contact Options:
☐ Fax:
☐ Phone:
☑ Email: wilson.laura@wsine.com

Customer: Weston & Sampson
Address: 712 Brook Street
Rocky Hill CT

Project: Simsbury AWC
Report to: Laura Wilson
Invoice to:
Quote #

Project P.O:

This section MUST be completed with Bottle Quantities.

Client Sample - Information - Identification

Sampler's Signature _____ Date: 3/29/24

Matrix Code:
DW=Drinking Water **GW**=Ground Water **SW**=Surface Water **WW**=Waste Water
RW=Raw Water **SE**=Sediment **SL**=Sludge **S**=Soil **SD**=Solid **W**=Wipe **OIL**=Oil
B=Bulk **L**=Liquid **X** = _____(Other)

PHOENIX USE ONLY SAMPLE #	Customer Sample Identification	Sample Matrix	Date Sampled	Time Sampled	*MS/MSD (May be billable at analysis unit rate)	EDD
39262	MW-310	GW	3/29/24	12:20	✓	
39263	MW-310 Dupe 1	GW	3/29/24	12:40	✓	

GL Amber 8 oz. [ ] w/H_3PO_4 [ ] $NAHSO_4$
Soil VOA Vials [ ] methanol [ ] H_2O
GL Soil container ( ) oz
GL Soil container ( ) oz
40 ml VOA Vial [ ] As is [ ] HCl
GL Amber 1000ml [ ] As is [ ] H_2SO_4
PL As is [ ] 250ml [ ] 500ml [ ] 1000ml
PL H_2SO_4 [ ] 250ml [ ] 500ml
PL HNO_3 250ml
PL NaOH 250ml
Bacteria Bottle w/hio
Bacteria Bottle as is

Relinquished by:	Accepted by:	Date:	Time:
Erica Panasiewicz	WES Fridge	3/29/24	13:40
		3/29/24	14:20
		3/29/24	15:30

Comments, Special Requirements or Regulations:
call 860-839-6041 w/ any questions

Turnaround Time:
☐ 1 Day* ☐ 2 Days* ☐ 3 Days* ☐ 4 Days* ☐ 5 Days*
☑ Standard ☐ Other _____

***MS/MSD are considered site samples and will be billed as such in accordance with the prices quoted.**

* SURCHARGES MAY APPLY

RI
☐ RES DEC
☐ I/C DEC
☐ GA Leachability
☐ GB Leachability
☐ GA -GW Objectives
☐ GB -GW Objectives
☐ Other

CT
☐ RCP Cert
☑ GWPC
☐ SWPC
☐ GA PMC
☐ GB PMC
☐ SWPC
☐ RES DEC
☐ I/C DEC

MA
☐ MCP Certification
☐ GW-1 ☐ RCS-1 / RCGW-1
☐ GW-2 ☐ RCS-2 / RCGW-2
☐ GW-3 ☐ S-1 Calc.
☐ S-1
☐ S-2
☐ S-3 ☐ _____
☐ SW Protection

State where samples were collected: CT

Data Format
☑ Excel
☐ PDF
☐ GIS/Key
☐ EQuIS
☐ Other

Data Package
☐ Tier II Checklist*
☑ Full Data Package*
☐ Phoenix Std
☐ Other

* SURCHARGE APPLIES

Form PEL-126 Rev. 9/23

Bobbi Aloisa

From: Willson, Laura M. <willson.laura@wseinc.com>
Sent: Monday, April 01, 2024 8:28 AM
To: Bobbi Aloisa
Subject: FW: Phoenix Labs - GCQ39262, SIMSBURY AWC - COC Acknowledgement
Attachments: Sample Acknowledgement.pdf

Bobbi,
Just reviewing this work order I received late Friday evening.

We do NOT need the duplicate sample analyzed. Not sure why one was collected, but it is NOT needed. Please remove this. We only need sample MW-310 analyzed.

Please confirm receipt.

From: SampleReceiving@phoenixlabs.com <SampleReceiving@phoenixlabs.com>
Sent: Friday, March 29, 2024 9:41 PM
To: Willson, Laura M. <willson.laura@wseinc.com>
Subject: Phoenix Labs - GCQ39262, SIMSBURY AWC - COC Acknowledgement

This is an automated sample acknowledgement.

If you were issued a Phoenix Price Quote # for this SDG and it was not listed on the chain, please email client services with the quote number so we can ensure proper invoicing. If no quote was issued, no further action is required.

If you have a PO# that is required for this SDG, and you need it listed on your invoice please email client services so we can be sure to get the PO# listed on the invoice. If no PO# is required, no further action is required.

Samples Will Be Disposed After: 30 Days

GCQ39262 Criteria:
GROUND WATER(2): CT GWP (GA GW Protection)

Please email client services only if you require criteria different than what is listed. Criteria added post-reporting requires re-evaluation of data and possible re-analysis therefore charges may apply. Project objectives not communicated at time of submittal may not be achieved.

Delivery group GCQ39262 (SIMSBURY AWC) has been logged in for the following samples:

Phoenix Id	Client Id
CQ39262	MW-310
CQ39263	MW-310 DUP 1

This SDG has been logged in for Standard 7 business day turn-around time.

The samples in this delivery group were received at 2.3°C. (Note acceptance criteria for relevant matrices is above freezing up to 6°C)

If there are any questions regarding this submittal, please call Phoenix Client Services at extension 200.

Thank you for your business,

Phoenix Environmental Laboratories, Inc.
587 East Middle Turnpike
P.O. Box 370
Manchester, CT 06374
Tel. (860) 645-1102
Fax. (860) 645-0823
www.phoenixlabs.com

Please do not reply to this email.
cc'd:willson.laura@wseinc.com
The contents of this e-mail and any attachments are the property of the Weston & Sampson companies. The e-mail contents are only to be used by the intended recipient of the e-mail. If you are not the intended recipient, then use, disclosure, copying, distribution or reliance on the e-mail is prohibited. All professional advice from us should be obtained in writing (not e-mail).