EVERSOURCE ENERGY

Environmental Affairs Department
107 Selden Street, BMN2
Berlin, CT 06037

December 15, 2021

Ms. Traci Iott
Supervising Environmental Analyst
Water Quality Program
Bureau of Water Protection and Land Reuse
Connecticut Department of Energy and Environmental Protection
79 Elm Street, Hartford, CT 06106-5127

Reference: **Screening Level Ecological Risk Assessment**
27 Parsons Lane, Durham, CT
Spill Number CWC-18-00543

Dear Ms. Iott:

On behalf of The Connecticut Light and Power Company dba Eversource Energy (Eversource), Anchor QEA LLC, together with and under contract to Weston & Sampson, Inc., prepared the enclosed Screening Level Ecological Risk Assessment (SLERA) letter report for the above referenced ongoing mineral oil dielectric fluid (MODF) spill investigation.

Results from initial sediment sampling conducted in 2018 identified polychlorinated biphenyl (PCB) impacts to sediment at the property's discharge pipe outfall area and within an unnamed intermittent stream. Additional data were collected in 2021 to support a SLERA and define the nature and extent of PCB impacts. Based upon the findings from this SLERA, remediation of sediments in specific areas will address potential risk to ecological receptors. Recognizing that this release occurred three years ago, Eversource is eager to move forward with the development of a Remedial Action Plan and perform the remediation. Your prompt review and feedback are greatly appreciated.

Please let me know if you have any questions or require additional information regarding this letter report.

Very truly yours,

Eversource Energy Service Company

Drew Blicharz

Drew P. Blicharz, CHMM
Environmental Specialist – Environmental Remediation

Enclosure

cc:
Gary Trombly, Supervising Environmental Analyst, CT DEEP
Gary Iadarola, LEP, CPG, Manager, Environmental Remediation, Eversource
Charles J. Nicol, Esq, Senior Counsel, Eversource
Jeffrey Willson, LEP, Team Leader, Weston & Sampson
Amy Nelson, Managing Environmental Scientist, Anchor QEA

December 15, 2021

Drew Blicharz
Eversource Energy Services Company
107 Selden Street
Berlin, Connecticut 06037

Re: Additional Stream Sediment Sampling Results and Screening Level Ecological Risk Assessment (SLERA) Associated with 27 Parsons Lane, Durham, Connecticut; Eversource Spill Number CWC-18-00543

Dear Mr. Blicharz,

Anchor QEA, LLC prepared this letter on behalf of The Connecticut Light and Power Company, dba Eversource Energy (Eversource), as part of the ongoing investigation of a release of mineral oil dielectric fluid at 27 Parsons Lane in Durham, Connecticut (the Site; Figure 1). Sampling in 2018 identified polychlorinated biphenyls (PCBs) from the release in the sediment of an unnamed intermittent stream at the Site. Details of the 2018 sampling program are presented in the 2019 Interim Remedial Action Report (WSE 2019).[1]

Additional data collected in 2021 to support this Screening Level Ecological Risk Assessment (SLERA) defined the nature and extent of the PCB impacts to the stream and the downgradient Coginchaug River.

Background

The unnamed stream flows northeast to southwest, extends approximately 2,600 feet from the western property boundary of the Site, and traverses a few residential properties before discharging to the Coginchaug River, which runs within and adjacent to the Durham Wildlife Management Area. Most of the stream's riparian habitat is wooded, and both its flow and depth are seasonally variable. According to the Connecticut Natural Diversity Database (NDDB), there is a population of northern leopard frogs (*Rana pipiens*), a species of special concern, in the vicinity of the Coginchaug River. Northern leopard frogs prefer open, grassy habitat along river floodplains with wetland and meadow-type cover. In accordance with the March 16, 2020, NDDB determination letter,[2] the 2021 field investigations were conducted during the frog's dormant period of November 1 to April 1 and the river was accessed on foot.

[1] Weston & Sampson Engineers, Inc. (WSE), 2019. Parsons Lane Interim Remedial Action Report. Durham, CT. 2019.
[2] Krukar, G., 2020. Letter to Amy Nelson of Anchor QEA. Regarding: NDDB Determination No.: 202003906. Soil Sampling in Durham Meadows Wildlife Management Area near 27 Parson Lane, Durham, CT. March 16, 2020.

The 2021 field investigation was a collaborative effort between Weston & Sampson and Anchor QEA to further evaluate sediment quality along the length of the intermittent stream from the Site to the stream's confluence with the Coginchaug River. The 2019 work plan, which was modified as requested by the Connecticut Department of Energy and Environmental Protection (CT DEEP), specified the following objectives of the additional sampling: 1) to assess risk to aquatic receptors in the unnamed stream; 2) to assess potential impacts to aquatic resources associated with the Coginchaug River (which had not been evaluated previously); and 3) to further define the horizontal and vertical extent of PCBs within the sediment. This letter summarizes the recently collected 2021 data and the risk screening results based on the 2018 and 2021 data.

Data Collection

The 2021 sampling event in the unnamed stream and in the Coginchaug River was conducted on March 17, 19, and 24, 2021, by Weston & Sampson with oversight from Anchor QEA (Figures 2-5). The work, which followed the 2019 work plan[3], targeted areas of depositional sediment, including the following:

- Eleven new single-point surface sediment locations, designated SED-1 to SED-11
- One sample location along 2018 Transect 4, designated Reoccupy T4-E
- Eighteen sample locations at the western, center, and eastern portions of the stream along six new stream transects, designated Transects 4-1, 4-2, 5-1, 5-2, 6-1, and 7-1

In concurrence with CT DEEP, the 2021 sampling focused on sediment because PCBs had not been previously detected in surface water there. Depositional sediment areas were targeted for sampling in accordance with CT DEEP's comments on the 2019 Work Plan. Sediments were collected with handheld equipment, including Lexan tubes for the finer grained material in the Coginchaug River and a hand auger for the coarser material in shallow areas of the unnamed stream. Two sample intervals (0.0 to 0.5 foot and 0.5 to 1.0 foot) were attempted at each sediment sampling location except for Reoccupy T4-E where only the 0.5- to 1.0-foot interval was sampled. Sample locations are shown in Figures 2 through 5. Samples were analyzed for PCB Aroclor by EPA method 8082 with 3540C Soxhlet extraction, for grain size via ASTM 6913, and for total organic carbon via EPA method 9060. Subsurface samples collected from the 0.5- to 1.0-foot intervals were analyzed, and the results reported in Attachment 1.

Additional sediment samples were collected in the vicinity of the outfall to refine the nature and extent of PCB impacts for remediation purposes, as shown in Figure 2. Samples identified with "N" and "S" were collected from outside of the stream channel.

[3] WSE. 2019. Ecological Risk Assessment Work Plan. 27 Parsons Lane, Durham, CT. Eversource Spill Number CWC-18-00543.

Ecological Screening Results

Analytical data for 2018 and 2021 surface and subsurface samples are provided as Attachment 1 and laboratory reports are provided in Attachment 2. Data from the surface sediment samples representing the assumed biologically active zone (0- to 0.5-foot interval) were compared with ecological screening levels, and the results are presented in Table 1. The "N" and "S" Outfall Area samples collected outside of the main stream channel were conservatively included in this screening.

Connecticut does not have risk-based sediment screening levels. Freshwater sediment screening levels used in this study include the total PCB threshold effect concentration (TEC) of 0.0598 milligram per kilogram (mg/kg) and the probable effect concentration (PEC) of 0.676 mg/kg developed by MacDonald et al. (2000).[4] The TEC is a concentration below which adverse effects to the benthic community from exposure to PCBs are unlikely, and the PEC is a concentration above which effects are likely. Concentrations between the TEC and the PEC indicate some probability that adverse effects will occur, but the effects may not be significant. The use of consensus-based values in this assessment provides a strong weight of evidence by incorporating the results from several different methods and datasets.

Additionally, the New York State Department of Environmental Conservation (NYSDEC) Class A Freshwater Sediment Guidance Value of 0.1 mg/kg provides a benchmark for the protection of both aquatic life and animals higher up the food chain that may bioaccumulate PCBs from food sources (NYSDEC 2014).[5] According to NYSDEC, if the concentration of a contaminant in sediment is below the sediment guidance value that defines Class A, the contaminant can be considered to present little or no potential risk to aquatic life. This benchmark is similar to those of other states (e.g., Washington's sediment cleanup objectives value of 0.11 mg/kg).

Only Aroclor 1254 and Aroclor 1260 were detected in 2018 and 2021. Total PCB Aroclors were calculated as the sum of detected Aroclor concentrations. If no Aroclors were detected in a sample, the maximum reporting limit was used as the total. Reporting limits for non-detect results are less than the PCB TEC, indicating that non-detect results are conservative and protective of ecological receptors. The sampling locations were grouped into five reaches (shown in Figure 1); a summary of the screening results follows.

[4] MacDonald, D.D., C.G. Ingersoll, and T.A. Berger, 2000. "Development and evaluation of consensus-based sediment quality guidelines for freshwater systems." *Archives of Environmental Contamination and Toxicology* 39:20-31.

[5] NYSDEC (New York State Department of Environmental Conservation), 2014. *Screening and Assessment of Contaminated Sediment*. Prepared by New York State Department of Environmental Conservation Division of Fish, Wildlife and Marine Resources Bureau of Habitat. June 2014.

One additional surface sediment sample was collected in the unnamed stream north of the Parsons Lane Outfall Area (Reach 1); Aroclors were not detected in this sample above the laboratory reporting limits.

In the ecological risk screening dataset, 12 surface sediment samples including 1 field duplicate were collected in the Parsons Lane Outfall Area (Reach 2) between 2018 and 2021. Aroclor 1254 was detected in 11 samples, and Aroclor 1260 was detected in 6 samples. As shown in Table 1, total PCB Aroclor concentrations exceed the PEC in four 2018 samples (SD-1, Outfall-1, Outfall-2, and Outfall-3) and one 2021 sample (OF-2N). The maximum total PCB Aroclor concentration of 15 mg/kg at OF-2N is 22 times greater than the PEC.

Thirty-three surface sediment samples including three field duplicates in the risk screening dataset were collected in the unnamed stream between the Outfall Area and Middlefield Road (Reach 3). Aroclor 1254 was detected in 28 samples, and Aroclor 1260 was detected in 13 samples. Total PCB Aroclor concentrations exceed the TEC in four 2018 surface sediment samples (T2-E, T2-C, T4-E, and T5-E) and five 2021 samples (T4-1C, T4-1W, SED-2, the field duplicate for T4-2E, and T4-2W). Total PCB concentrations in three 2018 samples (T2-E, T2-C, and T4-E) and four 2021 samples (T4-1C, T4-1W, SED-2, and T4-2W) also exceeds the NYSDEC Class A screening level (Table 1). Concentrations in two 2018 samples (T2-E and T2-C) and one 2021 sample (T4-1C) are greater than the PEC, with a maximum exceedance factor of 3.6.

Ten surface sediment samples including two field duplicates were collected in the unnamed stream from Middlefield Road to the Coginchaug River confluence (Reach 4). Aroclor 1254 was detected in six samples, and Aroclor 1260 was detected in four samples. Total PCB Aroclor concentrations exceed the TEC in one 2018 sample (field duplicate for T7-E). No samples exceed the NYSDEC Class A screening level or the PEC.

Seven surface sediment samples including one field duplicate were collected in the Coginchaug River (Reach 5) in 2021. Samples were collected at the river's confluence with the unnamed stream and both upstream and downstream of this confluence. Aroclor 1254 was detected in seven samples, and Aroclor 1260 was detected in three. Total PCB Aroclor concentrations exceed the TEC in five samples (confluence samples SED-8 and SED-9; downstream samples SED-6 and SED-7; and the field duplicate for upstream sample SED-11). There are no exceedances of the PEC.

Only samples from Reaches 2 and 3 exceed the NYSDEC Class A screening level of 0.1 mg/kg or the PEC of 0.676 mg/kg. The average total PCB Aroclor concentration of 2.1 mg/kg in Reach 2 (Parsons Lane Outfall Area) is the highest of all areas in 2021. However, this average is highly skewed due to OF-2N, near Outfall 2, which is the only 2021 sample in the Reach 2 risk dataset that exceeds any screening levels. Reach 3 (the Outfall Area to Middlefield Road) had the next highest average concentration, 0.13 mg/kg. Transects 4-1 and 4-2, near the Site, and SED-2, between these transects,

are the only Reach 3 locations where concentrations exceed the NYSDEC Class A screening level or the PEC. In general, surface sediment concentrations in Reach 3 are greater than subsurface concentrations for locations where a sample below 6 inches was also collected. Reach 3 can be divided into two subreaches for screening based on surface sediment concentrations: Reach 3a (from the Outfall Area to Transect 4) had exceedances of NYSDEC and PEC screening levels; and Reach 3b (from SED-3 to Middlefield Road) had no NYSDEC or PEC exceedances downstream from SED-3 into the Coginchaug River.

All samples from Reach 4 (Middlefield Road to the Coginchaug River) and Reach 5 (the Coginchaug River confluence and upstream and downstream of the confluence) are below the NYSDEC Class A screening level and the PEC. Aroclors were detected in the Coginchaug River, including upstream of the confluence with the unnamed stream, but concentrations are not at a level indicative of significant risk to benthic or higher trophic receptors. High organic carbon concentrations in the Coginchaug River (ranging from 1% to 35% with an average of 22%) may offer ecological receptors additional protection from risk due to elevated PCB concentrations. PCBs are non-ionic organic chemicals. They partition to dissolved organic carbon, particulate organic carbon, and colloids in sediment porewater, thus reducing the concentration of freely dissolved PCBs.

Overall, total PCB concentrations detected in all reaches sampled in 2018 and 2021 downstream of Transect 4, including the Coginchaug River, are less than the screening levels for adverse effects to benthic invertebrates (i.e., the PEC and NYSDEC Class A screening level). Concentrations exceed these screening levels at the Outfall Area and at Transect 2 in 2018 and at T4-1C in 2021, where the total PCB concentration is 1.2 mg/kg. The average of the total PCB concentrations detected in discrete samples from across the streambed in Transect T4-1 (0.5 mg/kg) is representative of a larger exposure area and is less than the PEC. Selective averaging of sediment concentrations over a small exposure area can be assessed under certain state guidance (e.g., Massachusetts) to evaluate potential risk to benthic invertebrates.

SLERA Conclusions

The results of this SLERA indicate concentrations of PCBs in targeted areas of depositional surface sediment (0 to 0.5 foot below the streambed) downstream of Transect 4-1 do not pose a risk to aquatic receptors that warrants further ecological risk evaluation or remediation. The SLERA included data collected as part of a sampling program that was conservatively biased towards depositional areas. Stretches of the unnamed stream, especially in the upper reaches have limited depositional sediment in the streambed and therefore less potential for exposure of PCBs to aquatic receptors in sediment in these areas.

Locations where total PCB concentrations were detected in depositional areas above the adverse effect concentrations—at the Outfall Area and Transect 2 in 2018 and at T4-1C in 2021—may require additional investigation or remediation to reduce risks to ecological receptors exposed to sediments

in the stream. Concentrations of total PCBs in surface sediments at these locations also exceed 1 mg/kg, a Toxic Substances Control Act threshold used by numerous sediment cleanup sites as an action level for PCBs.

The following source control activities in the area of the outfall would eliminate potential risk related to the spill release at the Site:

- Remediation of surface sediment (0-6 inches) in depositional areas in the pipe Outfall Area downgradient to and including Transect 2, with confirmatory sampling downstream and upstream of Transect 3
- Spot remediation of surface sediment to address the intermittent exceedances of the PEC in depositional areas at Transect T4-1, with confirmatory sampling downstream of remediation areas. Limited depositional areas were observed between T4 and T4-1.

Details of remediation activities to address potential risks identified in this SLERA will be provided in a forthcoming remedial action plan for the Site.

Sincerely,

Amy Nelson
Ecological Risk Assessor

Table

Table 1 Surface Sediment (0 to 6 Inches) Ecological Risk Screening

Figures

Figure 1 Site Location Map
Figure 2 Sediment Sample Locations: Reach 1 and 2 – Upstream and Parsons Lane Outfall Area
Figure 3 Sediment Sample Locations: Reach 3 – Outfall Area to Middlefield Road
Figure 4 Sediment Sample Locations: Reach 4 – Middlefield Road to Coginchaug River
Figure 5 Sediment Sample Locations: Reach 5 – Coginchaug River

Attachments

Attachment 1 Sediment Sampling Analytical Results
Attachment 2 Analytical Laboratory Reports

Table

Table 1
Surface Sediment (0 to 6 inches) Ecological Risk Screening

Reach	Sample ID	Date Sampled	Total PCB Aroclors (mg/kg)		
			E	C	W
1 (Unamed Stream North of Parsons Lane Outlet)	Transect T1	12/5/18	ND<0.025	ND<0.026	ND<0.039
	SED-1	3/24/21	ND<0.0023		
2 (Parsons Lane Outfall Area)	SD-1	11/20/18	**3.6**		
	Outfall-1	12/5/18	**4.4**		
	OF-1S	3/19/21	**0.031**		
	Outfall-2	12/5/18	**3.9**		
	Outfall-3	12/5/18	**9.6**		
	OF-3E	3/19/21	**0.038**		
	OF-3W	3/19/21	ND<0.0024		
3a (Outfall Area to T4-2)	Transect T2	12/5/18	**2.4**	**1.9**	ND<0.032
	Transect T3	12/5/18	**0.036**	**0.057**	ND<0.034
	Transect T4	12/5/18	**0.65**	**0.057**	ND<0.028
	Transect T4-1	3/19/21	**0.027**	**1.2**	**0.50**
	SED-2	3/19/21	**0.51**		
	Transect T4-2	3/19/21	**0.035**	**0.017**	**0.20**
	DUP-4 / Duplicate of T4-2E	3/19/21	**0.065**	--	--
3b (SED-3 to Middlefield Road)	SED-3	3/19/21	**0.028**		
	Transect T5-1	3/19/21	**0.025**	**0.024**	**0.033**
	Transect T5	12/5/18	**0.078**	ND<0.024	ND<0.035
	Transect T5-2	3/19/21	**0.031**	**0.010**	**0.0037**
	DUP-3 / Duplicate of T5-2C	3/19/21	--	**0.012**	--
	Transect T6-1	3/19/21	**0.010**	**0.0053**	**0.024**
	DUP-2 / Duplicate of T6-1W	3/19/21	--	--	**0.011**
	Transect T6	12/5/18	ND<0.027	ND<0.022	ND<0.026
	SED-4	3/19/21	**0.014**		
4 (Middlefield Road to Coginchaug River Confluence)	Transect T7-1	3/19/21	**0.035**	**0.045**	**0.033**
	Transect T7	12/5/18	**0.041**	ND<0.031	ND<0.033
	DUP-SE1 / Duplicate of T7-E	12/5/18	**0.08**	--	--
	SED-5	3/17/21	**0.0202**		
	Transect T8	12/5/18	ND<0.037	ND<0.045	ND<0.052
	DUP-SE2 /Duplicate of T8-E	12/5/18	ND<0.034	--	--
5a (Coginchaug River – Upstream of Confluence)	SED-10 (Upstream)	3/17/21	**0.048**		
	SED-11 (Upstream)	3/17/21	**0.054**		
	DUP-1 / Duplicate of SED-11 (Upstream)	3/17/21	**0.08**		

Table 1
Surface Sediment (0 to 6 inches) Ecological Risk Screening

Reach	Sample ID	Date Sampled	Total PCB Aroclors (mg/kg)		
			E	C	W
5b (Coginchaug River)	SED-9 (Confluence)	3/17/21	**0.10**		
	SED-8 (Confluence)	3/17/21	**0.09**		
	SED-7 (Downstream)	3/17/21	**0.067**		
	SED-6 (Downstream)	3/17/21	**0.064**		

Notes:
MacDonald freshwater total PCB TEC (0.0598 mg/kg)
TEC and NYSDEC Class A (0.1 mg/kg)
MacDonald freshwater total PCB PEC (0.676 mg/kg)
--: not applicable
mg/kg: milligrams per kilogram
ND: non-detect
NYSDEC: New York State Department of Environmental Conservation
PCB: polychlorinated biphenyls
PEC: Probably effects concentration
TEC: Threshold effects concentration

Figures



Publish Date: 2021/11/24, 9:57 AM | User: epipkin
Filepath: Q:\Jobs\Eversource_1196\Durham_CT\Maps\Surveyed Locations Overview.mxd

ANCHOR QEA

Figure 1
Site Location Map
Screening Level Ecological Risk Assessment
27 Parsons Lane, Durham, Connecticut

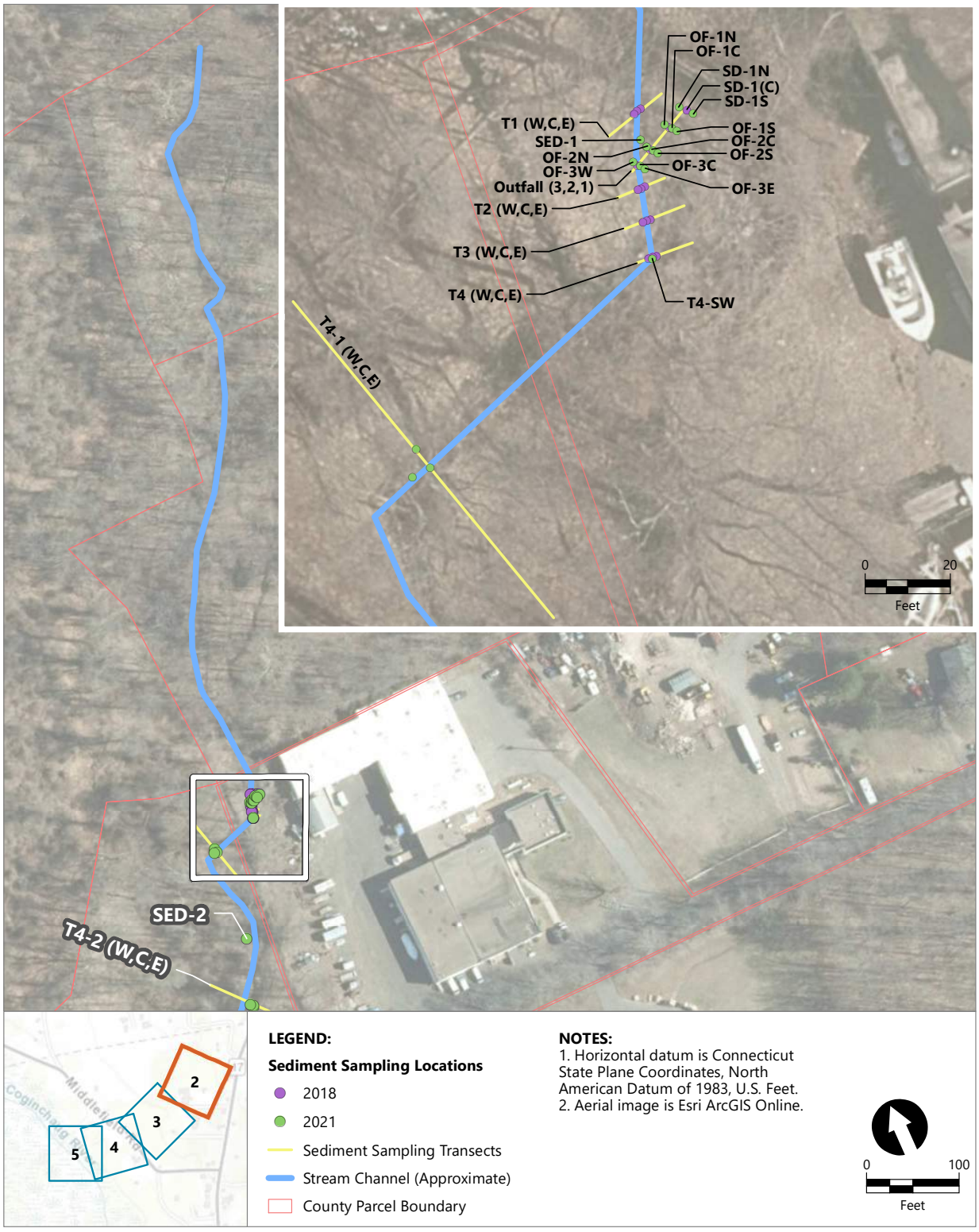

Publish Date: 2021/11/24, 9:56 AM | User: epipkin
Filepath: Q:\Jobs\Eversource_1196\Durham_CT\Maps\Surveyed Locations.mxd

ANCHOR QEA

Figure 2
Sediment Sample Locations: Reach 1 and 2 — Upstream Parsons Lane Outfall Area
Screening Level Ecological Risk Assessment
27 Parsons Lane, Durham, Connecticut

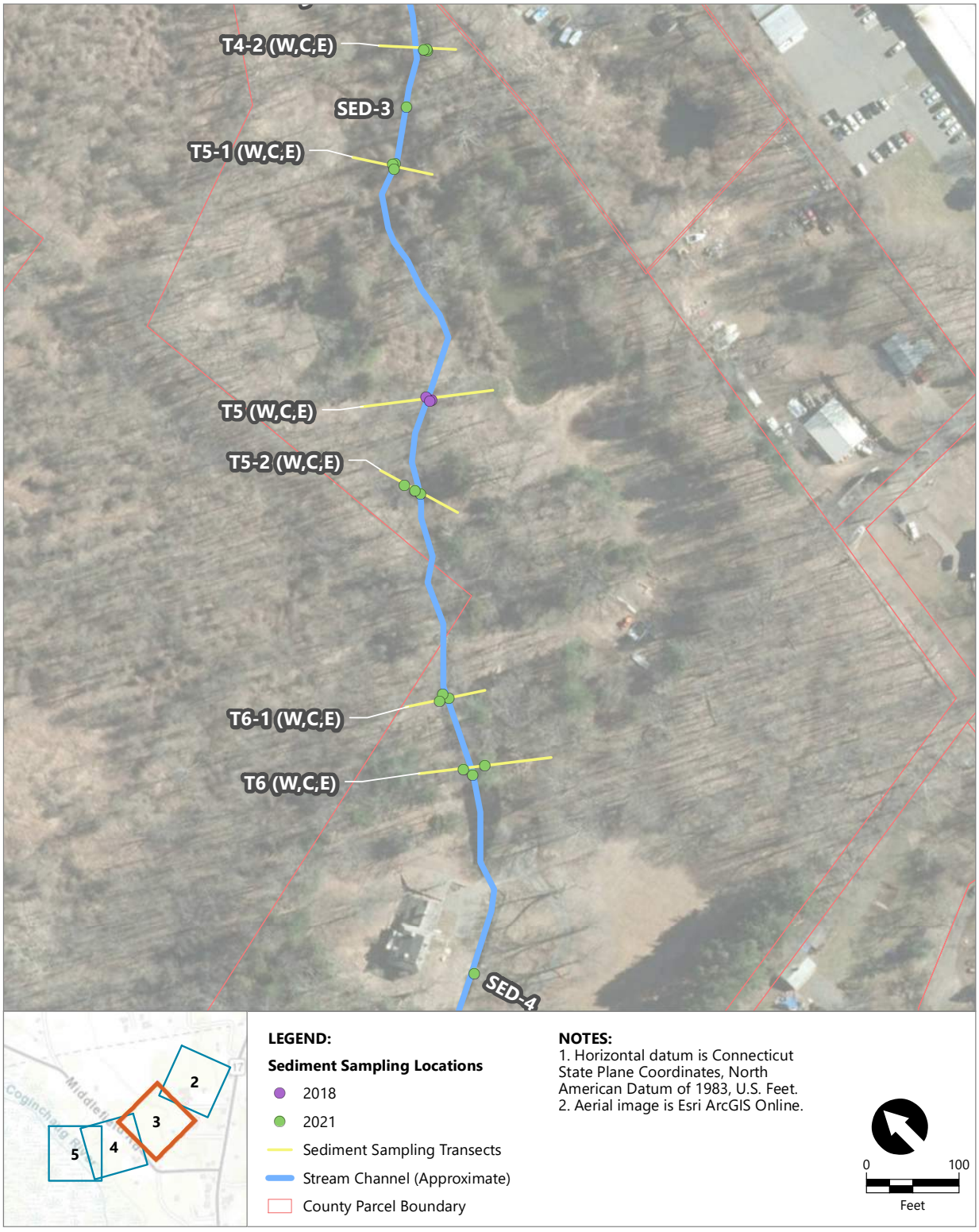

Publish Date: 2021/11/24, 9:57 AM | User: epipkin
Filepath: Q:\Jobs\Eversource_1196\Durham_CT\Maps\Surveyed Locations.mxd

ANCHOR QEA

Figure 3
Sediment Sample Locations: Reach 3 — Outfall Area to Middlefield Rd
Screening Level Ecological Risk Assessment
27 Parsons Lane, Durham, Connecticut

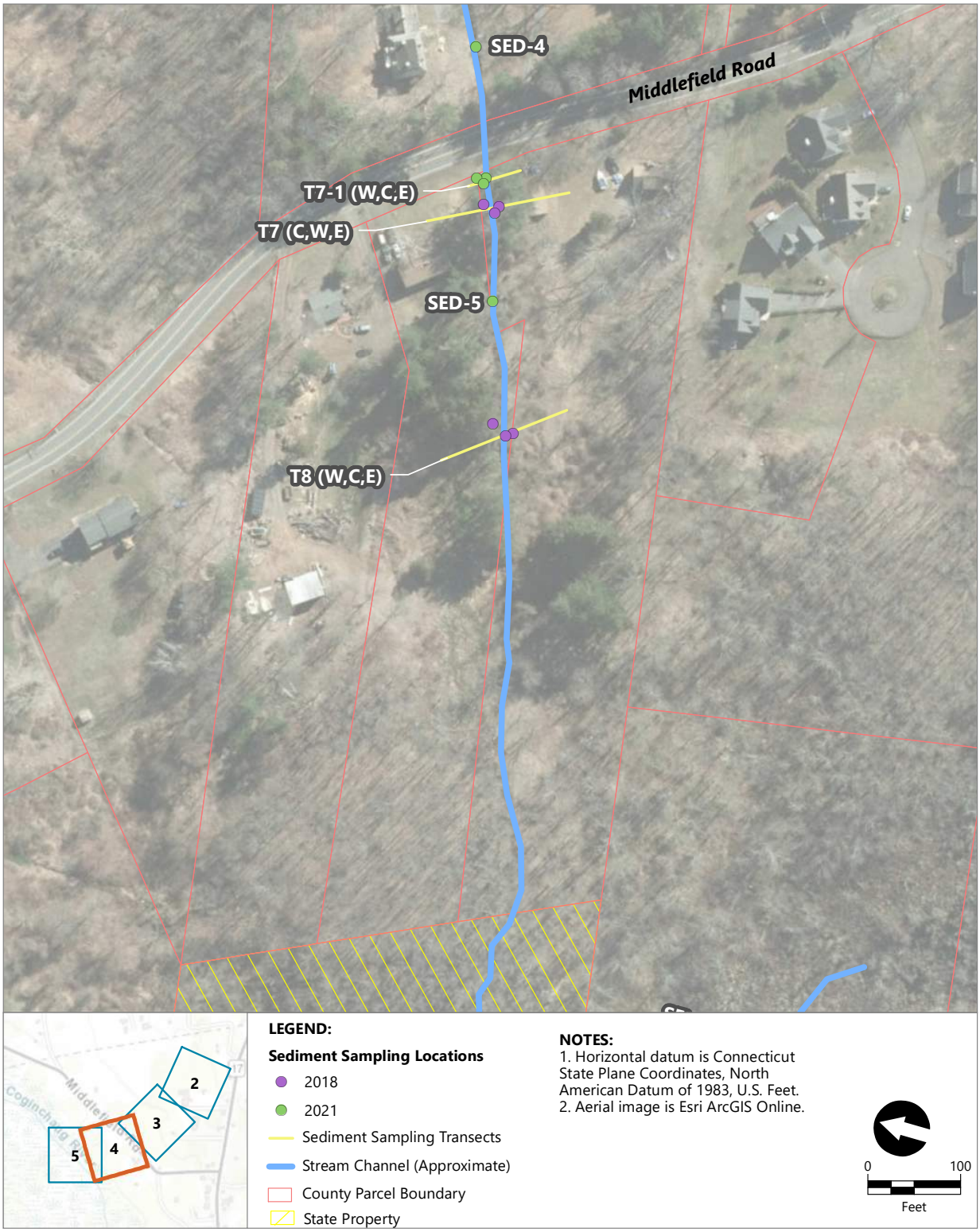

Publish Date: 2021/11/24, 9:57 AM | User: epipkin
Filepath: Q:\Jobs\Eversource_1196\Durham_CT\Maps\Surveyed Locations.mxd

ANCHOR QEA

Figure 4
Sediment Sample Locations: Reach 4 — Middlefield Rd to Coginchaug River
Screening Level Ecological Risk Assessment
27 Parsons Lane, Durham, Connecticut

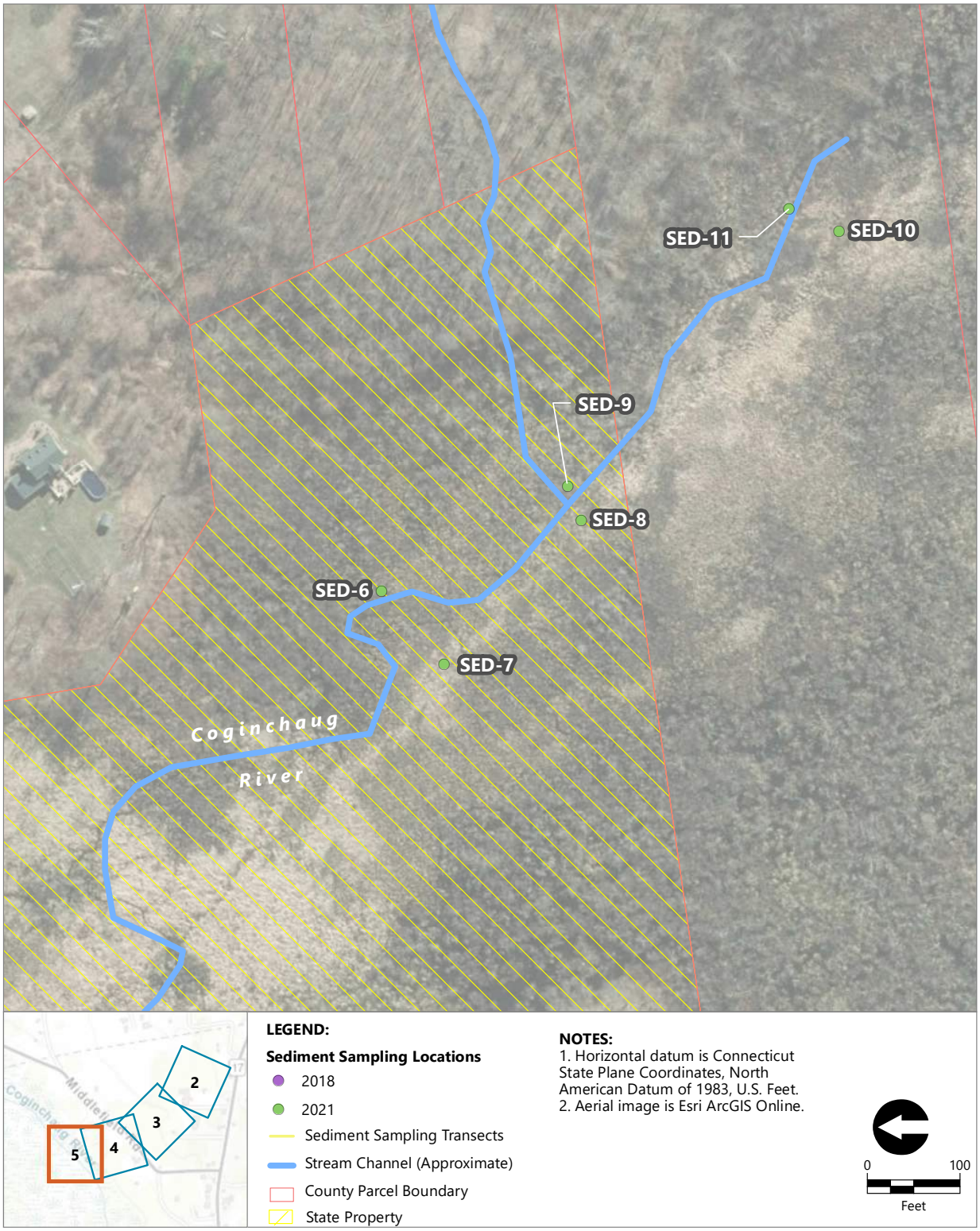

Publish Date: 2021/11/24, 9:57 AM | User: epipkin
Filepath: Q:\Jobs\Eversource_1196\Durham_CT\Maps\Surveyed Locations.mxd

ANCHOR QEA

Figure 5
Sediment Sample Locations: Reach 5 — Coginchaug River
Screening Level Ecological Risk Assessment
27 Parsons Lane, Durham, Connecticut

Attachment 1

Attachment 1
Stream Sediment Sampling Analytical Results
Screening Level Ecological Risk Assessment (SLERA)
27 Parsons Lane, Durham, CT

Sample Location	Criteria			Beneath 8-in. RCP Outlet						Flow Channel From 8" RCP					
Sample ID				SD-1	SD-1N (0-6)	SD-1N (12-18)	SD-1C (12-18)	SD-1S (0-6)	SD-1S (12-18)	Outfall-1	OF-1N (0-6)	OF-1N (12-18)	OF-1C (12-18)	OF-1S (0-6)	OF-1S (12-18)
Sample Depth (in)	Total PCB TEC	NYSDEC Class A Freshwater Sediment Guidance Value	Total PCB PEC	0-6	0-6	12-18	12-18	0-6	12-18	0-6	0-6	12-18	12-18	0-6	12-18
Date Sampled				11/20/18	3/19/21	3/19/21	3/19/21	3/19/21	3/19/21	12/5/18	3/19/21	3/19/21	3/19/21	3/19/21	3/19/21
Date Extracted				11/24/18	3/25/21	--	3/25/21	3/25/21	--	12/7/18	3/25/21	--	3/25/21	3/25/21	--
Date Analyzed				11/27/18	4/6/21	--	4/6/21	4/6/21	--	12/11/18	4/6/21	--	4/6/21	4/6/21	--
Con-Test Analytical Laboratory Work Order No.				18K0971	21C1114	21C1115	21C1114	21C1114	21C1115	18L0278	21C1114	21C1115	21C1114	21C1114	21C1115
Alpha Analytical Laboratory Work Order No.				--	--	--	--	--	--	--	--	--	--	--	--
PARAMETER (UNITS)															
Polychlorinated Biphenyls with Soxhlet Extration (EPA Method 8082A/3540C [mg/kg])															
Aroclor-1016	NE	NE	NE	ND<0.49	ND<0.0024	NA	ND<0.0024	ND<0.0026	NA	ND<0.61	ND<0.0024	NA	ND<0.0023	ND<0.0029	NA
Aroclor-1221	NE	NE	NE	ND<0.49	ND<0.0024	NA	ND<0.0024	ND<0.0026	NA	ND<0.61	ND<0.0024	NA	ND<0.0023	ND<0.0029	NA
Aroclor-1232	NE	NE	NE	ND<0.49	ND<0.0024	NA	ND<0.0024	ND<0.0026	NA	ND<0.61	ND<0.0024	NA	ND<0.0023	ND<0.0029	NA
Aroclor-1242	NE	NE	NE	ND<0.49	ND<0.0024	NA	ND<0.0024	ND<0.0026	NA	ND<0.61	ND<0.0024	NA	ND<0.0023	ND<0.0029	NA
Aroclor-1248	NE	NE	NE	ND<0.49	ND<0.0024	NA	ND<0.0024	ND<0.0026	NA	ND<0.61	ND<0.0024	NA	ND<0.0023	ND<0.0029	NA
Aroclor-1254	NE	NE	NE	**3.6**	**0.016**	NA	ND<0.0024	**0.016**	NA	**4.4**	**0.0052**	NA	ND<0.0023	**0.016**	NA
Aroclor-1260	NE	NE	NE	ND<0.49	**0.015**	NA	ND<0.0024	**0.012**	NA	ND<0.61	**0.0064**	NA	ND<0.0023	**0.015**	NA
Aroclor-1262	NE	NE	NE	ND<0.49	ND<0.0024	NA	ND<0.0024	ND<0.0026	NA	ND<0.61	ND<0.0024	NA	ND<0.0023	ND<0.0029	NA
Aroclor-1268	NE	NE	NE	ND<0.49	ND<0.0024	NA	ND<0.0024	ND<0.0026	NA	ND<0.61	ND<0.0024	NA	ND<0.0023	ND<0.0029	NA
Total PCBs	0.0598	0.1	0.676	**3.6**	**0.031**	NA	ND<0.0024	**0.028**	NA	**4.4**	**0.0116**	NA	ND<0.0023	**0.031**	NA
Grain Size (ASTM D6913 [%])															
Cobbles	--	--	--	NA	NA	NA	NA	NA	NA	NA	NA	NA	NA	NA	NA
Gravel, coarse	--	--	--	NA	NA	NA	NA	NA	NA	NA	NA	NA	NA	NA	NA
Gravel, fine	--	--	--	NA	NA	NA	NA	NA	NA	NA	NA	NA	NA	NA	NA
Sand, coarse	--	--	--	NA	NA	NA	NA	NA	NA	NA	NA	NA	NA	NA	NA
Sand, medium	--	--	--	NA	NA	NA	NA	NA	NA	NA	NA	NA	NA	NA	NA
Sand, fine	--	--	--	NA	NA	NA	NA	NA	NA	NA	NA	NA	NA	NA	NA
Total Fines	--	--	--	NA	NA	NA	NA	NA	NA	NA	NA	NA	NA	NA	NA
Total Organic Carbon (EPA Method 9060A [%])	--	--	--	NA	NA	NA	NA	NA	NA	NA	NA	NA	NA	NA	NA
Total Solids (Standard Method 2540G [%])	--	--	--	**79.8**	**82.5**	NA	**83.3**	**77.1**	NA	**64.8**	**82**	NA	**86.3**	**68.1**	NA

Abbreviations:
mg/kg = milligram per killiogram
ND<# = Not Detected above specified reporting limit
NA = Not Analyzed
NE = Not Established
TEC = Threshold Effect Concentration
PEC = Probable Effect Concentration
NYSDEC Class A Freshwater Sediment Guidance Value
-- = Not Applicable

= exceeds the Threshold Effect Concentration (TEC)
= exceeds the NYSDEC Class A Freshwater Sediment Guidance Value
= exceeds the Probable Effect Concentration (PEC)

NOTES:
1. < = indicates parameter not detected above laboratory method reporting limit, shown.
2. Bolding indicated parameter detected above laboratory method reporting limit.
3. Samples collected by Weston & Sampson.

Prepared by: CMB
Reviewed by: JCW

Attachment 1
Stream Sediment Sampling Analytical Results
Screening Level Eological Risk Assessment (SLERA)
27 Parsons Lane, Durham, CT

Sample Location	Criteria			Flow Channel From 8" RCP (continued)													
Sample ID				Outfall-2	OF-2N (0-6)	OF-2N (12-18)	OF-2C (24-30)	OF-2S (0-6)	OF-2S (12-18)	Outfall-3	OF-3E (0-6)	OF-3E (12-18)	OF-3C (30-36)	DUP-OF / Duplicate of OF-3C (30-36)	OF-3W (0-6)	OF-3W (12-18)
Sample Depth (in)	Total PCB TEC	NYSDEC Class A Freshwater Sediment Guidance Value	Total PCB PEC	0-6	0-6	12-18	24-30	0-6	12-18	0-6	0-6	12-18	30-36	0-6	0-6	12-18
Date Sampled				12/5/18	3/19/21	3/19/21	3/19/21	3/19/21	3/19/21	12/5/18	3/19/21	3/19/21	3/19/21	3/19/21	3/19/21	3/19/21
Date Extracted				12/7/18	3/25/21	--	3/25/21	3/25/21	--	12/7/18	3/25/21	--	3/25/21	3/25/21	3/25/21	--
Date Analyzed				12/11/18	3/30/21	--	3/30/21	4/6/21	--	12/11/18	4/6/21	--	3/30/21	3/30/21	4/6/21	--
Con-Test Analytical Laboratory Work Order No.				18L0278	21C1114	21C1115	21C1114	21C1114	21C1115	18L0278	21C1114	21C1115	21C1114	21C1110	21C1114	21C1115
Alpha Analytical Laboratory Work Order No.				--	--	--	--	--	--	--	--	--	--	--	--	--
PARAMETER (UNITS)																
Polychlorinated Biphenyls with Soxhlet Extration (EPA Method 8082A/3540C [mg/kg])																
Aroclor-1016	NE	NE	NE	ND<0.56	ND<3.4	NA	ND<0.11	ND<0.0026	NA	ND<1.2	ND<0.0040	NA	ND<0.13	ND<0.14	ND<0.0024	NA
Aroclor-1221	NE	NE	NE	ND<0.56	ND<3.4	NA	ND<0.11	ND<0.0026	NA	ND<1.2	ND<0.0040	NA	ND<0.13	ND<0.14	ND<0.0024	NA
Aroclor-1232	NE	NE	NE	ND<0.56	ND<3.4	NA	ND<0.11	ND<0.0026	NA	ND<1.2	ND<0.0040	NA	ND<0.13	ND<0.14	ND<0.0024	NA
Aroclor-1242	NE	NE	NE	ND<0.56	ND<3.4	NA	ND<0.11	ND<0.0026	NA	ND<1.2	ND<0.0040	NA	ND<0.13	ND<0.14	ND<0.0024	NA
Aroclor-1248	NE	NE	NE	ND<0.56	ND<3.4	NA	ND<0.11	ND<0.0026	NA	ND<1.2	ND<0.0040	NA	ND<0.13	ND<0.14	ND<0.0024	NA
Aroclor-1254	NE	NE	NE	**3.9**	**15**	NA	**0.17**	**0.0077**	NA	**9.6**	**0.025**	NA	**0.22**	**0.43**	ND<0.0024	NA
Aroclor-1260	NE	NE	NE	ND<0.56	ND<3.4	NA	ND<0.11	**0.0047**	NA	ND<1.2	**0.013**	NA	ND<0.13	ND<0.14	ND<0.0024	NA
Aroclor-1262	NE	NE	NE	ND<0.56	ND<3.4	NA	ND<0.11	ND<0.0026	NA	ND<1.2	ND<0.0040	NA	ND<0.13	ND<0.14	ND<0.0024	NA
Aroclor-1268	NE	NE	NE	ND<0.56	ND<3.4	NA	ND<0.11	ND<0.0026	NA	ND<1.2	ND<0.0040	NA	ND<0.13	ND<0.14	ND<0.0024	NA
Total PCBs	0.0598	0.1	0.676	**3.9**	**15**	NA	**0.17**	**0.0124**	NA	**9.6**	**0.038**	NA	**0.22**	**0.43**	ND<0.0024	NA
Grain Size (ASTM D6913 [%])																
Cobbles	--	--	--	NA	NA	NA	NA	NA	NA	NA	NA	NA	NA	NA	NA	NA
Gravel, coarse	--	--	--	NA	NA	NA	NA	NA	NA	NA	NA	NA	NA	NA	NA	NA
Gravel, fine	--	--	--	NA	NA	NA	NA	NA	NA	NA	NA	NA	NA	NA	NA	NA
Sand, coarse	--	--	--	NA	NA	NA	NA	NA	NA	NA	NA	NA	NA	NA	NA	NA
Sand, medium	--	--	--	NA	NA	NA	NA	NA	NA	NA	NA	NA	NA	NA	NA	NA
Sand, fine	--	--	--	NA	NA	NA	NA	NA	NA	NA	NA	NA	NA	NA	NA	NA
Total Fines	--	--	--	NA	NA	NA	NA	NA	NA	NA	NA	NA	NA	NA	NA	NA
Total Organic Carbon (EPA Method 9060A [%])	--	--	--	NA	NA	NA	NA	NA	NA	NA	NA	NA	NA	**3.4**	NA	NA
Total Solids (Standard Method 2540G [%])	--	--	--	**68.5**	**58.4**	NA	**72.5**	**76.2**	NA	**59.7**	**50.6**	NA	**62.5**	**56.8**	**84.9**	NA

Abbreviations:
mg/kg = milligram per killiogram
ND<# = Not Detected above specified reporting limit
NA = Not Analyzed
NE = Not Established
TEC = Threshold Effect Concentration
PEC = Probable Effect Concentration
NYSDEC Class A Freshwater Sediment Guidance Value
-- = Not Applicable

= exceeds the
= exceeds the
= exceeds the

NOTES:
1. < = indicates parameter not detected above laboratory method reporting limit, shown.
2. Bolding indicated parameter detected above laboratory method reporting limit.
3. Samples collected by Weston & Sampson.

Prepared by: CMB
Reviewed by: JCW

Attachment 1
Stream Sediment Sampling Analytical Results
Screening Level Eological Risk Assessment (SLERA)
27 Parsons Lane, Durham, CT

Sample Location	Criteria			Transect #1			Sediment #1		Transect #2			Transect #3		
				East	Center	West			East	Center	West	East	Center	West
Sample ID				T1-E	T1-C	T1-W	SED-1 (0-6)	SED-1 (6-12)	T2-E	T2-C	T2-W	T3-E	T3-C	T3-W
Sample Depth (in)	Total PCB TEC	NYSDEC Class A Freshwater Sediment Guidance Value	Total PCB PEC	0-6	0-6	0-6	0-6	6-12	0-6	0-6	0-6	0-6	0-6	0-6
Date Sampled				12/5/18	12/5/18	12/5/18	3/24/21	3/19/21	12/5/18	12/5/18	12/5/18	12/5/18	12/5/18	12/5/18
Date Extracted				12/7/18	12/7/18	12/7/18	3/31/21	–	12/7/18	12/7/18	12/7/18	12/7/18	12/7/18	12/7/18
Date Analyzed				12/11/08	12/11/18	12/11/98	4/2/21	–	12/11/78	12/11/88	12/11/68	12/11/48	12/11/58	12/11/18
Con-Test Analytical Laboratory Work Order No.				18L0278	18L0278	18L0278	21C1426	21C1113	18L0278	18L0278	18L0278	18L0278	18L0278	18L0278
Alpha Analytical Laboratory Work Order No.				–	–	–	L2114132	–	–	–	–	–	–	–
PARAMETER (UNITS)														
Polychlorinated Biphenyls with Soxhlet Extration (EPA Method 8082A/3540C [mg/kg])														
Aroclor-1016	NE	NE	NE	ND<0.025	ND<0.026	ND<0.039	ND<0.0023	NA	ND<0.028	ND<0.025	ND<0.032	ND<0.028	ND<0.025	ND<0.034
Aroclor-1221	NE	NE	NE	ND<0.025	ND<0.026	ND<0.039	ND<0.0023	NA	ND<0.028	ND<0.025	ND<0.032	ND<0.028	ND<0.025	ND<0.034
Aroclor-1232	NE	NE	NE	ND<0.025	ND<0.026	ND<0.039	ND<0.0023	NA	ND<0.028	ND<0.025	ND<0.032	ND<0.028	ND<0.025	ND<0.034
Aroclor-1242	NE	NE	NE	ND<0.025	ND<0.026	ND<0.039	ND<0.0023	NA	ND<0.028	ND<0.025	ND<0.032	ND<0.028	ND<0.025	ND<0.034
Aroclor-1248	NE	NE	NE	ND<0.025	ND<0.026	ND<0.039	ND<0.0023	NA	ND<0.028	ND<0.025	ND<0.032	ND<0.028	ND<0.025	ND<0.034
Aroclor-1254	NE	NE	NE	ND<0.025	ND<0.026	ND<0.039	ND<0.0023	NA	**2.4**	**1.9**	ND<0.032	**0.036**	**0.057**	ND<0.034
Aroclor-1260	NE	NE	NE	ND<0.025	ND<0.026	ND<0.039	ND<0.0023	NA	ND<0.028	ND<0.025	ND<0.032	ND<0.028	ND<0.025	ND<0.034
Aroclor-1262	NE	NE	NE	ND<0.025	ND<0.026	ND<0.039	ND<0.0023	NA	ND<0.028	ND<0.025	ND<0.032	ND<0.028	ND<0.025	ND<0.034
Aroclor-1268	NE	NE	NE	ND<0.025	ND<0.026	ND<0.039	ND<0.0023	NA	ND<0.028	ND<0.025	ND<0.032	ND<0.028	ND<0.025	ND<0.034
Total PCBs	0.0598	0.1	0.676	ND<0.025	ND<0.026	ND<0.039	ND<0.0023	NA	**2.4**	**1.9**	ND<0.032	**0.036**	**0.057**	ND<0.034
Grain Size (ASTM D6913 [%])														
Cobbles	--	--	--	NA	NA	NA	ND	NA	NA	NA	NA	NA	NA	NA
Gravel, coarse	--	--	--	NA	NA	NA	ND	NA	NA	NA	NA	NA	NA	NA
Gravel, fine	--	--	--	NA	NA	NA	**21.4**	NA	NA	NA	NA	NA	NA	NA
Sand, coarse	--	--	--	NA	NA	NA	**10.6**	NA	NA	NA	NA	NA	NA	NA
Sand, medium	--	--	--	NA	NA	NA	**24.5**	NA	NA	NA	NA	NA	NA	NA
Sand, fine	--	--	--	NA	NA	NA	**28.5**	NA	NA	NA	NA	NA	NA	NA
Total Fines	--	--	--	NA	NA	NA	**15**	NA	NA	NA	NA	NA	NA	NA
Total Organic Carbon (EPA Method 9060A [%])	--	--	--	NA	NA	NA	**0.56**	NA	NA	NA	NA	NA	NA	NA
Total Solids (Standard Method 2540G [%])	–	--	--	**79.6**	**73.9**	**49.8**	**80.0**	NA	**66.9**	**61.5**	**59.6**	**70.3**	**78.9**	**55.3**

Abbreviations:
mg/kg = milligram per killiogram
ND<# = Not Detected above specified reporting limit
NA = Not Analyzed
NE = Not Established
TEC = Threshold Effect Concentration
PEC = Probable Effect Concentration
NYSDEC Class A Freshwater Sediment Guidance Value
-- = Not Applicable

= exceeds the
= exceeds the
= exceeds the

NOTES:
1. < = indicates parameter not detected above laboratory method reporting limit, shown.
2. Bolding indicated parameter detected above laboratory method reporting limit.
3. Samples collected by Weston & Sampson.

Prepared by: CMB
Reviewed by: JCW

Attachment 1
Stream Sediment Sampling Analytical Results
Screening Level Eological Risk Assessment (SLERA)
27 Parsons Lane, Durham, CT

Sample Location	Criteria			Transect #4				Transect #4-1					Sediment #2
				East		Center	West	East	Center		West		
Sample ID				T4-E	Reoccupy T4E (6-12)	T4-C	T4-W	T4-1E (0-6)	T4-1C (0-6)	T4-1C (6-12)	T4-1W (0-6)	T4-1W (6-12)	SED-2 (0-6)
Sample Depth (in)	Total PCB TEC	NYSDEC Class A Freshwater Sediment Guidance Value	Total PCB PEC	0-6	6-12	0-6	0-6	0-6	0-6	6-12	0-6	6-12	0-6
Date Sampled				12/5/18	3/19/21	12/5/18	12/5/18	3/19/21	3/24/21	3/19/21	3/19/21	3/19/21	3/19/21
Date Extracted				12/7/18	3/24/21	12/7/18	12/7/18	3/24/21	3/31/21	4/1/21	3/27/21	--	3/24/21
Date Analyzed				12/10/18	4/8/21	12/11/18	12/11/18	4/8/21	4/2/21	4/6/21	3/29/21	--	3/29/21
Con-Test Analytical Laboratory Work Order No.				18L0278	21C1116	18L0278	18L0278	21C1116	21C1426	21C1118	21C1116	21C1427	21C1112
Alpha Analytical Laboratory Work Order No.				--	L2114132	--	--	L2114132	L2114132	--	L2114132	--	L2114132
PARAMETER (UNITS)													
Polychlorinated Biphenyls with Soxhlet Extration (EPA Method 8082A/3540C [mg/kg])													
Aroclor-1016	NE	NE	NE	ND<0.025	ND<0.0025	ND<0.49	ND<0.028	ND<0.0029	ND<0.30	ND<0.024	ND<0.13	NA	ND<0.11
Aroclor-1221	NE	NE	NE	ND<0.025	ND<0.0025	ND<0.49	ND<0.028	ND<0.0029	ND<0.30	ND<0.024	ND<0.13	NA	ND<0.11
Aroclor-1232	NE	NE	NE	ND<0.025	ND<0.0025	ND<0.49	ND<0.028	ND<0.0029	ND<0.30	ND<0.024	ND<0.13	NA	ND<0.11
Aroclor-1242	NE	NE	NE	ND<0.025	ND<0.0025	ND<0.49	ND<0.028	ND<0.0029	ND<0.30	ND<0.024	ND<0.13	NA	ND<0.11
Aroclor-1248	NE	NE	NE	ND<0.025	ND<0.0025	ND<0.49	ND<0.028	ND<0.0029	ND<0.30	ND<0.024	ND<0.13	NA	ND<0.11
Aroclor-1254	NE	NE	NE	**0.65**	**0.026**	**0.057**	ND<0.028	**0.023**	**1.2**	**0.13**	**0.50**	NA	**0.51**
Aroclor-1260	NE	NE	NE	ND<0.025	**0.011**	ND<0.49	ND<0.028	**0.0038**	ND<0.30	ND<0.024	ND<0.13	NA	ND<0.11
Aroclor-1262	NE	NE	NE	ND<0.025	ND<0.0025	ND<0.49	ND<0.028	ND<0.0029	ND<0.30	ND<0.024	ND<0.13	NA	ND<0.11
Aroclor-1268	NE	NE	NE	ND<0.025	ND<0.0025	ND<0.49	ND<0.028	ND<0.0029	ND<0.30	ND<0.024	ND<0.13	NA	ND<0.11
Total PCBs	0.0598	0.1	0.676	**0.65**	**0.037**	**0.057**	ND<0.028	**0.0268**	**1.2**	**0.13**	**0.50**	NA	**0.51**
Grain Size (ASTM D6913 [%])													
Cobbles	--	--	--	NA	ND	NA	NA	ND	ND	NA	ND	NA	ND
Gravel, coarse	--	--	--	NA	ND	NA	NA	ND	**11.1**	NA	ND	NA	**5.8**
Gravel, fine	--	--	--	NA	**14.4**	NA	NA	**36.6**	**14.4**	NA	**21.8**	NA	**26.6**
Sand, coarse	--	--	--	NA	**7.3**	NA	NA	**10.8**	**10.1**	NA	**4.7**	NA	**13.8**
Sand, medium	--	--	--	NA	**21.1**	NA	NA	**23.7**	**27.2**	NA	**19.4**	NA	**30.1**
Sand, fine	--	--	--	NA	**32.9**	NA	NA	**22.4**	**26.4**	NA	**34.5**	NA	**19.5**
Total Fines	--	--	--	NA	**24.3**	NA	NA	**6.5**	**10.8**	NA	**19.6**	NA	**4.2**
Total Organic Carbon (EPA Method 9060A [%])	--	--	--	NA	**0.76**	NA	NA	**2.2**	**3.2**	NA	**3.6**	NA	**3.1**
Total Solids (Standard Method 2540G [%])	**--**	--	--	**46.2**	**79.0**	**74.0**	**67.9**	**69.8**	**65.6**	**80.5**	**62.7**	NA	**67.5**

Abbreviations:
mg/kg = milligram per killiogram
ND<# = Not Detected above specified reporting limit
NA = Not Analyzed
NE = Not Established
TEC = Threshold Effect Concentration
PEC = Probable Effect Concentration
NYSDEC Class A Freshwater Sediment Guidance Value
-- = Not Applicable

= exceeds the
= exceeds the
= exceeds the

NOTES:
1. < = indicates parameter not detected above laboratory method reporting limit, shown.
2. Bolding indicated parameter detected above laboratory method reporting limit.
3. Samples collected by Weston & Sampson.

Prepared by: CMB
Reviewed by: JCW

Attachment 1
Stream Sediment Sampling Analytical Results
Screening Level Eological Risk Assessment (SLERA)
27 Parsons Lane, Durham, CT

Sample Location	Criteria			Transect #4-2						Sediment #3		Transect #5-1				
				East			Center	West				East		Center	West	
Sample ID				T4-2E (0-6)	DUP-4 / Duplicate of T4-2E (0-6)	T4-2E (6-12)	T4-2C (0-6)	T4-2W (0-6)	T4-2W (6-12)	SED-3 (0-6)	SED-3 (6-12)	T5-1E (0-6)	T5-1E (6-9)	T5-1C (0-6)	T5-1W (0-6)	T5-1W (6-10)
Sample Depth (in)	Total PCB TEC	NYSDEC Class A Freshwater Sediment Guidance Value	Total PCB PEC	0-6	0-6	6-12	0-6	0-6	6-12	0-6	6-12	0-6	6-9	0-6	0-6	6-10
Date Sampled				3/19/21	3/19/21	3/19/21	3/19/21	3/19/21	3/19/21	3/19/21	3/19/21	3/19/21	3/19/21	3/19/21	3/19/21	3/19/21
Date Extracted				3/27/21	3/25/21	4/1/21	3/24/21	3/27/21	3/24/21	3/24/21	--	3/24/21	4/1/21	3/24/21	3/24/21	4/1/21
Date Analyzed				4/6/21	4/6/21	4/6/21	4/8/21	3/29/21	3/24/21	4/6/21	--	4/8/21	4/6/21	4/8/21	4/8/21	4/6/21
Con-Test Analytical Laboratory Work Order No.				21C1116	21C1110	21C1118	21C1116	21C1116	21C1116	21C1112	21C1113	21C1116	21C1118	21C1116	21C1116	21C1118
Alpha Analytical Laboratory Work Order No.				L2114132	--	--	L2114132	L2114132	--	L2114132	--	L2114132	--	L2114132	L2114132	--
PARAMETER (UNITS)																
Polychlorinated Biphenyls with Soxhlet Extration (EPA Method 8082A/3540C [mg/kg])																
Aroclor-1016	NE	NE	NE	ND<0.0025	ND<0.0029	ND<0.0029	ND<0.0024	ND<0.11	ND<0.0026	ND<0.0026	NA	ND<0.0025	ND<0.0031	ND<0.0024	ND<0.0032	ND<0.0026
Aroclor-1221	NE	NE	NE	ND<0.0025	ND<0.0029	ND<0.0029	ND<0.0024	ND<0.11	ND<0.0026	ND<0.0026	NA	ND<0.0025	ND<0.0031	ND<0.0024	ND<0.0032	ND<0.0026
Aroclor-1232	NE	NE	NE	ND<0.0025	ND<0.0029	ND<0.0029	ND<0.0024	ND<0.11	ND<0.0026	ND<0.0026	NA	ND<0.0025	ND<0.0031	ND<0.0024	ND<0.0032	ND<0.0026
Aroclor-1242	NE	NE	NE	ND<0.0025	ND<0.0029	ND<0.0029	ND<0.0024	ND<0.11	ND<0.0026	ND<0.0026	NA	ND<0.0025	ND<0.0031	ND<0.0024	ND<0.0032	ND<0.0026
Aroclor-1248	NE	NE	NE	ND<0.0025	ND<0.0029	ND<0.0029	ND<0.0024	ND<0.11	ND<0.0026	ND<0.0026	NA	ND<0.0025	ND<0.0031	ND<0.0024	ND<0.0032	ND<0.0026
Aroclor-1254	NE	NE	NE	**0.028**	**0.056**	**0.046**	**0.014**	**0.20**	**0.047**	**0.023**	NA	**0.020**	**0.0073**	**0.018**	**0.023**	ND<0.0026
Aroclor-1260	NE	NE	NE	**0.0069**	**0.0093**	**0.0086**	**0.0034**	ND<0.11	**0.0066**	**0.0051**	NA	**0.0052**	ND<0.0031	**0.0059**	**0.010**	ND<0.0026
Aroclor-1262	NE	NE	NE	ND<0.0025	ND<0.0029	ND<0.0029	ND<0.0024	ND<0.11	ND<0.0026	ND<0.0026	NA	ND<0.0025	ND<0.0031	ND<0.0024	ND<0.0032	ND<0.0026
Aroclor-1268	NE	NE	NE	ND<0.0025	ND<0.0029	ND<0.0029	ND<0.0024	ND<0.11	ND<0.0026	ND<0.0026	NA	ND<0.0025	ND<0.0031	ND<0.0024	ND<0.0032	ND<0.0026
Total PCBs	0.0598	0.1	0.676	**0.0349**	**0.0653**	**0.0546**	**0.0174**	**0.20**	**0.0536**	**0.0281**	NA	**0.0252**	**0.0073**	**0.0239**	**0.033**	ND<0.0026
Grain Size (ASTM D6913 [%])																
Cobbles	--	--	--	ND	NA	NA	ND	ND	NA	ND	NA	ND	NA	ND	ND	NA
Gravel, coarse	--	--	--	ND	NA	NA	**4.8**	ND	NA	ND	NA	ND	NA	ND	ND	NA
Gravel, fine	--	--	--	**24.4**	NA	NA	**42.5**	**21.8**	NA	**29.6**	NA	**28.1**	NA	**34.1**	**11.1**	NA
Sand, coarse	--	--	--	**11**	NA	NA	**18.7**	**13.9**	NA	**15.3**	NA	**12.6**	NA	**11.6**	**3.6**	NA
Sand, medium	--	--	--	**30.2**	NA	NA	**23.9**	**33.9**	NA	**26.8**	NA	**37.7**	NA	**32.5**	**30.9**	NA
Sand, fine	--	--	--	**26.7**	NA	NA	**7.9**	**25.8**	NA	**19**	NA	**17.2**	NA	**17.8**	**41.9**	NA
Total Fines	--	--	--	**7.7**	NA	NA	**2.2**	**4.6**	NA	**9.3**	NA	**4.4**	NA	**4.0**	**12.5**	NA
Total Organic Carbon (EPA Method 9060A [%])	--	--	--	**1.8**	**3.1**	NA	**0.49**	**1.7**	**1.8**	**1.9**	NA	**0.55**	NA	**0.81**	**1.9**	NA
Total Solids (Standard Method 2540G [%])	--	--	--	**79.3**	**68.7**	**69.7**	**81.6**	**71.8**	**77.6**	**72.8**	NA	**78.8**	**64.7**	**81.2**	**63.4**	**75.6**

Abbreviations:
mg/kg = milligram per killiogram
ND<# = Not Detected above specified reporting limit
NA = Not Analyzed
NE = Not Established
TEC = Threshold Effect Concentration
PEC = Probable Effect Concentration
NYSDEC Class A Freshwater Sediment Guidance Value
-- = Not Applicable

= exceeds the
= exceeds the
= exceeds the

NOTES:
1. < = indicates parameter not detected above laboratory method reporting limit, shown.
2. Bolding indicated parameter detected above laboratory method reporting limit.
3. Samples collected by Weston & Sampson.

Prepared by: CMB
Reviewed by: JCW

Attachment 1
Stream Sediment Sampling Analytical Results
Screening Level Eological Risk Assessment (SLERA)
27 Parsons Lane, Durham, CT

Sample Location	Criteria			Transect #5			Transect #5-2					Transect #6-1				
				East	Center	West	East	Center		West		East	Center		West	
Sample ID				T5-E	T5-C	T5-W	T5-2E (0-6)	T5-2C (0-6)	DUP-3 / Duplicate of T5-2C (0-6)	T5-2W (0-6)	T5-2W (6-10)	T6-1E (0-6)	T6-1C (0-6)	T6-1C (6-12)	T6-1W (0-6)	DUP-2 / Duplicate of T6-1W (0-6)
Sample Depth (in)	Total PCB TEC	NYSDEC Class A Freshwater Sediment Guidance Value	Total PCB PEC	0-6	0-6	0-6	0-6	0-6	0-6	0-6	6-10	0-6	0-6	6-12	0-6	0-6
Date Sampled				12/5/18	12/5/18	12/5/18	3/19/21	3/19/21	3/19/21	3/19/21	3/19/21	3/19/21	3/19/21	3/19/21	3/19/21	3/19/21
Date Extracted				12/7/18	12/7/18	12/7/18	3/24/21	3/24/21	3/25/21	3/24/21	4/1/21	3/24/21	3/24/21	4/1/21	3/24/21	3/25/21
Date Analyzed				12/11/18	12/11/18	12/11/18	4/8/21	4/8/21	4/6/21	4/8/21	4/6/21	4/8/21	4/8/21	4/6/21	4/8/21	4/6/21
Con-Test Analytical Laboratory Work Order No.				18L0278	18L0278	18L0278	21C1116	21C1116	21C1110	21C1116	21C1118	21C1116	21C1116	21C1118	21C1116	21C1110
Alpha Analytical Laboratory Work Order No.				--	--	--	L2114132	L2114132	--	L2114132	--	L2114132	L2114132	--	L2114132	--
PARAMETER (UNITS)																
Polychlorinated Biphenyls with Soxhlet Extration (EPA Method 8082A/3540C [mg/kg])																
Aroclor-1016	NE	NE	NE	ND<0.028	ND<0.024	ND<0.035	ND<0.0025	ND<0.0024	ND<0.0026	ND<0.0025	ND<0.0024	ND<0.0025	ND<0.0023	ND<0.0024	ND<0.0029	ND<0.0028
Aroclor-1221	NE	NE	NE	ND<0.028	ND<0.024	ND<0.035	ND<0.0025	ND<0.0024	ND<0.0026	ND<0.0025	ND<0.0024	ND<0.0025	ND<0.0023	ND<0.0024	ND<0.0029	ND<0.0028
Aroclor-1232	NE	NE	NE	ND<0.028	ND<0.024	ND<0.035	ND<0.0025	ND<0.0024	ND<0.0026	ND<0.0025	ND<0.0024	ND<0.0025	ND<0.0023	ND<0.0024	ND<0.0029	ND<0.0028
Aroclor-1242	NE	NE	NE	ND<0.028	ND<0.024	ND<0.035	ND<0.0025	ND<0.0024	ND<0.0026	ND<0.0025	ND<0.0024	ND<0.0025	ND<0.0023	ND<0.0024	ND<0.0029	ND<0.0028
Aroclor-1248	NE	NE	NE	ND<0.028	ND<0.024	ND<0.035	ND<0.0025	ND<0.0024	ND<0.0026	ND<0.0025	ND<0.0024	ND<0.0025	ND<0.0023	ND<0.0024	ND<0.0029	ND<0.0028
Aroclor-1254	NE	NE	NE	**0.078**	ND<0.024	ND<0.035	**0.023**	**0.0067**	**0.0076**	**0.0037**	**0.0069**	**0.010**	**0.0053**	**0.0038**	**0.019**	**0.011**
Aroclor-1260	NE	NE	NE	ND<0.028	ND<0.024	ND<0.035	**0.0081**	**0.0033**	**0.0046**	ND<0.0025	ND<0.0024	ND<0.0025	ND<0.0023	**0.0034**	**0.0048**	ND<0.0028
Aroclor-1262	NE	NE	NE	ND<0.028	ND<0.024	ND<0.035	ND<0.0025	ND<0.0024	ND<0.0026	ND<0.0025	ND<0.0024	ND<0.0025	ND<0.0023	ND<0.0024	ND<0.0029	ND<0.0028
Aroclor-1268	NE	NE	NE	ND<0.028	ND<0.024	ND<0.035	ND<0.0025	ND<0.0024	ND<0.0026	ND<0.0025	ND<0.0024	ND<0.0025	ND<0.0023	ND<0.0024	ND<0.0029	ND<0.0028
Total PCBs	0.0598	0.1	0.676	**0.078**	ND<0.024	ND<0.035	**0.0311**	**0.0100**	**0.0122**	**0.0037**	**0.0069**	**0.010**	**0.0053**	**0.0072**	**0.0238**	**0.011**
Grain Size (ASTM D6913 [%])																
Cobbles	--	--	--	NA	NA	NA	ND	ND	NA	ND	NA	ND	ND	NA	ND	NA
Gravel, coarse	--	--	--	NA	NA	NA	**7.6**	ND	NA	ND	NA	**6.2**	ND	NA	ND	NA
Gravel, fine	--	--	--	NA	NA	NA	**37.2**	**31.8**	NA	**28.1**	NA	**43.4**	**39.3**	NA	**38.5**	NA
Sand, coarse	--	--	--	NA	NA	NA	**15.9**	**20**	NA	**15.5**	NA	**14.1**	**18.7**	NA	**20**	NA
Sand, medium	--	--	--	NA	NA	NA	**21.3**	**32.6**	NA	**32.6**	NA	**22.4**	**31.2**	NA	**20.6**	NA
Sand, fine	--	--	--	NA	NA	NA	**14.2**	**12.4**	NA	**19.4**	NA	**11.6**	**8.9**	NA	**16.5**	NA
Total Fines	--	--	--	NA	NA	NA	**3.8**	**3.2**	NA	**4.4**	NA	**2.3**	**1.9**	NA	**4.4**	NA
Total Organic Carbon (EPA Method 9060A [%])	--	--	--	NA	NA	NA	**1.3**	**0.75**	**0.29**	**0.61**	NA	**1.6**	**0.49**	NA	**2.7**	**2.4**
Total Solids (Standard Method 2540G [%])	--	--	--	**68.0**	**82.5**	**52.3**	**79.8**	**84.1**	**78.3**	**78.6**	**81.6**	**78.8**	**85.3**	**81.2**	**66.9**	**66.5**

Abbreviations:
mg/kg = milligram per killiogram
ND<# = Not Detected above specified reporting limit
NA = Not Analyzed
NE = Not Established
TEC = Threshold Effect Concentration
PEC = Probable Effect Concentration
NYSDEC Class A Freshwater Sediment Guidance Value
-- = Not Applicable

= exceeds the
= exceeds the
= exceeds the

NOTES:
1. < = indicates parameter not detected above laboratory method reporting limit, shown.
2. Bolding indicated parameter detected above laboratory method reporting limit.
3. Samples collected by Weston & Sampson.

Prepared by: CMB
Reviewed by: JCW

Attachment 1
Stream Sediment Sampling Analytical Results
Screening Level Eological Risk Assessment (SLERA)
27 Parsons Lane, Durham, CT

Sample Location	Criteria			Transect #6			Sediment #4		Transect #7-1					
				East	Center	West			East		Center		West	
Sample ID				T6-E	T6-C	T6-W	SED-4 (0-6)	SED-4 (6-12)	T7-1E (0-6)	T7-1E (6-12)	T7-1C (0-6)	T7-1C (6-12)	T7-1W (0-6)	T7-1W (6-12)
Sample Depth (in)	Total PCB TEC	NYSDEC Class A Freshwater Sediment Guidance Value	Total PCB PEC	0-6	0-6	0-6	0-6	6-12	0-6	6-12	0-6	6-12	0-6	6-12
Date Sampled				12/5/18	12/5/18	12/5/18	3/19/21	3/19/21	3/19/21	3/19/21	3/19/21	3/19/21	3/19/21	3/19/21
Date Extracted				12/7/18	12/7/18	12/7/18	3/24/21	--	3/24/21	--	3/24/21	--	3/24/21	--
Date Analyzed				12/11/18	12/11/18	12/11/18	4/6/21	--	4/8/21	--	4/8/21	--	4/8/21	--
Con-Test Analytical Laboratory Work Order No.				18L0278	18L0278	18L0278	21C1112	21C1113	21C1116	21C1118	21C1116	21C1118	21C1116	21C1118
Alpha Analytical Laboratory Work Order No.				--	--	--	L2114132	--	L2114132	--	L2114132	--	L2114132	--
PARAMETER (UNITS)														
Polychlorinated Biphenyls with Soxhlet Extration (EPA Method 8082A/3540C [mg/kg])														
Aroclor-1016	NE	NE	NE	ND<0.027	ND<0.022	ND<0.026	ND<0.0028	NA	ND<0.0027	NA	ND<0.0026	NA	ND<0.0031	NA
Aroclor-1221	NE	NE	NE	ND<0.027	ND<0.022	ND<0.026	ND<0.0028	NA	ND<0.0027	NA	ND<0.0026	NA	ND<0.0031	NA
Aroclor-1232	NE	NE	NE	ND<0.027	ND<0.022	ND<0.026	ND<0.0028	NA	ND<0.0027	NA	ND<0.0026	NA	ND<0.0031	NA
Aroclor-1242	NE	NE	NE	ND<0.027	ND<0.022	ND<0.026	ND<0.0028	NA	ND<0.0027	NA	ND<0.0026	NA	ND<0.0031	NA
Aroclor-1248	NE	NE	NE	ND<0.027	ND<0.022	ND<0.026	ND<0.0028	NA	ND<0.0027	NA	ND<0.0026	NA	ND<0.0031	NA
Aroclor-1254	NE	NE	NE	ND<0.027	ND<0.022	ND<0.026	**0.0084**	NA	**0.026**	NA	**0.021**	NA	**0.021**	NA
Aroclor-1260	NE	NE	NE	ND<0.027	ND<0.022	ND<0.026	**0.0059**	NA	**0.0086**	NA	**0.024**	NA	**0.012**	NA
Aroclor-1262	NE	NE	NE	ND<0.027	ND<0.022	ND<0.026	ND<0.0028	NA	ND<0.0027	NA	ND<0.0026	NA	ND<0.0031	NA
Aroclor-1268	NE	NE	NE	ND<0.027	ND<0.022	ND<0.026	ND<0.0028	NA	ND<0.0027	NA	ND<0.0026	NA	ND<0.0031	NA
Total PCBs	0.0598	0.1	0.676	ND<0.027	ND<0.022	ND<0.026	**0.0143**	NA	**0.0346**	NA	**0.045**	NA	**0.033**	NA
Grain Size (ASTM D6913 [%])														
Cobbles	--	--	--	NA	NA	NA	ND	NA	ND	NA	ND	NA	ND	NA
Gravel, coarse	--	--	--	NA	NA	NA	**4.9**	NA	ND	NA	ND	NA	ND	NA
Gravel, fine	--	--	--	NA	NA	NA	**61.1**	NA	**24.5**	NA	**38.2**	NA	**13.7**	NA
Sand, coarse	--	--	--	NA	NA	NA	**13**	NA	**17.1**	NA	**18.9**	NA	**14.1**	NA
Sand, medium	--	--	--	NA	NA	NA	**10.8**	NA	**22.1**	NA	**24.5**	NA	**27.4**	NA
Sand, fine	--	--	--	NA	NA	NA	**7**	NA	**24.9**	NA	**16.5**	NA	**29.7**	NA
Total Fines	--	--	--	NA	NA	NA	**3.2**	NA	**11.4**	NA	**1.9**	NA	**15.1**	NA
Total Organic Carbon (EPA Method 9060A [%])	--	--	--	NA	NA	NA	**1.4**	NA	**2.9**	NA	**3.0**	NA	**3.9**	NA
Total Solids (Standard Method 2540G [%])	--	--	--	**71.5**	**82.8**	**77.1**	**68.2**	NA	**71.9**	NA	**73.5**	NA	**63.1**	NA

Abbreviations:
mg/kg = milligram per killiogram
ND< # = Not Detected above specified reporting limit
NA = Not Analyzed
NE = Not Established
TEC = Threshold Effect Concentration
PEC = Probable Effect Concentration
NYSDEC Class A Freshwater Sediment Guidance Value
-- = Not Applicable

= exceeds the
= exceeds the
= exceeds the

NOTES:
1. < = indicates parameter not detected above laboratory method reporting limit, shown.
2. Bolding indicated parameter detected above laboratory method reporting limit.
3. Samples collected by Weston & Sampson.

Prepared by: CMB
Reviewed by: JCW

Attachment 1
Stream Sediment Sampling Analytical Results
Screening Level Eological Risk Assessment (SLERA)
27 Parsons Lane, Durham, CT

Sample Location	Criteria			Transect #7				Sediment #5	Transect #8				Sediment #6	
				East		Center	West		East		Center	West		
Sample ID				T7-E	DUP-SE1 / Duplicate of T7-E	T7-C	T7-W	SED-5 (0-6)	T8-E	DUP-SE2 / Duplicate of T8-E	T8-C	T8-W	SED-6 (0-6)	SED-6 (6-12)
Sample Depth (in)	Total PCB TEC	NYSDEC Class A Freshwater Sediment Guidance Value	Total PCB PEC	0-6	0-6	0-6	0-6	0-6	0-6	0-6	0-6	0-6	0-6	6-12
Date Sampled				12/5/18	12/5/18	12/5/18	12/5/18	3/17/21	12/5/18	12/5/18	12/5/18	12/5/18	3/17/21	3/17/21
Date Extracted				12/7/18	12/7/18	12/7/18	12/7/18	3/24/21	12/7/18	12/7/18	12/7/18	12/7/18	3/24/21	--
Date Analyzed				12/11/18	12/11/18	12/11/18	12/11/18	4/6/21	12/11/18	12/11/18	12/11/18	12/11/18	4/6/21	--
Con-Test Analytical Laboratory Work Order No.				18L0278	18L0278	18L0278	18L0278	21C1112	18L0278	18L0278	18L0278	18L0278	21C1112	21C1113
Alpha Analytical Laboratory Work Order No.				--	--	--	--	L2114132	--	--	--	--	L2114132	--
PARAMETER (UNITS)														
Polychlorinated Biphenyls with Soxhlet Extration (EPA Method 8082A/3540C [mg/kg])														
Aroclor-1016	NE	NE	NE	ND<0.037	ND<0.041	ND<0.031	ND<0.033	ND<0.0026	ND<0.037	ND<0.034	ND<0.045	ND<0.052	ND<0.023	NA
Aroclor-1221	NE	NE	NE	ND<0.037	ND<0.041	ND<0.031	ND<0.033	ND<0.0026	ND<0.037	ND<0.034	ND<0.045	ND<0.052	ND<0.023	NA
Aroclor-1232	NE	NE	NE	ND<0.037	ND<0.041	ND<0.031	ND<0.033	ND<0.0026	ND<0.037	ND<0.034	ND<0.045	ND<0.052	ND<0.023	NA
Aroclor-1242	NE	NE	NE	ND<0.037	ND<0.041	ND<0.031	ND<0.033	ND<0.0026	ND<0.037	ND<0.034	ND<0.045	ND<0.052	ND<0.023	NA
Aroclor-1248	NE	NE	NE	ND<0.037	ND<0.041	ND<0.031	ND<0.033	ND<0.0026	ND<0.037	ND<0.034	ND<0.045	ND<0.052	ND<0.023	NA
Aroclor-1254	NE	NE	NE	**0.041**	**0.080**	ND<0.031	ND<0.033	**0.013**	ND<0.037	ND<0.034	ND<0.045	ND<0.052	**0.064**	NA
Aroclor-1260	NE	NE	NE	ND<0.037	ND<0.041	ND<0.031	ND<0.033	**0.0072**	ND<0.037	ND<0.034	ND<0.045	ND<0.052	ND<0.023	NA
Aroclor-1262	NE	NE	NE	ND<0.037	ND<0.041	ND<0.031	ND<0.033	ND<0.0026	ND<0.037	ND<0.034	ND<0.045	ND<0.052	ND<0.023	NA
Aroclor-1268	NE	NE	NE	ND<0.037	ND<0.041	ND<0.031	ND<0.033	ND<0.0026	ND<0.037	ND<0.034	ND<0.045	ND<0.052	ND<0.023	NA
Total PCBs	0.0598	0.1	0.676	**0.041**	**0.080**	ND<0.031	ND<0.033	**0.0202**	ND<0.037	ND<0.034	ND<0.045	ND<0.052	**0.064**	NA
Grain Size (ASTM D6913 [%])														
Cobbles	--	--	--	NA	NA	NA	NA	ND	NA	NA	NA	NA	ND	NA
Gravel, coarse	--	--	--	NA	NA	NA	NA	ND	NA	NA	NA	NA	ND	NA
Gravel, fine	--	--	--	NA	NA	NA	NA	**37.5**	NA	NA	NA	NA	**4.1**	NA
Sand, coarse	--	--	--	NA	NA	NA	NA	**13**	NA	NA	NA	NA	**18.7**	NA
Sand, medium	--	--	--	NA	NA	NA	NA	**18.5**	NA	NA	NA	NA	**42.9**	NA
Sand, fine	--	--	--	NA	NA	NA	NA	**17.2**	NA	NA	NA	NA	**21.3**	NA
Total Fines	--	--	--	NA	NA	NA	NA	**13.8**	NA	NA	NA	NA	**13**	NA
Total Organic Carbon (EPA Method 9060A [%])	--	--	--	NA	NA	NA	NA	**2.0**	NA	NA	NA	NA	**21**	NA
Total Solids (Standard Method 2540G [%])	--	--	--	**51.8**	**48.2**	**61.1**	**59.8**	**76.0**	**52.8**	**55.7**	**43.4**	**37.1**	**8.73**	NA

Abbreviations:
mg/kg = milligram per killiogram
ND<# = Not Detected above specified reporting limit
NA = Not Analyzed
NE = Not Established
TEC = Threshold Effect Concentration
PEC = Probable Effect Concentration
NYSDEC Class A Freshwater Sediment Guidance Value
-- = Not Applicable

= exceeds the
= exceeds the
= exceeds the

NOTES:
1. < = indicates parameter not detected above laboratory method reporting limit, shown.
2. Bolding indicated parameter detected above laboratory method reporting limit.
3. Samples collected by Weston & Sampson.

Prepared by: CMB
Reviewed by: JCW

Attachment 1
Stream Sediment Sampling Analytical Results
Screening Level Eological Risk Assessment (SLERA)
27 Parsons Lane, Durham, CT

Sample Location	Criteria			Sediment #7		Sediment #8		Sediment #9		Sediment #10		Sediment #11		
Sample ID				SED-7 (0-6)	SED-7 (6-12)	SED-8 (0-6)	SED-8 (6-12)	SED-9 (0-6)	SED-9 (6-12)	SED-10 (0-6)	SED-10 (6-12)	SED-11 (0-6)	DUP-1 / Duplicate of SED-11 (0-6)	SED-11 (6-12)
Sample Depth (in)	Total PCB TEC	NYSDEC Class A Freshwater Sediment Guidance Value	Total PCB PEC	0-6	6-12	0-6	6-12	0-6	6-12	0-6	6-12	0-6	0-6	6-12
Date Sampled				3/17/21	3/17/21	3/17/21	3/17/21	3/17/21	3/17/21	3/17/21	3/17/21	3/17/21	3/17/21	3/17/21
Date Extracted				3/24/21	--	3/24/21	--	3/24/21	--	3/24/21	--	3/24/21	3/25/21	--
Date Analyzed				4/6/21	--	4/6/21	--	4/6/21	--	4/6/21	--	4/6/21	4/6/21	--
Con-Test Analytical Laboratory Work Order No.				21C1112	21C1113	21C1112	21C1113	21C1112	21C1113	21C1112	21C1113	21C1112	21C1110	21C1113
Alpha Analytical Laboratory Work Order No.				L2114132	--	L2114132	--	L2114132	--	L2114132	--	L2114132	--	--
PARAMETER (UNITS)														
Polychlorinated Biphenyls with Soxhlet Extration (EPA Method 8082A/3540C [mg/kg])														
Aroclor-1016	NE	NE	NE	ND<0.036	NA	ND<0.023	NA	ND<0.019	NA	ND<0.026	NA	ND<0.022	ND<0.017	NA
Aroclor-1221	NE	NE	NE	ND<0.036	NA	ND<0.023	NA	ND<0.019	NA	ND<0.026	NA	ND<0.022	ND<0.017	NA
Aroclor-1232	NE	NE	NE	ND<0.036	NA	ND<0.023	NA	ND<0.019	NA	ND<0.026	NA	ND<0.022	ND<0.017	NA
Aroclor-1242	NE	NE	NE	ND<0.036	NA	ND<0.023	NA	ND<0.019	NA	ND<0.026	NA	ND<0.022	ND<0.017	NA
Aroclor-1248	NE	NE	NE	ND<0.036	NA	ND<0.023	NA	ND<0.019	NA	ND<0.026	NA	ND<0.022	ND<0.017	NA
Aroclor-1254	NE	NE	NE	**0.067**	NA	**0.057**	NA	**0.072**	NA	**0.048**	NA	**0.054**	**0.056**	NA
Aroclor-1260	NE	NE	NE	ND<0.036	NA	**0.033**	NA	**0.030**	NA	ND<0.026	NA	ND<0.022	**0.024**	NA
Aroclor-1262	NE	NE	NE	ND<0.036	NA	ND<0.023	NA	ND<0.019	NA	ND<0.026	NA	ND<0.022	ND<0.017	NA
Aroclor-1268	NE	NE	NE	ND<0.036	NA	ND<0.023	NA	ND<0.019	NA	ND<0.026	NA	ND<0.022	ND<0.017	NA
Total PCBs	0.0598	0.1	0.676	**0.067**	NA	**0.090**	NA	**0.102**	NA	**0.048**	NA	**0.054**	**0.080**	NA
Grain Size (ASTM D6913 [%])														
Cobbles	--	--	--	ND	NA	ND	NA	ND	NA	ND	NA	ND	NA	NA
Gravel, coarse	--	--	--	ND	NA	ND	NA	ND	NA	ND	NA	ND	NA	NA
Gravel, fine	--	--	--	**5**	NA	**12.4**	NA	**10**	NA	**2.7**	NA	**9.4**	NA	NA
Sand, coarse	--	--	--	**17.4**	NA	**19**	NA	**29.6**	NA	**12.3**	NA	**25.7**	NA	NA
Sand, medium	--	--	--	**56**	NA	**40**	NA	**35.8**	NA	**49.9**	NA	**45.2**	NA	NA
Sand, fine	--	--	--	**20**	NA	**18.3**	NA	**13.8**	NA	**25.3**	NA	**15.7**	NA	NA
Total Fines	--	--	--	**1.6**	NA	**10.3**	NA	**10.8**	NA	**9.8**	NA	**4**	NA	NA
Total Organic Carbon (EPA Method 9060A [%])	--	--	--	**33**	NA	**1.4**	NA	**20**	NA	**29**	NA	**16**	**35**	NA
Total Solids (Standard Method 2540G [%])	--	--	--	**5.45**	NA	**8.49**	NA	**10.8**	NA	**7.56**	NA	**8.61**	**11.4**	NA

Abbreviations:
mg/kg = milligram per killiogram
ND<# = Not Detected above specified reporting limit
NA = Not Analyzed
NE = Not Established
TEC = Threshold Effect Concentration
PEC = Probable Effect Concentration
NYSDEC Class A Freshwater Sediment Guidance Value
-- = Not Applicable

= exceeds the
= exceeds the
= exceeds the

NOTES:
1. < = indicates parameter not detected above laboratory method reporting limit, shown.
2. Bolding indicated parameter detected above laboratory method reporting limit.
3. Samples collected by Weston & Sampson.

Prepared by: CMB
Reviewed by: JCW

Attachment 2

con-test® ANALYTICAL LABORATORY
39 Spruce Street * East Longmeadow, MA 01028 * FAX 413/525-6405 * TEL. 413/525-2332

November 27, 2018

Jeff Willson
Weston & Sampson
273 Dividend Road
Rocky Hill, CT 06067

Project Location: Durham, CT
Client Job Number:
Project Number: [none]
Laboratory Work Order Number: 18K0971

Enclosed are results of analyses for samples received by the laboratory on November 21, 2018. If you have any questions concerning this report, please feel free to contact me.

Sincerely,



Meghan E. Kelley
Project Manager

Table of Contents

Sample Summary 3

Case Narrative 4

Sample Results 5

18K0971-01 5

Sample Preparation Information 7

QC Data 8

Polychlorinated Biphenyls with 3540 Soxhlet Extraction 8

B217770 8

Dual Column RPD Report 10

Flag/Qualifier Summary 15

Certifications 16

Chain of Custody/Sample Receipt 17

con-test® ANALYTICAL LABORATORY
39 Spruce Street * East Longmeadow, MA 01028 * FAX 413/525-6405 * TEL. 413/525-2332

Weston & Sampson
273 Dividend Road
Rocky Hill, CT 06067
ATTN: Jeff Willson

REPORT DATE: 11/27/2018

PURCHASE ORDER NUMBER:

PROJECT NUMBER: [none]

ANALYTICAL SUMMARY

WORK ORDER NUMBER: 18K0971

The results of analyses performed on the following samples submitted to the CON-TEST Analytical Laboratory are found in this report.

PROJECT LOCATION: Durham, CT

FIELD SAMPLE #	LAB ID:	MATRIX	SAMPLE DESCRIPTION	TEST	SUB LAB
SD-1	18K0971-01	Soil		SM 2540G SW-846 8082A	

con-test® ANALYTICAL LABORATORY
39 Spruce Street * East Longmeadow, MA 01028 * FAX 413/525-6405 * TEL. 413/525-2332

CASE NARRATIVE SUMMARY

All reported results are within defined laboratory quality control objectives unless listed below or otherwise qualified in this report.

SW-846 8082A

Qualifications:

MS-21

Matrix spike and/or spike duplicate recovery bias high due to contribution of other Aroclors present in the source sample.

Analyte & Samples(s) Qualified:

Aroclor-1016
B217770-MS1, B217770-MSD1

Aroclor-1016 [2C]
B217770-MS1, B217770-MSD1

Aroclor-1260
B217770-MS1, B217770-MSD1

Aroclor-1260 [2C]
B217770-MS1, B217770-MSD1

The results of analyses reported only relate to samples submitted to the Con-Test Analytical Laboratory for testing.
I certify that the analyses listed above, unless specifically listed as subcontracted, if any, were performed under my direction according to the approved methodologies listed in this document, and that based upon my inquiry of those individuals immediately responsible for obtaining the information, the material contained in this report is, to the best of my knowledge and belief, accurate and complete.

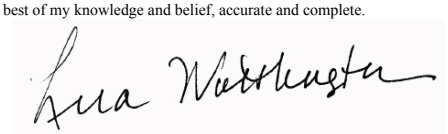

Lisa A. Worthington
Project Manager

con-test® ANALYTICAL LABORATORY
39 Spruce Street * East Longmeadow, MA 01028 * FAX 413/525-6405 * TEL. 413/525-2332

Project Location: Durham, CT | Sample Description: | Work Order: 18K0971

Date Received: 11/21/2018

Field Sample #: SD-1 | Sampled: 11/20/2018 09:20

Sample ID: 18K0971-01

Sample Matrix: Soil

Polychlorinated Biphenyls with 3540 Soxhlet Extraction

Analyte	Results	RL	Units	Dilution	Flag/Qual	Method	Date Prepared	Date/Time Analyzed	Analyst
Aroclor-1016 [1]	ND	0.49	mg/Kg dry	20		SW-846 8082A	11/24/18	11/27/18 9:18	JMB
Aroclor-1221 [1]	ND	0.49	mg/Kg dry	20		SW-846 8082A	11/24/18	11/27/18 9:18	JMB
Aroclor-1232 [1]	ND	0.49	mg/Kg dry	20		SW-846 8082A	11/24/18	11/27/18 9:18	JMB
Aroclor-1242 [1]	ND	0.49	mg/Kg dry	20		SW-846 8082A	11/24/18	11/27/18 9:18	JMB
Aroclor-1248 [1]	ND	0.49	mg/Kg dry	20		SW-846 8082A	11/24/18	11/27/18 9:18	JMB
Aroclor-1254 [2]	3.6	0.49	mg/Kg dry	20		SW-846 8082A	11/24/18	11/27/18 9:18	JMB
Aroclor-1260 [1]	ND	0.49	mg/Kg dry	20		SW-846 8082A	11/24/18	11/27/18 9:18	JMB
Aroclor-1262 [1]	ND	0.49	mg/Kg dry	20		SW-846 8082A	11/24/18	11/27/18 9:18	JMB
Aroclor-1268 [1]	ND	0.49	mg/Kg dry	20		SW-846 8082A	11/24/18	11/27/18 9:18	JMB

Surrogates	% Recovery	Recovery Limits	Flag/Qual	
Decachlorobiphenyl [1]	82.1	30-150		11/27/18 9:18
Decachlorobiphenyl [2]	96.5	30-150		11/27/18 9:18
Tetrachloro-m-xylene [1]	69.6	30-150		11/27/18 9:18
Tetrachloro-m-xylene [2]	72.4	30-150		11/27/18 9:18

con-test® ANALYTICAL LABORATORY
39 Spruce Street * East Longmeadow, MA 01028 * FAX 413/525-6405 * TEL. 413/525-2332

Project Location: Durham, CT | Sample Description: | Work Order: 18K0971

Date Received: 11/21/2018

Field Sample #: SD-1 | Sampled: 11/20/2018 09:20

Sample ID: 18K0971-01

Sample Matrix: Soil

Conventional Chemistry Parameters by EPA/APHA/SW-846 Methods (Total)

Analyte	Results	RL	Units	Dilution	Flag/Qual	Method	Date Prepared	Date/Time Analyzed	Analyst
% Solids	79.8		% Wt	1		SM 2540G	11/26/18	11/26/18 23:19	AVF

con-test® ANALYTICAL LABORATORY
39 Spruce Street * East Longmeadow, MA 01028 * FAX 413/525-6405 * TEL. 413/525-2332

Sample Extraction Data

Prep Method: % Solids-SM 2540G

Lab Number [Field ID]	Batch	Date
18K0971-01 [SD-1]	B217826	11/26/18

Prep Method: SW-846 3540C-SW-846 8082A

Lab Number [Field ID]	Batch	Initial [g]	Final [mL]	Date
18K0971-01 [SD-1]	B217770	10.3	10.0	11/24/18

con-test® ANALYTICAL LABORATORY
39 Spruce Street * East Longmeadow, MA 01028 * FAX 413/525-6405 * TEL. 413/525-2332

QUALITY CONTROL

Polychlorinated Biphenyls with 3540 Soxhlet Extraction - Quality Control

Analyte	Result	Reporting Limit	Units	Spike Level	Source Result	%REC	%REC Limits	RPD	RPD Limit	Notes
Batch B217770 - SW-846 3540C										
Blank (B217770-BLK1)				Prepared: 11/24/18 Analyzed: 11/26/18						
Aroclor-1016	ND	0.020	mg/Kg wet							
Aroclor-1016 [2C]	ND	0.020	mg/Kg wet							
Aroclor-1221	ND	0.020	mg/Kg wet							
Aroclor-1221 [2C]	ND	0.020	mg/Kg wet							
Aroclor-1232	ND	0.020	mg/Kg wet							
Aroclor-1232 [2C]	ND	0.020	mg/Kg wet							
Aroclor-1242	ND	0.020	mg/Kg wet							
Aroclor-1242 [2C]	ND	0.020	mg/Kg wet							
Aroclor-1248	ND	0.020	mg/Kg wet							
Aroclor-1248 [2C]	ND	0.020	mg/Kg wet							
Aroclor-1254	ND	0.020	mg/Kg wet							
Aroclor-1254 [2C]	ND	0.020	mg/Kg wet							
Aroclor-1260	ND	0.020	mg/Kg wet							
Aroclor-1260 [2C]	ND	0.020	mg/Kg wet							
Aroclor-1262	ND	0.020	mg/Kg wet							
Aroclor-1262 [2C]	ND	0.020	mg/Kg wet							
Aroclor-1268	ND	0.020	mg/Kg wet							
Aroclor-1268 [2C]	ND	0.020	mg/Kg wet							
Surrogate: Decachlorobiphenyl	*0.142*		mg/Kg wet	0.200		71.1	30-150			
Surrogate: Decachlorobiphenyl [2C]	*0.163*		mg/Kg wet	0.200		81.3	30-150			
Surrogate: Tetrachloro-m-xylene	*0.126*		mg/Kg wet	0.200		63.2	30-150			
Surrogate: Tetrachloro-m-xylene [2C]	*0.134*		mg/Kg wet	0.200		67.1	30-150			
LCS (B217770-BS1)				Prepared: 11/24/18 Analyzed: 11/26/18						
Aroclor-1016	0.13	0.020	mg/Kg wet	0.200		65.8	40-140			
Aroclor-1016 [2C]	0.16	0.020	mg/Kg wet	0.200		78.2	40-140			
Aroclor-1260	0.14	0.020	mg/Kg wet	0.200		69.0	40-140			
Aroclor-1260 [2C]	0.16	0.020	mg/Kg wet	0.200		77.7	40-140			
Surrogate: Decachlorobiphenyl	*0.165*		mg/Kg wet	0.200		82.4	30-150			
Surrogate: Decachlorobiphenyl [2C]	*0.187*		mg/Kg wet	0.200		93.7	30-150			
Surrogate: Tetrachloro-m-xylene	*0.148*		mg/Kg wet	0.200		73.8	30-150			
Surrogate: Tetrachloro-m-xylene [2C]	*0.158*		mg/Kg wet	0.200		79.1	30-150			
LCS Dup (B217770-BSD1)				Prepared: 11/24/18 Analyzed: 11/26/18						
Aroclor-1016	0.15	0.020	mg/Kg wet	0.200		74.7	40-140	12.7	30	
Aroclor-1016 [2C]	0.18	0.020	mg/Kg wet	0.200		88.5	40-140	12.4	30	
Aroclor-1260	0.16	0.020	mg/Kg wet	0.200		78.2	40-140	12.5	30	
Aroclor-1260 [2C]	0.18	0.020	mg/Kg wet	0.200		89.4	40-140	14.0	30	
Surrogate: Decachlorobiphenyl	*0.183*		mg/Kg wet	0.200		91.4	30-150			
Surrogate: Decachlorobiphenyl [2C]	*0.207*		mg/Kg wet	0.200		103	30-150			
Surrogate: Tetrachloro-m-xylene	*0.161*		mg/Kg wet	0.200		80.5	30-150			
Surrogate: Tetrachloro-m-xylene [2C]	*0.173*		mg/Kg wet	0.200		86.5	30-150			

con-test® ANALYTICAL LABORATORY
39 Spruce Street * East Longmeadow, MA 01028 * FAX 413/525-6405 * TEL. 413/525-2332

QUALITY CONTROL

Polychlorinated Biphenyls with 3540 Soxhlet Extraction - Quality Control

Analyte	Result	Reporting Limit	Units	Spike Level	Source Result	%REC		%REC Limits	RPD	RPD Limit	Notes
Batch B217770 - SW-846 3540C											
Matrix Spike (B217770-MS1)	**Source: 18K0971-01**			Prepared: 11/24/18 Analyzed: 11/26/18							
Aroclor-1016	0.36	0.095	mg/Kg dry	0.236	ND	**152**	*	40-140			MS-21
Aroclor-1016 [2C]	0.88	0.095	mg/Kg dry	0.236	ND	**371**	*	40-140			MS-21
Aroclor-1260	0.75	0.095	mg/Kg dry	0.236	ND	**318**	*	40-140			MS-21
Aroclor-1260 [2C]	0.94	0.095	mg/Kg dry	0.236	ND	**398**	*	40-140			MS-21
Surrogate: Decachlorobiphenyl	*0.156*		mg/Kg dry	0.236		66.0		30-150			
Surrogate: Decachlorobiphenyl [2C]	*0.193*		mg/Kg dry	0.236		81.7		30-150			
Surrogate: Tetrachloro-m-xylene	*0.141*		mg/Kg dry	0.236		59.7		30-150			
Surrogate: Tetrachloro-m-xylene [2C]	*0.149*		mg/Kg dry	0.236		63.0		30-150			
Matrix Spike Dup (B217770-MSD1)	**Source: 18K0971-01**			Prepared: 11/24/18 Analyzed: 11/26/18							
Aroclor-1016	0.37	0.096	mg/Kg dry	0.241	ND	**153**	*	40-140	2.39	50	MS-21
Aroclor-1016 [2C]	0.82	0.096	mg/Kg dry	0.241	ND	**340**	*	40-140	6.70	50	MS-21
Aroclor-1260	0.71	0.096	mg/Kg dry	0.241	ND	**295**	*	40-140	5.72	50	MS-21
Aroclor-1260 [2C]	0.88	0.096	mg/Kg dry	0.241	ND	**366**	*	40-140	6.49	50	MS-21
Surrogate: Decachlorobiphenyl	*0.155*		mg/Kg dry	0.241		64.3		30-150			
Surrogate: Decachlorobiphenyl [2C]	*0.191*		mg/Kg dry	0.241		79.4		30-150			
Surrogate: Tetrachloro-m-xylene	*0.142*		mg/Kg dry	0.241		58.7		30-150			
Surrogate: Tetrachloro-m-xylene [2C]	*0.149*		mg/Kg dry	0.241		62.0		30-150			

con-test® ANALYTICAL LABORATORY
39 Spruce Street * East Longmeadow, MA 01028 * FAX 413/525-6405 * TEL. 413/525-2332

IDENTIFICATION SUMMARY FOR SINGLE COMPONENT ANALYTES

SW-846 8082A

SD-1

Lab Sample ID: 18K0971-01 Date(s) Analyzed: 11/27/2018 11/27/2018

Instrument ID (1): Instrument ID (2):

GC Column (1): ID: (mm) GC Column (2): ID: (mm)

ANALYTE	COL	RT	RT WINDOW		CONCENTRATION	%RPD
			FROM	TO		
Aroclor-1254	1	0.000	-0.030	0.030	3.1	
	2	0.000	-0.030	0.030	3.6	14.9

con-test® ANALYTICAL LABORATORY
39 Spruce Street * East Longmeadow, MA 01028 * FAX 413/525-6405 * TEL. 413/525-2332

IDENTIFICATION SUMMARY FOR SINGLE COMPONENT ANALYTES

SW-846 8082A

LCS

Lab Sample ID: B217770-BS1 Date(s) Analyzed: 11/26/2018 11/26/2018

Instrument ID (1): Instrument ID (2):

GC Column (1): ID: (mm) GC Column (2): ID: (mm)

ANALYTE	COL	RT	RT WINDOW		CONCENTRATION	%RPD
			FROM	TO		
Aroclor-1016	1	0.000	-0.030	0.030	0.13	
	2	0.000	-0.030	0.030	0.16	20.7
Aroclor-1260	1	0.000	-0.030	0.030	0.14	
	2	0.000	-0.030	0.030	0.16	13.3

con-test® ANALYTICAL LABORATORY
39 Spruce Street * East Longmeadow, MA 01028 * FAX 413/525-6405 * TEL. 413/525-2332

IDENTIFICATION SUMMARY FOR SINGLE COMPONENT ANALYTES

SW-846 8082A

LCS Dup

Lab Sample ID: B217770-BSD1 Date(s) Analyzed: 11/26/2018 11/26/2018

Instrument ID (1): Instrument ID (2):

GC Column (1): ID: (mm) GC Column (2): ID: (mm)

ANALYTE	COL	RT	RT WINDOW		CONCENTRATION	%RPD
			FROM	TO		
Aroclor-1016	1	0.000	-0.030	0.030	0.15	
	2	0.000	-0.030	0.030	0.18	18.2
Aroclor-1260	1	0.000	-0.030	0.030	0.16	
	2	0.000	-0.030	0.030	0.18	11.8

con-test® ANALYTICAL LABORATORY
39 Spruce Street * East Longmeadow, MA 01028 * FAX 413/525-6405 * TEL. 413/525-2332

IDENTIFICATION SUMMARY FOR SINGLE COMPONENT ANALYTES

SW-846 8082A

Matrix Spike

Lab Sample ID: B217770-MS1 Date(s) Analyzed: 11/26/2018 11/26/2018

Instrument ID (1): Instrument ID (2):

GC Column (1): ID: (mm) GC Column (2): ID: (mm)

ANALYTE	COL	RT	RT WINDOW		CONCENTRATION	%RPD
			FROM	TO		
Aroclor-1016	1	0.000	-0.030	0.030	0.36	
	2	0.000	-0.030	0.030	0.88	83.9
Aroclor-1260	1	0.000	-0.030	0.030	0.75	
	2	0.000	-0.030	0.030	0.94	22.5

con-test® ANALYTICAL LABORATORY
39 Spruce Street * East Longmeadow, MA 01028 * FAX 413/525-6405 * TEL. 413/525-2332

IDENTIFICATION SUMMARY FOR SINGLE COMPONENT ANALYTES

SW-846 8082A

Matrix Spike Dup

Lab Sample ID: B217770-MSD1 Date(s) Analyzed: 11/26/2018 11/26/2018

Instrument ID (1): Instrument ID (2):

GC Column (1): ID: (mm) GC Column (2): ID: (mm)

ANALYTE	COL	RT	RT WINDOW		CONCENTRATION	%RPD
			FROM	TO		
Aroclor-1016	1	0.000	-0.030	0.030	0.37	
	2	0.000	-0.030	0.030	0.82	75.6
Aroclor-1260	1	0.000	-0.030	0.030	0.71	
	2	0.000	-0.030	0.030	0.88	21.4

con-test® ANALYTICAL LABORATORY
39 Spruce Street * East Longmeadow, MA 01028 * FAX 413/525-6405 * TEL. 413/525-2332

FLAG/QUALIFIER SUMMARY

*	QC result is outside of established limits.
†	Wide recovery limits established for difficult compound.
‡	Wide RPD limits established for difficult compound.
#	Data exceeded client recommended or regulatory level
ND	Not Detected
RL	Reporting Limit is at the level of quantitation (LOQ)
DL	Detection Limit is the lower limit of detection determined by the MDL study
MCL	Maximum Contaminant Level
	Percent recoveries and relative percent differences (RPDs) are determined by the software using values in the calculation which have not been rounded.
	No results have been blank subtracted unless specified in the case narrative section.
MS-21	Matrix spike and/or spike duplicate recovery bias high due to contribution of other Aroclors present in the source sample.

39 Spruce Street * East Longmeadow, MA 01028 * FAX 413/525-6405 * TEL. 413/525-2332

CERTIFICATIONS

Certified Analyses included in this Report

Analyte	Certifications
SW-846 8082A in Soil	
Aroclor-1016	CT,NH,NY,ME,NC,VA
Aroclor-1016 [2C]	CT,NH,NY,ME,NC,VA
Aroclor-1221	CT,NH,NY,ME,NC,VA
Aroclor-1221 [2C]	CT,NH,NY,ME,NC,VA
Aroclor-1232	CT,NH,NY,ME,NC,VA
Aroclor-1232 [2C]	CT,NH,NY,ME,NC,VA
Aroclor-1242	CT,NH,NY,ME,NC,VA
Aroclor-1242 [2C]	CT,NH,NY,ME,NC,VA
Aroclor-1248	CT,NH,NY,ME,NC,VA
Aroclor-1248 [2C]	CT,NH,NY,ME,NC,VA
Aroclor-1254	CT,NH,NY,ME,NC,VA
Aroclor-1254 [2C]	CT,NH,NY,ME,NC,VA
Aroclor-1260	CT,NH,NY,ME,NC,VA
Aroclor-1260 [2C]	CT,NH,NY,ME,NC,VA
Aroclor-1262	NY,NC,VA
Aroclor-1262 [2C]	NY,NC,VA
Aroclor-1268	NY,NC,VA
Aroclor-1268 [2C]	NY,NC,VA

The CON-TEST Environmental Laboratory operates under the following certifications and accreditations:

Code	Description	Number	Expires
AIHA	AIHA-LAP, LLC - ISO17025:2005	100033	03/1/2020
MA	Massachusetts DEP	M-MA100	06/30/2019
CT	Connecticut Department of Publilc Health	PH-0567	09/30/2019
NY	New York State Department of Health	10899 NELAP	04/1/2019
NH-S	New Hampshire Environmental Lab	2516 NELAP	02/5/2019
RI	Rhode Island Department of Health	LAO00112	12/30/2018
NC	North Carolina Div. of Water Quality	652	12/31/2018
NJ	New Jersey DEP	MA007 NELAP	06/30/2019
FL	Florida Department of Health	E871027 NELAP	06/30/2019
VT	Vermont Department of Health Lead Laboratory	LL015036	07/30/2019
ME	State of Maine	2011028	06/9/2019
VA	Commonwealth of Virginia	460217	12/14/2018
NH-P	New Hampshire Environmental Lab	2557 NELAP	09/6/2019
VT-DW	Vermont Department of Health Drinking Water	VT-255716	06/12/2019
NC-DW	North Carolina Department of Health	25703	07/31/2019

CHAIN OF CUSTODY RECORD

1EK0971

con-test ANALYTICAL LABORATORY
http://www.contestlabs.com
Doc # 381 Rev 1_03242017

Phone: 413-525-2332
Fax: 413-525-6405
Email: info@contestlabs.com

39 Spruce Street
East Longmeadow, MA 01028

Page 1 of 1

MEK

Company Name: WESTON & Sampson
Address: 293 Dividend Rd Rocky Hill
Phone: 1800 Sampson
Project Name: Parsons LD
Project Location: Durham, CT
Project Number:
Project Manager: Jeff Willson
Con-Test Quote Name/Number:
Invoice Recipient: Jeff Willson
Sampled By: AVB

Requested Turnaround Time
7-Day ☐ 10-Day ☐
Due Date:

Rush Approval Required
1-Day ☐ 3-Day ☒
2-Day ☐ 4-Day ☐

Data Delivery
Format: PDF ☒ EXCEL ☒
Other:
CLP Like Data Pkg Required: ☐
Email To:
Fax To #:

PCB Soxhlet

ANALYSIS REQUESTED

Con-Test Work Order#	Client Sample ID / Description	Beginning Date/Time	Ending Date/Time	Composite	Grab	[1] Matrix Code	Conc Code	# of Containers
01	SD-1	11/20	920		X	S	U	

[2] Preservation Code
[3] Container Code

Dissolved Metals Samples
○ Field Filtered
○ Lab to Filter

Orthophosphate Samples
○ Field Filtered
○ Lab to Filter

[1] Matrix Codes:
GW = Ground Water
WW = Waste Water
DW = Drinking Water
A = Air
S = Soil
SL = Sludge
SOL = Solid
O = Other (please define)

[2] Preservation Codes:
I = Iced
H = HCL
M = Methanol
N = Nitric Acid
S = Sulfuric Acid
B = Sodium Bisulfate
X = Sodium Hydroxide
T = Sodium Thiosulfate
O = Other (please define)

[3] Container Codes:
A = Amber Glass
G = Glass
P = Plastic
ST = Sterile
V = Vial
S = Summa Canister
T = Tedlar Bag
O = Other (please define)

Comments:
email ~~Mmarcum~~ willson@wseinc.com
barretta@wseinc.com
3 DAY TAT - Eversource Rates

Please use the following codes to indicate possible sample concentration within the Conc Code column above:
H - High; M - Medium; L - Low; C - Clean; U - Unknown

	Date/Time
Relinquished by: (signature)	11/21/18
Received by: (signature)	11/21/18 915
Relinquished by: (signature)	11/21/18 1451
Received by: (signature) 3.7C	11/21/18 1605
Relinquished by: (signature)	
Received by: (signature)	

Detection Limit Requirements
MA
CT RC/RES
DCC, GB PMC
Other

Special Requirements
☐ MA MCP Required
☐ MCP Certification Form Required
☒ CT RCP Required
☐ RCP Certification Form Required
☐ MA State DW Required
PWSID #

con-test ANALYTICAL LABORATORY www.contestlabs.com
NELAC and AIHA-LAP, LLC Accredited

Project Entity
☐ Government ☐ Municipality ☐ MWRA ☐ WRTA
☐ Federal ☐ 21 J ☐ School
☐ City ☐ Brownfield ☐ MBTA

Other
☐ Chromatogram
☐ AIHA-LAP, LLC

PCB ONLY
☒ Soxhlet
☐ Non Soxhlet

I Have Not Confirmed Sample Container Numbers With Lab Staff Before Relinquishing Over Samples_____

con-test® ANALYTICAL LABORATORY

Doc# 277 Rev 5 2017

Login Sample Receipt Checklist - (Rejection Criteria Listing - Using Acceptance Policy) Any False Statement will be brought to the attention of the Client - State True or False

Client Weston & Sampson

Received By BLF Date 11/21/18 Time 1650

How were the samples received? In Cooler T No Cooler _____ On Ice T No Ice _____
Direct from Sampling _____ Ambient _____ Melted Ice _____

Were samples within Temperature? 2-6°C T By Gun # 2 Actual Temp - 3.7°C
By Blank # _____ Actual Temp - _____

Was Custody Seal Intact? NA Were Samples Tampered with? NA
Was COC Relinquished ? T Does Chain Agree With Samples? T
Are there broken/leaking/loose caps on any samples? F
Is COC in ink/ Legible? T Were samples received within holding time? T
Did COC include all pertinent Information? Client T Analysis ID's T Sampler Name T
Project T Collection Dates/Times T
Are Sample labels filled out and legible? T
Are there Lab to Filters? F
Are there Rushes? T Who was notified? _____
Are there Short Holds? F Who was notified? Brie
Is there enough Volume? T Who was notified? _____
Is there Headspace where applicable? NA MS/MSD? F
Proper Media/Containers Used? T Is splitting samples required? F
Were trip blanks received? F On COC? F
Do all samples have the proper pH? Acid NA Base NA

Vials	#	Containers:	#		#		#
Unp-		1 Liter Amb.		1 Liter Plastic		16 oz Amb.	
HCL-		500 mL Amb.		500 mL Plastic		8oz Amb/Clear	1
Meoh-		250 mL Amb.		250 mL Plastic		4oz Amb/Clear	
Bisulfate-		Flashpoint		Col./Bacteria		2oz Amb/Clear	
DI-		Other Glass		Other Plastic		Encore	
Thiosulfate-		SOC Kit		Plastic Bag		Frozen:	
Sulfuric-		Perchlorate		Ziplock			

Unused Media

Vials	#	Containers:	#		#		#
Unp-		1 Liter Amb.		1 Liter Plastic		16 oz Amb.	
HCL-		500 mL Amb.		500 mL Plastic		8oz Amb/Clear	
Meoh-		250 mL Amb.		250 mL Plastic		4oz Amb/Clear	
Bisulfate-		Col./Bacteria		Flashpoint		2oz Amb/Clear	
DI-		Other Plastic		Other Glass		Encore	
Thiosulfate-		SOC Kit		Plastic Bag		Frozen:	
Sulfuric-		Perchlorate		Ziplock			

Comments:

REASONABLE CONFIDENCE PROTOCOL
LABORATORY ANALYSIS QA/QC CERTIFICATION FORM

Laboratory Name: Con-Test Analytical Laboratory

Client: Weston & Sampson

Project Location: Durham, CT

Project Number: 18K0971

Laboratory Sample ID(s):

18K0971-01

Sample Date(s):

11/20/2018

List RCP Methods Used:

SW-846 8082A

1	For each analytical method referenced in this laboratory report package, were all specified QA/QC performance criteria followed, including the requirement to explain any criteria falling outside of acceptable guidelines, as specified in the CTDEP method-specific Reasonable Confidence Protocol documents?	☑ Yes ☐ No
1A	Were the method specified preservation and holding time requirements met?	☑ Yes ☐ No
1B	VPH and EPH Methods only: Was the VPH and EPH method conducted without significant modifications (see Section 11.3 of respective RCP methods)?	☐ Yes ☐ No ☑ N/A
2	Were all samples received by the laboratory in a condition consistent with that described on the associated chain-of-custody document(s)?	☑ Yes ☐ No
3	Were samples received at an appropriate temperature (< 6 degrees C.)?	☑ Yes ☐ No ☐ N/A
4	Were all QA/QC performance criteria specified in the CTDEP Reasonable Confidence Protocol documents achieved?	☐ Yes ☑ No
5A	Were reporting limits specified or referenced on the chain-of-custody?	☑ Yes ☐ No
5B	Were these reporting limits met?	☑ Yes ☐ No
6	For each analytical method referenced in this laboratory report package, were results reported for all constituents identified in the method-specific analyte lists presented in the Reasonable Confidence Protocol documents?	☑ Yes ☐ No
7	Are project-specific matrix spikes and laboratory duplicates included in this data set?	☑ Yes ☐ No

Notes: For all questions to which the response was "No" (with the exception of question #7), additional information must be provided in an attached narrative. If the answer to question #1, #1A, or #1B is "No", the data package does not meet the requirements for "Reasonable Confidence."
This form may not be altered and all questions must be answered.

Lisa A. Worthington

I, the undersigned, attest under the pains and penalties of perjury that, to the best of my knowledge and belief and based upon my personal inquiry of those responsible for providing the information contained in this analytical report, such information is accurate and complete.

Authorized Signature: Lisa Worthington **Position:** **Project Manager**

Printed Name: **Lisa A. Worthington** **Date:** **11/27/18**

Name of Laboratory: **Con-Test Analytical Laboratory**

This certification form is to be used for RCP methods only.

con-test® ANALYTICAL LABORATORY
39 Spruce Street * East Longmeadow, MA 01028 * FAX 413/525-6405 * TEL. 413/525-2332

December 11, 2018

Jeff Willson
Weston & Sampson
273 Dividend Road
Rocky Hill, CT 06067

Project Location: 27 Parsons Ln., Durham, CT
Client Job Number:
Project Number: [none]
Laboratory Work Order Number: 18L0278

Enclosed are results of analyses for samples received by the laboratory on December 6, 2018. If you have any questions concerning this report, please feel free to contact me.

Sincerely,



Meghan E. Kelley
Project Manager

Table of Contents

Sample Summary 4

Case Narrative 6

Sample Results 7

18L0278-01 7

18L0278-02 9

18L0278-03 11

18L0278-04 13

18L0278-05 15

18L0278-06 17

18L0278-07 19

18L0278-08 21

18L0278-09 23

18L0278-10 25

18L0278-11 27

18L0278-12 29

18L0278-13 31

18L0278-14 33

18L0278-15 35

18L0278-16 37

18L0278-17 39

18L0278-18 41

18L0278-19 43

18L0278-20 45

18L0278-21 47

18L0278-22 49

Table of Contents (continued)

18L0278-23 51
18L0278-24 53
18L0278-25 55
18L0278-26 57
18L0278-27 59
18L0278-28 61
18L0278-29 63
Sample Preparation Information 65
QC Data 67
Polychlorinated Biphenyls with 3540 Soxhlet Extraction 67
B218698 67
B218699 68
Conventional Chemistry Parameters by EPA/APHA/SW-846 Methods (Total) 70
B218806 70
Dual Column RPD Report 71
Flag/Qualifier Summary 87
Certifications 88
Chain of Custody/Sample Receipt 89

con-test® ANALYTICAL LABORATORY
39 Spruce Street * East Longmeadow, MA 01028 * FAX 413/525-6405 * TEL. 413/525-2332

Weston & Sampson
273 Dividend Road
Rocky Hill, CT 06067
ATTN: Jeff Willson

REPORT DATE: 12/11/2018

PURCHASE ORDER NUMBER:

PROJECT NUMBER: [none]

ANALYTICAL SUMMARY

WORK ORDER NUMBER: 18L0278

The results of analyses performed on the following samples submitted to the CON-TEST Analytical Laboratory are found in this report.

PROJECT LOCATION: 27 Parsons Ln., Durham, CT

FIELD SAMPLE #	LAB ID:	MATRIX	SAMPLE DESCRIPTION	TEST	SUB LAB
TI-E	18L0278-01	Sediment		SM 2540G	
				SW-846 8082A	
TI-C	18L0278-02	Sediment		SM 2540G	
				SW-846 8082A	
TI-W	18L0278-03	Sediment		SM 2540G	
				SW-846 8082A	
T2-E	18L0278-04	Sediment		SM 2540G	
				SW-846 8082A	
T2-C	18L0278-05	Sediment		SM 2540G	
				SW-846 8082A	
T2-W	18L0278-06	Sediment		SM 2540G	
				SW-846 8082A	
T3-E	18L0278-07	Sediment		SM 2540G	
				SW-846 8082A	
T3-C	18L0278-08	Sediment		SM 2540G	
				SW-846 8082A	
T3-W	18L0278-09	Sediment		SM 2540G	
				SW-846 8082A	
T4-E	18L0278-10	Sediment		SM 2540G	
				SW-846 8082A	
T4-C	18L0278-11	Sediment		SM 2540G	
				SW-846 8082A	
T4-W	18L0278-12	Sediment		SM 2540G	
				SW-846 8082A	
T5-E	18L0278-13	Sediment		SM 2540G	
				SW-846 8082A	
T5-C	18L0278-14	Sediment		SM 2540G	
				SW-846 8082A	
T5-W	18L0278-15	Sediment		SM 2540G	
				SW-846 8082A	
T6-E	18L0278-16	Sediment		SM 2540G	
				SW-846 8082A	
T6-C	18L0278-17	Sediment		SM 2540G	
				SW-846 8082A	
T6-W	18L0278-18	Sediment		SM 2540G	
				SW-846 8082A	
T7-E	18L0278-19	Sediment		SM 2540G	
				SW-846 8082A	
T7-C	18L0278-20	Sediment		SM 2540G	
				SW-846 8082A	

39 Spruce Street * East Longmeadow, MA 01028 * FAX 413/525-6405 * TEL. 413/525-2332

Weston & Sampson
273 Dividend Road
Rocky Hill, CT 06067
ATTN: Jeff Willson

REPORT DATE: 12/11/2018

PURCHASE ORDER NUMBER:

PROJECT NUMBER: [none]

ANALYTICAL SUMMARY

WORK ORDER NUMBER: 18L0278

The results of analyses performed on the following samples submitted to the CON-TEST Analytical Laboratory are found in this report.

PROJECT LOCATION: 27 Parsons Ln., Durham, CT

FIELD SAMPLE #	LAB ID:	MATRIX	SAMPLE DESCRIPTION	TEST	SUB LAB
T7-W	18L0278-21	Sediment		SM 2540G	
				SW-846 8082A	
T8-E	18L0278-22	Sediment		SM 2540G	
				SW-846 8082A	
T8-C	18L0278-23	Sediment		SM 2540G	
				SW-846 8082A	
T8-W	18L0278-24	Sediment		SM 2540G	
				SW-846 8082A	
DUP-SE1	18L0278-25	Sediment		SM 2540G	
				SW-846 8082A	
DUP-SE2	18L0278-26	Sediment		SM 2540G	
				SW-846 8082A	
Outfall-1	18L0278-27	Sediment		SM 2540G	
				SW-846 8082A	
Outfall-2	18L0278-28	Sediment		SM 2540G	
				SW-846 8082A	
Outfall-3	18L0278-29	Sediment		SM 2540G	
				SW-846 8082A	

con-test® ANALYTICAL LABORATORY
39 Spruce Street * East Longmeadow, MA 01028 * FAX 413/525-6405 * TEL. 413/525-2332

CASE NARRATIVE SUMMARY

All reported results are within defined laboratory quality control objectives unless listed below or otherwise qualified in this report.

18L0278-01 through -29 are sediment samples.

SW-846 8082A

Qualifications:

S-01

The surrogate recovery for this sample is not available due to sample dilution below the surrogate reporting limit required from high analyte concentration and/or matrix interferences.

Analyte & Samples(s) Qualified:

Decachlorobiphenyl
18L0278-29[Outfall-3]

Decachlorobiphenyl [2C]
18L0278-29[Outfall-3]

Tetrachloro-m-xylene
18L0278-29[Outfall-3]

Tetrachloro-m-xylene [2C]
18L0278-29[Outfall-3]

The results of analyses reported only relate to samples submitted to the Con-Test Analytical Laboratory for testing.
I certify that the analyses listed above, unless specifically listed as subcontracted, if any, were performed under my direction according to the approved methodologies listed in this document, and that based upon my inquiry of those individuals immediately responsible for obtaining the information, the material contained in this report is, to the best of my knowledge and belief, accurate and complete.

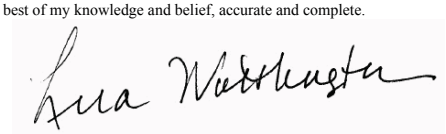

Lisa A. Worthington
Project Manager

con-test® ANALYTICAL LABORATORY
39 Spruce Street * East Longmeadow, MA 01028 * FAX 413/525-6405 * TEL. 413/525-2332

Project Location: 27 Parsons Ln., Durham, CT
Sample Description:
Work Order: 18L0278

Date Received: 12/6/2018

Field Sample #: TI-E
Sampled: 12/5/2018 09:20

Sample ID: 18L0278-01

Sample Matrix: Sediment

Polychlorinated Biphenyls with 3540 Soxhlet Extraction

Analyte	Results	RL	Units	Dilution	Flag/Qual	Method	Date Prepared	Date/Time Analyzed	Analyst
Aroclor-1016 [1]	ND	0.025	mg/Kg dry	1		SW-846 8082A	12/7/18	12/11/18 9:56	PJG
Aroclor-1221 [1]	ND	0.025	mg/Kg dry	1		SW-846 8082A	12/7/18	12/11/18 9:56	PJG
Aroclor-1232 [1]	ND	0.025	mg/Kg dry	1		SW-846 8082A	12/7/18	12/11/18 9:56	PJG
Aroclor-1242 [1]	ND	0.025	mg/Kg dry	1		SW-846 8082A	12/7/18	12/11/18 9:56	PJG
Aroclor-1248 [1]	ND	0.025	mg/Kg dry	1		SW-846 8082A	12/7/18	12/11/18 9:56	PJG
Aroclor-1254 [1]	ND	0.025	mg/Kg dry	1		SW-846 8082A	12/7/18	12/11/18 9:56	PJG
Aroclor-1260 [1]	ND	0.025	mg/Kg dry	1		SW-846 8082A	12/7/18	12/11/18 9:56	PJG
Aroclor-1262 [1]	ND	0.025	mg/Kg dry	1		SW-846 8082A	12/7/18	12/11/18 9:56	PJG
Aroclor-1268 [1]	ND	0.025	mg/Kg dry	1		SW-846 8082A	12/7/18	12/11/18 9:56	PJG

Surrogates	% Recovery	Recovery Limits	Flag/Qual	
Decachlorobiphenyl [1]	107	30-150		12/11/18 9:56
Decachlorobiphenyl [2]	104	30-150		12/11/18 9:56
Tetrachloro-m-xylene [1]	99.5	30-150		12/11/18 9:56
Tetrachloro-m-xylene [2]	100	30-150		12/11/18 9:56

con-test® ANALYTICAL LABORATORY
39 Spruce Street * East Longmeadow, MA 01028 * FAX 413/525-6405 * TEL. 413/525-2332

Project Location: 27 Parsons Ln., Durham, CT
Sample Description:
Work Order: 18L0278

Date Received: 12/6/2018

Field Sample #: TI-E
Sampled: 12/5/2018 09:20

Sample ID: 18L0278-01

Sample Matrix: Sediment

Conventional Chemistry Parameters by EPA/APHA/SW-846 Methods (Total)

Analyte	Results	RL	Units	Dilution	Flag/Qual	Method	Date Prepared	Date/Time Analyzed	Analyst
% Solids	79.6		% Wt	1		SM 2540G	12/9/18	12/10/18 12:39	AVF

con-test® ANALYTICAL LABORATORY
39 Spruce Street * East Longmeadow, MA 01028 * FAX 413/525-6405 * TEL. 413/525-2332

Project Location: 27 Parsons Ln., Durham, CT
Sample Description:
Work Order: 18L0278

Date Received: 12/6/2018

Field Sample #: TI-C
Sampled: 12/5/2018 09:20

Sample ID: 18L0278-02

Sample Matrix: Sediment

Polychlorinated Biphenyls with 3540 Soxhlet Extraction

Analyte	Results	RL	Units	Dilution	Flag/Qual	Method	Date Prepared	Date/Time Analyzed	Analyst
Aroclor-1016 [1]	ND	0.026	mg/Kg dry	1		SW-846 8082A	12/7/18	12/11/18 10:08	PJG
Aroclor-1221 [1]	ND	0.026	mg/Kg dry	1		SW-846 8082A	12/7/18	12/11/18 10:08	PJG
Aroclor-1232 [1]	ND	0.026	mg/Kg dry	1		SW-846 8082A	12/7/18	12/11/18 10:08	PJG
Aroclor-1242 [1]	ND	0.026	mg/Kg dry	1		SW-846 8082A	12/7/18	12/11/18 10:08	PJG
Aroclor-1248 [1]	ND	0.026	mg/Kg dry	1		SW-846 8082A	12/7/18	12/11/18 10:08	PJG
Aroclor-1254 [1]	ND	0.026	mg/Kg dry	1		SW-846 8082A	12/7/18	12/11/18 10:08	PJG
Aroclor-1260 [1]	ND	0.026	mg/Kg dry	1		SW-846 8082A	12/7/18	12/11/18 10:08	PJG
Aroclor-1262 [1]	ND	0.026	mg/Kg dry	1		SW-846 8082A	12/7/18	12/11/18 10:08	PJG
Aroclor-1268 [1]	ND	0.026	mg/Kg dry	1		SW-846 8082A	12/7/18	12/11/18 10:08	PJG

Surrogates	% Recovery	Recovery Limits	Flag/Qual	
Decachlorobiphenyl [1]	105	30-150		12/11/18 10:08
Decachlorobiphenyl [2]	104	30-150		12/11/18 10:08
Tetrachloro-m-xylene [1]	98.0	30-150		12/11/18 10:08
Tetrachloro-m-xylene [2]	98.7	30-150		12/11/18 10:08

con-test® ANALYTICAL LABORATORY
39 Spruce Street * East Longmeadow, MA 01028 * FAX 413/525-6405 * TEL. 413/525-2332

Project Location: 27 Parsons Ln., Durham, CT
Sample Description:
Work Order: 18L0278

Date Received: 12/6/2018

Field Sample #: TI-C
Sampled: 12/5/2018 09:20

Sample ID: 18L0278-02

Sample Matrix: Sediment

Conventional Chemistry Parameters by EPA/APHA/SW-846 Methods (Total)

Analyte	Results	RL	Units	Dilution	Flag/Qual	Method	Date Prepared	Date/Time Analyzed	Analyst
% Solids	73.9		% Wt	1		SM 2540G	12/9/18	12/10/18 12:39	AVF

con-test® ANALYTICAL LABORATORY
39 Spruce Street * East Longmeadow, MA 01028 * FAX 413/525-6405 * TEL. 413/525-2332

Project Location: 27 Parsons Ln., Durham, CT | Sample Description: | Work Order: 18L0278

Date Received: 12/6/2018

Field Sample #: TI-W | Sampled: 12/5/2018 09:20

Sample ID: 18L0278-03

Sample Matrix: Sediment

Polychlorinated Biphenyls with 3540 Soxhlet Extraction

Analyte	Results	RL	Units	Dilution	Flag/Qual	Method	Date Prepared	Date/Time Analyzed	Analyst
Aroclor-1016 [1]	ND	0.039	mg/Kg dry	1		SW-846 8082A	12/7/18	12/11/18 10:21	PJG
Aroclor-1221 [1]	ND	0.039	mg/Kg dry	1		SW-846 8082A	12/7/18	12/11/18 10:21	PJG
Aroclor-1232 [1]	ND	0.039	mg/Kg dry	1		SW-846 8082A	12/7/18	12/11/18 10:21	PJG
Aroclor-1242 [1]	ND	0.039	mg/Kg dry	1		SW-846 8082A	12/7/18	12/11/18 10:21	PJG
Aroclor-1248 [1]	ND	0.039	mg/Kg dry	1		SW-846 8082A	12/7/18	12/11/18 10:21	PJG
Aroclor-1254 [1]	ND	0.039	mg/Kg dry	1		SW-846 8082A	12/7/18	12/11/18 10:21	PJG
Aroclor-1260 [1]	ND	0.039	mg/Kg dry	1		SW-846 8082A	12/7/18	12/11/18 10:21	PJG
Aroclor-1262 [1]	ND	0.039	mg/Kg dry	1		SW-846 8082A	12/7/18	12/11/18 10:21	PJG
Aroclor-1268 [1]	ND	0.039	mg/Kg dry	1		SW-846 8082A	12/7/18	12/11/18 10:21	PJG

Surrogates	% Recovery	Recovery Limits	Flag/Qual	
Decachlorobiphenyl [1]	102	30-150		12/11/18 10:21
Decachlorobiphenyl [2]	99.0	30-150		12/11/18 10:21
Tetrachloro-m-xylene [1]	96.5	30-150		12/11/18 10:21
Tetrachloro-m-xylene [2]	96.5	30-150		12/11/18 10:21

con-test® ANALYTICAL LABORATORY
39 Spruce Street * East Longmeadow, MA 01028 * FAX 413/525-6405 * TEL. 413/525-2332

Project Location: 27 Parsons Ln., Durham, CT
Sample Description:
Work Order: 18L0278

Date Received: 12/6/2018

Field Sample #: TI-W
Sampled: 12/5/2018 09:20

Sample ID: 18L0278-03

Sample Matrix: Sediment

Conventional Chemistry Parameters by EPA/APHA/SW-846 Methods (Total)

Analyte	Results	RL	Units	Dilution	Flag/Qual	Method	Date Prepared	Date/Time Analyzed	Analyst
% Solids	49.8		% Wt	1		SM 2540G	12/9/18	12/10/18 12:39	AVF

con-test® ANALYTICAL LABORATORY
39 Spruce Street * East Longmeadow, MA 01028 * FAX 413/525-6405 * TEL. 413/525-2332

Project Location: 27 Parsons Ln., Durham, CT | Sample Description: | Work Order: 18L0278

Date Received: 12/6/2018

Field Sample #: T2-E | Sampled: 12/5/2018 09:25

Sample ID: 18L0278-04

Sample Matrix: Sediment

Polychlorinated Biphenyls with 3540 Soxhlet Extraction

Analyte	Results	RL	Units	Dilution	Flag/Qual	Method	Date Prepared	Date/Time Analyzed	Analyst
Aroclor-1016 [1]	ND	0.22	mg/Kg dry	8		SW-846 8082A	12/7/18	12/11/18 10:34	PJG
Aroclor-1221 [1]	ND	0.22	mg/Kg dry	8		SW-846 8082A	12/7/18	12/11/18 10:34	PJG
Aroclor-1232 [1]	ND	0.22	mg/Kg dry	8		SW-846 8082A	12/7/18	12/11/18 10:34	PJG
Aroclor-1242 [1]	ND	0.22	mg/Kg dry	8		SW-846 8082A	12/7/18	12/11/18 10:34	PJG
Aroclor-1248 [1]	ND	0.22	mg/Kg dry	8		SW-846 8082A	12/7/18	12/11/18 10:34	PJG
Aroclor-1254 [1]	2.4	0.22	mg/Kg dry	8		SW-846 8082A	12/7/18	12/11/18 10:34	PJG
Aroclor-1260 [1]	ND	0.22	mg/Kg dry	8		SW-846 8082A	12/7/18	12/11/18 10:34	PJG
Aroclor-1262 [1]	ND	0.22	mg/Kg dry	8		SW-846 8082A	12/7/18	12/11/18 10:34	PJG
Aroclor-1268 [1]	ND	0.22	mg/Kg dry	8		SW-846 8082A	12/7/18	12/11/18 10:34	PJG

Surrogates	% Recovery	Recovery Limits	Flag/Qual	
Decachlorobiphenyl [1]	104	30-150		12/11/18 10:34
Decachlorobiphenyl [2]	109	30-150		12/11/18 10:34
Tetrachloro-m-xylene [1]	89.9	30-150		12/11/18 10:34
Tetrachloro-m-xylene [2]	87.1	30-150		12/11/18 10:34

con-test® ANALYTICAL LABORATORY
39 Spruce Street * East Longmeadow, MA 01028 * FAX 413/525-6405 * TEL. 413/525-2332

Project Location: 27 Parsons Ln., Durham, CT
Sample Description:
Work Order: 18L0278

Date Received: 12/6/2018

Field Sample #: T2-E
Sampled: 12/5/2018 09:25

Sample ID: 18L0278-04

Sample Matrix: Sediment

Conventional Chemistry Parameters by EPA/APHA/SW-846 Methods (Total)

Analyte	Results	RL	Units	Dilution	Flag/Qual	Method	Date Prepared	Date/Time Analyzed	Analyst
% Solids	66.9		% Wt	1		SM 2540G	12/9/18	12/10/18 12:39	AVF

con-test® ANALYTICAL LABORATORY
39 Spruce Street * East Longmeadow, MA 01028 * FAX 413/525-6405 * TEL. 413/525-2332

Project Location: 27 Parsons Ln., Durham, CT | Sample Description: | Work Order: 18L0278

Date Received: 12/6/2018

Field Sample #: T2-C | Sampled: 12/5/2018 09:25

Sample ID: 18L0278-05

Sample Matrix: Sediment

Polychlorinated Biphenyls with 3540 Soxhlet Extraction

Analyte	Results	RL	Units	Dilution	Flag/Qual	Method	Date Prepared	Date/Time Analyzed	Analyst
Aroclor-1016 [1]	ND	0.25	mg/Kg dry	8		SW-846 8082A	12/7/18	12/11/18 10:46	PJG
Aroclor-1221 [1]	ND	0.25	mg/Kg dry	8		SW-846 8082A	12/7/18	12/11/18 10:46	PJG
Aroclor-1232 [1]	ND	0.25	mg/Kg dry	8		SW-846 8082A	12/7/18	12/11/18 10:46	PJG
Aroclor-1242 [1]	ND	0.25	mg/Kg dry	8		SW-846 8082A	12/7/18	12/11/18 10:46	PJG
Aroclor-1248 [1]	ND	0.25	mg/Kg dry	8		SW-846 8082A	12/7/18	12/11/18 10:46	PJG
Aroclor-1254 [1]	1.9	0.25	mg/Kg dry	8		SW-846 8082A	12/7/18	12/11/18 10:46	PJG
Aroclor-1260 [1]	ND	0.25	mg/Kg dry	8		SW-846 8082A	12/7/18	12/11/18 10:46	PJG
Aroclor-1262 [1]	ND	0.25	mg/Kg dry	8		SW-846 8082A	12/7/18	12/11/18 10:46	PJG
Aroclor-1268 [1]	ND	0.25	mg/Kg dry	8		SW-846 8082A	12/7/18	12/11/18 10:46	PJG

Surrogates	% Recovery	Recovery Limits	Flag/Qual	
Decachlorobiphenyl [1]	98.8	30-150		12/11/18 10:46
Decachlorobiphenyl [2]	109	30-150		12/11/18 10:46
Tetrachloro-m-xylene [1]	84.2	30-150		12/11/18 10:46
Tetrachloro-m-xylene [2]	83.6	30-150		12/11/18 10:46

con-test® ANALYTICAL LABORATORY
39 Spruce Street * East Longmeadow, MA 01028 * FAX 413/525-6405 * TEL. 413/525-2332

Project Location: 27 Parsons Ln., Durham, CT
Sample Description:
Work Order: 18L0278

Date Received: 12/6/2018

Field Sample #: T2-C
Sampled: 12/5/2018 09:25

Sample ID: 18L0278-05

Sample Matrix: Sediment

Conventional Chemistry Parameters by EPA/APHA/SW-846 Methods (Total)

Analyte	Results	RL	Units	Dilution	Flag/Qual	Method	Date Prepared	Date/Time Analyzed	Analyst
% Solids	61.5		% Wt	1		SM 2540G	12/9/18	12/10/18 12:39	AVF

con-test® ANALYTICAL LABORATORY
39 Spruce Street * East Longmeadow, MA 01028 * FAX 413/525-6405 * TEL. 413/525-2332

Project Location: 27 Parsons Ln., Durham, CT
Sample Description:
Work Order: 18L0278

Date Received: 12/6/2018

Field Sample #: T2-W
Sampled: 12/5/2018 09:25

Sample ID: 18L0278-06

Sample Matrix: Sediment

Polychlorinated Biphenyls with 3540 Soxhlet Extraction

Analyte	Results	RL	Units	Dilution	Flag/Qual	Method	Date Prepared	Date/Time Analyzed	Analyst
Aroclor-1016 [1]	ND	0.032	mg/Kg dry	1		SW-846 8082A	12/7/18	12/11/18 10:59	PJG
Aroclor-1221 [1]	ND	0.032	mg/Kg dry	1		SW-846 8082A	12/7/18	12/11/18 10:59	PJG
Aroclor-1232 [1]	ND	0.032	mg/Kg dry	1		SW-846 8082A	12/7/18	12/11/18 10:59	PJG
Aroclor-1242 [1]	ND	0.032	mg/Kg dry	1		SW-846 8082A	12/7/18	12/11/18 10:59	PJG
Aroclor-1248 [1]	ND	0.032	mg/Kg dry	1		SW-846 8082A	12/7/18	12/11/18 10:59	PJG
Aroclor-1254 [1]	ND	0.032	mg/Kg dry	1		SW-846 8082A	12/7/18	12/11/18 10:59	PJG
Aroclor-1260 [1]	ND	0.032	mg/Kg dry	1		SW-846 8082A	12/7/18	12/11/18 10:59	PJG
Aroclor-1262 [1]	ND	0.032	mg/Kg dry	1		SW-846 8082A	12/7/18	12/11/18 10:59	PJG
Aroclor-1268 [1]	ND	0.032	mg/Kg dry	1		SW-846 8082A	12/7/18	12/11/18 10:59	PJG

Surrogates	% Recovery	Recovery Limits	Flag/Qual	
Decachlorobiphenyl [1]	103	30-150		12/11/18 10:59
Decachlorobiphenyl [2]	98.1	30-150		12/11/18 10:59
Tetrachloro-m-xylene [1]	97.5	30-150		12/11/18 10:59
Tetrachloro-m-xylene [2]	96.5	30-150		12/11/18 10:59

con-test® ANALYTICAL LABORATORY
39 Spruce Street * East Longmeadow, MA 01028 * FAX 413/525-6405 * TEL. 413/525-2332

Project Location: 27 Parsons Ln., Durham, CT
Sample Description:
Work Order: 18L0278

Date Received: 12/6/2018

Field Sample #: T2-W
Sampled: 12/5/2018 09:25

Sample ID: 18L0278-06

Sample Matrix: Sediment

Conventional Chemistry Parameters by EPA/APHA/SW-846 Methods (Total)

Analyte	Results	RL	Units	Dilution	Flag/Qual	Method	Date Prepared	Date/Time Analyzed	Analyst
% Solids	59.6		% Wt	1		SM 2540G	12/9/18	12/10/18 12:40	AVF

con-test® ANALYTICAL LABORATORY
39 Spruce Street * East Longmeadow, MA 01028 * FAX 413/525-6405 * TEL. 413/525-2332

Project Location: 27 Parsons Ln., Durham, CT | Sample Description: | Work Order: 18L0278

Date Received: 12/6/2018

Field Sample #: T3-E | Sampled: 12/5/2018 09:30

Sample ID: 18L0278-07

Sample Matrix: Sediment

Polychlorinated Biphenyls with 3540 Soxhlet Extraction

Analyte	Results	RL	Units	Dilution	Flag/Qual	Method	Date Prepared	Date/Time Analyzed	Analyst
Aroclor-1016 [1]	ND	0.028	mg/Kg dry	1		SW-846 8082A	12/7/18	12/11/18 11:11	PJG
Aroclor-1221 [1]	ND	0.028	mg/Kg dry	1		SW-846 8082A	12/7/18	12/11/18 11:11	PJG
Aroclor-1232 [1]	ND	0.028	mg/Kg dry	1		SW-846 8082A	12/7/18	12/11/18 11:11	PJG
Aroclor-1242 [1]	ND	0.028	mg/Kg dry	1		SW-846 8082A	12/7/18	12/11/18 11:11	PJG
Aroclor-1248 [1]	ND	0.028	mg/Kg dry	1		SW-846 8082A	12/7/18	12/11/18 11:11	PJG
Aroclor-1254 [2]	0.036	0.028	mg/Kg dry	1		SW-846 8082A	12/7/18	12/11/18 11:11	PJG
Aroclor-1260 [1]	ND	0.028	mg/Kg dry	1		SW-846 8082A	12/7/18	12/11/18 11:11	PJG
Aroclor-1262 [1]	ND	0.028	mg/Kg dry	1		SW-846 8082A	12/7/18	12/11/18 11:11	PJG
Aroclor-1268 [1]	ND	0.028	mg/Kg dry	1		SW-846 8082A	12/7/18	12/11/18 11:11	PJG

Surrogates	% Recovery	Recovery Limits	Flag/Qual	
Decachlorobiphenyl [1]	103	30-150		12/11/18 11:11
Decachlorobiphenyl [2]	101	30-150		12/11/18 11:11
Tetrachloro-m-xylene [1]	96.7	30-150		12/11/18 11:11
Tetrachloro-m-xylene [2]	90.0	30-150		12/11/18 11:11

con-test® ANALYTICAL LABORATORY
39 Spruce Street * East Longmeadow, MA 01028 * FAX 413/525-6405 * TEL. 413/525-2332

Project Location: 27 Parsons Ln., Durham, CT
Sample Description:
Work Order: 18L0278

Date Received: 12/6/2018

Field Sample #: T3-E
Sampled: 12/5/2018 09:30

Sample ID: 18L0278-07

Sample Matrix: Sediment

Conventional Chemistry Parameters by EPA/APHA/SW-846 Methods (Total)

Analyte	Results	RL	Units	Dilution	Flag/Qual	Method	Date Prepared	Date/Time Analyzed	Analyst
% Solids	70.3		% Wt	1		SM 2540G	12/9/18	12/10/18 12:40	AVF

con-test® ANALYTICAL LABORATORY
39 Spruce Street * East Longmeadow, MA 01028 * FAX 413/525-6405 * TEL. 413/525-2332

Project Location: 27 Parsons Ln., Durham, CT
Sample Description:
Work Order: 18L0278

Date Received: 12/6/2018

Field Sample #: T3-C
Sampled: 12/5/2018 09:30

Sample ID: 18L0278-08

Sample Matrix: Sediment

Polychlorinated Biphenyls with 3540 Soxhlet Extraction

Analyte	Results	RL	Units	Dilution	Flag/Qual	Method	Date Prepared	Date/Time Analyzed	Analyst
Aroclor-1016 [1]	ND	0.025	mg/Kg dry	1		SW-846 8082A	12/7/18	12/11/18 11:17	TG
Aroclor-1221 [1]	ND	0.025	mg/Kg dry	1		SW-846 8082A	12/7/18	12/11/18 11:17	TG
Aroclor-1232 [1]	ND	0.025	mg/Kg dry	1		SW-846 8082A	12/7/18	12/11/18 11:17	TG
Aroclor-1242 [1]	ND	0.025	mg/Kg dry	1		SW-846 8082A	12/7/18	12/11/18 11:17	TG
Aroclor-1248 [1]	ND	0.025	mg/Kg dry	1		SW-846 8082A	12/7/18	12/11/18 11:17	TG
Aroclor-1254 [1]	0.057	0.025	mg/Kg dry	1		SW-846 8082A	12/7/18	12/11/18 11:17	TG
Aroclor-1260 [1]	ND	0.025	mg/Kg dry	1		SW-846 8082A	12/7/18	12/11/18 11:17	TG
Aroclor-1262 [1]	ND	0.025	mg/Kg dry	1		SW-846 8082A	12/7/18	12/11/18 11:17	TG
Aroclor-1268 [1]	ND	0.025	mg/Kg dry	1		SW-846 8082A	12/7/18	12/11/18 11:17	TG

Surrogates	% Recovery	Recovery Limits	Flag/Qual	
Decachlorobiphenyl [1]	100	30-150		12/11/18 11:17
Decachlorobiphenyl [2]	108	30-150		12/11/18 11:17
Tetrachloro-m-xylene [1]	84.9	30-150		12/11/18 11:17
Tetrachloro-m-xylene [2]	87.2	30-150		12/11/18 11:17

con-test® ANALYTICAL LABORATORY
39 Spruce Street * East Longmeadow, MA 01028 * FAX 413/525-6405 * TEL. 413/525-2332

Project Location: 27 Parsons Ln., Durham, CT
Sample Description:
Work Order: 18L0278

Date Received: 12/6/2018

Field Sample #: T3-C
Sampled: 12/5/2018 09:30

Sample ID: 18L0278-08

Sample Matrix: Sediment

Conventional Chemistry Parameters by EPA/APHA/SW-846 Methods (Total)

Analyte	Results	RL	Units	Dilution	Flag/Qual	Method	Date Prepared	Date/Time Analyzed	Analyst
% Solids	78.9		% Wt	1		SM 2540G	12/9/18	12/10/18 12:40	AVF

con-test® ANALYTICAL LABORATORY
39 Spruce Street * East Longmeadow, MA 01028 * FAX 413/525-6405 * TEL. 413/525-2332

Project Location: 27 Parsons Ln., Durham, CT | Sample Description: | Work Order: 18L0278

Date Received: 12/6/2018

Field Sample #: T3-W | Sampled: 12/5/2018 09:30

Sample ID: 18L0278-09

Sample Matrix: Sediment

Polychlorinated Biphenyls with 3540 Soxhlet Extraction

Analyte	Results	RL	Units	Dilution	Flag/Qual	Method	Date Prepared	Date/Time Analyzed	Analyst
Aroclor-1016 [1]	ND	0.034	mg/Kg dry	1		SW-846 8082A	12/7/18	12/11/18 11:30	TG
Aroclor-1221 [1]	ND	0.034	mg/Kg dry	1		SW-846 8082A	12/7/18	12/11/18 11:30	TG
Aroclor-1232 [1]	ND	0.034	mg/Kg dry	1		SW-846 8082A	12/7/18	12/11/18 11:30	TG
Aroclor-1242 [1]	ND	0.034	mg/Kg dry	1		SW-846 8082A	12/7/18	12/11/18 11:30	TG
Aroclor-1248 [1]	ND	0.034	mg/Kg dry	1		SW-846 8082A	12/7/18	12/11/18 11:30	TG
Aroclor-1254 [1]	ND	0.034	mg/Kg dry	1		SW-846 8082A	12/7/18	12/11/18 11:30	TG
Aroclor-1260 [1]	ND	0.034	mg/Kg dry	1		SW-846 8082A	12/7/18	12/11/18 11:30	TG
Aroclor-1262 [1]	ND	0.034	mg/Kg dry	1		SW-846 8082A	12/7/18	12/11/18 11:30	TG
Aroclor-1268 [1]	ND	0.034	mg/Kg dry	1		SW-846 8082A	12/7/18	12/11/18 11:30	TG

Surrogates	% Recovery	Recovery Limits	Flag/Qual	
Decachlorobiphenyl [1]	94.3	30-150		12/11/18 11:30
Decachlorobiphenyl [2]	103	30-150		12/11/18 11:30
Tetrachloro-m-xylene [1]	87.9	30-150		12/11/18 11:30
Tetrachloro-m-xylene [2]	90.8	30-150		12/11/18 11:30

con-test® ANALYTICAL LABORATORY
39 Spruce Street * East Longmeadow, MA 01028 * FAX 413/525-6405 * TEL. 413/525-2332

Project Location: 27 Parsons Ln., Durham, CT | Sample Description: | Work Order: 18L0278

Date Received: 12/6/2018

Field Sample #: T3-W | Sampled: 12/5/2018 09:30

Sample ID: 18L0278-09

Sample Matrix: Sediment

Conventional Chemistry Parameters by EPA/APHA/SW-846 Methods (Total)

Analyte	Results	RL	Units	Dilution	Flag/Qual	Method	Date Prepared	Date/Time Analyzed	Analyst
% Solids	55.3		% Wt	1		SM 2540G	12/9/18	12/10/18 12:40	AVF

con-test® ANALYTICAL LABORATORY
39 Spruce Street * East Longmeadow, MA 01028 * FAX 413/525-6405 * TEL. 413/525-2332

Project Location: 27 Parsons Ln., Durham, CT | Sample Description: | Work Order: 18L0278

Date Received: 12/6/2018

Field Sample #: T4-E | Sampled: 12/5/2018 09:35

Sample ID: 18L0278-10

Sample Matrix: Sediment

Polychlorinated Biphenyls with 3540 Soxhlet Extraction

Analyte	Results	RL	Units	Dilution	Flag/Qual	Method	Date Prepared	Date/Time Analyzed	Analyst
Aroclor-1016 [1]	ND	0.17	mg/Kg dry	4		SW-846 8082A	12/7/18	12/10/18 16:50	JMB
Aroclor-1221 [1]	ND	0.17	mg/Kg dry	4		SW-846 8082A	12/7/18	12/10/18 16:50	JMB
Aroclor-1232 [1]	ND	0.17	mg/Kg dry	4		SW-846 8082A	12/7/18	12/10/18 16:50	JMB
Aroclor-1242 [1]	ND	0.17	mg/Kg dry	4		SW-846 8082A	12/7/18	12/10/18 16:50	JMB
Aroclor-1248 [1]	ND	0.17	mg/Kg dry	4		SW-846 8082A	12/7/18	12/10/18 16:50	JMB
Aroclor-1254 [2]	0.65	0.17	mg/Kg dry	4		SW-846 8082A	12/7/18	12/10/18 16:50	JMB
Aroclor-1260 [1]	ND	0.17	mg/Kg dry	4		SW-846 8082A	12/7/18	12/10/18 16:50	JMB
Aroclor-1262 [1]	ND	0.17	mg/Kg dry	4		SW-846 8082A	12/7/18	12/10/18 16:50	JMB
Aroclor-1268 [1]	ND	0.17	mg/Kg dry	4		SW-846 8082A	12/7/18	12/10/18 16:50	JMB

Surrogates	% Recovery	Recovery Limits	Flag/Qual	
Decachlorobiphenyl [1]	104	30-150		12/10/18 16:50
Decachlorobiphenyl [2]	95.1	30-150		12/10/18 16:50
Tetrachloro-m-xylene [1]	84.0	30-150		12/10/18 16:50
Tetrachloro-m-xylene [2]	85.1	30-150		12/10/18 16:50

con-test® ANALYTICAL LABORATORY
39 Spruce Street * East Longmeadow, MA 01028 * FAX 413/525-6405 * TEL. 413/525-2332

Project Location: 27 Parsons Ln., Durham, CT
Sample Description:
Work Order: 18L0278

Date Received: 12/6/2018

Field Sample #: T4-E
Sampled: 12/5/2018 09:35

Sample ID: 18L0278-10

Sample Matrix: Sediment

Conventional Chemistry Parameters by EPA/APHA/SW-846 Methods (Total)

Analyte	Results	RL	Units	Dilution	Flag/Qual	Method	Date Prepared	Date/Time Analyzed	Analyst
% Solids	46.2		% Wt	1		SM 2540G	12/9/18	12/10/18 12:40	AVF

con-test® ANALYTICAL LABORATORY
39 Spruce Street * East Longmeadow, MA 01028 * FAX 413/525-6405 * TEL. 413/525-2332

Project Location: 27 Parsons Ln., Durham, CT | Sample Description: | Work Order: 18L0278

Date Received: 12/6/2018

Field Sample #: T4-C | Sampled: 12/5/2018 09:35

Sample ID: 18L0278-11

Sample Matrix: Sediment

Polychlorinated Biphenyls with 3540 Soxhlet Extraction

Analyte	Results	RL	Units	Dilution	Flag/Qual	Method	Date Prepared	Date/Time Analyzed	Analyst
Aroclor-1016 [1]	ND	0.025	mg/Kg dry	1		SW-846 8082A	12/7/18	12/11/18 11:43	TG
Aroclor-1221 [1]	ND	0.025	mg/Kg dry	1		SW-846 8082A	12/7/18	12/11/18 11:43	TG
Aroclor-1232 [1]	ND	0.025	mg/Kg dry	1		SW-846 8082A	12/7/18	12/11/18 11:43	TG
Aroclor-1242 [1]	ND	0.025	mg/Kg dry	1		SW-846 8082A	12/7/18	12/11/18 11:43	TG
Aroclor-1248 [1]	ND	0.025	mg/Kg dry	1		SW-846 8082A	12/7/18	12/11/18 11:43	TG
Aroclor-1254 [1]	0.057	0.025	mg/Kg dry	1		SW-846 8082A	12/7/18	12/11/18 11:43	TG
Aroclor-1260 [1]	ND	0.025	mg/Kg dry	1		SW-846 8082A	12/7/18	12/11/18 11:43	TG
Aroclor-1262 [1]	ND	0.025	mg/Kg dry	1		SW-846 8082A	12/7/18	12/11/18 11:43	TG
Aroclor-1268 [1]	ND	0.025	mg/Kg dry	1		SW-846 8082A	12/7/18	12/11/18 11:43	TG

Surrogates	% Recovery	Recovery Limits	Flag/Qual	
Decachlorobiphenyl [1]	90.5	30-150		12/11/18 11:43
Decachlorobiphenyl [2]	97.2	30-150		12/11/18 11:43
Tetrachloro-m-xylene [1]	81.3	30-150		12/11/18 11:43
Tetrachloro-m-xylene [2]	83.4	30-150		12/11/18 11:43

con-test® ANALYTICAL LABORATORY
39 Spruce Street * East Longmeadow, MA 01028 * FAX 413/525-6405 * TEL. 413/525-2332

Project Location: 27 Parsons Ln., Durham, CT | Sample Description: | Work Order: 18L0278

Date Received: 12/6/2018

Field Sample #: T4-C | Sampled: 12/5/2018 09:35

Sample ID: 18L0278-11

Sample Matrix: Sediment

Conventional Chemistry Parameters by EPA/APHA/SW-846 Methods (Total)

Analyte	Results	RL	Units	Dilution	Flag/Qual	Method	Date Prepared	Date/Time Analyzed	Analyst
% Solids	74.0		% Wt	1		SM 2540G	12/9/18	12/10/18 12:40	AVF

con-test® ANALYTICAL LABORATORY
39 Spruce Street * East Longmeadow, MA 01028 * FAX 413/525-6405 * TEL. 413/525-2332

Project Location: 27 Parsons Ln., Durham, CT | Sample Description: | Work Order: 18L0278

Date Received: 12/6/2018

Field Sample #: T4-W | Sampled: 12/5/2018 09:35

Sample ID: 18L0278-12

Sample Matrix: Sediment

Polychlorinated Biphenyls with 3540 Soxhlet Extraction

Analyte	Results	RL	Units	Dilution	Flag/Qual	Method	Date Prepared	Date/Time Analyzed	Analyst
Aroclor-1016 [1]	ND	0.028	mg/Kg dry	1		SW-846 8082A	12/7/18	12/11/18 11:56	TG
Aroclor-1221 [1]	ND	0.028	mg/Kg dry	1		SW-846 8082A	12/7/18	12/11/18 11:56	TG
Aroclor-1232 [1]	ND	0.028	mg/Kg dry	1		SW-846 8082A	12/7/18	12/11/18 11:56	TG
Aroclor-1242 [1]	ND	0.028	mg/Kg dry	1		SW-846 8082A	12/7/18	12/11/18 11:56	TG
Aroclor-1248 [1]	ND	0.028	mg/Kg dry	1		SW-846 8082A	12/7/18	12/11/18 11:56	TG
Aroclor-1254 [1]	ND	0.028	mg/Kg dry	1		SW-846 8082A	12/7/18	12/11/18 11:56	TG
Aroclor-1260 [1]	ND	0.028	mg/Kg dry	1		SW-846 8082A	12/7/18	12/11/18 11:56	TG
Aroclor-1262 [1]	ND	0.028	mg/Kg dry	1		SW-846 8082A	12/7/18	12/11/18 11:56	TG
Aroclor-1268 [1]	ND	0.028	mg/Kg dry	1		SW-846 8082A	12/7/18	12/11/18 11:56	TG

Surrogates	% Recovery	Recovery Limits	Flag/Qual	
Decachlorobiphenyl [1]	90.3	30-150		12/11/18 11:56
Decachlorobiphenyl [2]	111	30-150		12/11/18 11:56
Tetrachloro-m-xylene [1]	86.9	30-150		12/11/18 11:56
Tetrachloro-m-xylene [2]	88.3	30-150		12/11/18 11:56

con-test® ANALYTICAL LABORATORY
39 Spruce Street * East Longmeadow, MA 01028 * FAX 413/525-6405 * TEL. 413/525-2332

Project Location: 27 Parsons Ln., Durham, CT | Sample Description: | Work Order: 18L0278

Date Received: 12/6/2018

Field Sample #: T4-W | Sampled: 12/5/2018 09:35

Sample ID: 18L0278-12

Sample Matrix: Sediment

Conventional Chemistry Parameters by EPA/APHA/SW-846 Methods (Total)

Analyte	Results	RL	Units	Dilution	Flag/Qual	Method	Date Prepared	Date/Time Analyzed	Analyst
% Solids	67.9		% Wt	1		SM 2540G	12/9/18	12/10/18 12:40	AVF

con-test® ANALYTICAL LABORATORY
39 Spruce Street * East Longmeadow, MA 01028 * FAX 413/525-6405 * TEL. 413/525-2332

Project Location: 27 Parsons Ln., Durham, CT | Sample Description: | Work Order: 18L0278

Date Received: 12/6/2018

Field Sample #: T5-E | Sampled: 12/5/2018 11:35

Sample ID: 18L0278-13

Sample Matrix: Sediment

Polychlorinated Biphenyls with 3540 Soxhlet Extraction

Analyte	Results	RL	Units	Dilution	Flag/Qual	Method	Date Prepared	Date/Time Analyzed	Analyst
Aroclor-1016 [1]	ND	0.028	mg/Kg dry	1		SW-846 8082A	12/7/18	12/11/18 12:09	TG
Aroclor-1221 [1]	ND	0.028	mg/Kg dry	1		SW-846 8082A	12/7/18	12/11/18 12:09	TG
Aroclor-1232 [1]	ND	0.028	mg/Kg dry	1		SW-846 8082A	12/7/18	12/11/18 12:09	TG
Aroclor-1242 [1]	ND	0.028	mg/Kg dry	1		SW-846 8082A	12/7/18	12/11/18 12:09	TG
Aroclor-1248 [1]	ND	0.028	mg/Kg dry	1		SW-846 8082A	12/7/18	12/11/18 12:09	TG
Aroclor-1254 [1]	0.078	0.028	mg/Kg dry	1		SW-846 8082A	12/7/18	12/11/18 12:09	TG
Aroclor-1260 [1]	ND	0.028	mg/Kg dry	1		SW-846 8082A	12/7/18	12/11/18 12:09	TG
Aroclor-1262 [1]	ND	0.028	mg/Kg dry	1		SW-846 8082A	12/7/18	12/11/18 12:09	TG
Aroclor-1268 [1]	ND	0.028	mg/Kg dry	1		SW-846 8082A	12/7/18	12/11/18 12:09	TG

Surrogates	% Recovery	Recovery Limits	Flag/Qual	
Decachlorobiphenyl [1]	87.6	30-150		12/11/18 12:09
Decachlorobiphenyl [2]	92.1	30-150		12/11/18 12:09
Tetrachloro-m-xylene [1]	84.2	30-150		12/11/18 12:09
Tetrachloro-m-xylene [2]	88.5	30-150		12/11/18 12:09

con-test® ANALYTICAL LABORATORY
39 Spruce Street * East Longmeadow, MA 01028 * FAX 413/525-6405 * TEL. 413/525-2332

Project Location: 27 Parsons Ln., Durham, CT
Sample Description:
Work Order: 18L0278

Date Received: 12/6/2018

Field Sample #: T5-E
Sampled: 12/5/2018 11:35

Sample ID: 18L0278-13

Sample Matrix: Sediment

Conventional Chemistry Parameters by EPA/APHA/SW-846 Methods (Total)

Analyte	Results	RL	Units	Dilution	Flag/Qual	Method	Date Prepared	Date/Time Analyzed	Analyst
% Solids	68.0		% Wt	1		SM 2540G	12/9/18	12/10/18 12:40	AVF

con-test® ANALYTICAL LABORATORY
39 Spruce Street * East Longmeadow, MA 01028 * FAX 413/525-6405 * TEL. 413/525-2332

Project Location: 27 Parsons Ln., Durham, CT | Sample Description: | Work Order: 18L0278

Date Received: 12/6/2018

Field Sample #: T5-C | Sampled: 12/5/2018 11:25

Sample ID: 18L0278-14

Sample Matrix: Sediment

Polychlorinated Biphenyls with 3540 Soxhlet Extraction

Analyte	Results	RL	Units	Dilution	Flag/Qual	Method	Date Prepared	Date/Time Analyzed	Analyst
Aroclor-1016 [1]	ND	0.024	mg/Kg dry	1		SW-846 8082A	12/7/18	12/11/18 12:21	TG
Aroclor-1221 [1]	ND	0.024	mg/Kg dry	1		SW-846 8082A	12/7/18	12/11/18 12:21	TG
Aroclor-1232 [1]	ND	0.024	mg/Kg dry	1		SW-846 8082A	12/7/18	12/11/18 12:21	TG
Aroclor-1242 [1]	ND	0.024	mg/Kg dry	1		SW-846 8082A	12/7/18	12/11/18 12:21	TG
Aroclor-1248 [1]	ND	0.024	mg/Kg dry	1		SW-846 8082A	12/7/18	12/11/18 12:21	TG
Aroclor-1254 [1]	ND	0.024	mg/Kg dry	1		SW-846 8082A	12/7/18	12/11/18 12:21	TG
Aroclor-1260 [1]	ND	0.024	mg/Kg dry	1		SW-846 8082A	12/7/18	12/11/18 12:21	TG
Aroclor-1262 [1]	ND	0.024	mg/Kg dry	1		SW-846 8082A	12/7/18	12/11/18 12:21	TG
Aroclor-1268 [1]	ND	0.024	mg/Kg dry	1		SW-846 8082A	12/7/18	12/11/18 12:21	TG

Surrogates	% Recovery	Recovery Limits	Flag/Qual	
Decachlorobiphenyl [1]	84.2	30-150		12/11/18 12:21
Decachlorobiphenyl [2]	87.3	30-150		12/11/18 12:21
Tetrachloro-m-xylene [1]	81.8	30-150		12/11/18 12:21
Tetrachloro-m-xylene [2]	88.0	30-150		12/11/18 12:21

con-test® ANALYTICAL LABORATORY
39 Spruce Street * East Longmeadow, MA 01028 * FAX 413/525-6405 * TEL. 413/525-2332

Project Location: 27 Parsons Ln., Durham, CT | Sample Description: | Work Order: 18L0278

Date Received: 12/6/2018

Field Sample #: T5-C | Sampled: 12/5/2018 11:25

Sample ID: 18L0278-14

Sample Matrix: Sediment

Conventional Chemistry Parameters by EPA/APHA/SW-846 Methods (Total)

Analyte	Results	RL	Units	Dilution	Flag/Qual	Method	Date Prepared	Date/Time Analyzed	Analyst
% Solids	82.5		% Wt	1		SM 2540G	12/9/18	12/10/18 12:40	AVF

con-test® ANALYTICAL LABORATORY
39 Spruce Street * East Longmeadow, MA 01028 * FAX 413/525-6405 * TEL. 413/525-2332

Project Location: 27 Parsons Ln., Durham, CT | Sample Description: | Work Order: 18L0278

Date Received: 12/6/2018

Field Sample #: T5-W | Sampled: 12/5/2018 11:30

Sample ID: 18L0278-15

Sample Matrix: Sediment

Polychlorinated Biphenyls with 3540 Soxhlet Extraction

Analyte	Results	RL	Units	Dilution	Flag/Qual	Method	Date Prepared	Date/Time Analyzed	Analyst
Aroclor-1016 [1]	ND	0.035	mg/Kg dry	1		SW-846 8082A	12/7/18	12/11/18 12:34	TG
Aroclor-1221 [1]	ND	0.035	mg/Kg dry	1		SW-846 8082A	12/7/18	12/11/18 12:34	TG
Aroclor-1232 [1]	ND	0.035	mg/Kg dry	1		SW-846 8082A	12/7/18	12/11/18 12:34	TG
Aroclor-1242 [1]	ND	0.035	mg/Kg dry	1		SW-846 8082A	12/7/18	12/11/18 12:34	TG
Aroclor-1248 [1]	ND	0.035	mg/Kg dry	1		SW-846 8082A	12/7/18	12/11/18 12:34	TG
Aroclor-1254 [1]	ND	0.035	mg/Kg dry	1		SW-846 8082A	12/7/18	12/11/18 12:34	TG
Aroclor-1260 [1]	ND	0.035	mg/Kg dry	1		SW-846 8082A	12/7/18	12/11/18 12:34	TG
Aroclor-1262 [1]	ND	0.035	mg/Kg dry	1		SW-846 8082A	12/7/18	12/11/18 12:34	TG
Aroclor-1268 [1]	ND	0.035	mg/Kg dry	1		SW-846 8082A	12/7/18	12/11/18 12:34	TG

Surrogates	% Recovery	Recovery Limits	Flag/Qual	
Decachlorobiphenyl [1]	94.6	30-150		12/11/18 12:34
Decachlorobiphenyl [2]	98.8	30-150		12/11/18 12:34
Tetrachloro-m-xylene [1]	88.1	30-150		12/11/18 12:34
Tetrachloro-m-xylene [2]	94.2	30-150		12/11/18 12:34

con-test® ANALYTICAL LABORATORY
39 Spruce Street * East Longmeadow, MA 01028 * FAX 413/525-6405 * TEL. 413/525-2332

Project Location: 27 Parsons Ln., Durham, CT
Sample Description:
Work Order: 18L0278

Date Received: 12/6/2018

Field Sample #: T5-W
Sampled: 12/5/2018 11:30

Sample ID: 18L0278-15

Sample Matrix: Sediment

Conventional Chemistry Parameters by EPA/APHA/SW-846 Methods (Total)

Analyte	Results	RL	Units	Dilution	Flag/Qual	Method	Date Prepared	Date/Time Analyzed	Analyst
% Solids	52.3		% Wt	1		SM 2540G	12/9/18	12/10/18 12:41	AVF

con-test® ANALYTICAL LABORATORY
39 Spruce Street * East Longmeadow, MA 01028 * FAX 413/525-6405 * TEL. 413/525-2332

Project Location: 27 Parsons Ln., Durham, CT | Sample Description: | Work Order: 18L0278

Date Received: 12/6/2018

Field Sample #: T6-E | Sampled: 12/5/2018 11:10

Sample ID: 18L0278-16

Sample Matrix: Sediment

Polychlorinated Biphenyls with 3540 Soxhlet Extraction

Analyte	Results	RL	Units	Dilution	Flag/Qual	Method	Date Prepared	Date/Time Analyzed	Analyst
Aroclor-1016 [1]	ND	0.027	mg/Kg dry	1		SW-846 8082A	12/7/18	12/11/18 11:29	AYH
Aroclor-1221 [1]	ND	0.027	mg/Kg dry	1		SW-846 8082A	12/7/18	12/11/18 11:29	AYH
Aroclor-1232 [1]	ND	0.027	mg/Kg dry	1		SW-846 8082A	12/7/18	12/11/18 11:29	AYH
Aroclor-1242 [1]	ND	0.027	mg/Kg dry	1		SW-846 8082A	12/7/18	12/11/18 11:29	AYH
Aroclor-1248 [1]	ND	0.027	mg/Kg dry	1		SW-846 8082A	12/7/18	12/11/18 11:29	AYH
Aroclor-1254 [1]	ND	0.027	mg/Kg dry	1		SW-846 8082A	12/7/18	12/11/18 11:29	AYH
Aroclor-1260 [1]	ND	0.027	mg/Kg dry	1		SW-846 8082A	12/7/18	12/11/18 11:29	AYH
Aroclor-1262 [1]	ND	0.027	mg/Kg dry	1		SW-846 8082A	12/7/18	12/11/18 11:29	AYH
Aroclor-1268 [1]	ND	0.027	mg/Kg dry	1		SW-846 8082A	12/7/18	12/11/18 11:29	AYH

Surrogates	% Recovery	Recovery Limits	Flag/Qual	
Decachlorobiphenyl [1]	104	30-150		12/11/18 11:29
Decachlorobiphenyl [2]	95.0	30-150		12/11/18 11:29
Tetrachloro-m-xylene [1]	91.9	30-150		12/11/18 11:29
Tetrachloro-m-xylene [2]	94.4	30-150		12/11/18 11:29

con-test® ANALYTICAL LABORATORY
39 Spruce Street * East Longmeadow, MA 01028 * FAX 413/525-6405 * TEL. 413/525-2332

Project Location: 27 Parsons Ln., Durham, CT
Sample Description:
Work Order: 18L0278

Date Received: 12/6/2018

Field Sample #: T6-E
Sampled: 12/5/2018 11:10

Sample ID: 18L0278-16

Sample Matrix: Sediment

Conventional Chemistry Parameters by EPA/APHA/SW-846 Methods (Total)

Analyte	Results	RL	Units	Dilution	Flag/Qual	Method	Date Prepared	Date/Time Analyzed	Analyst
% Solids	71.5		% Wt	1		SM 2540G	12/9/18	12/10/18 12:41	AVF

con-test® ANALYTICAL LABORATORY
39 Spruce Street * East Longmeadow, MA 01028 * FAX 413/525-6405 * TEL. 413/525-2332

Project Location: 27 Parsons Ln., Durham, CT
Sample Description:
Work Order: 18L0278

Date Received: 12/6/2018

Field Sample #: T6-C
Sampled: 12/5/2018 11:05

Sample ID: 18L0278-17

Sample Matrix: Sediment

Polychlorinated Biphenyls with 3540 Soxhlet Extraction

Analyte	Results	RL	Units	Dilution	Flag/Qual	Method	Date Prepared	Date/Time Analyzed	Analyst
Aroclor-1016 [1]	ND	0.022	mg/Kg dry	1		SW-846 8082A	12/7/18	12/11/18 11:41	AYH
Aroclor-1221 [1]	ND	0.022	mg/Kg dry	1		SW-846 8082A	12/7/18	12/11/18 11:41	AYH
Aroclor-1232 [1]	ND	0.022	mg/Kg dry	1		SW-846 8082A	12/7/18	12/11/18 11:41	AYH
Aroclor-1242 [1]	ND	0.022	mg/Kg dry	1		SW-846 8082A	12/7/18	12/11/18 11:41	AYH
Aroclor-1248 [1]	ND	0.022	mg/Kg dry	1		SW-846 8082A	12/7/18	12/11/18 11:41	AYH
Aroclor-1254 [1]	ND	0.022	mg/Kg dry	1		SW-846 8082A	12/7/18	12/11/18 11:41	AYH
Aroclor-1260 [1]	ND	0.022	mg/Kg dry	1		SW-846 8082A	12/7/18	12/11/18 11:41	AYH
Aroclor-1262 [1]	ND	0.022	mg/Kg dry	1		SW-846 8082A	12/7/18	12/11/18 11:41	AYH
Aroclor-1268 [1]	ND	0.022	mg/Kg dry	1		SW-846 8082A	12/7/18	12/11/18 11:41	AYH

Surrogates	% Recovery	Recovery Limits	Flag/Qual	
Decachlorobiphenyl [1]	91.2	30-150		12/11/18 11:41
Decachlorobiphenyl [2]	83.0	30-150		12/11/18 11:41
Tetrachloro-m-xylene [1]	83.4	30-150		12/11/18 11:41
Tetrachloro-m-xylene [2]	86.0	30-150		12/11/18 11:41

con-test® ANALYTICAL LABORATORY
39 Spruce Street * East Longmeadow, MA 01028 * FAX 413/525-6405 * TEL. 413/525-2332

Project Location: 27 Parsons Ln., Durham, CT
Sample Description:
Work Order: 18L0278

Date Received: 12/6/2018

Field Sample #: T6-C
Sampled: 12/5/2018 11:05

Sample ID: 18L0278-17

Sample Matrix: Sediment

Conventional Chemistry Parameters by EPA/APHA/SW-846 Methods (Total)

Analyte	Results	RL	Units	Dilution	Flag/Qual	Method	Date Prepared	Date/Time Analyzed	Analyst
% Solids	82.8		% Wt	1		SM 2540G	12/9/18	12/10/18 12:41	AVF

39 Spruce Street * East Longmeadow, MA 01028 * FAX 413/525-6405 * TEL. 413/525-2332

Project Location: 27 Parsons Ln., Durham, CT | Sample Description: | Work Order: 18L0278

Date Received: 12/6/2018

Field Sample #: T6-W | Sampled: 12/5/2018 11:15

Sample ID: 18L0278-18

Sample Matrix: Sediment

Polychlorinated Biphenyls with 3540 Soxhlet Extraction

Analyte	Results	RL	Units	Dilution	Flag/Qual	Method	Date Prepared	Date/Time Analyzed	Analyst
Aroclor-1016 [1]	ND	0.026	mg/Kg dry	1		SW-846 8082A	12/7/18	12/11/18 11:53	AYH
Aroclor-1221 [1]	ND	0.026	mg/Kg dry	1		SW-846 8082A	12/7/18	12/11/18 11:53	AYH
Aroclor-1232 [1]	ND	0.026	mg/Kg dry	1		SW-846 8082A	12/7/18	12/11/18 11:53	AYH
Aroclor-1242 [1]	ND	0.026	mg/Kg dry	1		SW-846 8082A	12/7/18	12/11/18 11:53	AYH
Aroclor-1248 [1]	ND	0.026	mg/Kg dry	1		SW-846 8082A	12/7/18	12/11/18 11:53	AYH
Aroclor-1254 [1]	ND	0.026	mg/Kg dry	1		SW-846 8082A	12/7/18	12/11/18 11:53	AYH
Aroclor-1260 [1]	ND	0.026	mg/Kg dry	1		SW-846 8082A	12/7/18	12/11/18 11:53	AYH
Aroclor-1262 [1]	ND	0.026	mg/Kg dry	1		SW-846 8082A	12/7/18	12/11/18 11:53	AYH
Aroclor-1268 [1]	ND	0.026	mg/Kg dry	1		SW-846 8082A	12/7/18	12/11/18 11:53	AYH

Surrogates	% Recovery	Recovery Limits	Flag/Qual	
Decachlorobiphenyl [1]	107	30-150		12/11/18 11:53
Decachlorobiphenyl [2]	98.3	30-150		12/11/18 11:53
Tetrachloro-m-xylene [1]	91.8	30-150		12/11/18 11:53
Tetrachloro-m-xylene [2]	94.6	30-150		12/11/18 11:53

con-test® ANALYTICAL LABORATORY
39 Spruce Street * East Longmeadow, MA 01028 * FAX 413/525-6405 * TEL. 413/525-2332

Project Location: 27 Parsons Ln., Durham, CT
Sample Description:
Work Order: 18L0278

Date Received: 12/6/2018

Field Sample #: T6-W
Sampled: 12/5/2018 11:15

Sample ID: 18L0278-18

Sample Matrix: Sediment

Conventional Chemistry Parameters by EPA/APHA/SW-846 Methods (Total)

Analyte	Results	RL	Units	Dilution	Flag/Qual	Method	Date Prepared	Date/Time Analyzed	Analyst
% Solids	77.1		% Wt	1		SM 2540G	12/9/18	12/10/18 12:41	AVF

con-test® ANALYTICAL LABORATORY
39 Spruce Street * East Longmeadow, MA 01028 * FAX 413/525-6405 * TEL. 413/525-2332

Project Location: 27 Parsons Ln., Durham, CT
Sample Description:
Work Order: 18L0278

Date Received: 12/6/2018

Field Sample #: T7-E
Sampled: 12/5/2018 11:50

Sample ID: 18L0278-19

Sample Matrix: Sediment

Polychlorinated Biphenyls with 3540 Soxhlet Extraction

Analyte	Results	RL	Units	Dilution	Flag/Qual	Method	Date Prepared	Date/Time Analyzed	Analyst
Aroclor-1016 [1]	ND	0.037	mg/Kg dry	1		SW-846 8082A	12/7/18	12/11/18 12:06	AYH
Aroclor-1221 [1]	ND	0.037	mg/Kg dry	1		SW-846 8082A	12/7/18	12/11/18 12:06	AYH
Aroclor-1232 [1]	ND	0.037	mg/Kg dry	1		SW-846 8082A	12/7/18	12/11/18 12:06	AYH
Aroclor-1242 [1]	ND	0.037	mg/Kg dry	1		SW-846 8082A	12/7/18	12/11/18 12:06	AYH
Aroclor-1248 [1]	ND	0.037	mg/Kg dry	1		SW-846 8082A	12/7/18	12/11/18 12:06	AYH
Aroclor-1254 [2]	0.041	0.037	mg/Kg dry	1		SW-846 8082A	12/7/18	12/11/18 12:06	AYH
Aroclor-1260 [1]	ND	0.037	mg/Kg dry	1		SW-846 8082A	12/7/18	12/11/18 12:06	AYH
Aroclor-1262 [1]	ND	0.037	mg/Kg dry	1		SW-846 8082A	12/7/18	12/11/18 12:06	AYH
Aroclor-1268 [1]	ND	0.037	mg/Kg dry	1		SW-846 8082A	12/7/18	12/11/18 12:06	AYH

Surrogates	% Recovery	Recovery Limits	Flag/Qual	
Decachlorobiphenyl [1]	110	30-150		12/11/18 12:06
Decachlorobiphenyl [2]	110	30-150		12/11/18 12:06
Tetrachloro-m-xylene [1]	92.4	30-150		12/11/18 12:06
Tetrachloro-m-xylene [2]	94.1	30-150		12/11/18 12:06

con-test® ANALYTICAL LABORATORY
39 Spruce Street * East Longmeadow, MA 01028 * FAX 413/525-6405 * TEL. 413/525-2332

Project Location: 27 Parsons Ln., Durham, CT
Sample Description:
Work Order: 18L0278

Date Received: 12/6/2018

Field Sample #: T7-E
Sampled: 12/5/2018 11:50

Sample ID: 18L0278-19

Sample Matrix: Sediment

Conventional Chemistry Parameters by EPA/APHA/SW-846 Methods (Total)

Analyte	Results	RL	Units	Dilution	Flag/Qual	Method	Date Prepared	Date/Time Analyzed	Analyst
% Solids	51.8		% Wt	1		SM 2540G	12/9/18	12/10/18 12:41	AVF

con-test® ANALYTICAL LABORATORY
39 Spruce Street * East Longmeadow, MA 01028 * FAX 413/525-6405 * TEL. 413/525-2332

Project Location: 27 Parsons Ln., Durham, CT | Sample Description: | Work Order: 18L0278

Date Received: 12/6/2018

Field Sample #: T7-C | Sampled: 12/5/2018 11:45

Sample ID: 18L0278-20

Sample Matrix: Sediment

Polychlorinated Biphenyls with 3540 Soxhlet Extraction

Analyte	Results	RL	Units	Dilution	Flag/Qual	Method	Date Prepared	Date/Time Analyzed	Analyst
Aroclor-1016 [1]	ND	0.031	mg/Kg dry	1		SW-846 8082A	12/7/18	12/11/18 12:18	AYH
Aroclor-1221 [1]	ND	0.031	mg/Kg dry	1		SW-846 8082A	12/7/18	12/11/18 12:18	AYH
Aroclor-1232 [1]	ND	0.031	mg/Kg dry	1		SW-846 8082A	12/7/18	12/11/18 12:18	AYH
Aroclor-1242 [1]	ND	0.031	mg/Kg dry	1		SW-846 8082A	12/7/18	12/11/18 12:18	AYH
Aroclor-1248 [1]	ND	0.031	mg/Kg dry	1		SW-846 8082A	12/7/18	12/11/18 12:18	AYH
Aroclor-1254 [1]	ND	0.031	mg/Kg dry	1		SW-846 8082A	12/7/18	12/11/18 12:18	AYH
Aroclor-1260 [1]	ND	0.031	mg/Kg dry	1		SW-846 8082A	12/7/18	12/11/18 12:18	AYH
Aroclor-1262 [1]	ND	0.031	mg/Kg dry	1		SW-846 8082A	12/7/18	12/11/18 12:18	AYH
Aroclor-1268 [1]	ND	0.031	mg/Kg dry	1		SW-846 8082A	12/7/18	12/11/18 12:18	AYH

Surrogates	% Recovery	Recovery Limits	Flag/Qual	
Decachlorobiphenyl [1]	109	30-150		12/11/18 12:18
Decachlorobiphenyl [2]	104	30-150		12/11/18 12:18
Tetrachloro-m-xylene [1]	93.8	30-150		12/11/18 12:18
Tetrachloro-m-xylene [2]	96.1	30-150		12/11/18 12:18

con-test® ANALYTICAL LABORATORY
39 Spruce Street * East Longmeadow, MA 01028 * FAX 413/525-6405 * TEL. 413/525-2332

Project Location: 27 Parsons Ln., Durham, CT | Sample Description: | Work Order: 18L0278

Date Received: 12/6/2018

Field Sample #: T7-C | Sampled: 12/5/2018 11:45

Sample ID: 18L0278-20

Sample Matrix: Sediment

Conventional Chemistry Parameters by EPA/APHA/SW-846 Methods (Total)

Analyte	Results	RL	Units	Dilution	Flag/Qual	Method	Date Prepared	Date/Time Analyzed	Analyst
% Solids	61.1		% Wt	1		SM 2540G	12/9/18	12/10/18 12:41	AVF

con-test® ANALYTICAL LABORATORY
39 Spruce Street * East Longmeadow, MA 01028 * FAX 413/525-6405 * TEL. 413/525-2332

Project Location: 27 Parsons Ln., Durham, CT | Sample Description: | Work Order: 18L0278

Date Received: 12/6/2018

Field Sample #: T7-W | Sampled: 12/5/2018 11:55

Sample ID: 18L0278-21

Sample Matrix: Sediment

Polychlorinated Biphenyls with 3540 Soxhlet Extraction

Analyte	Results	RL	Units	Dilution	Flag/Qual	Method	Date Prepared	Date/Time Analyzed	Analyst
Aroclor-1016 [1]	ND	0.033	mg/Kg dry	1		SW-846 8082A	12/7/18	12/11/18 10:07	WAL
Aroclor-1221 [1]	ND	0.033	mg/Kg dry	1		SW-846 8082A	12/7/18	12/11/18 10:07	WAL
Aroclor-1232 [1]	ND	0.033	mg/Kg dry	1		SW-846 8082A	12/7/18	12/11/18 10:07	WAL
Aroclor-1242 [1]	ND	0.033	mg/Kg dry	1		SW-846 8082A	12/7/18	12/11/18 10:07	WAL
Aroclor-1248 [1]	ND	0.033	mg/Kg dry	1		SW-846 8082A	12/7/18	12/11/18 10:07	WAL
Aroclor-1254 [1]	ND	0.033	mg/Kg dry	1		SW-846 8082A	12/7/18	12/11/18 10:07	WAL
Aroclor-1260 [1]	ND	0.033	mg/Kg dry	1		SW-846 8082A	12/7/18	12/11/18 10:07	WAL
Aroclor-1262 [1]	ND	0.033	mg/Kg dry	1		SW-846 8082A	12/7/18	12/11/18 10:07	WAL
Aroclor-1268 [1]	ND	0.033	mg/Kg dry	1		SW-846 8082A	12/7/18	12/11/18 10:07	WAL

Surrogates	% Recovery	Recovery Limits	Flag/Qual	
Decachlorobiphenyl [1]	59.1	30-150		12/11/18 10:07
Decachlorobiphenyl [2]	65.7	30-150		12/11/18 10:07
Tetrachloro-m-xylene [1]	68.3	30-150		12/11/18 10:07
Tetrachloro-m-xylene [2]	72.9	30-150		12/11/18 10:07

con-test® ANALYTICAL LABORATORY
39 Spruce Street * East Longmeadow, MA 01028 * FAX 413/525-6405 * TEL. 413/525-2332

Project Location: 27 Parsons Ln., Durham, CT | Sample Description: | Work Order: 18L0278

Date Received: 12/6/2018

Field Sample #: T7-W | Sampled: 12/5/2018 11:55

Sample ID: 18L0278-21

Sample Matrix: Sediment

Conventional Chemistry Parameters by EPA/APHA/SW-846 Methods (Total)

Analyte	Results	RL	Units	Dilution	Flag/Qual	Method	Date Prepared	Date/Time Analyzed	Analyst
% Solids	59.8		% Wt	1		SM 2540G	12/9/18	12/10/18 12:41	AVF

con-test® ANALYTICAL LABORATORY
39 Spruce Street * East Longmeadow, MA 01028 * FAX 413/525-6405 * TEL. 413/525-2332

Project Location: 27 Parsons Ln., Durham, CT | Sample Description: | Work Order: 18L0278

Date Received: 12/6/2018

Field Sample #: T8-E | Sampled: 12/5/2018 12:00

Sample ID: 18L0278-22

Sample Matrix: Sediment

Polychlorinated Biphenyls with 3540 Soxhlet Extraction

Analyte	Results	RL	Units	Dilution	Flag/Qual	Method	Date Prepared	Date/Time Analyzed	Analyst
Aroclor-1016 [1]	ND	0.037	mg/Kg dry	1		SW-846 8082A	12/7/18	12/11/18 10:19	WAL
Aroclor-1221 [1]	ND	0.037	mg/Kg dry	1		SW-846 8082A	12/7/18	12/11/18 10:19	WAL
Aroclor-1232 [1]	ND	0.037	mg/Kg dry	1		SW-846 8082A	12/7/18	12/11/18 10:19	WAL
Aroclor-1242 [1]	ND	0.037	mg/Kg dry	1		SW-846 8082A	12/7/18	12/11/18 10:19	WAL
Aroclor-1248 [1]	ND	0.037	mg/Kg dry	1		SW-846 8082A	12/7/18	12/11/18 10:19	WAL
Aroclor-1254 [1]	ND	0.037	mg/Kg dry	1		SW-846 8082A	12/7/18	12/11/18 10:19	WAL
Aroclor-1260 [1]	ND	0.037	mg/Kg dry	1		SW-846 8082A	12/7/18	12/11/18 10:19	WAL
Aroclor-1262 [1]	ND	0.037	mg/Kg dry	1		SW-846 8082A	12/7/18	12/11/18 10:19	WAL
Aroclor-1268 [1]	ND	0.037	mg/Kg dry	1		SW-846 8082A	12/7/18	12/11/18 10:19	WAL

Surrogates	% Recovery	Recovery Limits	Flag/Qual	
Decachlorobiphenyl [1]	84.7	30-150		12/11/18 10:19
Decachlorobiphenyl [2]	96.2	30-150		12/11/18 10:19
Tetrachloro-m-xylene [1]	80.9	30-150		12/11/18 10:19
Tetrachloro-m-xylene [2]	85.0	30-150		12/11/18 10:19

con-test® ANALYTICAL LABORATORY
39 Spruce Street * East Longmeadow, MA 01028 * FAX 413/525-6405 * TEL. 413/525-2332

Project Location: 27 Parsons Ln., Durham, CT
Sample Description:
Work Order: 18L0278

Date Received: 12/6/2018

Field Sample #: T8-E
Sampled: 12/5/2018 12:00

Sample ID: 18L0278-22

Sample Matrix: Sediment

Conventional Chemistry Parameters by EPA/APHA/SW-846 Methods (Total)

Analyte	Results	RL	Units	Dilution	Flag/Qual	Method	Date Prepared	Date/Time Analyzed	Analyst
% Solids	52.8		% Wt	1		SM 2540G	12/9/18	12/10/18 12:41	AVF

con-test® ANALYTICAL LABORATORY
39 Spruce Street * East Longmeadow, MA 01028 * FAX 413/525-6405 * TEL. 413/525-2332

Project Location: 27 Parsons Ln., Durham, CT | Sample Description: | Work Order: 18L0278

Date Received: 12/6/2018

Field Sample #: T8-C | Sampled: 12/5/2018 12:05

Sample ID: 18L0278-23

Sample Matrix: Sediment

Polychlorinated Biphenyls with 3540 Soxhlet Extraction

Analyte	Results	RL	Units	Dilution	Flag/Qual	Method	Date Prepared	Date/Time Analyzed	Analyst
Aroclor-1016 [1]	ND	0.045	mg/Kg dry	1		SW-846 8082A	12/7/18	12/11/18 10:32	WAL
Aroclor-1221 [1]	ND	0.045	mg/Kg dry	1		SW-846 8082A	12/7/18	12/11/18 10:32	WAL
Aroclor-1232 [1]	ND	0.045	mg/Kg dry	1		SW-846 8082A	12/7/18	12/11/18 10:32	WAL
Aroclor-1242 [1]	ND	0.045	mg/Kg dry	1		SW-846 8082A	12/7/18	12/11/18 10:32	WAL
Aroclor-1248 [1]	ND	0.045	mg/Kg dry	1		SW-846 8082A	12/7/18	12/11/18 10:32	WAL
Aroclor-1254 [1]	ND	0.045	mg/Kg dry	1		SW-846 8082A	12/7/18	12/11/18 10:32	WAL
Aroclor-1260 [1]	ND	0.045	mg/Kg dry	1		SW-846 8082A	12/7/18	12/11/18 10:32	WAL
Aroclor-1262 [1]	ND	0.045	mg/Kg dry	1		SW-846 8082A	12/7/18	12/11/18 10:32	WAL
Aroclor-1268 [1]	ND	0.045	mg/Kg dry	1		SW-846 8082A	12/7/18	12/11/18 10:32	WAL

Surrogates	% Recovery	Recovery Limits	Flag/Qual	
Decachlorobiphenyl [1]	79.0	30-150		12/11/18 10:32
Decachlorobiphenyl [2]	98.2	30-150		12/11/18 10:32
Tetrachloro-m-xylene [1]	74.3	30-150		12/11/18 10:32
Tetrachloro-m-xylene [2]	78.1	30-150		12/11/18 10:32

con-test® ANALYTICAL LABORATORY
39 Spruce Street * East Longmeadow, MA 01028 * FAX 413/525-6405 * TEL. 413/525-2332

Project Location: 27 Parsons Ln., Durham, CT
Sample Description:
Work Order: 18L0278

Date Received: 12/6/2018

Field Sample #: T8-C
Sampled: 12/5/2018 12:05

Sample ID: 18L0278-23

Sample Matrix: Sediment

Conventional Chemistry Parameters by EPA/APHA/SW-846 Methods (Total)

Analyte	Results	RL	Units	Dilution	Flag/Qual	Method	Date Prepared	Date/Time Analyzed	Analyst
% Solids	43.4		% Wt	1		SM 2540G	12/9/18	12/10/18 12:41	AVF

con-test® ANALYTICAL LABORATORY
39 Spruce Street * East Longmeadow, MA 01028 * FAX 413/525-6405 * TEL. 413/525-2332

Project Location: 27 Parsons Ln., Durham, CT
Sample Description:
Work Order: 18L0278

Date Received: 12/6/2018

Field Sample #: T8-W
Sampled: 12/5/2018 12:05

Sample ID: 18L0278-24

Sample Matrix: Sediment

Polychlorinated Biphenyls with 3540 Soxhlet Extraction

Analyte	Results	RL	Units	Dilution	Flag/Qual	Method	Date Prepared	Date/Time Analyzed	Analyst
Aroclor-1016 [1]	ND	0.052	mg/Kg dry	1		SW-846 8082A	12/7/18	12/11/18 10:44	WAL
Aroclor-1221 [1]	ND	0.052	mg/Kg dry	1		SW-846 8082A	12/7/18	12/11/18 10:44	WAL
Aroclor-1232 [1]	ND	0.052	mg/Kg dry	1		SW-846 8082A	12/7/18	12/11/18 10:44	WAL
Aroclor-1242 [1]	ND	0.052	mg/Kg dry	1		SW-846 8082A	12/7/18	12/11/18 10:44	WAL
Aroclor-1248 [1]	ND	0.052	mg/Kg dry	1		SW-846 8082A	12/7/18	12/11/18 10:44	WAL
Aroclor-1254 [1]	ND	0.052	mg/Kg dry	1		SW-846 8082A	12/7/18	12/11/18 10:44	WAL
Aroclor-1260 [1]	ND	0.052	mg/Kg dry	1		SW-846 8082A	12/7/18	12/11/18 10:44	WAL
Aroclor-1262 [1]	ND	0.052	mg/Kg dry	1		SW-846 8082A	12/7/18	12/11/18 10:44	WAL
Aroclor-1268 [1]	ND	0.052	mg/Kg dry	1		SW-846 8082A	12/7/18	12/11/18 10:44	WAL

Surrogates	% Recovery	Recovery Limits	Flag/Qual	
Decachlorobiphenyl [1]	85.6	30-150		12/11/18 10:44
Decachlorobiphenyl [2]	95.6	30-150		12/11/18 10:44
Tetrachloro-m-xylene [1]	80.6	30-150		12/11/18 10:44
Tetrachloro-m-xylene [2]	85.1	30-150		12/11/18 10:44

con-test® ANALYTICAL LABORATORY
39 Spruce Street * East Longmeadow, MA 01028 * FAX 413/525-6405 * TEL. 413/525-2332

Project Location: 27 Parsons Ln., Durham, CT
Sample Description:
Work Order: 18L0278

Date Received: 12/6/2018

Field Sample #: T8-W
Sampled: 12/5/2018 12:05

Sample ID: 18L0278-24

Sample Matrix: Sediment

Conventional Chemistry Parameters by EPA/APHA/SW-846 Methods (Total)

Analyte	Results	RL	Units	Dilution	Flag/Qual	Method	Date Prepared	Date/Time Analyzed	Analyst
% Solids	37.1		% Wt	1		SM 2540G	12/9/18	12/10/18 12:41	AVF

con-test® ANALYTICAL LABORATORY
39 Spruce Street * East Longmeadow, MA 01028 * FAX 413/525-6405 * TEL. 413/525-2332

Project Location: 27 Parsons Ln., Durham, CT | Sample Description: | Work Order: 18L0278

Date Received: 12/6/2018

Field Sample #: DUP-SE1 | Sampled: 12/5/2018 11:50

Sample ID: 18L0278-25

Sample Matrix: Sediment

Polychlorinated Biphenyls with 3540 Soxhlet Extraction

Analyte	Results	RL	Units	Dilution	Flag/Qual	Method	Date Prepared	Date/Time Analyzed	Analyst
Aroclor-1016 [1]	ND	0.041	mg/Kg dry	1		SW-846 8082A	12/7/18	12/11/18 10:56	WAL
Aroclor-1221 [1]	ND	0.041	mg/Kg dry	1		SW-846 8082A	12/7/18	12/11/18 10:56	WAL
Aroclor-1232 [1]	ND	0.041	mg/Kg dry	1		SW-846 8082A	12/7/18	12/11/18 10:56	WAL
Aroclor-1242 [1]	ND	0.041	mg/Kg dry	1		SW-846 8082A	12/7/18	12/11/18 10:56	WAL
Aroclor-1248 [1]	ND	0.041	mg/Kg dry	1		SW-846 8082A	12/7/18	12/11/18 10:56	WAL
Aroclor-1254 [2]	0.080	0.041	mg/Kg dry	1		SW-846 8082A	12/7/18	12/11/18 10:56	WAL
Aroclor-1260 [1]	ND	0.041	mg/Kg dry	1		SW-846 8082A	12/7/18	12/11/18 10:56	WAL
Aroclor-1262 [1]	ND	0.041	mg/Kg dry	1		SW-846 8082A	12/7/18	12/11/18 10:56	WAL
Aroclor-1268 [1]	ND	0.041	mg/Kg dry	1		SW-846 8082A	12/7/18	12/11/18 10:56	WAL

Surrogates	% Recovery	Recovery Limits	Flag/Qual	
Decachlorobiphenyl [1]	74.7	30-150		12/11/18 10:56
Decachlorobiphenyl [2]	85.9	30-150		12/11/18 10:56
Tetrachloro-m-xylene [1]	75.8	30-150		12/11/18 10:56
Tetrachloro-m-xylene [2]	80.4	30-150		12/11/18 10:56

con-test® ANALYTICAL LABORATORY
39 Spruce Street * East Longmeadow, MA 01028 * FAX 413/525-6405 * TEL. 413/525-2332

Project Location: 27 Parsons Ln., Durham, CT
Sample Description:
Work Order: 18L0278

Date Received: 12/6/2018

Field Sample #: DUP-SE1
Sampled: 12/5/2018 11:50

Sample ID: 18L0278-25

Sample Matrix: Sediment

Conventional Chemistry Parameters by EPA/APHA/SW-846 Methods (Total)

Analyte	Results	RL	Units	Dilution	Flag/Qual	Method	Date Prepared	Date/Time Analyzed	Analyst
% Solids	48.2		% Wt	1		SM 2540G	12/9/18	12/10/18 12:41	AVF

con-test® ANALYTICAL LABORATORY
39 Spruce Street * East Longmeadow, MA 01028 * FAX 413/525-6405 * TEL. 413/525-2332

Project Location: 27 Parsons Ln., Durham, CT | Sample Description: | Work Order: 18L0278

Date Received: 12/6/2018

Field Sample #: DUP-SE2 | Sampled: 12/5/2018 12:00

Sample ID: 18L0278-26

Sample Matrix: Sediment

Polychlorinated Biphenyls with 3540 Soxhlet Extraction

Analyte	Results	RL	Units	Dilution	Flag/Qual	Method	Date Prepared	Date/Time Analyzed	Analyst
Aroclor-1016 [1]	ND	0.034	mg/Kg dry	1		SW-846 8082A	12/7/18	12/11/18 11:08	WAL
Aroclor-1221 [1]	ND	0.034	mg/Kg dry	1		SW-846 8082A	12/7/18	12/11/18 11:08	WAL
Aroclor-1232 [1]	ND	0.034	mg/Kg dry	1		SW-846 8082A	12/7/18	12/11/18 11:08	WAL
Aroclor-1242 [1]	ND	0.034	mg/Kg dry	1		SW-846 8082A	12/7/18	12/11/18 11:08	WAL
Aroclor-1248 [1]	ND	0.034	mg/Kg dry	1		SW-846 8082A	12/7/18	12/11/18 11:08	WAL
Aroclor-1254 [1]	ND	0.034	mg/Kg dry	1		SW-846 8082A	12/7/18	12/11/18 11:08	WAL
Aroclor-1260 [1]	ND	0.034	mg/Kg dry	1		SW-846 8082A	12/7/18	12/11/18 11:08	WAL
Aroclor-1262 [1]	ND	0.034	mg/Kg dry	1		SW-846 8082A	12/7/18	12/11/18 11:08	WAL
Aroclor-1268 [1]	ND	0.034	mg/Kg dry	1		SW-846 8082A	12/7/18	12/11/18 11:08	WAL

Surrogates	% Recovery	Recovery Limits	Flag/Qual	
Decachlorobiphenyl [1]	87.7	30-150		12/11/18 11:08
Decachlorobiphenyl [2]	96.0	30-150		12/11/18 11:08
Tetrachloro-m-xylene [1]	80.8	30-150		12/11/18 11:08
Tetrachloro-m-xylene [2]	84.8	30-150		12/11/18 11:08

con-test® ANALYTICAL LABORATORY
39 Spruce Street * East Longmeadow, MA 01028 * FAX 413/525-6405 * TEL. 413/525-2332

Project Location: 27 Parsons Ln., Durham, CT
Sample Description:
Work Order: 18L0278

Date Received: 12/6/2018

Field Sample #: DUP-SE2
Sampled: 12/5/2018 12:00

Sample ID: 18L0278-26

Sample Matrix: Sediment

Conventional Chemistry Parameters by EPA/APHA/SW-846 Methods (Total)

Analyte	Results	RL	Units	Dilution	Flag/Qual	Method	Date Prepared	Date/Time Analyzed	Analyst
% Solids	55.7		% Wt	1		SM 2540G	12/9/18	12/10/18 12:41	AVF

con-test® ANALYTICAL LABORATORY
39 Spruce Street * East Longmeadow, MA 01028 * FAX 413/525-6405 * TEL. 413/525-2332

Project Location: 27 Parsons Ln., Durham, CT | Sample Description: | Work Order: 18L0278

Date Received: 12/6/2018

Field Sample #: Outfall-1 | Sampled: 12/5/2018 09:55

Sample ID: 18L0278-27

Sample Matrix: Sediment

Polychlorinated Biphenyls with 3540 Soxhlet Extraction

Analyte	Results	RL	Units	Dilution	Flag/Qual	Method	Date Prepared	Date/Time Analyzed	Analyst
Aroclor-1016 [1]	ND	0.61	mg/Kg dry	20		SW-846 8082A	12/7/18	12/11/18 8:58	WAL
Aroclor-1221 [1]	ND	0.61	mg/Kg dry	20		SW-846 8082A	12/7/18	12/11/18 8:58	WAL
Aroclor-1232 [1]	ND	0.61	mg/Kg dry	20		SW-846 8082A	12/7/18	12/11/18 8:58	WAL
Aroclor-1242 [1]	ND	0.61	mg/Kg dry	20		SW-846 8082A	12/7/18	12/11/18 8:58	WAL
Aroclor-1248 [1]	ND	0.61	mg/Kg dry	20		SW-846 8082A	12/7/18	12/11/18 8:58	WAL
Aroclor-1254 [2]	4.4	0.61	mg/Kg dry	20		SW-846 8082A	12/7/18	12/11/18 8:58	WAL
Aroclor-1260 [1]	ND	0.61	mg/Kg dry	20		SW-846 8082A	12/7/18	12/11/18 8:58	WAL
Aroclor-1262 [1]	ND	0.61	mg/Kg dry	20		SW-846 8082A	12/7/18	12/11/18 8:58	WAL
Aroclor-1268 [1]	ND	0.61	mg/Kg dry	20		SW-846 8082A	12/7/18	12/11/18 8:58	WAL

Surrogates	% Recovery	Recovery Limits	Flag/Qual		
Decachlorobiphenyl [1]	81.8	30-150		12/11/18 8:58	
Decachlorobiphenyl [2]	94.7	30-150		12/11/18 8:58	
Tetrachloro-m-xylene [1]	60.7	30-150		12/11/18 8:58	
Tetrachloro-m-xylene [2]	69.7	30-150		12/11/18 8:58	

con-test® ANALYTICAL LABORATORY
39 Spruce Street * East Longmeadow, MA 01028 * FAX 413/525-6405 * TEL. 413/525-2332

Project Location: 27 Parsons Ln., Durham, CT
Sample Description:
Work Order: 18L0278

Date Received: 12/6/2018

Field Sample #: Outfall-1
Sampled: 12/5/2018 09:55

Sample ID: 18L0278-27

Sample Matrix: Sediment

Conventional Chemistry Parameters by EPA/APHA/SW-846 Methods (Total)

Analyte	Results	RL	Units	Dilution	Flag/Qual	Method	Date Prepared	Date/Time Analyzed	Analyst
% Solids	64.8		% Wt	1		SM 2540G	12/9/18	12/10/18 12:42	AVF

con-test® ANALYTICAL LABORATORY
39 Spruce Street * East Longmeadow, MA 01028 * FAX 413/525-6405 * TEL. 413/525-2332

Project Location: 27 Parsons Ln., Durham, CT | Sample Description: | Work Order: 18L0278

Date Received: 12/6/2018

Field Sample #: Outfall-2 | Sampled: 12/5/2018 10:00

Sample ID: 18L0278-28

Sample Matrix: Sediment

Polychlorinated Biphenyls with 3540 Soxhlet Extraction

Analyte	Results	RL	Units	Dilution	Flag/Qual	Method	Date Prepared	Date/Time Analyzed	Analyst
Aroclor-1016 [1]	ND	0.56	mg/Kg dry	20		SW-846 8082A	12/7/18	12/11/18 9:15	WAL
Aroclor-1221 [1]	ND	0.56	mg/Kg dry	20		SW-846 8082A	12/7/18	12/11/18 9:15	WAL
Aroclor-1232 [1]	ND	0.56	mg/Kg dry	20		SW-846 8082A	12/7/18	12/11/18 9:15	WAL
Aroclor-1242 [1]	ND	0.56	mg/Kg dry	20		SW-846 8082A	12/7/18	12/11/18 9:15	WAL
Aroclor-1248 [1]	ND	0.56	mg/Kg dry	20		SW-846 8082A	12/7/18	12/11/18 9:15	WAL
Aroclor-1254 [2]	3.9	0.56	mg/Kg dry	20		SW-846 8082A	12/7/18	12/11/18 9:15	WAL
Aroclor-1260 [1]	ND	0.56	mg/Kg dry	20		SW-846 8082A	12/7/18	12/11/18 9:15	WAL
Aroclor-1262 [1]	ND	0.56	mg/Kg dry	20		SW-846 8082A	12/7/18	12/11/18 9:15	WAL
Aroclor-1268 [1]	ND	0.56	mg/Kg dry	20		SW-846 8082A	12/7/18	12/11/18 9:15	WAL

Surrogates	% Recovery	Recovery Limits	Flag/Qual				
Decachlorobiphenyl [1]	80.0	30-150				12/11/18 9:15	
Decachlorobiphenyl [2]	92.0	30-150				12/11/18 9:15	
Tetrachloro-m-xylene [1]	57.5	30-150				12/11/18 9:15	
Tetrachloro-m-xylene [2]	65.6	30-150				12/11/18 9:15	

con-test® ANALYTICAL LABORATORY
39 Spruce Street * East Longmeadow, MA 01028 * FAX 413/525-6405 * TEL. 413/525-2332

Project Location: 27 Parsons Ln., Durham, CT
Sample Description:
Work Order: 18L0278

Date Received: 12/6/2018

Field Sample #: Outfall-2
Sampled: 12/5/2018 10:00

Sample ID: 18L0278-28

Sample Matrix: Sediment

Conventional Chemistry Parameters by EPA/APHA/SW-846 Methods (Total)

Analyte	Results	RL	Units	Dilution	Flag/Qual	Method	Date Prepared	Date/Time Analyzed	Analyst
% Solids	68.5		% Wt	1		SM 2540G	12/9/18	12/10/18 12:42	AVF

con-test® ANALYTICAL LABORATORY
39 Spruce Street * East Longmeadow, MA 01028 * FAX 413/525-6405 * TEL. 413/525-2332

Project Location: 27 Parsons Ln., Durham, CT | Sample Description: | Work Order: 18L0278

Date Received: 12/6/2018

Field Sample #: Outfall-3 | Sampled: 12/5/2018 10:05

Sample ID: 18L0278-29

Sample Matrix: Sediment

Polychlorinated Biphenyls with 3540 Soxhlet Extraction

Analyte	Results	RL	Units	Dilution	Flag/Qual	Method	Date Prepared	Date/Time Analyzed	Analyst
Aroclor-1016 [1]	ND	1.2	mg/Kg dry	40		SW-846 8082A	12/7/18	12/11/18 9:32	WAL
Aroclor-1221 [1]	ND	1.2	mg/Kg dry	40		SW-846 8082A	12/7/18	12/11/18 9:32	WAL
Aroclor-1232 [1]	ND	1.2	mg/Kg dry	40		SW-846 8082A	12/7/18	12/11/18 9:32	WAL
Aroclor-1242 [1]	ND	1.2	mg/Kg dry	40		SW-846 8082A	12/7/18	12/11/18 9:32	WAL
Aroclor-1248 [1]	ND	1.2	mg/Kg dry	40		SW-846 8082A	12/7/18	12/11/18 9:32	WAL
Aroclor-1254 [2]	9.6	1.2	mg/Kg dry	40		SW-846 8082A	12/7/18	12/11/18 9:32	WAL
Aroclor-1260 [1]	ND	1.2	mg/Kg dry	40		SW-846 8082A	12/7/18	12/11/18 9:32	WAL
Aroclor-1262 [1]	ND	1.2	mg/Kg dry	40		SW-846 8082A	12/7/18	12/11/18 9:32	WAL
Aroclor-1268 [1]	ND	1.2	mg/Kg dry	40		SW-846 8082A	12/7/18	12/11/18 9:32	WAL

Surrogates	% Recovery	Recovery Limits	Flag/Qual	
Decachlorobiphenyl [1]	*	30-150	S-01	12/11/18 9:32
Decachlorobiphenyl [2]	*	30-150	S-01	12/11/18 9:32
Tetrachloro-m-xylene [1]	*	30-150	S-01	12/11/18 9:32
Tetrachloro-m-xylene [2]	*	30-150	S-01	12/11/18 9:32

con-test® ANALYTICAL LABORATORY
39 Spruce Street * East Longmeadow, MA 01028 * FAX 413/525-6405 * TEL. 413/525-2332

Project Location: 27 Parsons Ln., Durham, CT
Sample Description:
Work Order: 18L0278

Date Received: 12/6/2018

Field Sample #: Outfall-3
Sampled: 12/5/2018 10:05

Sample ID: 18L0278-29

Sample Matrix: Sediment

Conventional Chemistry Parameters by EPA/APHA/SW-846 Methods (Total)

Analyte	Results	RL	Units	Dilution	Flag/Qual	Method	Date Prepared	Date/Time Analyzed	Analyst
% Solids	59.7		% Wt	1		SM 2540G	12/9/18	12/10/18 12:42	AVF

con-test® ANALYTICAL LABORATORY
39 Spruce Street * East Longmeadow, MA 01028 * FAX 413/525-6405 * TEL. 413/525-2332

Sample Extraction Data

Prep Method: % Solids-SM 2540G

Lab Number [Field ID]	Batch	Date
18L0278-01 [TI-E]	B218806	12/09/18
18L0278-02 [TI-C]	B218806	12/09/18
18L0278-03 [TI-W]	B218806	12/09/18
18L0278-04 [T2-E]	B218806	12/09/18
18L0278-05 [T2-C]	B218806	12/09/18
18L0278-06 [T2-W]	B218806	12/09/18
18L0278-07 [T3-E]	B218806	12/09/18
18L0278-08 [T3-C]	B218806	12/09/18
18L0278-09 [T3-W]	B218806	12/09/18
18L0278-10 [T4-E]	B218806	12/09/18
18L0278-11 [T4-C]	B218806	12/09/18
18L0278-12 [T4-W]	B218806	12/09/18
18L0278-13 [T5-E]	B218806	12/09/18
18L0278-14 [T5-C]	B218806	12/09/18
18L0278-15 [T5-W]	B218806	12/09/18
18L0278-16 [T6-E]	B218806	12/09/18
18L0278-17 [T6-C]	B218806	12/09/18
18L0278-18 [T6-W]	B218806	12/09/18
18L0278-19 [T7-E]	B218806	12/09/18
18L0278-20 [T7-C]	B218806	12/09/18
18L0278-21 [T7-W]	B218806	12/09/18
18L0278-22 [T8-E]	B218806	12/09/18
18L0278-23 [T8-C]	B218806	12/09/18
18L0278-24 [T8-W]	B218806	12/09/18
18L0278-25 [DUP-SE1]	B218806	12/09/18
18L0278-26 [DUP-SE2]	B218806	12/09/18
18L0278-27 [Outfall-1]	B218806	12/09/18
18L0278-28 [Outfall-2]	B218806	12/09/18
18L0278-29 [Outfall-3]	B218806	12/09/18

Prep Method: SW-846 3540C-SW-846 8082A

Lab Number [Field ID]	Batch	Initial [g]	Final [mL]	Date
18L0278-01 [TI-E]	B218698	10.2	10.0	12/07/18
18L0278-02 [TI-C]	B218698	10.3	10.0	12/07/18
18L0278-03 [TI-W]	B218698	10.3	10.0	12/07/18
18L0278-04 [T2-E]	B218698	10.7	10.0	12/07/18
18L0278-05 [T2-C]	B218698	10.6	10.0	12/07/18
18L0278-06 [T2-W]	B218698	10.5	10.0	12/07/18
18L0278-07 [T3-E]	B218698	10.2	10.0	12/07/18
18L0278-08 [T3-C]	B218698	10.0	10.0	12/07/18
18L0278-09 [T3-W]	B218698	10.5	10.0	12/07/18
18L0278-10 [T4-E]	B218698	10.0	10.0	12/07/18
18L0278-11 [T4-C]	B218698	10.7	10.0	12/07/18
18L0278-12 [T4-W]	B218698	10.6	10.0	12/07/18
18L0278-13 [T5-E]	B218698	10.4	10.0	12/07/18
18L0278-14 [T5-C]	B218698	10.1	10.0	12/07/18
18L0278-15 [T5-W]	B218698	10.9	10.0	12/07/18
18L0278-16 [T6-E]	B218698	10.2	10.0	12/07/18
18L0278-17 [T6-C]	B218698	10.9	10.0	12/07/18
18L0278-18 [T6-W]	B218698	10.1	10.0	12/07/18
18L0278-19 [T7-E]	B218698	10.4	10.0	12/07/18
18L0278-20 [T7-C]	B218698	10.7	10.0	12/07/18

con-test® ANALYTICAL LABORATORY
39 Spruce Street * East Longmeadow, MA 01028 * FAX 413/525-6405 * TEL. 413/525-2332

Sample Extraction Data

Prep Method: SW-846 3540C-SW-846 8082A

Lab Number [Field ID]	Batch	Initial [g]	Final [mL]	Date
18L0278-21 [T7-W]	B218699	10.2	10.0	12/07/18
18L0278-22 [T8-E]	B218699	10.3	10.0	12/07/18
18L0278-23 [T8-C]	B218699	10.2	10.0	12/07/18
18L0278-24 [T8-W]	B218699	10.3	10.0	12/07/18
18L0278-25 [DUP-SE1]	B218699	10.2	10.0	12/07/18
18L0278-26 [DUP-SE2]	B218699	10.6	10.0	12/07/18
18L0278-27 [Outfall-1]	B218699	10.1	10.0	12/07/18
18L0278-28 [Outfall-2]	B218699	10.4	10.0	12/07/18
18L0278-29 [Outfall-3]	B218699	10.9	10.0	12/07/18

con-test® ANALYTICAL LABORATORY
39 Spruce Street * East Longmeadow, MA 01028 * FAX 413/525-6405 * TEL. 413/525-2332

QUALITY CONTROL

Polychlorinated Biphenyls with 3540 Soxhlet Extraction - Quality Control

Analyte	Result	Reporting Limit	Units	Spike Level	Source Result	%REC	%REC Limits	RPD	RPD Limit	Notes
Batch B218698 - SW-846 3540C										
Blank (B218698-BLK1)				Prepared: 12/07/18 Analyzed: 12/10/18						
Aroclor-1016	ND	0.020	mg/Kg wet							
Aroclor-1016 [2C]	ND	0.020	mg/Kg wet							
Aroclor-1221	ND	0.020	mg/Kg wet							
Aroclor-1221 [2C]	ND	0.020	mg/Kg wet							
Aroclor-1232	ND	0.020	mg/Kg wet							
Aroclor-1232 [2C]	ND	0.020	mg/Kg wet							
Aroclor-1242	ND	0.020	mg/Kg wet							
Aroclor-1242 [2C]	ND	0.020	mg/Kg wet							
Aroclor-1248	ND	0.020	mg/Kg wet							
Aroclor-1248 [2C]	ND	0.020	mg/Kg wet							
Aroclor-1254	ND	0.020	mg/Kg wet							
Aroclor-1254 [2C]	ND	0.020	mg/Kg wet							
Aroclor-1260	ND	0.020	mg/Kg wet							
Aroclor-1260 [2C]	ND	0.020	mg/Kg wet							
Aroclor-1262	ND	0.020	mg/Kg wet							
Aroclor-1262 [2C]	ND	0.020	mg/Kg wet							
Aroclor-1268	ND	0.020	mg/Kg wet							
Aroclor-1268 [2C]	ND	0.020	mg/Kg wet							
Surrogate: Decachlorobiphenyl	*0.234*		mg/Kg wet	0.200		117	30-150			
Surrogate: Decachlorobiphenyl [2C]	*0.211*		mg/Kg wet	0.200		106	30-150			
Surrogate: Tetrachloro-m-xylene	*0.195*		mg/Kg wet	0.200		97.5	30-150			
Surrogate: Tetrachloro-m-xylene [2C]	*0.196*		mg/Kg wet	0.200		97.8	30-150			
LCS (B218698-BS1)				Prepared: 12/07/18 Analyzed: 12/10/18						
Aroclor-1016	0.20	0.020	mg/Kg wet	0.200		98.5	40-140			
Aroclor-1016 [2C]	0.20	0.020	mg/Kg wet	0.200		102	40-140			
Aroclor-1260	0.19	0.020	mg/Kg wet	0.200		95.5	40-140			
Aroclor-1260 [2C]	0.19	0.020	mg/Kg wet	0.200		96.8	40-140			
Surrogate: Decachlorobiphenyl	*0.242*		mg/Kg wet	0.200		121	30-150			
Surrogate: Decachlorobiphenyl [2C]	*0.218*		mg/Kg wet	0.200		109	30-150			
Surrogate: Tetrachloro-m-xylene	*0.202*		mg/Kg wet	0.200		101	30-150			
Surrogate: Tetrachloro-m-xylene [2C]	*0.205*		mg/Kg wet	0.200		102	30-150			
LCS Dup (B218698-BSD1)				Prepared: 12/07/18 Analyzed: 12/10/18						
Aroclor-1016	0.20	0.020	mg/Kg wet	0.200		97.5	40-140	0.947	30	
Aroclor-1016 [2C]	0.21	0.020	mg/Kg wet	0.200		104	40-140	2.09	30	
Aroclor-1260	0.19	0.020	mg/Kg wet	0.200		95.2	40-140	0.327	30	
Aroclor-1260 [2C]	0.19	0.020	mg/Kg wet	0.200		94.7	40-140	2.19	30	
Surrogate: Decachlorobiphenyl	*0.246*		mg/Kg wet	0.200		123	30-150			
Surrogate: Decachlorobiphenyl [2C]	*0.223*		mg/Kg wet	0.200		111	30-150			
Surrogate: Tetrachloro-m-xylene	*0.208*		mg/Kg wet	0.200		104	30-150			
Surrogate: Tetrachloro-m-xylene [2C]	*0.211*		mg/Kg wet	0.200		105	30-150			

con-test® ANALYTICAL LABORATORY
39 Spruce Street * East Longmeadow, MA 01028 * FAX 413/525-6405 * TEL. 413/525-2332

QUALITY CONTROL

Polychlorinated Biphenyls with 3540 Soxhlet Extraction - Quality Control

Analyte	Result	Reporting Limit	Units	Spike Level	Source Result	%REC	%REC Limits	RPD	RPD Limit	Notes
Batch B218698 - SW-846 3540C										
Matrix Spike (B218698-MS1)	**Source: 18L0278-01**			Prepared: 12/07/18 Analyzed: 12/11/18						
Aroclor-1016	0.20	0.023	mg/Kg dry	0.233	ND	87.2	40-140			
Aroclor-1016 [2C]	0.21	0.023	mg/Kg dry	0.233	ND	88.3	40-140			
Aroclor-1260	0.19	0.023	mg/Kg dry	0.233	ND	79.6	40-140			
Aroclor-1260 [2C]	0.19	0.023	mg/Kg dry	0.233	ND	80.3	40-140			
Surrogate: Decachlorobiphenyl	*0.239*		mg/Kg dry	0.233		103	30-150			
Surrogate: Decachlorobiphenyl [2C]	*0.225*		mg/Kg dry	0.233		96.8	30-150			
Surrogate: Tetrachloro-m-xylene	*0.225*		mg/Kg dry	0.233		96.6	30-150			
Surrogate: Tetrachloro-m-xylene [2C]	*0.225*		mg/Kg dry	0.233		96.8	30-150			
Matrix Spike Dup (B218698-MSD1)	**Source: 18L0278-01**			Prepared: 12/07/18 Analyzed: 12/11/18						
Aroclor-1016	0.21	0.025	mg/Kg dry	0.246	ND	86.3	40-140	4.71	50	
Aroclor-1016 [2C]	0.22	0.025	mg/Kg dry	0.246	ND	87.8	40-140	5.13	50	
Aroclor-1260	0.20	0.025	mg/Kg dry	0.246	ND	79.6	40-140	5.76	50	
Aroclor-1260 [2C]	0.20	0.025	mg/Kg dry	0.246	ND	82.3	40-140	8.14	50	
Surrogate: Decachlorobiphenyl	*0.250*		mg/Kg dry	0.246		101	30-150			
Surrogate: Decachlorobiphenyl [2C]	*0.239*		mg/Kg dry	0.246		96.9	30-150			
Surrogate: Tetrachloro-m-xylene	*0.227*		mg/Kg dry	0.246		92.0	30-150			
Surrogate: Tetrachloro-m-xylene [2C]	*0.228*		mg/Kg dry	0.246		92.7	30-150			
Batch B218699 - SW-846 3540C										
Blank (B218699-BLK1)				Prepared: 12/07/18 Analyzed: 12/10/18						
Aroclor-1016	ND	0.020	mg/Kg wet							
Aroclor-1016 [2C]	ND	0.020	mg/Kg wet							
Aroclor-1221	ND	0.020	mg/Kg wet							
Aroclor-1221 [2C]	ND	0.020	mg/Kg wet							
Aroclor-1232	ND	0.020	mg/Kg wet							
Aroclor-1232 [2C]	ND	0.020	mg/Kg wet							
Aroclor-1242	ND	0.020	mg/Kg wet							
Aroclor-1242 [2C]	ND	0.020	mg/Kg wet							
Aroclor-1248	ND	0.020	mg/Kg wet							
Aroclor-1248 [2C]	ND	0.020	mg/Kg wet							
Aroclor-1254	ND	0.020	mg/Kg wet							
Aroclor-1254 [2C]	ND	0.020	mg/Kg wet							
Aroclor-1260	ND	0.020	mg/Kg wet							
Aroclor-1260 [2C]	ND	0.020	mg/Kg wet							
Aroclor-1262	ND	0.020	mg/Kg wet							
Aroclor-1262 [2C]	ND	0.020	mg/Kg wet							
Aroclor-1268	ND	0.020	mg/Kg wet							
Aroclor-1268 [2C]	ND	0.020	mg/Kg wet							
Surrogate: Decachlorobiphenyl	*0.194*		mg/Kg wet	0.200		96.9	30-150			
Surrogate: Decachlorobiphenyl [2C]	*0.187*		mg/Kg wet	0.200		93.5	30-150			
Surrogate: Tetrachloro-m-xylene	*0.163*		mg/Kg wet	0.200		81.7	30-150			
Surrogate: Tetrachloro-m-xylene [2C]	*0.168*		mg/Kg wet	0.200		84.2	30-150			

con-test® ANALYTICAL LABORATORY
39 Spruce Street * East Longmeadow, MA 01028 * FAX 413/525-6405 * TEL. 413/525-2332

QUALITY CONTROL

Polychlorinated Biphenyls with 3540 Soxhlet Extraction - Quality Control

Analyte	Result	Reporting Limit	Units	Spike Level	Source Result	%REC	%REC Limits	RPD	RPD Limit	Notes
Batch B218699 - SW-846 3540C										
LCS (B218699-BS1)				Prepared: 12/07/18 Analyzed: 12/10/18						
Aroclor-1016	0.18	0.020	mg/Kg wet	0.200		91.1	40-140			
Aroclor-1016 [2C]	0.19	0.020	mg/Kg wet	0.200		92.6	40-140			
Aroclor-1260	0.19	0.020	mg/Kg wet	0.200		95.6	40-140			
Aroclor-1260 [2C]	0.19	0.020	mg/Kg wet	0.200		93.7	40-140			
Surrogate: Decachlorobiphenyl	*0.223*		mg/Kg wet	0.200		112	30-150			
Surrogate: Decachlorobiphenyl [2C]	*0.214*		mg/Kg wet	0.200		107	30-150			
Surrogate: Tetrachloro-m-xylene	*0.182*		mg/Kg wet	0.200		91.0	30-150			
Surrogate: Tetrachloro-m-xylene [2C]	*0.184*		mg/Kg wet	0.200		92.0	30-150			
LCS Dup (B218699-BSD1)				Prepared: 12/07/18 Analyzed: 12/10/18						
Aroclor-1016	0.18	0.020	mg/Kg wet	0.200		88.9	40-140	2.41	30	
Aroclor-1016 [2C]	0.18	0.020	mg/Kg wet	0.200		88.3	40-140	4.78	30	
Aroclor-1260	0.18	0.020	mg/Kg wet	0.200		90.7	40-140	5.25	30	
Aroclor-1260 [2C]	0.18	0.020	mg/Kg wet	0.200		89.0	40-140	5.12	30	
Surrogate: Decachlorobiphenyl	*0.216*		mg/Kg wet	0.200		108	30-150			
Surrogate: Decachlorobiphenyl [2C]	*0.207*		mg/Kg wet	0.200		104	30-150			
Surrogate: Tetrachloro-m-xylene	*0.176*		mg/Kg wet	0.200		88.2	30-150			
Surrogate: Tetrachloro-m-xylene [2C]	*0.179*		mg/Kg wet	0.200		89.6	30-150			

con-test® ANALYTICAL LABORATORY
39 Spruce Street * East Longmeadow, MA 01028 * FAX 413/525-6405 * TEL. 413/525-2332

QUALITY CONTROL

Conventional Chemistry Parameters by EPA/APHA/SW-846 Methods (Total) - Quality Control

Analyte	Result	Reporting Limit	Units	Spike Level	Source Result	%REC	%REC Limits	RPD	RPD Limit	Notes
Batch B218806 - % Solids										
Duplicate (B218806-DUP4)	**Source: 18L0278-12**			Prepared: 12/09/18 Analyzed: 12/10/18						
% Solids	64.6		% Wt		67.9			4.95	20	
Duplicate (B218806-DUP5)	**Source: 18L0278-23**			Prepared: 12/09/18 Analyzed: 12/10/18						
% Solids	42.0		% Wt		43.4			3.12	20	

con-test® ANALYTICAL LABORATORY
39 Spruce Street * East Longmeadow, MA 01028 * FAX 413/525-6405 * TEL. 413/525-2332

IDENTIFICATION SUMMARY FOR SINGLE COMPONENT ANALYTES

SW-846 8082A

T2-E

Lab Sample ID: 18L0278-04 Date(s) Analyzed: 12/11/2018 12/11/2018

Instrument ID (1): Instrument ID (2):

GC Column (1): ID: (mm) GC Column (2): ID: (mm)

ANALYTE	COL	RT	RT WINDOW		CONCENTRATION	%RPD
			FROM	TO		
Aroclor-1254	1	0.000	-0.030	0.030	2.4	
	2	0.000	-0.030	0.030	2.2	8.7

con-test® ANALYTICAL LABORATORY
39 Spruce Street * East Longmeadow, MA 01028 * FAX 413/525-6405 * TEL. 413/525-2332

IDENTIFICATION SUMMARY FOR SINGLE COMPONENT ANALYTES

SW-846 8082A

T2-C

Lab Sample ID: 18L0278-05 Date(s) Analyzed: 12/11/2018 12/11/2018

Instrument ID (1): Instrument ID (2):

GC Column (1): ID: (mm) GC Column (2): ID: (mm)

ANALYTE	COL	RT	RT WINDOW		CONCENTRATION	%RPD
			FROM	TO		
Aroclor-1254	1	0.000	-0.030	0.030	1.9	
	2	0.000	-0.030	0.030	1.7	11.1

con-test® ANALYTICAL LABORATORY
39 Spruce Street * East Longmeadow, MA 01028 * FAX 413/525-6405 * TEL. 413/525-2332

IDENTIFICATION SUMMARY FOR SINGLE COMPONENT ANALYTES

SW-846 8082A

T3-C

Lab Sample ID: 18L0278-08 Date(s) Analyzed: 12/11/2018 12/11/2018

Instrument ID (1): ECD1 Instrument ID (2): ECD1

GC Column (1): ID: (mm) GC Column (2): ID: (mm)

ANALYTE	COL	RT	RT WINDOW		CONCENTRATION	%RPD
			FROM	TO		
Aroclor-1254	1	0.000	-0.030	0.030	0.057	
	2	0.000	-0.030	0.030	0.056	1.8

con-test® ANALYTICAL LABORATORY
39 Spruce Street * East Longmeadow, MA 01028 * FAX 413/525-6405 * TEL. 413/525-2332

IDENTIFICATION SUMMARY FOR SINGLE COMPONENT ANALYTES

SW-846 8082A

T4-E

Lab Sample ID: 18L0278-10 Date(s) Analyzed: 12/10/2018 12/10/2018

Instrument ID (1): ECD 9 Instrument ID (2): ECD 9

GC Column (1): ID: (mm) GC Column (2): ID: (mm)

ANALYTE	COL	RT	RT WINDOW		CONCENTRATION	%RPD
			FROM	TO		
Aroclor-1254	1	0.000	-0.030	0.030	0.57	
	2	0.000	-0.030	0.030	0.65	13.1

con-test® ANALYTICAL LABORATORY
39 Spruce Street * East Longmeadow, MA 01028 * FAX 413/525-6405 * TEL. 413/525-2332

IDENTIFICATION SUMMARY FOR SINGLE COMPONENT ANALYTES

SW-846 8082A

T4-C

Lab Sample ID: 18L0278-11 Date(s) Analyzed: 12/11/2018 12/11/2018

Instrument ID (1): ECD1 Instrument ID (2): ECD1

GC Column (1): ID: (mm) GC Column (2): ID: (mm)

ANALYTE	COL	RT	RT WINDOW		CONCENTRATION	%RPD
			FROM	TO		
Aroclor-1254	1	0.000	-0.030	0.030	0.057	
	2	0.000	-0.030	0.030	0.056	1.8

con-test® ANALYTICAL LABORATORY
39 Spruce Street * East Longmeadow, MA 01028 * FAX 413/525-6405 * TEL. 413/525-2332

IDENTIFICATION SUMMARY FOR SINGLE COMPONENT ANALYTES

SW-846 8082A

T5-E

Lab Sample ID: 18L0278-13 Date(s) Analyzed: 12/11/2018 12/11/2018

Instrument ID (1): ECD1 Instrument ID (2): ECD1

GC Column (1): ID: (mm) GC Column (2): ID: (mm)

ANALYTE	COL	RT	RT WINDOW		CONCENTRATION	%RPD
			FROM	TO		
Aroclor-1254	1	0.000	-0.030	0.030	0.078	
	2	0.000	-0.030	0.030	0.073	6.6

con-test® ANALYTICAL LABORATORY
39 Spruce Street * East Longmeadow, MA 01028 * FAX 413/525-6405 * TEL. 413/525-2332

IDENTIFICATION SUMMARY FOR SINGLE COMPONENT ANALYTES

SW-846 8082A

DUP-SE1

Lab Sample ID: 18L0278-25 Date(s) Analyzed: 12/11/2018 12/11/2018

Instrument ID (1): ECD10 Instrument ID (2): ECD10

GC Column (1): ID: (mm) GC Column (2): ID: (mm)

ANALYTE	COL	RT	RT WINDOW		CONCENTRATION	%RPD
			FROM	TO		
Aroclor-1254	1	0.000	-0.030	0.030	0.059	
	2	0.000	-0.030	0.030	0.080	30.2

con-test® ANALYTICAL LABORATORY
39 Spruce Street * East Longmeadow, MA 01028 * FAX 413/525-6405 * TEL. 413/525-2332

IDENTIFICATION SUMMARY FOR SINGLE COMPONENT ANALYTES

SW-846 8082A

Outfall-1

Lab Sample ID: 18L0278-27 Date(s) Analyzed: 12/11/2018 12/11/2018

Instrument ID (1): ECD10 Instrument ID (2): ECD10

GC Column (1): ID: (mm) GC Column (2): ID: (mm)

ANALYTE	COL	RT	RT WINDOW		CONCENTRATION	%RPD
			FROM	TO		
Aroclor-1254	1	0.000	-0.030	0.030	3.7	
	2	0.000	-0.030	0.030	4.4	17.3

con-test® ANALYTICAL LABORATORY
39 Spruce Street * East Longmeadow, MA 01028 * FAX 413/525-6405 * TEL. 413/525-2332

IDENTIFICATION SUMMARY FOR SINGLE COMPONENT ANALYTES

SW-846 8082A

Outfall-2

Lab Sample ID: 18L0278-28 Date(s) Analyzed: 12/11/2018 12/11/2018

Instrument ID (1): ECD10 Instrument ID (2): ECD10

GC Column (1): ID: (mm) GC Column (2): ID: (mm)

ANALYTE	COL	RT	RT WINDOW		CONCENTRATION	%RPD
			FROM	TO		
Aroclor-1254	1	0.000	-0.030	0.030	3.4	
	2	0.000	-0.030	0.030	3.9	13.7

con-test® ANALYTICAL LABORATORY
39 Spruce Street * East Longmeadow, MA 01028 * FAX 413/525-6405 * TEL. 413/525-2332

IDENTIFICATION SUMMARY FOR SINGLE COMPONENT ANALYTES

SW-846 8082A

Outfall-3

Lab Sample ID: 18L0278-29 Date(s) Analyzed: 12/11/2018 12/11/2018

Instrument ID (1): ECD10 Instrument ID (2): ECD10

GC Column (1): ID: (mm) GC Column (2): ID: (mm)

ANALYTE	COL	RT	RT WINDOW		CONCENTRATION	%RPD
			FROM	TO		
Aroclor-1254	1	0.000	-0.030	0.030	8.2	
	2	0.000	-0.030	0.030	9.6	15.7

con-test® ANALYTICAL LABORATORY
39 Spruce Street * East Longmeadow, MA 01028 * FAX 413/525-6405 * TEL. 413/525-2332

IDENTIFICATION SUMMARY FOR SINGLE COMPONENT ANALYTES

SW-846 8082A

LCS

Lab Sample ID: B218698-BS1 Date(s) Analyzed: 12/10/2018 12/10/2018

Instrument ID (1): ECD 9 Instrument ID (2): ECD 9

GC Column (1): ID: (mm) GC Column (2): ID: (mm)

ANALYTE	COL	RT	RT WINDOW		CONCENTRATION	%RPD
			FROM	TO		
Aroclor-1016	1	0.000	-0.030	0.030	0.20	
	2	0.000	-0.030	0.030	0.20	0.0
Aroclor-1260	1	0.000	-0.030	0.030	0.19	
	2	0.000	-0.030	0.030	0.19	0.0

con-test® ANALYTICAL LABORATORY
39 Spruce Street * East Longmeadow, MA 01028 * FAX 413/525-6405 * TEL. 413/525-2332

IDENTIFICATION SUMMARY FOR SINGLE COMPONENT ANALYTES

SW-846 8082A

LCS Dup

Lab Sample ID: B218698-BSD1 Date(s) Analyzed: 12/10/2018 12/10/2018

Instrument ID (1): ECD 9 Instrument ID (2): ECD 9

GC Column (1): ID: (mm) GC Column (2): ID: (mm)

ANALYTE	COL	RT	RT WINDOW		CONCENTRATION	%RPD
			FROM	TO		
Aroclor-1016	1	0.000	-0.030	0.030	0.20	
	2	0.000	-0.030	0.030	0.21	4.9
Aroclor-1260	1	0.000	-0.030	0.030	0.19	
	2	0.000	-0.030	0.030	0.19	0.0

con-test® ANALYTICAL LABORATORY
39 Spruce Street * East Longmeadow, MA 01028 * FAX 413/525-6405 * TEL. 413/525-2332

IDENTIFICATION SUMMARY FOR SINGLE COMPONENT ANALYTES

SW-846 8082A

Matrix Spike

Lab Sample ID: B218698-MS1 Date(s) Analyzed: 12/11/2018 12/11/2018

Instrument ID (1): Instrument ID (2):

GC Column (1): ID: (mm) GC Column (2): ID: (mm)

ANALYTE	COL	RT	RT WINDOW		CONCENTRATION	%RPD
			FROM	TO		
Aroclor-1016	1	0.000	-0.030	0.030	0.20	
	2	0.000	-0.030	0.030	0.21	4.9
Aroclor-1260	1	0.000	-0.030	0.030	0.19	
	2	0.000	-0.030	0.030	0.19	0.0

con-test® ANALYTICAL LABORATORY
39 Spruce Street * East Longmeadow, MA 01028 * FAX 413/525-6405 * TEL. 413/525-2332

IDENTIFICATION SUMMARY FOR SINGLE COMPONENT ANALYTES

SW-846 8082A

Matrix Spike Dup

Lab Sample ID: B218698-MSD1 Date(s) Analyzed: 12/11/2018 12/11/2018

Instrument ID (1): Instrument ID (2):

GC Column (1): ID: (mm) GC Column (2): ID: (mm)

ANALYTE	COL	RT	RT WINDOW		CONCENTRATION	%RPD
			FROM	TO		
Aroclor-1016	1	0.000	-0.030	0.030	0.21	
	2	0.000	-0.030	0.030	0.22	4.7
Aroclor-1260	1	0.000	-0.030	0.030	0.20	
	2	0.000	-0.030	0.030	0.20	0.0

con-test® ANALYTICAL LABORATORY
39 Spruce Street * East Longmeadow, MA 01028 * FAX 413/525-6405 * TEL. 413/525-2332

IDENTIFICATION SUMMARY FOR SINGLE COMPONENT ANALYTES

SW-846 8082A

LCS

Lab Sample ID: B218699-BS1 Date(s) Analyzed: 12/10/2018 12/10/2018

Instrument ID (1): ECD10 Instrument ID (2): ECD10

GC Column (1): ID: (mm) GC Column (2): ID: (mm)

ANALYTE	COL	RT	RT WINDOW		CONCENTRATION	%RPD
			FROM	TO		
Aroclor-1016	1	0.000	-0.030	0.030	0.18	
	2	0.000	-0.030	0.030	0.19	5.4
Aroclor-1260	1	0.000	-0.030	0.030	0.19	
	2	0.000	-0.030	0.030	0.19	0.0

con-test® ANALYTICAL LABORATORY
39 Spruce Street * East Longmeadow, MA 01028 * FAX 413/525-6405 * TEL. 413/525-2332

IDENTIFICATION SUMMARY FOR SINGLE COMPONENT ANALYTES

SW-846 8082A

LCS Dup

Lab Sample ID: B218699-BSD1 Date(s) Analyzed: 12/10/2018 12/10/2018

Instrument ID (1): ECD10 Instrument ID (2): ECD10

GC Column (1): ID: (mm) GC Column (2): ID: (mm)

ANALYTE	COL	RT	RT WINDOW		CONCENTRATION	%RPD
			FROM	TO		
Aroclor-1016	1	0.000	-0.030	0.030	0.18	
	2	0.000	-0.030	0.030	0.18	0.0
Aroclor-1260	1	0.000	-0.030	0.030	0.18	
	2	0.000	-0.030	0.030	0.18	0.0

con-test® ANALYTICAL LABORATORY
39 Spruce Street * East Longmeadow, MA 01028 * FAX 413/525-6405 * TEL. 413/525-2332

FLAG/QUALIFIER SUMMARY

*	QC result is outside of established limits.
†	Wide recovery limits established for difficult compound.
‡	Wide RPD limits established for difficult compound.
#	Data exceeded client recommended or regulatory level
ND	Not Detected
RL	Reporting Limit is at the level of quantitation (LOQ)
DL	Detection Limit is the lower limit of detection determined by the MDL study
MCL	Maximum Contaminant Level
	Percent recoveries and relative percent differences (RPDs) are determined by the software using values in the calculation which have not been rounded.
	No results have been blank subtracted unless specified in the case narrative section.
S-01	The surrogate recovery for this sample is not available due to sample dilution below the surrogate reporting limit required from high analyte concentration and/or matrix interferences.

39 Spruce Street * East Longmeadow, MA 01028 * FAX 413/525-6405 * TEL. 413/525-2332

CERTIFICATIONS

Certified Analyses included in this Report

Analyte	Certifications
SW-846 8082A in Soil	
Aroclor-1016	CT,NH,NY,ME,NC,VA
Aroclor-1016 [2C]	CT,NH,NY,ME,NC,VA
Aroclor-1221	CT,NH,NY,ME,NC,VA
Aroclor-1221 [2C]	CT,NH,NY,ME,NC,VA
Aroclor-1232	CT,NH,NY,ME,NC,VA
Aroclor-1232 [2C]	CT,NH,NY,ME,NC,VA
Aroclor-1242	CT,NH,NY,ME,NC,VA
Aroclor-1242 [2C]	CT,NH,NY,ME,NC,VA
Aroclor-1248	CT,NH,NY,ME,NC,VA
Aroclor-1248 [2C]	CT,NH,NY,ME,NC,VA
Aroclor-1254	CT,NH,NY,ME,NC,VA
Aroclor-1254 [2C]	CT,NH,NY,ME,NC,VA
Aroclor-1260	CT,NH,NY,ME,NC,VA
Aroclor-1260 [2C]	CT,NH,NY,ME,NC,VA
Aroclor-1262	NY,NC,VA
Aroclor-1262 [2C]	NY,NC,VA
Aroclor-1268	NY,NC,VA
Aroclor-1268 [2C]	NY,NC,VA

The CON-TEST Environmental Laboratory operates under the following certifications and accreditations:

Code	Description	Number	Expires
AIHA	AIHA-LAP, LLC - ISO17025:2005	100033	03/1/2020
MA	Massachusetts DEP	M-MA100	06/30/2019
CT	Connecticut Department of Publilc Health	PH-0567	09/30/2019
NY	New York State Department of Health	10899 NELAP	04/1/2019
NH-S	New Hampshire Environmental Lab	2516 NELAP	02/5/2019
RI	Rhode Island Department of Health	LAO00112	12/30/2018
NC	North Carolina Div. of Water Quality	652	12/31/2019
NJ	New Jersey DEP	MA007 NELAP	06/30/2019
FL	Florida Department of Health	E871027 NELAP	06/30/2019
VT	Vermont Department of Health Lead Laboratory	LL015036	07/30/2019
ME	State of Maine	2011028	06/9/2019
VA	Commonwealth of Virginia	460217	12/14/2018
NH-P	New Hampshire Environmental Lab	2557 NELAP	09/6/2019
VT-DW	Vermont Department of Health Drinking Water	VT-255716	06/12/2019
NC-DW	North Carolina Department of Health	25703	07/31/2019

con-test® ANALYTICAL LABORATORY

MEK

Phone: 413-525-2332 18L0278
Fax: 413-525-6405
Email: info@contestlabs.com

http://www.contestlabs.com Doc # 381 Rev 1_03242017

CHAIN OF CUSTODY RECORD

39 Spruce Street
East Longmeadow, MA 01028

Page 1 of 3

Company Name:	Weston & Sampson
Address:	273 Dividend Rd
Phone:	800-SAMPSON
Project Name:	27 Parsons Ln
Project Location:	Durham, CT
Project Number:	
Project Manager:	Jeff Willson
Con-Test Quote Name/Number:	
Invoice Recipient:	
Sampled By:	AB/WS/GP

Turnaround Time (Business Days)
7-Day ☐ 10-Day ☐
Due Date:

Data Deliverables (Surcharges)
1-Day ☐ 3-Day ☑
2-Day ☐ 4-Day ☐

Report Format
Format: PDF ☑ EXCEL ☑
Other:
CLP Like Data Pkg Required: ☐
Email To: willsonj@wseinc.com
Fax To #:

ANALYSIS REQUESTED

Con-Test Work Order#	Client Sample ID / Description	Beginning Date/Time	Ending Date/Time	Composite	Grab	[1]Matrix Code	Conc Code	PBCs										# of Containers
1	T1-E	12/5/2018	920		X	SOL	U	X										1
2	T1-C	12/5/2018	920		X			X										1
3	T1-W	12/5/2018	920		X			X										1
4	T2-E	12/5/2018	925		X			X										1
5	T2-C	12/5/2018	925		X			X										1
6	T2-W	12/5/2018	925		X			X										1
7	T3-E	12/5/2018	930		X			X										1
8	T3-C	12/5/2018	930		X			X										1
9	T3-W	12/5/2018	930		X			X										1
10	T4-E	12/5/2018	935		X			X										1

# of Containers
[2] Preservation Code
[3] Container Code

Field Filtered ○ Lab to Filter

Field Filtered ○ Lab to Filter

Comments: Eversource Pricing
*Sediment samples

Please use the following codes to indicate possible sample concentration within the Conc Code column above:
H - High; M - Medium; L - Low; C - Clean; U - Unknown

[1] Matrix Codes:
GW = Ground Water
WW = Waste Water
DW = Drinking Water
A = Air
S = Soil
SL = Sludge
SOL = Solid
O = Other (please define)

[2] Preservation Codes:
I = Iced
H = HCL
M = Methanol
N = Nitric Acid
S = Sulfuric Acid
B = Sodium Bisulfate
X = Sodium Hydroxide
T = Sodium Thiosulfate
O = Other (please define)

[3] Container Codes:
A = Amber Glass
G = Glass
P = Plastic
ST = Sterile
V = Vial
S = Summa Canister
T = Tedlar Bag
O = Other (please define)

Relinquished by: (signature)	Date/Time: 12/5 900	
Received by: (signature)	Date/Time: 12-6-18 10:20	
Relinquished by: (signature)	Date/Time:	
Received by: (signature) 2.8 5.3	Date/Time: 12-6-18 1825	
Relinquished by: (signature)	Date/Time:	
Received by: (signature)	Date/Time:	

Lab Use Only — Temperature Upon Receipt
°C
Custody Seal
Received

Special Requirements
☐ MA MCP Required
☐ MCP Certification Form Required
☑ CT RCP Required
☐ RCP Certification Form Required
☐ MA State DW Required
PWSID #

con-test® ANALYTICAL LABORATORY
www.contestlabs.com
NELAC and AIHA-LAP, LLC Accredited

Project Entity
☐ Government ☐ Municipality ☐ MWRA ☐ WRTA
☐ Federal ☐ 21 J ☐ School
☐ City ☐ Brownfield ☐ MBTA

Other
☐ Chromatogram
☐ AIHA-LAP,LLC

PCB ONLY
☐ Soxhlet
☐ Non Soxhlet

con-test® ANALYTICAL LABORATORY

MEK

http://www.contestlabs.com Doc # 381 Rev 1_03242017

Phone: 413-525-2332 1860278
Fax: 413-525-6405
Email: info@contestlabs.com

CHAIN OF CUSTODY RECORD

39 Spruce Street
East Longmeadow, MA 01028

Page 2 of 3

Company Name:	Weston & Sampson
Address:	273 Dividend Rd
Phone:	800-SAMPSON
Project Name:	27 Parsons Ln
Project Location:	Durham, CT
Project Number:	
Project Manager:	Jeff Willson
Con-Test Quote Name/Number:	
Invoice Recipient:	
Sampled By:	AB/WS/GP

Turnaround Time (Business Days)
7-Day ☐ 10-Day ☐
Due Date:

Turnaround Time (Calendar Days)
1-Day ☐ 3-Day ☑
2-Day ☐ 4-Day ☐

Data Deliverables
Format: PDF ☑ EXCEL ☑
Other:
CLP Like Data Pkg Required: ☐
Email To: willsonj@wseinc.com
Fax To #:

Con-Test Work Order#	Client Sample ID / Description	Beginning Date/Time	Ending Date/Time	Composite	Grab	Matrix Code	Conc Code	PBCs	1	I	A	# of Containers	² Preservation Code	³ Container Code	Field Filtered	Lab to Filter
11	T4 - C	12/5/2018	935		X	SOL	C	X								
12	T4 - W	12/5/2018	935		X			X								
13	T5 - E	12/5/2018	1130		X			X								
14	T5 - C	12/5/2018	1125		X			X								
15	T5 - W	12/5/2018	1130		X			X								
16	T6 - E	12/5/2018	1110		X			X								
17	T6 - C	12/5/2018	1105		X			X								
18	T6 - W	12/5/2018	1115		X			X								
19	T7 - E	12/5/2018	1150		X			X								
20	T7 - C	12/5/2018	1145		X			X								

ANALYSIS REQUESTED

Field Filtered ○
Lab to Filter ○

Field Filtered ○
Lab to Filter ○

¹ Matrix Codes:
GW = Ground Water
WW = Waste Water
DW = Drinking Water
A = Air
S = Soil
SL = Sludge
SOL = Solid
O = Other (please define)

² Preservation Codes:
I = Iced
H = HCL
M = Methanol
N = Nitric Acid
S = Sulfuric Acid
B = Sodium Bisulfate
X = Sodium Hydroxide
T = Sodium Thiosulfate
O = Other (please define)

³ Container Codes:
A = Amber Glass
G = Glass
P = Plastic
ST = Sterile
V = Vial
S = Summa Canister
T = Tedlar Bag
O = Other (please define)

Comments: Eversource Pricing
*Sediment Sampler

Please use the following codes to indicate possible sample concentration within the Conc Code column above:
H - High; M - Medium; L - Low; C - Clean; U - Unknown

	Date/Time:
Relinquished by: (signature)	12/5 900
Received by: (signature)	12/6/18 10:20
Relinquished by: (signature)	
Received by: (signature) 2.8 5.5	12-6-18 1825
Relinquished by: (signature)	
Received by: (signature)	

Lab Use Only
Temp °C
Custody Seal Present
Cooler Present

State Specific Requirements
☐ MA MCP Required
☐ MCP Certification Form Required
☑ CT RCP Required
☐ RCP Certification Form Required
☐ MA State DW Required
PWSID #

con-test® ANALYTICAL LABORATORY
www.contestlabs.com
NELAC and AIHA-LAP, LLC Accredited

Project Entity
☐ Government ☐ Municipality ☐ MWRA ☐ WRTA
☐ Federal ☐ 21 J ☐ School
☐ City ☐ Brownfield ☐ MBTA

Other
☐ Chromatogram
☐ AIHA-LAP,LLC

PCB ONLY
☐ Soxhlet
☐ Non Soxhlet

con-test ANALYTICAL LABORATORY

MEK

Phone: 413-525-2332
Fax: 413-525-6405
Email: info@contestlabs.com

http://www.contestlabs.com Doc # 381 Rev 1_03242017

1810278

CHAIN OF CUSTODY RECORD

39 Spruce Street
East Longmeadow, MA 01028

Company:	Weston & Sampson
Address:	273 Dividend Rd
Phone:	800-SAMPSON
Project Name:	27 Parsons Ln
Project Location:	Durham, CT
Project Number:	
Project Manager:	Jeff Willson
Con-Test Quote Name/Number:	
Invoice Recipient:	
Sampled By:	AB/WS/GP

Turnaround Time: 7-Day ☐ 10-Day ☐ Due Date:

Rush (Pre-Approval Required): 1-Day ☐ 3-Day ☑ 2-Day ☐ 4-Day ☐

Report Format: Format: PDF ☑ EXCEL ☑ Other:

CLP Like Data Pkg Required: ☐

Email To: willsonj@wseinc.com

Fax To #:

ANALYSIS REQUESTED

Con-Test Work Order#	Client Sample ID / Description	Beginning Date/Time	Ending Date/Time	Composite	Grab	[1]Matrix Code	Conc Code	PBCs
21	T7W	12/5/2018	1155		X	SOL	U	
22	T8-E	12/5/2018	1200		X		U	
23	T8-C	12/5/2018	1205		X		U	
24	T8-W	12/5/2018	1205		X		U	
25	DUP S21	12/5/2018	1150		X		U	
26	DUP S22	12/5/2018	1200		X		U	
27	Outfall-1	12/5/2018	955		X		H U	
28	Outfall-2	12/5/2018	1000		X		H U	
29	Outfall-3	12/5/2018	1005		X		H U	
		12/5/2018			X		U	

(TCB)

# of Containers
[2] Preservation Code
[3] Container Code

Field Filtered ○ Lab to Filter

Field Filtered ○ Lab to Filter

Comments: Eversource Pricing

* Sediment Samples

Please use the following codes to indicate possible sample concentration within the Conc Code column above:
H - High; M - Medium; L - Low; C - Clean; U - Unknown

[1] Matrix Codes:
GW = Ground Water
WW = Waste Water
DW = Drinking Water
A = Air
S = Soil
SL = Sludge
SOL = Solid
O = Other (please define)

[2] Preservation Codes:
I = Iced
H = HCL
M = Methanol
N = Nitric Acid
S = Sulfuric Acid
B = Sodium Bisulfate
X = Sodium Hydroxide
T = Sodium Thiosulfate
O = Other (please define)

[3] Container Codes:
A = Amber Glass
G = Glass
P = Plastic
ST = Sterile
V = Vial
S = Summa Canister
T = Tedlar Bag
O = Other (please define)

Relinquished by: (signature)	Date/Time: 12/5 7pm	
Received by: (signature)	Date/Time: 12.6.18 10:20	
Relinquished by: (signature)	Date/Time:	
Received by: (signature) 2.8 5.5	Date/Time: 1025 12-6-18	
Relinquished by: (signature)	Date/Time:	
Received by: (signature)	Date/Time:	

Project Information: RUSH

Special Requirements:
☐ MA MCP Required
MCP Certification Form Required
☑ CT RCP Required
RCP Certification Form Required
☐ MA State DW Required
PWSID #

con-test® ANALYTICAL LABORATORY www.contestlabs.com

NELAC and AIHA-LAP, LLC Accredited

Project Entity
☐ Government ☐ Municipality ☐ MWRA ☐ WRTA
☐ Federal ☐ 21 J ☐ School
☐ City ☐ Brownfield ☐ MBTA

Other
☐ Chromatogram
☐ AIHA-LAP,LLC

PCB ONLY
☐ Soxhlet
☐ Non Soxhlet

I Have Not Confirmed Sample Container Numbers With Lab Staff Before Relinquishing Over Samples_____

con-test® ANALYTICAL LABORATORY

Doc# 277 Rev 5 2017

Login Sample Receipt Checklist - (Rejection Criteria Listing - Using Acceptance Policy) Any False Statement will be brought to the attention of the Client - State True or False

Client Weston + Sampson

Received By LR Date 12-6-18 Time 1825

How were the samples received? In Cooler T No Cooler _____ On Ice T No Ice _____ Direct from Sampling _____ Ambient _____ Melted Ice _____

Were samples within Temperature? 2-6°C T By Gun # 1 Actual Temp - 2.8, 5.5 By Blank # _____ Actual Temp - _____

Was Custody Seal Intact? NA Were Samples Tampered with? NA

Was COC Relinquished ? T Does Chain Agree With Samples? T

Are there broken/leaking/loose caps on any samples? F

Is COC in ink/ Legible? T Were samples received within holding time? T

Did COC include all pertinent Information? Client T Analysis T Sampler Name T Project T ID's T Collection Dates/Times T

Are Sample labels filled out and legible? T

Are there Lab to Filters? F Who was notified? _____

Are there Rushes? T Who was notified? Kayla

Are there Short Holds? F Who was notified? _____

Is there enough Volume? T

Is there Headspace where applicable? NA MS/MSD? C

Proper Media/Containers Used? T Is splitting samples required? F

Were trip blanks received? F On COC? T

Do all samples have the proper pH? Acid _____ Base _____

Vials	#	Containers:	#		#		#
Unp-		1 Liter Amb.		1 Liter Plastic		16 oz Amb.	
HCL-		500 mL Amb.		500 mL Plastic		8oz Amb/Clear	2
Meoh-		250 mL Amb.		250 mL Plastic		4oz Amb/Clear	
Bisulfate-		Flashpoint		Col./Bacteria		2oz Amb/Clear	
DI-		Other Glass		Other Plastic		Encore	
Thiosulfate-		SOC Kit		Plastic Bag		Frozen:	
Sulfuric-		Perchlorate		Ziplock			

Unused Media

Vials	#	Containers:	#		#		#
Unp-		1 Liter Amb.		1 Liter Plastic		16 oz Amb.	
HCL-		500 mL Amb.		500 mL Plastic		8oz Amb/Clear	
Meoh-		250 mL Amb.		250 mL Plastic		4oz Amb/Clear	
Bisulfate-		Col./Bacteria		Flashpoint		2oz Amb/Clear	
DI-		Other Plastic		Other Glass		Encore	
Thiosulfate-		SOC Kit		Plastic Bag		Frozen:	
Sulfuric-		Perchlorate		Ziplock			

Comments:

REASONABLE CONFIDENCE PROTOCOL
LABORATORY ANALYSIS QA/QC CERTIFICATION FORM

Laboratory Name: Con-Test Analytical Laboratory

Client: Weston & Sampson

Project Location: 27 Parsons Ln., Durham, CT

Project Number: 18L0278

Laboratory Sample ID(s):
18L0278-01 thru 18L0278-29

Sample Date(s):
12/05/2018

List RCP Methods Used:
SW-846 8082A

1	For each analytical method referenced in this laboratory report package, were all specified QA/QC performance criteria followed, including the requirement to explain any criteria falling outside of acceptable guidelines, as specified in the CTDEP method-specific Reasonable Confidence Protocol documents?	☑ Yes ☐ No
1A	Were the method specified preservation and holding time requirements met?	☑ Yes ☐ No
1B	VPH and EPH Methods only: Was the VPH and EPH method conducted without significant modifications (see Section 11.3 of respective RCP methods)?	☐ Yes ☐ No ☑ N/A
2	Were all samples received by the laboratory in a condition consistent with that described on the associated chain-of-custody document(s)?	☑ Yes ☐ No
3	Were samples received at an appropriate temperature (< 6 degrees C.)?	☑ Yes ☐ No ☐ N/A
4	Were all QA/QC performance criteria specified in the CTDEP Reasonable Confidence Protocol documents achieved?	☐ Yes ☑ No
5A	Were reporting limits specified or referenced on the chain-of-custody?	☐ Yes ☑ No
5B	Were these reporting limits met?	☐ Yes ☐ No
6	For each analytical method referenced in this laboratory report package, were results reported for all constituents identified in the method-specific analyte lists presented in the Reasonable Confidence Protocol documents?	☑ Yes ☐ No
7	Are project-specific matrix spikes and laboratory duplicates included in this data set?	☑ Yes ☐ No

Notes: For all questions to which the response was "No" (with the exception of question #7), additional information must be provided in an attached narrative. If the answer to question #1, #1A, or #1B is "No", the data package does not meet the requirements for "Reasonable Confidence."
This form may not be altered and all questions must be answered.

Lisa A. Worthington

I, the undersigned, attest under the pains and penalties of perjury that, to the best of my knowledge and belief and based upon my personal inquiry of those responsible for providing the information contained in this analytical report, such information is accurate and complete.

Authorized Signature: Lisa Worthington **Position:** Project Manager

Printed Name: Lisa A. Worthington **Date:** 12/11/18

Name of Laboratory: Con-Test Analytical Laboratory

This certification form is to be used for RCP methods only.

Quantitation Report (Not Reviewed)

Data Path : C:\msdchem\1\data\121018\
Data File : E1210070.D
Signal(s) : Signal #1: ECD1A.ch Signal #2: ECD2B.ch
Acq On : 11 Dec 2018 9:56 am
Operator : JMB
Sample : 18L0278-01@TBA Inst : ECD 5
Misc :
ALS Vial : 70 Sample Multiplier: 1

Integration File signal 1: 1254-F.E
Integration File signal 2: 1254-B.E
Quant Time: Dec 11 14:53:43 2018
Quant Method : C:\msdchem\1\methods\PCB methods\5-1254-120818.M
Quant Title : 1254 11/27/18 11/06/18 ICAL 1800376
QLast Update : Tue Dec 04 17:30:31 2018
Response via : Initial Calibration
Integrator: ChemStation

Volume Inj. :
Signal #1 Phase : Signal #2 Phase:
Signal #1 Info : Signal #2 Info :

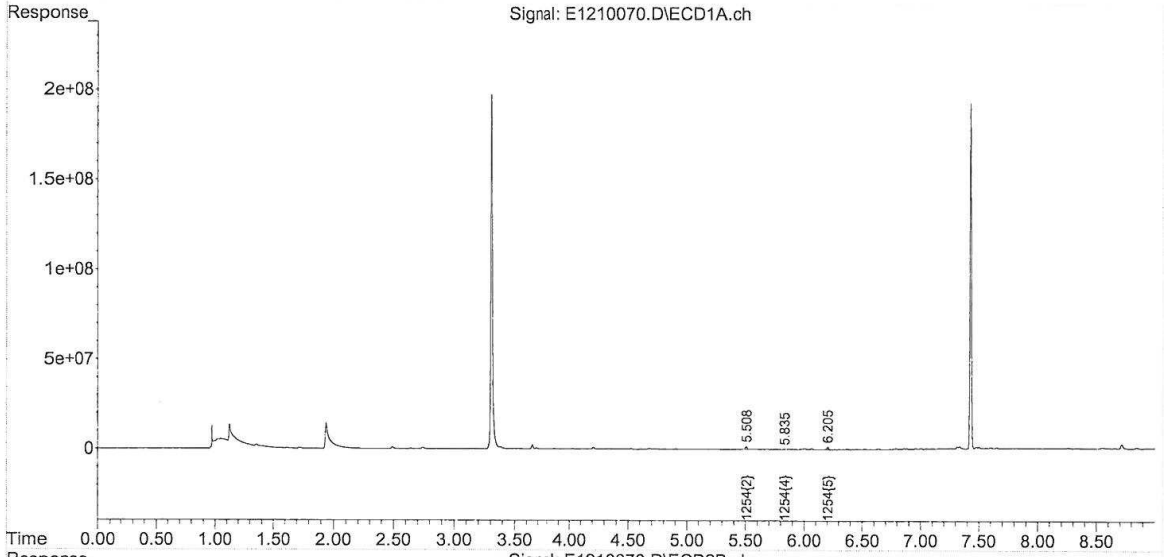

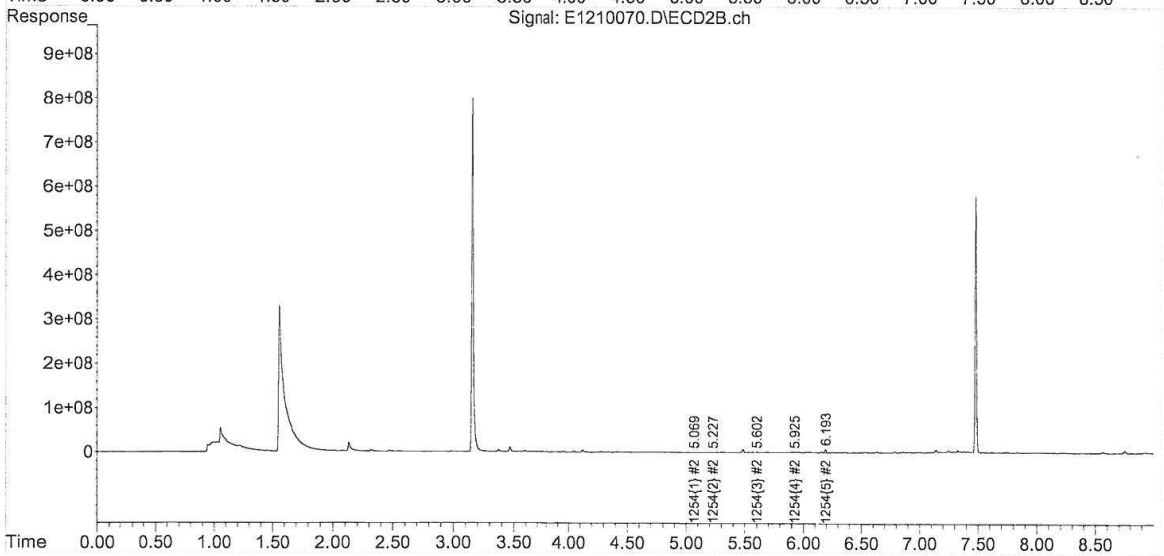

5-1254-120818.M Tue Dec 11 15:26:24 2018

Quantitation Report (Not Reviewed)

Data Path : C:\msdchem\1\data\121018\
Data File : E1210071.D
Signal(s) : Signal #1: ECD1A.ch Signal #2: ECD2B.ch
Acq On : 11 Dec 2018 10:08 am
Operator : JMB
Sample : 18L0278-02@TBA Inst : ECD 5
Misc :
ALS Vial : 71 Sample Multiplier: 1

Integration File signal 1: 1254-F.E
Integration File signal 2: 1254-B.E
Quant Time: Dec 11 14:53:46 2018
Quant Method : C:\msdchem\1\methods\PCB methods\5-1254-120818.M
Quant Title : 1254 11/27/18 11/06/18 ICAL 1800376
QLast Update : Tue Dec 04 17:30:31 2018
Response via : Initial Calibration
Integrator: ChemStation

Volume Inj. :
Signal #1 Phase : Signal #2 Phase:
Signal #1 Info : Signal #2 Info :

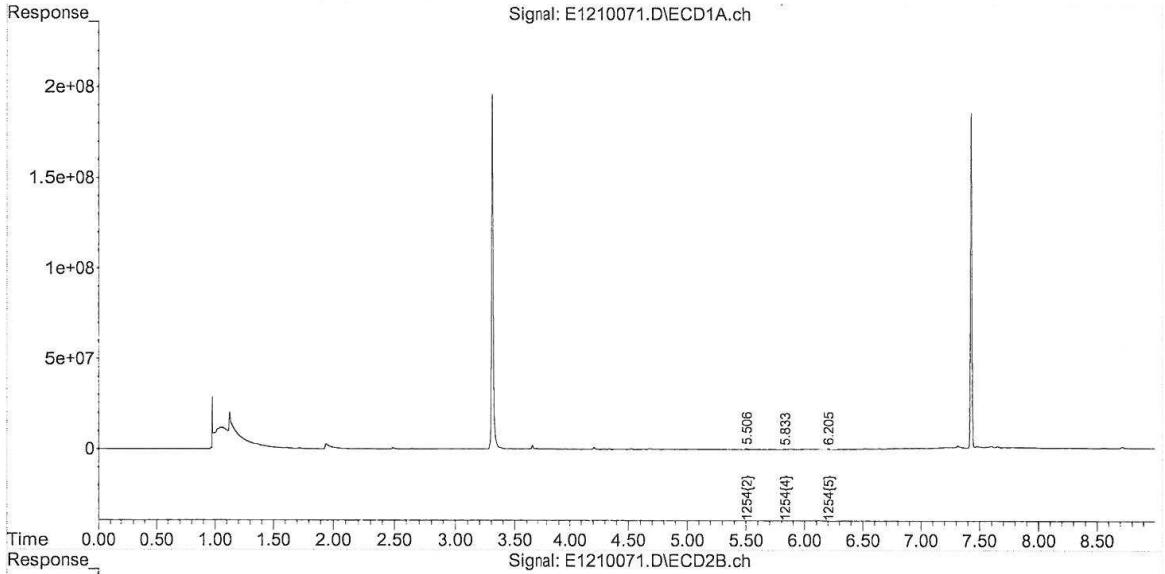

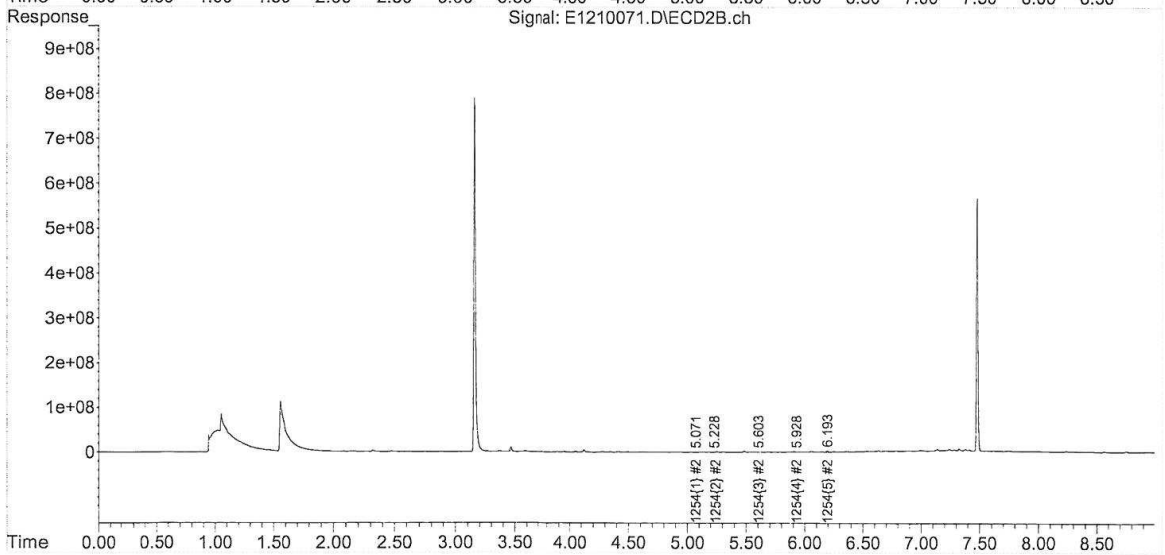

5-1254-120818.M Tue Dec 11 15:26:26 2018

Quantitation Report (Not Reviewed)

Data Path : C:\msdchem\1\data\121018\
Data File : E1210072.D
Signal(s) : Signal #1: ECD1A.ch Signal #2: ECD2B.ch
Acq On : 11 Dec 2018 10:21 am
Operator : JMB
Sample : 18L0278-03@TBA Inst : ECD 5
Misc :
ALS Vial : 72 Sample Multiplier: 1

Integration File signal 1: 1254-F.E
Integration File signal 2: 1254-B.E
Quant Time: Dec 11 14:53:48 2018
Quant Method : C:\msdchem\1\methods\PCB methods\5-1254-120818.M
Quant Title : 1254 11/27/18 11/06/18 ICAL 1800376
QLast Update : Tue Dec 04 17:30:31 2018
Response via : Initial Calibration
Integrator: ChemStation

Volume Inj. :
Signal #1 Phase : Signal #2 Phase:
Signal #1 Info : Signal #2 Info :

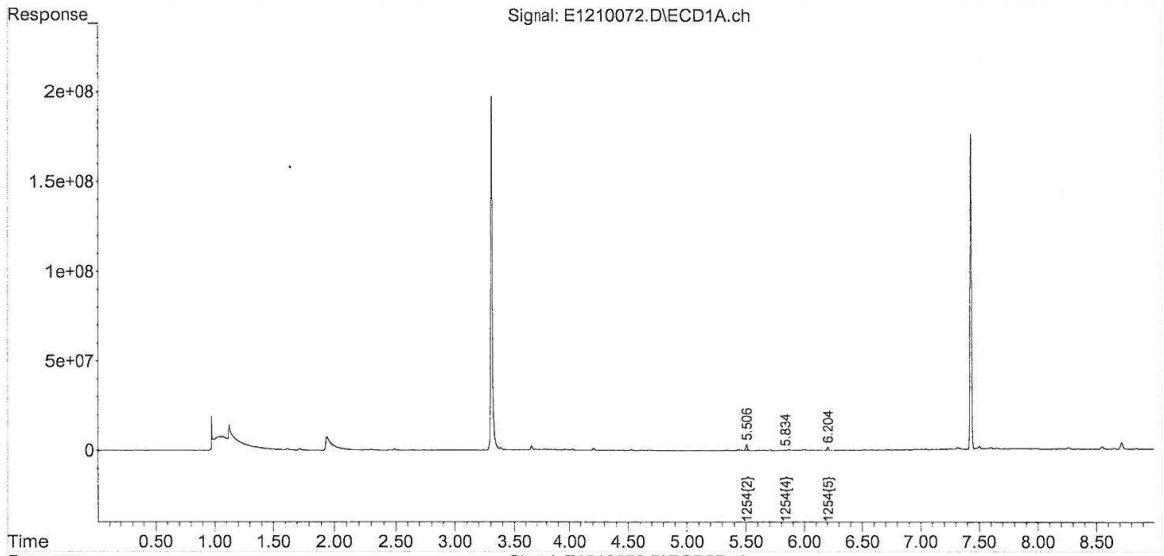

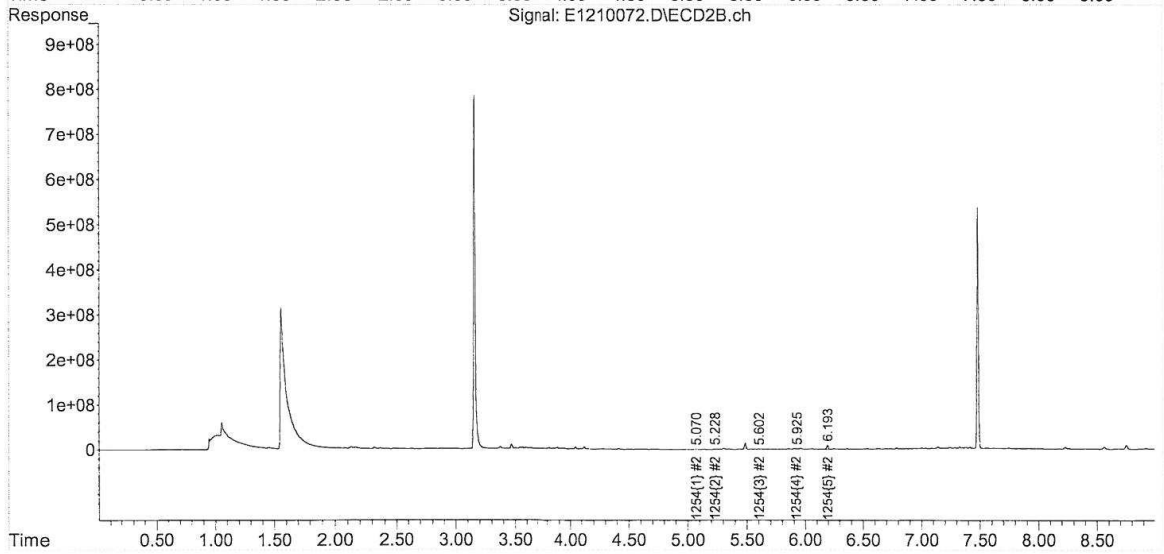

5-1254-120818.M Tue Dec 11 15:26:28 2018

Quantitation Report (Not Reviewed)

Data Path : C:\msdchem\1\data\121018\
Data File : E1210073.D
Signal(s) : Signal #1: ECD1A.ch Signal #2: ECD2B.ch
Acq On : 11 Dec 2018 10:34 am
Operator : JMB
Sample : 18L0278-04@8X TBA Inst : ECD 5
Misc :
ALS Vial : 73 Sample Multiplier: 1

Integration File signal 1: 1254-F.E
Integration File signal 2: 1254-B.E
Quant Time: Dec 11 14:51:18 2018
Quant Method : C:\msdchem\1\methods\PCB methods\5-1254-120818.M
Quant Title : 1254 11/27/18 11/06/18 ICAL 1800376
QLast Update : Tue Dec 04 17:30:31 2018
Response via : Initial Calibration
Integrator: ChemStation

Volume Inj. :
Signal #1 Phase : Signal #2 Phase:
Signal #1 Info : Signal #2 Info :

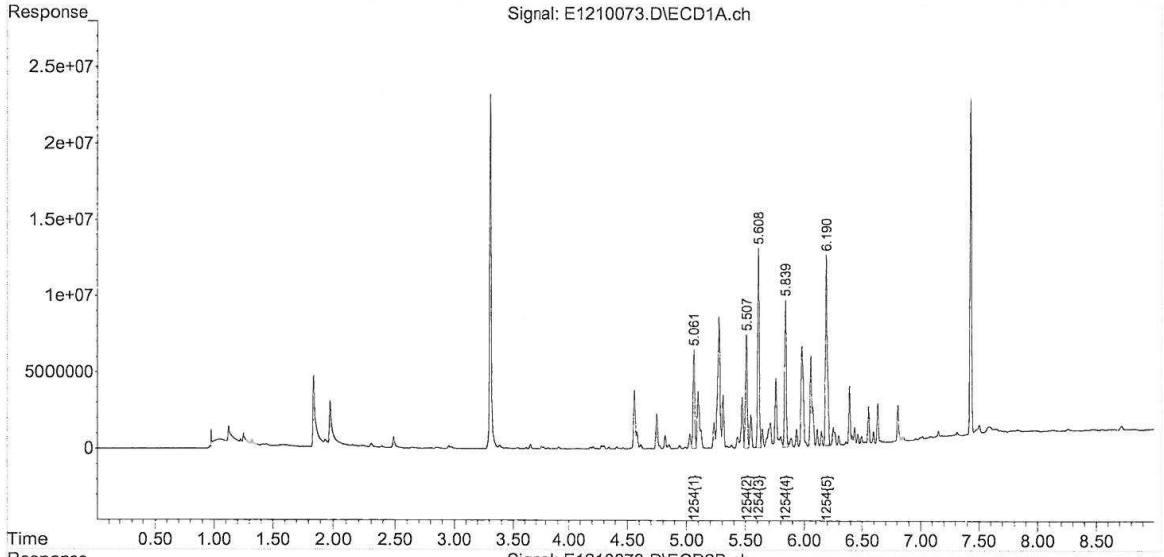

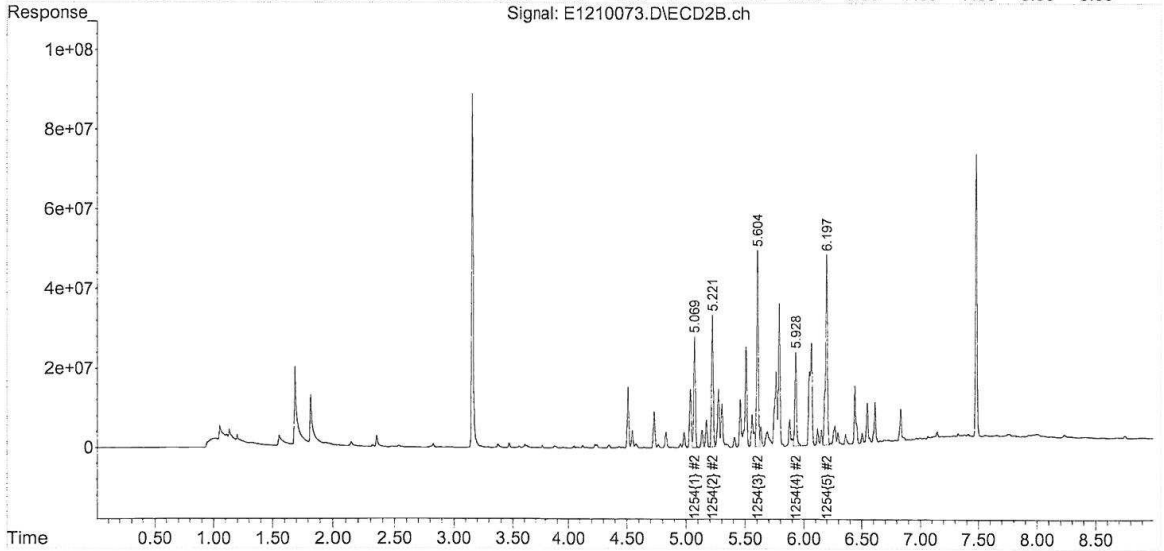

5-1254-120818.M Tue Dec 11 15:26:30 2018

Quantitation Report (Not Reviewed)

```
Data Path : C:\msdchem\1\data\121018\
Data File : E1210074.D
Signal(s) : Signal #1: ECD1A.ch  Signal #2: ECD2B.ch
Acq On    : 11 Dec 2018  10:46 am
Operator  : JMB
Sample    : 18L0278-05@8X TBA                          Inst    : ECD 5
Misc      :
ALS Vial  : 74   Sample Multiplier: 1

Integration File signal 1: 1254-F.E
Integration File signal 2: 1254-B.E
Quant Time: Dec 11 14:52:08 2018
Quant Method : C:\msdchem\1\methods\PCB methods\5-1254-120818.M
Quant Title  : 1254   11/27/18   11/06/18   ICAL 1800376
QLast Update : Tue Dec 04 17:30:31 2018
Response via : Initial Calibration
Integrator: ChemStation

Volume Inj.     :
Signal #1 Phase :                    Signal #2 Phase:
Signal #1 Info  :                    Signal #2 Info :
```

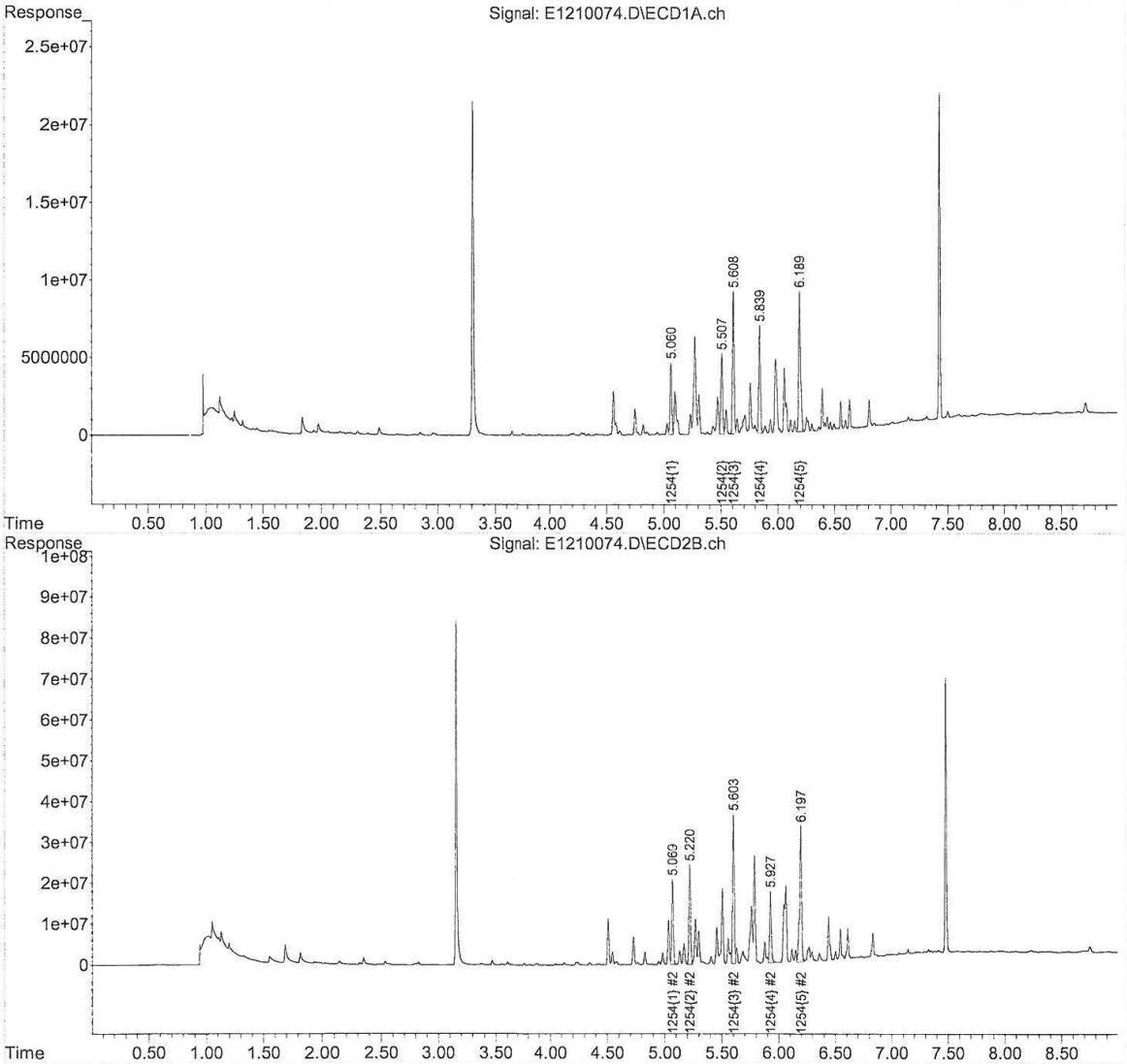

5-1254-120818.M Tue Dec 11 15:26:32 2018

Quantitation Report (Not Reviewed)

Data Path : C:\msdchem\1\data\121018\
Data File : E1210075.D
Signal(s) : Signal #1: ECD1A.ch Signal #2: ECD2B.ch
Acq On : 11 Dec 2018 10:59 am
Operator : JMB
Sample : 18L0278-06@TBA Inst : ECD 5
Misc :
ALS Vial : 75 Sample Multiplier: 1

Integration File signal 1: 1254-F.E
Integration File signal 2: 1254-B.E
Quant Time: Dec 11 14:53:50 2018
Quant Method : C:\msdchem\1\methods\PCB methods\5-1254-120818.M
Quant Title : 1254 11/27/18 11/06/18 ICAL 1800376
QLast Update : Tue Dec 04 17:30:31 2018
Response via : Initial Calibration
Integrator: ChemStation

Volume Inj. :
Signal #1 Phase : Signal #2 Phase:
Signal #1 Info : Signal #2 Info :

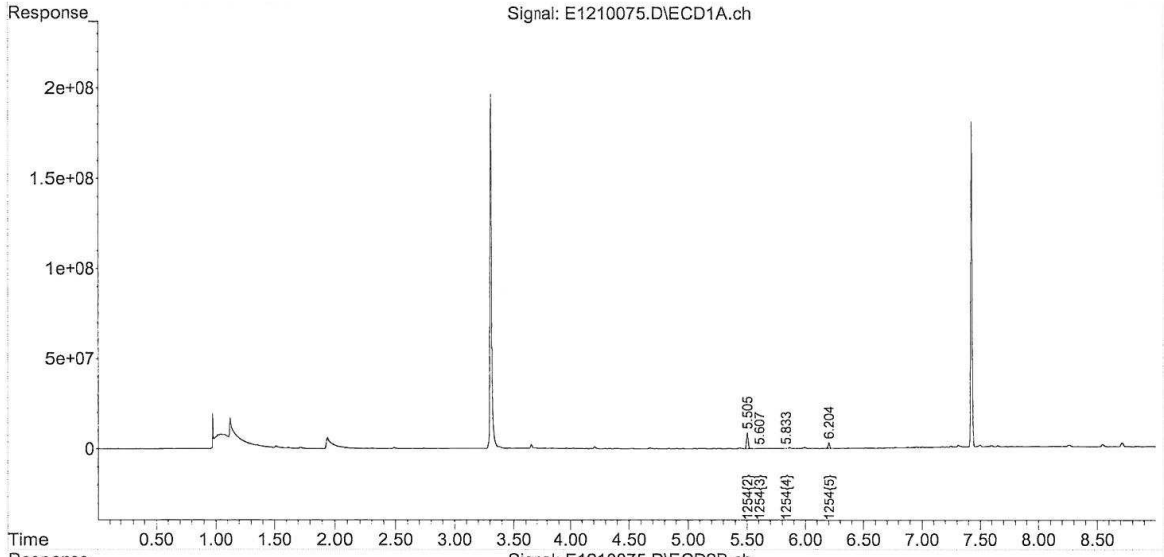

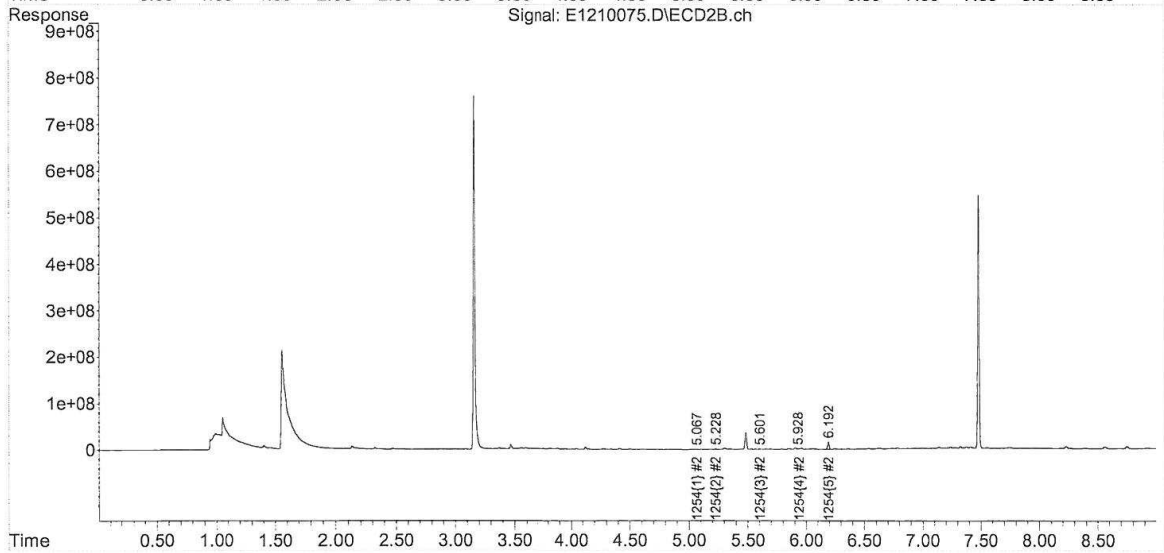

5-1254-120818.M Tue Dec 11 15:26:34 2018

Quantitation Report (QT Reviewed)

Data Path : C:\msdchem\1\data\121018\
Data File : E1210076.D
Signal(s) : Signal #1: ECD1A.ch Signal #2: ECD2B.ch
Acq On : 11 Dec 2018 11:11 am
Operator : JMB
Sample : 18L0278-07@TBA Inst : ECD 5
Misc :
ALS Vial : 76 Sample Multiplier: 1

Integration File signal 1: 1254-F.E
Integration File signal 2: 1254-B.E
Quant Time: Dec 11 14:53:52 2018
Quant Method : C:\msdchem\1\methods\PCB methods\5-1254-120818.M
Quant Title : 1254 11/27/18 11/06/18 ICAL 1800376
QLast Update : Tue Dec 04 17:30:31 2018
Response via : Initial Calibration
Integrator: ChemStation

Volume Inj. :
Signal #1 Phase : Signal #2 Phase:
Signal #1 Info : Signal #2 Info :

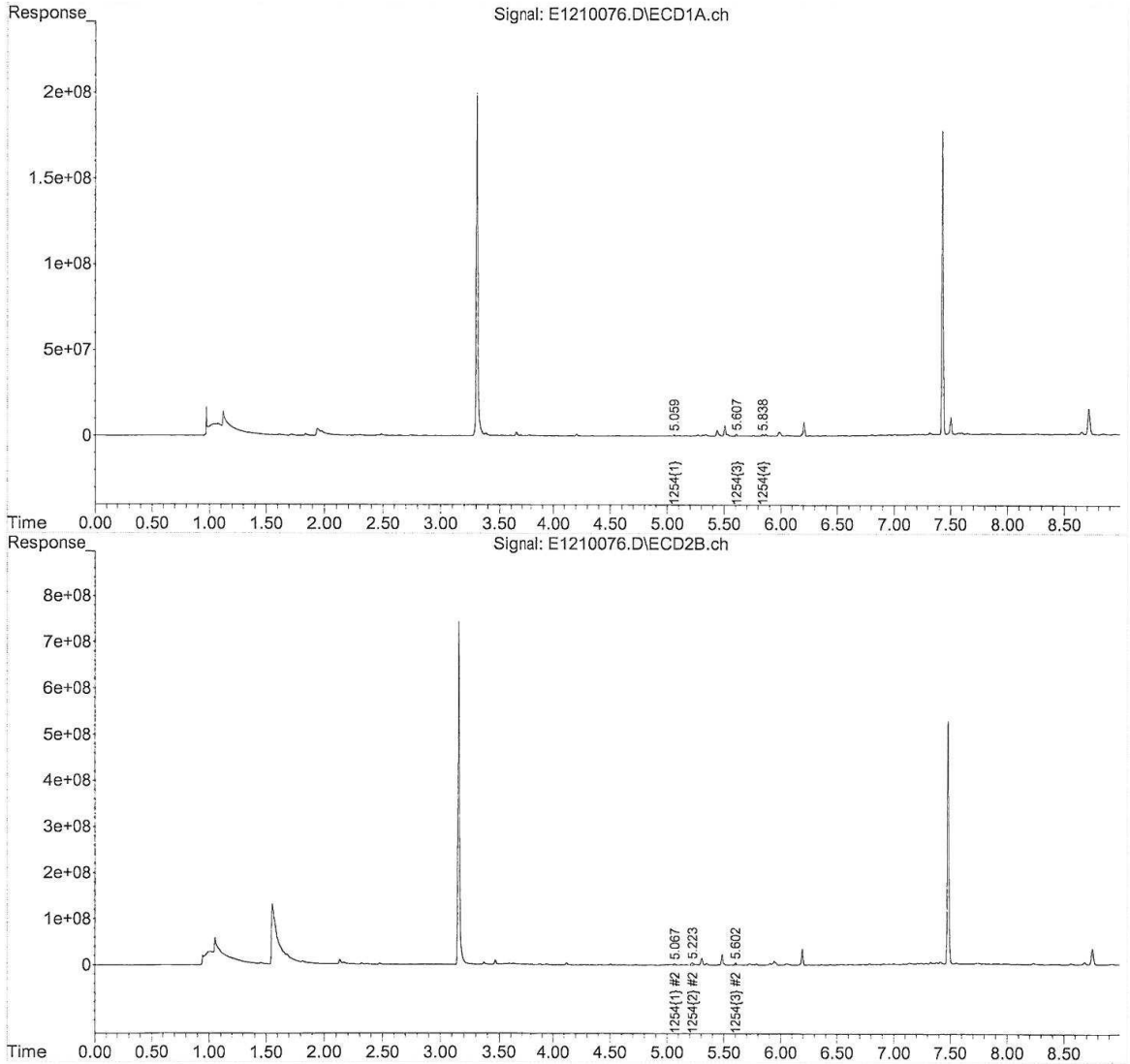

5-1254-120818.M Tue Dec 11 15:26:36 2018

Quantitation Report (Not Reviewed)

Data Path : C:\msdchem\1\DATA\121118\
Data File : A1211015.D
Signal(s) : Signal #1: ECD1A.CH Signal #2: ECD2B.CH
Acq On : 11 Dec 2018 11:17 am
Operator : JMB
Sample : 18L0278-08@TBA Inst : HP G1530A
Misc :
ALS Vial : 15 Sample Multiplier: 1

Integration File signal 1: 54-F.E
Integration File signal 2: 54-B.E
Quant Time: Dec 11 13:15:01 2018
DataAcq Meth:PCB02.M
Quant Method : C:\msdchem\1\METHODS\PCB METHODS\1-1254-112818C.M
Quant Title : 1254 11/28/18 11/06/18 ICAL 1800377
QLast Update : Thu Nov 29 09:34:16 2018
Response via : Initial Calibration
Integrator: ChemStation 6890 Scale Mode: Small noise peaks clipped

Volume Inj. :
Signal #1 Phase : Signal #2 Phase:
Signal #1 Info : Signal #2 Info :

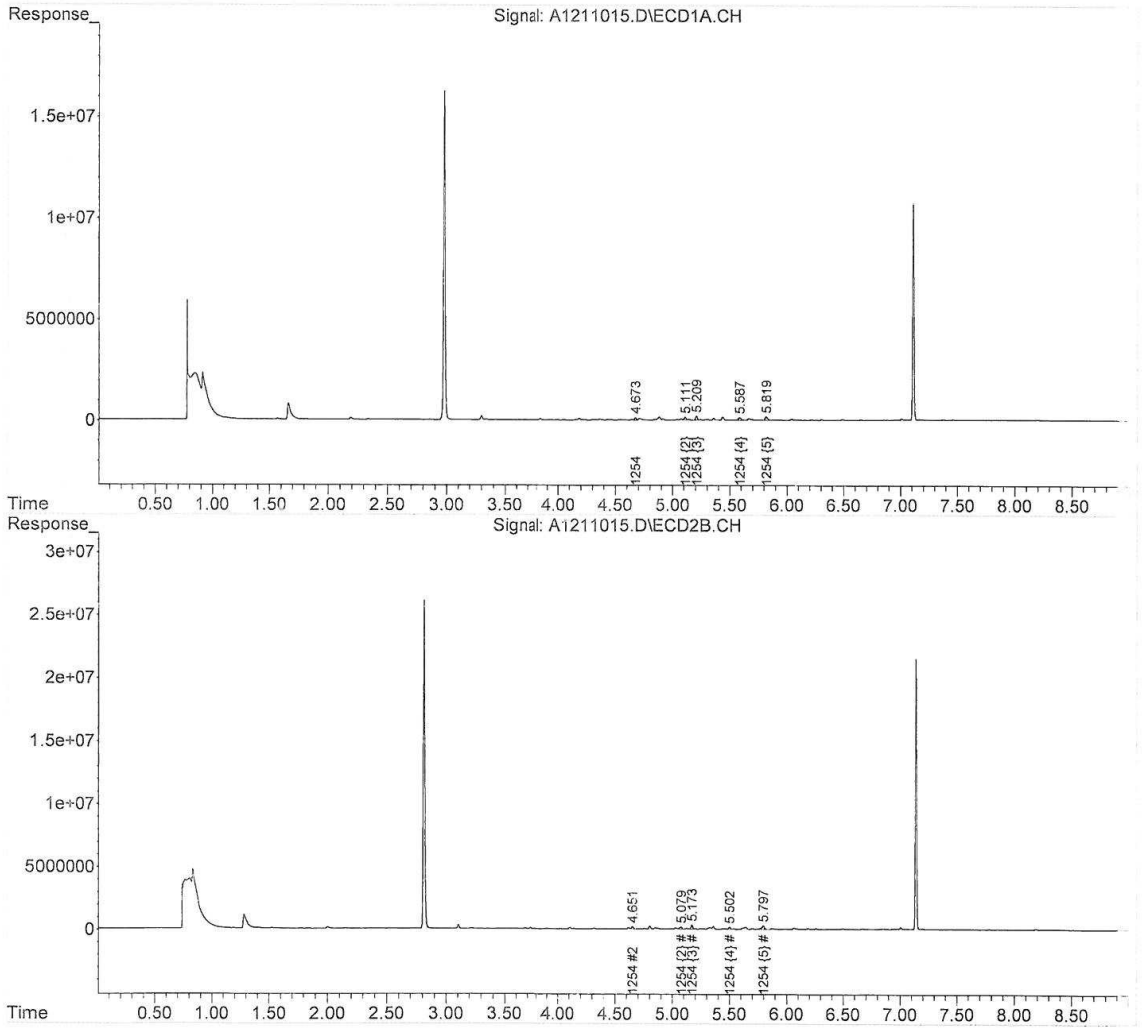

Quantitation Report (QT Reviewed)

Data Path : C:\msdchem\1\DATA\121118\
Data File : A1211016.D
Signal(s) : Signal #1: ECD1A.CH Signal #2: ECD2B.CH
Acq On : 11 Dec 2018 11:30 am
Operator : JMB
Sample : 18L0278-09@TBA Inst : HP G1530A
Misc :
ALS Vial : 16 Sample Multiplier: 1

Integration File signal 1: 16-F.E
Integration File signal 2: 60-B.E
Quant Time: Dec 11 13:19:38 2018
DataAcq Meth:PCB02.M
Quant Method : C:\msdchem\1\METHODS\PCB METHODS\1-1260-112818C.M
Quant Title : 1260/1016 11/28/18 10/23/18 ICAL 1800377
QLast Update : Thu Nov 29 09:26:12 2018
Response via : Initial Calibration
Integrator: ChemStation 6890 Scale Mode: Small noise peaks clipped

Volume Inj. :
Signal #1 Phase : Signal #2 Phase:
Signal #1 Info : Signal #2 Info :

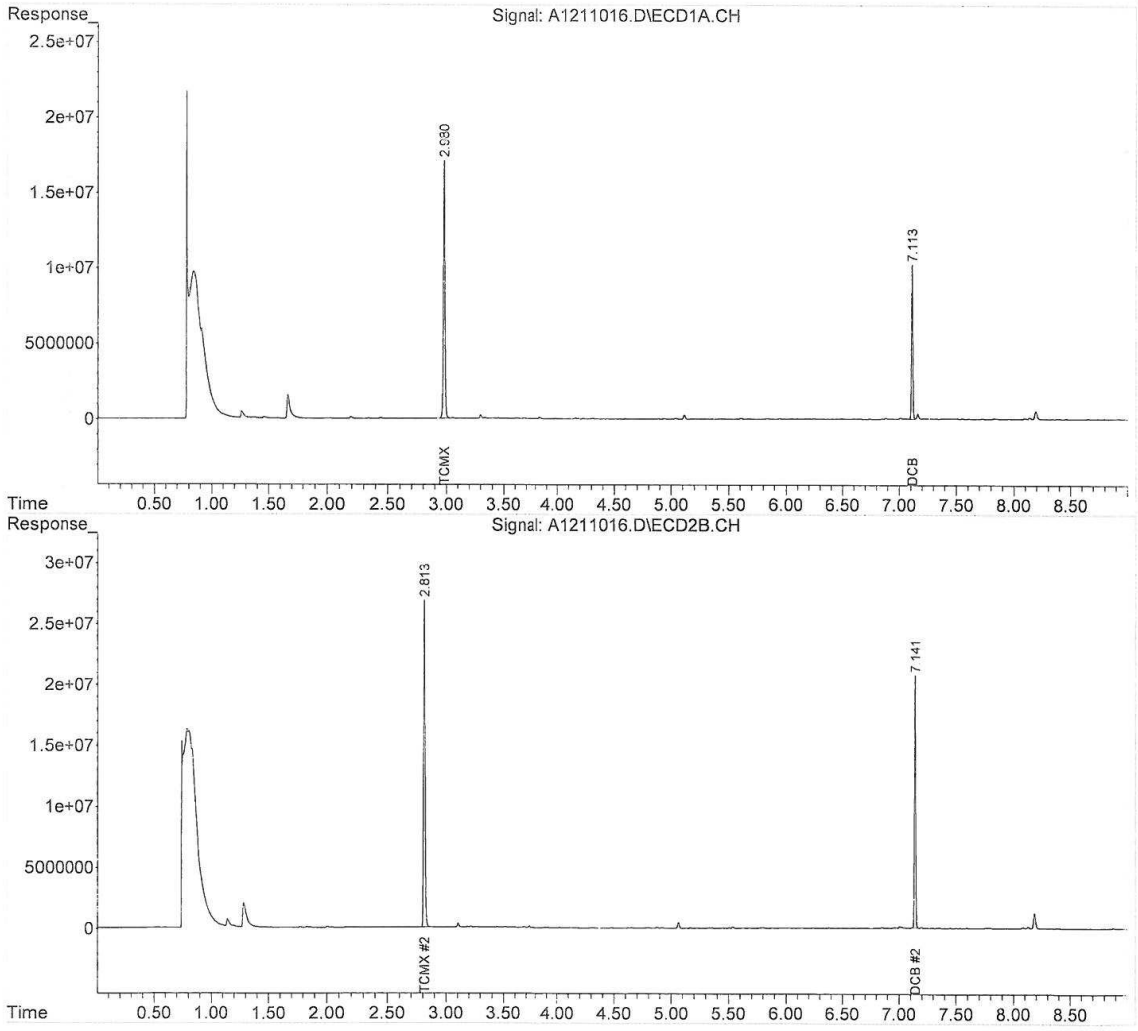

1-1260-112818C.M Tue Dec 11 14:42:02 2018

Quantitation Report (QT Reviewed)

Data Path : C:\msdchem\1\data\121018\
Data File : I1210039.d
Signal(s) : Signal #1: ECD1A.ch Signal #2: ECD2B.ch
Acq On : 10 Dec 2018 4:50 pm
Operator : JMB
Sample : 18L0278-10@4X TBA Inst : ECD 9
Misc :
ALS Vial : 39 Sample Multiplier: 1

Integration File signal 1: F-1254.E
Integration File signal 2: B-1254.E
Quant Time: Dec 11 09:06:29 2018
Quant Method : C:\msdchem\1\methods\PCB Methods\9-1254-120318C.M
Quant Title : 1254 12/03/18 11/06/18 ICAL 1800381
QLast Update : Tue Dec 04 09:25:10 2018
Response via : Initial Calibration
Integrator: ChemStation

Volume Inj. :
Signal #1 Phase : Signal #2 Phase:
Signal #1 Info : Signal #2 Info :

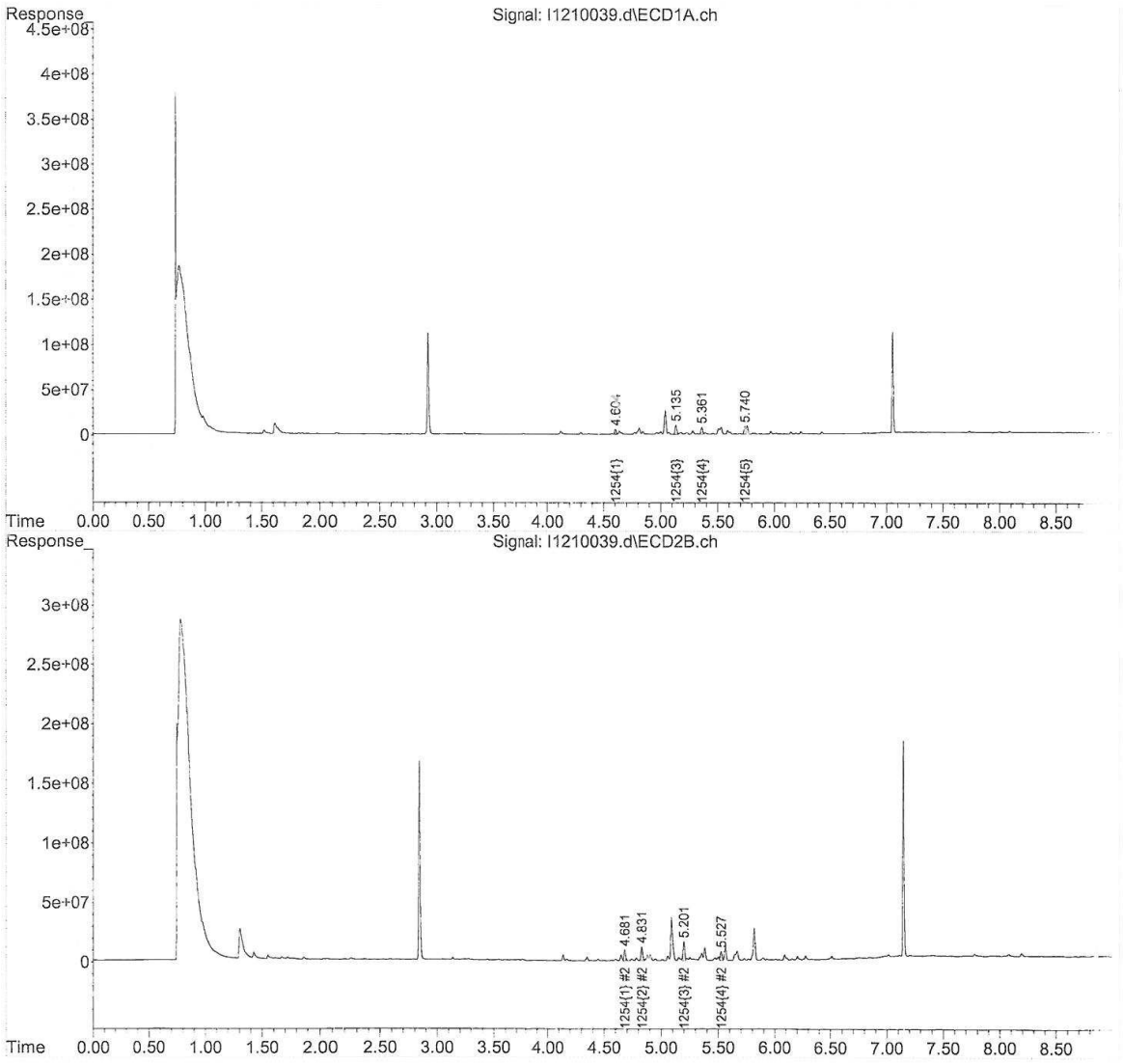

Quantitation Report (Not Reviewed)

Data Path : C:\msdchem\1\DATA\121118\
Data File : A1211017.D
Signal(s) : Signal #1: ECD1A.CH Signal #2: ECD2B.CH
Acq On : 11 Dec 2018 11:43 am
Operator : JMB
Sample : 18L0278-11@TBA Inst : HP G1530A
Misc :
ALS Vial : 17 Sample Multiplier: 1

Integration File signal 1: 54-F.E
Integration File signal 2: 54-B.E
Quant Time: Dec 11 13:15:05 2018
DataAcq Meth:PCB02.M
Quant Method : C:\msdchem\1\METHODS\PCB METHODS\1-1254-112818C.M
Quant Title : 1254 11/28/18 11/06/18 ICAL 1800377
QLast Update : Thu Nov 29 09:34:16 2018
Response via : Initial Calibration
Integrator: ChemStation 6890 Scale Mode: Small noise peaks clipped

Volume Inj. :
Signal #1 Phase : Signal #2 Phase:
Signal #1 Info : Signal #2 Info :

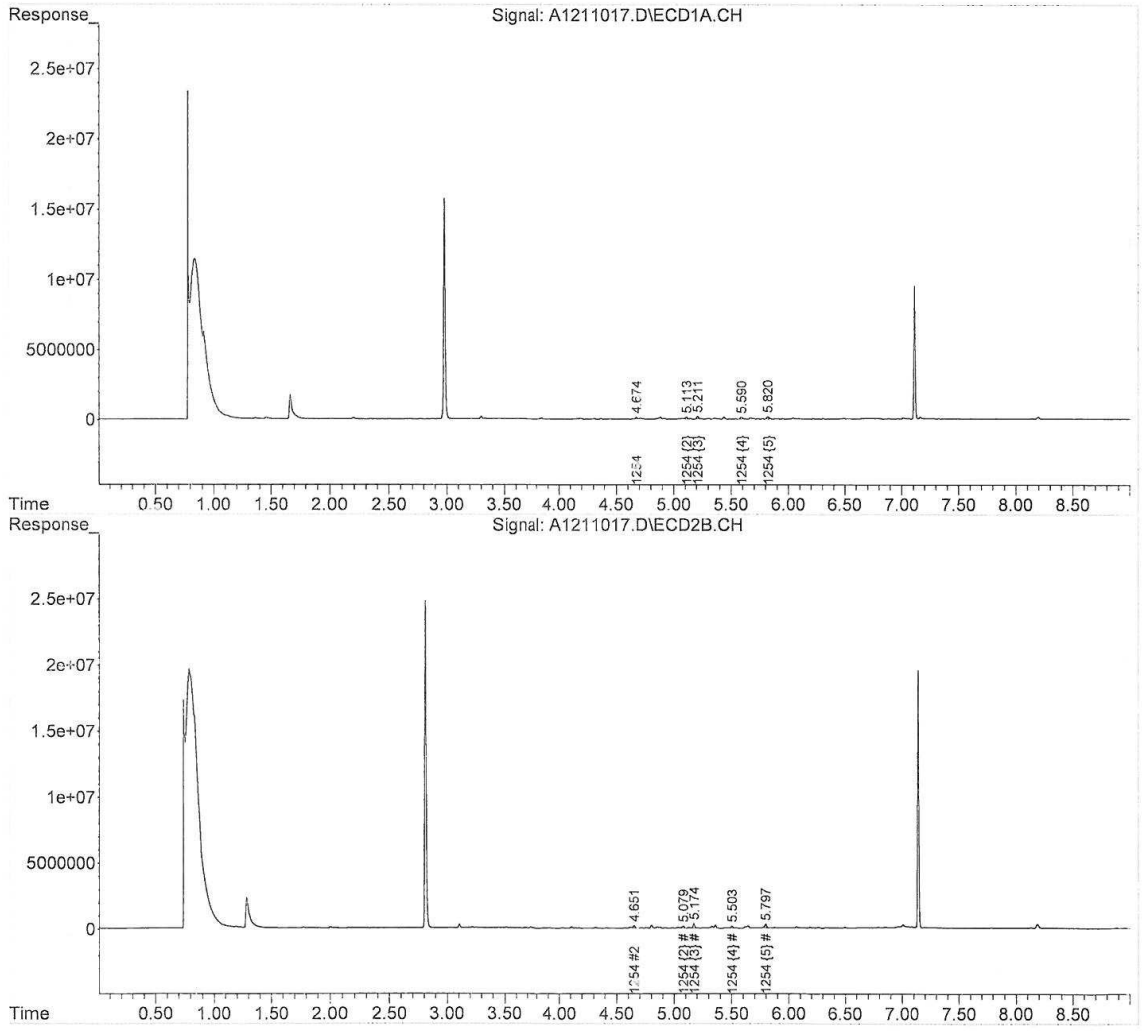

1-1254-112818C.M Tue Dec 11 14:42:37 2018

Quantitation Report (QT Reviewed)

Data Path : C:\msdchem\1\DATA\121118\
Data File : A1211018.D
Signal(s) : Signal #1: ECD1A.CH Signal #2: ECD2B.CH
Acq On : 11 Dec 2018 11:56 am
Operator : JMB
Sample : 18L0278-12@TBA Inst : HP G1530A
Misc :
ALS Vial : 18 Sample Multiplier: 1

Integration File signal 1: 16-F.E
Integration File signal 2: 60-B.E
Quant Time: Dec 11 13:20:43 2018
DataAcq Meth:PCB02.M
Quant Method : C:\msdchem\1\METHODS\PCB METHODS\1-1260-112818C.M
Quant Title : 1260/1016 11/28/18 10/23/18 ICAL 1800377
QLast Update : Thu Nov 29 09:26:12 2018
Response via : Initial Calibration
Integrator: ChemStation 6890 Scale Mode: Small noise peaks clipped

Volume Inj. :
Signal #1 Phase : Signal #2 Phase:
Signal #1 Info : Signal #2 Info :

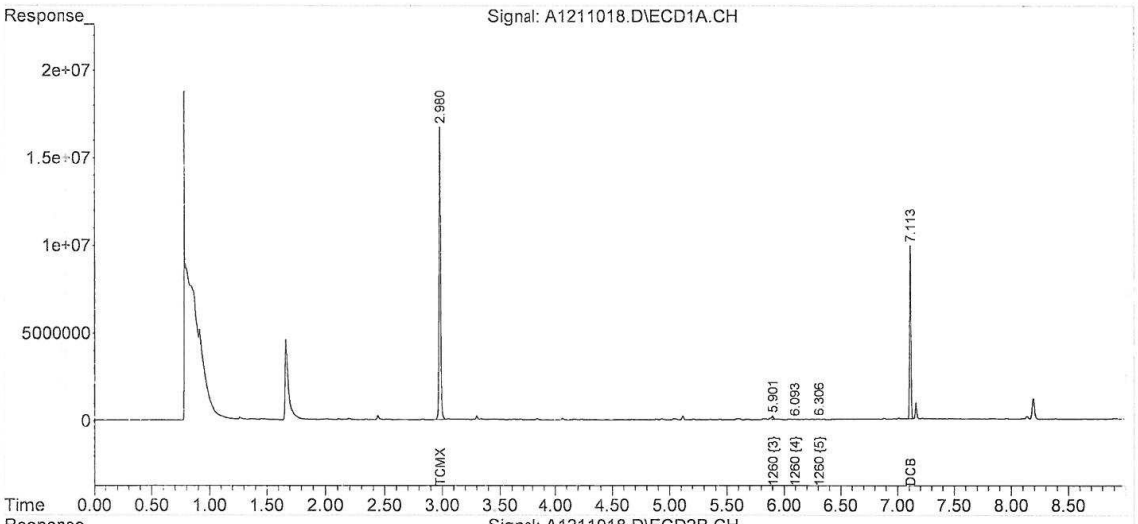

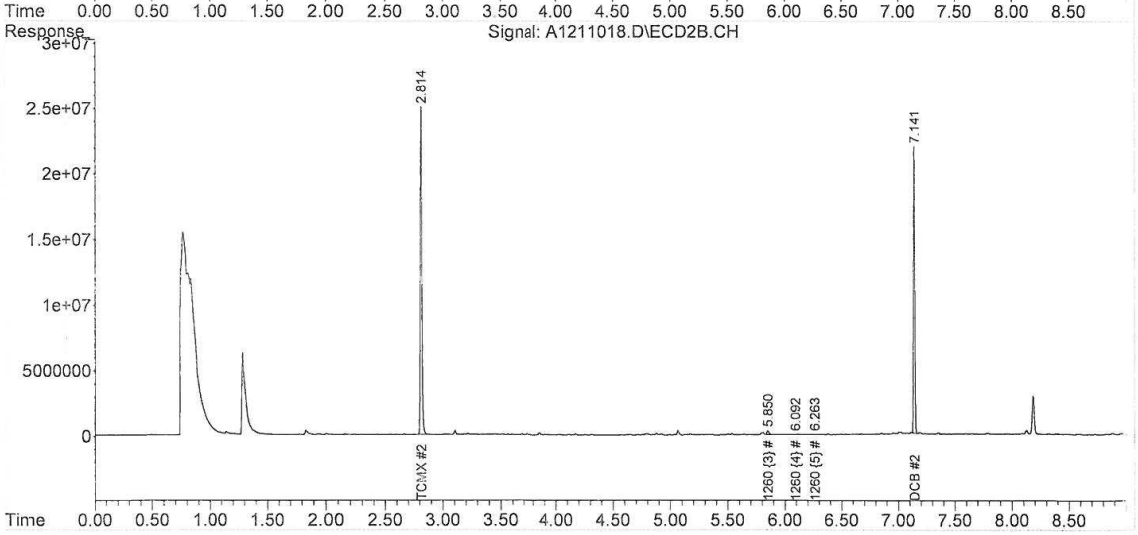

Quantitation Report (Not Reviewed)

Data Path : C:\msdchem\1\DATA\121118\
Data File : A1211019.D
Signal(s) : Signal #1: ECD1A.CH Signal #2: ECD2B.CH
Acq On : 11 Dec 2018 12:09 pm
Operator : JMB
Sample : 18L0278-13@TBA Inst : HP G1530A
Misc :
ALS Vial : 19 Sample Multiplier: 1

Integration File signal 1: 54-F.E
Integration File signal 2: 54-B.E
Quant Time: Dec 11 13:15:09 2018
DataAcq Meth:PCB02.M
Quant Method : C:\msdchem\1\METHODS\PCB METHODS\1-1254-112818C.M
Quant Title : 1254 11/28/18 11/06/18 ICAL 1800377
QLast Update : Thu Nov 29 09:34:16 2018
Response via : Initial Calibration
Integrator: ChemStation 6890 Scale Mode: Small noise peaks clipped

Volume Inj. :
Signal #1 Phase : Signal #2 Phase:
Signal #1 Info : Signal #2 Info :

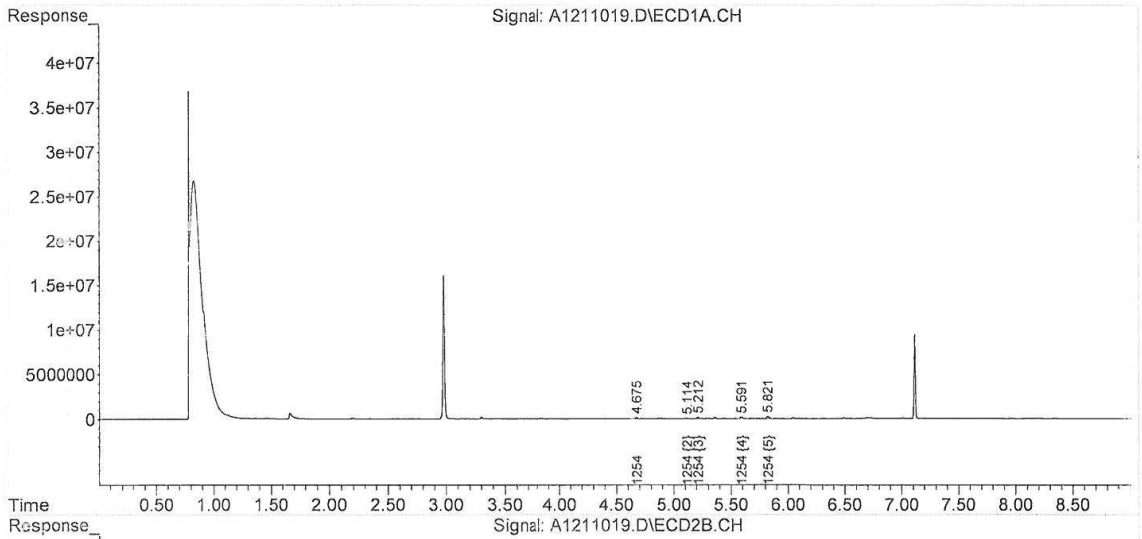

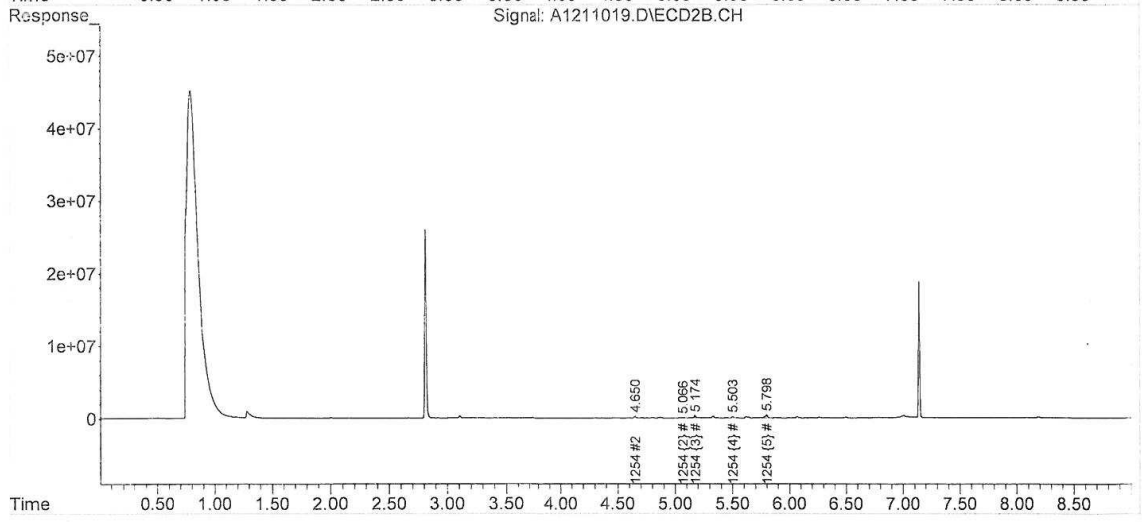

Quantitation Report (QT Reviewed)

Data Path : C:\msdchem\1\DATA\121118\
Data File : A1211020.D
Signal(s) : Signal #1: ECD1A.CH Signal #2: ECD2B.CH
Acq On : 11 Dec 2018 12:21 pm
Operator : JMB
Sample : 18L0278-14@TBA Inst : HP G1530A
Misc :
ALS Vial : 20 Sample Multiplier: 1

Integration File signal 1: 16-F.E
Integration File signal 2: 60-B.E
Quant Time: Dec 11 13:21:42 2018
DataAcq Meth:PCB02.M
Quant Method : C:\msdchem\1\METHODS\PCB METHODS\1-1260-112818C.M
Quant Title : 1260/1016 11/28/18 10/23/18 ICAL 1800377
QLast Update : Thu Nov 29 09:26:12 2018
Response via : Initial Calibration
Integrator: ChemStation 6890 Scale Mode: Small noise peaks clipped

Volume Inj. :
Signal #1 Phase : Signal #2 Phase:
Signal #1 Info : Signal #2 Info :

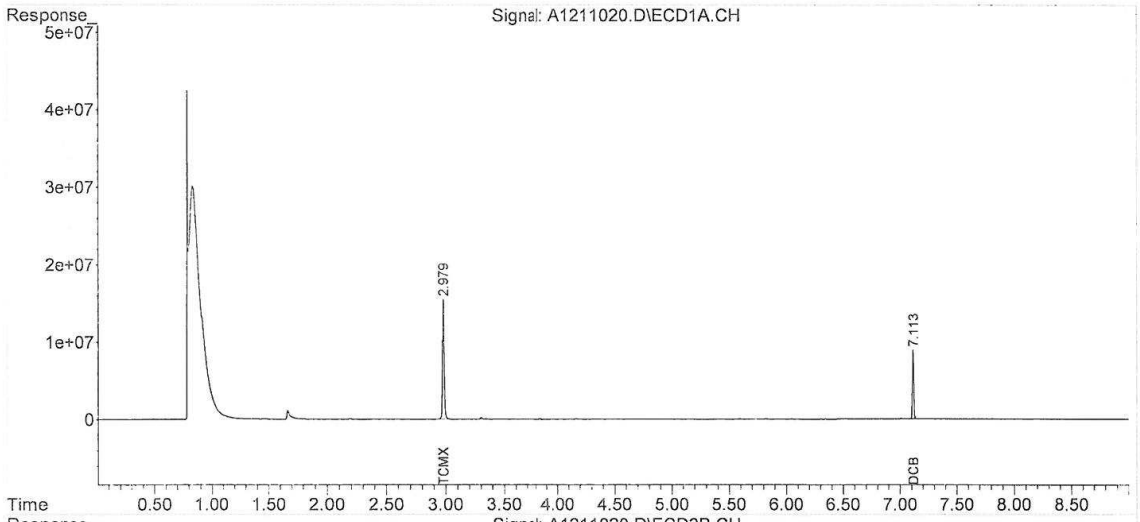

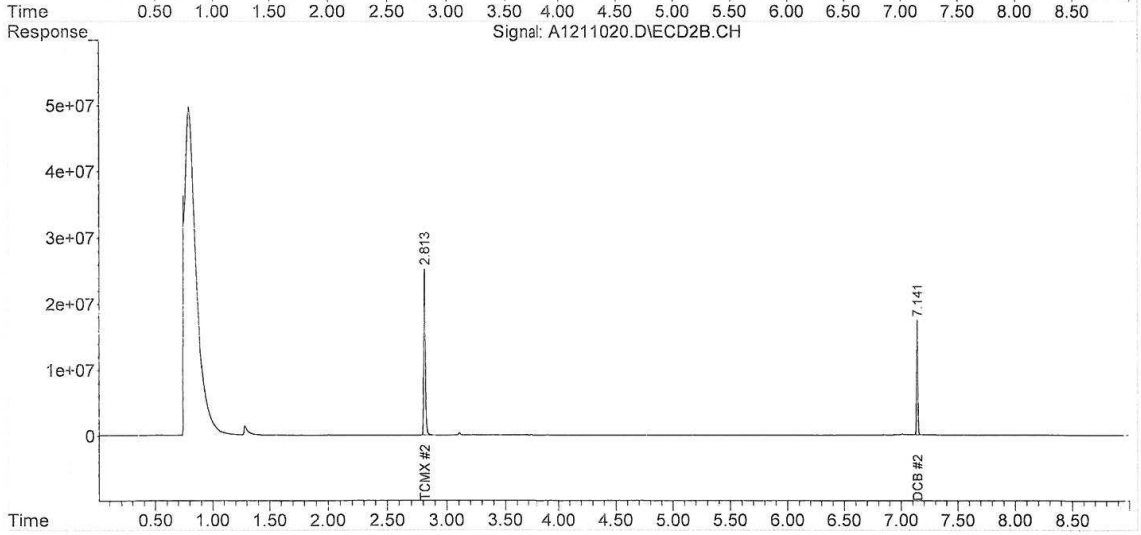

Quantitation Report (QT Reviewed)

Data Path : C:\msdchem\1\DATA\121118\
Data File : A1211021.D
Signal(s) : Signal #1: ECD1A.CH Signal #2: ECD2B.CH
Acq On : 11 Dec 2018 12:34 pm
Operator : JMB
Sample : 18L0278-15@TBA Inst : HP G1530A
Misc :
ALS Vial : 21 Sample Multiplier: 1

Integration File signal 1: 16-F.E
Integration File signal 2: 60-B.E
Quant Time: Dec 11 13:22:16 2018
DataAcq Meth:PCB02.M
Quant Method : C:\msdchem\1\METHODS\PCB METHODS\1-1260-112818C.M
Quant Title : 1260/1016 11/28/18 10/23/18 ICAL 1800377
QLast Update : Thu Nov 29 09:26:12 2018
Response via : Initial Calibration
Integrator: ChemStation 6890 Scale Mode: Small noise peaks clipped

Volume Inj. :
Signal #1 Phase : Signal #2 Phase:
Signal #1 Info : Signal #2 Info :

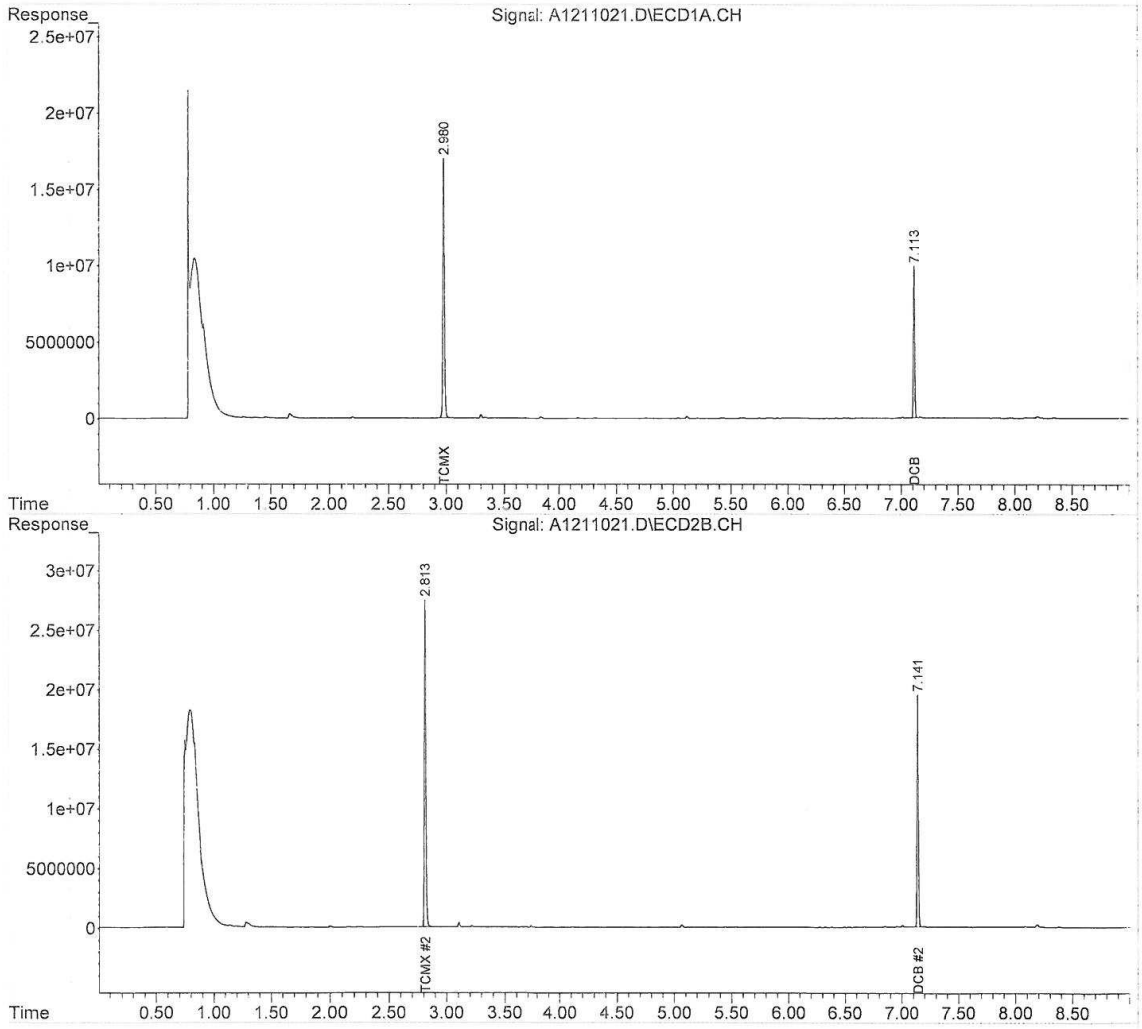

Quantitation Report (QT Reviewed)

Data Path : C:\msdchem\1\data\121118\
Data File : I1211015.d
Signal(s) : Signal #1: ECD1A.ch Signal #2: ECD2B.ch
Acq On : 11 Dec 2018 11:29 am
Operator : JMB
Sample : 18L0278-16@TBA Inst : ECD 9
Misc :
ALS Vial : 15 Sample Multiplier: 1

Integration File signal 1: F-1260.E
Integration File signal 2: B-1260.E
Quant Time: Dec 11 14:40:53 2018
Quant Method : C:\msdchem\1\methods\PCB Methods\9-1260-121118.M
Quant Title : 1260/1016 10/31/18 10/23/18 ICAL 1800351
QLast Update : Wed Oct 31 16:00:04 2018
Response via : Initial Calibration
Integrator: ChemStation

Volume Inj. :
Signal #1 Phase : Signal #2 Phase:
Signal #1 Info : Signal #2 Info :

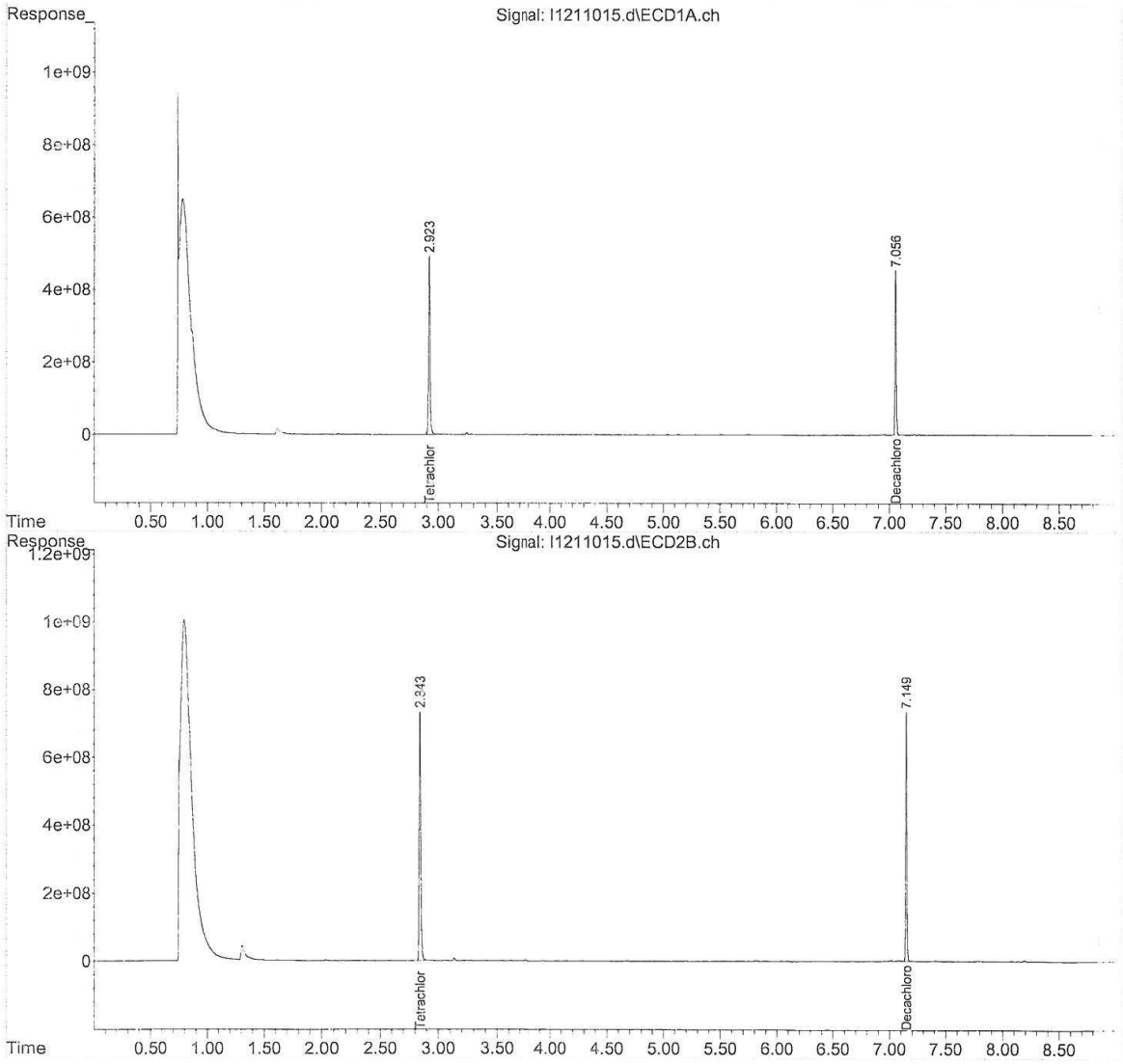

Quantitation Report (QT Reviewed)

Data Path : C:\msdchem\1\data\121118\
Data File : I1211016.d
Signal(s) : Signal #1: ECD1A.ch Signal #2: ECD2B.ch
Acq On : 11 Dec 2018 11:41 am
Operator : JMB
Sample : 18L0278-17@TBA Inst : ECD 9
Misc :
ALS Vial : 16 Sample Multiplier: 1

Integration File signal 1: F-1260.E
Integration File signal 2: B-1260.E
Quant Time: Dec 11 14:45:18 2018
Quant Method : C:\msdchem\1\methods\PCB Methods\9-1260-121118.M
Quant Title : 1260/1016 10/31/18 10/23/18 ICAL 1800351
QLast Update : Wed Oct 31 16:00:04 2018
Response via : Initial Calibration
Integrator: ChemStation

Volume Inj. :
Signal #1 Phase : Signal #2 Phase:
Signal #1 Info : Signal #2 Info :

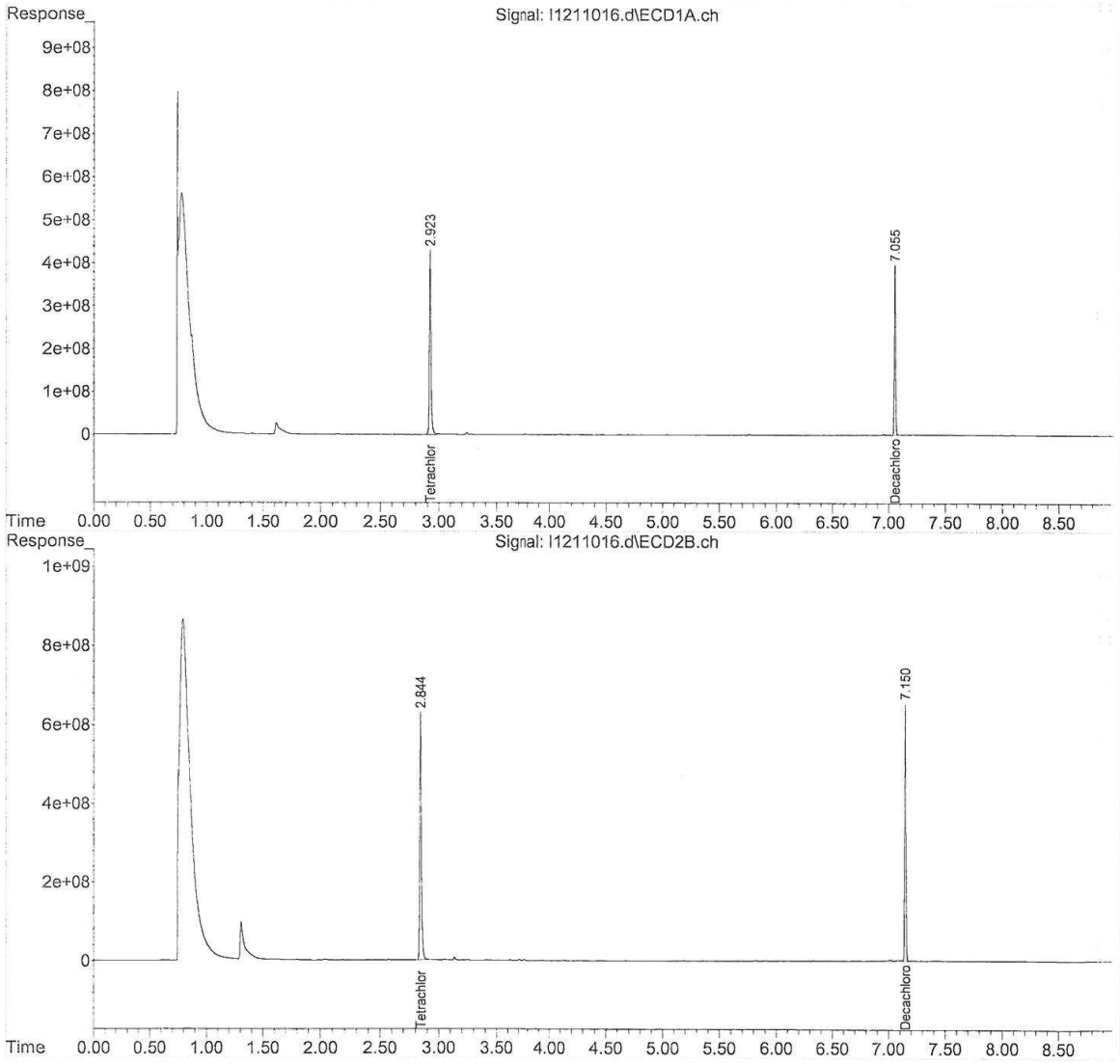

9-1260-121118.M Tue Dec 11 15:21:42 2018

Quantitation Report (QT Reviewed)

Data Path : C:\msdchem\1\data\121118\
Data File : I1211017.d
Signal(s) : Signal #1: ECD1A.ch Signal #2: ECD2B.ch
Acq On : 11 Dec 2018 11:53 am
Operator : JMB
Sample : 18L0278-18@TBA Inst : ECD 9
Misc :
ALS Vial : 17 Sample Multiplier: 1

Integration File signal 1: F-1260.E
Integration File signal 2: B-1260.E
Quant Time: Dec 11 14:46:52 2018
Quant Method : C:\msdchem\1\methods\PCB Methods\9-1260-121118.M
Quant Title : 1260/1016 10/31/18 10/23/18 ICAL 1800351
QLast Update : Wed Oct 31 16:00:04 2018
Response via : Initial Calibration
Integrator: ChemStation

Volume Inj. :
Signal #1 Phase : Signal #2 Phase:
Signal #1 Info : Signal #2 Info :

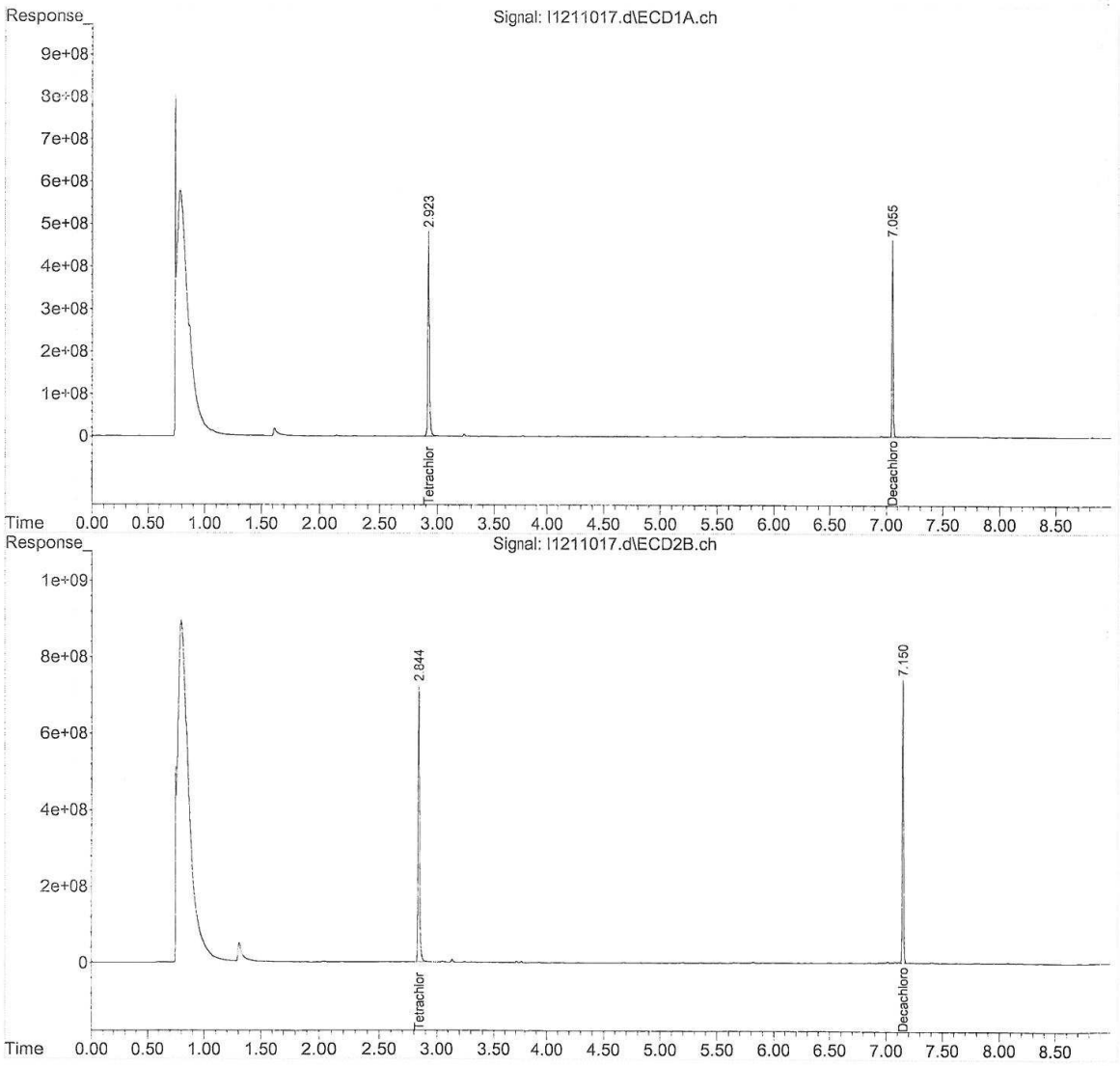

9-1260-121118.M Tue Dec 11 15:21:47 2018

Quantitation Report (QT Reviewed)

Data Path : C:\msdchem\1\data\121118\
Data File : I1211018.d
Signal(s) : Signal #1: ECD1A.ch Signal #2: ECD2B.ch
Acq On : 11 Dec 2018 12:06 pm
Operator : JMB
Sample : 18L0278-19@TBA Inst : ECD 9
Misc :
ALS Vial : 18 Sample Multiplier: 1

Integration File signal 1: F-1254.E
Integration File signal 2: B-1254.E
Quant Time: Dec 11 14:49:50 2018
Quant Method : C:\msdchem\1\methods\PCB Methods\9-1254-120318C.M
Quant Title : 1254 12/03/18 11/06/18 ICAL 1800381
QLast Update : Tue Dec 04 09:25:10 2018
Response via : Initial Calibration
Integrator: ChemStation

Volume Inj. :
Signal #1 Phase : Signal #2 Phase:
Signal #1 Info : Signal #2 Info :

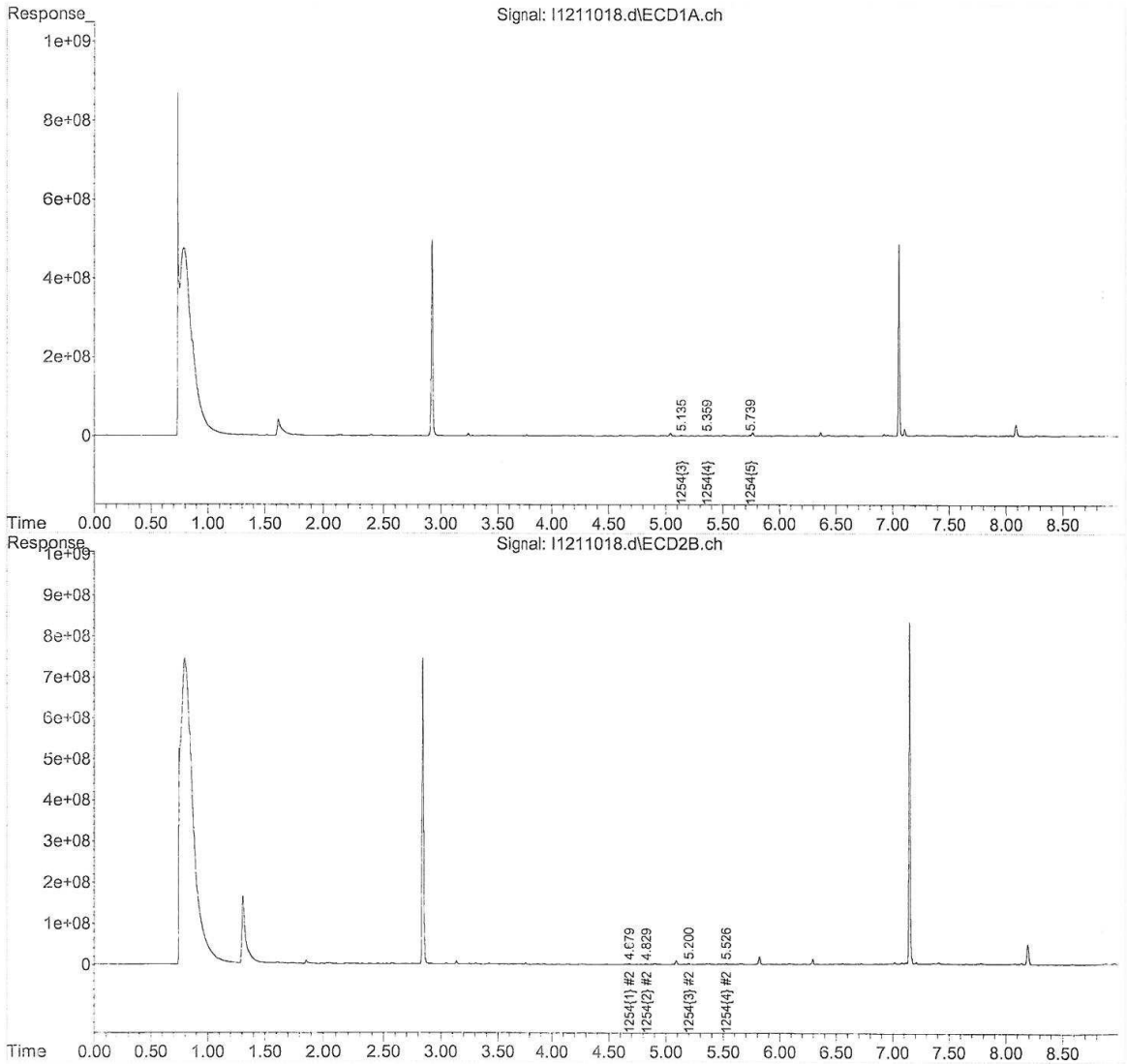

9-1254-120318C.M Tue Dec 11 15:22:20 2018

Quantitation Report (QT Reviewed)

Data Path : C:\msdchem\1\data\121118\
Data File : I1211019.d
Signal(s) : Signal #1: ECD1A.ch Signal #2: ECD2B.ch
Acq On : 11 Dec 2018 12:18 pm
Operator : JMB
Sample : 18L0278-20@TBA Inst : ECD 9
Misc :
ALS Vial : 19 Sample Multiplier: 1

Integration File signal 1: F-1260.E
Integration File signal 2: B-1260.E
Quant Time: Dec 11 14:55:42 2018
Quant Method : C:\msdchem\1\methods\PCB Methods\9-1260-121118.M
Quant Title : 1260/1016 10/31/18 10/23/18 ICAL 1800351
QLast Update : Wed Oct 31 16:00:04 2018
Response via : Initial Calibration
Integrator: ChemStation

Volume Inj. :
Signal #1 Phase : Signal #2 Phase:
Signal #1 Info : Signal #2 Info :

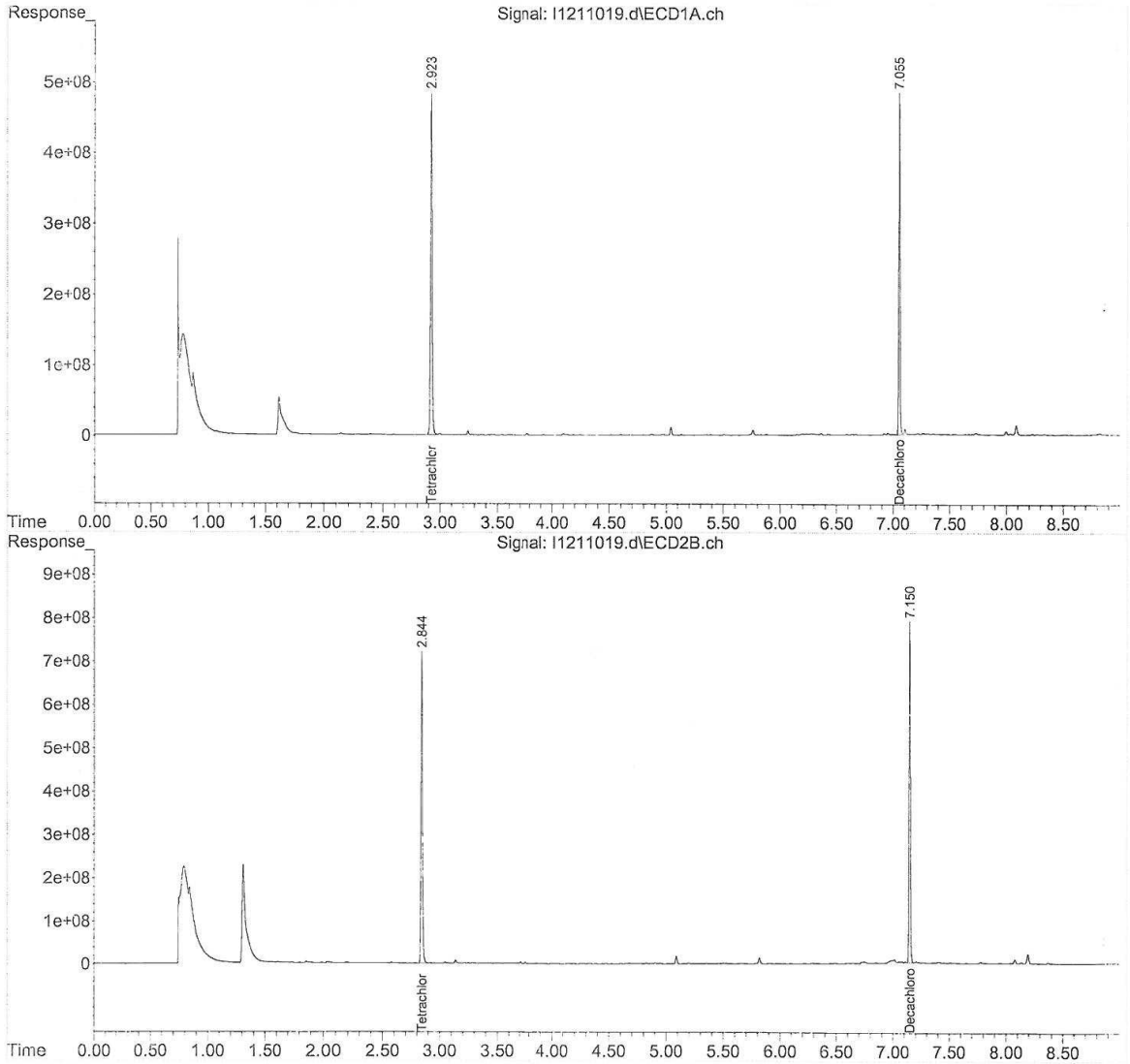

Quantitation Report (QT Reviewed)

```
Data Path : C:\msdchem\1\data\121018\
Data File : J1210076.D
Signal(s) : Signal #1: ECD1A.ch  Signal #2: ECD2B.ch
Acq On    : 11 Dec 2018  10:07 am
Operator  : JMB
Sample    : 18L0278-21@TBA                          Inst    : ECD10
Misc      :
ALS Vial  : 76   Sample Multiplier: 1

Integration File signal 1: F-1254.E
Integration File signal 2: B-1254.E
Quant Time: Dec 11 12:57:05 2018
Quant Method : C:\msdchem\1\methods\PCB Methods\10-1254-113018.M
Quant Title  : 1254   11/20/18   11/06/18   ICAL  1800371
QLast Update : Wed Nov 21 16:01:15 2018
Response via : Initial Calibration
Integrator: ChemStation

Volume Inj.     :
Signal #1 Phase :                  Signal #2 Phase:
Signal #1 Info  :                  Signal #2 Info :
```

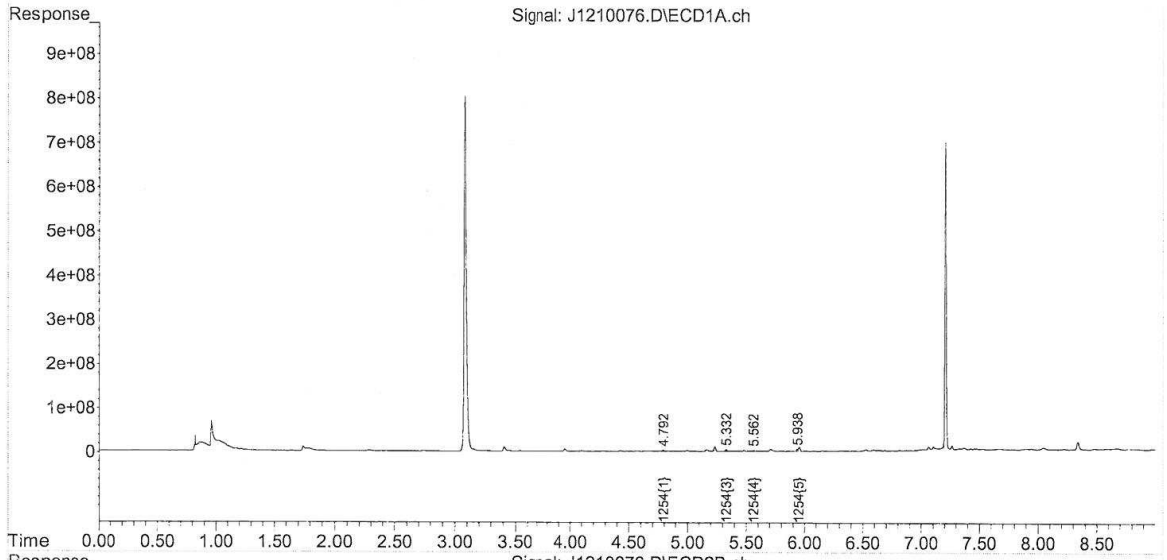

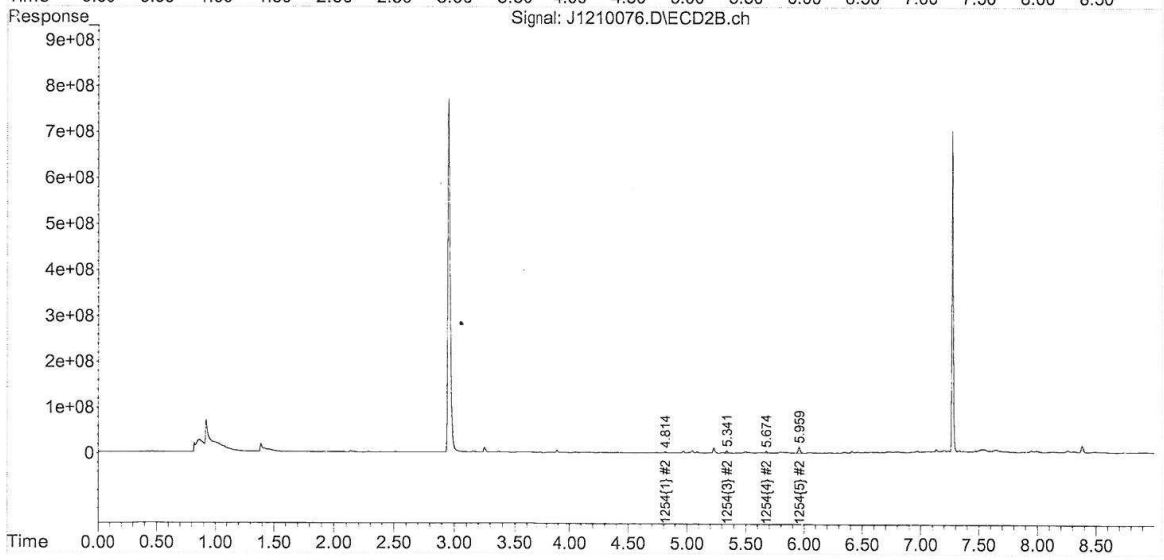

Quantitation Report (Not Reviewed)

Data Path : C:\msdchem\1\data\121018\
Data File : J1210077.D
Signal(s) : Signal #1: ECD1A.ch Signal #2: ECD2B.ch
Acq On : 11 Dec 2018 10:19 am
Operator : JMB
Sample : 18L0278-22@TBA Inst : ECD10
Misc :
ALS Vial : 77 Sample Multiplier: 1

Integration File signal 1: F-1254.E
Integration File signal 2: B-1254.E
Quant Time: Dec 11 12:50:01 2018
Quant Method : C:\msdchem\1\methods\PCB Methods\10-1254-113018.M
Quant Title : 1254 11/20/18 11/06/18 ICAL 1800371
QLast Update : Wed Nov 21 16:01:15 2018
Response via : Initial Calibration
Integrator: ChemStation

Volume Inj. :
Signal #1 Phase : Signal #2 Phase:
Signal #1 Info : Signal #2 Info :

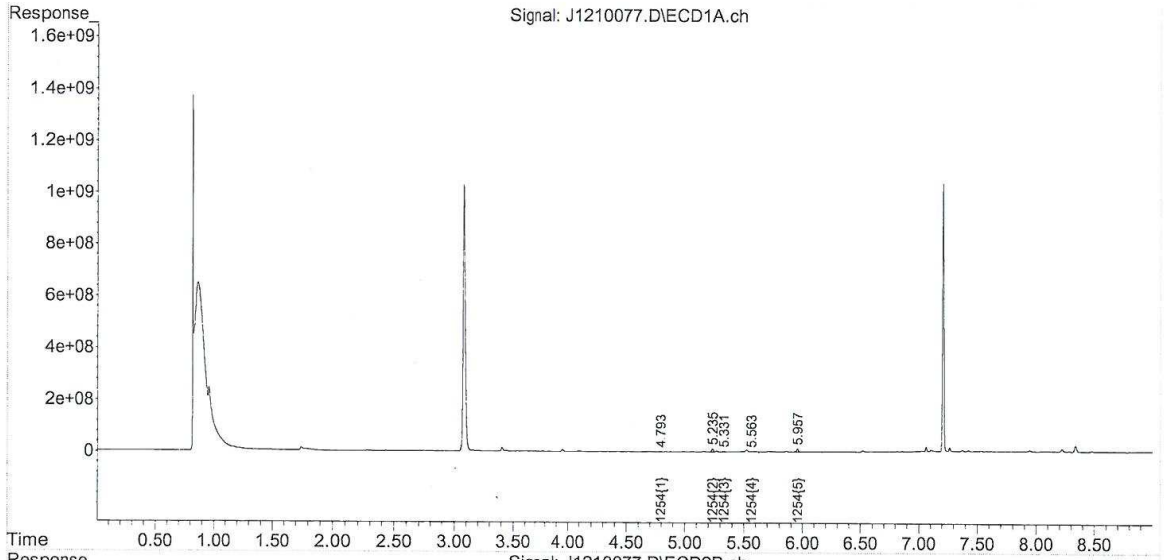

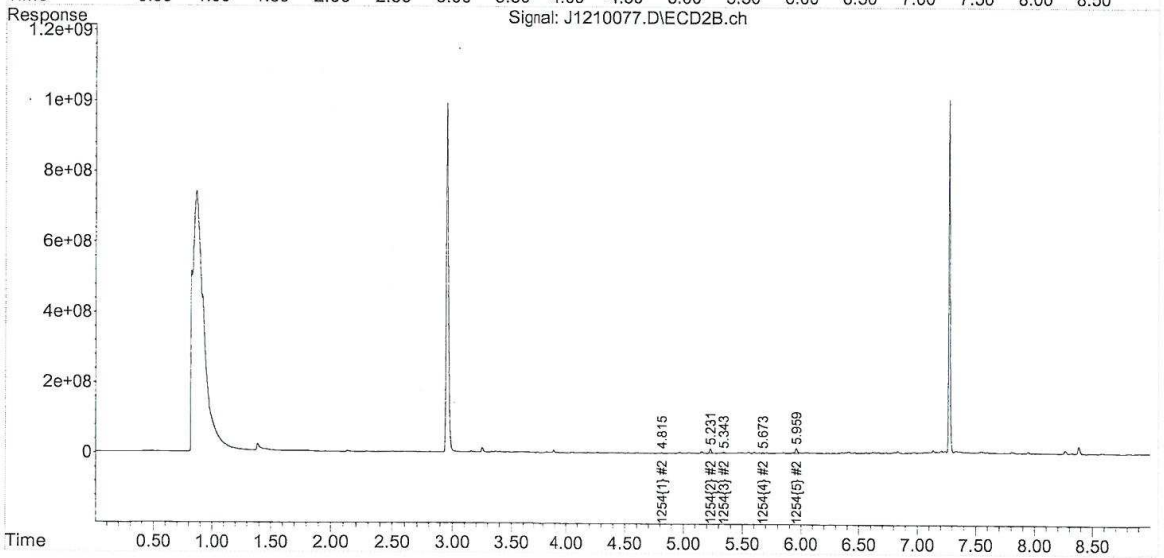

10-1254-113018.M Tue Dec 11 15:49:15 2018

Quantitation Report (Not Reviewed)

Data Path : C:\msdchem\1\data\121018\
Data File : J1210078.D
Signal(s) : Signal #1: ECD1A.ch Signal #2: ECD2B.ch
Acq On : 11 Dec 2018 10:32 am
Operator : JMB
Sample : 18L0278-23@TBA Inst : ECD10
Misc :
ALS Vial : 78 Sample Multiplier: 1

Integration File signal 1: F-1254.E
Integration File signal 2: B-1254.E
Quant Time: Dec 11 12:50:04 2018
Quant Method : C:\msdchem\1\methods\PCB Methods\10-1254-113018.M
Quant Title : 1254 11/20/18 11/06/18 ICAL 1800371
QLast Update : Wed Nov 21 16:01:15 2018
Response via : Initial Calibration
Integrator: ChemStation

Volume Inj. :
Signal #1 Phase : Signal #2 Phase:
Signal #1 Info : Signal #2 Info :

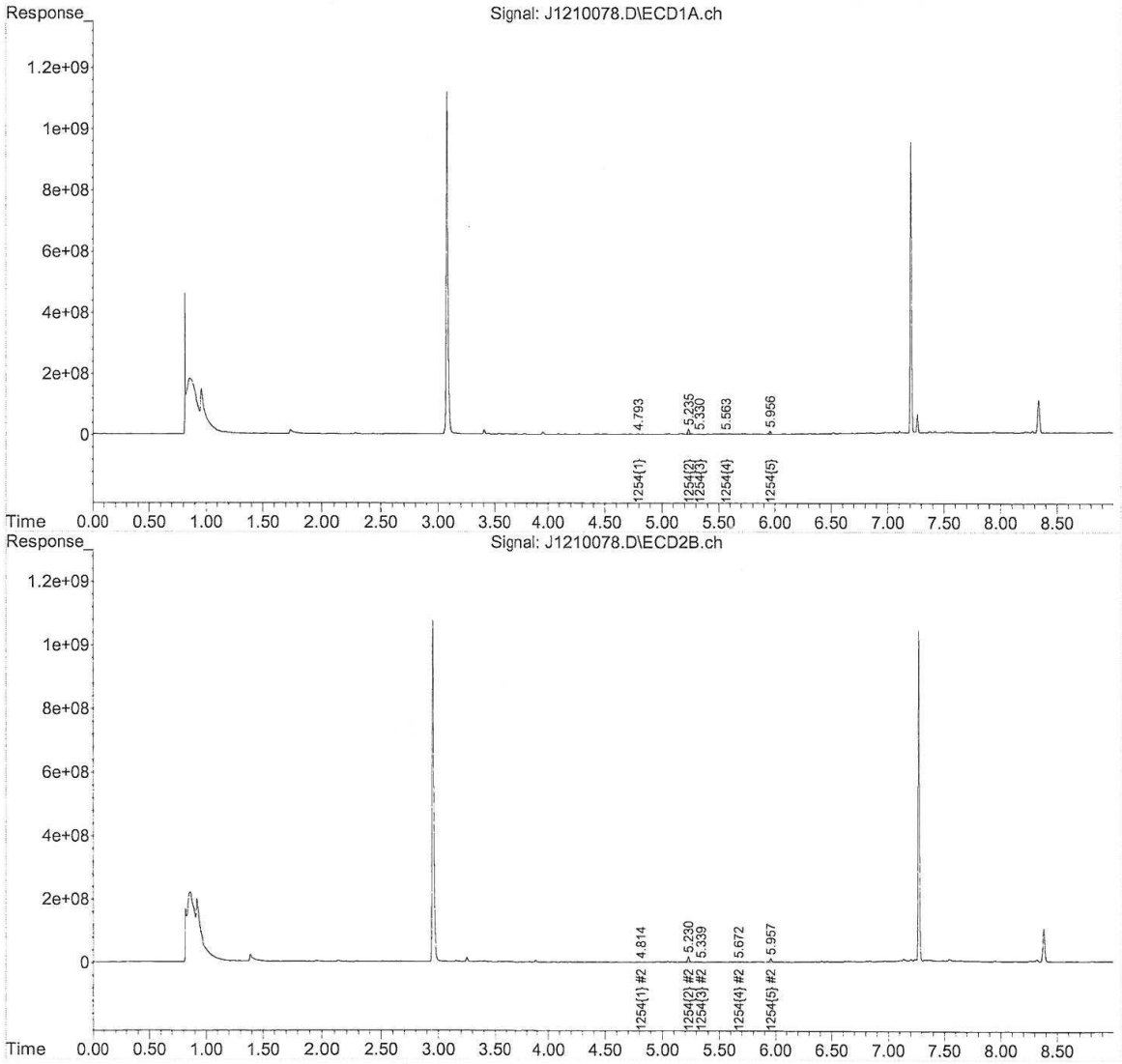

10-1254-113018.M Tue Dec 11 15:49:18 2018

Quantitation Report (Not Reviewed)

Data Path : C:\msdchem\1\data\121018\
Data File : J1210079.D
Signal(s) : Signal #1: ECD1A.ch Signal #2: ECD2B.ch
Acq On : 11 Dec 2018 10:44 am
Operator : JMB
Sample : 18L0278-24@TBA Inst : ECD10
Misc :
ALS Vial : 79 Sample Multiplier: 1

Integration File signal 1: F-1254.E
Integration File signal 2: B-1254.E
Quant Time: Dec 11 12:50:07 2018
Quant Method : C:\msdchem\1\methods\PCB Methods\10-1254-113018.M
Quant Title : 1254 11/20/18 11/06/18 ICAL 1800371
QLast Update : Wed Nov 21 16:01:15 2018
Response via : Initial Calibration
Integrator: ChemStation

Volume Inj. :
Signal #1 Phase : Signal #2 Phase:
Signal #1 Info : Signal #2 Info :

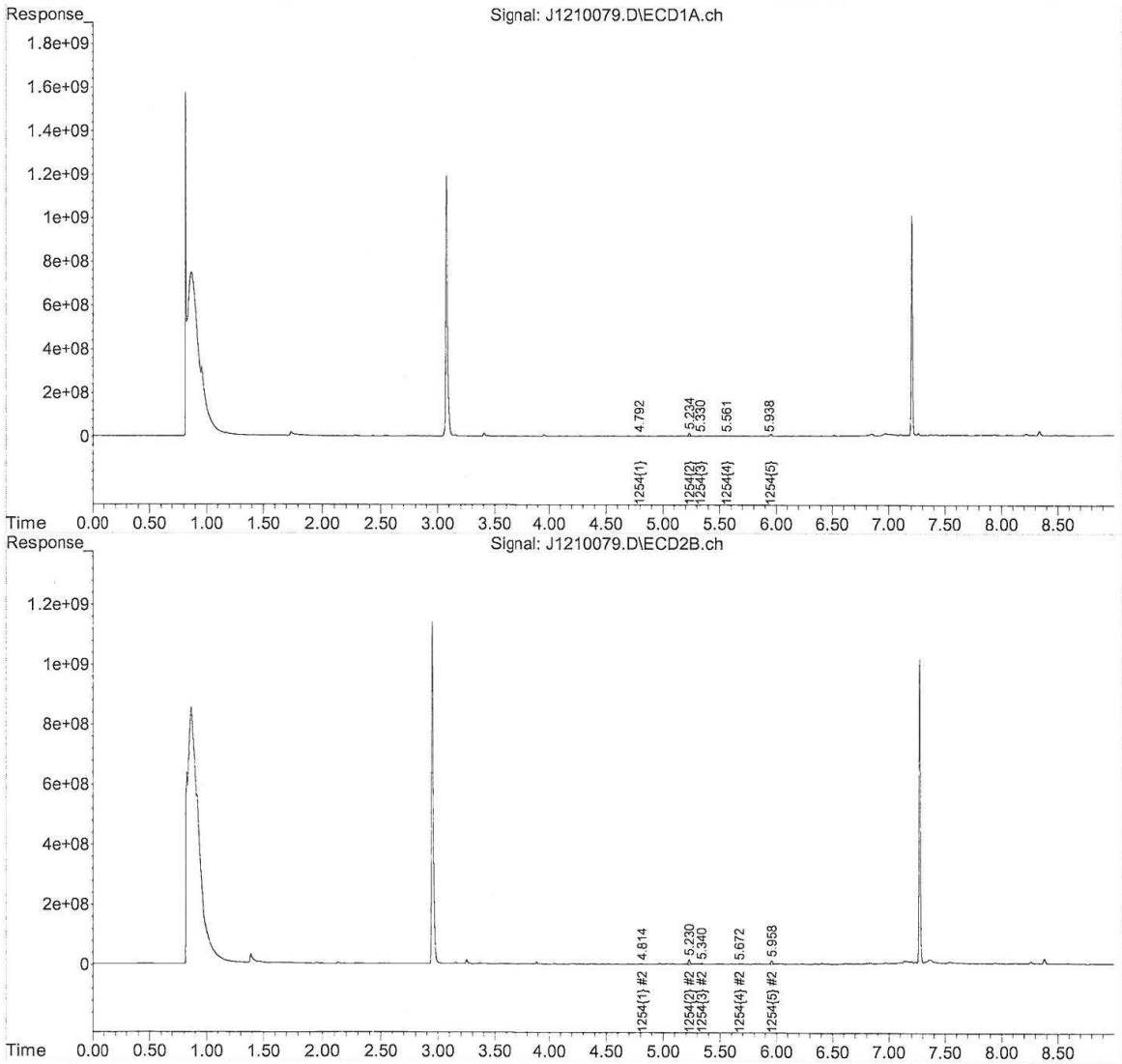

10-1254-113018.M Tue Dec 11 15:49:21 2018

Quantitation Report (QT Reviewed)

Data Path : C:\msdchem\1\data\121018\
Data File : J1210080.D
Signal(s) : Signal #1: ECD1A.ch Signal #2: ECD2B.ch
Acq On : 11 Dec 2018 10:56 am
Operator : JMB
Sample : 18L0278-25@TBA Inst : ECD10
Misc :
ALS Vial : 80 Sample Multiplier: 1

Integration File signal 1: F-1254.E
Integration File signal 2: B-1254.E
Quant Time: Dec 11 13:06:47 2018
Quant Method : C:\msdchem\1\methods\PCB Methods\10-1254-113018.M
Quant Title : 1254 11/20/18 11/06/18 ICAL 1800371
QLast Update : Wed Nov 21 16:01:15 2018
Response via : Initial Calibration
Integrator: ChemStation

Volume Inj. :
Signal #1 Phase : Signal #2 Phase:
Signal #1 Info : Signal #2 Info :

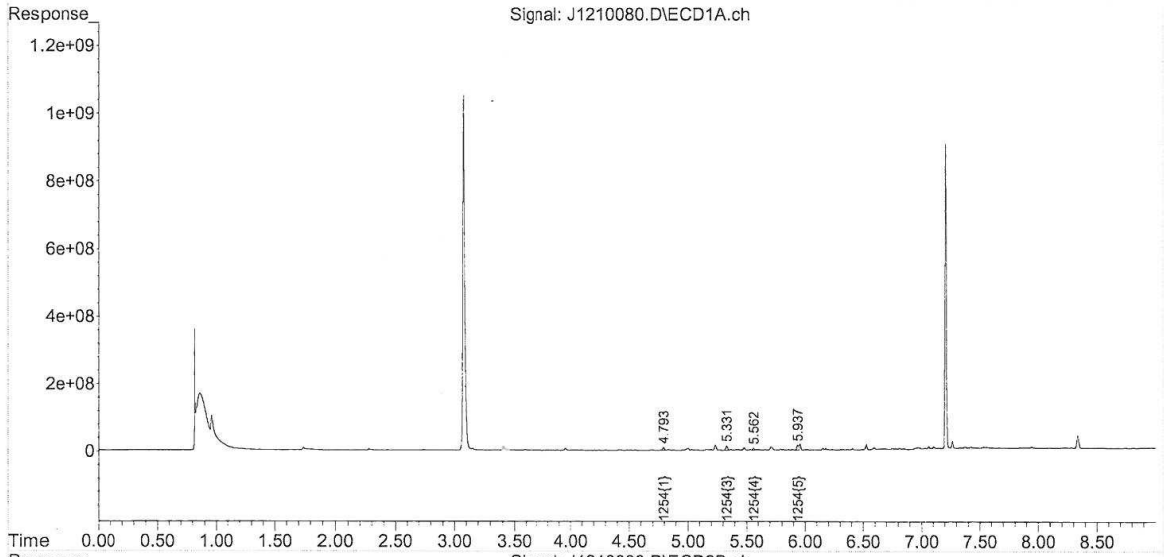

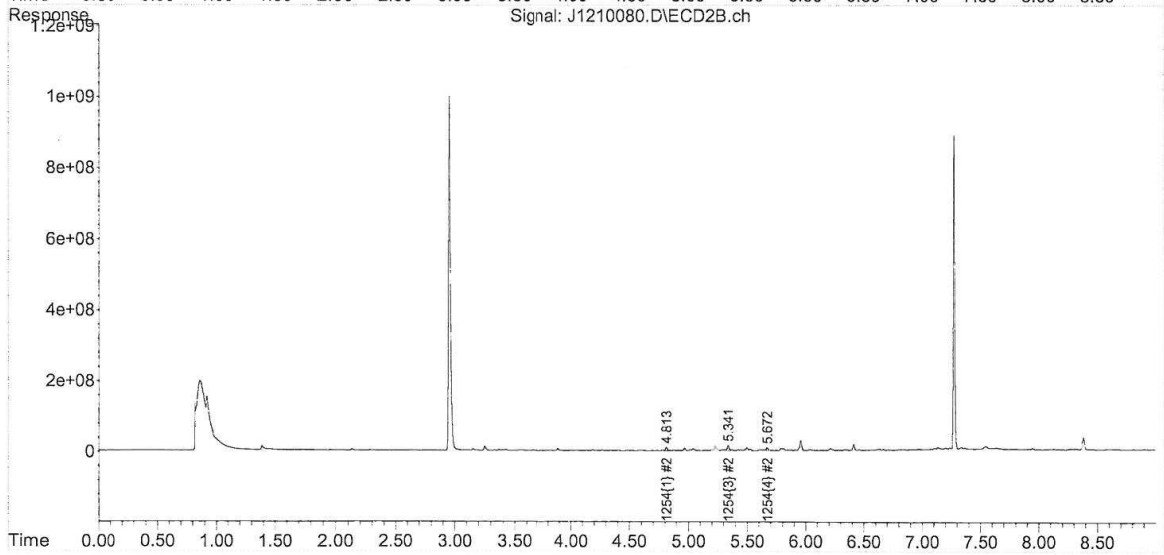

Quantitation Report (Not Reviewed)

Data Path : C:\msdchem\1\data\121018\
Data File : J1210081.D
Signal(s) : Signal #1: ECD1A.ch Signal #2: ECD2B.ch
Acq On : 11 Dec 2018 11:08 am
Operator : JMB
Sample : 18L0278-26@TBA Inst : ECD10
Misc :
ALS Vial : 81 Sample Multiplier: 1

Integration File signal 1: F-1254.E
Integration File signal 2: B-1254.E
Quant Time: Dec 11 12:50:13 2018
Quant Method : C:\msdchem\1\methods\PCB Methods\10-1254-113018.M
Quant Title : 1254 11/20/18 11/06/18 ICAL 1800371
QLast Update : Wed Nov 21 16:01:15 2018
Response via : Initial Calibration
Integrator: ChemStation

Volume Inj. :
Signal #1 Phase : Signal #2 Phase:
Signal #1 Info : Signal #2 Info :

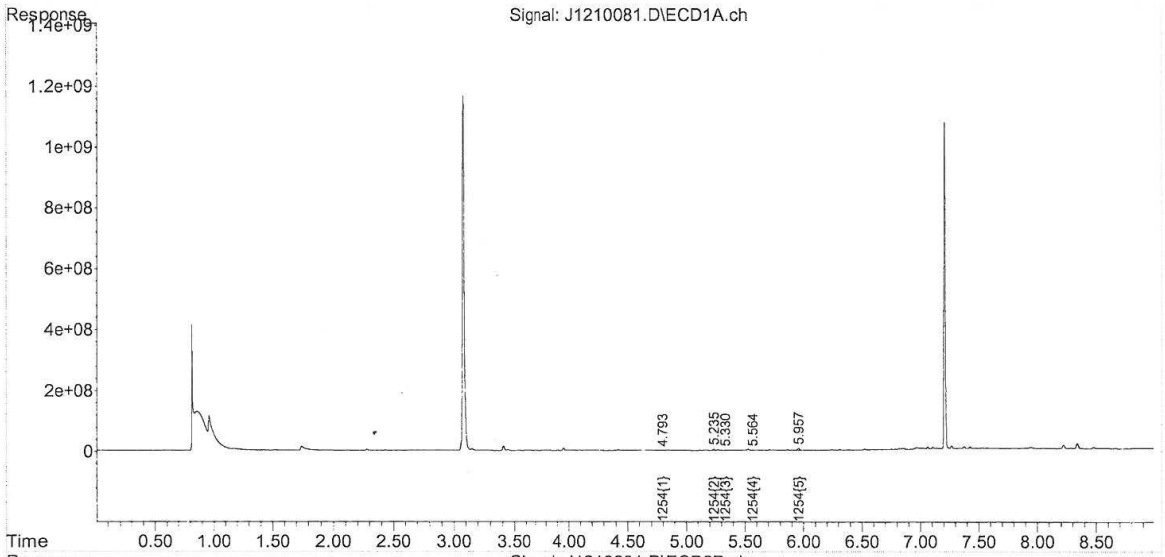

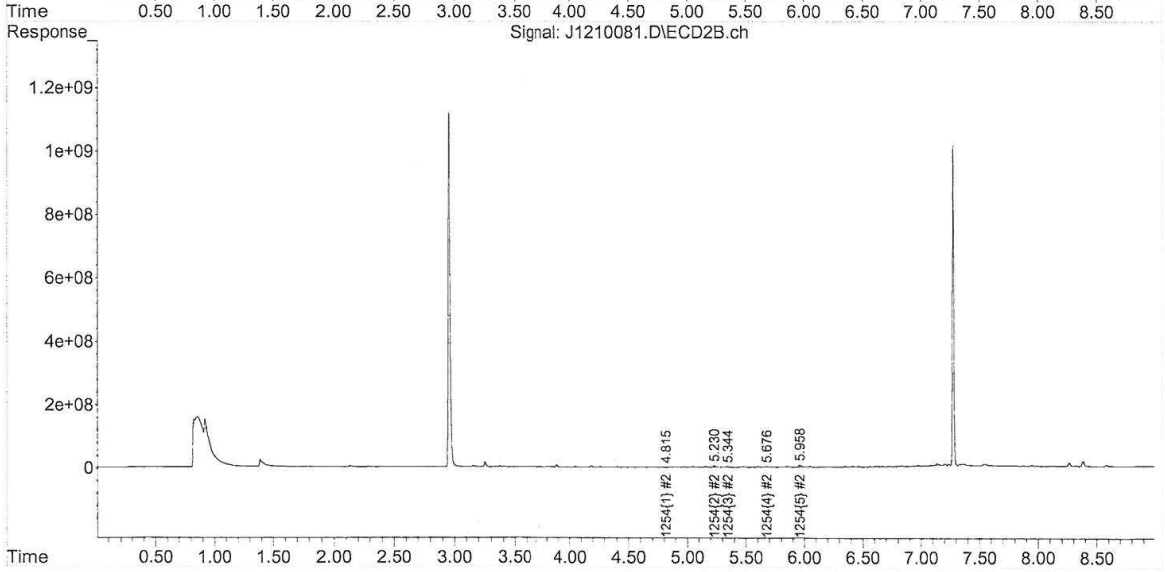

Quantitation Report (Not Reviewed)

```
Data Path : C:\msdchem\1\data\121018\
Data File : J1210072.D
Signal(s) : Signal #1: ECD1A.ch  Signal #2: ECD2B.ch
Acq On    : 11 Dec 2018    8:58 am
Operator  : JMB
Sample    : 18L0278-27@20X TBA                    Inst    : ECD10
Misc      :
ALS Vial  : 72   Sample Multiplier: 1

Integration File signal 1: F-1254.E
Integration File signal 2: B-1254.E
Quant Time: Dec 11 12:30:42 2018
Quant Method : C:\msdchem\1\methods\PCB Methods\10-1254-113018.M
Quant Title  : 1254   11/20/18   11/06/18   ICAL  1800371
QLast Update : Wed Nov 21 16:01:15 2018
Response via : Initial Calibration
Integrator: ChemStation

Volume Inj.     :
Signal #1 Phase :                  Signal #2 Phase:
Signal #1 Info  :                  Signal #2 Info :
```

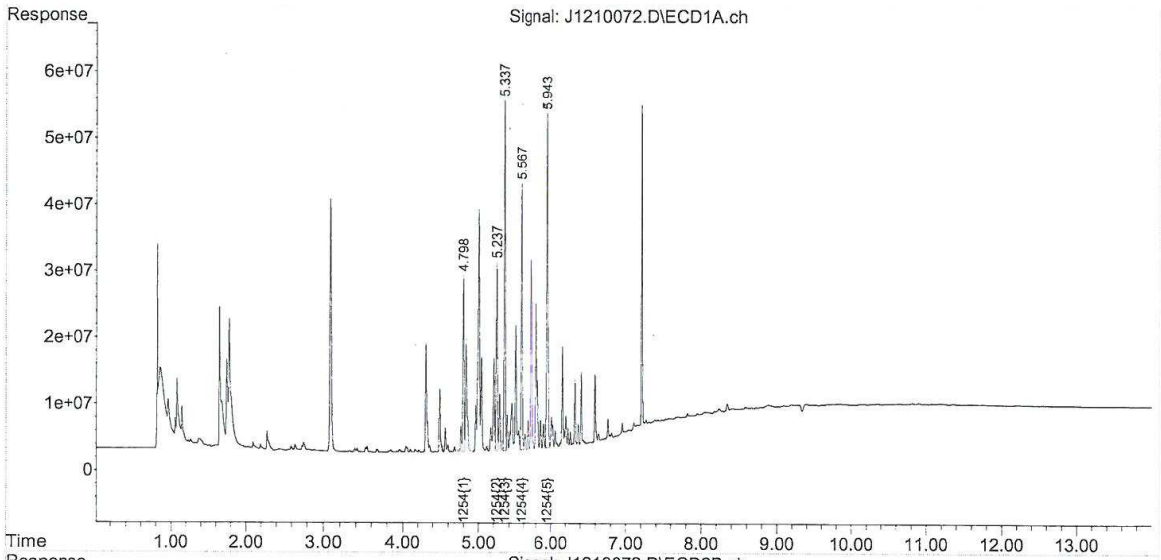

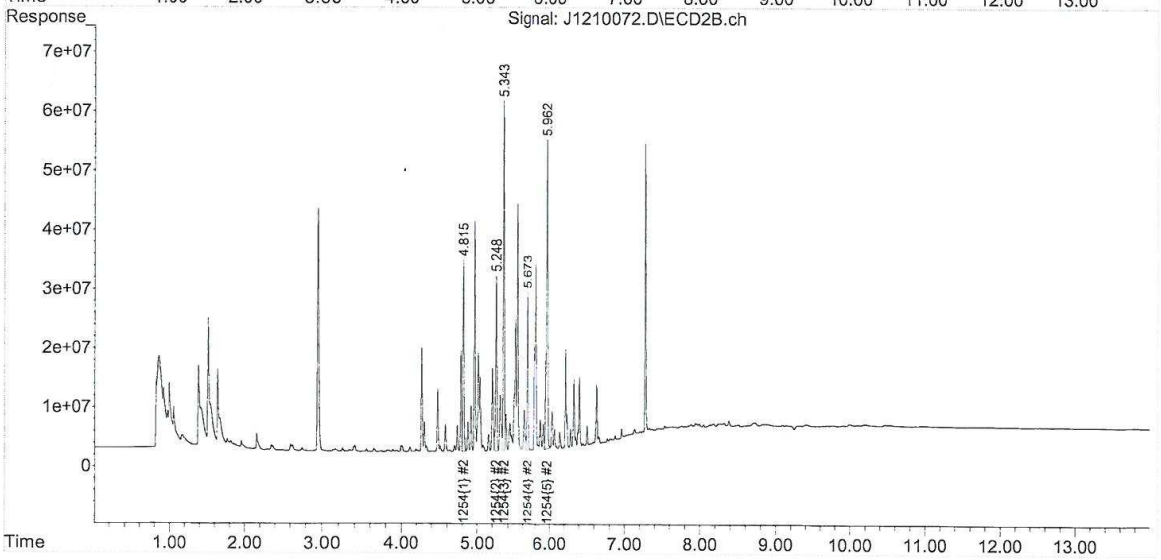

Quantitation Report (Not Reviewed)

Data Path : C:\msdchem\1\data\121018\
Data File : J1210073.D
Signal(s) : Signal #1: ECD1A.ch Signal #2: ECD2B.ch
Acq On : 11 Dec 2018 9:15 am
Operator : JMB
Sample : 18L0278-28@20X TBA Inst : ECD10
Misc :
ALS Vial : 73 Sample Multiplier: 1

Integration File signal 1: F-1254.E
Integration File signal 2: B-1254.E
Quant Time: Dec 11 12:30:45 2018
Quant Method : C:\msdchem\1\methods\PCB Methods\10-1254-113018.M
Quant Title : 1254 11/20/18 11/06/18 ICAL 1800371
QLast Update : Wed Nov 21 16:01:15 2018
Response via : Initial Calibration
Integrator: ChemStation

Volume Inj. :
Signal #1 Phase : Signal #2 Phase:
Signal #1 Info : Signal #2 Info :

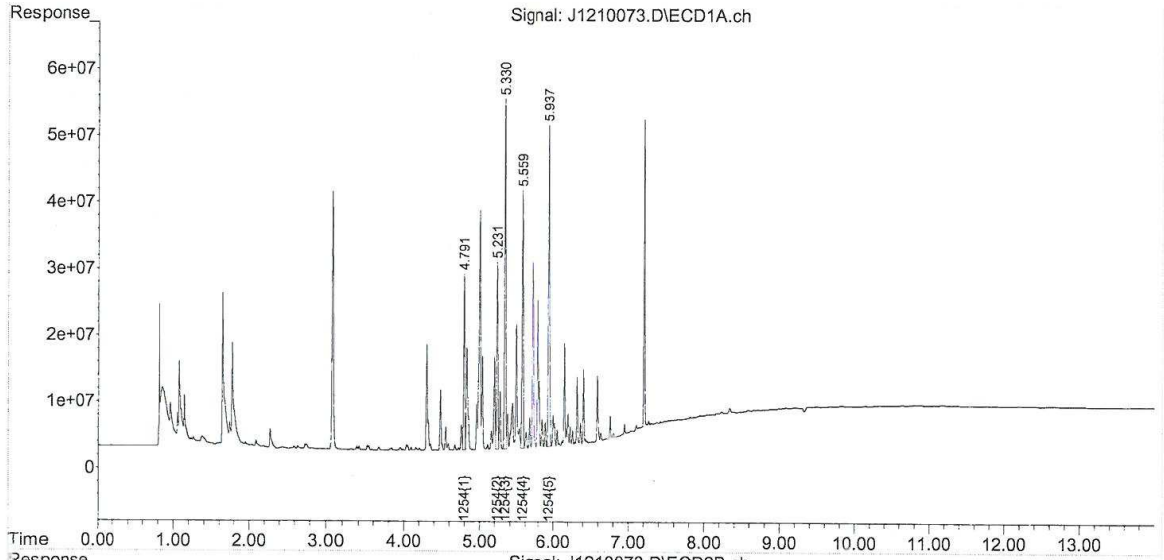

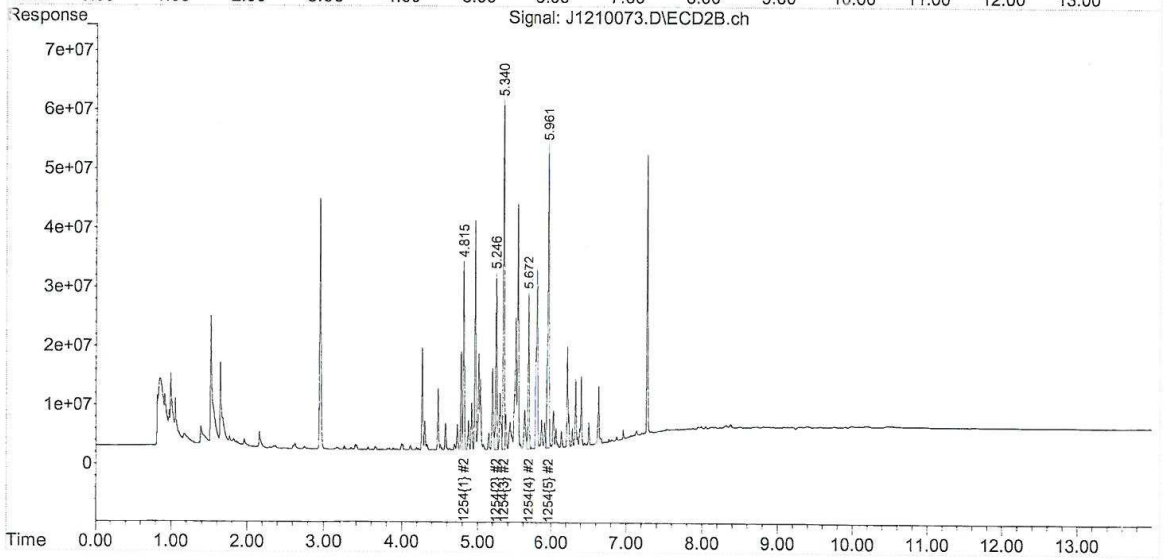

Quantitation Report (Not Reviewed)

Data Path : C:\msdchem\1\data\121018\
Data File : J1210074.D
Signal(s) : Signal #1: ECD1A.ch Signal #2: ECD2B.ch
Acq On : 11 Dec 2018 9:32 am
Operator : JMB
Sample : 18L0278-29@40X TBA Inst : ECD10
Misc :
ALS Vial : 74 Sample Multiplier: 1

Integration File signal 1: F-1254.E
Integration File signal 2: B-1254.E
Quant Time: Dec 11 12:30:48 2018
Quant Method : C:\msdchem\1\methods\PCB Methods\10-1254-113018.M
Quant Title : 1254 11/20/18 11/06/18 ICAL 1800371
QLast Update : Wed Nov 21 16:01:15 2018
Response via : Initial Calibration
Integrator: ChemStation

Volume Inj. :
Signal #1 Phase : Signal #2 Phase:
Signal #1 Info : Signal #2 Info :

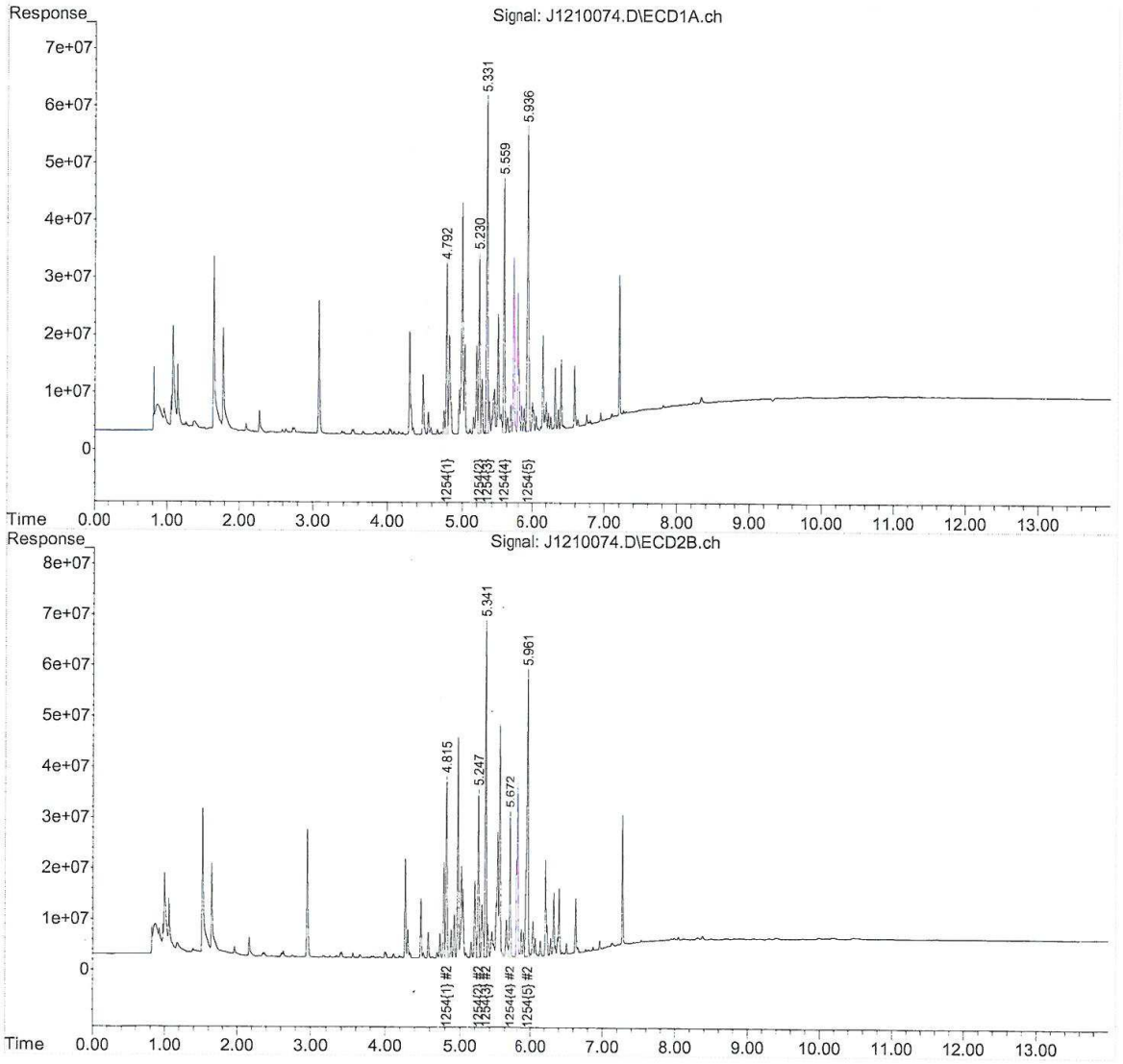

10-1254-113018.M Tue Dec 11 15:49:09 2018

con-test®
A Pace Analytical® Laboratory

39 Spruce Street * East Longmeadow, MA 01028 * FAX 413/525-6405 * TEL. 413/525-2332

April 8, 2021

Jeff Willson
Weston & Sampson
712 Brook Street, Suite 103
Rocky Hill, CT 06067

Project Location: Durham, CT
Client Job Number:
Project Number: [none]
Laboratory Work Order Number: 21C1110

Enclosed are results of analyses for samples received by the laboratory on March 22, 2021. If you have any questions concerning this report, please feel free to contact me.

Sincerely,



Michelle M. Koch
Project Manager

Table of Contents

Sample Summary 3

Case Narrative 4

Sample Results 5

21C1110-01 5

21C1110-02 7

21C1110-03 9

21C1110-04 11

21C1110-05 13

Sample Preparation Information 15

QC Data 16

Polychlorinated Biphenyls with 3540 Soxhlet Extraction 16

B278770 16

B279619 17

B279626 18

Conventional Chemistry Parameters by EPA/APHA/SW-846 Methods (Total) 19

B278744 19

Dual Column RPD Report 20

Flag/Qualifier Summary 31

Certifications 32

Chain of Custody/Sample Receipt 33

con-test®
A Pace Analytical® Laboratory

39 Spruce Street * East Longmeadow, MA 01028 * FAX 413/525-6405 * TEL. 413/525-2332

Weston & Sampson
712 Brook Street, Suite 103
Rocky Hill, CT 06067
ATTN: Jeff Willson

REPORT DATE: 4/8/2021

PURCHASE ORDER NUMBER:

PROJECT NUMBER: [none]

ANALYTICAL SUMMARY

WORK ORDER NUMBER: 21C1110

The results of analyses performed on the following samples submitted to CON-TEST, a Pace Analytical Laboratory, are found in this report.

PROJECT LOCATION: Durham, CT

FIELD SAMPLE #	LAB ID:	MATRIX	SAMPLE DESCRIPTION	TEST	SUB LAB
DUP-1	21C1110-01	Soil		SM 2540G	
				SW 846 9060A	
				SW-846 8082A	
DUP-2	21C1110-02	Soil		SM 2540G	
				SW 846 9060A	
				SW-846 8082A	
DUP-3	21C1110-03	Soil		SM 2540G	
				SW 846 9060A	
				SW-846 8082A	
DUP-4	21C1110-04	Soil		SM 2540G	
				SW 846 9060A	
				SW-846 8082A	
DUP-OF	21C1110-05	Soil		SM 2540G	
				SW 846 9060A	
				SW-846 8082A	

con-test®
A Pace Analytical® Laboratory

39 Spruce Street * East Longmeadow, MA 01028 * FAX 413/525-6405 * TEL. 413/525-2332

CASE NARRATIVE SUMMARY

All reported results are within defined laboratory quality control objectives unless listed below or otherwise qualified in this report.

SW 846 9060A

Qualifications:

Z-01

Results obtained were outside of the curve and could not be obtained within the curve due to method's physical limitations. Results are estimated.

Analyte & Samples(s) Qualified:

Total Organic Carbon
21C1110-01[DUP-1]

The results of analyses reported only relate to samples submitted to Con-Test, a Pace Analytical Laboratory, for testing.
I certify that the analyses listed above, unless specifically listed as subcontracted, if any, were performed under my direction according to the approved methodologies listed in this document, and that based upon my inquiry of those individuals immediately responsible for obtaining the information, the material contained in this report is, to the best of my knowledge and belief, accurate and complete.

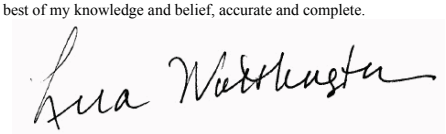

Lisa A. Worthington
Technical Representative

con-test®
A Pace Analytical® Laboratory
39 Spruce Street * East Longmeadow, MA 01028 * FAX 413/525-6405 * TEL. 413/525-2332

Project Location: Durham, CT | Sample Description: | Work Order: 21C1110

Date Received: 3/22/2021

Field Sample #: DUP-1 | Sampled: 3/19/2021 00:00

Sample ID: 21C1110-01

Sample Matrix: Soil

Polychlorinated Biphenyls with 3540 Soxhlet Extraction

Analyte	Results	RL	Units	Dilution	Flag/Qual	Method	Date Prepared	Date/Time Analyzed	Analyst
Aroclor-1016 [1]	ND	0.017	mg/Kg dry	1		SW-846 8082A	3/25/21	4/6/21 22:48	TG
Aroclor-1221 [1]	ND	0.017	mg/Kg dry	1		SW-846 8082A	3/25/21	4/6/21 22:48	TG
Aroclor-1232 [1]	ND	0.017	mg/Kg dry	1		SW-846 8082A	3/25/21	4/6/21 22:48	TG
Aroclor-1242 [1]	ND	0.017	mg/Kg dry	1		SW-846 8082A	3/25/21	4/6/21 22:48	TG
Aroclor-1248 [1]	ND	0.017	mg/Kg dry	1		SW-846 8082A	3/25/21	4/6/21 22:48	TG
Aroclor-1254 [2]	0.056	0.017	mg/Kg dry	1		SW-846 8082A	3/25/21	4/6/21 22:48	TG
Aroclor-1260 [1]	0.024	0.017	mg/Kg dry	1		SW-846 8082A	3/25/21	4/6/21 22:48	TG
Aroclor-1262 [1]	ND	0.017	mg/Kg dry	1		SW-846 8082A	3/25/21	4/6/21 22:48	TG
Aroclor-1268 [1]	ND	0.017	mg/Kg dry	1		SW-846 8082A	3/25/21	4/6/21 22:48	TG

Surrogates	% Recovery	Recovery Limits	Flag/Qual	
Decachlorobiphenyl [1]	85.5	30-150		4/6/21 22:48
Decachlorobiphenyl [2]	74.1	30-150		4/6/21 22:48
Tetrachloro-m-xylene [1]	82.9	30-150		4/6/21 22:48
Tetrachloro-m-xylene [2]	78.4	30-150		4/6/21 22:48

con-test®
A Pace Analytical® Laboratory
39 Spruce Street * East Longmeadow, MA 01028 * FAX 413/525-6405 * TEL. 413/525-2332

Project Location: Durham, CT | Sample Description: | Work Order: 21C1110

Date Received: 3/22/2021

Field Sample #: DUP-1 | Sampled: 3/19/2021 00:00

Sample ID: 21C1110-01

Sample Matrix: Soil

Conventional Chemistry Parameters by EPA/APHA/SW-846 Methods (Total)

Analyte	Results	RL	Units	Dilution	Flag/Qual	Method	Date Prepared	Date/Time Analyzed	Analyst
% Solids	11.4		% Wt	1		SM 2540G	3/23/21	3/24/21 9:11	JS
Total Organic Carbon	350000	100	mg/Kg	1	Z-01	SW 846 9060A	3/25/21	3/25/21 16:34	DJM

con-test®
A Pace Analytical® Laboratory
39 Spruce Street * East Longmeadow, MA 01028 * FAX 413/525-6405 * TEL. 413/525-2332

Project Location: Durham, CT | Sample Description: | Work Order: 21C1110

Date Received: 3/22/2021

Field Sample #: DUP-2 | Sampled: 3/19/2021 00:00

Sample ID: 21C1110-02

Sample Matrix: Soil

Polychlorinated Biphenyls with 3540 Soxhlet Extraction

Analyte	Results	RL	Units	Dilution	Flag/Qual	Method	Date Prepared	Date/Time Analyzed	Analyst
Aroclor-1016 [1]	ND	0.0028	mg/Kg dry	1		SW-846 8082A	3/25/21	4/6/21 23:06	TG
Aroclor-1221 [1]	ND	0.0028	mg/Kg dry	1		SW-846 8082A	3/25/21	4/6/21 23:06	TG
Aroclor-1232 [1]	ND	0.0028	mg/Kg dry	1		SW-846 8082A	3/25/21	4/6/21 23:06	TG
Aroclor-1242 [1]	ND	0.0028	mg/Kg dry	1		SW-846 8082A	3/25/21	4/6/21 23:06	TG
Aroclor-1248 [1]	ND	0.0028	mg/Kg dry	1		SW-846 8082A	3/25/21	4/6/21 23:06	TG
Aroclor-1254 [1]	0.011	0.0028	mg/Kg dry	1		SW-846 8082A	3/25/21	4/6/21 23:06	TG
Aroclor-1260 [1]	ND	0.0028	mg/Kg dry	1		SW-846 8082A	3/25/21	4/6/21 23:06	TG
Aroclor-1262 [1]	ND	0.0028	mg/Kg dry	1		SW-846 8082A	3/25/21	4/6/21 23:06	TG
Aroclor-1268 [1]	ND	0.0028	mg/Kg dry	1		SW-846 8082A	3/25/21	4/6/21 23:06	TG

Surrogates	% Recovery	Recovery Limits	Flag/Qual	
Decachlorobiphenyl [1]	88.5	30-150		4/6/21 23:06
Decachlorobiphenyl [2]	75.3	30-150		4/6/21 23:06
Tetrachloro-m-xylene [1]	89.3	30-150		4/6/21 23:06
Tetrachloro-m-xylene [2]	83.5	30-150		4/6/21 23:06



39 Spruce Street * East Longmeadow, MA 01028 * FAX 413/525-6405 * TEL. 413/525-2332

Project Location: Durham, CT | Sample Description: | Work Order: 21C1110

Date Received: 3/22/2021

Field Sample #: DUP-2 | Sampled: 3/19/2021 00:00

Sample ID: 21C1110-02

Sample Matrix: Soil

Conventional Chemistry Parameters by EPA/APHA/SW-846 Methods (Total)

Analyte	Results	RL	Units	Dilution	Flag/Qual	Method	Date Prepared	Date/Time Analyzed	Analyst
% Solids	66.5		% Wt	1		SM 2540G	3/23/21	3/24/21 9:11	JS
Total Organic Carbon	24000	100	mg/Kg	1		SW 846 9060A	3/25/21	3/25/21 16:54	DJM

con-test®
A Pace Analytical® Laboratory
39 Spruce Street * East Longmeadow, MA 01028 * FAX 413/525-6405 * TEL. 413/525-2332

Project Location: Durham, CT | Sample Description: | Work Order: 21C1110

Date Received: 3/22/2021

Field Sample #: DUP-3 | Sampled: 3/19/2021 00:00

Sample ID: 21C1110-03

Sample Matrix: Soil

Polychlorinated Biphenyls with 3540 Soxhlet Extraction

Analyte	Results	RL	Units	Dilution	Flag/Qual	Method	Date Prepared	Date/Time Analyzed	Analyst
Aroclor-1016 [1]	ND	0.0026	mg/Kg dry	1		SW-846 8082A	3/25/21	4/6/21 21:35	SFM
Aroclor-1221 [1]	ND	0.0026	mg/Kg dry	1		SW-846 8082A	3/25/21	4/6/21 21:35	SFM
Aroclor-1232 [1]	ND	0.0026	mg/Kg dry	1		SW-846 8082A	3/25/21	4/6/21 21:35	SFM
Aroclor-1242 [1]	ND	0.0026	mg/Kg dry	1		SW-846 8082A	3/25/21	4/6/21 21:35	SFM
Aroclor-1248 [1]	ND	0.0026	mg/Kg dry	1		SW-846 8082A	3/25/21	4/6/21 21:35	SFM
Aroclor-1254 [2]	0.0076	0.0026	mg/Kg dry	1		SW-846 8082A	3/25/21	4/6/21 21:35	SFM
Aroclor-1260 [1]	0.0046	0.0026	mg/Kg dry	1		SW-846 8082A	3/25/21	4/6/21 21:35	SFM
Aroclor-1262 [1]	ND	0.0026	mg/Kg dry	1		SW-846 8082A	3/25/21	4/6/21 21:35	SFM
Aroclor-1268 [1]	ND	0.0026	mg/Kg dry	1		SW-846 8082A	3/25/21	4/6/21 21:35	SFM

Surrogates	% Recovery	Recovery Limits	Flag/Qual	
Decachlorobiphenyl [1]	94.5	30-150		4/6/21 21:35
Decachlorobiphenyl [2]	73.9	30-150		4/6/21 21:35
Tetrachloro-m-xylene [1]	86.1	30-150		4/6/21 21:35
Tetrachloro-m-xylene [2]	66.9	30-150		4/6/21 21:35

con-test®
A Pace Analytical® Laboratory
39 Spruce Street * East Longmeadow, MA 01028 * FAX 413/525-6405 * TEL. 413/525-2332

Project Location: Durham, CT | Sample Description: | Work Order: 21C1110

Date Received: 3/22/2021

Field Sample #: DUP-3 | Sampled: 3/19/2021 00:00

Sample ID: 21C1110-03

Sample Matrix: Soil

Conventional Chemistry Parameters by EPA/APHA/SW-846 Methods (Total)

Analyte	Results	RL	Units	Dilution	Flag/Qual	Method	Date Prepared	Date/Time Analyzed	Analyst
% Solids	78.3		% Wt	1		SM 2540G	3/23/21	3/24/21 9:11	JS
Total Organic Carbon	2900	100	mg/Kg	1		SW 846 9060A	3/25/21	3/25/21 17:15	DJM

con-test®
A Pace Analytical® Laboratory
39 Spruce Street * East Longmeadow, MA 01028 * FAX 413/525-6405 * TEL. 413/525-2332

Project Location: Durham, CT | Sample Description: | Work Order: 21C1110

Date Received: 3/22/2021

Field Sample #: DUP-4 | Sampled: 3/19/2021 00:00

Sample ID: 21C1110-04

Sample Matrix: Soil

Polychlorinated Biphenyls with 3540 Soxhlet Extraction

Analyte	Results	RL	Units	Dilution	Flag/Qual	Method	Date Prepared	Date/Time Analyzed	Analyst
Aroclor-1016 [1]	ND	0.0029	mg/Kg dry	1		SW-846 8082A	3/25/21	4/6/21 21:47	SFM
Aroclor-1221 [1]	ND	0.0029	mg/Kg dry	1		SW-846 8082A	3/25/21	4/6/21 21:47	SFM
Aroclor-1232 [1]	ND	0.0029	mg/Kg dry	1		SW-846 8082A	3/25/21	4/6/21 21:47	SFM
Aroclor-1242 [1]	ND	0.0029	mg/Kg dry	1		SW-846 8082A	3/25/21	4/6/21 21:47	SFM
Aroclor-1248 [1]	ND	0.0029	mg/Kg dry	1		SW-846 8082A	3/25/21	4/6/21 21:47	SFM
Aroclor-1254 [2]	0.056	0.0029	mg/Kg dry	1		SW-846 8082A	3/25/21	4/6/21 21:47	SFM
Aroclor-1260 [2]	0.0093	0.0029	mg/Kg dry	1		SW-846 8082A	3/25/21	4/6/21 21:47	SFM
Aroclor-1262 [1]	ND	0.0029	mg/Kg dry	1		SW-846 8082A	3/25/21	4/6/21 21:47	SFM
Aroclor-1268 [1]	ND	0.0029	mg/Kg dry	1		SW-846 8082A	3/25/21	4/6/21 21:47	SFM

Surrogates	% Recovery	Recovery Limits	Flag/Qual	
Decachlorobiphenyl [1]	101	30-150		4/6/21 21:47
Decachlorobiphenyl [2]	77.0	30-150		4/6/21 21:47
Tetrachloro-m-xylene [1]	98.4	30-150		4/6/21 21:47
Tetrachloro-m-xylene [2]	73.2	30-150		4/6/21 21:47

con-test®
A Pace Analytical® Laboratory
39 Spruce Street * East Longmeadow, MA 01028 * FAX 413/525-6405 * TEL. 413/525-2332

Project Location: Durham, CT | Sample Description: | Work Order: 21C1110

Date Received: 3/22/2021

Field Sample #: DUP-4 | Sampled: 3/19/2021 00:00

Sample ID: 21C1110-04

Sample Matrix: Soil

Conventional Chemistry Parameters by EPA/APHA/SW-846 Methods (Total)

Analyte	Results	RL	Units	Dilution	Flag/Qual	Method	Date Prepared	Date/Time Analyzed	Analyst
% Solids	68.7		% Wt	1		SM 2540G	3/23/21	3/24/21 9:12	JS
Total Organic Carbon	31000	100	mg/Kg	1		SW 846 9060A	3/25/21	3/25/21 17:33	DJM

con-test®
A Pace Analytical® Laboratory
39 Spruce Street * East Longmeadow, MA 01028 * FAX 413/525-6405 * TEL. 413/525-2332

Project Location: Durham, CT
Sample Description:
Work Order: 21C1110
Date Received: 3/22/2021
Field Sample #: DUP-OF
Sampled: 3/19/2021 00:00
Sample ID: 21C1110-05
Sample Matrix: Soil

Polychlorinated Biphenyls with 3540 Soxhlet Extraction

Analyte	Results	RL	Units	Dilution	Flag/Qual	Method	Date Prepared	Date/Time Analyzed	Analyst
Aroclor-1016 [1]	ND	0.14	mg/Kg dry	4		SW-846 8082A	3/25/21	3/30/21 11:32	TG
Aroclor-1221 [1]	ND	0.14	mg/Kg dry	4		SW-846 8082A	3/25/21	3/30/21 11:32	TG
Aroclor-1232 [1]	ND	0.14	mg/Kg dry	4		SW-846 8082A	3/25/21	3/30/21 11:32	TG
Aroclor-1242 [1]	ND	0.14	mg/Kg dry	4		SW-846 8082A	3/25/21	3/30/21 11:32	TG
Aroclor-1248 [1]	ND	0.14	mg/Kg dry	4		SW-846 8082A	3/25/21	3/30/21 11:32	TG
Aroclor-1254 [2]	0.43	0.14	mg/Kg dry	4		SW-846 8082A	3/25/21	3/30/21 11:32	TG
Aroclor-1260 [1]	ND	0.14	mg/Kg dry	4		SW-846 8082A	3/25/21	3/30/21 11:32	TG
Aroclor-1262 [1]	ND	0.14	mg/Kg dry	4		SW-846 8082A	3/25/21	3/30/21 11:32	TG
Aroclor-1268 [1]	ND	0.14	mg/Kg dry	4		SW-846 8082A	3/25/21	3/30/21 11:32	TG

Surrogates	% Recovery	Recovery Limits	Flag/Qual	
Decachlorobiphenyl [1]	82.0	30-150		3/30/21 11:32
Decachlorobiphenyl [2]	73.9	30-150		3/30/21 11:32
Tetrachloro-m-xylene [1]	78.3	30-150		3/30/21 11:32
Tetrachloro-m-xylene [2]	76.1	30-150		3/30/21 11:32

con-test®
A Pace Analytical® Laboratory
39 Spruce Street * East Longmeadow, MA 01028 * FAX 413/525-6405 * TEL. 413/525-2332

Project Location: Durham, CT
Sample Description:
Work Order: 21C1110
Date Received: 3/22/2021
Field Sample #: DUP-OF
Sampled: 3/19/2021 00:00
Sample ID: 21C1110-05
Sample Matrix: Soil

Conventional Chemistry Parameters by EPA/APHA/SW-846 Methods (Total)

Analyte	Results	RL	Units	Dilution	Flag/Qual	Method	Date Prepared	Date/Time Analyzed	Analyst
% Solids	56.8		% Wt	1		SM 2540G	3/23/21	3/24/21 9:12	JS
Total Organic Carbon	34000	100	mg/Kg	1		SW 846 9060A	3/25/21	3/25/21 17:57	DJM

con-test®
A Pace Analytical® Laboratory

39 Spruce Street * East Longmeadow, MA 01028 * FAX 413/525-6405 * TEL. 413/525-2332

Sample Extraction Data

Prep Method: % Solids **Analytical Method: SM 2540G**

Lab Number [Field ID]	Batch	Date
21C1110-01 [DUP-1]	B278625	03/23/21
21C1110-02 [DUP-2]	B278625	03/23/21
21C1110-03 [DUP-3]	B278625	03/23/21
21C1110-04 [DUP-4]	B278625	03/23/21
21C1110-05 [DUP-OF]	B278625	03/23/21

SW 846 9060A

Lab Number [Field ID]	Batch	Initial [g]	Final [mL]	Date
21C1110-01 [DUP-1]	B278744	1.00	1.00	03/25/21
21C1110-02 [DUP-2]	B278744	1.00	1.00	03/25/21
21C1110-03 [DUP-3]	B278744	1.00	1.00	03/25/21
21C1110-04 [DUP-4]	B278744	1.00	1.00	03/25/21
21C1110-05 [DUP-OF]	B278744	1.00	1.00	03/25/21

Prep Method: SW-846 3540C **Analytical Method: SW-846 8082A**

Lab Number [Field ID]	Batch	Initial [g]	Final [mL]	Date
21C1110-05 [DUP-OF]	B278770	10.0	10.0	03/25/21

Prep Method: SW-846 3540C **Analytical Method: SW-846 8082A**

Lab Number [Field ID]	Batch	Initial [g]	Final [mL]	Date
21C1110-01 [DUP-1]	B279619	10.5	1.00	03/25/21
21C1110-02 [DUP-2]	B279619	10.9	1.00	03/25/21

Prep Method: SW-846 3540C **Analytical Method: SW-846 8082A**

Lab Number [Field ID]	Batch	Initial [g]	Final [mL]	Date
21C1110-03 [DUP-3]	B279626	10.0	1.00	03/25/21
21C1110-04 [DUP-4]	B279626	10.0	1.00	03/25/21

con-test®
A Pace Analytical® Laboratory

39 Spruce Street * East Longmeadow, MA 01028 * FAX 413/525-6405 * TEL. 413/525-2332

QUALITY CONTROL

Polychlorinated Biphenyls with 3540 Soxhlet Extraction - Quality Control

Analyte	Result	Reporting Limit	Units	Spike Level	Source Result	%REC	%REC Limits	RPD	RPD Limit	Notes
Batch B278770 - SW-846 3540C										
Blank (B278770-BLK1)				Prepared: 03/25/21 Analyzed: 03/30/21						
Aroclor-1016	ND	0.020	mg/Kg wet							
Aroclor-1016 [2C]	ND	0.020	mg/Kg wet							
Aroclor-1221	ND	0.020	mg/Kg wet							
Aroclor-1221 [2C]	ND	0.020	mg/Kg wet							
Aroclor-1232	ND	0.020	mg/Kg wet							
Aroclor-1232 [2C]	ND	0.020	mg/Kg wet							
Aroclor-1242	ND	0.020	mg/Kg wet							
Aroclor-1242 [2C]	ND	0.020	mg/Kg wet							
Aroclor-1248	ND	0.020	mg/Kg wet							
Aroclor-1248 [2C]	ND	0.020	mg/Kg wet							
Aroclor-1254	ND	0.020	mg/Kg wet							
Aroclor-1254 [2C]	ND	0.020	mg/Kg wet							
Aroclor-1260	ND	0.020	mg/Kg wet							
Aroclor-1260 [2C]	ND	0.020	mg/Kg wet							
Aroclor-1262	ND	0.020	mg/Kg wet							
Aroclor-1262 [2C]	ND	0.020	mg/Kg wet							
Aroclor-1268	ND	0.020	mg/Kg wet							
Aroclor-1268 [2C]	ND	0.020	mg/Kg wet							
Surrogate: Decachlorobiphenyl	*0.154*		mg/Kg wet	0.200		76.8	30-150			
Surrogate: Decachlorobiphenyl [2C]	*0.129*		mg/Kg wet	0.200		64.7	30-150			
Surrogate: Tetrachloro-m-xylene	*0.162*		mg/Kg wet	0.200		81.0	30-150			
Surrogate: Tetrachloro-m-xylene [2C]	*0.152*		mg/Kg wet	0.200		76.2	30-150			
LCS (B278770-BS1)				Prepared: 03/25/21 Analyzed: 03/30/21						
Aroclor-1016	0.16	0.020	mg/Kg wet	0.200		81.0	40-140			
Aroclor-1016 [2C]	0.15	0.020	mg/Kg wet	0.200		74.5	40-140			
Aroclor-1260	0.14	0.020	mg/Kg wet	0.200		68.7	40-140			
Aroclor-1260 [2C]	0.13	0.020	mg/Kg wet	0.200		64.9	40-140			
Surrogate: Decachlorobiphenyl	*0.168*		mg/Kg wet	0.200		83.8	30-150			
Surrogate: Decachlorobiphenyl [2C]	*0.144*		mg/Kg wet	0.200		72.2	30-150			
Surrogate: Tetrachloro-m-xylene	*0.169*		mg/Kg wet	0.200		84.5	30-150			
Surrogate: Tetrachloro-m-xylene [2C]	*0.164*		mg/Kg wet	0.200		82.2	30-150			
LCS Dup (B278770-BSD1)				Prepared: 03/25/21 Analyzed: 03/30/21						
Aroclor-1016	0.16	0.020	mg/Kg wet	0.200		81.1	40-140	0.202	30	
Aroclor-1016 [2C]	0.16	0.020	mg/Kg wet	0.200		77.7	40-140	4.26	30	
Aroclor-1260	0.14	0.020	mg/Kg wet	0.200		71.9	40-140	4.58	30	
Aroclor-1260 [2C]	0.13	0.020	mg/Kg wet	0.200		65.6	40-140	1.10	30	
Surrogate: Decachlorobiphenyl	*0.167*		mg/Kg wet	0.200		83.4	30-150			
Surrogate: Decachlorobiphenyl [2C]	*0.147*		mg/Kg wet	0.200		73.3	30-150			
Surrogate: Tetrachloro-m-xylene	*0.165*		mg/Kg wet	0.200		82.4	30-150			
Surrogate: Tetrachloro-m-xylene [2C]	*0.155*		mg/Kg wet	0.200		77.6	30-150			

con-test®
A Pace Analytical® Laboratory

39 Spruce Street * East Longmeadow, MA 01028 * FAX 413/525-6405 * TEL. 413/525-2332

QUALITY CONTROL

Polychlorinated Biphenyls with 3540 Soxhlet Extraction - Quality Control

Analyte	Result	Reporting Limit	Units	Spike Level	Source Result	%REC	%REC Limits	RPD	RPD Limit	Notes
Batch B279619 - SW-846 3540C										
Blank (B279619-BLK1)				Prepared: 03/25/21 Analyzed: 04/06/21						
Aroclor-1016	ND	0.0020	mg/Kg wet							
Aroclor-1016 [2C]	ND	0.0020	mg/Kg wet							
Aroclor-1221	ND	0.0020	mg/Kg wet							
Aroclor-1221 [2C]	ND	0.0020	mg/Kg wet							
Aroclor-1232	ND	0.0020	mg/Kg wet							
Aroclor-1232 [2C]	ND	0.0020	mg/Kg wet							
Aroclor-1242	ND	0.0020	mg/Kg wet							
Aroclor-1242 [2C]	ND	0.0020	mg/Kg wet							
Aroclor-1248	ND	0.0020	mg/Kg wet							
Aroclor-1248 [2C]	ND	0.0020	mg/Kg wet							
Aroclor-1254	ND	0.0020	mg/Kg wet							
Aroclor-1254 [2C]	ND	0.0020	mg/Kg wet							
Aroclor-1260	ND	0.0020	mg/Kg wet							
Aroclor-1260 [2C]	ND	0.0020	mg/Kg wet							
Aroclor-1262	ND	0.0020	mg/Kg wet							
Aroclor-1262 [2C]	ND	0.0020	mg/Kg wet							
Aroclor-1268	ND	0.0020	mg/Kg wet							
Aroclor-1268 [2C]	ND	0.0020	mg/Kg wet							
Surrogate: Decachlorobiphenyl	*0.159*		mg/Kg wet	0.200		79.4	30-150			
Surrogate: Decachlorobiphenyl [2C]	*0.136*		mg/Kg wet	0.200		67.9	30-150			
Surrogate: Tetrachloro-m-xylene	*0.140*		mg/Kg wet	0.200		69.8	30-150			
Surrogate: Tetrachloro-m-xylene [2C]	*0.132*		mg/Kg wet	0.200		66.1	30-150			
LCS (B279619-BS1)				Prepared: 03/25/21 Analyzed: 03/28/21						
Aroclor-1016	0.18	0.020	mg/Kg wet	0.200		90.7	40-140			
Aroclor-1016 [2C]	0.18	0.020	mg/Kg wet	0.200		90.4	40-140			
Aroclor-1260	0.19	0.020	mg/Kg wet	0.200		92.6	40-140			
Aroclor-1260 [2C]	0.18	0.020	mg/Kg wet	0.200		92.3	40-140			
Surrogate: Decachlorobiphenyl	*0.225*		mg/Kg wet	0.200		112	30-150			
Surrogate: Decachlorobiphenyl [2C]	*0.243*		mg/Kg wet	0.200		121	30-150			
Surrogate: Tetrachloro-m-xylene	*0.184*		mg/Kg wet	0.200		92.1	30-150			
Surrogate: Tetrachloro-m-xylene [2C]	*0.195*		mg/Kg wet	0.200		97.4	30-150			
LCS Dup (B279619-BSD1)				Prepared: 03/25/21 Analyzed: 03/28/21						
Aroclor-1016	0.18	0.020	mg/Kg wet	0.200		91.9	40-140	1.30	30	
Aroclor-1016 [2C]	0.18	0.020	mg/Kg wet	0.200		91.0	40-140	0.597	30	
Aroclor-1260	0.18	0.020	mg/Kg wet	0.200		91.8	40-140	0.855	30	
Aroclor-1260 [2C]	0.18	0.020	mg/Kg wet	0.200		91.8	40-140	0.511	30	
Surrogate: Decachlorobiphenyl	*0.225*		mg/Kg wet	0.200		113	30-150			
Surrogate: Decachlorobiphenyl [2C]	*0.243*		mg/Kg wet	0.200		121	30-150			
Surrogate: Tetrachloro-m-xylene	*0.189*		mg/Kg wet	0.200		94.5	30-150			
Surrogate: Tetrachloro-m-xylene [2C]	*0.199*		mg/Kg wet	0.200		99.3	30-150			

con-test®
A Pace Analytical® Laboratory

39 Spruce Street * East Longmeadow, MA 01028 * FAX 413/525-6405 * TEL. 413/525-2332

QUALITY CONTROL

Polychlorinated Biphenyls with 3540 Soxhlet Extraction - Quality Control

Analyte	Result	Reporting Limit	Units	Spike Level	Source Result	%REC	%REC Limits	RPD	RPD Limit	Notes
Batch B279626 - SW-846 3540C										
Blank (B279626-BLK1)				Prepared: 03/25/21 Analyzed: 04/06/21						
Aroclor-1016	ND	0.0020	mg/Kg wet							
Aroclor-1016 [2C]	ND	0.0020	mg/Kg wet							
Aroclor-1221	ND	0.0020	mg/Kg wet							
Aroclor-1221 [2C]	ND	0.0020	mg/Kg wet							
Aroclor-1232	ND	0.0020	mg/Kg wet							
Aroclor-1232 [2C]	ND	0.0020	mg/Kg wet							
Aroclor-1242	ND	0.0020	mg/Kg wet							
Aroclor-1242 [2C]	ND	0.0020	mg/Kg wet							
Aroclor-1248	ND	0.0020	mg/Kg wet							
Aroclor-1248 [2C]	ND	0.0020	mg/Kg wet							
Aroclor-1254	ND	0.0020	mg/Kg wet							
Aroclor-1254 [2C]	ND	0.0020	mg/Kg wet							
Aroclor-1260	ND	0.0020	mg/Kg wet							
Aroclor-1260 [2C]	ND	0.0020	mg/Kg wet							
Aroclor-1262	ND	0.0020	mg/Kg wet							
Aroclor-1262 [2C]	ND	0.0020	mg/Kg wet							
Aroclor-1268	ND	0.0020	mg/Kg wet							
Aroclor-1268 [2C]	ND	0.0020	mg/Kg wet							
Surrogate: Decachlorobiphenyl	*0.196*		mg/Kg wet	0.200		98.1	30-150			
Surrogate: Decachlorobiphenyl [2C]	*0.151*		mg/Kg wet	0.200		75.3	30-150			
Surrogate: Tetrachloro-m-xylene	*0.172*		mg/Kg wet	0.200		85.8	30-150			
Surrogate: Tetrachloro-m-xylene [2C]	*0.133*		mg/Kg wet	0.200		66.7	30-150			
LCS (B279626-BS1)				Prepared: 03/25/21 Analyzed: 03/30/21						
Aroclor-1016	0.16	0.020	mg/Kg wet	0.200		81.0	40-140			
Aroclor-1016 [2C]	0.15	0.020	mg/Kg wet	0.200		74.5	40-140			
Aroclor-1260	0.14	0.020	mg/Kg wet	0.200		68.7	40-140			
Aroclor-1260 [2C]	0.13	0.020	mg/Kg wet	0.200		64.9	40-140			
Surrogate: Decachlorobiphenyl	*0.168*		mg/Kg wet	0.200		83.8	30-150			
Surrogate: Decachlorobiphenyl [2C]	*0.144*		mg/Kg wet	0.200		72.2	30-150			
Surrogate: Tetrachloro-m-xylene	*0.169*		mg/Kg wet	0.200		84.5	30-150			
Surrogate: Tetrachloro-m-xylene [2C]	*0.164*		mg/Kg wet	0.200		82.2	30-150			
LCS Dup (B279626-BSD1)				Prepared: 03/25/21 Analyzed: 03/30/21						
Aroclor-1016	0.16	0.020	mg/Kg wet	0.200		81.1	40-140	0.202	30	
Aroclor-1016 [2C]	0.16	0.020	mg/Kg wet	0.200		77.7	40-140	4.26	30	
Aroclor-1260	0.14	0.020	mg/Kg wet	0.200		71.9	40-140	4.58	30	
Aroclor-1260 [2C]	0.13	0.020	mg/Kg wet	0.200		65.6	40-140	1.10	30	
Surrogate: Decachlorobiphenyl	*0.167*		mg/Kg wet	0.200		83.4	30-150			
Surrogate: Decachlorobiphenyl [2C]	*0.147*		mg/Kg wet	0.200		73.3	30-150			
Surrogate: Tetrachloro-m-xylene	*0.165*		mg/Kg wet	0.200		82.4	30-150			
Surrogate: Tetrachloro-m-xylene [2C]	*0.155*		mg/Kg wet	0.200		77.6	30-150			

con-test®
A Pace Analytical® Laboratory

39 Spruce Street * East Longmeadow, MA 01028 * FAX 413/525-6405 * TEL. 413/525-2332

QUALITY CONTROL

Conventional Chemistry Parameters by EPA/APHA/SW-846 Methods (Total) - Quality Control

Analyte	Result	Reporting Limit	Units	Spike Level	Source Result	%REC	%REC Limits	RPD	RPD Limit	Notes
Batch B278744 - SW 846 9060A										
Blank (B278744-BLK1)				Prepared & Analyzed: 03/25/21						
Total Organic Carbon	ND	100	mg/Kg							
LCS (B278744-BS1)				Prepared & Analyzed: 03/25/21						
Total Organic Carbon	664	100	mg/Kg	750		88.6	65.8-127			
LCS Dup (B278744-BSD1)				Prepared & Analyzed: 03/25/21						
Total Organic Carbon	669	100	mg/Kg	750		89.2	65.8-127	0.659	11.4	

con-test®
A Pace Analytical® Laboratory

39 Spruce Street * East Longmeadow, MA 01028 * FAX 413/525-6405 * TEL. 413/525-2332

IDENTIFICATION SUMMARY FOR SINGLE COMPONENT ANALYTES

SW-846 8082A

DUP-1

Lab Sample ID: 21C1110-01 Date(s) Analyzed: 04/06/2021 04/06/2021

Instrument ID (1): ECD 4 Instrument ID (2): ECD 4

GC Column (1): ID: (mm) GC Column (2): ID: (mm)

ANALYTE	COL	RT	RT WINDOW		CONCENTRATION	%RPD
			FROM	TO		
Aroclor-1254	1	0.000	-0.030	0.030	0.053	
	2	0.000	-0.030	0.030	0.056	5.5
Aroclor-1260	1	0.000	-0.030	0.030	0.024	
	2	0.000	-0.030	0.030	0.023	4.3

con-test®
A Pace Analytical® Laboratory
39 Spruce Street * East Longmeadow, MA 01028 * FAX 413/525-6405 * TEL. 413/525-2332

IDENTIFICATION SUMMARY FOR SINGLE COMPONENT ANALYTES

SW-846 8082A

DUP-2

Lab Sample ID: 21C1110-02 Date(s) Analyzed: 04/06/2021 04/06/2021

Instrument ID (1): ECD 4 Instrument ID (2): ECD 4

GC Column (1): ID: (mm) GC Column (2): ID: (mm)

ANALYTE	COL	RT	RT WINDOW		CONCENTRATION	%RPD
			FROM	TO		
Aroclor-1254	1	0.000	-0.030	0.030	0.011	
	2	0.000	-0.030	0.030	0.0092	17.8

con-test®
A Pace Analytical® Laboratory
39 Spruce Street * East Longmeadow, MA 01028 * FAX 413/525-6405 * TEL. 413/525-2332

IDENTIFICATION SUMMARY FOR SINGLE COMPONENT ANALYTES

SW-846 8082A

DUP-3

Lab Sample ID: 21C1110-03 Date(s) Analyzed: 04/06/2021 04/06/2021

Instrument ID (1): ECD10 Instrument ID (2): ECD10

GC Column (1): ID: (mm) GC Column (2): ID: (mm)

ANALYTE	COL	RT	RT WINDOW		CONCENTRATION	%RPD
			FROM	TO		
Aroclor-1254	1	0.000	-0.030	0.030	0.0066	
	2	0.000	-0.030	0.030	0.0076	14.1
Aroclor-1260	1	0.000	-0.030	0.030	0.0046	
	2	0.000	-0.030	0.030	0.0045	2.2

con-test®
A Pace Analytical® Laboratory
39 Spruce Street * East Longmeadow, MA 01028 * FAX 413/525-6405 * TEL. 413/525-2332

IDENTIFICATION SUMMARY FOR SINGLE COMPONENT ANALYTES

SW-846 8082A

DUP-4

Lab Sample ID: 21C1110-04 Date(s) Analyzed: 04/06/2021 04/06/2021

Instrument ID (1): ECD10 Instrument ID (2): ECD10

GC Column (1): ID: (mm) GC Column (2): ID: (mm)

ANALYTE	COL	RT	RT WINDOW		CONCENTRATION	%RPD
			FROM	TO		
Aroclor-1254	1	0.000	-0.030	0.030	0.052	
	2	0.000	-0.030	0.030	0.056	7.4
Aroclor-1260	1	0.000	-0.030	0.030	0.0076	
	2	0.000	-0.030	0.030	0.0093	20.1

con-test®
A Pace Analytical® Laboratory

39 Spruce Street * East Longmeadow, MA 01028 * FAX 413/525-6405 * TEL. 413/525-2332

IDENTIFICATION SUMMARY FOR SINGLE COMPONENT ANALYTES

SW-846 8082A

DUP-OF

Lab Sample ID: 21C1110-05 Date(s) Analyzed: 03/30/2021 03/30/2021

Instrument ID (1): ECD4 Instrument ID (2): ECD4

GC Column (1): ID: (mm) GC Column (2): ID: (mm)

ANALYTE	COL	RT	RT WINDOW		CONCENTRATION	%RPD
			FROM	TO		
Aroclor-1254	1	0.000	-0.030	0.030	0.40	
	2	0.000	-0.030	0.030	0.43	7.2

con-test®
A Pace Analytical® Laboratory

39 Spruce Street * East Longmeadow, MA 01028 * FAX 413/525-6405 * TEL. 413/525-2332

IDENTIFICATION SUMMARY FOR SINGLE COMPONENT ANALYTES

SW-846 8082A

LCS

Lab Sample ID: B278770-BS1 Date(s) Analyzed: 03/30/2021 03/30/2021

Instrument ID (1): ECD4 Instrument ID (2): ECD4

GC Column (1): ID: (mm) GC Column (2): ID: (mm)

ANALYTE	COL	RT	RT WINDOW		CONCENTRATION	%RPD
			FROM	TO		
Aroclor-1016	1	0.000	-0.030	0.030	0.16	
	2	0.000	-0.030	0.030	0.15	6.5
Aroclor-1260	1	0.000	-0.030	0.030	0.14	
	2	0.000	-0.030	0.030	0.13	7.4

con-test®
A Pace Analytical® Laboratory

39 Spruce Street * East Longmeadow, MA 01028 * FAX 413/525-6405 * TEL. 413/525-2332

IDENTIFICATION SUMMARY FOR SINGLE COMPONENT ANALYTES

SW-846 8082A

LCS Dup

Lab Sample ID: B278770-BSD1 Date(s) Analyzed: 03/30/2021 03/30/2021

Instrument ID (1): ECD4 Instrument ID (2): ECD4

GC Column (1): ID: (mm) GC Column (2): ID: (mm)

ANALYTE	COL	RT	RT WINDOW		CONCENTRATION	%RPD
			FROM	TO		
Aroclor-1016	1	0.000	-0.030	0.030	0.16	
	2	0.000	-0.030	0.030	0.16	0.0
Aroclor-1260	1	0.000	-0.030	0.030	0.14	
	2	0.000	-0.030	0.030	0.13	7.4

con-test®
A Pace Analytical® Laboratory
39 Spruce Street * East Longmeadow, MA 01028 * FAX 413/525-6405 * TEL. 413/525-2332

IDENTIFICATION SUMMARY FOR SINGLE COMPONENT ANALYTES

SW-846 8082A

LCS

Lab Sample ID: B279619-BS1 Date(s) Analyzed: 03/28/2021 03/28/2021

Instrument ID (1): Instrument ID (2):

GC Column (1): ID: (mm) GC Column (2): ID: (mm)

ANALYTE	COL	RT	RT WINDOW		CONCENTRATION	%RPD
			FROM	TO		
Aroclor-1016	1	0.000	-0.030	0.030	0.18	
	2	0.000	-0.030	0.030	0.18	0.0
Aroclor-1260	1	0.000	-0.030	0.030	0.19	
	2	0.000	-0.030	0.030	0.18	5.4

con-test®
A Pace Analytical® Laboratory
39 Spruce Street * East Longmeadow, MA 01028 * FAX 413/525-6405 * TEL. 413/525-2332

IDENTIFICATION SUMMARY FOR SINGLE COMPONENT ANALYTES

SW-846 8082A

LCS Dup

Lab Sample ID: B279619-BSD1 Date(s) Analyzed: 03/28/2021 03/28/2021

Instrument ID (1): Instrument ID (2):

GC Column (1): ID: (mm) GC Column (2): ID: (mm)

ANALYTE	COL	RT	RT WINDOW		CONCENTRATION	%RPD
			FROM	TO		
Aroclor-1016	1	0.000	-0.030	0.030	0.18	
	2	0.000	-0.030	0.030	0.18	0.0
Aroclor-1260	1	0.000	-0.030	0.030	0.18	
	2	0.000	-0.030	0.030	0.18	0.0

con-test®
A Pace Analytical® Laboratory
39 Spruce Street * East Longmeadow, MA 01028 * FAX 413/525-6405 * TEL. 413/525-2332

IDENTIFICATION SUMMARY FOR SINGLE COMPONENT ANALYTES

SW-846 8082A

LCS

Lab Sample ID: B279626-BS1 Date(s) Analyzed: 03/30/2021 03/30/2021

Instrument ID (1): ECD4 Instrument ID (2): ECD4

GC Column (1): ID: (mm) GC Column (2): ID: (mm)

ANALYTE	COL	RT	RT WINDOW		CONCENTRATION	%RPD
			FROM	TO		
Aroclor-1016	1	0.000	-0.030	0.030	0.16	
	2	0.000	-0.030	0.030	0.15	6.5
Aroclor-1260	1	0.000	-0.030	0.030	0.14	
	2	0.000	-0.030	0.030	0.13	7.4

con-test®
A Pace Analytical® Laboratory
39 Spruce Street * East Longmeadow, MA 01028 * FAX 413/525-6405 * TEL. 413/525-2332

IDENTIFICATION SUMMARY FOR SINGLE COMPONENT ANALYTES

SW-846 8082A

LCS Dup

Lab Sample ID: B279626-BSD1 Date(s) Analyzed: 03/30/2021 03/30/2021

Instrument ID (1): ECD4 Instrument ID (2): ECD4

GC Column (1): ID: (mm) GC Column (2): ID: (mm)

ANALYTE	COL	RT	RT WINDOW		CONCENTRATION	%RPD
			FROM	TO		
Aroclor-1016	1	0.000	-0.030	0.030	0.16	
	2	0.000	-0.030	0.030	0.16	0.0
Aroclor-1260	1	0.000	-0.030	0.030	0.14	
	2	0.000	-0.030	0.030	0.13	7.4

con-test®
A Pace Analytical® Laboratory

39 Spruce Street * East Longmeadow, MA 01028 * FAX 413/525-6405 * TEL. 413/525-2332

FLAG/QUALIFIER SUMMARY

*	QC result is outside of established limits.
†	Wide recovery limits established for difficult compound.
‡	Wide RPD limits established for difficult compound.
#	Data exceeded client recommended or regulatory level
ND	Not Detected
RL	Reporting Limit is at the level of quantitation (LOQ)
DL	Detection Limit is the lower limit of detection determined by the MDL study
MCL	Maximum Contaminant Level
	Percent recoveries and relative percent differences (RPDs) are determined by the software using values in the calculation which have not been rounded.
	No results have been blank subtracted unless specified in the case narrative section.
Z-01	Results obtained were outside of the curve and could not be obtained within the curve due to method's physical limitations. Results are estimated.

con-test®
A Pace Analytical® Laboratory

39 Spruce Street * East Longmeadow, MA 01028 * FAX 413/525-6405 * TEL. 413/525-2332

CERTIFICATIONS

Certified Analyses included in this Report

Analyte	Certifications
SW 846 9060A in Soil	
Total Organic Carbon	NY,CT,ME,VA,NH
SW-846 8082A in Soil	
Aroclor-1016	CT,NH,NY,ME,NC,VA,PA
Aroclor-1016 [2C]	CT,NH,NY,ME,NC,VA,PA
Aroclor-1221	CT,NH,NY,ME,NC,VA,PA
Aroclor-1221 [2C]	CT,NH,NY,ME,NC,VA,PA
Aroclor-1232	CT,NH,NY,ME,NC,VA,PA
Aroclor-1232 [2C]	CT,NH,NY,ME,NC,VA,PA
Aroclor-1242	CT,NH,NY,ME,NC,VA,PA
Aroclor-1242 [2C]	CT,NH,NY,ME,NC,VA,PA
Aroclor-1248	CT,NH,NY,ME,NC,VA,PA
Aroclor-1248 [2C]	CT,NH,NY,ME,NC,VA,PA
Aroclor-1254	CT,NH,NY,ME,NC,VA,PA
Aroclor-1254 [2C]	CT,NH,NY,ME,NC,VA,PA
Aroclor-1260	CT,NH,NY,ME,NC,VA,PA
Aroclor-1260 [2C]	CT,NH,NY,ME,NC,VA,PA
Aroclor-1262	NY,NC,VA,PA
Aroclor-1262 [2C]	NY,NC,VA,PA
Aroclor-1268	NY,NC,VA,PA
Aroclor-1268 [2C]	NY,NC,VA,PA

Con-Test, a Pace Environmental Laboratory, operates under the following certifications and accreditations:

Code	Description	Number	Expires
AIHA	AIHA-LAP, LLC - ISO17025:2017	100033	03/1/2022
MA	Massachusetts DEP	M-MA100	06/30/2021
CT	Connecticut Department of Publilc Health	PH-0165	12/31/2022
NY	New York State Department of Health	10899 NELAP	04/1/2022
NH-S	New Hampshire Environmental Lab	2516 NELAP	02/5/2022
RI	Rhode Island Department of Health	LAO00112	12/30/2021
NC	North Carolina Div. of Water Quality	652	12/31/2021
NJ	New Jersey DEP	MA007 NELAP	06/30/2021
FL	Florida Department of Health	E871027 NELAP	06/30/2021
VT	Vermont Department of Health Lead Laboratory	LL720741	07/30/2021
ME	State of Maine	MA00100	06/9/2021
VA	Commonwealth of Virginia	460217	12/14/2021
NH-P	New Hampshire Environmental Lab	2557 NELAP	09/6/2021
VT-DW	Vermont Department of Health Drinking Water	VT-255716	06/12/2021
NC-DW	North Carolina Department of Health	25703	07/31/2021
PA	Commonwealth of Pennsylvania DEP	68-05812	06/30/2021
MI	Dept. of Env, Great Lakes, and Energy	9100	09/6/2021

21C1110

con-test ANALYTICAL LABORATORY

Phone: 413-525-2332
Fax: 413-525-6405
Email: info@contestlabs.com

http://www.contestlabs.com

CHAIN OF CUSTODY RECORD

39 Spruce Street
East Longmeadow, MA 01028

Doc # 381 Rev 2_06262019

Page 1 of 1

Company Name:	Weston & Sampson
Address:	Rocky Hill CT
Phone:	800-SAMPSON
Project Name:	Eversource - Durham ER
Project Location:	Durham, CT
Project Number:	
Project Manager:	Jeff Wilson
Con-Test Quote Name/Number:	
Invoice Recipient:	Jeff Wilson
Sampled By:	Chris Berthiaume

Requested Turnaround Time
7-Day: X | 10-Day:
PFAS 10-Day (std): | Due Date:

Rush Approval Required
1-Day: | 3-Day:
2-Day: | 4-Day:

Data Delivery
Format: PDF X EXCEL X
Other: Enviro Data
CLP Like Data Pkg Required:
Email To: WilsonJP@wseinc.com
Fax To #:

Dissolved Metals Samples
Field Filtered
Lab to Filter

Orthophosphate Samples
Field Filtered
Lab to Filter

ANALYSIS REQUESTED

Con-Test Work Order#	Client Sample ID / Description	Beginning Date/Time	Ending Date/Time	COMP/GRAB	[1]Matrix Code	Conc Code	VIALS	GLASS	PLASTIC	BACTERIA	ENCORE	PCBs w/ Sox	Hold	TOC
1	DUP-1	3/19/21	—	G	S	U		1				X		X
2	DUP-2		—					1				X		X
3	DUP-3		—					1				X		X
4	DUP-4		—					1				X		X
5	DUP-OF		—					1				X		X

[2] Preservation Code: I

Container Info
Total Number Of:
VIALS
GLASS 5
PLASTIC
BACTERIA
ENCORE

Glassware in the fridge? Y / N
Glassware in freezer? Y / N
Prepackaged Cooler? Y / N
*Contest is not responsible for missing samples from prepacked coolers

[1] Matrix Codes:
GW = Ground Water
WW = Waste Water
DW = Drinking Water
A = Air
S = Soil
SL = Sludge
SOL = Solid
O = Other (please define)

[2] Preservation Codes:
I = Iced
H = HCL
M = Methanol
N = Nitric Acid
S = Sulfuric Acid
B = Sodium Bisulfate
X = Sodium Hydroxide
T = Sodium Thiosulfate
O = Other (please define)

Relinquished by: (signature)	Date/Time:
Received by: (signature)	Date/Time: 3/22/21 1:05
Relinquished by: (signature)	Date/Time: 3/22/21 6:35
Received by: (signature)	Date/Time: 3/22/21 1855
Relinquished by: (signature)	Date/Time:
Received by: (signature)	Date/Time:
Relinquished by: (signature)	Date/Time:
Received by: (signature)	Date/Time:

Client Comments: Eversource project - ES rates
no sales tax

Detection Limit Requirements
MA: | 0.004 mg/kg
Other:

Special Requirements
MA MCP Required
MCP Certification Form Required
CT RCP Required: X
RCP Certification Form Required
WWSID #

Please use the following codes to indicate possible sample concentration within the Conc Code column above:
H - High; M - Medium; L - Low; C - Clean; U - Unknown

NELAC and AIHA-LAP, LLC Accredited

Project Entity
Government | Municipality | MWRA | WRTA
Federal | 21 J | School
City | Brownfield | MBTA

Other
Chromatogram
AIHA-LAP,LLC

PCB ONLY
X Soxhlet
Non Soxhlet

Comments:

Disclaimer: Con-Test Labs is not responsible for any omitted information on the Chain of Custody. The Chain of Custody is a legal document that must be complete and accurate and is used to determine what analyses the laboratory will perform. Any missing information is not the laboratory's responsibility. Con Test values your partnership on each project and will try to assist with missing information, but will not b held accountable.

I Have Not Confirmed Sample Container Numbers With Lab Staff Before Relinquishing Over Samples_____

con-test® ANALYTICAL LABORATORY

Doc# 277 Rev 5 2017

Login Sample Receipt Checklist - (Rejection Criteria Listing - Using Acceptance Policy) Any False Statement will be brought to the attention of the Client - State True or False

Client WTS

Received By _____ Date 3/22/21 Time 1835

How were the samples received? In Cooler T No Cooler _____ On Ice T No Ice _____

Direct from Sampling _____ Ambient _____ Melted Ice _____

Were samples within Temperature? 2-6°C T By Gun # 2 Actual Temp - 3.4

By Blank # _____ Actual Temp - _____

Was Custody Seal Intact? n/a Were Samples Tampered with? n/a

Was COC Relinquished ? T Does Chain Agree With Samples? T

Are there broken/leaking/loose caps on any samples? F

Is COC in ink/ Legible? T Were samples received within holding time? T

Did COC include all pertinent Information? Client T Project T Analysis T ID's T Sampler Name T Collection Dates/Times T

Are Sample labels filled out and legible? T

Are there Lab to Filters? F Who was notified? _____

Are there Rushes? F Who was notified? _____

Are there Short Holds? F Who was notified? _____

Is there enough Volume? T

Is there Headspace where applicable? n/a MS/MSD? F

Proper Media/Containers Used? T Is splitting samples required? F

Were trip blanks received? F On COC? F

Do all samples have the proper pH? Acid n/a Base n/a

Vials	#	Containers:	#		#		#
Unp-		1 Liter Amb.		1 Liter Plastic		16 oz Amb.	
HCL-		500 mL Amb.		500 mL Plastic		8oz Amb/Clear	5
Meoh-		250 mL Amb.		250 mL Plastic		4oz Amb/Clear	
Bisulfate-		Flashpoint		Col./Bacteria		2oz Amb/Clear	
DI-		Other Glass		Other Plastic		Encore	
Thiosulfate-		SOC Kit		Plastic Bag		Frozen:	
Sulfuric-		Perchlorate		Ziplock			

Unused Media

Vials	#	Containers:	#		#		#
Unp-		1 Liter Amb.		1 Liter Plastic		16 oz Amb.	
HCL-		500 mL Amb.		500 mL Plastic		8oz Amb/Clear	
Meoh-		250 mL Amb.		250 mL Plastic		4oz Amb/Clear	
Bisulfate-		Col./Bacteria		Flashpoint		2oz Amb/Clear	
DI-		Other Plastic		Other Glass		Encore	
Thiosulfate-		SOC Kit		Plastic Bag		Frozen:	
Sulfuric-		Perchlorate		Ziplock			

Comments:

REASONABLE CONFIDENCE PROTOCOL
LABORATORY ANALYSIS QA/QC CERTIFICATION FORM

Laboratory Name: Con-Test, a Pace Analytical Laboratory

Client: Weston & Sampson

Project Location: Durham, CT

Project Number: 21C1110

Laboratory Sample ID(s):

21C1110-01 thru 21C1110-05

Sample Date(s):

03/19/2021

List RCP Methods Used:

SW-846 8082A

1	For each analytical method referenced in this laboratory report package, were all specified QA/QC performance criteria followed, including the requirement to explain any criteria falling outside of acceptable guidelines, as specified in the CTDEP method-specific Reasonable Confidence Protocol documents?	☑ Yes ☐ No
1A	Were the method specified preservation and holding time requirements met?	☑ Yes ☐ No
1B	VPH and EPH Methods only: Was the VPH and EPH method conducted without significant modifications (see Section 11.3 of respective RCP methods)?	☐ Yes ☐ No ☑ N/A
2	Were all samples received by the laboratory in a condition consistent with that described on the associated chain-of-custody document(s)?	☑ Yes ☐ No
3	Were samples received at an appropriate temperature (< 6 degrees C.)?	☑ Yes ☐ No ☐ N/A
4	Were all QA/QC performance criteria specified in the CTDEP Reasonable Confidence Protocol documents achieved?	☑ Yes ☐ No
5A	Were reporting limits specified or referenced on the chain-of-custody?	☑ Yes ☐ No
5B	Were these reporting limits met?	☐ Yes ☑ No
6	For each analytical method referenced in this laboratory report package, were results reported for all constituents identified in the method-specific analyte lists presented in the Reasonable Confidence Protocol documents?	☑ Yes ☐ No
7	Are project-specific matrix spikes and laboratory duplicates included in this data set?	☐ Yes ☑ No

Notes: For all questions to which the response was "No" (with the exception of question #7), additional information must be provided in an attached narrative. If the answer to question #1, #1A, or #1B is "No", the data package does not meet the requirements for "Reasonable Confidence."
This form may not be altered and all questions must be answered.

Lisa A. Worthington

I, the undersigned, attest under the pains and penalties of perjury that, to the best of my knowledge and belief and based upon my personal inquiry of those responsible for providing the information contained in this analytical report, such information is accurate and complete.

Authorized Signature: Lisa Worthington **Position:** Technical Representative

Printed Name: Lisa A. Worthington **Date:** 04/08/21

Name of Laboratory: Con-Test, a Pace Analytical Laboratory

This certification form is to be used for RCP methods only.

con-test®
A Pace Analytical® Laboratory

39 Spruce Street * East Longmeadow, MA 01028 * FAX 413/525-6405 * TEL. 413/525-2332

April 8, 2021

Jeff Willson
Weston & Sampson
712 Brook Street, Suite 103
Rocky Hill, CT 06067

Project Location: Durham, CT
Client Job Number:
Project Number: [none]
Laboratory Work Order Number: 21C1112

Enclosed are results of analyses for samples received by the laboratory on March 22, 2021. If you have any questions concerning this report, please feel free to contact me.

Sincerely,



Michelle M. Koch
Project Manager

Table of Contents

Sample Summary 4

Case Narrative 5

Sample Results 7

21C1112-01 7

21C1112-02 8

21C1112-03 10

21C1112-04 12

21C1112-05 14

21C1112-06 16

21C1112-07 18

21C1112-08 20

21C1112-09 22

21C1112-10 24

21C1112-11 26

Sample Preparation Information 28

QC Data 29

Polychlorinated Biphenyls with 3540 Soxhlet Extraction 29

B278709 29

B279620 29

Conventional Chemistry Parameters by EPA/APHA/SW-846 Methods (Total) 31

B278744 31

B279118 31

Dual Column RPD Report 32

Flag/Qualifier Summary 46

Certifications 47

Table of Contents (continued)

Chain of Custody/Sample Receipt 48

con-test®
A Pace Analytical® Laboratory

39 Spruce Street * East Longmeadow, MA 01028 * FAX 413/525-6405 * TEL. 413/525-2332

Weston & Sampson
712 Brook Street, Suite 103
Rocky Hill, CT 06067
ATTN: Jeff Willson

REPORT DATE: 4/8/2021

PURCHASE ORDER NUMBER:

PROJECT NUMBER: [none]

ANALYTICAL SUMMARY

WORK ORDER NUMBER: 21C1112

The results of analyses performed on the following samples submitted to CON-TEST, a Pace Analytical Laboratory, are found in this report.

PROJECT LOCATION: Durham, CT

FIELD SAMPLE #	LAB ID:	MATRIX	SAMPLE DESCRIPTION	TEST	SUB LAB
SED-1 (0-6)	21C1112-01	Soil		SM 2540G	
SED-2 (0-6)	21C1112-02	Soil		SM 2540G	
				SW 846 9060A	
				SW-846 8082A	
SED-3 (0-6)	21C1112-03	Soil		SM 2540G	
				SW 846 9060A	
				SW-846 8082A	
SED-4 (0-6)	21C1112-04	Soil		SM 2540G	
				SW 846 9060A	
				SW-846 8082A	
SED-5 (0-6)	21C1112-05	Soil		SM 2540G	
				SW 846 9060A	
				SW-846 8082A	
SED-6 (0-6)	21C1112-06	Soil		SM 2540G	
				SW 846 9060A	
				SW-846 8082A	
SED-7 (0-6)	21C1112-07	Soil		SM 2540G	
				SW 846 9060A	
				SW-846 8082A	
SED-8 (0-6)	21C1112-08	Soil		SM 2540G	
				SW 846 9060A	
				SW-846 8082A	
SED-9 (0-6)	21C1112-09	Soil		SM 2540G	
				SW 846 9060A	
				SW-846 8082A	
SED-10 (0-6)	21C1112-10	Soil		SM 2540G	
				SW 846 9060A	
				SW-846 8082A	
SED-11 (0-6)	21C1112-11	Soil		SM 2540G	
				SW 846 9060A	
				SW-846 8082A	

con-test®
A Pace Analytical® Laboratory

39 Spruce Street * East Longmeadow, MA 01028 * FAX 413/525-6405 * TEL. 413/525-2332

CASE NARRATIVE SUMMARY

All reported results are within defined laboratory quality control objectives unless listed below or otherwise qualified in this report.

REVISED REPORT - per client, report TOC for samples -07 thru 11 3/30/21 mmk

SW 846 9060A

Qualifications:

MS-07

Matrix spike recovery is outside of control limits. Analysis is in control based on laboratory fortified blank recovery.Possibility of sample matrix effects that lead to low bias for reported result or non-homogeneous sample aliquot cannot be eliminated.

Analyte & Samples(s) Qualified:

Total Organic Carbon
B278744-MS1

MS-11

Matrix spike recovery outside of control limits. Possibility of sample matrix effects that lead to a high bias for reported result or non-homogeneous sample aliquots cannot be eliminated.

Analyte & Samples(s) Qualified:

Total Organic Carbon
B278744-MSD1

R-05

Laboratory fortified blank duplicate RPD is outside of control limits. Reduced precision is anticipated for any reported value for this compound.

Analyte & Samples(s) Qualified:

Total Organic Carbon
B279118-BSD1

Z-01

Results obtained were outside of the curve and could not be obtained within the curve due to method's physical limitations. Results are estimated.

Analyte & Samples(s) Qualified:

Total Organic Carbon
21C1112-06[SED-6 (0-6)]

Z-01a

Sample results were outside of the curve and could not be run within the curve due to method limitations. Results are estimated.

Analyte & Samples(s) Qualified:

Total Organic Carbon
21C1112-07[SED-7 (0-6)], 21C1112-09[SED-9 (0-6)], 21C1112-10[SED-10 (0-6)], 21C1112-11[SED-11 (0-6)]

SW-846 8082A

Qualifications:

P-07

Significant chromatographic interference was observed on only one of the two columns. Per EPA guidance, the lower value was reported due to obvious chromatographic interference on the column with the higher result.

Analyte & Samples(s) Qualified:

Aroclor-1254
21C1112-06[SED-6 (0-6)], 21C1112-10[SED-10 (0-6)]

con-test®
A Pace Analytical® Laboratory

39 Spruce Street * East Longmeadow, MA 01028 * FAX 413/525-6405 * TEL. 413/525-2332

The results of analyses reported only relate to samples submitted to Con-Test, a Pace Analytical Laboratory, for testing.
I certify that the analyses listed above, unless specifically listed as subcontracted, if any, were performed under my direction according to the approved methodologies listed in this document, and that based upon my inquiry of those individuals immediately responsible for obtaining the information, the material contained in this report is, to the best of my knowledge and belief, accurate and complete.

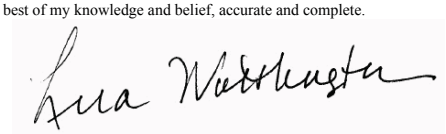

Lisa A. Worthington
Technical Representative

con-test®
A Pace Analytical® Laboratory
39 Spruce Street * East Longmeadow, MA 01028 * FAX 413/525-6405 * TEL. 413/525-2332

Project Location: Durham, CT | Sample Description: | Work Order: 21C1112

Date Received: 3/22/2021

Field Sample #: SED-1 (0-6) | Sampled: 3/19/2021 15:20

Sample ID: 21C1112-01

Sample Matrix: Soil

Conventional Chemistry Parameters by EPA/APHA/SW-846 Methods (Total)

Analyte	Results	RL	Units	Dilution	Flag/Qual	Method	Date Prepared	Date/Time Analyzed	Analyst
% Solids	74.7		% Wt	1		SM 2540G	3/23/21	3/24/21 9:12	JS

con-test®
A Pace Analytical® Laboratory
39 Spruce Street * East Longmeadow, MA 01028 * FAX 413/525-6405 * TEL. 413/525-2332

Project Location: Durham, CT | Sample Description: | Work Order: 21C1112

Date Received: 3/22/2021

Field Sample #: SED-2 (0-6) | Sampled: 3/19/2021 14:30

Sample ID: 21C1112-02

Sample Matrix: Soil

Polychlorinated Biphenyls with 3540 Soxhlet Extraction

Analyte	Results	RL	Units	Dilution	Flag/Qual	Method	Date Prepared	Date/Time Analyzed	Analyst
Aroclor-1016 [1]	ND	0.11	mg/Kg dry	4		SW-846 8082A	3/24/21	3/29/21 20:51	JMB
Aroclor-1221 [1]	ND	0.11	mg/Kg dry	4		SW-846 8082A	3/24/21	3/29/21 20:51	JMB
Aroclor-1232 [1]	ND	0.11	mg/Kg dry	4		SW-846 8082A	3/24/21	3/29/21 20:51	JMB
Aroclor-1242 [1]	ND	0.11	mg/Kg dry	4		SW-846 8082A	3/24/21	3/29/21 20:51	JMB
Aroclor-1248 [1]	ND	0.11	mg/Kg dry	4		SW-846 8082A	3/24/21	3/29/21 20:51	JMB
Aroclor-1254 [2]	0.51	0.11	mg/Kg dry	4		SW-846 8082A	3/24/21	3/29/21 20:51	JMB
Aroclor-1260 [1]	ND	0.11	mg/Kg dry	4		SW-846 8082A	3/24/21	3/29/21 20:51	JMB
Aroclor-1262 [1]	ND	0.11	mg/Kg dry	4		SW-846 8082A	3/24/21	3/29/21 20:51	JMB
Aroclor-1268 [1]	ND	0.11	mg/Kg dry	4		SW-846 8082A	3/24/21	3/29/21 20:51	JMB

Surrogates	% Recovery	Recovery Limits	Flag/Qual	
Decachlorobiphenyl [1]	71.5	30-150		3/29/21 20:51
Decachlorobiphenyl [2]	63.1	30-150		3/29/21 20:51
Tetrachloro-m-xylene [1]	77.6	30-150		3/29/21 20:51
Tetrachloro-m-xylene [2]	75.0	30-150		3/29/21 20:51

con-test®
A Pace Analytical® Laboratory
39 Spruce Street * East Longmeadow, MA 01028 * FAX 413/525-6405 * TEL. 413/525-2332

Project Location: Durham, CT | Sample Description: | Work Order: 21C1112

Date Received: 3/22/2021

Field Sample #: SED-2 (0-6) | Sampled: 3/19/2021 14:30

Sample ID: 21C1112-02

Sample Matrix: Soil

Conventional Chemistry Parameters by EPA/APHA/SW-846 Methods (Total)

Analyte	Results	RL	Units	Dilution	Flag/Qual	Method	Date Prepared	Date/Time Analyzed	Analyst
% Solids	67.5		% Wt	1		SM 2540G	3/23/21	3/24/21 9:12	JS
Total Organic Carbon	31000	100	mg/Kg	1		SW 846 9060A	3/25/21	3/25/21 18:12	DJM

con-test®
A Pace Analytical® Laboratory
39 Spruce Street * East Longmeadow, MA 01028 * FAX 413/525-6405 * TEL. 413/525-2332

Project Location: Durham, CT | Sample Description: | Work Order: 21C1112

Date Received: 3/22/2021

Field Sample #: SED-3 (0-6) | Sampled: 3/19/2021 12:30

Sample ID: 21C1112-03

Sample Matrix: Soil

Polychlorinated Biphenyls with 3540 Soxhlet Extraction

Analyte	Results	RL	Units	Dilution	Flag/Qual	Method	Date Prepared	Date/Time Analyzed	Analyst
Aroclor-1016 [1]	ND	0.0026	mg/Kg dry	1		SW-846 8082A	3/24/21	4/6/21 15:37	SFM
Aroclor-1221 [1]	ND	0.0026	mg/Kg dry	1		SW-846 8082A	3/24/21	4/6/21 15:37	SFM
Aroclor-1232 [1]	ND	0.0026	mg/Kg dry	1		SW-846 8082A	3/24/21	4/6/21 15:37	SFM
Aroclor-1242 [1]	ND	0.0026	mg/Kg dry	1		SW-846 8082A	3/24/21	4/6/21 15:37	SFM
Aroclor-1248 [1]	ND	0.0026	mg/Kg dry	1		SW-846 8082A	3/24/21	4/6/21 15:37	SFM
Aroclor-1254 [2]	0.023	0.0026	mg/Kg dry	1		SW-846 8082A	3/24/21	4/6/21 15:37	SFM
Aroclor-1260 [2]	0.0051	0.0026	mg/Kg dry	1		SW-846 8082A	3/24/21	4/6/21 15:37	SFM
Aroclor-1262 [1]	ND	0.0026	mg/Kg dry	1		SW-846 8082A	3/24/21	4/6/21 15:37	SFM
Aroclor-1268 [1]	ND	0.0026	mg/Kg dry	1		SW-846 8082A	3/24/21	4/6/21 15:37	SFM

Surrogates	% Recovery	Recovery Limits	Flag/Qual	
Decachlorobiphenyl [1]	96.8	30-150		4/6/21 15:37
Decachlorobiphenyl [2]	76.1	30-150		4/6/21 15:37
Tetrachloro-m-xylene [1]	88.1	30-150		4/6/21 15:37
Tetrachloro-m-xylene [2]	69.2	30-150		4/6/21 15:37

con-test®
A Pace Analytical® Laboratory
39 Spruce Street * East Longmeadow, MA 01028 * FAX 413/525-6405 * TEL. 413/525-2332

Project Location: Durham, CT | Sample Description: | Work Order: 21C1112

Date Received: 3/22/2021

Field Sample #: SED-3 (0-6) | Sampled: 3/19/2021 12:30

Sample ID: 21C1112-03

Sample Matrix: Soil

Conventional Chemistry Parameters by EPA/APHA/SW-846 Methods (Total)

Analyte	Results	RL	Units	Dilution	Flag/Qual	Method	Date Prepared	Date/Time Analyzed	Analyst
% Solids	72.8		% Wt	1		SM 2540G	3/23/21	3/24/21 9:12	JS
Total Organic Carbon	19000	100	mg/Kg	1		SW 846 9060A	3/25/21	3/25/21 18:34	DJM

con-test®
A Pace Analytical® Laboratory
39 Spruce Street * East Longmeadow, MA 01028 * FAX 413/525-6405 * TEL. 413/525-2332

Project Location: Durham, CT | Sample Description: | Work Order: 21C1112

Date Received: 3/22/2021

Field Sample #: SED-4 (0-6) | Sampled: 3/19/2021 08:45

Sample ID: 21C1112-04

Sample Matrix: Soil

Polychlorinated Biphenyls with 3540 Soxhlet Extraction

Analyte	Results	RL	Units	Dilution	Flag/Qual	Method	Date Prepared	Date/Time Analyzed	Analyst
Aroclor-1016 [1]	ND	0.0028	mg/Kg dry	1		SW-846 8082A	3/24/21	4/6/21 15:54	SFM
Aroclor-1221 [1]	ND	0.0028	mg/Kg dry	1		SW-846 8082A	3/24/21	4/6/21 15:54	SFM
Aroclor-1232 [1]	ND	0.0028	mg/Kg dry	1		SW-846 8082A	3/24/21	4/6/21 15:54	SFM
Aroclor-1242 [1]	ND	0.0028	mg/Kg dry	1		SW-846 8082A	3/24/21	4/6/21 15:54	SFM
Aroclor-1248 [1]	ND	0.0028	mg/Kg dry	1		SW-846 8082A	3/24/21	4/6/21 15:54	SFM
Aroclor-1254 [2]	0.0084	0.0028	mg/Kg dry	1		SW-846 8082A	3/24/21	4/6/21 15:54	SFM
Aroclor-1260 [1]	0.0059	0.0028	mg/Kg dry	1		SW-846 8082A	3/24/21	4/6/21 15:54	SFM
Aroclor-1262 [1]	ND	0.0028	mg/Kg dry	1		SW-846 8082A	3/24/21	4/6/21 15:54	SFM
Aroclor-1268 [1]	ND	0.0028	mg/Kg dry	1		SW-846 8082A	3/24/21	4/6/21 15:54	SFM

Surrogates	% Recovery	Recovery Limits	Flag/Qual	
Decachlorobiphenyl [1]	89.6	30-150		4/6/21 15:54
Decachlorobiphenyl [2]	73.4	30-150		4/6/21 15:54
Tetrachloro-m-xylene [1]	82.2	30-150		4/6/21 15:54
Tetrachloro-m-xylene [2]	65.2	30-150		4/6/21 15:54

con-test®
A Pace Analytical® Laboratory
39 Spruce Street * East Longmeadow, MA 01028 * FAX 413/525-6405 * TEL. 413/525-2332

Project Location: Durham, CT | Sample Description: | Work Order: 21C1112

Date Received: 3/22/2021

Field Sample #: SED-4 (0-6) | Sampled: 3/19/2021 08:45

Sample ID: 21C1112-04

Sample Matrix: Soil

Conventional Chemistry Parameters by EPA/APHA/SW-846 Methods (Total)

Analyte	Results	RL	Units	Dilution	Flag/Qual	Method	Date Prepared	Date/Time Analyzed	Analyst
% Solids	68.2		% Wt	1		SM 2540G	3/23/21	3/24/21 9:12	JS
Total Organic Carbon	14000	100	mg/Kg	1		SW 846 9060A	3/25/21	3/25/21 19:01	DJM

con-test®
A Pace Analytical® Laboratory
39 Spruce Street * East Longmeadow, MA 01028 * FAX 413/525-6405 * TEL. 413/525-2332

Project Location: Durham, CT | Sample Description: | Work Order: 21C1112

Date Received: 3/22/2021

Field Sample #: SED-5 (0-6) | Sampled: 3/17/2021 18:00

Sample ID: 21C1112-05

Sample Matrix: Soil

Polychlorinated Biphenyls with 3540 Soxhlet Extraction

Analyte	Results	RL	Units	Dilution	Flag/Qual	Method	Date Prepared	Date/Time Analyzed	Analyst
Aroclor-1016 [1]	ND	0.0026	mg/Kg dry	1		SW-846 8082A	3/24/21	4/6/21 16:11	SFM
Aroclor-1221 [1]	ND	0.0026	mg/Kg dry	1		SW-846 8082A	3/24/21	4/6/21 16:11	SFM
Aroclor-1232 [1]	ND	0.0026	mg/Kg dry	1		SW-846 8082A	3/24/21	4/6/21 16:11	SFM
Aroclor-1242 [1]	ND	0.0026	mg/Kg dry	1		SW-846 8082A	3/24/21	4/6/21 16:11	SFM
Aroclor-1248 [1]	ND	0.0026	mg/Kg dry	1		SW-846 8082A	3/24/21	4/6/21 16:11	SFM
Aroclor-1254 [2]	0.013	0.0026	mg/Kg dry	1		SW-846 8082A	3/24/21	4/6/21 16:11	SFM
Aroclor-1260 [1]	0.0072	0.0026	mg/Kg dry	1		SW-846 8082A	3/24/21	4/6/21 16:11	SFM
Aroclor-1262 [1]	ND	0.0026	mg/Kg dry	1		SW-846 8082A	3/24/21	4/6/21 16:11	SFM
Aroclor-1268 [1]	ND	0.0026	mg/Kg dry	1		SW-846 8082A	3/24/21	4/6/21 16:11	SFM

Surrogates	% Recovery	Recovery Limits	Flag/Qual	
Decachlorobiphenyl [1]	87.8	30-150		4/6/21 16:11
Decachlorobiphenyl [2]	73.0	30-150		4/6/21 16:11
Tetrachloro-m-xylene [1]	87.4	30-150		4/6/21 16:11
Tetrachloro-m-xylene [2]	69.7	30-150		4/6/21 16:11

con-test®
A Pace Analytical® Laboratory
39 Spruce Street * East Longmeadow, MA 01028 * FAX 413/525-6405 * TEL. 413/525-2332

Project Location: Durham, CT | Sample Description: | Work Order: 21C1112

Date Received: 3/22/2021

Field Sample #: SED-5 (0-6) | Sampled: 3/17/2021 18:00

Sample ID: 21C1112-05

Sample Matrix: Soil

Conventional Chemistry Parameters by EPA/APHA/SW-846 Methods (Total)

Analyte	Results	RL	Units	Dilution	Flag/Qual	Method	Date Prepared	Date/Time Analyzed	Analyst
% Solids	76.0		% Wt	1		SM 2540G	3/23/21	3/24/21 9:12	JS
Total Organic Carbon	20000	100	mg/Kg	1		SW 846 9060A	3/25/21	3/25/21 20:24	DJM

con-test®
A Pace Analytical® Laboratory
39 Spruce Street * East Longmeadow, MA 01028 * FAX 413/525-6405 * TEL. 413/525-2332

Project Location: Durham, CT | Sample Description: | Work Order: 21C1112

Date Received: 3/22/2021

Field Sample #: SED-6 (0-6) | Sampled: 3/17/2021 14:00

Sample ID: 21C1112-06

Sample Matrix: Soil

Polychlorinated Biphenyls with 3540 Soxhlet Extraction

Analyte	Results	RL	Units	Dilution	Flag/Qual	Method	Date Prepared	Date/Time Analyzed	Analyst
Aroclor-1016 [1]	ND	0.023	mg/Kg dry	1		SW-846 8082A	3/24/21	4/6/21 16:29	SFM
Aroclor-1221 [1]	ND	0.023	mg/Kg dry	1		SW-846 8082A	3/24/21	4/6/21 16:29	SFM
Aroclor-1232 [1]	ND	0.023	mg/Kg dry	1		SW-846 8082A	3/24/21	4/6/21 16:29	SFM
Aroclor-1242 [1]	ND	0.023	mg/Kg dry	1		SW-846 8082A	3/24/21	4/6/21 16:29	SFM
Aroclor-1248 [1]	ND	0.023	mg/Kg dry	1		SW-846 8082A	3/24/21	4/6/21 16:29	SFM
Aroclor-1254 [1]	0.064	0.023	mg/Kg dry	1	P-07	SW-846 8082A	3/24/21	4/6/21 16:29	SFM
Aroclor-1260 [1]	ND	0.023	mg/Kg dry	1		SW-846 8082A	3/24/21	4/6/21 16:29	SFM
Aroclor-1262 [1]	ND	0.023	mg/Kg dry	1		SW-846 8082A	3/24/21	4/6/21 16:29	SFM
Aroclor-1268 [1]	ND	0.023	mg/Kg dry	1		SW-846 8082A	3/24/21	4/6/21 16:29	SFM

Surrogates	% Recovery	Recovery Limits	Flag/Qual	
Decachlorobiphenyl [1]	97.8	30-150		4/6/21 16:29
Decachlorobiphenyl [2]	76.9	30-150		4/6/21 16:29
Tetrachloro-m-xylene [1]	92.5	30-150		4/6/21 16:29
Tetrachloro-m-xylene [2]	70.0	30-150		4/6/21 16:29

con-test®
A Pace Analytical® Laboratory
39 Spruce Street * East Longmeadow, MA 01028 * FAX 413/525-6405 * TEL. 413/525-2332

Project Location: Durham, CT | Sample Description: | Work Order: 21C1112

Date Received: 3/22/2021

Field Sample #: SED-6 (0-6) | Sampled: 3/17/2021 14:00

Sample ID: 21C1112-06

Sample Matrix: Soil

Conventional Chemistry Parameters by EPA/APHA/SW-846 Methods (Total)

Analyte	Results	RL	Units	Dilution	Flag/Qual	Method	Date Prepared	Date/Time Analyzed	Analyst
% Solids	8.73		% Wt	1		SM 2540G	3/23/21	3/24/21 9:12	JS
Total Organic Carbon	210000	100	mg/Kg	1	Z-01	SW 846 9060A	3/25/21	3/25/21 21:35	DJM

con-test®
A Pace Analytical® Laboratory
39 Spruce Street * East Longmeadow, MA 01028 * FAX 413/525-6405 * TEL. 413/525-2332

Project Location: Durham, CT | Sample Description: | Work Order: 21C1112

Date Received: 3/22/2021

Field Sample #: SED-7 (0-6) | Sampled: 3/17/2021 14:10

Sample ID: 21C1112-07

Sample Matrix: Soil

Polychlorinated Biphenyls with 3540 Soxhlet Extraction

Analyte	Results	RL	Units	Dilution	Flag/Qual	Method	Date Prepared	Date/Time Analyzed	Analyst
Aroclor-1016 [1]	ND	0.036	mg/Kg dry	1		SW-846 8082A	3/24/21	4/6/21 16:46	SFM
Aroclor-1221 [1]	ND	0.036	mg/Kg dry	1		SW-846 8082A	3/24/21	4/6/21 16:46	SFM
Aroclor-1232 [1]	ND	0.036	mg/Kg dry	1		SW-846 8082A	3/24/21	4/6/21 16:46	SFM
Aroclor-1242 [1]	ND	0.036	mg/Kg dry	1		SW-846 8082A	3/24/21	4/6/21 16:46	SFM
Aroclor-1248 [1]	ND	0.036	mg/Kg dry	1		SW-846 8082A	3/24/21	4/6/21 16:46	SFM
Aroclor-1254 [1]	0.067	0.036	mg/Kg dry	1		SW-846 8082A	3/24/21	4/6/21 16:46	SFM
Aroclor-1260 [1]	ND	0.036	mg/Kg dry	1		SW-846 8082A	3/24/21	4/6/21 16:46	SFM
Aroclor-1262 [1]	ND	0.036	mg/Kg dry	1		SW-846 8082A	3/24/21	4/6/21 16:46	SFM
Aroclor-1268 [1]	ND	0.036	mg/Kg dry	1		SW-846 8082A	3/24/21	4/6/21 16:46	SFM

Surrogates	% Recovery	Recovery Limits	Flag/Qual				
Decachlorobiphenyl [1]	91.2	30-150				4/6/21 16:46	
Decachlorobiphenyl [2]	73.4	30-150				4/6/21 16:46	
Tetrachloro-m-xylene [1]	87.6	30-150				4/6/21 16:46	
Tetrachloro-m-xylene [2]	68.1	30-150				4/6/21 16:46	

con-test®
A Pace Analytical® Laboratory
39 Spruce Street * East Longmeadow, MA 01028 * FAX 413/525-6405 * TEL. 413/525-2332

Project Location: Durham, CT | Sample Description: | Work Order: 21C1112

Date Received: 3/22/2021

Field Sample #: SED-7 (0-6) | Sampled: 3/17/2021 14:10

Sample ID: 21C1112-07

Sample Matrix: Soil

Conventional Chemistry Parameters by EPA/APHA/SW-846 Methods (Total)

Analyte	Results	RL	Units	Dilution	Flag/Qual	Method	Date Prepared	Date/Time Analyzed	Analyst
% Solids	5.45		% Wt	1		SM 2540G	3/23/21	3/24/21 9:12	JS
Total Organic Carbon	330000	100	mg/Kg	1	Z-01a	SW 846 9060A	3/31/21	3/31/21 10:56	DJM

con-test®
A Pace Analytical® Laboratory
39 Spruce Street * East Longmeadow, MA 01028 * FAX 413/525-6405 * TEL. 413/525-2332

Project Location: Durham, CT | Sample Description: | Work Order: 21C1112

Date Received: 3/22/2021

Field Sample #: SED-8 (0-6) | Sampled: 3/17/2021 11:15

Sample ID: 21C1112-08

Sample Matrix: Soil

Polychlorinated Biphenyls with 3540 Soxhlet Extraction

Analyte	Results	RL	Units	Dilution	Flag/Qual	Method	Date Prepared	Date/Time Analyzed	Analyst
Aroclor-1016 [1]	ND	0.023	mg/Kg dry	1		SW-846 8082A	3/24/21	4/6/21 17:03	SFM
Aroclor-1221 [1]	ND	0.023	mg/Kg dry	1		SW-846 8082A	3/24/21	4/6/21 17:03	SFM
Aroclor-1232 [1]	ND	0.023	mg/Kg dry	1		SW-846 8082A	3/24/21	4/6/21 17:03	SFM
Aroclor-1242 [1]	ND	0.023	mg/Kg dry	1		SW-846 8082A	3/24/21	4/6/21 17:03	SFM
Aroclor-1248 [1]	ND	0.023	mg/Kg dry	1		SW-846 8082A	3/24/21	4/6/21 17:03	SFM
Aroclor-1254 [2]	0.057	0.023	mg/Kg dry	1		SW-846 8082A	3/24/21	4/6/21 17:03	SFM
Aroclor-1260 [1]	0.033	0.023	mg/Kg dry	1		SW-846 8082A	3/24/21	4/6/21 17:03	SFM
Aroclor-1262 [1]	ND	0.023	mg/Kg dry	1		SW-846 8082A	3/24/21	4/6/21 17:03	SFM
Aroclor-1268 [1]	ND	0.023	mg/Kg dry	1		SW-846 8082A	3/24/21	4/6/21 17:03	SFM

Surrogates	% Recovery	Recovery Limits	Flag/Qual	
Decachlorobiphenyl [1]	96.1	30-150		4/6/21 17:03
Decachlorobiphenyl [2]	75.3	30-150		4/6/21 17:03
Tetrachloro-m-xylene [1]	93.2	30-150		4/6/21 17:03
Tetrachloro-m-xylene [2]	70.6	30-150		4/6/21 17:03

con-test®
A Pace Analytical® Laboratory
39 Spruce Street * East Longmeadow, MA 01028 * FAX 413/525-6405 * TEL. 413/525-2332

Project Location: Durham, CT | Sample Description: | Work Order: 21C1112

Date Received: 3/22/2021

Field Sample #: SED-8 (0-6) | Sampled: 3/17/2021 11:15

Sample ID: 21C1112-08

Sample Matrix: Soil

Conventional Chemistry Parameters by EPA/APHA/SW-846 Methods (Total)

Analyte	Results	RL	Units	Dilution	Flag/Qual	Method	Date Prepared	Date/Time Analyzed	Analyst
% Solids	8.49		% Wt	1		SM 2540G	3/23/21	3/24/21 9:12	JS
Total Organic Carbon	14000	100	mg/Kg	1		SW 846 9060A	3/31/21	3/31/21 10:05	DJM

con-test®
A Pace Analytical® Laboratory
39 Spruce Street * East Longmeadow, MA 01028 * FAX 413/525-6405 * TEL. 413/525-2332

Project Location: Durham, CT | Sample Description: | Work Order: 21C1112

Date Received: 3/22/2021

Field Sample #: SED-9 (0-6) | Sampled: 3/17/2021 12:05

Sample ID: 21C1112-09

Sample Matrix: Soil

Polychlorinated Biphenyls with 3540 Soxhlet Extraction

Analyte	Results	RL	Units	Dilution	Flag/Qual	Method	Date Prepared	Date/Time Analyzed	Analyst
Aroclor-1016 [1]	ND	0.019	mg/Kg dry	1		SW-846 8082A	3/24/21	4/6/21 17:21	SFM
Aroclor-1221 [1]	ND	0.019	mg/Kg dry	1		SW-846 8082A	3/24/21	4/6/21 17:21	SFM
Aroclor-1232 [1]	ND	0.019	mg/Kg dry	1		SW-846 8082A	3/24/21	4/6/21 17:21	SFM
Aroclor-1242 [1]	ND	0.019	mg/Kg dry	1		SW-846 8082A	3/24/21	4/6/21 17:21	SFM
Aroclor-1248 [1]	ND	0.019	mg/Kg dry	1		SW-846 8082A	3/24/21	4/6/21 17:21	SFM
Aroclor-1254 [1]	0.072	0.019	mg/Kg dry	1		SW-846 8082A	3/24/21	4/6/21 17:21	SFM
Aroclor-1260 [2]	0.030	0.019	mg/Kg dry	1		SW-846 8082A	3/24/21	4/6/21 17:21	SFM
Aroclor-1262 [1]	ND	0.019	mg/Kg dry	1		SW-846 8082A	3/24/21	4/6/21 17:21	SFM
Aroclor-1268 [1]	ND	0.019	mg/Kg dry	1		SW-846 8082A	3/24/21	4/6/21 17:21	SFM

Surrogates	% Recovery	Recovery Limits	Flag/Qual	
Decachlorobiphenyl [1]	90.8	30-150		4/6/21 17:21
Decachlorobiphenyl [2]	73.1	30-150		4/6/21 17:21
Tetrachloro-m-xylene [1]	89.1	30-150		4/6/21 17:21
Tetrachloro-m-xylene [2]	68.6	30-150		4/6/21 17:21

con-test®
A Pace Analytical® Laboratory
39 Spruce Street * East Longmeadow, MA 01028 * FAX 413/525-6405 * TEL. 413/525-2332

Project Location: Durham, CT | Sample Description: | Work Order: 21C1112

Date Received: 3/22/2021

Field Sample #: SED-9 (0-6) | Sampled: 3/17/2021 12:05

Sample ID: 21C1112-09

Sample Matrix: Soil

Conventional Chemistry Parameters by EPA/APHA/SW-846 Methods (Total)

Analyte	Results	RL	Units	Dilution	Flag/Qual	Method	Date Prepared	Date/Time Analyzed	Analyst
% Solids	10.8		% Wt	1		SM 2540G	3/23/21	3/24/21 9:12	JS
Total Organic Carbon	200000	100	mg/Kg	1	Z-01a	SW 846 9060A	3/31/21	3/31/21 10:18	DJM

con-test®
A Pace Analytical® Laboratory
39 Spruce Street * East Longmeadow, MA 01028 * FAX 413/525-6405 * TEL. 413/525-2332

Project Location: Durham, CT | Sample Description: | Work Order: 21C1112

Date Received: 3/22/2021

Field Sample #: SED-10 (0-6) | Sampled: 3/17/2021 16:30

Sample ID: 21C1112-10

Sample Matrix: Soil

Polychlorinated Biphenyls with 3540 Soxhlet Extraction

Analyte	Results	RL	Units	Dilution	Flag/Qual	Method	Date Prepared	Date/Time Analyzed	Analyst
Aroclor-1016 [1]	ND	0.026	mg/Kg dry	1		SW-846 8082A	3/24/21	4/6/21 17:38	SFM
Aroclor-1221 [1]	ND	0.026	mg/Kg dry	1		SW-846 8082A	3/24/21	4/6/21 17:38	SFM
Aroclor-1232 [1]	ND	0.026	mg/Kg dry	1		SW-846 8082A	3/24/21	4/6/21 17:38	SFM
Aroclor-1242 [1]	ND	0.026	mg/Kg dry	1		SW-846 8082A	3/24/21	4/6/21 17:38	SFM
Aroclor-1248 [1]	ND	0.026	mg/Kg dry	1		SW-846 8082A	3/24/21	4/6/21 17:38	SFM
Aroclor-1254 [1]	0.048	0.026	mg/Kg dry	1	P-07	SW-846 8082A	3/24/21	4/6/21 17:38	SFM
Aroclor-1260 [1]	ND	0.026	mg/Kg dry	1		SW-846 8082A	3/24/21	4/6/21 17:38	SFM
Aroclor-1262 [1]	ND	0.026	mg/Kg dry	1		SW-846 8082A	3/24/21	4/6/21 17:38	SFM
Aroclor-1268 [1]	ND	0.026	mg/Kg dry	1		SW-846 8082A	3/24/21	4/6/21 17:38	SFM

Surrogates	% Recovery	Recovery Limits	Flag/Qual	
Decachlorobiphenyl [1]	99.3	30-150		4/6/21 17:38
Decachlorobiphenyl [2]	75.5	30-150		4/6/21 17:38
Tetrachloro-m-xylene [1]	94.2	30-150		4/6/21 17:38
Tetrachloro-m-xylene [2]	71.3	30-150		4/6/21 17:38

con-test®
A Pace Analytical® Laboratory
39 Spruce Street * East Longmeadow, MA 01028 * FAX 413/525-6405 * TEL. 413/525-2332

Project Location: Durham, CT | Sample Description: | Work Order: 21C1112

Date Received: 3/22/2021

Field Sample #: SED-10 (0-6) | Sampled: 3/17/2021 16:30

Sample ID: 21C1112-10

Sample Matrix: Soil

Conventional Chemistry Parameters by EPA/APHA/SW-846 Methods (Total)

Analyte	Results	RL	Units	Dilution	Flag/Qual	Method	Date Prepared	Date/Time Analyzed	Analyst
% Solids	7.56		% Wt	1		SM 2540G	3/23/21	3/24/21 9:12	JS
Total Organic Carbon	290000	100	mg/Kg	1	Z-01a	SW 846 9060A	3/31/21	3/31/21 11:20	DJM

con-test®
A Pace Analytical® Laboratory
39 Spruce Street * East Longmeadow, MA 01028 * FAX 413/525-6405 * TEL. 413/525-2332

Project Location: Durham, CT | Sample Description: | Work Order: 21C1112

Date Received: 3/22/2021

Field Sample #: SED-11 (0-6) | Sampled: 3/17/2021 16:40

Sample ID: 21C1112-11

Sample Matrix: Soil

Polychlorinated Biphenyls with 3540 Soxhlet Extraction

Analyte	Results	RL	Units	Dilution	Flag/Qual	Method	Date Prepared	Date/Time Analyzed	Analyst
Aroclor-1016 [1]	ND	0.022	mg/Kg dry	1		SW-846 8082A	3/24/21	4/6/21 17:55	SFM
Aroclor-1221 [1]	ND	0.022	mg/Kg dry	1		SW-846 8082A	3/24/21	4/6/21 17:55	SFM
Aroclor-1232 [1]	ND	0.022	mg/Kg dry	1		SW-846 8082A	3/24/21	4/6/21 17:55	SFM
Aroclor-1242 [1]	ND	0.022	mg/Kg dry	1		SW-846 8082A	3/24/21	4/6/21 17:55	SFM
Aroclor-1248 [1]	ND	0.022	mg/Kg dry	1		SW-846 8082A	3/24/21	4/6/21 17:55	SFM
Aroclor-1254 [2]	0.054	0.022	mg/Kg dry	1		SW-846 8082A	3/24/21	4/6/21 17:55	SFM
Aroclor-1260 [1]	ND	0.022	mg/Kg dry	1		SW-846 8082A	3/24/21	4/6/21 17:55	SFM
Aroclor-1262 [1]	ND	0.022	mg/Kg dry	1		SW-846 8082A	3/24/21	4/6/21 17:55	SFM
Aroclor-1268 [1]	ND	0.022	mg/Kg dry	1		SW-846 8082A	3/24/21	4/6/21 17:55	SFM

Surrogates	% Recovery	Recovery Limits	Flag/Qual	
Decachlorobiphenyl [1]	82.7	30-150		4/6/21 17:55
Decachlorobiphenyl [2]	70.1	30-150		4/6/21 17:55
Tetrachloro-m-xylene [1]	84.6	30-150		4/6/21 17:55
Tetrachloro-m-xylene [2]	67.2	30-150		4/6/21 17:55

con-test®
A Pace Analytical® Laboratory
39 Spruce Street * East Longmeadow, MA 01028 * FAX 413/525-6405 * TEL. 413/525-2332

Project Location: Durham, CT | Sample Description: | Work Order: 21C1112

Date Received: 3/22/2021

Field Sample #: SED-11 (0-6) | Sampled: 3/17/2021 16:40

Sample ID: 21C1112-11

Sample Matrix: Soil

Conventional Chemistry Parameters by EPA/APHA/SW-846 Methods (Total)

Analyte	Results	RL	Units	Dilution	Flag/Qual	Method	Date Prepared	Date/Time Analyzed	Analyst
% Solids	8.61		% Wt	1		SM 2540G	3/23/21	3/24/21 9:13	JS
Total Organic Carbon	160000	100	mg/Kg	1	Z-01a	SW 846 9060A	3/31/21	3/31/21 11:47	DJM

con-test®
A Pace Analytical® Laboratory

39 Spruce Street * East Longmeadow, MA 01028 * FAX 413/525-6405 * TEL. 413/525-2332

Sample Extraction Data

Prep Method: % Solids **Analytical Method: SM 2540G**

Lab Number [Field ID]	Batch	Date
21C1112-01 [SED-1 (0-6)]	B278625	03/23/21
21C1112-02 [SED-2 (0-6)]	B278625	03/23/21
21C1112-03 [SED-3 (0-6)]	B278625	03/23/21
21C1112-04 [SED-4 (0-6)]	B278625	03/23/21
21C1112-05 [SED-5 (0-6)]	B278625	03/23/21
21C1112-06 [SED-6 (0-6)]	B278625	03/23/21
21C1112-07 [SED-7 (0-6)]	B278625	03/23/21
21C1112-08 [SED-8 (0-6)]	B278625	03/23/21
21C1112-09 [SED-9 (0-6)]	B278625	03/23/21
21C1112-10 [SED-10 (0-6)]	B278625	03/23/21
21C1112-11 [SED-11 (0-6)]	B278625	03/23/21

SW 846 9060A

Lab Number [Field ID]	Batch	Initial [g]	Final [mL]	Date
21C1112-02 [SED-2 (0-6)]	B278744	1.00	1.00	03/25/21
21C1112-03 [SED-3 (0-6)]	B278744	1.00	1.00	03/25/21
21C1112-04 [SED-4 (0-6)]	B278744	1.00	1.00	03/25/21
21C1112-05 [SED-5 (0-6)]	B278744	1.00	1.00	03/25/21
21C1112-06 [SED-6 (0-6)]	B278744	1.00	1.00	03/25/21

SW 846 9060A

Lab Number [Field ID]	Batch	Initial [g]	Final [mL]	Date
21C1112-07 [SED-7 (0-6)]	B279118	1.00	1.00	03/31/21
21C1112-08 [SED-8 (0-6)]	B279118	1.00	1.00	03/31/21
21C1112-09 [SED-9 (0-6)]	B279118	1.00	1.00	03/31/21
21C1112-10 [SED-10 (0-6)]	B279118	1.00	1.00	03/31/21
21C1112-11 [SED-11 (0-6)]	B279118	1.00	1.00	03/31/21

Prep Method: SW-846 3540C **Analytical Method: SW-846 8082A**

Lab Number [Field ID]	Batch	Initial [g]	Final [mL]	Date
21C1112-02 [SED-2 (0-6)]	B278709	10.4	10.0	03/24/21

Prep Method: SW-846 3540C **Analytical Method: SW-846 8082A**

Lab Number [Field ID]	Batch	Initial [g]	Final [mL]	Date
21C1112-03 [SED-3 (0-6)]	B279620	10.4	1.00	03/24/21
21C1112-04 [SED-4 (0-6)]	B279620	10.4	1.00	03/24/21
21C1112-05 [SED-5 (0-6)]	B279620	10.1	1.00	03/24/21
21C1112-06 [SED-6 (0-6)]	B279620	10.1	1.00	03/24/21
21C1112-07 [SED-7 (0-6)]	B279620	10.1	1.00	03/24/21
21C1112-08 [SED-8 (0-6)]	B279620	10.1	1.00	03/24/21
21C1112-09 [SED-9 (0-6)]	B279620	10.0	1.00	03/24/21
21C1112-10 [SED-10 (0-6)]	B279620	10.3	1.00	03/24/21
21C1112-11 [SED-11 (0-6)]	B279620	10.4	1.00	03/24/21

con-test®
A Pace Analytical® Laboratory

39 Spruce Street * East Longmeadow, MA 01028 * FAX 413/525-6405 * TEL. 413/525-2332

QUALITY CONTROL

Polychlorinated Biphenyls with 3540 Soxhlet Extraction - Quality Control

Analyte	Result	Reporting Limit	Units	Spike Level	Source Result	%REC	%REC Limits	RPD	RPD Limit	Notes
Batch B278709 - SW-846 3540C										
Blank (B278709-BLK1)				Prepared: 03/24/21 Analyzed: 03/26/21						
Aroclor-1016	ND	0.020	mg/Kg wet							
Aroclor-1016 [2C]	ND	0.020	mg/Kg wet							
Aroclor-1221	ND	0.020	mg/Kg wet							
Aroclor-1221 [2C]	ND	0.020	mg/Kg wet							
Aroclor-1232	ND	0.020	mg/Kg wet							
Aroclor-1232 [2C]	ND	0.020	mg/Kg wet							
Aroclor-1242	ND	0.020	mg/Kg wet							
Aroclor-1242 [2C]	ND	0.020	mg/Kg wet							
Aroclor-1248	ND	0.020	mg/Kg wet							
Aroclor-1248 [2C]	ND	0.020	mg/Kg wet							
Aroclor-1254	ND	0.020	mg/Kg wet							
Aroclor-1254 [2C]	ND	0.020	mg/Kg wet							
Aroclor-1260	ND	0.020	mg/Kg wet							
Aroclor-1260 [2C]	ND	0.020	mg/Kg wet							
Aroclor-1262	ND	0.020	mg/Kg wet							
Aroclor-1262 [2C]	ND	0.020	mg/Kg wet							
Aroclor-1268	ND	0.020	mg/Kg wet							
Aroclor-1268 [2C]	ND	0.020	mg/Kg wet							
Surrogate: Decachlorobiphenyl	*0.169*		mg/Kg wet	0.200		84.7	30-150			
Surrogate: Decachlorobiphenyl [2C]	*0.174*		mg/Kg wet	0.200		87.1	30-150			
Surrogate: Tetrachloro-m-xylene	*0.141*		mg/Kg wet	0.200		70.3	30-150			
Surrogate: Tetrachloro-m-xylene [2C]	*0.145*		mg/Kg wet	0.200		72.4	30-150			
LCS (B278709-BS1)				Prepared: 03/24/21 Analyzed: 03/26/21						
Aroclor-1016	0.15	0.020	mg/Kg wet	0.200		75.3	40-140			
Aroclor-1016 [2C]	0.17	0.020	mg/Kg wet	0.200		84.1	40-140			
Aroclor-1260	0.16	0.020	mg/Kg wet	0.200		78.5	40-140			
Aroclor-1260 [2C]	0.17	0.020	mg/Kg wet	0.200		84.3	40-140			
Surrogate: Decachlorobiphenyl	*0.188*		mg/Kg wet	0.200		93.8	30-150			
Surrogate: Decachlorobiphenyl [2C]	*0.192*		mg/Kg wet	0.200		96.2	30-150			
Surrogate: Tetrachloro-m-xylene	*0.150*		mg/Kg wet	0.200		75.0	30-150			
Surrogate: Tetrachloro-m-xylene [2C]	*0.154*		mg/Kg wet	0.200		77.1	30-150			
Batch B279620 - SW-846 3540C										
Blank (B279620-BLK1)				Prepared: 03/24/21 Analyzed: 04/06/21						
Aroclor-1016	ND	0.0020	mg/Kg wet							
Aroclor-1016 [2C]	ND	0.0020	mg/Kg wet							
Aroclor-1221	ND	0.0020	mg/Kg wet							
Aroclor-1221 [2C]	ND	0.0020	mg/Kg wet							
Aroclor-1232	ND	0.0020	mg/Kg wet							
Aroclor-1232 [2C]	ND	0.0020	mg/Kg wet							
Aroclor-1242	ND	0.0020	mg/Kg wet							
Aroclor-1242 [2C]	ND	0.0020	mg/Kg wet							
Aroclor-1248	ND	0.0020	mg/Kg wet							
Aroclor-1248 [2C]	ND	0.0020	mg/Kg wet							
Aroclor-1254	ND	0.0020	mg/Kg wet							
Aroclor-1254 [2C]	ND	0.0020	mg/Kg wet							
Aroclor-1260	ND	0.0020	mg/Kg wet							
Aroclor-1260 [2C]	ND	0.0020	mg/Kg wet							
Aroclor-1262	ND	0.0020	mg/Kg wet							
Aroclor-1262 [2C]	ND	0.0020	mg/Kg wet							
Aroclor-1268	ND	0.0020	mg/Kg wet							

con-test®
A Pace Analytical® Laboratory

39 Spruce Street * East Longmeadow, MA 01028 * FAX 413/525-6405 * TEL. 413/525-2332

QUALITY CONTROL

Polychlorinated Biphenyls with 3540 Soxhlet Extraction - Quality Control

Analyte	Result	Reporting Limit	Units	Spike Level	Source Result	%REC	%REC Limits	RPD	RPD Limit	Notes
Batch B279620 - SW-846 3540C										
Blank (B279620-BLK1)				Prepared: 03/24/21 Analyzed: 04/06/21						
Aroclor-1268 [2C]	ND	0.0020	mg/Kg wet							
Surrogate: Decachlorobiphenyl	*0.163*		mg/Kg wet	0.200		81.4	30-150			
Surrogate: Decachlorobiphenyl [2C]	*0.141*		mg/Kg wet	0.200		70.3	30-150			
Surrogate: Tetrachloro-m-xylene	*0.138*		mg/Kg wet	0.200		69.2	30-150			
Surrogate: Tetrachloro-m-xylene [2C]	*0.123*		mg/Kg wet	0.200		61.5	30-150			
LCS (B279620-BS1)				Prepared: 03/24/21 Analyzed: 03/26/21						
Aroclor-1016	0.15	0.020	mg/Kg wet	0.200		75.3	40-140			
Aroclor-1016 [2C]	0.17	0.020	mg/Kg wet	0.200		84.1	40-140			
Aroclor-1260	0.16	0.020	mg/Kg wet	0.200		78.5	40-140			
Aroclor-1260 [2C]	0.17	0.020	mg/Kg wet	0.200		84.3	40-140			
Surrogate: Decachlorobiphenyl	*0.188*		mg/Kg wet	0.200		93.8	30-150			
Surrogate: Decachlorobiphenyl [2C]	*0.192*		mg/Kg wet	0.200		96.2	30-150			
Surrogate: Tetrachloro-m-xylene	*0.150*		mg/Kg wet	0.200		75.0	30-150			
Surrogate: Tetrachloro-m-xylene [2C]	*0.154*		mg/Kg wet	0.200		77.1	30-150			
Matrix Spike (B279620-MS1)		**Source: 21C1112-05**		Prepared: 03/24/21 Analyzed: 03/26/21						
Aroclor-1016	0.25	0.53	mg/Kg dry	0.263	ND	96.8	40-140			
Aroclor-1016 [2C]	0.30	0.53	mg/Kg dry	0.263	ND	116	40-140			
Aroclor-1260	0.25	0.53	mg/Kg dry	0.263	0.0072	93.2	40-140			
Aroclor-1260 [2C]	0.29	0.53	mg/Kg dry	0.263	0.0055	110	40-140			
Surrogate: Decachlorobiphenyl	*0.242*		mg/Kg dry	0.263		92.1	30-150			
Surrogate: Decachlorobiphenyl [2C]	*0.289*		mg/Kg dry	0.263		110	30-150			
Surrogate: Tetrachloro-m-xylene	*0.228*		mg/Kg dry	0.263		86.8	30-150			
Surrogate: Tetrachloro-m-xylene [2C]	*0.260*		mg/Kg dry	0.263		98.9	30-150			
Matrix Spike Dup (B279620-MSD1)		**Source: 21C1112-05**		Prepared: 03/24/21 Analyzed: 03/26/21						
Aroclor-1016	0.27	0.53	mg/Kg dry	0.263	ND	102	40-140	4.78	50	
Aroclor-1016 [2C]	0.31	0.53	mg/Kg dry	0.263	ND	119	40-140	2.65	50	
Aroclor-1260	ND	0.53	mg/Kg dry	0.263	ND	*	40-140		50	
Aroclor-1260 [2C]	0.30	0.53	mg/Kg dry	0.263	ND	115	40-140	2.38	50	
Surrogate: Decachlorobiphenyl	*0.262*		mg/Kg dry	0.263		99.7	30-150			
Surrogate: Decachlorobiphenyl [2C]	*0.299*		mg/Kg dry	0.263		114	30-150			
Surrogate: Tetrachloro-m-xylene	*0.235*		mg/Kg dry	0.263		89.2	30-150			
Surrogate: Tetrachloro-m-xylene [2C]	*0.267*		mg/Kg dry	0.263		102	30-150			

con-test®
A Pace Analytical® Laboratory

39 Spruce Street * East Longmeadow, MA 01028 * FAX 413/525-6405 * TEL. 413/525-2332

QUALITY CONTROL

Conventional Chemistry Parameters by EPA/APHA/SW-846 Methods (Total) - Quality Control

Analyte	Result	Reporting Limit	Units	Spike Level	Source Result	%REC		%REC Limits	RPD		RPD Limit	Notes
Batch B278744 - SW 846 9060A												
Blank (B278744-BLK1)				Prepared & Analyzed: 03/25/21								
Total Organic Carbon	ND	100	mg/Kg									
LCS (B278744-BS1)				Prepared & Analyzed: 03/25/21								
Total Organic Carbon	664	100	mg/Kg	750		88.6		65.8-127				
LCS Dup (B278744-BSD1)				Prepared & Analyzed: 03/25/21								
Total Organic Carbon	669	100	mg/Kg	750		89.2		65.8-127	0.659		11.4	
Duplicate (B278744-DUP1)	**Source: 21C1112-05**			Prepared & Analyzed: 03/25/21								
Total Organic Carbon	21000	100	mg/Kg		20200				4.04		57.3	
Matrix Spike (B278744-MS1)	**Source: 21C1112-05**			Prepared & Analyzed: 03/25/21								
Total Organic Carbon	19700	100	mg/Kg	750	20200	**-63.4**	*	85-115				MS-07
Matrix Spike Dup (B278744-MSD1)	**Source: 21C1112-05**			Prepared & Analyzed: 03/25/21								
Total Organic Carbon	22600	100	mg/Kg	750	20200	**330**	*	85-115	13.9		20	MS-11
Batch B279118 - SW 846 9060A												
Blank (B279118-BLK1)				Prepared & Analyzed: 03/31/21								
Total Organic Carbon	ND	100	mg/Kg									
LCS (B279118-BS1)				Prepared & Analyzed: 03/31/21								
Total Organic Carbon	542	100	mg/Kg	750		72.2		65.8-127				
LCS Dup (B279118-BSD1)				Prepared & Analyzed: 03/31/21								
Total Organic Carbon	638	100	mg/Kg	750		85.1		65.8-127	**16.3**	*	11.4	R-05

con-test®
A Pace Analytical® Laboratory

39 Spruce Street * East Longmeadow, MA 01028 * FAX 413/525-6405 * TEL. 413/525-2332

IDENTIFICATION SUMMARY FOR SINGLE COMPONENT ANALYTES

SW-846 8082A

SED-2 (0-6)

Lab Sample ID: 21C1112-02 Date(s) Analyzed: 03/29/2021 03/29/2021

Instrument ID (1): ECD4 Instrument ID (2): ECD4

GC Column (1): ID: (mm) GC Column (2): ID: (mm)

ANALYTE	COL	RT	RT WINDOW		CONCENTRATION	%RPD
			FROM	TO		
Aroclor-1254	1	0.000	-0.030	0.030	0.44	
	2	0.000	-0.030	0.030	0.51	14.7

con-test®
A Pace Analytical® Laboratory

39 Spruce Street * East Longmeadow, MA 01028 * FAX 413/525-6405 * TEL. 413/525-2332

IDENTIFICATION SUMMARY FOR SINGLE COMPONENT ANALYTES

SW-846 8082A

SED-3 (0-6)

Lab Sample ID: 21C1112-03 Date(s) Analyzed: 04/06/2021 04/06/2021

Instrument ID (1): ECD10 Instrument ID (2): ECD10

GC Column (1): ID: (mm) GC Column (2): ID: (mm)

ANALYTE	COL	RT	RT WINDOW		CONCENTRATION	%RPD
			FROM	TO		
Aroclor-1254	1	0.000	-0.030	0.030	0.022	
	2	0.000	-0.030	0.030	0.023	4.4
Aroclor-1260	1	0.000	-0.030	0.030	0.0036	
	2	0.000	-0.030	0.030	0.0051	34.5

con-test®
A Pace Analytical® Laboratory

39 Spruce Street * East Longmeadow, MA 01028 * FAX 413/525-6405 * TEL. 413/525-2332

IDENTIFICATION SUMMARY FOR SINGLE COMPONENT ANALYTES

SW-846 8082A

SED-4 (0-6)

Lab Sample ID: 21C1112-04 Date(s) Analyzed: 04/06/2021 04/06/2021

Instrument ID (1): ECD10 Instrument ID (2): ECD10

GC Column (1): ID: (mm) GC Column (2): ID: (mm)

ANALYTE	COL	RT	RT WINDOW		CONCENTRATION	%RPD
			FROM	TO		
Aroclor-1254	1	0.000	-0.030	0.030	0.0075	
	2	0.000	-0.030	0.030	0.0084	11.3
Aroclor-1260	1	0.000	-0.030	0.030	0.0059	
	2	0.000	-0.030	0.030	0.0054	8.9

con-test®
A Pace Analytical® Laboratory
39 Spruce Street * East Longmeadow, MA 01028 * FAX 413/525-6405 * TEL. 413/525-2332

IDENTIFICATION SUMMARY FOR SINGLE COMPONENT ANALYTES

SW-846 8082A

SED-5 (0-6)

Lab Sample ID: 21C1112-05 Date(s) Analyzed: 04/06/2021 04/06/2021

Instrument ID (1): ECD10 Instrument ID (2): ECD10

GC Column (1): ID: (mm) GC Column (2): ID: (mm)

ANALYTE	COL	RT	RT WINDOW		CONCENTRATION	%RPD
			FROM	TO		
Aroclor-1254	1	0.000	-0.030	0.030	0.011	
	2	0.000	-0.030	0.030	0.013	16.7
Aroclor-1260	1	0.000	-0.030	0.030	0.0072	
	2	0.000	-0.030	0.030	0.0055	26.8

con-test®
A Pace Analytical® Laboratory
39 Spruce Street * East Longmeadow, MA 01028 * FAX 413/525-6405 * TEL. 413/525-2332

IDENTIFICATION SUMMARY FOR SINGLE COMPONENT ANALYTES

SW-846 8082A

SED-6 (0-6)

Lab Sample ID: 21C1112-06 Date(s) Analyzed: 04/06/2021 04/06/2021

Instrument ID (1): ECD10 Instrument ID (2): ECD10

GC Column (1): ID: (mm) GC Column (2): ID: (mm)

ANALYTE	COL	RT	RT WINDOW		CONCENTRATION	%RPD
			FROM	TO		
Aroclor-1254	1	0.000	-0.030	0.030	0.064	
	2	0.000	-0.030	0.030	0.090	33.8

con-test®
A Pace Analytical® Laboratory

39 Spruce Street * East Longmeadow, MA 01028 * FAX 413/525-6405 * TEL. 413/525-2332

IDENTIFICATION SUMMARY FOR SINGLE COMPONENT ANALYTES

SW-846 8082A

SED-7 (0-6)

Lab Sample ID: 21C1112-07 Date(s) Analyzed: 04/06/2021 04/06/2021

Instrument ID (1): ECD10 Instrument ID (2): ECD10

GC Column (1): ID: (mm) GC Column (2): ID: (mm)

ANALYTE	COL	RT	RT WINDOW		CONCENTRATION	%RPD
			FROM	TO		
Aroclor-1254	1	0.000	-0.030	0.030	0.067	
	2	0.000	-0.030	0.030	0.059	12.7

con-test®
A Pace Analytical® Laboratory
39 Spruce Street * East Longmeadow, MA 01028 * FAX 413/525-6405 * TEL. 413/525-2332

IDENTIFICATION SUMMARY FOR SINGLE COMPONENT ANALYTES

SW-846 8082A

SED-8 (0-6)

Lab Sample ID: 21C1112-08 Date(s) Analyzed: 04/06/2021 04/06/2021

Instrument ID (1): ECD10 Instrument ID (2): ECD10

GC Column (1): ID: (mm) GC Column (2): ID: (mm)

ANALYTE	COL	RT	RT WINDOW		CONCENTRATION	%RPD
			FROM	TO		
Aroclor-1254	1	0.000	-0.030	0.030	0.053	
	2	0.000	-0.030	0.030	0.057	7.3
Aroclor-1260	1	0.000	-0.030	0.030	0.033	
	2	0.000	-0.030	0.030	0.024	31.6

con-test®
A Pace Analytical® Laboratory

39 Spruce Street * East Longmeadow, MA 01028 * FAX 413/525-6405 * TEL. 413/525-2332

IDENTIFICATION SUMMARY FOR SINGLE COMPONENT ANALYTES

SW-846 8082A

SED-9 (0-6)

Lab Sample ID: 21C1112-09 Date(s) Analyzed: 04/06/2021 04/06/2021

Instrument ID (1): ECD10 Instrument ID (2): ECD10

GC Column (1): ID: (mm) GC Column (2): ID: (mm)

ANALYTE	COL	RT	RT WINDOW		CONCENTRATION	%RPD
			FROM	TO		
Aroclor-1254	1	0.000	-0.030	0.030	0.072	
	2	0.000	-0.030	0.030	0.067	7.2
Aroclor-1260	1	0.000	-0.030	0.030	0.028	
	2	0.000	-0.030	0.030	0.030	6.9

con-test®
A Pace Analytical® Laboratory

39 Spruce Street * East Longmeadow, MA 01028 * FAX 413/525-6405 * TEL. 413/525-2332

IDENTIFICATION SUMMARY FOR SINGLE COMPONENT ANALYTES

SW-846 8082A

SED-10 (0-6)

Lab Sample ID: 21C1112-10 Date(s) Analyzed: 04/06/2021 04/06/2021

Instrument ID (1): ECD10 Instrument ID (2): ECD10

GC Column (1): ID: (mm) GC Column (2): ID: (mm)

ANALYTE	COL	RT	RT WINDOW		CONCENTRATION	%RPD
			FROM	TO		
Aroclor-1254	1	0.000	-0.030	0.030	0.048	
	2	0.000	-0.030	0.030	0.072	40.0

con-test®
A Pace Analytical® Laboratory

39 Spruce Street * East Longmeadow, MA 01028 * FAX 413/525-6405 * TEL. 413/525-2332

IDENTIFICATION SUMMARY FOR SINGLE COMPONENT ANALYTES

SW-846 8082A

SED-11 (0-6)

Lab Sample ID: 21C1112-11 Date(s) Analyzed: 04/06/2021 04/06/2021

Instrument ID (1): ECD10 Instrument ID (2): ECD10

GC Column (1): ID: (mm) GC Column (2): ID: (mm)

ANALYTE	COL	RT	RT WINDOW		CONCENTRATION	%RPD
			FROM	TO		
Aroclor-1254	1	0.000	-0.030	0.030	0.044	
	2	0.000	-0.030	0.030	0.054	20.4

con-test®
A Pace Analytical® Laboratory
39 Spruce Street * East Longmeadow, MA 01028 * FAX 413/525-6405 * TEL. 413/525-2332

IDENTIFICATION SUMMARY FOR SINGLE COMPONENT ANALYTES

SW-846 8082A

LCS

Lab Sample ID: B278709-BS1 Date(s) Analyzed: 03/26/2021 03/26/2021

Instrument ID (1): ECD1 Instrument ID (2): ECD1

GC Column (1): ID: (mm) GC Column (2): ID: (mm)

ANALYTE	COL	RT	RT WINDOW		CONCENTRATION	%RPD
			FROM	TO		
Aroclor-1016	1	0.000	-0.030	0.030	0.15	
	2	0.000	-0.030	0.030	0.17	12.5
Aroclor-1260	1	0.000	-0.030	0.030	0.16	
	2	0.000	-0.030	0.030	0.17	6.1

con-test®
A Pace Analytical® Laboratory
39 Spruce Street * East Longmeadow, MA 01028 * FAX 413/525-6405 * TEL. 413/525-2332

IDENTIFICATION SUMMARY FOR SINGLE COMPONENT ANALYTES

SW-846 8082A

LCS

Lab Sample ID: B279620-BS1 Date(s) Analyzed: 03/26/2021 03/26/2021

Instrument ID (1): ECD1 Instrument ID (2): ECD1

GC Column (1): ID: (mm) GC Column (2): ID: (mm)

ANALYTE	COL	RT	RT WINDOW		CONCENTRATION	%RPD
			FROM	TO		
Aroclor-1016	1	0.000	-0.030	0.030	0.15	
	2	0.000	-0.030	0.030	0.17	12.5
Aroclor-1260	1	0.000	-0.030	0.030	0.16	
	2	0.000	-0.030	0.030	0.17	6.1

con-test®
A Pace Analytical® Laboratory
39 Spruce Street * East Longmeadow, MA 01028 * FAX 413/525-6405 * TEL. 413/525-2332

IDENTIFICATION SUMMARY FOR SINGLE COMPONENT ANALYTES

SW-846 8082A

Matrix Spike

Lab Sample ID: B279620-MS1 Date(s) Analyzed: 03/26/2021 03/26/2021

Instrument ID (1): ECD1 Instrument ID (2): ECD1

GC Column (1): ID: (mm) GC Column (2): ID: (mm)

ANALYTE	COL	RT	RT WINDOW		CONCENTRATION	%RPD
			FROM	TO		
Aroclor-1016	1	0.000	-0.030	0.030	0.25	
	2	0.000	-0.030	0.030	0.30	14.3
Aroclor-1260	1	0.000	-0.030	0.030	0.25	
	2	0.000	-0.030	0.030	0.29	14.8

con-test®
A Pace Analytical® Laboratory

39 Spruce Street * East Longmeadow, MA 01028 * FAX 413/525-6405 * TEL. 413/525-2332

IDENTIFICATION SUMMARY FOR SINGLE COMPONENT ANALYTES

SW-846 8082A

Matrix Spike Dup

Lab Sample ID: B279620-MSD1 Date(s) Analyzed: 03/26/2021 03/26/2021

Instrument ID (1): ECD1 Instrument ID (2): ECD1

GC Column (1): ID: (mm) GC Column (2): ID: (mm)

ANALYTE	COL	RT	RT WINDOW		CONCENTRATION	%RPD
			FROM	TO		
Aroclor-1016	1	0.000	-0.030	0.030	0.27	
	2	0.000	-0.030	0.030	0.31	13.8

con-test®
A Pace Analytical® Laboratory

39 Spruce Street * East Longmeadow, MA 01028 * FAX 413/525-6405 * TEL. 413/525-2332

FLAG/QUALIFIER SUMMARY

*	QC result is outside of established limits.
†	Wide recovery limits established for difficult compound.
‡	Wide RPD limits established for difficult compound.
#	Data exceeded client recommended or regulatory level
ND	Not Detected
RL	Reporting Limit is at the level of quantitation (LOQ)
DL	Detection Limit is the lower limit of detection determined by the MDL study
MCL	Maximum Contaminant Level
	Percent recoveries and relative percent differences (RPDs) are determined by the software using values in the calculation which have not been rounded.
	No results have been blank subtracted unless specified in the case narrative section.
MS-07	Matrix spike recovery is outside of control limits. Analysis is in control based on laboratory fortified blank recovery.Possibility of sample matrix effects that lead to low bias for reported result or non-homogeneous sample aliquot cannot be eliminated.
MS-11	Matrix spike recovery outside of control limits. Possibility of sample matrix effects that lead to a high bias for reported result or non-homogeneous sample aliquots cannot be eliminated.
P-07	Significant chromatographic interference was observed on only one of the two columns. Per EPA guidance, the lower value was reported due to obvious chromatographic interference on the column with the higher result.
R-05	Laboratory fortified blank duplicate RPD is outside of control limits. Reduced precision is anticipated for any reported value for this compound.
Z-01	Results obtained were outside of the curve and could not be obtained within the curve due to method's physical limitations. Results are estimated.
Z-01a	Sample results were outside of the curve and could not be run within the curve due to method limitations. Results are estimated.

con-test®
A Pace Analytical® Laboratory

39 Spruce Street * East Longmeadow, MA 01028 * FAX 413/525-6405 * TEL. 413/525-2332

CERTIFICATIONS

Certified Analyses included in this Report

Analyte	Certifications
SW 846 9060A in Soil	
Total Organic Carbon	NY,CT,ME,VA,NH
SW-846 8082A in Soil	
Aroclor-1016	CT,NH,NY,ME,NC,VA,PA
Aroclor-1016 [2C]	CT,NH,NY,ME,NC,VA,PA
Aroclor-1221	CT,NH,NY,ME,NC,VA,PA
Aroclor-1221 [2C]	CT,NH,NY,ME,NC,VA,PA
Aroclor-1232	CT,NH,NY,ME,NC,VA,PA
Aroclor-1232 [2C]	CT,NH,NY,ME,NC,VA,PA
Aroclor-1242	CT,NH,NY,ME,NC,VA,PA
Aroclor-1242 [2C]	CT,NH,NY,ME,NC,VA,PA
Aroclor-1248	CT,NH,NY,ME,NC,VA,PA
Aroclor-1248 [2C]	CT,NH,NY,ME,NC,VA,PA
Aroclor-1254	CT,NH,NY,ME,NC,VA,PA
Aroclor-1254 [2C]	CT,NH,NY,ME,NC,VA,PA
Aroclor-1260	CT,NH,NY,ME,NC,VA,PA
Aroclor-1260 [2C]	CT,NH,NY,ME,NC,VA,PA
Aroclor-1262	NY,NC,VA,PA
Aroclor-1262 [2C]	NY,NC,VA,PA
Aroclor-1268	NY,NC,VA,PA
Aroclor-1268 [2C]	NY,NC,VA,PA

Con-Test, a Pace Environmental Laboratory, operates under the following certifications and accreditations:

Code	Description	Number	Expires
AIHA	AIHA-LAP, LLC - ISO17025:2017	100033	03/1/2022
MA	Massachusetts DEP	M-MA100	06/30/2021
CT	Connecticut Department of Publilc Health	PH-0165	12/31/2022
NY	New York State Department of Health	10899 NELAP	04/1/2022
NH-S	New Hampshire Environmental Lab	2516 NELAP	02/5/2022
RI	Rhode Island Department of Health	LAO00112	12/30/2021
NC	North Carolina Div. of Water Quality	652	12/31/2021
NJ	New Jersey DEP	MA007 NELAP	06/30/2021
FL	Florida Department of Health	E871027 NELAP	06/30/2021
VT	Vermont Department of Health Lead Laboratory	LL720741	07/30/2021
ME	State of Maine	MA00100	06/9/2021
VA	Commonwealth of Virginia	460217	12/14/2021
NH-P	New Hampshire Environmental Lab	2557 NELAP	09/6/2021
VT-DW	Vermont Department of Health Drinking Water	VT-255716	06/12/2021
NC-DW	North Carolina Department of Health	25703	07/31/2021
PA	Commonwealth of Pennsylvania DEP	68-05812	06/30/2021
MI	Dept. of Env, Great Lakes, and Energy	9100	09/6/2021

21C1112

con-test ANALYTICAL LABORATORY

Phone: 413-525-2332
Fax: 413-525-6405
Email: info@contestlabs.com

http://www.contestlabs.com

CHAIN OF CUSTODY RECORD

39 Spruce Street
East Longmeadow, MA 01028

Doc # 381 Rev 2_06262019

Page 1 of 2

Company Name:	Weston & Sampson
Address:	Rocky Hill, CT
Phone:	800 SAMPSON
Project Name:	Eversource - Durham ER
Project Location:	Durham, CT
Project Number:	
Project Manager:	Jeff Willson
Con-Test Quote Name/Number:	
Invoice Recipient:	Jeff Willson
Sampled By:	Chris Berthiaume

Regulated Compliance Fees: 7-Day [X] 10-Day [ ] PFAS 10-Day (std) [ ] Due Date:

Rush Approval Required: 1-Day [ ] 3-Day [ ] 2-Day [ ] 4-Day [ ]

Dissolved Metals Samples: [ ] Field Filtered [ ] Lab to Filter

Dissolved Organic Samples: [ ] Field Filtered [ ] Lab to Filter

Data Delivery: Format: PDF [X] EXCEL [X]
Other: EnviroData
CLP Like Data Pkg Required: [ ]
Email To: Willson.JR@wsainc.com
Fax To #:

ANALYSIS REQUESTED

Con-Test Work Order#	Client Sample ID / Description	Beginning Date/Time	Ending Date/Time	COMP/GRAB	[1] Matrix Code	Conc Code	VIALS	GLASS	PLASTIC	BACTERIA	ENCORE	PCBs w/ SOX	LMS/MSD	HOLD	TOC	LMS/MSD
1	SED-1 (0-6)	3/19/21	1520	G	S	U		CP 3				X	X		X	X
	SED-1 (6-12)		~~1525~~ CB					1						X		
2	SED-2 (0-6)		1430 CB					1				X			X	
3	SED-3 (0-6)		1230					1				X			X	
	SED-3 ~~(0-6)~~ CB (6-12)		1235					1						X		
4	SED-4 (0-6)		0845					1				X			X	
	SED-4 (6-12)		0850					1						X		
5	SED-5 (0-6)	3/17/21	1800					CB 3				X	X		X	X
6	SED-6 (0-6)		1400					1				X			X	
	SED-6 (6-12)		1405					1						X		

[2] Preservation Code

Container Type Only

Total Number Of:
VIALS
GLASS 14
PLASTIC
BACTERIA
ENCORE

Glassware in the fridge? Y / N

Glassware in freezer? Y / N

Prepackaged Cooler? Y / N

*Contest is not responsible for missing samples from prepacked coolers

[1] Matrix Codes:
GW = Ground Water
WW = Waste Water
DW = Drinking Water
A = Air
S = Soil
SL = Sludge
SOL = Solid
O = Other (please define)

[2] Preservation Codes:
I = Iced
H = HCl
M = Methanol
N = Nitric Acid
S = Sulfuric Acid
B = Sodium Bisulfate
X = Sodium Hydroxide
T = Sodium Thiosulfate
O = Other (please define)

Relinquished by: (signature)	Date/Time:
Received by: (signature)	Date/Time:
Relinquished by: (signature)	Date/Time:
Received by: (signature)	Date/Time:
Relinquished by: (signature)	Date/Time:
Received by: (signature)	Date/Time:
Relinquished by: (signature)	Date/Time:
Received by: (signature)	Date/Time:

Client Comments: Eversource project Eversource rates no sales tax

Detection Limit Requirements
RCP: 0.004 mg/kg

Special Requirements
[ ] MA MCP Required
[ ] MCP Certification Form Required
[X] CT RCP Required
[ ] RCP Certification Form Required
[ ] 8260 Store DW Required
PWSID #

Please use the following codes to indicate possible sample concentration within the Conc Code column above:
H - High; M - Medium; L - Low; C - Clean; U - Unknown

NELAC and AIHA-LAP, LLC Accredited

Project Entity
Government [ ] Municipality [ ] MWRA [ ] WRTA [ ]
Federal [ ] 21 J [ ] School [ ]
City [ ] Brownfield [ ] MBTA [ ]

Other
[ ] Chromatogram
[ ] AIHA-LAP,LLC

PCB ONLY
[X] Soxhlet
[ ] Non Soxhlet

Comments:
Hold samples on wo#21C1113; client notified of broken samples for -01
3/23/21 mmk

Disclaimer: Con-Test Labs is not responsible for any omitted information on the Chain of Custody. The Chain of Custody is a legal document that must be complete and accurate and is used to determine what analyses the laboratory will perform. Any missing information is not the laboratory's responsibility. Con-Test values your partnership on each project and will try to assist with missing information, but will not be held accountable.

Table of Contents

21C1112

con-test ANALYTICAL LABORATORY

Phone: 413-525-2332
Fax: 413-525-6405
Email: info@contestlabs.com

http://www.contestlabs.com

CHAIN OF CUSTODY RECORD

39 Spruce Street
East Longmeadow, MA 01028

Doc # 381 Rev 2_06262019

Page 2 of 2

Company Name:	Weston & Sampson
Address:	Rocky Hill, CT
Phone:	800 / Sampson
Project Name:	Eversource - Durham ER
Project Location:	Durham, CT
Project Number:	
Project Manager:	Jeff Willson
Con-Test Quote Name/Number:	
Invoice Recipient:	Jeff Willson
Sampled By:	Chris Berthiaume

Requested Turnaround Time: 7-Day [X] 10-Day [ ] PFAS 10-Day (std) [ ] Due Date:

Rush Approval Required: 1-Day [ ] 3-Day [ ] 2-Day [ ] 4-Day [ ]

Data Delivery: Format: PDF [X] EXCEL [X] Other: EnviroData CLP Like Data Pkg Required: [ ] Email To: WillsonJ@wsginc.com Fax To #:

Disposal Requirements Samples: [O] Field Filtered [O] Lab to Filter

Other Requirements Samples: [O] Field Filtered [O] Lab to Filter

ANALYSIS REQUESTED

Con-Test Work Order#	Client Sample ID / Description	Beginning Date/Time	Ending Date/Time	COMP/GRAB	[1] Matrix Code	Conc Code	VIALS	GLASS	PLASTIC	BACTERIA	ENCORE	PCBs w/ SOX	HOLD	
7	SED-7 (0-6)	3/17/21	1410	G	S	U		1				X		
	SED-7 (6-12)		1415					1					X	
8	SED-8 (0-6)		1115					1				X		
	SED-8 (6-12)		1120					1					X	
9	SED-9 (0-6)		1205					1				X		
	SED-9 (6-12)		1210					1					X	
10	SED-10 (0-6)		1630					1				X		
	SED-10 (6-12)		1635					1					X	
11	SED-11 (0-6)		1640					1				X		
	SED-11 (6-12)		1645					1					X	

[2] Preservation Code

Container Size Only

Total Number Of:
VIALS
GLASS 10
PLASTIC
BACTERIA
ENCORE

Glassware in the fridge? Y / N

Glassware in freezer? Y / N

Prepackaged Cooler? Y / N

*Contest is not responsible for missing samples from prepacked coolers

	Date/Time:
Relinquished by: (signature)	
Received by: (signature)	3/22/21 1:05
Relinquished by: (signature)	3/22/21 6:35
Received by: (signature)	3/22/21 1835
Relinquished by: (signature)	
Received by: (signature)	
Relinquished by: (signature)	
Received by: (signature)	

Client Comments: Eversource project - ES rates no sales tax

Detection Limit Requirements
PCB: 0.004 mg/kg
Other:

Special Requirements
MA MCP Required
CT RCP Required
PWSID #

Please use the following codes to indicate possible sample concentration within the Conc Code column above:
H - High; M - Medium; L - Low; C - Clean; U - Unknown

NELAC and AIHA-LAP, LLC Accredited

[1] Matrix Codes:
GW = Ground Water
WW = Waste Water
DW = Drinking Water
A = Air
S = Soil
SL = Sludge
SOL = Solid
O = Other (please define)

[2] Preservation Codes:
I = Iced
H = HCL
M = Methanol
N = Nitric Acid
S = Sulfuric Acid
B = Sodium Bisulfate
X = Sodium Hydroxide
T = Sodium Thiosulfate
O = Other (please define)

Project Entity
Government [ ] Municipality [ ] MWRA [ ] WRTA [ ]
Federal [ ] 21 J [ ] School [ ]
City [ ] Brownfield [ ] MBTA [ ]

Other
[ ] Chromatogram
[ ] AIHA-LAP,LLC

PCB ONLY
[X] Soxhlet
[ ] Non Soxhlet

Comments:

Disclaimer: Con-Test Labs is not responsible for any omitted information on the Chain of Custody. The Chain of Custody is a legal document that must be complete and accurate and is used to determine what analyses the laboratory will perform. Any missing information is not the laboratory's responsibility. Con Test values your partnership on each project and will try to assist with missing information, but will not b held accountable.

I Have Not Confirmed Sample Container Numbers With Lab Staff Before Relinquishing Over Samples_____

con-test® ANALYTICAL LABORATORY

Doc# 277 Rev 5 2017

Login Sample Receipt Checklist - (Rejection Criteria Listing - Using Acceptance Policy) Any False Statement will be brought to the attention of the Client - State True or False

Client WTS **Received By** _____ Date 3/22/24 Time 1835

How were the samples received? In Cooler T No Cooler _____ On Ice T No Ice _____
Direct from Sampling _____ Ambient _____ Melted Ice _____

Were samples within Temperature? 2-6°C T By Gun # 2 Actual Temp - 3.4
By Blank # _____ Actual Temp - _____

Was Custody Seal Intact? n/a Were Samples Tampered with? n/a
Was COC Relinquished ? T Does Chain Agree With Samples? T
Are there broken/leaking/loose caps on any samples? T

Is COC in ink/ Legible? T Were samples received within holding time? T
Did COC include all pertinent Information? Client T Analysis T Sampler Name T
Project T ID's T Collection Dates/Times T
Are Sample labels filled out and legible? T

Are there Lab to Filters? F Who was notified? _____
Are there Rushes? F Who was notified? _____
Are there Short Holds? F Who was notified? _____
Is there enough Volume? T
Is there Headspace where applicable? n/a MS/MSD? T
Proper Media/Containers Used? T Is splitting samples required? F
Were trip blanks received? F On COC? F
Do all samples have the proper pH? Acid n/a Base n/a

Vials	#	Containers:	#		#		#
Unp-		1 Liter Amb.		1 Liter Plastic		16 oz Amb.	
HCL-		500 mL Amb.		500 mL Plastic		8oz Amb/Clear	15
Meoh-		250 mL Amb.		250 mL Plastic		4oz Amb/Clear	
Bisulfate-		Flashpoint		Col./Bacteria		2oz Amb/Clear	
DI-		Other Glass		Other Plastic		Encore	
Thiosulfate-		SOC Kit		Plastic Bag		Frozen:	
Sulfuric-		Perchlorate		Ziplock			

Unused Media

Vials	#	Containers:	#		#		#
Unp-		1 Liter Amb.		1 Liter Plastic		16 oz Amb.	
HCL-		500 mL Amb.		500 mL Plastic		8oz Amb/Clear	
Meoh-		250 mL Amb.		250 mL Plastic		4oz Amb/Clear	
Bisulfate-		Col./Bacteria		Flashpoint		2oz Amb/Clear	
DI-		Other Plastic		Other Glass		Encore	
Thiosulfate-		SOC Kit		Plastic Bag		Frozen:	
Sulfuric-		Perchlorate		Ziplock			

Comments:

Two containers for SED-1 (0-6) were received broken.

REASONABLE CONFIDENCE PROTOCOL
LABORATORY ANALYSIS QA/QC CERTIFICATION FORM

Laboratory Name: Con-Test, a Pace Analytical Laboratory

Client: Weston & Sampson

Project Location: Durham, CT

Project Number: 21C1112

Laboratory Sample ID(s):

21C1112-01 thru 21C1112-11

Sample Date(s):

03/17/2021,
03/19/2021

List RCP Methods Used:

SW-846 8082A

1	For each analytical method referenced in this laboratory report package, were all specified QA/QC performance criteria followed, including the requirement to explain any criteria falling outside of acceptable guidelines, as specified in the CTDEP method-specific Reasonable Confidence Protocol documents?	☑ Yes ☐ No
1A	Were the method specified preservation and holding time requirements met?	☑ Yes ☐ No
1B	VPH and EPH Methods only: Was the VPH and EPH method conducted without significant modifications (see Section 11.3 of respective RCP methods)?	☐ Yes ☐ No ☑ N/A
2	Were all samples received by the laboratory in a condition consistent with that described on the associated chain-of-custody document(s)?	☑ Yes ☐ No
3	Were samples received at an appropriate temperature (< 6 degrees C.)?	☑ Yes ☐ No ☐ N/A
4	Were all QA/QC performance criteria specified in the CTDEP Reasonable Confidence Protocol documents achieved?	☐ Yes ☑ No
5A	Were reporting limits specified or referenced on the chain-of-custody?	☑ Yes ☐ No
5B	Were these reporting limits met?	☐ Yes ☑ No
6	For each analytical method referenced in this laboratory report package, were results reported for all constituents identified in the method-specific analyte lists presented in the Reasonable Confidence Protocol documents?	☑ Yes ☐ No
7	Are project-specific matrix spikes and laboratory duplicates included in this data set?	☑ Yes ☐ No

Notes: For all questions to which the response was "No" (with the exception of question #7), additional information must be provided in an attached narrative. If the answer to question #1, #1A, or #1B is "No", the data package does not meet the requirements for "Reasonable Confidence."
This form may not be altered and all questions must be answered.

Lisa A. Worthington

I, the undersigned, attest under the pains and penalties of perjury that, to the best of my knowledge and belief and based upon my personal inquiry of those responsible for providing the information contained in this analytical report, such information is accurate and complete.

Authorized Signature: Lisa Worthington **Position:** Technical Representative

Printed Name: Lisa A. Worthington **Date:** 03/30/21

Name of Laboratory: Con-Test, a Pace Analytical Laboratory

This certification form is to be used for RCP methods only.

con-test®
A Pace Analytical® Laboratory

39 Spruce Street * East Longmeadow, MA 01028 * FAX 413/525-6405 * TEL. 413/525-2332

April 8, 2021

Jeff Willson
Weston & Sampson
712 Brook Street, Suite 103
Rocky Hill, CT 06067

Project Location: Durham, CT
Client Job Number:
Project Number: [none]
Laboratory Work Order Number: 21C1114

Enclosed are results of analyses for samples received by the laboratory on March 22, 2021. If you have any questions concerning this report, please feel free to contact me.

Sincerely,



Michelle M. Koch
Project Manager

Table of Contents

Sample Summary 4

Case Narrative 5

Sample Results 6

21C1114-01 6

21C1114-02 8

21C1114-03 10

21C1114-04 12

21C1114-05 14

21C1114-06 16

21C1114-07 18

21C1114-08 20

21C1114-09 22

21C1114-10 24

21C1114-11 26

21C1114-12 28

Sample Preparation Information 30

QC Data 31

Polychlorinated Biphenyls with 3540 Soxhlet Extraction 31

B278770 31

B279626 32

Conventional Chemistry Parameters by EPA/APHA/SW-846 Methods (Total) 34

B278625 34

B278696 34

Dual Column RPD Report 35

Flag/Qualifier Summary 52

Table of Contents (continued)

Certifications 53

Chain of Custody/Sample Receipt 54

con-test®
A Pace Analytical® Laboratory

39 Spruce Street * East Longmeadow, MA 01028 * FAX 413/525-6405 * TEL. 413/525-2332

Weston & Sampson
712 Brook Street, Suite 103
Rocky Hill, CT 06067
ATTN: Jeff Willson

REPORT DATE: 4/8/2021

PURCHASE ORDER NUMBER:

PROJECT NUMBER: [none]

ANALYTICAL SUMMARY

WORK ORDER NUMBER: 21C1114

The results of analyses performed on the following samples submitted to CON-TEST, a Pace Analytical Laboratory, are found in this report.

PROJECT LOCATION: Durham, CT

FIELD SAMPLE #	LAB ID:	MATRIX	SAMPLE DESCRIPTION	TEST	SUB LAB
SD-1N (0-6)	21C1114-01	Soil		SM 2540G	
				SW-846 8082A	
SD-1C (12-18)	21C1114-02	Soil		SM 2540G	
				SW-846 8082A	
SD-1S (0-6)	21C1114-03	Soil		SM 2540G	
				SW-846 8082A	
OF-1N (0-6)	21C1114-04	Soil		SM 2540G	
				SW-846 8082A	
OF-1C (12-18)	21C1114-05	Soil		SM 2540G	
				SW-846 8082A	
OF-1S (0-6)	21C1114-06	Soil		SM 2540G	
				SW-846 8082A	
OF-2N (0-6)	21C1114-07	Soil		SM 2540G	
				SW-846 8082A	
OF-2C (24-30)	21C1114-08	Soil		SM 2540G	
				SW-846 8082A	
OF-2S (0-6)	21C1114-09	Soil		SM 2540G	
				SW-846 8082A	
OF-3E (0-6)	21C1114-10	Soil		SM 2540G	
				SW-846 8082A	
OF-3C (30-36)	21C1114-11	Soil		SM 2540G	
				SW-846 8082A	
OF-3W (0-6)	21C1114-12	Soil		SM 2540G	
				SW-846 8082A	

con-test®
A Pace Analytical® Laboratory

39 Spruce Street * East Longmeadow, MA 01028 * FAX 413/525-6405 * TEL. 413/525-2332

CASE NARRATIVE SUMMARY

All reported results are within defined laboratory quality control objectives unless listed below or otherwise qualified in this report.

SM 2540G

Qualifications:

R-01

Duplicate RPD is outside of control limits. Reduced precision is anticipated for reported result.

Analyte & Samples(s) Qualified:

% Solids
B278625-DUP4

SW-846 8082A

Qualifications:

P-02

Sample RPD between primary and confirmatory analysis exceeded 40%. Per EPA method 8000, the lower value was reported due to obvious chromatographic interference on the column with the higher result.

Analyte & Samples(s) Qualified:

Aroclor-1254
21C1114-01[SD-1N (0-6)], 21C1114-03[SD-1S (0-6)], 21C1114-04[OF-1N (0-6)], 21C1114-06[OF-1S (0-6)], 21C1114-09[OF-2S (0-6)], 21C1114-10[OF-3E (0-6)]

S-01

The surrogate recovery for this sample is not available due to sample dilution below the surrogate reporting limit required from high analyte concentration and/or matrix interferences.

Analyte & Samples(s) Qualified:

Decachlorobiphenyl
21C1114-07[OF-2N (0-6)]

Decachlorobiphenyl [2C]
21C1114-07[OF-2N (0-6)]

Tetrachloro-m-xylene
21C1114-07[OF-2N (0-6)]

Tetrachloro-m-xylene [2C]
21C1114-07[OF-2N (0-6)]

The results of analyses reported only relate to samples submitted to Con-Test, a Pace Analytical Laboratory, for testing.
I certify that the analyses listed above, unless specifically listed as subcontracted, if any, were performed under my direction according to the approved methodologies listed in this document, and that based upon my inquiry of those individuals immediately responsible for obtaining the information, the material contained in this report is, to the best of my knowledge and belief, accurate and complete.

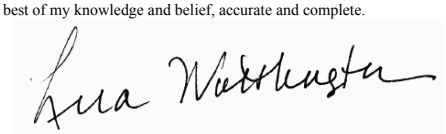

Lisa A. Worthington
Technical Representative

con-test®
A Pace Analytical® Laboratory
39 Spruce Street * East Longmeadow, MA 01028 * FAX 413/525-6405 * TEL. 413/525-2332

Project Location: Durham, CT | Sample Description: | Work Order: 21C1114

Date Received: 3/22/2021

Field Sample #: SD-1N (0-6) | Sampled: 3/19/2021 16:00

Sample ID: 21C1114-01

Sample Matrix: Soil

Polychlorinated Biphenyls with 3540 Soxhlet Extraction

Analyte	Results	RL	Units	Dilution	Flag/Qual	Method	Date Prepared	Date/Time Analyzed	Analyst
Aroclor-1016 [1]	ND	0.0024	mg/Kg dry	1		SW-846 8082A	3/25/21	4/6/21 21:59	SFM
Aroclor-1221 [1]	ND	0.0024	mg/Kg dry	1		SW-846 8082A	3/25/21	4/6/21 21:59	SFM
Aroclor-1232 [1]	ND	0.0024	mg/Kg dry	1		SW-846 8082A	3/25/21	4/6/21 21:59	SFM
Aroclor-1242 [1]	ND	0.0024	mg/Kg dry	1		SW-846 8082A	3/25/21	4/6/21 21:59	SFM
Aroclor-1248 [1]	ND	0.0024	mg/Kg dry	1		SW-846 8082A	3/25/21	4/6/21 21:59	SFM
Aroclor-1254 [1]	0.016	0.0024	mg/Kg dry	1	P-02	SW-846 8082A	3/25/21	4/6/21 21:59	SFM
Aroclor-1260 [2]	0.015	0.0024	mg/Kg dry	1		SW-846 8082A	3/25/21	4/6/21 21:59	SFM
Aroclor-1262 [1]	ND	0.0024	mg/Kg dry	1		SW-846 8082A	3/25/21	4/6/21 21:59	SFM
Aroclor-1268 [1]	ND	0.0024	mg/Kg dry	1		SW-846 8082A	3/25/21	4/6/21 21:59	SFM

Surrogates	% Recovery	Recovery Limits	Flag/Qual	
Decachlorobiphenyl [1]	95.9	30-150		4/6/21 21:59
Decachlorobiphenyl [2]	75.9	30-150		4/6/21 21:59
Tetrachloro-m-xylene [1]	93.6	30-150		4/6/21 21:59
Tetrachloro-m-xylene [2]	70.7	30-150		4/6/21 21:59

con-test®
A Pace Analytical® Laboratory
39 Spruce Street * East Longmeadow, MA 01028 * FAX 413/525-6405 * TEL. 413/525-2332

Project Location: Durham, CT | Sample Description: | Work Order: 21C1114

Date Received: 3/22/2021

Field Sample #: SD-1N (0-6) | Sampled: 3/19/2021 16:00

Sample ID: 21C1114-01

Sample Matrix: Soil

Conventional Chemistry Parameters by EPA/APHA/SW-846 Methods (Total)

Analyte	Results	RL	Units	Dilution	Flag/Qual	Method	Date Prepared	Date/Time Analyzed	Analyst
% Solids	82.5		% Wt	1		SM 2540G	3/23/21	3/24/21 9:13	JS

con-test®
A Pace Analytical® Laboratory
39 Spruce Street * East Longmeadow, MA 01028 * FAX 413/525-6405 * TEL. 413/525-2332

Project Location: Durham, CT | Sample Description: | Work Order: 21C1114

Date Received: 3/22/2021

Field Sample #: SD-1C (12-18) | Sampled: 3/19/2021 16:10

Sample ID: 21C1114-02

Sample Matrix: Soil

Polychlorinated Biphenyls with 3540 Soxhlet Extraction

Analyte	Results	RL	Units	Dilution	Flag/Qual	Method	Date Prepared	Date/Time Analyzed	Analyst
Aroclor-1016 [1]	ND	0.0024	mg/Kg dry	1		SW-846 8082A	3/25/21	4/6/21 22:12	SFM
Aroclor-1221 [1]	ND	0.0024	mg/Kg dry	1		SW-846 8082A	3/25/21	4/6/21 22:12	SFM
Aroclor-1232 [1]	ND	0.0024	mg/Kg dry	1		SW-846 8082A	3/25/21	4/6/21 22:12	SFM
Aroclor-1242 [1]	ND	0.0024	mg/Kg dry	1		SW-846 8082A	3/25/21	4/6/21 22:12	SFM
Aroclor-1248 [1]	ND	0.0024	mg/Kg dry	1		SW-846 8082A	3/25/21	4/6/21 22:12	SFM
Aroclor-1254 [2]	ND	0.0024	mg/Kg dry	1		SW-846 8082A	3/25/21	4/6/21 22:12	SFM
Aroclor-1260 [1]	ND	0.0024	mg/Kg dry	1		SW-846 8082A	3/25/21	4/6/21 22:12	SFM
Aroclor-1262 [1]	ND	0.0024	mg/Kg dry	1		SW-846 8082A	3/25/21	4/6/21 22:12	SFM
Aroclor-1268 [1]	ND	0.0024	mg/Kg dry	1		SW-846 8082A	3/25/21	4/6/21 22:12	SFM

Surrogates	% Recovery	Recovery Limits	Flag/Qual	
Decachlorobiphenyl [1]	96.1	30-150		4/6/21 22:12
Decachlorobiphenyl [2]	75.5	30-150		4/6/21 22:12
Tetrachloro-m-xylene [1]	87.2	30-150		4/6/21 22:12
Tetrachloro-m-xylene [2]	66.8	30-150		4/6/21 22:12

con-test®
A Pace Analytical® Laboratory
39 Spruce Street * East Longmeadow, MA 01028 * FAX 413/525-6405 * TEL. 413/525-2332

Project Location: Durham, CT | Sample Description: | Work Order: 21C1114

Date Received: 3/22/2021

Field Sample #: SD-1C (12-18) | Sampled: 3/19/2021 16:10

Sample ID: 21C1114-02

Sample Matrix: Soil

Conventional Chemistry Parameters by EPA/APHA/SW-846 Methods (Total)

Analyte	Results	RL	Units	Dilution	Flag/Qual	Method	Date Prepared	Date/Time Analyzed	Analyst
% Solids	83.3		% Wt	1		SM 2540G	3/23/21	3/24/21 9:13	JS

con-test®
A Pace Analytical® Laboratory
39 Spruce Street * East Longmeadow, MA 01028 * FAX 413/525-6405 * TEL. 413/525-2332

Project Location: Durham, CT | Sample Description: | Work Order: 21C1114

Date Received: 3/22/2021

Field Sample #: SD-1S (0-6) | Sampled: 3/19/2021 16:15

Sample ID: 21C1114-03

Sample Matrix: Soil

Polychlorinated Biphenyls with 3540 Soxhlet Extraction

Analyte	Results	RL	Units	Dilution	Flag/Qual	Method	Date Prepared	Date/Time Analyzed	Analyst
Aroclor-1016 [1]	ND	0.0026	mg/Kg dry	1		SW-846 8082A	3/25/21	4/6/21 22:24	SFM
Aroclor-1221 [1]	ND	0.0026	mg/Kg dry	1		SW-846 8082A	3/25/21	4/6/21 22:24	SFM
Aroclor-1232 [1]	ND	0.0026	mg/Kg dry	1		SW-846 8082A	3/25/21	4/6/21 22:24	SFM
Aroclor-1242 [1]	ND	0.0026	mg/Kg dry	1		SW-846 8082A	3/25/21	4/6/21 22:24	SFM
Aroclor-1248 [1]	ND	0.0026	mg/Kg dry	1		SW-846 8082A	3/25/21	4/6/21 22:24	SFM
Aroclor-1254 [1]	0.016	0.0026	mg/Kg dry	1	P-02	SW-846 8082A	3/25/21	4/6/21 22:24	SFM
Aroclor-1260 [1]	0.012	0.0026	mg/Kg dry	1		SW-846 8082A	3/25/21	4/6/21 22:24	SFM
Aroclor-1262 [1]	ND	0.0026	mg/Kg dry	1		SW-846 8082A	3/25/21	4/6/21 22:24	SFM
Aroclor-1268 [1]	ND	0.0026	mg/Kg dry	1		SW-846 8082A	3/25/21	4/6/21 22:24	SFM

Surrogates	% Recovery	Recovery Limits	Flag/Qual	
Decachlorobiphenyl [1]	96.5	30-150		4/6/21 22:24
Decachlorobiphenyl [2]	78.1	30-150		4/6/21 22:24
Tetrachloro-m-xylene [1]	93.4	30-150		4/6/21 22:24
Tetrachloro-m-xylene [2]	70.2	30-150		4/6/21 22:24

con-test®
A Pace Analytical® Laboratory
39 Spruce Street * East Longmeadow, MA 01028 * FAX 413/525-6405 * TEL. 413/525-2332

Project Location: Durham, CT | Sample Description: | Work Order: 21C1114

Date Received: 3/22/2021

Field Sample #: SD-1S (0-6) | Sampled: 3/19/2021 16:15

Sample ID: 21C1114-03

Sample Matrix: Soil

Conventional Chemistry Parameters by EPA/APHA/SW-846 Methods (Total)

Analyte	Results	RL	Units	Dilution	Flag/Qual	Method	Date Prepared	Date/Time Analyzed	Analyst
% Solids	77.1		% Wt	1		SM 2540G	3/23/21	3/24/21 9:13	JS

con-test®
A Pace Analytical® Laboratory
39 Spruce Street * East Longmeadow, MA 01028 * FAX 413/525-6405 * TEL. 413/525-2332

Project Location: Durham, CT | Sample Description: | Work Order: 21C1114

Date Received: 3/22/2021

Field Sample #: OF-1N (0-6) | Sampled: 3/19/2021 16:25

Sample ID: 21C1114-04

Sample Matrix: Soil

Polychlorinated Biphenyls with 3540 Soxhlet Extraction

Analyte	Results	RL	Units	Dilution	Flag/Qual	Method	Date Prepared	Date/Time Analyzed	Analyst
Aroclor-1016 [1]	ND	0.0024	mg/Kg dry	1		SW-846 8082A	3/25/21	4/6/21 22:36	SFM
Aroclor-1221 [1]	ND	0.0024	mg/Kg dry	1		SW-846 8082A	3/25/21	4/6/21 22:36	SFM
Aroclor-1232 [1]	ND	0.0024	mg/Kg dry	1		SW-846 8082A	3/25/21	4/6/21 22:36	SFM
Aroclor-1242 [1]	ND	0.0024	mg/Kg dry	1		SW-846 8082A	3/25/21	4/6/21 22:36	SFM
Aroclor-1248 [1]	ND	0.0024	mg/Kg dry	1		SW-846 8082A	3/25/21	4/6/21 22:36	SFM
Aroclor-1254 [1]	0.0052	0.0024	mg/Kg dry	1	P-02	SW-846 8082A	3/25/21	4/6/21 22:36	SFM
Aroclor-1260 [1]	0.0064	0.0024	mg/Kg dry	1		SW-846 8082A	3/25/21	4/6/21 22:36	SFM
Aroclor-1262 [1]	ND	0.0024	mg/Kg dry	1		SW-846 8082A	3/25/21	4/6/21 22:36	SFM
Aroclor-1268 [1]	ND	0.0024	mg/Kg dry	1		SW-846 8082A	3/25/21	4/6/21 22:36	SFM

Surrogates	% Recovery	Recovery Limits	Flag/Qual	
Decachlorobiphenyl [1]	94.8	30-150		4/6/21 22:36
Decachlorobiphenyl [2]	75.2	30-150		4/6/21 22:36
Tetrachloro-m-xylene [1]	89.9	30-150		4/6/21 22:36
Tetrachloro-m-xylene [2]	67.7	30-150		4/6/21 22:36

con-test®
A Pace Analytical® Laboratory
39 Spruce Street * East Longmeadow, MA 01028 * FAX 413/525-6405 * TEL. 413/525-2332

Project Location: Durham, CT | Sample Description: | Work Order: 21C1114

Date Received: 3/22/2021

Field Sample #: OF-1N (0-6) | Sampled: 3/19/2021 16:25

Sample ID: 21C1114-04

Sample Matrix: Soil

Conventional Chemistry Parameters by EPA/APHA/SW-846 Methods (Total)

Analyte	Results	RL	Units	Dilution	Flag/Qual	Method	Date Prepared	Date/Time Analyzed	Analyst
% Solids	82.0		% Wt	1		SM 2540G	3/23/21	3/24/21 9:13	JS

con-test®
A Pace Analytical® Laboratory
39 Spruce Street * East Longmeadow, MA 01028 * FAX 413/525-6405 * TEL. 413/525-2332

Project Location: Durham, CT | Sample Description: | Work Order: 21C1114

Date Received: 3/22/2021

Field Sample #: OF-1C (12-18) | Sampled: 3/19/2021 16:35

Sample ID: 21C1114-05

Sample Matrix: Soil

Polychlorinated Biphenyls with 3540 Soxhlet Extraction

Analyte	Results	RL	Units	Dilution	Flag/Qual	Method	Date Prepared	Date/Time Analyzed	Analyst
Aroclor-1016 [1]	ND	0.0023	mg/Kg dry	1		SW-846 8082A	3/25/21	4/6/21 22:48	SFM
Aroclor-1221 [1]	ND	0.0023	mg/Kg dry	1		SW-846 8082A	3/25/21	4/6/21 22:48	SFM
Aroclor-1232 [1]	ND	0.0023	mg/Kg dry	1		SW-846 8082A	3/25/21	4/6/21 22:48	SFM
Aroclor-1242 [1]	ND	0.0023	mg/Kg dry	1		SW-846 8082A	3/25/21	4/6/21 22:48	SFM
Aroclor-1248 [1]	ND	0.0023	mg/Kg dry	1		SW-846 8082A	3/25/21	4/6/21 22:48	SFM
Aroclor-1254 [1]	ND	0.0023	mg/Kg dry	1		SW-846 8082A	3/25/21	4/6/21 22:48	SFM
Aroclor-1260 [1]	ND	0.0023	mg/Kg dry	1		SW-846 8082A	3/25/21	4/6/21 22:48	SFM
Aroclor-1262 [1]	ND	0.0023	mg/Kg dry	1		SW-846 8082A	3/25/21	4/6/21 22:48	SFM
Aroclor-1268 [1]	ND	0.0023	mg/Kg dry	1		SW-846 8082A	3/25/21	4/6/21 22:48	SFM

Surrogates	% Recovery	Recovery Limits	Flag/Qual	
Decachlorobiphenyl [1]	98.7	30-150		4/6/21 22:48
Decachlorobiphenyl [2]	75.7	30-150		4/6/21 22:48
Tetrachloro-m-xylene [1]	87.3	30-150		4/6/21 22:48
Tetrachloro-m-xylene [2]	67.2	30-150		4/6/21 22:48

con-test®
A Pace Analytical® Laboratory
39 Spruce Street * East Longmeadow, MA 01028 * FAX 413/525-6405 * TEL. 413/525-2332

Project Location: Durham, CT | Sample Description: | Work Order: 21C1114

Date Received: 3/22/2021

Field Sample #: OF-1C (12-18) | Sampled: 3/19/2021 16:35

Sample ID: 21C1114-05

Sample Matrix: Soil

Conventional Chemistry Parameters by EPA/APHA/SW-846 Methods (Total)

Analyte	Results	RL	Units	Dilution	Flag/Qual	Method	Date Prepared	Date/Time Analyzed	Analyst
% Solids	86.3		% Wt	1		SM 2540G	3/23/21	3/24/21 9:13	JS

con-test®
A Pace Analytical® Laboratory
39 Spruce Street * East Longmeadow, MA 01028 * FAX 413/525-6405 * TEL. 413/525-2332

Project Location: Durham, CT | Sample Description: | Work Order: 21C1114

Date Received: 3/22/2021

Field Sample #: OF-1S (0-6) | Sampled: 3/19/2021 16:40

Sample ID: 21C1114-06

Sample Matrix: Soil

Polychlorinated Biphenyls with 3540 Soxhlet Extraction

Analyte	Results	RL	Units	Dilution	Flag/Qual	Method	Date Prepared	Date/Time Analyzed	Analyst
Aroclor-1016 [1]	ND	0.0029	mg/Kg dry	1		SW-846 8082A	3/25/21	4/6/21 23:01	SFM
Aroclor-1221 [1]	ND	0.0029	mg/Kg dry	1		SW-846 8082A	3/25/21	4/6/21 23:01	SFM
Aroclor-1232 [1]	ND	0.0029	mg/Kg dry	1		SW-846 8082A	3/25/21	4/6/21 23:01	SFM
Aroclor-1242 [1]	ND	0.0029	mg/Kg dry	1		SW-846 8082A	3/25/21	4/6/21 23:01	SFM
Aroclor-1248 [1]	ND	0.0029	mg/Kg dry	1		SW-846 8082A	3/25/21	4/6/21 23:01	SFM
Aroclor-1254 [1]	0.016	0.0029	mg/Kg dry	1	P-02	SW-846 8082A	3/25/21	4/6/21 23:01	SFM
Aroclor-1260 [1]	0.015	0.0029	mg/Kg dry	1		SW-846 8082A	3/25/21	4/6/21 23:01	SFM
Aroclor-1262 [1]	ND	0.0029	mg/Kg dry	1		SW-846 8082A	3/25/21	4/6/21 23:01	SFM
Aroclor-1268 [1]	ND	0.0029	mg/Kg dry	1		SW-846 8082A	3/25/21	4/6/21 23:01	SFM

Surrogates	% Recovery	Recovery Limits	Flag/Qual	
Decachlorobiphenyl [1]	113	30-150		4/6/21 23:01
Decachlorobiphenyl [2]	83.6	30-150		4/6/21 23:01
Tetrachloro-m-xylene [1]	102	30-150		4/6/21 23:01
Tetrachloro-m-xylene [2]	74.1	30-150		4/6/21 23:01

con-test®
A Pace Analytical® Laboratory
39 Spruce Street * East Longmeadow, MA 01028 * FAX 413/525-6405 * TEL. 413/525-2332

Project Location: Durham, CT | Sample Description: | Work Order: 21C1114

Date Received: 3/22/2021

Field Sample #: OF-1S (0-6) | Sampled: 3/19/2021 16:40

Sample ID: 21C1114-06

Sample Matrix: Soil

Conventional Chemistry Parameters by EPA/APHA/SW-846 Methods (Total)

Analyte	Results	RL	Units	Dilution	Flag/Qual	Method	Date Prepared	Date/Time Analyzed	Analyst
% Solids	68.1		% Wt	1		SM 2540G	3/23/21	3/24/21 9:13	JS

con-test®
A Pace Analytical® Laboratory
39 Spruce Street * East Longmeadow, MA 01028 * FAX 413/525-6405 * TEL. 413/525-2332

Project Location: Durham, CT | Sample Description: | Work Order: 21C1114

Date Received: 3/22/2021

Field Sample #: OF-2N (0-6) | Sampled: 3/19/2021 16:50

Sample ID: 21C1114-07

Sample Matrix: Soil

Polychlorinated Biphenyls with 3540 Soxhlet Extraction

Analyte	Results	RL	Units	Dilution	Flag/Qual	Method	Date Prepared	Date/Time Analyzed	Analyst
Aroclor-1016 [1]	ND	3.4	mg/Kg dry	100		SW-846 8082A	3/25/21	3/30/21 16:10	TG
Aroclor-1221 [1]	ND	3.4	mg/Kg dry	100		SW-846 8082A	3/25/21	3/30/21 16:10	TG
Aroclor-1232 [1]	ND	3.4	mg/Kg dry	100		SW-846 8082A	3/25/21	3/30/21 16:10	TG
Aroclor-1242 [1]	ND	3.4	mg/Kg dry	100		SW-846 8082A	3/25/21	3/30/21 16:10	TG
Aroclor-1248 [1]	ND	3.4	mg/Kg dry	100		SW-846 8082A	3/25/21	3/30/21 16:10	TG
Aroclor-1254 [1]	15	3.4	mg/Kg dry	100		SW-846 8082A	3/25/21	3/30/21 16:10	TG
Aroclor-1260 [1]	ND	3.4	mg/Kg dry	100		SW-846 8082A	3/25/21	3/30/21 16:10	TG
Aroclor-1262 [1]	ND	3.4	mg/Kg dry	100		SW-846 8082A	3/25/21	3/30/21 16:10	TG
Aroclor-1268 [1]	ND	3.4	mg/Kg dry	100		SW-846 8082A	3/25/21	3/30/21 16:10	TG

Surrogates	% Recovery	Recovery Limits	Flag/Qual	
Decachlorobiphenyl [1]	*	30-150	S-01	3/30/21 16:10
Decachlorobiphenyl [2]	*	30-150	S-01	3/30/21 16:10
Tetrachloro-m-xylene [1]	*	30-150	S-01	3/30/21 16:10
Tetrachloro-m-xylene [2]	*	30-150	S-01	3/30/21 16:10

con-test®
A Pace Analytical® Laboratory
39 Spruce Street * East Longmeadow, MA 01028 * FAX 413/525-6405 * TEL. 413/525-2332

Project Location: Durham, CT | Sample Description: | Work Order: 21C1114

Date Received: 3/22/2021

Field Sample #: OF-2N (0-6) | Sampled: 3/19/2021 16:50

Sample ID: 21C1114-07

Sample Matrix: Soil

Conventional Chemistry Parameters by EPA/APHA/SW-846 Methods (Total)

Analyte	Results	RL	Units	Dilution	Flag/Qual	Method	Date Prepared	Date/Time Analyzed	Analyst
% Solids	58.4		% Wt	1		SM 2540G	3/23/21	3/24/21 9:13	JS

con-test®
A Pace Analytical® Laboratory
39 Spruce Street * East Longmeadow, MA 01028 * FAX 413/525-6405 * TEL. 413/525-2332

Project Location: Durham, CT | Sample Description: | Work Order: 21C1114

Date Received: 3/22/2021

Field Sample #: OF-2C (24-30) | Sampled: 3/19/2021 17:00

Sample ID: 21C1114-08

Sample Matrix: Soil

Polychlorinated Biphenyls with 3540 Soxhlet Extraction

Analyte	Results	RL	Units	Dilution	Flag/Qual	Method	Date Prepared	Date/Time Analyzed	Analyst
Aroclor-1016 [1]	ND	0.11	mg/Kg dry	4		SW-846 8082A	3/25/21	3/30/21 16:28	TG
Aroclor-1221 [1]	ND	0.11	mg/Kg dry	4		SW-846 8082A	3/25/21	3/30/21 16:28	TG
Aroclor-1232 [1]	ND	0.11	mg/Kg dry	4		SW-846 8082A	3/25/21	3/30/21 16:28	TG
Aroclor-1242 [1]	ND	0.11	mg/Kg dry	4		SW-846 8082A	3/25/21	3/30/21 16:28	TG
Aroclor-1248 [1]	ND	0.11	mg/Kg dry	4		SW-846 8082A	3/25/21	3/30/21 16:28	TG
Aroclor-1254 [2]	0.17	0.11	mg/Kg dry	4		SW-846 8082A	3/25/21	3/30/21 16:28	TG
Aroclor-1260 [1]	ND	0.11	mg/Kg dry	4		SW-846 8082A	3/25/21	3/30/21 16:28	TG
Aroclor-1262 [1]	ND	0.11	mg/Kg dry	4		SW-846 8082A	3/25/21	3/30/21 16:28	TG
Aroclor-1268 [1]	ND	0.11	mg/Kg dry	4		SW-846 8082A	3/25/21	3/30/21 16:28	TG

Surrogates	% Recovery	Recovery Limits	Flag/Qual	
Decachlorobiphenyl [1]	81.6	30-150		3/30/21 16:28
Decachlorobiphenyl [2]	89.8	30-150		3/30/21 16:28
Tetrachloro-m-xylene [1]	76.8	30-150		3/30/21 16:28
Tetrachloro-m-xylene [2]	74.3	30-150		3/30/21 16:28

con-test®
A Pace Analytical® Laboratory
39 Spruce Street * East Longmeadow, MA 01028 * FAX 413/525-6405 * TEL. 413/525-2332

Project Location: Durham, CT | Sample Description: | Work Order: 21C1114

Date Received: 3/22/2021

Field Sample #: OF-2C (24-30) | Sampled: 3/19/2021 17:00

Sample ID: 21C1114-08

Sample Matrix: Soil

Conventional Chemistry Parameters by EPA/APHA/SW-846 Methods (Total)

Analyte	Results	RL	Units	Dilution	Flag/Qual	Method	Date Prepared	Date/Time Analyzed	Analyst
% Solids	72.5		% Wt	1		SM 2540G	3/23/21	3/24/21 9:13	JS

con-test®
A Pace Analytical® Laboratory
39 Spruce Street * East Longmeadow, MA 01028 * FAX 413/525-6405 * TEL. 413/525-2332

Project Location: Durham, CT | Sample Description: | Work Order: 21C1114

Date Received: 3/22/2021

Field Sample #: OF-2S (0-6) | Sampled: 3/19/2021 17:05

Sample ID: 21C1114-09

Sample Matrix: Soil

Polychlorinated Biphenyls with 3540 Soxhlet Extraction

Analyte	Results	RL	Units	Dilution	Flag/Qual	Method	Date Prepared	Date/Time Analyzed	Analyst
Aroclor-1016 [1]	ND	0.0026	mg/Kg dry	1		SW-846 8082A	3/25/21	4/6/21 23:13	SFM
Aroclor-1221 [1]	ND	0.0026	mg/Kg dry	1		SW-846 8082A	3/25/21	4/6/21 23:13	SFM
Aroclor-1232 [1]	ND	0.0026	mg/Kg dry	1		SW-846 8082A	3/25/21	4/6/21 23:13	SFM
Aroclor-1242 [1]	ND	0.0026	mg/Kg dry	1		SW-846 8082A	3/25/21	4/6/21 23:13	SFM
Aroclor-1248 [1]	ND	0.0026	mg/Kg dry	1		SW-846 8082A	3/25/21	4/6/21 23:13	SFM
Aroclor-1254 [1]	0.0077	0.0026	mg/Kg dry	1	P-02	SW-846 8082A	3/25/21	4/6/21 23:13	SFM
Aroclor-1260 [1]	0.0047	0.0026	mg/Kg dry	1		SW-846 8082A	3/25/21	4/6/21 23:13	SFM
Aroclor-1262 [1]	ND	0.0026	mg/Kg dry	1		SW-846 8082A	3/25/21	4/6/21 23:13	SFM
Aroclor-1268 [1]	ND	0.0026	mg/Kg dry	1		SW-846 8082A	3/25/21	4/6/21 23:13	SFM

Surrogates	% Recovery	Recovery Limits	Flag/Qual	
Decachlorobiphenyl [1]	96.1	30-150		4/6/21 23:13
Decachlorobiphenyl [2]	77.5	30-150		4/6/21 23:13
Tetrachloro-m-xylene [1]	94.0	30-150		4/6/21 23:13
Tetrachloro-m-xylene [2]	70.7	30-150		4/6/21 23:13

con-test®
A Pace Analytical® Laboratory

39 Spruce Street * East Longmeadow, MA 01028 * FAX 413/525-6405 * TEL. 413/525-2332

Project Location: Durham, CT | Sample Description: | Work Order: 21C1114

Date Received: 3/22/2021

Field Sample #: OF-2S (0-6) | Sampled: 3/19/2021 17:05

Sample ID: 21C1114-09

Sample Matrix: Soil

Conventional Chemistry Parameters by EPA/APHA/SW-846 Methods (Total)

Analyte	Results	RL	Units	Dilution	Flag/Qual	Method	Date Prepared	Date/Time Analyzed	Analyst
% Solids	76.2		% Wt	1		SM 2540G	3/23/21	3/24/21 9:13	JS

con-test®
A Pace Analytical® Laboratory
39 Spruce Street * East Longmeadow, MA 01028 * FAX 413/525-6405 * TEL. 413/525-2332

Project Location: Durham, CT | Sample Description: | Work Order: 21C1114

Date Received: 3/22/2021

Field Sample #: OF-3E (0-6) | Sampled: 3/19/2021 17:15

Sample ID: 21C1114-10

Sample Matrix: Soil

Polychlorinated Biphenyls with 3540 Soxhlet Extraction

Analyte	Results	RL	Units	Dilution	Flag/Qual	Method	Date Prepared	Date/Time Analyzed	Analyst
Aroclor-1016 [1]	ND	0.0040	mg/Kg dry	1		SW-846 8082A	3/25/21	4/6/21 23:25	SFM
Aroclor-1221 [1]	ND	0.0040	mg/Kg dry	1		SW-846 8082A	3/25/21	4/6/21 23:25	SFM
Aroclor-1232 [1]	ND	0.0040	mg/Kg dry	1		SW-846 8082A	3/25/21	4/6/21 23:25	SFM
Aroclor-1242 [1]	ND	0.0040	mg/Kg dry	1		SW-846 8082A	3/25/21	4/6/21 23:25	SFM
Aroclor-1248 [1]	ND	0.0040	mg/Kg dry	1		SW-846 8082A	3/25/21	4/6/21 23:25	SFM
Aroclor-1254 [1]	0.025	0.0040	mg/Kg dry	1	P-02	SW-846 8082A	3/25/21	4/6/21 23:25	SFM
Aroclor-1260 [1]	0.013	0.0040	mg/Kg dry	1		SW-846 8082A	3/25/21	4/6/21 23:25	SFM
Aroclor-1262 [1]	ND	0.0040	mg/Kg dry	1		SW-846 8082A	3/25/21	4/6/21 23:25	SFM
Aroclor-1268 [1]	ND	0.0040	mg/Kg dry	1		SW-846 8082A	3/25/21	4/6/21 23:25	SFM

Surrogates	% Recovery	Recovery Limits	Flag/Qual				
Decachlorobiphenyl [1]	96.1	30-150				4/6/21 23:25	
Decachlorobiphenyl [2]	76.6	30-150				4/6/21 23:25	
Tetrachloro-m-xylene [1]	95.6	30-150				4/6/21 23:25	
Tetrachloro-m-xylene [2]	71.9	30-150				4/6/21 23:25	

con-test®
A Pace Analytical® Laboratory

39 Spruce Street * East Longmeadow, MA 01028 * FAX 413/525-6405 * TEL. 413/525-2332

Project Location: Durham, CT | Sample Description: | Work Order: 21C1114

Date Received: 3/22/2021

Field Sample #: OF-3E (0-6) | Sampled: 3/19/2021 17:15

Sample ID: 21C1114-10

Sample Matrix: Soil

Conventional Chemistry Parameters by EPA/APHA/SW-846 Methods (Total)

Analyte	Results	RL	Units	Dilution	Flag/Qual	Method	Date Prepared	Date/Time Analyzed	Analyst
% Solids	50.6		% Wt	1		SM 2540G	3/23/21	3/24/21 9:13	JS

con-test®
A Pace Analytical® Laboratory
39 Spruce Street * East Longmeadow, MA 01028 * FAX 413/525-6405 * TEL. 413/525-2332

Project Location: Durham, CT | Sample Description: | Work Order: 21C1114

Date Received: 3/22/2021

Field Sample #: OF-3C (30-36) | Sampled: 3/19/2021 17:25

Sample ID: 21C1114-11

Sample Matrix: Soil

Polychlorinated Biphenyls with 3540 Soxhlet Extraction

Analyte	Results	RL	Units	Dilution	Flag/Qual	Method	Date Prepared	Date/Time Analyzed	Analyst
Aroclor-1016 [1]	ND	0.13	mg/Kg dry	4		SW-846 8082A	3/25/21	3/30/21 17:21	TG
Aroclor-1221 [1]	ND	0.13	mg/Kg dry	4		SW-846 8082A	3/25/21	3/30/21 17:21	TG
Aroclor-1232 [1]	ND	0.13	mg/Kg dry	4		SW-846 8082A	3/25/21	3/30/21 17:21	TG
Aroclor-1242 [1]	ND	0.13	mg/Kg dry	4		SW-846 8082A	3/25/21	3/30/21 17:21	TG
Aroclor-1248 [1]	ND	0.13	mg/Kg dry	4		SW-846 8082A	3/25/21	3/30/21 17:21	TG
Aroclor-1254 [2]	0.22	0.13	mg/Kg dry	4		SW-846 8082A	3/25/21	3/30/21 17:21	TG
Aroclor-1260 [1]	ND	0.13	mg/Kg dry	4		SW-846 8082A	3/25/21	3/30/21 17:21	TG
Aroclor-1262 [1]	ND	0.13	mg/Kg dry	4		SW-846 8082A	3/25/21	3/30/21 17:21	TG
Aroclor-1268 [1]	ND	0.13	mg/Kg dry	4		SW-846 8082A	3/25/21	3/30/21 17:21	TG

Surrogates	% Recovery	Recovery Limits	Flag/Qual	
Decachlorobiphenyl [1]	82.9	30-150		3/30/21 17:21
Decachlorobiphenyl [2]	73.9	30-150		3/30/21 17:21
Tetrachloro-m-xylene [1]	86.1	30-150		3/30/21 17:21
Tetrachloro-m-xylene [2]	83.0	30-150		3/30/21 17:21

con-test®
A Pace Analytical® Laboratory
39 Spruce Street * East Longmeadow, MA 01028 * FAX 413/525-6405 * TEL. 413/525-2332

Project Location: Durham, CT | Sample Description: | Work Order: 21C1114

Date Received: 3/22/2021

Field Sample #: OF-3C (30-36) | Sampled: 3/19/2021 17:25

Sample ID: 21C1114-11

Sample Matrix: Soil

Conventional Chemistry Parameters by EPA/APHA/SW-846 Methods (Total)

Analyte	Results	RL	Units	Dilution	Flag/Qual	Method	Date Prepared	Date/Time Analyzed	Analyst
% Solids	62.5		% Wt	1		SM 2540G	3/23/21	3/24/21 9:14	JS

con-test®
A Pace Analytical® Laboratory
39 Spruce Street * East Longmeadow, MA 01028 * FAX 413/525-6405 * TEL. 413/525-2332

Project Location: Durham, CT | Sample Description: | Work Order: 21C1114

Date Received: 3/22/2021

Field Sample #: OF-3W (0-6) | Sampled: 3/19/2021 17:30

Sample ID: 21C1114-12

Sample Matrix: Soil

Polychlorinated Biphenyls with 3540 Soxhlet Extraction

Analyte	Results	RL	Units	Dilution	Flag/Qual	Method	Date Prepared	Date/Time Analyzed	Analyst
Aroclor-1016 [1]	ND	0.0024	mg/Kg dry	1		SW-846 8082A	3/25/21	4/6/21 23:37	SFM
Aroclor-1221 [1]	ND	0.0024	mg/Kg dry	1		SW-846 8082A	3/25/21	4/6/21 23:37	SFM
Aroclor-1232 [1]	ND	0.0024	mg/Kg dry	1		SW-846 8082A	3/25/21	4/6/21 23:37	SFM
Aroclor-1242 [1]	ND	0.0024	mg/Kg dry	1		SW-846 8082A	3/25/21	4/6/21 23:37	SFM
Aroclor-1248 [1]	ND	0.0024	mg/Kg dry	1		SW-846 8082A	3/25/21	4/6/21 23:37	SFM
Aroclor-1254 [1]	ND	0.0024	mg/Kg dry	1		SW-846 8082A	3/25/21	4/6/21 23:37	SFM
Aroclor-1260 [1]	ND	0.0024	mg/Kg dry	1		SW-846 8082A	3/25/21	4/6/21 23:37	SFM
Aroclor-1262 [1]	ND	0.0024	mg/Kg dry	1		SW-846 8082A	3/25/21	4/6/21 23:37	SFM
Aroclor-1268 [1]	ND	0.0024	mg/Kg dry	1		SW-846 8082A	3/25/21	4/6/21 23:37	SFM

Surrogates	% Recovery	Recovery Limits	Flag/Qual	
Decachlorobiphenyl [1]	87.4	30-150		4/6/21 23:37
Decachlorobiphenyl [2]	73.6	30-150		4/6/21 23:37
Tetrachloro-m-xylene [1]	88.4	30-150		4/6/21 23:37
Tetrachloro-m-xylene [2]	68.4	30-150		4/6/21 23:37

con-test®
A Pace Analytical® Laboratory
39 Spruce Street * East Longmeadow, MA 01028 * FAX 413/525-6405 * TEL. 413/525-2332

Project Location: Durham, CT | Sample Description: | Work Order: 21C1114

Date Received: 3/22/2021

Field Sample #: OF-3W (0-6) | Sampled: 3/19/2021 17:30

Sample ID: 21C1114-12

Sample Matrix: Soil

Conventional Chemistry Parameters by EPA/APHA/SW-846 Methods (Total)

Analyte	Results	RL	Units	Dilution	Flag/Qual	Method	Date Prepared	Date/Time Analyzed	Analyst
% Solids	84.9		% Wt	1		SM 2540G	3/23/21	3/24/21 9:14	JS
% Solids	80.6		% Wt	1		SM 2540G	3/24/21	3/26/21 9:43	JS

con-test®
A Pace Analytical® Laboratory

39 Spruce Street * East Longmeadow, MA 01028 * FAX 413/525-6405 * TEL. 413/525-2332

Sample Extraction Data

Prep Method: % Solids **Analytical Method: SM 2540G**

Lab Number [Field ID]	Batch	Date
21C1114-01 [SD-1N (0-6)]	B278625	03/23/21
21C1114-02 [SD-1C (12-18)]	B278625	03/23/21
21C1114-03 [SD-1S (0-6)]	B278625	03/23/21
21C1114-04 [OF-1N (0-6)]	B278625	03/23/21
21C1114-05 [OF-1C (12-18)]	B278625	03/23/21
21C1114-06 [OF-1S (0-6)]	B278625	03/23/21
21C1114-07 [OF-2N (0-6)]	B278625	03/23/21
21C1114-08 [OF-2C (24-30)]	B278625	03/23/21
21C1114-09 [OF-2S (0-6)]	B278625	03/23/21
21C1114-10 [OF-3E (0-6)]	B278625	03/23/21
21C1114-11 [OF-3C (30-36)]	B278625	03/23/21
21C1114-12 [OF-3W (0-6)]	B278625	03/23/21

Prep Method: % Solids **Analytical Method: SM 2540G**

Lab Number [Field ID]	Batch	Date
21C1114-12RE1 [OF-3W (0-6)]	B278696	03/24/21

Prep Method: SW-846 3540C **Analytical Method: SW-846 8082A**

Lab Number [Field ID]	Batch	Initial [g]	Final [mL]	Date
21C1114-07 [OF-2N (0-6)]	B278770	10.0	10.0	03/25/21
21C1114-08 [OF-2C (24-30)]	B278770	10.0	10.0	03/25/21
21C1114-11 [OF-3C (30-36)]	B278770	10.0	10.0	03/25/21

Prep Method: SW-846 3540C **Analytical Method: SW-846 8082A**

Lab Number [Field ID]	Batch	Initial [g]	Final [mL]	Date
21C1114-01 [SD-1N (0-6)]	B279626	10.0	1.00	03/25/21
21C1114-02 [SD-1C (12-18)]	B279626	10.0	1.00	03/25/21
21C1114-03 [SD-1S (0-6)]	B279626	10.0	1.00	03/25/21
21C1114-04 [OF-1N (0-6)]	B279626	10.0	1.00	03/25/21
21C1114-05 [OF-1C (12-18)]	B279626	10.0	1.00	03/25/21
21C1114-06 [OF-1S (0-6)]	B279626	10.0	1.00	03/25/21
21C1114-09 [OF-2S (0-6)]	B279626	10.0	1.00	03/25/21
21C1114-10 [OF-3E (0-6)]	B279626	10.0	1.00	03/25/21
21C1114-12 [OF-3W (0-6)]	B279626	10.0	1.00	03/25/21

con-test®
A Pace Analytical® Laboratory

39 Spruce Street * East Longmeadow, MA 01028 * FAX 413/525-6405 * TEL. 413/525-2332

QUALITY CONTROL

Polychlorinated Biphenyls with 3540 Soxhlet Extraction - Quality Control

Analyte	Result	Reporting Limit	Units	Spike Level	Source Result	%REC	%REC Limits	RPD	RPD Limit	Notes
Batch B278770 - SW-846 3540C										
Blank (B278770-BLK1)				Prepared: 03/25/21 Analyzed: 03/30/21						
Aroclor-1016	ND	0.020	mg/Kg wet							
Aroclor-1016 [2C]	ND	0.020	mg/Kg wet							
Aroclor-1221	ND	0.020	mg/Kg wet							
Aroclor-1221 [2C]	ND	0.020	mg/Kg wet							
Aroclor-1232	ND	0.020	mg/Kg wet							
Aroclor-1232 [2C]	ND	0.020	mg/Kg wet							
Aroclor-1242	ND	0.020	mg/Kg wet							
Aroclor-1242 [2C]	ND	0.020	mg/Kg wet							
Aroclor-1248	ND	0.020	mg/Kg wet							
Aroclor-1248 [2C]	ND	0.020	mg/Kg wet							
Aroclor-1254	ND	0.020	mg/Kg wet							
Aroclor-1254 [2C]	ND	0.020	mg/Kg wet							
Aroclor-1260	ND	0.020	mg/Kg wet							
Aroclor-1260 [2C]	ND	0.020	mg/Kg wet							
Aroclor-1262	ND	0.020	mg/Kg wet							
Aroclor-1262 [2C]	ND	0.020	mg/Kg wet							
Aroclor-1268	ND	0.020	mg/Kg wet							
Aroclor-1268 [2C]	ND	0.020	mg/Kg wet							
Surrogate: Decachlorobiphenyl	*0.154*		mg/Kg wet	0.200		76.8	30-150			
Surrogate: Decachlorobiphenyl [2C]	*0.129*		mg/Kg wet	0.200		64.7	30-150			
Surrogate: Tetrachloro-m-xylene	*0.162*		mg/Kg wet	0.200		81.0	30-150			
Surrogate: Tetrachloro-m-xylene [2C]	*0.152*		mg/Kg wet	0.200		76.2	30-150			
LCS (B278770-BS1)				Prepared: 03/25/21 Analyzed: 03/30/21						
Aroclor-1016	0.16	0.020	mg/Kg wet	0.200		81.0	40-140			
Aroclor-1016 [2C]	0.15	0.020	mg/Kg wet	0.200		74.5	40-140			
Aroclor-1260	0.14	0.020	mg/Kg wet	0.200		68.7	40-140			
Aroclor-1260 [2C]	0.13	0.020	mg/Kg wet	0.200		64.9	40-140			
Surrogate: Decachlorobiphenyl	*0.168*		mg/Kg wet	0.200		83.8	30-150			
Surrogate: Decachlorobiphenyl [2C]	*0.144*		mg/Kg wet	0.200		72.2	30-150			
Surrogate: Tetrachloro-m-xylene	*0.169*		mg/Kg wet	0.200		84.5	30-150			
Surrogate: Tetrachloro-m-xylene [2C]	*0.164*		mg/Kg wet	0.200		82.2	30-150			
LCS Dup (B278770-BSD1)				Prepared: 03/25/21 Analyzed: 03/30/21						
Aroclor-1016	0.16	0.020	mg/Kg wet	0.200		81.1	40-140	0.202	30	
Aroclor-1016 [2C]	0.16	0.020	mg/Kg wet	0.200		77.7	40-140	4.26	30	
Aroclor-1260	0.14	0.020	mg/Kg wet	0.200		71.9	40-140	4.58	30	
Aroclor-1260 [2C]	0.13	0.020	mg/Kg wet	0.200		65.6	40-140	1.10	30	
Surrogate: Decachlorobiphenyl	*0.167*		mg/Kg wet	0.200		83.4	30-150			
Surrogate: Decachlorobiphenyl [2C]	*0.147*		mg/Kg wet	0.200		73.3	30-150			
Surrogate: Tetrachloro-m-xylene	*0.165*		mg/Kg wet	0.200		82.4	30-150			
Surrogate: Tetrachloro-m-xylene [2C]	*0.155*		mg/Kg wet	0.200		77.6	30-150			

con-test®
A Pace Analytical® Laboratory

39 Spruce Street * East Longmeadow, MA 01028 * FAX 413/525-6405 * TEL. 413/525-2332

QUALITY CONTROL

Polychlorinated Biphenyls with 3540 Soxhlet Extraction - Quality Control

Analyte	Result	Reporting Limit	Units	Spike Level	Source Result	%REC	%REC Limits	RPD	RPD Limit	Notes
Batch B278770 - SW-846 3540C										
Matrix Spike (B278770-MS1)	**Source: 21C1114-01**			Prepared: 03/25/21 Analyzed: 03/30/21						
Aroclor-1016	0.22	0.097	mg/Kg dry	0.243	ND	91.9	40-140			
Aroclor-1016 [2C]	0.20	0.097	mg/Kg dry	0.243	ND	84.0	40-140			
Aroclor-1260	0.19	0.097	mg/Kg dry	0.243	ND	79.3	40-140			
Aroclor-1260 [2C]	0.17	0.097	mg/Kg dry	0.243	ND	71.4	40-140			
Surrogate: Decachlorobiphenyl	*0.194*		mg/Kg dry	0.243		79.8	30-150			
Surrogate: Decachlorobiphenyl [2C]	*0.180*		mg/Kg dry	0.243		74.0	30-150			
Surrogate: Tetrachloro-m-xylene	*0.214*		mg/Kg dry	0.243		88.3	30-150			
Surrogate: Tetrachloro-m-xylene [2C]	*0.205*		mg/Kg dry	0.243		84.5	30-150			
Matrix Spike Dup (B278770-MSD1)	**Source: 21C1114-01**			Prepared: 03/25/21 Analyzed: 03/30/21						
Aroclor-1016	0.20	0.097	mg/Kg dry	0.243	ND	81.2	40-140	12.3	50	
Aroclor-1016 [2C]	0.19	0.097	mg/Kg dry	0.243	ND	76.5	40-140	9.42	50	
Aroclor-1260	0.17	0.097	mg/Kg dry	0.243	ND	70.8	40-140	11.3	50	
Aroclor-1260 [2C]	0.16	0.097	mg/Kg dry	0.243	ND	65.4	40-140	8.84	50	
Surrogate: Decachlorobiphenyl	*0.168*		mg/Kg dry	0.243		69.3	30-150			
Surrogate: Decachlorobiphenyl [2C]	*0.161*		mg/Kg dry	0.243		66.3	30-150			
Surrogate: Tetrachloro-m-xylene	*0.198*		mg/Kg dry	0.243		81.7	30-150			
Surrogate: Tetrachloro-m-xylene [2C]	*0.188*		mg/Kg dry	0.243		77.4	30-150			
Batch B279626 - SW-846 3540C										
Blank (B279626-BLK1)				Prepared: 03/25/21 Analyzed: 04/06/21						
Aroclor-1016	ND	0.0020	mg/Kg wet							
Aroclor-1016 [2C]	ND	0.0020	mg/Kg wet							
Aroclor-1221	ND	0.0020	mg/Kg wet							
Aroclor-1221 [2C]	ND	0.0020	mg/Kg wet							
Aroclor-1232	ND	0.0020	mg/Kg wet							
Aroclor-1232 [2C]	ND	0.0020	mg/Kg wet							
Aroclor-1242	ND	0.0020	mg/Kg wet							
Aroclor-1242 [2C]	ND	0.0020	mg/Kg wet							
Aroclor-1248	ND	0.0020	mg/Kg wet							
Aroclor-1248 [2C]	ND	0.0020	mg/Kg wet							
Aroclor-1254	ND	0.0020	mg/Kg wet							
Aroclor-1254 [2C]	ND	0.0020	mg/Kg wet							
Aroclor-1260	ND	0.0020	mg/Kg wet							
Aroclor-1260 [2C]	ND	0.0020	mg/Kg wet							
Aroclor-1262	ND	0.0020	mg/Kg wet							
Aroclor-1262 [2C]	ND	0.0020	mg/Kg wet							
Aroclor-1268	ND	0.0020	mg/Kg wet							
Aroclor-1268 [2C]	ND	0.0020	mg/Kg wet							
Surrogate: Decachlorobiphenyl	*0.196*		mg/Kg wet	0.200		98.1	30-150			
Surrogate: Decachlorobiphenyl [2C]	*0.151*		mg/Kg wet	0.200		75.3	30-150			
Surrogate: Tetrachloro-m-xylene	*0.172*		mg/Kg wet	0.200		85.8	30-150			
Surrogate: Tetrachloro-m-xylene [2C]	*0.133*		mg/Kg wet	0.200		66.7	30-150			

con-test®
A Pace Analytical® Laboratory

39 Spruce Street * East Longmeadow, MA 01028 * FAX 413/525-6405 * TEL. 413/525-2332

QUALITY CONTROL

Polychlorinated Biphenyls with 3540 Soxhlet Extraction - Quality Control

Analyte	Result	Reporting Limit	Units	Spike Level	Source Result	%REC		%REC Limits	RPD	RPD Limit	Notes
Batch B279626 - SW-846 3540C											
LCS (B279626-BS1)				Prepared: 03/25/21 Analyzed: 03/30/21							
Aroclor-1016	0.16	0.020	mg/Kg wet	0.200		81.0		40-140			
Aroclor-1016 [2C]	0.15	0.020	mg/Kg wet	0.200		74.5		40-140			
Aroclor-1260	0.14	0.020	mg/Kg wet	0.200		68.7		40-140			
Aroclor-1260 [2C]	0.13	0.020	mg/Kg wet	0.200		64.9		40-140			
Surrogate: Decachlorobiphenyl	*0.168*		mg/Kg wet	0.200		83.8		30-150			
Surrogate: Decachlorobiphenyl [2C]	*0.144*		mg/Kg wet	0.200		72.2		30-150			
Surrogate: Tetrachloro-m-xylene	*0.169*		mg/Kg wet	0.200		84.5		30-150			
Surrogate: Tetrachloro-m-xylene [2C]	*0.164*		mg/Kg wet	0.200		82.2		30-150			
LCS Dup (B279626-BSD1)				Prepared: 03/25/21 Analyzed: 03/30/21							
Aroclor-1016	0.16	0.020	mg/Kg wet	0.200		81.1		40-140	0.202	30	
Aroclor-1016 [2C]	0.16	0.020	mg/Kg wet	0.200		77.7		40-140	4.26	30	
Aroclor-1260	0.14	0.020	mg/Kg wet	0.200		71.9		40-140	4.58	30	
Aroclor-1260 [2C]	0.13	0.020	mg/Kg wet	0.200		65.6		40-140	1.10	30	
Surrogate: Decachlorobiphenyl	*0.167*		mg/Kg wet	0.200		83.4		30-150			
Surrogate: Decachlorobiphenyl [2C]	*0.147*		mg/Kg wet	0.200		73.3		30-150			
Surrogate: Tetrachloro-m-xylene	*0.165*		mg/Kg wet	0.200		82.4		30-150			
Surrogate: Tetrachloro-m-xylene [2C]	*0.155*		mg/Kg wet	0.200		77.6		30-150			
Matrix Spike (B279626-MS1)	**Source: 21C1114-01**			Prepared: 03/25/21 Analyzed: 03/30/21							
Aroclor-1016	0.056	0.024	mg/Kg dry	0.243	ND	**23.0**	*	40-140			
Aroclor-1016 [2C]	0.051	0.024	mg/Kg dry	0.243	ND	**21.0**	*	40-140			
Aroclor-1254	ND	0.024	mg/Kg dry		0.016			40-140			
Aroclor-1254 [2C]	ND	0.024	mg/Kg dry		0.028			40-140			
Aroclor-1260	0.048	0.024	mg/Kg dry	0.243	0.014	**14.0**	*	40-140			
Aroclor-1260 [2C]	0.043	0.024	mg/Kg dry	0.243	0.015	**11.9**	*	40-140			
Surrogate: Decachlorobiphenyl	*0.0484*		mg/Kg dry	0.243		**20.0**	*	30-150			
Surrogate: Decachlorobiphenyl [2C]	*0.0449*		mg/Kg dry	0.243		**18.5**	*	30-150			
Surrogate: Tetrachloro-m-xylene	*0.0535*		mg/Kg dry	0.243		**22.1**	*	30-150			
Surrogate: Tetrachloro-m-xylene [2C]	*0.0512*		mg/Kg dry	0.243		**21.1**	*	30-150			
Matrix Spike Dup (B279626-MSD1)	**Source: 21C1114-01**			Prepared: 03/25/21 Analyzed: 03/30/21							
Aroclor-1016	0.049	0.024	mg/Kg dry	0.243	ND	**20.3**	*	40-140	12.3	50	
Aroclor-1016 [2C]	0.046	0.024	mg/Kg dry	0.243	ND	**19.1**	*	40-140	9.42	50	
Aroclor-1254	ND	0.024	mg/Kg dry		0.016			40-140	NC	50	
Aroclor-1254 [2C]	ND	0.024	mg/Kg dry		0.028			40-140	NC	50	
Aroclor-1260	0.043	0.024	mg/Kg dry	0.243	0.014	**11.9**	*	40-140	11.3	50	
Aroclor-1260 [2C]	0.040	0.024	mg/Kg dry	0.243	0.015	**10.3**	*	40-140	8.84	50	
Surrogate: Decachlorobiphenyl	*0.0420*		mg/Kg dry	0.243		**17.3**	*	30-150			
Surrogate: Decachlorobiphenyl [2C]	*0.0402*		mg/Kg dry	0.243		**16.6**	*	30-150			
Surrogate: Tetrachloro-m-xylene	*0.0495*		mg/Kg dry	0.243		**20.4**	*	30-150			
Surrogate: Tetrachloro-m-xylene [2C]	*0.0469*		mg/Kg dry	0.243		**19.3**	*	30-150			

con-test®
A Pace Analytical® Laboratory

39 Spruce Street * East Longmeadow, MA 01028 * FAX 413/525-6405 * TEL. 413/525-2332

QUALITY CONTROL

Conventional Chemistry Parameters by EPA/APHA/SW-846 Methods (Total) - Quality Control

Analyte	Result	Reporting Limit	Units	Spike Level	Source Result	%REC	%REC Limits	RPD		RPD Limit	Notes
Batch B278625 - % Solids											
Duplicate (B278625-DUP1)	**Source: 21C1114-09**			Prepared: 03/23/21 Analyzed: 03/24/21							
% Solids	74.6		% Wt		76.2			2.07		10	
Duplicate (B278625-DUP2)	**Source: 21C1114-10**			Prepared: 03/23/21 Analyzed: 03/24/21							
% Solids	55.4		% Wt		50.6			9.07		10	
Duplicate (B278625-DUP3)	**Source: 21C1114-11**			Prepared: 03/23/21 Analyzed: 03/24/21							
% Solids	58.8		% Wt		62.5			6.07		10	
Duplicate (B278625-DUP4)	**Source: 21C1114-12**			Prepared: 03/23/21 Analyzed: 03/24/21							
% Solids	72.8		% Wt		84.9			**15.4**	*	10	R-01
Batch B278696 - % Solids											
Duplicate (B278696-DUP1)	**Source: 21C1114-12RE1**			Prepared: 03/24/21 Analyzed: 03/26/21							
% Solids	82.1		% Wt		80.6			1.79		10	

con-test®
A Pace Analytical® Laboratory
39 Spruce Street * East Longmeadow, MA 01028 * FAX 413/525-6405 * TEL. 413/525-2332

IDENTIFICATION SUMMARY FOR SINGLE COMPONENT ANALYTES

SW-846 8082A

SD-1N (0-6)

Lab Sample ID: 21C1114-01 Date(s) Analyzed: 04/06/2021 04/06/2021

Instrument ID (1): ECD10 Instrument ID (2): ECD10

GC Column (1): ID: (mm) GC Column (2): ID: (mm)

ANALYTE	COL	RT	RT WINDOW		CONCENTRATION	%RPD
			FROM	TO		
Aroclor-1254	1	0.000	-0.030	0.030	0.016	
	2	0.000	-0.030	0.030	0.028	54.5
Aroclor-1260	1	0.000	-0.030	0.030	0.014	
	2	0.000	-0.030	0.030	0.015	6.9

con-test®
A Pace Analytical® Laboratory
39 Spruce Street * East Longmeadow, MA 01028 * FAX 413/525-6405 * TEL. 413/525-2332

IDENTIFICATION SUMMARY FOR SINGLE COMPONENT ANALYTES

SW-846 8082A

SD-1S (0-6)

Lab Sample ID: 21C1114-03 Date(s) Analyzed: 04/06/2021 04/06/2021

Instrument ID (1): ECD10 Instrument ID (2): ECD10

GC Column (1): ID: (mm) GC Column (2): ID: (mm)

ANALYTE	COL	RT	RT WINDOW		CONCENTRATION	%RPD
			FROM	TO		
Aroclor-1254	1	0.000	-0.030	0.030	0.016	
	2	0.000	-0.030	0.030	0.038	81.5
Aroclor-1260	1	0.000	-0.030	0.030	0.012	
	2	0.000	-0.030	0.030	0.011	8.7

con-test®
A Pace Analytical® Laboratory
39 Spruce Street * East Longmeadow, MA 01028 * FAX 413/525-6405 * TEL. 413/525-2332

IDENTIFICATION SUMMARY FOR SINGLE COMPONENT ANALYTES

SW-846 8082A

OF-1N (0-6)

Lab Sample ID: 21C1114-04 Date(s) Analyzed: 04/06/2021 04/06/2021

Instrument ID (1): ECD10 Instrument ID (2): ECD10

GC Column (1): ID: (mm) GC Column (2): ID: (mm)

ANALYTE	COL	RT	RT WINDOW		CONCENTRATION	%RPD
			FROM	TO		
Aroclor-1254	1	0.000	-0.030	0.030	0.0052	
	2	0.000	-0.030	0.030	0.010	63.2
Aroclor-1260	1	0.000	-0.030	0.030	0.0064	
	2	0.000	-0.030	0.030	0.0055	15.1

con-test®
A Pace Analytical® Laboratory
39 Spruce Street * East Longmeadow, MA 01028 * FAX 413/525-6405 * TEL. 413/525-2332

IDENTIFICATION SUMMARY FOR SINGLE COMPONENT ANALYTES

SW-846 8082A

OF-1S (0-6)

Lab Sample ID: 21C1114-06 Date(s) Analyzed: 04/06/2021 04/06/2021

Instrument ID (1): ECD10 Instrument ID (2): ECD10

GC Column (1): ID: (mm) GC Column (2): ID: (mm)

ANALYTE	COL	RT	RT WINDOW		CONCENTRATION	%RPD
			FROM	TO		
Aroclor-1254	1	0.000	-0.030	0.030	0.016	
	2	0.000	-0.030	0.030	0.038	81.5
Aroclor-1260	1	0.000	-0.030	0.030	0.015	
	2	0.000	-0.030	0.030	0.013	14.3

con-test®
A Pace Analytical® Laboratory
39 Spruce Street * East Longmeadow, MA 01028 * FAX 413/525-6405 * TEL. 413/525-2332

IDENTIFICATION SUMMARY FOR SINGLE COMPONENT ANALYTES

SW-846 8082A

OF-2N (0-6)

Lab Sample ID: 21C1114-07 Date(s) Analyzed: 03/30/2021 03/30/2021

Instrument ID (1): ECD4 Instrument ID (2): ECD4

GC Column (1): ID: (mm) GC Column (2): ID: (mm)

ANALYTE	COL	RT	RT WINDOW		CONCENTRATION	%RPD
			FROM	TO		
Aroclor-1254	1	0.000	-0.030	0.030	15	
	2	0.000	-0.030	0.030	14	6.9

con-test®
A Pace Analytical® Laboratory
39 Spruce Street * East Longmeadow, MA 01028 * FAX 413/525-6405 * TEL. 413/525-2332

IDENTIFICATION SUMMARY FOR SINGLE COMPONENT ANALYTES

SW-846 8082A

OF-2C (24-30)

Lab Sample ID: 21C1114-08 Date(s) Analyzed: 03/30/2021 03/30/2021

Instrument ID (1): ECD4 Instrument ID (2): ECD4

GC Column (1): ID: (mm) GC Column (2): ID: (mm)

ANALYTE	COL	RT	RT WINDOW		CONCENTRATION	%RPD
			FROM	TO		
Aroclor-1254	1	0.000	-0.030	0.030	0.15	
	2	0.000	-0.030	0.030	0.17	12.5

con-test®
A Pace Analytical® Laboratory

39 Spruce Street * East Longmeadow, MA 01028 * FAX 413/525-6405 * TEL. 413/525-2332

IDENTIFICATION SUMMARY FOR SINGLE COMPONENT ANALYTES

SW-846 8082A

OF-2S (0-6)

Lab Sample ID: 21C1114-09 Date(s) Analyzed: 04/06/2021 04/06/2021

Instrument ID (1): ECD10 Instrument ID (2): ECD10

GC Column (1): ID: (mm) GC Column (2): ID: (mm)

ANALYTE	COL	RT	RT WINDOW		CONCENTRATION	%RPD
			FROM	TO		
Aroclor-1254	1	0.000	-0.030	0.030	0.0077	
	2	0.000	-0.030	0.030	0.021	92.7
Aroclor-1260	1	0.000	-0.030	0.030	0.0047	
	2	0.000	-0.030	0.030	0.0042	11.2

con-test®
A Pace Analytical® Laboratory
39 Spruce Street * East Longmeadow, MA 01028 * FAX 413/525-6405 * TEL. 413/525-2332

IDENTIFICATION SUMMARY FOR SINGLE COMPONENT ANALYTES

SW-846 8082A

OF-3E (0-6)

Lab Sample ID: 21C1114-10 Date(s) Analyzed: 04/06/2021 04/06/2021

Instrument ID (1): ECD10 Instrument ID (2): ECD10

GC Column (1): ID: (mm) GC Column (2): ID: (mm)

ANALYTE	COL	RT	RT WINDOW		CONCENTRATION	%RPD
			FROM	TO		
Aroclor-1254	1	0.000	-0.030	0.030	0.025	
	2	0.000	-0.030	0.030	0.061	83.7
Aroclor-1260	1	0.000	-0.030	0.030	0.013	
	2	0.000	-0.030	0.030	0.011	16.7

con-test®
A Pace Analytical® Laboratory
39 Spruce Street * East Longmeadow, MA 01028 * FAX 413/525-6405 * TEL. 413/525-2332

IDENTIFICATION SUMMARY FOR SINGLE COMPONENT ANALYTES

SW-846 8082A

OF-3C (30-36)

Lab Sample ID: 21C1114-11 Date(s) Analyzed: 03/30/2021 03/30/2021

Instrument ID (1): ECD4 Instrument ID (2): ECD4

GC Column (1): ID: (mm) GC Column (2): ID: (mm)

ANALYTE	COL	RT	RT WINDOW		CONCENTRATION	%RPD
			FROM	TO		
Aroclor-1254	1	0.000	-0.030	0.030	0.20	
	2	0.000	-0.030	0.030	0.22	9.5

con-test®
A Pace Analytical® Laboratory

39 Spruce Street * East Longmeadow, MA 01028 * FAX 413/525-6405 * TEL. 413/525-2332

IDENTIFICATION SUMMARY FOR SINGLE COMPONENT ANALYTES

SW-846 8082A

LCS

Lab Sample ID: B278770-BS1 Date(s) Analyzed: 03/30/2021 03/30/2021

Instrument ID (1): ECD4 Instrument ID (2): ECD4

GC Column (1): ID: (mm) GC Column (2): ID: (mm)

ANALYTE	COL	RT	RT WINDOW		CONCENTRATION	%RPD
			FROM	TO		
Aroclor-1016	1	0.000	-0.030	0.030	0.16	
	2	0.000	-0.030	0.030	0.15	6.5
Aroclor-1260	1	0.000	-0.030	0.030	0.14	
	2	0.000	-0.030	0.030	0.13	7.4

con-test®
A Pace Analytical® Laboratory

39 Spruce Street * East Longmeadow, MA 01028 * FAX 413/525-6405 * TEL. 413/525-2332

IDENTIFICATION SUMMARY FOR SINGLE COMPONENT ANALYTES

SW-846 8082A

LCS Dup

Lab Sample ID: B278770-BSD1 Date(s) Analyzed: 03/30/2021 03/30/2021

Instrument ID (1): ECD4 Instrument ID (2): ECD4

GC Column (1): ID: (mm) GC Column (2): ID: (mm)

ANALYTE	COL	RT	RT WINDOW		CONCENTRATION	%RPD
			FROM	TO		
Aroclor-1016	1	0.000	-0.030	0.030	0.16	
	2	0.000	-0.030	0.030	0.16	0.0
Aroclor-1260	1	0.000	-0.030	0.030	0.14	
	2	0.000	-0.030	0.030	0.13	7.4

con-test®
A Pace Analytical® Laboratory
39 Spruce Street * East Longmeadow, MA 01028 * FAX 413/525-6405 * TEL. 413/525-2332

IDENTIFICATION SUMMARY FOR SINGLE COMPONENT ANALYTES

SW-846 8082A

Matrix Spike

Lab Sample ID: B278770-MS1 Date(s) Analyzed: 03/30/2021 03/30/2021

Instrument ID (1): ECD4 Instrument ID (2): ECD4

GC Column (1): ID: (mm) GC Column (2): ID: (mm)

ANALYTE	COL	RT	RT WINDOW		CONCENTRATION	%RPD
			FROM	TO		
Aroclor-1016	1	0.000	-0.030	0.030	0.22	
	2	0.000	-0.030	0.030	0.20	9.5
Aroclor-1260	1	0.000	-0.030	0.030	0.19	
	2	0.000	-0.030	0.030	0.17	11.1

con-test®
A Pace Analytical® Laboratory

39 Spruce Street * East Longmeadow, MA 01028 * FAX 413/525-6405 * TEL. 413/525-2332

IDENTIFICATION SUMMARY FOR SINGLE COMPONENT ANALYTES

SW-846 8082A

Matrix Spike Dup

Lab Sample ID: B278770-MSD1 Date(s) Analyzed: 03/30/2021 03/30/2021

Instrument ID (1): ECD4 Instrument ID (2): ECD4

GC Column (1): ID: (mm) GC Column (2): ID: (mm)

ANALYTE	COL	RT	RT WINDOW		CONCENTRATION	%RPD
			FROM	TO		
Aroclor-1016	1	0.000	-0.030	0.030	0.20	
	2	0.000	-0.030	0.030	0.19	5.1
Aroclor-1260	1	0.000	-0.030	0.030	0.17	
	2	0.000	-0.030	0.030	0.16	6.1

con-test®
A Pace Analytical® Laboratory

39 Spruce Street * East Longmeadow, MA 01028 * FAX 413/525-6405 * TEL. 413/525-2332

IDENTIFICATION SUMMARY FOR SINGLE COMPONENT ANALYTES

SW-846 8082A

LCS

Lab Sample ID: B279626-BS1 Date(s) Analyzed: 03/30/2021 03/30/2021

Instrument ID (1): ECD4 Instrument ID (2): ECD4

GC Column (1): ID: (mm) GC Column (2): ID: (mm)

ANALYTE	COL	RT	RT WINDOW		CONCENTRATION	%RPD
			FROM	TO		
Aroclor-1016	1	0.000	-0.030	0.030	0.16	
	2	0.000	-0.030	0.030	0.15	6.5
Aroclor-1260	1	0.000	-0.030	0.030	0.14	
	2	0.000	-0.030	0.030	0.13	7.4

con-test®
A Pace Analytical® Laboratory
39 Spruce Street * East Longmeadow, MA 01028 * FAX 413/525-6405 * TEL. 413/525-2332

IDENTIFICATION SUMMARY FOR SINGLE COMPONENT ANALYTES

SW-846 8082A

LCS Dup

Lab Sample ID: B279626-BSD1 Date(s) Analyzed: 03/30/2021 03/30/2021

Instrument ID (1): ECD4 Instrument ID (2): ECD4

GC Column (1): ID: (mm) GC Column (2): ID: (mm)

ANALYTE	COL	RT	RT WINDOW		CONCENTRATION	%RPD
			FROM	TO		
Aroclor-1016	1	0.000	-0.030	0.030	0.16	
	2	0.000	-0.030	0.030	0.16	0.0
Aroclor-1260	1	0.000	-0.030	0.030	0.14	
	2	0.000	-0.030	0.030	0.13	7.4

con-test®
A Pace Analytical® Laboratory

39 Spruce Street * East Longmeadow, MA 01028 * FAX 413/525-6405 * TEL. 413/525-2332

IDENTIFICATION SUMMARY FOR SINGLE COMPONENT ANALYTES

SW-846 8082A

Matrix Spike

Lab Sample ID: B279626-MS1 Date(s) Analyzed: 03/30/2021 03/30/2021

Instrument ID (1): ECD4 Instrument ID (2): ECD4

GC Column (1): ID: (mm) GC Column (2): ID: (mm)

ANALYTE	COL	RT	RT WINDOW		CONCENTRATION	%RPD
			FROM	TO		
Aroclor-1016	1	0.000	-0.030	0.030	0.056	
	2	0.000	-0.030	0.030	0.051	9.4
Aroclor-1260	1	0.000	-0.030	0.030	0.048	
	2	0.000	-0.030	0.030	0.043	11.0

con-test®
A Pace Analytical® Laboratory
39 Spruce Street * East Longmeadow, MA 01028 * FAX 413/525-6405 * TEL. 413/525-2332

IDENTIFICATION SUMMARY FOR SINGLE COMPONENT ANALYTES

SW-846 8082A

Matrix Spike Dup

Lab Sample ID: B279626-MSD1 Date(s) Analyzed: 03/30/2021 03/30/2021

Instrument ID (1): ECD4 Instrument ID (2): ECD4

GC Column (1): ID: (mm) GC Column (2): ID: (mm)

ANALYTE	COL	RT	RT WINDOW		CONCENTRATION	%RPD
			FROM	TO		
Aroclor-1016	1	0.000	-0.030	0.030	0.049	
	2	0.000	-0.030	0.030	0.046	6.3
Aroclor-1260	1	0.000	-0.030	0.030	0.043	
	2	0.000	-0.030	0.030	0.040	7.2

con-test®
A Pace Analytical® Laboratory

39 Spruce Street * East Longmeadow, MA 01028 * FAX 413/525-6405 * TEL. 413/525-2332

FLAG/QUALIFIER SUMMARY

*	QC result is outside of established limits.
†	Wide recovery limits established for difficult compound.
‡	Wide RPD limits established for difficult compound.
#	Data exceeded client recommended or regulatory level
ND	Not Detected
RL	Reporting Limit is at the level of quantitation (LOQ)
DL	Detection Limit is the lower limit of detection determined by the MDL study
MCL	Maximum Contaminant Level
	Percent recoveries and relative percent differences (RPDs) are determined by the software using values in the calculation which have not been rounded.
	No results have been blank subtracted unless specified in the case narrative section.
P-02	Sample RPD between primary and confirmatory analysis exceeded 40%. Per EPA method 8000, the lower value was reported due to obvious chromatographic interference on the column with the higher result.
R-01	Duplicate RPD is outside of control limits. Reduced precision is anticipated for reported result.
S-01	The surrogate recovery for this sample is not available due to sample dilution below the surrogate reporting limit required from high analyte concentration and/or matrix interferences.

con-test®
A Pace Analytical® Laboratory

39 Spruce Street * East Longmeadow, MA 01028 * FAX 413/525-6405 * TEL. 413/525-2332

CERTIFICATIONS

Certified Analyses included in this Report

Analyte	Certifications
SW-846 8082A in Soil	
Aroclor-1016	CT,NH,NY,ME,NC,VA,PA
Aroclor-1016 [2C]	CT,NH,NY,ME,NC,VA,PA
Aroclor-1221	CT,NH,NY,ME,NC,VA,PA
Aroclor-1221 [2C]	CT,NH,NY,ME,NC,VA,PA
Aroclor-1232	CT,NH,NY,ME,NC,VA,PA
Aroclor-1232 [2C]	CT,NH,NY,ME,NC,VA,PA
Aroclor-1242	CT,NH,NY,ME,NC,VA,PA
Aroclor-1242 [2C]	CT,NH,NY,ME,NC,VA,PA
Aroclor-1248	CT,NH,NY,ME,NC,VA,PA
Aroclor-1248 [2C]	CT,NH,NY,ME,NC,VA,PA
Aroclor-1254	CT,NH,NY,ME,NC,VA,PA
Aroclor-1254 [2C]	CT,NH,NY,ME,NC,VA,PA
Aroclor-1260	CT,NH,NY,ME,NC,VA,PA
Aroclor-1260 [2C]	CT,NH,NY,ME,NC,VA,PA
Aroclor-1262	NY,NC,VA,PA
Aroclor-1262 [2C]	NY,NC,VA,PA
Aroclor-1268	NY,NC,VA,PA
Aroclor-1268 [2C]	NY,NC,VA,PA

Con-Test, a Pace Environmental Laboratory, operates under the following certifications and accreditations:

Code	Description	Number	Expires
AIHA	AIHA-LAP, LLC - ISO17025:2017	100033	03/1/2022
MA	Massachusetts DEP	M-MA100	06/30/2021
CT	Connecticut Department of Publilc Health	PH-0165	12/31/2022
NY	New York State Department of Health	10899 NELAP	04/1/2022
NH-S	New Hampshire Environmental Lab	2516 NELAP	02/5/2022
RI	Rhode Island Department of Health	LAO00112	12/30/2021
NC	North Carolina Div. of Water Quality	652	12/31/2021
NJ	New Jersey DEP	MA007 NELAP	06/30/2021
FL	Florida Department of Health	E871027 NELAP	06/30/2021
VT	Vermont Department of Health Lead Laboratory	LL720741	07/30/2021
ME	State of Maine	MA00100	06/9/2021
VA	Commonwealth of Virginia	460217	12/14/2021
NH-P	New Hampshire Environmental Lab	2557 NELAP	09/6/2021
VT-DW	Vermont Department of Health Drinking Water	VT-255716	06/12/2021
NC-DW	North Carolina Department of Health	25703	07/31/2021
PA	Commonwealth of Pennsylvania DEP	68-05812	06/30/2021
MI	Dept. of Env, Great Lakes, and Energy	9100	09/6/2021

21C 1114

con-test ANALYTICAL LABORATORY

Phone: 413-525-2332
Fax: 413-525-6405
Email: info@contestlabs.com

http://www.contestlabs.com

CHAIN OF CUSTODY RECORD

39 Spruce Street
East Longmeadow, MA 01028

Doc # 381 Rev 2_06262019

Page 1 of 2

Company Name: Weston & Sampson
Address: Rocky Hill, CT
Phone: 800 Sampson
Project Name: Eversource - Durham EB
Project Location: Durham, CT
Project Number:
Project Manager: Jeff Willson
Con-Test Quote Name/Number:
Invoice Recipient: Jeff Willson
Sampled By: Chris Berthiaume

Requested Turnaround Time: 7-Day [X] 10-Day [ ] PFAS 10-Day (std) [ ] Due Date:
Rush-Approval Required: 1-Day [ ] 3-Day [ ] 2-Day [ ] 4-Day [ ]
Dissolved Metals Samples: [ ] Field Filtered [ ] Lab to Filter
Orthophosphate Samples: [ ] Field Filtered [ ] Lab to Filter
Data Delivery: Format: PDF [X] EXCEL [X]
Other: EnviroData
CLP Like Data Pkg Required: [ ]
Email To: willsonJ@wseinc.com
Fax To #:

ANALYSIS REQUESTED

Con-Test Work Order#	Client Sample ID / Description	Beginning Date/Time	Ending Date/Time	COMP/GRAB	Matrix Code	Conc Code	VIALS	GLASS	PLASTIC	BACTERIA	ENCORE	PCBs w/ SOX	HOLD
1	SD-1N (0-6)	3/19/21	1600	G	S	U		2				X	
	SD-1N (12-18)		1605					2					X
2	SD-1C (12-18)		1610					1				X	
3	SD-1S (0-6)		1615					2				X	
	SD-1S (12-18)		1620					2					X
4	OF-1N (0-6)		1625					2				X	
	OF-1N (12-18)		1630					2					X
5	OF-1C ~~(0-6)~~ (12-18)		1635					1				X	
6	OF-1S (0-6)		1640					2				X	
	OF-1S (12-18)		1645					2					X

Relinquished by: (signature) Date/Time:
Received by: (signature) Date/Time: 3/22/21 1705
Relinquished by: (signature) Date/Time: 3/22/21 1635
Received by: (signature) Date/Time: 3/22/21 1825
Relinquished by: (signature) Date/Time:
Received by: (signature) Date/Time:
Relinquished by: (signature) Date/Time:
Received by: (signature) Date/Time:

Client Comments: Eversource project - ES rates
no sales tax

Detection Limit Requirements: MA: ; GW: 0.004 mg/kg; Other:

Special Requirements: [ ] MA MCP Required; [ ] MCP Certification Form Required; [X] CT RCP Required; [ ] RCP Certification Form Required; [ ] Soil data DW Required; PWSID #

Please use the following codes to indicate possible sample concentration within the Conc Code column above:
H - High; M - Medium; L - Low; C - Clean; U - Unknown

NELAC and AIHA-LAP, LLC Accredited

Project Entity: Government [ ] Federal [ ] City [ ] Municipality [ ] 21 J [ ] Brownfield [ ] MWRA [ ] School [ ] MBTA [ ] WRTA [ ]

Other: [ ] Chromatogram [ ] AIHA-LAP,LLC

PCB ONLY: [X] Soxhlet [ ] Non Soxhlet

[1] Matrix Codes:
GW = Ground Water
WW = Waste Water
DW = Drinking Water
A = Air
S = Soil
SL = Sludge
SOL = Solid
O = Other (please define)

[2] Preservation Codes:
I = Iced
H = HCL
M = Methanol
N = Nitric Acid
S = Sulfuric Acid
B = Sodium Bisulfate
X = Sodium Hydroxide
T = Sodium Thiosulfate
O = Other (please define)

[2] Preservation Code

Courier Use Only
Total Number Of:
VIALS
GLASS 18
PLASTIC
BACTERIA
ENCORE

Glassware in the fridge? Y / N
Glassware in freezer? Y / N
Prepackaged Cooler? Y / N
*Contest is not responsible for missing samples from prepacked coolers

Comments:
Samples on hold on
wo#21C1115 3/23/21 mmk

Disclaimer: Con-Test Labs is not responsible for any omitted information on the Chain of Custody. The Chain of Custody is a legal document that must be complete and accurate and is used to determine wha analyses the laboratory will perform. Any missing information is not the laboratory's responsibility. Cor Test values your partnership on each project and will try to assist with missing information, but will not l held accountable.

Table of Contents

2101114

con-test ANALYTICAL LABORATORY

http://www.contestlabs.com

Doc # 381 Rev 2_06262019

CHAIN OF CUSTODY RECORD

39 Spruce Street
East Longmeadow, MA 01028

Phone: 413-525-2332
Fax: 413-525-6405
Email: info@contestlabs.com

Page 2 of 2

Company Name:	Weston & Sampson
Address:	Rocky Hill, CT
Phone:	800-SAMPSON
Project Name:	Eversource - Durham ER
Project Location:	Durham, CT
Project Number:	
Project Manager:	Jeff Willson
Con-Test Quote Name/Number:	
Invoice Recipient:	Jeff Willson
Sampled By:	Chris Berthiaume

Requested Turnaround Time
7-Day [X] 10-Day [ ]
PFAS 10-Day (std) [ ] Due Date:

Rush Approval Required
1-Day [ ] 3-Day [ ]
2-Day [ ] 4-Day [ ]

Dissolved Metals Sample
○ Field Filtered
○ Lab to Filter

Orthophosphate Sample
○ Field Filtered
○ Lab to Filter

Data Delivery
Format: PDF [X] EXCEL [X]
Other: EnviroData
CLP Like Data Pkg Required: [ ]
Email To: Willson JC wsginc.com
Fax To #:

ANALYSIS REQUESTED

Con-Test Work Order#	Client Sample ID / Description	Beginning Date/Time	Ending Date/Time	COMP/GRAB	[1]Matrix Code	Conc Code	VIALS	GLASS	PLASTIC	BACTERIA	ENCORE	PCBs w/ SOX		HOLD								
7	OF-2N (0-6)	3/19/21	1650	G	S	U		CB 1				X		I								
	OF-2N (12-18)		1655					CB 1						X								
8	OF-2C (24-30)		1700					1				X										
9	OF-2S (0-6)		1705					2				X										
	OF-2S (12-18)		1710					2						X								
10	OF-3E (0-6)		1715					CB 1				X										
	OF-3E (12-18)		1720					CB 1						X								
11	OF-3C (30-36)		1725					1				X										
12	OF-3W (0-6)		1730					CB 1				X										
	OF-3W (12-18)		1735					CB 1						X								

Courier Use Only
Total Number Of:
VIALS
GLASS 12
PLASTIC
BACTERIA
ENCORE

Glassware in the fridge? Y / N
Glassware in freezer? Y / N
Prepackaged Cooler? Y / N
*Contest is not responsible for missing samples from prepacked coolers

[1] **Matrix Codes:**
GW = Ground Water
WW = Waste Water
DW = Drinking Water
A = Air
S = Soil
SL = Sludge
SOL = Solid
O = Other (please define)

[2] **Preservation Codes:**
I = Iced
H = HCL
M = Methanol
N = Nitric Acid
S = Sulfuric Acid
B = Sodium Bisulfate
X = Sodium Hydroxide
T = Sodium Thiosulfate
O = Other (please define)

Relinquished by: (signature)	Date/Time:
Received by: (signature)	Date/Time: 3/22/21 1:05
Relinquished by: (signature)	Date/Time: 3/22/21 6:35
Received by: (signature)	Date/Time: 3/22/21 1855
Relinquished by: (signature)	Date/Time:
Received by: (signature)	Date/Time:
Relinquished by: (signature)	Date/Time:
Received by: (signature)	Date/Time:

Client Comments: Eversource project - ES rates
no sales tax

Detection Limit Requirements
MA
CT ~~RCP~~ CB
0.004 mg/kg
Other

Special Requirements
MA MCP Required [ ]
CT RCP Required [X]
PWSID #

Please use the following codes to indicate possible sample concentration within the Conc Code column above:
H - High; M - Medium; L - Low; C - Clean; U - Unknown

NELAC and AIHA-LAP, LLC Accredited

Project Entity
Government [ ] Municipality [ ] MWRA [ ] WRTA [ ]
Federal [ ] 21 J [ ] School [ ]
City [ ] Brownfield [ ] MBTA [ ]

Other
[ ] Chromatogram
[ ] AIHA-LAP,LLC

PCB ONLY
[X] Soxhlet
[ ] Non Soxhlet

Comments:

Disclaimer: Con-Test Labs is not responsible for any omitted information on the Chain of Custody. The Chain of Custody is a legal document that must be complete and accurate and is used to determine wha analyses the laboratory will perform. Any missing information is not the laboratory's responsibility. Cor Test values your partnership on each project and will try to assist with missing information, but will not held accountable.

Table of Contents

I Have Not Confirmed Sample Container Numbers With Lab Staff Before Relinquishing Over Samples_____

con-test® ANALYTICAL LABORATORY

Doc# 277 Rev 5 2017

Login Sample Receipt Checklist - (Rejection Criteria Listing - Using Acceptance Policy) Any False Statement will be brought to the attention of the Client - State True or False

Client WES

Received By _____ Date 3/22/21 Time 1835

How were the samples received? In Cooler T No Cooler _____ On Ice T No Ice _____

Direct from Sampling _____ Ambient _____ Melted Ice _____

Were samples within Temperature? 2-6°C T By Gun # 2 Actual Temp - 3.4

By Blank # _____ Actual Temp - _____

Was Custody Seal Intact? n/a Were Samples Tampered with? n/a

Was COC Relinquished ? T Does Chain Agree With Samples? T

Are there broken/leaking/loose caps on any samples? F

Is COC in ink/ Legible? T Were samples received within holding time? T

Did COC include all pertinent Information? Client T Analysis T Sampler Name T

Project T ID's T Collection Dates/Times T

Are Sample labels filled out and legible? T

Are there Lab to Filters? F Who was notified? _____

Are there Rushes? F Who was notified? _____

Are there Short Holds? F Who was notified? _____

Is there enough Volume? T

Is there Headspace where applicable? n/a MS/MSD? F

Proper Media/Containers Used? T Is splitting samples required? F

Were trip blanks received? F On COC? F

Do all samples have the proper pH? Acid n/a Base n/a

Vials	#	Containers:	#		#		#
Unp-		1 Liter Amb.		1 Liter Plastic		16 oz Amb.	
HCL-		500 mL Amb.		500 mL Plastic		8oz Amb/Clear	2
Meoh-		250 mL Amb.		250 mL Plastic		4oz Amb/Clear	2/8
Bisulfate-		Flashpoint		Col./Bacteria		2oz Amb/Clear	
DI-		Other Glass		Other Plastic		Encore	
Thiosulfate-		SOC Kit		Plastic Bag		Frozen:	
Sulfuric-		Perchlorate		Ziplock			

Unused Media

Vials	#	Containers:	#		#		#
Unp-		1 Liter Amb.		1 Liter Plastic		16 oz Amb.	
HCL-		500 mL Amb.		500 mL Plastic		8oz Amb/Clear	
Meoh-		250 mL Amb.		250 mL Plastic		4oz Amb/Clear	
Bisulfate-		Col./Bacteria		Flashpoint		2oz Amb/Clear	
DI-		Other Plastic		Other Glass		Encore	
Thiosulfate-		SOC Kit		Plastic Bag		Frozen:	
Sulfuric-		Perchlorate		Ziplock			

Comments:

REASONABLE CONFIDENCE PROTOCOL
LABORATORY ANALYSIS QA/QC CERTIFICATION FORM

Laboratory Name: Con-Test, a Pace Analytical Laboratory

Client: Weston & Sampson

Project Location: Durham, CT

Project Number: 21C1114

Laboratory Sample ID(s):

21C1114-01 thru 21C1114-12

Sample Date(s):

03/19/2021

List RCP Methods Used:

SW-846 8082A

1	For each analytical method referenced in this laboratory report package, were all specified QA/QC performance criteria followed, including the requirement to explain any criteria falling outside of acceptable guidelines, as specified in the CTDEP method-specific Reasonable Confidence Protocol documents?	☑ Yes ☐ No
1A	Were the method specified preservation and holding time requirements met?	☑ Yes ☐ No
1B	VPH and EPH Methods only: Was the VPH and EPH method conducted without significant modifications (see Section 11.3 of respective RCP methods)?	☐ Yes ☐ No ☑ N/A
2	Were all samples received by the laboratory in a condition consistent with that described on the associated chain-of-custody document(s)?	☑ Yes ☐ No
3	Were samples received at an appropriate temperature (< 6 degrees C.)?	☑ Yes ☐ No ☐ N/A
4	Were all QA/QC performance criteria specified in the CTDEP Reasonable Confidence Protocol documents achieved?	☐ Yes ☑ No
5A	Were reporting limits specified or referenced on the chain-of-custody?	☑ Yes ☐ No
5B	Were these reporting limits met?	☐ Yes ☑ No
6	For each analytical method referenced in this laboratory report package, were results reported for all constituents identified in the method-specific analyte lists presented in the Reasonable Confidence Protocol documents?	☑ Yes ☐ No
7	Are project-specific matrix spikes and laboratory duplicates included in this data set?	☑ Yes ☐ No

Notes: For all questions to which the response was "No" (with the exception of question #7), additional information must be provided in an attached narrative. If the answer to question #1, #1A, or #1B is "No", the data package does not meet the requirements for "Reasonable Confidence."
This form may not be altered and all questions must be answered.

Lisa A. Worthington

I, the undersigned, attest under the pains and penalties of perjury that, to the best of my knowledge and belief and based upon my personal inquiry of those responsible for providing the information contained in this analytical report, such information is accurate and complete.

Authorized Signature: Lisa Worthington **Position:** Technical Representative

Printed Name: Lisa A. Worthington **Date:** 04/08/21

Name of Laboratory: Con-Test, a Pace Analytical Laboratory

This certification form is to be used for RCP methods only.

con-test®
A Pace Analytical® Laboratory

39 Spruce Street * East Longmeadow, MA 01028 * FAX 413/525-6405 * TEL. 413/525-2332

April 9, 2021

Jeff Willson
Weston & Sampson
712 Brook Street, Suite 103
Rocky Hill, CT 06067

Project Location: Durham, CT
Client Job Number:
Project Number: [none]
Laboratory Work Order Number: 21C1116

Enclosed are results of analyses for samples received by the laboratory on March 22, 2021. If you have any questions concerning this report, please feel free to contact me.

Sincerely,



Michelle M. Koch
Project Manager

Table of Contents

Sample Summary 4

Case Narrative 6

Sample Results 7

21C1116-01 7

21C1116-02 9

21C1116-04 11

21C1116-05 13

21C1116-06 15

21C1116-07 17

21C1116-08 19

21C1116-09 21

21C1116-10 23

21C1116-11 25

21C1116-12 27

21C1116-13 29

21C1116-14 31

21C1116-15 33

21C1116-16 35

21C1116-17 37

21C1116-18 39

21C1116-19 41

21C1116-20 43

Sample Preparation Information 45

QC Data 47

Polychlorinated Biphenyls with 3540 Soxhlet Extraction 47

Table of Contents (continued)

B278710 47
B278938 48
B279616 49
Conventional Chemistry Parameters by EPA/APHA/SW-846 Methods (Total) 51
B278837 51
B278949 51
Dual Column RPD Report 52
Flag/Qualifier Summary 81
Certifications 82
Chain of Custody/Sample Receipt 83

con-test®
A Pace Analytical® Laboratory

39 Spruce Street * East Longmeadow, MA 01028 * FAX 413/525-6405 * TEL. 413/525-2332

Weston & Sampson
712 Brook Street, Suite 103
Rocky Hill, CT 06067
ATTN: Jeff Willson

REPORT DATE: 4/9/2021

PURCHASE ORDER NUMBER:

PROJECT NUMBER: [none]

ANALYTICAL SUMMARY

WORK ORDER NUMBER: 21C1116

The results of analyses performed on the following samples submitted to CON-TEST, a Pace Analytical Laboratory, are found in this report.

PROJECT LOCATION: Durham, CT

FIELD SAMPLE #	LAB ID:	MATRIX	SAMPLE DESCRIPTION	TEST	SUB LAB
Reoccupy T4E (6-12)	21C1116-01	Soil		SM 2540G	
				SW 846 9060A	
				SW-846 8082A	
T4-1E (0-6)	21C1116-02	Soil		SM 2540G	
				SW 846 9060A	
				SW-846 8082A	
T4-1W (0-6)	21C1116-04	Soil		SM 2540G	
				SW 846 9060A	
				SW-846 8082A	
T4-2E (0-6)	21C1116-05	Soil		SM 2540G	
				SW 846 9060A	
				SW-846 8082A	
T4-2C (0-6)	21C1116-06	Soil		SM 2540G	
				SW 846 9060A	
				SW-846 8082A	
T4-2W (0-6)	21C1116-07	Soil		SM 2540G	
				SW 846 9060A	
				SW-846 8082A	
T4-2W (6-12)	21C1116-08	Soil		SM 2540G	
				SW 846 9060A	
				SW-846 8082A	
T5-1E (0-6)	21C1116-09	Soil		SM 2540G	
				SW 846 9060A	
				SW-846 8082A	
T5-1C (0-6)	21C1116-10	Soil		SM 2540G	
				SW 846 9060A	
				SW-846 8082A	
T5-1W (0-6)	21C1116-11	Soil		SM 2540G	
				SW 846 9060A	
				SW-846 8082A	
T5-2E (0-6)	21C1116-12	Soil		SM 2540G	
				SW 846 9060A	
				SW-846 8082A	
T5-2C (0-6)	21C1116-13	Soil		SM 2540G	
				SW 846 9060A	
				SW-846 8082A	
T5-2W (0-6)	21C1116-14	Soil		SM 2540G	
				SW 846 9060A	
				SW-846 8082A	

con-test®
A Pace Analytical® Laboratory

39 Spruce Street * East Longmeadow, MA 01028 * FAX 413/525-6405 * TEL. 413/525-2332

Weston & Sampson
712 Brook Street, Suite 103
Rocky Hill, CT 06067
ATTN: Jeff Willson

REPORT DATE: 4/9/2021

PURCHASE ORDER NUMBER:

PROJECT NUMBER: [none]

ANALYTICAL SUMMARY

WORK ORDER NUMBER: 21C1116

The results of analyses performed on the following samples submitted to CON-TEST, a Pace Analytical Laboratory, are found in this report.

PROJECT LOCATION: Durham, CT

FIELD SAMPLE #	LAB ID:	MATRIX	SAMPLE DESCRIPTION	TEST	SUB LAB
T6-1E (0-6)	21C1116-15	Soil		SM 2540G	
				SW 846 9060A	
				SW-846 8082A	
T6-1C (0-6)	21C1116-16	Soil		SM 2540G	
				SW 846 9060A	
				SW-846 8082A	
T6-1W (0-6)	21C1116-17	Soil		SM 2540G	
				SW 846 9060A	
				SW-846 8082A	
T7-1E (0-6)	21C1116-18	Soil		SM 2540G	
				SW 846 9060A	
				SW-846 8082A	
T7-1C (0-6)	21C1116-19	Soil		SM 2540G	
				SW 846 9060A	
				SW-846 8082A	
T7-1W (0-6)	21C1116-20	Soil		SM 2540G	
				SW 846 9060A	
				SW-846 8082A	

con-test®
A Pace Analytical® Laboratory

39 Spruce Street * East Longmeadow, MA 01028 * FAX 413/525-6405 * TEL. 413/525-2332

CASE NARRATIVE SUMMARY

All reported results are within defined laboratory quality control objectives unless listed below or otherwise qualified in this report.

SW 846 9060A

Qualifications:

MS-07

Matrix spike recovery is outside of control limits. Analysis is in control based on laboratory fortified blank recovery.Possibility of sample matrix effects that lead to low bias for reported result or non-homogeneous sample aliquot cannot be eliminated.

Analyte & Samples(s) Qualified:

Total Organic Carbon

21C1116-08[T4-2W (6-12)], B278837-MS1, B278837-MSD1

MS-07A

Matrix spike and spike duplicate recovery is outside of control limits. Analysis is in control based on laboratory fortified blank recovery. Possibility of matrix effects that lead to low bias or non-homogeneous sample aliquot cannot be eliminated.

Analyte & Samples(s) Qualified:

Total Organic Carbon

21C1116-11[T5-1W (0-6)], B278949-MS1, B278949-MSD1

SW-846 8082A

Qualifications:

P-02

Sample RPD between primary and confirmatory analysis exceeded 40%. Per EPA method 8000, the lower value was reported due to obvious chromatographic interference on the column with the higher result.

Analyte & Samples(s) Qualified:

Aroclor-1254

21C1116-11[T5-1W (0-6)], 21C1116-19[T7-1C (0-6)], 21C1116-20[T7-1W (0-6)]

The results of analyses reported only relate to samples submitted to Con-Test, a Pace Analytical Laboratory, for testing.
I certify that the analyses listed above, unless specifically listed as subcontracted, if any, were performed under my direction according to the approved methodologies listed in this document, and that based upon my inquiry of those individuals immediately responsible for obtaining the information, the material contained in this report is, to the best of my knowledge and belief, accurate and complete.

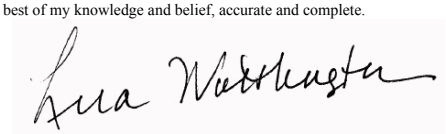

Lisa A. Worthington
Technical Representative

con-test®
A Pace Analytical® Laboratory
39 Spruce Street * East Longmeadow, MA 01028 * FAX 413/525-6405 * TEL. 413/525-2332

Project Location: Durham, CT | Sample Description: | Work Order: 21C1116

Date Received: 3/22/2021

Field Sample #: Reoccupy T4E (6-12) | Sampled: 3/19/2021 15:10

Sample ID: 21C1116-01

Sample Matrix: Soil

Polychlorinated Biphenyls with 3540 Soxhlet Extraction

Analyte	Results	RL	Units	Dilution	Flag/Qual	Method	Date Prepared	Date/Time Analyzed	Analyst
Aroclor-1016 [1]	ND	0.0025	mg/Kg dry	1		SW-846 8082A	3/24/21	4/8/21 1:23	SFM
Aroclor-1221 [1]	ND	0.0025	mg/Kg dry	1		SW-846 8082A	3/24/21	4/8/21 1:23	SFM
Aroclor-1232 [1]	ND	0.0025	mg/Kg dry	1		SW-846 8082A	3/24/21	4/8/21 1:23	SFM
Aroclor-1242 [1]	ND	0.0025	mg/Kg dry	1		SW-846 8082A	3/24/21	4/8/21 1:23	SFM
Aroclor-1248 [1]	ND	0.0025	mg/Kg dry	1		SW-846 8082A	3/24/21	4/8/21 1:23	SFM
Aroclor-1254 [2]	0.026	0.0025	mg/Kg dry	1		SW-846 8082A	3/24/21	4/8/21 1:23	SFM
Aroclor-1260 [2]	0.011	0.0025	mg/Kg dry	1		SW-846 8082A	3/24/21	4/8/21 1:23	SFM
Aroclor-1262 [1]	ND	0.0025	mg/Kg dry	1		SW-846 8082A	3/24/21	4/8/21 1:23	SFM
Aroclor-1268 [1]	ND	0.0025	mg/Kg dry	1		SW-846 8082A	3/24/21	4/8/21 1:23	SFM

Surrogates	% Recovery	Recovery Limits	Flag/Qual				
Decachlorobiphenyl [1]	98.8	30-150				4/8/21 1:23	
Decachlorobiphenyl [2]	75.3	30-150				4/8/21 1:23	
Tetrachloro-m-xylene [1]	89.7	30-150				4/8/21 1:23	
Tetrachloro-m-xylene [2]	69.2	30-150				4/8/21 1:23	

con-test®
A Pace Analytical® Laboratory
39 Spruce Street * East Longmeadow, MA 01028 * FAX 413/525-6405 * TEL. 413/525-2332

Project Location: Durham, CT
Sample Description:
Work Order: 21C1116

Date Received: 3/22/2021

Field Sample #: Reoccupy T4E (6-12)
Sampled: 3/19/2021 15:10

Sample ID: 21C1116-01

Sample Matrix: Soil

Conventional Chemistry Parameters by EPA/APHA/SW-846 Methods (Total)

Analyte	Results	RL	Units	Dilution	Flag/Qual	Method	Date Prepared	Date/Time Analyzed	Analyst
% Solids	79.0		% Wt	1		SM 2540G	3/23/21	3/24/21 9:05	JS
Total Organic Carbon	7600	100	mg/Kg	1		SW 846 9060A	3/26/21	3/26/21 15:42	DJM

con-test®
A Pace Analytical® Laboratory
39 Spruce Street * East Longmeadow, MA 01028 * FAX 413/525-6405 * TEL. 413/525-2332

Project Location: Durham, CT | Sample Description: | Work Order: 21C1116

Date Received: 3/22/2021

Field Sample #: T4-1E (0-6) | Sampled: 3/19/2021 14:40

Sample ID: 21C1116-02

Sample Matrix: Soil

Polychlorinated Biphenyls with 3540 Soxhlet Extraction

Analyte	Results	RL	Units	Dilution	Flag/Qual	Method	Date Prepared	Date/Time Analyzed	Analyst
Aroclor-1016 [1]	ND	0.0029	mg/Kg dry	1		SW-846 8082A	3/24/21	4/8/21 1:41	SFM
Aroclor-1221 [1]	ND	0.0029	mg/Kg dry	1		SW-846 8082A	3/24/21	4/8/21 1:41	SFM
Aroclor-1232 [1]	ND	0.0029	mg/Kg dry	1		SW-846 8082A	3/24/21	4/8/21 1:41	SFM
Aroclor-1242 [1]	ND	0.0029	mg/Kg dry	1		SW-846 8082A	3/24/21	4/8/21 1:41	SFM
Aroclor-1248 [1]	ND	0.0029	mg/Kg dry	1		SW-846 8082A	3/24/21	4/8/21 1:41	SFM
Aroclor-1254 [2]	0.023	0.0029	mg/Kg dry	1		SW-846 8082A	3/24/21	4/8/21 1:41	SFM
Aroclor-1260 [1]	0.0038	0.0029	mg/Kg dry	1		SW-846 8082A	3/24/21	4/8/21 1:41	SFM
Aroclor-1262 [1]	ND	0.0029	mg/Kg dry	1		SW-846 8082A	3/24/21	4/8/21 1:41	SFM
Aroclor-1268 [1]	ND	0.0029	mg/Kg dry	1		SW-846 8082A	3/24/21	4/8/21 1:41	SFM

Surrogates	% Recovery	Recovery Limits	Flag/Qual	
Decachlorobiphenyl [1]	98.4	30-150		4/8/21 1:41
Decachlorobiphenyl [2]	75.8	30-150		4/8/21 1:41
Tetrachloro-m-xylene [1]	92.5	30-150		4/8/21 1:41
Tetrachloro-m-xylene [2]	70.7	30-150		4/8/21 1:41

con-test®
A Pace Analytical® Laboratory
39 Spruce Street * East Longmeadow, MA 01028 * FAX 413/525-6405 * TEL. 413/525-2332

Project Location: Durham, CT | Sample Description: | Work Order: 21C1116

Date Received: 3/22/2021

Field Sample #: T4-1E (0-6) | Sampled: 3/19/2021 14:40

Sample ID: 21C1116-02

Sample Matrix: Soil

Conventional Chemistry Parameters by EPA/APHA/SW-846 Methods (Total)

Analyte	Results	RL	Units	Dilution	Flag/Qual	Method	Date Prepared	Date/Time Analyzed	Analyst
% Solids	69.8		% Wt	1		SM 2540G	3/23/21	3/24/21 9:05	JS
Total Organic Carbon	22000	100	mg/Kg	1		SW 846 9060A	3/26/21	3/26/21 15:57	DJM

con-test®
A Pace Analytical® Laboratory
39 Spruce Street * East Longmeadow, MA 01028 * FAX 413/525-6405 * TEL. 413/525-2332

Project Location: Durham, CT
Sample Description:
Work Order: 21C1116
Date Received: 3/22/2021
Field Sample #: T4-1W (0-6)
Sampled: 3/19/2021 15:00
Sample ID: 21C1116-04
Sample Matrix: Soil

Polychlorinated Biphenyls with 3540 Soxhlet Extraction

Analyte	Results	RL	Units	Dilution	Flag/Qual	Method	Date Prepared	Date/Time Analyzed	Analyst
Aroclor-1016 [1]	ND	0.13	mg/Kg dry	4		SW-846 8082A	3/27/21	3/29/21 14:22	JMB
Aroclor-1221 [1]	ND	0.13	mg/Kg dry	4		SW-846 8082A	3/27/21	3/29/21 14:22	JMB
Aroclor-1232 [1]	ND	0.13	mg/Kg dry	4		SW-846 8082A	3/27/21	3/29/21 14:22	JMB
Aroclor-1242 [1]	ND	0.13	mg/Kg dry	4		SW-846 8082A	3/27/21	3/29/21 14:22	JMB
Aroclor-1248 [1]	ND	0.13	mg/Kg dry	4		SW-846 8082A	3/27/21	3/29/21 14:22	JMB
Aroclor-1254 [1]	0.50	0.13	mg/Kg dry	4		SW-846 8082A	3/27/21	3/29/21 14:22	JMB
Aroclor-1260 [1]	ND	0.13	mg/Kg dry	4		SW-846 8082A	3/27/21	3/29/21 14:22	JMB
Aroclor-1262 [1]	ND	0.13	mg/Kg dry	4		SW-846 8082A	3/27/21	3/29/21 14:22	JMB
Aroclor-1268 [1]	ND	0.13	mg/Kg dry	4		SW-846 8082A	3/27/21	3/29/21 14:22	JMB

Surrogates	% Recovery	Recovery Limits	Flag/Qual	
Decachlorobiphenyl [1]	77.3	30-150		3/29/21 14:22
Decachlorobiphenyl [2]	68.9	30-150		3/29/21 14:22
Tetrachloro-m-xylene [1]	76.1	30-150		3/29/21 14:22
Tetrachloro-m-xylene [2]	73.0	30-150		3/29/21 14:22

con-test®
A Pace Analytical® Laboratory
39 Spruce Street * East Longmeadow, MA 01028 * FAX 413/525-6405 * TEL. 413/525-2332

Project Location: Durham, CT | Sample Description: | Work Order: 21C1116

Date Received: 3/22/2021

Field Sample #: T4-1W (0-6) | Sampled: 3/19/2021 15:00

Sample ID: 21C1116-04

Sample Matrix: Soil

Conventional Chemistry Parameters by EPA/APHA/SW-846 Methods (Total)

Analyte	Results	RL	Units	Dilution	Flag/Qual	Method	Date Prepared	Date/Time Analyzed	Analyst
% Solids	62.7		% Wt	1		SM 2540G	3/23/21	3/24/21 9:05	JS
Total Organic Carbon	36000	100	mg/Kg	1		SW 846 9060A	3/26/21	3/26/21 16:15	DJM

con-test®
A Pace Analytical® Laboratory
39 Spruce Street * East Longmeadow, MA 01028 * FAX 413/525-6405 * TEL. 413/525-2332

Project Location: Durham, CT | Sample Description: | Work Order: 21C1116

Date Received: 3/22/2021

Field Sample #: T4-2E (0-6) | Sampled: 3/19/2021 13:30

Sample ID: 21C1116-05

Sample Matrix: Soil

Polychlorinated Biphenyls with 3540 Soxhlet Extraction

Analyte	Results	RL	Units	Dilution	Flag/Qual	Method	Date Prepared	Date/Time Analyzed	Analyst
Aroclor-1016 [1]	ND	0.0025	mg/Kg dry	1		SW-846 8082A	3/27/21	4/6/21 23:24	TG
Aroclor-1221 [1]	ND	0.0025	mg/Kg dry	1		SW-846 8082A	3/27/21	4/6/21 23:24	TG
Aroclor-1232 [1]	ND	0.0025	mg/Kg dry	1		SW-846 8082A	3/27/21	4/6/21 23:24	TG
Aroclor-1242 [1]	ND	0.0025	mg/Kg dry	1		SW-846 8082A	3/27/21	4/6/21 23:24	TG
Aroclor-1248 [1]	ND	0.0025	mg/Kg dry	1		SW-846 8082A	3/27/21	4/6/21 23:24	TG
Aroclor-1254 [2]	0.028	0.0025	mg/Kg dry	1		SW-846 8082A	3/27/21	4/6/21 23:24	TG
Aroclor-1260 [1]	0.0069	0.0025	mg/Kg dry	1		SW-846 8082A	3/27/21	4/6/21 23:24	TG
Aroclor-1262 [1]	ND	0.0025	mg/Kg dry	1		SW-846 8082A	3/27/21	4/6/21 23:24	TG
Aroclor-1268 [1]	ND	0.0025	mg/Kg dry	1		SW-846 8082A	3/27/21	4/6/21 23:24	TG

Surrogates	% Recovery	Recovery Limits	Flag/Qual	
Decachlorobiphenyl [1]	91.6	30-150		4/6/21 23:24
Decachlorobiphenyl [2]	77.7	30-150		4/6/21 23:24
Tetrachloro-m-xylene [1]	92.5	30-150		4/6/21 23:24
Tetrachloro-m-xylene [2]	87.3	30-150		4/6/21 23:24

con-test®
A Pace Analytical® Laboratory
39 Spruce Street * East Longmeadow, MA 01028 * FAX 413/525-6405 * TEL. 413/525-2332

Project Location: Durham, CT | Sample Description: | Work Order: 21C1116

Date Received: 3/22/2021

Field Sample #: T4-2E (0-6) | Sampled: 3/19/2021 13:30

Sample ID: 21C1116-05

Sample Matrix: Soil

Conventional Chemistry Parameters by EPA/APHA/SW-846 Methods (Total)

Analyte	Results	RL	Units	Dilution	Flag/Qual	Method	Date Prepared	Date/Time Analyzed	Analyst
% Solids	79.3		% Wt	1		SM 2540G	3/23/21	3/24/21 9:05	JS
Total Organic Carbon	18000	100	mg/Kg	1		SW 846 9060A	3/26/21	3/26/21 16:33	DJM

con-test®
A Pace Analytical® Laboratory
39 Spruce Street * East Longmeadow, MA 01028 * FAX 413/525-6405 * TEL. 413/525-2332

Project Location: Durham, CT | Sample Description: | Work Order: 21C1116

Date Received: 3/22/2021

Field Sample #: T4-2C (0-6) | Sampled: 3/19/2021 13:20

Sample ID: 21C1116-06

Sample Matrix: Soil

Polychlorinated Biphenyls with 3540 Soxhlet Extraction

Analyte	Results	RL	Units	Dilution	Flag/Qual	Method	Date Prepared	Date/Time Analyzed	Analyst
Aroclor-1016 [1]	ND	0.0024	mg/Kg dry	1		SW-846 8082A	3/24/21	4/8/21 1:58	SFM
Aroclor-1221 [1]	ND	0.0024	mg/Kg dry	1		SW-846 8082A	3/24/21	4/8/21 1:58	SFM
Aroclor-1232 [1]	ND	0.0024	mg/Kg dry	1		SW-846 8082A	3/24/21	4/8/21 1:58	SFM
Aroclor-1242 [1]	ND	0.0024	mg/Kg dry	1		SW-846 8082A	3/24/21	4/8/21 1:58	SFM
Aroclor-1248 [1]	ND	0.0024	mg/Kg dry	1		SW-846 8082A	3/24/21	4/8/21 1:58	SFM
Aroclor-1254 [2]	0.014	0.0024	mg/Kg dry	1		SW-846 8082A	3/24/21	4/8/21 1:58	SFM
Aroclor-1260 [2]	0.0034	0.0024	mg/Kg dry	1		SW-846 8082A	3/24/21	4/8/21 1:58	SFM
Aroclor-1262 [1]	ND	0.0024	mg/Kg dry	1		SW-846 8082A	3/24/21	4/8/21 1:58	SFM
Aroclor-1268 [1]	ND	0.0024	mg/Kg dry	1		SW-846 8082A	3/24/21	4/8/21 1:58	SFM

Surrogates	% Recovery	Recovery Limits	Flag/Qual	
Decachlorobiphenyl [1]	81.3	30-150		4/8/21 1:58
Decachlorobiphenyl [2]	69.3	30-150		4/8/21 1:58
Tetrachloro-m-xylene [1]	69.1	30-150		4/8/21 1:58
Tetrachloro-m-xylene [2]	60.9	30-150		4/8/21 1:58

con-test®
A Pace Analytical® Laboratory
39 Spruce Street * East Longmeadow, MA 01028 * FAX 413/525-6405 * TEL. 413/525-2332

Project Location: Durham, CT | Sample Description: | Work Order: 21C1116

Date Received: 3/22/2021

Field Sample #: T4-2C (0-6) | Sampled: 3/19/2021 13:20

Sample ID: 21C1116-06

Sample Matrix: Soil

Conventional Chemistry Parameters by EPA/APHA/SW-846 Methods (Total)

Analyte	Results	RL	Units	Dilution	Flag/Qual	Method	Date Prepared	Date/Time Analyzed	Analyst
% Solids	81.6		% Wt	1		SM 2540G	3/23/21	3/24/21 9:05	JS
Total Organic Carbon	4900	100	mg/Kg	1		SW 846 9060A	3/26/21	3/26/21 17:00	DJM

con-test®
A Pace Analytical® Laboratory
39 Spruce Street * East Longmeadow, MA 01028 * FAX 413/525-6405 * TEL. 413/525-2332

Project Location: Durham, CT | Sample Description: | Work Order: 21C1116

Date Received: 3/22/2021

Field Sample #: T4-2W (0-6) | Sampled: 3/19/2021 13:10

Sample ID: 21C1116-07

Sample Matrix: Soil

Polychlorinated Biphenyls with 3540 Soxhlet Extraction

Analyte	Results	RL	Units	Dilution	Flag/Qual	Method	Date Prepared	Date/Time Analyzed	Analyst
Aroclor-1016 [1]	ND	0.11	mg/Kg dry	4		SW-846 8082A	3/27/21	3/29/21 14:58	JMB
Aroclor-1221 [1]	ND	0.11	mg/Kg dry	4		SW-846 8082A	3/27/21	3/29/21 14:58	JMB
Aroclor-1232 [1]	ND	0.11	mg/Kg dry	4		SW-846 8082A	3/27/21	3/29/21 14:58	JMB
Aroclor-1242 [1]	ND	0.11	mg/Kg dry	4		SW-846 8082A	3/27/21	3/29/21 14:58	JMB
Aroclor-1248 [1]	ND	0.11	mg/Kg dry	4		SW-846 8082A	3/27/21	3/29/21 14:58	JMB
Aroclor-1254 [1]	0.20	0.11	mg/Kg dry	4		SW-846 8082A	3/27/21	3/29/21 14:58	JMB
Aroclor-1260 [1]	ND	0.11	mg/Kg dry	4		SW-846 8082A	3/27/21	3/29/21 14:58	JMB
Aroclor-1262 [1]	ND	0.11	mg/Kg dry	4		SW-846 8082A	3/27/21	3/29/21 14:58	JMB
Aroclor-1268 [1]	ND	0.11	mg/Kg dry	4		SW-846 8082A	3/27/21	3/29/21 14:58	JMB

Surrogates	% Recovery	Recovery Limits	Flag/Qual	
Decachlorobiphenyl [1]	78.4	30-150		3/29/21 14:58
Decachlorobiphenyl [2]	69.4	30-150		3/29/21 14:58
Tetrachloro-m-xylene [1]	79.3	30-150		3/29/21 14:58
Tetrachloro-m-xylene [2]	76.8	30-150		3/29/21 14:58

con-test®
A Pace Analytical® Laboratory
39 Spruce Street * East Longmeadow, MA 01028 * FAX 413/525-6405 * TEL. 413/525-2332

Project Location: Durham, CT | Sample Description: | Work Order: 21C1116

Date Received: 3/22/2021

Field Sample #: T4-2W (0-6) | Sampled: 3/19/2021 13:10

Sample ID: 21C1116-07

Sample Matrix: Soil

Conventional Chemistry Parameters by EPA/APHA/SW-846 Methods (Total)

Analyte	Results	RL	Units	Dilution	Flag/Qual	Method	Date Prepared	Date/Time Analyzed	Analyst
% Solids	71.8		% Wt	1		SM 2540G	3/23/21	3/24/21 9:06	JS
Total Organic Carbon	17000	100	mg/Kg	1		SW 846 9060A	3/26/21	3/26/21 17:25	DJM

con-test®
A Pace Analytical® Laboratory
39 Spruce Street * East Longmeadow, MA 01028 * FAX 413/525-6405 * TEL. 413/525-2332

Project Location: Durham, CT | Sample Description: | Work Order: 21C1116

Date Received: 3/22/2021

Field Sample #: T4-2W (6-12) | Sampled: 3/19/2021 13:15

Sample ID: 21C1116-08

Sample Matrix: Soil

Polychlorinated Biphenyls with 3540 Soxhlet Extraction

Analyte	Results	RL	Units	Dilution	Flag/Qual	Method	Date Prepared	Date/Time Analyzed	Analyst
Aroclor-1016 [1]	ND	0.0026	mg/Kg dry	1		SW-846 8082A	3/24/21	4/8/21 2:15	SFM
Aroclor-1221 [1]	ND	0.0026	mg/Kg dry	1		SW-846 8082A	3/24/21	4/8/21 2:15	SFM
Aroclor-1232 [1]	ND	0.0026	mg/Kg dry	1		SW-846 8082A	3/24/21	4/8/21 2:15	SFM
Aroclor-1242 [1]	ND	0.0026	mg/Kg dry	1		SW-846 8082A	3/24/21	4/8/21 2:15	SFM
Aroclor-1248 [1]	ND	0.0026	mg/Kg dry	1		SW-846 8082A	3/24/21	4/8/21 2:15	SFM
Aroclor-1254 [2]	0.047	0.0026	mg/Kg dry	1		SW-846 8082A	3/24/21	4/8/21 2:15	SFM
Aroclor-1260 [1]	0.0066	0.0026	mg/Kg dry	1		SW-846 8082A	3/24/21	4/8/21 2:15	SFM
Aroclor-1262 [1]	ND	0.0026	mg/Kg dry	1		SW-846 8082A	3/24/21	4/8/21 2:15	SFM
Aroclor-1268 [1]	ND	0.0026	mg/Kg dry	1		SW-846 8082A	3/24/21	4/8/21 2:15	SFM

Surrogates	% Recovery	Recovery Limits	Flag/Qual					
Decachlorobiphenyl [1]	95.5	30-150					4/8/21 2:15	
Decachlorobiphenyl [2]	75.2	30-150					4/8/21 2:15	
Tetrachloro-m-xylene [1]	89.6	30-150					4/8/21 2:15	
Tetrachloro-m-xylene [2]	69.6	30-150					4/8/21 2:15	

con-test®
A Pace Analytical® Laboratory
39 Spruce Street * East Longmeadow, MA 01028 * FAX 413/525-6405 * TEL. 413/525-2332

Project Location: Durham, CT | Sample Description: | Work Order: 21C1116

Date Received: 3/22/2021

Field Sample #: T4-2W (6-12) | Sampled: 3/19/2021 13:15

Sample ID: 21C1116-08

Sample Matrix: Soil

Conventional Chemistry Parameters by EPA/APHA/SW-846 Methods (Total)

Analyte	Results	RL	Units	Dilution	Flag/Qual	Method	Date Prepared	Date/Time Analyzed	Analyst
% Solids	77.6		% Wt	1		SM 2540G	3/23/21	3/24/21 9:06	JS
Total Organic Carbon	5900	100	mg/Kg	1	MS-07	SW 846 9060A	3/26/21	3/26/21 17:46	DJM

con-test®
A Pace Analytical® Laboratory
39 Spruce Street * East Longmeadow, MA 01028 * FAX 413/525-6405 * TEL. 413/525-2332

Project Location: Durham, CT | Sample Description: | Work Order: 21C1116

Date Received: 3/22/2021

Field Sample #: T5-1E (0-6) | Sampled: 3/19/2021 10:50

Sample ID: 21C1116-09

Sample Matrix: Soil

Polychlorinated Biphenyls with 3540 Soxhlet Extraction

Analyte	Results	RL	Units	Dilution	Flag/Qual	Method	Date Prepared	Date/Time Analyzed	Analyst
Aroclor-1016 [1]	ND	0.0025	mg/Kg dry	1		SW-846 8082A	3/24/21	4/8/21 2:33	SFM
Aroclor-1221 [1]	ND	0.0025	mg/Kg dry	1		SW-846 8082A	3/24/21	4/8/21 2:33	SFM
Aroclor-1232 [1]	ND	0.0025	mg/Kg dry	1		SW-846 8082A	3/24/21	4/8/21 2:33	SFM
Aroclor-1242 [1]	ND	0.0025	mg/Kg dry	1		SW-846 8082A	3/24/21	4/8/21 2:33	SFM
Aroclor-1248 [1]	ND	0.0025	mg/Kg dry	1		SW-846 8082A	3/24/21	4/8/21 2:33	SFM
Aroclor-1254 [2]	0.020	0.0025	mg/Kg dry	1		SW-846 8082A	3/24/21	4/8/21 2:33	SFM
Aroclor-1260 [1]	0.0052	0.0025	mg/Kg dry	1		SW-846 8082A	3/24/21	4/8/21 2:33	SFM
Aroclor-1262 [1]	ND	0.0025	mg/Kg dry	1		SW-846 8082A	3/24/21	4/8/21 2:33	SFM
Aroclor-1268 [1]	ND	0.0025	mg/Kg dry	1		SW-846 8082A	3/24/21	4/8/21 2:33	SFM

Surrogates	% Recovery	Recovery Limits	Flag/Qual	
Decachlorobiphenyl [1]	96.6	30-150		4/8/21 2:33
Decachlorobiphenyl [2]	75.2	30-150		4/8/21 2:33
Tetrachloro-m-xylene [1]	94.5	30-150		4/8/21 2:33
Tetrachloro-m-xylene [2]	71.4	30-150		4/8/21 2:33

con-test®
A Pace Analytical® Laboratory
39 Spruce Street * East Longmeadow, MA 01028 * FAX 413/525-6405 * TEL. 413/525-2332

Project Location: Durham, CT | Sample Description: | Work Order: 21C1116

Date Received: 3/22/2021

Field Sample #: T5-1E (0-6) | Sampled: 3/19/2021 10:50

Sample ID: 21C1116-09

Sample Matrix: Soil

Conventional Chemistry Parameters by EPA/APHA/SW-846 Methods (Total)

Analyte	Results	RL	Units	Dilution	Flag/Qual	Method	Date Prepared	Date/Time Analyzed	Analyst
% Solids	78.8		% Wt	1		SM 2540G	3/23/21	3/24/21 9:06	JS
Total Organic Carbon	5500	100	mg/Kg	1		SW 846 9060A	3/26/21	3/26/21 21:01	DJM

con-test®
A Pace Analytical® Laboratory
39 Spruce Street * East Longmeadow, MA 01028 * FAX 413/525-6405 * TEL. 413/525-2332

Project Location: Durham, CT | Sample Description: | Work Order: 21C1116

Date Received: 3/22/2021

Field Sample #: T5-1C (0-6) | Sampled: 3/19/2021 11:00

Sample ID: 21C1116-10

Sample Matrix: Soil

Polychlorinated Biphenyls with 3540 Soxhlet Extraction

Analyte	Results	RL	Units	Dilution	Flag/Qual	Method	Date Prepared	Date/Time Analyzed	Analyst
Aroclor-1016 [1]	ND	0.0024	mg/Kg dry	1		SW-846 8082A	3/24/21	4/8/21 2:50	SFM
Aroclor-1221 [1]	ND	0.0024	mg/Kg dry	1		SW-846 8082A	3/24/21	4/8/21 2:50	SFM
Aroclor-1232 [1]	ND	0.0024	mg/Kg dry	1		SW-846 8082A	3/24/21	4/8/21 2:50	SFM
Aroclor-1242 [1]	ND	0.0024	mg/Kg dry	1		SW-846 8082A	3/24/21	4/8/21 2:50	SFM
Aroclor-1248 [1]	ND	0.0024	mg/Kg dry	1		SW-846 8082A	3/24/21	4/8/21 2:50	SFM
Aroclor-1254 [2]	0.018	0.0024	mg/Kg dry	1		SW-846 8082A	3/24/21	4/8/21 2:50	SFM
Aroclor-1260 [1]	0.0059	0.0024	mg/Kg dry	1		SW-846 8082A	3/24/21	4/8/21 2:50	SFM
Aroclor-1262 [1]	ND	0.0024	mg/Kg dry	1		SW-846 8082A	3/24/21	4/8/21 2:50	SFM
Aroclor-1268 [1]	ND	0.0024	mg/Kg dry	1		SW-846 8082A	3/24/21	4/8/21 2:50	SFM

Surrogates	% Recovery	Recovery Limits	Flag/Qual	
Decachlorobiphenyl [1]	95.9	30-150		4/8/21 2:50
Decachlorobiphenyl [2]	75.0	30-150		4/8/21 2:50
Tetrachloro-m-xylene [1]	92.1	30-150		4/8/21 2:50
Tetrachloro-m-xylene [2]	70.4	30-150		4/8/21 2:50

con-test®
A Pace Analytical® Laboratory
39 Spruce Street * East Longmeadow, MA 01028 * FAX 413/525-6405 * TEL. 413/525-2332

Project Location: Durham, CT | Sample Description: | Work Order: 21C1116

Date Received: 3/22/2021

Field Sample #: T5-1C (0-6) | Sampled: 3/19/2021 11:00

Sample ID: 21C1116-10

Sample Matrix: Soil

Conventional Chemistry Parameters by EPA/APHA/SW-846 Methods (Total)

Analyte	Results	RL	Units	Dilution	Flag/Qual	Method	Date Prepared	Date/Time Analyzed	Analyst
% Solids	81.2		% Wt	1		SM 2540G	3/23/21	3/24/21 9:06	JS
Total Organic Carbon	8100	100	mg/Kg	1		SW 846 9060A	3/26/21	3/26/21 21:21	DJM

con-test®
A Pace Analytical® Laboratory
39 Spruce Street * East Longmeadow, MA 01028 * FAX 413/525-6405 * TEL. 413/525-2332

Project Location: Durham, CT
Sample Description:
Work Order: 21C1116
Date Received: 3/22/2021
Field Sample #: T5-1W (0-6)
Sampled: 3/19/2021 11:10
Sample ID: 21C1116-11
Sample Matrix: Soil

Polychlorinated Biphenyls with 3540 Soxhlet Extraction

Analyte	Results	RL	Units	Dilution	Flag/Qual	Method	Date Prepared	Date/Time Analyzed	Analyst
Aroclor-1016 [1]	ND	0.0032	mg/Kg dry	1		SW-846 8082A	3/24/21	4/8/21 3:07	SFM
Aroclor-1221 [1]	ND	0.0032	mg/Kg dry	1		SW-846 8082A	3/24/21	4/8/21 3:07	SFM
Aroclor-1232 [1]	ND	0.0032	mg/Kg dry	1		SW-846 8082A	3/24/21	4/8/21 3:07	SFM
Aroclor-1242 [1]	ND	0.0032	mg/Kg dry	1		SW-846 8082A	3/24/21	4/8/21 3:07	SFM
Aroclor-1248 [1]	ND	0.0032	mg/Kg dry	1		SW-846 8082A	3/24/21	4/8/21 3:07	SFM
Aroclor-1254 [1]	0.023	0.0032	mg/Kg dry	1	P-02	SW-846 8082A	3/24/21	4/8/21 3:07	SFM
Aroclor-1260 [1]	0.010	0.0032	mg/Kg dry	1		SW-846 8082A	3/24/21	4/8/21 3:07	SFM
Aroclor-1262 [1]	ND	0.0032	mg/Kg dry	1		SW-846 8082A	3/24/21	4/8/21 3:07	SFM
Aroclor-1268 [1]	ND	0.0032	mg/Kg dry	1		SW-846 8082A	3/24/21	4/8/21 3:07	SFM

Surrogates	% Recovery	Recovery Limits	Flag/Qual	
Decachlorobiphenyl [1]	106	30-150		4/8/21 3:07
Decachlorobiphenyl [2]	80.0	30-150		4/8/21 3:07
Tetrachloro-m-xylene [1]	101	30-150		4/8/21 3:07
Tetrachloro-m-xylene [2]	74.5	30-150		4/8/21 3:07

con-test®
A Pace Analytical® Laboratory
39 Spruce Street * East Longmeadow, MA 01028 * FAX 413/525-6405 * TEL. 413/525-2332

Project Location: Durham, CT | Sample Description: | Work Order: 21C1116

Date Received: 3/22/2021

Field Sample #: T5-1W (0-6) | Sampled: 3/19/2021 11:10

Sample ID: 21C1116-11

Sample Matrix: Soil

Conventional Chemistry Parameters by EPA/APHA/SW-846 Methods (Total)

Analyte	Results	RL	Units	Dilution	Flag/Qual	Method	Date Prepared	Date/Time Analyzed	Analyst
% Solids	63.4		% Wt	1		SM 2540G	3/23/21	3/24/21 9:06	JS
Total Organic Carbon	19000	100	mg/Kg	1	MS-07A	SW 846 9060A	3/29/21	3/29/21 17:24	DJM

con-test®
A Pace Analytical® Laboratory
39 Spruce Street * East Longmeadow, MA 01028 * FAX 413/525-6405 * TEL. 413/525-2332

Project Location: Durham, CT | Sample Description: | Work Order: 21C1116

Date Received: 3/22/2021

Field Sample #: T5-2E (0-6) | Sampled: 3/19/2021 10:00

Sample ID: 21C1116-12

Sample Matrix: Soil

Polychlorinated Biphenyls with 3540 Soxhlet Extraction

Analyte	Results	RL	Units	Dilution	Flag/Qual	Method	Date Prepared	Date/Time Analyzed	Analyst
Aroclor-1016 [1]	ND	0.0025	mg/Kg dry	1		SW-846 8082A	3/24/21	4/8/21 3:25	SFM
Aroclor-1221 [1]	ND	0.0025	mg/Kg dry	1		SW-846 8082A	3/24/21	4/8/21 3:25	SFM
Aroclor-1232 [1]	ND	0.0025	mg/Kg dry	1		SW-846 8082A	3/24/21	4/8/21 3:25	SFM
Aroclor-1242 [1]	ND	0.0025	mg/Kg dry	1		SW-846 8082A	3/24/21	4/8/21 3:25	SFM
Aroclor-1248 [1]	ND	0.0025	mg/Kg dry	1		SW-846 8082A	3/24/21	4/8/21 3:25	SFM
Aroclor-1254 [2]	0.023	0.0025	mg/Kg dry	1		SW-846 8082A	3/24/21	4/8/21 3:25	SFM
Aroclor-1260 [1]	0.0081	0.0025	mg/Kg dry	1		SW-846 8082A	3/24/21	4/8/21 3:25	SFM
Aroclor-1262 [1]	ND	0.0025	mg/Kg dry	1		SW-846 8082A	3/24/21	4/8/21 3:25	SFM
Aroclor-1268 [1]	ND	0.0025	mg/Kg dry	1		SW-846 8082A	3/24/21	4/8/21 3:25	SFM

Surrogates	% Recovery	Recovery Limits	Flag/Qual				
Decachlorobiphenyl [1]	101	30-150				4/8/21 3:25	
Decachlorobiphenyl [2]	77.7	30-150				4/8/21 3:25	
Tetrachloro-m-xylene [1]	94.3	30-150				4/8/21 3:25	
Tetrachloro-m-xylene [2]	71.6	30-150				4/8/21 3:25	

con-test®
A Pace Analytical® Laboratory
39 Spruce Street * East Longmeadow, MA 01028 * FAX 413/525-6405 * TEL. 413/525-2332

Project Location: Durham, CT | Sample Description: | Work Order: 21C1116

Date Received: 3/22/2021

Field Sample #: T5-2E (0-6) | Sampled: 3/19/2021 10:00

Sample ID: 21C1116-12

Sample Matrix: Soil

Conventional Chemistry Parameters by EPA/APHA/SW-846 Methods (Total)

Analyte	Results	RL	Units	Dilution	Flag/Qual	Method	Date Prepared	Date/Time Analyzed	Analyst
% Solids	79.8		% Wt	1		SM 2540G	3/23/21	3/24/21 9:06	JS
Total Organic Carbon	13000	100	mg/Kg	1		SW 846 9060A	3/26/21	3/26/21 22:02	DJM

con-test®
A Pace Analytical® Laboratory
39 Spruce Street * East Longmeadow, MA 01028 * FAX 413/525-6405 * TEL. 413/525-2332

Project Location: Durham, CT | Sample Description: | Work Order: 21C1116

Date Received: 3/22/2021

Field Sample #: T5-2C (0-6) | Sampled: 3/19/2021 09:50

Sample ID: 21C1116-13

Sample Matrix: Soil

Polychlorinated Biphenyls with 3540 Soxhlet Extraction

Analyte	Results	RL	Units	Dilution	Flag/Qual	Method	Date Prepared	Date/Time Analyzed	Analyst
Aroclor-1016 [1]	ND	0.0024	mg/Kg dry	1		SW-846 8082A	3/24/21	4/8/21 4:46	SFM
Aroclor-1221 [1]	ND	0.0024	mg/Kg dry	1		SW-846 8082A	3/24/21	4/8/21 4:46	SFM
Aroclor-1232 [1]	ND	0.0024	mg/Kg dry	1		SW-846 8082A	3/24/21	4/8/21 4:46	SFM
Aroclor-1242 [1]	ND	0.0024	mg/Kg dry	1		SW-846 8082A	3/24/21	4/8/21 4:46	SFM
Aroclor-1248 [1]	ND	0.0024	mg/Kg dry	1		SW-846 8082A	3/24/21	4/8/21 4:46	SFM
Aroclor-1254 [2]	0.0067	0.0024	mg/Kg dry	1		SW-846 8082A	3/24/21	4/8/21 4:46	SFM
Aroclor-1260 [1]	0.0033	0.0024	mg/Kg dry	1		SW-846 8082A	3/24/21	4/8/21 4:46	SFM
Aroclor-1262 [1]	ND	0.0024	mg/Kg dry	1		SW-846 8082A	3/24/21	4/8/21 4:46	SFM
Aroclor-1268 [1]	ND	0.0024	mg/Kg dry	1		SW-846 8082A	3/24/21	4/8/21 4:46	SFM

Surrogates	% Recovery	Recovery Limits	Flag/Qual	
Decachlorobiphenyl [1]	102	30-150		4/8/21 4:46
Decachlorobiphenyl [2]	76.3	30-150		4/8/21 4:46
Tetrachloro-m-xylene [1]	91.4	30-150		4/8/21 4:46
Tetrachloro-m-xylene [2]	70.0	30-150		4/8/21 4:46

con-test®
A Pace Analytical® Laboratory
39 Spruce Street * East Longmeadow, MA 01028 * FAX 413/525-6405 * TEL. 413/525-2332

Project Location: Durham, CT | Sample Description: | Work Order: 21C1116

Date Received: 3/22/2021

Field Sample #: T5-2C (0-6) | Sampled: 3/19/2021 09:50

Sample ID: 21C1116-13

Sample Matrix: Soil

Conventional Chemistry Parameters by EPA/APHA/SW-846 Methods (Total)

Analyte	Results	RL	Units	Dilution	Flag/Qual	Method	Date Prepared	Date/Time Analyzed	Analyst
% Solids	84.1		% Wt	1		SM 2540G	3/23/21	3/24/21 9:06	JS
Total Organic Carbon	7500	100	mg/Kg	1		SW 846 9060A	3/29/21	3/29/21 18:40	DJM

con-test®
A Pace Analytical® Laboratory
39 Spruce Street * East Longmeadow, MA 01028 * FAX 413/525-6405 * TEL. 413/525-2332

Project Location: Durham, CT
Sample Description:
Work Order: 21C1116
Date Received: 3/22/2021
Field Sample #: T5-2W (0-6)
Sampled: 3/19/2021 09:55
Sample ID: 21C1116-14
Sample Matrix: Soil

Polychlorinated Biphenyls with 3540 Soxhlet Extraction

Analyte	Results	RL	Units	Dilution	Flag/Qual	Method	Date Prepared	Date/Time Analyzed	Analyst
Aroclor-1016 [1]	ND	0.0025	mg/Kg dry	1		SW-846 8082A	3/24/21	4/8/21 5:03	SFM
Aroclor-1221 [1]	ND	0.0025	mg/Kg dry	1		SW-846 8082A	3/24/21	4/8/21 5:03	SFM
Aroclor-1232 [1]	ND	0.0025	mg/Kg dry	1		SW-846 8082A	3/24/21	4/8/21 5:03	SFM
Aroclor-1242 [1]	ND	0.0025	mg/Kg dry	1		SW-846 8082A	3/24/21	4/8/21 5:03	SFM
Aroclor-1248 [1]	ND	0.0025	mg/Kg dry	1		SW-846 8082A	3/24/21	4/8/21 5:03	SFM
Aroclor-1254 [2]	0.0037	0.0025	mg/Kg dry	1		SW-846 8082A	3/24/21	4/8/21 5:03	SFM
Aroclor-1260 [1]	ND	0.0025	mg/Kg dry	1		SW-846 8082A	3/24/21	4/8/21 5:03	SFM
Aroclor-1262 [1]	ND	0.0025	mg/Kg dry	1		SW-846 8082A	3/24/21	4/8/21 5:03	SFM
Aroclor-1268 [1]	ND	0.0025	mg/Kg dry	1		SW-846 8082A	3/24/21	4/8/21 5:03	SFM

Surrogates	% Recovery	Recovery Limits	Flag/Qual	
Decachlorobiphenyl [1]	96.9	30-150		4/8/21 5:03
Decachlorobiphenyl [2]	75.1	30-150		4/8/21 5:03
Tetrachloro-m-xylene [1]	93.0	30-150		4/8/21 5:03
Tetrachloro-m-xylene [2]	72.8	30-150		4/8/21 5:03

con-test®
A Pace Analytical® Laboratory
39 Spruce Street * East Longmeadow, MA 01028 * FAX 413/525-6405 * TEL. 413/525-2332

Project Location: Durham, CT
Sample Description:
Work Order: 21C1116
Date Received: 3/22/2021
Field Sample #: T5-2W (0-6)
Sampled: 3/19/2021 09:55
Sample ID: 21C1116-14
Sample Matrix: Soil

Conventional Chemistry Parameters by EPA/APHA/SW-846 Methods (Total)

Analyte	Results	RL	Units	Dilution	Flag/Qual	Method	Date Prepared	Date/Time Analyzed	Analyst
% Solids	78.6		% Wt	1		SM 2540G	3/23/21	3/24/21 9:06	JS
Total Organic Carbon	6100	100	mg/Kg	1		SW 846 9060A	3/29/21	3/29/21 18:57	DJM

con-test®
A Pace Analytical® Laboratory
39 Spruce Street * East Longmeadow, MA 01028 * FAX 413/525-6405 * TEL. 413/525-2332

Project Location: Durham, CT
Sample Description:
Work Order: 21C1116
Date Received: 3/22/2021
Field Sample #: T6-1E (0-6)
Sampled: 3/19/2021 09:30
Sample ID: 21C1116-15
Sample Matrix: Soil

Polychlorinated Biphenyls with 3540 Soxhlet Extraction

Analyte	Results	RL	Units	Dilution	Flag/Qual	Method	Date Prepared	Date/Time Analyzed	Analyst
Aroclor-1016 [1]	ND	0.0025	mg/Kg dry	1		SW-846 8082A	3/24/21	4/8/21 5:21	SFM
Aroclor-1221 [1]	ND	0.0025	mg/Kg dry	1		SW-846 8082A	3/24/21	4/8/21 5:21	SFM
Aroclor-1232 [1]	ND	0.0025	mg/Kg dry	1		SW-846 8082A	3/24/21	4/8/21 5:21	SFM
Aroclor-1242 [1]	ND	0.0025	mg/Kg dry	1		SW-846 8082A	3/24/21	4/8/21 5:21	SFM
Aroclor-1248 [1]	ND	0.0025	mg/Kg dry	1		SW-846 8082A	3/24/21	4/8/21 5:21	SFM
Aroclor-1254 [1]	0.010	0.0025	mg/Kg dry	1		SW-846 8082A	3/24/21	4/8/21 5:21	SFM
Aroclor-1260 [1]	ND	0.0025	mg/Kg dry	1		SW-846 8082A	3/24/21	4/8/21 5:21	SFM
Aroclor-1262 [1]	ND	0.0025	mg/Kg dry	1		SW-846 8082A	3/24/21	4/8/21 5:21	SFM
Aroclor-1268 [1]	ND	0.0025	mg/Kg dry	1		SW-846 8082A	3/24/21	4/8/21 5:21	SFM

Surrogates	% Recovery	Recovery Limits	Flag/Qual	
Decachlorobiphenyl [1]	101	30-150		4/8/21 5:21
Decachlorobiphenyl [2]	76.3	30-150		4/8/21 5:21
Tetrachloro-m-xylene [1]	92.2	30-150		4/8/21 5:21
Tetrachloro-m-xylene [2]	70.6	30-150		4/8/21 5:21

con-test®
A Pace Analytical® Laboratory
39 Spruce Street * East Longmeadow, MA 01028 * FAX 413/525-6405 * TEL. 413/525-2332

Project Location: Durham, CT | Sample Description: | Work Order: 21C1116

Date Received: 3/22/2021

Field Sample #: T6-1E (0-6) | Sampled: 3/19/2021 09:30

Sample ID: 21C1116-15

Sample Matrix: Soil

Conventional Chemistry Parameters by EPA/APHA/SW-846 Methods (Total)

Analyte	Results	RL	Units	Dilution	Flag/Qual	Method	Date Prepared	Date/Time Analyzed	Analyst
% Solids	78.8		% Wt	1		SM 2540G	3/23/21	3/24/21 9:07	JS
Total Organic Carbon	16000	100	mg/Kg	1		SW 846 9060A	3/29/21	3/29/21 19:21	DJM

con-test®
A Pace Analytical® Laboratory
39 Spruce Street * East Longmeadow, MA 01028 * FAX 413/525-6405 * TEL. 413/525-2332

Project Location: Durham, CT | Sample Description: | Work Order: 21C1116

Date Received: 3/22/2021

Field Sample #: T6-1C (0-6) | Sampled: 3/19/2021 09:20

Sample ID: 21C1116-16

Sample Matrix: Soil

Polychlorinated Biphenyls with 3540 Soxhlet Extraction

Analyte	Results	RL	Units	Dilution	Flag/Qual	Method	Date Prepared	Date/Time Analyzed	Analyst
Aroclor-1016 [1]	ND	0.0023	mg/Kg dry	1		SW-846 8082A	3/24/21	4/8/21 5:38	SFM
Aroclor-1221 [1]	ND	0.0023	mg/Kg dry	1		SW-846 8082A	3/24/21	4/8/21 5:38	SFM
Aroclor-1232 [1]	ND	0.0023	mg/Kg dry	1		SW-846 8082A	3/24/21	4/8/21 5:38	SFM
Aroclor-1242 [1]	ND	0.0023	mg/Kg dry	1		SW-846 8082A	3/24/21	4/8/21 5:38	SFM
Aroclor-1248 [1]	ND	0.0023	mg/Kg dry	1		SW-846 8082A	3/24/21	4/8/21 5:38	SFM
Aroclor-1254 [2]	0.0053	0.0023	mg/Kg dry	1		SW-846 8082A	3/24/21	4/8/21 5:38	SFM
Aroclor-1260 [1]	ND	0.0023	mg/Kg dry	1		SW-846 8082A	3/24/21	4/8/21 5:38	SFM
Aroclor-1262 [1]	ND	0.0023	mg/Kg dry	1		SW-846 8082A	3/24/21	4/8/21 5:38	SFM
Aroclor-1268 [1]	ND	0.0023	mg/Kg dry	1		SW-846 8082A	3/24/21	4/8/21 5:38	SFM

Surrogates	% Recovery	Recovery Limits	Flag/Qual	
Decachlorobiphenyl [1]	99.0	30-150		4/8/21 5:38
Decachlorobiphenyl [2]	75.6	30-150		4/8/21 5:38
Tetrachloro-m-xylene [1]	92.0	30-150		4/8/21 5:38
Tetrachloro-m-xylene [2]	70.4	30-150		4/8/21 5:38

con-test®
A Pace Analytical® Laboratory
39 Spruce Street * East Longmeadow, MA 01028 * FAX 413/525-6405 * TEL. 413/525-2332

Project Location: Durham, CT | Sample Description: | Work Order: 21C1116

Date Received: 3/22/2021

Field Sample #: T6-1C (0-6) | Sampled: 3/19/2021 09:20

Sample ID: 21C1116-16

Sample Matrix: Soil

Conventional Chemistry Parameters by EPA/APHA/SW-846 Methods (Total)

Analyte	Results	RL	Units	Dilution	Flag/Qual	Method	Date Prepared	Date/Time Analyzed	Analyst
% Solids	85.3		% Wt	1		SM 2540G	3/23/21	3/24/21 9:07	JS
Total Organic Carbon	4900	100	mg/Kg	1		SW 846 9060A	3/29/21	3/29/21 20:48	DJM

con-test®
A Pace Analytical® Laboratory
39 Spruce Street * East Longmeadow, MA 01028 * FAX 413/525-6405 * TEL. 413/525-2332

Project Location: Durham, CT | Sample Description: | Work Order: 21C1116

Date Received: 3/22/2021

Field Sample #: T6-1W (0-6) | Sampled: 3/19/2021 09:10

Sample ID: 21C1116-17

Sample Matrix: Soil

Polychlorinated Biphenyls with 3540 Soxhlet Extraction

Analyte	Results	RL	Units	Dilution	Flag/Qual	Method	Date Prepared	Date/Time Analyzed	Analyst
Aroclor-1016 [1]	ND	0.0029	mg/Kg dry	1		SW-846 8082A	3/24/21	4/8/21 5:55	SFM
Aroclor-1221 [1]	ND	0.0029	mg/Kg dry	1		SW-846 8082A	3/24/21	4/8/21 5:55	SFM
Aroclor-1232 [1]	ND	0.0029	mg/Kg dry	1		SW-846 8082A	3/24/21	4/8/21 5:55	SFM
Aroclor-1242 [1]	ND	0.0029	mg/Kg dry	1		SW-846 8082A	3/24/21	4/8/21 5:55	SFM
Aroclor-1248 [1]	ND	0.0029	mg/Kg dry	1		SW-846 8082A	3/24/21	4/8/21 5:55	SFM
Aroclor-1254 [2]	0.019	0.0029	mg/Kg dry	1		SW-846 8082A	3/24/21	4/8/21 5:55	SFM
Aroclor-1260 [1]	0.0048	0.0029	mg/Kg dry	1		SW-846 8082A	3/24/21	4/8/21 5:55	SFM
Aroclor-1262 [1]	ND	0.0029	mg/Kg dry	1		SW-846 8082A	3/24/21	4/8/21 5:55	SFM
Aroclor-1268 [1]	ND	0.0029	mg/Kg dry	1		SW-846 8082A	3/24/21	4/8/21 5:55	SFM

Surrogates	% Recovery	Recovery Limits	Flag/Qual	
Decachlorobiphenyl [1]	108	30-150		4/8/21 5:55
Decachlorobiphenyl [2]	80.0	30-150		4/8/21 5:55
Tetrachloro-m-xylene [1]	98.4	30-150		4/8/21 5:55
Tetrachloro-m-xylene [2]	74.2	30-150		4/8/21 5:55

con-test®
A Pace Analytical® Laboratory
39 Spruce Street * East Longmeadow, MA 01028 * FAX 413/525-6405 * TEL. 413/525-2332

Project Location: Durham, CT | Sample Description: | Work Order: 21C1116

Date Received: 3/22/2021

Field Sample #: T6-1W (0-6) | Sampled: 3/19/2021 09:10

Sample ID: 21C1116-17

Sample Matrix: Soil

Conventional Chemistry Parameters by EPA/APHA/SW-846 Methods (Total)

Analyte	Results	RL	Units	Dilution	Flag/Qual	Method	Date Prepared	Date/Time Analyzed	Analyst
% Solids	66.9		% Wt	1		SM 2540G	3/23/21	3/24/21 9:07	JS
Total Organic Carbon	27000	100	mg/Kg	1		SW 846 9060A	3/29/21	3/29/21 21:11	DJM

con-test®
A Pace Analytical® Laboratory
39 Spruce Street * East Longmeadow, MA 01028 * FAX 413/525-6405 * TEL. 413/525-2332

Project Location: Durham, CT | Sample Description: | Work Order: 21C1116

Date Received: 3/22/2021

Field Sample #: T7-1E (0-6) | Sampled: 3/17/2021 18:45

Sample ID: 21C1116-18

Sample Matrix: Soil

Polychlorinated Biphenyls with 3540 Soxhlet Extraction

Analyte	Results	RL	Units	Dilution	Flag/Qual	Method	Date Prepared	Date/Time Analyzed	Analyst
Aroclor-1016 [1]	ND	0.0027	mg/Kg dry	1		SW-846 8082A	3/24/21	4/8/21 6:13	SFM
Aroclor-1221 [1]	ND	0.0027	mg/Kg dry	1		SW-846 8082A	3/24/21	4/8/21 6:13	SFM
Aroclor-1232 [1]	ND	0.0027	mg/Kg dry	1		SW-846 8082A	3/24/21	4/8/21 6:13	SFM
Aroclor-1242 [1]	ND	0.0027	mg/Kg dry	1		SW-846 8082A	3/24/21	4/8/21 6:13	SFM
Aroclor-1248 [1]	ND	0.0027	mg/Kg dry	1		SW-846 8082A	3/24/21	4/8/21 6:13	SFM
Aroclor-1254 [2]	0.026	0.0027	mg/Kg dry	1		SW-846 8082A	3/24/21	4/8/21 6:13	SFM
Aroclor-1260 [1]	0.0086	0.0027	mg/Kg dry	1		SW-846 8082A	3/24/21	4/8/21 6:13	SFM
Aroclor-1262 [1]	ND	0.0027	mg/Kg dry	1		SW-846 8082A	3/24/21	4/8/21 6:13	SFM
Aroclor-1268 [1]	ND	0.0027	mg/Kg dry	1		SW-846 8082A	3/24/21	4/8/21 6:13	SFM

Surrogates	% Recovery	Recovery Limits	Flag/Qual	
Decachlorobiphenyl [1]	91.5	30-150		4/8/21 6:13
Decachlorobiphenyl [2]	75.5	30-150		4/8/21 6:13
Tetrachloro-m-xylene [1]	90.3	30-150		4/8/21 6:13
Tetrachloro-m-xylene [2]	70.2	30-150		4/8/21 6:13

con-test®
A Pace Analytical® Laboratory
39 Spruce Street * East Longmeadow, MA 01028 * FAX 413/525-6405 * TEL. 413/525-2332

Project Location: Durham, CT | Sample Description: | Work Order: 21C1116

Date Received: 3/22/2021

Field Sample #: T7-1E (0-6) | Sampled: 3/17/2021 18:45

Sample ID: 21C1116-18

Sample Matrix: Soil

Conventional Chemistry Parameters by EPA/APHA/SW-846 Methods (Total)

Analyte	Results	RL	Units	Dilution	Flag/Qual	Method	Date Prepared	Date/Time Analyzed	Analyst
% Solids	71.9		% Wt	1		SM 2540G	3/23/21	3/24/21 9:07	JS
Total Organic Carbon	29000	100	mg/Kg	1		SW 846 9060A	3/29/21	3/29/21 21:36	DJM

con-test®
A Pace Analytical® Laboratory
39 Spruce Street * East Longmeadow, MA 01028 * FAX 413/525-6405 * TEL. 413/525-2332

Project Location: Durham, CT | Sample Description: | Work Order: 21C1116

Date Received: 3/22/2021

Field Sample #: T7-1C (0-6) | Sampled: 3/17/2021 18:30

Sample ID: 21C1116-19

Sample Matrix: Soil

Polychlorinated Biphenyls with 3540 Soxhlet Extraction

Analyte	Results	RL	Units	Dilution	Flag/Qual	Method	Date Prepared	Date/Time Analyzed	Analyst
Aroclor-1016 [1]	ND	0.0026	mg/Kg dry	1		SW-846 8082A	3/24/21	4/8/21 6:30	SFM
Aroclor-1221 [1]	ND	0.0026	mg/Kg dry	1		SW-846 8082A	3/24/21	4/8/21 6:30	SFM
Aroclor-1232 [1]	ND	0.0026	mg/Kg dry	1		SW-846 8082A	3/24/21	4/8/21 6:30	SFM
Aroclor-1242 [1]	ND	0.0026	mg/Kg dry	1		SW-846 8082A	3/24/21	4/8/21 6:30	SFM
Aroclor-1248 [1]	ND	0.0026	mg/Kg dry	1		SW-846 8082A	3/24/21	4/8/21 6:30	SFM
Aroclor-1254 [1]	0.021	0.0026	mg/Kg dry	1	P-02	SW-846 8082A	3/24/21	4/8/21 6:30	SFM
Aroclor-1260 [2]	0.024	0.0026	mg/Kg dry	1		SW-846 8082A	3/24/21	4/8/21 6:30	SFM
Aroclor-1262 [1]	ND	0.0026	mg/Kg dry	1		SW-846 8082A	3/24/21	4/8/21 6:30	SFM
Aroclor-1268 [1]	ND	0.0026	mg/Kg dry	1		SW-846 8082A	3/24/21	4/8/21 6:30	SFM

Surrogates	% Recovery	Recovery Limits	Flag/Qual				
Decachlorobiphenyl [1]	98.2	30-150				4/8/21 6:30	
Decachlorobiphenyl [2]	77.0	30-150				4/8/21 6:30	
Tetrachloro-m-xylene [1]	95.0	30-150				4/8/21 6:30	
Tetrachloro-m-xylene [2]	71.8	30-150				4/8/21 6:30	

con-test®
A Pace Analytical® Laboratory
39 Spruce Street * East Longmeadow, MA 01028 * FAX 413/525-6405 * TEL. 413/525-2332

Project Location: Durham, CT | Sample Description: | Work Order: 21C1116

Date Received: 3/22/2021

Field Sample #: T7-1C (0-6) | Sampled: 3/17/2021 18:30

Sample ID: 21C1116-19

Sample Matrix: Soil

Conventional Chemistry Parameters by EPA/APHA/SW-846 Methods (Total)

Analyte	Results	RL	Units	Dilution	Flag/Qual	Method	Date Prepared	Date/Time Analyzed	Analyst
% Solids	73.5		% Wt	1		SM 2540G	3/23/21	3/24/21 9:07	JS
Total Organic Carbon	30000	100	mg/Kg	1		SW 846 9060A	3/29/21	3/29/21 21:54	DJM

con-test®
A Pace Analytical® Laboratory
39 Spruce Street * East Longmeadow, MA 01028 * FAX 413/525-6405 * TEL. 413/525-2332

Project Location: Durham, CT | Sample Description: | Work Order: 21C1116

Date Received: 3/22/2021

Field Sample #: T7-1W (0-6) | Sampled: 3/17/2021 18:20

Sample ID: 21C1116-20

Sample Matrix: Soil

Polychlorinated Biphenyls with 3540 Soxhlet Extraction

Analyte	Results	RL	Units	Dilution	Flag/Qual	Method	Date Prepared	Date/Time Analyzed	Analyst
Aroclor-1016 [1]	ND	0.0031	mg/Kg dry	1		SW-846 8082A	3/24/21	4/8/21 6:47	SFM
Aroclor-1221 [1]	ND	0.0031	mg/Kg dry	1		SW-846 8082A	3/24/21	4/8/21 6:47	SFM
Aroclor-1232 [1]	ND	0.0031	mg/Kg dry	1		SW-846 8082A	3/24/21	4/8/21 6:47	SFM
Aroclor-1242 [1]	ND	0.0031	mg/Kg dry	1		SW-846 8082A	3/24/21	4/8/21 6:47	SFM
Aroclor-1248 [1]	ND	0.0031	mg/Kg dry	1		SW-846 8082A	3/24/21	4/8/21 6:47	SFM
Aroclor-1254 [1]	0.021	0.0031	mg/Kg dry	1	P-02	SW-846 8082A	3/24/21	4/8/21 6:47	SFM
Aroclor-1260 [1]	0.012	0.0031	mg/Kg dry	1		SW-846 8082A	3/24/21	4/8/21 6:47	SFM
Aroclor-1262 [1]	ND	0.0031	mg/Kg dry	1		SW-846 8082A	3/24/21	4/8/21 6:47	SFM
Aroclor-1268 [1]	ND	0.0031	mg/Kg dry	1		SW-846 8082A	3/24/21	4/8/21 6:47	SFM

Surrogates	% Recovery	Recovery Limits	Flag/Qual	
Decachlorobiphenyl [1]	92.0	30-150		4/8/21 6:47
Decachlorobiphenyl [2]	75.1	30-150		4/8/21 6:47
Tetrachloro-m-xylene [1]	92.8	30-150		4/8/21 6:47
Tetrachloro-m-xylene [2]	70.8	30-150		4/8/21 6:47

con-test®
A Pace Analytical® Laboratory
39 Spruce Street * East Longmeadow, MA 01028 * FAX 413/525-6405 * TEL. 413/525-2332

Project Location: Durham, CT | Sample Description: | Work Order: 21C1116

Date Received: 3/22/2021

Field Sample #: T7-1W (0-6) | Sampled: 3/17/2021 18:20

Sample ID: 21C1116-20

Sample Matrix: Soil

Conventional Chemistry Parameters by EPA/APHA/SW-846 Methods (Total)

Analyte	Results	RL	Units	Dilution	Flag/Qual	Method	Date Prepared	Date/Time Analyzed	Analyst
% Solids	63.1		% Wt	1		SM 2540G	3/23/21	3/24/21 9:07	JS
Total Organic Carbon	39000	100	mg/Kg	1		SW 846 9060A	3/29/21	3/29/21 22:10	DJM

con-test®
A Pace Analytical® Laboratory

39 Spruce Street * East Longmeadow, MA 01028 * FAX 413/525-6405 * TEL. 413/525-2332

Sample Extraction Data

Prep Method: % Solids **Analytical Method: SM 2540G**

Lab Number [Field ID]	Batch	Date
21C1116-01 [Reoccupy T4E (6-12)]	B278615	03/23/21
21C1116-02 [T4-1E (0-6)]	B278615	03/23/21
21C1116-04 [T4-1W (0-6)]	B278615	03/23/21
21C1116-05 [T4-2E (0-6)]	B278615	03/23/21
21C1116-06 [T4-2C (0-6)]	B278615	03/23/21
21C1116-07 [T4-2W (0-6)]	B278615	03/23/21
21C1116-08 [T4-2W (6-12)]	B278615	03/23/21
21C1116-09 [T5-1E (0-6)]	B278615	03/23/21
21C1116-10 [T5-1C (0-6)]	B278615	03/23/21
21C1116-11 [T5-1W (0-6)]	B278615	03/23/21
21C1116-12 [T5-2E (0-6)]	B278615	03/23/21
21C1116-13 [T5-2C (0-6)]	B278615	03/23/21
21C1116-14 [T5-2W (0-6)]	B278615	03/23/21
21C1116-15 [T6-1E (0-6)]	B278615	03/23/21
21C1116-16 [T6-1C (0-6)]	B278615	03/23/21
21C1116-17 [T6-1W (0-6)]	B278615	03/23/21
21C1116-18 [T7-1E (0-6)]	B278615	03/23/21
21C1116-19 [T7-1C (0-6)]	B278615	03/23/21
21C1116-20 [T7-1W (0-6)]	B278615	03/23/21

SW 846 9060A

Lab Number [Field ID]	Batch	Initial [g]	Final [mL]	Date
21C1116-01 [Reoccupy T4E (6-12)]	B278837	1.00	1.00	03/26/21
21C1116-02 [T4-1E (0-6)]	B278837	1.00	1.00	03/26/21
21C1116-04 [T4-1W (0-6)]	B278837	1.00	1.00	03/26/21
21C1116-05 [T4-2E (0-6)]	B278837	1.00	1.00	03/26/21
21C1116-06 [T4-2C (0-6)]	B278837	1.00	1.00	03/26/21
21C1116-07 [T4-2W (0-6)]	B278837	1.00	1.00	03/26/21
21C1116-08 [T4-2W (6-12)]	B278837	1.00	1.00	03/26/21
21C1116-09 [T5-1E (0-6)]	B278837	1.00	1.00	03/26/21
21C1116-10 [T5-1C (0-6)]	B278837	1.00	1.00	03/26/21
21C1116-12 [T5-2E (0-6)]	B278837	1.00	1.00	03/26/21

SW 846 9060A

Lab Number [Field ID]	Batch	Initial [g]	Final [mL]	Date
21C1116-11 [T5-1W (0-6)]	B278949	1.00	1.00	03/29/21
21C1116-13 [T5-2C (0-6)]	B278949	1.00	1.00	03/29/21
21C1116-14 [T5-2W (0-6)]	B278949	1.00	1.00	03/29/21
21C1116-15 [T6-1E (0-6)]	B278949	1.00	1.00	03/29/21
21C1116-16 [T6-1C (0-6)]	B278949	1.00	1.00	03/29/21
21C1116-17 [T6-1W (0-6)]	B278949	1.00	1.00	03/29/21
21C1116-18 [T7-1E (0-6)]	B278949	1.00	1.00	03/29/21
21C1116-19 [T7-1C (0-6)]	B278949	1.00	1.00	03/29/21
21C1116-20 [T7-1W (0-6)]	B278949	1.00	1.00	03/29/21

Prep Method: SW-846 3540C **Analytical Method: SW-846 8082A**

Lab Number [Field ID]	Batch	Initial [g]	Final [mL]	Date
21C1116-01 [Reoccupy T4E (6-12)]	B278710	10.1	1.00	03/24/21

con-test®
A Pace Analytical® Laboratory

39 Spruce Street * East Longmeadow, MA 01028 * FAX 413/525-6405 * TEL. 413/525-2332

Sample Extraction Data

Prep Method: SW-846 3540C **Analytical Method: SW-846 8082A**

Lab Number [Field ID]	Batch	Initial [g]	Final [mL]	Date
21C1116-02 [T4-1E (0-6)]	B278710	10.0	1.00	03/24/21
21C1116-06 [T4-2C (0-6)]	B278710	10.3	1.00	03/24/21
21C1116-08 [T4-2W (6-12)]	B278710	10.1	1.00	03/24/21
21C1116-09 [T5-1E (0-6)]	B278710	10.3	1.00	03/24/21
21C1116-10 [T5-1C (0-6)]	B278710	10.1	1.00	03/24/21
21C1116-11 [T5-1W (0-6)]	B278710	10.0	1.00	03/24/21
21C1116-12 [T5-2E (0-6)]	B278710	10.0	1.00	03/24/21
21C1116-13 [T5-2C (0-6)]	B278710	10.0	1.00	03/24/21
21C1116-14 [T5-2W (0-6)]	B278710	10.1	1.00	03/24/21
21C1116-15 [T6-1E (0-6)]	B278710	10.1	1.00	03/24/21
21C1116-16 [T6-1C (0-6)]	B278710	10.2	1.00	03/24/21
21C1116-17 [T6-1W (0-6)]	B278710	10.2	1.00	03/24/21
21C1116-18 [T7-1E (0-6)]	B278710	10.2	1.00	03/24/21
21C1116-19 [T7-1C (0-6)]	B278710	10.4	1.00	03/24/21
21C1116-20 [T7-1W (0-6)]	B278710	10.1	1.00	03/24/21

Prep Method: SW-846 3540C **Analytical Method: SW-846 8082A**

Lab Number [Field ID]	Batch	Initial [g]	Final [mL]	Date
21C1116-04RE1 [T4-1W (0-6)]	B278938	10.0	10.0	03/27/21
21C1116-07RE1 [T4-2W (0-6)]	B278938	10.2	10.0	03/27/21

Prep Method: SW-846 3540C **Analytical Method: SW-846 8082A**

Lab Number [Field ID]	Batch	Initial [g]	Final [mL]	Date
21C1116-05RE1 [T4-2E (0-6)]	B279616	10.1	1.00	03/27/21

con-test®
A Pace Analytical® Laboratory

39 Spruce Street * East Longmeadow, MA 01028 * FAX 413/525-6405 * TEL. 413/525-2332

QUALITY CONTROL

Polychlorinated Biphenyls with 3540 Soxhlet Extraction - Quality Control

Analyte	Result	Reporting Limit	Units	Spike Level	Source Result	%REC	%REC Limits	RPD	RPD Limit	Notes
Batch B278710 - SW-846 3540C										
Blank (B278710-BLK1)				Prepared: 03/24/21 Analyzed: 04/08/21						
Aroclor-1016	ND	0.0020	mg/Kg wet							
Aroclor-1016 [2C]	ND	0.0020	mg/Kg wet							
Aroclor-1221	ND	0.0020	mg/Kg wet							
Aroclor-1221 [2C]	ND	0.0020	mg/Kg wet							
Aroclor-1232	ND	0.0020	mg/Kg wet							
Aroclor-1232 [2C]	ND	0.0020	mg/Kg wet							
Aroclor-1242	ND	0.0020	mg/Kg wet							
Aroclor-1242 [2C]	ND	0.0020	mg/Kg wet							
Aroclor-1248	ND	0.0020	mg/Kg wet							
Aroclor-1248 [2C]	ND	0.0020	mg/Kg wet							
Aroclor-1254	ND	0.0020	mg/Kg wet							
Aroclor-1254 [2C]	ND	0.0020	mg/Kg wet							
Aroclor-1260	ND	0.0020	mg/Kg wet							
Aroclor-1260 [2C]	ND	0.0020	mg/Kg wet							
Aroclor-1262	ND	0.0020	mg/Kg wet							
Aroclor-1262 [2C]	ND	0.0020	mg/Kg wet							
Aroclor-1268	ND	0.0020	mg/Kg wet							
Aroclor-1268 [2C]	ND	0.0020	mg/Kg wet							
Surrogate: Decachlorobiphenyl	*0.203*		mg/Kg wet	0.200		101	30-150			
Surrogate: Decachlorobiphenyl [2C]	*0.153*		mg/Kg wet	0.200		76.6	30-150			
Surrogate: Tetrachloro-m-xylene	*0.181*		mg/Kg wet	0.200		90.7	30-150			
Surrogate: Tetrachloro-m-xylene [2C]	*0.137*		mg/Kg wet	0.200		68.7	30-150			
LCS (B278710-BS1)				Prepared: 03/24/21 Analyzed: 03/29/21						
Aroclor-1016	0.19	0.020	mg/Kg wet	0.200		93.9	40-140			
Aroclor-1016 [2C]	0.18	0.020	mg/Kg wet	0.200		90.2	40-140			
Aroclor-1260	0.17	0.020	mg/Kg wet	0.200		86.4	40-140			
Aroclor-1260 [2C]	0.17	0.020	mg/Kg wet	0.200		85.7	40-140			
Surrogate: Decachlorobiphenyl	*0.201*		mg/Kg wet	0.200		100	30-150			
Surrogate: Decachlorobiphenyl [2C]	*0.207*		mg/Kg wet	0.200		103	30-150			
Surrogate: Tetrachloro-m-xylene	*0.183*		mg/Kg wet	0.200		91.7	30-150			
Surrogate: Tetrachloro-m-xylene [2C]	*0.183*		mg/Kg wet	0.200		91.3	30-150			
LCS Dup (B278710-BSD1)				Prepared: 03/24/21 Analyzed: 03/29/21						
Aroclor-1016	0.19	0.020	mg/Kg wet	0.200		92.6	40-140	1.36	30	
Aroclor-1016 [2C]	0.18	0.020	mg/Kg wet	0.200		88.4	40-140	2.01	30	
Aroclor-1260	0.17	0.020	mg/Kg wet	0.200		86.9	40-140	0.557	30	
Aroclor-1260 [2C]	0.17	0.020	mg/Kg wet	0.200		86.7	40-140	1.17	30	
Surrogate: Decachlorobiphenyl	*0.203*		mg/Kg wet	0.200		101	30-150			
Surrogate: Decachlorobiphenyl [2C]	*0.209*		mg/Kg wet	0.200		104	30-150			
Surrogate: Tetrachloro-m-xylene	*0.184*		mg/Kg wet	0.200		91.9	30-150			
Surrogate: Tetrachloro-m-xylene [2C]	*0.182*		mg/Kg wet	0.200		91.2	30-150			

con-test®
A Pace Analytical® Laboratory

39 Spruce Street * East Longmeadow, MA 01028 * FAX 413/525-6405 * TEL. 413/525-2332

QUALITY CONTROL

Polychlorinated Biphenyls with 3540 Soxhlet Extraction - Quality Control

Analyte	Result	Reporting Limit	Units	Spike Level	Source Result	%REC	%REC Limits	RPD	RPD Limit	Notes
Batch B278710 - SW-846 3540C										
Matrix Spike (B278710-MS1)	**Source: 21C1116-08**			Prepared: 03/24/21 Analyzed: 03/29/21						
Aroclor-1016	0.26	0.10	mg/Kg dry	0.258	ND	99.9	40-140			
Aroclor-1016 [2C]	0.25	0.10	mg/Kg dry	0.258	ND	95.6	40-140			
Aroclor-1260	0.24	0.10	mg/Kg dry	0.258	ND	94.3	40-140			
Aroclor-1260 [2C]	0.23	0.10	mg/Kg dry	0.258	ND	88.3	40-140			
Surrogate: Decachlorobiphenyl	*0.239*		mg/Kg dry	0.258		92.8	30-150			
Surrogate: Decachlorobiphenyl [2C]	*0.240*		mg/Kg dry	0.258		93.1	30-150			
Surrogate: Tetrachloro-m-xylene	*0.240*		mg/Kg dry	0.258		93.0	30-150			
Surrogate: Tetrachloro-m-xylene [2C]	*0.239*		mg/Kg dry	0.258		92.7	30-150			
Matrix Spike (B278710-MS2)	**Source: 21C1116-11**			Prepared: 03/24/21 Analyzed: 03/29/21						
Aroclor-1016	0.32	0.13	mg/Kg dry	0.315	ND	102	40-140			
Aroclor-1016 [2C]	0.31	0.13	mg/Kg dry	0.315	ND	98.2	40-140			
Aroclor-1260	0.30	0.13	mg/Kg dry	0.315	ND	93.5	40-140			
Aroclor-1260 [2C]	0.30	0.13	mg/Kg dry	0.315	ND	93.6	40-140			
Surrogate: Decachlorobiphenyl	*0.298*		mg/Kg dry	0.315		94.4	30-150			
Surrogate: Decachlorobiphenyl [2C]	*0.298*		mg/Kg dry	0.315		94.4	30-150			
Surrogate: Tetrachloro-m-xylene	*0.284*		mg/Kg dry	0.315		90.0	30-150			
Surrogate: Tetrachloro-m-xylene [2C]	*0.285*		mg/Kg dry	0.315		90.2	30-150			
Matrix Spike Dup (B278710-MSD1)	**Source: 21C1116-08**			Prepared: 03/24/21 Analyzed: 03/29/21						
Aroclor-1016	0.23	0.10	mg/Kg dry	0.258	ND	88.7	40-140	11.8	50	
Aroclor-1016 [2C]	0.22	0.10	mg/Kg dry	0.258	ND	86.4	40-140	10.1	50	
Aroclor-1260	0.24	0.10	mg/Kg dry	0.258	ND	93.9	40-140	0.421	50	
Aroclor-1260 [2C]	0.23	0.10	mg/Kg dry	0.258	ND	88.0	40-140	0.363	50	
Surrogate: Decachlorobiphenyl	*0.238*		mg/Kg dry	0.258		92.4	30-150			
Surrogate: Decachlorobiphenyl [2C]	*0.239*		mg/Kg dry	0.258		92.8	30-150			
Surrogate: Tetrachloro-m-xylene	*0.195*		mg/Kg dry	0.258		75.7	30-150			
Surrogate: Tetrachloro-m-xylene [2C]	*0.196*		mg/Kg dry	0.258		76.1	30-150			
Matrix Spike Dup (B278710-MSD2)	**Source: 21C1116-11**			Prepared: 03/24/21 Analyzed: 03/29/21						
Aroclor-1016	0.32	0.13	mg/Kg dry	0.315	ND	100	40-140	2.05	50	
Aroclor-1016 [2C]	0.31	0.13	mg/Kg dry	0.315	ND	97.0	40-140	1.31	50	
Aroclor-1260	0.30	0.13	mg/Kg dry	0.315	ND	95.9	40-140	2.51	50	
Aroclor-1260 [2C]	0.30	0.13	mg/Kg dry	0.315	ND	93.7	40-140	0.0918	50	
Surrogate: Decachlorobiphenyl	*0.309*		mg/Kg dry	0.315		97.9	30-150			
Surrogate: Decachlorobiphenyl [2C]	*0.310*		mg/Kg dry	0.315		98.3	30-150			
Surrogate: Tetrachloro-m-xylene	*0.271*		mg/Kg dry	0.315		86.0	30-150			
Surrogate: Tetrachloro-m-xylene [2C]	*0.272*		mg/Kg dry	0.315		86.1	30-150			
Batch B278938 - SW-846 3540C										
Blank (B278938-BLK1)				Prepared: 03/27/21 Analyzed: 03/29/21						
Aroclor-1016	ND	0.020	mg/Kg wet							
Aroclor-1016 [2C]	ND	0.020	mg/Kg wet							
Aroclor-1221	ND	0.020	mg/Kg wet							
Aroclor-1221 [2C]	ND	0.020	mg/Kg wet							
Aroclor-1232	ND	0.020	mg/Kg wet							
Aroclor-1232 [2C]	ND	0.020	mg/Kg wet							
Aroclor-1242	ND	0.020	mg/Kg wet							
Aroclor-1242 [2C]	ND	0.020	mg/Kg wet							
Aroclor-1248	ND	0.020	mg/Kg wet							
Aroclor-1248 [2C]	ND	0.020	mg/Kg wet							
Aroclor-1254	ND	0.020	mg/Kg wet							

con-test®
A Pace Analytical® Laboratory

39 Spruce Street * East Longmeadow, MA 01028 * FAX 413/525-6405 * TEL. 413/525-2332

QUALITY CONTROL

Polychlorinated Biphenyls with 3540 Soxhlet Extraction - Quality Control

Analyte	Result	Reporting Limit	Units	Spike Level	Source Result	%REC	%REC Limits	RPD	RPD Limit	Notes
Batch B278938 - SW-846 3540C										
Blank (B278938-BLK1)				Prepared: 03/27/21 Analyzed: 03/29/21						
Aroclor-1254 [2C]	ND	0.020	mg/Kg wet							
Aroclor-1260	ND	0.020	mg/Kg wet							
Aroclor-1260 [2C]	ND	0.020	mg/Kg wet							
Aroclor-1262	ND	0.020	mg/Kg wet							
Aroclor-1262 [2C]	ND	0.020	mg/Kg wet							
Aroclor-1268	ND	0.020	mg/Kg wet							
Aroclor-1268 [2C]	ND	0.020	mg/Kg wet							
Surrogate: Decachlorobiphenyl	*0.146*		mg/Kg wet	0.200		72.9	30-150			
Surrogate: Decachlorobiphenyl [2C]	*0.126*		mg/Kg wet	0.200		63.1	30-150			
Surrogate: Tetrachloro-m-xylene	*0.166*		mg/Kg wet	0.200		83.1	30-150			
Surrogate: Tetrachloro-m-xylene [2C]	*0.157*		mg/Kg wet	0.200		78.6	30-150			
LCS (B278938-BS1)				Prepared: 03/27/21 Analyzed: 03/29/21						
Aroclor-1016	0.17	0.020	mg/Kg wet	0.200		84.6	40-140			
Aroclor-1016 [2C]	0.16	0.020	mg/Kg wet	0.200		78.9	40-140			
Aroclor-1260	0.15	0.020	mg/Kg wet	0.200		73.8	40-140			
Aroclor-1260 [2C]	0.13	0.020	mg/Kg wet	0.200		67.5	40-140			
Surrogate: Decachlorobiphenyl	*0.170*		mg/Kg wet	0.200		84.9	30-150			
Surrogate: Decachlorobiphenyl [2C]	*0.148*		mg/Kg wet	0.200		74.1	30-150			
Surrogate: Tetrachloro-m-xylene	*0.178*		mg/Kg wet	0.200		89.0	30-150			
Surrogate: Tetrachloro-m-xylene [2C]	*0.167*		mg/Kg wet	0.200		83.6	30-150			
LCS Dup (B278938-BSD1)				Prepared: 03/27/21 Analyzed: 03/29/21						
Aroclor-1016	0.17	0.020	mg/Kg wet	0.200		85.6	40-140	1.16	30	
Aroclor-1016 [2C]	0.16	0.020	mg/Kg wet	0.200		80.3	40-140	1.78	30	
Aroclor-1260	0.15	0.020	mg/Kg wet	0.200		75.2	40-140	1.91	30	
Aroclor-1260 [2C]	0.14	0.020	mg/Kg wet	0.200		68.8	40-140	1.96	30	
Surrogate: Decachlorobiphenyl	*0.171*		mg/Kg wet	0.200		85.3	30-150			
Surrogate: Decachlorobiphenyl [2C]	*0.148*		mg/Kg wet	0.200		74.0	30-150			
Surrogate: Tetrachloro-m-xylene	*0.176*		mg/Kg wet	0.200		88.2	30-150			
Surrogate: Tetrachloro-m-xylene [2C]	*0.166*		mg/Kg wet	0.200		83.0	30-150			
Batch B279616 - SW-846 3540C										
Blank (B279616-BLK1)				Prepared: 03/27/21 Analyzed: 04/06/21						
Aroclor-1016	ND	0.0020	mg/Kg wet							
Aroclor-1016 [2C]	ND	0.0020	mg/Kg wet							
Aroclor-1221	ND	0.0020	mg/Kg wet							
Aroclor-1221 [2C]	ND	0.0020	mg/Kg wet							
Aroclor-1232	ND	0.0020	mg/Kg wet							
Aroclor-1232 [2C]	ND	0.0020	mg/Kg wet							
Aroclor-1242	ND	0.0020	mg/Kg wet							
Aroclor-1242 [2C]	ND	0.0020	mg/Kg wet							
Aroclor-1248	ND	0.0020	mg/Kg wet							
Aroclor-1248 [2C]	ND	0.0020	mg/Kg wet							
Aroclor-1254	ND	0.0020	mg/Kg wet							
Aroclor-1254 [2C]	ND	0.0020	mg/Kg wet							
Aroclor-1260	ND	0.0020	mg/Kg wet							
Aroclor-1260 [2C]	ND	0.0020	mg/Kg wet							
Aroclor-1262	ND	0.0020	mg/Kg wet							
Aroclor-1262 [2C]	ND	0.0020	mg/Kg wet							
Aroclor-1268	ND	0.0020	mg/Kg wet							
Aroclor-1268 [2C]	ND	0.0020	mg/Kg wet							

con-test®
A Pace Analytical® Laboratory

39 Spruce Street * East Longmeadow, MA 01028 * FAX 413/525-6405 * TEL. 413/525-2332

QUALITY CONTROL

Polychlorinated Biphenyls with 3540 Soxhlet Extraction - Quality Control

Analyte	Result	Reporting Limit	Units	Spike Level	Source Result	%REC	%REC Limits	RPD	RPD Limit	Notes
Batch B279616 - SW-846 3540C										
Blank (B279616-BLK1)				Prepared: 03/27/21 Analyzed: 04/06/21						
Surrogate: Decachlorobiphenyl	*0.165*		mg/Kg wet	0.200		82.3	30-150			
Surrogate: Decachlorobiphenyl [2C]	*0.140*		mg/Kg wet	0.200		69.8	30-150			
Surrogate: Tetrachloro-m-xylene	*0.160*		mg/Kg wet	0.200		79.8	30-150			
Surrogate: Tetrachloro-m-xylene [2C]	*0.150*		mg/Kg wet	0.200		75.0	30-150			
LCS (B279616-BS1)				Prepared: 03/27/21 Analyzed: 03/29/21						
Aroclor-1016	0.17	0.020	mg/Kg wet	0.200		84.6	40-140			
Aroclor-1016 [2C]	0.16	0.020	mg/Kg wet	0.200		78.9	40-140			
Aroclor-1260	0.15	0.020	mg/Kg wet	0.200		73.8	40-140			
Aroclor-1260 [2C]	0.13	0.020	mg/Kg wet	0.200		67.5	40-140			
Surrogate: Decachlorobiphenyl	*0.170*		mg/Kg wet	0.200		84.9	30-150			
Surrogate: Decachlorobiphenyl [2C]	*0.148*		mg/Kg wet	0.200		74.1	30-150			
Surrogate: Tetrachloro-m-xylene	*0.178*		mg/Kg wet	0.200		89.0	30-150			
Surrogate: Tetrachloro-m-xylene [2C]	*0.167*		mg/Kg wet	0.200		83.6	30-150			
LCS Dup (B279616-BSD1)				Prepared: 03/27/21 Analyzed: 03/29/21						
Aroclor-1016	0.17	0.020	mg/Kg wet	0.200		85.6	40-140	1.16	30	
Aroclor-1016 [2C]	0.16	0.020	mg/Kg wet	0.200		80.3	40-140	1.78	30	
Aroclor-1260	0.15	0.020	mg/Kg wet	0.200		75.2	40-140	1.91	30	
Aroclor-1260 [2C]	0.14	0.020	mg/Kg wet	0.200		68.8	40-140	1.96	30	
Surrogate: Decachlorobiphenyl	*0.171*		mg/Kg wet	0.200		85.3	30-150			
Surrogate: Decachlorobiphenyl [2C]	*0.148*		mg/Kg wet	0.200		74.0	30-150			
Surrogate: Tetrachloro-m-xylene	*0.176*		mg/Kg wet	0.200		88.2	30-150			
Surrogate: Tetrachloro-m-xylene [2C]	*0.166*		mg/Kg wet	0.200		83.0	30-150			

con-test®
A Pace Analytical® Laboratory

39 Spruce Street * East Longmeadow, MA 01028 * FAX 413/525-6405 * TEL. 413/525-2332

QUALITY CONTROL

Conventional Chemistry Parameters by EPA/APHA/SW-846 Methods (Total) - Quality Control

Analyte	Result	Reporting Limit	Units	Spike Level	Source Result	%REC		%REC Limits	RPD	RPD Limit	Notes
Batch B278837 - SW 846 9060A											
Blank (B278837-BLK1)				Prepared & Analyzed: 03/26/21							
Total Organic Carbon	ND	100	mg/Kg								
LCS (B278837-BS1)				Prepared & Analyzed: 03/26/21							
Total Organic Carbon	654	100	mg/Kg	750		87.1		65.8-127			
LCS Dup (B278837-BSD1)				Prepared & Analyzed: 03/26/21							
Total Organic Carbon	656	100	mg/Kg	750		87.5		65.8-127	0.427	11.4	
Duplicate (B278837-DUP1)	**Source: 21C1116-08**			Prepared & Analyzed: 03/26/21							
Total Organic Carbon	8980	100	mg/Kg		5920				41.1	57.3	
Matrix Spike (B278837-MS1)	**Source: 21C1116-08**			Prepared & Analyzed: 03/26/21							
Total Organic Carbon	4060	100	mg/Kg	750	5920	**-247**	*	85-115			MS-07
Matrix Spike Dup (B278837-MSD1)	**Source: 21C1116-08**			Prepared & Analyzed: 03/26/21							
Total Organic Carbon	4580	100	mg/Kg	750	5920	**-179**	*	85-115	11.9	20	MS-07
Batch B278949 - SW 846 9060A											
Blank (B278949-BLK1)				Prepared & Analyzed: 03/29/21							
Total Organic Carbon	ND	100	mg/Kg								
LCS (B278949-BS1)				Prepared & Analyzed: 03/29/21							
Total Organic Carbon	730	100	mg/Kg	750		97.4		65.8-127			
LCS Dup (B278949-BSD1)				Prepared & Analyzed: 03/29/21							
Total Organic Carbon	691	100	mg/Kg	750		92.2		65.8-127	5.50	11.4	
Duplicate (B278949-DUP1)	**Source: 21C1116-11**			Prepared & Analyzed: 03/29/21							
Total Organic Carbon	20900	100	mg/Kg		18500				12.0	57.3	
Matrix Spike (B278949-MS1)	**Source: 21C1116-11**			Prepared & Analyzed: 03/29/21							
Total Organic Carbon	11800	100	mg/Kg	750	18500	**-898**	*	85-115			MS-07A
Matrix Spike Dup (B278949-MSD1)	**Source: 21C1116-11**			Prepared & Analyzed: 03/28/21							
Total Organic Carbon	14000	100	mg/Kg	750	18500	**-601**	*	85-115	17.3	20	MS-07A

con-test®
A Pace Analytical® Laboratory

39 Spruce Street * East Longmeadow, MA 01028 * FAX 413/525-6405 * TEL. 413/525-2332

IDENTIFICATION SUMMARY FOR SINGLE COMPONENT ANALYTES

SW-846 8082A

Reoccupy T4E (6-12)

Lab Sample ID: 21C1116-01 Date(s) Analyzed: 04/08/2021 04/08/2021

Instrument ID (1): ECD10 Instrument ID (2): ECD10

GC Column (1): ID: (mm) GC Column (2): ID: (mm)

ANALYTE	COL	RT	RT WINDOW		CONCENTRATION	%RPD
			FROM	TO		
Aroclor-1254	1	0.000	-0.030	0.030	0.022	
	2	0.000	-0.030	0.030	0.026	16.7
Aroclor-1260	1	0.000	-0.030	0.030	0.011	
	2	0.000	-0.030	0.030	0.011	0.0

con-test®
A Pace Analytical® Laboratory
39 Spruce Street * East Longmeadow, MA 01028 * FAX 413/525-6405 * TEL. 413/525-2332

IDENTIFICATION SUMMARY FOR SINGLE COMPONENT ANALYTES

SW-846 8082A

T4-1E (0-6)

Lab Sample ID: 21C1116-02 Date(s) Analyzed: 04/08/2021 04/08/2021

Instrument ID (1): ECD10 Instrument ID (2): ECD10

GC Column (1): ID: (mm) GC Column (2): ID: (mm)

ANALYTE	COL	RT	RT WINDOW		CONCENTRATION	%RPD
			FROM	TO		
Aroclor-1254	1	0.000	-0.030	0.030	0.016	
	2	0.000	-0.030	0.030	0.023	35.9
Aroclor-1260	1	0.000	-0.030	0.030	0.0038	
	2	0.000	-0.030	0.030	0.0037	2.7

con-test®
A Pace Analytical® Laboratory

39 Spruce Street * East Longmeadow, MA 01028 * FAX 413/525-6405 * TEL. 413/525-2332

IDENTIFICATION SUMMARY FOR SINGLE COMPONENT ANALYTES

SW-846 8082A

T4-1W (0-6)

Lab Sample ID: 21C1116-04RE1 Date(s) Analyzed: 03/29/2021 03/29/2021

Instrument ID (1): ECD4 Instrument ID (2): ECD4

GC Column (1): ID: (mm) GC Column (2): ID: (mm)

ANALYTE	COL	RT	RT WINDOW		CONCENTRATION	%RPD
			FROM	TO		
Aroclor-1254	1	0.000	-0.030	0.030	0.50	
	2	0.000	-0.030	0.030	0.44	12.8

con-test®
A Pace Analytical® Laboratory
39 Spruce Street * East Longmeadow, MA 01028 * FAX 413/525-6405 * TEL. 413/525-2332

IDENTIFICATION SUMMARY FOR SINGLE COMPONENT ANALYTES

SW-846 8082A

T4-2E (0-6)

Lab Sample ID: 21C1116-05RE1 Date(s) Analyzed: 04/06/2021 04/06/2021

Instrument ID (1): ECD 4 Instrument ID (2): ECD 4

GC Column (1): ID: (mm) GC Column (2): ID: (mm)

ANALYTE	COL	RT	RT WINDOW		CONCENTRATION	%RPD
			FROM	TO		
Aroclor-1254	1	0.000	-0.030	0.030	0.025	
	2	0.000	-0.030	0.030	0.028	11.3
Aroclor-1260	1	0.000	-0.030	0.030	0.0069	
	2	0.000	-0.030	0.030	0.0065	6.0

con-test®
A Pace Analytical® Laboratory
39 Spruce Street * East Longmeadow, MA 01028 * FAX 413/525-6405 * TEL. 413/525-2332

IDENTIFICATION SUMMARY FOR SINGLE COMPONENT ANALYTES

SW-846 8082A

T4-2C (0-6)

Lab Sample ID: 21C1116-06 Date(s) Analyzed: 04/08/2021 04/08/2021

Instrument ID (1): ECD10 Instrument ID (2): ECD10

GC Column (1): ID: (mm) GC Column (2): ID: (mm)

ANALYTE	COL	RT	RT WINDOW		CONCENTRATION	%RPD
			FROM	TO		
Aroclor-1254	1	0.000	-0.030	0.030	0.013	
	2	0.000	-0.030	0.030	0.014	7.4
Aroclor-1260	1	0.000	-0.030	0.030	0.0032	
	2	0.000	-0.030	0.030	0.0034	6.1

con-test®
A Pace Analytical® Laboratory
39 Spruce Street * East Longmeadow, MA 01028 * FAX 413/525-6405 * TEL. 413/525-2332

IDENTIFICATION SUMMARY FOR SINGLE COMPONENT ANALYTES

SW-846 8082A

T4-2W (0-6)

Lab Sample ID: 21C1116-07RE1 Date(s) Analyzed: 03/29/2021 03/29/2021

Instrument ID (1): ECD4 Instrument ID (2): ECD4

GC Column (1): ID: (mm) GC Column (2): ID: (mm)

ANALYTE	COL	RT	RT WINDOW		CONCENTRATION	%RPD
			FROM	TO		
Aroclor-1254	1	0.000	-0.030	0.030	0.20	
	2	0.000	-0.030	0.030	0.18	10.5

con-test®
A Pace Analytical® Laboratory
39 Spruce Street * East Longmeadow, MA 01028 * FAX 413/525-6405 * TEL. 413/525-2332

IDENTIFICATION SUMMARY FOR SINGLE COMPONENT ANALYTES

SW-846 8082A

T4-2W (6-12)

Lab Sample ID: 21C1116-08 Date(s) Analyzed: 04/08/2021 04/08/2021

Instrument ID (1): ECD10 Instrument ID (2): ECD10

GC Column (1): ID: (mm) GC Column (2): ID: (mm)

ANALYTE	COL	RT	RT WINDOW		CONCENTRATION	%RPD
			FROM	TO		
Aroclor-1254	1	0.000	-0.030	0.030	0.046	
	2	0.000	-0.030	0.030	0.047	2.2
Aroclor-1260	1	0.000	-0.030	0.030	0.0066	
	2	0.000	-0.030	0.030	0.0066	0.0

con-test®
A Pace Analytical® Laboratory
39 Spruce Street * East Longmeadow, MA 01028 * FAX 413/525-6405 * TEL. 413/525-2332

IDENTIFICATION SUMMARY FOR SINGLE COMPONENT ANALYTES

SW-846 8082A

T5-1E (0-6)

Lab Sample ID: 21C1116-09 Date(s) Analyzed: 04/08/2021 04/08/2021

Instrument ID (1): ECD10 Instrument ID (2): ECD10

GC Column (1): ID: (mm) GC Column (2): ID: (mm)

ANALYTE	COL	RT	RT WINDOW		CONCENTRATION	%RPD
			FROM	TO		
Aroclor-1254	1	0.000	-0.030	0.030	0.019	
	2	0.000	-0.030	0.030	0.020	0.0
Aroclor-1260	1	0.000	-0.030	0.030	0.0052	
	2	0.000	-0.030	0.030	0.0050	3.9

con-test®
A Pace Analytical® Laboratory
39 Spruce Street * East Longmeadow, MA 01028 * FAX 413/525-6405 * TEL. 413/525-2332

IDENTIFICATION SUMMARY FOR SINGLE COMPONENT ANALYTES

SW-846 8082A

T5-1C (0-6)

Lab Sample ID: 21C1116-10 Date(s) Analyzed: 04/08/2021 04/08/2021

Instrument ID (1): ECD10 Instrument ID (2): ECD10

GC Column (1): ID: (mm) GC Column (2): ID: (mm)

ANALYTE	COL	RT	RT WINDOW		CONCENTRATION	%RPD
			FROM	TO		
Aroclor-1254	1	0.000	-0.030	0.030	0.015	
	2	0.000	-0.030	0.030	0.018	18.2
Aroclor-1260	1	0.000	-0.030	0.030	0.0059	
	2	0.000	-0.030	0.030	0.0055	8.7

con-test®
A Pace Analytical® Laboratory
39 Spruce Street * East Longmeadow, MA 01028 * FAX 413/525-6405 * TEL. 413/525-2332

IDENTIFICATION SUMMARY FOR SINGLE COMPONENT ANALYTES

SW-846 8082A

T5-1W (0-6)

Lab Sample ID: 21C1116-11 Date(s) Analyzed: 04/08/2021 04/08/2021

Instrument ID (1): ECD10 Instrument ID (2): ECD10

GC Column (1): ID: (mm) GC Column (2): ID: (mm)

ANALYTE	COL	RT	RT WINDOW		CONCENTRATION	%RPD
			FROM	TO		
Aroclor-1254	1	0.000	-0.030	0.030	0.023	
	2	0.000	-0.030	0.030	0.037	46.7
Aroclor-1260	1	0.000	-0.030	0.030	0.010	
	2	0.000	-0.030	0.030	0.0087	13.9

con-test®
A Pace Analytical® Laboratory
39 Spruce Street * East Longmeadow, MA 01028 * FAX 413/525-6405 * TEL. 413/525-2332

IDENTIFICATION SUMMARY FOR SINGLE COMPONENT ANALYTES

SW-846 8082A

T5-2E (0-6)

Lab Sample ID: 21C1116-12 Date(s) Analyzed: 04/08/2021 04/08/2021

Instrument ID (1): ECD10 Instrument ID (2): ECD10

GC Column (1): ID: (mm) GC Column (2): ID: (mm)

ANALYTE	COL	RT	RT WINDOW		CONCENTRATION	%RPD
			FROM	TO		
Aroclor-1254	1	0.000	-0.030	0.030	0.018	
	2	0.000	-0.030	0.030	0.023	24.4
Aroclor-1260	1	0.000	-0.030	0.030	0.0081	
	2	0.000	-0.030	0.030	0.0080	1.2

con-test®
A Pace Analytical® Laboratory
39 Spruce Street * East Longmeadow, MA 01028 * FAX 413/525-6405 * TEL. 413/525-2332

IDENTIFICATION SUMMARY FOR SINGLE COMPONENT ANALYTES

SW-846 8082A

T5-2C (0-6)

Lab Sample ID: 21C1116-13 Date(s) Analyzed: 04/08/2021 04/08/2021

Instrument ID (1): ECD10 Instrument ID (2): ECD10

GC Column (1): ID: (mm) GC Column (2): ID: (mm)

ANALYTE	COL	RT	RT WINDOW		CONCENTRATION	%RPD
			FROM	TO		
Aroclor-1254	1	0.000	-0.030	0.030	0.0048	
	2	0.000	-0.030	0.030	0.0067	33.0
Aroclor-1260	1	0.000	-0.030	0.030	0.0033	
	2	0.000	-0.030	0.030	0.0027	20.0

con-test®
A Pace Analytical® Laboratory
39 Spruce Street * East Longmeadow, MA 01028 * FAX 413/525-6405 * TEL. 413/525-2332

IDENTIFICATION SUMMARY FOR SINGLE COMPONENT ANALYTES

SW-846 8082A

T5-2W (0-6)

Lab Sample ID: 21C1116-14 Date(s) Analyzed: 04/08/2021 04/08/2021

Instrument ID (1): ECD10 Instrument ID (2): ECD10

GC Column (1): ID: (mm) GC Column (2): ID: (mm)

ANALYTE	COL	RT	RT WINDOW		CONCENTRATION	%RPD
			FROM	TO		
Aroclor-1254	1	0.000	-0.030	0.030	0.0030	
	2	0.000	-0.030	0.030	0.0037	20.9

con-test®
A Pace Analytical® Laboratory
39 Spruce Street * East Longmeadow, MA 01028 * FAX 413/525-6405 * TEL. 413/525-2332

IDENTIFICATION SUMMARY FOR SINGLE COMPONENT ANALYTES

SW-846 8082A

T6-1E (0-6)

Lab Sample ID: 21C1116-15 Date(s) Analyzed: 04/08/2021 04/08/2021

Instrument ID (1): ECD10 Instrument ID (2): ECD10

GC Column (1): ID: (mm) GC Column (2): ID: (mm)

ANALYTE	COL	RT	RT WINDOW		CONCENTRATION	%RPD
			FROM	TO		
Aroclor-1254	1	0.000	-0.030	0.030	0.010	
	2	0.000	-0.030	0.030	0.010	0.0

con-test®
A Pace Analytical® Laboratory
39 Spruce Street * East Longmeadow, MA 01028 * FAX 413/525-6405 * TEL. 413/525-2332

IDENTIFICATION SUMMARY FOR SINGLE COMPONENT ANALYTES

SW-846 8082A

T6-1C (0-6)

Lab Sample ID: 21C1116-16 Date(s) Analyzed: 04/08/2021 04/08/2021

Instrument ID (1): ECD10 Instrument ID (2): ECD10

GC Column (1): ID: (mm) GC Column (2): ID: (mm)

ANALYTE	COL	RT	RT WINDOW		CONCENTRATION	%RPD
			FROM	TO		
Aroclor-1254	1	0.000	-0.030	0.030	0.0048	
	2	0.000	-0.030	0.030	0.0053	9.9

con-test®
A Pace Analytical® Laboratory
39 Spruce Street * East Longmeadow, MA 01028 * FAX 413/525-6405 * TEL. 413/525-2332

IDENTIFICATION SUMMARY FOR SINGLE COMPONENT ANALYTES

SW-846 8082A

T6-1W (0-6)

Lab Sample ID: 21C1116-17 Date(s) Analyzed: 04/08/2021 04/08/2021

Instrument ID (1): ECD10 Instrument ID (2): ECD10

GC Column (1): ID: (mm) GC Column (2): ID: (mm)

ANALYTE	COL	RT	RT WINDOW		CONCENTRATION	%RPD
			FROM	TO		
Aroclor-1254	1	0.000	-0.030	0.030	0.018	
	2	0.000	-0.030	0.030	0.019	5.4
Aroclor-1260	1	0.000	-0.030	0.030	0.0048	
	2	0.000	-0.030	0.030	0.0047	2.1

con-test®
A Pace Analytical® Laboratory
39 Spruce Street * East Longmeadow, MA 01028 * FAX 413/525-6405 * TEL. 413/525-2332

IDENTIFICATION SUMMARY FOR SINGLE COMPONENT ANALYTES

SW-846 8082A

T7-1E (0-6)

Lab Sample ID: 21C1116-18 Date(s) Analyzed: 04/08/2021 04/08/2021

Instrument ID (1): ECD10 Instrument ID (2): ECD10

GC Column (1): ID: (mm) GC Column (2): ID: (mm)

ANALYTE	COL	RT	RT WINDOW		CONCENTRATION	%RPD
			FROM	TO		
Aroclor-1254	1	0.000	-0.030	0.030	0.021	
	2	0.000	-0.030	0.030	0.026	21.3
Aroclor-1260	1	0.000	-0.030	0.030	0.0086	
	2	0.000	-0.030	0.030	0.0083	3.6

con-test®
A Pace Analytical® Laboratory
39 Spruce Street * East Longmeadow, MA 01028 * FAX 413/525-6405 * TEL. 413/525-2332

IDENTIFICATION SUMMARY FOR SINGLE COMPONENT ANALYTES

SW-846 8082A

T7-1C (0-6)

Lab Sample ID: 21C1116-19 Date(s) Analyzed: 04/08/2021 04/08/2021

Instrument ID (1): ECD10 Instrument ID (2): ECD10

GC Column (1): ID: (mm) GC Column (2): ID: (mm)

ANALYTE	COL	RT	RT WINDOW		CONCENTRATION	%RPD
			FROM	TO		
Aroclor-1254	1	0.000	-0.030	0.030	0.021	
	2	0.000	-0.030	0.030	0.036	52.6
Aroclor-1260	1	0.000	-0.030	0.030	0.024	
	2	0.000	-0.030	0.030	0.024	0.0

con-test®
A Pace Analytical® Laboratory
39 Spruce Street * East Longmeadow, MA 01028 * FAX 413/525-6405 * TEL. 413/525-2332

IDENTIFICATION SUMMARY FOR SINGLE COMPONENT ANALYTES

SW-846 8082A

T7-1W (0-6)

Lab Sample ID: 21C1116-20 Date(s) Analyzed: 04/08/2021 04/08/2021

Instrument ID (1): ECD10 Instrument ID (2): ECD10

GC Column (1): ID: (mm) GC Column (2): ID: (mm)

ANALYTE	COL	RT	RT WINDOW		CONCENTRATION	%RPD
			FROM	TO		
Aroclor-1254	1	0.000	-0.030	0.030	0.021	
	2	0.000	-0.030	0.030	0.034	47.3
Aroclor-1260	1	0.000	-0.030	0.030	0.012	
	2	0.000	-0.030	0.030	0.011	8.7

con-test®
A Pace Analytical® Laboratory
39 Spruce Street * East Longmeadow, MA 01028 * FAX 413/525-6405 * TEL. 413/525-2332

IDENTIFICATION SUMMARY FOR SINGLE COMPONENT ANALYTES

SW-846 8082A

LCS

Lab Sample ID: B278710-BS1 Date(s) Analyzed: 03/29/2021 03/29/2021

Instrument ID (1): ECD10 Instrument ID (2): ECD10

GC Column (1): ID: (mm) GC Column (2): ID: (mm)

ANALYTE	COL	RT	RT WINDOW		CONCENTRATION	%RPD
			FROM	TO		
Aroclor-1016	1	0.000	-0.030	0.030	0.19	
	2	0.000	-0.030	0.030	0.18	5.4
Aroclor-1260	1	0.000	-0.030	0.030	0.17	
	2	0.000	-0.030	0.030	0.17	0.0

con-test®
A Pace Analytical® Laboratory
39 Spruce Street * East Longmeadow, MA 01028 * FAX 413/525-6405 * TEL. 413/525-2332

IDENTIFICATION SUMMARY FOR SINGLE COMPONENT ANALYTES

SW-846 8082A

LCS Dup

Lab Sample ID: B278710-BSD1 Date(s) Analyzed: 03/29/2021 03/29/2021

Instrument ID (1): ECD10 Instrument ID (2): ECD10

GC Column (1): ID: (mm) GC Column (2): ID: (mm)

ANALYTE	COL	RT	RT WINDOW		CONCENTRATION	%RPD
			FROM	TO		
Aroclor-1016	1	0.000	-0.030	0.030	0.19	
	2	0.000	-0.030	0.030	0.18	5.4
Aroclor-1260	1	0.000	-0.030	0.030	0.17	
	2	0.000	-0.030	0.030	0.17	0.0

con-test®
A Pace Analytical® Laboratory
39 Spruce Street * East Longmeadow, MA 01028 * FAX 413/525-6405 * TEL. 413/525-2332

IDENTIFICATION SUMMARY FOR SINGLE COMPONENT ANALYTES

SW-846 8082A

Matrix Spike

Lab Sample ID: B278710-MS1 Date(s) Analyzed: 03/29/2021 03/29/2021

Instrument ID (1): ECD10 Instrument ID (2): ECD10

GC Column (1): ID: (mm) GC Column (2): ID: (mm)

ANALYTE	COL	RT	RT WINDOW		CONCENTRATION	%RPD
			FROM	TO		
Aroclor-1016	1	0.000	-0.030	0.030	0.26	
	2	0.000	-0.030	0.030	0.25	3.9
Aroclor-1260	1	0.000	-0.030	0.030	0.24	
	2	0.000	-0.030	0.030	0.23	4.3

con-test®
A Pace Analytical® Laboratory
39 Spruce Street * East Longmeadow, MA 01028 * FAX 413/525-6405 * TEL. 413/525-2332

IDENTIFICATION SUMMARY FOR SINGLE COMPONENT ANALYTES

SW-846 8082A

Matrix Spike

Lab Sample ID: B278710-MS2 Date(s) Analyzed: 03/29/2021 03/29/2021

Instrument ID (1): ECD10 Instrument ID (2): ECD10

GC Column (1): ID: (mm) GC Column (2): ID: (mm)

ANALYTE	COL	RT	RT WINDOW		CONCENTRATION	%RPD
			FROM	TO		
Aroclor-1016	1	0.000	-0.030	0.030	0.32	
	2	0.000	-0.030	0.030	0.31	3.2
Aroclor-1260	1	0.000	-0.030	0.030	0.30	
	2	0.000	-0.030	0.030	0.30	0.0

con-test®
A Pace Analytical® Laboratory
39 Spruce Street * East Longmeadow, MA 01028 * FAX 413/525-6405 * TEL. 413/525-2332

IDENTIFICATION SUMMARY FOR SINGLE COMPONENT ANALYTES

SW-846 8082A

Matrix Spike Dup

Lab Sample ID: B278710-MSD1 Date(s) Analyzed: 03/29/2021 03/29/2021

Instrument ID (1): ECD10 Instrument ID (2): ECD10

GC Column (1): ID: (mm) GC Column (2): ID: (mm)

ANALYTE	COL	RT	RT WINDOW		CONCENTRATION	%RPD
			FROM	TO		
Aroclor-1016	1	0.000	-0.030	0.030	0.23	
	2	0.000	-0.030	0.030	0.22	4.4
Aroclor-1260	1	0.000	-0.030	0.030	0.24	
	2	0.000	-0.030	0.030	0.23	4.3

con-test®
A Pace Analytical® Laboratory
39 Spruce Street * East Longmeadow, MA 01028 * FAX 413/525-6405 * TEL. 413/525-2332

IDENTIFICATION SUMMARY FOR SINGLE COMPONENT ANALYTES

SW-846 8082A

Matrix Spike Dup

Lab Sample ID: B278710-MSD2 Date(s) Analyzed: 03/29/2021 03/29/2021

Instrument ID (1): ECD10 Instrument ID (2): ECD10

GC Column (1): ID: (mm) GC Column (2): ID: (mm)

ANALYTE	COL	RT	RT WINDOW		CONCENTRATION	%RPD
			FROM	TO		
Aroclor-1016	1	0.000	-0.030	0.030	0.32	
	2	0.000	-0.030	0.030	0.31	3.2
Aroclor-1260	1	0.000	-0.030	0.030	0.30	
	2	0.000	-0.030	0.030	0.30	0.0

con-test®
A Pace Analytical® Laboratory
39 Spruce Street * East Longmeadow, MA 01028 * FAX 413/525-6405 * TEL. 413/525-2332

IDENTIFICATION SUMMARY FOR SINGLE COMPONENT ANALYTES

SW-846 8082A

LCS

Lab Sample ID: B278938-BS1 Date(s) Analyzed: 03/29/2021 03/29/2021

Instrument ID (1): ECD4 Instrument ID (2): ECD4

GC Column (1): ID: (mm) GC Column (2): ID: (mm)

ANALYTE	COL	RT	RT WINDOW		CONCENTRATION	%RPD
			FROM	TO		
Aroclor-1016	1	0.000	-0.030	0.030	0.17	
	2	0.000	-0.030	0.030	0.16	6.1
Aroclor-1260	1	0.000	-0.030	0.030	0.15	
	2	0.000	-0.030	0.030	0.13	14.3

con-test®
A Pace Analytical® Laboratory
39 Spruce Street * East Longmeadow, MA 01028 * FAX 413/525-6405 * TEL. 413/525-2332

IDENTIFICATION SUMMARY FOR SINGLE COMPONENT ANALYTES

SW-846 8082A

LCS Dup

Lab Sample ID: B278938-BSD1 Date(s) Analyzed: 03/29/2021 03/29/2021

Instrument ID (1): ECD4 Instrument ID (2): ECD4

GC Column (1): ID: (mm) GC Column (2): ID: (mm)

ANALYTE	COL	RT	RT WINDOW		CONCENTRATION	%RPD
			FROM	TO		
Aroclor-1016	1	0.000	-0.030	0.030	0.17	
	2	0.000	-0.030	0.030	0.16	6.1
Aroclor-1260	1	0.000	-0.030	0.030	0.15	
	2	0.000	-0.030	0.030	0.14	6.9

con-test®
A Pace Analytical® Laboratory
39 Spruce Street * East Longmeadow, MA 01028 * FAX 413/525-6405 * TEL. 413/525-2332

IDENTIFICATION SUMMARY FOR SINGLE COMPONENT ANALYTES

SW-846 8082A

LCS

Lab Sample ID: B279616-BS1 Date(s) Analyzed: 03/29/2021 03/29/2021

Instrument ID (1): Instrument ID (2):

GC Column (1): ID: (mm) GC Column (2): ID: (mm)

ANALYTE	COL	RT	RT WINDOW		CONCENTRATION	%RPD
			FROM	TO		
Aroclor-1016	1	0.000	-0.030	0.030	0.17	
	2	0.000	-0.030	0.030	0.16	6.1
Aroclor-1260	1	0.000	-0.030	0.030	0.15	
	2	0.000	-0.030	0.030	0.13	14.3

con-test®
A Pace Analytical® Laboratory

39 Spruce Street * East Longmeadow, MA 01028 * FAX 413/525-6405 * TEL. 413/525-2332

IDENTIFICATION SUMMARY FOR SINGLE COMPONENT ANALYTES

SW-846 8082A

LCS Dup

Lab Sample ID: B279616-BSD1 Date(s) Analyzed: 03/29/2021 03/29/2021

Instrument ID (1): Instrument ID (2):

GC Column (1): ID: (mm) GC Column (2): ID: (mm)

ANALYTE	COL	RT	RT WINDOW		CONCENTRATION	%RPD
			FROM	TO		
Aroclor-1016	1	0.000	-0.030	0.030	0.17	
	2	0.000	-0.030	0.030	0.16	6.1
Aroclor-1260	1	0.000	-0.030	0.030	0.15	
	2	0.000	-0.030	0.030	0.14	6.9

con-test®
A Pace Analytical® Laboratory

39 Spruce Street * East Longmeadow, MA 01028 * FAX 413/525-6405 * TEL. 413/525-2332

FLAG/QUALIFIER SUMMARY

*	QC result is outside of established limits.
†	Wide recovery limits established for difficult compound.
‡	Wide RPD limits established for difficult compound.
#	Data exceeded client recommended or regulatory level
ND	Not Detected
RL	Reporting Limit is at the level of quantitation (LOQ)
DL	Detection Limit is the lower limit of detection determined by the MDL study
MCL	Maximum Contaminant Level
	Percent recoveries and relative percent differences (RPDs) are determined by the software using values in the calculation which have not been rounded.
	No results have been blank subtracted unless specified in the case narrative section.
MS-07	Matrix spike recovery is outside of control limits. Analysis is in control based on laboratory fortified blank recovery.Possibility of sample matrix effects that lead to low bias for reported result or non-homogeneous sample aliquot cannot be eliminated.
MS-07A	Matrix spike and spike duplicate recovery is outside of control limits. Analysis is in control based on laboratory fortified blank recovery. Possibility of matrix effects that lead to low bias or non-homogeneous sample aliquot cannot be eliminated.
P-02	Sample RPD between primary and confirmatory analysis exceeded 40%. Per EPA method 8000, the lower value was reported due to obvious chromatographic interference on the column with the higher result.

con-test®
A Pace Analytical® Laboratory

39 Spruce Street * East Longmeadow, MA 01028 * FAX 413/525-6405 * TEL. 413/525-2332

CERTIFICATIONS

Certified Analyses included in this Report

Analyte	Certifications
SW 846 9060A in Soil	
Total Organic Carbon	NY,CT,ME,VA,NH
SW-846 8082A in Soil	
Aroclor-1016	CT,NH,NY,ME,NC,VA,PA
Aroclor-1016 [2C]	CT,NH,NY,ME,NC,VA,PA
Aroclor-1221	CT,NH,NY,ME,NC,VA,PA
Aroclor-1221 [2C]	CT,NH,NY,ME,NC,VA,PA
Aroclor-1232	CT,NH,NY,ME,NC,VA,PA
Aroclor-1232 [2C]	CT,NH,NY,ME,NC,VA,PA
Aroclor-1242	CT,NH,NY,ME,NC,VA,PA
Aroclor-1242 [2C]	CT,NH,NY,ME,NC,VA,PA
Aroclor-1248	CT,NH,NY,ME,NC,VA,PA
Aroclor-1248 [2C]	CT,NH,NY,ME,NC,VA,PA
Aroclor-1254	CT,NH,NY,ME,NC,VA,PA
Aroclor-1254 [2C]	CT,NH,NY,ME,NC,VA,PA
Aroclor-1260	CT,NH,NY,ME,NC,VA,PA
Aroclor-1260 [2C]	CT,NH,NY,ME,NC,VA,PA
Aroclor-1262	NY,NC,VA,PA
Aroclor-1262 [2C]	NY,NC,VA,PA
Aroclor-1268	NY,NC,VA,PA
Aroclor-1268 [2C]	NY,NC,VA,PA

Con-Test, a Pace Environmental Laboratory, operates under the following certifications and accreditations:

Code	Description	Number	Expires
AIHA	AIHA-LAP, LLC - ISO17025:2017	100033	03/1/2022
MA	Massachusetts DEP	M-MA100	06/30/2021
CT	Connecticut Department of Publilc Health	PH-0165	12/31/2022
NY	New York State Department of Health	10899 NELAP	04/1/2022
NH-S	New Hampshire Environmental Lab	2516 NELAP	02/5/2022
RI	Rhode Island Department of Health	LAO00112	12/30/2021
NC	North Carolina Div. of Water Quality	652	12/31/2021
NJ	New Jersey DEP	MA007 NELAP	06/30/2021
FL	Florida Department of Health	E871027 NELAP	06/30/2021
VT	Vermont Department of Health Lead Laboratory	LL720741	07/30/2021
ME	State of Maine	MA00100	06/9/2021
VA	Commonwealth of Virginia	460217	12/14/2021
NH-P	New Hampshire Environmental Lab	2557 NELAP	09/6/2021
VT-DW	Vermont Department of Health Drinking Water	VT-255716	06/12/2021
NC-DW	North Carolina Department of Health	25703	07/31/2021
PA	Commonwealth of Pennsylvania DEP	68-05812	06/30/2021
MI	Dept. of Env, Great Lakes, and Energy	9100	09/6/2021

21C1116

con-test ANALYTICAL LABORATORY

Phone: 413-525-2332
Fax: 413-525-6405
Email: info@contestlabs.com

http://www.contestlabs.com

CHAIN OF CUSTODY RECORD

39 Spruce Street
East Longmeadow, MA 01028

Doc # 381 Rev 2_06262019

Page 1 of 3

Company Name: Weston & Sampson
Address: Rocky Hill CT
Phone: 800-SAMPSON
Project Name: Eversource - Durham ER
Project Location: Durham, CT
Project Number:
Project Manager: Jeff Willson
Con-Test Quote Name/Number:
Invoice Recipient: Jeff Willson
Sampled By: Chris Bechtiaume

Turnaround Time (TAT) Requested
7-Day [X] 10-Day [ ]
PFAS 10-Day (std) [ ] Due Date:

RUSH Approval Required
1-Day [ ] 3-Day [ ]
2-Day [ ] 4-Day [ ]

Preserved or Filtered Samples
○ Field Filtered
○ Lab to Filter

Received Non-Preserved Samples
○ Field Filtered
○ Lab to Filter

Data Delivery
Format: PDF [ ] EXCEL [X]
Other: EnviroData
CLP Like Data Pkg Required: [ ]
Email To: WillsonJC@wsinc.com
Fax To #:

ANALYSIS REQUESTED

Con-Test Work Order#	Client Sample ID / Description	Beginning Date/Time	Ending Date/Time	COMP/GRAB	[1]Matrix Code	Conc Code	VIALS	GLASS	PLASTIC	BACTERIA	ENCORE	PCBs w/ Sox	LMS/MSD	HOLD	TOC	LMS/MSD
1	Receiving T4E (6-12)	3/19/21	1510	G	S	U		1				X			X	
2	T4-1E (0-6)		1440					2				X			X	
3	T4-1C (0-6)		1450					1				X			X	
	T4-1C (6-12)		1455					1						X		
4	T4-1W (0-6)		1500					1				X			X	
	T4-1W (6-12)		1505					1						X		
5	T4-2E (0-6)		1330									X			X	
	T4-2E (6-12)		1335											X		
6	T4-2C (0-6)		1320									X			X	
7	T4-2W (0-6)		1310									X			X	

[2] Preservation Code

Container Info Only
Total Number Of:
VIALS
GLASS 7
PLASTIC 1
BACTERIA
ENCORE

Glassware in the fridge? Y / N
Glassware in freezer? Y / N
Prepackaged Cooler? Y / N
*Contest is not responsible for missing samples from prepacked coolers

[1] Matrix Codes:
GW = Ground Water
WW = Waste Water
DW = Drinking Water
A = Air
S = Soil
SL = Sludge
SOL = Solid
O = Other (please define)

[2] Preservation Codes:
I = Iced
H = HCL
M = Methanol
N = Nitric Acid
S = Sulfuric Acid
B = Sodium Bisulfate
X = Sodium Hydroxide
T = Sodium Thiosulfate
O = Other (please define)

Relinquished by: (signature)	Date/Time:
Received by: (signature)	Date/Time: 3/22/21 1105
Relinquished by: (signature)	Date/Time: 3/22/21 1635
Received by: (signature)	Date/Time: 3.4 3/22/21 1835
Relinquished by: (signature)	Date/Time:
Received by: (signature)	Date/Time:
Relinquished by: (signature)	Date/Time:
Received by: (signature)	Date/Time:

Client Comments: Eversource project- ES rates no sales tax

Detection Limit Requirements
MA: [ ]
RCP: 0.004 mg/kg
Other: [ ]

Special Requirements
MA MCP Required [ ]
MCP Certification Form Required [X]
CT RCP Required [ ]
RCP Certification Form Required [ ]
MA State DW Required [ ]
PWSID #

Please use the following codes to indicate possible sample concentration within the Conc Code column above:
H - High; M - Medium; L - Low; C - Clean; U - Unknown

NELAC and AIHA-LAP, LLC Accredited

Project Entity
Government [ ] Municipality [ ] MWRA [ ] WRTA [ ]
Federal [ ] 21 J [ ] School [ ]
City [ ] Brownfield [ ] MBTA [ ]

Other
[ ] Chromatogram
[ ] AIHA-LAP,LLC

PCB ONLY
[X] Soxhlet
[ ] Non Soxhlet

Comments:
Hold samples on wo#21c1118, client notified sample -03 was received broken 3/23/21 mmk

Disclaimer: Con-Test Labs is not responsible for any omitted information on the Chain of Custody. The Chain of Custody is a legal document that must be complete and accurate and is used to determine what analyses the laboratory will perform. Any missing information is not the laboratory's responsibility. Con-Test values your partnership on each project and will try to assist with missing information, but will not be held accountable.

Table of Contents

21C1116

con-test ANALYTICAL LABORATORY

Phone: 413-525-2332
Fax: 413-525-6405
Email: info@contestlabs.com

http://www.contestlabs.com

CHAIN OF CUSTODY RECORD

39 Spruce Street
East Longmeadow, MA 01028

Doc # 381 Rev 2_06262019

Page 2 of 3

Company Name:	Weston & Sampson
Address:	Rocky Hill, CT
Phone:	800-SAMPSON
Project Name:	Eversource - Durham ER
Project Location:	Durham, CT
Project Number:	
Project Manager:	Jeff Willson
Con-Test Quote Name/Number:	
Invoice Recipient:	Jeff Willson
Sampled By:	Chris Bechtiaume

Requested Turnaround Time
7-Day X | 10-Day
PFAS 10-Day (std) | Due Date:

Prior Approval Required
1-Day | 3-Day
2-Day | 4-Day

Data Delivery
Format: PDF X EXCEL X
Other: EnviroData
CLP Like Data Pkg Required:
Email To: WillsonJC@wseinc.com
Fax To #:

Dissolved Field Filtered Samples
Field Filtered
Lab to Filter

Dissolved Lab Filtered Samples
Field Filtered
Lab to Filter

ANALYSIS REQUESTED

Con-Test Work Order#	Client Sample ID / Description	Beginning Date/Time	Ending Date/Time	COMP/GRAB	[1]Matrix Code	Conc Code	VIALS	GLASS	PLASTIC	BACTERIA	ENCORE	I	I	I	I	I	I	[2] Preservation Code
8	T4-2W (6-12)	3/9/21	1315	G	S	U		3				X	X			X	X	Container Type: Total Number Of:
9	T5-1E (0-6)		1050					1				X				X		VIALS 18
	T5-1E (6-9)		1055					2						X				GLASS
10	T5-1C (0-6)		1100					1 WW				X				X		PLASTIC
11	T5-1W (0-6)		1110					5				X	X			X	X	BACTERIA
	T5-1W (6-10)		1118					2						X				ENCORE
12	T5-2E (0-6)		1000					1				X				X		
13	T5-2C (0-6)		0950					1				X				X		
14	T5-2W (0-6)		0955					1				X				X		
	T5-2W (6-10)		0940					1						X				

Glassware in the fridge? Y / N
Glassware in freezer? Y / N
Prepackaged Cooler? Y / N
*Contest is not responsible for missing samples from prepacked coolers

[1] Matrix Codes:
GW = Ground Water
WW = Waste Water
DW = Drinking Water
A = Air
S = Soil
SL = Sludge
SOL = Solid
O = Other (please define)

[2] Preservation Codes:
I = Iced
H = HCL
M = Methanol
N = Nitric Acid
S = Sulfuric Acid
B = Sodium Bisulfate
X = Sodium Hydroxide
T = Sodium Thiosulfate
O = Other (please define)

Relinquished by: (signature)	Date/Time:
Received by: (signature)	Date/Time:
Relinquished by: (signature)	Date/Time:
Received by: (signature)	Date/Time:
Relinquished by: (signature)	Date/Time:
Received by: (signature)	Date/Time:
Relinquished by: (signature)	Date/Time:
Received by: (signature)	Date/Time:

Client Comments: Eversource project - ES rates
no sales tax

Detection Limit Requirements
PQL
RL
CT 0.004 mg/kg
Other

Special Requirements
MA MCP Required
RCP Certification Form Required
X CT RCP Required
NLP Certification Form Required
MA State DW Required
PWSID #

Please use the following codes to indicate possible sample concentration within the Conc Code column above:
H - High; M - Medium; L - Low; C - Clean; U - Unknown

NELAC and AIHA-LAP, LLC Accredited

Project Entity
Government | Municipality | MWRA | WRTA
Federal | 21 J | School
City | Brownfield | MBTA

Other
Chromatogram
AIHA-LAP,LLC

PCB ONLY
X Soxhlet
Non Soxhlet

Comments:

Disclaimer: Con-Test Labs is not responsible for any omitted information on the Chain of Custody. The Chain of Custody is a legal document that must be complete and accurate and is used to determine what analyses the laboratory will perform. Any missing information is not the laboratory's responsibility. Con-Test values your partnership on each project and will try to assist with missing information, but will not be held accountable.

21C1116

con-test ANALYTICAL LABORATORY

Phone: 413-525-2332
Fax: 413-525-6405
Email: info@contestlabs.com

http://www.contestlabs.com

CHAIN OF CUSTODY RECORD

39 Spruce Street
East Longmeadow, MA 01028

Doc # 381 Rev 2_06262019

Page 3 of 3

Company Name:	Weston & Sampson
Address:	Rocky Hill CT
Phone:	800-SAMPSON
Project Name	Eversource-Durham ER
Project Location:	Durham, CT
Project Number:	
Project Manager:	Jeff Willson
Con-Test Quote Name/Number:	
Invoice Recipient:	Jeff Willson
Sampled By:	Chris Berthiaume

Requested Turnaround Time
7-Day [X] 10-Day [ ]
PFAS 10-Day (std) [ ] Due Date:

Rush Approval Required
1-Day [ ] 3-Day [ ]
2-Day [ ] 4-Day [ ]

Data Delivery
Format: PDF [X] EXCEL [X]
Other: EnviroData
CLP Like Data Pkg Required: [ ]
Email To: WillsonJ@wseinc.com
Fax To #:

Check if Samples are Filtered
○ Field Filtered
○ Lab to Filter

Check if Samples are Filtered
○ Field Filtered
○ Lab to Filter

ANALYSIS REQUESTED

Con-Test Work Order#	Client Sample ID / Description	Beginning Date/Time	Ending Date/Time	COMP/GRAB	[1]Matrix Code	Conc Code	VIALS	GLASS	PLASTIC	BACTERIA	ENCORE	PCBs w/ SOX	L MS/MSD	HOLD	TOC	L MS/MSD					
15	T6-1E (0-6)	3/19/21	0930	G	S	L		1				X			X						
16	T6-1C (0-6)		0920					1				X			X						
	T6-1C (6-12)		0925					1						X							
17	T6-1W (0-6)		0910					1				X			X						
18	T7-1E (0-6)	3/17/21	1845					1				X			X						
	T7-1E (6-12)		1850					1						X							
19	T7-1C (0-6)		1830					1				X			X						
	T7-1C (6-12)		1835					1						X							
20	T7-1W (0-6)		1820					1				X			X						
	T7-1W (6-12)		1825					1						X							

Relinquished by: (signature)	Date/Time:
Received by: (signature)	Date/Time: 3/22/21 1:05
Relinquished by: (signature)	Date/Time: 3/22/21 6:35
Received by: (signature)	Date/Time: 3/22/21 1855
Relinquished by: (signature)	Date/Time:
Received by: (signature)	Date/Time:
Relinquished by: (signature)	Date/Time:
Received by: (signature)	Date/Time:

Client Comments: Eversource project - ES rates
no sales tax

Detection Limit Requirements
PQL
RL
GW1 0.004 mg/kg
Other
GW-2

Special Requirements
MA MCP Required
MCP Certification Form Required
CT RCP Required
RCP Certification Form Required
NY State DW Required
PWSID #

Please use the following codes to indicate possible sample concentration within the Conc Code column above:
H - High; M - Medium; L - Low; C - Clean; U - Unknown

NELAC and AIHA-LAP, LLC Accredited

Project Entity
Government [ ] Municipality [ ] MWRA [ ] WRTA [ ]
Federal [ ] 21 J [ ] School [ ]
City [ ] Brownfield [ ] MBTA [ ]

Other
Chromatogram [ ]
AIHA-LAP,LLC [ ]

PCB ONLY
[X] Soxhlet
[ ] Non Soxhlet

Comments:

Disclaimer: Con-Test Labs is not responsible for any omitted information on the Chain of Custody. The Chain of Custody is a legal document that must be complete and accurate and is used to determine what analyses the laboratory will perform. Any missing information is not the laboratory's responsibility. Con-Test values your partnership on each project and will try to assist with missing information, but will not b held accountable.

Container Info Only
Total Number Of:
VIALS
GLASS 10
PLASTIC
BACTERIA
ENCORE

Glassware in the fridge? Y / N
Glassware in freezer? Y / N
Prepackaged Cooler? Y / N
*Contest is not responsible for missing samples from prepacked coolers

[1] Matrix Codes:
GW = Ground Water
WW = Waste Water
DW = Drinking Water
A = Air
S = Soil
SL = Sludge
SOL = Solid
O = Other (please define)

[2] Preservation Codes:
I = Iced
H = HCL
M = Methanol
N = Nitric Acid
S = Sulfuric Acid
B = Sodium Bisulfate
X = Sodium Hydroxide
T = Sodium Thiosulfate
O = Other (please define)

I Have Not Confirmed Sample Container Numbers With Lab Staff Before Relinquishing Over Samples_____

con-test® ANALYTICAL LABORATORY

Doc# 277 Rev 5 2017

Login Sample Receipt Checklist - (Rejection Criteria Listing - Using Acceptance Policy) Any False Statement will be brought to the attention of the Client - State True or False

Client WES

Received By _____ Date 3/22/21 Time 1835

How were the samples received? In Cooler T No Cooler _____ On Ice T No Ice _____

Direct from Sampling _____ Ambient _____ Melted Ice _____

Were samples within Temperature? 2-6°C T By Gun # 2 Actual Temp - 3.4

By Blank # _____ Actual Temp - _____

Was Custody Seal Intact? n/a Were Samples Tampered with? n/a

Was COC Relinquished ? T Does Chain Agree With Samples? T

Are there broken/leaking/loose caps on any samples? T

Is COC in ink/ Legible? T Were samples received within holding time? T

Did COC include all pertinent Information? Client T Analysis T Sampler Name T

Project T ID's T Collection Dates/Times T

Are Sample labels filled out and legible? T

Are there Lab to Filters? F Who was notified? _____

Are there Rushes? F Who was notified? _____

Are there Short Holds? F Who was notified? _____

Is there enough Volume? T

Is there Headspace where applicable? n/a MS/MSD? T

Proper Media/Containers Used? T Is splitting samples required? F

Were trip blanks received? F On COC? F

Do all samples have the proper pH? Acid n/a Base n/a

Vials	#	Containers:	#		#		#
Unp-		1 Liter Amb.		1 Liter Plastic		16 oz Amb.	
HCL-		500 mL Amb.		500 mL Plastic		8oz Amb/Clear	21
Meoh-		250 mL Amb.		250 mL Plastic		4oz Amb/Clear	6
Bisulfate-		Flashpoint		Col./Bacteria		2oz Amb/Clear	
DI-		Other Glass		Other Plastic		Encore	
Thiosulfate-		SOC Kit		Plastic Bag		Frozen:	
Sulfuric-		Perchlorate		Ziplock			

Unused Media

Vials	#	Containers:	#		#		#
Unp-		1 Liter Amb.		1 Liter Plastic		16 oz Amb.	
HCL-		500 mL Amb.		500 mL Plastic		8oz Amb/Clear	
Meoh-		250 mL Amb.		250 mL Plastic		4oz Amb/Clear	
Bisulfate-		Col./Bacteria		Flashpoint		2oz Amb/Clear	
DI-		Other Plastic		Other Glass		Encore	
Thiosulfate-		SOC Kit		Plastic Bag		Frozen:	
Sulfuric-		Perchlorate		Ziplock			

Comments:

Sample T4-1C (0-6) received broken.

REASONABLE CONFIDENCE PROTOCOL
LABORATORY ANALYSIS QA/QC CERTIFICATION FORM

Laboratory Name: Con-Test, a Pace Analytical Laboratory

Client: Weston & Sampson

Project Location: Durham, CT

Project Number: 21C1116

Laboratory Sample ID(s):

21C1116-01 thru 21C1116-20

Sample Date(s):

03/17/2021,
03/19/2021

List RCP Methods Used:

SW-846 8082A

1	For each analytical method referenced in this laboratory report package, were all specified QA/QC performance criteria followed, including the requirement to explain any criteria falling outside of acceptable guidelines, as specified in the CTDEP method-specific Reasonable Confidence Protocol documents?	☑ Yes ☐ No
1A	Were the method specified preservation and holding time requirements met?	☑ Yes ☐ No
1B	VPH and EPH Methods only: Was the VPH and EPH method conducted without significant modifications (see Section 11.3 of respective RCP methods)?	☐ Yes ☐ No ☑ N/A
2	Were all samples received by the laboratory in a condition consistent with that described on the associated chain-of-custody document(s)?	☑ Yes ☐ No
3	Were samples received at an appropriate temperature (< 6 degrees C.)?	☑ Yes ☐ No ☐ N/A
4	Were all QA/QC performance criteria specified in the CTDEP Reasonable Confidence Protocol documents achieved?	☐ Yes ☑ No
5A	Were reporting limits specified or referenced on the chain-of-custody?	☑ Yes ☐ No
5B	Were these reporting limits met?	☐ Yes ☑ No
6	For each analytical method referenced in this laboratory report package, were results reported for all constituents identified in the method-specific analyte lists presented in the Reasonable Confidence Protocol documents?	☑ Yes ☐ No
7	Are project-specific matrix spikes and laboratory duplicates included in this data set?	☑ Yes ☐ No

Notes: For all questions to which the response was "No" (with the exception of question #7), additional information must be provided in an attached narrative. If the answer to question #1, #1A, or #1B is "No", the data package does not meet the requirements for "Reasonable Confidence."
This form may not be altered and all questions must be answered.

Lisa A. Worthington

I, the undersigned, attest under the pains and penalties of perjury that, to the best of my knowledge and belief and based upon my personal inquiry of those responsible for providing the information contained in this analytical report, such information is accurate and complete.

Authorized Signature: Lisa Worthington **Position:** Technical Representative

Printed Name: Lisa A. Worthington **Date:** 04/09/21

Name of Laboratory: Con-Test, a Pace Analytical Laboratory

This certification form is to be used for RCP methods only.

con-test®
A Pace Analytical® Laboratory

39 Spruce Street * East Longmeadow, MA 01028 * FAX 413/525-6405 * TEL. 413/525-2332

April 7, 2021

Jeff Willson
Weston & Sampson
712 Brook Street, Suite 103
Rocky Hill, CT 06067

Project Location: Durham, CT
Client Job Number:
Project Number: [none]
Laboratory Work Order Number: 21C1118

Enclosed are results of analyses for samples received by the laboratory on March 22, 2021. If you have any questions concerning this report, please feel free to contact me.

Sincerely,



Michelle M. Koch
Project Manager

Table of Contents

Sample Summary 3

Case Narrative 4

Sample Results 5

21C1118-01 5

21C1118-03 7

21C1118-04 9

21C1118-05 11

21C1118-06 13

21C1118-07 15

Sample Preparation Information 17

QC Data 18

Polychlorinated Biphenyls with 3540 Soxhlet Extraction 18

B279234 18

B279237 19

Conventional Chemistry Parameters by EPA/APHA/SW-846 Methods (Total) 20

B279222 20

Dual Column RPD Report 21

Flag/Qualifier Summary 30

Certifications 31

Chain of Custody/Sample Receipt 32

con-test®
A Pace Analytical® Laboratory

39 Spruce Street * East Longmeadow, MA 01028 * FAX 413/525-6405 * TEL. 413/525-2332

Weston & Sampson
712 Brook Street, Suite 103
Rocky Hill, CT 06067
ATTN: Jeff Willson

REPORT DATE: 4/7/2021

PURCHASE ORDER NUMBER:

PROJECT NUMBER: [none]

ANALYTICAL SUMMARY

WORK ORDER NUMBER: 21C1118

The results of analyses performed on the following samples submitted to CON-TEST, a Pace Analytical Laboratory, are found in this report.

PROJECT LOCATION: Durham, CT

FIELD SAMPLE #	LAB ID:	MATRIX	SAMPLE DESCRIPTION	TEST	SUB LAB
T4-1C (6-12)	21C1118-01	Soil		SM 2540G	
				SW 846 9060A	
				SW-846 8082A	
T4-2E (6-12)	21C1118-03	Soil		SM 2540G	
				SW 846 9060A	
				SW-846 8082A	
T5-1E (6-9)	21C1118-04	Soil		SM 2540G	
				SW 846 9060A	
				SW-846 8082A	
T5-1W (6-10)	21C1118-05	Soil		SM 2540G	
				SW 846 9060A	
				SW-846 8082A	
T5-2W (6-10)	21C1118-06	Soil		SM 2540G	
				SW 846 9060A	
				SW-846 8082A	
T6- 1C (6-12)	21C1118-07	Soil		SM 2540G	
				SW 846 9060A	
				SW-846 8082A	

con-test®
A Pace Analytical® Laboratory

39 Spruce Street * East Longmeadow, MA 01028 * FAX 413/525-6405 * TEL. 413/525-2332

CASE NARRATIVE SUMMARY

All reported results are within defined laboratory quality control objectives unless listed below or otherwise qualified in this report.

The results of analyses reported only relate to samples submitted to Con-Test, a Pace Analytical Laboratory, for testing.
I certify that the analyses listed above, unless specifically listed as subcontracted, if any, were performed under my direction according to the approved methodologies listed in this document, and that based upon my inquiry of those individuals immediately responsible for obtaining the information, the material contained in this report is, to the best of my knowledge and belief, accurate and complete.

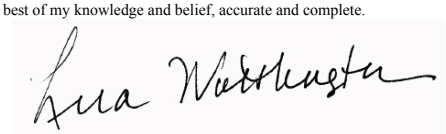

Lisa A. Worthington
Technical Representative

con-test®
A Pace Analytical® Laboratory
39 Spruce Street * East Longmeadow, MA 01028 * FAX 413/525-6405 * TEL. 413/525-2332

Project Location: Durham, CT | Sample Description: | Work Order: 21C1118

Date Received: 3/22/2021

Field Sample #: T4-1C (6-12) | Sampled: 3/19/2021 14:55

Sample ID: 21C1118-01

Sample Matrix: Soil

Polychlorinated Biphenyls with 3540 Soxhlet Extraction

Analyte	Results	RL	Units	Dilution	Flag/Qual	Method	Date Prepared	Date/Time Analyzed	Analyst
Aroclor-1016 [1]	ND	0.024	mg/Kg dry	10		SW-846 8082A	4/1/21	4/6/21 18:52	JMB
Aroclor-1221 [1]	ND	0.024	mg/Kg dry	10		SW-846 8082A	4/1/21	4/6/21 18:52	JMB
Aroclor-1232 [1]	ND	0.024	mg/Kg dry	10		SW-846 8082A	4/1/21	4/6/21 18:52	JMB
Aroclor-1242 [1]	ND	0.024	mg/Kg dry	10		SW-846 8082A	4/1/21	4/6/21 18:52	JMB
Aroclor-1248 [1]	ND	0.024	mg/Kg dry	10		SW-846 8082A	4/1/21	4/6/21 18:52	JMB
Aroclor-1254 [2]	0.13	0.024	mg/Kg dry	10		SW-846 8082A	4/1/21	4/6/21 18:52	JMB
Aroclor-1260 [1]	ND	0.024	mg/Kg dry	10		SW-846 8082A	4/1/21	4/6/21 18:52	JMB
Aroclor-1262 [1]	ND	0.024	mg/Kg dry	10		SW-846 8082A	4/1/21	4/6/21 18:52	JMB
Aroclor-1268 [1]	ND	0.024	mg/Kg dry	10		SW-846 8082A	4/1/21	4/6/21 18:52	JMB

Surrogates	% Recovery	Recovery Limits	Flag/Qual	
Decachlorobiphenyl [1]	68.2	30-150		4/6/21 18:52
Decachlorobiphenyl [2]	72.6	30-150		4/6/21 18:52
Tetrachloro-m-xylene [1]	65.8	30-150		4/6/21 18:52
Tetrachloro-m-xylene [2]	70.8	30-150		4/6/21 18:52

con-test®
A Pace Analytical® Laboratory
39 Spruce Street * East Longmeadow, MA 01028 * FAX 413/525-6405 * TEL. 413/525-2332

Project Location: Durham, CT
Sample Description:
Work Order: 21C1118
Date Received: 3/22/2021
Field Sample #: T4-1C (6-12)
Sampled: 3/19/2021 14:55
Sample ID: 21C1118-01
Sample Matrix: Soil

Conventional Chemistry Parameters by EPA/APHA/SW-846 Methods (Total)

Analyte	Results	RL	Units	Dilution	Flag/Qual	Method	Date Prepared	Date/Time Analyzed	Analyst
% Solids	80.5		% Wt	1		SM 2540G	4/5/21	4/5/21 17:49	AVF
Total Organic Carbon	2800	100	mg/Kg	1		SW 846 9060A	4/2/21	4/2/21 11:00	AYK

con-test®
A Pace Analytical® Laboratory
39 Spruce Street * East Longmeadow, MA 01028 * FAX 413/525-6405 * TEL. 413/525-2332

Project Location: Durham, CT | Sample Description: | Work Order: 21C1118

Date Received: 3/22/2021

Field Sample #: T4-2E (6-12) | Sampled: 3/19/2021 13:35

Sample ID: 21C1118-03

Sample Matrix: Soil

Polychlorinated Biphenyls with 3540 Soxhlet Extraction

Analyte	Results	RL	Units	Dilution	Flag/Qual	Method	Date Prepared	Date/Time Analyzed	Analyst
Aroclor-1016 [1]	ND	0.0029	mg/Kg dry	1		SW-846 8082A	4/1/21	4/6/21 15:53	JMB
Aroclor-1221 [1]	ND	0.0029	mg/Kg dry	1		SW-846 8082A	4/1/21	4/6/21 15:53	JMB
Aroclor-1232 [1]	ND	0.0029	mg/Kg dry	1		SW-846 8082A	4/1/21	4/6/21 15:53	JMB
Aroclor-1242 [1]	ND	0.0029	mg/Kg dry	1		SW-846 8082A	4/1/21	4/6/21 15:53	JMB
Aroclor-1248 [1]	ND	0.0029	mg/Kg dry	1		SW-846 8082A	4/1/21	4/6/21 15:53	JMB
Aroclor-1254 [2]	0.046	0.0029	mg/Kg dry	1		SW-846 8082A	4/1/21	4/6/21 15:53	JMB
Aroclor-1260 [2]	0.0086	0.0029	mg/Kg dry	1		SW-846 8082A	4/1/21	4/6/21 15:53	JMB
Aroclor-1262 [1]	ND	0.0029	mg/Kg dry	1		SW-846 8082A	4/1/21	4/6/21 15:53	JMB
Aroclor-1268 [1]	ND	0.0029	mg/Kg dry	1		SW-846 8082A	4/1/21	4/6/21 15:53	JMB

Surrogates	% Recovery	Recovery Limits	Flag/Qual	
Decachlorobiphenyl [1]	33.5	30-150		4/6/21 15:53
Decachlorobiphenyl [2]	65.2	30-150		4/6/21 15:53
Tetrachloro-m-xylene [1]	35.9	30-150		4/6/21 15:53
Tetrachloro-m-xylene [2]	68.5	30-150		4/6/21 15:53

con-test®
A Pace Analytical® Laboratory
39 Spruce Street * East Longmeadow, MA 01028 * FAX 413/525-6405 * TEL. 413/525-2332

Project Location: Durham, CT | Sample Description: | Work Order: 21C1118

Date Received: 3/22/2021

Field Sample #: T4-2E (6-12) | Sampled: 3/19/2021 13:35

Sample ID: 21C1118-03

Sample Matrix: Soil

Conventional Chemistry Parameters by EPA/APHA/SW-846 Methods (Total)

Analyte	Results	RL	Units	Dilution	Flag/Qual	Method	Date Prepared	Date/Time Analyzed	Analyst
% Solids	69.7		% Wt	1		SM 2540G	4/5/21	4/5/21 17:49	AVF
Total Organic Carbon	23000	100	mg/Kg	1		SW 846 9060A	4/2/21	4/2/21 10:43	AYK

con-test®
A Pace Analytical® Laboratory
39 Spruce Street * East Longmeadow, MA 01028 * FAX 413/525-6405 * TEL. 413/525-2332

Project Location: Durham, CT
Sample Description:
Work Order: 21C1118
Date Received: 3/22/2021
Field Sample #: T5-1E (6-9)
Sampled: 3/19/2021 10:55
Sample ID: 21C1118-04
Sample Matrix: Soil

Polychlorinated Biphenyls with 3540 Soxhlet Extraction

Analyte	Results	RL	Units	Dilution	Flag/Qual	Method	Date Prepared	Date/Time Analyzed	Analyst
Aroclor-1016 [1]	ND	0.0031	mg/Kg dry	1		SW-846 8082A	4/1/21	4/6/21 19:10	JMB
Aroclor-1221 [1]	ND	0.0031	mg/Kg dry	1		SW-846 8082A	4/1/21	4/6/21 19:10	JMB
Aroclor-1232 [1]	ND	0.0031	mg/Kg dry	1		SW-846 8082A	4/1/21	4/6/21 19:10	JMB
Aroclor-1242 [1]	ND	0.0031	mg/Kg dry	1		SW-846 8082A	4/1/21	4/6/21 19:10	JMB
Aroclor-1248 [1]	ND	0.0031	mg/Kg dry	1		SW-846 8082A	4/1/21	4/6/21 19:10	JMB
Aroclor-1254 [2]	0.0073	0.0031	mg/Kg dry	1		SW-846 8082A	4/1/21	4/6/21 19:10	JMB
Aroclor-1260 [1]	ND	0.0031	mg/Kg dry	1		SW-846 8082A	4/1/21	4/6/21 19:10	JMB
Aroclor-1262 [1]	ND	0.0031	mg/Kg dry	1		SW-846 8082A	4/1/21	4/6/21 19:10	JMB
Aroclor-1268 [1]	ND	0.0031	mg/Kg dry	1		SW-846 8082A	4/1/21	4/6/21 19:10	JMB

Surrogates	% Recovery	Recovery Limits	Flag/Qual	
Decachlorobiphenyl [1]	35.0	30-150		4/6/21 19:10
Decachlorobiphenyl [2]	68.9	30-150		4/6/21 19:10
Tetrachloro-m-xylene [1]	37.3	30-150		4/6/21 19:10
Tetrachloro-m-xylene [2]	73.3	30-150		4/6/21 19:10

con-test®
A Pace Analytical® Laboratory
39 Spruce Street * East Longmeadow, MA 01028 * FAX 413/525-6405 * TEL. 413/525-2332

Project Location: Durham, CT | Sample Description: | Work Order: 21C1118

Date Received: 3/22/2021

Field Sample #: T5-1E (6-9) | Sampled: 3/19/2021 10:55

Sample ID: 21C1118-04

Sample Matrix: Soil

Conventional Chemistry Parameters by EPA/APHA/SW-846 Methods (Total)

Analyte	Results	RL	Units	Dilution	Flag/Qual	Method	Date Prepared	Date/Time Analyzed	Analyst
% Solids	64.7		% Wt	1		SM 2540G	4/5/21	4/5/21 17:50	AVF
Total Organic Carbon	22000	100	mg/Kg	1		SW 846 9060A	4/2/21	4/2/21 9:53	AYK

con-test®
A Pace Analytical® Laboratory
39 Spruce Street * East Longmeadow, MA 01028 * FAX 413/525-6405 * TEL. 413/525-2332

Project Location: Durham, CT
Sample Description:
Work Order: 21C1118
Date Received: 3/22/2021
Field Sample #: T5-1W (6-10)
Sampled: 3/19/2021 11:15
Sample ID: 21C1118-05
Sample Matrix: Soil

Polychlorinated Biphenyls with 3540 Soxhlet Extraction

Analyte	Results	RL	Units	Dilution	Flag/Qual	Method	Date Prepared	Date/Time Analyzed	Analyst
Aroclor-1016 [1]	ND	0.0026	mg/Kg dry	1		SW-846 8082A	4/1/21	4/6/21 16:11	JMB
Aroclor-1221 [1]	ND	0.0026	mg/Kg dry	1		SW-846 8082A	4/1/21	4/6/21 16:11	JMB
Aroclor-1232 [1]	ND	0.0026	mg/Kg dry	1		SW-846 8082A	4/1/21	4/6/21 16:11	JMB
Aroclor-1242 [1]	ND	0.0026	mg/Kg dry	1		SW-846 8082A	4/1/21	4/6/21 16:11	JMB
Aroclor-1248 [1]	ND	0.0026	mg/Kg dry	1		SW-846 8082A	4/1/21	4/6/21 16:11	JMB
Aroclor-1254 [2]	ND	0.0026	mg/Kg dry	1		SW-846 8082A	4/1/21	4/6/21 16:11	JMB
Aroclor-1260 [1]	ND	0.0026	mg/Kg dry	1		SW-846 8082A	4/1/21	4/6/21 16:11	JMB
Aroclor-1262 [1]	ND	0.0026	mg/Kg dry	1		SW-846 8082A	4/1/21	4/6/21 16:11	JMB
Aroclor-1268 [1]	ND	0.0026	mg/Kg dry	1		SW-846 8082A	4/1/21	4/6/21 16:11	JMB

Surrogates	% Recovery	Recovery Limits	Flag/Qual					
Decachlorobiphenyl [1]	34.9	30-150						4/6/21 16:11
Decachlorobiphenyl [2]	66.2	30-150						4/6/21 16:11
Tetrachloro-m-xylene [1]	35.7	30-150						4/6/21 16:11
Tetrachloro-m-xylene [2]	64.5	30-150						4/6/21 16:11

con-test®
A Pace Analytical® Laboratory
39 Spruce Street * East Longmeadow, MA 01028 * FAX 413/525-6405 * TEL. 413/525-2332

Project Location: Durham, CT | Sample Description: | Work Order: 21C1118

Date Received: 3/22/2021

Field Sample #: T5-1W (6-10) | Sampled: 3/19/2021 11:15

Sample ID: 21C1118-05

Sample Matrix: Soil

Conventional Chemistry Parameters by EPA/APHA/SW-846 Methods (Total)

Analyte	Results	RL	Units	Dilution	Flag/Qual	Method	Date Prepared	Date/Time Analyzed	Analyst
% Solids	75.6		% Wt	1		SM 2540G	4/5/21	4/5/21 17:50	AVF
Total Organic Carbon	14000	100	mg/Kg	1		SW 846 9060A	4/2/21	4/2/21 10:09	AYK

con-test®
A Pace Analytical® Laboratory
39 Spruce Street * East Longmeadow, MA 01028 * FAX 413/525-6405 * TEL. 413/525-2332

Project Location: Durham, CT | Sample Description: | Work Order: 21C1118

Date Received: 3/22/2021

Field Sample #: T5-2W (6-10) | Sampled: 3/19/2021 09:40

Sample ID: 21C1118-06

Sample Matrix: Soil

Polychlorinated Biphenyls with 3540 Soxhlet Extraction

Analyte	Results	RL	Units	Dilution	Flag/Qual	Method	Date Prepared	Date/Time Analyzed	Analyst
Aroclor-1016 [1]	ND	0.0024	mg/Kg dry	1		SW-846 8082A	4/1/21	4/6/21 16:29	JMB
Aroclor-1221 [1]	ND	0.0024	mg/Kg dry	1		SW-846 8082A	4/1/21	4/6/21 16:29	JMB
Aroclor-1232 [1]	ND	0.0024	mg/Kg dry	1		SW-846 8082A	4/1/21	4/6/21 16:29	JMB
Aroclor-1242 [1]	ND	0.0024	mg/Kg dry	1		SW-846 8082A	4/1/21	4/6/21 16:29	JMB
Aroclor-1248 [1]	ND	0.0024	mg/Kg dry	1		SW-846 8082A	4/1/21	4/6/21 16:29	JMB
Aroclor-1254 [2]	0.0069	0.0024	mg/Kg dry	1		SW-846 8082A	4/1/21	4/6/21 16:29	JMB
Aroclor-1260 [1]	ND	0.0024	mg/Kg dry	1		SW-846 8082A	4/1/21	4/6/21 16:29	JMB
Aroclor-1262 [1]	ND	0.0024	mg/Kg dry	1		SW-846 8082A	4/1/21	4/6/21 16:29	JMB
Aroclor-1268 [1]	ND	0.0024	mg/Kg dry	1		SW-846 8082A	4/1/21	4/6/21 16:29	JMB

Surrogates	% Recovery	Recovery Limits	Flag/Qual	
Decachlorobiphenyl [1]	33.8	30-150		4/6/21 16:29
Decachlorobiphenyl [2]	66.8	30-150		4/6/21 16:29
Tetrachloro-m-xylene [1]	35.7	30-150		4/6/21 16:29
Tetrachloro-m-xylene [2]	66.1	30-150		4/6/21 16:29

con-test®
A Pace Analytical® Laboratory
39 Spruce Street * East Longmeadow, MA 01028 * FAX 413/525-6405 * TEL. 413/525-2332

Project Location: Durham, CT | Sample Description: | Work Order: 21C1118

Date Received: 3/22/2021

Field Sample #: T5-2W (6-10) | Sampled: 3/19/2021 09:40

Sample ID: 21C1118-06

Sample Matrix: Soil

Conventional Chemistry Parameters by EPA/APHA/SW-846 Methods (Total)

Analyte	Results	RL	Units	Dilution	Flag/Qual	Method	Date Prepared	Date/Time Analyzed	Analyst
% Solids	81.6		% Wt	1		SM 2540G	4/5/21	4/5/21 17:50	AVF
Total Organic Carbon	4000	100	mg/Kg	1		SW 846 9060A	4/2/21	4/2/21 9:18	AYK

con-test®
A Pace Analytical® Laboratory
39 Spruce Street * East Longmeadow, MA 01028 * FAX 413/525-6405 * TEL. 413/525-2332

Project Location: Durham, CT | Sample Description: | Work Order: 21C1118

Date Received: 3/22/2021

Field Sample #: T6- 1C (6-12) | Sampled: 3/19/2021 09:25

Sample ID: 21C1118-07

Sample Matrix: Soil

Polychlorinated Biphenyls with 3540 Soxhlet Extraction

Analyte	Results	RL	Units	Dilution	Flag/Qual	Method	Date Prepared	Date/Time Analyzed	Analyst
Aroclor-1016 [1]	ND	0.0024	mg/Kg dry	1		SW-846 8082A	4/1/21	4/6/21 2:55	TG
Aroclor-1221 [1]	ND	0.0024	mg/Kg dry	1		SW-846 8082A	4/1/21	4/6/21 2:55	TG
Aroclor-1232 [1]	ND	0.0024	mg/Kg dry	1		SW-846 8082A	4/1/21	4/6/21 2:55	TG
Aroclor-1242 [1]	ND	0.0024	mg/Kg dry	1		SW-846 8082A	4/1/21	4/6/21 2:55	TG
Aroclor-1248 [1]	ND	0.0024	mg/Kg dry	1		SW-846 8082A	4/1/21	4/6/21 2:55	TG
Aroclor-1254 [1]	0.0038	0.0024	mg/Kg dry	1		SW-846 8082A	4/1/21	4/6/21 2:55	TG
Aroclor-1260 [1]	0.0034	0.0024	mg/Kg dry	1		SW-846 8082A	4/1/21	4/6/21 2:55	TG
Aroclor-1262 [1]	ND	0.0024	mg/Kg dry	1		SW-846 8082A	4/1/21	4/6/21 2:55	TG
Aroclor-1268 [1]	ND	0.0024	mg/Kg dry	1		SW-846 8082A	4/1/21	4/6/21 2:55	TG

Surrogates	% Recovery	Recovery Limits	Flag/Qual	
Decachlorobiphenyl [1]	77.8	30-150		4/6/21 2:55
Decachlorobiphenyl [2]	65.7	30-150		4/6/21 2:55
Tetrachloro-m-xylene [1]	42.5	30-150		4/6/21 2:55
Tetrachloro-m-xylene [2]	40.0	30-150		4/6/21 2:55

con-test®
A Pace Analytical® Laboratory
39 Spruce Street * East Longmeadow, MA 01028 * FAX 413/525-6405 * TEL. 413/525-2332

Project Location: Durham, CT | Sample Description: | Work Order: 21C1118

Date Received: 3/22/2021

Field Sample #: T6- 1C (6-12) | Sampled: 3/19/2021 09:25

Sample ID: 21C1118-07

Sample Matrix: Soil

Conventional Chemistry Parameters by EPA/APHA/SW-846 Methods (Total)

Analyte	Results	RL	Units	Dilution	Flag/Qual	Method	Date Prepared	Date/Time Analyzed	Analyst
% Solids	81.2		% Wt	1		SM 2540G	4/5/21	4/5/21 17:50	AVF
Total Organic Carbon	5700	100	mg/Kg	1		SW 846 9060A	4/2/21	4/2/21 8:55	AYK

con-test®
A Pace Analytical® Laboratory

39 Spruce Street * East Longmeadow, MA 01028 * FAX 413/525-6405 * TEL. 413/525-2332

Sample Extraction Data

Prep Method: % Solids **Analytical Method: SM 2540G**

Lab Number [Field ID]	Batch	Date
21C1118-01 [T4-1C (6-12)]	B279433	04/05/21
21C1118-03 [T4-2E (6-12)]	B279433	04/05/21
21C1118-04 [T5-1E (6-9)]	B279433	04/05/21
21C1118-05 [T5-1W (6-10)]	B279433	04/05/21
21C1118-06 [T5-2W (6-10)]	B279433	04/05/21
21C1118-07 [T6- 1C (6-12)]	B279433	04/05/21

SW 846 9060A

Lab Number [Field ID]	Batch	Initial [g]	Final [mL]	Date
21C1118-01 [T4-1C (6-12)]	B279222	1.00	1.00	04/02/21
21C1118-03 [T4-2E (6-12)]	B279222	1.00	1.00	04/02/21
21C1118-04 [T5-1E (6-9)]	B279222	1.00	1.00	04/02/21
21C1118-05 [T5-1W (6-10)]	B279222	1.00	1.00	04/02/21
21C1118-06 [T5-2W (6-10)]	B279222	1.00	1.00	04/02/21
21C1118-07 [T6- 1C (6-12)]	B279222	1.00	1.00	04/02/21

Prep Method: SW-846 3540C **Analytical Method: SW-846 8082A**

Lab Number [Field ID]	Batch	Initial [g]	Final [mL]	Date
21C1118-04 [T5-1E (6-9)]	B279234	10.1	1.00	04/01/21

Prep Method: SW-846 3540C **Analytical Method: SW-846 8082A**

Lab Number [Field ID]	Batch	Initial [g]	Final [mL]	Date
21C1118-01 [T4-1C (6-12)]	B279237	10.4	1.00	04/01/21
21C1118-03 [T4-2E (6-12)]	B279237	10.0	1.00	04/01/21
21C1118-05 [T5-1W (6-10)]	B279237	10.2	1.00	04/01/21
21C1118-06 [T5-2W (6-10)]	B279237	10.3	1.00	04/01/21
21C1118-07 [T6- 1C (6-12)]	B279237	10.2	1.00	04/01/21

con-test®
A Pace Analytical® Laboratory

39 Spruce Street * East Longmeadow, MA 01028 * FAX 413/525-6405 * TEL. 413/525-2332

QUALITY CONTROL

Polychlorinated Biphenyls with 3540 Soxhlet Extraction - Quality Control

Analyte	Result	Reporting Limit	Units	Spike Level	Source Result	%REC	%REC Limits	RPD	RPD Limit	Notes
Batch B279234 - SW-846 3540C										
Blank (B279234-BLK1)				Prepared: 04/01/21 Analyzed: 04/03/21						
Aroclor-1016	ND	0.0020	mg/Kg wet							
Aroclor-1016 [2C]	ND	0.0020	mg/Kg wet							
Aroclor-1221	ND	0.0020	mg/Kg wet							
Aroclor-1221 [2C]	ND	0.0020	mg/Kg wet							
Aroclor-1232	ND	0.0020	mg/Kg wet							
Aroclor-1232 [2C]	ND	0.0020	mg/Kg wet							
Aroclor-1242	ND	0.0020	mg/Kg wet							
Aroclor-1242 [2C]	ND	0.0020	mg/Kg wet							
Aroclor-1248	ND	0.0020	mg/Kg wet							
Aroclor-1248 [2C]	ND	0.0020	mg/Kg wet							
Aroclor-1254	ND	0.0020	mg/Kg wet							
Aroclor-1254 [2C]	ND	0.0020	mg/Kg wet							
Aroclor-1260	ND	0.0020	mg/Kg wet							
Aroclor-1260 [2C]	ND	0.0020	mg/Kg wet							
Aroclor-1262	ND	0.0020	mg/Kg wet							
Aroclor-1262 [2C]	ND	0.0020	mg/Kg wet							
Aroclor-1268	ND	0.0020	mg/Kg wet							
Aroclor-1268 [2C]	ND	0.0020	mg/Kg wet							
Surrogate: Decachlorobiphenyl	*0.0708*		mg/Kg wet	0.200		35.4	30-150			
Surrogate: Decachlorobiphenyl [2C]	*0.142*		mg/Kg wet	0.200		70.8	30-150			
Surrogate: Tetrachloro-m-xylene	*0.0767*		mg/Kg wet	0.200		38.3	30-150			
Surrogate: Tetrachloro-m-xylene [2C]	*0.142*		mg/Kg wet	0.200		71.2	30-150			
LCS (B279234-BS1)				Prepared: 04/01/21 Analyzed: 04/03/21						
Aroclor-1016	0.16	0.020	mg/Kg wet	0.200		79.3	40-140			
Aroclor-1016 [2C]	0.16	0.020	mg/Kg wet	0.200		78.8	40-140			
Aroclor-1260	0.15	0.020	mg/Kg wet	0.200		72.5	40-140			
Aroclor-1260 [2C]	0.15	0.020	mg/Kg wet	0.200		73.5	40-140			
Surrogate: Decachlorobiphenyl	*0.166*		mg/Kg wet	0.200		83.1	30-150			
Surrogate: Decachlorobiphenyl [2C]	*0.178*		mg/Kg wet	0.200		89.1	30-150			
Surrogate: Tetrachloro-m-xylene	*0.158*		mg/Kg wet	0.200		78.8	30-150			
Surrogate: Tetrachloro-m-xylene [2C]	*0.165*		mg/Kg wet	0.200		82.4	30-150			
LCS Dup (B279234-BSD1)				Prepared: 04/01/21 Analyzed: 04/03/21						
Aroclor-1016	0.14	0.020	mg/Kg wet	0.200		70.5	40-140	11.8	30	
Aroclor-1016 [2C]	0.14	0.020	mg/Kg wet	0.200		67.9	40-140	14.8	30	
Aroclor-1260	0.14	0.020	mg/Kg wet	0.200		68.0	40-140	6.44	30	
Aroclor-1260 [2C]	0.14	0.020	mg/Kg wet	0.200		68.4	40-140	7.28	30	
Surrogate: Decachlorobiphenyl	*0.156*		mg/Kg wet	0.200		77.8	30-150			
Surrogate: Decachlorobiphenyl [2C]	*0.165*		mg/Kg wet	0.200		82.7	30-150			
Surrogate: Tetrachloro-m-xylene	*0.127*		mg/Kg wet	0.200		63.5	30-150			
Surrogate: Tetrachloro-m-xylene [2C]	*0.133*		mg/Kg wet	0.200		66.4	30-150			

con-test®
A Pace Analytical® Laboratory

39 Spruce Street * East Longmeadow, MA 01028 * FAX 413/525-6405 * TEL. 413/525-2332

QUALITY CONTROL

Polychlorinated Biphenyls with 3540 Soxhlet Extraction - Quality Control

Analyte	Result	Reporting Limit	Units	Spike Level	Source Result	%REC	%REC Limits	RPD	RPD Limit	Notes
Batch B279237 - SW-846 3540C										
Blank (B279237-BLK1)				Prepared: 04/01/21 Analyzed: 04/06/21						
Aroclor-1016	ND	0.0020	mg/Kg wet							
Aroclor-1016 [2C]	ND	0.0020	mg/Kg wet							
Aroclor-1221	ND	0.0020	mg/Kg wet							
Aroclor-1221 [2C]	ND	0.0020	mg/Kg wet							
Aroclor-1232	ND	0.0020	mg/Kg wet							
Aroclor-1232 [2C]	ND	0.0020	mg/Kg wet							
Aroclor-1242	ND	0.0020	mg/Kg wet							
Aroclor-1242 [2C]	ND	0.0020	mg/Kg wet							
Aroclor-1248	ND	0.0020	mg/Kg wet							
Aroclor-1248 [2C]	ND	0.0020	mg/Kg wet							
Aroclor-1254	ND	0.0020	mg/Kg wet							
Aroclor-1254 [2C]	ND	0.0020	mg/Kg wet							
Aroclor-1260	ND	0.0020	mg/Kg wet							
Aroclor-1260 [2C]	ND	0.0020	mg/Kg wet							
Aroclor-1262	ND	0.0020	mg/Kg wet							
Aroclor-1262 [2C]	ND	0.0020	mg/Kg wet							
Aroclor-1268	ND	0.0020	mg/Kg wet							
Aroclor-1268 [2C]	ND	0.0020	mg/Kg wet							
Surrogate: Decachlorobiphenyl	*0.146*		mg/Kg wet	0.200		72.9	30-150			
Surrogate: Decachlorobiphenyl [2C]	*0.119*		mg/Kg wet	0.200		59.5	30-150			
Surrogate: Tetrachloro-m-xylene	*0.123*		mg/Kg wet	0.200		61.7	30-150			
Surrogate: Tetrachloro-m-xylene [2C]	*0.115*		mg/Kg wet	0.200		57.3	30-150			
LCS (B279237-BS1)				Prepared: 04/01/21 Analyzed: 04/06/21						
Aroclor-1016	0.16	0.020	mg/Kg wet	0.200		78.9	40-140			
Aroclor-1016 [2C]	0.15	0.020	mg/Kg wet	0.200		73.2	40-140			
Aroclor-1260	0.14	0.020	mg/Kg wet	0.200		71.3	40-140			
Aroclor-1260 [2C]	0.13	0.020	mg/Kg wet	0.200		64.9	40-140			
Surrogate: Decachlorobiphenyl	*0.163*		mg/Kg wet	0.200		81.4	30-150			
Surrogate: Decachlorobiphenyl [2C]	*0.139*		mg/Kg wet	0.200		69.6	30-150			
Surrogate: Tetrachloro-m-xylene	*0.156*		mg/Kg wet	0.200		77.8	30-150			
Surrogate: Tetrachloro-m-xylene [2C]	*0.147*		mg/Kg wet	0.200		73.5	30-150			
LCS Dup (B279237-BSD1)				Prepared: 04/01/21 Analyzed: 04/06/21						
Aroclor-1016	0.17	0.020	mg/Kg wet	0.200		84.8	40-140	7.29	30	
Aroclor-1016 [2C]	0.16	0.020	mg/Kg wet	0.200		79.9	40-140	8.76	30	
Aroclor-1260	0.15	0.020	mg/Kg wet	0.200		75.4	40-140	5.65	30	
Aroclor-1260 [2C]	0.14	0.020	mg/Kg wet	0.200		68.9	40-140	5.95	30	
Surrogate: Decachlorobiphenyl	*0.169*		mg/Kg wet	0.200		84.3	30-150			
Surrogate: Decachlorobiphenyl [2C]	*0.143*		mg/Kg wet	0.200		71.7	30-150			
Surrogate: Tetrachloro-m-xylene	*0.170*		mg/Kg wet	0.200		85.1	30-150			
Surrogate: Tetrachloro-m-xylene [2C]	*0.160*		mg/Kg wet	0.200		80.1	30-150			

con-test®
A Pace Analytical® Laboratory

39 Spruce Street * East Longmeadow, MA 01028 * FAX 413/525-6405 * TEL. 413/525-2332

QUALITY CONTROL

Conventional Chemistry Parameters by EPA/APHA/SW-846 Methods (Total) - Quality Control

Analyte	Result	Reporting Limit	Units	Spike Level	Source Result	%REC	%REC Limits	RPD	RPD Limit	Notes
Batch B279222 - SW 846 9060A										
Blank (B279222-BLK1)				Prepared & Analyzed: 04/02/21						
Total Organic Carbon	ND	100	mg/Kg							
LCS (B279222-BS1)				Prepared & Analyzed: 04/02/21						
Total Organic Carbon	641	100	mg/Kg	750		85.5	65.8-127			
LCS Dup (B279222-BSD1)				Prepared & Analyzed: 04/02/21						
Total Organic Carbon	631	100	mg/Kg	750		84.2	65.8-127	1.54	11.4	

con-test®
A Pace Analytical® Laboratory

39 Spruce Street * East Longmeadow, MA 01028 * FAX 413/525-6405 * TEL. 413/525-2332

IDENTIFICATION SUMMARY FOR SINGLE COMPONENT ANALYTES

SW-846 8082A

T4-1C (6-12)

Lab Sample ID: 21C1118-01 Date(s) Analyzed: 04/06/2021 04/06/2021

Instrument ID (1): Instrument ID (2):

GC Column (1): ID: (mm) GC Column (2): ID: (mm)

ANALYTE	COL	RT	RT WINDOW		CONCENTRATION	%RPD
			FROM	TO		
Aroclor-1254	1	0.000	-0.030	0.030	0.11	
	2	0.000	-0.030	0.030	0.13	16.7

con-test®
A Pace Analytical® Laboratory

39 Spruce Street * East Longmeadow, MA 01028 * FAX 413/525-6405 * TEL. 413/525-2332

IDENTIFICATION SUMMARY FOR SINGLE COMPONENT ANALYTES

SW-846 8082A

T4-2E (6-12)

Lab Sample ID: 21C1118-03 Date(s) Analyzed: 04/06/2021 04/06/2021

Instrument ID (1): Instrument ID (2):

GC Column (1): ID: (mm) GC Column (2): ID: (mm)

ANALYTE	COL	RT	RT WINDOW		CONCENTRATION	%RPD
			FROM	TO		
Aroclor-1254	1	0.000	-0.030	0.030	0.042	
	2	0.000	-0.030	0.030	0.046	9.1
Aroclor-1260	1	0.000	-0.030	0.030	0.0076	
	2	0.000	-0.030	0.030	0.0086	12.3

con-test®
A Pace Analytical® Laboratory

39 Spruce Street * East Longmeadow, MA 01028 * FAX 413/525-6405 * TEL. 413/525-2332

IDENTIFICATION SUMMARY FOR SINGLE COMPONENT ANALYTES

SW-846 8082A

T5-1E (6-9)

Lab Sample ID: 21C1118-04 Date(s) Analyzed: 04/06/2021 04/06/2021

Instrument ID (1): Instrument ID (2):

GC Column (1): ID: (mm) GC Column (2): ID: (mm)

ANALYTE	COL	RT	RT WINDOW		CONCENTRATION	%RPD
			FROM	TO		
Aroclor-1254	1	0.000	-0.030	0.030	0.0054	
	2	0.000	-0.030	0.030	0.0073	29.9

con-test®
A Pace Analytical® Laboratory
39 Spruce Street * East Longmeadow, MA 01028 * FAX 413/525-6405 * TEL. 413/525-2332

IDENTIFICATION SUMMARY FOR SINGLE COMPONENT ANALYTES

SW-846 8082A

T5-2W (6-10)

Lab Sample ID: 21C1118-06 Date(s) Analyzed: 04/06/2021 04/06/2021

Instrument ID (1): Instrument ID (2):

GC Column (1): ID: (mm) GC Column (2): ID: (mm)

ANALYTE	COL	RT	RT WINDOW		CONCENTRATION	%RPD
			FROM	TO		
Aroclor-1254	1	0.000	-0.030	0.030	0.0049	
	2	0.000	-0.030	0.030	0.0069	33.9

con-test®
A Pace Analytical® Laboratory

39 Spruce Street * East Longmeadow, MA 01028 * FAX 413/525-6405 * TEL. 413/525-2332

IDENTIFICATION SUMMARY FOR SINGLE COMPONENT ANALYTES

SW-846 8082A

T6- 1C (6-12)

Lab Sample ID: 21C1118-07 Date(s) Analyzed: 04/06/2021 04/06/2021

Instrument ID (1): ECD 4 Instrument ID (2): ECD 4

GC Column (1): ID: (mm) GC Column (2): ID: (mm)

ANALYTE	COL	RT	RT WINDOW		CONCENTRATION	%RPD
			FROM	TO		
Aroclor-1254	1	0.000	-0.030	0.030	0.0038	
	2	0.000	-0.030	0.030	0.0032	17.1
Aroclor-1260	1	0.000	-0.030	0.030	0.0034	
	2	0.000	-0.030	0.030	0.0029	18.8

con-test®
A Pace Analytical® Laboratory
39 Spruce Street * East Longmeadow, MA 01028 * FAX 413/525-6405 * TEL. 413/525-2332

IDENTIFICATION SUMMARY FOR SINGLE COMPONENT ANALYTES

SW-846 8082A

LCS

Lab Sample ID: B279234-BS1 Date(s) Analyzed: 04/03/2021 04/03/2021

Instrument ID (1): ECD3 Instrument ID (2): ECD3

GC Column (1): ID: (mm) GC Column (2): ID: (mm)

ANALYTE	COL	RT	RT WINDOW		CONCENTRATION	%RPD
			FROM	TO		
Aroclor-1016	1	0.000	-0.030	0.030	0.16	
	2	0.000	-0.030	0.030	0.16	0.0
Aroclor-1260	1	0.000	-0.030	0.030	0.15	
	2	0.000	-0.030	0.030	0.15	0.0

con-test®
A Pace Analytical® Laboratory
39 Spruce Street * East Longmeadow, MA 01028 * FAX 413/525-6405 * TEL. 413/525-2332

IDENTIFICATION SUMMARY FOR SINGLE COMPONENT ANALYTES

SW-846 8082A

LCS Dup

Lab Sample ID: B279234-BSD1 Date(s) Analyzed: 04/03/2021 04/03/2021

Instrument ID (1): ECD3 Instrument ID (2): ECD3

GC Column (1): ID: (mm) GC Column (2): ID: (mm)

ANALYTE	COL	RT	RT WINDOW		CONCENTRATION	%RPD
			FROM	TO		
Aroclor-1016	1	0.000	-0.030	0.030	0.14	
	2	0.000	-0.030	0.030	0.14	0.0
Aroclor-1260	1	0.000	-0.030	0.030	0.14	
	2	0.000	-0.030	0.030	0.14	0.0

con-test®
A Pace Analytical® Laboratory
39 Spruce Street * East Longmeadow, MA 01028 * FAX 413/525-6405 * TEL. 413/525-2332

IDENTIFICATION SUMMARY FOR SINGLE COMPONENT ANALYTES

SW-846 8082A

LCS

Lab Sample ID: B279237-BS1 Date(s) Analyzed: 04/06/2021 04/06/2021

Instrument ID (1): ECD 4 Instrument ID (2): ECD 4

GC Column (1): ID: (mm) GC Column (2): ID: (mm)

ANALYTE	COL	RT	RT WINDOW		CONCENTRATION	%RPD
			FROM	TO		
Aroclor-1016	1	0.000	-0.030	0.030	0.16	
	2	0.000	-0.030	0.030	0.15	6.5
Aroclor-1260	1	0.000	-0.030	0.030	0.14	
	2	0.000	-0.030	0.030	0.13	7.4

con-test®
A Pace Analytical® Laboratory
39 Spruce Street * East Longmeadow, MA 01028 * FAX 413/525-6405 * TEL. 413/525-2332

IDENTIFICATION SUMMARY FOR SINGLE COMPONENT ANALYTES

SW-846 8082A

LCS Dup

Lab Sample ID: B279237-BSD1 Date(s) Analyzed: 04/06/2021 04/06/2021

Instrument ID (1): ECD 4 Instrument ID (2): ECD 4

GC Column (1): ID: (mm) GC Column (2): ID: (mm)

ANALYTE	COL	RT	RT WINDOW		CONCENTRATION	%RPD
			FROM	TO		
Aroclor-1016	1	0.000	-0.030	0.030	0.17	
	2	0.000	-0.030	0.030	0.16	6.1
Aroclor-1260	1	0.000	-0.030	0.030	0.15	
	2	0.000	-0.030	0.030	0.14	6.9

con-test®
A Pace Analytical® Laboratory

39 Spruce Street * East Longmeadow, MA 01028 * FAX 413/525-6405 * TEL. 413/525-2332

FLAG/QUALIFIER SUMMARY

*	QC result is outside of established limits.
†	Wide recovery limits established for difficult compound.
‡	Wide RPD limits established for difficult compound.
#	Data exceeded client recommended or regulatory level
ND	Not Detected
RL	Reporting Limit is at the level of quantitation (LOQ)
DL	Detection Limit is the lower limit of detection determined by the MDL study
MCL	Maximum Contaminant Level
	Percent recoveries and relative percent differences (RPDs) are determined by the software using values in the calculation which have not been rounded.
	No results have been blank subtracted unless specified in the case narrative section.

con-test®
A Pace Analytical® Laboratory

39 Spruce Street * East Longmeadow, MA 01028 * FAX 413/525-6405 * TEL. 413/525-2332

CERTIFICATIONS

Certified Analyses included in this Report

Analyte	Certifications
SW 846 9060A in Soil	
Total Organic Carbon	NY,CT,ME,VA,NH
SW-846 8082A in Soil	
Aroclor-1016	CT,NH,NY,ME,NC,VA,PA
Aroclor-1016 [2C]	CT,NH,NY,ME,NC,VA,PA
Aroclor-1221	CT,NH,NY,ME,NC,VA,PA
Aroclor-1221 [2C]	CT,NH,NY,ME,NC,VA,PA
Aroclor-1232	CT,NH,NY,ME,NC,VA,PA
Aroclor-1232 [2C]	CT,NH,NY,ME,NC,VA,PA
Aroclor-1242	CT,NH,NY,ME,NC,VA,PA
Aroclor-1242 [2C]	CT,NH,NY,ME,NC,VA,PA
Aroclor-1248	CT,NH,NY,ME,NC,VA,PA
Aroclor-1248 [2C]	CT,NH,NY,ME,NC,VA,PA
Aroclor-1254	CT,NH,NY,ME,NC,VA,PA
Aroclor-1254 [2C]	CT,NH,NY,ME,NC,VA,PA
Aroclor-1260	CT,NH,NY,ME,NC,VA,PA
Aroclor-1260 [2C]	CT,NH,NY,ME,NC,VA,PA
Aroclor-1262	NY,NC,VA,PA
Aroclor-1262 [2C]	NY,NC,VA,PA
Aroclor-1268	NY,NC,VA,PA
Aroclor-1268 [2C]	NY,NC,VA,PA

Con-Test, a Pace Environmental Laboratory, operates under the following certifications and accreditations:

Code	Description	Number	Expires
AIHA	AIHA-LAP, LLC - ISO17025:2017	100033	03/1/2022
MA	Massachusetts DEP	M-MA100	06/30/2021
CT	Connecticut Department of Publilc Health	PH-0165	12/31/2022
NY	New York State Department of Health	10899 NELAP	04/1/2022
NH-S	New Hampshire Environmental Lab	2516 NELAP	02/5/2022
RI	Rhode Island Department of Health	LAO00112	12/30/2021
NC	North Carolina Div. of Water Quality	652	12/31/2021
NJ	New Jersey DEP	MA007 NELAP	06/30/2021
FL	Florida Department of Health	E871027 NELAP	06/30/2021
VT	Vermont Department of Health Lead Laboratory	LL720741	07/30/2021
ME	State of Maine	MA00100	06/9/2021
VA	Commonwealth of Virginia	460217	12/14/2021
NH-P	New Hampshire Environmental Lab	2557 NELAP	09/6/2021
VT-DW	Vermont Department of Health Drinking Water	VT-255716	06/12/2021
NC-DW	North Carolina Department of Health	25703	07/31/2021
PA	Commonwealth of Pennsylvania DEP	68-05812	06/30/2021
MI	Dept. of Env, Great Lakes, and Energy	9100	09/6/2021

21C1118

con-test ANALYTICAL LABORATORY

Phone: 413-525-2332
Fax: 413-525-6405
Email: info@contestlabs.com

http://www.contestlabs.com

CHAIN OF CUSTODY RECORD

39 Spruce Street
East Longmeadow, MA 01028

Doc # 381 Rev 2_06262019

Page 1 of 3

Company Name: Weston & Sampson
Address: Rocky Hill CT
Phone: 800-SAMPSON
Project Name: Eversource - Durham ER
Project Location: Durham, CT
Project Number:
Project Manager: Jeff Willson
Con-Test Quote Name/Number:
Invoice Recipient: Jeff Willson
Sampled By: Chris Berthiaume

Requested Turnaround Time: 7-Day [X] 10-Day [ ] PFAS 10-Day (std) [ ] Due Date:
Rush Approval Required: 1-Day [ ] 3-Day [ ] 2-Day [ ] 4-Day [ ]
Data Delivery: Format: PDF [ ] EXCEL [X] Other: EnviroData
CLP Like Data Pkg Required: [ ]
Email To: WillsonJ@wseinc.com
Fax To #:
Disposition of Samples: [O] Field Filtered [O] Lab to Filter
Orthophosphate Samples: [O] Field Filtered [O] Lab to Filter

ANALYSIS REQUESTED

Con-Test Work Order#	Client Sample ID / Description	Beginning Date/Time	Ending Date/Time	COMP/GRAB	[1]Matrix Code	Conc Code	VIALS	GLASS	PLASTIC	BACTERIA	ENCORE	PCBs by Sox	LMS/MSD	HOLD	TOC	LMS/MSD
	Preoccupy T4E (6-12)	3/19/21	1510	G	S	U		1				X			X	
	T4-1E (0-6)		1440					2				X			X	
	T4-1C (0-6)		1450					1				X			X	
1	T4-1C (6-12)		1455					1						X		
	T4-1W (0-6)		1500					1				X			X	
-2	T4-1W (6-12)		1505					1						X		
	T4-2E (0-6)		1330									X			X	
3	T4-2E (6-12)		1335											X		
	T4-2C (0-6)		1320									X			X	
	T4-2W (0-6)		1310									X			X	

Client Comments: Eversource project- ES rates no sales tax

Courier Use Only
Total Number Of:
VIALS
GLASS 7
PLASTIC 7
BACTERIA
ENCORE

Glassware in the fridge? Y / N
Glassware in freezer? Y / N
Prepackaged Cooler? Y / N
*Contest is not responsible for missing samples from prepacked coolers

[2] Preservation Code

[1] Matrix Codes:
GW = Ground Water
WW = Waste Water
DW = Drinking Water
A = Air
S = Soil
SL = Sludge
SOL = Solid
O = Other (please define)

[2] Preservation Codes:
I = Iced
H = HCL
M = Methanol
N = Nitric Acid
S = Sulfuric Acid
B = Sodium Bisulfate
X = Sodium Hydroxide
T = Sodium Thiosulfate
O = Other (please define)

Please use the following codes to indicate possible sample concentration within the Conc Code column above:
H - High; M - Medium; L - Low; C - Clean; U - Unknown

Relinquished by: (signature)	Date/Time:
Received by: (signature)	3/22/21 1:05
Relinquished by: (signature)	3/22/21 6:35
Received by: (signature)	3.4 3/23/21 1035
Relinquished by: (signature)	Date/Time:
Received by: (signature)	Date/Time:
Relinquished by: (signature)	Date/Time:
Received by: (signature)	Date/Time:

Detection Limit Requirements: MA [ ] CT 0.004 mg/kg Other: [ ]

Special Requirements: MA MCP Required [ ] RCP Certification Form Required [ ] CT RCP Required [X] RCP Certification Form Required [ ] Is State DW Required [ ] PWSID #

NELAC and AIHA-LAP, LLC Accredited

Project Entity: Government [ ] Federal [ ] City [ ] Municipality [ ] 21 J [ ] Brownfield [ ] MWRA [ ] School [ ] MBTA [ ] WRTA [ ]

Other: Chromatogram [ ] AIHA-LAP,LLC [ ]

PCB ONLY: Soxhlet [X] Non Soxhlet [ ]

Comments:
Samples that are running on 21C1116 and client notified -02 arrived broken - 3/23/21 mmk

Disclaimer: Con-Test Labs is not responsible for any omitted information on the Chain of Custody. The Chain of Custody is a legal document that must be complete and accurate and is used to determine wha analyses the laboratory will perform. Any missing information is not the laboratory's responsibility. Con Test values your partnership on each project and will try to assist with missing information, but will not b held accountable.

Table of Contents

21C1118

con-test ANALYTICAL LABORATORY

http://www.contestlabs.com

Doc # 381 Rev 2_06262019

CHAIN OF CUSTODY RECORD

Phone: 413-525-2332
Fax: 413-525-6405
Email: info@contestlabs.com

39 Spruce Street
East Longmeadow, MA 01028

Page 2 of 3

Company Name:	Weston & Sampson
Address:	Rocky Hill CT
Phone:	800-SAMPSON
Project Name:	Eversource - Durham ER
Project Location:	Durham, CT
Project Number:	
Project Manager:	Jeff Willson
Con-Test Quote Name/Number:	
Invoice Recipient:	Jeff Willson
Sampled By:	Chris Berthiaume

Requested Turnaround Time
7-Day: X | 10-Day: | PFAS 10-Day (std): | Due Date:

Rush Approval Required
1-Day: | 3-Day: | 2-Day: | 4-Day:

Data Deliverables
Format: PDF X EXCEL X
Other: EnviroData
CLP Like Data Pkg Required:
Email To: WillsonJC@wsinc.com
Fax To #:

Date/Time Sampled
Field Filtered
Lab to Filter

Date/Time Sampled
Field Filtered
Lab to Filter

ANALYSIS REQUESTED

Con-Test Work Order#	Client Sample ID / Description	Beginning Date/Time	Ending Date/Time	COMP/GRAB	[1]Matrix Code	Conc Code	VIALS	GLASS	PLASTIC	BACTERIA	ENCORE	PCBs 3 soxh	LMS/MSD	Hold	TOC	LMS/MSD	
	T4-2W (6-12)	3/19/21	1315	G	S	U		3				X	X		X	X	
	T5-1E (0-6)		1050					1				X			X		
4	T5-1E (6-9)		1055					2						X			
	T5-1C (0-6)		1100					1 WW				X			X		
	T5-1W (0-6)		1110					5				X	X		X	X	
5	T5-1W (6-10)		1115					2						X			
	T5-2E (0-6)		1000					1				X			X		
	T5-2C (0-6)		0950					1				X			X		
	T5-2W (0-6)		0955					1				X			X		
6	T5-2W (6-10)	V	0940	V	V	V		1						X			

[2] Preservation Code

Courier Use Only

Total Number Of:
VIALS
GLASS 18
PLASTIC
BACTERIA
ENCORE

Glassware in the fridge? Y / N
Glassware in freezer? Y / N
Prepackaged Cooler? Y / N
*Contest is not responsible for missing samples from prepacked coolers

[1] **Matrix Codes:**
GW = Ground Water
WW = Waste Water
DW = Drinking Water
A = Air
S = Soil
SL = Sludge
SOL = Solid
O = Other (please define)

[2] **Preservation Codes:**
I = Iced
H = HCL
M = Methanol
N = Nitric Acid
S = Sulfuric Acid
B = Sodium Bisulfate
X = Sodium Hydroxide
T = Sodium Thiosulfate
O = Other (please define)

Relinquished by: (signature)	Date/Time:
Received by: (signature)	Date/Time:
	3/22/21 1:05
Relinquished by: (signature)	Date/Time:
	3/22/21 6:35
Received by: (signature)	Date/Time:
3.4	3/22/21 1835
Relinquished by: (signature)	Date/Time:
Received by: (signature)	Date/Time:
Relinquished by: (signature)	Date/Time:
Received by: (signature)	Date/Time:

Client Comments: Eversource project - ES rates no sales tax

Detection Limit Requirements
MA
CT: 0.004 mg/kg
Other:

Special Requirements
MA MCP Required
MCP Certification Form Required
CT RCP Required
RCP Certification Form Required
Are State GW Required
PWSID #

Please use the following codes to indicate possible sample concentration within the Conc Code column above:
H - High; M - Medium; L - Low; C - Clean; U - Unknown

NELAC and AIHA-LAP, LLC Accredited

Project Entity
Government | Municipality | MWRA | WRTA
Federal | 21 J | School
City | Brownfield | MBTA

Other
Chromatogram
AIHA-LAP,LLC

PCB ONLY
Soxhlet
Non Soxhlet

Comments:

Disclaimer: Con-Test Labs is not responsible for any omitted information on the Chain of Custody. The Chain of Custody is a legal document that must be complete and accurate and is used to determine wha analyses the laboratory will perform. Any missing information is not the laboratory's responsibility. Con Test values your partnership on each project and will try to assist with missing information, but will not b held accountable.

21C1118

con-test ANALYTICAL LABORATORY

http://www.contestlabs.com

Doc # 381 Rev 2_06262019

CHAIN OF CUSTODY RECORD

Phone: 413-525-2332
Fax: 413-525-6405
Email: info@contestlabs.com

39 Spruce Street
East Longmeadow, MA 01028

Company Name:	Weston & Sampson
Address:	Rocky Hill CT
Phone:	800-SAMPSON
Project Name:	Eversource - Durham ER
Project Location:	Durham, CT
Project Number:	
Project Manager:	Jeff Willson
Con-Test Quote Name/Number:	
Invoice Recipient:	Jeff Willson
Sampled By:	Chris Berthiaume

Requested Turnaround Time
7-Day [X] 10-Day [ ]
PFAS 10-Day (std) [ ] Due Date:

Rush-Approval Required
1-Day [ ] 3-Day [ ]
2-Day [ ] 4-Day [ ]

Data Delivery
Format: PDF [X] EXCEL [X]
Other: EnviroData
CLP Like Data Pkg Required: [ ]
Email To: Willson,JC@wseinc.com
Fax To #:

Drinking Water Samples?
○ Field Filtered
○ Lab to Filter

Orthophosphate Samples?
○ Field Filtered
○ Lab to Filter

ANALYSIS REQUESTED

Con-Test Work Order#	Client Sample ID / Description	Beginning Date/Time	Ending Date/Time	COMP/GRAB	[1]Matrix Code	Conc Code	VIALS	GLASS	PLASTIC	BACTERIA	ENCORE	PCBs w/ Sox	MS/MSD	HOLD	TOC	MS/MSD					
	T6-1E (0-6)	3/19/21	0930	G	S	U		1				X			X						
	T6-1C (0-6)		0920					1				X			X						
7	T6-1C (6-12)		0925					1						X							
	T6-1W (0-6)		0910					1				X			X						
	T7-1E (0-6)	3/17/21	1845					1				X			X						
8	T7-1E (6-12)		1850					1						X							
	T7-1C (0-6)		1830					1				X			X						
9	T7-1C (6-12)		1835					1						X							
	T7-1W (0-6)		1820					1				X			X						
10	T7-1W (6-12)		1825					1						X							

Relinquished by: (signature) Date/Time:
Received by: (signature) Date/Time: 3/22/21 1:15
Relinquished by: (signature) Date/Time: 3/22/21 6:35
Received by: (signature) Date/Time: 3/22/21 1855
Relinquished by: (signature) Date/Time:
Received by: (signature) Date/Time:
Relinquished by: (signature) Date/Time:
Received by: (signature) Date/Time:

Client Comments: Eversource project - ES rates
no sales tax

Detection Limit Requirements
MA
CT 0.004 mg/kg
Other

Special Requirements
MA MCP Required [ ]
MCP Certification Form Required [ ]
CT RCP Required [X]
RCP Certification Form Required [ ]
NY State DW Required [ ]
PWSID #

Please use the following codes to indicate possible sample concentration within the Conc Code column above:
H - High; M - Medium; L - Low; C - Clean; U - Unknown

NELAC and AIHA-LAP, LLC Accredited

Project Entity
Government [ ] Municipality [ ] MWRA [ ] WRTA [ ]
Federal [ ] 21 J [ ] School [ ]
City [ ] Brownfield [ ] MBTA [ ]

Other
Chromatogram [ ]
AIHA-LAP,LLC [ ]

[2] Preservation Code

Courier Use Only
Total Number Of:
VIALS
GLASS 10
PLASTIC
BACTERIA
ENCORE

Glassware in the fridge? Y / N
Glassware in freezer? Y / N
Prepackaged Cooler? Y / N
*Contest is not responsible for missing samples from prepacked coolers

[1] **Matrix Codes:**
GW = Ground Water
WW = Waste Water
DW = Drinking Water
A = Air
S = Soil
SL = Sludge
SOL = Solid
O = Other (please define)

[2] **Preservation Codes:**
I = Iced
H = HCL
M = Methanol
N = Nitric Acid
S = Sulfuric Acid
B = Sodium Bisulfate
X = Sodium Hydroxide
T = Sodium Thiosulfate
O = Other (please define)

PCB ONLY
Soxhlet [X]
Non Soxhlet [ ]

Comments:

Disclaimer: Con-Test Labs is not responsible for any omitted information on the Chain of Custody. The Chain of Custody is a legal document that must be complete and accurate and is used to determine wha analyses the laboratory will perform. Any missing information is not the laboratory's responsibility. Cor Test values your partnership on each project and will try to assist with missing information, but will not l held accountable.

I Have Not Confirmed Sample Container Numbers With Lab Staff Before Relinquishing Over Samples_____

con-test® ANALYTICAL LABORATORY

Doc# 277 Rev 5 2017

Login Sample Receipt Checklist - (Rejection Criteria Listing - Using Acceptance Policy) Any False Statement will be brought to the attention of the Client - State True or False

Client WTS

Received By [signature] Date 3/22/24 Time 1835

How were the samples received? In Cooler T No Cooler _____ On Ice T No Ice _____
Direct from Sampling _____ Ambient _____ Melted Ice _____

Were samples within Temperature? 2-6°C T By Gun # 2 Actual Temp - 3.4
By Blank # _____ Actual Temp - _____

Was Custody Seal Intact? n/a Were Samples Tampered with? n/a
Was COC Relinquished ? T Does Chain Agree With Samples? T
Are there broken/leaking/loose caps on any samples? T
Is COC in ink/ Legible? T Were samples received within holding time? T
Did COC include all pertinent Information? Client T Analysis T Sampler Name T
Project T ID's T Collection Dates/Times T
Are Sample labels filled out and legible? T
Are there Lab to Filters? F Who was notified? _____
Are there Rushes? F Who was notified? _____
Are there Short Holds? F Who was notified? _____
Is there enough Volume? T
Is there Headspace where applicable? n/a MS/MSD? F
Proper Media/Containers Used? T Is splitting samples required? F
Were trip blanks received? F On COC? F
Do all samples have the proper pH? Acid n/a Base n/a

Vials	#	Containers:	#		#		#
Unp-		1 Liter Amb.		1 Liter Plastic		16 oz Amb.	
HCL-		500 mL Amb.		500 mL Plastic		8oz Amb/Clear	8
Meoh-		250 mL Amb.		250 mL Plastic		4oz Amb/Clear	4
Bisulfate-		Flashpoint		Col./Bacteria		2oz Amb/Clear	
DI-		Other Glass		Other Plastic		Encore	
Thiosulfate-		SOC Kit		Plastic Bag		Frozen:	
Sulfuric-		Perchlorate		Ziplock			

Unused Media

Vials	#	Containers:	#		#		#
Unp-		1 Liter Amb.		1 Liter Plastic		16 oz Amb.	
HCL-		500 mL Amb.		500 mL Plastic		8oz Amb/Clear	
Meoh-		250 mL Amb.		250 mL Plastic		4oz Amb/Clear	
Bisulfate-		Col./Bacteria		Flashpoint		2oz Amb/Clear	
DI-		Other Plastic		Other Glass		Encore	
Thiosulfate-		SOC Kit		Plastic Bag		Frozen:	
Sulfuric-		Perchlorate		Ziplock			

Comments:

Sample T4-1W (6-12) received broken.

Meghan Kelley

From: Berthiaume, Christopher <BerthiaumeC@wseinc.com> on behalf of Berthiaume, Christopher
Sent: Wednesday, March 31, 2021 3:08 PM
To: Meghan Kelley; Jim Georgantas; michelle.koch@contestlabs.com
Cc: Willson, Jeffrey
Subject: RE: Durham - Rush Request?

Thanks for the update Meghan.

As a result, Jeff and I would like to request that all held samples collected on 3/19/21 for "Eversource – Durham, CT" be extracted for total PCBs and analyzed for TOC such that the samples will be reported within hold time. The samples in the request are as follows:

- Samples 21C1113-1 through 21C1113-3, inclusive.
- All samples on 21C1115 (note: no TOCs – PCBs only).
- All samples on 21C1118.

Please let me know if there may be any issues with this request.

Thank you,
Christopher Berthiaume, EIT
ENGINEER II
direct: 860-956-6914
mobile: 860-966-0173

Weston & Sampson *(We've Moved!)*
712 Brook Street, Suite 103 | Rocky Hill, CT 06067
tel: 860-513-1473
westonandsampson.com

Facebook | Twitter | LinkedIn

From: Meghan Kelley <mkelley@contestlabs.com>
Sent: Wednesday, March 31, 2021 3:03 PM
To: Berthiaume, Christopher <BerthiaumeC@wseinc.com>; Jim Georgantas <jgeorgantas@contestlabs.com>; michelle.koch@contestlabs.com
Cc: Willson, Jeffrey <willsonj@wseinc.com>
Subject: RE: Durham - Rush Request?

Hi Chris,

I spoke to the lab we will do our best to get data for Friday, latest Monday.

-Meghan

From: Berthiaume, Christopher [mailto:BerthiaumeC@wseinc.com]
Sent: Wednesday, March 31, 2021 1:25 PM
To: Jim Georgantas <jgeorgantas@contestlabs.com>; michelle.koch@contestlabs.com

Cc: Willson, Jeffrey <willsonj@wseinc.com>
Subject: Durham - Rush Request?

Hi Jim and Michelle,

Would it be possible to turn a sample currently being analyzed into a rush sample? In particular, I am thinking about the two samples being analyzed under WO# 21C1426. Would it be possible to expedite the remainder of the analysis so that results would be available on Friday? The two samples tie into held samples whose final day within the hold time is Friday.

Thank you,
Christopher Berthiaume, EIT
ENGINEER II
direct: 860-956-6914
mobile: 860-966-0173

Weston & Sampson *(We've Moved!)*
712 Brook Street, Suite 103 | Rocky Hill, CT 06067
tel: 860-513-1473
westonandsampson.com

Facebook | Twitter | LinkedIn

The contents of this e-mail and any attachments are the property of the Weston & Sampson companies. The e-mail contents are only to be used by the intended recipient of the e-mail. If you are not the intended recipient, then use, disclosure, copying, distribution or reliance on the e-mail is prohibited. All professional advice from us should be obtained in writing (not e-mail).
The contents of this e-mail and any attachments are the property of the Weston & Sampson companies. The e-mail contents are only to be used by the intended recipient of the e-mail. If you are not the intended recipient, then use, disclosure, copying, distribution or reliance on the e-mail is prohibited. All professional advice from us should be obtained in writing (not e-mail).

REASONABLE CONFIDENCE PROTOCOL
LABORATORY ANALYSIS QA/QC CERTIFICATION FORM

Laboratory Name: Con-Test, a Pace Analytical Laboratory

Client: Weston & Sampson

Project Location: Durham, CT

Project Number: 21C1118

Laboratory Sample ID(s):

21C1118-01 thru 21C1118-07

Sample Date(s):

03/19/2021

List RCP Methods Used:

SW-846 8082A

1	For each analytical method referenced in this laboratory report package, were all specified QA/QC performance criteria followed, including the requirement to explain any criteria falling outside of acceptable guidelines, as specified in the CTDEP method-specific Reasonable Confidence Protocol documents?	☑ Yes ☐ No
1A	Were the method specified preservation and holding time requirements met?	☑ Yes ☐ No
1B	VPH and EPH Methods only: Was the VPH and EPH method conducted without significant modifications (see Section 11.3 of respective RCP methods)?	☐ Yes ☐ No ☑ N/A
2	Were all samples received by the laboratory in a condition consistent with that described on the associated chain-of-custody document(s)?	☑ Yes ☐ No
3	Were samples received at an appropriate temperature (< 6 degrees C.)?	☑ Yes ☐ No ☐ N/A
4	Were all QA/QC performance criteria specified in the CTDEP Reasonable Confidence Protocol documents achieved?	☐ Yes ☑ No
5A	Were reporting limits specified or referenced on the chain-of-custody?	☑ Yes ☐ No
5B	Were these reporting limits met?	☐ Yes ☑ No
6	For each analytical method referenced in this laboratory report package, were results reported for all constituents identified in the method-specific analyte lists presented in the Reasonable Confidence Protocol documents?	☑ Yes ☐ No
7	Are project-specific matrix spikes and laboratory duplicates included in this data set?	☐ Yes ☑ No

Notes: For all questions to which the response was "No" (with the exception of question #7), additional information must be provided in an attached narrative. If the answer to question #1, #1A, or #1B is "No", the data package does not meet the requirements for "Reasonable Confidence."
This form may not be altered and all questions must be answered.

Lisa A. Worthington

I, the undersigned, attest under the pains and penalties of perjury that, to the best of my knowledge and belief and based upon my personal inquiry of those responsible for providing the information contained in this analytical report, such information is accurate and complete.

Authorized Signature: Lisa Worthington **Position:** **Technical Representative**

Printed Name: **Lisa A. Worthington** **Date:** **04/07/21**

Name of Laboratory: **Con-Test, a Pace Analytical Laboratory**

This certification form is to be used for RCP methods only.

con-test®
A Pace Analytical® Laboratory

39 Spruce Street * East Longmeadow, MA 01028 * FAX 413/525-6405 * TEL. 413/525-2332

April 5, 2021

Jeff Willson
Weston & Sampson
712 Brook Street, Suite 103
Rocky Hill, CT 06067

Project Location: Durham, CT
Client Job Number:
Project Number: [none]
Laboratory Work Order Number: 21C1426

Enclosed are results of analyses for samples received by the laboratory on March 29, 2021. If you have any questions concerning this report, please feel free to contact me.

Sincerely,



Michelle M. Koch
Project Manager

Table of Contents

Sample Summary 3

Case Narrative 4

Sample Results 5

21C1426-01 5

21C1426-02 7

Sample Preparation Information 9

QC Data 10

Polychlorinated Biphenyls with 3540 Soxhlet Extraction 10

B279156 10

Conventional Chemistry Parameters by EPA/APHA/SW-846 Methods (Total) 12

B279111 12

B279118 12

Dual Column RPD Report 13

Flag/Qualifier Summary 17

Certifications 18

Chain of Custody/Sample Receipt 19

con-test®
A Pace Analytical® Laboratory

39 Spruce Street * East Longmeadow, MA 01028 * FAX 413/525-6405 * TEL. 413/525-2332

Weston & Sampson
712 Brook Street, Suite 103
Rocky Hill, CT 06067
ATTN: Jeff Willson

REPORT DATE: 4/5/2021

PURCHASE ORDER NUMBER:

PROJECT NUMBER: [none]

ANALYTICAL SUMMARY

WORK ORDER NUMBER: 21C1426

The results of analyses performed on the following samples submitted to CON-TEST, a Pace Analytical Laboratory, are found in this report.

PROJECT LOCATION: Durham, CT

FIELD SAMPLE #	LAB ID:	MATRIX	SAMPLE DESCRIPTION	TEST	SUB LAB
SED-1 (0-6)	21C1426-01	Soil		SM 2540G	
				SW 846 9060A	
				SW-846 8082A	
T4-1C (0-6)	21C1426-02	Soil		SM 2540G	
				SW 846 9060A	
				SW-846 8082A	

con-test®
A Pace Analytical® Laboratory

39 Spruce Street * East Longmeadow, MA 01028 * FAX 413/525-6405 * TEL. 413/525-2332

CASE NARRATIVE SUMMARY

All reported results are within defined laboratory quality control objectives unless listed below or otherwise qualified in this report.

SW 846 9060A

Qualifications:

MS-11

Matrix spike recovery outside of control limits. Possibility of sample matrix effects that lead to a high bias for reported result or non-homogeneous sample aliquots cannot be eliminated.

Analyte & Samples(s) Qualified:

Total Organic Carbon
B279118-MS1, B279118-MSD1

R-05

Laboratory fortified blank duplicate RPD is outside of control limits. Reduced precision is anticipated for any reported value for this compound.

Analyte & Samples(s) Qualified:

Total Organic Carbon
B279118-BSD1

SW-846 8082A

Qualifications:

S-01

The surrogate recovery for this sample is not available due to sample dilution below the surrogate reporting limit required from high analyte concentration and/or matrix interferences.

Analyte & Samples(s) Qualified:

Decachlorobiphenyl
21C1426-02[T4-1C (0-6)]

Decachlorobiphenyl [2C]
21C1426-02[T4-1C (0-6)]

Tetrachloro-m-xylene
21C1426-02[T4-1C (0-6)]

Tetrachloro-m-xylene [2C]
21C1426-02[T4-1C (0-6)]

The results of analyses reported only relate to samples submitted to Con-Test, a Pace Analytical Laboratory, for testing.
I certify that the analyses listed above, unless specifically listed as subcontracted, if any, were performed under my direction according to the approved methodologies listed in this document, and that based upon my inquiry of those individuals immediately responsible for obtaining the information, the material contained in this report is, to the best of my knowledge and belief, accurate and complete.

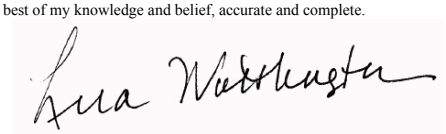

Lisa A. Worthington
Technical Representative

con-test®
A Pace Analytical® Laboratory
39 Spruce Street * East Longmeadow, MA 01028 * FAX 413/525-6405 * TEL. 413/525-2332

Project Location: Durham, CT | Sample Description: | Work Order: 21C1426

Date Received: 3/29/2021

Field Sample #: SED-1 (0-6) | Sampled: 3/24/2021 10:00

Sample ID: 21C1426-01

Sample Matrix: Soil

Polychlorinated Biphenyls with 3540 Soxhlet Extraction

Analyte	Results	RL	Units	Dilution	Flag/Qual	Method	Date Prepared	Date/Time Analyzed	Analyst
Aroclor-1016 [1]	ND	0.0023	mg/Kg dry	1		SW-846 8082A	3/31/21	4/2/21 13:43	SFM
Aroclor-1221 [1]	ND	0.0023	mg/Kg dry	1		SW-846 8082A	3/31/21	4/2/21 13:43	SFM
Aroclor-1232 [1]	ND	0.0023	mg/Kg dry	1		SW-846 8082A	3/31/21	4/2/21 13:43	SFM
Aroclor-1242 [1]	ND	0.0023	mg/Kg dry	1		SW-846 8082A	3/31/21	4/2/21 13:43	SFM
Aroclor-1248 [1]	ND	0.0023	mg/Kg dry	1		SW-846 8082A	3/31/21	4/2/21 13:43	SFM
Aroclor-1254 [1]	ND	0.0023	mg/Kg dry	1		SW-846 8082A	3/31/21	4/2/21 13:43	SFM
Aroclor-1260 [1]	ND	0.0023	mg/Kg dry	1		SW-846 8082A	3/31/21	4/2/21 13:43	SFM
Aroclor-1262 [1]	ND	0.0023	mg/Kg dry	1		SW-846 8082A	3/31/21	4/2/21 13:43	SFM
Aroclor-1268 [1]	ND	0.0023	mg/Kg dry	1		SW-846 8082A	3/31/21	4/2/21 13:43	SFM

Surrogates	% Recovery	Recovery Limits	Flag/Qual	
Decachlorobiphenyl [1]	91.9	30-150		4/2/21 13:43
Decachlorobiphenyl [2]	99.6	30-150		4/2/21 13:43
Tetrachloro-m-xylene [1]	94.6	30-150		4/2/21 13:43
Tetrachloro-m-xylene [2]	94.5	30-150		4/2/21 13:43

con-test®
A Pace Analytical® Laboratory
39 Spruce Street * East Longmeadow, MA 01028 * FAX 413/525-6405 * TEL. 413/525-2332

Project Location: Durham, CT | Sample Description: | Work Order: 21C1426

Date Received: 3/29/2021

Field Sample #: SED-1 (0-6) | Sampled: 3/24/2021 10:00

Sample ID: 21C1426-01

Sample Matrix: Soil

Conventional Chemistry Parameters by EPA/APHA/SW-846 Methods (Total)

Analyte	Results	RL	Units	Dilution	Flag/Qual	Method	Date Prepared	Date/Time Analyzed	Analyst
% Solids	80.0		% Wt	1		SM 2540G	3/30/21	3/31/21 9:50	js
Total Organic Carbon	5600	100	mg/Kg	1		SW 846 9060A	3/31/21	3/31/21 12:48	DJM

con-test®
A Pace Analytical® Laboratory
39 Spruce Street * East Longmeadow, MA 01028 * FAX 413/525-6405 * TEL. 413/525-2332

Project Location: Durham, CT | Sample Description: | Work Order: 21C1426

Date Received: 3/29/2021

Field Sample #: T4-1C (0-6) | Sampled: 3/24/2021 10:15

Sample ID: 21C1426-02

Sample Matrix: Soil

Polychlorinated Biphenyls with 3540 Soxhlet Extraction

Analyte	Results	RL	Units	Dilution	Flag/Qual	Method	Date Prepared	Date/Time Analyzed	Analyst
Aroclor-1016 [1]	ND	0.30	mg/Kg dry	100		SW-846 8082A	3/31/21	4/2/21 15:29	SFM
Aroclor-1221 [1]	ND	0.30	mg/Kg dry	100		SW-846 8082A	3/31/21	4/2/21 15:29	SFM
Aroclor-1232 [1]	ND	0.30	mg/Kg dry	100		SW-846 8082A	3/31/21	4/2/21 15:29	SFM
Aroclor-1242 [1]	ND	0.30	mg/Kg dry	100		SW-846 8082A	3/31/21	4/2/21 15:29	SFM
Aroclor-1248 [1]	ND	0.30	mg/Kg dry	100		SW-846 8082A	3/31/21	4/2/21 15:29	SFM
Aroclor-1254 [1]	1.2	0.30	mg/Kg dry	100		SW-846 8082A	3/31/21	4/2/21 15:29	SFM
Aroclor-1260 [1]	ND	0.30	mg/Kg dry	100		SW-846 8082A	3/31/21	4/2/21 15:29	SFM
Aroclor-1262 [1]	ND	0.30	mg/Kg dry	100		SW-846 8082A	3/31/21	4/2/21 15:29	SFM
Aroclor-1268 [1]	ND	0.30	mg/Kg dry	100		SW-846 8082A	3/31/21	4/2/21 15:29	SFM

Surrogates	% Recovery	Recovery Limits	Flag/Qual	
Decachlorobiphenyl [1]	*	30-150	S-01	4/2/21 15:29
Decachlorobiphenyl [2]	*	30-150	S-01	4/2/21 15:29
Tetrachloro-m-xylene [1]	*	30-150	S-01	4/2/21 15:29
Tetrachloro-m-xylene [2]	*	30-150	S-01	4/2/21 15:29

con-test®
A Pace Analytical® Laboratory
39 Spruce Street * East Longmeadow, MA 01028 * FAX 413/525-6405 * TEL. 413/525-2332

Project Location: Durham, CT | Sample Description: | Work Order: 21C1426

Date Received: 3/29/2021

Field Sample #: T4-1C (0-6) | Sampled: 3/24/2021 10:15

Sample ID: 21C1426-02

Sample Matrix: Soil

Conventional Chemistry Parameters by EPA/APHA/SW-846 Methods (Total)

Analyte	Results	RL	Units	Dilution	Flag/Qual	Method	Date Prepared	Date/Time Analyzed	Analyst
% Solids	65.6		% Wt	1		SM 2540G	3/30/21	3/31/21 9:50	js
Total Organic Carbon	32000	100	mg/Kg	1		SW 846 9060A	3/31/21	3/31/21 13:54	DJM

con-test®
A Pace Analytical® Laboratory

39 Spruce Street * East Longmeadow, MA 01028 * FAX 413/525-6405 * TEL. 413/525-2332

Sample Extraction Data

Prep Method: % Solids **Analytical Method: SM 2540G**

Lab Number [Field ID]	Batch	Date
21C1426-01 [SED-1 (0-6)]	B279111	03/30/21
21C1426-02 [T4-1C (0-6)]	B279111	03/30/21

SW 846 9060A

Lab Number [Field ID]	Batch	Initial [g]	Final [mL]	Date
21C1426-01 [SED-1 (0-6)]	B279118	1.00	1.00	03/31/21
21C1426-02 [T4-1C (0-6)]	B279118	1.00	1.00	03/31/21

Prep Method: SW-846 3540C **Analytical Method: SW-846 8082A**

Lab Number [Field ID]	Batch	Initial [g]	Final [mL]	Date
21C1426-01 [SED-1 (0-6)]	B279156	10.7	1.00	03/31/21
21C1426-02 [T4-1C (0-6)]	B279156	10.2	1.00	03/31/21

con-test®
A Pace Analytical® Laboratory

39 Spruce Street * East Longmeadow, MA 01028 * FAX 413/525-6405 * TEL. 413/525-2332

QUALITY CONTROL

Polychlorinated Biphenyls with 3540 Soxhlet Extraction - Quality Control

Analyte	Result	Reporting Limit	Units	Spike Level	Source Result	%REC	%REC Limits	RPD	RPD Limit	Notes
Batch B279156 - SW-846 3540C										
Blank (B279156-BLK1)				Prepared: 03/31/21 Analyzed: 04/02/21						
Aroclor-1016	ND	0.0020	mg/Kg wet							
Aroclor-1016 [2C]	ND	0.0020	mg/Kg wet							
Aroclor-1221	ND	0.0020	mg/Kg wet							
Aroclor-1221 [2C]	ND	0.0020	mg/Kg wet							
Aroclor-1232	ND	0.0020	mg/Kg wet							
Aroclor-1232 [2C]	ND	0.0020	mg/Kg wet							
Aroclor-1242	ND	0.0020	mg/Kg wet							
Aroclor-1242 [2C]	ND	0.0020	mg/Kg wet							
Aroclor-1248	ND	0.0020	mg/Kg wet							
Aroclor-1248 [2C]	ND	0.0020	mg/Kg wet							
Aroclor-1254	ND	0.0020	mg/Kg wet							
Aroclor-1254 [2C]	ND	0.0020	mg/Kg wet							
Aroclor-1260	ND	0.0020	mg/Kg wet							
Aroclor-1260 [2C]	ND	0.0020	mg/Kg wet							
Aroclor-1262	ND	0.0020	mg/Kg wet							
Aroclor-1262 [2C]	ND	0.0020	mg/Kg wet							
Aroclor-1268	ND	0.0020	mg/Kg wet							
Aroclor-1268 [2C]	ND	0.0020	mg/Kg wet							
Surrogate: Decachlorobiphenyl	*0.154*		mg/Kg wet	0.200		77.0	30-150			
Surrogate: Decachlorobiphenyl [2C]	*0.133*		mg/Kg wet	0.200		66.5	30-150			
Surrogate: Tetrachloro-m-xylene	*0.146*		mg/Kg wet	0.200		73.2	30-150			
Surrogate: Tetrachloro-m-xylene [2C]	*0.140*		mg/Kg wet	0.200		70.2	30-150			
LCS (B279156-BS1)				Prepared: 03/31/21 Analyzed: 04/02/21						
Aroclor-1016	0.14	0.020	mg/Kg wet	0.200		69.1	40-140			
Aroclor-1016 [2C]	0.14	0.020	mg/Kg wet	0.200		70.3	40-140			
Aroclor-1260	0.11	0.020	mg/Kg wet	0.200		57.3	40-140			
Aroclor-1260 [2C]	0.12	0.020	mg/Kg wet	0.200		58.7	40-140			
Surrogate: Decachlorobiphenyl	*0.128*		mg/Kg wet	0.200		64.0	30-150			
Surrogate: Decachlorobiphenyl [2C]	*0.126*		mg/Kg wet	0.200		63.1	30-150			
Surrogate: Tetrachloro-m-xylene	*0.146*		mg/Kg wet	0.200		72.9	30-150			
Surrogate: Tetrachloro-m-xylene [2C]	*0.151*		mg/Kg wet	0.200		75.6	30-150			
LCS Dup (B279156-BSD1)				Prepared: 03/31/21 Analyzed: 04/02/21						
Aroclor-1016	0.16	0.020	mg/Kg wet	0.200		79.7	40-140	14.2	30	
Aroclor-1016 [2C]	0.16	0.020	mg/Kg wet	0.200		80.1	40-140	13.0	30	
Aroclor-1260	0.14	0.020	mg/Kg wet	0.200		68.3	40-140	17.6	30	
Aroclor-1260 [2C]	0.14	0.020	mg/Kg wet	0.200		70.5	40-140	18.3	30	
Surrogate: Decachlorobiphenyl	*0.156*		mg/Kg wet	0.200		78.2	30-150			
Surrogate: Decachlorobiphenyl [2C]	*0.152*		mg/Kg wet	0.200		76.2	30-150			
Surrogate: Tetrachloro-m-xylene	*0.155*		mg/Kg wet	0.200		77.6	30-150			
Surrogate: Tetrachloro-m-xylene [2C]	*0.158*		mg/Kg wet	0.200		79.2	30-150			

con-test®
A Pace Analytical® Laboratory

39 Spruce Street * East Longmeadow, MA 01028 * FAX 413/525-6405 * TEL. 413/525-2332

QUALITY CONTROL

Polychlorinated Biphenyls with 3540 Soxhlet Extraction - Quality Control

Analyte	Result	Reporting Limit	Units	Spike Level	Source Result	%REC	%REC Limits	RPD	RPD Limit	Notes
Batch B279156 - SW-846 3540C										
Matrix Spike (B279156-MS2)	**Source: 21C1426-01**		Prepared: 03/31/21 Analyzed: 04/02/21							
Aroclor-1016	0.24	0.097	mg/Kg dry	0.243	ND	97.3	40-140			
Aroclor-1016 [2C]	0.23	0.097	mg/Kg dry	0.243	ND	94.5	40-140			
Aroclor-1260	0.21	0.097	mg/Kg dry	0.243	ND	85.4	40-140			
Aroclor-1260 [2C]	0.20	0.097	mg/Kg dry	0.243	ND	82.6	40-140			
Surrogate: Decachlorobiphenyl	*0.220*		mg/Kg dry	0.243		90.5	30-150			
Surrogate: Decachlorobiphenyl [2C]	*0.203*		mg/Kg dry	0.243		83.7	30-150			
Surrogate: Tetrachloro-m-xylene	*0.219*		mg/Kg dry	0.243		90.3	30-150			
Surrogate: Tetrachloro-m-xylene [2C]	*0.215*		mg/Kg dry	0.243		88.4	30-150			

con-test®
A Pace Analytical® Laboratory

39 Spruce Street * East Longmeadow, MA 01028 * FAX 413/525-6405 * TEL. 413/525-2332

QUALITY CONTROL

Conventional Chemistry Parameters by EPA/APHA/SW-846 Methods (Total) - Quality Control

Analyte	Result	Reporting Limit	Units	Spike Level	Source Result	%REC		%REC Limits	RPD		RPD Limit	Notes
Batch B279111 - % Solids												
Duplicate (B279111-DUP1)	**Source: 21C1426-02**			Prepared: 03/30/21 Analyzed: 03/31/21								
% Solids	63.9		% Wt		65.6				2.66		10	
Batch B279118 - SW 846 9060A												
Blank (B279118-BLK1)				Prepared & Analyzed: 03/31/21								
Total Organic Carbon	ND	100	mg/Kg									
LCS (B279118-BS1)				Prepared & Analyzed: 03/31/21								
Total Organic Carbon	542	100	mg/Kg	750		72.2		65.8-127				
LCS Dup (B279118-BSD1)				Prepared & Analyzed: 03/31/21								
Total Organic Carbon	638	100	mg/Kg	750		85.1		65.8-127	**16.3**	*	11.4	R-05
Matrix Spike (B279118-MS1)	**Source: 21C1426-01**			Prepared & Analyzed: 03/31/21								
Total Organic Carbon	6990	100	mg/Kg	750	5640	**179**	*	85-115				MS-11
Matrix Spike Dup (B279118-MSD1)	**Source: 21C1426-01**			Prepared & Analyzed: 03/31/21								
Total Organic Carbon	7290	100	mg/Kg	750	5640	**219**	*	85-115	4.25		20	MS-11

con-test®
A Pace Analytical® Laboratory

39 Spruce Street * East Longmeadow, MA 01028 * FAX 413/525-6405 * TEL. 413/525-2332

IDENTIFICATION SUMMARY FOR SINGLE COMPONENT ANALYTES

SW-846 8082A

T4-1C (0-6)

Lab Sample ID: 21C1426-02 Date(s) Analyzed: 04/02/2021 04/02/2021

Instrument ID (1): ECD 4 Instrument ID (2): ECD 4

GC Column (1): ID: (mm) GC Column (2): ID: (mm)

ANALYTE	COL	RT	RT WINDOW		CONCENTRATION	%RPD
			FROM	TO		
Aroclor-1254	1	0.000	-0.030	0.030	1.2	
	2	0.000	-0.030	0.030	1.2	0.0

con-test®
A Pace Analytical® Laboratory
39 Spruce Street * East Longmeadow, MA 01028 * FAX 413/525-6405 * TEL. 413/525-2332

IDENTIFICATION SUMMARY FOR SINGLE COMPONENT ANALYTES

SW-846 8082A

LCS

Lab Sample ID: B279156-BS1 Date(s) Analyzed: 04/02/2021 04/02/2021

Instrument ID (1): ECD 4 Instrument ID (2): ECD 4

GC Column (1): ID: (mm) GC Column (2): ID: (mm)

ANALYTE	COL	RT	RT WINDOW		CONCENTRATION	%RPD
			FROM	TO		
Aroclor-1016	1	0.000	-0.030	0.030	0.14	
	2	0.000	-0.030	0.030	0.14	0.0
Aroclor-1260	1	0.000	-0.030	0.030	0.11	
	2	0.000	-0.030	0.030	0.12	0.0

con-test®
A Pace Analytical® Laboratory
39 Spruce Street * East Longmeadow, MA 01028 * FAX 413/525-6405 * TEL. 413/525-2332

IDENTIFICATION SUMMARY FOR SINGLE COMPONENT ANALYTES

SW-846 8082A

LCS Dup

Lab Sample ID: B279156-BSD1 Date(s) Analyzed: 04/02/2021 04/02/2021

Instrument ID (1): ECD 4 Instrument ID (2): ECD 4

GC Column (1): ID: (mm) GC Column (2): ID: (mm)

ANALYTE	COL	RT	RT WINDOW		CONCENTRATION	%RPD
			FROM	TO		
Aroclor-1016	1	0.000	-0.030	0.030	0.16	
	2	0.000	-0.030	0.030	0.16	0.0
Aroclor-1260	1	0.000	-0.030	0.030	0.14	
	2	0.000	-0.030	0.030	0.14	0.0

con-test®
A Pace Analytical® Laboratory

39 Spruce Street * East Longmeadow, MA 01028 * FAX 413/525-6405 * TEL. 413/525-2332

IDENTIFICATION SUMMARY FOR SINGLE COMPONENT ANALYTES

SW-846 8082A

Matrix Spike

Lab Sample ID: B279156-MS2 Date(s) Analyzed: 04/02/2021 04/02/2021

Instrument ID (1): ECD 4 Instrument ID (2): ECD 4

GC Column (1): ID: (mm) GC Column (2): ID: (mm)

ANALYTE	COL	RT	RT WINDOW		CONCENTRATION	%RPD
			FROM	TO		
Aroclor-1016	1	0.000	-0.030	0.030	0.24	
	2	0.000	-0.030	0.030	0.23	4.3
Aroclor-1260	1	0.000	-0.030	0.030	0.21	
	2	0.000	-0.030	0.030	0.20	4.9

con-test®
A Pace Analytical® Laboratory

39 Spruce Street * East Longmeadow, MA 01028 * FAX 413/525-6405 * TEL. 413/525-2332

FLAG/QUALIFIER SUMMARY

*	QC result is outside of established limits.
†	Wide recovery limits established for difficult compound.
‡	Wide RPD limits established for difficult compound.
#	Data exceeded client recommended or regulatory level
ND	Not Detected
RL	Reporting Limit is at the level of quantitation (LOQ)
DL	Detection Limit is the lower limit of detection determined by the MDL study
MCL	Maximum Contaminant Level
	Percent recoveries and relative percent differences (RPDs) are determined by the software using values in the calculation which have not been rounded.
	No results have been blank subtracted unless specified in the case narrative section.
MS-11	Matrix spike recovery outside of control limits. Possibility of sample matrix effects that lead to a high bias for reported result or non-homogeneous sample aliquots cannot be eliminated.
R-05	Laboratory fortified blank duplicate RPD is outside of control limits. Reduced precision is anticipated for any reported value for this compound.
S-01	The surrogate recovery for this sample is not available due to sample dilution below the surrogate reporting limit required from high analyte concentration and/or matrix interferences.

con-test®
A Pace Analytical® Laboratory

39 Spruce Street * East Longmeadow, MA 01028 * FAX 413/525-6405 * TEL. 413/525-2332

CERTIFICATIONS

Certified Analyses included in this Report

Analyte	Certifications
SW 846 9060A in Soil	
Total Organic Carbon	NY,CT,ME,VA,NH
SW-846 8082A in Soil	
Aroclor-1016	CT,NH,NY,ME,NC,VA,PA
Aroclor-1016 [2C]	CT,NH,NY,ME,NC,VA,PA
Aroclor-1221	CT,NH,NY,ME,NC,VA,PA
Aroclor-1221 [2C]	CT,NH,NY,ME,NC,VA,PA
Aroclor-1232	CT,NH,NY,ME,NC,VA,PA
Aroclor-1232 [2C]	CT,NH,NY,ME,NC,VA,PA
Aroclor-1242	CT,NH,NY,ME,NC,VA,PA
Aroclor-1242 [2C]	CT,NH,NY,ME,NC,VA,PA
Aroclor-1248	CT,NH,NY,ME,NC,VA,PA
Aroclor-1248 [2C]	CT,NH,NY,ME,NC,VA,PA
Aroclor-1254	CT,NH,NY,ME,NC,VA,PA
Aroclor-1254 [2C]	CT,NH,NY,ME,NC,VA,PA
Aroclor-1260	CT,NH,NY,ME,NC,VA,PA
Aroclor-1260 [2C]	CT,NH,NY,ME,NC,VA,PA
Aroclor-1262	NY,NC,VA,PA
Aroclor-1262 [2C]	NY,NC,VA,PA
Aroclor-1268	NY,NC,VA,PA
Aroclor-1268 [2C]	NY,NC,VA,PA

Con-Test, a Pace Environmental Laboratory, operates under the following certifications and accreditations:

Code	Description	Number	Expires
AIHA	AIHA-LAP, LLC - ISO17025:2017	100033	03/1/2022
MA	Massachusetts DEP	M-MA100	06/30/2021
CT	Connecticut Department of Publilc Health	PH-0165	12/31/2022
NY	New York State Department of Health	10899 NELAP	04/1/2021
NH-S	New Hampshire Environmental Lab	2516 NELAP	02/5/2022
RI	Rhode Island Department of Health	LAO00112	12/30/2021
NC	North Carolina Div. of Water Quality	652	12/31/2021
NJ	New Jersey DEP	MA007 NELAP	06/30/2021
FL	Florida Department of Health	E871027 NELAP	06/30/2021
VT	Vermont Department of Health Lead Laboratory	LL720741	07/30/2021
ME	State of Maine	MA00100	06/9/2021
VA	Commonwealth of Virginia	460217	12/14/2021
NH-P	New Hampshire Environmental Lab	2557 NELAP	09/6/2021
VT-DW	Vermont Department of Health Drinking Water	VT-255716	06/12/2021
NC-DW	North Carolina Department of Health	25703	07/31/2021
PA	Commonwealth of Pennsylvania DEP	68-05812	06/30/2021
MI	Dept. of Env, Great Lakes, and Energy	9100	09/6/2021

21C1426

con-test ANALYTICAL LABORATORY

Phone: 413-525-2332
Fax: 413-525-6405
Email: info@contestlabs.com

http://www.contestlabs.com

CHAIN OF CUSTODY RECORD

39 Spruce Street
East Longmeadow, MA 01028

Doc # 381 Rev 2_06262019

Page 1 of 1

Company Name: Weston & Sampson
Address: Rocky Hill, CT
Phone: 800-SAMPSON
Project Name: Eversource - Durham ER
Project Location: Durham, CT
Project Number:
Project Manager: Jeff Willson
Con-Test Quote Name/Number:
Invoice Recipient: Jeff Willson
Sampled By: Chris Berthiaume

Requested Turnaround Time: 7-Day X; 10-Day; PFAS 10-Day (std); Due Date:
Rush Approval Required: 1-Day; 2-Day; 3-Day; 4-Day
Data Delivery: Format: PDF X EXCEL X; Other: EnviroData; CLP Like Data Pkg Required:; Email To: WillsonJ@wseinc.com, BerthiaumeC@wseinc.com; Fax To #:
Dissolved Metals Samples: Field Filtered; Lab to Filter
Orthophosphate Samples: Field Filtered; Lab to Filter

ANALYSIS REQUESTED

Con-Test Work Order#	Client Sample ID / Description	Beginning Date/Time	Ending Date/Time	COMP/GRAB	Matrix Code	Conc Code	VIALS	GLASS	PLASTIC	BACTERIA	ENCORE	PCBs w/ SOX	TOC	MS/MSD	MS/MSD	HOLD
1	SED-1 (0-6)	3/24/21	1000	G	S	U		6				X	X	X	X	
2	T4-1C (0-6)		1015	G	S	U		2				X		X		
	T4-1W (6-12)	↓	1080	G	S	U		2								X

Client Comments: Eversource project - use ES rates
no sales tax

Relinquished by: (signature) Date/Time:
Received by: (signature) Date/Time: 3/25/2021 10:35
Relinquished by: (signature) Date/Time: 3/25/2021 13:30
Received by: (signature) Date/Time: 3/25/21 1250
Relinquished by: (signature) Date/Time:
Received by: (signature) Date/Time:
Relinquished by: (signature) Date/Time:
Received by: (signature) Date/Time:

Detection Limit Requirements: MA; RCP; Other: 0.001 mg/kg

Special Requirements: MA MCP Required; MCP Certification Form Required; X CT RCP Required; RCP Certification Form Required; MA State DW Required; PWSID #

Please use the following codes to indicate possible sample concentration within the Conc Code column above:
H - High; M - Medium; L - Low; C - Clean; U - Unknown

NELAC and AIHA-LAP, LLC Accredited

Project Entity: Government; Federal; City; Municipality; 21 J; Brownfield; MWRA; School; MBTA; WRTA

Other: Chromatogram; AIHA-LAP,LLC

PCB ONLY: X Soxhlet; Non Soxhlet

[2] Preservation Code

Courier Use Only
Total Number Of:
VIALS
GLASS
PLASTIC
BACTERIA
ENCORE

Glassware in the fridge? Y / N
Glassware in freezer? Y / N
Prepackaged Cooler? Y / N
*Contest is not responsible for missing samples from prepacked coolers

[1] Matrix Codes:
GW = Ground Water
WW = Waste Water
DW = Drinking Water
A = Air
S = Soil
SL = Sludge
SOL = Solid
O = Other (please define)

[2] Preservation Codes:
I = Iced
H = HCL
M = Methanol
N = Nitric Acid
S = Sulfuric Acid
B = Sodium Bisulfate
X = Sodium Hydroxide
T = Sodium Thiosulfate
O = Other (please define)

Comments:
On hold sample on WO#21C1427
3/30/21 mmk

Disclaimer: Con-Test Labs is not responsible for any omitted information on the Chain of Custody. The Chain of Custody is a legal document that must be complete and accurate and is used to determine wha analyses the laboratory will perform. Any missing information is not the laboratory's responsibility. Cor Test values your partnership on each project and will try to assist with missing information, but will not b held accountable.

Table of Contents

I Have Not Confirmed Sample Container Numbers With Lab Staff Before Relinquishing Over Samples_____

con-test® ANALYTICAL LABORATORY

Doc# 277 Rev 5 2017

Login Sample Receipt Checklist - (Rejection Criteria Listing - Using Acceptance Policy) Any False Statement will be brought to the attention of the Client - State True or False

Client WHS

Received By VR Date 3/25/21 Time 1230

How were the samples received? In Cooler T No Cooler ____ On Ice T No Ice ____
Direct from Sampling ____ Ambient ____ Melted Ice ____

Were samples within Temperature? 2-6°C T By Gun # 2 Actual Temp - 2.2
By Blank # ____ Actual Temp - ____

Was Custody Seal Intact? NA Were Samples Tampered with? NA
Was COC Relinquished ? T Does Chain Agree With Samples? T
Are there broken/leaking/loose caps on any samples? F
Is COC in ink/ Legible? T Were samples received within holding time? T
Did COC include all pertinent Information? Client T Analysis T Sampler Name T
Project T ID's T Collection Dates/Times T
Are Sample labels filled out and legible? T
Are there Lab to Filters? F Who was notified? ____
Are there Rushes? F Who was notified? ____
Are there Short Holds? F Who was notified? ____
Is there enough Volume? T
Is there Headspace where applicable? NA MS/MSD? ~~NA~~ F T
Proper Media/Containers Used? T Is splitting samples required? F
Were trip blanks received? F On COC? F
Do all samples have the proper pH? NA Acid ____ Base ____

Vials	#	Containers:	#		#		#
Unp-		1 Liter Amb.		1 Liter Plastic		16 oz Amb.	
HCL-		500 mL Amb.		500 mL Plastic		8oz Amb/Clear	
Meoh-		250 mL Amb.		250 mL Plastic		4oz Amb/Clear	8
Bisulfate-		Flashpoint		Col./Bacteria		2oz Amb/Clear	
DI-		Other Glass		Other Plastic		Encore	
Thiosulfate-		SOC Kit		Plastic Bag		Frozen:	
Sulfuric-		Perchlorate		Ziplock			

Unused Media

Vials	#	Containers:	#		#		#
Unp-		1 Liter Amb.		1 Liter Plastic		16 oz Amb.	
HCL-		500 mL Amb.		500 mL Plastic		8oz Amb/Clear	
Meoh-		250 mL Amb.		250 mL Plastic		4oz Amb/Clear	
Bisulfate-		Col./Bacteria		Flashpoint		2oz Amb/Clear	
DI-		Other Plastic		Other Glass		Encore	
Thiosulfate-		SOC Kit		Plastic Bag		Frozen:	
Sulfuric-		Perchlorate		Ziplock			

Comments:

REASONABLE CONFIDENCE PROTOCOL
LABORATORY ANALYSIS QA/QC CERTIFICATION FORM

Laboratory Name: Con-Test, a Pace Analytical Laboratory

Client: Weston & Sampson

Project Location: Durham, CT

Project Number: 21C1426

Laboratory Sample ID(s):
21C1426-01 thru 21C1426-02

Sample Date(s):
03/24/2021

List RCP Methods Used:
SW-846 8082A

1	For each analytical method referenced in this laboratory report package, were all specified QA/QC performance criteria followed, including the requirement to explain any criteria falling outside of acceptable guidelines, as specified in the CTDEP method-specific Reasonable Confidence Protocol documents?	☑ Yes ☐ No
1A	Were the method specified preservation and holding time requirements met?	☑ Yes ☐ No
1B	VPH and EPH Methods only: Was the VPH and EPH method conducted without significant modifications (see Section 11.3 of respective RCP methods)?	☐ Yes ☐ No ☑ N/A
2	Were all samples received by the laboratory in a condition consistent with that described on the associated chain-of-custody document(s)?	☑ Yes ☐ No
3	Were samples received at an appropriate temperature (< 6 degrees C.)?	☑ Yes ☐ No ☐ N/A
4	Were all QA/QC performance criteria specified in the CTDEP Reasonable Confidence Protocol documents achieved?	☐ Yes ☑ No
5A	Were reporting limits specified or referenced on the chain-of-custody?	☑ Yes ☐ No
5B	Were these reporting limits met?	☐ Yes ☑ No
6	For each analytical method referenced in this laboratory report package, were results reported for all constituents identified in the method-specific analyte lists presented in the Reasonable Confidence Protocol documents?	☑ Yes ☐ No
7	Are project-specific matrix spikes and laboratory duplicates included in this data set?	☑ Yes ☐ No

Notes: For all questions to which the response was "No" (with the exception of question #7), additional information must be provided in an attached narrative. If the answer to question #1, #1A, or #1B is "No", the data package does not meet the requirements for "Reasonable Confidence."
This form may not be altered and all questions must be answered.

Lisa A. Worthington

I, the undersigned, attest under the pains and penalties of perjury that, to the best of my knowledge and belief and based upon my personal inquiry of those responsible for providing the information contained in this analytical report, such information is accurate and complete.

Authorized Signature: Lisa Worthington **Position:** **Technical Representative**

Printed Name: **Lisa A. Worthington** **Date:** **04/05/21**

Name of Laboratory: **Con-Test, a Pace Analytical Laboratory**

This certification form is to be used for RCP methods only.

ANALYTICAL REPORT

Lab Number:	L2114132
Client:	Weston & Sampson Engineers, Inc. 273 Dividend Rd. Rocky Hill, CT 06067
ATTN:	Jeff Wilson
Phone:	(860) 513-1473
Project Name:	EVERSOURCE-DURHAM ER
Project Number:	Not Specified
Report Date:	04/06/21

The original project report/data package is held by Alpha Analytical. This report/data package is paginated and should be reproduced only in its entirety. Alpha Analytical holds no responsibility for results and/or data that are not consistent with the original.

Certifications & Approvals: MA (M-MA030), NH NELAP (2062), CT (PH-0141), DoD (L2474), FL (E87814), IL (200081), LA (85084), ME (MA00030), MD (350), NJ (MA015), NY (11627), NC (685), OH (CL106), PA (68-02089), RI (LAO00299), TX (T104704419), VT (VT-0015), VA (460194), WA (C954), US Army Corps of Engineers, USDA (Permit #P330-17-00150), USFWS (Permit #206964).

320 Forbes Boulevard, Mansfield, MA 02048-1806
508-822-9300 (Fax) 508-822-3288 800-624-9220 - www.alphalab.com

Project Name: EVERSOURCE-DURHAM ER
Project Number: Not Specified

Lab Number: L2114132
Report Date: 04/06/21

Alpha Sample ID	Client ID	Matrix	Sample Location	Collection Date/Time	Receive Date
L2114132-01	SED-1 (0-6)	SOIL	DURHAM, CT	03/19/21 15:20	03/22/21
L2114132-02	SED-1 (6-12)	SOIL	DURHAM, CT	03/19/21 15:25	03/22/21
L2114132-03	SED-2 (0-6)	SOIL	DURHAM, CT	03/19/21 14:30	03/22/21
L2114132-04	SED-3 (0-6)	SOIL	DURHAM, CT	03/19/21 12:30	03/22/21
L2114132-05	SED-3 (6-12)	SOIL	DURHAM, CT	03/19/21 12:35	03/22/21
L2114132-06	SED-4 (0-6)	SOIL	DURHAM, CT	03/19/21 08:45	03/22/21
L2114132-07	SED-4 (6-12)	SOIL	DURHAM, CT	03/19/21 08:50	03/22/21
L2114132-08	SED-5 (0-6)	SOIL	DURHAM, CT	03/17/21 18:00	03/22/21
L2114132-09	SED-6 (0-6)	SOIL	DURHAM, CT	03/17/21 14:00	03/22/21
L2114132-10	SED-6 (6-12)	SOIL	DURHAM, CT	03/17/21 14:05	03/22/21
L2114132-11	SED-7 (0-6)	SOIL	DURHAM, CT	03/17/21 14:10	03/22/21
L2114132-12	SED-7 (6-12)	SOIL	DURHAM, CT	03/17/21 14:15	03/22/21
L2114132-13	SED-8 (0-6)	SOIL	DURHAM, CT	03/17/21 11:15	03/22/21
L2114132-14	SED-8 (6-12)	SOIL	DURHAM, CT	03/17/21 11:20	03/22/21
L2114132-15	SED-9 (0-6)	SOIL	DURHAM, CT	03/17/21 12:05	03/22/21
L2114132-16	SED-9 (6-12)	SOIL	DURHAM, CT	03/17/21 12:10	03/22/21
L2114132-17	SED-10 (0-6)	SOIL	DURHAM, CT	03/17/21 16:30	03/22/21
L2114132-18	SED-10 (6-12)	SOIL	DURHAM, CT	03/17/21 16:35	03/22/21
L2114132-19	SED-11 (0-6)	SOIL	DURHAM, CT	03/17/21 16:40	03/22/21
L2114132-20	SED-11 (6-12)	SOIL	DURHAM, CT	03/17/21 16:45	03/22/21
L2114132-21	REOCCUPY T4E (6-12)	SOIL	DURHAM, CT	03/19/21 15:10	03/22/21
L2114132-22	T4-1E (0-6)	SOIL	DURHAM, CT	03/19/21 14:40	03/22/21
L2114132-23	T4-1C (0-6)	SOIL	DURHAM, CT	03/19/21 14:50	03/22/21
L2114132-24	T4-1C (6-12)	SOIL	DURHAM, CT	03/19/21 14:55	03/22/21

Serial_No:04062114:43

Alpha Sample ID	Client ID	Matrix	Sample Location	Collection Date/Time	Receive Date
L2114132-25	T4-1W (0-6)	SOIL	DURHAM, CT	03/19/21 15:00	03/22/21
L2114132-26	T4-1W (6-12)	SOIL	DURHAM, CT	03/19/21 15:05	03/22/21
L2114132-27	T4-2E (0-6)	SOIL	DURHAM, CT	03/19/21 13:30	03/22/21
L2114132-28	T4-2E (6-12)	SOIL	DURHAM, CT	03/19/21 13:35	03/22/21
L2114132-29	T4-2C (0-6)	SOIL	DURHAM, CT	03/19/21 13:20	03/22/21
L2114132-30	T4-2W (0-6)	SOIL	DURHAM, CT	03/19/21 13:10	03/22/21
L2114132-31	T4-2W (6-12)	SOIL	DURHAM, CT	03/19/21 13:15	03/22/21
L2114132-32	T5-1E (0-6)	SOIL	DURHAM, CT	03/19/21 10:50	03/22/21
L2114132-33	T5-1E (6-9)	SOIL	DURHAM, CT	03/19/21 10:55	03/22/21
L2114132-34	T5-1C (0-6)	SOIL	DURHAM, CT	03/19/21 11:00	03/22/21
L2114132-35	T5-1W (0-6)	SOIL	DURHAM, CT	03/19/21 11:10	03/22/21
L2114132-36	T5-1W (6-10)	SOIL	DURHAM, CT	03/19/21 11:15	03/22/21
L2114132-37	T5-2E (0-6)	SOIL	DURHAM, CT	03/19/21 10:00	03/22/21
L2114132-38	T5-2C (0-6)	SOIL	DURHAM, CT	03/19/21 09:50	03/22/21
L2114132-39	T5-2W (0-6)	SOIL	DURHAM, CT	03/19/21 09:55	03/22/21
L2114132-40	T5-2W (6-10)	SOIL	DURHAM, CT	03/19/21 09:40	03/22/21
L2114132-41	T6-1E (0-6)	SOIL	DURHAM, CT	03/19/21 09:30	03/22/21
L2114132-42	T6-1C (0-6)	SOIL	DURHAM, CT	03/19/21 09:20	03/22/21
L2114132-43	T6-1C (6-12)	SOIL	DURHAM, CT	03/19/21 09:25	03/22/21
L2114132-44	T6-1W (0-6)	SOIL	DURHAM, CT	03/19/21 09:10	03/22/21
L2114132-45	T7-1E (0-6)	SOIL	DURHAM, CT	03/17/21 18:45	03/22/21
L2114132-46	T7-1E (6-12)	SOIL	DURHAM, CT	03/17/21 18:50	03/22/21
L2114132-47	T7-1C (0-6)	SOIL	DURHAM, CT	03/17/21 18:30	03/22/21
L2114132-48	T7-1C (6-12)	SOIL	DURHAM, CT	03/17/21 18:35	03/22/21
L2114132-49	T7-1W (0-6)	SOIL	DURHAM, CT	03/17/21 18:20	03/22/21
L2114132-50	T7-1W (6-12)	SOIL	DURHAM, CT	03/17/21 18:25	03/22/21

Project Name:	EVERSOURCE-DURHAM ER	**Lab Number:**	L2114132
Project Number:	Not Specified	**Report Date:**	04/06/21

Case Narrative

The samples were received in accordance with the Chain of Custody and no significant deviations were encountered during the preparation or analysis unless otherwise noted. Sample Receipt, Container Information, and the Chain of Custody are located at the back of the report.

Results contained within this report relate only to the samples submitted under this Alpha Lab Number and meet NELAP requirements for all NELAP accredited parameters unless otherwise noted in the following narrative. The data presented in this report is organized by parameter (i.e. VOC, SVOC, etc.). Sample specific Quality Control data (i.e. Surrogate Spike Recovery) is reported at the end of the target analyte list for each individual sample, followed by the Laboratory Batch Quality Control at the end of each parameter. Tentatively Identified Compounds (TICs), if requested, are reported for compounds identified to be present and are not part of the method/program Target Compound List, even if only a subset of the TCL are being reported. If a sample was re-analyzed or re-extracted due to a required quality control corrective action and if both sets of data are reported, the Laboratory ID of the re-analysis or re-extraction is designated with an "R" or "RE", respectively.

When multiple Batch Quality Control elements are reported (e.g. more than one LCS), the associated samples for each element are noted in the grey shaded header line of each data table. Any Laboratory Batch, Sample Specific % recovery or RPD value that is outside the listed Acceptance Criteria is bolded in the report. In reference to questions H (CAM) or 4 (RCP) when "NO" is checked, the performance criteria for CAM and RCP methods allow for some quality control failures to occur and still be within method compliance. In these instances, the specific failure is not narrated but noted in the associated QC Outlier Summary Report, located directly after the Case Narrative. QC information is also incorporated in the Data Usability Assessment table (Format 11) of our Data Merger tool, where it can be reviewed in conjunction with the sample result, associated regulatory criteria and any associated data usability implications.

Soil/sediments, solids and tissues are reported on a dry weight basis unless otherwise noted. Definitions of all data qualifiers and acronyms used in this report are provided in the Glossary located at the back of the report.

HOLD POLICY - For samples submitted on hold, Alpha's policy is to hold samples (with the exception of Air canisters) free of charge for 21 calendar days from the date the project is completed. After 21 calendar days, we will dispose of all samples submitted including those put on hold unless you have contacted your Alpha Project Manager and made arrangements for Alpha to continue to hold the samples. Air canisters will be disposed after 3 business days from the date the project is completed.

Please contact Project Management at 800-624-9220 with any questions.

Project Name:	EVERSOURCE-DURHAM ER	**Lab Number:**	L2114132
Project Number:	Not Specified	**Report Date:**	04/06/21

Case Narrative (continued)

Sample Receipt

L2114132-43: The sample identified as "T6-1 (6-12)" on the chain of custody was identified as "T6-1C (6-12)" on the container label. At the client's request, the sample is reported as "T6-1C (6-12)".

Grain Size Analysis

The WG1478719-1 Laboratory Duplicate RPDs for % fine gravel (49%), % total gravel (30%) and % fine sand (25%), performed on L2114132-03, are outside the acceptance criteria. The elevated RPDs have been attributed to the non-homogeneous nature of the native sample.

The WG1478721-1 Laboratory Duplicate RPD for % total fines (25%), performed on L2114132-04, is outside the acceptance criteria. The elevated RPD has been attributed to the non-homogeneous nature of the native sample.

I, the undersigned, attest under the pains and penalties of perjury that, to the best of my knowledge and belief and based upon my personal inquiry of those responsible for providing the information contained in this analytical report, such information is accurate and complete. This certificate of analysis is not complete unless this page accompanies any and all pages of this report.

Authorized Signature: Susan E O'Neil Susan O' Neil

Title: Technical Director/Representative Date: 04/06/21

INORGANICS
&
MISCELLANEOUS

Project Name: EVERSOURCE-DURHAM ER
Project Number: Not Specified
Lab Number: L2114132
Report Date: 04/06/21

SAMPLE RESULTS

Lab ID: L2114132-01
Client ID: SED-1 (0-6)
Sample Location: DURHAM, CT
Sample Depth:
Matrix: Soil
Date Collected: 03/19/21 15:20
Date Received: 03/22/21
Field Prep: Not Specified

Parameter	Result	Qualifier	Units	RL	MDL	Dilution Factor	Date Prepared	Date Analyzed	Analytical Method	Analyst
Grain Size Analysis - Mansfield Lab										
Cobbles	ND		%	0.100	NA	1	-	03/25/21 11:33	12,D6913/D7928	SM
% Coarse Gravel	ND		%	0.100	NA	1	-	03/25/21 11:33	12,D6913/D7928	SM
% Fine Gravel	21.4		%	0.100	NA	1	-	03/25/21 11:33	12,D6913/D7928	SM
% Total Gravel	21.4		%	0.100	NA	1	-	03/25/21 11:33	12,D6913/D7928	SM
% Coarse Sand	10.6		%	0.100	NA	1	-	03/25/21 11:33	12,D6913/D7928	SM
% Medium Sand	24.5		%	0.100	NA	1	-	03/25/21 11:33	12,D6913/D7928	SM
% Fine Sand	28.5		%	0.100	NA	1	-	03/25/21 11:33	12,D6913/D7928	SM
% Total Sand	63.6		%	0.100	NA	1	-	03/25/21 11:33	12,D6913/D7928	SM
% Total Fines	15.0		%	0.100	NA	1	-	03/25/21 11:33	12,D6913/D7928	SM

Project Name: EVERSOURCE-DURHAM ER
Project Number: Not Specified
Lab Number: L2114132
Report Date: 04/06/21

SAMPLE RESULTS

Lab ID: L2114132-03
Client ID: SED-2 (0-6)
Sample Location: DURHAM, CT
Sample Depth:
Matrix: Soil
Date Collected: 03/19/21 14:30
Date Received: 03/22/21
Field Prep: Not Specified

Parameter	Result	Qualifier	Units	RL	MDL	Dilution Factor	Date Prepared	Date Analyzed	Analytical Method	Analyst
Grain Size Analysis - Mansfield Lab										
Cobbles	ND		%	0.100	NA	1	-	03/25/21 11:33	12,D6913/D7928	SM
% Coarse Gravel	5.80		%	0.100	NA	1	-	03/25/21 11:33	12,D6913/D7928	SM
% Fine Gravel	26.6		%	0.100	NA	1	-	03/25/21 11:33	12,D6913/D7928	SM
% Total Gravel	32.4		%	0.100	NA	1	-	03/25/21 11:33	12,D6913/D7928	SM
% Coarse Sand	13.8		%	0.100	NA	1	-	03/25/21 11:33	12,D6913/D7928	SM
% Medium Sand	30.1		%	0.100	NA	1	-	03/25/21 11:33	12,D6913/D7928	SM
% Fine Sand	19.5		%	0.100	NA	1	-	03/25/21 11:33	12,D6913/D7928	SM
% Total Sand	63.4		%	0.100	NA	1	-	03/25/21 11:33	12,D6913/D7928	SM
% Total Fines	4.20		%	0.100	NA	1	-	03/25/21 11:33	12,D6913/D7928	SM

Project Name: EVERSOURCE-DURHAM ER
Project Number: Not Specified
Lab Number: L2114132
Report Date: 04/06/21

SAMPLE RESULTS

Lab ID: L2114132-04
Client ID: SED-3 (0-6)
Sample Location: DURHAM, CT
Sample Depth:
Matrix: Soil
Date Collected: 03/19/21 12:30
Date Received: 03/22/21
Field Prep: Not Specified

Parameter	Result	Qualifier	Units	RL	MDL	Dilution Factor	Date Prepared	Date Analyzed	Analytical Method	Analyst
Grain Size Analysis - Mansfield Lab										
Cobbles	ND		%	0.100	NA	1	-	03/25/21 11:34	12,D6913/D7928	SM
% Coarse Gravel	ND		%	0.100	NA	1	-	03/25/21 11:34	12,D6913/D7928	SM
% Fine Gravel	29.6		%	0.100	NA	1	-	03/25/21 11:34	12,D6913/D7928	SM
% Total Gravel	29.6		%	0.100	NA	1	-	03/25/21 11:34	12,D6913/D7928	SM
% Coarse Sand	15.3		%	0.100	NA	1	-	03/25/21 11:34	12,D6913/D7928	SM
% Medium Sand	26.8		%	0.100	NA	1	-	03/25/21 11:34	12,D6913/D7928	SM
% Fine Sand	19.0		%	0.100	NA	1	-	03/25/21 11:34	12,D6913/D7928	SM
% Total Sand	61.1		%	0.100	NA	1	-	03/25/21 11:34	12,D6913/D7928	SM
% Total Fines	9.30		%	0.100	NA	1	-	03/25/21 11:34	12,D6913/D7928	SM

Project Name: EVERSOURCE-DURHAM ER
Project Number: Not Specified
Lab Number: L2114132
Report Date: 04/06/21

SAMPLE RESULTS

Lab ID: L2114132-06
Client ID: SED-4 (0-6)
Sample Location: DURHAM, CT
Sample Depth:
Matrix: Soil
Date Collected: 03/19/21 08:45
Date Received: 03/22/21
Field Prep: Not Specified

Parameter	Result	Qualifier	Units	RL	MDL	Dilution Factor	Date Prepared	Date Analyzed	Analytical Method	Analyst
Grain Size Analysis - Mansfield Lab										
Cobbles	ND		%	0.100	NA	1	-	03/25/21 11:33	12,D6913/D7928	SM
% Coarse Gravel	4.90		%	0.100	NA	1	-	03/25/21 11:33	12,D6913/D7928	SM
% Fine Gravel	61.1		%	0.100	NA	1	-	03/25/21 11:33	12,D6913/D7928	SM
% Total Gravel	66.0		%	0.100	NA	1	-	03/25/21 11:33	12,D6913/D7928	SM
% Coarse Sand	13.0		%	0.100	NA	1	-	03/25/21 11:33	12,D6913/D7928	SM
% Medium Sand	10.8		%	0.100	NA	1	-	03/25/21 11:33	12,D6913/D7928	SM
% Fine Sand	7.00		%	0.100	NA	1	-	03/25/21 11:33	12,D6913/D7928	SM
% Total Sand	30.8		%	0.100	NA	1	-	03/25/21 11:33	12,D6913/D7928	SM
% Total Fines	3.20		%	0.100	NA	1	-	03/25/21 11:33	12,D6913/D7928	SM

Project Name: EVERSOURCE-DURHAM ER
Project Number: Not Specified
Lab Number: L2114132
Report Date: 04/06/21

SAMPLE RESULTS

Lab ID: L2114132-08
Client ID: SED-5 (0-6)
Sample Location: DURHAM, CT
Sample Depth:
Matrix: Soil
Date Collected: 03/17/21 18:00
Date Received: 03/22/21
Field Prep: Not Specified

Parameter	Result	Qualifier	Units	RL	MDL	Dilution Factor	Date Prepared	Date Analyzed	Analytical Method	Analyst
Grain Size Analysis - Mansfield Lab										
Cobbles	ND		%	0.100	NA	1	-	03/25/21 11:33	12,D6913/D7928	SM
% Coarse Gravel	ND		%	0.100	NA	1	-	03/25/21 11:33	12,D6913/D7928	SM
% Fine Gravel	37.5		%	0.100	NA	1	-	03/25/21 11:33	12,D6913/D7928	SM
% Total Gravel	37.5		%	0.100	NA	1	-	03/25/21 11:33	12,D6913/D7928	SM
% Coarse Sand	13.0		%	0.100	NA	1	-	03/25/21 11:33	12,D6913/D7928	SM
% Medium Sand	18.5		%	0.100	NA	1	-	03/25/21 11:33	12,D6913/D7928	SM
% Fine Sand	17.2		%	0.100	NA	1	-	03/25/21 11:33	12,D6913/D7928	SM
% Total Sand	48.7		%	0.100	NA	1	-	03/25/21 11:33	12,D6913/D7928	SM
% Total Fines	13.8		%	0.100	NA	1	-	03/25/21 11:33	12,D6913/D7928	SM

Project Name: EVERSOURCE-DURHAM ER
Project Number: Not Specified
Lab Number: L2114132
Report Date: 04/06/21

SAMPLE RESULTS

Lab ID: L2114132-09
Client ID: SED-6 (0-6)
Sample Location: DURHAM, CT
Sample Depth:
Matrix: Soil
Date Collected: 03/17/21 14:00
Date Received: 03/22/21
Field Prep: Not Specified

Parameter	Result	Qualifier	Units	RL	MDL	Dilution Factor	Date Prepared	Date Analyzed	Analytical Method	Analyst
Grain Size Analysis - Mansfield Lab										
Cobbles	ND		%	0.100	NA	1	-	03/25/21 11:33	12,D6913/D7928	SM
% Coarse Gravel	ND		%	0.100	NA	1	-	03/25/21 11:33	12,D6913/D7928	SM
% Fine Gravel	4.10		%	0.100	NA	1	-	03/25/21 11:33	12,D6913/D7928	SM
% Total Gravel	4.10		%	0.100	NA	1	-	03/25/21 11:33	12,D6913/D7928	SM
% Coarse Sand	18.7		%	0.100	NA	1	-	03/25/21 11:33	12,D6913/D7928	SM
% Medium Sand	42.9		%	0.100	NA	1	-	03/25/21 11:33	12,D6913/D7928	SM
% Fine Sand	21.3		%	0.100	NA	1	-	03/25/21 11:33	12,D6913/D7928	SM
% Total Sand	82.9		%	0.100	NA	1	-	03/25/21 11:33	12,D6913/D7928	SM
% Total Fines	13.0		%	0.100	NA	1	-	03/25/21 11:33	12,D6913/D7928	SM

Project Name: EVERSOURCE-DURHAM ER
Project Number: Not Specified
Lab Number: L2114132
Report Date: 04/06/21

SAMPLE RESULTS

Lab ID: L2114132-11
Client ID: SED-7 (0-6)
Sample Location: DURHAM, CT
Sample Depth:
Matrix: Soil
Date Collected: 03/17/21 14:10
Date Received: 03/22/21
Field Prep: Not Specified

Parameter	Result	Qualifier	Units	RL	MDL	Dilution Factor	Date Prepared	Date Analyzed	Analytical Method	Analyst
Grain Size Analysis - Mansfield Lab										
Cobbles	ND		%	0.100	NA	1	-	03/25/21 11:33	12,D6913/D7928	SM
% Coarse Gravel	ND		%	0.100	NA	1	-	03/25/21 11:33	12,D6913/D7928	SM
% Fine Gravel	5.00		%	0.100	NA	1	-	03/25/21 11:33	12,D6913/D7928	SM
% Total Gravel	5.00		%	0.100	NA	1	-	03/25/21 11:33	12,D6913/D7928	SM
% Coarse Sand	17.4		%	0.100	NA	1	-	03/25/21 11:33	12,D6913/D7928	SM
% Medium Sand	56.0		%	0.100	NA	1	-	03/25/21 11:33	12,D6913/D7928	SM
% Fine Sand	20.0		%	0.100	NA	1	-	03/25/21 11:33	12,D6913/D7928	SM
% Total Sand	93.4		%	0.100	NA	1	-	03/25/21 11:33	12,D6913/D7928	SM
% Total Fines	1.60		%	0.100	NA	1	-	03/25/21 11:33	12,D6913/D7928	SM

Serial_No:04062114:43

Project Name: EVERSOURCE-DURHAM ER
Project Number: Not Specified
Lab Number: L2114132
Report Date: 04/06/21

SAMPLE RESULTS

Lab ID: L2114132-13
Client ID: SED-8 (0-6)
Sample Location: DURHAM, CT
Sample Depth:
Matrix: Soil
Date Collected: 03/17/21 11:15
Date Received: 03/22/21
Field Prep: Not Specified

Parameter	Result	Qualifier	Units	RL	MDL	Dilution Factor	Date Prepared	Date Analyzed	Analytical Method	Analyst
Grain Size Analysis - Mansfield Lab										
Cobbles	ND		%	0.100	NA	1	-	03/25/21 11:33	12,D6913/D7928	SM
% Coarse Gravel	ND		%	0.100	NA	1	-	03/25/21 11:33	12,D6913/D7928	SM
% Fine Gravel	12.4		%	0.100	NA	1	-	03/25/21 11:33	12,D6913/D7928	SM
% Total Gravel	12.4		%	0.100	NA	1	-	03/25/21 11:33	12,D6913/D7928	SM
% Coarse Sand	19.0		%	0.100	NA	1	-	03/25/21 11:33	12,D6913/D7928	SM
% Medium Sand	40.0		%	0.100	NA	1	-	03/25/21 11:33	12,D6913/D7928	SM
% Fine Sand	18.3		%	0.100	NA	1	-	03/25/21 11:33	12,D6913/D7928	SM
% Total Sand	77.3		%	0.100	NA	1	-	03/25/21 11:33	12,D6913/D7928	SM
% Total Fines	10.3		%	0.100	NA	1	-	03/25/21 11:33	12,D6913/D7928	SM

Project Name: EVERSOURCE-DURHAM ER
Project Number: Not Specified
Lab Number: L2114132
Report Date: 04/06/21

SAMPLE RESULTS

Lab ID: L2114132-15
Client ID: SED-9 (0-6)
Sample Location: DURHAM, CT
Sample Depth:
Matrix: Soil
Date Collected: 03/17/21 12:05
Date Received: 03/22/21
Field Prep: Not Specified

Parameter	Result	Qualifier	Units	RL	MDL	Dilution Factor	Date Prepared	Date Analyzed	Analytical Method	Analyst
Grain Size Analysis - Mansfield Lab										
Cobbles	ND		%	0.100	NA	1	-	03/25/21 11:33	12,D6913/D7928	SM
% Coarse Gravel	ND		%	0.100	NA	1	-	03/25/21 11:33	12,D6913/D7928	SM
% Fine Gravel	10.0		%	0.100	NA	1	-	03/25/21 11:33	12,D6913/D7928	SM
% Total Gravel	10.0		%	0.100	NA	1	-	03/25/21 11:33	12,D6913/D7928	SM
% Coarse Sand	29.6		%	0.100	NA	1	-	03/25/21 11:33	12,D6913/D7928	SM
% Medium Sand	35.8		%	0.100	NA	1	-	03/25/21 11:33	12,D6913/D7928	SM
% Fine Sand	13.8		%	0.100	NA	1	-	03/25/21 11:33	12,D6913/D7928	SM
% Total Sand	79.2		%	0.100	NA	1	-	03/25/21 11:33	12,D6913/D7928	SM
% Total Fines	10.8		%	0.100	NA	1	-	03/25/21 11:33	12,D6913/D7928	SM

Project Name: EVERSOURCE-DURHAM ER
Project Number: Not Specified
Lab Number: L2114132
Report Date: 04/06/21

SAMPLE RESULTS

Lab ID: L2114132-17
Client ID: SED-10 (0-6)
Sample Location: DURHAM, CT
Sample Depth:
Matrix: Soil
Date Collected: 03/17/21 16:30
Date Received: 03/22/21
Field Prep: Not Specified

Parameter	Result	Qualifier	Units	RL	MDL	Dilution Factor	Date Prepared	Date Analyzed	Analytical Method	Analyst
Grain Size Analysis - Mansfield Lab										
Cobbles	ND		%	0.100	NA	1	-	03/25/21 11:33	12,D6913/D7928	SM
% Coarse Gravel	ND		%	0.100	NA	1	-	03/25/21 11:33	12,D6913/D7928	SM
% Fine Gravel	2.70		%	0.100	NA	1	-	03/25/21 11:33	12,D6913/D7928	SM
% Total Gravel	2.70		%	0.100	NA	1	-	03/25/21 11:33	12,D6913/D7928	SM
% Coarse Sand	12.3		%	0.100	NA	1	-	03/25/21 11:33	12,D6913/D7928	SM
% Medium Sand	49.9		%	0.100	NA	1	-	03/25/21 11:33	12,D6913/D7928	SM
% Fine Sand	25.3		%	0.100	NA	1	-	03/25/21 11:33	12,D6913/D7928	SM
% Total Sand	87.5		%	0.100	NA	1	-	03/25/21 11:33	12,D6913/D7928	SM
% Total Fines	9.80		%	0.100	NA	1	-	03/25/21 11:33	12,D6913/D7928	SM

Project Name: EVERSOURCE-DURHAM ER
Project Number: Not Specified
Lab Number: L2114132
Report Date: 04/06/21

SAMPLE RESULTS

Lab ID: L2114132-19
Client ID: SED-11 (0-6)
Sample Location: DURHAM, CT
Sample Depth:
Matrix: Soil
Date Collected: 03/17/21 16:40
Date Received: 03/22/21
Field Prep: Not Specified

Parameter	Result	Qualifier	Units	RL	MDL	Dilution Factor	Date Prepared	Date Analyzed	Analytical Method	Analyst
Grain Size Analysis - Mansfield Lab										
Cobbles	ND		%	0.100	NA	1	-	03/25/21 11:33	12,D6913/D7928	SM
% Coarse Gravel	ND		%	0.100	NA	1	-	03/25/21 11:33	12,D6913/D7928	SM
% Fine Gravel	9.40		%	0.100	NA	1	-	03/25/21 11:33	12,D6913/D7928	SM
% Total Gravel	9.40		%	0.100	NA	1	-	03/25/21 11:33	12,D6913/D7928	SM
% Coarse Sand	25.7		%	0.100	NA	1	-	03/25/21 11:33	12,D6913/D7928	SM
% Medium Sand	45.2		%	0.100	NA	1	-	03/25/21 11:33	12,D6913/D7928	SM
% Fine Sand	15.7		%	0.100	NA	1	-	03/25/21 11:33	12,D6913/D7928	SM
% Total Sand	86.6		%	0.100	NA	1	-	03/25/21 11:33	12,D6913/D7928	SM
% Total Fines	4.00		%	0.100	NA	1	-	03/25/21 11:33	12,D6913/D7928	SM

Project Name: EVERSOURCE-DURHAM ER
Project Number: Not Specified
Lab Number: L2114132
Report Date: 04/06/21

SAMPLE RESULTS

Lab ID: L2114132-21
Client ID: REOCCUPY T4E (6-12)
Sample Location: DURHAM, CT
Sample Depth:
Matrix: Soil
Date Collected: 03/19/21 15:10
Date Received: 03/22/21
Field Prep: Not Specified

Parameter	Result	Qualifier	Units	RL	MDL	Dilution Factor	Date Prepared	Date Analyzed	Analytical Method	Analyst
Grain Size Analysis - Mansfield Lab										
Cobbles	ND		%	0.100	NA	1	-	03/25/21 11:33	12,D6913/D7928	SM
% Coarse Gravel	ND		%	0.100	NA	1	-	03/25/21 11:33	12,D6913/D7928	SM
% Fine Gravel	14.4		%	0.100	NA	1	-	03/25/21 11:33	12,D6913/D7928	SM
% Total Gravel	14.4		%	0.100	NA	1	-	03/25/21 11:33	12,D6913/D7928	SM
% Coarse Sand	7.30		%	0.100	NA	1	-	03/25/21 11:33	12,D6913/D7928	SM
% Medium Sand	21.1		%	0.100	NA	1	-	03/25/21 11:33	12,D6913/D7928	SM
% Fine Sand	32.9		%	0.100	NA	1	-	03/25/21 11:33	12,D6913/D7928	SM
% Total Sand	61.3		%	0.100	NA	1	-	03/25/21 11:33	12,D6913/D7928	SM
% Total Fines	24.3		%	0.100	NA	1	-	03/25/21 11:33	12,D6913/D7928	SM

Project Name: EVERSOURCE-DURHAM ER
Project Number: Not Specified
Lab Number: L2114132
Report Date: 04/06/21

SAMPLE RESULTS

Lab ID: L2114132-22
Client ID: T4-1E (0-6)
Sample Location: DURHAM, CT
Sample Depth:
Matrix: Soil
Date Collected: 03/19/21 14:40
Date Received: 03/22/21
Field Prep: Not Specified

Parameter	Result	Qualifier	Units	RL	MDL	Dilution Factor	Date Prepared	Date Analyzed	Analytical Method	Analyst
Grain Size Analysis - Mansfield Lab										
Cobbles	ND		%	0.100	NA	1	-	03/25/21 11:33	12,D6913/D7928	SM
% Coarse Gravel	ND		%	0.100	NA	1	-	03/25/21 11:33	12,D6913/D7928	SM
% Fine Gravel	36.6		%	0.100	NA	1	-	03/25/21 11:33	12,D6913/D7928	SM
% Total Gravel	36.6		%	0.100	NA	1	-	03/25/21 11:33	12,D6913/D7928	SM
% Coarse Sand	10.8		%	0.100	NA	1	-	03/25/21 11:33	12,D6913/D7928	SM
% Medium Sand	23.7		%	0.100	NA	1	-	03/25/21 11:33	12,D6913/D7928	SM
% Fine Sand	22.4		%	0.100	NA	1	-	03/25/21 11:33	12,D6913/D7928	SM
% Total Sand	56.9		%	0.100	NA	1	-	03/25/21 11:33	12,D6913/D7928	SM
% Total Fines	6.50		%	0.100	NA	1	-	03/25/21 11:33	12,D6913/D7928	SM

Serial_No:04062114:43

Project Name: EVERSOURCE-DURHAM ER
Project Number: Not Specified
Lab Number: L2114132
Report Date: 04/06/21

SAMPLE RESULTS

Lab ID: L2114132-23
Client ID: T4-1C (0-6)
Sample Location: DURHAM, CT
Sample Depth:
Matrix: Soil
Date Collected: 03/19/21 14:50
Date Received: 03/22/21
Field Prep: Not Specified

Parameter	Result	Qualifier	Units	RL	MDL	Dilution Factor	Date Prepared	Date Analyzed	Analytical Method	Analyst
Grain Size Analysis - Mansfield Lab										
Cobbles	ND		%	0.100	NA	1	-	03/25/21 11:33	12,D6913/D7928	SM
% Coarse Gravel	11.1		%	0.100	NA	1	-	03/25/21 11:33	12,D6913/D7928	SM
% Fine Gravel	14.4		%	0.100	NA	1	-	03/25/21 11:33	12,D6913/D7928	SM
% Total Gravel	25.5		%	0.100	NA	1	-	03/25/21 11:33	12,D6913/D7928	SM
% Coarse Sand	10.1		%	0.100	NA	1	-	03/25/21 11:33	12,D6913/D7928	SM
% Medium Sand	27.2		%	0.100	NA	1	-	03/25/21 11:33	12,D6913/D7928	SM
% Fine Sand	26.4		%	0.100	NA	1	-	03/25/21 11:33	12,D6913/D7928	SM
% Total Sand	63.7		%	0.100	NA	1	-	03/25/21 11:33	12,D6913/D7928	SM
% Total Fines	10.8		%	0.100	NA	1	-	03/25/21 11:33	12,D6913/D7928	SM

Serial_No:04062114:43

Project Name: EVERSOURCE-DURHAM ER
Project Number: Not Specified
Lab Number: L2114132
Report Date: 04/06/21

SAMPLE RESULTS

Lab ID: L2114132-25
Client ID: T4-1W (0-6)
Sample Location: DURHAM, CT
Sample Depth:
Matrix: Soil

Date Collected: 03/19/21 15:00
Date Received: 03/22/21
Field Prep: Not Specified

Parameter	Result	Qualifier	Units	RL	MDL	Dilution Factor	Date Prepared	Date Analyzed	Analytical Method	Analyst
Grain Size Analysis - Mansfield Lab										
Cobbles	ND		%	0.100	NA	1	-	03/25/21 11:33	12,D6913/D7928	SM
% Coarse Gravel	ND		%	0.100	NA	1	-	03/25/21 11:33	12,D6913/D7928	SM
% Fine Gravel	21.8		%	0.100	NA	1	-	03/25/21 11:33	12,D6913/D7928	SM
% Total Gravel	21.8		%	0.100	NA	1	-	03/25/21 11:33	12,D6913/D7928	SM
% Coarse Sand	4.70		%	0.100	NA	1	-	03/25/21 11:33	12,D6913/D7928	SM
% Medium Sand	19.4		%	0.100	NA	1	-	03/25/21 11:33	12,D6913/D7928	SM
% Fine Sand	34.5		%	0.100	NA	1	-	03/25/21 11:33	12,D6913/D7928	SM
% Total Sand	58.6		%	0.100	NA	1	-	03/25/21 11:33	12,D6913/D7928	SM
% Total Fines	19.6		%	0.100	NA	1	-	03/25/21 11:33	12,D6913/D7928	SM

Serial_No:04062114:43

Project Name: EVERSOURCE-DURHAM ER
Project Number: Not Specified
Lab Number: L2114132
Report Date: 04/06/21

SAMPLE RESULTS

Lab ID: L2114132-27
Client ID: T4-2E (0-6)
Sample Location: DURHAM, CT
Sample Depth:
Matrix: Soil

Date Collected: 03/19/21 13:30
Date Received: 03/22/21
Field Prep: Not Specified

Parameter	Result	Qualifier	Units	RL	MDL	Dilution Factor	Date Prepared	Date Analyzed	Analytical Method	Analyst
Grain Size Analysis - Mansfield Lab										
Cobbles	ND		%	0.100	NA	1	-	03/25/21 11:33	12,D6913/D7928	SM
% Coarse Gravel	ND		%	0.100	NA	1	-	03/25/21 11:33	12,D6913/D7928	SM
% Fine Gravel	24.4		%	0.100	NA	1	-	03/25/21 11:33	12,D6913/D7928	SM
% Total Gravel	24.4		%	0.100	NA	1	-	03/25/21 11:33	12,D6913/D7928	SM
% Coarse Sand	11.0		%	0.100	NA	1	-	03/25/21 11:33	12,D6913/D7928	SM
% Medium Sand	30.2		%	0.100	NA	1	-	03/25/21 11:33	12,D6913/D7928	SM
% Fine Sand	26.7		%	0.100	NA	1	-	03/25/21 11:33	12,D6913/D7928	SM
% Total Sand	67.9		%	0.100	NA	1	-	03/25/21 11:33	12,D6913/D7928	SM
% Total Fines	7.70		%	0.100	NA	1	-	03/25/21 11:33	12,D6913/D7928	SM

Serial_No:04062114:43

Project Name: EVERSOURCE-DURHAM ER
Project Number: Not Specified
Lab Number: L2114132
Report Date: 04/06/21

SAMPLE RESULTS

Lab ID: L2114132-29
Client ID: T4-2C (0-6)
Sample Location: DURHAM, CT
Sample Depth:
Matrix: Soil

Date Collected: 03/19/21 13:20
Date Received: 03/22/21
Field Prep: Not Specified

Parameter	Result	Qualifier	Units	RL	MDL	Dilution Factor	Date Prepared	Date Analyzed	Analytical Method	Analyst
Grain Size Analysis - Mansfield Lab										
Cobbles	ND		%	0.100	NA	1	-	03/25/21 11:33	12,D6913/D7928	SM
% Coarse Gravel	4.80		%	0.100	NA	1	-	03/25/21 11:33	12,D6913/D7928	SM
% Fine Gravel	42.5		%	0.100	NA	1	-	03/25/21 11:33	12,D6913/D7928	SM
% Total Gravel	47.3		%	0.100	NA	1	-	03/25/21 11:33	12,D6913/D7928	SM
% Coarse Sand	18.7		%	0.100	NA	1	-	03/25/21 11:33	12,D6913/D7928	SM
% Medium Sand	23.9		%	0.100	NA	1	-	03/25/21 11:33	12,D6913/D7928	SM
% Fine Sand	7.90		%	0.100	NA	1	-	03/25/21 11:33	12,D6913/D7928	SM
% Total Sand	50.5		%	0.100	NA	1	-	03/25/21 11:33	12,D6913/D7928	SM
% Total Fines	2.20		%	0.100	NA	1	-	03/25/21 11:33	12,D6913/D7928	SM

Project Name: EVERSOURCE-DURHAM ER
Project Number: Not Specified
Lab Number: L2114132
Report Date: 04/06/21

SAMPLE RESULTS

Lab ID: L2114132-30
Client ID: T4-2W (0-6)
Sample Location: DURHAM, CT
Sample Depth:
Matrix: Soil
Date Collected: 03/19/21 13:10
Date Received: 03/22/21
Field Prep: Not Specified

Parameter	Result	Qualifier	Units	RL	MDL	Dilution Factor	Date Prepared	Date Analyzed	Analytical Method	Analyst
Grain Size Analysis - Mansfield Lab										
Cobbles	ND		%	0.100	NA	1	-	03/25/21 11:33	12,D6913/D7928	SM
% Coarse Gravel	ND		%	0.100	NA	1	-	03/25/21 11:33	12,D6913/D7928	SM
% Fine Gravel	21.8		%	0.100	NA	1	-	03/25/21 11:33	12,D6913/D7928	SM
% Total Gravel	21.8		%	0.100	NA	1	-	03/25/21 11:33	12,D6913/D7928	SM
% Coarse Sand	13.9		%	0.100	NA	1	-	03/25/21 11:33	12,D6913/D7928	SM
% Medium Sand	33.9		%	0.100	NA	1	-	03/25/21 11:33	12,D6913/D7928	SM
% Fine Sand	25.8		%	0.100	NA	1	-	03/25/21 11:33	12,D6913/D7928	SM
% Total Sand	73.6		%	0.100	NA	1	-	03/25/21 11:33	12,D6913/D7928	SM
% Total Fines	4.60		%	0.100	NA	1	-	03/25/21 11:33	12,D6913/D7928	SM

Project Name: EVERSOURCE-DURHAM ER
Project Number: Not Specified
Lab Number: L2114132
Report Date: 04/06/21

SAMPLE RESULTS

Lab ID: L2114132-32
Client ID: T5-1E (0-6)
Sample Location: DURHAM, CT
Sample Depth:
Matrix: Soil
Date Collected: 03/19/21 10:50
Date Received: 03/22/21
Field Prep: Not Specified

Parameter	Result	Qualifier	Units	RL	MDL	Dilution Factor	Date Prepared	Date Analyzed	Analytical Method	Analyst
Grain Size Analysis - Mansfield Lab										
Cobbles	ND		%	0.100	NA	1	-	03/25/21 11:33	12,D6913/D7928	SM
% Coarse Gravel	ND		%	0.100	NA	1	-	03/25/21 11:33	12,D6913/D7928	SM
% Fine Gravel	28.1		%	0.100	NA	1	-	03/25/21 11:33	12,D6913/D7928	SM
% Total Gravel	28.1		%	0.100	NA	1	-	03/25/21 11:33	12,D6913/D7928	SM
% Coarse Sand	12.6		%	0.100	NA	1	-	03/25/21 11:33	12,D6913/D7928	SM
% Medium Sand	37.7		%	0.100	NA	1	-	03/25/21 11:33	12,D6913/D7928	SM
% Fine Sand	17.2		%	0.100	NA	1	-	03/25/21 11:33	12,D6913/D7928	SM
% Total Sand	67.5		%	0.100	NA	1	-	03/25/21 11:33	12,D6913/D7928	SM
% Total Fines	4.40		%	0.100	NA	1	-	03/25/21 11:33	12,D6913/D7928	SM

Project Name: EVERSOURCE-DURHAM ER
Project Number: Not Specified
Lab Number: L2114132
Report Date: 04/06/21

SAMPLE RESULTS

Lab ID: L2114132-34
Client ID: T5-1C (0-6)
Sample Location: DURHAM, CT
Sample Depth:
Matrix: Soil
Date Collected: 03/19/21 11:00
Date Received: 03/22/21
Field Prep: Not Specified

Parameter	Result	Qualifier	Units	RL	MDL	Dilution Factor	Date Prepared	Date Analyzed	Analytical Method	Analyst
Grain Size Analysis - Mansfield Lab										
Cobbles	ND		%	0.100	NA	1	-	03/25/21 11:33	12,D6913/D7928	SM
% Coarse Gravel	ND		%	0.100	NA	1	-	03/25/21 11:33	12,D6913/D7928	SM
% Fine Gravel	34.1		%	0.100	NA	1	-	03/25/21 11:33	12,D6913/D7928	SM
% Total Gravel	34.1		%	0.100	NA	1	-	03/25/21 11:33	12,D6913/D7928	SM
% Coarse Sand	11.6		%	0.100	NA	1	-	03/25/21 11:33	12,D6913/D7928	SM
% Medium Sand	32.5		%	0.100	NA	1	-	03/25/21 11:33	12,D6913/D7928	SM
% Fine Sand	17.8		%	0.100	NA	1	-	03/25/21 11:33	12,D6913/D7928	SM
% Total Sand	61.9		%	0.100	NA	1	-	03/25/21 11:33	12,D6913/D7928	SM
% Total Fines	4.00		%	0.100	NA	1	-	03/25/21 11:33	12,D6913/D7928	SM

Project Name: EVERSOURCE-DURHAM ER
Project Number: Not Specified
Lab Number: L2114132
Report Date: 04/06/21

SAMPLE RESULTS

Lab ID: L2114132-35
Client ID: T5-1W (0-6)
Sample Location: DURHAM, CT
Sample Depth:
Matrix: Soil
Date Collected: 03/19/21 11:10
Date Received: 03/22/21
Field Prep: Not Specified

Parameter	Result	Qualifier	Units	RL	MDL	Dilution Factor	Date Prepared	Date Analyzed	Analytical Method	Analyst
Grain Size Analysis - Mansfield Lab										
Cobbles	ND		%	0.100	NA	1	-	03/25/21 11:34	12,D6913/D7928	SM
% Coarse Gravel	ND		%	0.100	NA	1	-	03/25/21 11:34	12,D6913/D7928	SM
% Fine Gravel	11.1		%	0.100	NA	1	-	03/25/21 11:34	12,D6913/D7928	SM
% Total Gravel	11.1		%	0.100	NA	1	-	03/25/21 11:34	12,D6913/D7928	SM
% Coarse Sand	3.60		%	0.100	NA	1	-	03/25/21 11:34	12,D6913/D7928	SM
% Medium Sand	30.9		%	0.100	NA	1	-	03/25/21 11:34	12,D6913/D7928	SM
% Fine Sand	41.9		%	0.100	NA	1	-	03/25/21 11:34	12,D6913/D7928	SM
% Total Sand	76.4		%	0.100	NA	1	-	03/25/21 11:34	12,D6913/D7928	SM
% Total Fines	12.5		%	0.100	NA	1	-	03/25/21 11:34	12,D6913/D7928	SM

Project Name: EVERSOURCE-DURHAM ER
Project Number: Not Specified
Lab Number: L2114132
Report Date: 04/06/21

SAMPLE RESULTS

Lab ID: L2114132-37
Client ID: T5-2E (0-6)
Sample Location: DURHAM, CT
Sample Depth:
Matrix: Soil
Date Collected: 03/19/21 10:00
Date Received: 03/22/21
Field Prep: Not Specified

Parameter	Result	Qualifier	Units	RL	MDL	Dilution Factor	Date Prepared	Date Analyzed	Analytical Method	Analyst
Grain Size Analysis - Mansfield Lab										
Cobbles	ND		%	0.100	NA	1	-	03/25/21 11:34	12,D6913/D7928	SM
% Coarse Gravel	7.60		%	0.100	NA	1	-	03/25/21 11:34	12,D6913/D7928	SM
% Fine Gravel	37.2		%	0.100	NA	1	-	03/25/21 11:34	12,D6913/D7928	SM
% Total Gravel	44.8		%	0.100	NA	1	-	03/25/21 11:34	12,D6913/D7928	SM
% Coarse Sand	15.9		%	0.100	NA	1	-	03/25/21 11:34	12,D6913/D7928	SM
% Medium Sand	21.3		%	0.100	NA	1	-	03/25/21 11:34	12,D6913/D7928	SM
% Fine Sand	14.2		%	0.100	NA	1	-	03/25/21 11:34	12,D6913/D7928	SM
% Total Sand	51.4		%	0.100	NA	1	-	03/25/21 11:34	12,D6913/D7928	SM
% Total Fines	3.80		%	0.100	NA	1	-	03/25/21 11:34	12,D6913/D7928	SM

Project Name: EVERSOURCE-DURHAM ER
Project Number: Not Specified
Lab Number: L2114132
Report Date: 04/06/21

SAMPLE RESULTS

Lab ID: L2114132-38
Client ID: T5-2C (0-6)
Sample Location: DURHAM, CT
Sample Depth:
Matrix: Soil
Date Collected: 03/19/21 09:50
Date Received: 03/22/21
Field Prep: Not Specified

Parameter	Result	Qualifier	Units	RL	MDL	Dilution Factor	Date Prepared	Date Analyzed	Analytical Method	Analyst
Grain Size Analysis - Mansfield Lab										
Cobbles	ND		%	0.100	NA	1	-	03/25/21 11:34	12,D6913/D7928	SM
% Coarse Gravel	ND		%	0.100	NA	1	-	03/25/21 11:34	12,D6913/D7928	SM
% Fine Gravel	31.8		%	0.100	NA	1	-	03/25/21 11:34	12,D6913/D7928	SM
% Total Gravel	31.8		%	0.100	NA	1	-	03/25/21 11:34	12,D6913/D7928	SM
% Coarse Sand	20.0		%	0.100	NA	1	-	03/25/21 11:34	12,D6913/D7928	SM
% Medium Sand	32.6		%	0.100	NA	1	-	03/25/21 11:34	12,D6913/D7928	SM
% Fine Sand	12.4		%	0.100	NA	1	-	03/25/21 11:34	12,D6913/D7928	SM
% Total Sand	65.0		%	0.100	NA	1	-	03/25/21 11:34	12,D6913/D7928	SM
% Total Fines	3.20		%	0.100	NA	1	-	03/25/21 11:34	12,D6913/D7928	SM

Serial_No:04062114:43

Project Name: EVERSOURCE-DURHAM ER
Project Number: Not Specified
Lab Number: L2114132
Report Date: 04/06/21

SAMPLE RESULTS

Lab ID: L2114132-39
Client ID: T5-2W (0-6)
Sample Location: DURHAM, CT
Sample Depth:
Matrix: Soil
Date Collected: 03/19/21 09:55
Date Received: 03/22/21
Field Prep: Not Specified

Parameter	Result	Qualifier	Units	RL	MDL	Dilution Factor	Date Prepared	Date Analyzed	Analytical Method	Analyst
Grain Size Analysis - Mansfield Lab										
Cobbles	ND		%	0.100	NA	1	-	03/25/21 11:34	12,D6913/D7928	SM
% Coarse Gravel	ND		%	0.100	NA	1	-	03/25/21 11:34	12,D6913/D7928	SM
% Fine Gravel	28.1		%	0.100	NA	1	-	03/25/21 11:34	12,D6913/D7928	SM
% Total Gravel	28.1		%	0.100	NA	1	-	03/25/21 11:34	12,D6913/D7928	SM
% Coarse Sand	15.5		%	0.100	NA	1	-	03/25/21 11:34	12,D6913/D7928	SM
% Medium Sand	32.6		%	0.100	NA	1	-	03/25/21 11:34	12,D6913/D7928	SM
% Fine Sand	19.4		%	0.100	NA	1	-	03/25/21 11:34	12,D6913/D7928	SM
% Total Sand	67.5		%	0.100	NA	1	-	03/25/21 11:34	12,D6913/D7928	SM
% Total Fines	4.40		%	0.100	NA	1	-	03/25/21 11:34	12,D6913/D7928	SM

Serial_No:04062114:43

Project Name: EVERSOURCE-DURHAM ER
Project Number: Not Specified
Lab Number: L2114132
Report Date: 04/06/21

SAMPLE RESULTS

Lab ID: L2114132-41
Client ID: T6-1E (0-6)
Sample Location: DURHAM, CT
Sample Depth:
Matrix: Soil
Date Collected: 03/19/21 09:30
Date Received: 03/22/21
Field Prep: Not Specified

Parameter	Result	Qualifier	Units	RL	MDL	Dilution Factor	Date Prepared	Date Analyzed	Analytical Method	Analyst
Grain Size Analysis - Mansfield Lab										
Cobbles	ND		%	0.100	NA	1	-	03/25/21 11:34	12,D6913/D7928	SM
% Coarse Gravel	6.20		%	0.100	NA	1	-	03/25/21 11:34	12,D6913/D7928	SM
% Fine Gravel	43.4		%	0.100	NA	1	-	03/25/21 11:34	12,D6913/D7928	SM
% Total Gravel	49.6		%	0.100	NA	1	-	03/25/21 11:34	12,D6913/D7928	SM
% Coarse Sand	14.1		%	0.100	NA	1	-	03/25/21 11:34	12,D6913/D7928	SM
% Medium Sand	22.4		%	0.100	NA	1	-	03/25/21 11:34	12,D6913/D7928	SM
% Fine Sand	11.6		%	0.100	NA	1	-	03/25/21 11:34	12,D6913/D7928	SM
% Total Sand	48.1		%	0.100	NA	1	-	03/25/21 11:34	12,D6913/D7928	SM
% Total Fines	2.30		%	0.100	NA	1	-	03/25/21 11:34	12,D6913/D7928	SM

Project Name: EVERSOURCE-DURHAM ER
Project Number: Not Specified
Lab Number: L2114132
Report Date: 04/06/21

SAMPLE RESULTS

Lab ID: L2114132-42
Client ID: T6-1C (0-6)
Sample Location: DURHAM, CT
Sample Depth:
Matrix: Soil
Date Collected: 03/19/21 09:20
Date Received: 03/22/21
Field Prep: Not Specified

Parameter	Result	Qualifier	Units	RL	MDL	Dilution Factor	Date Prepared	Date Analyzed	Analytical Method	Analyst
Grain Size Analysis - Mansfield Lab										
Cobbles	ND		%	0.100	NA	1	-	03/25/21 11:34	12,D6913/D7928	SM
% Coarse Gravel	ND		%	0.100	NA	1	-	03/25/21 11:34	12,D6913/D7928	SM
% Fine Gravel	39.3		%	0.100	NA	1	-	03/25/21 11:34	12,D6913/D7928	SM
% Total Gravel	39.3		%	0.100	NA	1	-	03/25/21 11:34	12,D6913/D7928	SM
% Coarse Sand	18.7		%	0.100	NA	1	-	03/25/21 11:34	12,D6913/D7928	SM
% Medium Sand	31.2		%	0.100	NA	1	-	03/25/21 11:34	12,D6913/D7928	SM
% Fine Sand	8.90		%	0.100	NA	1	-	03/25/21 11:34	12,D6913/D7928	SM
% Total Sand	58.8		%	0.100	NA	1	-	03/25/21 11:34	12,D6913/D7928	SM
% Total Fines	1.90		%	0.100	NA	1	-	03/25/21 11:34	12,D6913/D7928	SM

Project Name: EVERSOURCE-DURHAM ER
Project Number: Not Specified
Lab Number: L2114132
Report Date: 04/06/21

SAMPLE RESULTS

Lab ID: L2114132-44
Client ID: T6-1W (0-6)
Sample Location: DURHAM, CT
Sample Depth:
Matrix: Soil
Date Collected: 03/19/21 09:10
Date Received: 03/22/21
Field Prep: Not Specified

Parameter	Result	Qualifier	Units	RL	MDL	Dilution Factor	Date Prepared	Date Analyzed	Analytical Method	Analyst
Grain Size Analysis - Mansfield Lab										
Cobbles	ND		%	0.100	NA	1	-	03/25/21 11:34	12,D6913/D7928	SM
% Coarse Gravel	ND		%	0.100	NA	1	-	03/25/21 11:34	12,D6913/D7928	SM
% Fine Gravel	38.5		%	0.100	NA	1	-	03/25/21 11:34	12,D6913/D7928	SM
% Total Gravel	38.5		%	0.100	NA	1	-	03/25/21 11:34	12,D6913/D7928	SM
% Coarse Sand	20.0		%	0.100	NA	1	-	03/25/21 11:34	12,D6913/D7928	SM
% Medium Sand	20.6		%	0.100	NA	1	-	03/25/21 11:34	12,D6913/D7928	SM
% Fine Sand	16.5		%	0.100	NA	1	-	03/25/21 11:34	12,D6913/D7928	SM
% Total Sand	57.1		%	0.100	NA	1	-	03/25/21 11:34	12,D6913/D7928	SM
% Total Fines	4.40		%	0.100	NA	1	-	03/25/21 11:34	12,D6913/D7928	SM

Project Name: EVERSOURCE-DURHAM ER
Project Number: Not Specified
Lab Number: L2114132
Report Date: 04/06/21

SAMPLE RESULTS

Lab ID: L2114132-45
Client ID: T7-1E (0-6)
Sample Location: DURHAM, CT
Sample Depth:
Matrix: Soil
Date Collected: 03/17/21 18:45
Date Received: 03/22/21
Field Prep: Not Specified

Parameter	Result	Qualifier	Units	RL	MDL	Dilution Factor	Date Prepared	Date Analyzed	Analytical Method	Analyst
Grain Size Analysis - Mansfield Lab										
Cobbles	ND		%	0.100	NA	1	-	03/25/21 11:34	12,D6913/D7928	SM
% Coarse Gravel	ND		%	0.100	NA	1	-	03/25/21 11:34	12,D6913/D7928	SM
% Fine Gravel	24.5		%	0.100	NA	1	-	03/25/21 11:34	12,D6913/D7928	SM
% Total Gravel	24.5		%	0.100	NA	1	-	03/25/21 11:34	12,D6913/D7928	SM
% Coarse Sand	17.1		%	0.100	NA	1	-	03/25/21 11:34	12,D6913/D7928	SM
% Medium Sand	22.1		%	0.100	NA	1	-	03/25/21 11:34	12,D6913/D7928	SM
% Fine Sand	24.9		%	0.100	NA	1	-	03/25/21 11:34	12,D6913/D7928	SM
% Total Sand	64.1		%	0.100	NA	1	-	03/25/21 11:34	12,D6913/D7928	SM
% Total Fines	11.4		%	0.100	NA	1	-	03/25/21 11:34	12,D6913/D7928	SM

Serial_No:04062114:43

Project Name: EVERSOURCE-DURHAM ER
Project Number: Not Specified
Lab Number: L2114132
Report Date: 04/06/21

SAMPLE RESULTS

Lab ID: L2114132-47
Client ID: T7-1C (0-6)
Sample Location: DURHAM, CT
Sample Depth:
Matrix: Soil

Date Collected: 03/17/21 18:30
Date Received: 03/22/21
Field Prep: Not Specified

Parameter	Result	Qualifier	Units	RL	MDL	Dilution Factor	Date Prepared	Date Analyzed	Analytical Method	Analyst
Grain Size Analysis - Mansfield Lab										
Cobbles	ND		%	0.100	NA	1	-	03/25/21 11:34	12,D6913/D7928	SM
% Coarse Gravel	ND		%	0.100	NA	1	-	03/25/21 11:34	12,D6913/D7928	SM
% Fine Gravel	38.2		%	0.100	NA	1	-	03/25/21 11:34	12,D6913/D7928	SM
% Total Gravel	38.2		%	0.100	NA	1	-	03/25/21 11:34	12,D6913/D7928	SM
% Coarse Sand	18.9		%	0.100	NA	1	-	03/25/21 11:34	12,D6913/D7928	SM
% Medium Sand	24.5		%	0.100	NA	1	-	03/25/21 11:34	12,D6913/D7928	SM
% Fine Sand	16.5		%	0.100	NA	1	-	03/25/21 11:34	12,D6913/D7928	SM
% Total Sand	59.9		%	0.100	NA	1	-	03/25/21 11:34	12,D6913/D7928	SM
% Total Fines	1.90		%	0.100	NA	1	-	03/25/21 11:34	12,D6913/D7928	SM

Project Name: EVERSOURCE-DURHAM ER
Project Number: Not Specified
Lab Number: L2114132
Report Date: 04/06/21

SAMPLE RESULTS

Lab ID: L2114132-49
Client ID: T7-1W (0-6)
Sample Location: DURHAM, CT
Sample Depth:
Matrix: Soil
Date Collected: 03/17/21 18:20
Date Received: 03/22/21
Field Prep: Not Specified

Parameter	Result	Qualifier	Units	RL	MDL	Dilution Factor	Date Prepared	Date Analyzed	Analytical Method	Analyst
Grain Size Analysis - Mansfield Lab										
Cobbles	ND		%	0.100	NA	1	-	03/25/21 11:34	12,D6913/D7928	SM
% Coarse Gravel	ND		%	0.100	NA	1	-	03/25/21 11:34	12,D6913/D7928	SM
% Fine Gravel	13.7		%	0.100	NA	1	-	03/25/21 11:34	12,D6913/D7928	SM
% Total Gravel	13.7		%	0.100	NA	1	-	03/25/21 11:34	12,D6913/D7928	SM
% Coarse Sand	14.1		%	0.100	NA	1	-	03/25/21 11:34	12,D6913/D7928	SM
% Medium Sand	27.4		%	0.100	NA	1	-	03/25/21 11:34	12,D6913/D7928	SM
% Fine Sand	29.7		%	0.100	NA	1	-	03/25/21 11:34	12,D6913/D7928	SM
% Total Sand	71.2		%	0.100	NA	1	-	03/25/21 11:34	12,D6913/D7928	SM
% Total Fines	15.1		%	0.100	NA	1	-	03/25/21 11:34	12,D6913/D7928	SM

Lab Duplicate Analysis

Batch Quality Control

Project Name: EVERSOURCE-DURHAM ER
Project Number: Not Specified

Lab Number: L2114132
Report Date: 04/06/21

Parameter	Native Sample	Duplicate Sample	Units	RPD	Qual	RPD Limits
Grain Size Analysis - Mansfield Lab Associated sample(s): 01,03,06,08-09,11,13,15,17,19,21-23,25,27,29-30,32,34 QC Batch ID: WG1478719-1 QC Sample: L2114132-03 Client ID: SED-2 (0-6)						
Cobbles	ND	ND	%	NC		20
% Coarse Gravel	5.80	ND	%	NC		20
% Fine Gravel	26.6	43.8	%	**49**	Q	20
% Total Gravel	32.4	43.8	%	**30**	Q	20
% Coarse Sand	13.8	11.9	%	15		20
% Medium Sand	30.1	25.6	%	16		20
% Fine Sand	19.5	15.2	%	**25**	Q	20
% Total Sand	63.4	52.7	%	18		20
% Total Fines	4.20	3.50	%	18		20

Lab Duplicate Analysis

Batch Quality Control

Project Name: EVERSOURCE-DURHAM ER
Project Number: Not Specified

Lab Number: L2114132
Report Date: 04/06/21

Parameter	Native Sample	Duplicate Sample	Units	RPD		RPD Limits
Grain Size Analysis - Mansfield Lab Associated sample(s): 04,35,37-39,41-42,44-45,47,49 QC Batch ID: WG1478721-1 QC Sample: L2114132-04 Client ID: SED-3 (0-6)						
Cobbles	ND	ND	%	NC		20
% Coarse Gravel	ND	ND	%	NC		20
% Fine Gravel	29.6	30.1	%	2		20
% Total Gravel	29.6	30.1	%	2		20
% Coarse Sand	15.3	12.6	%	19		20
% Medium Sand	26.8	25.1	%	7		20
% Fine Sand	19.0	20.2	%	6		20
% Total Sand	61.1	57.9	%	5		20
% Total Fines	9.30	12.0	%	**25**	Q	20

Serial_No:04062114:43

Project Name: EVERSOURCE-DURHAM ER
Project Number: Not Specified

Lab Number: L2114132
Report Date: 04/06/21

Sample Receipt and Container Information

Were project specific reporting limits specified? YES

Cooler Information

Cooler	***Custody Seal***
A	Absent

Container Information

Container ID	***Container Type***	***Cooler***	***Initial pH***	***Final pH***	***Temp deg C***	***Pres***	***Seal***	***Frozen Date/Time***	***Analysis(*)***
L2114132-01A	Bag	A	NA		22.1	Y	Absent		A2-HYDRO-TFINE(),A2-HYDRO-FSAND(),A2-HYDRO-CGRAVEL(),A2-HYDRO-MSAND(),A2-HYDRO-TGRAVEL(),A2-HYDRO-CSAND(),A2-HYDRO-TSAND(),A2-HYDRO-COBBLES(),A2-HYDRO-FGRAVEL()
L2114132-02A	Bag	A	NA		22.1	Y	Absent		HOLD-WETCHEM()
L2114132-03A	Bag	A	NA		22.1	Y	Absent		A2-HYDRO-TFINE(),A2-HYDRO-CGRAVEL(),A2-HYDRO-FSAND(),A2-HYDRO-MSAND(),A2-HYDRO-TGRAVEL(),A2-HYDRO-CSAND(),A2-HYDRO-TSAND(),A2-HYDRO-COBBLES(),A2-HYDRO-FGRAVEL()
L2114132-04A	Bag	A	NA		22.1	Y	Absent		A2-HYDRO-TFINE(),A2-HYDRO-CGRAVEL(),A2-HYDRO-FSAND(),A2-HYDRO-MSAND(),A2-HYDRO-TGRAVEL(),A2-HYDRO-CSAND(),A2-HYDRO-TSAND(),A2-HYDRO-COBBLES(),A2-HYDRO-FGRAVEL()
L2114132-05A	Bag	A	NA		22.1	Y	Absent		HOLD-WETCHEM()
L2114132-06A	Bag	A	NA		22.1	Y	Absent		A2-HYDRO-TFINE(),A2-HYDRO-CGRAVEL(),A2-HYDRO-FSAND(),A2-HYDRO-MSAND(),A2-HYDRO-TGRAVEL(),A2-HYDRO-CSAND(),A2-HYDRO-TSAND(),A2-HYDRO-FGRAVEL(),A2-HYDRO-COBBLES()
L2114132-07A	Bag	A	NA		22.1	Y	Absent		HOLD-WETCHEM()
L2114132-08A	Bag	A	NA		22.1	Y	Absent		A2-HYDRO-TFINE(),A2-HYDRO-CGRAVEL(),A2-HYDRO-FSAND(),A2-HYDRO-MSAND(),A2-HYDRO-TGRAVEL(),A2-HYDRO-CSAND(),A2-HYDRO-TSAND(),A2-HYDRO-FGRAVEL(),A2-HYDRO-COBBLES()
L2114132-09A	Bag	A	NA		22.1	Y	Absent		A2-HYDRO-TFINE(),A2-HYDRO-CGRAVEL(),A2-HYDRO-FSAND(),A2-HYDRO-MSAND(),A2-HYDRO-TGRAVEL(),A2-HYDRO-CSAND(),A2-HYDRO-TSAND(),A2-HYDRO-FGRAVEL(),A2-HYDRO-COBBLES()
L2114132-10A	Bag	A	NA		22.1	Y	Absent		HOLD-WETCHEM()

*Values in parentheses indicate holding time in days

Serial_No:04062114:43

Project Name: EVERSOURCE-DURHAM ER
Project Number: Not Specified

Lab Number: L2114132
Report Date: 04/06/21

Container Information

Container ID	Container Type	Cooler	Initial pH	Final pH	Temp deg C	Pres	Seal	Frozen Date/Time	Analysis(*)
L2114132-11A	Bag	A	NA		22.1	Y	Absent		A2-HYDRO-TFINE(),A2-HYDRO-FSAND(),A2-HYDRO-CGRAVEL(),A2-HYDRO-MSAND(),A2-HYDRO-TGRAVEL(),A2-HYDRO-CSAND(),A2-HYDRO-TSAND(),A2-HYDRO-FGRAVEL(),A2-HYDRO-COBBLES()
L2114132-12A	Bag	A	NA		22.1	Y	Absent		HOLD-WETCHEM()
L2114132-13A	Bag	A	NA		22.1	Y	Absent		A2-HYDRO-TFINE(),A2-HYDRO-CGRAVEL(),A2-HYDRO-FSAND(),A2-HYDRO-MSAND(),A2-HYDRO-TGRAVEL(),A2-HYDRO-CSAND(),A2-HYDRO-TSAND(),A2-HYDRO-FGRAVEL(),A2-HYDRO-COBBLES()
L2114132-14A	Bag	A	NA		22.1	Y	Absent		HOLD-WETCHEM()
L2114132-15A	Bag	A	NA		22.1	Y	Absent		A2-HYDRO-TFINE(),A2-HYDRO-FSAND(),A2-HYDRO-CGRAVEL(),A2-HYDRO-MSAND(),A2-HYDRO-TGRAVEL(),A2-HYDRO-CSAND(),A2-HYDRO-TSAND(),A2-HYDRO-COBBLES(),A2-HYDRO-FGRAVEL()
L2114132-16A	Bag	A	NA		22.1	Y	Absent		HOLD-WETCHEM()
L2114132-17A	Bag	A	NA		22.1	Y	Absent		A2-HYDRO-TFINE(),A2-HYDRO-FSAND(),A2-HYDRO-CGRAVEL(),A2-HYDRO-MSAND(),A2-HYDRO-TGRAVEL(),A2-HYDRO-CSAND(),A2-HYDRO-TSAND(),A2-HYDRO-FGRAVEL(),A2-HYDRO-COBBLES()
L2114132-18A	Bag	A	NA		22.1	Y	Absent		HOLD-WETCHEM()
L2114132-19A	Bag	A	NA		22.1	Y	Absent		A2-HYDRO-TFINE(),A2-HYDRO-CGRAVEL(),A2-HYDRO-FSAND(),A2-HYDRO-MSAND(),A2-HYDRO-TGRAVEL(),A2-HYDRO-CSAND(),A2-HYDRO-TSAND(),A2-HYDRO-COBBLES(),A2-HYDRO-FGRAVEL()
L2114132-20A	Bag	A	NA		22.1	Y	Absent		HOLD-WETCHEM()
L2114132-21A	Bag	A	NA		22.1	Y	Absent		A2-HYDRO-TFINE(),A2-HYDRO-FSAND(),A2-HYDRO-CGRAVEL(),A2-HYDRO-MSAND(),A2-HYDRO-TGRAVEL(),A2-HYDRO-CSAND(),A2-HYDRO-TSAND(),A2-HYDRO-COBBLES(),A2-HYDRO-FGRAVEL()
L2114132-22A	Bag	A	NA		22.1	Y	Absent		A2-HYDRO-TFINE(),A2-HYDRO-CGRAVEL(),A2-HYDRO-FSAND(),A2-HYDRO-MSAND(),A2-HYDRO-TGRAVEL(),A2-HYDRO-CSAND(),A2-HYDRO-TSAND(),A2-HYDRO-FGRAVEL(),A2-HYDRO-COBBLES()
L2114132-23A	Bag	A	NA		22.1	Y	Absent		A2-HYDRO-TFINE(),A2-HYDRO-FSAND(),A2-HYDRO-CGRAVEL(),A2-HYDRO-MSAND(),A2-HYDRO-TGRAVEL(),A2-HYDRO-CSAND(),A2-HYDRO-TSAND(),A2-HYDRO-FGRAVEL(),A2-HYDRO-COBBLES()

*Values in parentheses indicate holding time in days

Serial_No:04062114:43

Project Name: EVERSOURCE-DURHAM ER
Project Number: Not Specified

Lab Number: L2114132
Report Date: 04/06/21

Container Information

Container ID	Container Type	Cooler	Initial pH	Final pH	Temp deg C	Pres	Seal	Frozen Date/Time	Analysis(*)
L2114132-24A	Bag	A	NA		22.1	Y	Absent		HOLD-WETCHEM()
L2114132-25A	Bag	A	NA		22.1	Y	Absent		A2-HYDRO-TFINE(),A2-HYDRO-CGRAVEL(),A2-HYDRO-FSAND(),A2-HYDRO-MSAND(),A2-HYDRO-TGRAVEL(),A2-HYDRO-CSAND(),A2-HYDRO-TSAND(),A2-HYDRO-FGRAVEL(),A2-HYDRO-COBBLES()
L2114132-26A	Bag	A	NA		22.1	Y	Absent		HOLD-WETCHEM()
L2114132-27A	Bag	A	NA		22.1	Y	Absent		A2-HYDRO-TFINE(),A2-HYDRO-FSAND(),A2-HYDRO-CGRAVEL(),A2-HYDRO-MSAND(),A2-HYDRO-TGRAVEL(),A2-HYDRO-CSAND(),A2-HYDRO-TSAND(),A2-HYDRO-FGRAVEL(),A2-HYDRO-COBBLES()
L2114132-28A	Bag	A	NA		22.1	Y	Absent		HOLD-WETCHEM()
L2114132-29A	Bag	A	NA		22.1	Y	Absent		A2-HYDRO-TFINE(),A2-HYDRO-CGRAVEL(),A2-HYDRO-FSAND(),A2-HYDRO-MSAND(),A2-HYDRO-TGRAVEL(),A2-HYDRO-CSAND(),A2-HYDRO-TSAND(),A2-HYDRO-COBBLES(),A2-HYDRO-FGRAVEL()
L2114132-30A	Bag	A	NA		22.1	Y	Absent		A2-HYDRO-TFINE(),A2-HYDRO-CGRAVEL(),A2-HYDRO-FSAND(),A2-HYDRO-MSAND(),A2-HYDRO-TGRAVEL(),A2-HYDRO-CSAND(),A2-HYDRO-TSAND(),A2-HYDRO-FGRAVEL(),A2-HYDRO-COBBLES()
L2114132-31A	Bag	A	NA		22.1	Y	Absent		HOLD-WETCHEM()
L2114132-32A	Bag	A	NA		22.1	Y	Absent		A2-HYDRO-TFINE(),A2-HYDRO-CGRAVEL(),A2-HYDRO-FSAND(),A2-HYDRO-MSAND(),A2-HYDRO-TGRAVEL(),A2-HYDRO-CSAND(),A2-HYDRO-TSAND(),A2-HYDRO-COBBLES(),A2-HYDRO-FGRAVEL()
L2114132-33A	Bag	A	NA		22.1	Y	Absent		HOLD-WETCHEM()
L2114132-34A	Bag	A	NA		22.1	Y	Absent		A2-HYDRO-TFINE(),A2-HYDRO-CGRAVEL(),A2-HYDRO-FSAND(),A2-HYDRO-MSAND(),A2-HYDRO-TGRAVEL(),A2-HYDRO-CSAND(),A2-HYDRO-TSAND(),A2-HYDRO-FGRAVEL(),A2-HYDRO-COBBLES()
L2114132-35A	Bag	A	NA		22.1	Y	Absent		A2-HYDRO-TFINE(),A2-HYDRO-FSAND(),A2-HYDRO-CGRAVEL(),A2-HYDRO-MSAND(),A2-HYDRO-TGRAVEL(),A2-HYDRO-CSAND(),A2-HYDRO-TSAND(),A2-HYDRO-FGRAVEL(),A2-HYDRO-COBBLES()
L2114132-36A	Bag	A	NA		22.1	Y	Absent		HOLD-WETCHEM()

*Values in parentheses indicate holding time in days

Serial_No:04062114:43

Project Name: EVERSOURCE-DURHAM ER
Project Number: Not Specified

Lab Number: L2114132
Report Date: 04/06/21

Container Information

Container ID	Container Type	Cooler	Initial pH	Final pH	Temp deg C	Pres	Seal	Frozen Date/Time	Analysis(*)
L2114132-37A	Bag	A	NA		22.1	Y	Absent		A2-HYDRO-TFINE(),A2-HYDRO-FSAND(),A2-HYDRO-CGRAVEL(),A2-HYDRO-MSAND(),A2-HYDRO-TGRAVEL(),A2-HYDRO-CSAND(),A2-HYDRO-TSAND(),A2-HYDRO-COBBLES(),A2-HYDRO-FGRAVEL()
L2114132-38A	Bag	A	NA		22.1	Y	Absent		A2-HYDRO-TFINE(),A2-HYDRO-CGRAVEL(),A2-HYDRO-FSAND(),A2-HYDRO-MSAND(),A2-HYDRO-TGRAVEL(),A2-HYDRO-CSAND(),A2-HYDRO-TSAND(),A2-HYDRO-COBBLES(),A2-HYDRO-FGRAVEL()
L2114132-39A	Bag	A	NA		22.1	Y	Absent		A2-HYDRO-TFINE(),A2-HYDRO-CGRAVEL(),A2-HYDRO-FSAND(),A2-HYDRO-MSAND(),A2-HYDRO-TGRAVEL(),A2-HYDRO-CSAND(),A2-HYDRO-TSAND(),A2-HYDRO-FGRAVEL(),A2-HYDRO-COBBLES()
L2114132-40A	Bag	A	NA		22.1	Y	Absent		HOLD-WETCHEM()
L2114132-41A	Bag	A	NA		22.1	Y	Absent		A2-HYDRO-TFINE(),A2-HYDRO-FSAND(),A2-HYDRO-CGRAVEL(),A2-HYDRO-MSAND(),A2-HYDRO-TGRAVEL(),A2-HYDRO-CSAND(),A2-HYDRO-TSAND(),A2-HYDRO-COBBLES(),A2-HYDRO-FGRAVEL()
L2114132-42A	Bag	A	NA		22.1	Y	Absent		A2-HYDRO-TFINE(),A2-HYDRO-FSAND(),A2-HYDRO-CGRAVEL(),A2-HYDRO-MSAND(),A2-HYDRO-TGRAVEL(),A2-HYDRO-CSAND(),A2-HYDRO-TSAND(),A2-HYDRO-COBBLES(),A2-HYDRO-FGRAVEL()
L2114132-43A	Bag	A	NA		22.1	Y	Absent		HOLD-WETCHEM()
L2114132-44A	Bag	A	NA		22.1	Y	Absent		A2-HYDRO-TFINE(),A2-HYDRO-FSAND(),A2-HYDRO-CGRAVEL(),A2-HYDRO-MSAND(),A2-HYDRO-TGRAVEL(),A2-HYDRO-CSAND(),A2-HYDRO-TSAND(),A2-HYDRO-FGRAVEL(),A2-HYDRO-COBBLES()
L2114132-45A	Bag	A	NA		22.1	Y	Absent		A2-HYDRO-TFINE(),A2-HYDRO-FSAND(),A2-HYDRO-CGRAVEL(),A2-HYDRO-MSAND(),A2-HYDRO-TGRAVEL(),A2-HYDRO-CSAND(),A2-HYDRO-TSAND(),A2-HYDRO-COBBLES(),A2-HYDRO-FGRAVEL()
L2114132-46A	Bag	A	NA		22.1	Y	Absent		HOLD-WETCHEM()
L2114132-47A	Bag	A	NA		22.1	Y	Absent		A2-HYDRO-TFINE(),A2-HYDRO-FSAND(),A2-HYDRO-CGRAVEL(),A2-HYDRO-MSAND(),A2-HYDRO-TGRAVEL(),A2-HYDRO-CSAND(),A2-HYDRO-TSAND(),A2-HYDRO-FGRAVEL(),A2-HYDRO-COBBLES()
L2114132-48A	Bag	A	NA		22.1	Y	Absent		HOLD-WETCHEM()

*Values in parentheses indicate holding time in days

Serial_No:04062114:43

Project Name: EVERSOURCE-DURHAM ER
Project Number: Not Specified

Lab Number: L2114132
Report Date: 04/06/21

Container Information

Container ID	*Container Type*	*Cooler*	*Initial pH*	*Final pH*	*Temp deg C*	*Pres*	*Seal*	*Frozen Date/Time*	*Analysis(*)*
L2114132-49A	Bag	A	NA		22.1	Y	Absent		A2-HYDRO-TFINE(),A2-HYDRO-CGRAVEL(),A2-HYDRO-FSAND(),A2-HYDRO-MSAND(),A2-HYDRO-TGRAVEL(),A2-HYDRO-CSAND(),A2-HYDRO-TSAND(),A2-HYDRO-COBBLES(),A2-HYDRO-FGRAVEL()
L2114132-50A	Bag	A	NA		22.1	Y	Absent		HOLD-WETCHEM()

*Values in parentheses indicate holding time in days

Project Name:	EVERSOURCE-DURHAM ER	**Lab Number:**	L2114132
Project Number:	Not Specified	**Report Date:**	04/06/21

GLOSSARY

Acronyms

DL	- Detection Limit: This value represents the level to which target analyte concentrations are reported as estimated values, when those target analyte concentrations are quantified below the limit of quantitation (LOQ). The DL includes any adjustments from dilutions, concentrations or moisture content, where applicable. (DoD report formats only.)
EDL	- Estimated Detection Limit: This value represents the level to which target analyte concentrations are reported as estimated values, when those target analyte concentrations are quantified below the reporting limit (RL). The EDL includes any adjustments from dilutions, concentrations or moisture content, where applicable. The use of EDLs is specific to the analysis of PAHs using Solid-Phase Microextraction (SPME).
EMPC	- Estimated Maximum Possible Concentration: The concentration that results from the signal present at the retention time of an analyte when the ions meet all of the identification criteria except the ion abundance ratio criteria. An EMPC is a worst-case estimate of the concentration.
EPA	- Environmental Protection Agency.
LCS	- Laboratory Control Sample: A sample matrix, free from the analytes of interest, spiked with verified known amounts of analytes or a material containing known and verified amounts of analytes.
LCSD	- Laboratory Control Sample Duplicate: Refer to LCS.
LFB	- Laboratory Fortified Blank: A sample matrix, free from the analytes of interest, spiked with verified known amounts of analytes or a material containing known and verified amounts of analytes.
LOD	- Limit of Detection: This value represents the level to which a target analyte can reliably be detected for a specific analyte in a specific matrix by a specific method. The LOD includes any adjustments from dilutions, concentrations or moisture content, where applicable. (DoD report formats only.)
LOQ	- Limit of Quantitation: The value at which an instrument can accurately measure an analyte at a specific concentration. The LOQ includes any adjustments from dilutions, concentrations or moisture content, where applicable. (DoD report formats only.) Limit of Quantitation: The value at which an instrument can accurately measure an analyte at a specific concentration. The LOQ includes any adjustments from dilutions, concentrations or moisture content, where applicable. (DoD report formats only.)
MDL	- Method Detection Limit: This value represents the level to which target analyte concentrations are reported as estimated values, when those target analyte concentrations are quantified below the reporting limit (RL). The MDL includes any adjustments from dilutions, concentrations or moisture content, where applicable.
MS	- Matrix Spike Sample: A sample prepared by adding a known mass of target analyte to a specified amount of matrix sample for which an independent estimate of target analyte concentration is available. For Method 332.0, the spike recovery is calculated using the native concentration, including estimated values.
MSD	- Matrix Spike Sample Duplicate: Refer to MS.
NA	- Not Applicable.
NC	- Not Calculated: Term is utilized when one or more of the results utilized in the calculation are non-detect at the parameter's reporting unit.
NDPA/DPA	- N-Nitrosodiphenylamine/Diphenylamine.
NI	- Not Ignitable.
NP	- Non-Plastic: Term is utilized for the analysis of Atterberg Limits in soil.
NR	- No Results: Term is utilized when 'No Target Compounds Requested' is reported for the analysis of Volatile or Semivolatile Organic TIC only requests.
RL	- Reporting Limit: The value at which an instrument can accurately measure an analyte at a specific concentration. The RL includes any adjustments from dilutions, concentrations or moisture content, where applicable.
RPD	- Relative Percent Difference: The results from matrix and/or matrix spike duplicates are primarily designed to assess the precision of analytical results in a given matrix and are expressed as relative percent difference (RPD). Values which are less than five times the reporting limit for any individual parameter are evaluated by utilizing the absolute difference between the values; although the RPD value will be provided in the report.
SRM	- Standard Reference Material: A reference sample of a known or certified value that is of the same or similar matrix as the associated field samples.
STLP	- Semi-dynamic Tank Leaching Procedure per EPA Method 1315.
TEF	- Toxic Equivalency Factors: The values assigned to each dioxin and furan to evaluate their toxicity relative to 2,3,7,8-TCDD.
TEQ	- Toxic Equivalent: The measure of a sample's toxicity derived by multiplying each dioxin and furan by its corresponding TEF and then summing the resulting values.
TIC	- Tentatively Identified Compound: A compound that has been identified to be present and is not part of the target compound list (TCL) for the method and/or program. All TICs are qualitatively identified and reported as estimated concentrations.

Report Format: Data Usability Report

Project Name:	EVERSOURCE-DURHAM ER	**Lab Number:**	L2114132
Project Number:	Not Specified	**Report Date:**	04/06/21

Footnotes

1 - The reference for this analyte should be considered modified since this analyte is absent from the target analyte list of the original method.

Terms

Analytical Method: Both the document from which the method originates and the analytical reference method. (Example: EPA 8260B is shown as 1,8260B.) The codes for the reference method documents are provided in the References section of the Addendum.

Difference: With respect to Total Oxidizable Precursor (TOP) Assay analysis, the difference is defined as the Post-Treatment value minus the Pre-Treatment value.

Final pH: As it pertains to Sample Receipt & Container Information section of the report, Final pH reflects pH of container determined after adjustment at the laboratory, if applicable. If no adjustment required, value reflects Initial pH.

Frozen Date/Time: With respect to Volatile Organics in soil, Frozen Date/Time reflects the date/time at which associated Reagent Water-preserved vials were initially frozen. Note: If frozen date/time is beyond 48 hours from sample collection, value will be reflected in 'bold'.

Initial pH: As it pertains to Sample Receipt & Container Information section of the report, Initial pH reflects pH of container determined upon receipt, if applicable.

PAH Total: With respect to Alkylated PAH analyses, the 'PAHs, Total' result is defined as the summation of results for all or a subset of the following compounds: Naphthalene, C1-C4 Naphthalenes, 2-Methylnaphthalene, 1-Methylnaphthalene, Biphenyl, Acenaphthylene, Acenaphthene, Fluorene, C1-C3 Fluorenes, Phenanthrene, C1-C4 Phenanthrenes/Anthracenes, Anthracene, Fluoranthene, Pyrene, C1-C4 Fluoranthenes/Pyrenes, Benz(a)anthracene, Chrysene, C1-C4 Chrysenes, Benzo(b)fluoranthene, Benzo(j)+(k)fluoranthene, Benzo(e)pyrene, Benzo(a)pyrene, Perylene, Indeno(1,2,3-cd)pyrene, Dibenz(ah)+(ac)anthracene, Benzo(g,h,i)perylene. If a 'Total' result is requested, the results of its individual components will also be reported.

PFAS Total: With respect to PFAS analyses, the 'PFAS, Total (5)' result is defined as the summation of results for: PFHpA, PFHxS, PFOA, PFNA and PFOS. In addition, the 'PFAS, Total (6)' result is defined as the summation of results at or above the RL for: PFHpA, PFHxS, PFOA, PFNA, PFDA and PFOS. (Note: 'PFAS, Total (6)' is applicable to MassDEP DW compliance analysis only.). If a 'Total' result is requested, the results of its individual components will also be reported.

The target compound Chlordane (CAS No. 57-74-9) is reported for GC ECD analyses. Per EPA,this compound "refers to a mixture of chlordane isomers, other chlorinated hydrocarbons and numerous other components." (Reference: USEPA Toxicological Review of Chlordane, In Support of Summary Information on the Integrated Risk Information System (IRIS), December 1997.)

Total: With respect to Organic analyses, a 'Total' result is defined as the summation of results for individual isomers or Aroclors. If a 'Total' result is requested, the results of its individual components will also be reported. This is applicable to 'Total' results for methods 8260, 8081 and 8082.

Data Qualifiers

A - Spectra identified as "Aldol Condensates" are byproducts of the extraction/concentration procedures when acetone is introduced in the process.

B - The analyte was detected above the reporting limit in the associated method blank. Flag only applies to associated field samples that have detectable concentrations of the analyte at less than ten times (10x) the concentration found in the blank. For MCP-related projects, flag only applies to associated field samples that have detectable concentrations of the analyte at less than ten times (10x) the concentration found in the blank. For DOD-related projects, flag only applies to associated field samples that have detectable concentrations of the analyte at less than ten times (10x) the concentration found in the blank AND the analyte was detected above one-half the reporting limit (or above the reporting limit for common lab contaminants) in the associated method blank. For NJ-Air-related projects, flag only applies to associated field samples that have detectable concentrations of the analyte above the reporting limit. For NJ-related projects (excluding Air), flag only applies to associated field samples that have detectable concentrations of the analyte, which was detected above the reporting limit in the associated method blank or above five times the reporting limit for common lab contaminants (Phthalates, Acetone, Methylene Chloride, 2-Butanone).

C - Co-elution: The target analyte co-elutes with a known lab standard (i.e. surrogate, internal standards, etc.) for co-extracted analyses.

D - Concentration of analyte was quantified from diluted analysis. Flag only applies to field samples that have detectable concentrations of the analyte.

E - Concentration of analyte exceeds the range of the calibration curve and/or linear range of the instrument.

F - The ratio of quantifier ion response to qualifier ion response falls outside of the laboratory criteria. Results are considered to be an estimated maximum concentration.

G - The concentration may be biased high due to matrix interferences (i.e, co-elution) with non-target compound(s). The result should be considered estimated.

H - The analysis of pH was performed beyond the regulatory-required holding time of 15 minutes from the time of sample collection.

I - The lower value for the two columns has been reported due to obvious interference.

J - Estimated value. This represents an estimated concentration for Tentatively Identified Compounds (TICs).

M - Reporting Limit (RL) exceeds the MCP CAM Reporting Limit for this analyte.

ND - Not detected at the reporting limit (RL) for the sample.

NJ - Presumptive evidence of compound. This represents an estimated concentration for Tentatively Identified Compounds (TICs), where

Report Format: Data Usability Report

Project Name:	EVERSOURCE-DURHAM ER	**Lab Number:**	L2114132
Project Number:	Not Specified	**Report Date:**	04/06/21

Data Qualifiers

the identification is based on a mass spectral library search.

P - The RPD between the results for the two columns exceeds the method-specified criteria.

Q - The quality control sample exceeds the associated acceptance criteria. For DOD-related projects, LCS and/or Continuing Calibration Standard exceedences are also qualified on all associated sample results. Note: This flag is not applicable for matrix spike recoveries when the sample concentration is greater than 4x the spike added or for batch duplicate RPD when the sample concentrations are less than 5x the RL. (Metals only.)

R - Analytical results are from sample re-analysis.

RE - Analytical results are from sample re-extraction.

S - Analytical results are from modified screening analysis.

Project Name:	EVERSOURCE-DURHAM ER	**Lab Number:**	L2114132
Project Number:	Not Specified	**Report Date:**	04/06/21

REFERENCES

12 Annual Book of ASTM Standards. (American Society for Testing and Materials) ASTM International.

LIMITATION OF LIABILITIES

Alpha Analytical performs services with reasonable care and diligence normal to the analytical testing laboratory industry. In the event of an error, the sole and exclusive responsibility of Alpha Analytical shall be to re-perform the work at it's own expense. In no event shall Alpha Analytical be held liable for any incidental, consequential or special damages, including but not limited to, damages in any way connected with the use of, interpretation of, information or analysis provided by Alpha Analytical.

We strongly urge our clients to comply with EPA protocol regarding sample volume, preservation, cooling, containers, sampling procedures, holding time and splitting of samples in the field.

Serial_No:04062114:43

ASTM D6913/D7928

GRAIN SIZE ANALYSIS

Particle Size Distribution Report

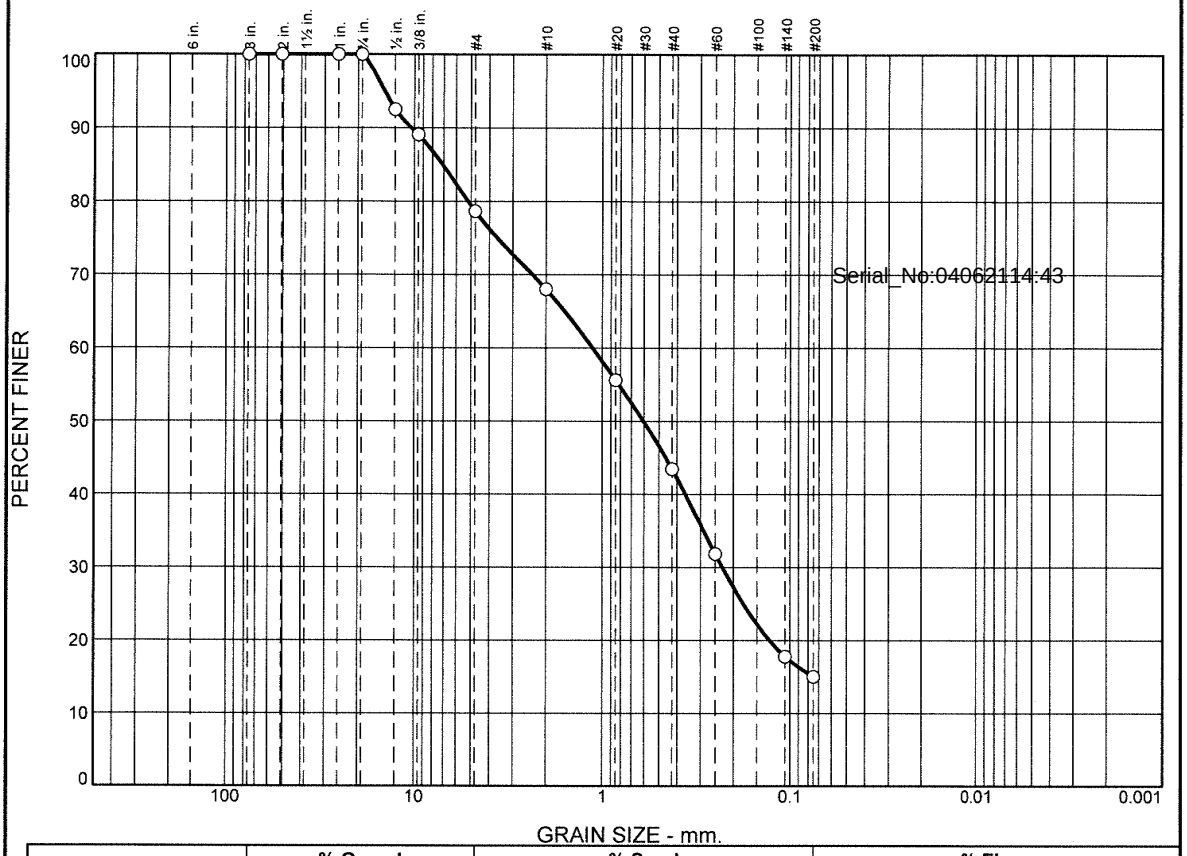

	% +3"	% Gravel		% Sand			% Fines	
		Coarse	Fine	Coarse	Medium	Fine	Silt	Clay
○	0.0	0.0	21.4	10.6	24.5	28.5	15.0	

	LL	PL	D_{85}	D_{60}	D_{50}	D_{30}	D_{15}	D_{10}	C_c	C_u
○			7.0873	1.1279	0.6030	0.2288				

	Material Description	USCS	AASHTO
○			

Project No. **Client:**
Project:

○ **Source of Sample:** SED-1 (0-6) **Sample Number:** L2114132-01

Remarks:

Alpha Analytical

Mansfield, MA

Figure

GRAIN SIZE DISTRIBUTION TEST DATA

4/6/2021

Location: SED-1 (0-6)

Sample Number: L2114132-01

Sieve Test Data

Post #200 Wash Test Weights (grams): **Dry Sample and Tare =** 296.82
Tare Wt. = 0.00
Minus #200 from wash = 0.0%

Dry Sample and Tare (grams)	Tare (grams)	Sieve Opening Size	Weight Retained (grams)	Sieve Weight (grams)	Percent Finer
296.82	0.00	3"	0.00	0.00	100.0
		2"	0.00	0.00	100.0
		1"	0.00	0.00	100.0
		0.75"	0.00	0.00	100.0
		0.50"	22.23	0.00	92.5
		0.375"	10.21	0.00	89.1
		#4	30.99	0.00	78.6
		#10	31.50	0.00	68.0
		#20	36.85	0.00	55.6
		#40	36.00	0.00	43.5
		#60	34.47	0.00	31.9
		#140	41.78	0.00	17.8
		#200	8.21	0.00	15.0

Serial_No:04062114:43

Fractional Components

Cobbles	Gravel			Sand				Fines		
	Coarse	Fine	Total	Coarse	Medium	Fine	Total	Silt	Clay	Total
0.0	0.0	21.4	21.4	10.6	24.5	28.5	63.6			15.0

D_5	D_{10}	D_{15}	D_{20}	D_{30}	D_{40}	D_{50}	D_{60}	D_{80}	D_{85}	D_{90}	D_{95}
			0.1281	0.2288	0.3611	0.6030	1.1279	5.1949	7.0873	10.4049	14.4058

Fineness Modulus
2.94

Alpha Analytical

Particle Size Distribution Report

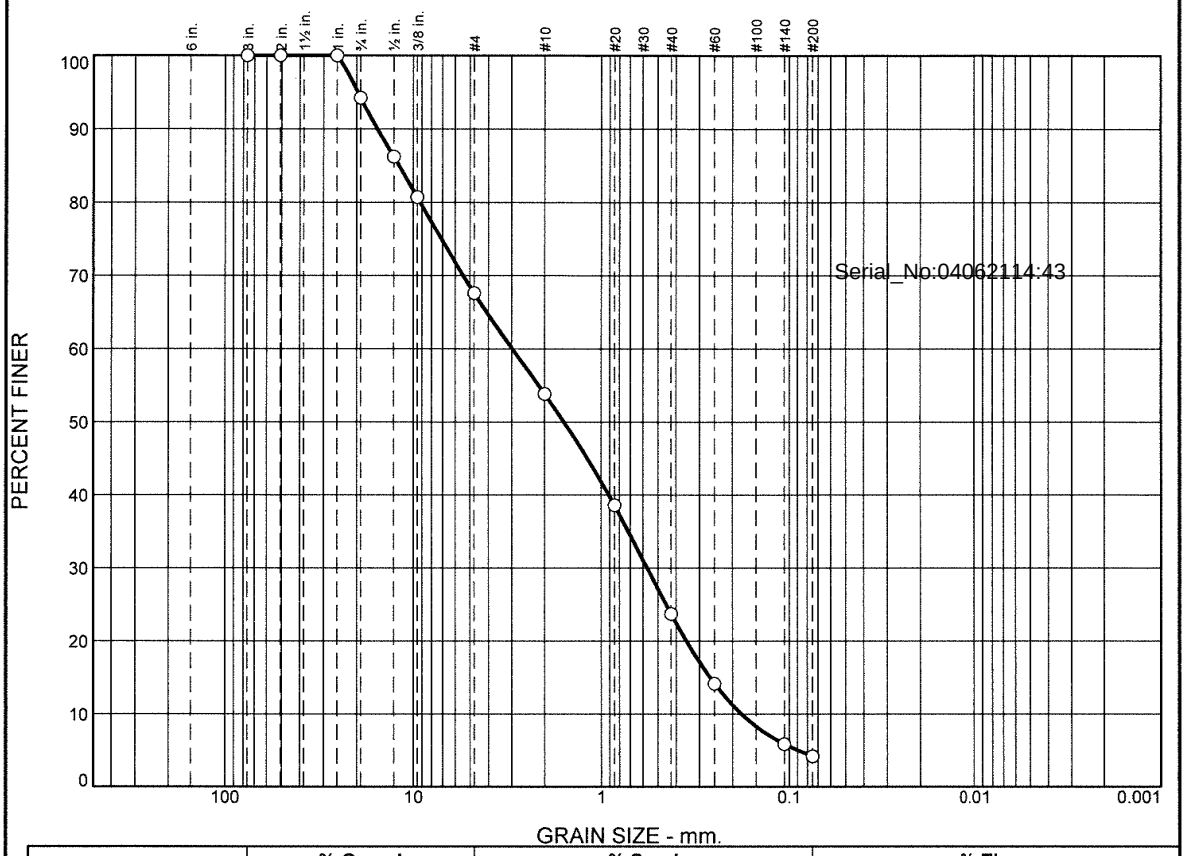

	% +3"	% Gravel		% Sand			% Fines	
		Coarse	Fine	Coarse	Medium	Fine	Silt	Clay
○	0.0	5.8	26.6	13.8	30.1	19.5	4.2	

	LL	PL	D_{85}	D_{60}	D_{50}	D_{30}	D_{15}	D_{10}	C_c	C_u
○			11.9014	2.9741	1.5791	0.5697	0.2640	0.1795	0.61	16.57

Material Description	USCS	AASHTO
○	SP	

Project No. **Client:**
Project:

○ **Source of Sample:** SED-2 (0-6) **Sample Number:** L2114132-03

Remarks:

Alpha Analytical

Mansfield, MA

Figure

GRAIN SIZE DISTRIBUTION TEST DATA

4/6/2021

Location: SED-2 (0-6)
Sample Number: L2114132-03
USCS Classification: SP

Sieve Test Data

Post #200 Wash Test Weights (grams): **Dry Sample and Tare =** 130.40
Tare Wt. = 0.00
Minus #200 from wash = 0.0%

Dry Sample and Tare (grams)	Tare (grams)	Sieve Opening Size	Weight Retained (grams)	Sieve Weight (grams)	Percent Finer
130.40	0.00	3"	0.00	0.00	100.0
		2"	0.00	0.00	100.0
		1"	0.00	0.00	100.0
		0.75"	7.52	0.00	94.2
		0.50"	10.43	0.00	86.2
		0.375"	7.21	0.00	80.7
		#4	17.09	0.00	67.6
		#10	17.94	0.00	53.8
		#20	19.90	0.00	38.6
		#40	19.36	0.00	23.7
		#60	12.47	0.00	14.2
		#140	10.84	0.00	5.9
		#200	2.17	0.00	4.2

Serial_No:04062114:43

Fractional Components

Cobbles	Gravel			Sand				Fines		
	Coarse	Fine	Total	Coarse	Medium	Fine	Total	Silt	Clay	Total
0.0	5.8	26.6	32.4	13.8	30.1	19.5	63.4			4.2

D_5	D_{10}	D_{15}	D_{20}	D_{30}	D_{40}	D_{50}	D_{60}	D_{80}	D_{85}	D_{90}	D_{95}
0.0896	0.1795	0.2640	0.3520	0.5697	0.9118	1.5791	2.9741	9.1854	11.9014	15.4857	19.7230

Fineness Modulus	C_u	C_c
4.00	16.57	0.61

Alpha Analytical

Particle Size Distribution Report

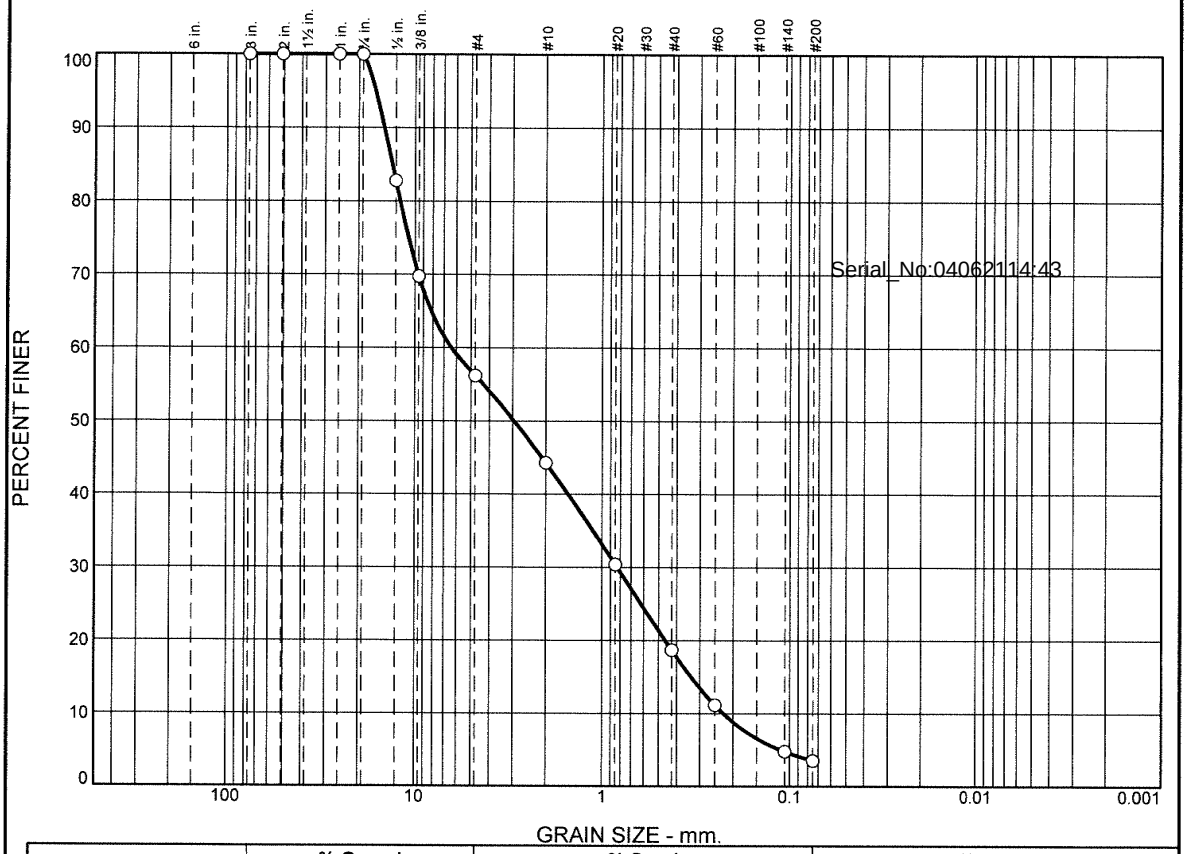

	% +3"	% Gravel		% Sand			% Fines	
		Coarse	Fine	Coarse	Medium	Fine	Silt	Clay
○	0.0	0.0	43.8	11.9	25.6	15.2	3.5	

	LL	PL	D_{85}	D_{60}	D_{50}	D_{30}	D_{15}	D_{10}	C_c	C_u
○			13.2562	6.3823	2.9509	0.8298	0.3346	0.2257	0.48	28.28

	Material Description	USCS	AASHTO
○		SP	

Project No. **Client:**
Project:

○ **Source of Sample:** SED-2 (0-6) **Sample Number:** WG1478719-1

Remarks:

Alpha Analytical

Mansfield, MA

Figure

GRAIN SIZE DISTRIBUTION TEST DATA

4/6/2021

Location: SED-2 (0-6)
Sample Number: WG1478719-1
USCS Classification: SP

Sieve Test Data

Post #200 Wash Test Weights (grams): **Dry Sample and Tare =** 129.92
Tare Wt. = 0.00
Minus #200 from wash = 0.0%

Dry Sample and Tare (grams)	Tare (grams)	Sieve Opening Size	Weight Retained (grams)	Sieve Weight (grams)	Percent Finer
129.92	0.00	3"	0.00	0.00	100.0
		2"	0.00	0.00	100.0
		1"	0.00	0.00	100.0
		0.75"	0.00	0.00	100.0
		0.50"	22.40	0.00	82.8
		0.375"	16.88	0.00	69.8
		#4	17.62	0.00	56.2
		#10	15.48	0.00	44.3
		#20	18.03	0.00	30.4
		#40	15.22	0.00	18.7
		#60	9.83	0.00	11.1
		#140	8.25	0.00	4.8
		#200	1.65	0.00	3.5

Serial_No:04062114:43

Fractional Components

Cobbles	Gravel			Sand				Fines		
	Coarse	Fine	Total	Coarse	Medium	Fine	Total	Silt	Clay	Total
0.0	0.0	43.8	43.8	11.9	25.6	15.2	52.7			3.5

D_5	D_{10}	D_{15}	D_{20}	D_{30}	D_{40}	D_{50}	D_{60}	D_{80}	D_{85}	D_{90}	D_{95}
0.1115	0.2257	0.3346	0.4605	0.8298	1.5193	2.9509	6.3823	12.0296	13.2562	14.5920	16.2287

Fineness Modulus	C_u	C_c
4.47	28.28	0.48

Alpha Analytical

Particle Size Distribution Report

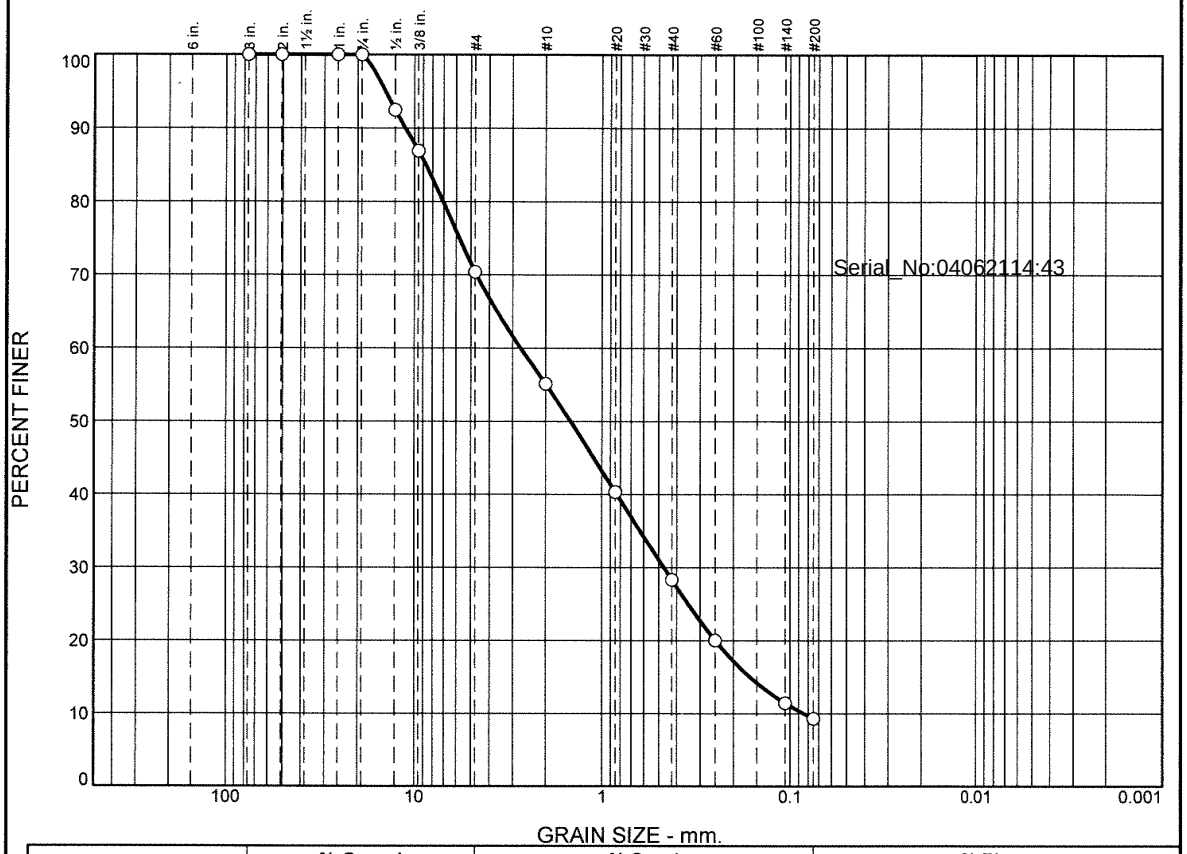

	% +3"	% Gravel		% Sand			% Fines	
		Coarse	Fine	Coarse	Medium	Fine	Silt	Clay
○	0.0	0.0	29.6	15.3	26.8	19.0	9.3	

	LL	PL	D_{85}	D_{60}	D_{50}	D_{30}	D_{15}	D_{10}	C_c	C_u
○			8.7008	2.7127	1.4729	0.4687	0.1629	0.0847	0.96	32.04

	Material Description	USCS	AASHTO
○			

Project No. **Client:**
Project:

○ **Source of Sample:** SED-3 (0-6) **Sample Number:** L2114132-04

Alpha Analytical

Mansfield, MA

Remarks:

Figure

GRAIN SIZE DISTRIBUTION TEST DATA

4/6/2021

Location: SED-3 (0-6)

Sample Number: L2114132-04

Sieve Test Data

Post #200 Wash Test Weights (grams): **Dry Sample and Tare =** 116.68
Tare Wt. = 0.00
Minus #200 from wash = 0.0%

Dry Sample and Tare (grams)	Tare (grams)	Sieve Opening Size	Weight Retained (grams)	Sieve Weight (grams)	Percent Finer
116.68	0.00	3"	0.00	0.00	100.0
		2"	0.00	0.00	100.0
		1"	0.00	0.00	100.0
		0.75"	0.00	0.00	100.0
		0.50"	8.79	0.00	92.5
		0.375"	6.47	0.00	86.9
		#4	19.27	0.00	70.4
		#10	17.83	0.00	55.1
		#20	17.25	0.00	40.3
		#40	14.00	0.00	28.3
		#60	9.71	0.00	20.0
		#140	10.02	0.00	11.4
		#200	2.51	0.00	9.3

Serial_No:04062114:43

Fractional Components

Cobbles	Gravel			Sand				Fines		
	Coarse	Fine	Total	Coarse	Medium	Fine	Total	Silt	Clay	Total
0.0	0.0	29.6	29.6	15.3	26.8	19.0	61.1			9.3

D_5	D_{10}	D_{15}	D_{20}	D_{30}	D_{40}	D_{50}	D_{60}	D_{80}	D_{85}	D_{90}	D_{95}
	0.0847	0.1629	0.2496	0.4687	0.8337	1.4729	2.7127	7.0453	8.7008	11.1947	14.2578

Fineness Modulus	C_u	C_c
3.68	32.04	0.96

Alpha Analytical

Particle Size Distribution Report

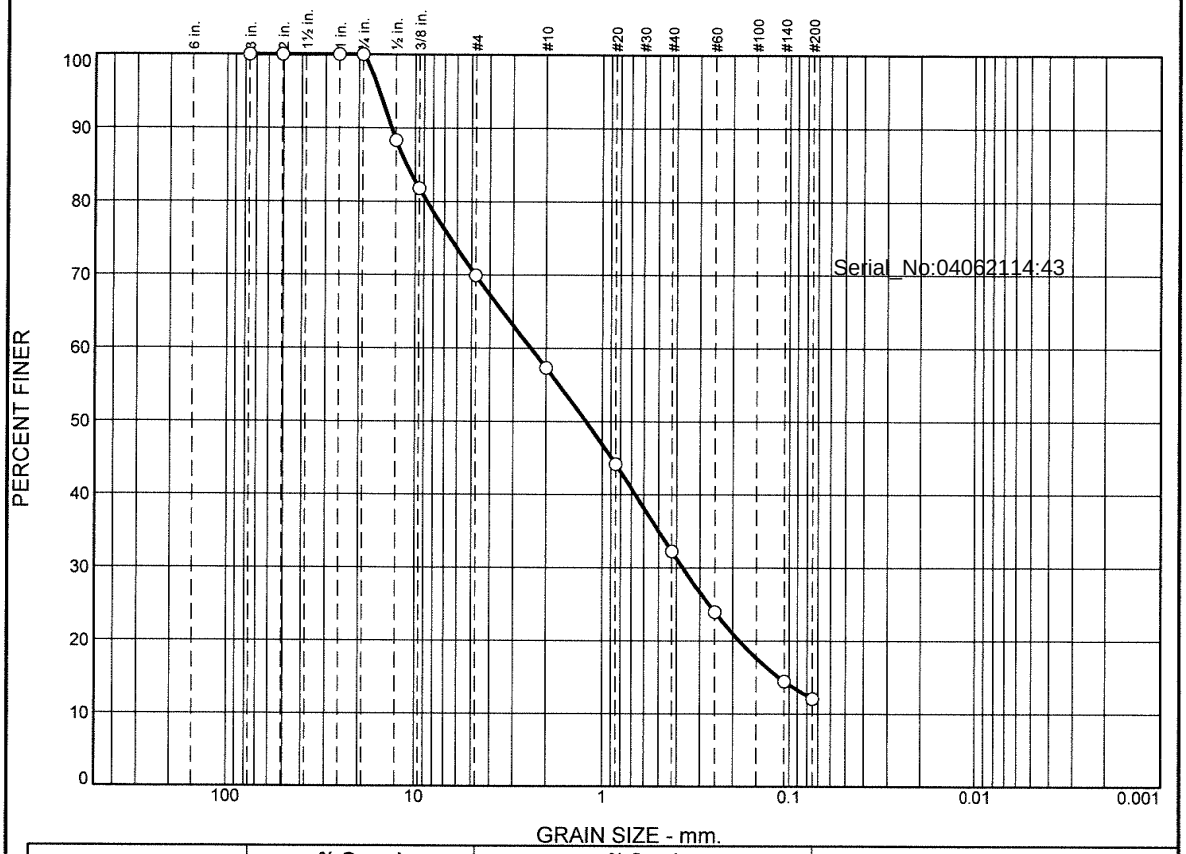

	% +3"	% Gravel		% Sand			% Fines	
		Coarse	Fine	Coarse	Medium	Fine	Silt	Clay
○	0.0	0.0	30.1	12.6	25.1	20.2	12.0	

	LL	PL	D_{85}	D_{60}	D_{50}	D_{30}	D_{15}	D_{10}	C_c	C_u
○			11.1622	2.4104	1.2217	0.3712	0.1132			

Material Description	USCS	AASHTO
○		

Project No. **Client:**
Project:

○ **Source of Sample:** SED-3 (0-6) **Sample Number:** WG1478721-1

Alpha Analytical

Mansfield, MA

Remarks:

Figure

GRAIN SIZE DISTRIBUTION TEST DATA

4/6/2021

Location: SED-3 (0-6)

Sample Number: WG1478721-1

Sieve Test Data

Post #200 Wash Test Weights (grams): **Dry Sample and Tare =** 115.27
Tare Wt. = 0.00
Minus #200 from wash = 0.0%

Dry Sample and Tare (grams)	Tare (grams)	Sieve Opening Size	Weight Retained (grams)	Sieve Weight (grams)	Percent Finer
115.27	0.00	3"	0.00	0.00	100.0
		2"	0.00	0.00	100.0
		1"	0.00	0.00	100.0
		0.75"	0.00	0.00	100.0
		0.50"	13.45	0.00	88.3
		0.375"	7.55	0.00	81.8
		#4	13.66	0.00	69.9
		#10	14.53	0.00	57.3
		#20	15.15	0.00	44.2
		#40	13.76	0.00	32.2
		#60	9.56	0.00	24.0
		#140	10.94	0.00	14.5
		#200	2.79	0.00	12.0

Serial_No:04062114:43

Fractional Components

Cobbles	Gravel			Sand				Fines		
	Coarse	Fine	Total	Coarse	Medium	Fine	Total	Silt	Clay	Total
0.0	0.0	30.1	30.1	12.6	25.1	20.2	57.9			12.0

D_5	D_{10}	D_{15}	D_{20}	D_{30}	D_{40}	D_{50}	D_{60}	D_{80}	D_{85}	D_{90}	D_{95}
		0.1132	0.1847	0.3712	0.6654	1.2217	2.4104	8.6549	11.1622	13.3973	15.5542

Fineness Modulus
3.57

Alpha Analytical

Particle Size Distribution Report

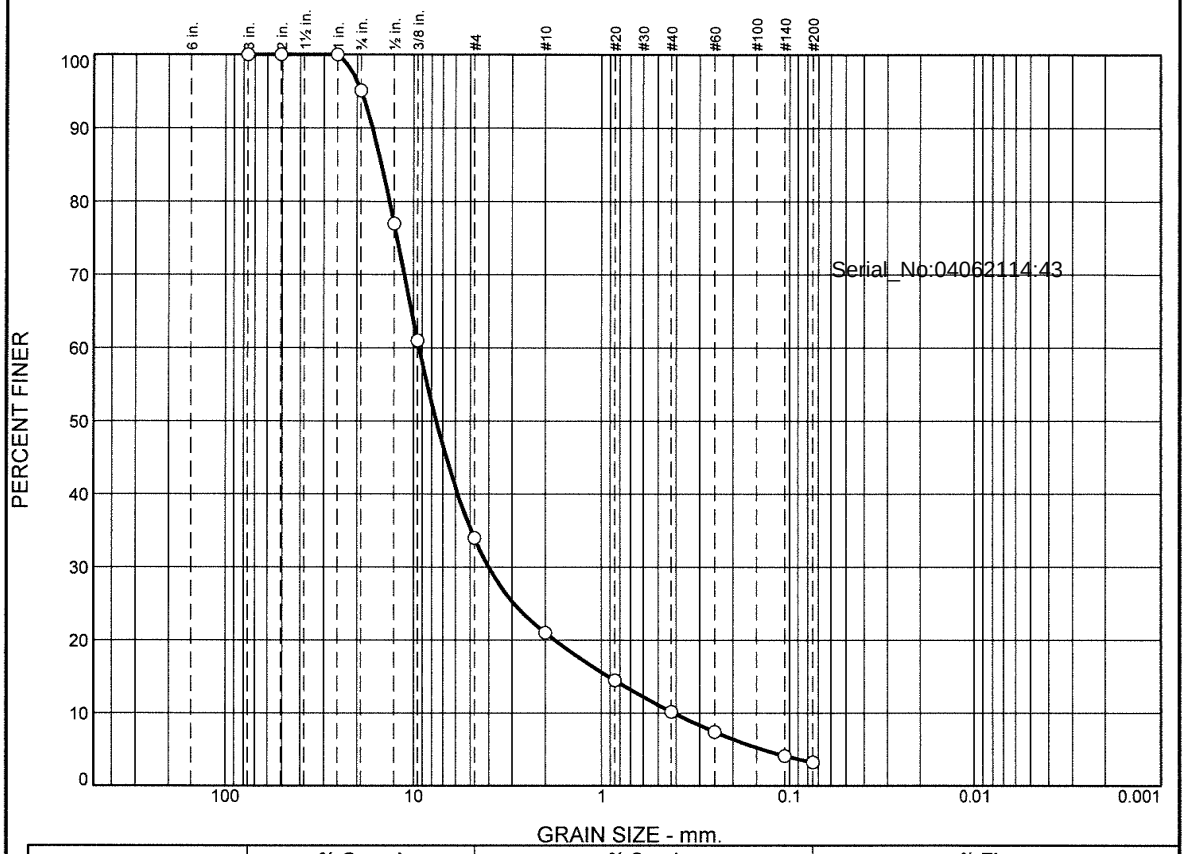

	% +3"	% Gravel		% Sand			% Fines	
		Coarse	Fine	Coarse	Medium	Fine	Silt	Clay
○	0.0	4.9	61.1	13.0	10.8	7.0	3.2	

	LL	PL	D_{85}	D_{60}	D_{50}	D_{30}	D_{15}	D_{10}	C_c	C_u
○			14.8055	9.3421	7.5697	3.9920	0.9174	0.4126	4.13	22.64

Material Description	USCS	AASHTO
○	GP	

Project No. **Client:**
Project:

○ **Source of Sample:** SED-4 (0-6) **Sample Number:** L2114132-06

Alpha Analytical

Mansfield, MA

Remarks:

Figure

GRAIN SIZE DISTRIBUTION TEST DATA

4/6/2021

Location: SED-4 (0-6)
Sample Number: L2114132-06
USCS Classification: GP

Sieve Test Data

Post #200 Wash Test Weights (grams): **Dry Sample and Tare =** 160.41
Tare Wt. = 0.00
Minus #200 from wash = 0.0%

Dry Sample and Tare (grams)	Tare (grams)	Sieve Opening Size	Weight Retained (grams)	Sieve Weight (grams)	Percent Finer
160.41	0.00	3"	0.00	0.00	100.0
		2"	0.00	0.00	100.0
		1"	0.00	0.00	100.0
		0.75"	7.87	0.00	95.1
		0.50"	29.09	0.00	77.0
		0.375"	25.58	0.00	61.0
		#4	43.37	0.00	34.0
		#10	20.80	0.00	21.0
		#20	10.47	0.00	14.5
		#40	6.92	0.00	10.2
		#60	4.43	0.00	7.4
		#140	5.29	0.00	4.1
		#200	1.42	0.00	3.2

Serial_No:04062114:43

Fractional Components

Cobbles	Gravel			Sand				Fines		
	Coarse	Fine	Total	Coarse	Medium	Fine	Total	Silt	Clay	Total
0.0	4.9	61.1	66.0	13.0	10.8	7.0	30.8			3.2

D_5	D_{10}	D_{15}	D_{20}	D_{30}	D_{40}	D_{50}	D_{60}	D_{80}	D_{85}	D_{90}	D_{95}
0.1401	0.4126	0.9174	1.7794	3.9920	5.8271	7.5697	9.3421	13.4318	14.8055	16.5207	18.9889

Fineness Modulus	C_u	C_c
5.45	22.64	4.13

Alpha Analytical

Particle Size Distribution Report

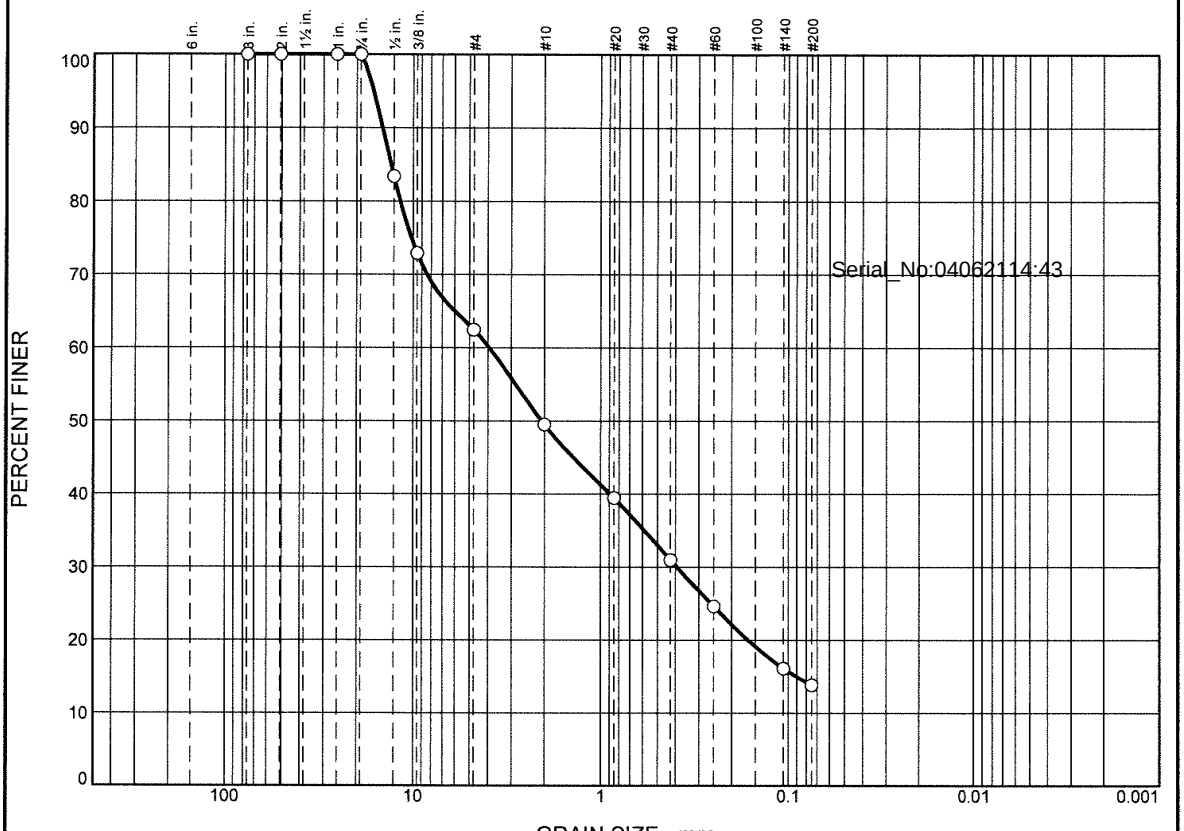

	% +3"	% Gravel		% Sand			% Fines	
		Coarse	Fine	Coarse	Medium	Fine	Silt	Clay
○	0.0	0.0	37.5	13.0	18.5	17.2	13.8	

	LL	PL	D_{85}	D_{60}	D_{50}	D_{30}	D_{15}	D_{10}	C_c	C_u
○			13.1482	3.9324	2.0682	0.3920	0.0903			

Material Description	USCS	AASHTO
○		

Project No. **Client:**
Project:

○ **Source of Sample:** SED-5 (0-6) **Sample Number:** L2114132-08

Alpha Analytical

Mansfield, MA

Remarks:

Figure

GRAIN SIZE DISTRIBUTION TEST DATA

4/6/2021

Location: SED-5 (0-6)
Sample Number: L2114132-08

Sieve Test Data

Post #200 Wash Test Weights (grams): **Dry Sample and Tare =** 202.56
Tare Wt. = 0.00
Minus #200 from wash = 0.0%

Dry Sample and Tare (grams)	Tare (grams)	Sieve Opening Size	Weight Retained (grams)	Sieve Weight (grams)	Percent Finer
202.56	0.00	3"	0.00	0.00	100.0
		2"	0.00	0.00	100.0
		1"	0.00	0.00	100.0
		0.75"	0.00	0.00	100.0
		0.50"	33.67	0.00	83.4
		0.375"	21.21	0.00	72.9
		#4	21.12	0.00	62.5
		#10	26.26	0.00	49.5
		#20	20.34	0.00	39.5
		#40	17.17	0.00	31.0
		#60	12.87	0.00	24.6
		#140	17.26	0.00	16.1
		#200	4.66	0.00	13.8

Serial_No:04062114:43

Fractional Components

Cobbles	Gravel			Sand				Fines		
	Coarse	Fine	Total	Coarse	Medium	Fine	Total	Silt	Clay	Total
0.0	0.0	37.5	37.5	13.0	18.5	17.2	48.7			13.8

D_5	D_{10}	D_{15}	D_{20}	D_{30}	D_{40}	D_{50}	D_{60}	D_{80}	D_{85}	D_{90}	D_{95}
		0.0903	0.1635	0.3920	0.8904	2.0682	3.9324	11.7439	13.1482	14.5688	16.2433

Fineness Modulus
3.88

Alpha Analytical

Particle Size Distribution Report

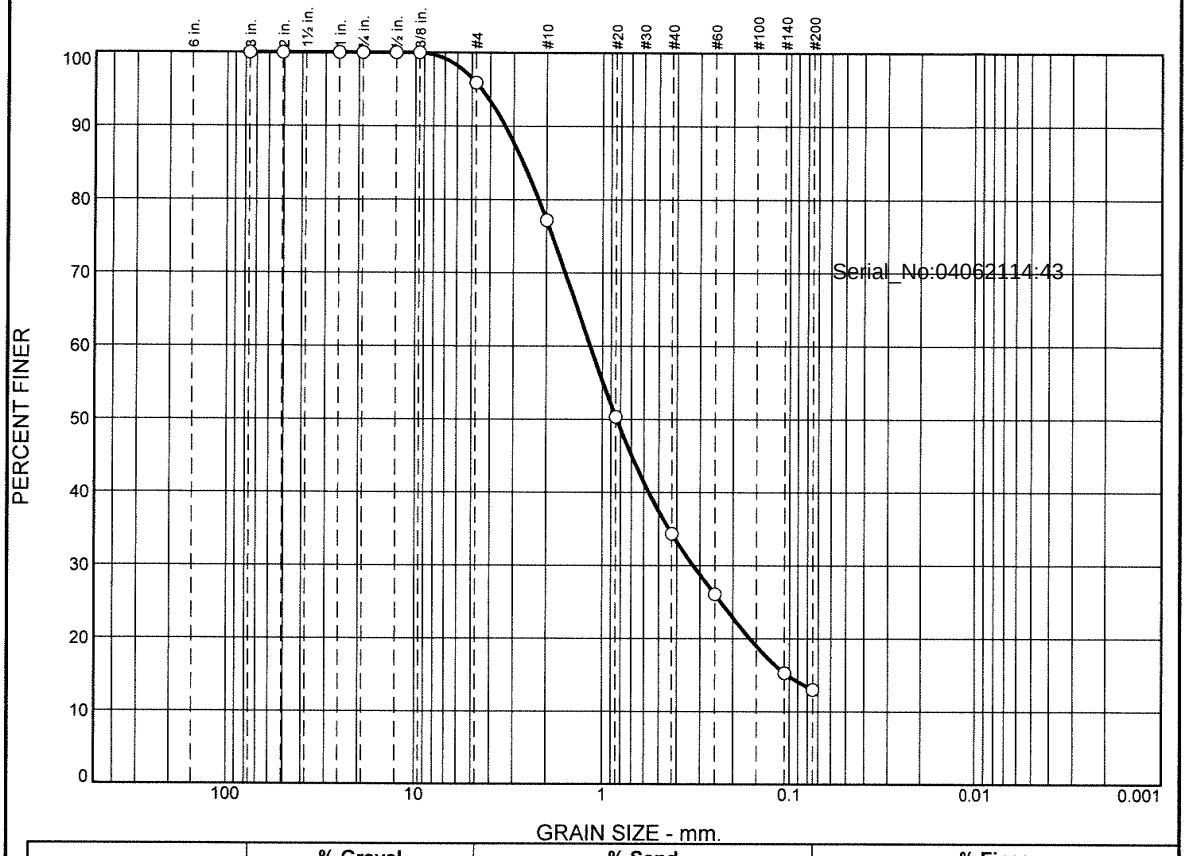

	% +3"	% Gravel		% Sand			% Fines	
		Coarse	Fine	Coarse	Medium	Fine	Silt	Clay
○	0.0	0.0	4.1	18.7	42.9	21.3	13.0	

	LL	PL	D_{85}	D_{60}	D_{50}	D_{30}	D_{15}	D_{10}	C_c	C_u
○			2.6681	1.1636	0.8391	0.3264	0.1023			

	Material Description	USCS	AASHTO
○			

Project No. **Client:**
Project:

○ **Source of Sample:** SED-6 (0-6) **Sample Number:** L2114132-09

Remarks:

Alpha Analytical

Mansfield, MA

Figure

GRAIN SIZE DISTRIBUTION TEST DATA

4/6/2021

Location: SED-6 (0-6)
Sample Number: L2114132-09

Sieve Test Data

Post #200 Wash Test Weights (grams): **Dry Sample and Tare =** 9.55
Tare Wt. = 0.00
Minus #200 from wash = 0.0%

Dry Sample and Tare (grams)	Tare (grams)	Sieve Opening Size	Weight Retained (grams)	Sieve Weight (grams)	Percent Finer
9.55	0.00	3"	0.00	0.00	100.0
		2"	0.00	0.00	100.0
		1"	0.00	0.00	100.0
		0.75"	0.00	0.00	100.0
		0.50"	0.00	0.00	100.0
		0.375"	0.00	0.00	100.0
		#4	0.39	0.00	95.9
		#10	1.79	0.00	77.2
		#20	2.56	0.00	50.4
		#40	1.53	0.00	34.3
		#60	0.79	0.00	26.1
		#140	1.03	0.00	15.3
		#200	0.22	0.00	13.0

Serial_No:04062114:43

Fractional Components

Cobbles	Gravel			Sand				Fines		
	Coarse	Fine	Total	Coarse	Medium	Fine	Total	Silt	Clay	Total
0.0	0.0	4.1	4.1	18.7	42.9	21.3	82.9			13.0

D_5	D_{10}	D_{15}	D_{20}	D_{30}	D_{40}	D_{50}	D_{60}	D_{80}	D_{85}	D_{90}	D_{95}
		0.1023	0.1625	0.3264	0.5640	0.8391	1.1636	2.2070	2.6681	3.3280	4.4358

Fineness Modulus
2.73

Alpha Analytical

Particle Size Distribution Report

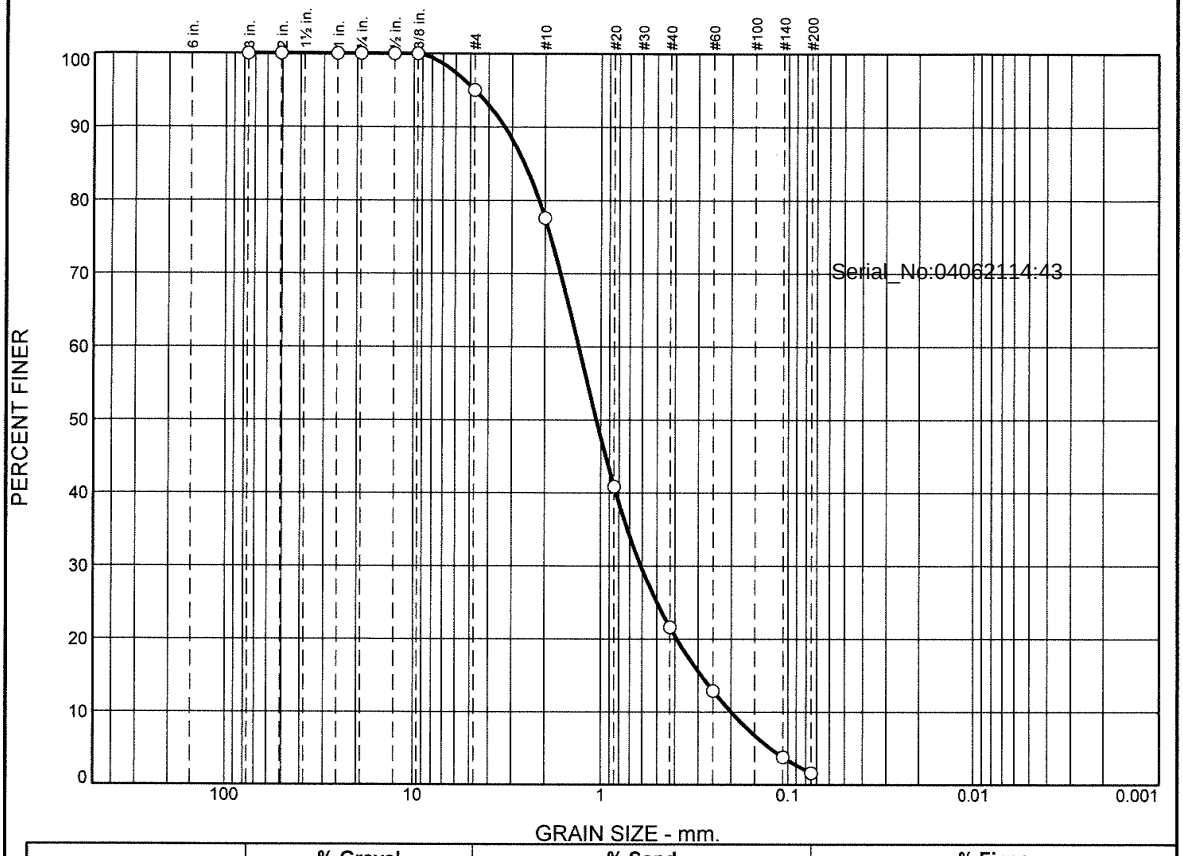

	% +3"	% Gravel		% Sand			% Fines	
		Coarse	Fine	Coarse	Medium	Fine	Silt	Clay
○	0.0	0.0	5.0	17.4	56.0	20.0	1.6	

	LL	PL	D_{85}	D_{60}	D_{50}	D_{30}	D_{15}	D_{10}	C_c	C_u
○			2.5729	1.3150	1.0565	0.6094	0.2892	0.2002	1.41	6.57

	Material Description	USCS	AASHTO
○		SW	

Project No. **Client:**
Project:

○ **Source of Sample:** SED-7 (0-6) **Sample Number:** L2114132-11

Remarks:

Alpha Analytical

Mansfield, MA

Figure

GRAIN SIZE DISTRIBUTION TEST DATA

4/6/2021

Location: SED-7 (0-6)
Sample Number: L2114132-11
USCS Classification: SW

Sieve Test Data

Post #200 Wash Test Weights (grams): **Dry Sample and Tare =** 5.04
Tare Wt. = 0.00
Minus #200 from wash = 0.0%

Dry Sample and Tare (grams)	Tare (grams)	Sieve Opening Size	Weight Retained (grams)	Sieve Weight (grams)	Percent Finer
5.04	0.00	3"	0.00	0.00	100.0
		2"	0.00	0.00	100.0
		1"	0.00	0.00	100.0
		0.75"	0.00	0.00	100.0
		0.50"	0.00	0.00	100.0
		0.375"	0.00	0.00	100.0
		#4	0.25	0.00	95.0
		#10	0.88	0.00	77.6
		#20	1.85	0.00	40.9
		#40	0.97	0.00	21.6
		#60	0.44	0.00	12.9
		#140	0.46	0.00	3.8
		#200	0.11	0.00	1.6

Serial_No:04062114:43

Fractional Components

Cobbles	Gravel			Sand				Fines		
	Coarse	Fine	Total	Coarse	Medium	Fine	Total	Silt	Clay	Total
0.0	0.0	5.0	5.0	17.4	56.0	20.0	93.4			1.6

D_5	D_{10}	D_{15}	D_{20}	D_{30}	D_{40}	D_{50}	D_{60}	D_{80}	D_{85}	D_{90}	D_{95}
0.1239	0.2002	0.2892	0.3904	0.6094	0.8307	1.0565	1.3150	2.1510	2.5729	3.2810	4.7332

Fineness Modulus	C_u	C_c
3.15	6.57	1.41

Alpha Analytical

Particle Size Distribution Report

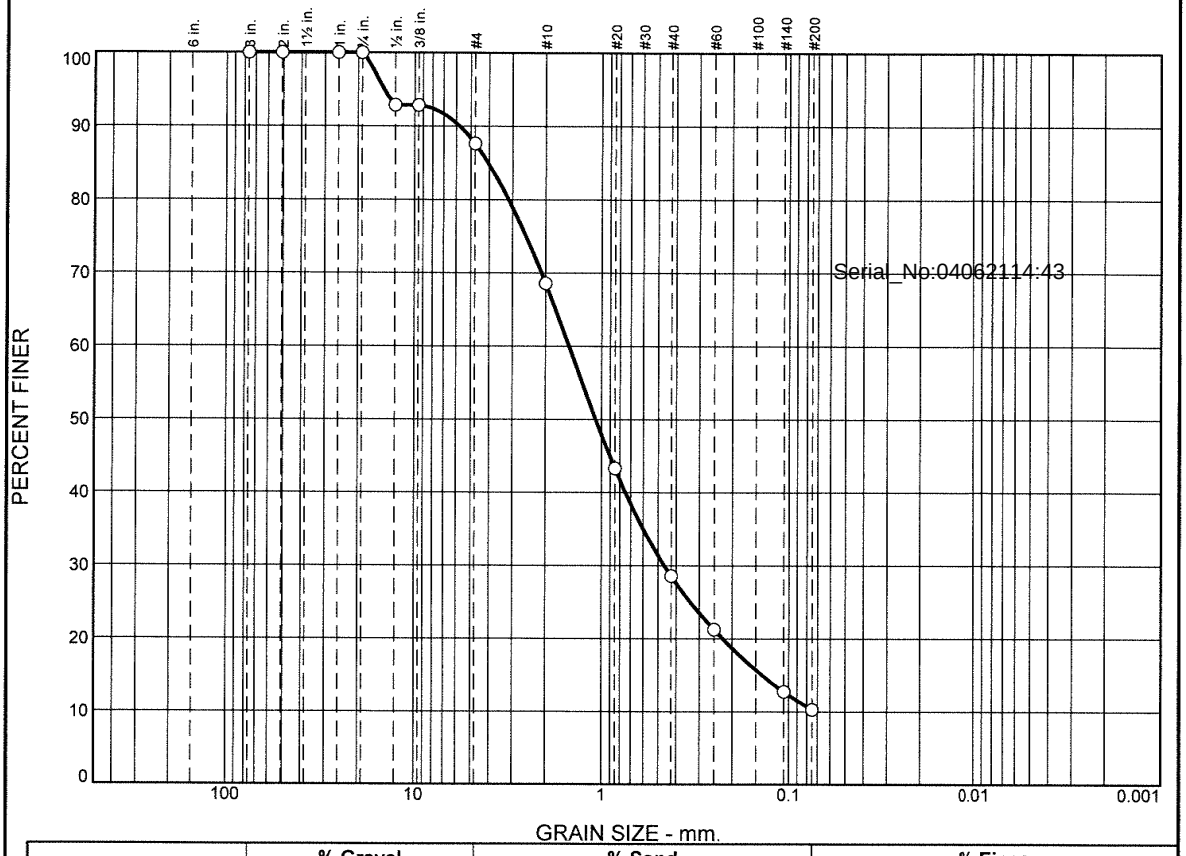

	% +3"	% Gravel		% Sand			% Fines	
		Coarse	Fine	Coarse	Medium	Fine	Silt	Clay
○	0.0	0.0	12.4	19.0	40.0	18.3	10.3	

	LL	PL	D_{85}	D_{60}	D_{50}	D_{30}	D_{15}	D_{10}	C_c	C_u
○			4.0533	1.4964	1.0767	0.4624	0.1386			

Material Description	USCS	AASHTO
○		

Project No. **Client:**
Project:

○ **Source of Sample:** SED-8 (0-6) **Sample Number:** L2114132-13

Alpha Analytical

Mansfield, MA

Remarks:

Figure

GRAIN SIZE DISTRIBUTION TEST DATA

4/6/2021

Location: SED-8 (0-6)
Sample Number: L2114132-13

Sieve Test Data

Post #200 Wash Test Weights (grams): **Dry Sample and Tare =** 10.92
Tare Wt. = 0.00
Minus #200 from wash = 0.0%

Dry Sample and Tare (grams)	Tare (grams)	Sieve Opening Size	Weight Retained (grams)	Sieve Weight (grams)	Percent Finer
10.92	0.00	3"	0.00	0.00	100.0
		2"	0.00	0.00	100.0
		1"	0.00	0.00	100.0
		0.75"	0.00	0.00	100.0
		0.50"	0.78	0.00	92.9
		0.375"	0.00	0.00	92.9
		#4	0.57	0.00	87.6
		#10	2.08	0.00	68.6
		#20	2.76	0.00	43.3
		#40	1.61	0.00	28.6
		#60	0.80	0.00	21.2
		#140	0.93	0.00	12.7
		#200	0.27	0.00	10.3

Serial_No:04062114:43

Fractional Components

Cobbles	Gravel			Sand				Fines		
	Coarse	Fine	Total	Coarse	Medium	Fine	Total	Silt	Clay	Total
0.0	0.0	12.4	12.4	19.0	40.0	18.3	77.3			10.3

D_5	D_{10}	D_{15}	D_{20}	D_{30}	D_{40}	D_{50}	D_{60}	D_{80}	D_{85}	D_{90}	D_{95}
		0.1386	0.2248	0.4624	0.7465	1.0767	1.4964	3.1522	4.0533	5.7679	14.5513

Fineness Modulus
3.19

Alpha Analytical

Particle Size Distribution Report

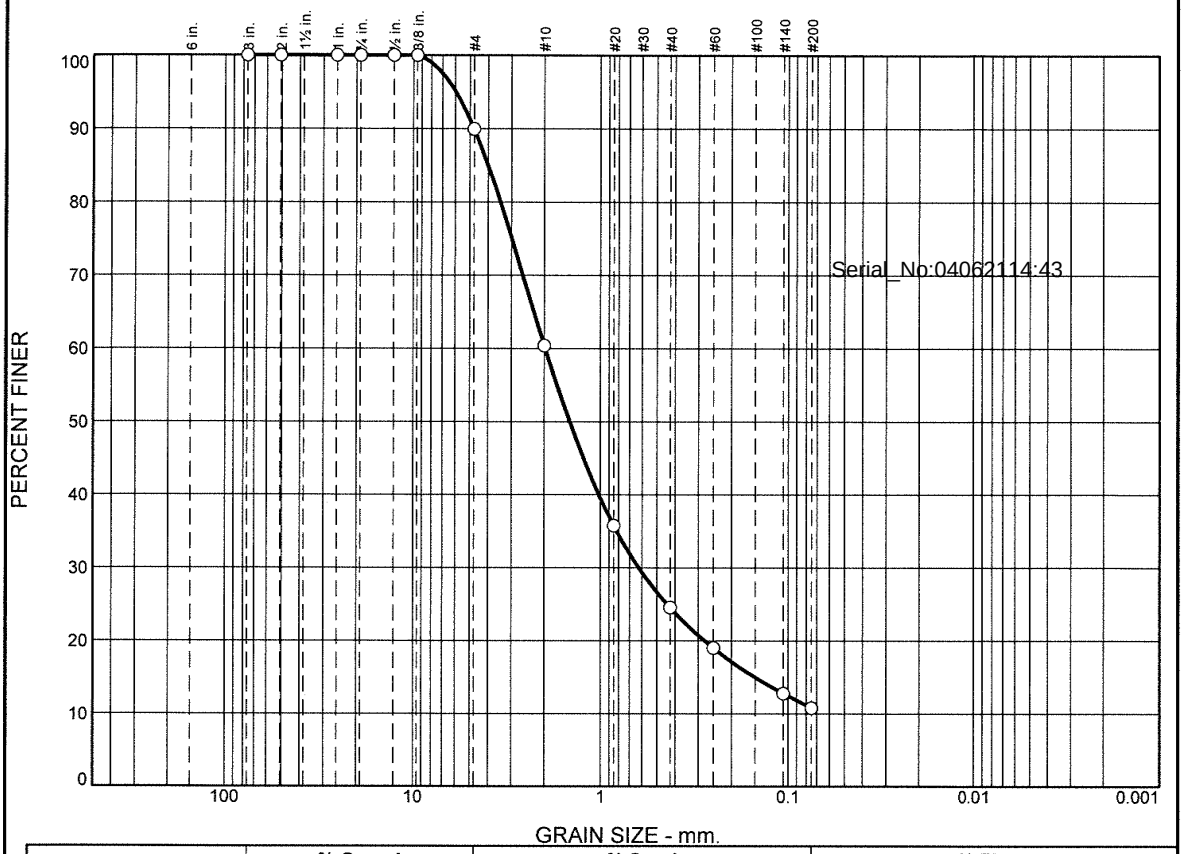

	% +3"	% Gravel		% Sand			% Fines	
		Coarse	Fine	Coarse	Medium	Fine	Silt	Clay
○	0.0	0.0	10.0	29.6	35.8	13.8	10.8	

	LL	PL	D_{85}	D_{60}	D_{50}	D_{30}	D_{15}	D_{10}	C_c	C_u
○			4.0009	1.9776	1.4605	0.6247	0.1501			

Material Description	USCS	AASHTO
○		

Project No. **Client:**
Project:

○ **Source of Sample:** SED-9 (0-6) **Sample Number:** L2114132-15

Alpha Analytical

Mansfield, MA

Remarks:

Figure

GRAIN SIZE DISTRIBUTION TEST DATA

4/6/2021

Location: SED-9 (0-6)
Sample Number: L2114132-15

Sieve Test Data

Post #200 Wash Test Weights (grams): **Dry Sample and Tare =** 21.21
Tare Wt. = 0.00
Minus #200 from wash = 0.0%

Dry Sample and Tare (grams)	Tare (grams)	Sieve Opening Size	Weight Retained (grams)	Sieve Weight (grams)	Percent Finer
21.21	0.00	3"	0.00	0.00	100.0
		2"	0.00	0.00	100.0
		1"	0.00	0.00	100.0
		0.75"	0.00	0.00	100.0
		0.50"	0.00	0.00	100.0
		0.375"	0.00	0.00	100.0
		#4	2.13	0.00	90.0
		#10	6.27	0.00	60.4
		#20	5.22	0.00	35.8
		#40	2.38	0.00	24.6
		#60	1.18	0.00	19.0
		#140	1.32	0.00	12.8
		#200	0.42	0.00	10.8

Serial_No:04062114:43

Fractional Components

Cobbles	Gravel			Sand				Fines		
	Coarse	Fine	Total	Coarse	Medium	Fine	Total	Silt	Clay	Total
0.0	0.0	10.0	10.0	29.6	35.8	13.8	79.2			10.8

D_5	D_{10}	D_{15}	D_{20}	D_{30}	D_{40}	D_{50}	D_{60}	D_{80}	D_{85}	D_{90}	D_{95}
		0.1501	0.2786	0.6247	1.0198	1.4605	1.9776	3.4377	4.0009	4.7577	5.9515

Fineness Modulus
3.35

Alpha Analytical

Particle Size Distribution Report

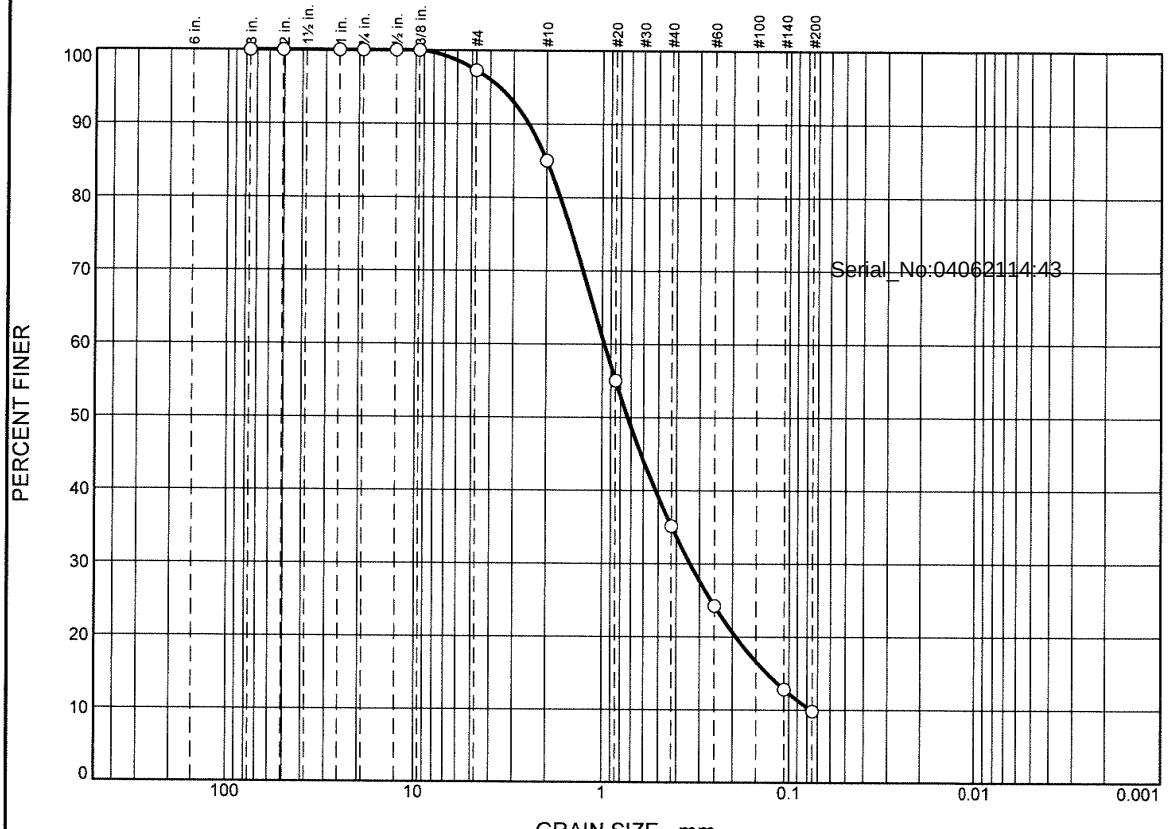

	% +3"	% Gravel		% Sand			% Fines	
		Coarse	Fine	Coarse	Medium	Fine	Silt	Clay
○	0.0	0.0	2.7	12.3	49.9	25.3	9.8	

	LL	PL	D_{85}	D_{60}	D_{50}	D_{30}	D_{15}	D_{10}	C_c	C_u
○			1.9990	0.9754	0.7306	0.3372	0.1309	0.0768	1.52	12.71

	Material Description	USCS	AASHTO
○			

Project No. **Client:**
Project:

○ **Source of Sample:** SED-10 (0-6) **Sample Number:** L2114132-17

Alpha Analytical

Mansfield, MA

Remarks:

Figure

GRAIN SIZE DISTRIBUTION TEST DATA

4/6/2021

Location: SED-10 (0-6)

Sample Number: L2114132-17

Sieve Test Data

Post #200 Wash Test Weights (grams): **Dry Sample and Tare =** 3.67
Tare Wt. = 0.00
Minus #200 from wash = 0.0%

Dry Sample and Tare (grams)	Tare (grams)	Sieve Opening Size	Weight Retained (grams)	Sieve Weight (grams)	Percent Finer
3.67	0.00	3"	0.00	0.00	100.0
		2"	0.00	0.00	100.0
		1"	0.00	0.00	100.0
		0.75"	0.00	0.00	100.0
		0.50"	0.00	0.00	100.0
		0.375"	0.00	0.00	100.0
		#4	0.10	0.00	97.3
		#10	0.45	0.00	85.0
		#20	1.10	0.00	55.0
		#40	0.73	0.00	35.1
		#60	0.40	0.00	24.3
		#140	0.42	0.00	12.8
		#200	0.11	0.00	9.8

Serial_No:04062114:43

Fractional Components

Cobbles	Gravel			Sand				Fines		
	Coarse	Fine	Total	Coarse	Medium	Fine	Total	Silt	Clay	Total
0.0	0.0	2.7	2.7	12.3	49.9	25.3	87.5			9.8

D_5	D_{10}	D_{15}	D_{20}	D_{30}	D_{40}	D_{50}	D_{60}	D_{80}	D_{85}	D_{90}	D_{95}
	0.0768	0.1309	0.1922	0.3372	0.5167	0.7306	0.9754	1.6887	1.9990	2.4962	3.5749

Fineness Modulus	C_u	C_c
2.58	12.71	1.52

Alpha Analytical

Particle Size Distribution Report

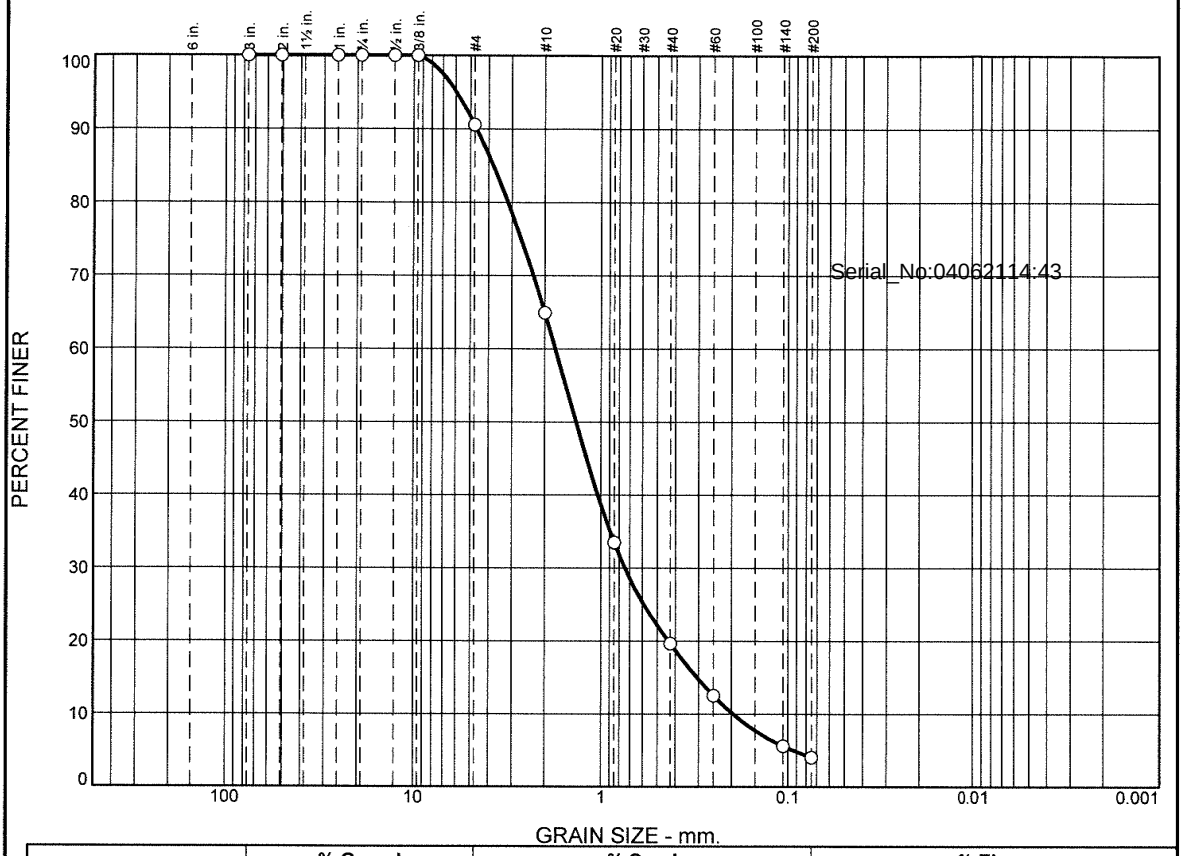

	% +3"	% Gravel		% Sand			% Fines	
		Coarse	Fine	Coarse	Medium	Fine	Silt	Clay
○	0.0	0.0	9.4	25.7	45.2	15.7	4.0	

	LL	PL	D_{85}	D_{60}	D_{50}	D_{30}	D_{15}	D_{10}	C_c	C_u
○			3.7701	1.7564	1.3607	0.7443	0.3056	0.1963	1.61	8.95

	Material Description	USCS	AASHTO
○		SW	

Project No. **Client:**
Project:

○ **Source of Sample:** SED-11 (0-6) **Sample Number:** L2114132-19

Alpha Analytical

Mansfield, MA

Remarks:

Figure

GRAIN SIZE DISTRIBUTION TEST DATA

4/6/2021

Location: SED-11 (0-6)
Sample Number: L2114132-19
USCS Classification: SW

Sieve Test Data

Post #200 Wash Test Weights (grams): **Dry Sample and Tare =** 5.19
Tare Wt. = 0.00
Minus #200 from wash = 0.0%

Dry Sample and Tare (grams)	Tare (grams)	Sieve Opening Size	Weight Retained (grams)	Sieve Weight (grams)	Percent Finer
5.19	0.00	3"	0.00	0.00	100.0
		2"	0.00	0.00	100.0
		1"	0.00	0.00	100.0
		0.75"	0.00	0.00	100.0
		0.50"	0.00	0.00	100.0
		0.375"	0.00	0.00	100.0
		#4	0.49	0.00	90.6
		#10	1.33	0.00	64.9
		#20	1.63	0.00	33.5
		#40	0.72	0.00	19.7
		#60	0.37	0.00	12.5
		#140	0.36	0.00	5.6
		#200	0.08	0.00	4.0

Serial_No:04062114:43

Fractional Components

Cobbles	Gravel			Sand				Fines		
	Coarse	Fine	Total	Coarse	Medium	Fine	Total	Silt	Clay	Total
0.0	0.0	9.4	9.4	25.7	45.2	15.7	86.6			4.0

D_5	D_{10}	D_{15}	D_{20}	D_{30}	D_{40}	D_{50}	D_{60}	D_{80}	D_{85}	D_{90}	D_{95}
0.0938	0.1963	0.3056	0.4350	0.7443	1.0404	1.3607	1.7564	3.1479	3.7701	4.6320	5.9504

Fineness Modulus	C_u	C_c
3.46	8.95	1.61

Alpha Analytical

Particle Size Distribution Report

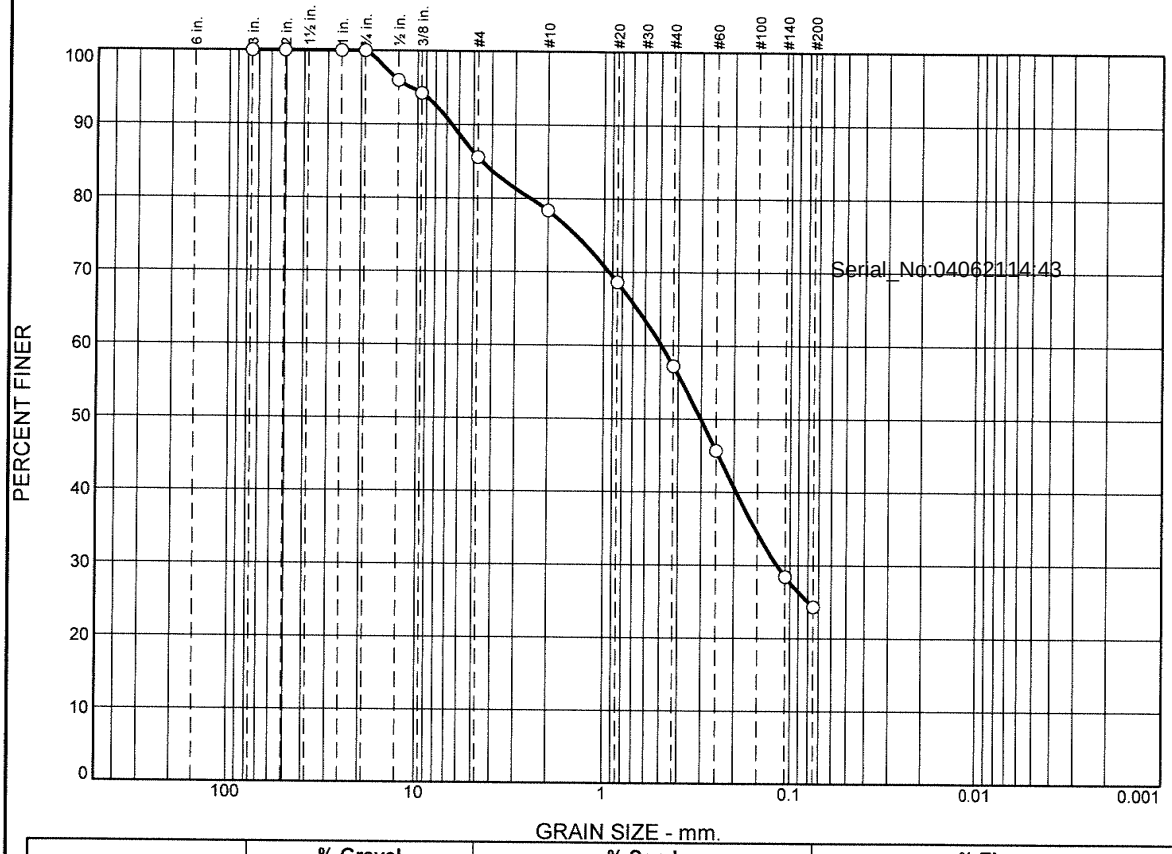

	% +3"	% Gravel		% Sand			% Fines	
		Coarse	Fine	Coarse	Medium	Fine	Silt	Clay
○	0.0	0.0	14.4	7.3	21.1	32.9	24.3	

	LL	PL	D_{85}	D_{60}	D_{50}	D_{30}	D_{15}	D_{10}	C_c	C_u
○			4.5246	0.4925	0.3025	0.1173				

	Material Description	USCS	AASHTO
○			

Project No. **Client:**
Project:

○ **Source of Sample:** REOCCUPY T4E (6-12) **Sample Number:** L2114132-21

Alpha Analytical

Mansfield, MA

Remarks:

Figure

GRAIN SIZE DISTRIBUTION TEST DATA

4/6/2021

Location: REOCCUPY T4E (6-12)

Sample Number: L2114132-21

Sieve Test Data

Post #200 Wash Test Weights (grams): **Dry Sample and Tare =** 136.79
Tare Wt. = 0.00
Minus #200 from wash = 0.0%

Dry Sample and Tare (grams)	Tare (grams)	Sieve Opening Size	Weight Retained (grams)	Sieve Weight (grams)	Percent Finer
136.79	0.00	3"	0.00	0.00	100.0
		2"	0.00	0.00	100.0
		1"	0.00	0.00	100.0
		0.75"	0.00	0.00	100.0
		0.50"	5.51	0.00	96.0
		0.375"	2.38	0.00	94.2
		#4	11.85	0.00	85.6
		#10	9.89	0.00	78.3
		#20	13.30	0.00	68.6
		#40	15.59	0.00	57.2
		#60	15.79	0.00	45.7
		#140	23.56	0.00	28.5
		#200	5.66	0.00	24.3

Serial_No:04062114:43

Fractional Components

Cobbles	Gravel			Sand				Fines		
	Coarse	Fine	Total	Coarse	Medium	Fine	Total	Silt	Clay	Total
0.0	0.0	14.4	14.4	7.3	21.1	32.9	61.3			24.3

D_5	D_{10}	D_{15}	D_{20}	D_{30}	D_{40}	D_{50}	D_{60}	D_{80}	D_{85}	D_{90}	D_{95}
				0.1173	0.1946	0.3025	0.4925	2.4880	4.5246	6.5680	10.8754

Fineness Modulus
2.20

Alpha Analytical

Particle Size Distribution Report

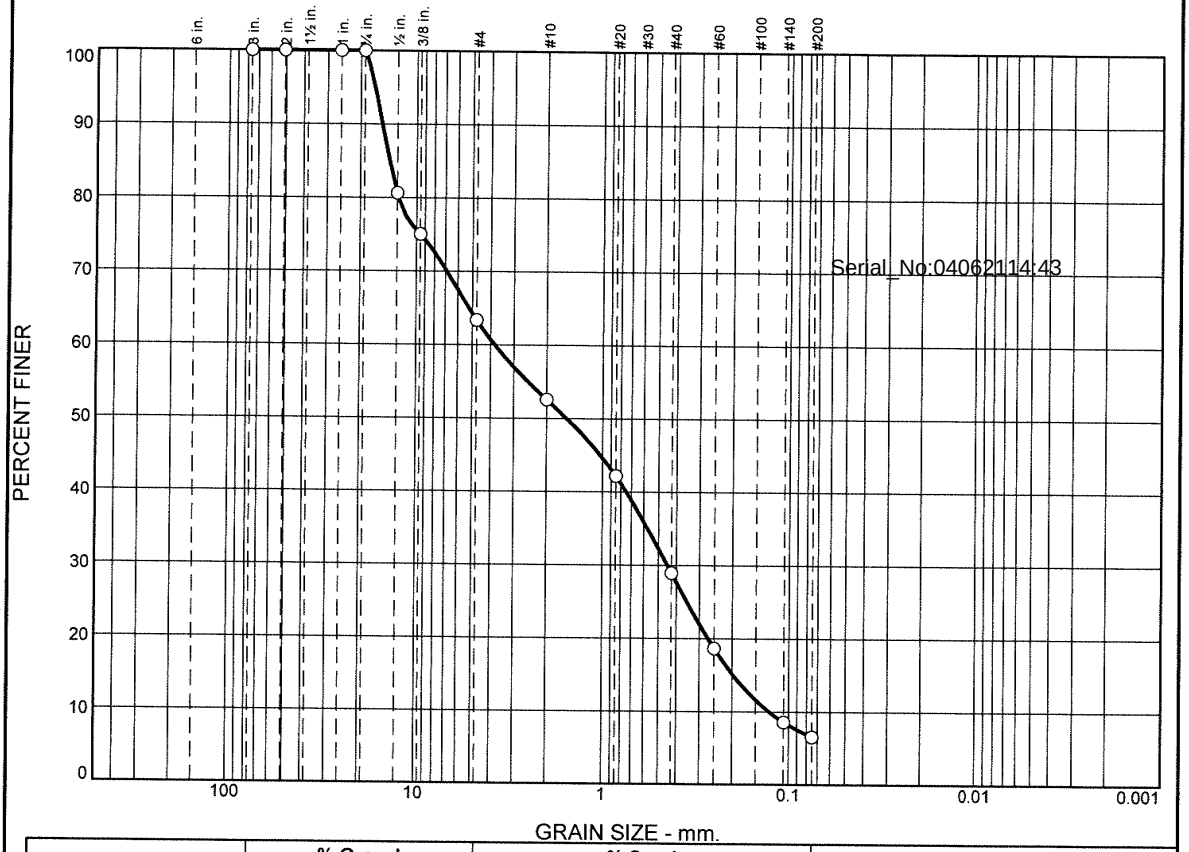

	% +3"	% Gravel		% Sand			% Fines	
		Coarse	Fine	Coarse	Medium	Fine	Silt	Clay
○	0.0	0.0	36.6	10.8	23.7	22.4	6.5	

	LL	PL	D_{85}	D_{60}	D_{50}	D_{30}	D_{15}	D_{10}	C_c	C_u
○			13.9585	3.8018	1.5644	0.4473	0.1976	0.1271	0.41	29.92

	Material Description	USCS	AASHTO
○			

Project No. **Client:**
Project:

○ **Source of Sample:** T4-1E (0-6) **Sample Number:** L2114132-22

Remarks:

Alpha Analytical

Mansfield, MA

Figure

GRAIN SIZE DISTRIBUTION TEST DATA

4/6/2021

Location: T4-1E (0-6)

Sample Number: L2114132-22

Sieve Test Data

Post #200 Wash Test Weights (grams): **Dry Sample and Tare =** 131.08
Tare Wt. = 0.00
Minus #200 from wash = 0.0%

Dry Sample and Tare (grams)	Tare (grams)	Sieve Opening Size	Weight Retained (grams)	Sieve Weight (grams)	Percent Finer
131.08	0.00	3"	0.00	0.00	100.0
		2"	0.00	0.00	100.0
		1"	0.00	0.00	100.0
		0.75"	0.00	0.00	100.0
		0.50"	25.40	0.00	80.6
		0.375"	7.32	0.00	75.0
		#4	15.27	0.00	63.4
		#10	14.19	0.00	52.6
		#20	13.61	0.00	42.2
		#40	17.35	0.00	28.9
		#60	13.51	0.00	18.6
		#140	13.20	0.00	8.6
		#200	2.66	0.00	6.5

Serial_No:04062114:43

Fractional Components

Cobbles	Gravel			Sand				Fines		
	Coarse	Fine	Total	Coarse	Medium	Fine	Total	Silt	Clay	Total
0.0	0.0	36.6	36.6	10.8	23.7	22.4	56.9			6.5

D_5	D_{10}	D_{15}	D_{20}	D_{30}	D_{40}	D_{50}	D_{60}	D_{80}	D_{85}	D_{90}	D_{95}
	0.1271	0.1976	0.2702	0.4473	0.7465	1.5644	3.8018	12.4850	13.9585	15.2777	16.7552

Fineness Modulus	C_u	C_c
3.91	29.92	0.41

Alpha Analytical

Particle Size Distribution Report

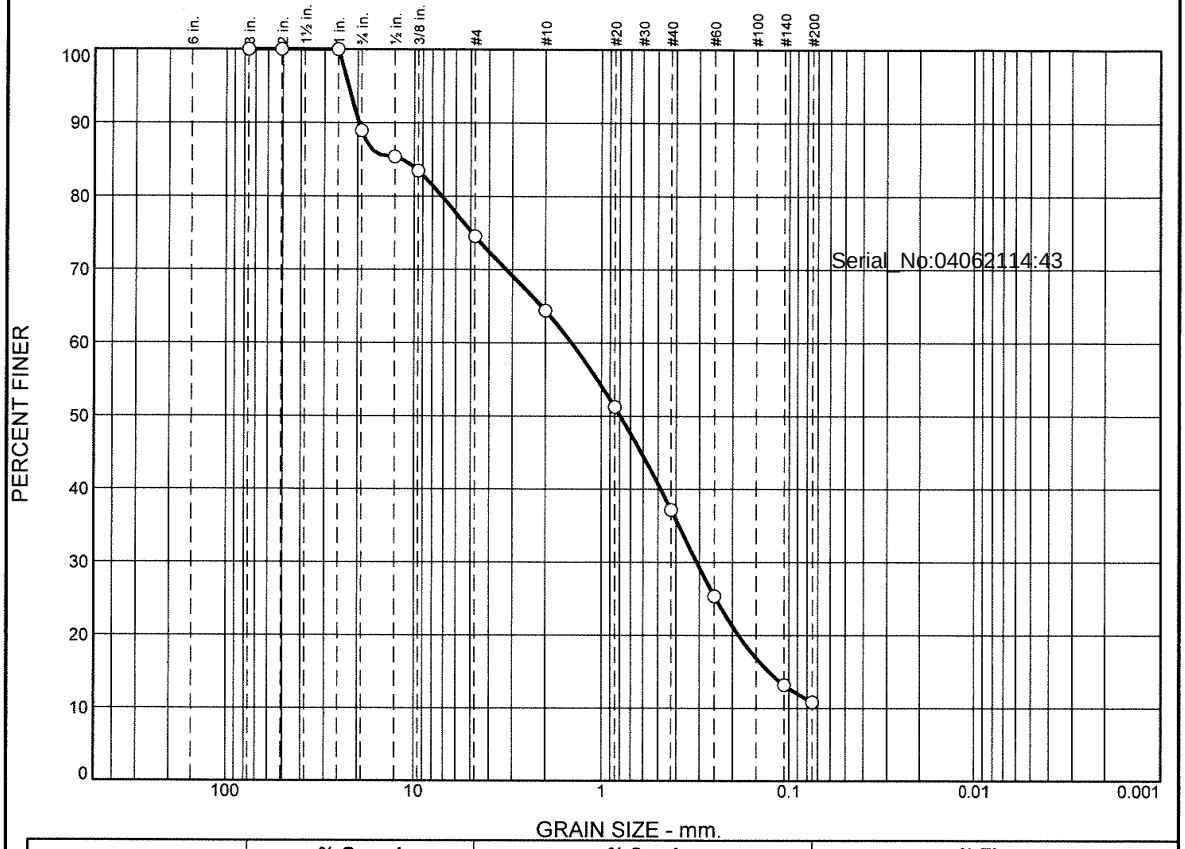

	% +3"	% Gravel		% Sand			% Fines	
		Coarse	Fine	Coarse	Medium	Fine	Silt	Clay
○	0.0	11.1	14.4	10.1	27.2	26.4	10.8	

	LL	PL	D_{85}	D_{60}	D_{50}	D_{30}	D_{15}	D_{10}	C_c	C_u
○			11.5514	1.4463	0.7938	0.3099	0.1282			

	Material Description	USCS	AASHTO
○			

Project No. **Client:**
Project:

○ **Source of Sample:** T4-1C (0-6) **Sample Number:** L2114132-23

Remarks:

Alpha Analytical

Mansfield, MA

Figure

GRAIN SIZE DISTRIBUTION TEST DATA

4/6/2021

Location: T4-1C (0-6)

Sample Number: L2114132-23

Sieve Test Data

Post #200 Wash Test Weights (grams): **Dry Sample and Tare =** 105.92
Tare Wt. = 0.00
Minus #200 from wash = 0.0%

Dry Sample and Tare (grams)	Tare (grams)	Sieve Opening Size	Weight Retained (grams)	Sieve Weight (grams)	Percent Finer
105.92	0.00	3"	0.00	0.00	100.0
		2"	0.00	0.00	100.0
		1"	0.00	0.00	100.0
		0.75"	11.72	0.00	88.9
		0.50"	3.77	0.00	85.4
		0.375"	2.04	0.00	83.4
		#4	9.44	0.00	74.5
		#10	10.71	0.00	64.4
		#20	13.95	0.00	51.3
		#40	14.90	0.00	37.2
		#60	12.51	0.00	25.4
		#140	12.93	0.00	13.2
		#200	2.49	0.00	10.8

Serial_No:04062114:43

Fractional Components

Cobbles	Gravel			Sand				Fines		
	Coarse	Fine	Total	Coarse	Medium	Fine	Total	Silt	Clay	Total
0.0	11.1	14.4	25.5	10.1	27.2	26.4	63.7			10.8

D_5	D_{10}	D_{15}	D_{20}	D_{30}	D_{40}	D_{50}	D_{60}	D_{80}	D_{85}	D_{90}	D_{95}
		0.1282	0.1859	0.3099	0.4828	0.7938	1.4463	7.1200	11.5514	19.6900	22.3075

Fineness Modulus
3.39

Alpha Analytical

Particle Size Distribution Report

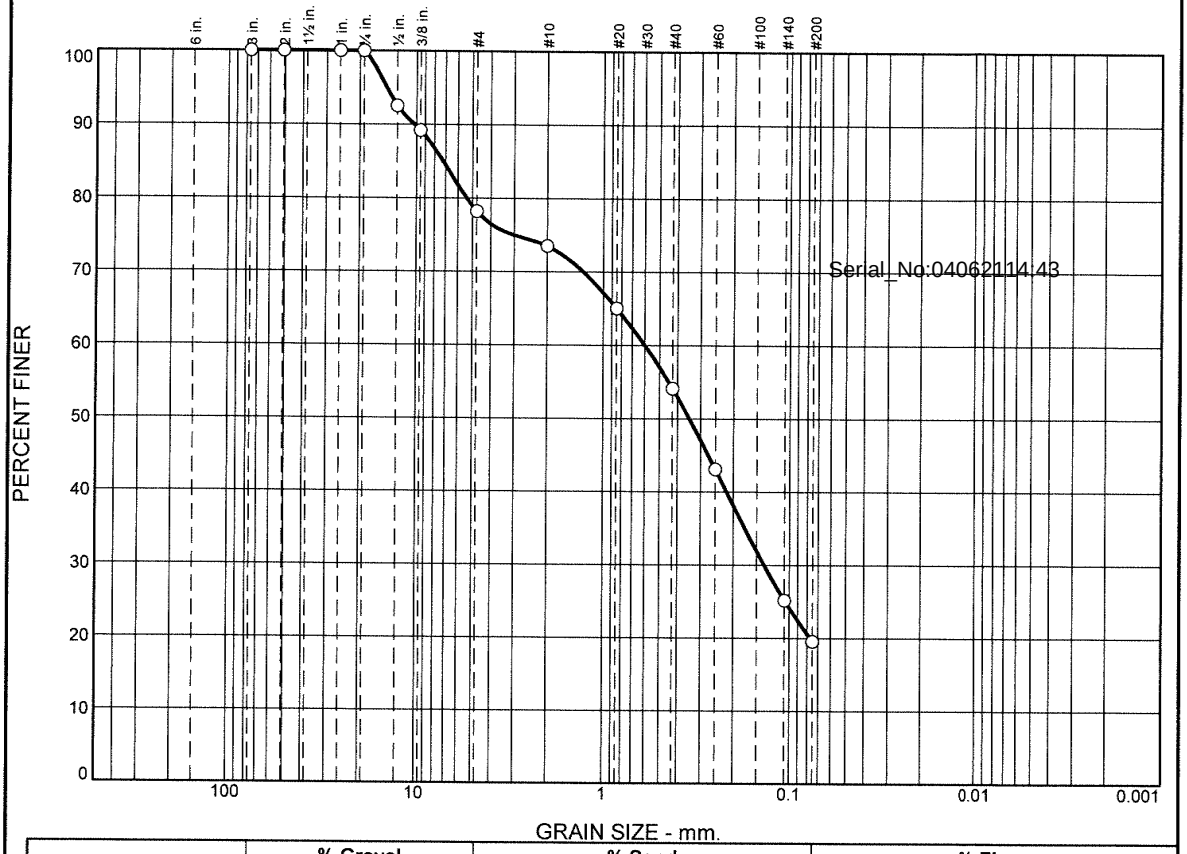

	% +3"	% Gravel		% Sand			% Fines	
		Coarse	Fine	Coarse	Medium	Fine	Silt	Clay
○	0.0	0.0	21.8	4.7	19.4	34.5	19.6	

	LL	PL	D_{85}	D_{60}	D_{50}	D_{30}	D_{15}	D_{10}	C_C	C_U
○			7.2085	0.5991	0.3447	0.1364				

Material Description	USCS	AASHTO
○		

Project No. **Client:**
Project:

○ **Source of Sample:** T4-1W (0-6) **Sample Number:** L2114132-25

Alpha Analytical

Mansfield, MA

Remarks:

Figure

GRAIN SIZE DISTRIBUTION TEST DATA

4/6/2021

Location: T4-1W (0-6)

Sample Number: L2114132-25

Sieve Test Data

Post #200 Wash Test Weights (grams): **Dry Sample and Tare =** 79.86
Tare Wt. = 0.00
Minus #200 from wash = 0.0%

Dry Sample and Tare (grams)	Tare (grams)	Sieve Opening Size	Weight Retained (grams)	Sieve Weight (grams)	Percent Finer
79.86	0.00	3"	0.00	0.00	100.0
		2"	0.00	0.00	100.0
		1"	0.00	0.00	100.0
		0.75"	0.00	0.00	100.0
		0.50"	5.97	0.00	92.5
		0.375"	2.65	0.00	89.2
		#4	8.78	0.00	78.2
		#10	3.75	0.00	73.5
		#20	6.77	0.00	65.0
		#40	8.71	0.00	54.1
		#60	8.81	0.00	43.1
		#140	14.30	0.00	25.2
		#200	4.50	0.00	19.6

Serial_No:04062114:43

Fractional Components

Cobbles	Gravel			Sand				Fines		
	Coarse	Fine	Total	Coarse	Medium	Fine	Total	Silt	Clay	Total
0.0	0.0	21.8	21.8	4.7	19.4	34.5	58.6			19.6

D_5	D_{10}	D_{15}	D_{20}	D_{30}	D_{40}	D_{50}	D_{60}	D_{80}	D_{85}	D_{90}	D_{95}
			0.0771	0.1364	0.2173	0.3447	0.5991	5.3890	7.2085	10.2631	14.4223

Fineness Modulus
2.50

Alpha Analytical

Particle Size Distribution Report

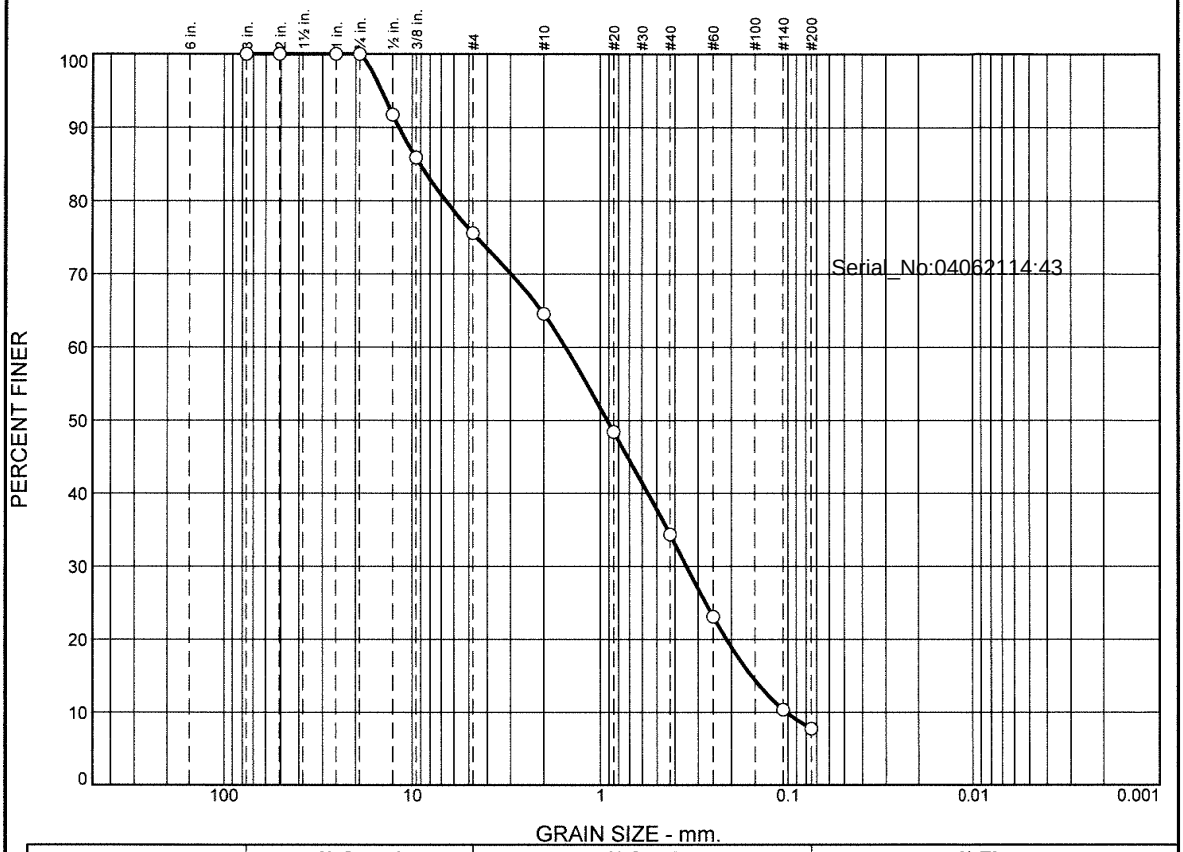

	% +3"	% Gravel		% Sand			% Fines	
		Coarse	Fine	Coarse	Medium	Fine	Silt	Clay
○	0.0	0.0	24.4	11.0	30.2	26.7	7.7	

	LL	PL	D_{85}	D_{60}	D_{50}	D_{30}	D_{15}	D_{10}	C_c	C_u
○			9.0622	1.5304	0.9187	0.3465	0.1563	0.1019	0.77	15.02

	Material Description	USCS	AASHTO
○			

Project No. **Client:**
Project:

○ **Source of Sample:** T4-2E (0-6) **Sample Number:** L2114132-27

Remarks:

Alpha Analytical

Mansfield, MA

Figure

GRAIN SIZE DISTRIBUTION TEST DATA

4/6/2021

Location: T4-2E (0-6)

Sample Number: L2114132-27

Sieve Test Data

Post #200 Wash Test Weights (grams): **Dry Sample and Tare =** 141.30
Tare Wt. = 0.00
Minus #200 from wash = 0.0%

Dry Sample and Tare (grams)	Tare (grams)	Sieve Opening Size	Weight Retained (grams)	Sieve Weight (grams)	Percent Finer
141.30	0.00	3"	0.00	0.00	100.0
		2"	0.00	0.00	100.0
		1"	0.00	0.00	100.0
		0.75"	0.00	0.00	100.0
		0.50"	11.68	0.00	91.7
		0.375"	8.27	0.00	85.9
		#4	14.54	0.00	75.6
		#10	15.58	0.00	64.6
		#20	22.79	0.00	48.4
		#40	19.82	0.00	34.4
		#60	15.95	0.00	23.1
		#140	18.04	0.00	10.4
		#200	3.72	0.00	7.7

Serial_No:04062114:43

Fractional Components

Cobbles	Gravel			Sand				Fines		
	Coarse	Fine	Total	Coarse	Medium	Fine	Total	Silt	Clay	Total
0.0	0.0	24.4	24.4	11.0	30.2	26.7	67.9			7.7

D_5	D_{10}	D_{15}	D_{20}	D_{30}	D_{40}	D_{50}	D_{60}	D_{80}	D_{85}	D_{90}	D_{95}
	0.1019	0.1563	0.2122	0.3465	0.5571	0.9187	1.5304	6.6124	9.0622	11.7575	14.5236

Fineness Modulus	C_u	C_c
3.34	15.02	0.77

Alpha Analytical

Particle Size Distribution Report

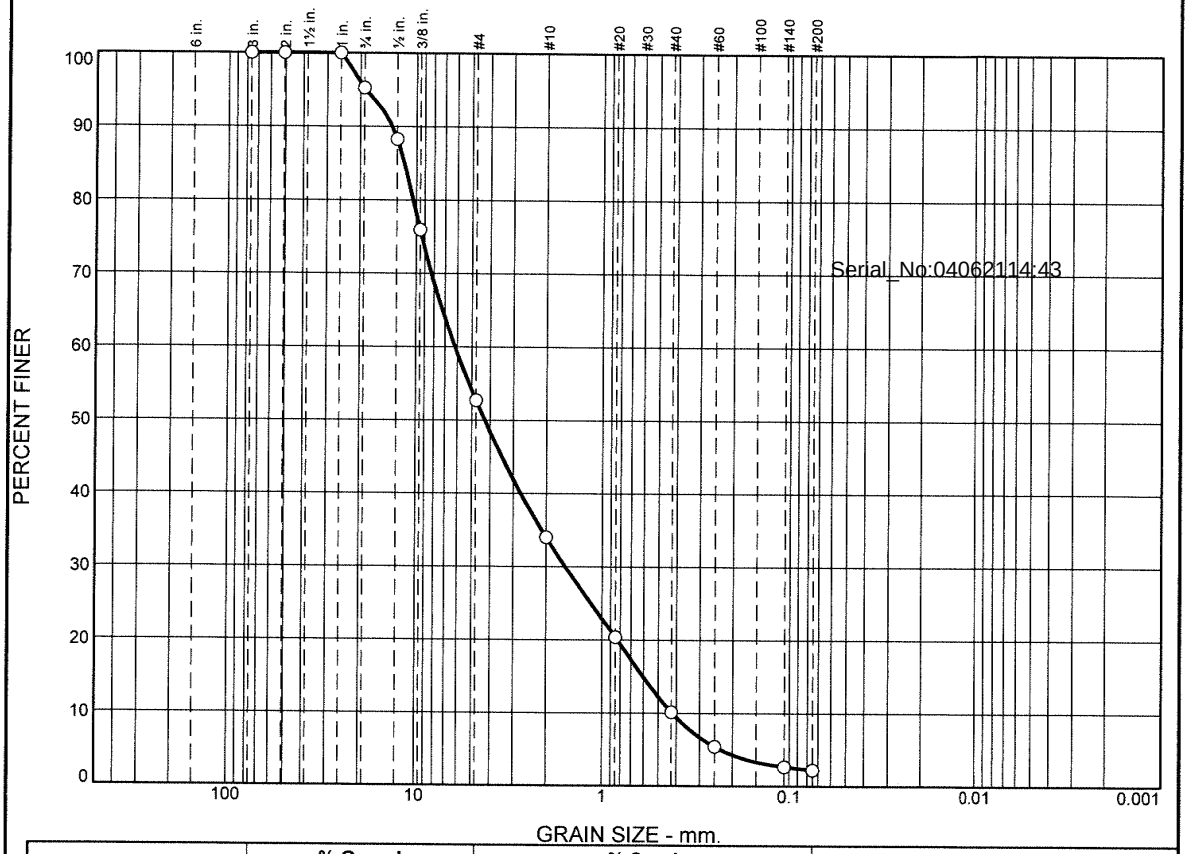

	% +3"	% Gravel		% Sand			% Fines	
		Coarse	Fine	Coarse	Medium	Fine	Silt	Clay
○	0.0	4.8	42.5	18.7	23.9	7.9	2.2	

	LL	PL	D_{85}	D_{60}	D_{50}	D_{30}	D_{15}	D_{10}	C_c	C_u
○			11.6281	6.1788	4.2654	1.5776	0.6033	0.4207	0.96	14.69

	Material Description	USCS	AASHTO
○		SP	

Project No. **Client:**
Project:

○ **Source of Sample:** T4-2C (0-6) **Sample Number:** L2114132-29

Alpha Analytical

Mansfield, MA

Remarks:

Figure

GRAIN SIZE DISTRIBUTION TEST DATA

4/6/2021

Location: T4-2C (0-6)
Sample Number: L2114132-29
USCS Classification: SP

Sieve Test Data

Post #200 Wash Test Weights (grams): **Dry Sample and Tare =** 193.35
Tare Wt. = 0.00
Minus #200 from wash = 0.0%

Dry Sample and Tare (grams)	Tare (grams)	Sieve Opening Size	Weight Retained (grams)	Sieve Weight (grams)	Percent Finer
193.35	0.00	3"	0.00	0.00	100.0
		2"	0.00	0.00	100.0
		1"	0.00	0.00	100.0
		0.75"	9.19	0.00	95.2
		0.50"	13.47	0.00	88.3
		0.375"	23.84	0.00	76.0
		#4	44.93	0.00	52.7
		#10	36.13	0.00	34.0
		#20	26.38	0.00	20.4
		#40	19.84	0.00	10.1
		#60	9.13	0.00	5.4
		#140	5.30	0.00	2.7
		#200	0.85	0.00	2.2

Serial_No:04062114:43

Fractional Components

Cobbles	Gravel			Sand				Fines		
	Coarse	Fine	Total	Coarse	Medium	Fine	Total	Silt	Clay	Total
0.0	4.8	42.5	47.3	18.7	23.9	7.9	50.5			2.2

D_5	D_{10}	D_{15}	D_{20}	D_{30}	D_{40}	D_{50}	D_{60}	D_{80}	D_{85}	D_{90}	D_{95}
0.2332	0.4207	0.6033	0.8295	1.5776	2.7348	4.2654	6.1788	10.3976	11.6281	13.4980	18.7266

Fineness Modulus	C_u	C_c
4.89	14.69	0.96

Alpha Analytical

Particle Size Distribution Report

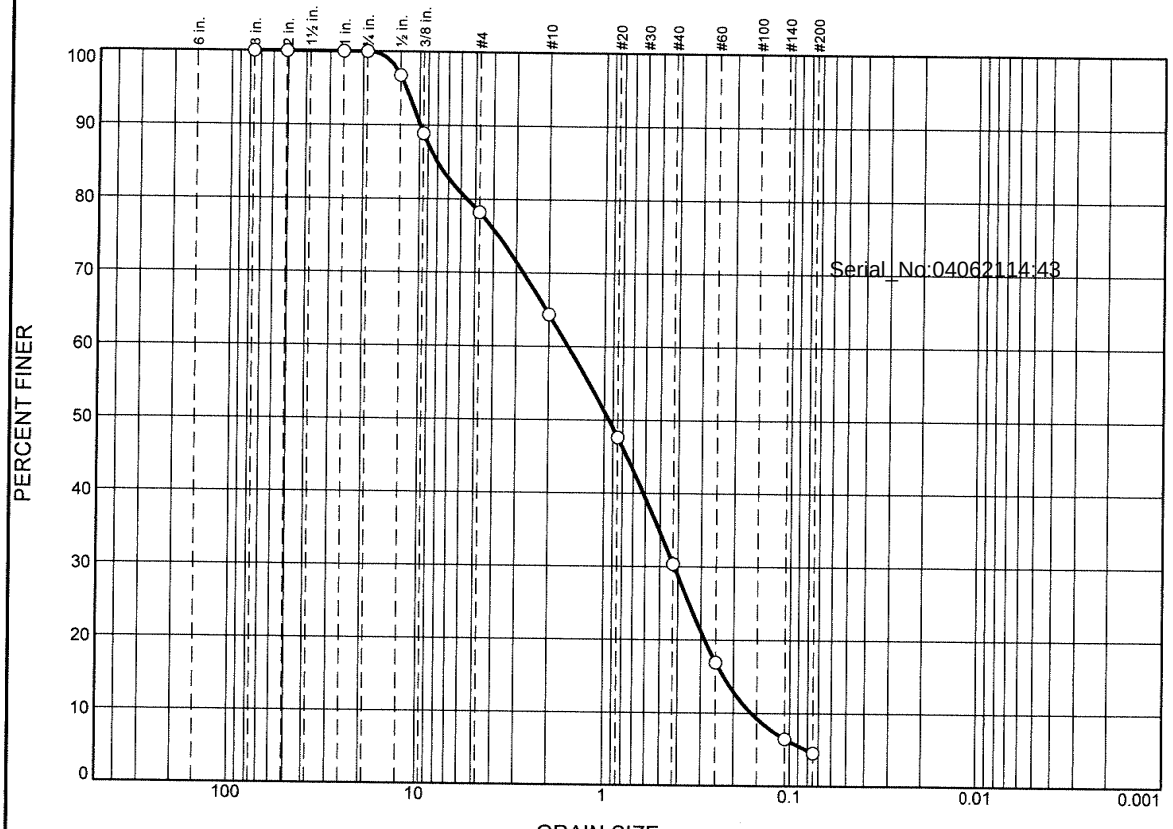

	% +3"	% Gravel		% Sand			% Fines	
		Coarse	Fine	Coarse	Medium	Fine	Silt	Clay
○	0.0	0.0	21.8	13.9	33.9	25.8	4.6	

	LL	PL	D_{85}	D_{60}	D_{50}	D_{30}	D_{15}	D_{10}	C_c	C_u
○			8.0129	1.5753	0.9471	0.4191	0.2267	0.1609	0.69	9.79

	Material Description	USCS	AASHTO
○		SP	

Project No. **Client:**
Project:

○ **Source of Sample:** T4-2W (0-6) **Sample Number:** L2114132-30

Alpha Analytical

Mansfield, MA

Remarks:

Figure

GRAIN SIZE DISTRIBUTION TEST DATA

4/6/2021

Location: T4-2W (0-6)
Sample Number: L2114132-30
USCS Classification: SP

Sieve Test Data

Post #200 Wash Test Weights (grams): **Dry Sample and Tare =** 105.61
Tare Wt. = 0.00
Minus #200 from wash = 0.0%

Dry Sample and Tare (grams)	Tare (grams)	Sieve Opening Size	Weight Retained (grams)	Sieve Weight (grams)	Percent Finer
105.61	0.00	3"	0.00	0.00	100.0
		2"	0.00	0.00	100.0
		1"	0.00	0.00	100.0
		0.75"	0.00	0.00	100.0
		0.50"	3.40	0.00	96.8
		0.375"	8.36	0.00	88.9
		#4	11.26	0.00	78.2
		#10	14.63	0.00	64.3
		#20	17.64	0.00	47.6
		#40	18.24	0.00	30.4
		#60	14.21	0.00	16.9
		#140	11.03	0.00	6.5
		#200	2.03	0.00	4.6

Serial_No:04062114:43

Fractional Components

Cobbles	Gravel			Sand				Fines		
	Coarse	Fine	Total	Coarse	Medium	Fine	Total	Silt	Clay	Total
0.0	0.0	21.8	21.8	13.9	33.9	25.8	73.6			4.6

D_5	D_{10}	D_{15}	D_{20}	D_{30}	D_{40}	D_{50}	D_{60}	D_{80}	D_{85}	D_{90}	D_{95}
0.0817	0.1609	0.2267	0.2865	0.4191	0.6151	0.9471	1.5753	5.5643	8.0129	9.9238	11.7975

Fineness Modulus	C_u	C_c
3.41	9.79	0.69

Alpha Analytical

Particle Size Distribution Report

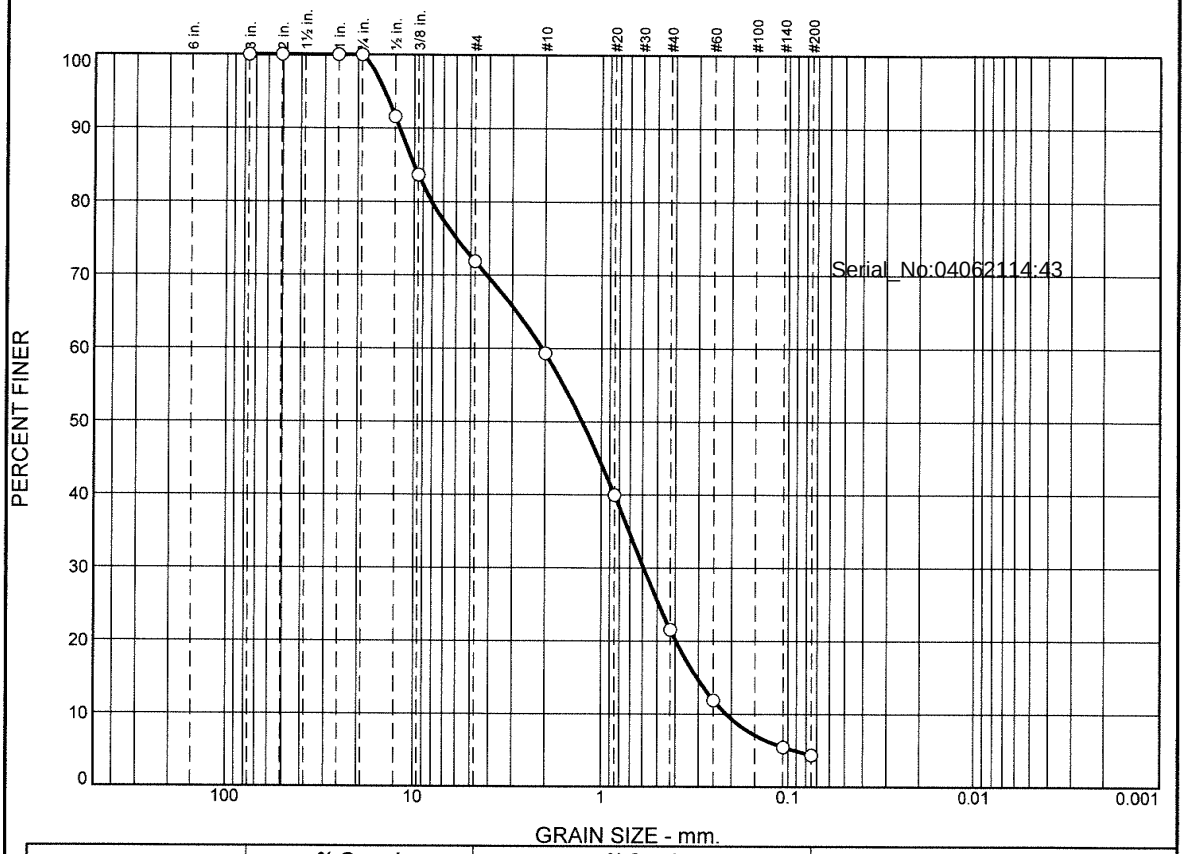

	% +3"	% Gravel		% Sand			% Fines	
		Coarse	Fine	Coarse	Medium	Fine	Silt	Clay
○	0.0	0.0	28.1	12.6	37.7	17.2	4.4	

	LL	PL	D_{85}	D_{60}	D_{50}	D_{30}	D_{15}	D_{10}	C_c	C_u
○			10.0290	2.0766	1.2696	0.5909	0.3068	0.2135	0.79	9.72

	Material Description	USCS	AASHTO
○		SP	

Project No. **Client:**
Project:

○ **Source of Sample:** T5-1E (0-6) **Sample Number:** L2114132-32

Alpha Analytical

Mansfield, MA

Remarks:

Figure

GRAIN SIZE DISTRIBUTION TEST DATA

4/6/2021

Location: T5-1E (0-6)
Sample Number: L2114132-32
USCS Classification: SP

Sieve Test Data

Post #200 Wash Test Weights (grams): **Dry Sample and Tare =** 177.35
Tare Wt. = 0.00
Minus #200 from wash = 0.0%

Dry Sample and Tare (grams)	Tare (grams)	Sieve Opening Size	Weight Retained (grams)	Sieve Weight (grams)	Percent Finer
177.35	0.00	3"	0.00	0.00	100.0
		2"	0.00	0.00	100.0
		1"	0.00	0.00	100.0
		0.75"	0.00	0.00	100.0
		0.50"	14.95	0.00	91.6
		0.375"	13.98	0.00	83.7
		#4	20.90	0.00	71.9
		#10	22.29	0.00	59.3
		#20	34.31	0.00	40.0
		#40	32.68	0.00	21.6
		#60	17.16	0.00	11.9
		#140	11.40	0.00	5.5
		#200	1.92	0.00	4.4

Serial_No:04062114:43

Fractional Components

Cobbles	Gravel			Sand				Fines		
	Coarse	Fine	Total	Coarse	Medium	Fine	Total	Silt	Clay	Total
0.0	0.0	28.1	28.1	12.6	37.7	17.2	67.5			4.4

D_5	D_{10}	D_{15}	D_{20}	D_{30}	D_{40}	D_{50}	D_{60}	D_{80}	D_{85}	D_{90}	D_{95}
0.0925	0.2135	0.3068	0.3966	0.5909	0.8504	1.2696	2.0766	8.0631	10.0290	12.0144	14.4196

Fineness Modulus	C_u	C_c
3.82	9.72	0.79

Alpha Analytical

Particle Size Distribution Report

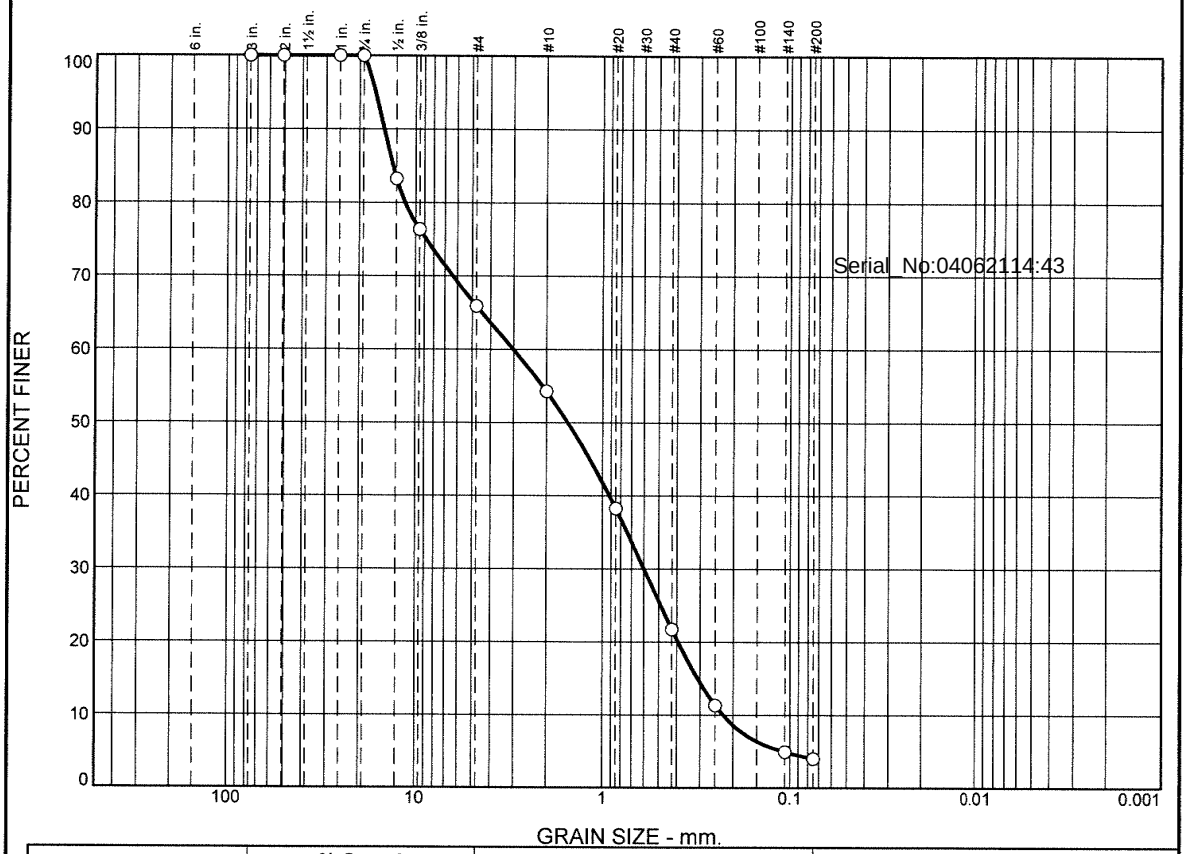

	% +3"	% Gravel		% Sand			% Fines	
		Coarse	Fine	Coarse	Medium	Fine	Silt	Clay
○	0.0	0.0	34.1	11.6	32.5	17.8	4.0	

	LL	PL	D_{85}	D_{60}	D_{50}	D_{30}	D_{15}	D_{10}	C_c	C_u
○			13.2576	3.0177	1.5372	0.5996	0.3100	0.2268	0.53	13.30

	Material Description	USCS	AASHTO
○		SP	

Project No. **Client:**
Project:

○ **Source of Sample:** T5-1C (0-6) **Sample Number:** L2114132-34

Alpha Analytical

Mansfield, MA

Remarks:

Figure

GRAIN SIZE DISTRIBUTION TEST DATA

4/6/2021

Location: T5-1C (0-6)
Sample Number: L2114132-34
USCS Classification: SP

Sieve Test Data

Post #200 Wash Test Weights (grams): **Dry Sample and Tare =** 130.24
Tare Wt. = 0.00
Minus #200 from wash = 0.0%

Dry Sample and Tare (grams)	Tare (grams)	Sieve Opening Size	Weight Retained (grams)	Sieve Weight (grams)	Percent Finer
130.24	0.00	3"	0.00	0.00	100.0
		2"	0.00	0.00	100.0
		1"	0.00	0.00	100.0
		0.75"	0.00	0.00	100.0
		0.50"	21.80	0.00	83.3
		0.375"	9.00	0.00	76.4
		#4	13.58	0.00	65.9
		#10	15.19	0.00	54.3
		#20	20.84	0.00	38.3
		#40	21.50	0.00	21.8
		#60	13.58	0.00	11.3
		#140	8.33	0.00	4.9
		#200	1.22	0.00	4.0

Serial_No:04062114:43

Fractional Components

Cobbles	Gravel			Sand				Fines		
	Coarse	Fine	Total	Coarse	Medium	Fine	Total	Silt	Clay	Total
0.0	0.0	34.1	34.1	11.6	32.5	17.8	61.9			4.0

D_5	D_{10}	D_{15}	D_{20}	D_{30}	D_{40}	D_{50}	D_{60}	D_{80}	D_{85}	D_{90}	D_{95}
0.1084	0.2268	0.3100	0.3936	0.5996	0.9195	1.5372	3.0177	11.4420	13.2576	14.7596	16.4151

Fineness Modulus	C_u	C_c
4.05	13.30	0.53

Alpha Analytical

Particle Size Distribution Report

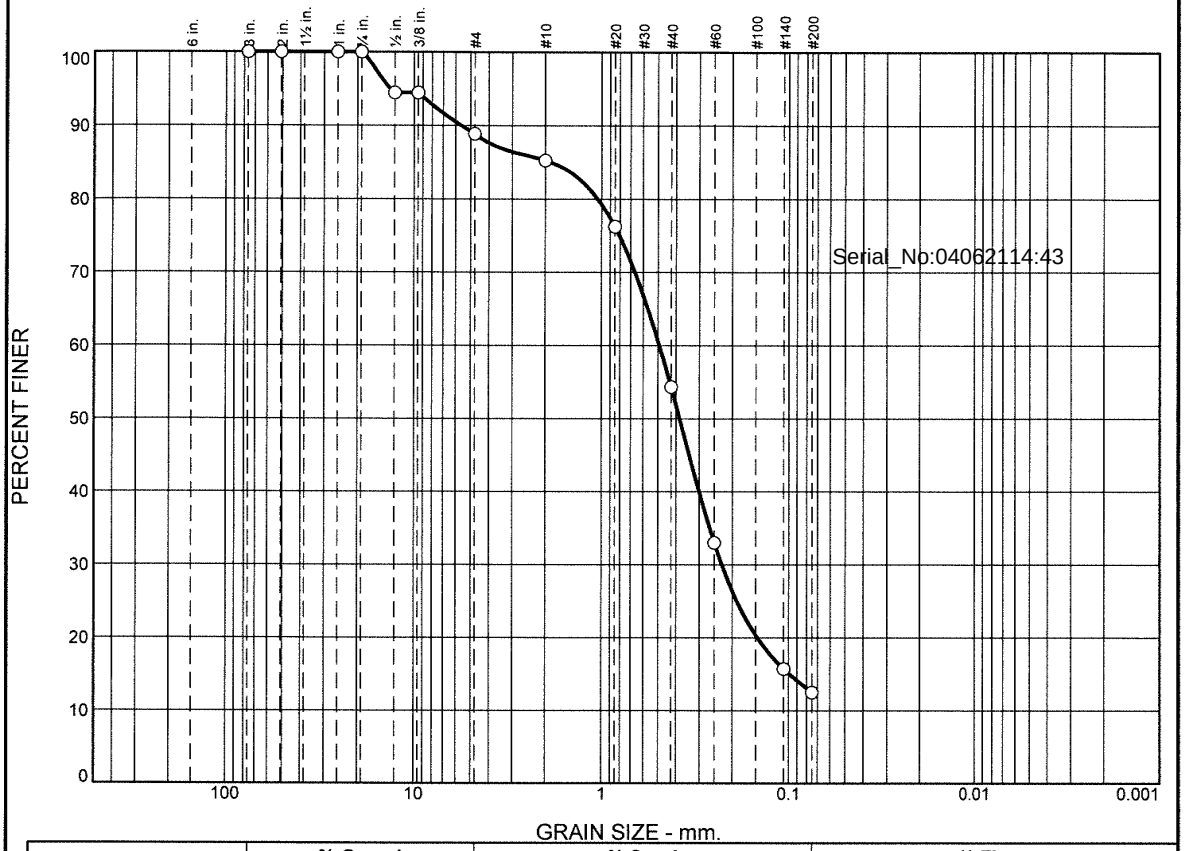

	% +3"	% Gravel		% Sand			% Fines	
		Coarse	Fine	Coarse	Medium	Fine	Silt	Clay
○	0.0	0.0	11.1	3.6	30.9	41.9	12.5	

	LL	PL	D_{85}	D_{60}	D_{50}	D_{30}	D_{15}	D_{10}	C_c	C_u
○			1.8696	0.4916	0.3824	0.2278	0.0989			

	Material Description	USCS	AASHTO
○			

Project No. **Client:**
Project:

○ **Source of Sample:** T5-1W (0-6) **Sample Number:** L2114132-35

Alpha Analytical

Mansfield, MA

Remarks:

Figure

GRAIN SIZE DISTRIBUTION TEST DATA

4/6/2021

Location: T5-1W (0-6)

Sample Number: L2114132-35

Sieve Test Data

Post #200 Wash Test Weights (grams): **Dry Sample and Tare =** 105.75
Tare Wt. = 0.00
Minus #200 from wash = 0.0%

Dry Sample and Tare (grams)	Tare (grams)	Sieve Opening Size	Weight Retained (grams)	Sieve Weight (grams)	Percent Finer
105.75	0.00	3"	0.00	0.00	100.0
		2"	0.00	0.00	100.0
		1"	0.00	0.00	100.0
		0.75"	0.00	0.00	100.0
		0.50"	5.88	0.00	94.4
		0.375"	0.00	0.00	94.4
		#4	5.88	0.00	88.9
		#10	3.83	0.00	85.3
		#20	9.53	0.00	76.2
		#40	23.15	0.00	54.4
		#60	22.58	0.00	33.0
		#140	18.28	0.00	15.7
		#200	3.43	0.00	12.5

Serial_No:04062114:43

Fractional Components

Cobbles	Gravel			Sand				Fines		
	Coarse	Fine	Total	Coarse	Medium	Fine	Total	Silt	Clay	Total
0.0	0.0	11.1	11.1	3.6	30.9	41.9	76.4			12.5

D_5	D_{10}	D_{15}	D_{20}	D_{30}	D_{40}	D_{50}	D_{60}	D_{80}	D_{85}	D_{90}	D_{95}
		0.0989	0.1468	0.2278	0.3010	0.3824	0.4916	1.0475	1.8696	5.6143	13.4718

Fineness Modulus
2.22

Alpha Analytical

Particle Size Distribution Report

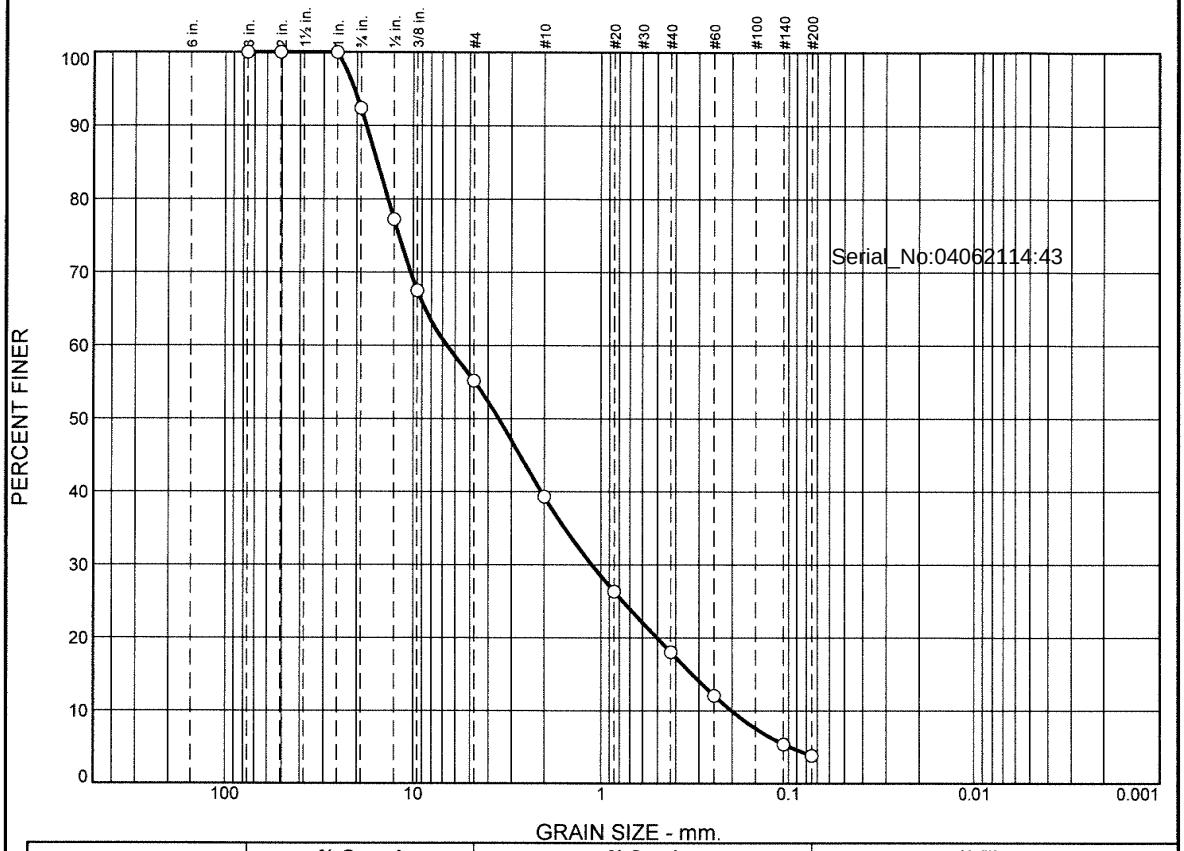

	% +3"	% Gravel		% Sand			% Fines	
		Coarse	Fine	Coarse	Medium	Fine	Silt	Clay
○	0.0	7.6	37.2	15.9	21.3	14.2	3.8	

	LL	PL	D_{85}	D_{60}	D_{50}	D_{30}	D_{15}	D_{10}	C_c	C_u
○			15.5486	6.6255	3.5056	1.1154	0.3274	0.2019	0.93	32.81

	Material Description	USCS	AASHTO
○		SP	

Project No. **Client:**
Project:

○ **Source of Sample:** T5-2E (0-6) **Sample Number:** L2114132-37

Alpha Analytical

Mansfield, MA

Remarks:

Figure

GRAIN SIZE DISTRIBUTION TEST DATA

4/6/2021

Location: T5-2E (0-6)
Sample Number: L2114132-37
USCS Classification: SP

Sieve Test Data

Post #200 Wash Test Weights (grams): **Dry Sample and Tare =** 161.52
Tare Wt. = 0.00
Minus #200 from wash = 0.0%

Dry Sample and Tare (grams)	Tare (grams)	Sieve Opening Size	Weight Retained (grams)	Sieve Weight (grams)	Percent Finer
161.52	0.00	3"	0.00	0.00	100.0
		2"	0.00	0.00	100.0
		1"	0.00	0.00	100.0
		0.75"	12.28	0.00	92.4
		0.50"	24.49	0.00	77.2
		0.375"	15.69	0.00	67.5
		#4	19.92	0.00	55.2
		#10	25.64	0.00	39.3
		#20	20.94	0.00	26.3
		#40	13.44	0.00	18.0
		#60	9.64	0.00	12.1
		#140	10.77	0.00	5.4
		#200	2.56	0.00	3.8

Serial_No:04062114:43

Fractional Components

Cobbles	Gravel			Sand				Fines		
	Coarse	Fine	Total	Coarse	Medium	Fine	Total	Silt	Clay	Total
0.0	7.6	37.2	44.8	15.9	21.3	14.2	51.4			3.8

D_5	D_{10}	D_{15}	D_{20}	D_{30}	D_{40}	D_{50}	D_{60}	D_{80}	D_{85}	D_{90}	D_{95}
0.0981	0.2019	0.3274	0.5033	1.1154	2.0766	3.5056	6.6255	13.6553	15.5486	17.7843	20.6528

Fineness Modulus	C_u	C_c
4.68	32.81	0.93

Alpha Analytical

Particle Size Distribution Report

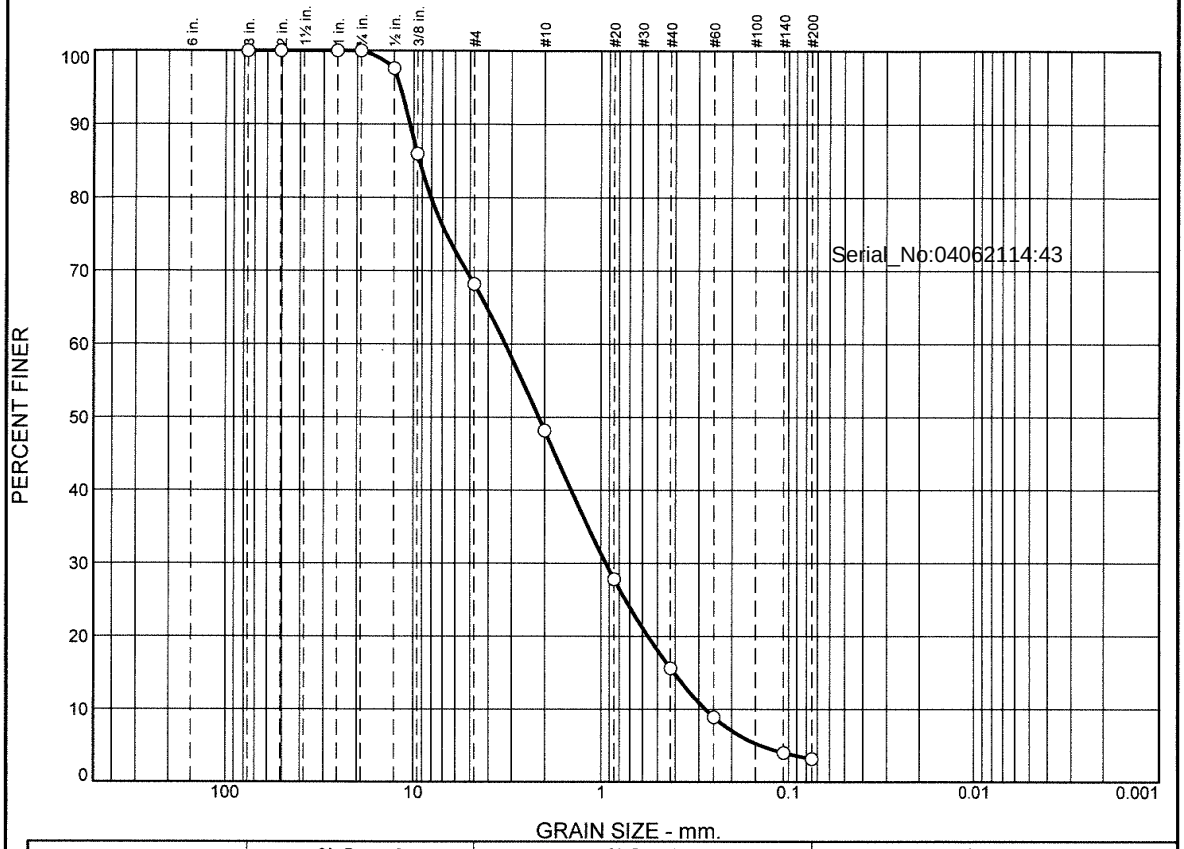

	% +3"	% Gravel		% Sand			% Fines	
		Coarse	Fine	Coarse	Medium	Fine	Silt	Clay
○	0.0	0.0	31.8	20.0	32.6	12.4	3.2	

	LL	PL	D_{85}	D_{60}	D_{50}	D_{30}	D_{15}	D_{10}	C_c	C_u
○			9.3028	3.2473	2.1504	0.9412	0.4080	0.2775	0.98	11.70

	Material Description	USCS	AASHTO
○		SP	

Project No. **Client:**
Project:

○ **Source of Sample:** T5-2C (0-6) **Sample Number:** L2114132-38

Alpha Analytical

Mansfield, MA

Remarks:

Figure

GRAIN SIZE DISTRIBUTION TEST DATA

4/6/2021

Location: T5-2C (0-6)
Sample Number: L2114132-38
USCS Classification: SP

Sieve Test Data

Post #200 Wash Test Weights (grams): **Dry Sample and Tare =** 139.61
Tare Wt. = 0.00
Minus #200 from wash = 0.0%

Dry Sample and Tare (grams)	Tare (grams)	Sieve Opening Size	Weight Retained (grams)	Sieve Weight (grams)	Percent Finer
139.61	0.00	3"	0.00	0.00	100.0
		2"	0.00	0.00	100.0
		1"	0.00	0.00	100.0
		0.75"	0.00	0.00	100.0
		0.50"	3.34	0.00	97.6
		0.375"	16.26	0.00	86.0
		#4	24.81	0.00	68.2
		#10	27.93	0.00	48.2
		#20	28.43	0.00	27.8
		#40	17.06	0.00	15.6
		#60	9.34	0.00	8.9
		#140	6.85	0.00	4.0
		#200	1.17	0.00	3.2

Serial_No:04062114:43

Fractional Components

Cobbles	Gravel			Sand				Fines		
	Coarse	Fine	Total	Coarse	Medium	Fine	Total	Silt	Clay	Total
0.0	0.0	31.8	31.8	20.0	32.6	12.4	65.0			3.2

D_5	D_{10}	D_{15}	D_{20}	D_{30}	D_{40}	D_{50}	D_{60}	D_{80}	D_{85}	D_{90}	D_{95}
0.1406	0.2775	0.4080	0.5609	0.9412	1.4413	2.1504	3.2473	8.0685	9.3028	10.4448	11.7457

Fineness Modulus	C_u	C_c
4.21	11.70	0.98

Alpha Analytical

Particle Size Distribution Report

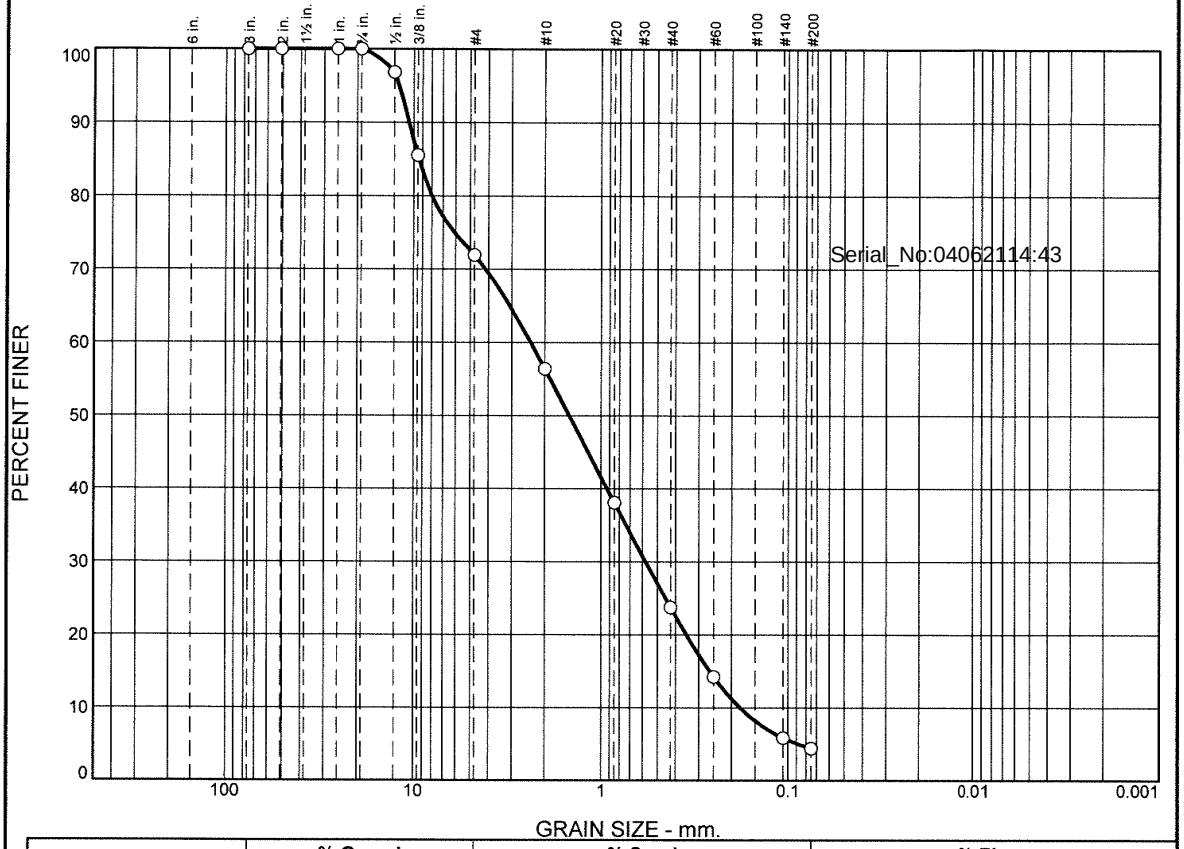

	% +3"	% Gravel		% Sand			% Fines	
		Coarse	Fine	Coarse	Medium	Fine	Silt	Clay
○	0.0	0.0	28.1	15.5	32.6	19.4	4.4	

	LL	PL	D_{85}	D_{60}	D_{50}	D_{30}	D_{15}	D_{10}	C_c	C_u
○			9.3928	2.3791	1.4788	0.5781	0.2628	0.1802	0.78	13.20

	Material Description	USCS	AASHTO
○		SP	

Project No. **Client:**
Project:

○ **Source of Sample:** T5-2W (0-6) **Sample Number:** L2114132-39

Alpha Analytical

Mansfield, MA

Remarks:

Figure

GRAIN SIZE DISTRIBUTION TEST DATA

4/6/2021

Location: T5-2W (0-6)
Sample Number: L2114132-39
USCS Classification: SP

Sieve Test Data

Post #200 Wash Test Weights (grams): **Dry Sample and Tare =** 150.92
Tare Wt. = 0.00
Minus #200 from wash = 0.0%

Dry Sample and Tare (grams)	Tare (grams)	Sieve Opening Size	Weight Retained (grams)	Sieve Weight (grams)	Percent Finer
150.92	0.00	3"	0.00	0.00	100.0
		2"	0.00	0.00	100.0
		1"	0.00	0.00	100.0
		0.75"	0.00	0.00	100.0
		0.50"	4.74	0.00	96.9
		0.375"	17.10	0.00	85.5
		#4	20.54	0.00	71.9
		#10	23.40	0.00	56.4
		#20	27.66	0.00	38.1
		#40	21.59	0.00	23.8
		#60	14.42	0.00	14.2
		#140	12.65	0.00	5.8
		#200	2.19	0.00	4.4

Serial_No:04062114:43

Fractional Components

Cobbles	Gravel			Sand				Fines		
	Coarse	Fine	Total	Coarse	Medium	Fine	Total	Silt	Clay	Total
0.0	0.0	28.1	28.1	15.5	32.6	19.4	67.5			4.4

D_5	D_{10}	D_{15}	D_{20}	D_{30}	D_{40}	D_{50}	D_{60}	D_{80}	D_{85}	D_{90}	D_{95}
0.0880	0.1802	0.2628	0.3497	0.5781	0.9296	1.4788	2.3791	7.9846	9.3928	10.6060	11.9933

Fineness Modulus	C_u	C_c
3.81	13.20	0.78

Alpha Analytical

Particle Size Distribution Report

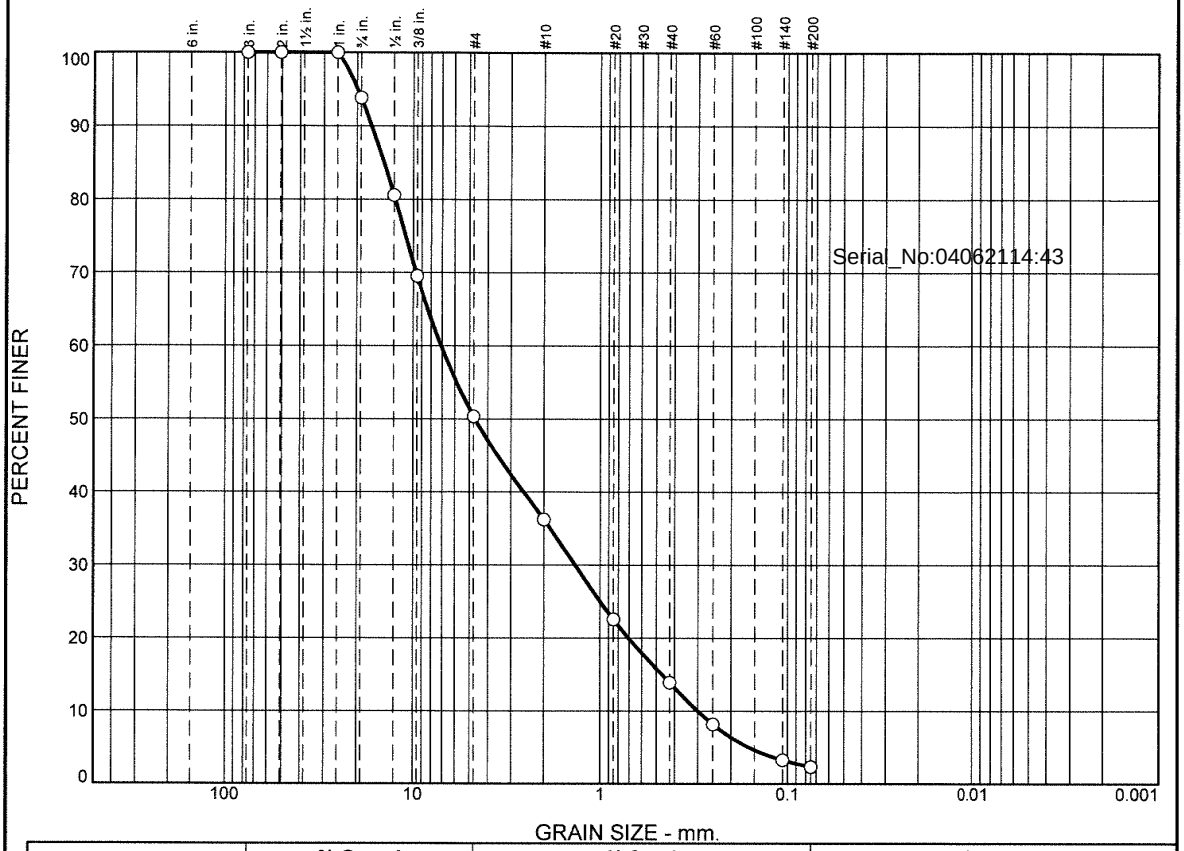

	% +3"	% Gravel		% Sand			% Fines	
		Coarse	Fine	Coarse	Medium	Fine	Silt	Clay
○	0.0	6.2	43.4	14.1	22.4	11.6	2.3	

	LL	PL	D_{85}	D_{60}	D_{50}	D_{30}	D_{15}	D_{10}	C_c	C_u
○			14.3507	7.0893	4.6650	1.3615	0.4674	0.3009	0.87	23.56

	Material Description	USCS	AASHTO
○		GP	

Project No. **Client:**
Project:

○ **Source of Sample:** T6-1E (0-6) **Sample Number:** L2114132-41

Alpha Analytical

Mansfield, MA

Remarks:

Figure

GRAIN SIZE DISTRIBUTION TEST DATA

4/6/2021

Location: T6-1E (0-6)
Sample Number: L2114132-41
USCS Classification: GP

Sieve Test Data

Post #200 Wash Test Weights (grams): **Dry Sample and Tare =** 162.72
Tare Wt. = 0.00
Minus #200 from wash = 0.0%

Dry Sample and Tare (grams)	Tare (grams)	Sieve Opening Size	Weight Retained (grams)	Sieve Weight (grams)	Percent Finer
162.72	0.00	3"	0.00	0.00	100.0
		2"	0.00	0.00	100.0
		1"	0.00	0.00	100.0
		0.75"	10.01	0.00	93.8
		0.50"	21.61	0.00	80.6
		0.375"	17.94	0.00	69.5
		#4	31.21	0.00	50.4
		#10	22.95	0.00	36.3
		#20	22.29	0.00	22.6
		#40	14.10	0.00	13.9
		#60	9.32	0.00	8.2
		#140	7.96	0.00	3.3
		#200	1.54	0.00	2.3

Serial_No:04062114:43

Fractional Components

Cobbles	Gravel			Sand				Fines		
	Coarse	Fine	Total	Coarse	Medium	Fine	Total	Silt	Clay	Total
0.0	6.2	43.4	49.6	14.1	22.4	11.6	48.1			2.3

D_5	D_{10}	D_{15}	D_{20}	D_{30}	D_{40}	D_{50}	D_{60}	D_{80}	D_{85}	D_{90}	D_{95}
0.1601	0.3009	0.4674	0.7051	1.3615	2.5610	4.6650	7.0893	12.5107	14.3507	16.7011	19.8877

Fineness Modulus	C_u	C_c
4.87	23.56	0.87

Alpha Analytical

Particle Size Distribution Report

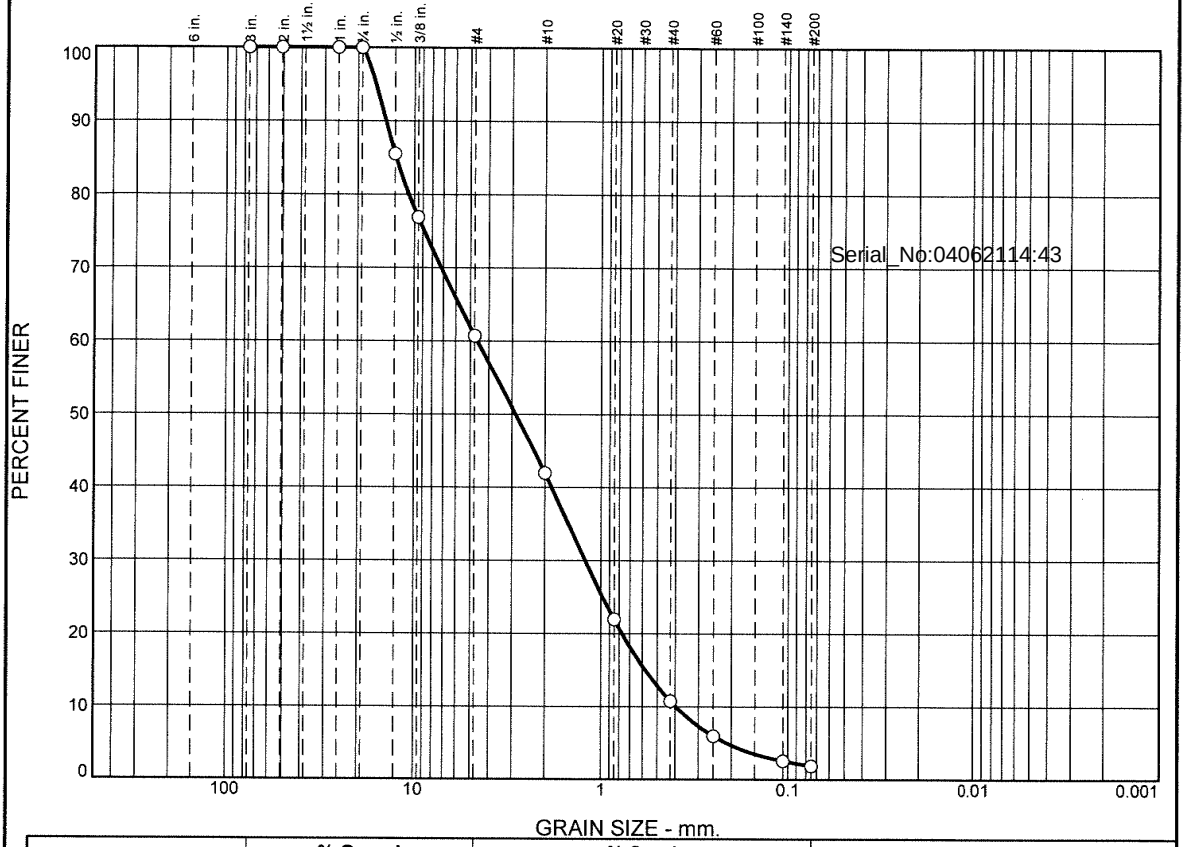

	% +3"	% Gravel		% Sand			% Fines	
		Coarse	Fine	Coarse	Medium	Fine	Silt	Clay
○	0.0	0.0	39.3	18.7	31.2	8.9	1.9	

	LL	PL	D_{85}	D_{60}	D_{50}	D_{30}	D_{15}	D_{10}	C_c	C_u
○			12.5235	4.5920	2.8684	1.2161	0.5789	0.3976	0.81	11.55

	Material Description	USCS	AASHTO
○		SP	

Project No. **Client:**
Project:

○ **Source of Sample:** T6-1C (0-6) **Sample Number:** L2114132-42

Alpha Analytical

Mansfield, MA

Remarks:

Figure

GRAIN SIZE DISTRIBUTION TEST DATA

4/6/2021

Location: T6-1C (0-6)
Sample Number: L2114132-42
USCS Classification: SP

Sieve Test Data

Post #200 Wash Test Weights (grams): **Dry Sample and Tare =** 146.34
Tare Wt. = 0.00
Minus #200 from wash = 0.0%

Dry Sample and Tare (grams)	Tare (grams)	Sieve Opening Size	Weight Retained (grams)	Sieve Weight (grams)	Percent Finer
146.34	0.00	3"	0.00	0.00	100.0
		2"	0.00	0.00	100.0
		1"	0.00	0.00	100.0
		0.75"	0.00	0.00	100.0
		0.50"	21.19	0.00	85.5
		0.375"	12.60	0.00	76.9
		#4	23.68	0.00	60.7
		#10	27.44	0.00	42.0
		#20	29.32	0.00	21.9
		#40	16.36	0.00	10.8
		#60	7.03	0.00	6.0
		#140	4.99	0.00	2.5
		#200	0.99	0.00	1.9

Serial_No:04062114:43

Fractional Components

Cobbles	Gravel			Sand				Fines		
	Coarse	Fine	Total	Coarse	Medium	Fine	Total	Silt	Clay	Total
0.0	0.0	39.3	39.3	18.7	31.2	8.9	58.8			1.9

D_5	D_{10}	D_{15}	D_{20}	D_{30}	D_{40}	D_{50}	D_{60}	D_{80}	D_{85}	D_{90}	D_{95}
0.2129	0.3976	0.5789	0.7712	1.2161	1.8390	2.8684	4.5920	10.7038	12.5235	14.1801	16.0157

Fineness Modulus	C_u	C_c
4.61	11.55	0.81

Alpha Analytical

Particle Size Distribution Report

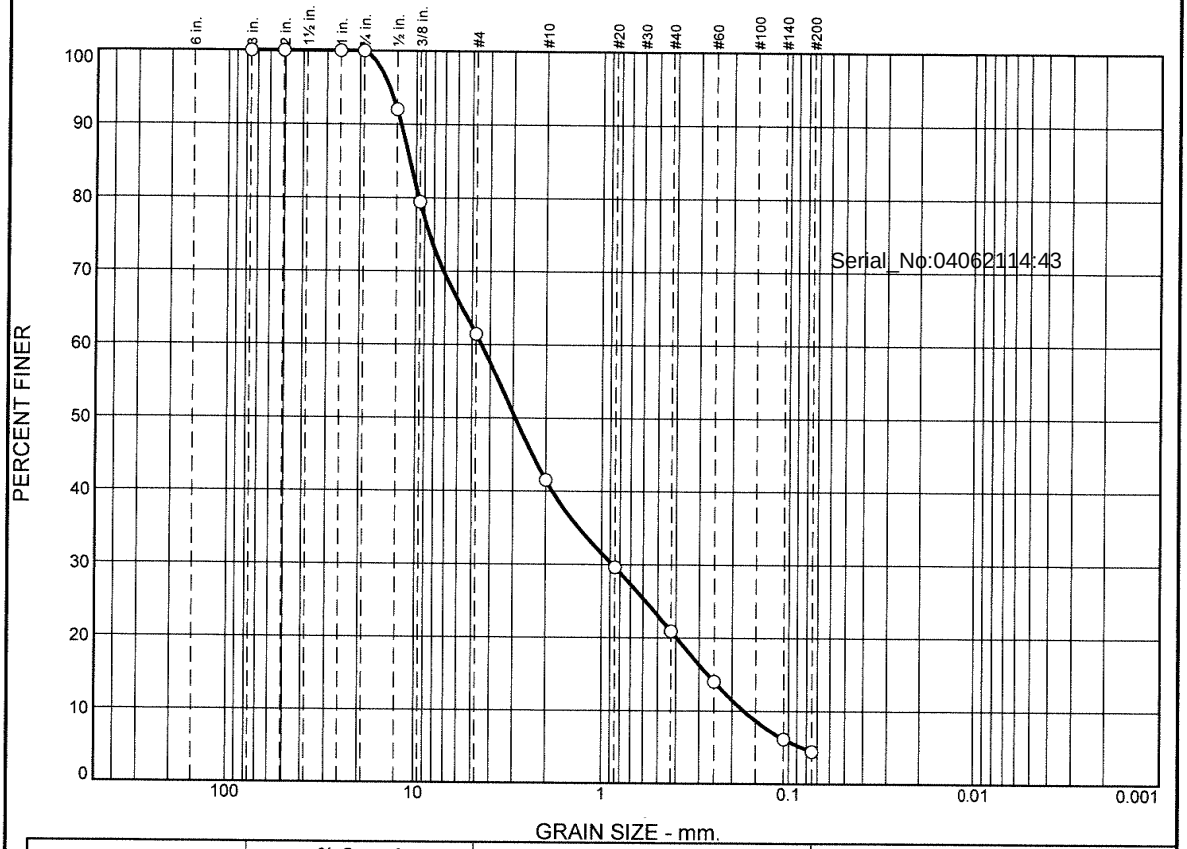

	% +3"	% Gravel		% Sand			% Fines	
		Coarse	Fine	Coarse	Medium	Fine	Silt	Clay
○	0.0	0.0	38.5	20.0	20.6	16.5	4.4	

	LL	PL	D_{85}	D_{60}	D_{50}	D_{30}	D_{15}	D_{10}	C_c	C_u
○			10.7923	4.4412	2.9200	0.8772	0.2711	0.1733	1.00	25.63

	Material Description	USCS	AASHTO
○		SP	

Project No. **Client:**
Project:

○ **Source of Sample:** T6-1W (0-6) **Sample Number:** L2114132-44

Alpha Analytical

Mansfield, MA

Remarks:

Figure

GRAIN SIZE DISTRIBUTION TEST DATA

4/6/2021

Location: T6-1W (0-6)
Sample Number: L2114132-44
USCS Classification: SP

Sieve Test Data

Post #200 Wash Test Weights (grams): **Dry Sample and Tare =** 89.97
Tare Wt. = 0.00
Minus #200 from wash = 0.0%

Dry Sample and Tare (grams)	Tare (grams)	Sieve Opening Size	Weight Retained (grams)	Sieve Weight (grams)	Percent Finer
89.97	0.00	3"	0.00	0.00	100.0
		2"	0.00	0.00	100.0
		1"	0.00	0.00	100.0
		0.75"	0.00	0.00	100.0
		0.50"	7.18	0.00	92.0
		0.375"	11.32	0.00	79.4
		#4	16.18	0.00	61.5
		#10	17.93	0.00	41.5
		#20	10.70	0.00	29.6
		#40	7.85	0.00	20.9
		#60	6.21	0.00	14.0
		#140	7.08	0.00	6.1
		#200	1.54	0.00	4.4

Serial_No:04062114:43

Fractional Components

Cobbles	Gravel			Sand				Fines		
	Coarse	Fine	Total	Coarse	Medium	Fine	Total	Silt	Clay	Total
0.0	0.0	38.5	38.5	20.0	20.6	16.5	57.1			4.4

D_5	D_{10}	D_{15}	D_{20}	D_{30}	D_{40}	D_{50}	D_{60}	D_{80}	D_{85}	D_{90}	D_{95}
0.0852	0.1733	0.2711	0.3970	0.8772	1.8430	2.9200	4.4412	9.6537	10.7923	12.0720	13.9017

Fineness Modulus	C_u	C_c
4.30	25.63	1.00

Alpha Analytical

Particle Size Distribution Report

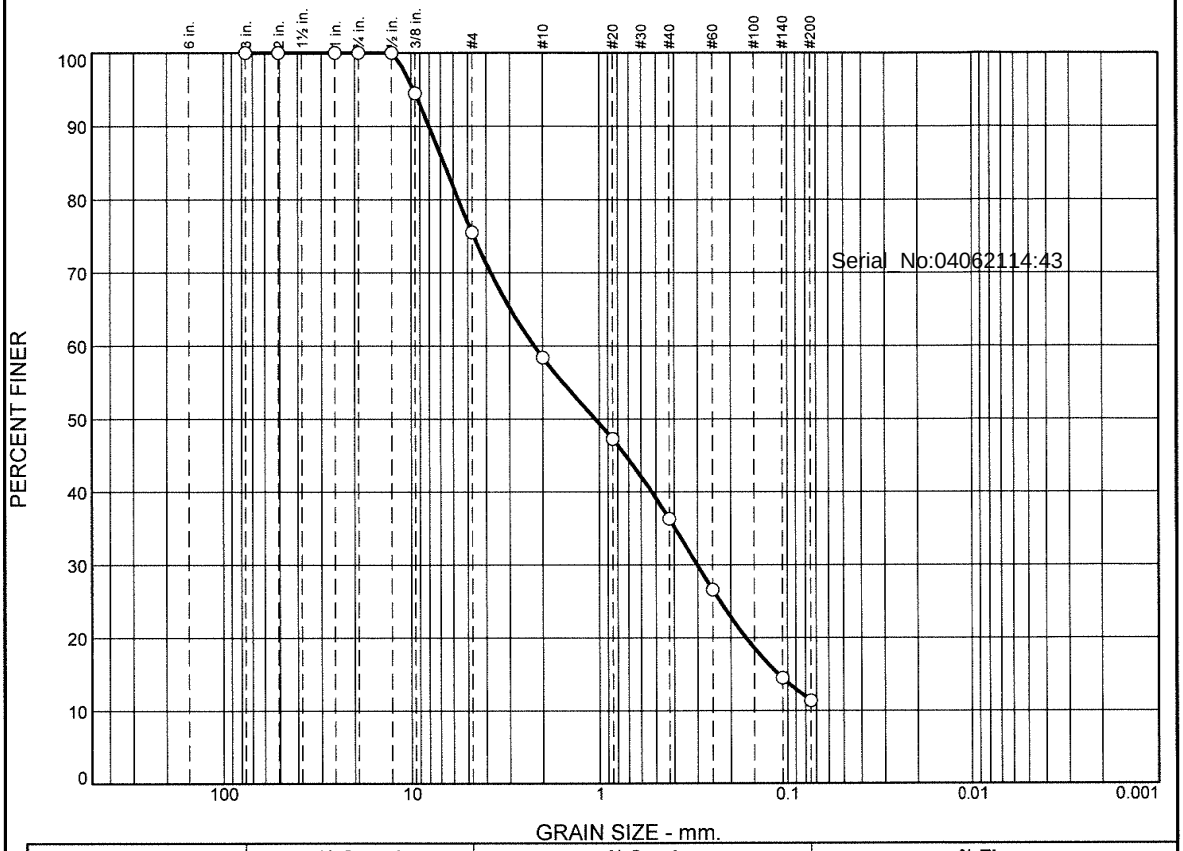

	% +3"	% Gravel		% Sand			% Fines	
		Coarse	Fine	Coarse	Medium	Fine	Silt	Clay
○	0.0	0.0	24.5	17.1	22.1	24.9	11.4	

	LL	PL	D_{85}	D_{60}	D_{50}	D_{30}	D_{15}	D_{10}	C_c	C_u
○			6.7147	2.2194	1.0489	0.3016	0.1116			

	Material Description	USCS	AASHTO
○			

Project No. **Client:**
Project:

○ **Source of Sample:** T7-1E (0-6) **Sample Number:** L2114132-45

Remarks:

Alpha Analytical

Mansfield, MA

Figure

GRAIN SIZE DISTRIBUTION TEST DATA

4/6/2021

Location: T7-1E (0-6)

Sample Number: L2114132-45

Sieve Test Data

Post #200 Wash Test Weights (grams): **Dry Sample and Tare =** 137.60
Tare Wt. = 0.00
Minus #200 from wash = 0.0%

Dry Sample and Tare (grams)	Tare (grams)	Sieve Opening Size	Weight Retained (grams)	Sieve Weight (grams)	Percent Finer
137.60	0.00	3"	0.00	0.00	100.0
		2"	0.00	0.00	100.0
		1"	0.00	0.00	100.0
		0.75"	0.00	0.00	100.0
		0.50"	0.00	0.00	100.0
		0.375"	7.60	0.00	94.5
		#4	26.09	0.00	75.5
		#10	23.54	0.00	58.4
		#20	15.34	0.00	47.3
		#40	15.08	0.00	36.3
		#60	13.34	0.00	26.6
		#140	16.71	0.00	14.5
		#200	4.25	0.00	11.4

Serial_No:04062114:43

Fractional Components

Cobbles	Gravel			Sand				Fines		
	Coarse	Fine	Total	Coarse	Medium	Fine	Total	Silt	Clay	Total
0.0	0.0	24.5	24.5	17.1	22.1	24.9	64.1			11.4

D_5	D_{10}	D_{15}	D_{20}	D_{30}	D_{40}	D_{50}	D_{60}	D_{80}	D_{85}	D_{90}	D_{95}
		0.1116	0.1658	0.3016	0.5265	1.0489	2.2194	5.6175	6.7147	8.0335	9.7278

Fineness Modulus
3.27

Alpha Analytical

Particle Size Distribution Report

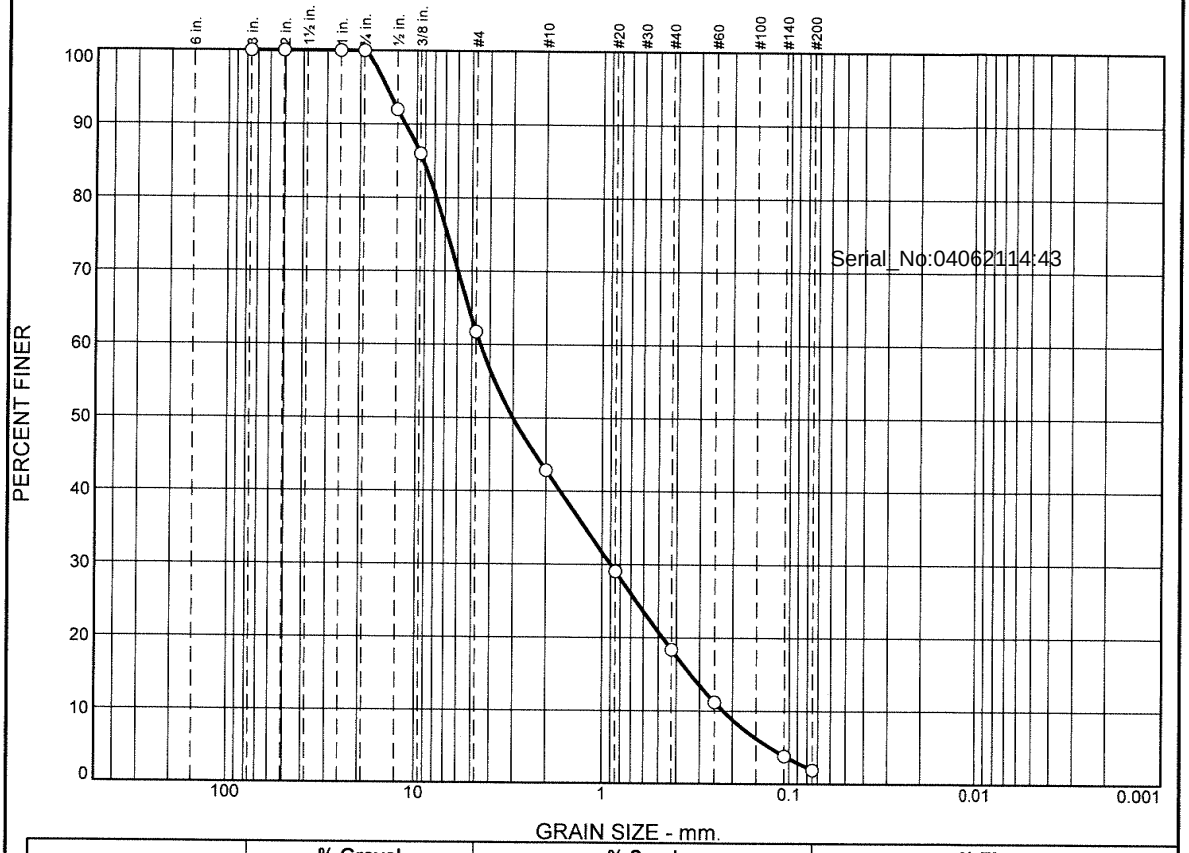

	% +3"	% Gravel		% Sand			% Fines	
		Coarse	Fine	Coarse	Medium	Fine	Silt	Clay
○	0.0	0.0	38.2	18.9	24.5	16.5	1.9	

	LL	PL	D_{85}	D_{60}	D_{50}	D_{30}	D_{15}	D_{10}	C_c	C_u
○			9.1641	4.4966	3.0091	0.9010	0.3366	0.2254	0.80	19.95

	Material Description	USCS	AASHTO
○		SP	

Project No. **Client:**
Project:

○ **Source of Sample:** T7-1C (0-6) **Sample Number:** L2114132-47

Alpha Analytical

Mansfield, MA

Remarks:

Figure

GRAIN SIZE DISTRIBUTION TEST DATA

4/6/2021

Location: T7-1C (0-6)
Sample Number: L2114132-47
USCS Classification: SP

Sieve Test Data

Post #200 Wash Test Weights (grams): **Dry Sample and Tare =** 115.78
Tare Wt. = 0.00
Minus #200 from wash = 0.0%

Dry Sample and Tare (grams)	Tare (grams)	Sieve Opening Size	Weight Retained (grams)	Sieve Weight (grams)	Percent Finer
115.78	0.00	3"	0.00	0.00	100.0
		2"	0.00	0.00	100.0
		1"	0.00	0.00	100.0
		0.75"	0.00	0.00	100.0
		0.50"	9.28	0.00	92.0
		0.375"	6.92	0.00	86.0
		#4	28.08	0.00	61.8
		#10	21.88	0.00	42.9
		#20	15.96	0.00	29.1
		#40	12.41	0.00	18.4
		#60	8.32	0.00	11.2
		#140	8.49	0.00	3.8
		#200	2.24	0.00	1.9

Serial_No:04062114:43

Fractional Components

Cobbles	Gravel			Sand				Fines		
	Coarse	Fine	Total	Coarse	Medium	Fine	Total	Silt	Clay	Total
0.0	0.0	38.2	38.2	18.9	24.5	16.5	59.9			1.9

D_5	D_{10}	D_{15}	D_{20}	D_{30}	D_{40}	D_{50}	D_{60}	D_{80}	D_{85}	D_{90}	D_{95}
0.1269	0.2254	0.3366	0.4745	0.9010	1.6769	3.0091	4.4966	7.8050	9.1641	11.5068	14.4852

Fineness Modulus	C_u	C_c
4.29	19.95	0.80

Alpha Analytical

Particle Size Distribution Report

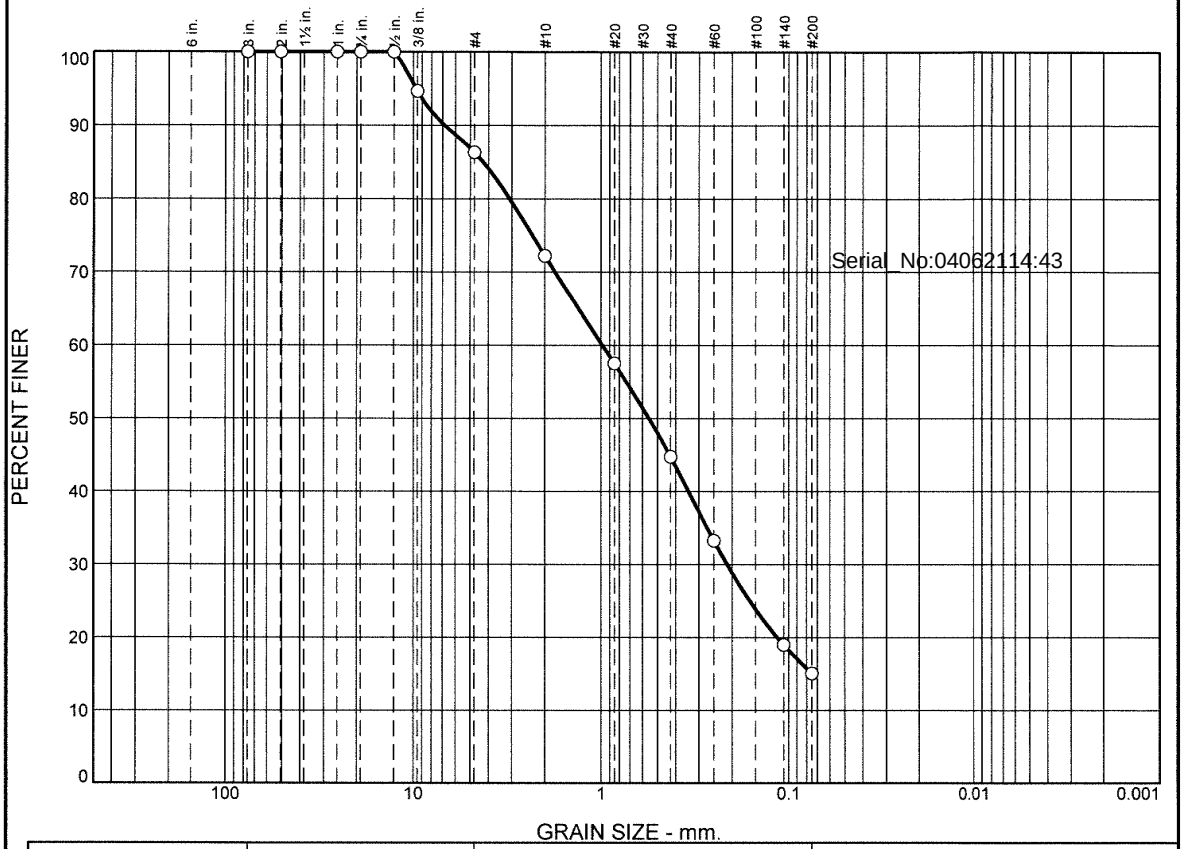

	% +3"	% Gravel		% Sand			% Fines	
		Coarse	Fine	Coarse	Medium	Fine	Silt	Clay
○	0.0	0.0	13.7	14.1	27.4	29.7	15.1	

	LL	PL	D_{85}	D_{60}	D_{50}	D_{30}	D_{15}	D_{10}	C_c	C_u
○			4.2637	0.9823	0.5546	0.2124				

	Material Description	USCS	AASHTO
○			

Project No. **Client:**
Project:

○ **Source of Sample:** T7-1W (0-6) **Sample Number:** L2114132-49

Alpha Analytical

Mansfield, MA

Remarks:

Figure

GRAIN SIZE DISTRIBUTION TEST DATA

4/6/2021

Location: T7-1W (0-6)

Sample Number: L2114132-49

Sieve Test Data

Post #200 Wash Test Weights (grams): **Dry Sample and Tare =** 100.04
Tare Wt. = 0.00
Minus #200 from wash = 0.0%

Dry Sample and Tare (grams)	Tare (grams)	Sieve Opening Size	Weight Retained (grams)	Sieve Weight (grams)	Percent Finer
100.04	0.00	3"	0.00	0.00	100.0
		2"	0.00	0.00	100.0
		1"	0.00	0.00	100.0
		0.75"	0.00	0.00	100.0
		0.50"	0.00	0.00	100.0
		0.375"	5.33	0.00	94.7
		#4	8.33	0.00	86.3
		#10	14.12	0.00	72.2
		#20	14.69	0.00	57.5
		#40	12.79	0.00	44.8
		#60	11.50	0.00	33.3
		#140	14.31	0.00	19.0
		#200	3.89	0.00	15.1

Serial_No:04062114:43

Fractional Components

Cobbles	Gravel			Sand				Fines		
	Coarse	Fine	Total	Coarse	Medium	Fine	Total	Silt	Clay	Total
0.0	0.0	13.7	13.7	14.1	27.4	29.7	71.2			15.1

D_5	D_{10}	D_{15}	D_{20}	D_{30}	D_{40}	D_{50}	D_{60}	D_{80}	D_{85}	D_{90}	D_{95}
			0.1149	0.2124	0.3408	0.5546	0.9823	3.0847	4.2637	6.8354	9.6857

Fineness Modulus
2.68

Alpha Analytical

Serial_No:04062114:43

Certification Information

The following analytes are not included in our Primary NELAP Scope of Accreditation:

Westborough Facility
EPA 624/624.1: m/p-xylene, o-xylene, Naphthalene
EPA 625/625.1: alpha-Terpineol
EPA 8260C/8260D: NPW: 1,2,4,5-Tetramethylbenzene; 4-Ethyltoluene, Azobenzene; SCM: Iodomethane (methyl iodide), 1,2,4,5-Tetramethylbenzene; 4-Ethyltoluene.
EPA 8270D/8270E: NPW: Dimethylnaphthalene,1,4-Diphenylhydrazine, alpha-Terpineol; SCM: Dimethylnaphthalene,1,4-Diphenylhydrazine.
SM4500: NPW: Amenable Cyanide; SCM: Total Phosphorus, TKN, NO2, NO3.

Mansfield Facility
SM 2540D: TSS
EPA 8082A: NPW: PCB: 1, 5, 31, 87,101, 110, 141, 151, 153, 180, 183, 187.
EPA TO-15: Halothane, 2,4,4-Trimethyl-2-pentene, 2,4,4-Trimethyl-1-pentene, Thiophene, 2-Methylthiophene, 3-Methylthiophene, 2-Ethylthiophene, 1,2,3-Trimethylbenzene, Indan, Indene, 1,2,4,5-Tetramethylbenzene, Benzothiophene, 1-Methylnaphthalene.
Biological Tissue Matrix: EPA 3050B

The following analytes are included in our Massachusetts DEP Scope of Accreditation

Westborough Facility:

Drinking Water
EPA 300.0: Chloride, Nitrate-N, Fluoride, Sulfate; **EPA 353.2**: Nitrate-N, Nitrite-N; **SM4500NO3-F**: Nitrate-N, Nitrite-N; **SM4500F-C, SM4500CN-CE, EPA 180.1, SM2130B, SM4500Cl-D, SM2320B, SM2540C, SM4500H-B, SM4500NO2-B**
EPA 332: Perchlorate; **EPA 524.2:** THMs and VOCs; **EPA 504.1:** EDB, DBCP.
Microbiology: **SM9215B; SM9223-P/A, SM9223B-Colilert-QT,SM9222D**.

Non-Potable Water
SM4500H,B, EPA 120.1, SM2510B, SM2540C, SM2320B, SM4500CL-E, SM4500F-BC, SM4500NH3-BH: Ammonia-N and Kjeldahl-N, **EPA 350.1**: Ammonia-N, **LACHAT 10-107-06-1-B**: Ammonia-N, **EPA 351.1, SM4500NO3-F, EPA 353.2**: Nitrate-N**, SM4500P-E, SM4500P-B, E, SM4500SO4-E, SM5220D, EPA 410.4, SM5210B, SM5310C, SM4500CL-D, EPA 1664, EPA 420.1, SM4500-CN-CE, SM2540D, EPA 300: Chloride, Sulfate, Nitrate.**
EPA 624.1: Volatile Halocarbons & Aromatics,
EPA 608.3: Chlordane, Toxaphene, Aldrin, alpha-BHC, beta-BHC, gamma-BHC, delta-BHC, Dieldrin, DDD, DDE, DDT, Endosulfan I, Endosulfan II, Endosulfan sulfate, Endrin, Endrin Aldehyde, Heptachlor, Heptachlor Epoxide, PCBs
EPA 625.1: SVOC (Acid/Base/Neutral Extractables), **EPA 600/4-81-045**: PCB-Oil.
Microbiology: **SM9223B-Colilert-QT; Enterolert-QT, SM9221E, EPA 1600, EPA 1603, SM9222D.**

Mansfield Facility:

Drinking Water
EPA 200.7: Al, Ba, Cd, Cr, Cu, Fe, Mn, Ni, Na, Ag, Ca, Zn. **EPA 200.8:** Al, Sb, As, Ba, Be, Cd, Cr, Cu, Pb, Mn, Ni, Se, Ag, TL, Zn. **EPA 245.1** Hg.
EPA 522, EPA 537.1.

Non-Potable Water
EPA 200.7: Al, Sb, As, Be, Cd, Ca, Cr, Co, Cu, Fe, Pb, Mg, Mn, Mo, Ni, K, Se, Ag, Na, Sr, TL, Ti, V, Zn.
EPA 200.8: Al, Sb**,** As, Be, Cd, Cr, Cu, Fe, Pb, Mn, Ni, K, Se, Ag, Na, TL, Zn.
EPA 245.1 Hg.
SM2340B

For a complete listing of analytes and methods, please contact your Alpha Project Manager.

Serial_No:04062114:43

CHAIN OF CUSTODY

PAGE 1 OF 5

ALPHA ANALYTICAL
WESTBORO, MA TEL: 508-898-9220 FAX: 508-898-9193
MANSFIELD, MA TEL: 508-822-9300 FAX: 508-822-3288

Date Rec'd in Lab: 3/22/21

ALPHA Job #: L2114132

Client Information
Client: Weston & Sampson
Address: 712 Brook St, Suite 103 Rocky Hill, CT
Phone: 800-SAMPSON
Fax:
Email: WillsonJ@wseinc.com
☐ These samples have been previously analyzed by Alpha

Project Information
Project Name: Eversource - Durham ER
Project Location: Durham, CT
Project #:
Project Manager: Jeff Willson
ALPHA Quote #:

Turn-Around Time
☒ Standard ☐ RUSH (only confirmed if pre-approved!)
Date Due: Time:

Report Information - Data Deliverables
☐ FAX ☒ EMAIL
☒ ADEx ☒ Add'l Deliverables

Billing Information
☐ Same as Client info PO #:
EnviroData

Regulatory Requirements/Report Limits
State /Fed Program | Criteria

Other Project Specific Requirements/Comments/Detection Limits:

ANALYSIS: Grain Size by ASTM D6913; HOLD

SAMPLE HANDLING
Filtration
☐ Done
☐ Not needed
☐ Lab to do
Preservation
☐ Lab to do
(Please specify below)

ALPHA Lab ID (Lab Use Only)	Sample ID	Collection Date	Collection Time	Sample Matrix	Sampler's Initials	Grain Size	HOLD	Sample Specific Comments	TOTAL # BOTTLES
14132-01	SED-1 (0-6)	3/19/21	1520	S	CB	X			1
-02	SED-1 (6-12)		1525				X		1
-03	SED-2 (0-6)		1430			X			1
-04	SED-3 ~~(6-12)~~ CB (0-6)		1230			X			1
-05	SED-3 ~~(0-6)~~ CB (6-12)		1235				X		1
-06	SED-4 (0-6)		0845			X			1
-07	SED-4 (6-12)		0850				X		1
-08	SED-5 (0-6)	3/17/21	1800			X			1
-09	SED-6 (0-6)		1400			X			1
-10	SED-6 (6-12)		1405				X		1

Container Type: Bag
Preservative: None

Relinquished By:	Date/Time	Received By:	Date/Time
[illegible]	3/22/21 1805	[illegible]	3/22/21 1152
[illegible]	3/22/21 1900	[illegible]	3/22/21 1805
[illegible]	3/22/21 2015	[illegible]	3/22/21 1900

Please print clearly, legibly and completely. Samples can not be logged in and turnaround time clock will not start until any ambiguities are resolved. All samples submitted are subject to Alpha's Terms and Conditions. See reverse side.

FORM NO: 01-01 (rev. 11-OCT-07)

Serial_No:04062114:43

CHAIN OF CUSTODY

PAGE 2 OF 5

ALPHA ANALYTICAL
WESTBORO, MA TEL: 508-898-9220 FAX: 508-898-9193
MANSFIELD, MA TEL: 508-822-9300 FAX: 508-822-3288

Date Rec'd in Lab: 3/22/21

ALPHA Job #: L2114132

Client Information
Client: Weston & Sampson
Address: 712 Brook St, Suite 103
Rocky Hill, CT
Phone: 800-SAMPSON
Fax:
Email: WillsonJ@wseinc.com
☐ These samples have been previously analyzed by Alpha

Project Information
Project Name: Eversource - Durham ER
Project Location: Durham, CT
Project #:
Project Manager: Jeff Willson
ALPHA Quote #:

Turn-Around Time
☒ Standard ☐ RUSH (only confirmed if pre-approved!)
Date Due: Time:

Report Information - Data Deliverables
☐ FAX ☒ EMAIL
☒ ADEx ☒ Add'l Deliverables

Billing Information
☐ Same as Client info PO #:
EnviroData

Regulatory Requirements/Report Limits
State /Fed Program | Criteria

Other Project Specific Requirements/Comments/Detection Limits:

ANALYSIS: Grain Size by ASTM D6913; HOLD

SAMPLE HANDLING
Filtration
☐ Done
☐ Not needed
☐ Lab to do
Preservation
☐ Lab to do
(Please specify below)

ALPHA Lab ID (Lab Use Only)	Sample ID	Collection Date	Collection Time	Sample Matrix	Sampler's Initials	Grain Size by ASTM D6913	HOLD	Sample Specific Comments	TOTAL # BOTTLES
-11	SED-7 (0-6)	3/17/21	1410	S	CB	X			1
-12	SED-7 (6-12)		1415				X		1
-13	SED-8 (0-6)		1115			X			1
-14	SED-8 (6-12)		1120				X		1
-15	SED-9 (0-6)		1205			X			1
-16	SED-9 (6-12)		1210				X		1
-17	SED-10 (0-6)		1630			X			1
-18	SED-10 (6-12)		1635				X		1
-19	SED-11 (0-6)		1640			X			1
-20	SED-11 (6-12)		1645				X		1

Container Type: Bag
Preservative: None

Relinquished By:	Date/Time	Received By:	Date/Time
[illegible]	3/22/21 1805	[illegible]	3/22/21 1150
[illegible]	3/22/21 1900	[illegible]	3/22/21 1805
[illegible]	3/22/21 2015	[illegible]	3/22/21 1900

Please print clearly, legibly and completely. Samples can not be logged in and turnaround time clock will not start until any ambiguities are resolved. All samples submitted are subject to Alpha's Terms and Conditions. See reverse side.

Serial_No:04062114:43

CHAIN OF CUSTODY

PAGE 3 OF 5

ALPHA ANALYTICAL
WESTBORO, MA TEL: 508-898-9220 FAX: 508-898-9193
MANSFIELD, MA TEL: 508-822-9300 FAX: 508-822-3288

Date Rec'd in Lab: 3/22/21

ALPHA Job #: L2114132

Client Information

Client: Weston & Sampson
Address: 712 Brook St, Suite 103
Rocky Hill, CT
Phone: 800-SAMPSON
Fax:
Email: WillsonJ@wseinc.com
☐ These samples have been previously analyzed by Alpha

Project Information

Project Name: Eversource - Durham ER
Project Location: Durham, CT
Project #:
Project Manager: Jeff Willson
ALPHA Quote #:

Turn-Around Time

☒ Standard ☐ RUSH (only confirmed if pre-approved)
Date Due: Time:

Other Project Specific Requirements/Comments/Detection Limits:

Report Information - Data Deliverables

☐ FAX ☒ EMAIL
☒ ADEx ☒ Add'l Deliverables

Billing Information

☐ Same as Client info PO #:
EnviroData

Regulatory Requirements/Report Limits

State /Fed Program	Criteria

ANALYSIS: Grain Size by ASTM D6913; HOLD

SAMPLE HANDLING

Filtration
☐ Done
☐ Not needed
☐ Lab to do
Preservation
☐ Lab to do
(Please specify below)

ALPHA Lab ID (Lab Use Only)	Sample ID	Collection Date	Collection Time	Sample Matrix	Sampler's Initials	Grain Size by ASTM D6913	HOLD	Sample Specific Comments	TOTAL # BOTTLES
-21	Reoccupy T4E (6-12)	3/19/21	1510	S	CB	X			1
-22	T4-1E (0-6)		1440			X			1
-23	T4-1C (0-6)		1450			X			1
-24	T4-1C (6-12)		1455				X		1
-25	T4-1W (0-6)		1500			X			1
-26	T4-1W (6-12)		1505				X		1
-27	T4-2E (0-6)		1330			X			1
-28	T4-2E (6-12)		1335				X		1
-29	T4-2C (0-6)		1320			X			1
-30	T4-2W (0-6)		1310			X			1

Container Type: Bag
Preservative: None

Relinquished By:	Date/Time	Received By:	Date/Time
	3/20/21 1000		3/20/21 1157
	3/22/21 1900		3/22/21 1805
	3/22/21 2015		3/22/21 1900

Please print clearly, legibly and completely. Samples can not be logged in and turnaround time clock will not start until any ambiguities are resolved. All samples submitted are subject to Alpha's Terms and Conditions. See reverse side.

Serial_No:04062114:43

CHAIN OF CUSTODY

PAGE 4 OF 5

Date Rec'd in Lab: 3/22/21

ALPHA Job #: L2114132

ALPHA ANALYTICAL
WESTBORO, MA TEL: 508-898-9220 FAX: 508-898-9193
MANSFIELD, MA TEL: 508-822-9300 FAX: 508-822-3288

Client Information

Client: Weston & Sampson
Address: 712 Brook St, Suite 103
Rocky Hill, CT
Phone: 800-SAMPSON
Fax:
Email: WillsonJ@wseinc.com
☐ These samples have been previously analyzed by Alpha

Project Information

Project Name: Eversource - Durham ER
Project Location: Durham, CT
Project #:
Project Manager: Jeff Willson
ALPHA Quote #:

Turn-Around Time

☒ Standard ☐ RUSH (only confirmed if pre-approved!)
Date Due: Time:

Report Information - Data Deliverables

☐ FAX ☒ EMAIL
☒ ADEx ☒ Add'l Deliverables

Billing Information

☐ Same as Client info PO #:
EnviroData

Regulatory Requirements/Report Limits

State /Fed Program	Criteria

Other Project Specific Requirements/Comments/Detection Limits:

ALPHA Lab ID (Lab Use Only)	Sample ID	Collection Date	Collection Time	Sample Matrix	Sampler's Initials	ANALYSIS: Grain Size by ASTM D6913	HOLD	SAMPLE HANDLING	Sample Specific Comments	TOTAL # BOTTLES
-31	TH-2W (6-12)	3/19/21	1315	S	CB		X			1
-32	T5-1E (0-6)		1050			X				1
-33	T5-1E (6-9)		1055				X			1
-34	T5-1C (0-6)		1100			X				1
-35	T5-1W (0-6)		1110			X				1
-36	T5-1W (6-10)		1115				X			1
-37	T5-2E (0-6)		1000			X				1
-38	T5-2C (0-6)		0950			X				1
-39	T5-2W (0-6)		0955			X				1
-40	T5-2W (6-10)		0940				X			1

Container Type: Bag
Preservative: None

Relinquished By:	Date/Time	Received By:	Date/Time
	3/22/21 1535		3/22/21 1157
	3/22/21 1900		3/22/21 1805
	3/22/21 2015	AAL	3/22/21 2019

Please print clearly, legibly and completely. Samples can not be logged in and turnaround time clock will not start until any ambiguities are resolved. All samples submitted are subject to Alpha's Terms and Conditions. See reverse side.

Serial_No:04062114:43

CHAIN OF CUSTODY

PAGE 5 OF 5

ALPHA ANALYTICAL
WESTBORO, MA TEL: 508-898-9220 FAX: 508-898-9193
MANSFIELD, MA TEL: 508-822-9300 FAX: 508-822-3288

Date Rec'd in Lab: 3/22/21

ALPHA Job #: L2114132

Client Information
Client: Weston & Sampson
Address: 712 Brook St, Suite 103 Rocky Hill, CT
Phone: 800-SAMPSON
Fax:
Email: WillsonJ@wseinc.com
☐ These samples have been previously analyzed by Alpha

Project Information
Project Name: Eversource - Durham ER
Project Location: Durham, CT
Project #:
Project Manager: Jeff Willson
ALPHA Quote #:

Turn-Around Time
☒ Standard ☐ RUSH (only confirmed if pre-approved)
Date Due: Time:

Report Information - Data Deliverables
☐ FAX ☒ EMAIL
☒ ADEx ☒ Add'l Deliverables

Billing Information
☐ Same as Client info PO #:
EnviroData

Regulatory Requirements/Report Limits
State /Fed Program | Criteria

Other Project Specific Requirements/Comments/Detection Limits:

ALPHA Lab ID (Lab Use Only)	Sample ID	Collection Date	Collection Time	Sample Matrix	Sampler's Initials	ANALYSIS: Grain Size by ASTM D6913	ANALYSIS: HOLD	SAMPLE HANDLING	TOTAL # BOTTLES
-41	T6-1 (0-6)	3/19/21	0930	S	CB	X			1
-42	T6-1 (0-6)		0920			X			1
-43	T6-1 (6-12)		0925				X		1
-44	T6-1 (0-6)		0910			X			1
-45	T7-1E (0-6)	3/17/21	1845			X			1
-46	T7-1E (6-12)		1850				X		1
-47	T7-1C (0-6)		1830			X			1
-48	T7-1C (6-12)		1835				X		1
-49	T7-1W (0-6)		1820			X			1
-50	T7-1W (6-12)		1825				X		1

SAMPLE HANDLING
Filtration
☐ Done ☐ Not needed ☐ Lab to do
Preservation
☐ Lab to do (Please specify below)

Sample Specific Comments

Container Type: Bag
Preservative: Non

Relinquished By:	Date/Time	Received By:	Date/Time
[illegible]	3/22/21 1505	[illegible]	3/22/21 1151
[illegible]	3/22/21 1900	[illegible]	3/22/21 1805
[illegible]	3/22/21 2015	[illegible]	3/22/21 1900

Please print clearly, legibly and completely. Samples can not be logged in and turnaround time clock will not start until any ambiguities are resolved. All samples submitted are subject to Alpha's Terms and Conditions. See reverse side.

FORM NO. 01-01 (rev. 11-OCT-07)