Electronic Transmittal Form for DEEP Remediation, LUST, and PCB Secure File Transfer (SFT)

DEPARTMENT OF ENERGY AND ENVIRONMENTAL PROTECTION
REMEDIATION DIVISION, PCB PROGRAM, AND
LEAKING UNDERGROUND STORAGE TANK COORDINATION PROGRAM
www.ct.gov/deep

This Electronic Transmittal Form must be completed and included as the cover sheet of your electronic document when uploading a document to the Connecticut SFT website. Requirements for Transmittals through the SFT website:

- Documents submitted through the SFT website must include all applicable figures, tables and laboratory data.
- Files must be formatted as PDF/A and use the appropriate naming convention:
  - For Remediation Filings: **REM_REMID #_SiteAddress_Town_DocumentType_DateofDocument**
  - For LUST Filings: **LUST_SiteAddress_Town_AbbreviationForDocumentType_DateofDocument**
  - For PCB Filings: **PCB_SiteAddress_Town_AbbreviationForDocumentType_DateofDocument**
  Example: LUST_1MainStreet_Hartford_ESA_01-01-2001
  Note: For "AbbreviationForDocumentType" use appropriate abbreviation at Transmittal of Documents
- If no Rem ID assigned (new filing) or REM ID is unknown leave field blank

Part I: Primary Recipient*: REM, PCB or LUST (* required)

For Remediation documents:	For PCB/LUST documents:
Primary Program*: Voluntary Remediation	UST Facility ID: (if applicable)
Rem ID*: 12390	Spill Case Number: (if known)

Part II: Site Information

Site Name*: Rockville Former Manufactured Gas Plant
Site Address*: 13 Maple Street
City/Town*: Rockville, Vernon State: CT Zip Code: 06066

Secondary Programs (complete as many as applicable for this document):

Program: Significant Environmental Hazard	Project ID: 13641
Program: Select Secondary Program	Project ID:
Program: Select Secondary Program	Project ID:
Program: Select Secondary Program	Project ID:

Provide Project ID for each secondary program if it is known.
Each program has a unique ID (i.e. Rem ID, Spill Case #, UST Facility ID, etc.)

Part III: Document Information (document type required for appropriate program[s] only)

Remediation*: Annual Report
LUST/PCB*: LUST/PCB Document Type
Date of Document*: 12/15/2023 Version: Final

Part IV: Submitter Information

Name*: Jeffrey S. Holden, P.E., LEP
E-mail*: jholden@geiconsultants.com
Name of business this document is being submitted on behalf of and contact person email: *
The Connecticut Light & Power Co. dba Eversource



GEI Consultants

Consulting
Engineers and
Scientists

2023 Annual Report
Rockville Former MGP Site

13 Maple Street, Vernon, Rockville, CT 06066

Submitted to:
Eversource Energy Service Company
107 Selden Street
Berlin, CT 06037

Submitted by:
GEI Consultants, Inc.
400 Unicorn Park Drive
Woburn, MA 01801
781-721-4000

December 2023
Project 2200138

Jeffrey S. Holden, P.E., LEP
Senior Engineer

Sean Connolly
Project Manager



Table of Contents

1. Introduction 1

2. Background 2
2.1 Site Description 2
2.2 Site History 2
2.2.1 Operational History 2
2.2.2 Previous Environmental Reports and Site Status 3
2.3 Previously Identified Data Gaps and Status 4
2.4 Significant Environmental Hazard (SEH) Reporting Background 5

3. 2023 Site Activities 7
3.1 Quarterly NAPL Gauging & Recovery 7
3.2 Groundwater Monitoring 8
3.2.1 Well Gauging 9
3.2.2 Groundwater Analytical Results 9
3.3 Significant Environmental Hazard (SEH) Activities 10
3.4 Investigation Derived Waste 10
3.5 Revised SLERA 11
3.6 Data Gap Assessment 11
3.7 Regulator Station Abandonment 11

4. Conceptual Site Model 13

5. Schedule 14

Tables
1. Well Gauging and NAPL Summary
2. Summary of Groundwater Analysis Results
3. Conceptual Site Model Summary

Figures
1. Site Location Map
2. Site Layout and Historical Structures
3. Phase II/III ESA and Previous Investigation Locations
4A. Shallow Groundwater Contour Plan
4B. Intermediate Groundwater Contour Plan
4C. Deep Groundwater Contour Plan
4D. Bedrock Groundwater Contour Plan

Appendices

A. Significant Environmental Hazard Status Update Form: Soil
B. Laboratory Analytical Reports
C. Waste Shipment Documentation

SC/JSH:bdp

B:Working\EVERSOURCE\2200138 Rockville MGP Supp. Ph II_III ESA\DOCUMENTS\2023 Annual Report\Final\1 - 2023 Annual Report_FINAL_2023-12-15.docx

1. Introduction

On behalf of The Connecticut Light and Power Company (CL&P) dba Eversource Energy (Eversource), GEI Consultants, Inc. prepared this 2023 Annual Report for the Rockville former manufactured gas plant (MGP) site located at 13 Maple Street, in the Rockville section of Vernon, Connecticut (Site). The Site location is shown on Fig. 1. This report serves as the annual update as required by the Voluntary Remediation Program (VRP). The report summarizes pertinent background information for the Site, identifies remaining data gaps, summarizes project tasks completed in the calendar year, summarizes the conceptual site model (CSM), and provides an updated schedule.

2. Background

2.1 Site Description

The 3.43-acre Site is bounded by a wooded lot, a church, and residential properties to the north, Maple Street to the east, the Hockanum River and West Main Street to the south, and residential properties with frontage on West Street (Route 527) to the west. The Site is currently used as an electrical substation, Eversource's Substation 14W. The substation is enclosed by a perimeter fence that limits access to authorized personnel only. The Inner Substation Area includes the active electrical substation infrastructure including high voltage power lines, towers, transformers, and electrical control houses. Subsurface electrical power supply ducts and substation grounding grid are located beneath a crushed gravel cover inside the Inner Substation Area. Access to the Inner Substation Area is restricted by a high security fence equipped with barbed wire. Eversource requires notification and specialized training prior to entry to the Inner Substation Area and appropriate escort by qualified personnel.

The remainder of the parcel outside the Inner Substation Area is referred to as the Outer Substation Area (Fig. 2). The Outer Substation Area includes a grassed area surrounding the eastern and northern sides of the Site. A series of electrical duct banks extend from the switch gear beyond the northeastern Inner Substation Area into the Outer Substation Area that feed distribution poles along the site boundary with Maple Street. A fenced area with a high-pressure gas regulator/ control house is located on the western portion of the Outer Substation Area. The Hockanum River is in the Outer Substation Area and abuts the Inner Substation Area to the south. Wooded and overgrown areas are located on the northern portion of the Site adjacent to the St. Joseph's Church paved parking lot and along the southern portion of the Site between the Hockanum River and West Main Street.

The Site is zoned "NR-10", which is a designation provided to historic district neighborhood parcels. Surrounding land use within a 500-foot radius includes mixed residential, commercial, and industrial land use, schools, and a church.

2.2 Site History

2.2.1 Operational History

The Site was formerly a MGP that operated from 1863 until the mid-1930s when gas production ceased. The original MGP consisted of a distillation works and a gas holder, with coal gas produced by the retort process. By 1877, a second gas holder was erected, as well as a 1.5-story brick building to house gas production. In 1890, three gas engines were installed and the coal-gas made on-Site was consumed by electrical generators for arc lighting. In the

mid-1890s, the MGP was converted to make carbureted water-gas. A third gas holder was erected at the MGP in 1922. Gas production ceased prior to the mid-1930s.

The footprint of the former MGP structures is shown in Fig. 2. The former MGP was acquired by CL&P in 1935 and later converted to be used as an electrical substation and natural gas regulator station, as it remains today. The operations of the gas regulator station are being decommissioned in 2023 and 2024.

2.2.2 Previous Environmental Reports and Site Status

Several investigations were conducted at the Site during the 1990s as identified below:

- MGP Site Investigation, March 1992, NUSCO
- MGP Off-Site Investigation Phase I Interim Report, May 1993, NUSCO
- MGP Off-Site Investigation, April 1994, NUSCO
- Human Health Risk Assessment, December 1994, NUSCO
- Field Summary Report, April 1995, NUSCO
- Analysis of Remedial Alternatives, October 1996, RETEC

On September 2, 2015, Eversource entered the Site into the VRP, pursuant to Connecticut General Statutes (CGS) 22a-133x, by submitting an Environmental Condition Assessment Form (ECAF) and fee to the CT DEEP. Acknowledgment of the ECAF and fee was provided in a letter from CT DEEP dated September 24, 2015. Since CT DEEP did not indicate that the Commissioner's review and approval of the investigation was required within 30 days of the date of their letter, the Site was automatically delegated to a Licensed Environmental Professional (LEP).

A data summary of the investigations listed above is provided in the ECAF and the "Site Status and Condition Report" prepared by GEI, both of which are dated August 31, 2015, and submitted to CT DEEP on September 2, 2015. A Water-Supply Well Receptor Survey was also performed as part of the ECAF; no wells were identified within a 500-foot radius of the Site.

Eversource retained Tighe & Bond as the LEP firm in December 2015. Tighe & Bond conducted various Site investigation activities and submitted Annual Reports to CT DEEP from December 2016 and December 2021. Sample locations associated with investigations performed by Tighe & Bond are shown in Fig. 3. CT DEEP Significant Environmental Hazard Forms were also submitted as required. In 2020, an Off-Site Soil Vapor Assessment was completed and submitted to the church pastor. In 2021, Exponent Ecological and

Biological Sciences (Exponent) completed a Screening Level Ecological Risk Assessment (SLERA) that was submitted to CT DEEP. These activities have been summarized in prior annual reports.

In early 2022, Eversource once again retained GEI to plan and implement a Supplemental Phase II/III Environmental Site Assessment (ESA) Work Plan for the Site. On March 30, 2022, GEI provided a letter to CT DEEP indicating a change in the LEP of Record for the Site. GEI has recently assigned a new LEP of Record for this Site, Mr. Jeffrey Holden (LEP#423). Activities performed during 2023 are further discussed in Section 3.

2.3 Previously Identified Data Gaps and Status

Several data gaps were identified in 2022 based on GEI's understanding of the Site and prior investigation efforts. The Supplemental Phase II/III ESA Work Plan, the contents of which were summarized in the 2022 Annual Report submittal to CT DEEP, identified proposed activities to address these data gaps. The identified data gaps are summarized below, along with a brief summary of the status of each (in bold):

- Characterization of the nature and extent of the groundwater plume within the intermediate groundwater zone is needed to the west/northwest of MW-42M, which exceeds the Surface Water Protection Criteria (SWPC) for extractable total petroleum hydrocarbons (ETPH) and the Groundwater Protection Criteria (GWPC) for benzene and ETPH. **Additional wells were installed in 2022 and subject to quarterly monitoring in 2023 to delineate the affected groundwater area (see Section 3).**
- Additional groundwater data at St. Joseph's Church and proposed additional downgradient wells are needed to evaluate seasonal changes to constituents of concern (COCs) in groundwater downgradient of the Site. **Additional wells were installed in 2022 and subject to quarterly monitoring in 2023 to delineate the affected groundwater area (see Section 3).**
- Additional groundwater data at the northwestern and western portions of the Outer Substation Area is needed to evaluate seasonal changes to COCs in groundwater at monitoring wells MW-03DR and MW-39S. Wells RW-03M, MW-03DR, and MW-37S need to be gauged to evaluate if measurable volumes of tar have accumulated at these locations. **Additional monitoring of these wells was performed in 2023 (see Section 3).**
- Volatile organic compounds (VOCs) and petroleum-impacted groundwater in well MW-35S is within 15 feet of the ground surface of the electrical control house slab, thus warranting a soil vapor assessment beneath the control house. **Soil vapor testing was performed in the control house in March 2022. The detected concentrations of VOCs and ETPH were below both the RES VC**

and I/C VC for soil vapor and therefore meet the CT DEEP RSR Section 22a-133k-3(c)(1)(A) Alternative Demonstration of Compliance with Volatilization Criteria for Groundwater for Soil Vapor Below a Building. A summary memo was included as Appendix B to the 2022 Annual Report.

- Additional delineation of shallow soils (0 to 2 feet below ground surface) was needed around previous soil sample locations SB-76 and SB-78 to determine the extent of soil with benzo(a)pyrene concentrations exceeding the SEH Condition Notification Threshold Concentration. **The SEH Conditions have been delineated as further discussed in Section 2.4. An annual SEH Status Update Form was submitted in 2023 (see Section 3.3).**
- The SLERA completed by Exponent in 2021 indicated a potential for Site-related COCs in the Hockanum River portion of the Site to present adverse ecological effects to benthic invertebrates, fish, and semi-aquatic wildlife. The SLERA recommended further evaluation in a Baseline Ecological Risk Assessment (BERA). GEI recommended the performance of a refined SLERA in lieu of a BERA and additional data collection would be required in support of this. **Additional data collection was performed in 2022 and a refined SLERA was submitted to CT DEEP on May 31, 2023 (see Section 3.5).**

Following completion of the proposed investigation activities for the Supplemental Phase II/III ESA, the existing data gaps will be re-evaluated. The results of the data gap analysis will determine if the nature and extent of impacts associated with the former MGP site has been defined. Any additional information required to select and design a remedy for the Site and to demonstrate compliance with the CT DEEP Remediation Standard Regulations (RSRs) for soil, groundwater, and non-aqueous phase liquid (NAPL) impacts.

2.4 Significant Environmental Hazard (SEH) Reporting Background

During sampling for the Phase III Environmental Site Assessment (ESA) in 2018, a sample was detected above CT DEEP's Significant Environmental Hazard (SEH) Condition Notification Threshold Concentration of 30 mg/kg for benzo(a)pyrene (BaP). The sample was collected from surface soils at SS-102 located in the Inner Substation Area and was determined to be associated with historical fill. The exceedance was reported to CT DEEP in a SEH Notification Form (SEH ID:13641) on February 26, 2018. In response, CT DEEP issued an SEH Acknowledgment Letter on March 16, 2018, which stated that an immediate action to limit short-term risk was not required because the area was secured by permanent fencing. The letter required that the site investigation, remediation, and annual inspection reporting be continued in accordance with the plan provided in the SEH Notification Form.

Annual SEH Status Update Forms have been submitted to the CT DEEP since 2020 to provide an update on any SEH sampling, mitigation measures, and/or abatement activities. Additional locations exceeding the SEH Condition Threshold Concentration for BaP have been identified at the following locations and reported to the CT DEEP:

- In 2018, during the Phase III ESA, BaP washes detected above the SEH Condition Notification Threshold Concentration in surficial soils at HA-01A, HA-02, and HA-03 located around SS-102 and in the one-to-two-foot interval at HA-18 located in the Outer Substation Area.
- In 2020, on-going Phase III ESA sampling identified BaP above the SEH Condition Notification Threshold Concentration within historical fill in soil borings SB-76 and SB-78 located within the Inner Substation Area.
- In 2021, pre-characterization sampling to support the installation of a utility conduit duct bank found an SEH exceedance for BaP at OSS-4 in the Outer Substation Area. After excavation of the duct bank trench through the OSS-4 sample area, four sidewall samples including OSS-4NW, OSS-4NE, OSS-4SE and OSS-4SW, were collected from the trench. BaP results from these samples indicated the SEH condition was abated. The soils from the OSS-4 area were removed and disposed of offsite along with the other soils generated from the project under the same waste profile.

In March 2022, additional delineation sampling around SB-76 and SB-78 was performed. The additional sampling defined the limits of the SEH condition at boring SB-78 and approximately 18 tons of soil was excavated in May 2022, as summarized in the 2022 SEH Status Update Form submitted to the CT DEEP on May 25, 2022.

The March 2022 delineation sampling around boring SB-76 did not completely define the limits of the SEH condition in this area of the Site. Additional delineation sampling was completed in December 2022 and preliminary results were discussed in the 2022 Annual Report. Section 3.3 below discusses the SEH-related activities performed in 2023.

3. 2023 Site Activities

This section summarizes key project-related activities performed from January 2023 through mid-December 2023, including the following:

- Quarterly NAPL gauging and recovery.
- Quarterly groundwater monitoring.
- Additional SEH-related abatement and reporting.
- Investigation derived waste transport and disposal activities.
- Preparation and submittal of a refined SLERA.
- Ongoing data gap assessment.
- Management of soil generated during gas main abandonment activities.

Each of these is discussed in further detail in the following subsections.

3.1 Quarterly NAPL Gauging & Recovery

GEI's 2022 Work Plan included NAPL gauging of certain monitoring wells where NAPL was previously detected. This monitoring effort was continued through 2023 to understand NAPL thickness and recovery trends and to periodically remove NAPL from the existing well network if present and recoverable. Initially, a comprehensive well gauging event was performed in January 2023 and one of its objectives was to obtain an updated assessment regarding the presence of NAPL in the monitoring well network. Wells that were initially identified to contain NAPL included MW-2D, MW-3D, MW-10D, and MW-24S, all of which contained a tar-like dense non-aqueous phase liquid (DNAPL). However, during the April 2023 monitoring event, monitoring well MW-32S was observed to contain light non-aqueous phase liquid (LNAPL) and the well was therefore included in the subsequent NAPL gauging and recovery program.

Table 1 summarizes the NAPL gauging and recovery data from 2023. As indicated, LNAPL was observed in monitoring well MW-32S during two out of the three of the events where it was gauged (April, July, and October 2023; the well was not accessible during the January 2023 monitoring event). LNAPL thicknesses measured in MW-32S ranged from not detected to 2.15 feet. Approximately 2 gallons of LNAPL was recovered from the well in 2023. LNAPL was not detected in any other monitoring wells at the Site.

DNAPL was detected in the four wells listed above at thickness ranging from trace (< 0.01 feet) to 1.14 feet in MW-24S (October 2023). Recoverable DNAPL was removed from the wells during each event totaling approximately 3 gallons of DNAPL during 2023.

Recovered NAPL was contained on-Site in 55-gallon drums pending off-Site transport and disposal. IDW management is discussed below in Section 3.4. All NAPL detections during 2023 were from wells located within the Site property and no NAPL was detected in off-Site wells with the exception of monitoring well MW-20S immediately adjacent to the northern property boundary where trace amounts of NAPL were observed in purge water during the January 2023 monitoring event. We note that no measurable NAPL was detected during the gauging portion of the work.

3.2 Groundwater Monitoring

The 2022 Work Plan called for four rounds of quarterly groundwater monitoring at the Site following installation of the new wells. All four quarterly events were performed in 2023. The monitoring events included groundwater sample collection from up to sixteen wells including MW-3DR, MW-13M, MW-14M, MW-29S, MW-39S, MW-40S, MW-41S, MW-42S, MW-42M, MW-43S, MW-43M, MW-44S, MW-44M. MW-45S, MW-45M, and MW-46M. The groundwater monitoring program was primarily focused on the collection of groundwater analytical data from wells at the downgradient property boundary and downgradient properties. Note that all sixteen wells were not sampled every quarter due to factors including inaccessibility (MW-42S and MW-42M) or because four quarters of sampling was not scoped for certain wells in the Work Plan (MW-03DR and MW-39S). Where appropriate, Eversource coordinated with the associated private property owners in accordance with the access agreements previously executed in October 2022.

Groundwater samples were collected from each monitoring well utilizing low-flow/low-stress sampling techniques with submersible bladder pumps. During purging, aquifer parameters including temperature, pH, specific conductance, turbidity, dissolved oxygen, and oxidation reduction potential were monitored using a water quality monitor equipped with a flow through cell. A separate turbidity meter was used to collect turbidity measurements. Aquifer parameters, purging rates, and water levels were generally measured and recorded at five-minute intervals. Prior to sampling, depth to water was measured so that the mid-point of the saturated screen could be determined. Monitoring well sampling logs will be included in a comprehensive Phase III report to be submitted in the future.

All groundwater samples were analyzed for VOCs via EPA Method 8260, polycyclic aromatic hydrocarbons (PAHs) via EPA Method 8270D, ETPH via CT ETPH methodologies, total 15 RSR-listed metals via EPA Method 6000/7000 series, and total cyanide. Samples were placed in the appropriate containers and all containers were labeled including sample identifications, sampler initials, date, time and preservative. Samples were

then transported in iced coolers under chain of custody protocol to Phoenix Environmental Laboratory of Manchester, Connecticut for analysis.

Water level measurements are summarized in Table 1, and the groundwater analytical results are summarized in Table 2. The groundwater sampling results are discussed in the following subsections.

3.2.1 Well Gauging

During the January and April 2023 monitoring events, GEI completed a comprehensive well gauging round where all Site wells were gauged for depth to water and the presence of NAPL (NAPL gauging results discussed above, and the July and October 2023 events included wells potentially containing NAPL only). Groundwater depths were measured from the previously surveyed top of the PVC well riser pipe for each monitoring well using an electronic water level meter capable of measuring the depth to water to within 0.01 feet. Groundwater elevations were then calculated based on top of PVC well riser elevations previously surveyed to develop updated groundwater contours and approximate flow direction. As indicated on the attached Figs. 4A through 4D, groundwater in the shallow, intermediate, and deep overburden, and shallow bedrock flow in a northwesterly direction, similar to that previously documented. The shallow wells and surface water gauging data also suggest the Hockanum River is a "losing stream" adjacent to the Site, as indicated by prior investigations.

3.2.2 Groundwater Analytical Results

The 2023 groundwater analytical results were evaluated against the following criteria established in the RSRs: GWPC; SWPC; RES GWVC; and the I/C GWVC. The detected groundwater analytical results are provided in Table 2 and the analytical laboratory report is included in Appendix C.

VOCs were detected in five out of the 16 (maximum) wells sampled during the four quarterly events including MW-3DR, MW14M, MW-29S, MW-41S, and MW-42M. Detected VOC concentrations were below the stated RSR criteria with the exception of benzene and Isopropylbenzene detected in wells MW-14M, MW-29S, MW-41S (benzene only), and MW 42M. Note that tetrachloroethene (PCE) was detected in monitoring well MW-46M at concentrations ranging from 1.4 to 3.0 µg/L, below the GWPC. MW-46M is located downgradient from the former MGP site. PCE is not associated with former MGP operations and is not considered a Site-related constituent.

Several PAHs were detected in 12 of the 16 wells sampled as indicated in Table 2. PAH concentrations exceeded the GWPC and/or SWPC in wells including MW-3DR, MW-13M, MW-14M, MW-29S, MW-39S, MW-41S, MW-42S, MW-42M, MW-44S, MW-44M, MW 45S, and MW-45M. ETPH was also detected in five of the 15 wells at concentrations

ranging from 0.13 (MW-29S) to 2.2 mg/L (MW-14M). ETPH exceed the GWPC criteria in wells MW-14M, MW-29S, MW-39S, MW-41S, and MW-42M.

Certain metals were also detected above the applicable groundwater criteria including copper, lead, vanadium, zinc at MW-39S and nickel at MW-43M. As indicated on Table 2, these and other metals were detected in other monitoring wells at concentrations below the applicable groundwater criteria. Cyanide was detected in monitoring well MW-29S at 0.19 mg/L, below the GWPC. Cyanide was not detected in any of the other wells sampled.

The groundwater analytical data collected in 2023 does not indicate significant seasonal variation. Locations along the downgradient portion of the well network indicate compliance with the SWPC upgradient of any groundwater discharge location and therefore, no further delineation of groundwater zones are warranted. While downgradient concentrations slightly exceed the GWPC for one or more constituents, the exceedances are marginal and the trends are reducing along the groundwater flow path, so additional downgradient delineation is not currently anticipated (see Section 3.6).

3.3 Significant Environmental Hazard (SEH) Activities

As mentioned in Section 2.3, BaP was detected in soil above the SEH Condition Notification Threshold Concentration of 30 mg/kg at sample location SB-76 (0 to 2 feet). Additional delineation sampling was performed in December 2022 to further delineate this SEH exceedance. Specifically, soil samples were collected from the 0- to 1-foot and 1- to 2-foot depth intervals at an adjacent location SB-76A1 and submitted under chain-of-custody to Phoenix Laboratories for analysis of PAHs by EPA Method 8270D. The 2022 Annual Report indicated that the preliminary results for these samples were below SEH criteria. This was confirmed after receipt of final results and data quality review in 2023 such that the area around SB-76 is delineated as a result of the December 2022 sampling. The SEH sampling activities and data are further discussed in the 2023 CT DEEP SEH Status Update Form submitted to the CT DEEP on May 19, 2023, a copy of which is included as Appendix A. The remaining SEH conditions at the Site are protected within the outer or inner substation fence and will be abated as part of the Site wide remedy.

3.4 Investigation Derived Waste

As part of the quarterly NAPL gauging and recovery, groundwater sampling work and previous investigation work, waste streams were collected in appropriately labeled 55-gallon drums and stored in a designated drum storage area on-Site. Waste streams included NAPL, groundwater sampling purge water, and spent personal protective equipment (PPE) and disposable sampling supplies. The waste generated as part of the 2022 Investigation work was appropriately profiled and transported off-Site for disposal on February 8, 2023 to Red Technologies, LLC facility located in Portland, Connecticut. All drums were transported to the Clean Earth disposal facility located in Plainville, Connecticut for disposal. A total of

seven soil drums, six groundwater drums, and one spent PPE drum were transported off-Site for disposal. Copies of the shipping documentation are included in Appendix D. Drums used for collection of NAPL, sampling purge water, and spent PPE as part of the 2023 monitoring work continue to be used for waste collection and will be disposed of in 2024.

3.5 Revised SLERA

As indicated in Section 2.3, one of the previously identified data gaps was the need to revise the 2021 SLERA to further evaluate the potential for Site-related impacts to the Hockanum River portion of the Site. To this end, additional surface water and sediment sampling was performed in 2022 in accordance with the Supplemental Phase II/III ESA Work Plan. The resulting data were evaluated in the Refined Screening Level Ecological Risk Assessment (RSLERA), which was prepared by GEI and submitted to CT DEEP on May 31, 2023. The RSLERA concluded surface water conditions adjacent to the Site did not exceed environmental screening criteria such that no further evaluation of surface water was warranted. For sediment, the RSLERA concluded that sediment conditions adjacent to the Site were not statistically different relative to upstream conditions. Based on these conclusions, no further investigation, evaluation, or action with respect to ecological receptors is warranted pending CT DEEP review of the RSLERA.

3.6 Data Gap Assessment

In May 2023, GEI performed a Data Gap Assessment to provide an evaluation of the previously identified data gaps following completion of the additional investigation activities outlined in the 2022 Work Plan. The assessment concluded that no additional investigations beyond the work described in the 2022 Work Plan and summarized in the 2022 Annual Report and this 2023 Annual Report were necessary to address the identified data gaps. GEI is continuing to evaluate the Site for other potential data gaps and a comprehensive evaluation of historical data is currently being completed. Additionally, GEI and Eversource are assessing groundwater reclassification for groundwater west and northwest of the Site (downgradient). Initial steps related to groundwater reclassification will be to consult with CT DEEP personnel to evaluate the likelihood of reclassification approval given the Site and area conditions, and available data.

3.7 Regulator Station Abandonment

In September 2023, Yankee Gas Services Company dba Eversource Energy abandoned a natural gas main located at the northeast corner of the Site within the Outer Substation Area (Fig. 2). The gas regulator station associated with this gas main is being decommissioned in 2024. Soils were excavated as part of the utility abandonment work and temporarily stockpiled on and covered by polyethylene sheeting adjacent to the work area. GEI sampled

the stockpile for waste characterization purposes. The soil stockpile is profiled at an approved disposal facility, and it is anticipated to be transported off-Site in January 2024.

4. Conceptual Site Model

Tighe & Bond created a preliminary CSM summary table that was included in the 2021 Annual Report. That table was modified to reflect additional data/findings from activities previously performed in 2022 and available to date. The revised table is included as Table 3 of this Annual Report. Minor modifications/updates were made to this table to reflect 2023 monitoring data regarding off-Site groundwater impacts (AOC #23). However, none of the updates substantially change the CSM relative to the version included in the 2022 Annual Report.

A revised/updated CSM will be developed to identify releases, migration pathways, potential receptors, and risks of the environmental system at the Site. An updated CSM will be provided as part of the Comprehensive Phase III Report, and reflect the additional data and findings collected through the implementation of the 2022 Work Plan and any other collected data. In doing so, GEI intends to consolidate AOCs to provide a streamlined CSM to clearly document the three dimensional and temporal distribution of contaminants in the context of the geologic, hydrogeologic, and hydrologic framework of the Site.

5. Schedule

An approximate timeframe for the anticipated Site activities for 2024 is provided below. Timeframes are estimated based on recently completed activities and may be altered if additional data gaps are identified or delays are encountered. The schedule will be updated annually as new data is available.

Task	Details	Approximate Timeframe
Coordination with CT DEEP to discuss groundwater reclassification	Evaluate potential for reclassification of the GB boundary west of the Site based on data collected from Site investigations in 2022 and 2023.	January 2024
1Q24 Well Gauging and NAPL recovery	NAPL gauging and recovery at previously selected locations	January 2024
2Q24 Well Gauging and NAPL recovery	NAPL gauging and recovery at previously selected locations	April 2024
3Q24 Well Gauging and NAPL recovery	NAPL gauging and recovery at previously selected locations	July 2024
4Q24 Well Gauging and NAPL Recovery	NAPL gauging and recovery at previously selected locations	October 2024
2024 SEH Status Update Form	To include any SEH-related activities performed since the 2023 SEH Status Update Form submittal	By June 1, 2024
2024 Annual Report	Submittal to CT DEEP to include a summary of all investigation tasks and results completed in the calendar year	End of December 2024
Comprehensive Phase III Report	To be prepared approximately three months after the Q4 groundwater monitoring event, assuming no additional data gaps are identified based on results	Estimate submittal to CT DEEP in 2nd Quarter 2025

Tables

Table 1. Well Gauging and NAPL Summary
2023 Annual Report
Rockville Former MGP Site

Well ID	Location	Date:					1/9/2023					4/1/2023					7/1/2023					10/1/2023				
		Monitoring Well Construction Details																								
		Top of Well Casing or Measuring Point Elevation (ft. NAVD 88)	Ground Elevation (ft. MSL)	Midpoint Elevation of Screen	Completion Depth (ft. below grade)	Screen Interval (ft. below grade)	Depth to water (ft.)	Groundwater and River Elevation (ft. NAVD88)	Total Depth (ft.)	LNAPL Thickness (ft.)	DNAPL Thickness (ft.)	Depth to water (ft.)	Groundwater and River Elevation (ft. NAVD88)	Total Depth (ft.)	LNAPL Thickness (ft.)	DNAPL Thickness (ft.)	Depth to water (ft.)	Groundwater and River Elevation (ft. NAVD88)	Total Depth (ft.)	LNAPL Thickness (ft.)	DNAPL Thickness (ft.)	Depth to water (ft.)	Groundwater and River Elevation (ft. NAVD88)	Total Depth (ft.)	LNAPL Thickness (ft.)	DNAPL Thickness (ft.)
Monitoring Well Locations																										
MW-1S	Overgrown Area-Outer Substation	259.37	261.15	236.15	30	20-30	24.40	234.97	24.46	-	-	dry	-	24.57	-	-	-	-	-	-	-	-	-	-	-	-
MW-1D		259.59	261.24	191.24	75	65-75	25.29	234.30	-	-	-	24.40	235.19	-	-	-	-	-	-	-	-	-	-	-	-	-
MW-2S	Inner Substation	249.01	249.01		17	7-17	-	-	-	-	-	-	-	-	-	-	-	-	-	-	-	-	-	-	-	-
MW-2SR		247.10	247.48	235.48	17	7-17	8.23	238.87	14.80	-	-	7.55	239.55	-	-	-	-	-	-	-	-	9.38	237.72	31.00	-	Trace
MW-2D		247.62	249.01	222.01	32	22-32	10.78	236.84	31.08	-	0.40	10.03	237.59	31.11	-	1.40	9.77	237.85	31.00	-	1.00	-	-	-	-	-
MW-2BR		247.24	247.44		60	50-60	9.18	238.06	60.31	-	-	8.39	238.85	59.68	-	-	-	-	-	-	-	-	-	-	-	-
MW-3S	Wooded Area- Outer Substation	250.12	250.54	235.54	20	10-20	15.60	234.52	20.29	-	-	14.83	235.29	-	-	-	-	-	-	-	-	-	-	-	-	-
RW-03M		252.24			32	22-32	17.75	234.49	34.40	-	-	16.91	235.33	-	-	-	-	-	-	-	-	-	-	-	-	-
MW-3D		251.58	250.68	177.68	78	68-78	17.57	234.01	80.95	-	Trace	16.73	234.85	-	-	-	16.78	234.80	79.90	-	1.00	16.02	235.56	79.70	-	Trace
MW-3DR		252.58			84	74-84	18.54	234.04	83.54	-	-	17.70	234.88	-	-	-	17.72	234.86	-	-	-	16.88	235.70	-	-	-
MW-3BR		252.73	249.14		100	90-100	17.00	235.73	100.00	-	-	16.26	236.47	-	-	-	-	-	-	-	-	-	-	-	-	-
MW-4S	Grassed Area- Outer Substation	249.25	248.81	238.81	15	5-15	14.12	235.13	16.73	-	-	13.40	235.85	16.68	-	-	-	-	-	-	-	-	-	-	-	-
MW-4SR		249.11	248.81	234.11	20	10-20	13.98	235.13	20.70	-	-	13.27	235.84	20.81	-	-	-	-	-	-	-	-	-	-	-	-
MW-4D		249.40	248.75	194.25	59.5	49.5-59.5	14.11	235.29	61.83	-	-	13.32	236.08	61.84	-	-	-	-	-	-	-	-	-	-	-	-
MW-5S	Inner Substation	244.74	246.37	236.37	15	5-15	7.47	237.27	14.90	-	-	6.88	237.86	14.84	-	-	-	-	-	-	-	-	-	-	-	-
MW-5D		244.56	246.32	223.32	28	18-28	9.51	235.05	27.91	-	-	8.74	235.82	28.02	-	-	-	-	-	-	-	-	-	-	-	-
MW-6S	Grassed Area- Outer Substation	250.31	248.76	241.76	12	2-12	11.41	238.90	15.12	-	-	11.61	238.70	-	-	-	-	-	-	-	-	-	-	-	-	-
MW-6D		249.69	249.00	219.00	35	25-35	13.00	236.69	36.20	-	-	12.16	237.53	-	-	-	-	-	-	-	-	-	-	-	-	-
MW-7S		262.13	263.81	235.81	33	23-33	28.91	233.22	32.73	-	-	26.98	235.15	-	-	-	-	-	-	-	-	-	-	-	-	-
MW-7D		265.01	261.76	183.76	83	73-83	30.66	234.35	83.64	-	-	29.75	235.26	-	-	-	-	-	-	-	-	-	-	-	-	-
MW-8S		248.43	248.56		15	5-15	-	-	-	-	-	-	-	-	-	-	-	-	-	-	-	-	-	-	-	-
MW-8SR		246.29	246.69		17	7-17	-	-	-	-	-	-	-	-	-	-	-	-	-	-	-	-	-	-	-	-
MW-9S		254.17	255.75	235.75	25	15-25	15.79	238.38	24.68	-	-	15.08	239.09	-	-	-	-	-	-	-	-	-	-	-	-	-
MW-9D		253.95	255.63	190.63	70	60-70	19.05	234.90	70.70	-	-	18.16	235.79	-	-	-	-	-	-	-	-	-	-	-	-	-
MW-10S		257.82	259.42		25	15-25	-	-	-	-	-	-	-	-	-	-	-	-	-	-	-	-	-	-	-	-
MW-10SR		257.68	258.04	238.04	25	15-25	20.24	237.44	29.16	-	Trace	19.78	237.90	-	-	-	19.95	237.73	-	-	-	-	-	-	-	-
MW-10M		257.35	259.08	204.08	60	50-60	22.58	234.77	59.56	-	-	21.67	235.68	-	-	-	-	-	-	-	-	-	-	-	-	-
MW-10D		257.33	258.98	179.98	84	74-84	22.58	234.75	81.53	-	Trace	21.67	235.66	-	-	-	21.72	235.61	80.05	-	0.50	19.55	237.78	29.15		Trace
MW-10BR		257.33	257.57		100	90-100	22.76	234.57	100.08	-	-	21.84	235.49	-	-	-	-	-	-	-	-	-	-	-	-	-
MW-11S	West Main Street Parcel	252.17	251.20	238.70	17.5	7.5-17.5	13.02	239.15	19.95	-	-	12.20	239.97	-	-	-	-	-	-	-	-	-	-	-	-	-
MW-11D		251.91	251.10	229.60	24	19-24	12.76	239.15	25.72	-	-	11.95	239.96	-	-	-	-	-	-	-	-	-	-	-	-	-
MW-12S		251.54	250.80	239.80	16	6-16	13.31	238.23	19.21	-	-	13.00	238.54	-	-	-	-	-	-	-	-	-	-	-	-	-
MW-12D		251.69	250.90	231.40	22	17-22	13.74	237.95	24.38	-	-	12.55	239.14	-	-	-	-	-	-	-	-	-	-	-	-	-
MW-13S	St. Joseph Church Parking Lot	252.13	252.53	232.53	18.2	15-25	18.85	233.28	23.87	-	-	17.78	234.35	-	-	-	-	-	-	-	-	-	-	-	-	-
MW-13M		252.16	252.45		30.5-40.5		18.81	233.35	42.56	-	-	17.89	234.27	-	-	-	18.07	234.09	-	-	-	16.15	236.01	-	-	-
MW-13D		251.91	252.45	184.45	73	63-73	18.46	233.45	71.57	-	-	17.62	234.29	-	-	-	-	-	-	-	-	-	-	-	-	-
MW-14S		245.11	245.40	230.11	19.58	10-20	11.86	233.25	19.61	-	-	11.04	234.07	-	-	-	-	-	-	-	-	-	-	-	-	-
MW-14M		245.62			33	23-33	12.34	233.28	32.19	-	-	11.68	233.94	-	-	-	11.75	233.87	-	-	-	10.95	234.67	-	-	-
MW-14D		244.90	245.36	172.90	76.21	67-77	11.66	233.24	76.66	-	-	10.82	234.08	-	-	-	-	-	-	-	-	-	-	-	-	-
MW-16S	Outer Substation Area	246.82	244.86		17	7-17	11.85	234.97	20.08	-	-	11.04	235.78	20.08	-	-	-	-	-	-	-	-	-	-	-	-
MW-17S		245.72	246.01		17	7-17	11.24	234.48	16.66	-	-	10.44	235.28	16.66	-	-	-	-	-	-	-	-	-	-	-	-
MW-18D		254.03	251.16		82	72-82	23.90	230.13	85.03	-	-	19.59	234.44	-	-	-	-	-	-	-	-	-	-	-	-	-
MW-19S	St. Joseph Church Parking Lot	251.88	252.16		24	14-24	18.31	233.57	23.76	-	-	17.46	234.42	-	-	-	-	-	-	-	-	-	-	-	-	-
MW-20S		260.52	260.52		34	24-34	26.61	233.91	33.50	-	Trace	25.65	234.87	-	-	-	-	-	-	-	-	-	-	-	-	-
MW-21S		255.11	255.30		30	20-30	21.43	233.68	30.66	-	-	20.55	234.56	-	-	-	-	-	-	-	-	-	-	-	-	-
MW-23S	USPS ROW	268.98	269.20		39	29-39	34.14	234.84	38.68	-	-	33.08	235.90	-	-	-	-	-	-	-	-	-	-	-	-	-
MW-24S	Grassed Area- Outer Substation	257.07	257.59		31	21-31	22.36	234.71	31.76	-	Trace	21.20	235.87	-	-	3.88	21.56	235.51	31.48	-	6.00	20.56	236.51	31.39	-	Trace
MW-25S		250.82	250.99		24	14-24	16.17	234.65	23.89	-	-	15.35	235.47	-	-	-	-	-	-	-	-	12.83	237.99	19.65	-	Trace
MW-26S	Front of St. Joseph Convent	243.97	244.53	234.53	15	5-15	9.67	234.30	15.54	-	-	8.79	235.18	-	-	-	-	-	-	-	-	-	-	-	-	-
MW-26D		244.28	244.45	175.45	74	64-74	10.92	233.36	72.05	-	-	10.11	234.17	-	-	-	-	-	-	-	-	-	-	-	-	-
MW-26BR		244.16	244.32	162.32	87	77-87	10.75	233.41	89.89	-	-	10.02	234.14	-	-	-	-	-	-	-	-	-	-	-	-	-
MW-27S	17 Maple Street	260.80	261.00		34	24-34	-	-	-	-	-	-	-	-	-	-	-	-	-	-	-	-	-	-	-	-
MW-28S	Maple Street ROW	263.85	264.11		37	27-37	29.77	234.08	37.27	-	-	28.75	235.10	-	-	-	-	-	-	-	-	-	-	-	-	-

Table 1. Well Gauging and NAPL Summary
2023 Annual Report
Rockville Former MGP Site

Well ID	Location	Date:					1/9/2023					4/1/2023					7/1/2023					10/1/2023				
		Monitoring Well Construction Details																								
		Top of Well Casing or Measuring Point Elevation (ft. NAVD 88)	Ground Elevation (ft. MSL)	Midpoint Elevation of Screen	Completion Depth (ft. below grade)	Screen Interval (ft. below grade)	Depth to water (ft.)	Groundwater and River Elevation (ft. NAVD88)	Total Depth (ft.)	LNAPL Thickness (ft.)	DNAPL Thickness (ft.)	Depth to water (ft.)	Groundwater and River Elevation (ft. NAVD88)	Total Depth (ft.)	LNAPL Thickness (ft.)	DNAPL Thickness (ft.)	Depth to water (ft.)	Groundwater and River Elevation (ft. NAVD88)	Total Depth (ft.)	LNAPL Thickness (ft.)	DNAPL Thickness (ft.)	Depth to water (ft.)	Groundwater and River Elevation (ft. NAVD88)	Total Depth (ft.)	LNAPL Thickness (ft.)	DNAPL Thickness (ft.)
Monitoring Well Locations																										
MW-29S	St. Joseph Church Front Lawn	244.09	244.24	231.24	18	8-18	10.98	233.11	17.75	-	-	10.19	233.90	-	-	-	10.31	233.78	-	-	-	9.54	234.55	-	-	-
MW-29D		244.00	244.31	174.31	75	65-75	10.91	233.09	74.90	-	-	10.14	233.86	-	-	-	-	-	-	-	-	-	-	-	-	-
MW-30S	Rear of Substation	244.46	244.58		12	2-12	8.90	235.56	11.36	-	-	7.15	237.31	-	-	-	-	-	-	-	-	-	-	-	-	-
MW-31S	West Street ROW	246.16			17	7-17	10.19	235.97	16.93	-	-	9.53	236.63	-	-	-	-	-	-	-	-	-	-	-	-	-
MW-32S	Inner Substation	249.50	250.00		20	10-20	-	-	-	-	-	15.52	233.98	13.66	2.15	-	14.30	235.20	19.80	0.75	-	14.10	235.40	-	-	-
MW-33S		247.19	247.49		19	9-19	12.10	235.09	14.69	-	-	11.37	235.82	14.65	-	-	-	-	-	-	-	-	-	-	-	-
MW-34S		247.09	247.39		15	5-15	8.39	238.70	14.14	-	-	7.74	239.35	14.15	-	-	-	-	-	-	-	-	-	-	-	-
MW-35S		247.68	248.01		17	7-17	8.87	238.81	16.15	-	-	8.23	239.45	16.15	-	-	-	-	-	-	-	-	-	-	-	-
MW-36S		246.36	246.66		15	5-15	7.76	238.60	14.50	-	-	6.87	239.49	14.53	-	-	-	-	-	-	-	-	-	-	-	-
MW-37S	Outer Substation Area	260.21			28	18-28	26.01	234.20	30.28	-	-	25.06	235.15	-	-	-	-	-	-	-	-	-	-	-	-	-
MW-37D		260.77	265.05	185.05	85	75-85	26.56	234.21	88.51	-	-	25.68	235.09	-	-	-	-	-	-	-	-	-	-	-	-	-
MW-37BR		260.05	257.41	157.41	105	95-105	25.93	234.12	100.00	-	-	25.11	234.94	-	-	-	-	-	-	-	-	-	-	-	-	-
MW-38S	Rear of Substation	243.31	243.71		9	4-9	6.89	236.42	9.58	-	-	6.24	237.07	-	-	-	-	-	-	-	-	-	-	-	-	-
MW-39S		243.76	243.41		9	4-9	7.20	236.56	8.90	-	-	6.42	237.34	-	-	-	6.25	237.51	-	-	-	-	-	-	-	-
MW-40S	Front of school	245.19			20	10-20'	12.00	233.19	19.78	-	-	11.20	233.99	-	-	-	11.33	233.86	-	-	-	10.70	234.49			
MW-41S	Front of St. Joseph Church	244.46			20	10-20'	11.71	232.75	19.96	-	-	10.85	233.61	-	-	-	10.95	233.51	-	-	-	10.38	234.08	-	-	-
MW-42S	NE of Windsor Ave and West St intersection	243.20			20	10-20'	10.34	232.86	19.02	-	-	9.61	233.59	-	-	-	-	-	-	-	-	9.04	234.16	-	-	-
MW-42M		243.21			38	28-38'	9.35	233.86	33.42	-	-	9.50	233.71	-	-	-	-	-	-	-	-	8.90	234.31	-	-	-
MW-43S	SW of West St and Union St intersection	244.60			20	10-20'	12.05	232.55	20.14	-	-	11.28	233.32	-	-	-	11.40	233.20	-	-	-	10.85	233.75	-	-	-
MW-43M		244.70			34	24-34'	11.97	232.73	33.10	-	-	11.15	233.55	-	-	-	11.24	233.46	-	-	-	10.63	234.07	-	-	-
MW-44S	Walgreens Parking Lot	243.01	243.54		10-20'		11.37	231.64	20.04	-	-	10.65	232.36	-	-	-	-	-	-	-	-	10.08	232.93	-	-	-
MW-44M		243.33	243.59		30-40'		11.28	232.05	41.41	-	-	10.53	232.80	-	-	-	10.74	232.59	-	-	-	10.02	233.31	-	-	-
MW-45S	40 West Café Parking lot	244.20	244.47		10-20'		8.58	235.62	19.42	-	-	7.49	236.71	-	-	-	7.73	236.47	-	-	-	7.78	236.42	-	-	-
MW-45M		244.14	244.45		30-40'		11.77	232.37	39.45	-	-	10.83	233.31	-	-	-	11.01	233.13	-	-	-	10.3	233.84	-	-	-
MW-46M	43 West Street	243.88	244.30		29-39'		10.62	233.26	41.35	-	-	6.88	237.00	-	-	-	10	233.88	-	-	-	9.3	234.58	-	-	-
Hockanum River Piezometers and Gauging Locations																										
RG-1 (River Gauge)	Hockanum River	245.12			-	-	-	-	-	-	-	-	-	-	-	-	-	-	-	-	-	-	-	-	-	-
PZ-1		244.54			-	-	-	-	-	-	-	-	-	-	-	-	-	-	-	-	-	-	-	-	-	-
PZ-1 River Level		244.54			-	-	-	-	-	-	-	-	-	-	-	-	-	-	-	-	-	-	-	-	-	-
PZ-1A		246.79			2 ft. below river bottom	1 to 2 ft. below river bottom	-	-	-	-	-	-	-	-	-	-	-	-	-	-	-	-	-	-	-	-
PZ-1A River Level		246.79			-	-	-	-	-	-	-	-	-	-	-	-	-	-	-	-	-	-	-	-	-	-
PZ-2A		244.90			2 ft. below river bottom	1 to 2 ft. below river bottom	-	-	-	-	-	-	-	-	-	-	-	-	-	-	-	-	-	-	-	-
PZ-2A River Level		244.90			-	-	-	-	-	-	-	-	-	-	-	-	-	-	-	-	-	-	-	-	-	-
PZ-3A		244.12			2 ft. below river bottom	1 to 2 ft. below river bottom	-	-	-	-	-	-	-	-	-	-	-	-	-	-	-	-	-	-	-	-
PZ-3A River Level		244.90			-	-	-	-	-	-	-	-	-	-	-	-	-	-	-	-	-	-	-	-	-	-
SG-01		247.70					4.81	242.89	-	-	-	4.52	243.18	-	-	-	-	-	-	-	-	-	-	-	-	-
SG-02		247.48					4.75	242.73	-	-	-	4.64	242.84	-	-	-	-	-	-	-	-	-	-	-	-	-
SG-03		245.40					4.67	240.73	-	-	-	4.28	241.12	-	-	-	-	-	-	-	-	-	-	-	-	-
SG-04		241.72					4.79	236.93	-	-	-	4.46	237.26	-	-	-	-	-	-	-	-	-	-	-	-	-
SG-05		241.16					4.8	236.36	-	-	-	4.55	236.61	-	-	-	-	-	-	-	-	-	-	-	-	-

Notes:
NA -Not Applicable
* - Data Unavailable
"S" denotes a water table monitoring well (Shallow Groundwater Zone)
"M" denotes an intermediate monitoring well (Intermediate Groundwater Zone)
"D" denotes a deep monitoring well (Intermediate Groundwater Zone)
red text- indicates a well was destroyed or unusable.
Denotes product observed in the well : measured or observed during development or pumping.
Elevation for measuring point was surveyed by Kratzer Jones Associates in 2016 and 2017. Elevations in NAVD 88.
MSL- mean sea level-Elevations obtained from Eversource survey information: Rockville Manufactured Gas Plant Site Investigation Report dated March 1992
PZ-18

Table 2. Summary of Groundwater Analysis Results
2023 Annual Report
Rockville Former MGP SIte

					Sample Name	MW-3DR			MW-13M				DUP011023	MW-14M				MW-29S				MW-39S		MW-40S			
					Sample Date	4/7/2023	7/11/2023	10/16/2023	1/10/2023	4/4/2023	7/12/2023	10/16/2023	1/10/2023	1/10/2023	4/4/2023	7/12/2023	10/16/2023	1/12/2023	4/5/2023	7/14/2023	10/18/2023	7/11/2023	10/18/2023	1/12/2023	4/7/2023	7/12/2023	10/19/2023
					Parent Sample								MW-13M														
Analyte	**Units**	**GWPC**	**Res GWVC**	**I/C GWVC**	**SWPC**																						
BTEX	ug/L																										
Benzene		1	215	530	710	< 0.70	< 0.70 J	< 0.70	< 0.70	< 0.70	< 0.70	< 0.70	< 0.70	**820**	**1000**	**660**	**820**	**5.2**	**9.8**	**17**	**41**	< 0.70	< 0.70	< 0.70	< 0.70	< 0.70	< 0.70
Toluene		1000	23500	50000	4000000	< 1.0	< 1.0 J	< 1.0	< 1.0	< 1.0	< 1.0	< 1.0	< 1.0	**2.8**	< 20	< 5.0	< 20	< 1.0	< 1.0	< 1.0	< 1.0	< 1.0	< 1.0	< 1.0	< 1.0	< 1.0	< 1.0
Ethylbenzene		700	50000	50000	580000	**2.3**	< 1.0 J	< 1.0	< 1.0	< 1.0	< 1.0	< 1.0	< 1.0	**570**	**550**	**290**	**460**	< 1.0	**1.9**	< 1.0	< 1.0	< 1.0	< 1.0	< 1.0	< 1.0	< 1.0	< 1.0
o-Xylene		530	21300	50000	270*	**1.1**	< 1.0 J	< 1.0	< 1.0	< 1.0	< 1.0	< 1.0	< 1.0	**130**	**130**	**61**	**96**	< 1.0	**5.7**	**9.3**	**22**	< 1.0	< 1.0	< 1.0	< 1.0	< 1.0	< 1.0
m/p-Xylene		530	21300	50000	270*	**2.9**	< 1.0 J	< 1.0	< 1.0	< 1.0	< 1.0	< 1.0	< 1.0	**49**	**62**	**22**	**38**	< 1.0	< 1.0	< 1.0	**1.2**	< 1.0	< 1.0	< 1.0	< 1.0	< 1.0	< 1.0
Total Xylene		530	21300	50000	270*	**4.0**	< 1.0 J	< 1.0	< 1.0	< 1.0	< 1.0	< 1.0	< 1.0	**179.0**	**192**	**83.0**	**134**	< 1.0	**5.7**	**9.3**	**23.2**	< 1.0	< 1.0	< 1.0	< 1.0	< 1.0	< 1.0
Other Volatile Organic Compounds	ug/L																										
n-Butylbenzene		350*	1600*	21800*	10000*	< 1.0	< 1.0 J	< 1.0	< 1.0	< 1.0	< 1.0	< 1.0	< 1.0	**1.2**	< 20	< 5.0	< 20	< 1.0	< 1.0	< 1.0	< 1.0	< 1.0	< 1.0	< 1.0	< 1.0	< 1.0	< 1.0
p-Cymene (4-Isopropyltoluene)		25*	870*	2100*	200*	< 1.0	< 1.0 J	< 1.0	< 1.0	< 1.0	< 1.0	< 1.0	< 1.0	**1.1**	< 20	< 5.0	< 20	< 1.0	< 1.0	< 1.0	< 1.0	< 1.0	< 1.0	< 1.0	< 1.0	< 1.0	< 1.0
Isopropylbenzene		25*	900*	2200*	210*	< 1.0	< 1.0 J	< 1.0	< 1.0	< 1.0	< 1.0	< 1.0	< 1.0	**29**	**24**	**20**	**22**	**4.0**	**4.8**	**5.7**	**15**	< 1.0	< 1.0	< 1.0	< 1.0	< 1.0	< 1.0
n-Propylbenzene		50*	1200*	2900*	10000*	< 1.0	< 1.0 J	< 1.0	< 1.0	< 1.0	< 1.0	< 1.0	< 1.0	**9.8**	< 20	**5.5**	< 20	< 1.0	< 1.0	< 1.0	**1.7**	< 1.0	< 1.0	< 1.0	< 1.0	< 1.0	< 1.0
Tetrachloroethene (PCE)		5	340	810	88	< 1.0	< 1.0 J	< 1.0	< 1.0	< 1.0	< 1.0	< 1.0	< 1.0	< 1.0	< 20	< 5.0	< 20	< 1.0	< 1.0	< 1.0	< 1.0	< 1.0	< 1.0	< 1.0	< 1.0	< 1.0	< 1.0
1,2,4-Trimethylbenzene		140*	940*	12800*	150*	**5.8**	< 1.0 J	< 1.0	< 1.0	< 1.0	< 1.0	< 1.0	< 1.0	**56**	**50**	**26**	**43**	< 1.0	< 1.0	**4.1**	**1.2**	< 1.0	< 1.0	< 1.0	< 1.0	< 1.0	< 1.0
1,3,5-Trimethylbenzene		140*	730*	10000*	260*	**2.1**	< 1.0 J	< 1.0	< 1.0	< 1.0	< 1.0	< 1.0	< 1.0	**7.4**	< 20	< 5.0	< 20	< 1.0	< 1.0	< 1.0	< 1.0	< 1.0	< 1.0	< 1.0	< 1.0	< 1.0	< 1.0
Polycyclic Aromatic Hydrocarbon	ug/L																										
Acenaphthene		420*	30500*	50000*	150*	**8.9**	< 0.47	< 0.48	< 0.47	< 0.50	< 0.51	< 0.47	< 0.48	**110**	**90**	**40**	**82**	**21**	**25**	**33**	**37**	**2.0**	**1.3**	< 0.47	< 0.48	< 0.48	< 0.47
Acenaphthylene		420	NE	NE	0.3	**15**	**0.64**	**0.58**	< 0.28	< 0.30	< 0.30	< 0.28	< 0.29	**1.7**	**1.4 J**	**0.87**	**1.5**	**0.38**	**0.78**	**0.57**	**0.56**	**3.0**	**5.5**	< 0.28	< 0.29	< 0.29	< 0.28
Anthracene		2000	NE	NE	110000	**4.6**	< 0.47	< 0.48	< 0.47	< 0.50	< 0.51	< 0.47	< 0.48	**5.2**	**5.0**	**3.3**	**4.4**	< 0.49	< 0.48	**0.63**	< 0.49	**1.9**	**1.6**	< 0.47	< 0.48	< 0.48	< 0.47
Benzo(a)anthracene		0.06	NE	NE	0.3	**1.6**	0	**0.39**	< 0.05	< 0.05	**0.06**	< 0.05	< 0.05	**0.20**	**0.42**	**0.26**	**0.18**	< 0.05	< 0.05	< 0.05	< 0.05	**0.24**	**0.38**	< 0.05	< 0.05	< 0.05	< 0.05
Benzo(b)fluoranthene		0.08	NE	NE	0.3	**0.72**	< 0.07	**0.25**	< 0.07	< 0.07	**0.10**	< 0.07	< 0.07	< 0.07	**0.13**	**0.13**	< 0.07	< 0.07	< 0.07	< 0.07	< 0.07	**1.2**	**2.8**	< 0.07	< 0.07	< 0.07	< 0.07
Benzo(k)fluoranthene		0.5	NE	NE	0.3	**0.88**	< 0.28	**0.32**	< 0.28	< 0.30	< 0.30	< 0.28	< 0.29	< 0.28	< 0.28	< 0.29	< 0.29	< 0.29	< 0.29	< 0.28	< 0.29	**0.80**	**0.78**	< 0.28	< 0.29	< 0.29	< 0.28
Benzo(g,h,i)perylene		0.48*	NE	NE	150*	**0.69**	< 0.45	< 0.46	< 0.45	< 0.48	< 0.48	< 0.45	< 0.46	< 0.45	< 0.45	< 0.47	< 0.47	< 0.47	< 0.46	< 0.45	< 0.47	**2.1**	**4.3**	< 0.45	< 0.46	< 0.46	< 0.45
Benzo(a)pyrene		0.2	NE	NE	0.3	**1.9**	< 0.19	**0.64**	< 0.19	< 0.20	< 0.20	< 0.19	< 0.19	< 0.19	**0.37**	**0.21**	< 0.20	< 0.20	< 0.19	< 0.19	< 0.19	**1.4**	**4.8**	< 0.19	< 0.19	< 0.19	< 0.19
Chrysene		4.8*	NE	NE	0.54*	**1.2**	< 0.47	< 0.48	< 0.47	< 0.50	< 0.51	< 0.47	< 0.48	< 0.47	< 0.47	< 0.49	< 0.49	< 0.49	< 0.48	< 0.47	< 0.49	< 0.51	< 0.69	< 0.47	< 0.48	< 0.48	< 0.47
Dibenz(a,h)anthracene		0.1*	NE	NE	0.3*	**0.15**	< 0.09	< 0.10	< 0.09	< 0.10	< 0.10	< 0.09	< 0.10	< 0.09	< 0.09	< 0.10	< 0.10	< 0.10	< 0.10	< 0.09	< 0.10	**0.41**	**0.78**	< 0.09	< 0.10	< 0.10	< 0.09
Fluoranthene		280	NE	NE	3700	**5.2**	< 0.47	**0.58**	< 0.47	< 0.50	< 0.51	< 0.47	< 0.48	**5.3 J**	**5.1**	**4.1**	**4.4**	**0.51**	**0.53**	**0.73**	**0.75**	< 0.51	< 0.69	< 0.47	< 0.48	< 0.48	< 0.47
Fluorene		280	NE	NE	140000	**9.3**	< 0.47	< 0.48	< 0.47	< 0.50	< 0.51	< 0.47	< 0.48	**25**	**16**	**11**	**17**	**1.9**	**1.8**	**1.2**	**2.9**	**1.5**	**1.8**	< 0.47	< 0.48	< 0.48	< 0.47
Indeno(1,2,3-cd)pyrene		0.1*	NE	NE	0.54*	**0.83**	< 0.09	**0.25**	< 0.09	< 0.10	< 0.10	< 0.09	< 0.10	< 0.09	**0.13**	**0.11**	< 0.10	< 0.10	< 0.10	< 0.09	< 0.10	**2.0**	**4.0**	< 0.09	< 0.10	< 0.10	< 0.09
2-Methylnaphthalene		28*	1000*	13100*	62*	**33**	< 0.47	< 0.48	< 0.47	< 0.50	< 0.51	< 0.47	< 0.48	**49 J**	**49**	**12**	**42**	< 0.49	< 0.48	< 0.47	< 0.49	< 0.51	< 0.69	< 0.47	< 0.48	< 0.48	< 0.47
Naphthalene		280	NE	NE	210*	**120**	< 0.47	< 0.48	< 0.47	< 0.50	< 0.51	< 0.47	< 0.48	**1200 J**	**870**	**260**	**810**	< 0.49	**1.9 J**	**12**	**49**	< 0.51	< 0.69	< 0.47	< 0.48	< 0.48	< 0.47
Phenanthrene		200	NE	NE	14	**16**	< 0.06	**0.63**	< 0.06	< 0.06	< 0.06	< 0.06	< 0.06	**16**	**13**	**7.9**	**14**	**1.4**	**1.4**	**1.5**	**0.43**	**0.11**	**0.10**	< 0.06	< 0.06	< 0.06	< 0.06
Pyrene		200	NE	NE	110000	**6.8**	< 0.47	**0.83**	< 0.47	< 0.50	< 0.51	< 0.47	< 0.48	**6.5**	**6.1**	**5.1**	**5.2**	< 0.49	**0.58**	**0.81**	**0.81**	< 0.51	< 0.69	< 0.47	< 0.48	< 0.48	< 0.47
Total Metals	mg/L																										
Antimony		0.006	NE	NE	86	< 0.005	< 0.005	< 0.005	< 0.005	< 0.005	< 0.005	< 0.005	< 0.005	< 0.005	< 0.005	< 0.005	< 0.005	< 0.005	< 0.005	< 0.005	< 0.006	< 0.005	< 0.006	< 0.005	< 0.005	< 0.005	< 0.006
Arsenic		0.05	NE	NE	0.004	< 0.004	< 0.004	< 0.004	< 0.004	< 0.004	< 0.004	< 0.004	< 0.004	< 0.004	< 0.004	< 0.004	< 0.004	< 0.004	< 0.004	< 0.004	< 0.004	**0.007**	< 0.004	< 0.004	< 0.004	< 0.004	< 0.004
Barium		1	NE	NE	2.2*	**0.105**	**0.105**	**0.102**	**0.283**	**0.266**	**0.281**	**0.280**	**0.276**	**0.243**	**0.237**	**0.183**	**0.224**	**0.085**	**0.360**	**0.154**	**0.172**	**0.089**	**0.168**	**0.070**	**0.081**	**0.095**	**0.082**
Beryllium		0.004	NE	NE	0.004	< 0.001	< 0.001	< 0.001	< 0.001	< 0.001	< 0.001	< 0.001	< 0.001	< 0.001	< 0.001	< 0.001	< 0.001	< 0.001	< 0.001	< 0.001	< 0.001	< 0.001	< 0.001	< 0.001	< 0.001	< 0.001	< 0.001
Cadmium		0.005	NE	NE	0.006	< 0.001	< 0.001	< 0.001	< 0.001	< 0.001	< 0.001	< 0.001	< 0.001	< 0.001	< 0.001	< 0.001	< 0.001	< 0.001	< 0.001	< 0.001	< 0.001	< 0.001	**0.002**	< 0.001	< 0.001	< 0.001	< 0.001
Chromium		0.05	NE	NE	NE	**0.002**	< 0.001	**0.002**	**0.002**	**0.002**	< 0.001	**0.001**	**0.001**	**0.003**	**0.003**	< 0.001	**0.003**	< 0.001	**0.014**	< 0.001	< 0.001	**0.011**	**0.036**	< 0.001	**0.001**	**0.002**	< 0.001
Copper		1.3	NE	NE	0.048	< 0.005	< 0.005	< 0.005	< 0.005	< 0.005	< 0.005	< 0.005	< 0.005	< 0.005	< 0.005	< 0.005	< 0.005	< 0.005	**0.018**	< 0.005	< 0.005	**0.015**	**0.053**	< 0.005	< 0.005	< 0.005	< 0.005
Lead		0.015	NE	NE	0.013	< 0.001	< 0.001	< 0.001	< 0.001	< 0.001	< 0.001	< 0.001	**0.001**	**0.003**	**0.003 J**	**0.002**	**0.003 J**	< 0.001	**0.006 J**	< 0.001	< 0.001	**0.011**	**0.060**	< 0.001	< 0.001	< 0.001	< 0.001
Mercury		0.002	NE	NE	0.0004	< 0.0002	< 0.0002	< 0.0002	< 0.0002	< 0.0002	< 0.0002	< 0.0002	< 0.0002	< 0.0002	< 0.0002	< 0.0002	< 0.0002	< 0.0002	< 0.0002	< 0.0002	< 0.0002	< 0.0002	< 0.0002	< 0.0002	< 0.0002	< 0.0002	< 0.0002
Nickel		0.1	NE	NE	0.88	< 0.001	< 0.001	**0.002**	**0.003 J**	**0.004**	**0.003**	**0.001**	**0.062 J**	**0.003**	**0.004**	**0.002**	**0.002**	< 0.001	**0.015**	< 0.001	< 0.001	**0.008**	**0.028**	< 0.001	< 0.001	**0.002**	< 0.001
Selenium		0.05	NE	NE	0.05	< 0.010	< 0.010	< 0.010	< 0.010	< 0.010	< 0.010	< 0.010	< 0.010	< 0.010	< 0.010	< 0.010	< 0.010	< 0.010	< 0.010	< 0.010	< 0.010	< 0.010	< 0.010	< 0.010	< 0.010	< 0.010	< 0.010
Silver		0.036	NE	NE	0.012	< 0.001	< 0.001	< 0.001	< 0.001	< 0.001	< 0.001	< 0.001	< 0.001	< 0.001	< 0.001	< 0.001	< 0.001	< 0.001	< 0.001	< 0.001	< 0.001	< 0.001	< 0.001	< 0.001	< 0.001	< 0.001	< 0.001
Thallium		0.005	NE	NE	0.063	< 0.0005	< 0.0005	< 0.0005	< 0.0005	< 0.0005	< 0.0005	< 0.0005	< 0.0005	< 0.0005	< 0.0005	< 0.0005	< 0.0005	< 0.0005	< 0.005	< 0.0005	< 0.0005	< 0.0005	< 0.0005	< 0.0005	< 0.0005	< 0.0005	< 0.0005
Vanadium		0.05	NE	NE	0.27*	< 0.002	< 0.002	< 0.002	< 0.002	< 0.002	< 0.002	< 0.002	< 0.002	**0.005**	**0.004**	< 0.002	**0.004**	< 0.002	**0.021**	< 0.002	< 0.002	**0.018**	**0.051**	< 0.002	< 0.002	**0.003**	< 0.002
Zinc		5	NE	NE	0.123	< 0.005	< 0.004	**0.006**	**0.006**	< 0.005	< 0.004	< 0.004	**0.006**	**0.010**	**0.009 J**	**0.024**	**0.010**	< 0.004	**0.038 J**	**0.005**	**0.004**	**0.162**	**0.409**	< 0.004	< 0.004	**0.014**	< 0.004
Cyanides	mg/L																										
Total Cyanide		0.2	NE	NE	0.052	< 0.010	< 0.010	< 0.010	< 0.010	< 0.010	< 0.010	< 0.010	< 0.010	< 0.010	< 0.010	< 0.010	< 0.010	**0.019**	< 0.010	< 0.010	< 0.010	< 0.010	< 0.010	< 0.010	< 0.010	< 0.010	< 0.010
ETPH																											
C9-C36	mg/L	0.25	0.25	0.25	0.25	< 0.066	< 0.067	< 0.071	< 0.067	< 0.066	< 0.066	< 0.068	< 0.067	**2.1 J**	**2.2**	**1.3**	**1.4 J**	**0.13 J**	**0.61**	**0.34**	**0.55**	**0.61**	**0.76**	< 0.071 J	< 0.066	< 0.067	< 0.066

Notes:
mg/L = milligrams/liter
ug/L = micrograms per liter or parts per billion (ppb)
BTEX = Benzene, Toluene, Ethylbenzene, and Xylenes

Ammended Remediation Standard Regulations (RSRs) of the Regulations of Connecticut State Agencies (RCSA) 22a-133k-1 through 22a-133k-3. The effective date of the amended RSRs is June 27, 2013 used in combination with 2018 CAPS where the RSR criteria are not available.

* indicates value is obtained from 2018 Technical Support Document (TSD) for Common Additional Polluting Substances (CAPS)
GWPC = Ground Water Protection Criteria means the concentrations identified in in Appendix A to RCSA sections 22a-133k-1 through 22a-133k-3.
I/C GWVC = Industrial/Commercial groundwater volatilization criteria means the concentrations identified in in Appendix A to RCSA sections 22a-133k-1 through 22a-133k-3.
Res GWVC = Residential groundwater volatilization criteria means the concentrations identified in in Appendix A to RCSA sections 22a-133k-1 through 22a-133k-3.
SWPC = Surface Water Protection Criteria criteria means the concentrations identified in in Appendix A to RCSA sections 22a-133k-1 through 22a-133k-3.

CAS No. = Chemical Abstracts Service Number
NE = Not Established

Bolding indicates a detected result concentration
Shading and bolding indicates that the detected concentration is above the CT RSR it was compared to

Validation Qualifiers:
< = The analyte was not detected at a concentration above the specified laboratory reporting limit.
J = The result is an estimated value.

Monitoring wells MW-42S andMW-42M were inaccessible and not sampled in August 2023 due to construction work being conducted at the adjacent gas station.
Monitoring well MW-39S was only sampled in July and October 2023 due to an inadequate amount of

Table 2. Summary of Groundwater Analysis Results
2023 Annual Report
Rockville Former MGP SIte

					Sample Name	MW-41S				MW-42S			DUP-01	MW-42M			MW-43S				MW-43M			
					Sample Date	1/12/2023	4/6/2023	7/14/2023	10/18/2023	1/12/2023	4/6/2023	10/18/2023	4/6/2023	1/12/2023	4/6/2023	10/18/2023	1/11/2023	4/6/2023	7/14/2023	10/19/2023	1/11/2023	4/6/2023	7/14/2023	10/19/2023
					Parent Sample								MW-42S											
Analyte	**Units**	**GWPC**	**Res GWVC**	**I/C GWVC**	**SWPC**																			
BTEX	ug/L																							
Benzene		1	215	530	710	**170**	**110**	**170**	**160**	< 0.70	< 0.70	< 0.70	< 0.70	**12**	**17**	**30**	< 0.70	< 0.70	< 0.70	< 0.70	< 0.70	< 0.70	< 0.70	< 0.70
Toluene		1000	23500	50000	4000000	**1.3**	< 1.0	< 1.0	< 1.0	< 1.0	< 1.0	< 1.0	< 1.0	**1.1**	**2.3**	< 20	< 1.0	< 1.0	< 1.0	< 1.0	< 1.0	< 1.0	< 1.0	< 1.0
Ethylbenzene		700	50000	50000	580000	**43**	**35**	**42**	**30**	< 1.0	< 1.0	< 1.0	< 1.0	**94**	**110**	**250**	< 1.0	< 1.0	< 1.0	< 1.0	< 1.0	< 1.0	< 1.0	< 1.0
o-Xylene		530	21300	50000	270*	**5.4**	**4.7**	**5.4**	**3.5**	< 1.0	< 1.0	< 1.0	< 1.0	**30**	**40**	**88**	< 1.0	< 1.0	< 1.0	< 1.0	< 1.0	< 1.0	< 1.0	< 1.0
m/p-Xylene		530	21300	50000	270*	**1.4**	< 1.0	**1.1**	< 1.0	< 1.0	< 1.0	< 1.0	< 1.0	**5.6**	**9.2**	**60**	< 1.0	< 1.0	< 1.0	< 1.0	< 1.0	< 1.0	< 1.0	< 1.0
Total Xylene		530	21300	50000	270*	**6.8**	**4.7**	**6.5**	**3.5**	< 1.0	< 1.0	< 1.0	< 1.0	**35.6**	**49.2**	**148**	< 1.0	< 1.0	< 1.0	< 1.0	< 1.0	< 1.0	< 1.0	< 1.0
Other Volatile Organic Compounds	ug/L																							
n-Butylbenzene		350*	1600*	21800*	10000*	< 1.0	< 1.0	< 1.0	< 1.0	< 1.0	< 1.0	< 1.0	< 1.0	< 1.0	< 1.0	< 20	< 1.0	< 1.0	< 1.0	< 1.0	< 1.0	< 1.0	< 1.0	< 1.0
p-Cymene (4-Isopropyltoluene)		25*	870*	2100*	200*	< 1.0	< 1.0	< 1.0	< 1.0	< 1.0	< 1.0	< 1.0	< 1.0	< 1.0	< 1.0	< 20	< 1.0	< 1.0	< 1.0	< 1.0	< 1.0	< 1.0	< 1.0	< 1.0
Isopropylbenzene		25*	900*	2200*	210*	**10**	**6.1**	**12**	**9.7**	< 1.0	< 1.0	< 1.0	< 1.0	**8.5**	**11**	**21**	< 1.0	< 1.0	< 1.0	< 1.0	< 1.0	< 1.0	< 1.0	< 1.0
n-Propylbenzene		50*	1200*	2900*	10000*	**2.4**	**1.6**	**3.1**	**2.4**	< 1.0	< 1.0	< 1.0	< 1.0	**2.5**	**3.8**	< 20	< 1.0	< 1.0	< 1.0	< 1.0	< 1.0	< 1.0	< 1.0	< 1.0
Tetrachloroethene (PCE)		5	340	810	88	< 1.0	< 1.0	< 1.0	< 1.0	< 1.0	< 1.0	< 1.0	< 1.0	< 1.0	< 1.0	< 20	< 1.0	< 1.0	< 1.0	< 1.0	< 1.0	< 1.0	< 1.0	< 1.0
1,2,4-Trimethylbenzene		140*	940*	12800*	150*	< 1.0	< 1.0	< 1.0	< 1.0	< 1.0	< 1.0	< 1.0	< 1.0	**17**	**27**	**48**	< 1.0	< 1.0	< 1.0	< 1.0	< 1.0	< 1.0	< 1.0	< 1.0
1,3,5-Trimethylbenzene		140*	730*	10000*	260*	< 1.0	< 1.0	< 1.0	< 1.0	< 1.0	< 1.0	< 1.0	< 1.0	**1.4**	**1.6**	< 20	< 1.0	< 1.0	< 1.0	< 1.0	< 1.0	< 1.0	< 1.0	< 1.0
Polycyclic Aromatic Hydrocarbon	ug/L																							
Acenaphthene		420*	30500*	50000*	150*	**31**	**32**	**27**	**31**	< 0.49	< 0.49	< 0.47	< 0.48	**51**	**76**	**64**	< 0.48	< 0.49	< 0.47	< 0.48	< 0.47	< 0.49	< 0.47	< 0.47
Acenaphthylene		420	NE	NE	0.3	**1.5**	**1.9**	**1.5**	**1.4**	< 0.29	< 0.29	< 0.28	< 0.29	**1.1**	**1.3**	**1.2**	< 0.29	< 0.29	< 0.28	< 0.29	< 0.28	< 0.29	< 0.28	< 0.28
Anthracene		2000	NE	NE	110000	**0.70**	**0.76**	**0.66**	**0.56**	< 0.49	< 0.49	< 0.47	< 0.48	**2.6**	**4.5**	**4.1**	< 0.48	< 0.49	< 0.47	< 0.48	< 0.47	< 0.49	< 0.47	< 0.47
Benzo(a)anthracene		0.06	NE	NE	0.3	**0.11**	**0.08**	**0.10**	**0.09**	< 0.05	**0.07**	< 0.05	< 0.05	< 0.05	< 0.05	**0.05**	< 0.05	< 0.05	< 0.05	< 0.05	< 0.05	< 0.05	< 0.05	< 0.05
Benzo(b)fluoranthene		0.08	NE	NE	0.3	< 0.07	< 0.07	< 0.07	< 0.07	< 0.07	< 0.07	< 0.07	< 0.07	< 0.07	< 0.07	< 0.07	< 0.07	< 0.07	< 0.07	< 0.07	< 0.07	< 0.07	< 0.07	< 0.07
Benzo(k)fluoranthene		0.5	NE	NE	0.3	< 0.29	< 0.29	< 0.29	< 0.29	< 0.29	< 0.29	< 0.28	< 0.29	< 0.30	< 0.28	< 0.30	< 0.29	< 0.29	< 0.28	< 0.29	< 0.28	< 0.29	< 0.28	< 0.28
Benzo(g,h,i)perylene		0.48*	NE	NE	150*	< 0.46	< 0.46	< 0.47	< 0.46	< 0.47	< 0.47	< 0.45	< 0.46	< 0.48	< 0.45	< 0.48	< 0.46	< 0.47	< 0.45	< 0.46	< 0.45	< 0.47	< 0.45	< 0.45
Benzo(a)pyrene		0.2	NE	NE	0.3	< 0.19	< 0.19	< 0.19	< 0.19	< 0.20	< 0.19	< 0.19	< 0.19	< 0.20	< 0.19	< 0.20	< 0.19	< 0.19	< 0.19	< 0.19	< 0.19	< 0.20	< 0.19	< 0.19
Chrysene		4.8*	NE	NE	0.54*	< 0.48	< 0.48	< 0.49	< 0.48	< 0.49	< 0.49	< 0.47	< 0.48	< 0.52	< 0.47	< 0.50	< 0.48	< 0.49	< 0.47	< 0.48	< 0.47	< 0.49	< 0.47	< 0.47
Dibenz(a,h)anthracene		0.1*	NE	NE	0.3*	< 0.10	< 0.10	< 0.10	< 0.10	< 0.10	< 0.10	< 0.09	< 0.10	< 0.10	< 0.09	< 0.10	< 0.10	< 0.10	< 0.09	< 0.10	< 0.09	< 0.10	< 0.09	< 0.09
Fluoranthene		280	NE	NE	3700	**2.2**	**1.6**	**2.1**	**2.2**	< 0.49	< 0.49	< 0.47	< 0.48	**1.4**	**1.8**	**2.1**	< 0.48	< 0.49	< 0.47	< 0.48	< 0.47	< 0.49	< 0.47	< 0.47
Fluorene		280	NE	NE	140000	**6.9**	**7.6**	**7.2**	**7.9**	< 0.49	< 0.49	< 0.47	< 0.48	**8.2**	**19**	**18**	< 0.48	< 0.49	< 0.47	< 0.48	< 0.47	< 0.49	< 0.47	< 0.47
Indeno(1,2,3-cd)pyrene		0.1*	NE	NE	0.54*	< 0.10	< 0.10	< 0.10	< 0.10	< 0.10	< 0.10	< 0.09	< 0.10	< 0.10	< 0.09	< 0.10	< 0.10	< 0.10	< 0.09	< 0.10	< 0.09	< 0.10	< 0.09	< 0.09
2-Methylnaphthalene		28*	1000*	13100*	62*	< 0.48	< 0.48	< 0.49	< 0.48	< 0.49	< 0.49	< 0.47	< 0.48	**2.9 J**	**4.7 J**	**34**	< 0.48	< 0.49	< 0.47	< 0.48	< 0.47	< 0.49	< 0.47	< 0.47
Naphthalene		280	NE	NE	210*	**1.3 J**	**2.6 J**	**0.97**	**0.49**	< 0.49	< 0.49	< 0.47	< 0.48	**230**	**250 J**	**580**	< 0.48	< 0.49	< 0.47	< 0.48	< 0.47	< 0.49	< 0.47	< 0.47
Phenanthrene		200	NE	NE	14	**1.9**	**1.8**	**1.9**	**1.4**	< 0.06	**0.21 J**	< 0.06	< 0.06 J	**12**	**24**	**22**	< 0.06	< 0.06	< 0.06	< 0.06	< 0.06	< 0.06	< 0.06	< 0.06
Pyrene		200	NE	NE	110000	**2.5**	**1.9**	**2.5**	**2.3**	< 0.49	< 0.49	< 0.47	< 0.48	**1.8**	**2.4**	**2.7**	< 0.48	< 0.49	< 0.47	< 0.48	< 0.47	< 0.49	< 0.47	< 0.47
Total Metals	mg/L																							
Antimony		0.006	NE	NE	86	< 0.005	< 0.005	< 0.005	< 0.006	< 0.005	< 0.005	< 0.006	< 0.005	< 0.005	< 0.005	< 0.006	< 0.005	< 0.005	< 0.005	< 0.006	< 0.005	< 0.005	< 0.005	< 0.006
Arsenic		0.05	NE	NE	0.004	< 0.004	< 0.004	< 0.004	< 0.004	< 0.004	< 0.004	< 0.004	< 0.004	< 0.004	< 0.004	< 0.004	< 0.004	< 0.004	< 0.004	< 0.004	< 0.004	< 0.004	< 0.004	< 0.004
Barium		1	NE	NE	2.2*	**0.265**	**0.476**	**0.245**	**0.237**	**0.061**	**0.149**	**0.064**	**0.154**	**0.182**	**0.176**	**0.184**	**0.211**	**0.199**	**0.202**	**0.202**	**0.365**	**0.354**	**0.342**	**0.317**
Beryllium		0.004	NE	NE	0.004	< 0.001	< 0.001	< 0.001	< 0.001	< 0.001	< 0.001	< 0.001	< 0.001	< 0.001	< 0.001	< 0.001	< 0.001	< 0.001	< 0.001	< 0.001	< 0.001	< 0.001	< 0.001	< 0.001
Cadmium		0.005	NE	NE	0.006	< 0.001	**0.002**	< 0.001	< 0.001	< 0.001	< 0.001	< 0.001	< 0.001	< 0.001	< 0.001	< 0.001	< 0.001	< 0.001	< 0.001	< 0.001	< 0.001	< 0.001	< 0.001	< 0.001
Chromium		0.05	NE	NE	NE	< 0.001	**0.020**	< 0.001	< 0.001	< 0.001	**0.008**	< 0.001	**0.010**	< 0.001	< 0.001	< 0.001	< 0.001	< 0.001	< 0.001	< 0.001	< 0.001	**0.012**	**0.003**	< 0.001	< 0.001
Copper		1.3	NE	NE	0.048	< 0.005	**0.032**	< 0.005	< 0.005	< 0.005	**0.012**	< 0.005	**0.016**	< 0.005	< 0.005	< 0.005	< 0.005	< 0.005	< 0.005	< 0.005	< 0.005	**0.012**	**0.006**	< 0.005	< 0.005
Lead		0.015	NE	NE	0.013	< 0.001	**0.007 J**	< 0.001	< 0.001	**0.001**	**0.005 J**	< 0.001	**0.004 J**	< 0.001	**0.003 J**	< 0.001	< 0.001	< 0.001	< 0.001	< 0.001	< 0.001	**0.006**	**0.003 J**	< 0.001	< 0.001
Mercury		0.002	NE	NE	0.0004	< 0.0002	< 0.0002	< 0.0002	< 0.0002	< 0.0002	< 0.0002	< 0.0002	< 0.0002	< 0.0002	< 0.0002	< 0.0002	< 0.0002	< 0.0002	< 0.0002	< 0.0002	< 0.0002	< 0.0002	< 0.0002	< 0.0002	< 0.0002
Nickel		0.1	NE	NE	0.88	< 0.001	**0.019**	< 0.001	< 0.001	< 0.001	**0.006**	< 0.001	**0.008**	**0.002**	< 0.001	< 0.001	< 0.001	< 0.001	< 0.001	< 0.001	**0.012**	**0.104**	< 0.001	< 0.001
Selenium		0.05	NE	NE	0.05	< 0.010	< 0.010	< 0.010	< 0.010	< 0.010	< 0.010	< 0.010	< 0.010	< 0.010	< 0.010	< 0.010	< 0.010	< 0.010	< 0.010	< 0.010	< 0.010	< 0.010	< 0.010	< 0.010
Silver		0.036	NE	NE	0.012	< 0.001	< 0.001	< 0.001	< 0.001	< 0.001	< 0.001	< 0.001	< 0.001	< 0.001	< 0.001	< 0.001	< 0.001	< 0.001	< 0.001	< 0.001	< 0.001	< 0.001	< 0.001	< 0.001
Thallium		0.005	NE	NE	0.063	< 0.0005	< 0.0005	< 0.0005	< 0.0005	< 0.0005	< 0.0005	< 0.0005	< 0.0005	< 0.0005	< 0.0005	< 0.0005	< 0.0005	< 0.0005	< 0.0005	< 0.0005	< 0.0005	< 0.0005	< 0.0005	< 0.0005
Vanadium		0.05	NE	NE	0.27*	< 0.002	**0.015**	< 0.002	< 0.002	< 0.002	**0.005 J**	< 0.002	**0.010 J**	< 0.002	< 0.002	< 0.002	< 0.002	< 0.002	< 0.002	< 0.002	**0.012**	< 0.002	< 0.002	< 0.002
Zinc		5	NE	NE	0.123	< 0.004	**0.051**	< 0.004	< 0.004	< 0.004	**0.024 J**	< 0.004	**0.039 J**	< 0.004	< 0.005	< 0.004	< 0.004	< 0.004	< 0.004	**0.005**	**0.041**	**0.015 J**	< 0.004	< 0.004
Cyanides	mg/L																							
Total Cyanide		0.2	NE	NE	0.052	< 0.010	< 0.010	< 0.010	< 0.010	< 0.020	< 0.010	< 0.010	< 0.010	< 0.010	< 0.010	< 0.010	< 0.010	< 0.010	< 0.010	< 0.010	< 0.010	< 0.010	< 0.010	< 0.010
ETPH																								
C9-C36	mg/L	0.25	0.25	0.25	0.25	**0.35 J**	**0.76**	**0.69**	**0.40**	< 0.071 J	< 0.068	< 0.068	< 0.068	**0.54 J**	**0.94**	**1.5**	< 0.067	< 0.067	< 0.066	< 0.066	< 0.069	< 0.067	< 0.071	< 0.066

Notes:
mg/L = milligrams/liter
ug/L = micrograms per liter or parts per billion (ppb)
BTEX = Benzene, Toluene, Ethylbenzene, and Xylenes

Ammended Remediation Standard Regulations (RSRs) of the Regulations of Connecticut State Agencies (RCSA) 22a-133k-1 through 22a-133k-3. The effective date of the amended RSRs is June 27, 2013 used in combination with 2018 CAPS where the RSR criteria are not available.

* indicates value is obtained from 2018 Technical Support Document (TSD) for Common Additional Polluting Substances (CAPS)
GWPC = Ground Water Protection Criteria means the concentrations identified in in Appendix A to RCSA sections 22a-133k-1 through 22a-133k-3.
I/C GWVC = Industrial/Commercial groundwater volatilization criteria means the concentrations identified in in Appendix A to RCSA sections 22a-133k-1 through 22a-133k-3.
Res GWVC = Residential groundwater volatilization criteria means the concentrations identified in in Appendix A to RCSA sections 22a-133k-1 through 22a-133k-3.
SWPC = Surface Water Protection Criteria criteria means the concentrations identified in in Appendix A to RCSA sections 22a-133k-1 through 22a-133k-3.

CAS No. = Chemical Abstracts Service Number
NE = Not Established

Bolding indicates a detected result concentration
Shading and bolding indicates that the detected concentration is above the CT RSR it was compared to

Validation Qualifiers:
< = The analyte was not detected at a concentration above the specified laboratory reporting limit.
J = The result is an estimated value.

Monitoring wells MW-42S andMW-42M were inaccessible and not sampled in August 2023 due to construction work being conducted at the adjacent gas station.
Monitoring well MW-39S was only sampled in July and October 2023 due to an inadequate amount of

Table 2. Summary of Groundwater Analysis Results
2023 Annual Report
Rockville Former MGP SIte

						MW-44S				MW-44M				MW-45S				DUP-01	MW-45M				DUP-1	MW-46M			
					Sample Name																						
					Sample Date	1/11/2023	4/7/2023	7/12/2023	10/17/2023	1/11/2023	4/7/2023	7/12/2023	10/17/2023	1/11/2023	4/7/2023	7/11/2023	10/19/2023	10/19/2023	1/11/2023	4/7/2023	7/11/2023	10/19/2023	7/11/2023	1/12/2023	4/4/2023	7/12/2023	10/19/2023
					Parent Sample													MW-45S					MW-45S				
Analyte	Units	GWPC	Res GWVC	I/C GWVC	SWPC																						
BTEX	ug/L																										
Benzene		1	215	530	710	< 0.70	< 0.70	< 0.70	< 0.70	< 0.70	< 0.70	< 0.70	< 0.70	< 0.70	< 0.70	< 0.70	< 0.70	< 0.70	< 0.70	< 0.70	< 0.70	< 0.70	< 0.70	< 0.70	< 0.70	< 0.70	< 0.70
Toluene		1000	23500	50000	4000000	< 1.0	< 1.0	< 1.0	< 1.0	< 1.0	< 1.0	< 1.0	< 1.0	< 1.0	< 1.0	< 1.0	< 1.0	< 1.0	< 1.0	< 1.0	< 1.0	< 1.0	< 1.0	< 1.0	< 1.0	< 1.0	< 1.0
Ethylbenzene		700	50000	50000	580000	< 1.0	< 1.0	< 1.0	< 1.0	< 1.0	< 1.0	< 1.0	< 1.0	< 1.0	< 1.0	< 1.0	< 1.0	< 1.0	< 1.0	< 1.0	< 1.0	< 1.0	< 1.0	< 1.0	< 1.0	< 1.0	< 1.0
o-Xylene		530	21300	50000	270*	< 1.0	< 1.0	< 1.0	< 1.0	< 1.0	< 1.0	< 1.0	< 1.0	< 1.0	< 1.0	< 1.0	< 1.0	< 1.0	< 1.0	< 1.0	< 1.0	< 1.0	< 1.0	< 1.0	< 1.0	< 1.0	< 1.0
m/p-Xylene		530	21300	50000	270*	< 1.0	< 1.0	< 1.0	< 1.0	< 1.0	< 1.0	< 1.0	< 1.0	< 1.0	< 1.0	< 1.0	< 1.0	< 1.0	< 1.0	< 1.0	< 1.0	< 1.0	< 1.0	< 1.0	< 1.0	< 1.0	< 1.0
Total Xylene		530	21300	50000	270*	< 1.0	< 1.0	< 1.0	< 1.0	< 1.0	< 1.0	< 1.0	< 1.0	< 1.0	< 1.0	< 1.0	< 1.0	< 1.0	< 1.0	< 1.0	< 1.0	< 1.0	< 1.0	< 1.0	< 1.0	< 1.0	< 1.0
Other Volatile Organic Compounds	ug/L																										
n-Butylbenzene		350*	1600*	21800*	10000*	< 1.0	< 1.0	< 1.0	< 1.0	< 1.0	< 1.0	< 1.0	< 1.0	< 1.0	< 1.0	< 1.0	< 1.0	< 1.0	< 1.0	< 1.0	< 1.0	< 1.0	< 1.0	< 1.0	< 1.0	< 1.0	< 1.0
p-Cymene (4-Isopropyltoluene)		25*	870*	2100*	200*	< 1.0	< 1.0	< 1.0	< 1.0	< 1.0	< 1.0	< 1.0	< 1.0	< 1.0	< 1.0	< 1.0	< 1.0	< 1.0	< 1.0	< 1.0	< 1.0	< 1.0	< 1.0	< 1.0	< 1.0	< 1.0	< 1.0
Isopropylbenzene		25*	900*	2200*	210*	< 1.0	< 1.0	< 1.0	< 1.0	< 1.0	< 1.0	< 1.0	< 1.0	< 1.0	< 1.0	< 1.0	< 1.0	< 1.0	< 1.0	< 1.0	< 1.0	< 1.0	< 1.0	< 1.0	< 1.0	< 1.0	< 1.0
n-Propylbenzene		50*	1200*	2900*	10000*	< 1.0	< 1.0	< 1.0	< 1.0	< 1.0	< 1.0	< 1.0	< 1.0	< 1.0	< 1.0	< 1.0	< 1.0	< 1.0	< 1.0	< 1.0	< 1.0	< 1.0	< 1.0	< 1.0	< 1.0	< 1.0	< 1.0
Tetrachloroethene (PCE)		5	340	810	88	< 1.0	< 1.0	< 1.0	< 1.0	< 1.0	< 1.0	< 1.0	< 1.0	< 1.0	< 1.0	< 1.0	< 1.0	< 1.0	< 1.0	< 1.0	< 1.0	< 1.0	< 1.0	**1.4**	**2.5**	**3.0**	**2.1**
1,2,4-Trimethylbenzene		140*	940*	12800*	150*	< 1.0	< 1.0	< 1.0	< 1.0	< 1.0	< 1.0	< 1.0	< 1.0	< 1.0	< 1.0	< 1.0	< 1.0	< 1.0	< 1.0	< 1.0	< 1.0	< 1.0	< 1.0	< 1.0	< 1.0	< 1.0	< 1.0
1,3,5-Trimethylbenzene		140*	730*	10000*	260*	< 1.0	< 1.0	< 1.0	< 1.0	< 1.0	< 1.0	< 1.0	< 1.0	< 1.0	< 1.0	< 1.0	< 1.0	< 1.0	< 1.0	< 1.0	< 1.0	< 1.0	< 1.0	< 1.0	< 1.0	< 1.0	< 1.0
Polycyclic Aromatic Hydrocarbon	ug/L																										
Acenaphthene		420*	30500*	50000*	150*	< 0.49	< 0.50	< 0.51	< 0.47	< 0.48	< 0.49	< 0.51	< 0.48	< 0.48	< 0.48	< 0.47	< 0.47	< 0.47	< 0.48	< 0.49	< 0.47	< 0.48	< 0.47	< 0.49	< 0.47	< 0.50	< 0.49
Acenaphthylene		420	NE	NE	0.3	< 0.29	< 0.30	< 0.30	< 0.28	< 0.29	< 0.29	< 0.31	< 0.29	< 0.29	< 0.29	< 0.28	< 0.28	< 0.28	< 0.29	< 0.29	< 0.28	< 0.29	< 0.28	< 0.29	< 0.28	< 0.30	< 0.29
Anthracene		2000	NE	NE	110000	< 0.49	< 0.50	< 0.51	< 0.47	< 0.48	< 0.49	< 0.51	< 0.48	< 0.48	< 0.48	< 0.47	< 0.47	< 0.47	< 0.48	< 0.49	< 0.47	< 0.48	< 0.47	< 0.49	< 0.47	< 0.50	< 0.49
Benzo(a)anthracene		0.06	NE	NE	0.3	< 0.05	< 0.05	**0.16**	< 0.05	< 0.05	< 0.05	**0.24**	< 0.05	**0.15**	< 0.05	**0.10**	**0.08**	**0.08**	< 0.05	**0.08**	< 0.05	< 0.05	**0.08**	< 0.05	< 0.05	< 0.05	< 0.05
Benzo(b)fluoranthene		0.08	NE	NE	0.3	< 0.07	< 0.07	**0.17**	< 0.07	< 0.07	< 0.07	**0.20**	< 0.07	**0.09**	< 0.07	**0.07**	**1.1 J**	**0.10 J**	< 0.07	**0.16**	< 0.07	< 0.07	**0.21**	< 0.07	< 0.07	< 0.07	< 0.07
Benzo(k)fluoranthene		0.5	NE	NE	0.3	< 0.29	< 0.30	< 0.30	< 0.28	< 0.29	< 0.29	< 0.31	< 0.29	< 0.29	< 0.29	< 0.28	**0.42**	< 0.28	< 0.29	< 0.29	< 0.28	< 0.29	< 0.28	< 0.29	< 0.28	< 0.30	< 0.29
Benzo(g,h,i)perylene		0.48*	NE	NE	150*	< 0.47	< 0.48	< 0.48	< 0.45	< 0.46	< 0.47	< 0.48	< 0.46	< 0.46	< 0.46	< 0.45	< 0.45	< 0.45	< 0.46	< 0.47	< 0.45	< 0.46	< 0.45	< 0.47	< 0.45	< 0.48	< 0.47
Benzo(a)pyrene		0.2	NE	NE	0.3	< 0.20	< 0.20	**0.22**	< 0.19	< 0.19 J	< 0.20	**0.24**	< 0.19	< 0.19	< 0.19	< 0.19	**0.35**	< 0.19	< 0.19	< 0.19	< 0.19	< 0.19	< 0.19	< 0.20	< 0.19	< 0.20	< 0.19
Chrysene		4.8*	NE	NE	0.54*	< 0.49	< 0.50	< 0.51	< 0.47	< 0.48	< 0.49	< 0.51	< 0.48	< 0.48	< 0.48	< 0.47	< 0.47	< 0.47	< 0.48	< 0.49	< 0.47	< 0.48	< 0.47	< 0.49	< 0.47	< 0.50	< 0.49
Dibenz(a,h)anthracene		0.1*	NE	NE	0.3*	< 0.10	< 0.10	< 0.10	< 0.09	< 0.10	< 0.10	< 0.10	< 0.10	< 0.10	< 0.10	< 0.09	**0.24**	< 0.09	< 0.10	< 0.10	< 0.09	< 0.10	< 0.09	< 0.10	< 0.09	< 0.10	< 0.10
Fluoranthene		280	NE	NE	3700	< 0.49	< 0.50	< 0.51	< 0.47	< 0.48	< 0.49	< 0.51	< 0.48	**0.54**	< 0.48	< 0.47	< 0.47	< 0.47	< 0.48	< 0.49	< 0.47	< 0.48	< 0.47	< 0.49	< 0.47	< 0.50	< 0.49
Fluorene		280	NE	NE	140000	< 0.49	< 0.50	< 0.51	< 0.47	< 0.48	< 0.49	< 0.51	< 0.48	< 0.48	< 0.48	< 0.47	< 0.47	< 0.47	< 0.48	< 0.49	< 0.47	< 0.48	< 0.47	< 0.49	< 0.47	< 0.50	< 0.49
Indeno(1,2,3-cd)pyrene		0.1*	NE	NE	0.54*	< 0.10	< 0.10	**0.12**	< 0.09	< 0.10	< 0.10	**0.11**	< 0.10	< 0.10	< 0.10	< 0.09	**0.14**	< 0.09	< 0.10	**0.10**	< 0.09	< 0.10	**0.12**	< 0.10	< 0.09	< 0.10	< 0.10
2-Methylnaphthalene		28*	1000*	13100*	62*	< 0.49	< 0.50	< 0.51	< 0.47	< 0.48	< 0.49	< 0.51	< 0.48	< 0.48	< 0.48	< 0.47	< 0.47	< 0.47	< 0.48	< 0.49	< 0.47	< 0.48	< 0.47	< 0.49	< 0.47	< 0.50	< 0.49
Naphthalene		280	NE	NE	210*	< 0.49	< 0.50	< 0.51	< 0.47	< 0.48	< 0.49	< 0.51	< 0.48	< 0.48	< 0.48	< 0.47	< 0.47	< 0.47	< 0.48	< 0.49	< 0.47	< 0.48	< 0.47	< 0.49	< 0.47	< 0.50	< 0.49
Phenanthrene		200	NE	NE	14	< 0.06	< 0.06	**0.11**	< 0.06	< 0.06	< 0.06	< 0.06	**0.06**	**0.07**	**0.09**	**0.14**	**0.11**	**0.12**	< 0.06	< 0.06	< 0.06	< 0.06	**0.14**	< 0.06	< 0.06	< 0.06	< 0.06
Pyrene		200	NE	NE	110000	< 0.49	< 0.50	< 0.51	< 0.47	< 0.48	< 0.49	< 0.51	< 0.48	< 0.48	< 0.48	< 0.47	< 0.47	< 0.47	< 0.48	< 0.49	< 0.47	< 0.48	< 0.47	< 0.49	< 0.47	< 0.50	< 0.49
Total Metals	mg/L																										
Antimony		0.006	NE	NE	86	< 0.005	< 0.005	< 0.005	< 0.005	< 0.005	< 0.005	< 0.005	< 0.005	< 0.005	< 0.005	< 0.005	< 0.006	< 0.006	< 0.005	< 0.005	< 0.005	< 0.006	< 0.005	< 0.005	< 0.005	< 0.005	< 0.006
Arsenic		0.05	NE	NE	0.004	< 0.004	< 0.004	< 0.004	< 0.004	< 0.004	< 0.004	< 0.004	< 0.004	< 0.004	< 0.004	< 0.004	< 0.004	< 0.004	< 0.004	**0.009**	< 0.004	< 0.004	< 0.004	< 0.004	< 0.004	< 0.004	< 0.004
Barium		1	NE	NE	2.2*	**0.031**	**0.065**	**0.038**	**0.059**	**0.060**	**0.069**	**0.047**	**0.058**	**0.056**	**0.046**	**0.043**	**0.043**	**0.043**	**0.056**	**0.092**	**0.049**	**0.057**	**0.043**	**0.128**	**0.107**	**0.116**	**0.154**
Beryllium		0.004	NE	NE	0.004	< 0.001	< 0.001	< 0.001	< 0.001	< 0.001	< 0.001	< 0.001	< 0.001	< 0.001	< 0.001	< 0.001	< 0.001	< 0.001	< 0.001	< 0.001	< 0.001	< 0.001	< 0.001	< 0.001	< 0.001	< 0.001	< 0.001
Cadmium		0.005	NE	NE	0.006	< 0.001	< 0.001	< 0.001	< 0.001	< 0.001	< 0.001	< 0.001	< 0.001	< 0.001	< 0.001	< 0.001	< 0.001	< 0.001	< 0.001	< 0.001	< 0.001	< 0.001	< 0.001	< 0.001	< 0.001	< 0.001	< 0.001
Chromium		0.05	NE	NE	NE	**0.001**	**0.004**	< 0.001	**0.003**	**0.012**	**0.017**	< 0.001	**0.007**	**0.008**	**0.002**	**0.005**	**0.004**	**0.004**	**0.006**	**0.013**	**0.003**	**0.004**	**0.005**	**0.002**	**0.001**	< 0.001	< 0.001
Copper		1.3	NE	NE	0.048	< 0.005	< 0.005	< 0.005	< 0.005	**0.010**	**0.008**	< 0.005	**0.006**	**0.006**	< 0.005	< 0.005	< 0.005	< 0.005	**0.005**	**0.011**	< 0.005	< 0.005	< 0.005	< 0.005	< 0.005	< 0.005	< 0.005
Lead		0.015	NE	NE	0.013	**0.001**	< 0.001	< 0.001	< 0.001	**0.004**	< 0.002	< 0.001	**0.002 J**	**0.006**	< 0.001	**0.003**	< 0.001	**0.002 J**	**0.003**	< 0.002	**0.002**	< 0.001	**0.002**	< 0.001	< 0.001	< 0.001	< 0.001
Mercury		0.002	NE	NE	0.0004	< 0.0002	< 0.0002	< 0.0002	< 0.0005	< 0.0002	< 0.0002	< 0.0002	< 0.0002	< 0.0002	< 0.0002	< 0.0002	< 0.0002	< 0.0002	< 0.0002	< 0.0002	< 0.0002	< 0.0002	< 0.0002	< 0.0002	< 0.0002	< 0.0002	< 0.0002
Nickel		0.1	NE	NE	0.88	**0.003**	**0.007**	< 0.001	**0.012**	**0.008**	**0.010**	**0.002**	**0.004**	**0.008**	**0.002**	**0.005 J**	**0.002**	**0.002**	**0.015**	**0.005**	**0.001**	**0.001**	**0.002 J**	**0.002**	**0.001**	< 0.001	**0.001**
Selenium		0.05	NE	NE	0.05	< 0.010	< 0.010	< 0.010	< 0.010	< 0.010	< 0.010	< 0.010	< 0.010	< 0.010	< 0.010	< 0.010	< 0.010	< 0.010	< 0.010	< 0.010	< 0.010	< 0.010	< 0.010	< 0.010	< 0.010	< 0.010	< 0.010
Silver		0.036	NE	NE	0.012	< 0.001	< 0.001	< 0.001	< 0.001	< 0.001	< 0.001	< 0.001	< 0.001	< 0.001	< 0.001	< 0.001	< 0.001	< 0.001	< 0.001	< 0.001	< 0.001	< 0.001	< 0.001	< 0.001	< 0.001	< 0.001	< 0.001
Thallium		0.005	NE	NE	0.063	< 0.0005	< 0.0005	< 0.0005	< 0.0005	< 0.0005	< 0.0005	< 0.0005	< 0.0005	< 0.0005	< 0.0005	< 0.0005	< 0.0005	< 0.0005	< 0.0005	< 0.0005	< 0.0005	< 0.0005	< 0.0005	< 0.0005	< 0.0005	< 0.0005	< 0.0005
Vanadium		0.05	NE	NE	0.27*	< 0.002	**0.002**	< 0.002	< 0.002	**0.013**	**0.016**	< 0.002	**0.006**	**0.012**	**0.004**	**0.007**	**0.006**	**0.007**	**0.004**	**0.010**	**0.002**	**0.002**	**0.008**	< 0.002	< 0.002	< 0.002	< 0.002
Zinc		5	NE	NE	0.123	< 0.004	< 0.005	< 0.004	< 0.004	**0.024**	**0.030 J**	< 0.004	**0.012**	**0.018**	< 0.006	**0.011**	**0.014**	**0.015**	**0.007**	**0.015 J**	**0.006**	**0.006**	**0.012**	**0.006**	< 0.004	< 0.004	< 0.004
Cyanides	mg/L																										
Total Cyanide		0.2	NE	NE	0.052	< 0.010	< 0.010	< 0.010	< 0.010	< 0.010	< 0.010	< 0.010	< 0.010	< 0.010	< 0.010	< 0.010	< 0.010	< 0.010	< 0.010	< 0.010	< 0.010	< 0.010	< 0.010	< 0.010	< 0.010	< 0.010	< 0.010
ETPH																											
C9-C36	mg/L	0.25	0.25	0.25	0.25	< 0.066	< 0.069	< 0.071	< 0.067	< 0.067	< 0.067	< 0.066	< 0.067	< 0.066	< 0.070	< 0.066	< 0.067	< 0.067	< 0.067 J	< 0.067	< 0.067	< 0.068	< 0.066	< 0.070 J	< 0.25	< 0.066	< 0.067

Notes:
mg/L = milligrams/liter
ug/L = micrograms per liter or parts per billion (ppb)
BTEX = Benzene, Toluene, Ethylbenzene, and Xylenes

Ammended Remediation Standard Regulations (RSRs) of the Regulations of Connecticut State Agencies (RCSA) 22a-133k-1 through 22a-133k-3. The effective date of the amended RSRs is June 27, 2013 used in combination with 2018 CAPS where the RSR criteria are not available.

* indicates value is obtained from 2018 Technical Support Document (TSD) for Common Additional Polluting Substances (CAPS)
GWPC = Ground Water Protection Criteria means the concentrations identified in in Appendix A to RCSA sections 22a-133k-1 through 22a-133k-3.
I/C GWVC = Industrial/Commercial groundwater volatilization criteria means the concentrations identified in in Appendix A to RCSA sections 22a-133k-1 through 22a-133k-3.
Res GWVC = Residential groundwater volatilization criteria means the concentrations identified in in Appendix A to RCSA sections 22a-133k-1 through 22a-133k-3.
SWPC = Surface Water Protection Criteria criteria means the concentrations identified in in Appendix A to RCSA sections 22a-133k-1 through 22a-133k-3.

CAS No. = Chemical Abstracts Service Number
NE = Not Established

Bolding indicates a detected result concentration
Shading and bolding indicates that the detected concentration is above the CT RSR it was compared to

Validation Qualifiers:
< = The analyte was not detected at a concentration above the specified laboratory reporting limit.
J = The result is an estimated value.

Monitoring wells MW-42S andMW-42M were inaccessible and not sampled in August 2023 due to construction work being conducted at the adjacent gas station.
Monitoring well MW-39S was only sampled in July and October 2023 due to an inadequate amount of

Table 3. Conceptual Site Model Summary
2023 Annual Report
Rockville Former MGP Site

AOC #	AOC Description	COCs	Possible Release Mechanisms and Migration Pathways	Potentially Affected Media	Previous Investigation Soil Locations	Phase II/III Soil Locations	Previous Investigation Groundwater Locations	Phase III Investigation Groundwater Locations	Previous COCs in Soil	Phase II/III COCs in Soil	Previous COCs in Groundwater	Phase III COCs in Groundwater	COCs in Surface Water	Investigation Status	Remediation Status
Rockville Former MGP Site (On-Site)															
1	Former Retorts/ Generating Room	VOCs (BTEX), SVOCs, Metals, Total Cyanide, ETPH	Coal and oil used to generate manufactured gas. By- products generated could include tar residues, coal ash, coke, complexed cyanide compounds during the production of gas. Materials could have been used as fill in the building foundation.	Surface soils Subsurface soils Groundwater	TB-34 TB-47	SB-07 SB-43 SB-44 SB-46 SB-47 SB-48 MW-35S SB-76 SB-77	MW-9S/ MW-9D	MW-9S/ MW-9D MW-35S	Subsurface Soil samples from MW-09 contained VOC (ethylbenzene), SVOCs above GB PMC, metals detected. Pesticides detected (GB PMC exempt) Fill observed (ash, brick) and tar sheen and odors on auger cuttings.	ETPH above RES and I/C DEC and GB PMC in SB-07, SB-47, and MW-35S ETPH above RES DEC in SB-43 and SB-46 PAHs above RES and I/C DEC and GB PMC in SB-07, SB-43, SB-46, SB-47, MW- 35S, SB-77 and SB-78. Benzo(a) pyrene above SEH Condition Threshold Concentration in SB-76. Fill observed (ash, brick, coal) in SB-07 Staining with petroleum odors (10-11.5 ft.) Tar impacts in SB-07: 16 to 25ft, 33-33.5ft., 39-40 ft. Tar impacts in SB-43 and SB-47 at 11-15ft. Tar impacts in SB-44 at 12-15ft and 24.5-26ft. Tar impacts in SB-46 10-37ft. Tar impacts MW-35S 8-20 ft. Petroleum odors in SB-77 4-6 ft. Fill observed in SB-76 0-4 ft. Fill observed in SB-77 0-2 ft. A soil vapor sample (SV-CH-1) taken from beneath the control house was below RES VC and I/C VC for VOCs and ETPH (Phase II/III ESA)	MW-9S: VOCs (xylenes), PAHs, metals, cyanide above SWPC MW-9D: PAHs and metals above SWPC	**Shallow:** MW-9S: ETPH, VOCs (1,2,4-trimethylbenzene and naphthalene), PAHs, cyanide above SWPC. ETPH detected above Res VC and I/C VC. MW-35S: ETPH , MA VPH, MA EPH and PAHs above SWPC. ETPH and MA VPH above Res VC. VOC (naphthalene) detected above the SWPC. **Deep:** MW-9D: VOC,ETPH and cyanide not detected. Naphthalene and metals detected below the SWPC.	Surface water (Hockanum River) upgradient of the AOC	Phase I ESA (2017) Phase II Investigation (1992) Phase III ESA (2016-2020) Phase II/III ESA (2022)	Remedial evaluation pending the completion of the Phase III investigation.
2	Former Purifying House	VOCs (BTEX), SVOCs, Metals, Total Cyanide, ETPH	Manufactured gas was passed through lime used to scrub impurities (sulphur/cyanide) from the gas (Purifier waste). Materials could have been used as fill in the building foundation.	Surface soils Subsurface soils Groundwater	TBX1 TB-3 TB-4 TB-5 TB-20 TB-21 TB-22	TP-01 TP-02 TP-03 SB-31 SB-52	MW-9S/ MW-9D	MW-9S/MW-9D	Soil samples from MW-09 contained VOC (ethylbenzene), SVOCs above GB PMC, metals detected. Pesticides detected (GB PMC exempt) Fill observed (brick) and sheen and strong odors on auger cuttings.	ETPH and PAHs above RES and I/C DEC and GB PMC in SB-31 and SB-52 DEC does not apply due to samples greater than 15'. PAHs above RES and I/C DEC and GB PMC, ETPH above RES DEC in TP-03. PAHs detected above RES and I/C DEC and GB PMC. Cyanide detected in all but SB-31. Fill observed (bricks, metal pieces, metal conduit, cast iron pipe, ash) Tar impacts in SB-31 and SB-52 15-31ft	MW-9S: VOCs (xylenes), PAHs, metals, cyanide above SWPC MW-9D: PAHs and metals above SWPC	**Shallow:** MW-9S: ETPH, VOCs (1,2,4-trimethylbenzene and naphthalene), PAHs, cyanide above SWPC. ETPH detected above Res VC and I/C VC. **Deep:** MW-9D: VOC,ETPH and cyanide not detected. Naphthalene and metals detected below the SWPC.	Surface water (Hockanum River) upgradient of the AOC	Phase I ESA (2017) Phase II Investigation (1992) Phase III ESA (2016-2020)	Remedial evaluation pending the completion of the Phase III investigation.
3	Former Gas Holder #1 [Gasometer-22,000 ft^3 Capacity]	VOCs (BTEX), SVOCs, Total Cyanide, ETPH	Residual tar droplets collected inside the bottom of the holder which is likely subgrade based upon its age (pre-1900 and boring refusal). Possible leaks or spills from the holder to the soils.	Surface soils Subsurface soils Groundwater	TB-18 (Refusal 13.6') TB-19 (Refusal 14') TB-6 (Refusal 15.5') TB-7 (Refusal 16.5') TB-45 CSS-4	SB-04 SB-05 SB-06 SB-29 SB-30 SB-31 SB-85 TP-04 TP-05	MW-10S MW-10M MW-10D	MW-9S MW-9D MW-10S MW-10M MW-10D MW-10BR MW-10SR MW-24S MW-32S	Surface soil: PAHs detected. Soil samples from MW-10 contained VOCs, SVOCs, pesticides above GB PMC but below the water table. Strong sheen and odor observed on auger cuttings. Fill observed TB-18 and TB-19.	ETPH above RES DEC in SB-29 and SB-30. ETPH and VOCs above RES & I/C DEC and/or GB PMC in SB-05, SB-06, SB-31, and TP-05. DEC does not apply to SB-05 due to sample depth greater than 15'. PAHs above RES and I/C DEC and/or GB PMC in SB-29, SB-30, and SB-31 Fill observed (ash, slag, and/or metal) in SB-06, SB-29, SB-30, SB-31, TP-04, TP-05 Heavily tar impacted soils within the Gas Holder #1 (5.75 to 14 feet). TCLP benzene in impacted above characteristic hazardous waste level in SB-85. Outside holder tar impacts observed in SB-04, SB-05 19.5- 39 feet, 44.5 ft. to 50 feet, 71 to 74 ft. and SB-31 from 11 to 31 ft and 47 to 49 ft	MW-9S: VOCs (xylenes), PAHs, metals, cyanide above SWPC MW-9D: PAHs and metals above SWPC MW-10S: VOCs and cyanide detected, PAHs and metals above SWPC. MW-10M: VOCs (xylenes) detected, PAHs and metals above SWPC MW-10D: SVOCs and metal (zinc) above SWPC	**Shallow:** MW-10SR: Not sampled due to visual observations of tar globules/ staining during development. Tar present in subsequent gauging. Tar present in MW-24S and MW-32S during development. MW-24S contained in subsequent gauging. **Intermediate:** MW-10M: ETPH, VOCs (naphthalene) detected and PAHs above SWPC **Deep:** MW-10D: Not sampled due to visual observations of tar globules/ staining during development **Bedrock:** MW-10BR: ETPH, PAHs , VOCs, and metals detected.	Surface water (Hockanum River) upgradient of the AOC	Phase I ESA (2017) Phase II Investigation (1992) Human Health Risk Assessment (1994) Phase III ESA (2016-2020)	Remedial evaluation pending the completion of the Phase III investigation.

Table 3. Conceptual Site Model Summary
2023 Annual Report
Rockville Former MGP Site

AOC #	AOC Description	COCs	Possible Release Mechanisms and Migration Pathways	Potentially Affected Media	Previous Investigation Soil Locations	Phase II/III Soil Locations	Previous Investigation Groundwater Locations	Phase III Investigation Groundwater Locations	Previous COCs in Soil	Phase II/III COCs in Soil	Previous COCs in Groundwater	Phase III COCs in Groundwater	COCs in Surface Water	Investigation Status	Remediation Status
4	Former Gas Holder #2 [Gasometer- 22,000 ft^3 Capacity]	VOCs (BTEX), SVOCs, Total Cyanide, ETPH	Residual tar droplets collected inside the bottom of the holder which is likely subgrade based upon its age (pre-1900) and boring refusal. Possible leaks or spills from the holder to the soils.	Surface soils Subsurface soils Groundwater	TBX-4 TB-16 (Refusal 18') TB-17 TB-8 TB-9 TB-42	SB-02 SB-03 SB-04 SB-05 SB-28 SB-29 SB-73 SB-74 SB-75 SB-83 SB-84 TP-05 TP-06	MW-10S MW-10M MW-10D	MW-10S MW-10S2 MW-10M MW-10D MW-10BR MW-24S	Surface soil: PAHs detected. Soil samples from MW-10 contained VOCs, SVOCs, pesticides above GB PMC but below the water table Strong sheen and odor observed on auger cuttings (TB-16 and TB-17). Fill (bricks) observed in TB- 16.	PAHs, ETPH and VOCs above RES & I/C DEC and GB PMC in SB-03 and SB-05. PAHs and ETPH above GB PMC in SB-02. PAHs above RES and I/C DEC and/or GB PMC in SB-28, SB-29, and SB-73. SB-73 is in compliance with GB PMC through SPLP testing. Elevated PAHs detected in SB- 75 likely intersects the apparent seasonal high water table. Arsenic above RES and I/C DEC and benzene above GB PMC in SB-28. ETPH above RES DEC in SB-29 Total and SPLP benzene above GB PMC and 10X GWPC in SB-83 1 to 3 ft. Fill observed (ash, brick, coal) in SB-05, SB-28, and SB-29, TCLP benzene in impacted above characteristic hazardous waste level in SB-84. Fill (wood, glass, metal) observed in TP-05. Tar impacts: SB-02: 18 to 39 ft. SB-03: 10.5 to 15 ft. SB-04: 2.5-37 ft. 44.5-50 ft. SB-05: 19.5 to 39 ft., 71-74 ft. SB-28: 24-36.5 ft. TP-05: 5.75 -6.0 ft.	MW-10S: VOCs and cyanide detected, PAHs and metals above SWPC. MW-10M: VOCs (xylenes) detected, PAHs and metals above SWPC MW-10D: SVOCs and metal (zinc) above SWPC	**Shallow:** MW-10SR: Not sampled due to visual observations of tar globules/ staining during development **Deep:** MW-10M: ETPH, VOCs (naphthalene) detected and PAHs above SWPC MW-10D: Not sampled due to visual observations of tar globules/ staining during development. **Bedrock:** MW-10BR: ETPH, PAHs ,VOCs, and metals detected.	Surface water (Hockanum River) upgradient of the AOC	Phase I ESA (2017) Phase II Investigation (1992) Human Health Risk Assessment (1994) Phase III ESA (2016-2020)	Remedial evaluation pending the completion of the Phase III investigation.
5	Former Gas Holder #3 [Gasometer- 110,000 ft^3 Capacity)	VOCs (BTEX), SVOCs, Total Cyanide, ETPH	Residual tar droplets collected inside the bottom of the holder which is likely a shallow subgrade based upon its age (post 1900). Possible leaks or spills from the holder to the soils.	Surface soils Subsurface soils Groundwater	SS-3A CSS-3 TB-13 (Refusal 8') TB-14 (Refusal 6.5')	TP-07	Groundwater not investigated. Water encountered inside the holder foundation.	MW-7S/MW-7D	Surface soils: PAHs and metals detected Fill observed	Surface soils: PAHs, cyanide and metals detected No visual impacts in soils.	Groundwater investigations not completed in AOC.	**Shallow :** MW-7S: ETPH and PAHs detected above the SWPC. VOCs and metals detected. **Deep:** MW-7D: PAHs, VOCs and metals detected	Surface water (Hockanum River) upgradient of the AOC	Phase I ESA (2017) Phase II Investigation (1992) Human Health Risk Assessment (1994) Phase III ESA (2016-2018)	Investigation completed. Soil remediation is not required. Groundwater impacts are likely associated with AOC-3 and AOC - 4 (Holder #1 and Holder #2). Groundwater impacts are addressed under site- wide groundwater AOC- 15.
6	Former Coal Shed	PAHs, Metals	Coal stockpiled for MGP could be present in the soils.	Surface soils Subsurface soils	Soils not investigated	SS-102 SS-103 SEH Invest. HA-01 HA-02 HA-03 HA-04 HA-05 HA-06 HA-07 HA-08 HA-09	Groundwater not investigated (within active transformer yard)	Groundwater not investigated (within active transformer yard)	No investigations completed in the AOC.	PAHs, ETPH, and lead above the RES and I/C DEC and GB PMC in SS-102. PCBs detected. Benzo (a) pyrene detected above the SEH Condition Notification Threshold Concentration. PAHs, ETPH, and arsenic above the RES and I/C DEC and/or GB PMC in SS-103. Cyanide detected. PAHs above the RES and I/C DEC in HA-01 through HA-09. SEH Threshold Notification Concentration for benzo(a)pyrene delineated HA-01, HA-2 and HA-03 above the threshold. Fill observed (coal, ash) in shallow soils below the trap-rock gravel cover to 2 feet below grade.	Groundwater investigations not completed in AOC.	Groundwater investigations not completed in AOC.	Surface water (Hockanum River) upgradient of the AOC	Phase I ESA (2017) Phase III ESA (2017-2018)	Delineation SEH soils for benzo (a) pyrene was completed in 2018. Remedial evaluation pending the completion of the Phase III investigation.

Table 3. Conceptual Site Model Summary
2023 Annual Report
Rockville Former MGP Site

AOC #	AOC Description	COCs	Possible Release Mechanisms and Migration Pathways	Potentially Affected Media	Previous Investigation Soil Locations	Phase II/III Soil Locations	Previous Investigation Groundwater Locations	Phase III Investigation Groundwater Locations	Previous COCs in Soil	Phase II/III COCs in Soil	Previous COCs in Groundwater	Phase III COCs in Groundwater	COCs in Surface Water	Investigation Status	Remediation Status
7	Former Transformer House	PCBs, ETPH	Transformer use. Possible leaks or spills could have impacted soils.	Surface soils Subsurface Soils	Soils not investigated (within active transformer yard)	SS-100 SS-101 SB-44	Groundwater not investigated (within active transformer yard)	Groundwater not investigated (within active transformer yard)	No investigations completed in the AOC.	PAHs above RES and I/C DEC and GB PMC in SS-100. Arsenic above RES and I/C DEC in SS-100 and SS-101. ETPH and cyanide detected. Fill, coal and brick, encountered to 5 feet below grade in SB-44. ETPH and cyanide detected. Visual Impacts (Appear to be associated with AOC -1) 12- 15 ft.: Petroleum odor and sheen 24.5-26: Faint tar odor	Groundwater investigations not completed in AOC.	Groundwater investigations not completed in AOC.	Surface water (Hockanum River) upgradient of the AOC	Phase I ESA (2017) Phase III ESA (2018)	Remedial evaluation pending the completion of the Phase III investigation.
8	Current Substation	PCBs, ETPH, Metals,	Possible leaks or spills from transformers	Surface soils Subsurface Soils If significant release: groundwater	TB-34 TB-38 TB-39S TB-32 MW-8S	SS-100 to SS-106 HA-01 to HA-11 SB-43 SB-44	MW-8S	MW-2SR, MW-2D, MW-2BR, MW-5S, MW-5D, MW-8SR, MW-16S, MW-17S, MW-25S, MW-32S, MW-33S, MW-34S, MW-35S, MW-36S	PAHs and metals detected. Fill (sand) observed	Arsenic and ETPH above RES and I/C DEC in SS-100, SS-101, SS-104 and SS-106. PAHs, ETPH, and lead above the RES and I/C DEC and GB PMC in SS-102. PCBs detected. PAHs, ETPH, and arsenic above the RES and I/C DEC and/or GB PMC in SS-103. Cyanide detected. ETPH also above RES DEC, I/C DEC and GB PMC in SS-104 and Res DEC in SS- 106. PAHs above RES and I/C DEC and GB PMC in SS-100, SS-104, SS-105 and SS- 106. HA-01 through HA-07, HA-08 and HA-09: SEH investigation (See AOC 6) . PAHs above the RES and I/C DEC in HA-01 through HA-09. SEH Condition Notification Threshold Concentration for benzo(a)pyrene delineated see AOC-9. Fill observed in top 2 feet of soils. HA-09A: ETPH exceeds RES DEC, arsenic exceeds the RES and I/C DEC. PAHs exceed RES DEC, I/C DEC and GB PMC. Cyanide detected. PCBs not detected. HA-10: ETPH and PAHs exceed RES DEC, I/C DEC and GB PMC. Cyanide detected below RES DEC and GB PMC. Arsenic exceeds the RES and I/C DEC HA-11: Arsenic exceeds the RES and I/C DEC. ETPH detected. ETPH above RES DEC in MW-35S & MW-36S and above RES & I/C DEC in MW- 32S Arsenic above RES & I/C DEC in MW-35S and MW-36S PAHs above RES & I/C DEC and GB PMC in MW-32S, MW-33S, MW-34S, MW- 35S, and MW-36S. Benzo(a) pyrene detected above the SEH Condition Notification Threshold Concentration in SB-76 (0-2 ft.) and SB-78 (0-1 ft.) Visual Impacts (Appear to be associated with AOC -1) 12- 15 ft.: Petroleum odor and sheen 24.5-26: Faint tar odor	MW-8S: Metals detected above the SWPC. Cyanide detected.	**Shallow:** MW-2SR: Not sampled due to visual observations of tar globules (2017). PAHs detected above SWPC. VOC (naphthalene detected). MW-5S: PAHs detected above SWPC. ETPH detected above the SWPC, RES VC and I/C VC. VOCs, and metals detected. MW-8SR: PAHs detected above the SWPC. Elevated metals detected. Possibly associated with turbidity in sample. MW-16S: Metals and VOC (Chloroform) detected . MW-17S: VOCs (tetrachloroethene)and ETPH detected below SWPC. Metals detected. MW-33S: acenaphthylene detected above SWPC and ETPH above SWPC, RES VC and I/C VC. MW-34S; ETPH above SWPC, RES VC and I/C VC and PAHs (acenaphthylene, Benz(a)anthracene, chrysene) detected above the SWPC MW-35S: ETPH , MA VPH, MA EPH and PAHs above SWPC. ETPH and MA VPH above Res VC. VOC (naphthalene) detected above the SWPC. (associated with AOC-3). **Deep:** MW-2D: Not sampled due to visual observations of tar globules. MW-5D: Metals and ETPH detected **Bedrock:** MW-2BR: PAHs detected below the SWPC. Metals detected.	Surface water (Hockanum River) located adjacent but up gradient of location.	Phase I ESA (2017) Phase II Investigation (1992) Phase III ESA (2016-2020)	Phase III ESA and pre-design sampling is needed for this AOC. Remedial evaluation pending the completion of the Phase III investigation.

Table 3. Conceptual Site Model Summary
2023 Annual Report
Rockville Former MGP Site

AOC #	AOC Description	COCs	Possible Release Mechanisms and Migration Pathways	Potentially Affected Media	Previous Investigation Soil Locations	Phase II/III Soil Locations	Previous Investigation Groundwater Locations	Phase III Investigation Groundwater Locations	Previous COCs in Soil	Phase II/III COCs in Soil	Previous COCs in Groundwater	Phase III COCs in Groundwater	COCs in Surface Water	Investigation Status	Remediation Status
9	Historic Site Fill	VOCs, SVOCs, Metals, PCBs, ETPH	Historic placement of fill during the development of Site.	Surface soils Subsurface soils	TB-02, TB-03,TB-04, TB-06, TB-13, TB-14, TB-16, TB-17, TB-18, TB-19, TB-20, TB-21, TB-22, TB-27, TB-31, TB-32, TB-33, TB-34, TB-38, TB-39, TB-40, TB-42, TB-45, TB-47, MW-02D, MW-04D, MW-05S, MW-05D, MW-10S, MW-10M, MW- 10D Historic fill was identified in multiple borings which overlap with other AOCs	On-site soils borings, SS-100 to SS-107, SB-76 to SB-83, TP-01 to TP-07, HA-01 to HA -18, SB-78A to D, SB-76A to D, SB-76A1 Historic fill was identified in multiple borings which overlap with other AOCs	Not Applicable	Not Applicable	Fill (i.e., ash and bricks observed)	Fill (i.e., ash, bricks, slag, metals, glass, building debris, coal, and site fill) and former MGP plant foundations observed in several Phase III investigation locations. Fill as deep as 15 ft. Concentrations of COCs including PAHs, ETPH, and metals above RSR criteria covered under separate AOCs. Concentrations of benzo (a) pyrene above SEH Threshold Notification Concentration delineated in SS-102, HA- 01A, HA-02 HA-03, HA-18, SB-76, SB-78 and SB-76A. The extent of SEH exceedances around SB-78 and SB-76 was delineated during sampling performed in March 2022 (SB-78A to D and SB-76A to D) and December 2022 (SB-76A1)	Wells screened below fill (See AOC-15)	Wells screened below fill (See AOC-15)	Surface water (Hockanum River) located adjacent but up gradient of location.	Phase I ESA (2017) Phase II Investigation (1992) Phase III ESA (2018-2020) Phase II/III ESA (2022)	Phase III ESA and pre-design sampling is needed for this AOC. Remedial evaluation pending the completion of the Phase III investigation. Soils in the vicinity of SB-78 were excavated and disposed of in May 2022.
10	Hockanum River Sediment	PAHs and Metals	Possible historic discharges to the river from the Site, historic discharges from up gradient industries, current storm water run-off and anthropogenic sources.	Sediment	R-Sed-A/B/C/D Sediments (A,B,C, D)	River Sediment Samples SED-01 SED-02 SED-03 SED-04 SED-05 SED-06 Outfall Sediment Samples SED-07 SED-08 SED-09 Background Sediment Samples SED-101 SED-102 SED-103 SED-104 SED-105	Not Applicable	SW-01 SW-02 SW-03 SW-04 Background Surface Water Samples SW-100 SW-101	PAHs and metals detected above sediment screening criteria. VOC (methylene chloride) detected.	River Sediment Samples ETPH, PAHs, and metals detected. Highest PAH concentrations were detected upstream at SED-01. ETPH detected in all sediment samples. Metals detected in all sediment samples. Elevated copper, lead and zinc detected in SED-06. SED-06A, B, C were collected in the vicinity of SED-06. Outfall Sediment Samples VOC (toluene), ETPH, PAHs and metals were detected. Background Sediment Samples PAHs, ETPH and metals detected in SED-101 through 105.	Not applicable	COCs not detected in groundwater. Barium detected below SWPC in adjacent monitoring wells.	Barium detected in all surface water samples. Chromium detected in SW-01 and SW-02, Zinc detected in SW- 01, SW-02, SW-03, and SW-04 Background surface water samples: Barium detected.	Phase I ESA (2017) Phase II Investigation (1992) Phase III Investigation (2017- 2020)	Investigation is completed. SLERA is currently being prepared and will be submitted to CTDEEP for review
11	Coal Tar impacts and Fill Observed at TB-33 (Southwestern portion of Site)	VOCs (BTEX), SVOCs, Total Cyanide, ETPH	Historic placement of fill.	Surface soils Subsurface Soils Groundwater	TB-33 TB-34 MW-5S MW-5D	SB-11 SB-36 SB-37 SB-38 SB-39 SB-40 SB-41 SB-42 SB-53 MW-16S MW-17S SB-69 SB-70 SB-71 MW-31S (boring)	MW-5S MW-5D	MW-5S MW-5D MW-16S MW17S MW-30S MW-38S MW-39S MW-31S	VOCs, PAHs and metals detected. Fill (sand) with tar observed.	ETPH and PAHs detected above RES and I/C DEC and GB PMC in SB-11. Naphthalene (VOC) detected above GB PMC and arsenic and lead detected above RES and I/C DEC in SB-11. Fill (Ash and Slag) observed in SB-11, SB-36, SB-39 ,SB-40, SB-40A, SB-69, SB- 70, SB-71 to approximately 5 feet. SB-11: Sheen and tar odor observed from 5 to 8 feet. SB-36: Tar odor 12 to 20 feet. Sheen 15 to 20 feet. SB-38: sheen and tar odor 10 to 11 feet. SB-40: sheen and tar odor 8 to 15 feet. SB-69: ETPH above RES & I/C DEC & GB PMC, arsenic above RES & I/C DEC 1 to 3 feet. PAHs above RES & I/C DEC & GB PMC 1 to 3 feet and 4 to 5 feet. SB-70: Arsenic above RES & I/C DEC. PAHs above RES & I/C DEC & GB PMC 3 to 4 feet. SB-71: ETPH above RES DEC & GB PMC 1 to 3 feet and 8 to 10 feet. PAHs above RES & I/C DEC & GB PMC 1 to 3 feet, 5 to 7 feet and 8 to 10 feet.	MW-5S: PAH (Acenaphthylene) detected above the SWPC. VOC (xylene) and metal (chromium) detected. MW-5D: VOC (Benzyl Alcohol) and metals detected above SWPC. SVOC (2-methylphenol) detected.	**Shallow:** MW-5S: ETPH and VOCs detected below SWPC. PAHs detected above SWPC. Metals detected. MW-16S: Metals and Chloroform (VOC) detected MW-17S: VOC (tetrachloroethene), ETPH detected below SWPC. Metals detected. MW-30S: ETPH and acenaphthylene above SWPC. ETPH above RES VC MW-31S: Metals detected MW-38S & MW-39S: Acenaphthylene above SWPC MW-39S: ETPH detected above the SPWC, RES VC and I/C VC **Deep:** MW-5D: Metals and ETPH detected	Surface water (Hockanum River) located adjacent but up gradient of location.	Phase I ESA (2017) Phase II Investigation (1992) Phase III Investigation (2016- 2018)	Remedial evaluation pending the completion of the Phase III investigation.

Table 3. Conceptual Site Model Summary
2023 Annual Report
Rockville Former MGP Site

AOC #	AOC Description	COCs	Possible Release Mechanisms and Migration Pathways	Potentially Affected Media	Previous Investigation Soil Locations	Phase II/III Soil Locations	Previous Investigation Groundwater Locations	Phase III Investigation Groundwater Locations	Previous COCs in Soil	Phase II/III COCs in Soil	Previous COCs in Groundwater	Phase III COCs in Groundwater	COCs in Surface Water	Investigation Status	Remediation Status
12	Tar impacts and Fill Observed (Southeastern portion of Site)	VOCs (BTEX), SVOCs, Total Cyanide, ETPH	Historic placement of fill (AOC-13). Possible migration for spills or leaks from adjacent Retorts (AOC-1) or Purifying House (AOC- 2).	Surface soils Subsurface Soils Groundwater	CSS-5 TB-2 TB-3 TB-24 TB-28 MW-6S MW-6D	SB-08 SB-09 SB-09A SB-10 SB-24 SB-32 SB-33 SB-48 SB-49 SB-50 SB-51 SB-82 SS-107 SS-108 HA-17 HA-18 SB-76 to SB-82	MW-2S MW-2D MW-6S MW-6D	MW-2SR MW-2D MW-2BR MW-6S MW-6D	Surface Soil: PAHs exceeded the Res DEC and GB PMC. Subsurface soils: VOC(methylene chloride), SVOCs, cyanide, and metals detected. Fill (ash and sand fill), Tar impacts sheen observed.	PAHs detected above RES and I/C DEC and GB PMC in SB-08, SB-09A. PAHs detected above the RES DEC and GB PMC in SB-24. ETPH detected above RES DEC in SB-09A. Concentrations of PAHs and ETPH were detected above the RES DEC, I/C DEC and/or the GB PMC in SB-32 and SB-51. Concentrations of arsenic were detected in above the RES DEC and I/C DEC. HA-17: ETPH and cyanides detected. PAHs detected above the RES DEC., I/C DEC and GB PMC. Lead above the GB PMC. HA-18: ETPH, PAHs above the RES DEC/ I/C DEC and GB PMC. Benzo (a) pyrene above the SEH Threshold Notification Concentration. SB-76: to SB-82: PAHs above the RES DEC/ I/C DEC and GB PMC SB-79: Benzene above GB PMC 1-2 ft, PCE above GB PMC and RES DEC 1-2 ft, GB PMC 3-4 ft and 5-6 ft SB-81: Dieldrin above GB PMC 0-1 ft SB-82: ETPH above RES DEC, I/C DEC, and GB PMC 2-3 ft SB-08: Staining and fuel oil odor 11 to 2 ft. Staining and tar odor from 24 to 29 ft. SB-10: Sheen and tar odor 9 to 24.5 ft. SB-33: tar odor 7 to 11 ft. Sheen, blebs and tar odor 11.5- 20 ft. SB-50: Tar from 11-12 ft. Sheens and tar blebs were observed from 15 to 17 feet. sheens and tar odors were observed from 17 feet to 25 feet SB-51: petroleum orders and grey staining from 14 to 17 feet. Sheen, tar blebs and/or tar odors were observed from 17 to 20 feet. Fill (brick, glass, slag, and/or ash) observed in SB-08, SB-09A and SB-24, SB-32, SB-33, SB-48 to SB-51, and SB-76 to SB-82.	MW-2S: Dry. MW-2D: Metals and PAHs detected above the SWPC and VOCs (xylene and ethylbenzene detected). MW-6S: Metals detected above the SWPC. SVOC (bis2-ethylhexylphthalate) detected.	**Shallow:** MW-2SR: Not sampled due to visual observations of tar globules (2017). MW-6S: Naphthalene and metals detected below the SWPC. **Deep**: MW-6D: PAHs detected below SWPC. Metals detected. MW-2D: Not sampled due to visual observations of tar globules **Bedrock:** MW-2BR: PAHs detected below the SWPC. Metals detected.	Hockanum River located adjacent but up gradient of location.	Phase I ESA (2017) Phase II Investigation (1992) Human Health Risk Assessment (1994) Phase III Investigation (2016- 2020)	Remedial evaluation pending the completion of the Phase III investigation.
13	Possible Historic Fill to the south of the Hockanum River	PAHs	Possible historic placement of fill.	Surface Soil Subsurface Soil	SS-5A, SS5B, SS-5C, SS-5D TBX2 TB-63 and TB-64	SB-25 SB-26 SB-27 SB-54 SB-55 SB-56 SB-57	MW-11S MW-11D MW-12S MW-12D	MW-11S MW-11D MW-12S MW-12D	Surface soil and shallow subsurface soils: PAHs exceeded the RDEC, IDEC and GB PMC.	Surface Soil: PAHs detected above RES and I/C DEC and GB PMC in SB-25, SB-54 and SB-55. Cyanide was detected in SB-54 and SB-55, Metals were detected in SB-54, SB-55, SB-56, and SB-57. SPLP metals were detected in SB-54 and SB-57. Fill (slag and/or ash) observed in SB-26, SB-27, SB-54, SB-55, SB-56, and SB-57.	MW-11S/ MW-11D MW-12S / 12D No analytical data	**Shallow:** MW-11S/ MW-12S: Metals detected **Deep:** MW-11D/ MW-12D: Metals and/or pyrene (PAH) detected	Hockanum River located adjacent and downgradient.	Phase II Investigation (1992) Human Health Risk Assessment (1994) Phase III Investigation (2017- 2018)	Remedial evaluation pending the completion of the Phase III investigation.

Table 3. Conceptual Site Model Summary
2023 Annual Report
Rockville Former MGP Site

AOC #	AOC Description	COCs	Possible Release Mechanisms and Migration Pathways	Potentially Affected Media	Previous Investigation Soil Locations	Phase II/III Soil Locations	Previous Investigation Groundwater Locations	Phase III Investigation Groundwater Locations	Previous COCs in Soil	Phase II/III COCs in Soil	Previous COCs in Groundwater	Phase III COCs in Groundwater	COCs in Surface Water	Investigation Status	Remediation Status
14	Tar impacts and Fill Observed (Northern portion of Site)	VOCs (BTEX), SVOCs, Total Cyanide, ETPH	Impacted area to the north of former Gas Holders #1 and #2, Possible migration for spills or leaks from adjacent holders that migrated northward.	Surface soils Subsurface Soils Groundwater	TB-12, TB-36, TB-37,TB-40, TB-42 TB-46, TB- 49A,TB-50, TB-51, TB-52, TB-53, TB-54, TB-55 TB-55A, TB-56, TB-58 , TB-59, TB-60, TB-61, TB-62, MW-1, MW-3S, MW-3D, MW-4S, MW-7S TBX5, TBX6 SS-3B. SS3-C, SS3-E, SS3-D, SS1-C, CSS-1, CSS-2	SB-01 SB-12 SB-13 SB-20 SB-21 SB-22 SB-45 SB-59 SB-60 (off-site) SB-64 (off-site) SB-68 SB-73 SB-74 SB-75 MW-37S/D MW-03DR	MW-1S, MW-1D, MW-3S, MW-3D, MW-4S, MW-4D	MW-1S, MW-1D, MW-3S, MW-3D, MW-3DR MW-3BR, MW-4S, MW-4SR, MW-4D, MW-7S, MW-7D, MW-18D, MW-24S, MW-25S, MW-37D, MW- 37BR	Surface Soil: PAHs detected above the Res DEC and GB PMC. Metals and cyanide detected. Subsurface soils: SVOCs detected above the Res and I/C DEC and GB PMC and VOCs and pesticide (lindane) detected above the GB PMC. Metals detected. Fill observed and tar odors and tar sheen.	Shallow Subsurface Soils: PAHs detected in SB-21 above the RES DEC, I/C DEC and GB PMC. SPLP PAHs were not detected indicating PAHs are not leachable. PAHs detected in SB-22. PAHs, ETPH, VOCs, cyanide were not detected in SB-01, SB -12 and SB-13 in samples collected just above apparent water table. Elevated concentrations of ETPH, VOCs, and SVOCs detected in SB-13 (25.5- 27.5') below water table (~15ft.) SB-45: Metals detected SB-59: PAHs, Cyanide, and VOCs detected Fill observed: Brick observed at 0.5-3.0 ft. in SB-21 and SB-59. Tar impacts were encountered SB-12: from 25-30 ft. (Staining, sheen and coated soils) and 37.5-39ft. (Strong tar odor) SB-13: 20-39 ft. (Staining and heavily tar coated soils and odors) SB-01: 29 to 31 ft. Sheen and tar odor. SB-45: Tar odors 30-41 ft. Tar blebs observed from 30-38 ft. SB-59: Coal and slag 2-3 ft. Tar odors 30 to 45 ft. PAHs,VOCs, and cyanide detected (2 to 3) SB-60: Tar odor 40 to 45 ft. Naphthalene and Xylene (VOCs) detected. SB-64: No visual impacts or odors. MW-37S/D: Sheen and odors observed below water table. SB-68: Tar product observed (23-34 ft), sheen observed (23-59 ft). VOCs, PAHs, and ETPH detected MW-03DR: Tar product observed in auger cuttings (23')	**Shallow:** MW-1S:Metals detected above the SWPC. MW-3S: Metals and PAHs detected above the SWPC. VOCs detected. MW-4S: Metals detected above the SWPC. cyanide, VOCs (1,1,1-TCA) and SVOC (bis2-ethylhexylphthalate) detected. **Deep:** MW-1D: Metals detected above the SWPC. SVOCs detected. MW-3D: Metals detected above the SWPC. SVOCs and VOC (1,1,1-TCA) detected. MW4D: Lead detected above the SWPC.	**Shallow:** MW-4S: Cyanide, metals, VOCs, and PAHs detected MW-4SR: Acenaphthylene (PAH) detected above the SWPC. Cyanide detected. MW-25S: Cyanide, metals, and PAHs detected MW-3S/MW-7S: Metals and VOCs detected. PAHs and ETPH detected above the SWPC MW-1S: Metals, ETPH and PAHs detected above the SWPC. MW-24S: Measurable tar observed in well. **Deep:** MW-1D: ETPH and VOCs detected. PAHs and metals (copper and nickel) detected above the SWPC. MW-3DR: ETPH and acenaphthylene detected above SWPC. MW-4D/MW-7D: Metals detected. MW-18D: ETPH, VOCs, and PAHs detected above the SWPC. Metals detected. MW-37D: Metals detected. **Bedrock:** MW-3BR: PAH (acenaphthylene) above SWPC. ETPH and VOCs detected. Metals detected. MW-37BR: Metals and VOCs detected.	Hockanum River is located up gradient on - site	Phase I ESA (2017) Phase II (1990/1991) Human Health Risk Assessment (1994) Phase III ESA (1996-2020)	Additional Phase III ESA investigation is proposed to assess the seasonal groundwater conditions and assessment of the recoverability of tar. Remedial evaluation pending the completion of the Phase III investigation.
15	Site wide groundwater impacts	VOCs, SVOCs, Metals, PCBs, ETPH, Chromium, Barium, ETPH	Groundwater impacts from spills or leaks occurring at the site. Groundwater flows to the north away from the Hockanum River.	Groundwater	NA	NA	MW-1S, MW-1D, MW-2S, MW-2D, MW-3S, MW-3D, MW-4S, MW-4D, MW-5S, MW-5D, MW-6S, MW-6D, MW-8S, MW-9S, MW-9D, MW-10S, MW-10M, MW- 10D, MW-11S, MW-11D, MW-12S, MW-12D	MW-1S, MW-1D, MW-2SR, MW-2BR, MW-2D, MW-3S, MW-3BR, MW-4S, MW-4SR, MW-4D, MW-5S, MW-5D, MW-6S, MW-6D, MW-7S,MW-7D, MW-8SR, MW-9S, MW-9D, MW-10SR, MW-10M, MW- 10BR,MW-11S, MW-11D, MW-12S, MW-12D, MW-16S, MW-17S, MW-18D, MW-19S, MW-24S, MW-25S, MW-26S, MW-26D, MW-26BR, MW-27S, MW-28S, MW-29S, MW-29D, MW-30S, MW-33S, MW-34S, MW-35S, MW-36S, MW-37D, MW-37BR, MW- 38S, MW-39S	See AOCs above for site investigation information for soils	See AOCs above for site investigation information for soils	**Shallow:** ETPH, VOCs, PAHs, metals, and Cyanide above the SWPC. See above AOCs for individual wells **Deep:** ETPH, VOCs, PAHs, metals, and Cyanide above the SWPC.. See above AOCs for individual wells	**Shallow:** ETPH, VOCs, PAHs, and /or Cyanide above the SWPC. in MW-1S, MW-5S, MW7S, MW-8SR, MW-9S, and MW- 10M, MW-29S, MW-30S, MW-33S, MW-34S, MW-35S, MW-38S, and MW-39S. See above AOCs for individual well summary of COCs. Tar globules and staining observed in MW-2S, MW-10SR, and MW-24S during development. Measurable tar observed in MW-10SR and MW-24S **Deep:** VOCs, ETPH, PAH (acenaphthylene) above the SWPC in MW-18D. MW- 3DR: ETPH and acenaphthylene detected above SWPC. Tar globules and staining observed in MW-2D, MW-3D and MW-10D **Bedrock:** PAH (acenaphthylene) above SWPC [MW-3BR] . ETPH and VOCs detected. Metals detected. See AOCs above for individual well information.	Hockanum River is located up gradient on - site/ Losing Stream	Phase I ESA (2017) Phase II Investigation (1992) Phase III Investigation (2016- 2020)	Additional Phase III ESA investigation is proposed to assess the seasonal groundwater conditions

Table 3. Conceptual Site Model Summary
2023 Annual Report
Rockville Former MGP Site

AOC #	AOC Description	COCs	Possible Release Mechanisms and Migration Pathways	Potentially Affected Media	Previous Investigation Soil Locations	Phase II/III Soil Locations	Previous Investigation Groundwater Locations	Phase III Investigation Groundwater Locations	Previous COCs in Soil	Phase II/III COCs in Soil	Previous COCs in Groundwater	Phase III COCs in Groundwater	COCs in Surface Water	Investigation Status	Remediation Status
Off-site AOCs															
16	Off-site Tar Impacts St. Josephs School/Church Parking Lot	VOCs (BTEX), SVOCs, Total Cyanide, ETPH	Tar impacted area to the north of the property line. Possible migration of impacts to the north from the MGP. Shallow fill possible in the development of the property.	Subsurface Soils Groundwater Surface soils	Soil Borings TB-113, TB-115, TB-116, TB-117, TB-118, TB-119, TB-120, TB-121, TB-125, TB-126, TB-127, TB-130 Surface Soil R426-A, R426-B, R426-C, R426-D R437-A, R437-B, R437-C, R437-D R438-A, R438-B, R438-C, R438-D R446-A, R446-B, R446-C, R446-D R452-A, R452-B, R452-C, R452-D	SB-14, SB-15, SB-16, SB-17, MW-19S, MW-20S, SB-61, SB-62, SB-66, SB-67, MW-29D, MW-14M (Boring) MW-40S (Boring) MW-41S (Boring) MW-42S (Boring) MW-43S/M (Boring)	MW-13S, MW-13D, MW-14S, MW-14D	MW-13S, MW-13D, MW-14S, MW-14M, MW-14D, MW-19S, MW-20S, MW-21S, MW-26S, MW-26D, MW-26BR, MW- 29S, MW-29D, MW-40S, MW-41S, MW-42S, MW-42M, MW-43S, MW-43M	Subsurface soils: PAHs detected above the GB PMC VOCs (ethylbenzene, toluene, and xylene detected). Fill observed. Sheens and/or isolated lens of coal tar were observed in soil borings TB-115 through TB-120 and TB-126 at depths ranging between 21.6 to 42 feet below grade. Surface Soil: PAHs detected above the Res DEC and GB PMC along West Street	PAHs, ETPH, VOCs, cyanide were not detected in SB-14, SB-15, SB-16, SB-17 in samples collected just above apparent water table. EPTH, VOCs, and PAHs detected in the deep soil samples collected from SB-14 and MW-20S within tar-impacted intervals below the water table. SB-14: 20.5-23 ft. coated with tar material with tar odors. SB-61: 22.5-44 ft. tar blebs, odors, and sheen. SB-66: 20-30 ft. tar odors. SB-15: 31.5-34 ft. veins coated with tar. MW-20S: 35-38 ft. black stained and sheen with tar odor. No visual impacts in SB-62 and SB-67. Slight tar like odor observed in MW-29D, no visual impacts. Low level detections of benzene and naphthalene. Detections of tar-related VOCs in MW-40S, MW-41S, and MW-42S detected below the water table.	**Shallow:** MW-13S: Copper detected above the SWPC. Metals, SVOC (bis2-ethylhexylphthalate) detected .MW-14S: Metals detected **Deep:** MW-13D: Metals detected. MW-14D Metals detected. VOC (tetrachloroethylene) and SVOC (bis2-ethylhexylphthalate) detected.	**Shallow:** MW-13S: Metals and bis2-ethylhexylphthalate) MW-14S: PAHs, metals and cyanide detected. MW-19S: Metals detected MW-21S: Metals and PAHs detected MW-20S: Tar globules / staining in MW-20S. MW-29S: ETPH and benzene above SWPC and RES & I/C VC. Benzene and ETPH in compliance with the RES VC via soil vapor testing. Naphthalene above SWPC. MW-41S: ETPH was detected above SWPC and RES & I/C VC. ETPH is in compliance with the RES VC via soil vapor testing. Acenaphthylene above SWPC. PAHs, metals, and VOCs detected MW-42S: VOCs and ETPH not detected. Phenanthrene, barium, and chromium detected. MW-43S: VOCs and ETPH not detected. Phenanthrene and barium detected. MW-26S: ETPH , VOCs and PAHs not detected. Barium detected. **Intermediate:** MW-14M: ETPH above SWPC . Elevated concentrations of benzene and tar-related VOC detected. Acenaphthylene above SWPC. MW-42M: ETPH above GWPC and SWPC, Benzene above GWPC. PAHs, tar -related VOCs, metals (barium, thallium, zinc). detected **Deep:** MW-14D: ETPH, cyanide, Acenaphthylene (PAH) above SWPC. Metals and VOCs detected. MW-13D: Metals and naphthalene detected MW-26D: Acenaphthylene above SWPC. Metals and VOCs detected. MW-43M: VOCs, PAHs and ETPH not detected. Barium, nickel, and zinc detected. **Bedrock:** MW-26BR Naphthalene and barium detected	Hockanum River is located upgradient on-site and approximately 600 feet to the west.	Phase II (off-site) 1993 Phase III Investigation (2017-2020)	Additional Phase III ESA investigation is proposed to further assess seasonal groundwater conditions at St. Joseph's Church property and the extent of off-site groundwater impacts in intermediate groundwater zone.
17	Off-site Tar Impacts Maple Street ROW	VOCs (BTEX), SVOCs, Total Cyanide, ETPH	Impacted area within the Maple Street ROW from 15 to 32 feet. Possible migration of impacts from the Retorts (AOC-1) Former Gas Holders #1, #2, (AOCs 3,+). Possible off-site fuel oil impacted in TB-101 and TB- 103 from up gradient source of fuel oil.	Subsurface Soils Groundwater	TB-97, TB-99, TB-101, TB-103, TB-104, TB-105, TB-106, TB-111A, TB-11B, and TB-111C	SB-18, SB-19, SB- 64	Groundwater not investigated	MW-28S MW-23S	Subsurface Soils had concentrations of VOCs, SVOCs, pesticides (Aldrin, alpha- BHC, and 2-Hexanone) at concentrations above the GB- PMC but were located below the water table. Cyanide and metals were detected. Tar impacts (sheen and odors) encountered from 15 to 32 feet.	ETPH, VOCs, and PAHs detected in SB-18 above the GB PMC. The DEC does not apply to SB-18 due to the sample depth greater than 15'. SPLP VOCs and PAHs detected. Petroleum staining/ sheen and odors 19-23ft. Tar staining/ odors from 24-29 ft. ETPH and PAHs were detected above the RES and I/C DEC and GB PMC in SB-19. Petroleum staining/ sheen and odors 11-19 ft. Tar staining/ odors from 19-26.5 ft. ETPH, PAHs, and VOCs were not detected in SB-64 No visual impacts in SB-64	Groundwater not tested.	MW-23S: Metals detected MW-28S: Metals and naphthalene detected	Hockanum River located up gradient of location.	Phase II (off-site) 1993 Phase III Investigation (2018)	Off-site petroleum impacts are noted within the Maple Street ROW. Petroleum impacts also ere noted at #12 and #14 Maple Street. Impacts could be associated with former 1,000-gallon UST at former 8 Maple Street residence or other off-site source. Remedial evaluation impacts will be assessed in the Remedial Evaluation.

Table 3. Conceptual Site Model Summary
2023 Annual Report
Rockville Former MGP Site

AOC #	AOC Description	COCs	Possible Release Mechanisms and Migration Pathways	Potentially Affected Media	Previous Investigation Soil Locations	Phase II/III Soil Locations	Previous Investigation Groundwater Locations	Phase III Investigation Groundwater Locations	Previous COCs in Soil	Phase II/III COCs in Soil	Previous COCs in Groundwater	Phase III COCs in Groundwater	COCs in Surface Water	Investigation Status	Remediation Status
18	Petroleum Impacts #12 and #14 Maple Street	VOCs (BTEX), SVOCs, ETPH	Petroleum-impacted soils from 15 to 27 feet below grade from an up gradient source that migrated via groundwater flow onto the properties.	Subsurface soils Groundwater	TB-203, TB-204, TB-206, TB-219, TB-221, TB-224 (#8 Maple Street) TB-200 and TB-217 (#12 Maple Street)	Not investigated during Phase III	Groundwater not investigated	MW-23S	Subsurface soils contained detections of PAHs. Boring log was not available during the CSM development.	Not investigated during Phase III	Groundwater not tested.	**Shallow:** Adjacent USPS ROW: MW-23S: VOC (chloroform) and metals detected below SWPC	Hockanum River located up gradient of location.	Phase II (off-site) 1994 Phase III Investigation (2018)	Phase I ESA identified a 1,000 leaking underground storage tank used for heating oil at the former 8 Maple Street Residence.
19	Suspected Fill #12 and #14 Maple Street	PAHs	PAHs detected in the shallow subsurface soils (TB-217) possibly from historic fill used in the development of the property.	Surface soils Subsurface soils	TB-217	Not investigated during Phase III	Groundwater not investigated	MW-23S	Subsurface soils contained detections of PAHs, with a detection of (Benzo (a)pyrene) above the Res DEC, I/C DEC and GB PMC. Boring log was not available during the CSM development to assess for presence of fill.	Not investigated during Phase III	Groundwater not tested.	**Shallow:** Adjacent USPS ROW: MW-23S: VOC (chloroform) and metals detected below SWPC	Hockanum River located up gradient of location.	Phase II (off-site) 1994 Phase III Investigation (2018)	Possible historic fill associated with the development of property or potential off-site source.
20	Off-site Tar Impacts (Residence #14 Maple Street)	VOCs (BTEX), SVOCs, Total Cyanide, ETPH	Tar-impacted soils (sheen and odor) between 30 and 37 feet. Tar migrated beneath Maple Avenue onto the western portion of the property.	Subsurface soils Groundwater	TB-207, TB-210, TB-211, TB-215, MW-15D	Not investigated during Phase III	MW-15S MW-15D	MW-23S	Subsurface soils contained detections of VOCs and PAHs at concentrations above the GB PMC. However, these impacts are likely below the water table and the GB PMC is not applicable.	Not investigated during Phase III	MW-15S: Metals and cyanide exceeded SWPC. VOC (MTBE detected). MW-15D: Metals detected above the SWPC.	**Shallow:** Adjacent USPS ROW: MW-23S: VOC (chloroform) and metals detected below SWPC	Hockanum River located up gradient of location.	Phase II (off-site) 1994 Phase III Investigation (2018)	Access to property was not provided. Tar impacts were assessed with a soil boring within Maple Street ROW (AOC-17) Remedial evaluation pending the completion of the Phase III investigation.
21	Off-site Surface Soils Maple Street School [PAHs Detected above RSR Criteria]	PAHs	PAHs detected in surface soils and shallow subsurface soils at the Maple Street School property.	Surface soils	R453, R454, R455, R456 R501-A, R-501-B, R-501-C, R-501-D R502-A, R-502-B, R-502-C, R-502-D R503-A, R-503-B, R-503-C, R-503-D R504-A, R-504-B, R-504-C, R-504-D R505-A, R-505-B, R-505-C, R-505-D R506-A, R-506-B, R-506-C, R-506-D	Not investigated during Phase III	Groundwater not investigated	Groundwater not investigated	Surface soils and shallow subsurface soils	Not investigated during Phase III	Groundwater not tested.	Groundwater not tested.	Hockanum River located up gradient of location.	Phase II-Surface Soil collection in 1995	Possible historic fill associated with the development of the school property or potential off-site source.
22	Off-site Surface Soils 175 Union Street [PAHs Detected above RSR Criteria]	PAHs	PAHs are detected in surface soils at nearby off-site properties (175 Union Street and Tolland AWC)	Surface soils	R426-A,R426-B,R426-C, R426-D R437-A,R437-B,R437-C, R437-D R438-A,R438-B,R438-C, R438-D R446-A,R446-B,R446-C, R446-D R452-A,R452-B,R452-C, R452-D RBG2-B and RBG2-C	Not investigated during Phase III	Groundwater not investigated	Groundwater not investigated	Surface soils and shallow subsurface soils	Not investigated during Phase III	Groundwater not tested.	Groundwater not tested.	Hockanum River located up gradient of location.	Phase II-Surface Soil collection in 1995	Possible historic fill associated with the development of the property or potential off-site source.

Table 3. Conceptual Site Model Summary
2023 Annual Report
Rockville Former MGP Site

AOC #	AOC Description	COCs	Possible Release Mechanisms and Migration Pathways	Potentially Affected Media	Previous Investigation Soil Locations	Phase II/III Soil Locations	Previous Investigation Groundwater Locations	Phase III Investigation Groundwater Locations	Previous COCs in Soil	Phase II/III COCs in Soil	Previous COCs in Groundwater	Phase III COCs in Groundwater	COCs in Surface Water	Investigation Status	Remediation Status
23	Off-site Groundwater Impacts	VOCs	Groundwater impacts from spills or leaks occurring at the site and migrating offsite.	Groundwater	NA	See AOC 16	MW-13S, MW-13D, MW-14S, MW-14D, MW-15S, MW-15D, MW-19S, MW-20S, MW-21S, MW-23S	MW-13S, MW-13D, MW-14S, MW-14D, MW-19S, MW-20S, MW-21S, MW-23S, MW-26S, MW-26D, MW-26BR, MW- 27S, MW-28S, MW-30S, MW-31S, MW-40S, MW-41S, MW-42M, MW-42M, MW-43S, MW-43M, MW-44S, MW-44M, MW-45S, MW-45M, MW-46M Soil Vapor Assessment SV-01, SV-02, SV- 03, SV-05	Soils not assessed	See AOC 16	**Shallow:** Metals and cyanide detected above SWPC. VOCs and PAHs detected **Deep:** Metals detected above SWPC. VOCs and PAHs detected	**Shallow:** Tar globules / staining in MW-20S. MW-19S/MW-21S/MW-28S: metal and PAHs detected. MW-13S and MW-26S (Plasticizers detected -possible lab contamination) MW-27S: ETPH, metals, and naphthalene detected. MW-23S: Metals detected MW-14S: Cyanide, metals, and PAHs detected. MW-31S: Barium and nickel detected MW-29S: ETPH and benzene above SWPC and RES & I/C VC. Benzene and ETPH in compliance with the RES VC via soil vapor testing. Naphthalene above SWPC. MW-44S & MW-45S PAHs above GWPC MW-41S: ETPH was detected above SWPC and RES & I/C VC. ETPH is in compliance with the RES VC via soil vapor testing. Acenaphthylene above SWPC. PAHs, metals, and VOCs detected MW-42S: VOCs and ETPH not detected. Phenanthrene, barium, and chromium detected. MW-43S: VOCs and ETPH not detected. Phenanthrene and barium detected. MW-26S: ETPH , VOCs and PAHs not detected. Barium detected. **Intermediate:** MW-14M: ETPH above SWPC . Elevated concentrations of benzene and tar-related VOC detected. Acenaphthylene above SWPC. MW-42M: ETPH above GWPC and SWPC, Benzene above GWPC. PAHs, tar -related VOCs, metals (barium, thallium, zinc), detected. MW-43M: VOCs, PAHs and ETPH not detected. Barium, nickel, and zinc detected. MW-43M: Nickel above GWPC. MW-44M & MW-45M: PAHs above GWPC. **Deep:** MW-14D: metals and VOCs detected. ETPH, Cyanide, and PAHs detected above the SWPC. MW-26D metals and tar-related VOCs detected, PAH (acenaphthylene) detected above SWPC. ETPH not detected. **Bedrock:** MW-26BR Naphthalene and barium detected. VOCs and ETPH not detected.	Hockanum River is located upgradient on-site and approximately 275 feet to 400 feet to the west.	Phase II (off-site) 1994 Phase III ESA (2018-2023)	Additional Phase III ESA investigation completed to assess seasonal groundwater conditions at St. Joseph's Church property and to assess the nature and extent west of groundwater impacts to the west of West Street. Downgradient conditions compliant with SWPC.

Notes:
MGP = manufactured gas plant VOC = Volatile Organic Compound
BTEX = Benzene, toluene, ethyl benzene and xylenes ETPH- Extractable Total Petroleum Hydrocarbons PAH = Polycyclic Aromatic Hydrocarbon
TPH = Total Petroleum Hydrocarbons PCBs= Polychlorinated Biphenyls
SWPC = Surface Water Protection Criteria
Res DEC = Residential Direct Exposure Criteria
I/C DEC = Industrial Commercial Direct Exposure Criteria
CSM = Conceptual site model, described by the Connecticut Department of Environmental Protection as "a representation of an environmental system that is used as a tool for understanding and for explaining to others the basis and rationale for site investigation and the conclusions drawn about the environmental conditions at a site. A CSM describes, explains, and provides and understanding of the nature and distribution of contaminants necessary to evaluate potential risks to human health and the environment. The CSM is an iterative approach to site characterization. The number of iterations and quantity and quality of information is a function of the complexity of site conditions and data quality objectives". This interim CSM is subject to change.
AOC = Area of concern, defined by the Connecticut Department of Environmental Protection as "locations or areas at a site where hazardous waste and or hazardous substances (including petroleum products) have been used, stored, treated, handled, disposed, spilled, and/or released to the environment."

Figures

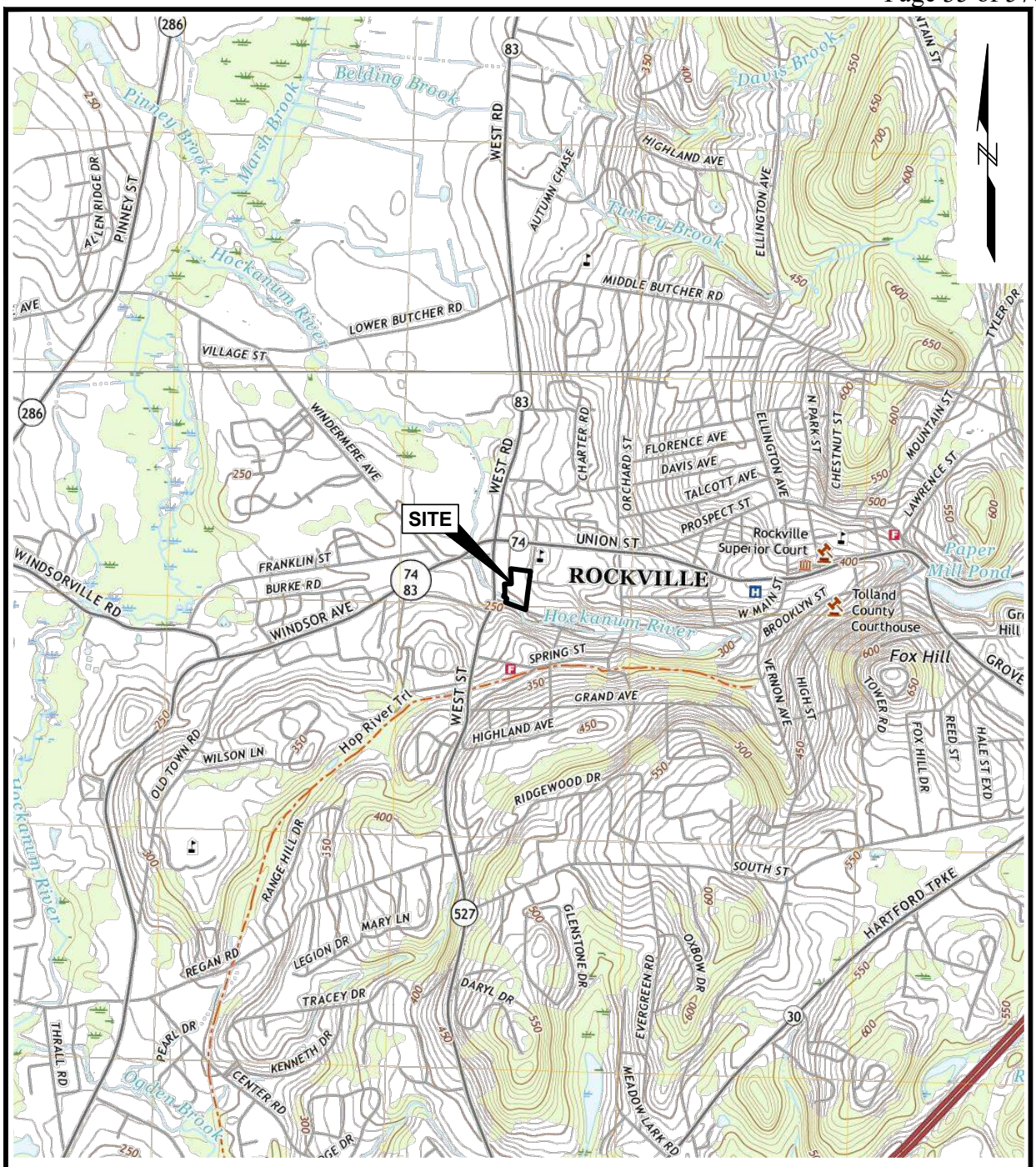

SOURCE:
MAP CREATED ROCKVILLE, CT QUADRANGLE, 7.5-MINUTE USGS TOPOGRAPHIC MAP, 2021 AND ELLINGTON, CT QUADRANGLE, 7.5-MINUTE USGS TOPOGRAPHIC MAP, 2021.

0 2000 4000

SCALE: 1" = 2000'

2023 Annual Report Rockville Former MGP Site Rockville, Vernon, Connecticut	GEI Consultants	SITE LOCATION MAP
Eversource Energy Berlin, Connecticut	Project 2200138	December 2023 Fig. 1

\\geiconsulta \\geiconsultants.com\data\Data_Storage\Working\EVERSOURCE\2200138 Rockville MGP Supp. Ph II_III ESA\00_CAD\Figures\2023AR\1_2200138_2022AR_SLM.dwg - 11/17/2023

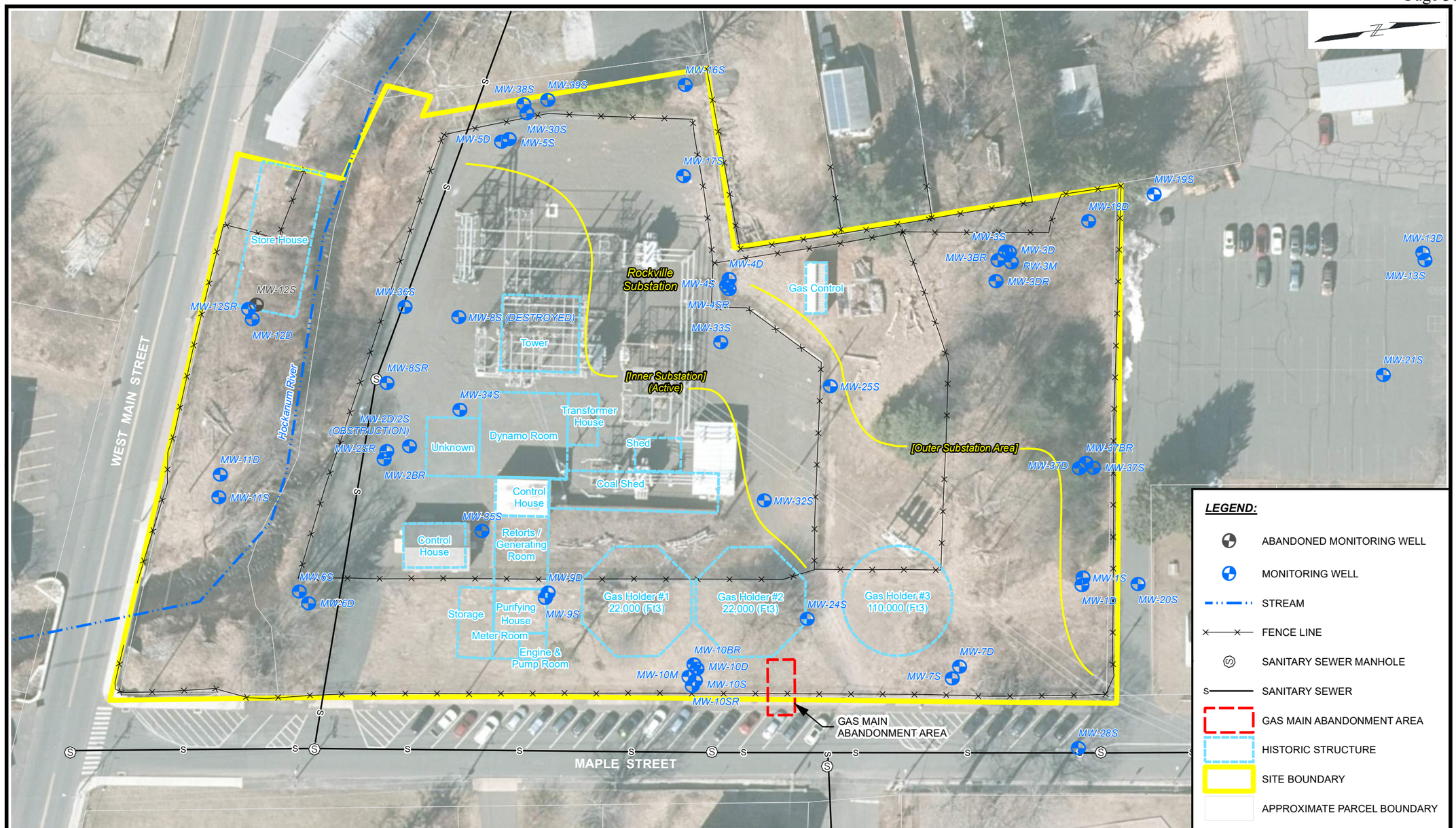

SOURCES:
1. DATA PROVIDED BY TIGHE & BOND.
2. WORLD IMAGERY LAYER, Source: Esri, Maxar, GeoEye, Earthstar Geographics, CNES/Airbus DS, USDA, USGS, AeroGRID, IGN, and the GIS User Community

0 50 100
SCALE, FEET

2023 Annual Report
Rockville Former MGP Site
Rockville, Vernon, Connecticut

Eversource Energy
Berlin, Connecticut

GEI Consultants

SITE LAYOUT AND HISTORICAL STRUCTURES

Project 2200138 | December 2023 | Fig. 2

B:\Working\EVERSOURCE\2200138 Rockville MGP Supp. Ph II_III ESA\005_GIS\2023AR\2_2200138_2023AR_SLYT.mxd

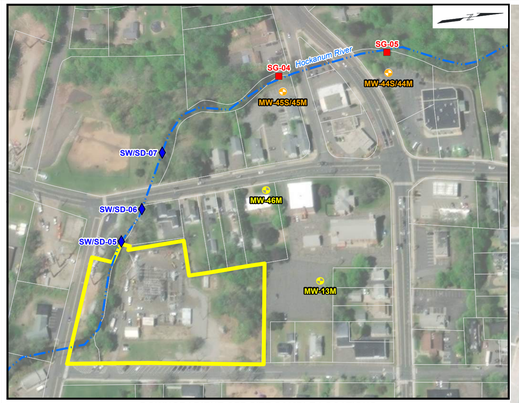

DOWNGRADIENT OFF-SITE SAMPLE LOCATIONS

0 100 200
SCALE: 1" = 200'

0 30 60
SCALE, FEET

LEGEND:

PHASE II/III SITE INVESTIGATION

- NESTED WELL PAIR
- INTERMEDIATE WELL
- SOIL VAPOR POINT
- STAFF GAUGE
- SEDIMENT SAMPLE
- BACKGROUND SEDIMENT SAMPLE
- ADDITIONAL SEH DELINEATION SOIL
- SEH DELINEATION SOIL SAMPLE

PREVIOUS SITE INVESTIGATION

- ABANDONED MONITORING WELL
- MONITORING WELL
- SOIL BORING
- SURFACE SOIL
- TEST PIT
- SEDIMENT SAMPLE
- SURFACE WATER
- INDOOR AIR SAMPLE
- OUTDOOR AMBIENT AIR SAMPLE
- SUB-SLAB AIR SAMPLE
- STREAM
- FENCE LINE
- SITE
- HISTORIC STRUCTURE
- APPROXIMATE PARCELS

2023 Annual Report
Rockville Former MGP Site
Rockville, Vernon, Connecticut

Eversource Energy
Berlin, Connecticut

GEI Consultants

Project 2200138 | December 2023 | Fig. 3

PHASE II/III ESA AND PREVIOUS INVESTIGATION LOCATIONS

B:\Working\EVERSOURCE\2200138 Rockville MGP Supp. Ph II_III ESA\005_GIS\2023AR\3_2200138_2022AR_PREV.mxd

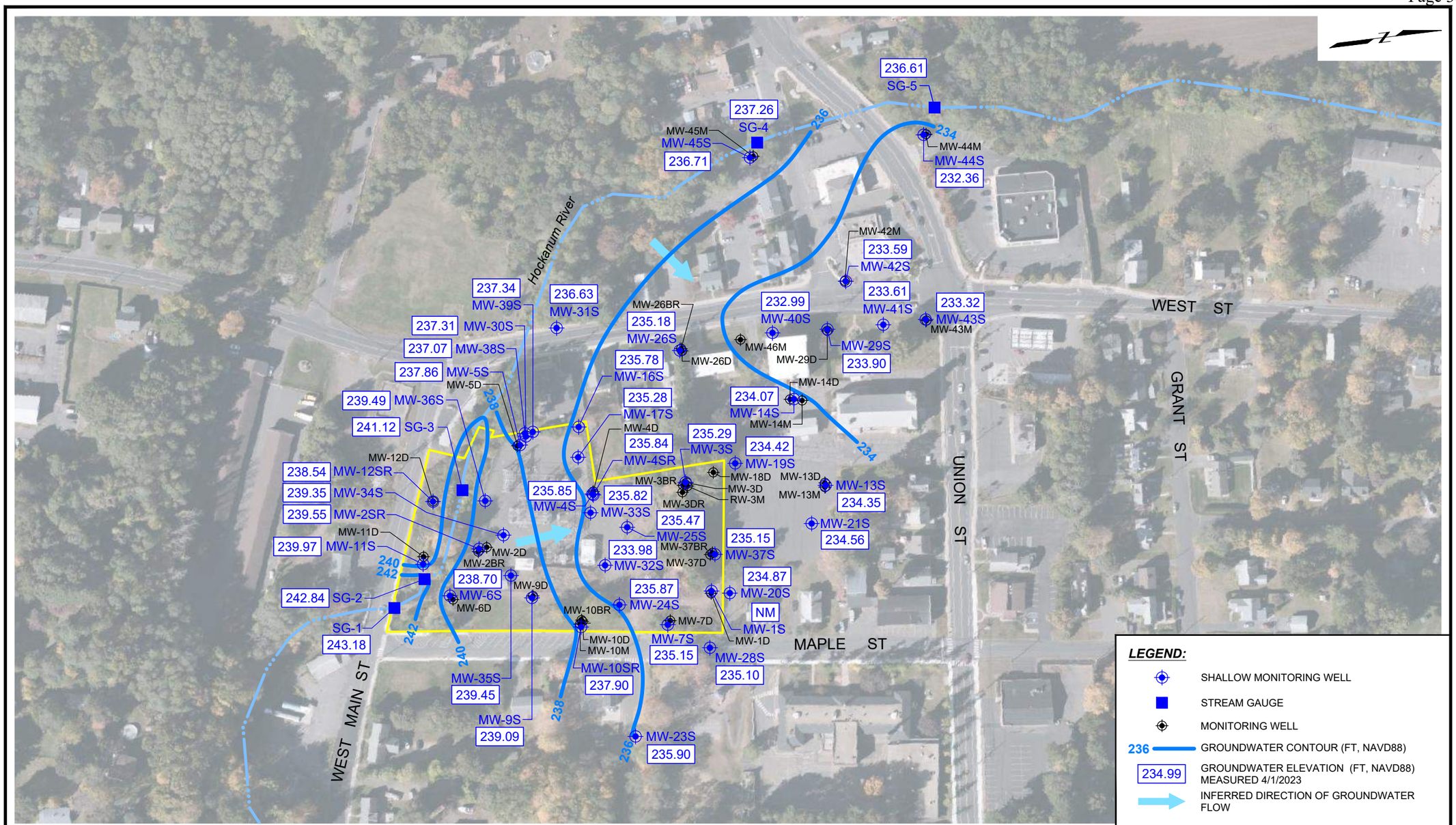

2023 Annual Report
Rockville Former MGP Site
Rockville, Vernon, Connecticut

Eversource Energy
Berlin, Connecticut

GEI Consultants

SHALLOW GROUNDWATER CONTOUR PLAN

Project 2200138 | December 2023 | Fig. 4A

HERIOT, PAULA B:\Working\EVERSOURCE\2200138 Rockville MGP Supp. Ph II_III ESA\00_CAD\Figures\2023AR\4A_2200138_2023AR_GWS.dwg - 12/7/2023

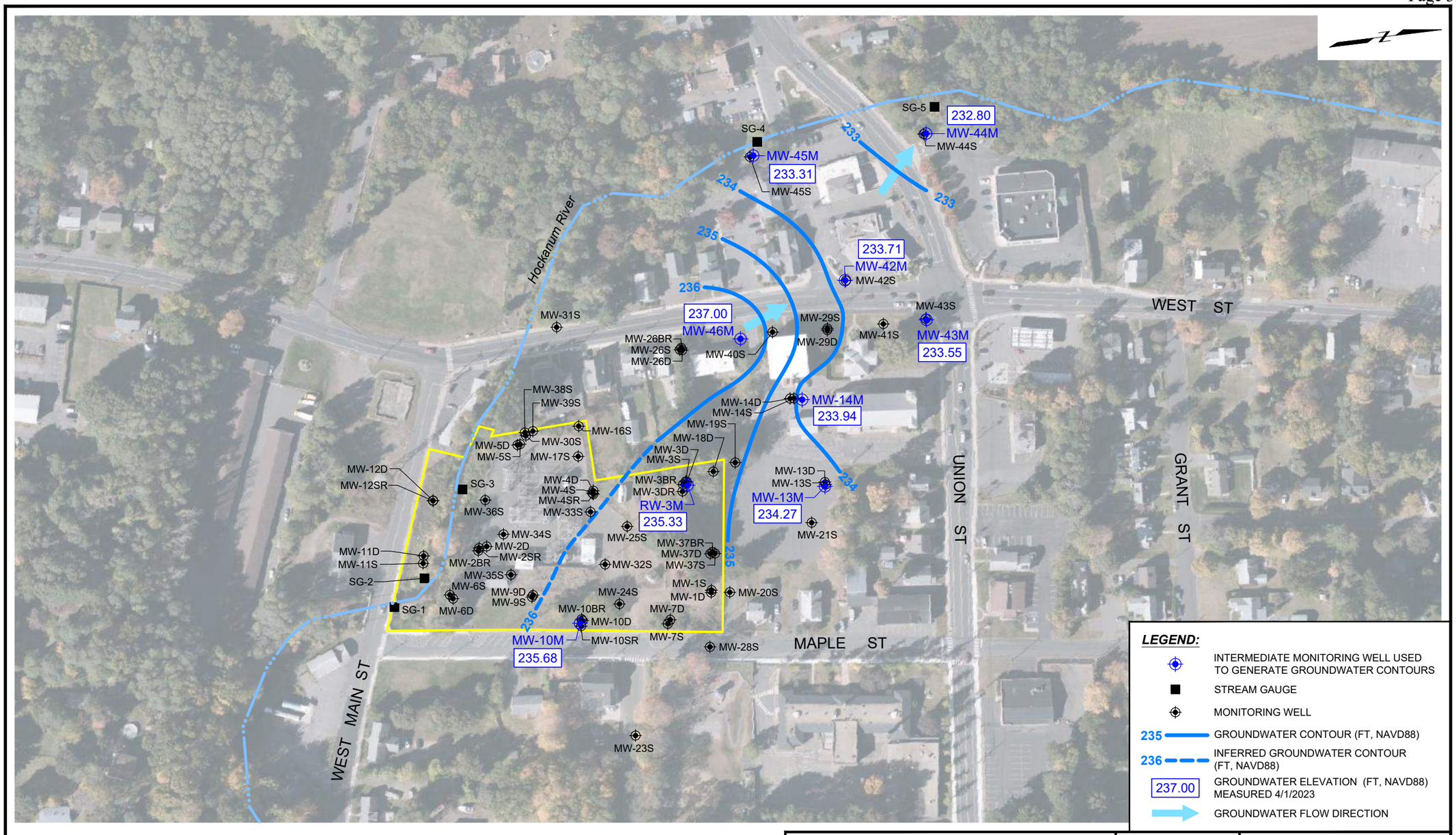

2023 Annual Report
Rockville Former MGP Site
Rockville, Vernon, Connecticut

Eversource Energy
Berlin, Connecticut

GEI Consultants

INTERMEDIATE GROUNDWATER CONTOUR PLAN

Project 2200138 | December 2023 | Fig. 4B

HERIOT, PAULA B:\Working\EVERSOURCE\2200138 Rockville MGP Supp. Ph II_III ESA\00_CAD\Figures\2023AR\4B_2200138_2023AR_GWI.dwg - 12/13/2023

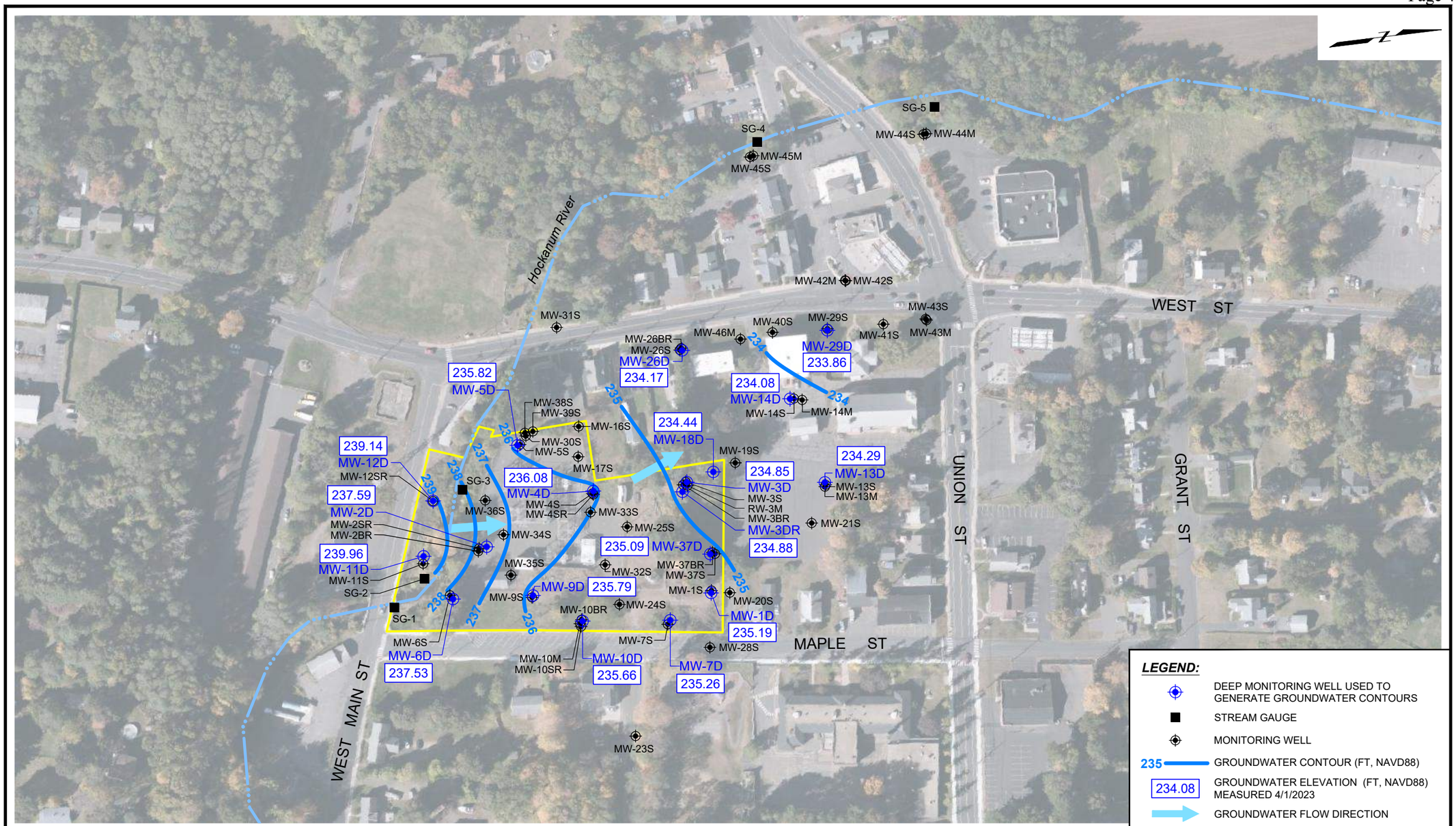

LEGEND:

- DEEP MONITORING WELL USED TO GENERATE GROUNDWATER CONTOURS
- STREAM GAUGE
- MONITORING WELL
- 235 — GROUNDWATER CONTOUR (FT, NAVD88)
- 234.08 — GROUNDWATER ELEVATION (FT, NAVD88) MEASURED 4/1/2023
- GROUNDWATER FLOW DIRECTION

2023 Annual Report Rockville Former MGP Site Rockville, Vernon, Connecticut	GEI Consultants	DEEP GROUNDWATER CONTOUR PLAN
Eversource Energy Berlin, Connecticut	Project 2200138	December 2023 Fig. 4C

HERIOT, PAULA B:\Working\EVERSOURCE\2200138 Rockville MGP Supp. Ph II_III ESA\00_CAD\Figures\2023AR\4C_2200138_2023AR_GWD.dwg - 12/13/2023

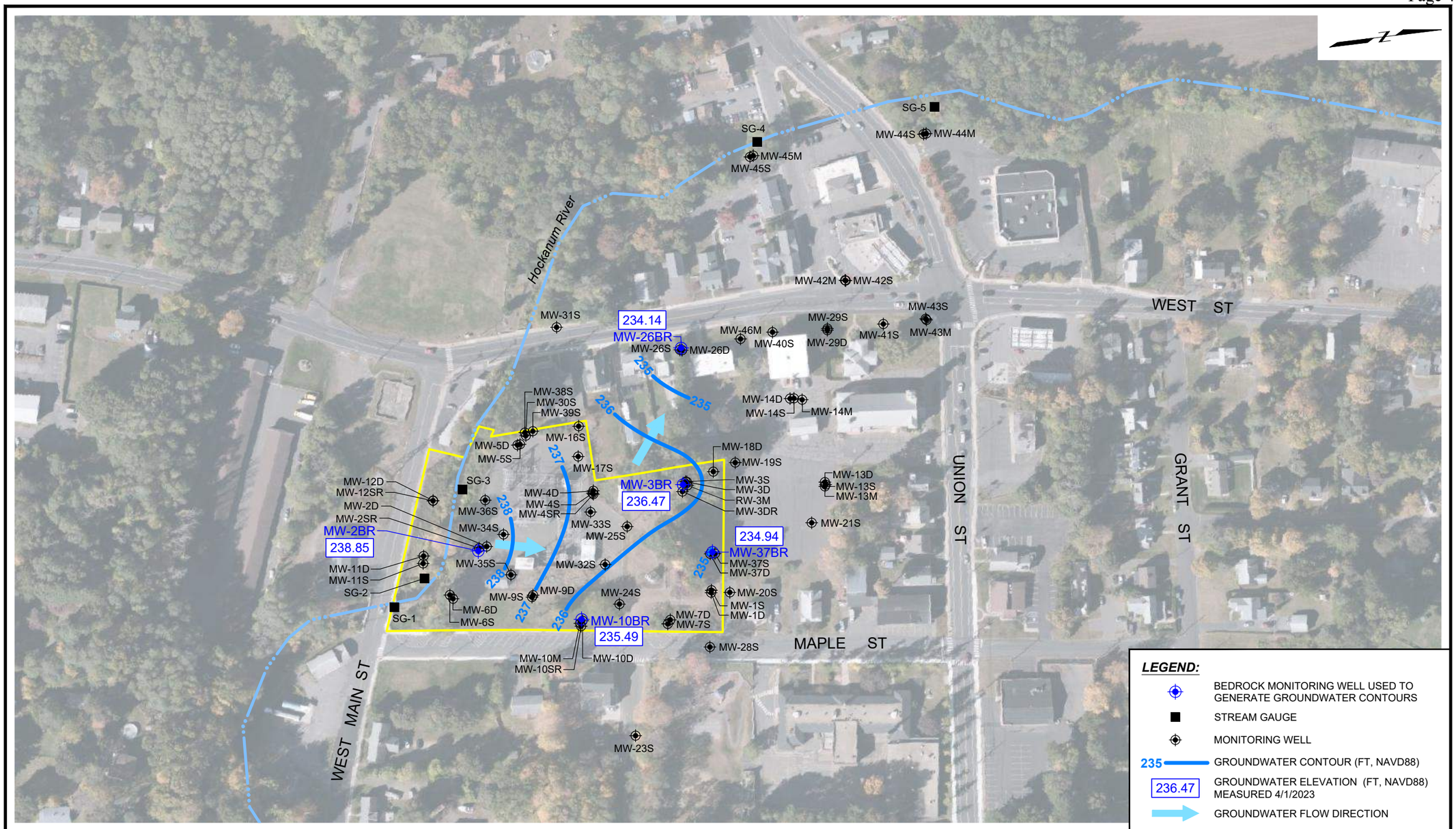

2023 Annual Report
Rockville Former MGP Site
Rockville, Vernon, Connecticut

Eversource Energy
Berlin, Connecticut

GEI Consultants

BEDROCK GROUNDWATER CONTOUR PLAN

Project 2200138 | December 2023 | Fig. 4D

HERIOT, PAULA B:\Working\EVERSOURCE\2200138 Rockville MGP Supp. Ph II_III ESA\00_CAD\Figures\2023AR\4D_2200138_2023AR_GWBR.dwg - 12/13/2023

Appendix A

Significant Environmental Hazard Status Update Form: Soil

Electronic Transmittal Form for DEEP Remediation, LUST, and PCB Secure File Transfer (SFT)

DEPARTMENT OF ENERGY AND ENVIRONMENTAL PROTECTION
REMEDIATION DIVISION, PCB PROGRAM, AND
LEAKING UNDERGROUND STORAGE TANK COORDINATION PROGRAM
www.ct.gov/deep

This Electronic Transmittal Form must be completed and included as the cover sheet of your electronic document when uploading a document to the Connecticut SFT website. Requirements for Transmittals through the SFT website:

- Documents submitted through the SFT website must include all applicable figures, tables and laboratory data.
- Files must be formatted as PDF/A and use the appropriate naming convention:
  - For Remediation Filings: **REM_REMID #_SiteAddress_Town_DocumentType_DateofDocument**
  - For LUST Filings: **LUST_SiteAddress_Town_AbbreviationForDocumentType_DateofDocument**
  - For PCB Filings: **PCB_SiteAddress_Town_AbbreviationForDocumentType_DateofDocument**
  Example: LUST_1MainStreet_Hartford_ESA_01-01-2001
  Note: For "AbbreviationForDocumentType" use appropriate abbreviation at Transmittal of Documents
- If no Rem ID assigned (new filing) or REM ID is unknown leave field blank

Part I: Primary Recipient*: Remediation Program (* required)

For Remediation documents:	For PCB/LUST documents:
Primary Program*: Voluntary Remediation	UST Facility ID: (if applicable)
Rem ID*: 13641	Spill Case Number: (if known)

Part II: Site Information

Site Name*: Rockville Former MGP (REM ID 13641/SEH ID 1075)
Site Address*: 13 Maple Street
City/Town*: Rockville/Vernon State: CT Zip Code: 06066

Secondary Programs (complete as many as applicable for this document):

Program: Significant Environmental Hazard	Project ID: 1075
Program: Select Secondary Program	Project ID:
Program: Select Secondary Program	Project ID:
Program: Select Secondary Program	Project ID:

Provide Project ID for each secondary program if it is known.
Each program has a unique ID (i.e. Rem ID, Spill Case #, UST Facility ID, etc.)

Part III: Document Information (document type required for appropriate program[s] only)

Remediation*: SEH Status Update: Soil
LUST/PCB*: LUST/PCB Document Type
Date of Document*: 5/19/2023 Version: Final

Part IV: Submitter Information

Name*: Andrew (Drew) P. Blicharz
E-mail*: drew.blicharz@eversource.com
Name of company/business this document is being submitted on behalf of: *
Yankee Gas Services Company dba Eversource Energy

EVERSOURCE ENERGY

Sustainability & Environmental Affairs
107 Selden Street, BMN2
Berlin, CT 06037

May 19, 2023

Monica Meschiatti
Remediation Division
Bureau of Water Protection and Land Reuse
Department of Energy and Environmental Protection
79 Elm Street
Hartford, CT 06106-5127

Reference: **Rockville Former Manufactured Gas Plant Site**
REM ID: 13641/SEH ID: 1075
Significant Environmental Hazard Status Update Form: Soil

Dear Ms. Meschiatti:

The Connecticut Light and Power Company dba Eversource Energy (Eversource) submits the enclosed *Significant Environmental Hazard (SEH) Status Update Form: Soil* for the Rockville Former Manufactured Gas Plant Site located at 13 Maple Street in Rockville, Vernon, Connecticut (the Site). An SEH Notification (SEHN) was submitted to the Connecticut Department of Energy and Environmental Protection (CT DEEP) on February 26, 2018. The SEHN reported that benzo(a)pyrene (BaP) was detected at a concentration that exceeded the SEH Condition Notification Threshold Concentration in shallow surficial soils (upper two feet) in a sample collected from SS-102 (0-6") during the Phase III Environmental Site Assessment (ESA). Additional SEH conditions in shallow surficial soils were later discovered at the Site during characterization or investigation activities. SEH conditions at OSS-4 and SB-78 were abated. SEH conditions at SB-76, HA-18, and an area characterized by HA-01 through HA-03 remain at the site.

On December 6, 2022, GEI completed a hand auger boring, SB-76A1, to 2 feet below ground surface to the east of SB-76A just outside the Inner Substation Area perimeter fence to delineate the SEH exceedance at this location. Soil samples were collected from the 0- to 1-foot and 1- to 2-foot depth intervals and submitted under chain-of-custody protocols to Phoenix Laboratories for analysis of PAHs by EPA Method 8270D (Table 1). Together with the previous surrounding sample results, the results indicate the SEH condition at SB-76 has been delineated.

The attached *SEH Status Update Form: Soil* includes results from the supplemental soil sampling at SB-76A1, an annual update on the mitigation measures for other previously identified SEH conditions in surficial soils, and current photographs. The remaining SEH conditions in the surficial soils are proposed to be abated prior to or as part of the site-wide remedial action plan (RAP) which will be prepared once the Phase III environmental site assessment is completed at the Site.

EVERSOURCE ENERGY

Environmental Affairs Department
107 Selden Street, BMN2
Berlin, CT 06037

Sincerely,
Eversource Energy Service Company

Andrew (Drew) P. Blicharz, LEP, CHMM
Senior Environmental Specialist – Remediation

Enclosure: Significant Environmental Hazard (SEH) Status Update Form: Soil
Cc: Kevin Neary, CT DEEP
Jeffrey Holden, LEP, GEI Consultants
Breana Pabst, GEI Consultants

Significant Environmental Hazard Status Update Form: Soil [Connecticut General Statutes (CGS) Section 22a-6u]

DEPARTMENT OF ENERGY AND ENVIRONMENTAL PROTECTION
BUREAU OF WATER PROTECTION & LAND REUSE
REMEDIATION DIVISION
79 ELM STREET
HARTFORD, CT 06106-5127 www.ct.gov/deep/remediation

Complete and submit this form, accompanied by attachments as requested, to meet the requirement under CGS section 22a-6u(k)(2) to provide a description of any continuing actions being taken to monitor, mitigate, or abate a Significant Environmental Hazard condition in surface soil.

RemID# **DEEP Use Only** SEH#

Part I – Site Identification

Identify the parcel at which a Significant Environmental Hazard (SEH) condition was identified:

Name of Site: Rockville Former MGP Site(REM ID13641/SEH ID1075)

Address or Location: 13 Maple Street

City/Town: Rockville/Vernon State: CT Zip Code: 06066

Date(s) DEEP was notified: 2/26/18 DEEP Case Manager (if known): MONICA MESCHIATTI

Part II – SEH Information

A. SEH Condition Reported

☒ 30x Industrial/Commercial Direct Expose Criteria (DEC) (for industrial/commercial use, i.e. non-residential)

☐ 15x Industrial/Commercial DEC (for metals or PCBs at industrial/commercial properties that are within 300 feet of a current residential use)

☐ 15x Residential DEC (for current residential use)

B. Has the extent of the SEH condition been fully delineated horizontally and vertically in the top two feet of soil, pursuant to CGS section 22a-6u(d)(3)(A)?

Yes ☒ No ☐ Date report delineating SEH condition submitted: Several

C. A site map is attached depicting the specific locations and extent of the soil contamination, including contaminant concentrations that exceed SEH notification thresholds. ☒

Part III – SEH Mitigation Status Update

Describe any steps being taken to delineate, monitor, mitigate, and/or abate the SEH condition and any proposed future actions, pursuant to CGS section 22a-6u(d)(3).

A. Report Frequency

1. Annual reports are due on **June 1st** of each year using this form.
   This submittal is the annual report. ☒
2. **In the event that mitigation measures fail, a supplemental report, using this form, is required within 30 days of discovery of such event and must describe how this condition was addressed in C.4. below.** This submittal is a supplemental report. ☐

B. SEH Mitigation

1. Area that exceeds SEH soil notification thresholds is:

Covered by pavement maintained in good condition	YES ☐	NO ☒
Fenced off from the general public	YES ☒	NO ☐
Identified by posted warning signs	YES ☒	NO ☐

2. Provide any additional details of the mitigation measures taken to prevent exposure to the contaminated soil exceeding the SEH notification threshold. CHECK IF NONE ☐

Surficial soil with detections of benzo(a)pyrene (BaP) above the SEH Threshold Concentration including the SS-102, HA-01A, HA-02, HA-03, HA-18, and SB-76 areas remain secured within security fencing that has warning signs posted at gated entrances to inform authorized visitors. The property is flagged in Eversource's internal GIS which informs Substation Operations personnel to contact Environmental personnel prior to intrusive work at the substation.

C. Inspection and Maintenance of Mitigation Measures

1. List dates of inspection since last annual report (mm/dd/yy):

12/9/22	1/9/23	4/4/23	5/12/23

2. Checklist for inspection of mitigation measures for most recent inspection:

☐ Yes	☐ No	☒ NA	Cracking of asphalt or concrete?
☐ Yes	☒ No	☐ NA	Changes in surface profile (settling, potholes, roots)?
☐ Yes	☒ No	☐ NA	Exposed geotextile membrane or soil erosion?
☐ Yes	☒ No	☐ NA	New construction, paving, or landscaping?
☐ Yes	☒ No	☐ NA	Opening in fence that could allow access?
☒ Yes	☐ No	☐ NA	Warning signs present and legible?
☐ Yes	☐ No	☒ NA	Other conditions - describe:

3. Provide current photo documentation of mitigation measures.

Date of photos: 5/12/23 PHOTOS ATTACHED ☒

4. Describe any maintenance of mitigation measures that has been completed since the last report. CHECK IF NONE ☐

In December 2022, GEI collected soil samples from SB-76A1 and the SB-76 area is now delineated. Construction fencing surrounding the HA-18 area at the top of the river embankment has been improved.

Part IV – SEH Abatement Update

A. Abatement Status

1. ☒ SEH condition has been abated (complete Part IV.B.) *OSS-4 in 2021 and SB-78 in 2022, Reports below
2. Date abatement plan (to be) submitted:
3. Anticipated date of completion of abatement:

B. Abatement Details

1. SEH condition has been abated such that notice would not be required under CGS section 22a-6u(k)(3) by:

   ☒ Removal of soil above notification threshold values in the top two feet of soil.

   ☐ Rendering the soil inaccessible as defined in the Remediation Standard Regulations ("RSRs," sections 22a-133k-1 through -3 of the Regulations of Connecticut State Agencies).

   ☐ Remediation of the release in accordance with the RSRs.

2. ☐ A report describing actions taken to permanently abate the SEH condition is attached.

   a. ☐ A table of analytical data that are the basis for determining that a SEH condition no longer exists is included in the attached report.

   b. ☐ A site map indicating the location of samples identifying that the SEH condition has been fully abated is included in the attached report.

3. If a report(s) has (have) already been submitted that documents the abatement of the SEH condition, list the reports below for reference. CHECK IF NONE ☐

Report Name	Preparer	Submittal Date (mm/dd/yy)	DEEP Unit Name (where submitted)
Annual Report	GEI	12/23/22	Remediation
Significant Environmental Status Update Form: Soil	Eversource	5/25/22	Remediation
2021 Voluntary Remediation Program Annual Report	Tighe & Bond	12/29/21	Remediation

Part V – Party Identification and Contact Information

A. Site Owner Has this information changed? Yes ☐ No ☒

Owner Name: The Connecticut Light and Power Company dba Eversource Energy
Contact Person: Andrew (Drew) P. Blicharz Title: Senior Environmental Specialist
Contact E-mail: drew.blicharz@eversource.com Contact Phone:860-665-5751 Ext.
Mailing Address: 107 Selden Street
City/Town: Berlin State:CT Zip Code: 06037

B. Environmental Consultant Has this information changed? Yes ☒ No ☐

Name: Jeffrey S. Holden Title: P.E., LEP
Firm: GEI Consultants, Inc
E-mail: jholden@geiconsultants.com Phone: 607-216-8956 Ext.
Mailing Address: 1301 Trumansburg Road, Suite N
City/Town: Ithaca State: NY Zip Code: 14850

C. Entity Acting on Behalf of the Owner Has this information changed? Yes ☐ No ☒

If the person signing this form is not the site owner, describe that person's relationship to the site and its owner and enter contact information below. If an entity who is not the site owner is acting on behalf of the owner to mitigate or abate the hazard condition, provide details of this agreement.

Contact Name:

Contact Person: Title:

Contact E-mail: Contact Phone: Ext.

Mailing Address:

City/Town: State: Zip Code:

Part VI – Signature of Property Owner or Entity Acting on Owner's Behalf

"I have personally examined and am familiar with the information submitted in this document and all attachments, and certify that based on reasonable investigation the submitted information is true and accurate to the best of my knowledge and belief. I certify that this form is complete and accurate as prescribed by the Commissioner without alteration of the text."

Name: Andrew (Drew) P. Blicharz Title (if applicable): Senior Environmental Specialist

Signature Drew Blicharz Date: 5/19/2023

SEND COMPLETED FORM TO: REMEDIATION DIVISION
<ATTN: CASE MANAGER, IF KNOWN>
DEPARTMENT OF ENERGY AND ENVIRONMENTAL PROTECTION
79 ELM STREET
HARTFORD, CT 06106-5127

Table 1. SEH Soil Delineation Results
Significant Environmental Hazard Status Update Form: Soil
Rockville Former MGP Site
13 Maple Street, Vernon, Rockville, CT 06066

				Sample Name Sample Date	SB-76A1-(0-1`) 12/9/2022 0-1.0	SB-76A1-(1-2`) 12/9/2022 1.0-2.0
Analyte	**GB PMC**	**Res DEC**	**I/C DEC**	**I/C SEH Condition Notification Threshold Concentration**		
PAH17 (mg/kg)						
Acenaphthene	84*	1000*	2500*	75000	<0.290	**0.42**
Acenaphthylene	84	1000	2500	75000	**2.6**	**6.4**
Anthracene	400	1000	2500	75000	**1.8**	**4.8**
Benzo(a)anthracene	1	1	7.8	234	**11**	**23**
Benzo(b)fluoranthene	1	1	7.8	234	**14**	**27**
Benzo(k)fluoranthene	1	8.4	78	2340	**5**	**9.1**
Benzo(g,h,i)perylene	1*	8.4*	78*	2340*	**4.6**	**13**
Benzo(a)pyrene	1	1	1	30	**13**	**27**
Chrysene	1*	84*	780*	23400*	**11**	**24**
Dibenz(a,h)anthracene	1*	1*	1*	30*	**1.6**	**3.8**
Fluoranthene	56	1000	2500	75000	**13**	**24**
Fluorene	56	1000	2500	75000	<0.290	**1.8**
Indeno(1,2,3-cd)pyrene	1*	1*	7.8*	234*	**5.7**	**14**
2-Methylnaphthalene	5.6*	270*	1000*	30000*	**0.49**	**2.1**
Naphthalene	56	1000	2500	75000	**1**	**3.1**
Phenanthrene	40	1000	2500	75000	**4.9**	**16**
Pyrene	40	1000	2500	75000	**15**	**28**
Other						
Percent Solids (%)	NE	NE	NE	NE	**79**	**89**

Table 1. SEH Soil Delineation Results
Significant Environmental Hazard Status Update Form: Soil
Rockville Former MGP Site
13 Maple Street, Vernon, Rockville, CT 06066

Notes:

% = Percent
mg/kg = milligrams per kilogram

PAH = Polycyclic Aromatic Hydrocarbon
ft-bgs= feet below ground surface

Ammended Remediation Standard Regulations (RSRs) of the Regulations of Connecticut State Agencies (RCSA) 22a-133k-1 through 22a-133k-3. The effective date of the amended RSRs is March 9, 2021 used in combination with 2018 CAPS where the RSR criteria are not available.

* indicates value is obtained from 2018 Technical Support Document (TSD) for Common Additional Polluting Substances (CAPS

I/C DEC = Industrial/commercial direct exposure criteria means the concentrations identified as industrial/commercial direct exposure criteria in Appendix A to RCSA sections 22a-133k-1 through 22a-133k-3.

Res DEC = Residential direct exposure criteria means the concentrations identified as residential direct exposure criteria in Appendix A to RCSA sections 22a-133k-1 through 22a-133k-3.

GB = Area where the ground-water classification is GB. Designated uses: industrial process water and cooling waters; baseflow for hydraulically connected surface water bodies; presumed not suitable for human consumption without treatment.

PMC = Pollutant mobility criteria means the concentrations identified in Appendix B to RCSA sections 22a-133k-1 through 22a-133k-3, or any alternative pollutant mobility criteria approved by the Commissioner pursuant to RCSA subsection 22a-133k-2(d).

CAS No. = Chemical Abstracts Service Number
MGP = Manufactured Gas Plant
NE = Not Established

Bolding indicates a detected result concentration
Shading and bolding indicates that the detected concentration is above the CT RSR it was compared to
Light gray shading indicates a GB PMC exceedance
Dark gray shading indicates a Res DEC and GB PMC exceedance
Yellow shading indicates a I/C DEC, Res DEC and GB PMC exceedance
Red text indicates a SEH Condition Notification Threshold Concentration exceedance

Validation Qualifiers:

< = The analyte was not detected at a concentration above the specified laboratory reporting limit.
J = The result is an estimated value.

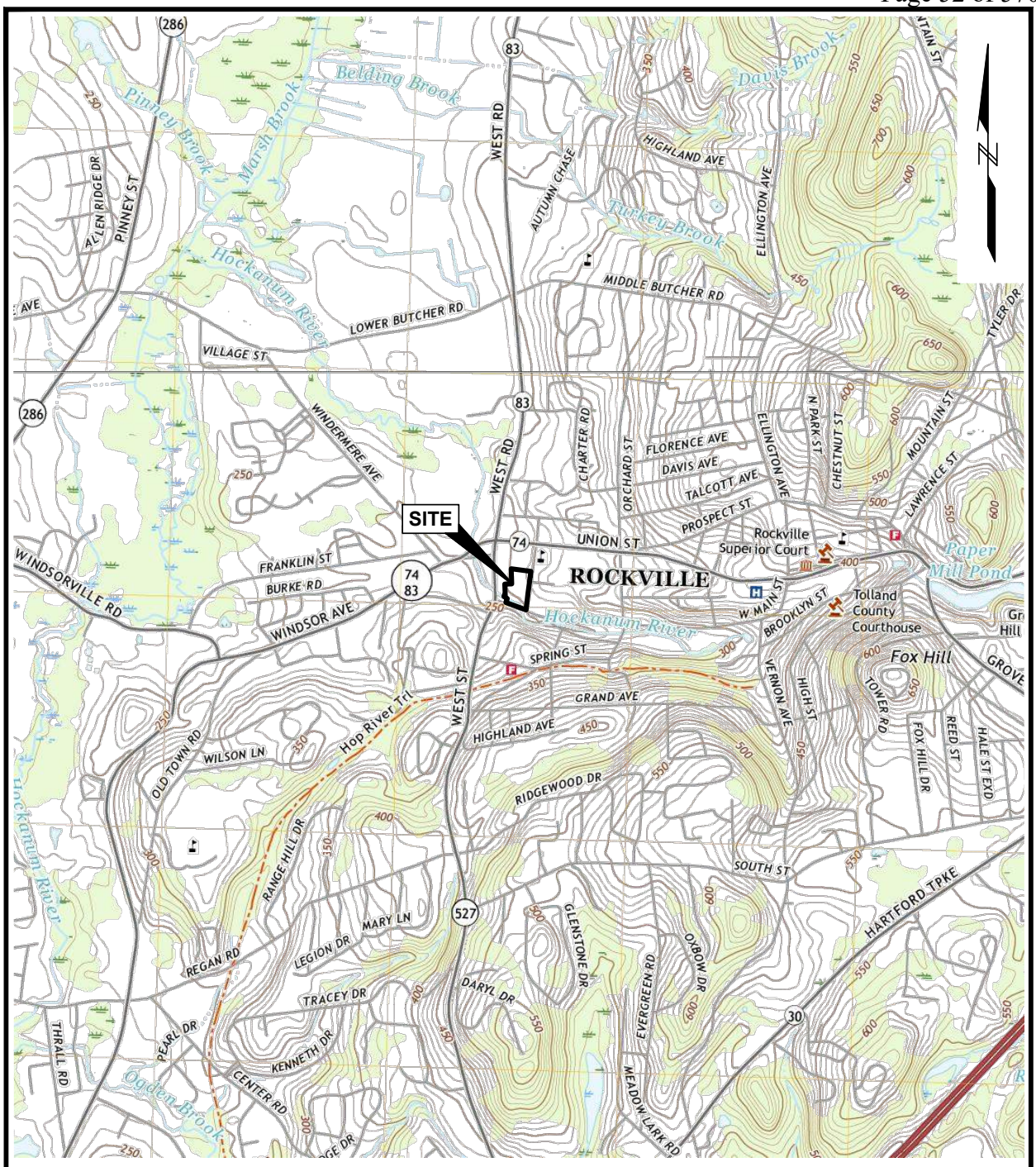

SOURCE:
MAP CREATED ROCKVILLE, CT QUADRANGLE, 7.5-MINUTE USGS TOPOGRAPHIC MAP, 2021 AND ELLINGTON, CT QUADRANGLE, 7.5-MINUTE USGS TOPOGRAPHIC MAP, 2021.

0 2000 4000

SCALE: 1" = 2000'

Significant Environmental Hazard Status Update Form: Soil Rockville Former MGP Site Rockville, Vernon, Connecticut	GEI Consultants	SITE LOCATION MAP
Eversource Berlin, Connecticut	Project 2200138	May 2023 Fig. 1

\\geiconsulta B:\Working\EVERSOURCE\2200138 Rockville MGP Supp. Ph II_III ESA\00_CAD\Figures\SEHSU\2023\2200138_SEHSU_SLM.dwg - 5/16/2023

Locations of Remaining SEH Exceedances		
Sample ID	**Benzo(a)pyrene SEH Condition Notification Threshold Concentration (mg/kg)**	**Concentraion Detected in Sample (mg/kg)**
Outer Substation Area		
HA-18 (0-2')	30	86
Inner Substation Area		
HA-01A (1-1.5')	30	53
HA-02 (1.5-2')	30	33
HA-03 (0.5-1')	30	32
SS-102 (0-0.5')	30	45
SB-76 (0-2')	30	42
SB-76A (1-2')	30	36

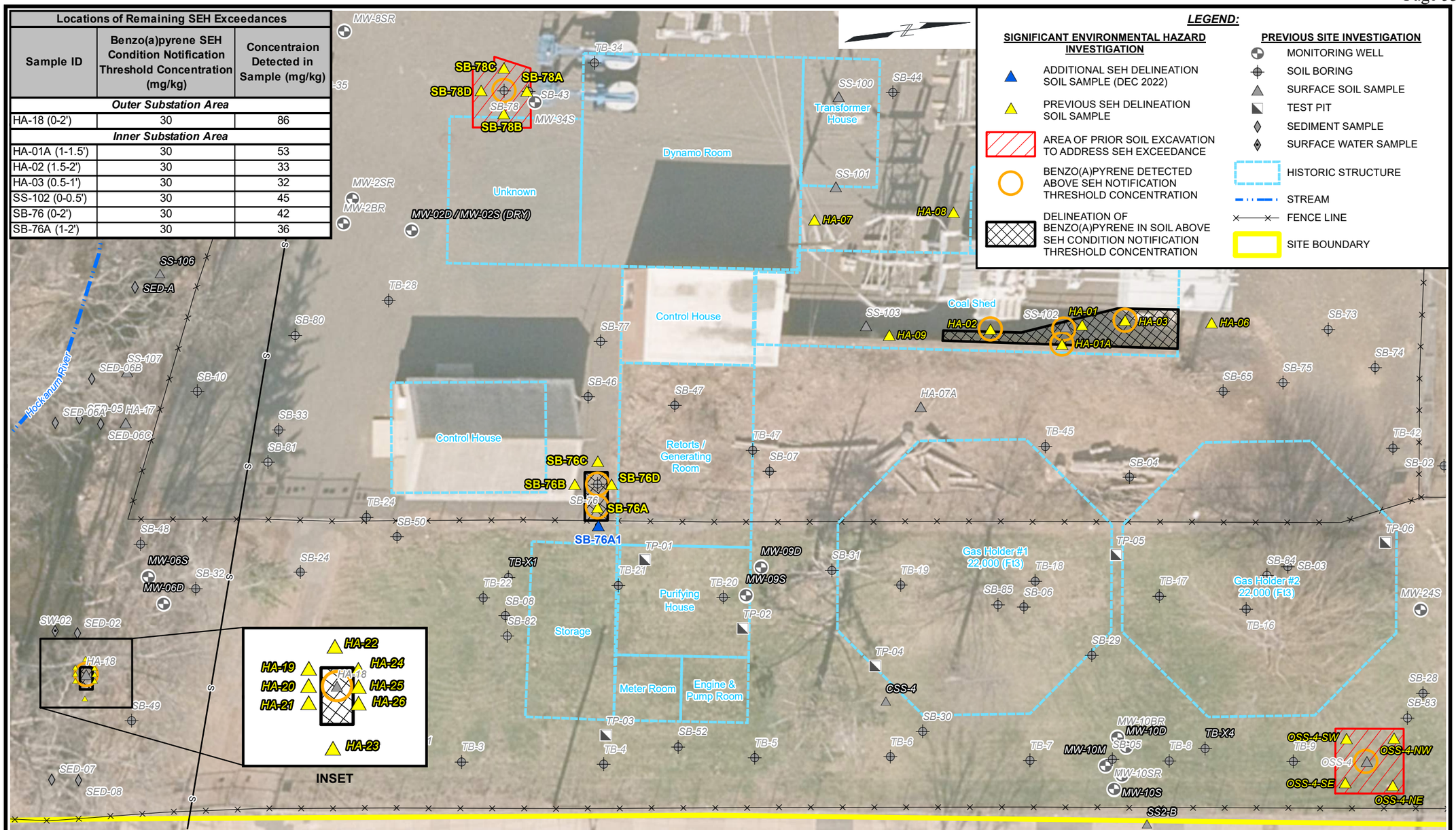

SOURCES:
1. ALL PREVIOUS SAMPLE LOCATION DATA PROVIDED BY TIGHE & BOND.
2. WORLD IMAGERY LAYER, Source: Esri, Maxar, GeoEye, Earthstar Geographics, CNES/Airbus DS, USDA, USGS, AeroGRID, IGN, and the GIS User Community

0 20 40
SCALE, FEET

Significant Environmental Hazard Status Update Form: Soil
Rockville Former MGP Site
Rockville, Vernon, Connecticut

Eversource
Berlin, Connecticut

GEI Consultants

SIGNIFICANT ENVIRONMENTAL HAZARD (SEH) INVESTIGATION AND EXCAVATION LOCATIONS

Project 2200138 | May 2023 | Fig. 2

J:\Projects\Eversource Energy\13 Maple St Rockville\SEHSU\2023\2200138_SEHSU_SEH.mxd

Rockville Former MGP

Significant Environmental Hazard Status Update Form: Soil
Date Photographed: May 12, 2023
Address: 13 Maple Street, Rockville, Vernon, Connecticut

Photo Log Index

Photo No. 1 – Fencing and signage around outer substation (facing west). _____ *1*
Photo No. 2 – SEH condition area (SB-76 and SB-76A) from outer substation (facing west). _____ *1*
*Photo No. 3 – SEH condition area (SB-76 and SB-76A) within the inner substation (facing east).*_____ *2*
Photo No. 4 – SEH condition area (SS-102, HA-01A, HA-02 and HA-03) within the inner substation (facing north). _ *2*
Photo No. 5 – SEH condition area (SS-102, HA-01A, HA-02 and HA-03) within the inner substation (facing south). _ *3*
*Photo No. 6 – SEH condition area (HA-18) fenced off within wooded area of outer substation (facing south).*_____ *3*

Rockville Former MGP
Significant Environmental Hazard Status Update Form: Soil
Date Photographed: May 12, 2023
Address: 13 Maple Street, Rockville, Vernon, Connecticut



Photo No. 1 – Fencing and signage around outer substation (facing west).



Photo No. 2 – SEH condition area (SB-76 and SB-76A) from outer substation (facing west).

Rockville Former MGP
Significant Environmental Hazard Status Update Form: Soil
Date Photographed: May 12, 2023
Address: 13 Maple Street, Rockville, Vernon, Connecticut



Photo No. 3 – SEH condition area (SB-76 and SB-76A) within the inner substation (facing east).



Photo No. 4 – SEH condition area (SS-102, HA-01A, HA-02 and HA-03) within the inner substation (facing north).

Rockville Former MGP
Significant Environmental Hazard Status Update Form: Soil
Date Photographed: May 12, 2023
Address: 13 Maple Street, Rockville, Vernon, Connecticut



Photo No. 5 – SEH condition area (SS-102, HA-01A, HA-02 and HA-03) within the inner substation (facing south).



Photo No. 6 – SEH condition area (HA-18) fenced off within wooded area of outer substation (facing south).

Appendix B

Laboratory Analytical Reports

PHOENIX
Environmental Laboratories, Inc.

Friday, January 20, 2023

Attn: Jeffrey Holden
GEI Consultants
455 Winding Brook Drive
Suite 201
Glastonbury, CT 06033

Project ID: **ROCKVILLE FMP MGP**
SDG ID: **GCN20745**
Sample ID#s: **CN20745 - CN20747**

This laboratory is in compliance with the NELAC requirements of procedures used except where indicated.

This report contains results for the parameters tested, under the sampling conditions described on the Chain Of Custody, as received by the laboratory. This report is incomplete unless all pages indicated in the pagination at the bottom of the page are included.

A scanned version of the COC form accompanies the analytical report and is an exact duplicate of the original.

If you are the client above and have any questions concerning this testing, please do not hesitate to contact Phoenix Client Services at ext.200. The contents of this report cannot be discussed with anyone other than the client listed above without their written consent.

Sincerely yours,

Phyllis Shiller
Laboratory Director

NELAC - #NY11301
CT Lab Registration #PH-0618
MA Lab Registration #M-CT007
ME Lab Registration #CT-007
NH Lab Registration #213693-A,B
NJ Lab Registration #CT-003
NY Lab Registration #11301
PA Lab Registration #68-03530
RI Lab Registration #63
VT Lab Registration #VT11301

Environmental Laboratories, Inc.
587 East Middle Turnpike, P.O.Box 370, Manchester, CT 06045
Tel. (860) 645-1102 Fax (860) 645-0823

NY # 11301

SDG Comments

January 20, 2023

SDG I.D.: GCN20745

Volatile 8260 analysis:
1,2-Dibromoethane and 1,2-Dibromo-3-chloropropane do not meet GWP criteria, these compounds are analyzed by GC/ECD to achieve this criteria.

Environmental Laboratories, Inc.
587 East Middle Turnpike, P.O.Box 370, Manchester, CT 06045
Tel. (860) 645-1102 Fax (860) 645-0823

Sample Id Cross Reference

January 20, 2023

SDG I.D.: GCN20745

Project ID: ROCKVILLE FMP MGP

Client Id	Lab Id	Matrix
MW-13M	CN20745	GROUND WATER
MW-14M	CN20746	GROUND WATER
DUP011023	CN20747	GROUND WATER

Environmental Laboratories, Inc.
587 East Middle Turnpike, P.O.Box 370, Manchester, CT 06045
Tel. (860) 645-1102 Fax (860) 645-0823

Analysis Report

January 20, 2023

FOR: Attn: Jeffrey Holden
GEI Consultants
455 Winding Brook Drive
Suite 201
Glastonbury, CT 06033

Sample Information		Custody Information		Date	Time
Matrix:	GROUND WATER	Collected by:		01/10/23	12:20
Location Code:	GEI-EVER	Received by:	CP	01/11/23	10:30
Rush Request:	Standard	Analyzed by:	see "By" below		
P.O.#:	2200138-1.4				

Laboratory Data

SDG ID: GCN20745
Phoenix ID: CN20745

Project ID: ROCKVILLE FMP MGP
Client ID: MW-13M

Parameter	Result	RL/ PQL	Units	Dilution	Date/Time	By	Reference
Silver	< 0.001	0.001	mg/L	1	01/12/23	TH	SW6010D
Arsenic	< 0.004	0.004	mg/L	1	01/12/23	TH	SW6010D
Barium	0.283	0.002	mg/L	1	01/12/23	TH	SW6010D
Beryllium	< 0.001	0.001	mg/L	1	01/12/23	TH	SW6010D
Cadmium	< 0.001	0.001	mg/L	1	01/12/23	TH	SW6010D
Chromium	0.002	0.001	mg/L	1	01/12/23	TH	SW6010D
Copper	< 0.005	0.005	mg/L	1	01/12/23	TH	SW6010D
Mercury	< 0.0002	0.0002	mg/L	1	01/12/23	AL1	SW7470A
Nickel	0.003	0.001	mg/L	1	01/12/23	TH	SW6010D
Lead	< 0.001	0.001	mg/L	1	01/12/23	TH	SW6010D
Antimony	< 0.005	0.005	mg/L	1	01/12/23	TH	SW6010D
Selenium	< 0.010	0.010	mg/L	1	01/12/23	TH	SW6010D
Thallium	< 0.0005	0.0005	mg/L	5	01/12/23	CPP	SW6020B
Vanadium	< 0.002	0.002	mg/L	1	01/12/23	TH	SW6010D
Zinc	0.006	0.004	mg/L	1	01/12/23	TH	SW6010D
Total Cyanide	< 0.010	0.010	mg/L	1	01/13/23	CL/GD	SW9010C/SW9012B
Extraction of ETPH	Completed				01/11/23	X/K	SW3510C/SW3520C
Mercury Digestion	Completed				01/12/23	AB/AB	SW7470A
Semi-Volatile Extraction	Completed				01/11/23	X/K	SW3520C
Total Metals Digestion	Completed				01/11/23	AG	
Total Metals Digestion MS	Completed				01/11/23	AG	
TPH by GC (Extractable Products)							
Ext. Petroleum H.C. (C9-C36)	ND	0.067	mg/L	1	01/12/23	JRB	CTETPH
Identification	ND		mg/L	1	01/12/23	JRB	CTETPH
QA/QC Surrogates							
% Terphenyl (surr)	72		%	1	01/12/23	JRB	50 - 150 %

Ver 1

Project ID: ROCKVILLE FMP MGP
Client ID: MW-13M

Phoenix I.D.: CN20745

Parameter	Result	RL/ PQL	Units	Dilution	Date/Time	By	Reference
Volatiles							
1,1,1,2-Tetrachloroethane	ND	1.0	ug/L	1	01/12/23	MH	SW8260C
1,1,1-Trichloroethane	ND	1.0	ug/L	1	01/12/23	MH	SW8260C
1,1,2,2-Tetrachloroethane	ND	0.50	ug/L	1	01/12/23	MH	SW8260C
1,1,2-Trichloroethane	ND	1.0	ug/L	1	01/12/23	MH	SW8260C
1,1-Dichloroethane	ND	1.0	ug/L	1	01/12/23	MH	SW8260C
1,1-Dichloroethene	ND	1.0	ug/L	1	01/12/23	MH	SW8260C
1,1-Dichloropropene	ND	1.0	ug/L	1	01/12/23	MH	SW8260C
1,2,3-Trichlorobenzene	ND	1.0	ug/L	1	01/12/23	MH	SW8260C
1,2,3-Trichloropropane	ND	1.0	ug/L	1	01/12/23	MH	SW8260C
1,2,4-Trichlorobenzene	ND	1.0	ug/L	1	01/12/23	MH	SW8260C
1,2,4-Trimethylbenzene	ND	1.0	ug/L	1	01/12/23	MH	SW8260C
1,2-Dibromo-3-chloropropane	ND	0.50	ug/L	1	01/12/23	MH	SW8260C
1,2-Dibromoethane	ND	0.25	ug/L	1	01/12/23	MH	SW8260C
1,2-Dichlorobenzene	ND	1.0	ug/L	1	01/12/23	MH	SW8260C
1,2-Dichloroethane	ND	0.60	ug/L	1	01/12/23	MH	SW8260C
1,2-Dichloropropane	ND	1.0	ug/L	1	01/12/23	MH	SW8260C
1,3,5-Trimethylbenzene	ND	1.0	ug/L	1	01/12/23	MH	SW8260C
1,3-Dichlorobenzene	ND	1.0	ug/L	1	01/12/23	MH	SW8260C
1,3-Dichloropropane	ND	1.0	ug/L	1	01/12/23	MH	SW8260C
1,4-Dichlorobenzene	ND	1.0	ug/L	1	01/12/23	MH	SW8260C
2,2-Dichloropropane	ND	1.0	ug/L	1	01/12/23	MH	SW8260C
2-Chlorotoluene	ND	1.0	ug/L	1	01/12/23	MH	SW8260C
2-Hexanone	ND	5.0	ug/L	1	01/12/23	MH	SW8260C
2-Isopropyltoluene	ND	1.0	ug/L	1	01/12/23	MH	SW8260C
4-Chlorotoluene	ND	1.0	ug/L	1	01/12/23	MH	SW8260C
4-Methyl-2-pentanone	ND	5.0	ug/L	1	01/12/23	MH	SW8260C
Acetone	ND	25	ug/L	1	01/12/23	MH	SW8260C
Acrylonitrile	ND	0.50	ug/L	1	01/12/23	MH	SW8260C
Benzene	ND	0.70	ug/L	1	01/12/23	MH	SW8260C
Bromobenzene	ND	1.0	ug/L	1	01/12/23	MH	SW8260C
Bromochloromethane	ND	1.0	ug/L	1	01/12/23	MH	SW8260C
Bromodichloromethane	ND	0.50	ug/L	1	01/12/23	MH	SW8260C
Bromoform	ND	1.0	ug/L	1	01/12/23	MH	SW8260C
Bromomethane	ND	1.0	ug/L	1	01/12/23	MH	SW8260C
Carbon Disulfide	ND	5.0	ug/L	1	01/12/23	MH	SW8260C
Carbon tetrachloride	ND	1.0	ug/L	1	01/12/23	MH	SW8260C
Chlorobenzene	ND	1.0	ug/L	1	01/12/23	MH	SW8260C
Chloroethane	ND	1.0	ug/L	1	01/12/23	MH	SW8260C
Chloroform	ND	1.0	ug/L	1	01/12/23	MH	SW8260C
Chloromethane	ND	1.0	ug/L	1	01/12/23	MH	SW8260C
cis-1,2-Dichloroethene	ND	1.0	ug/L	1	01/12/23	MH	SW8260C
cis-1,3-Dichloropropene	ND	0.40	ug/L	1	01/12/23	MH	SW8260C
Dibromochloromethane	ND	0.50	ug/L	1	01/12/23	MH	SW8260C
Dibromomethane	ND	1.0	ug/L	1	01/12/23	MH	SW8260C
Dichlorodifluoromethane	ND	1.0	ug/L	1	01/12/23	MH	SW8260C
Ethylbenzene	ND	1.0	ug/L	1	01/12/23	MH	SW8260C
Hexachlorobutadiene	ND	0.40	ug/L	1	01/12/23	MH	SW8260C
Isopropylbenzene	ND	1.0	ug/L	1	01/12/23	MH	SW8260C

Ver 1

Project ID: ROCKVILLE FMP MGP
Client ID: MW-13M

Phoenix I.D.: CN20745

Parameter	Result	RL/ PQL	Units	Dilution	Date/Time	By	Reference
m&p-Xylene	ND	1.0	ug/L	1	01/12/23	MH	SW8260C
Methyl ethyl ketone	ND	5.0	ug/L	1	01/12/23	MH	SW8260C
Methyl t-butyl ether (MTBE)	ND	1.0	ug/L	1	01/12/23	MH	SW8260C
Methylene chloride	ND	1.0	ug/L	1	01/12/23	MH	SW8260C
Naphthalene	ND	1.0	ug/L	1	01/12/23	MH	SW8260C
n-Butylbenzene	ND	1.0	ug/L	1	01/12/23	MH	SW8260C
n-Propylbenzene	ND	1.0	ug/L	1	01/12/23	MH	SW8260C
o-Xylene	ND	1.0	ug/L	1	01/12/23	MH	SW8260C
p-Isopropyltoluene	ND	1.0	ug/L	1	01/12/23	MH	SW8260C
sec-Butylbenzene	ND	1.0	ug/L	1	01/12/23	MH	SW8260C
Styrene	ND	1.0	ug/L	1	01/12/23	MH	SW8260C
tert-Butylbenzene	ND	1.0	ug/L	1	01/12/23	MH	SW8260C
Tetrachloroethene	ND	1.0	ug/L	1	01/12/23	MH	SW8260C
Tetrahydrofuran (THF)	ND	2.5	ug/L	1	01/12/23	MH	SW8260C
Toluene	ND	1.0	ug/L	1	01/12/23	MH	SW8260C
Total Xylenes	ND	1.0	ug/L	1	01/12/23	MH	SW8260C
trans-1,2-Dichloroethene	ND	1.0	ug/L	1	01/12/23	MH	SW8260C
trans-1,3-Dichloropropene	ND	0.40	ug/L	1	01/12/23	MH	SW8260C
trans-1,4-dichloro-2-butene	ND	5.0	ug/L	1	01/12/23	MH	SW8260C
Trichloroethene	ND	1.0	ug/L	1	01/12/23	MH	SW8260C
Trichlorofluoromethane	ND	1.0	ug/L	1	01/12/23	MH	SW8260C
Trichlorotrifluoroethane	ND	1.0	ug/L	1	01/12/23	MH	SW8260C
Vinyl chloride	ND	1.0	ug/L	1	01/12/23	MH	SW8260C
QA/QC Surrogates							
% 1,2-dichlorobenzene-d4	103		%	1	01/12/23	MH	70 - 130 %
% Bromofluorobenzene	91		%	1	01/12/23	MH	70 - 130 %
% Dibromofluoromethane	90		%	1	01/12/23	MH	70 - 130 %
% Toluene-d8	101		%	1	01/12/23	MH	70 - 130 %
Semivolatiles by SIM, PAH							
2-Methylnaphthalene	ND	0.47	ug/L	1	01/12/23	WB	SW8270D (SIM)
Acenaphthene	ND	0.47	ug/L	1	01/12/23	WB	SW8270D (SIM)
Acenaphthylene	ND	0.28	ug/L	1	01/12/23	WB	SW8270D (SIM)
Anthracene	ND	0.47	ug/L	1	01/12/23	WB	SW8270D (SIM)
Benz(a)anthracene	ND	0.05	ug/L	1	01/12/23	WB	SW8270D (SIM)
Benzo(a)pyrene	ND	0.19	ug/L	1	01/12/23	WB	SW8270D (SIM)
Benzo(b)fluoranthene	ND	0.07	ug/L	1	01/12/23	WB	SW8270D (SIM)
Benzo(ghi)perylene	ND	0.45	ug/L	1	01/12/23	WB	SW8270D (SIM)
Benzo(k)fluoranthene	ND	0.28	ug/L	1	01/12/23	WB	SW8270D (SIM)
Chrysene	ND	0.47	ug/L	1	01/12/23	WB	SW8270D (SIM)
Dibenz(a,h)anthracene	ND	0.09	ug/L	1	01/12/23	WB	SW8270D (SIM)
Fluoranthene	ND	0.47	ug/L	1	01/12/23	WB	SW8270D (SIM)
Fluorene	ND	0.47	ug/L	1	01/12/23	WB	SW8270D (SIM)
Indeno(1,2,3-cd)pyrene	ND	0.09	ug/L	1	01/12/23	WB	SW8270D (SIM)
Naphthalene	ND	0.47	ug/L	1	01/12/23	WB	SW8270D (SIM)
Phenanthrene	ND	0.06	ug/L	1	01/12/23	WB	SW8270D (SIM)
Pyrene	ND	0.47	ug/L	1	01/12/23	WB	SW8270D (SIM)
QA/QC Surrogates							
% 2-Fluorobiphenyl	75		%	1	01/12/23	WB	30 - 130 %
% Nitrobenzene-d5	87		%	1	01/12/23	WB	30 - 130 %

Ver 1

Project ID: ROCKVILLE FMP MGP
Client ID: MW-13M

Phoenix I.D.: CN20745

Parameter	Result	RL/ PQL	Units	Dilution	Date/Time	By	Reference
% Terphenyl-d14	85		%	1	01/12/23	WB	30 - 130 %

RL/PQL=Reporting/Practical Quantitation Level ND=Not Detected BRL=Below Reporting Level
QA/QC Surrogates: Surrogates are compounds (preceeded with a %) added by the lab to determine analysis efficiency. Surrogate results(%) listed in the report are not "detected" compounds.

Comments:

If you are the client above and have any questions concerning this testing, please do not hesitate to contact Phoenix Client Services at ext.200.
The contents of this report cannot be discussed with anyone other than the client listed above without their written consent.

Phyllis Shiller, Laboratory Director
January 20, 2023
Reviewed and Released by: Rashmi Makol, Project Manager

Environmental Laboratories, Inc.
587 East Middle Turnpike, P.O.Box 370, Manchester, CT 06045
Tel. (860) 645-1102 Fax (860) 645-0823

Analysis Report

January 20, 2023

FOR: Attn: Jeffrey Holden
GEI Consultants
455 Winding Brook Drive
Suite 201
Glastonbury, CT 06033

Sample Information		Custody Information		Date	Time
Matrix:	GROUND WATER	Collected by:		01/10/23	14:55
Location Code:	GEI-EVER	Received by:	CP	01/11/23	10:30
Rush Request:	Standard	Analyzed by:	see "By" below		
P.O.#:	2200138-1.4				

Laboratory Data

SDG ID: GCN20745
Phoenix ID: CN20746

Project ID: ROCKVILLE FMP MGP
Client ID: MW-14M

Parameter	Result	RL/ PQL	Units	Dilution	Date/Time	By	Reference
Silver	< 0.001	0.001	mg/L	1	01/12/23	TH	SW6010D
Arsenic	< 0.004	0.004	mg/L	1	01/12/23	TH	SW6010D
Barium	0.243	0.002	mg/L	1	01/12/23	TH	SW6010D
Beryllium	< 0.001	0.001	mg/L	1	01/12/23	TH	SW6010D
Cadmium	< 0.001	0.001	mg/L	1	01/12/23	TH	SW6010D
Chromium	0.003	0.001	mg/L	1	01/12/23	TH	SW6010D
Copper	< 0.005	0.005	mg/L	1	01/12/23	TH	SW6010D
Mercury	< 0.0002	0.0002	mg/L	1	01/12/23	AL1	SW7470A
Nickel	0.003	0.001	mg/L	1	01/12/23	TH	SW6010D
Lead	0.003	0.001	mg/L	1	01/12/23	TH	SW6010D
Antimony	< 0.005	0.005	mg/L	1	01/12/23	TH	SW6010D
Selenium	< 0.010	0.010	mg/L	1	01/12/23	TH	SW6010D
Thallium	< 0.0005	0.0005	mg/L	5	01/12/23	CPP	SW6020B
Vanadium	0.005	0.002	mg/L	1	01/12/23	TH	SW6010D
Zinc	0.010	0.004	mg/L	1	01/12/23	TH	SW6010D
Total Cyanide	< 0.010	0.010	mg/L	1	01/13/23	CL/GD	SW9010C/SW9012B
Extraction of ETPH	Completed				01/11/23	X/K	SW3510C/SW3520C
Mercury Digestion	Completed				01/12/23	AB/AB	SW7470A
Semi-Volatile Extraction	Completed				01/11/23	X/K	SW3520C
Total Metals Digestion	Completed				01/11/23	AG	
Total Metals Digestion MS	Completed				01/11/23	AG	
TPH by GC (Extractable Products)							
Ext. Petroleum H.C. (C9-C36)	2.1	0.066	mg/L	1	01/12/23	JRB	CTETPH
Identification	**		mg/L	1	01/12/23	JRB	CTETPH
QA/QC Surrogates							
% Terphenyl (surr)	89		%	1	01/12/23	JRB	50 - 150 %

Ver 1

Project ID: ROCKVILLE FMP MGP
Client ID: MW-14M

Phoenix I.D.: CN20746

Parameter	Result	RL/ PQL	Units	Dilution	Date/Time	By	Reference
Volatiles							
1,1,1,2-Tetrachloroethane	ND	1.0	ug/L	1	01/12/23	MH	SW8260C
1,1,1-Trichloroethane	ND	1.0	ug/L	1	01/12/23	MH	SW8260C
1,1,2,2-Tetrachloroethane	ND	0.50	ug/L	1	01/12/23	MH	SW8260C
1,1,2-Trichloroethane	ND	1.0	ug/L	1	01/12/23	MH	SW8260C
1,1-Dichloroethane	ND	1.0	ug/L	1	01/12/23	MH	SW8260C
1,1-Dichloroethene	ND	1.0	ug/L	1	01/12/23	MH	SW8260C
1,1-Dichloropropene	ND	1.0	ug/L	1	01/12/23	MH	SW8260C
1,2,3-Trichlorobenzene	ND	1.0	ug/L	1	01/12/23	MH	SW8260C
1,2,3-Trichloropropane	ND	1.0	ug/L	1	01/12/23	MH	SW8260C
1,2,4-Trichlorobenzene	ND	1.0	ug/L	1	01/12/23	MH	SW8260C
1,2,4-Trimethylbenzene	56	5.0	ug/L	5	01/12/23	MH	SW8260C
1,2-Dibromo-3-chloropropane	ND	0.50	ug/L	1	01/12/23	MH	SW8260C
1,2-Dibromoethane	ND	0.25	ug/L	1	01/12/23	MH	SW8260C
1,2-Dichlorobenzene	ND	1.0	ug/L	1	01/12/23	MH	SW8260C
1,2-Dichloroethane	ND	0.60	ug/L	1	01/12/23	MH	SW8260C
1,2-Dichloropropane	ND	1.0	ug/L	1	01/12/23	MH	SW8260C
1,3,5-Trimethylbenzene	7.4	1.0	ug/L	1	01/12/23	MH	SW8260C
1,3-Dichlorobenzene	ND	1.0	ug/L	1	01/12/23	MH	SW8260C
1,3-Dichloropropane	ND	1.0	ug/L	1	01/12/23	MH	SW8260C
1,4-Dichlorobenzene	ND	1.0	ug/L	1	01/12/23	MH	SW8260C
2,2-Dichloropropane	ND	1.0	ug/L	1	01/12/23	MH	SW8260C
2-Chlorotoluene	ND	1.0	ug/L	1	01/12/23	MH	SW8260C
2-Hexanone	ND	5.0	ug/L	1	01/12/23	MH	SW8260C
2-Isopropyltoluene	ND	1.0	ug/L	1	01/12/23	MH	SW8260C
4-Chlorotoluene	ND	1.0	ug/L	1	01/12/23	MH	SW8260C
4-Methyl-2-pentanone	ND	5.0	ug/L	1	01/12/23	MH	SW8260C
Acetone	ND	25	ug/L	1	01/12/23	MH	SW8260C
Acrylonitrile	ND	0.50	ug/L	1	01/12/23	MH	SW8260C
Benzene	820	35	ug/L	50	01/13/23	MH	SW8260C
Bromobenzene	ND	1.0	ug/L	1	01/12/23	MH	SW8260C
Bromochloromethane	ND	1.0	ug/L	1	01/12/23	MH	SW8260C
Bromodichloromethane	ND	0.50	ug/L	1	01/12/23	MH	SW8260C
Bromoform	ND	1.0	ug/L	1	01/12/23	MH	SW8260C
Bromomethane	ND	1.0	ug/L	1	01/12/23	MH	SW8260C
Carbon Disulfide	ND	5.0	ug/L	1	01/12/23	MH	SW8260C
Carbon tetrachloride	ND	1.0	ug/L	1	01/12/23	MH	SW8260C
Chlorobenzene	ND	1.0	ug/L	1	01/12/23	MH	SW8260C
Chloroethane	ND	1.0	ug/L	1	01/12/23	MH	SW8260C
Chloroform	ND	1.0	ug/L	1	01/12/23	MH	SW8260C
Chloromethane	ND	1.0	ug/L	1	01/12/23	MH	SW8260C
cis-1,2-Dichloroethene	ND	1.0	ug/L	1	01/12/23	MH	SW8260C
cis-1,3-Dichloropropene	ND	0.40	ug/L	1	01/12/23	MH	SW8260C
Dibromochloromethane	ND	0.50	ug/L	1	01/12/23	MH	SW8260C
Dibromomethane	ND	1.0	ug/L	1	01/12/23	MH	SW8260C
Dichlorodifluoromethane	ND	1.0	ug/L	1	01/12/23	MH	SW8260C
Ethylbenzene	570	50	ug/L	50	01/13/23	MH	SW8260C
Hexachlorobutadiene	ND	0.40	ug/L	1	01/12/23	MH	SW8260C
Isopropylbenzene	29	5.0	ug/L	5	01/12/23	MH	SW8260C

Ver 1

Project ID: ROCKVILLE FMP MGP
Client ID: MW-14M

Phoenix I.D.: CN20746

Parameter	Result	RL/ PQL	Units	Dilution	Date/Time	By	Reference
m&p-Xylene	49	1.0	ug/L	1	01/12/23	MH	SW8260C
Methyl ethyl ketone	ND	5.0	ug/L	1	01/12/23	MH	SW8260C
Methyl t-butyl ether (MTBE)	ND	1.0	ug/L	1	01/12/23	MH	SW8260C
Methylene chloride	ND	1.0	ug/L	1	01/12/23	MH	SW8260C
Naphthalene	1300	50	ug/L	50	01/13/23	MH	SW8260C
n-Butylbenzene	1.2	1.0	ug/L	1	01/12/23	MH	SW8260C
n-Propylbenzene	9.8	1.0	ug/L	1	01/12/23	MH	SW8260C
o-Xylene	130	5.0	ug/L	5	01/12/23	MH	SW8260C
p-Isopropyltoluene	1.1	1.0	ug/L	1	01/12/23	MH	SW8260C
sec-Butylbenzene	ND	1.0	ug/L	1	01/12/23	MH	SW8260C
Styrene	ND	1.0	ug/L	1	01/12/23	MH	SW8260C
tert-Butylbenzene	ND	1.0	ug/L	1	01/12/23	MH	SW8260C
Tetrachloroethene	ND	1.0	ug/L	1	01/12/23	MH	SW8260C
Tetrahydrofuran (THF)	ND	2.5	ug/L	1	01/12/23	MH	SW8260C
Toluene	2.8	1.0	ug/L	1	01/12/23	MH	SW8260C
Total Xylenes	179.0	1.0	ug/L	1	01/12/23	MH	SW8260C
trans-1,2-Dichloroethene	ND	1.0	ug/L	1	01/12/23	MH	SW8260C
trans-1,3-Dichloropropene	ND	0.40	ug/L	1	01/12/23	MH	SW8260C
trans-1,4-dichloro-2-butene	ND	5.0	ug/L	1	01/12/23	MH	SW8260C
Trichloroethene	ND	1.0	ug/L	1	01/12/23	MH	SW8260C
Trichlorofluoromethane	ND	1.0	ug/L	1	01/12/23	MH	SW8260C
Trichlorotrifluoroethane	ND	1.0	ug/L	1	01/12/23	MH	SW8260C
Vinyl chloride	ND	1.0	ug/L	1	01/12/23	MH	SW8260C
QA/QC Surrogates							
% 1,2-dichlorobenzene-d4	98		%	1	01/12/23	MH	70 - 130 %
% Bromofluorobenzene	105		%	1	01/12/23	MH	70 - 130 %
% Dibromofluoromethane	96		%	1	01/12/23	MH	70 - 130 %
% Toluene-d8	102		%	1	01/12/23	MH	70 - 130 %
% 1,2-dichlorobenzene-d4 (5x)	100		%	5	01/12/23	MH	70 - 130 %
% Bromofluorobenzene (5x)	97		%	5	01/12/23	MH	70 - 130 %
% Dibromofluoromethane (5x)	92		%	5	01/12/23	MH	70 - 130 %
% Toluene-d8 (5x)	101		%	5	01/12/23	MH	70 - 130 %
% 1,2-dichlorobenzene-d4 (50x)	102		%	50	01/13/23	MH	70 - 130 %
% Bromofluorobenzene (50x)	97		%	50	01/13/23	MH	70 - 130 %
% Dibromofluoromethane (50x)	89		%	50	01/13/23	MH	70 - 130 %
% Toluene-d8 (50x)	100		%	50	01/13/23	MH	70 - 130 %
Semivolatiles by SIM, PAH							
2-Methylnaphthalene	49	0.94	ug/L	10	01/13/23	WB	SW8270D (SIM)
Acenaphthene	110	0.47	ug/L	10	01/13/23	WB	SW8270D (SIM)
Acenaphthylene	1.7	0.28	ug/L	1	01/12/23	WB	SW8270D (SIM)
Anthracene	5.2	0.47	ug/L	1	01/12/23	WB	SW8270D (SIM)
Benz(a)anthracene	0.20	0.05	ug/L	1	01/12/23	WB	SW8270D (SIM)
Benzo(a)pyrene	ND	0.19	ug/L	1	01/12/23	WB	SW8270D (SIM)
Benzo(b)fluoranthene	ND	0.07	ug/L	1	01/12/23	WB	SW8270D (SIM)
Benzo(ghi)perylene	ND	0.45	ug/L	1	01/12/23	WB	SW8270D (SIM)
Benzo(k)fluoranthene	ND	0.28	ug/L	1	01/12/23	WB	SW8270D (SIM)
Chrysene	ND	0.47	ug/L	1	01/12/23	WB	SW8270D (SIM)
Dibenz(a,h)anthracene	ND	0.09	ug/L	1	01/12/23	WB	SW8270D (SIM)
Fluoranthene	5.3	0.47	ug/L	1	01/12/23	WB	SW8270D (SIM)

Ver 1

Project ID: ROCKVILLE FMP MGP
Client ID: MW-14M

Phoenix I.D.: CN20746

Parameter	Result	RL/ PQL	Units	Dilution	Date/Time	By	Reference
Fluorene	25	0.47	ug/L	10	01/13/23	WB	SW8270D (SIM)
Indeno(1,2,3-cd)pyrene	ND	0.09	ug/L	1	01/12/23	WB	SW8270D (SIM)
Naphthalene	1200	9.4	ug/L	100	01/16/23	WB	SW8270D (SIM)
Phenanthrene	16	0.47	ug/L	10	01/13/23	WB	SW8270D (SIM)
Pyrene	6.5	0.47	ug/L	1	01/12/23	WB	SW8270D (SIM)
QA/QC Surrogates							
% 2-Fluorobiphenyl	84		%	1	01/12/23	WB	30 - 130 %
% Nitrobenzene-d5	91		%	1	01/12/23	WB	30 - 130 %
% Terphenyl-d14	92		%	1	01/12/23	WB	30 - 130 %
% 2-Fluorobiphenyl (10x)	Diluted Out		%	10	01/13/23	WB	30 - 130 %
% Nitrobenzene-d5 (10x)	Diluted Out		%	10	01/13/23	WB	30 - 130 %
% Terphenyl-d14 (10x)	Diluted Out		%	10	01/13/23	WB	30 - 130 %
% 2-Fluorobiphenyl (100x)	Diluted Out		%	100	01/16/23	WB	30 - 130 %
% Nitrobenzene-d5 (100x)	Diluted Out		%	100	01/16/23	WB	30 - 130 %
% Terphenyl-d14 (100x)	Diluted Out		%	100	01/16/23	WB	30 - 130 %

RL/PQL=Reporting/Practical Quantitation Level ND=Not Detected BRL=Below Reporting Level
QA/QC Surrogates: Surrogates are compounds (preceeded with a %) added by the lab to determine analysis efficiency. Surrogate results(%) listed in the report are not "detected" compounds.

Comments:

TPH Comment:
**Petroleum hydrocarbon chromatogram contains a multicomponent hydrocarbon distribution in the range of C9 to C26. The sample was quantitated against a C9-C36 alkane hydrocarbon standard.

If you are the client above and have any questions concerning this testing, please do not hesitate to contact Phoenix Client Services at ext.200.
The contents of this report cannot be discussed with anyone other than the client listed above without their written consent.

Phyllis Shiller, Laboratory Director
January 20, 2023
Reviewed and Released by: Rashmi Makol, Project Manager

Ver 1

Environmental Laboratories, Inc.
587 East Middle Turnpike, P.O.Box 370, Manchester, CT 06045
Tel. (860) 645-1102 Fax (860) 645-0823

Analysis Report

January 20, 2023

FOR: Attn: Jeffrey Holden
GEI Consultants
455 Winding Brook Drive
Suite 201
Glastonbury, CT 06033

Sample Information		Custody Information		Date	Time
Matrix:	GROUND WATER	Collected by:		01/10/23	
Location Code:	GEI-EVER	Received by:	CP	01/11/23	10:30
Rush Request:	Standard	Analyzed by:	see "By" below		
P.O.#:	2200138-1.4				

Laboratory Data

SDG ID: GCN20745
Phoenix ID: CN20747

Project ID: ROCKVILLE FMP MGP
Client ID: DUP011023

Parameter	Result	RL/ PQL	Units	Dilution	Date/Time	By	Reference
Silver	< 0.001	0.001	mg/L	1	01/12/23	TH	SW6010D
Arsenic	< 0.004	0.004	mg/L	1	01/12/23	TH	SW6010D
Barium	0.276	0.002	mg/L	1	01/12/23	TH	SW6010D
Beryllium	< 0.001	0.001	mg/L	1	01/12/23	TH	SW6010D
Cadmium	< 0.001	0.001	mg/L	1	01/12/23	TH	SW6010D
Chromium	0.001	0.001	mg/L	1	01/12/23	TH	SW6010D
Copper	< 0.005	0.005	mg/L	1	01/12/23	TH	SW6010D
Mercury	< 0.0002	0.0002	mg/L	1	01/12/23	AL1	SW7470A
Nickel	0.062	0.001	mg/L	1	01/12/23	TH	SW6010D
Lead	0.001	0.001	mg/L	1	01/12/23	TH	SW6010D
Antimony	< 0.005	0.005	mg/L	1	01/12/23	TH	SW6010D
Selenium	< 0.010	0.010	mg/L	1	01/12/23	TH	SW6010D
Thallium	< 0.0005	0.0005	mg/L	5	01/12/23	CPP	SW6020B
Vanadium	< 0.002	0.002	mg/L	1	01/12/23	TH	SW6010D
Zinc	0.006	0.004	mg/L	1	01/12/23	TH	SW6010D
Total Cyanide	< 0.010	0.010	mg/L	1	01/13/23	CL/GD	SW9010C/SW9012B
Extraction of ETPH	Completed				01/11/23	X/K	SW3510C/SW3520C
Mercury Digestion	Completed				01/12/23	AB/AB	SW7470A
Semi-Volatile Extraction	Completed				01/11/23	X/K	SW3520C
Total Metals Digestion	Completed				01/11/23	AG	
Total Metals Digestion MS	Completed				01/11/23	AG	
TPH by GC (Extractable Products)							
Ext. Petroleum H.C. (C9-C36)	ND	0.067	mg/L	1	01/12/23	JRB	CTETPH
Identification	ND		mg/L	1	01/12/23	JRB	CTETPH
QA/QC Surrogates							
% Terphenyl (surr)	91		%	1	01/12/23	JRB	50 - 150 %

Ver 1

Project ID: ROCKVILLE FMP MGP
Client ID: DUP011023

Phoenix I.D.: CN20747

Parameter	Result	RL/ PQL	Units	Dilution	Date/Time	By	Reference
Volatiles							
1,1,1,2-Tetrachloroethane	ND	1.0	ug/L	1	01/12/23	MH	SW8260C
1,1,1-Trichloroethane	ND	1.0	ug/L	1	01/12/23	MH	SW8260C
1,1,2,2-Tetrachloroethane	ND	0.50	ug/L	1	01/12/23	MH	SW8260C
1,1,2-Trichloroethane	ND	1.0	ug/L	1	01/12/23	MH	SW8260C
1,1-Dichloroethane	ND	1.0	ug/L	1	01/12/23	MH	SW8260C
1,1-Dichloroethene	ND	1.0	ug/L	1	01/12/23	MH	SW8260C
1,1-Dichloropropene	ND	1.0	ug/L	1	01/12/23	MH	SW8260C
1,2,3-Trichlorobenzene	ND	1.0	ug/L	1	01/12/23	MH	SW8260C
1,2,3-Trichloropropane	ND	1.0	ug/L	1	01/12/23	MH	SW8260C
1,2,4-Trichlorobenzene	ND	1.0	ug/L	1	01/12/23	MH	SW8260C
1,2,4-Trimethylbenzene	ND	1.0	ug/L	1	01/12/23	MH	SW8260C
1,2-Dibromo-3-chloropropane	ND	0.50	ug/L	1	01/12/23	MH	SW8260C
1,2-Dibromoethane	ND	0.25	ug/L	1	01/12/23	MH	SW8260C
1,2-Dichlorobenzene	ND	1.0	ug/L	1	01/12/23	MH	SW8260C
1,2-Dichloroethane	ND	0.60	ug/L	1	01/12/23	MH	SW8260C
1,2-Dichloropropane	ND	1.0	ug/L	1	01/12/23	MH	SW8260C
1,3,5-Trimethylbenzene	ND	1.0	ug/L	1	01/12/23	MH	SW8260C
1,3-Dichlorobenzene	ND	1.0	ug/L	1	01/12/23	MH	SW8260C
1,3-Dichloropropane	ND	1.0	ug/L	1	01/12/23	MH	SW8260C
1,4-Dichlorobenzene	ND	1.0	ug/L	1	01/12/23	MH	SW8260C
2,2-Dichloropropane	ND	1.0	ug/L	1	01/12/23	MH	SW8260C
2-Chlorotoluene	ND	1.0	ug/L	1	01/12/23	MH	SW8260C
2-Hexanone	ND	5.0	ug/L	1	01/12/23	MH	SW8260C
2-Isopropyltoluene	ND	1.0	ug/L	1	01/12/23	MH	SW8260C
4-Chlorotoluene	ND	1.0	ug/L	1	01/12/23	MH	SW8260C
4-Methyl-2-pentanone	ND	5.0	ug/L	1	01/12/23	MH	SW8260C
Acetone	ND	25	ug/L	1	01/12/23	MH	SW8260C
Acrylonitrile	ND	0.50	ug/L	1	01/12/23	MH	SW8260C
Benzene	ND	0.70	ug/L	1	01/12/23	MH	SW8260C
Bromobenzene	ND	1.0	ug/L	1	01/12/23	MH	SW8260C
Bromochloromethane	ND	1.0	ug/L	1	01/12/23	MH	SW8260C
Bromodichloromethane	ND	0.50	ug/L	1	01/12/23	MH	SW8260C
Bromoform	ND	1.0	ug/L	1	01/12/23	MH	SW8260C
Bromomethane	ND	1.0	ug/L	1	01/12/23	MH	SW8260C
Carbon Disulfide	ND	5.0	ug/L	1	01/12/23	MH	SW8260C
Carbon tetrachloride	ND	1.0	ug/L	1	01/12/23	MH	SW8260C
Chlorobenzene	ND	1.0	ug/L	1	01/12/23	MH	SW8260C
Chloroethane	ND	1.0	ug/L	1	01/12/23	MH	SW8260C
Chloroform	ND	1.0	ug/L	1	01/12/23	MH	SW8260C
Chloromethane	ND	1.0	ug/L	1	01/12/23	MH	SW8260C
cis-1,2-Dichloroethene	ND	1.0	ug/L	1	01/12/23	MH	SW8260C
cis-1,3-Dichloropropene	ND	0.40	ug/L	1	01/12/23	MH	SW8260C
Dibromochloromethane	ND	0.50	ug/L	1	01/12/23	MH	SW8260C
Dibromomethane	ND	1.0	ug/L	1	01/12/23	MH	SW8260C
Dichlorodifluoromethane	ND	1.0	ug/L	1	01/12/23	MH	SW8260C
Ethylbenzene	ND	1.0	ug/L	1	01/12/23	MH	SW8260C
Hexachlorobutadiene	ND	0.40	ug/L	1	01/12/23	MH	SW8260C
Isopropylbenzene	ND	1.0	ug/L	1	01/12/23	MH	SW8260C

Ver 1

Project ID: ROCKVILLE FMP MGP
Client ID: DUP011023
Phoenix I.D.: CN20747

Parameter	Result	RL/ PQL	Units	Dilution	Date/Time	By	Reference
m&p-Xylene	ND	1.0	ug/L	1	01/12/23	MH	SW8260C
Methyl ethyl ketone	ND	5.0	ug/L	1	01/12/23	MH	SW8260C
Methyl t-butyl ether (MTBE)	ND	1.0	ug/L	1	01/12/23	MH	SW8260C
Methylene chloride	ND	1.0	ug/L	1	01/12/23	MH	SW8260C
Naphthalene	ND	1.0	ug/L	1	01/12/23	MH	SW8260C
n-Butylbenzene	ND	1.0	ug/L	1	01/12/23	MH	SW8260C
n-Propylbenzene	ND	1.0	ug/L	1	01/12/23	MH	SW8260C
o-Xylene	ND	1.0	ug/L	1	01/12/23	MH	SW8260C
p-Isopropyltoluene	ND	1.0	ug/L	1	01/12/23	MH	SW8260C
sec-Butylbenzene	ND	1.0	ug/L	1	01/12/23	MH	SW8260C
Styrene	ND	1.0	ug/L	1	01/12/23	MH	SW8260C
tert-Butylbenzene	ND	1.0	ug/L	1	01/12/23	MH	SW8260C
Tetrachloroethene	ND	1.0	ug/L	1	01/12/23	MH	SW8260C
Tetrahydrofuran (THF)	ND	2.5	ug/L	1	01/12/23	MH	SW8260C
Toluene	ND	1.0	ug/L	1	01/12/23	MH	SW8260C
Total Xylenes	ND	1.0	ug/L	1	01/12/23	MH	SW8260C
trans-1,2-Dichloroethene	ND	1.0	ug/L	1	01/12/23	MH	SW8260C
trans-1,3-Dichloropropene	ND	0.40	ug/L	1	01/12/23	MH	SW8260C
trans-1,4-dichloro-2-butene	ND	5.0	ug/L	1	01/12/23	MH	SW8260C
Trichloroethene	ND	1.0	ug/L	1	01/12/23	MH	SW8260C
Trichlorofluoromethane	ND	1.0	ug/L	1	01/12/23	MH	SW8260C
Trichlorotrifluoroethane	ND	1.0	ug/L	1	01/12/23	MH	SW8260C
Vinyl chloride	ND	1.0	ug/L	1	01/12/23	MH	SW8260C
QA/QC Surrogates							
% 1,2-dichlorobenzene-d4	105		%	1	01/12/23	MH	70 - 130 %
% Bromofluorobenzene	92		%	1	01/12/23	MH	70 - 130 %
% Dibromofluoromethane	93		%	1	01/12/23	MH	70 - 130 %
% Toluene-d8	101		%	1	01/12/23	MH	70 - 130 %
Semivolatiles by SIM, PAH							
2-Methylnaphthalene	ND	0.48	ug/L	1	01/12/23	WB	SW8270D (SIM)
Acenaphthene	ND	0.48	ug/L	1	01/12/23	WB	SW8270D (SIM)
Acenaphthylene	ND	0.29	ug/L	1	01/12/23	WB	SW8270D (SIM)
Anthracene	ND	0.48	ug/L	1	01/12/23	WB	SW8270D (SIM)
Benz(a)anthracene	ND	0.05	ug/L	1	01/12/23	WB	SW8270D (SIM)
Benzo(a)pyrene	ND	0.19	ug/L	1	01/12/23	WB	SW8270D (SIM)
Benzo(b)fluoranthene	ND	0.07	ug/L	1	01/12/23	WB	SW8270D (SIM)
Benzo(ghi)perylene	ND	0.46	ug/L	1	01/12/23	WB	SW8270D (SIM)
Benzo(k)fluoranthene	ND	0.29	ug/L	1	01/12/23	WB	SW8270D (SIM)
Chrysene	ND	0.48	ug/L	1	01/12/23	WB	SW8270D (SIM)
Dibenz(a,h)anthracene	ND	0.10	ug/L	1	01/12/23	WB	SW8270D (SIM)
Fluoranthene	ND	0.48	ug/L	1	01/12/23	WB	SW8270D (SIM)
Fluorene	ND	0.48	ug/L	1	01/12/23	WB	SW8270D (SIM)
Indeno(1,2,3-cd)pyrene	ND	0.10	ug/L	1	01/12/23	WB	SW8270D (SIM)
Naphthalene	ND	0.48	ug/L	1	01/12/23	WB	SW8270D (SIM)
Phenanthrene	ND	0.06	ug/L	1	01/12/23	WB	SW8270D (SIM)
Pyrene	ND	0.48	ug/L	1	01/12/23	WB	SW8270D (SIM)
QA/QC Surrogates							
% 2-Fluorobiphenyl	83		%	1	01/12/23	WB	30 - 130 %
% Nitrobenzene-d5	91		%	1	01/12/23	WB	30 - 130 %

Ver 1

Project ID: ROCKVILLE FMP MGP
Client ID: DUP011023

Phoenix I.D.: CN20747

Parameter	Result	RL/ PQL	Units	Dilution	Date/Time	By	Reference
% Terphenyl-d14	98		%	1	01/12/23	WB	30 - 130 %

RL/PQL=Reporting/Practical Quantitation Level ND=Not Detected BRL=Below Reporting Level
QA/QC Surrogates: Surrogates are compounds (preceeded with a %) added by the lab to determine analysis efficiency. Surrogate results(%) listed in the report are not "detected" compounds.

Comments:

If you are the client above and have any questions concerning this testing, please do not hesitate to contact Phoenix Client Services at ext.200.
The contents of this report cannot be discussed with anyone other than the client listed above without their written consent.



Phyllis Shiller, Laboratory Director
January 20, 2023
Reviewed and Released by: Rashmi Makol, Project Manager

Environmental Laboratories, Inc.
587 East Middle Turnpike, P.O.Box 370, Manchester, CT 06045
Tel. (860) 645-1102 Fax (860) 645-0823

QA/QC Report

January 20, 2023

QA/QC Data

SDG I.D.: GCN20745

Parameter	Blank	Blk RL	Sample Result	Dup Result	Dup RPD	LCS %	LCSD %	LCS RPD	MS %	MSD %	MS RPD	% Rec Limits	% RPD Limits	
QA/QC Batch 659623 (mg/L), QC Sample No: CN20714 (CN20745, CN20746, CN20747)														
Mercury - Water	BRL	0.0002	<0.0002	<0.0002	NC	106			104			80 - 120	20	
Comment:														
Additional Mercury criteria: LCS acceptance range for waters is 80-120% and for soils is 70-130%. MS acceptance range is 75-125%.														
QA/QC Batch 659539 (mg/L), QC Sample No: CN19501 (CN20745, CN20746)														
ICP Metals - Aqueous														
Antimony	BRL	0.005	<0.025	0.031	NC	99.6	97.4	2.2	97.9			80 - 120	20	
Arsenic	BRL	0.004	<0.020	0.026	NC	95.1	93.4	1.8	93.4			80 - 120	20	
Barium	BRL	0.002	<0.010	<0.010	NC	102	100	2.0	100			80 - 120	20	
Beryllium	BRL	0.001	<0.005	<0.005	NC	102	100	2.0	101			80 - 120	20	
Cadmium	BRL	0.001	<0.005	<0.005	NC	103	101	2.0	101			80 - 120	20	
Chromium	BRL	0.001	<0.005	<0.005	NC	101	98.9	2.1	98.9			80 - 120	20	
Copper	BRL	0.005	<0.025	<0.025	NC	102	99.7	2.3	99.5			80 - 120	20	
Lead	BRL	0.001	0.018	0.005	113	100	98.4	1.6	98.1			80 - 120	20	r
Nickel	BRL	0.001	<0.005	<0.005	NC	101	98.2	2.8	98.1			80 - 120	20	
Selenium	BRL	0.010	<0.050	<0.050	NC	94.1	94.3	0.2	94.7			80 - 120	20	
Silver	BRL	0.001	<0.005	<0.005	NC	99.5	97.4	2.1	97.4			80 - 120	20	
Vanadium	BRL	0.002	<0.010	<0.010	NC	100	98.1	1.9	98.1			80 - 120	20	
Zinc	BRL	0.004	0.036	0.038	5.40	99.0	96.9	2.1	96.6			80 - 120	20	
Comment:														
Additional Criteria: LCS acceptance range is 80-120% MS acceptance range 75-125%.														
QA/QC Batch 659540 (mg/L), QC Sample No: CN21052 (CN20747)														
ICP Metals - Aqueous														
Antimony	BRL	0.005	<0.005	<0.005	NC	97.8	98.8	1.0	99.9			80 - 120	20	
Arsenic	BRL	0.004	<0.004	<0.004	NC	93.1	93.1	0.0	94.7			80 - 120	20	
Barium	BRL	0.002	0.077	0.077	0	102	102	0.0	104			80 - 120	20	
Beryllium	BRL	0.001	<0.001	<0.001	NC	103	103	0.0	104			80 - 120	20	
Cadmium	BRL	0.001	<0.001	<0.001	NC	102	102	0.0	104			80 - 120	20	
Chromium	BRL	0.001	<0.001	<0.001	NC	100	101	1.0	102			80 - 120	20	
Copper	BRL	0.005	0.054	0.055	1.80	101	101	0.0	103			80 - 120	20	
Lead	BRL	0.001	0.002	0.003	NC	98.8	98.8	0.0	100			80 - 120	20	
Nickel	BRL	0.001	<0.001	<0.001	NC	99.2	99.1	0.1	101			80 - 120	20	
Selenium	BRL	0.010	<0.010	<0.010	NC	93.6	94.3	0.7	96.2			80 - 120	20	
Silver	BRL	0.001	<0.001	<0.001	NC	98.8	99.5	0.7	102			80 - 120	20	
Vanadium	BRL	0.002	<0.002	<0.002	NC	100	100	0.0	102			80 - 120	20	
Zinc	BRL	0.004	<0.004	<0.004	NC	98.0	97.9	0.1	99.7			80 - 120	20	
Comment:														
Additional Criteria: LCS acceptance range is 80-120% MS acceptance range 75-125%.														
QA/QC Batch 659551 (mg/L), QC Sample No: CN20745 5X (CN20745, CN20746, CN20747)														
ICP MS Metals - Aqueous														
Thallium	BRL	0.0005	<0.0005	<0.0005	NC	106	110	3.7	107			80 - 120	20	

QA/QC Data

SDG I.D.: GCN20745

Parameter	Blank	Blk RL	Sample Result	Dup Result	Dup RPD	LCS %	LCSD %	LCS RPD	MS %	MSD %	MS RPD	% Rec Limits	% RPD Limits

Comment:

Additional Criteria: LCS acceptance range is 80-120% MS acceptance range 75-125%.

r = This parameter is outside laboratory RPD specified recovery limits.

Environmental Laboratories, Inc.
587 East Middle Turnpike, P.O.Box 370, Manchester, CT 06045
Tel. (860) 645-1102 Fax (860) 645-0823

QA/QC Report

January 20, 2023

QA/QC Data

SDG I.D.: GCN20745

Parameter	Blank	Blk RL	Sample Result	Dup Result	Dup RPD	LCS %	LCSD %	LCS RPD	MS %	MSD %	MS RPD	% Rec Limits	% RPD Limits
QA/QC Batch 659756 (mg/L), QC Sample No: CN21190 (CN20745, CN20746, CN20747)													
Total Cyanide	BRL	0.010	0.214	0.209	2.40	101			100			90 - 110	20

Comment:

Additional: LCS acceptance range is 80-120% for soils MS acceptance range 75-125% for soils

Environmental Laboratories, Inc.
587 East Middle Turnpike, P.O.Box 370, Manchester, CT 06045
Tel. (860) 645-1102 Fax (860) 645-0823

QA/QC Report

January 20, 2023

QA/QC Data

SDG I.D.: GCN20745

Parameter	Blank	Blk RL	LCS %	LCSD %	LCS RPD	MS %	MSD %	MS RPD	% Rec Limits	% RPD Limits	
QA/QC Batch 659553 (mg/L), QC Sample No: CN20732 (CN20745, CN20746, CN20747)											
TPH by GC (Extractable Products) - Ground Water											
Ext. Petroleum H.C. (C9-C36)	ND	0.10	125	114	9.2				60 - 120	30	I
% Terphenyl (surr)	84	%	92	79	15.2				50 - 150	20	
Comment:											
Additional surrogate criteria: LCS acceptance range is 60-120% MS acceptance range 50-150%. The ETPH/DRO LCS has been normalized based on the alkane calibration.											
QA/QC Batch 659530 (ug/L), QC Sample No: CN20447 (CN20745, CN20746, CN20747)											
Semivolatiles by SIM, PAH - Ground Water											
2-Methylnaphthalene	ND	0.50	71	89	22.5				30 - 130	20	r
Acenaphthene	ND	0.50	75	86	13.7				30 - 130	20	
Acenaphthylene	ND	0.10	72	82	13.0				30 - 130	20	
Anthracene	ND	0.10	85	97	13.2				30 - 130	20	
Benz(a)anthracene	ND	0.02	83	94	12.4				30 - 130	20	
Benzo(a)pyrene	ND	0.02	93	101	8.2				30 - 130	20	
Benzo(b)fluoranthene	ND	0.02	89	97	8.6				30 - 130	20	
Benzo(ghi)perylene	ND	0.02	85	94	10.1				30 - 130	20	
Benzo(k)fluoranthene	ND	0.02	90	97	7.5				30 - 130	20	
Chrysene	ND	0.02	89	103	14.6				30 - 130	20	
Dibenz(a,h)anthracene	ND	0.02	95	107	11.9				30 - 130	20	
Fluoranthene	ND	0.50	83	105	23.4				30 - 130	20	r
Fluorene	ND	0.10	83	95	13.5				30 - 130	20	
Indeno(1,2,3-cd)pyrene	ND	0.02	100	111	10.4				30 - 130	20	
Naphthalene	ND	0.50	66	82	21.6				30 - 130	20	r
Phenanthrene	ND	0.06	73	84	14.0				30 - 130	20	
Pyrene	ND	0.07	83	95	13.5				30 - 130	20	
% 2-Fluorobiphenyl	72	%	73	87	17.5				30 - 130	20	
% Nitrobenzene-d5	78	%	78	93	17.5				30 - 130	20	
% Terphenyl-d14	90	%	86	102	17.0				30 - 130	20	
Comment:											
Additional 8270 criteria:20% of compounds can be outside of acceptance criteria as long as recovery is at least 10%. (Acid surrogates acceptance range for aqueous samples: 15-110%, for soils 30-130%)											
QA/QC Batch 659672 (ug/L), QC Sample No: CN20014 (CN20745, CN20746)											
Volatiles - Ground Water											
1,1,1,2-Tetrachloroethane	ND	1.0	102	109	6.6				70 - 130	30	
1,1,1-Trichloroethane	ND	1.0	90	99	9.5				70 - 130	30	
1,1,2,2-Tetrachloroethane	ND	0.50	99	106	6.8				70 - 130	30	
1,1,2-Trichloroethane	ND	1.0	103	112	8.4				70 - 130	30	
1,1-Dichloroethane	ND	1.0	94	102	8.2				70 - 130	30	
1,1-Dichloroethene	ND	1.0	90	97	7.5				70 - 130	30	
1,1-Dichloropropene	ND	1.0	94	103	9.1				70 - 130	30	
1,2,3-Trichlorobenzene	ND	1.0	103	113	9.3				70 - 130	30	

QA/QC Data

SDG I.D.: GCN20745

Parameter	Blank	Blk RL	LCS %	LCSD %	LCS RPD	MS %	MSD %	MS RPD	% Rec Limits	% RPD Limits
1,2,3-Trichloropropane	ND	1.0	101	109	7.6				70 - 130	30
1,2,4-Trichlorobenzene	ND	1.0	104	114	9.2				70 - 130	30
1,2,4-Trimethylbenzene	ND	1.0	105	114	8.2				70 - 130	30
1,2-Dibromo-3-chloropropane	ND	1.0	101	109	7.6				70 - 130	30
1,2-Dibromoethane	ND	1.0	104	111	6.5				70 - 130	30
1,2-Dichlorobenzene	ND	1.0	99	106	6.8				70 - 130	30
1,2-Dichloroethane	ND	1.0	99	104	4.9				70 - 130	30
1,2-Dichloropropane	ND	1.0	98	109	10.6				70 - 130	30
1,3,5-Trimethylbenzene	ND	1.0	105	114	8.2				70 - 130	30
1,3-Dichlorobenzene	ND	1.0	101	108	6.7				70 - 130	30
1,3-Dichloropropane	ND	1.0	104	111	6.5				70 - 130	30
1,4-Dichlorobenzene	ND	1.0	98	106	7.8				70 - 130	30
2,2-Dichloropropane	ND	1.0	88	97	9.7				70 - 130	30
2-Chlorotoluene	ND	1.0	105	113	7.3				70 - 130	30
2-Hexanone	ND	5.0	95	107	11.9				70 - 130	30
2-Isopropyltoluene	ND	1.0	102	110	7.5				70 - 130	30
4-Chlorotoluene	ND	1.0	105	114	8.2				70 - 130	30
4-Methyl-2-pentanone	ND	5.0	98	109	10.6				70 - 130	30
Acetone	ND	5.0	90	101	11.5				70 - 130	30
Acrylonitrile	ND	5.0	97	109	11.7				70 - 130	30
Benzene	ND	0.70	97	104	7.0				70 - 130	30
Bromobenzene	ND	1.0	103	110	6.6				70 - 130	30
Bromochloromethane	ND	1.0	99	107	7.8				70 - 130	30
Bromodichloromethane	ND	0.50	99	106	6.8				70 - 130	30
Bromoform	ND	1.0	94	103	9.1				70 - 130	30
Bromomethane	ND	1.0	118	128	8.1				70 - 130	30
Carbon Disulfide	ND	1.0	86	93	7.8				70 - 130	30
Carbon tetrachloride	ND	1.0	88	98	10.8				70 - 130	30
Chlorobenzene	ND	1.0	98	106	7.8				70 - 130	30
Chloroethane	ND	1.0	97	105	7.9				70 - 130	30
Chloroform	ND	1.0	93	101	8.2				70 - 130	30
Chloromethane	ND	1.0	84	93	10.2				70 - 130	30
cis-1,2-Dichloroethene	ND	1.0	95	102	7.1				70 - 130	30
cis-1,3-Dichloropropene	ND	0.40	100	109	8.6				70 - 130	30
Dibromochloromethane	ND	0.50	100	108	7.7				70 - 130	30
Dibromomethane	ND	1.0	102	110	7.5				70 - 130	30
Dichlorodifluoromethane	ND	1.0	79	87	9.6				70 - 130	30
Ethylbenzene	ND	1.0	102	112	9.3				70 - 130	30
Hexachlorobutadiene	ND	0.40	88	100	12.8				70 - 130	30
Isopropylbenzene	ND	1.0	107	115	7.2				70 - 130	30
m&p-Xylene	ND	1.0	104	113	8.3				70 - 130	30
Methyl ethyl ketone	ND	5.0	88	94	6.6				70 - 130	30
Methyl t-butyl ether (MTBE)	ND	1.0	93	101	8.2				70 - 130	30
Methylene chloride	ND	1.0	94	100	6.2				70 - 130	30
Naphthalene	ND	1.0	112	122	8.5				70 - 130	30
n-Butylbenzene	ND	1.0	101	113	11.2				70 - 130	30
n-Propylbenzene	ND	1.0	102	111	8.5				70 - 130	30
o-Xylene	ND	1.0	106	115	8.1				70 - 130	30
p-Isopropyltoluene	ND	1.0	104	114	9.2				70 - 130	30
sec-Butylbenzene	ND	1.0	100	111	10.4				70 - 130	30
Styrene	ND	1.0	110	119	7.9				70 - 130	30
tert-Butylbenzene	ND	1.0	103	113	9.3				70 - 130	30
Tetrachloroethene	ND	1.0	94	105	11.1				70 - 130	30

QA/QC Data

SDG I.D.: GCN20745

Parameter	Blank	Blk RL	LCS %	LCSD %	LCS RPD	MS %	MSD %	MS RPD	% Rec Limits	% RPD Limits
Tetrahydrofuran (THF)	ND	2.5	89	98	9.6				70 - 130	30
Toluene	ND	1.0	101	110	8.5				70 - 130	30
trans-1,2-Dichloroethene	ND	1.0	92	102	10.3				70 - 130	30
trans-1,3-Dichloropropene	ND	0.40	100	110	9.5				70 - 130	30
trans-1,4-dichloro-2-butene	ND	5.0	84	91	8.0				70 - 130	30
Trichloroethene	ND	1.0	97	107	9.8				70 - 130	30
Trichlorofluoromethane	ND	1.0	86	94	8.9				70 - 130	30
Trichlorotrifluoroethane	ND	1.0	75	84	11.3				70 - 130	30
Vinyl chloride	ND	1.0	94	105	11.1				70 - 130	30
% 1,2-dichlorobenzene-d4	103	%	100	100	0.0				70 - 130	30
% Bromofluorobenzene	92	%	98	100	2.0				70 - 130	30
% Dibromofluoromethane	96	%	96	93	3.2				70 - 130	30
% Toluene-d8	99	%	100	99	1.0				70 - 130	30

Comment:

A LCS and LCS Duplicate were performed instead of a matrix spike and matrix spike duplicate.

Additional 8260 criteria: 10% of LCS/LCSD compounds can be outside of acceptance criteria as long as recovery is 40-160%, 25-160% for Chloroethane-HL and Trichlorofluoromethane-HL.

QA/QC Batch 660105 (ug/L), QC Sample No: CN20747 (CN20747)

Volatiles - Ground Water

1,1,1,2-Tetrachloroethane	ND	1.0	106	111	4.6				70 - 130	30
1,1,1-Trichloroethane	ND	1.0	94	95	1.1				70 - 130	30
1,1,2,2-Tetrachloroethane	ND	0.50	101	108	6.7				70 - 130	30
1,1,2-Trichloroethane	ND	1.0	105	116	10.0				70 - 130	30
1,1-Dichloroethane	ND	1.0	95	97	2.1				70 - 130	30
1,1-Dichloroethene	ND	1.0	95	96	1.0				70 - 130	30
1,1-Dichloropropene	ND	1.0	97	99	2.0				70 - 130	30
1,2,3-Trichlorobenzene	ND	1.0	104	115	10.0				70 - 130	30
1,2,3-Trichloropropane	ND	1.0	102	108	5.7				70 - 130	30
1,2,4-Trichlorobenzene	ND	1.0	105	113	7.3				70 - 130	30
1,2,4-Trimethylbenzene	ND	1.0	110	109	0.9				70 - 130	30
1,2-Dibromo-3-chloropropane	ND	1.0	100	106	5.8				70 - 130	30
1,2-Dibromoethane	ND	1.0	108	114	5.4				70 - 130	30
1,2-Dichlorobenzene	ND	1.0	101	105	3.9				70 - 130	30
1,2-Dichloroethane	ND	1.0	100	105	4.9				70 - 130	30
1,2-Dichloropropane	ND	1.0	104	108	3.8				70 - 130	30
1,3,5-Trimethylbenzene	ND	1.0	110	110	0.0				70 - 130	30
1,3-Dichlorobenzene	ND	1.0	104	105	1.0				70 - 130	30
1,3-Dichloropropane	ND	1.0	107	113	5.5				70 - 130	30
1,4-Dichlorobenzene	ND	1.0	102	104	1.9				70 - 130	30
2,2-Dichloropropane	ND	1.0	91	92	1.1				70 - 130	30
2-Chlorotoluene	ND	1.0	109	109	0.0				70 - 130	30
2-Hexanone	ND	5.0	93	104	11.2				70 - 130	30
2-Isopropyltoluene	ND	1.0	105	106	0.9				70 - 130	30
4-Chlorotoluene	ND	1.0	110	110	0.0				70 - 130	30
4-Methyl-2-pentanone	ND	5.0	98	107	8.8				70 - 130	30
Acetone	ND	5.0	90	97	7.5				70 - 130	30
Acrylonitrile	ND	5.0	96	104	8.0				70 - 130	30
Benzene	ND	0.70	99	104	4.9				70 - 130	30
Bromobenzene	ND	1.0	106	110	3.7				70 - 130	30
Bromochloromethane	ND	1.0	99	105	5.9				70 - 130	30
Bromodichloromethane	ND	0.50	99	105	5.9				70 - 130	30
Bromoform	ND	1.0	94	103	9.1				70 - 130	30

QA/QC Data

SDG I.D.: GCN20745

Parameter	Blank	Blk RL	LCS %	LCSD %	LCS RPD	MS %	MSD %	MS RPD	% Rec Limits	% RPD Limits
Bromomethane	ND	1.0	126	123	2.4				70 - 130	30
Carbon Disulfide	ND	1.0	89	88	1.1				70 - 130	30
Carbon tetrachloride	ND	1.0	92	93	1.1				70 - 130	30
Chlorobenzene	ND	1.0	105	106	0.9				70 - 130	30
Chloroethane	ND	1.0	101	99	2.0				70 - 130	30
Chloroform	ND	1.0	102	97	5.0				70 - 130	30
Chloromethane	ND	1.0	91	94	3.2				70 - 130	30
cis-1,2-Dichloroethene	ND	1.0	95	98	3.1				70 - 130	30
cis-1,3-Dichloropropene	ND	0.40	102	110	7.5				70 - 130	30
Dibromochloromethane	ND	0.50	104	110	5.6				70 - 130	30
Dibromomethane	ND	1.0	103	113	9.3				70 - 130	30
Dichlorodifluoromethane	ND	1.0	88	90	2.2				70 - 130	30
Ethylbenzene	ND	1.0	109	110	0.9				70 - 130	30
Hexachlorobutadiene	ND	0.40	89	95	6.5				70 - 130	30
Isopropylbenzene	ND	1.0	111	111	0.0				70 - 130	30
m&p-Xylene	ND	1.0	110	111	0.9				70 - 130	30
Methyl ethyl ketone	ND	5.0	87	96	9.8				70 - 130	30
Methyl t-butyl ether (MTBE)	ND	1.0	92	101	9.3				70 - 130	30
Methylene chloride	ND	1.0	93	97	4.2				70 - 130	30
Naphthalene	ND	1.0	109	122	11.3				70 - 130	30
n-Butylbenzene	ND	1.0	103	107	3.8				70 - 130	30
n-Propylbenzene	ND	1.0	107	108	0.9				70 - 130	30
o-Xylene	ND	1.0	113	113	0.0				70 - 130	30
p-Isopropyltoluene	ND	1.0	107	109	1.9				70 - 130	30
sec-Butylbenzene	ND	1.0	103	106	2.9				70 - 130	30
Styrene	ND	1.0	116	119	2.6				70 - 130	30
tert-Butylbenzene	ND	1.0	107	108	0.9				70 - 130	30
Tetrachloroethene	ND	1.0	100	105	4.9				70 - 130	30
Tetrahydrofuran (THF)	ND	2.5	86	89	3.4				70 - 130	30
Toluene	ND	1.0	106	109	2.8				70 - 130	30
trans-1,2-Dichloroethene	ND	1.0	96	97	1.0				70 - 130	30
trans-1,3-Dichloropropene	ND	0.40	101	110	8.5				70 - 130	30
trans-1,4-dichloro-2-butene	ND	5.0	87	94	7.7				70 - 130	30
Trichloroethene	ND	1.0	105	106	0.9				70 - 130	30
Trichlorofluoromethane	ND	1.0	92	93	1.1				70 - 130	30
Trichlorotrifluoroethane	ND	1.0	82	84	2.4				70 - 130	30
Vinyl chloride	ND	1.0	100	102	2.0				70 - 130	30
% 1,2-dichlorobenzene-d4	106	%	99	100	1.0				70 - 130	30
% Bromofluorobenzene	91	%	99	101	2.0				70 - 130	30
% Dibromofluoromethane	92	%	89	89	0.0				70 - 130	30
% Toluene-d8	99	%	99	99	0.0				70 - 130	30

Comment:

A LCS and LCS Duplicate were performed instead of a matrix spike and matrix spike duplicate.

Additional 8260 criteria: 10% of LCS/LCSD compounds can be outside of acceptance criteria as long as recovery is 40-160%, 25-160% for Chloroethane-HL and Trichlorofluoromethane-HL.

QA/QC Batch 660101 (ug/L), QC Sample No: CN20889 (CN20746 (5X))

Volatiles - Ground Water

1,2,4-Trimethylbenzene	ND	1.0	113	114	0.9				70 - 130	30
Isopropylbenzene	ND	1.0	115	118	2.6				70 - 130	30
o-Xylene	ND	1.0	117	115	1.7				70 - 130	30
% 1,2-dichlorobenzene-d4	105	%	101	101	0.0				70 - 130	30
% Bromofluorobenzene	92	%	101	99	2.0				70 - 130	30

QA/QC Data

SDG I.D.: GCN20745

Parameter	Blank	Blk RL		LCS %	LCSD %	LCS RPD	MS %	MSD %	MS RPD	% Rec Limits	% RPD Limits
% Dibromofluoromethane	98	%		94	93	1.1				70 - 130	30
% Toluene-d8	100	%		99	100	1.0				70 - 130	30

Comment:

A LCS and LCS Duplicate were performed instead of a matrix spike and matrix spike duplicate.

Additional 8260 criteria: 10% of LCS/LCSD compounds can be outside of acceptance criteria as long as recovery is 40-160%, 25-160% for Chloroethane-HL and Trichlorofluoromethane-HL.

QA/QC Batch 660100 (ug/L), QC Sample No: CN21992 (CN20746 (50X))

Volatiles - Ground Water

Benzene	ND	0.70		98	98	0.0	96	106	9.9	70 - 130	30
Ethylbenzene	ND	1.0		105	106	0.9	101	109	7.6	70 - 130	30
Naphthalene	ND	1.0		130	124	4.7	101	122	18.8	70 - 130	30
% 1,2-dichlorobenzene-d4	107	%		102	100	2.0	101	101	0.0	70 - 130	30
% Bromofluorobenzene	93	%		102	102	0.0	101	101	0.0	70 - 130	30
% Dibromofluoromethane	93	%		91	88	3.4	88	90	2.2	70 - 130	30
% Toluene-d8	100	%		100	100	0.0	98	99	1.0	70 - 130	30

Comment:

Additional 8260 criteria: 10% of LCS/LCSD compounds can be outside of acceptance criteria as long as recovery is 40-160%, 25-160% for Chloroethane-HL and Trichlorofluoromethane-HL.

l = This parameter is outside laboratory LCS/LCSD specified recovery limits.
r = This parameter is outside laboratory RPD specified recovery limits.

If there are any questions regarding this data, please call Phoenix Client Services at extension 200.

RPD - Relative Percent Difference
LCS - Laboratory Control Sample
LCSD - Laboratory Control Sample Duplicate
MS - Matrix Spike
MS Dup - Matrix Spike Duplicate
NC - No Criteria
Intf - Interference



Phyllis Shiller, Laboratory Director
January 20, 2023

Friday, January 20, 2023

Criteria: CT: GAM, GBM, GWP, RC, SWP

State: CT

Sample Criteria Exceedances Report

GCN20745 - GEI-EVER

SampNo	Acode	Phoenix Analyte	Criteria	Result	RL	Criteria	RL Criteria	Analysis Units
CN20745	$8260GWR	1,2-Dibromo-3-chloropropane	CT / RSR GWPC (ug/l) / APS Organics	ND	0.50	0.2	0.2	ug/L
CN20745	$8260GWR	1,2-Dibromoethane	CT / RSR GWPC (ug/l) / Volatiles	ND	0.25	0.05	0.05	ug/L
CN20746	$8100CTSIMR	2-Methylnaphthalene	CT / RSR GWPC (ug/l) / APS Organics	49	0.94	28	28	ug/L
CN20746	$8100CTSIMR	Benz(a)anthracene	CT / RSR GWPC (ug/l) / Semivolatiles	0.20	0.05	0.06	0.06	ug/L
CN20746	$8100CTSIMR	Naphthalene	CT / RSR GWPC (ug/l) / Semivolatiles	1200	9.4	280	280	ug/L
CN20746	$8100CTSIMR	Naphthalene	CT / RSR SWPC (ug/l) / APS Organics	1200	9.4	210	210	ug/L
CN20746	$8100CTSIMR	Phenanthrene	CT / RSR SWPC (ug/l) / APS Organics	16	0.47	14	14	ug/L
CN20746	$8100CTSIMR	Acenaphthylene	CT / RSR SWPC (ug/l) / Semivolatiles	1.7	0.28	0.3	0.3	ug/L
CN20746	$8100CTSIMR	Phenanthrene	CT / RSR SWPC (ug/l) / Semivolatiles	16	0.47	14	14	ug/L
CN20746	$8260GWR	1,2-Dibromo-3-chloropropane	CT / RSR GWPC (ug/l) / APS Organics	ND	0.50	0.2	0.2	ug/L
CN20746	$8260GWR	Isopropylbenzene	CT / RSR GWPC (ug/l) / APS Organics	29	5.0	25	25	ug/L
CN20746	$8260GWR	Naphthalene	CT / RSR GWPC (ug/l) / Semivolatiles	1300	50	280	280	ug/L
CN20746	$8260GWR	Benzene	CT / RSR GWPC (ug/l) / Volatiles	820	35	1	1	ug/L
CN20746	$8260GWR	1,2-Dibromoethane	CT / RSR GWPC (ug/l) / Volatiles	ND	0.25	0.05	0.05	ug/L
CN20746	$8260GWR	Naphthalene	CT / RSR SWPC (ug/l) / APS Organics	1300	50	210	210	ug/L
CN20746	$8260GWR	Benzene	CT / RSR SWPC (ug/l) / Volatiles	820	35	710	710	ug/L
CN20746	$ETPH_WMR	Ext. Petroleum H.C. (C9-C36)	CT / PCB's / GB PMC (mg/L)	2.1	0.066	1	1	mg/L
CN20746	$ETPH_WMR	Ext. Petroleum H.C. (C9-C36)	CT / RSR GWPC (ug/l) / Pest/PCB/TPH	2.1	0.066	0.25	0.25	mg/L
CN20746	$ETPH_WMR	Ext. Petroleum H.C. (C9-C36)	CT / RSR GWPC (ug/l) / Pest/PCB/TPH	2.1	0.066	0.5	0.5	mg/L
CN20746	$ETPH_WMR	Ext. Petroleum H.C. (C9-C36)	CT / RSR SWPC (ug/l) / APS Organics	2.1	0.066	0.25	0.25	mg/L
CN20747	$8260GWR	1,2-Dibromo-3-chloropropane	CT / RSR GWPC (ug/l) / APS Organics	ND	0.50	0.2	0.2	ug/L
CN20747	$8260GWR	1,2-Dibromoethane	CT / RSR GWPC (ug/l) / Volatiles	ND	0.25	0.05	0.05	ug/L

Phoenix Laboratories does not assume responsibility for the data contained in this exceedance report. It is provided as an additional tool to identify requested criteria exceedences. All efforts are made to ensure the accuracy of the data (obtained from appropriate agencies). A lack of exceedence information does not necessarily suggest conformance to the criteria. It is ultimately the site professional's responsibility to determine appropriate compliance.

REASONABLE CONFIDENCE PROTOCOL
LABORATORY ANALYSIS QA/QC CERTIFICATION FORM

Laboratory Name: Phoenix Environmental Labs, Inc. ***Client:*** GEI Consultants

Project Location: ROCKVILLE FMP MGP ***Project Number:***

Laboratory Sample ID(s): CN20745-CN20747 ***Sampling Date(s):*** 1/10/2023

List RCP Methods Used (e.g., 8260, 8270, et cetera) 6010, 7470/7471, 8260, 8270, ETPH

1	**For each analytical method referenced in this laboratory report package, were all specified QA/QC performance criteria followed, including the requirement to explain any criteria falling outside of acceptable guidelines, as specified in the CT DEP method-specific Reasonable Confidence Protocol documents?**	☑ Yes ☐ No
1A	**Were the method specified preservation and holding time requirements met?**	☑ Yes ☐ No
1B	***VPH and EPH methods only:*** **Was the VPH or EPH method conducted without significant modifications (see section 11.3 of respective RCP methods)**	☐ Yes ☐ No ☑ NA
2	**Were all samples received by the laboratory in a condition consistent with that described on the associated Chain-of-Custody document(s)?**	☑ Yes ☐ No
3	**Were samples received at an appropriate temperature (< 6 Degrees C)?**	☑ Yes ☐ No ☐ NA
4	**Were all QA/QC performance criteria specified in the Reasonable Confidence Protocol documents acheived? See Sections: ETPH Narration, ICP Narration, SVOASIM Narration.**	☐ Yes ☑ No
5	**a) Were reporting limits specified or referenced on the chain-of-custody?** **b) Were these reporting limits met?**	☑ Yes ☐ No ☐ Yes ☑ No
6	**For each analytical method referenced in this laboratory report package, were results reported for all constituents identified in the method-specific analyte lists presented in the Reasonable Confidence Protocol documents?**	☐ Yes ☑ No
7	**Are project-specific matrix spikes and laboratory duplicates included in the data set?**	☑ Yes ☐ No

Notes: For all questions to which the response was "No" (with the exception of question #7), additional information must be provided in an attached narrative. If the answer to question #1, #1A or 1B is "No", the data package does not meet the requirements for "Reasonable Confidence". This form may not be altered and all questions must be answered.

I, the undersigned, attest under the pains and penalties of perjury that, to the best of my knowledge and belief and based upon my personal inquiry of those responsible for providing the information contained in this analytical report, such information is accurate and complete.

Authorized Signature: Rashmi Makol **Position:** Project Manager

Printed Name: Rashmi Makol **Date:** Friday, January 20, 2023

Name of Laboratory Phoenix Environmental Labs, Inc.

This certification form is to be used for RCP methods only.

CTDEP RCP Laboratory Analysis QA/QC Certification Form - November 2007
Laboratory Quality Assurance and Quality Control Guidance Reasonable Confidence Protocols

Environmental Laboratories, Inc.
587 East Middle Turnpike, P.O.Box 370, Manchester, CT 06045
Tel. (860) 645-1102 Fax (860) 645-0823

NY # 11301

RCP Certification Report

January 20, 2023

SDG I.D.: GCN20745

SDG Comments

8270 Semi-volatile Organics:
The client requested a short list for 8270 RCP Semivolatile. Only the PAH constituents are reported as requested on the chain-of-custody.

Volatile 8260 analysis:
1,2-Dibromoethane and 1,2-Dibromo-3-chloropropane do not meet the GWP these compounds are analyzed by GC/ECD to achieve this criteria.

Cyanide Narration

Were all QA/QC performance criteria specified in the Reasonable Confidence Protocol documents achieved? Yes.

Instrument:

LACHAT 01/13/23-1 Catherine Lundigan, Greg Danielewski, Chemist 01/13/23

CN20745 , CN20746 , CN20747

The samples were distilled in accordance with the method.
The initial calibration met criteria.

The calibration check standards (ICV,CCV) were within 15% of true value and were analyzed at a frequencey of one per ten samples.
The continuing calibration blanks (ICB,CCB) had concentrations less than the reporting level.

The method blank, laboratory control sample (LCS), and matrix spike were distilled with the samples.

QC (Batch Specific):

Batch 659756 (CN21190)

CN20745, CN20746, CN20747

All LCS recoveries were within 90 - 110 with the following exceptions: None.
Additional: LCS acceptance range is 80-120% for soils MS acceptance range 75-125% for soils

ETPH Narration

Were all QA/QC performance criteria specified in the Reasonable Confidence Protocol documents achieved? No.

QC Batch 659553 (Samples: CN20745, CN20746, CN20747): -----

The LCS and/or the LCSD recovery is above the upper range, therefore a slight high bias is possible. (Ext. Petroleum H.C. (C9-C36))

Instrument:

AU-XL1 01/12/23-1 Jeff Bucko, Chemist 01/12/23

CN20745 (1X), CN20746 (1X), CN20747 (1X)

The initial calibration (ETPHN15I) RSD for the compound list was less than 30% except for the following compounds: None.
As per section 7.2.3, a discrimination check standard was run (112A003A_1) and contained the following outliers: None.
The continuing calibration %D for the compound list was less than 30% except for the following compounds:None.

Environmental Laboratories, Inc.
587 East Middle Turnpike, P.O.Box 370, Manchester, CT 06045
Tel. (860) 645-1102 Fax (860) 645-0823

NY # 11301

RCP Certification Report

January 20, 2023

SDG I.D.: GCN20745

ETPH Narration

QC (Batch Specific):

Batch 659553 (CN20732)

CN20745, CN20746, CN20747

All LCS recoveries were within 60 - 120 with the following exceptions: Ext. Petroleum H.C. (C9-C36)(125%)
All LCSD recoveries were within 60 - 120 with the following exceptions: None.
All LCS/LCSD RPDs were less than 30% with the following exceptions: None.
Additional surrogate criteria: LCS acceptance range is 60-120% MS acceptance range 50-150%. The ETPH/DRO LCS has been normalized based on the alkane calibration.

Mercury Narration

Were all QA/QC performance criteria specified in the analytical method achieved? Yes.

Instrument:

MERLIN 01/12/23 14:48 Alexander Latka, Chemist 01/12/23

CN20745, CN20746, CN20747

The method preparation blank, ICB, and CCBs contain all of the acids and reagents as the samples.
The initial calibration met all criteria including a standard run at or below the reporting level.
All calibration verification standards (ICV, CCV) met criteria.
All calibration blank verification standards (ICB, CCB) met criteria.
The matrix spike sample is used to identify spectral interference for each batch of samples, if within 85-115%, no interference is observed and no further action is taken.
The following Initial Calibration Verification (ICV) compounds did not meet criteria: None.
The following Continuing Calibration Verification (CCV) compounds did not meet criteria: None.

QC (Batch Specific):

Batch 659623 (CN20714)

CN20745, CN20746, CN20747

All LCS recoveries were within 80 - 120 with the following exceptions: None.
Additional Mercury criteria: LCS acceptance range for waters is 80-120% and for soils is 70-130%. MS acceptance range is 75-125%.

ICP Metals Narration

Were all QA/QC performance criteria specified in the analytical method achieved? No.

QC Batch 659539 (Samples: CN20745, CN20746): -----

The Sample/Duplicate RPD exceeds the method criteria for one or more analytes, therefore there may be variability in the reported result. (Lead)

Instrument:

ARCOS 01/12/23 08:55 Tina Hall, Chemist 01/12/23

CN20745, CN20746, CN20747

Additional criteria for CCV and ICSAB:
Sodium and Potassium are poor performing elements, the laboratory's in-house limits are 85-115% (CCV) and 70-130%

Environmental Laboratories, Inc.
587 East Middle Turnpike, P.O.Box 370, Manchester, CT 06045
Tel. (860) 645-1102 Fax (860) 645-0823

NY # 11301

Certification Report

January 20, 2023

SDG I.D.: GCN20745

ICP Metals Narration

(ICSAB).The linear range is defined daily by the calibration range.
The following Initial Calibration Verification (ICV) compounds did not meet criteria: None.
The following Continuing Calibration Verification (CCV) compounds did not meet criteria: None.
The following ICP Interference Check (ICSAB) compounds did not meet criteria: None.

QC (Batch Specific):

Batch 659539 (CN19501)

CN20745, CN20746

All LCS recoveries were within 80 - 120 with the following exceptions: None.
All LCSD recoveries were within 80 - 120 with the following exceptions: None.
All LCS/LCSD RPDs were less than 20% with the following exceptions: None.
Additional Criteria: LCS acceptance range is 80-120% MS acceptance range 75-125%.

Batch 659540 (CN21052)

CN20747

All LCS recoveries were within 80 - 120 with the following exceptions: None.
All LCSD recoveries were within 80 - 120 with the following exceptions: None.
All LCS/LCSD RPDs were less than 20% with the following exceptions: None.
Additional Criteria: LCS acceptance range is 80-120% MS acceptance range 75-125%.

ICPMS Metals Narration

Were all QA/QC performance criteria specified in the analytical method achieved? Yes.

Instrument:

ICPMS 01/12/23 12:57 Cindy Pearce, Chemist 01/12/23

CN20745, CN20746, CN20747

The linear range is defined daily by the calibration range.
The following Initial Calibration Verification (ICV) compounds did not meet criteria: None.
The following Continuing Calibration Verification (CCV) compounds did not meet criteria: None.
The following samples did not meet internal standard criteria: None.

QC (Site Specific):

Batch 659551 (CN20745)

CN20745, CN20746, CN20747

All LCS recoveries were within 80 - 120 with the following exceptions: None.
All LCSD recoveries were within 80 - 120 with the following exceptions: None.
All LCS/LCSD RPDs were less than 20% with the following exceptions: None.
All MS recoveries were within 75 - 125 with the following exceptions: None.
Additional Criteria: LCS acceptance range is 80-120% MS acceptance range 75-125%.

SVOA Narration

Were all QA/QC performance criteria specified in the Reasonable Confidence Protocol documents achieved? Yes.

Instrument:

Environmental Laboratories, Inc.
587 East Middle Turnpike, P.O.Box 370, Manchester, CT 06045
Tel. (860) 645-1102 Fax (860) 645-0823

ACCREDITED IN ACCORDANCE WITH nelac NY # 11301

RCP Certification Report

January 20, 2023

SDG I.D.: GCN20745

SVOA Narration

CHEM06 01/16/23-1 Wes Bryon, Chemist 01/16/23

CN20746 (100X)

For 8270 full list, the DDT breakdown and pentachlorophenol & benzidine peak tailing were evaluated in the DFTPP tune and were found to be in control.
For 8270 BN list, benzidine peak tailing was evaluated in the DFTPP tune and was found to be in control.

Initial Calibration Evaluation (CHEM06/6_SPLIT_0109):
100% of target compounds met criteria.
The following compounds had %RSDs >20%: None.
The following compounds did not meet recommended response factors: None.
The following compounds did not meet a minimum response factors: None.

Continuing Calibration Verification (CHEM06/0116_03-6_SPLIT_0109):
Internal standard areas were within 50 to 200% of the initial calibration with the following exceptions: None.
98% of target compounds met criteria.
The following compounds did not meet % deviation criteria: None.
The following compounds did not meet maximum % deviations: None.
The following compounds did not meet recommended response factors: None.
The following compounds did not meet minimum response factors: None.

CHEM29 01/13/23-1 Wes Bryon, Chemist 01/13/23

CN20746 (10X)

For 8270 full list, the DDT breakdown and pentachlorophenol & benzidine peak tailing were evaluated in the DFTPP tune and were found to be in control.
For 8270 BN list, benzidine peak tailing was evaluated in the DFTPP tune and was found to be in control.

Initial Calibration Evaluation (CHEM29/29_bn_1201):
100% of target compounds met criteria.
The following compounds had %RSDs >20%: None.
The following compounds did not meet recommended response factors: None.
The following compounds did not meet a minimum response factors: None.

Continuing Calibration Verification (CHEM29/0113_03-29_bn_1201):
Internal standard areas were within 50 to 200% of the initial calibration with the following exceptions: None.
100% of target compounds met criteria.
The following compounds did not meet % deviation criteria: None.
The following compounds did not meet maximum % deviations: None.
The following compounds did not meet recommended response factors: None.
The following compounds did not meet minimum response factors: None.

QC (Batch Specific):

Batch 659530 (CN20447)

CN20745, CN20746, CN20747

All LCS recoveries were within 30 - 130 with the following exceptions: None.
All LCSD recoveries were within 30 - 130 with the following exceptions: None.
All LCS/LCSD RPDs were less than 20% with the following exceptions: 2-Methylnaphthalene(22.5%), Fluoranthene(23.4%), Naphthalene(21.6%)
Additional 8270 criteria:20% of compounds can be outside of acceptance criteria as long as recovery is at least 10%. (Acid

Environmental Laboratories, Inc.
587 East Middle Turnpike, P.O.Box 370, Manchester, CT 06045
Tel. (860) 645-1102 Fax (860) 645-0823

NY # 11301

RCP Certification Report

January 20, 2023

SDG I.D.: GCN20745

SVOA Narration

surrogates acceptance range for aqueous samples: 15-110%, for soils 30-130%)
Additional 8270 criteria: 20% of compounds can be outside of acceptance criteria as long as recovery is at least 10%. (Acid surrogates acceptance range for aqueous samples: 15-110%, for soils 30-130%)

SVOASIM Narration

Were all QA/QC performance criteria specified in the Reasonable Confidence Protocol documents achieved? No.

QC Batch 659530 (Samples: CN20745, CN20746, CN20747): -----

The LCS/LCSD RPD exceeds the method criteria for one or more analytes, therefore there may be variability in the reported result. (2-Methylnaphthalene, Fluoranthene, Naphthalene)

Instrument:

CHEM25 01/12/23-1 Wes Bryon, Chemist 01/12/23

CN20745 (1X), CN20746 (1X), CN20747 (1X)

For 8270 BN list, benzidine peak tailing was evaluated in the DFTPP tune and was found to be in control.

Initial Calibration Evaluation (CHEM25/25_BNSIM18_1110):
100% of target compounds met criteria.
The following compounds had %RSDs >20%: None.
The following compounds did not meet recommended response factors: None.
The following compounds did not meet a minimum response factors: None.

Continuing Calibration Verification (CHEM25/0112_03-25_BNSIM18_1110):
Internal standard areas were within 50 to 200% of the initial calibration with the following exceptions: None.
100% of target compounds met criteria.
The following compounds did not meet % deviation criteria: None.
The following compounds did not meet maximum % deviations: None.
The following compounds did not meet recommended response factors: None.
The following compounds did not meet minimum response factors: None.

QC (Batch Specific):

Batch 659530 (CN20447)

CN20745, CN20746, CN20747

All LCS recoveries were within 30 - 130 with the following exceptions: None.
All LCSD recoveries were within 30 - 130 with the following exceptions: None.
All LCS/LCSD RPDs were less than 20% with the following exceptions: 2-Methylnaphthalene(22.5%), Fluoranthene(23.4%), Naphthalene(21.6%)
Additional 8270 criteria:20% of compounds can be outside of acceptance criteria as long as recovery is at least 10%. (Acid surrogates acceptance range for aqueous samples: 15-110%, for soils 30-130%)

VOA Narration

Were all QA/QC performance criteria specified in the Reasonable Confidence Protocol documents achieved? Yes.

Instrument:

Environmental Laboratories, Inc.
587 East Middle Turnpike, P.O.Box 370, Manchester, CT 06045
Tel. (860) 645-1102 Fax (860) 645-0823

RCP Certification Report

January 20, 2023

SDG I.D.: GCN20745

VOA Narration

CHEM17 01/11/23-2 Michael Hahn, Chemist 01/11/23

CN20745 (1X), CN20746 (1X)

Chem 17 is a 25ml purge instrument. The laboratory minimum response factor is set at 0.01 instead of 0.05 for the 25ml purge instruments.
EPA method 8260D Table 4 supports this approach.

Initial Calibration Evaluation (CHEM17/VT-010323):
94% of target compounds met criteria.
The following compounds had %RSDs >20%: 1,2-Dibromo-3-chloropropane 21% (20%), 2-Hexanone 21% (20%), Naphthalene 31% (20%), Styrene 21% (20%), trans-1,4-dichloro-2-butene 24% (20%)
The following compounds did not meet Table 4 recommended minimum response factors: 1,2-Dibromo-3-chloropropane 0.028 (0.05), 2-Hexanone 0.034 (0.1), 4-Methyl-2-pentanone 0.050 (0.1), Acetone 0.025 (0.1), Acrylonitrile 0.032 (0.05), Bromoform 0.078 (0.1), Methyl ethyl ketone 0.038 (0.1), Tetrahydrofuran (THF) 0.024 (0.05)
The following compounds did not meet the minimum response factor of 0.05: 1,2-Dibromo-3-chloropropane 0.028 (0.05), 2-Hexanone 0.034 (0.05), Acetone 0.025 (0.05), Acrylonitrile 0.032 (0.05), Methyl ethyl ketone 0.038 (0.05), Tetrahydrofuran (THF) 0.024 (0.05)

Continuing Calibration Verification (CHEM17/0111_29-VT-010323):
Internal standard areas were within 50 to 200% of the initial calibration with the following exceptions: None.
99% of target compounds met criteria.
The following compounds did not meet % deviation criteria: Bromomethane 33%H (30%)
The following compounds did not meet maximum % deviations: None.
The following compounds did not meet Table 4 recommended minimum response factors: 1,2-Dibromo-3-chloropropane 0.028 (0.05), 2-Hexanone 0.034 (0.05), Acetone 0.024 (0.05), Acrylonitrile 0.033 (0.05), Methyl ethyl ketone 0.034 (0.05), Tetrahydrofuran (THF) 0.022 (0.05)

CHEM17 01/12/23-1 Michael Hahn, Chemist 01/12/23

CN20746 (1X, 5X)

Chem 17 is a 25ml purge instrument. The laboratory minimum response factor is set at 0.01 instead of 0.05 for the 25ml purge instruments.
EPA method 8260D Table 4 supports this approach.

Initial Calibration Evaluation (CHEM17/VT-010323):
94% of target compounds met criteria.
The following compounds had %RSDs >20%: None.
The following compounds did not meet Table 4 recommended minimum response factors: None.
The following compounds did not meet the minimum response factor of 0.05: None.

Continuing Calibration Verification (CHEM17/0112_02-VT-010323):
Internal standard areas were within 50 to 200% of the initial calibration with the following exceptions: None.
99% of target compounds met criteria.
The following compounds did not meet % deviation criteria: None.
The following compounds did not meet maximum % deviations: None.
The following compounds did not meet Table 4 recommended minimum response factors: None.

CHEM17 01/12/23-2 Michael Hahn, Chemist 01/12/23

CN20747 (1X)

Chem 17 is a 25ml purge instrument. The laboratory minimum response factor is set at 0.01 instead of 0.05 for the 25ml purge instruments.

Environmental Laboratories, Inc.
587 East Middle Turnpike, P.O.Box 370, Manchester, CT 06045
Tel. (860) 645-1102 Fax (860) 645-0823

NY # 11301

RCP Certification Report

January 20, 2023

SDG I.D.: GCN20745

VOA Narration

EPA method 8260D Table 4 supports this approach.

Initial Calibration Evaluation (CHEM17/VT-010323):
94% of target compounds met criteria.
The following compounds had %RSDs >20%: 1,2-Dibromo-3-chloropropane 21% (20%), 2-Hexanone 21% (20%), Naphthalene 31% (20%), Styrene 21% (20%), trans-1,4-dichloro-2-butene 24% (20%)
The following compounds did not meet Table 4 recommended minimum response factors: 1,2-Dibromo-3-chloropropane 0.028 (0.05), 2-Hexanone 0.034 (0.1), 4-Methyl-2-pentanone 0.050 (0.1), Acetone 0.025 (0.1), Acrylonitrile 0.032 (0.05), Bromoform 0.078 (0.1), Methyl ethyl ketone 0.038 (0.1), Tetrahydrofuran (THF) 0.024 (0.05)
The following compounds did not meet the minimum response factor of 0.05: 1,2-Dibromo-3-chloropropane 0.028 (0.05), 2-Hexanone 0.034 (0.05), Acetone 0.025 (0.05), Acrylonitrile 0.032 (0.05), Methyl ethyl ketone 0.038 (0.05), Tetrahydrofuran (THF) 0.024 (0.05)

Continuing Calibration Verification (CHEM17/0112_28-VT-010323):
Internal standard areas were within 50 to 200% of the initial calibration with the following exceptions: None.
100% of target compounds met criteria.
The following compounds did not meet % deviation criteria: None.
The following compounds did not meet maximum % deviations: None.
The following compounds did not meet Table 4 recommended minimum response factors: 1,2-Dibromo-3-chloropropane 0.032 (0.05), 2-Hexanone 0.038 (0.05), Acetone 0.027 (0.05), Acrylonitrile 0.034 (0.05), Methyl ethyl ketone 0.039 (0.05), Tetrahydrofuran (THF) 0.024 (0.05)

CHEM17 01/13/23-1 Michael Hahn, Chemist 01/13/23

CN20746 (50X)

Chem 17 is a 25ml purge instrument. The laboratory minimum response factor is set at 0.01 instead of 0.05 for the 25ml purge instruments.
EPA method 8260D Table 4 supports this approach.

Initial Calibration Evaluation (CHEM17/VT-010323):
94% of target compounds met criteria.
The following compounds had %RSDs >20%: Naphthalene 31% (20%)
The following compounds did not meet Table 4 recommended minimum response factors: None.
The following compounds did not meet the minimum response factor of 0.05: None.

Continuing Calibration Verification (CHEM17/0113_02-VT-010323):
Internal standard areas were within 50 to 200% of the initial calibration with the following exceptions: None.
100% of target compounds met criteria.
The following compounds did not meet % deviation criteria: None.
The following compounds did not meet maximum % deviations: None.
The following compounds did not meet Table 4 recommended minimum response factors: None.

QC (Batch Specific):

Batch 659672 (CN20014) CHEM17 1/11/2023-2

CN20745(1X), CN20746(1X)

All LCS recoveries were within 70 - 130 with the following exceptions: None.
All LCSD recoveries were within 70 - 130 with the following exceptions: None.
All LCS/LCSD RPDs were less than 30% with the following exceptions: None.
A LCS and LCS Duplicate were performed instead of a matrix spike and matrix spike duplicate.

Environmental Laboratories, Inc.
587 East Middle Turnpike, P.O.Box 370, Manchester, CT 06045
Tel. (860) 645-1102 Fax (860) 645-0823

ACCREDITED IN ACCORDANCE WITH nelac NY # 11301

RCP Certification Report

January 20, 2023

SDG I.D.: GCN20745

VOA Narration

Additional 8260 criteria: 10% of LCS/LCSD compounds can be outside of acceptance criteria as long as recovery is 40-160%, 25-160% for Chloroethane-HL and Trichlorofluoromethane-HL.

Batch 660100 (CN21992) CHEM17 1/13/2023-1

CN20746(50X)

All LCS recoveries were within 70 - 130 with the following exceptions: None.
All LCSD recoveries were within 70 - 130 with the following exceptions: None.
All LCS/LCSD RPDs were less than 30% with the following exceptions: None.
Additional 8260 criteria: 10% of LCS/LCSD compounds can be outside of acceptance criteria as long as recovery is 40-160%, 25-160% for Chloroethane-HL and Trichlorofluoromethane-HL.

Batch 660101 (CN20889) CHEM17 1/12/2023-1

CN20746(5X)

All LCS recoveries were within 70 - 130 with the following exceptions: None.
All LCSD recoveries were within 70 - 130 with the following exceptions: None.
All LCS/LCSD RPDs were less than 30% with the following exceptions: None.
A LCS and LCS Duplicate were performed instead of a matrix spike and matrix spike duplicate.
Additional 8260 criteria: 10% of LCS/LCSD compounds can be outside of acceptance criteria as long as recovery is 40-160%, 25-160% for Chloroethane-HL and Trichlorofluoromethane-HL.

Batch 660105 (CN20747) CHEM17 1/12/2023-2

CN20747(1X)

All LCS recoveries were within 70 - 130 with the following exceptions: None.
All LCSD recoveries were within 70 - 130 with the following exceptions: None.
All LCS/LCSD RPDs were less than 30% with the following exceptions: None.
A LCS and LCS Duplicate were performed instead of a matrix spike and matrix spike duplicate.
Additional 8260 criteria: 10% of LCS/LCSD compounds can be outside of acceptance criteria as long as recovery is 40-160%, 25-160% for Chloroethane-HL and Trichlorofluoromethane-HL.

Temperature Narration

The samples were received at 1.9C with cooling initiated.
(Note acceptance criteria for relevant matrices is above freezing up to 6°C)

Cooler: Yes ☑ No ☐
Coolant: IPK ☑ ICE ☐ No ☐

PHOENIX
Environmental Laboratories, Inc.

CHAIN OF CUSTODY RECORD

587 East Middle Turnpike, P.O. Box 370, Manchester, CT 06040
Email Makrina Nolan: makrina@phoenixlabs.com Fax (860) 645-0823
Client Services (860) 645-1102

Temp 1.9 °C Pg 1 of 1

Data Delivery/Contact Options:
☐ Fax:
☐ Phone:
☒ Email: JHolden@geiconsultants.com

Customer: GEI consultants inc
Address: 455 winding Brook Drive suite 201
Glastonbury, CT, 06033
860-368-5382

Project: Rockville FMP. MGP
Report to: Jeffrey Holden *
Invoice to: Jeffrey Holden
QUOTE #

Project P.O: 22.00138-1.4

This section MUST be completed with Bottle Quantities.

Client Sample - Information - Identification

Sampler's Signature: [signature] Date: 1/10/23

Matrix Code:
DW=Drinking Water **GW**=Ground Water **SW**=Surface Water **WW**=Waste Water
RW=Raw Water **SE**=Sediment **SL**=Sludge **S**=Soil **SD**=Solid **W**=Wipe **OIL**=Oil
B=Bulk **L**=Liquid **X** = _____(Other)

Analysis Request

PHOENIX USE ONLY SAMPLE #	Customer Sample Identification	Sample Matrix	Date Sampled	Time Sampled	ETPH	VOC	PAH	RSR Metals	cyanide	MS/MSD *	GL Amber 8 oz. [ ] H3PO4 [ ] NAHSO4	Soil VOA Vials [ ] methanol [ ] H2O	GL Soil container ( ) oz	GL Soil container ( ) oz	40 ml VOA Vial [ ] As is [X] HCL	GL Amber 1000ml [X] As is [ ] H2SO4	PL As is [ ] 250ml [ ] 500ml [ ] 1000ml	PL H2SO4 [ ] 250ml [ ] 500ml	PL HNO3 250ml	PL NaOH 250ml	Bacteria Bottle w/thio	Bacteria Bottle as is	total
20745	MW-13M	GW	1/10/23	1220	1	3	2	1	1						3	3			1	1			8
20746	MW-14M	GW	" "	1455	1	3	2	1	1						3	3			1	1			8
20747	DUP011023	GW	—	—	1	3	2	1	1						3	3			1	1			8

Relinquished by:	Accepted by:	Date:	Time:
R. Perryman	[signature]	1/10/23	1655
[signature]	[signature]	1/11/23	1030

Comments, Special Requirements or Regulations:
* Please add to email list:
PBlessing@geiconsultants.com
JFannam@geiconsultants.com
RPerryman@geiconsultants.com
eastregiondata@geiconsultants.com

*MS/MSD are considered site samples and will be billed as such in accordance with the prices quoted.

Turnaround Time:
☐ 1 Day*
☐ 2 Days*
☐ 3 Days*
☒ Standard
☐ Other
* SURCHARGE APPLIES

RI
☐ (Residential) Direct Exposure
☐ (Comm/Industrial) Direct Exposure
☐ GA Leachability
☐ GB Leachability
☐ GA-GW Objectives
☐ GB-GW Objectives

CT
☒ RCP Cert
☒ GW Protection
☒ SW Protection
☒ GA Mobility
☒ GB Mobility
☒ Residential DEC
☐ I/C DEC
☐ Other

MA
☐ MCP Certification
☐ GW-1 ☐ MWRA eSMART
☐ GW-2 ☐ S-1 10% CALC
☐ GW-3
☐ S-1 GW-1 ☐ S-1 GW-2 ☐ S-1 GW-3
☐ S-2 GW-1 ☐ S-2 GW-2 ☐ S-2 GW-3
☐ S-3 GW-1 ☐ S-3 GW-2 ☐ S-3 GW-3
☐ SW Protection

State where samples were collected: CT

Data Format
☒ Excel
☒ PDF
☐ GIS/Key
☐ EQuIS
☐ Other

Data Package
☐ Tier II Checklist
☐ Full Data Package*
☒ Phoenix Std Report
☐ Other
* SURCHARGE APPLIES

PEL-126 REV. 03/22

Direct bill to Eversource project ID 11117 3088
cc: drew.alichar2@eversource.com

PHOENIX
Environmental Laboratories, Inc.

Monday, January 23, 2023

Attn: Jeffrey Holden
GEI Consultants
455 Winding Brook Drive
Suite 201
Glastonbury, CT 06033

Project ID: ROCKVILLE FMR MGP
SDG ID: GCN21991
Sample ID#s: CN21991 - CN21997

This laboratory is in compliance with the NELAC requirements of procedures used except where indicated.

This report contains results for the parameters tested, under the sampling conditions described on the Chain Of Custody, as received by the laboratory. This report is incomplete unless all pages indicated in the pagination at the bottom of the page are included.

A scanned version of the COC form accompanies the analytical report and is an exact duplicate of the original.

If you are the client above and have any questions concerning this testing, please do not hesitate to contact Phoenix Client Services at ext.200. The contents of this report cannot be discussed with anyone other than the client listed above without their written consent.

Sincerely yours,

Phyllis Shiller
Laboratory Director

NELAC - #NY11301
CT Lab Registration #PH-0618
MA Lab Registration #M-CT007
ME Lab Registration #CT-007
NH Lab Registration #213693-A,B
NJ Lab Registration #CT-003
NY Lab Registration #11301
PA Lab Registration #68-03530
RI Lab Registration #63
VT Lab Registration #VT11301

Environmental Laboratories, Inc.
587 East Middle Turnpike, P.O.Box 370, Manchester, CT 06045
Tel. (860) 645-1102 Fax (860) 645-0823

NY # 11301

SDG Comments

January 23, 2023

SDG I.D.: GCN21991

Volatile 8260 analysis:
1,2-Dibromoethane and 1,2-Dibromo-3-chloropropane do not meet GWP criteria, these compounds are analyzed by GC/ECD to achieve this criteria.

Environmental Laboratories, Inc.
587 East Middle Turnpike, P.O.Box 370, Manchester, CT 06045
Tel. (860) 645-1102 Fax (860) 645-0823

Sample Id Cross Reference

January 23, 2023

SDG I.D.: GCN21991

Project ID: ROCKVILLE FMR MGP

Client Id	Lab Id	Matrix
MW-44S	CN21991	GROUND WATER
MW-44M	CN21992	GROUND WATER
MW-43M	CN21993	GROUND WATER
MW-43S	CN21994	GROUND WATER
MW-45S	CN21995	GROUND WATER
MW-45M	CN21996	GROUND WATER
EB-01112023	CN21997	GROUND WATER

Environmental Laboratories, Inc.
587 East Middle Turnpike, P.O.Box 370, Manchester, CT 06045
Tel. (860) 645-1102 Fax (860) 645-0823

Analysis Report

January 23, 2023

FOR: Attn: Jeffrey Holden
GEI Consultants
455 Winding Brook Drive
Suite 201
Glastonbury, CT 06033

Sample Information		Custody Information		Date	Time
Matrix:	GROUND WATER	Collected by:		01/11/23	9:30
Location Code:	GEI-EVER	Received by:	CP	01/12/23	11:00
Rush Request:	Standard	Analyzed by:	see "By" below		
P.O.#:	2200138-1.4				

Laboratory Data

SDG ID: GCN21991
Phoenix ID: CN21991

Project ID: ROCKVILLE FMR MGP
Client ID: MW-44S

Parameter	Result	RL/ PQL	Units	Dilution	Date/Time	By	Reference
Silver	< 0.001	0.001	mg/L	1	01/17/23	TH	SW6010D
Arsenic	< 0.004	0.004	mg/L	1	01/17/23	TH	SW6010D
Barium	0.031	0.002	mg/L	1	01/17/23	TH	SW6010D
Beryllium	< 0.001	0.001	mg/L	1	01/17/23	TH	SW6010D
Cadmium	< 0.001	0.001	mg/L	1	01/17/23	TH	SW6010D
Chromium	0.001	0.001	mg/L	1	01/17/23	TH	SW6010D
Copper	< 0.005	0.005	mg/L	1	01/17/23	TH	SW6010D
Mercury	< 0.0002	0.0002	mg/L	1	01/13/23	AL1	SW7470A
Nickel	0.003	0.001	mg/L	1	01/17/23	TH	SW6010D
Lead	0.001	0.001	mg/L	1	01/17/23	TH	SW6010D
Antimony	< 0.005	0.005	mg/L	1	01/17/23	TH	SW6010D
Selenium	< 0.010	0.010	mg/L	1	01/17/23	TH	SW6010D
Thallium	< 0.0005	0.0005	mg/L	5	01/13/23	CPP	SW6020B
Vanadium	< 0.002	0.002	mg/L	1	01/17/23	TH	SW6010D
Zinc	< 0.004	0.004	mg/L	1	01/17/23	TH	SW6010D
Total Cyanide	< 0.010	0.010	mg/L	1	01/18/23	CL/GD	SW9010C/SW9012B
Extraction of ETPH	Completed				01/12/23	X/AL	SW3510C/SW3520C
Mercury Digestion	Completed				01/13/23	AB/AB	SW7470A
Semi-Volatile Extraction	Completed				01/16/23	X/AL	SW3520C
Total Metals Digestion	Completed				01/12/23	AG	
Total Metals Digestion MS	Completed				01/12/23	AG	
TPH by GC (Extractable Products)							
Ext. Petroleum H.C. (C9-C36)	ND	0.066	mg/L	1	01/14/23	JRB	CTETPH
Identification	ND		mg/L	1	01/14/23	JRB	CTETPH
QA/QC Surrogates							
% Terphenyl (surr)	75		%	1	01/14/23	JRB	50 - 150 %

Ver 1

Project ID: ROCKVILLE FMR MGP
Client ID: MW-44S

Phoenix I.D.: CN21991

Parameter	Result	RL/ PQL	Units	Dilution	Date/Time	By	Reference
Volatiles							
1,1,1,2-Tetrachloroethane	ND	1.0	ug/L	1	01/13/23	MH	SW8260C
1,1,1-Trichloroethane	ND	1.0	ug/L	1	01/13/23	MH	SW8260C
1,1,2,2-Tetrachloroethane	ND	0.50	ug/L	1	01/13/23	MH	SW8260C
1,1,2-Trichloroethane	ND	1.0	ug/L	1	01/13/23	MH	SW8260C
1,1-Dichloroethane	ND	1.0	ug/L	1	01/13/23	MH	SW8260C
1,1-Dichloroethene	ND	1.0	ug/L	1	01/13/23	MH	SW8260C
1,1-Dichloropropene	ND	1.0	ug/L	1	01/13/23	MH	SW8260C
1,2,3-Trichlorobenzene	ND	1.0	ug/L	1	01/13/23	MH	SW8260C
1,2,3-Trichloropropane	ND	1.0	ug/L	1	01/13/23	MH	SW8260C
1,2,4-Trichlorobenzene	ND	1.0	ug/L	1	01/13/23	MH	SW8260C
1,2,4-Trimethylbenzene	ND	1.0	ug/L	1	01/13/23	MH	SW8260C
1,2-Dibromo-3-chloropropane	ND	0.50	ug/L	1	01/13/23	MH	SW8260C
1,2-Dibromoethane	ND	0.25	ug/L	1	01/13/23	MH	SW8260C
1,2-Dichlorobenzene	ND	1.0	ug/L	1	01/13/23	MH	SW8260C
1,2-Dichloroethane	ND	0.60	ug/L	1	01/13/23	MH	SW8260C
1,2-Dichloropropane	ND	1.0	ug/L	1	01/13/23	MH	SW8260C
1,3,5-Trimethylbenzene	ND	1.0	ug/L	1	01/13/23	MH	SW8260C
1,3-Dichlorobenzene	ND	1.0	ug/L	1	01/13/23	MH	SW8260C
1,3-Dichloropropane	ND	1.0	ug/L	1	01/13/23	MH	SW8260C
1,4-Dichlorobenzene	ND	1.0	ug/L	1	01/13/23	MH	SW8260C
2,2-Dichloropropane	ND	1.0	ug/L	1	01/13/23	MH	SW8260C
2-Chlorotoluene	ND	1.0	ug/L	1	01/13/23	MH	SW8260C
2-Hexanone	ND	5.0	ug/L	1	01/13/23	MH	SW8260C
2-Isopropyltoluene	ND	1.0	ug/L	1	01/13/23	MH	SW8260C
4-Chlorotoluene	ND	1.0	ug/L	1	01/13/23	MH	SW8260C
4-Methyl-2-pentanone	ND	5.0	ug/L	1	01/13/23	MH	SW8260C
Acetone	ND	25	ug/L	1	01/13/23	MH	SW8260C
Acrylonitrile	ND	0.50	ug/L	1	01/13/23	MH	SW8260C
Benzene	ND	0.70	ug/L	1	01/13/23	MH	SW8260C
Bromobenzene	ND	1.0	ug/L	1	01/13/23	MH	SW8260C
Bromochloromethane	ND	1.0	ug/L	1	01/13/23	MH	SW8260C
Bromodichloromethane	ND	0.50	ug/L	1	01/13/23	MH	SW8260C
Bromoform	ND	1.0	ug/L	1	01/13/23	MH	SW8260C
Bromomethane	ND	1.0	ug/L	1	01/13/23	MH	SW8260C
Carbon Disulfide	ND	5.0	ug/L	1	01/13/23	MH	SW8260C
Carbon tetrachloride	ND	1.0	ug/L	1	01/13/23	MH	SW8260C
Chlorobenzene	ND	1.0	ug/L	1	01/13/23	MH	SW8260C
Chloroethane	ND	1.0	ug/L	1	01/13/23	MH	SW8260C
Chloroform	ND	1.0	ug/L	1	01/13/23	MH	SW8260C
Chloromethane	ND	1.0	ug/L	1	01/13/23	MH	SW8260C
cis-1,2-Dichloroethene	ND	1.0	ug/L	1	01/13/23	MH	SW8260C
cis-1,3-Dichloropropene	ND	0.40	ug/L	1	01/13/23	MH	SW8260C
Dibromochloromethane	ND	0.50	ug/L	1	01/13/23	MH	SW8260C
Dibromomethane	ND	1.0	ug/L	1	01/13/23	MH	SW8260C
Dichlorodifluoromethane	ND	1.0	ug/L	1	01/13/23	MH	SW8260C
Ethylbenzene	ND	1.0	ug/L	1	01/13/23	MH	SW8260C
Hexachlorobutadiene	ND	0.40	ug/L	1	01/13/23	MH	SW8260C
Isopropylbenzene	ND	1.0	ug/L	1	01/13/23	MH	SW8260C

Ver 1

Project ID: ROCKVILLE FMR MGP
Client ID: MW-44S

Phoenix I.D.: CN21991

Parameter	Result	RL/ PQL	Units	Dilution	Date/Time	By	Reference
m&p-Xylene	ND	1.0	ug/L	1	01/13/23	MH	SW8260C
Methyl ethyl ketone	ND	5.0	ug/L	1	01/13/23	MH	SW8260C
Methyl t-butyl ether (MTBE)	ND	1.0	ug/L	1	01/13/23	MH	SW8260C
Methylene chloride	ND	1.0	ug/L	1	01/13/23	MH	SW8260C
Naphthalene	ND	1.0	ug/L	1	01/13/23	MH	SW8260C
n-Butylbenzene	ND	1.0	ug/L	1	01/13/23	MH	SW8260C
n-Propylbenzene	ND	1.0	ug/L	1	01/13/23	MH	SW8260C
o-Xylene	ND	1.0	ug/L	1	01/13/23	MH	SW8260C
p-Isopropyltoluene	ND	1.0	ug/L	1	01/13/23	MH	SW8260C
sec-Butylbenzene	ND	1.0	ug/L	1	01/13/23	MH	SW8260C
Styrene	ND	1.0	ug/L	1	01/13/23	MH	SW8260C
tert-Butylbenzene	ND	1.0	ug/L	1	01/13/23	MH	SW8260C
Tetrachloroethene	ND	1.0	ug/L	1	01/13/23	MH	SW8260C
Tetrahydrofuran (THF)	ND	2.5	ug/L	1	01/13/23	MH	SW8260C
Toluene	ND	1.0	ug/L	1	01/13/23	MH	SW8260C
Total Xylenes	ND	1.0	ug/L	1	01/13/23	MH	SW8260C
trans-1,2-Dichloroethene	ND	1.0	ug/L	1	01/13/23	MH	SW8260C
trans-1,3-Dichloropropene	ND	0.40	ug/L	1	01/13/23	MH	SW8260C
trans-1,4-dichloro-2-butene	ND	5.0	ug/L	1	01/13/23	MH	SW8260C
Trichloroethene	ND	1.0	ug/L	1	01/13/23	MH	SW8260C
Trichlorofluoromethane	ND	1.0	ug/L	1	01/13/23	MH	SW8260C
Trichlorotrifluoroethane	ND	1.0	ug/L	1	01/13/23	MH	SW8260C
Vinyl chloride	ND	1.0	ug/L	1	01/13/23	MH	SW8260C
QA/QC Surrogates							
% 1,2-dichlorobenzene-d4	104		%	1	01/13/23	MH	70 - 130 %
% Bromofluorobenzene	94		%	1	01/13/23	MH	70 - 130 %
% Dibromofluoromethane	91		%	1	01/13/23	MH	70 - 130 %
% Toluene-d8	100		%	1	01/13/23	MH	70 - 130 %
Semivolatiles by SIM, PAH							
2-Methylnaphthalene	ND	0.49	ug/L	1	01/17/23	WB	SW8270D (SIM)
Acenaphthene	ND	0.49	ug/L	1	01/17/23	WB	SW8270D (SIM)
Acenaphthylene	ND	0.29	ug/L	1	01/17/23	WB	SW8270D (SIM)
Anthracene	ND	0.49	ug/L	1	01/17/23	WB	SW8270D (SIM)
Benz(a)anthracene	ND	0.05	ug/L	1	01/17/23	WB	SW8270D (SIM)
Benzo(a)pyrene	ND	0.20	ug/L	1	01/17/23	WB	SW8270D (SIM)
Benzo(b)fluoranthene	ND	0.07	ug/L	1	01/17/23	WB	SW8270D (SIM)
Benzo(ghi)perylene	ND	0.47	ug/L	1	01/17/23	WB	SW8270D (SIM)
Benzo(k)fluoranthene	ND	0.29	ug/L	1	01/17/23	WB	SW8270D (SIM)
Chrysene	ND	0.49	ug/L	1	01/17/23	WB	SW8270D (SIM)
Dibenz(a,h)anthracene	ND	0.10	ug/L	1	01/17/23	WB	SW8270D (SIM)
Fluoranthene	ND	0.49	ug/L	1	01/17/23	WB	SW8270D (SIM)
Fluorene	ND	0.49	ug/L	1	01/17/23	WB	SW8270D (SIM)
Indeno(1,2,3-cd)pyrene	ND	0.10	ug/L	1	01/17/23	WB	SW8270D (SIM)
Naphthalene	ND	0.49	ug/L	1	01/17/23	WB	SW8270D (SIM)
Phenanthrene	ND	0.06	ug/L	1	01/17/23	WB	SW8270D (SIM)
Pyrene	ND	0.49	ug/L	1	01/17/23	WB	SW8270D (SIM)
QA/QC Surrogates							
% 2-Fluorobiphenyl	75		%	1	01/17/23	WB	30 - 130 %
% Nitrobenzene-d5	87		%	1	01/17/23	WB	30 - 130 %

Ver 1

Project ID: ROCKVILLE FMR MGP
Client ID: MW-44S

Phoenix I.D.: CN21991

Parameter	Result	RL/ PQL	Units	Dilution	Date/Time	By	Reference
% Terphenyl-d14	76		%	1	01/17/23	WB	30 - 130 %

RL/PQL=Reporting/Practical Quantitation Level ND=Not Detected BRL=Below Reporting Level
QA/QC Surrogates: Surrogates are compounds (preceeded with a %) added by the lab to determine analysis efficiency. Surrogate results(%) listed in the report are not "detected" compounds.

Comments:

If you are the client above and have any questions concerning this testing, please do not hesitate to contact Phoenix Client Services at ext.200.
The contents of this report cannot be discussed with anyone other than the client listed above without their written consent.



Phyllis Shiller, Laboratory Director
January 23, 2023
Reviewed and Released by: Ethan Lee, Project Manager

Environmental Laboratories, Inc.
587 East Middle Turnpike, P.O.Box 370, Manchester, CT 06045
Tel. (860) 645-1102 Fax (860) 645-0823

Analysis Report

January 23, 2023

FOR: Attn: Jeffrey Holden
GEI Consultants
455 Winding Brook Drive
Suite 201
Glastonbury, CT 06033

Sample Information		Custody Information		Date	Time
Matrix:	GROUND WATER	Collected by:		01/11/23	9:20
Location Code:	GEI-EVER	Received by:	CP	01/12/23	11:00
Rush Request:	Standard	Analyzed by:	see "By" below		
P.O.#:	2200138-1.4				

Laboratory Data

SDG ID: GCN21991
Phoenix ID: CN21992

Project ID: ROCKVILLE FMR MGP
Client ID: MW-44M

Parameter	Result	RL/ PQL	Units	Dilution	Date/Time	By	Reference
Silver	< 0.001	0.001	mg/L	1	01/17/23	TH	SW6010D
Arsenic	< 0.004	0.004	mg/L	1	01/17/23	TH	SW6010D
Barium	0.060	0.002	mg/L	1	01/17/23	TH	SW6010D
Beryllium	< 0.001	0.001	mg/L	1	01/17/23	TH	SW6010D
Cadmium	< 0.001	0.001	mg/L	1	01/17/23	TH	SW6010D
Chromium	0.012	0.001	mg/L	1	01/17/23	TH	SW6010D
Copper	0.010	0.005	mg/L	1	01/17/23	TH	SW6010D
Mercury	< 0.0002	0.0002	mg/L	1	01/13/23	AL1	SW7470A
Nickel	0.008	0.001	mg/L	1	01/17/23	TH	SW6010D
Lead	0.004	0.001	mg/L	1	01/17/23	TH	SW6010D
Antimony	< 0.005	0.005	mg/L	1	01/17/23	TH	SW6010D
Selenium	< 0.010	0.010	mg/L	1	01/17/23	TH	SW6010D
Thallium	< 0.0005	0.0005	mg/L	5	01/13/23	CPP	SW6020B
Vanadium	0.013	0.002	mg/L	1	01/17/23	TH	SW6010D
Zinc	0.024	0.004	mg/L	1	01/17/23	TH	SW6010D
Total Cyanide	< 0.010	0.010	mg/L	1	01/18/23	CL/GD	SW9010C/SW9012B
Client MS/MSD	Completed				01/17/23		
Extraction of ETPH	Completed				01/12/23	X/AL	SW3510C/SW3520C
Mercury Digestion	Completed				01/13/23	AB/AB	SW7470A
Semi-Volatile Extraction	Completed				01/16/23	X/AL	SW3520C
Total Metals Digestion	Completed				01/12/23	AG	
Total Metals Digestion MS	Completed				01/12/23	AG	

TPH by GC (Extractable Products)

Ext. Petroleum H.C. (C9-C36)	ND	0.067	mg/L	1	01/14/23	JRB	CTETPH
Identification	ND		mg/L	1	01/14/23	JRB	CTETPH

QA/QC Surrogates

Ver 1

Project ID: ROCKVILLE FMR MGP
Client ID: MW-44M

Phoenix I.D.: CN21992

Parameter	Result	RL/ PQL	Units	Dilution	Date/Time	By	Reference
% Terphenyl (surr)	72		%	1	01/14/23	JRB	50 - 150 %
Volatiles							
1,1,1,2-Tetrachloroethane	ND	1.0	ug/L	1	01/13/23	MH	SW8260C
1,1,1-Trichloroethane	ND	1.0	ug/L	1	01/13/23	MH	SW8260C
1,1,2,2-Tetrachloroethane	ND	0.50	ug/L	1	01/13/23	MH	SW8260C
1,1,2-Trichloroethane	ND	1.0	ug/L	1	01/13/23	MH	SW8260C
1,1-Dichloroethane	ND	1.0	ug/L	1	01/13/23	MH	SW8260C
1,1-Dichloroethene	ND	1.0	ug/L	1	01/13/23	MH	SW8260C
1,1-Dichloropropene	ND	1.0	ug/L	1	01/13/23	MH	SW8260C
1,2,3-Trichlorobenzene	ND	1.0	ug/L	1	01/13/23	MH	SW8260C
1,2,3-Trichloropropane	ND	1.0	ug/L	1	01/13/23	MH	SW8260C
1,2,4-Trichlorobenzene	ND	1.0	ug/L	1	01/13/23	MH	SW8260C
1,2,4-Trimethylbenzene	ND	1.0	ug/L	1	01/13/23	MH	SW8260C
1,2-Dibromo-3-chloropropane	ND	0.50	ug/L	1	01/13/23	MH	SW8260C
1,2-Dibromoethane	ND	0.25	ug/L	1	01/13/23	MH	SW8260C
1,2-Dichlorobenzene	ND	1.0	ug/L	1	01/13/23	MH	SW8260C
1,2-Dichloroethane	ND	0.60	ug/L	1	01/13/23	MH	SW8260C
1,2-Dichloropropane	ND	1.0	ug/L	1	01/13/23	MH	SW8260C
1,3,5-Trimethylbenzene	ND	1.0	ug/L	1	01/13/23	MH	SW8260C
1,3-Dichlorobenzene	ND	1.0	ug/L	1	01/13/23	MH	SW8260C
1,3-Dichloropropane	ND	1.0	ug/L	1	01/13/23	MH	SW8260C
1,4-Dichlorobenzene	ND	1.0	ug/L	1	01/13/23	MH	SW8260C
2,2-Dichloropropane	ND	1.0	ug/L	1	01/13/23	MH	SW8260C
2-Chlorotoluene	ND	1.0	ug/L	1	01/13/23	MH	SW8260C
2-Hexanone	ND	5.0	ug/L	1	01/13/23	MH	SW8260C
2-Isopropyltoluene	ND	1.0	ug/L	1	01/13/23	MH	SW8260C
4-Chlorotoluene	ND	1.0	ug/L	1	01/13/23	MH	SW8260C
4-Methyl-2-pentanone	ND	5.0	ug/L	1	01/13/23	MH	SW8260C
Acetone	ND	25	ug/L	1	01/13/23	MH	SW8260C
Acrylonitrile	ND	0.50	ug/L	1	01/13/23	MH	SW8260C
Benzene	ND	0.70	ug/L	1	01/13/23	MH	SW8260C
Bromobenzene	ND	1.0	ug/L	1	01/13/23	MH	SW8260C
Bromochloromethane	ND	1.0	ug/L	1	01/13/23	MH	SW8260C
Bromodichloromethane	ND	0.50	ug/L	1	01/13/23	MH	SW8260C
Bromoform	ND	1.0	ug/L	1	01/13/23	MH	SW8260C
Bromomethane	ND	1.0	ug/L	1	01/13/23	MH	SW8260C
Carbon Disulfide	ND	5.0	ug/L	1	01/13/23	MH	SW8260C
Carbon tetrachloride	ND	1.0	ug/L	1	01/13/23	MH	SW8260C
Chlorobenzene	ND	1.0	ug/L	1	01/13/23	MH	SW8260C
Chloroethane	ND	1.0	ug/L	1	01/13/23	MH	SW8260C
Chloroform	ND	1.0	ug/L	1	01/13/23	MH	SW8260C
Chloromethane	ND	1.0	ug/L	1	01/13/23	MH	SW8260C
cis-1,2-Dichloroethene	ND	1.0	ug/L	1	01/13/23	MH	SW8260C
cis-1,3-Dichloropropene	ND	0.40	ug/L	1	01/13/23	MH	SW8260C
Dibromochloromethane	ND	0.50	ug/L	1	01/13/23	MH	SW8260C
Dibromomethane	ND	1.0	ug/L	1	01/13/23	MH	SW8260C
Dichlorodifluoromethane	ND	1.0	ug/L	1	01/13/23	MH	SW8260C
Ethylbenzene	ND	1.0	ug/L	1	01/13/23	MH	SW8260C
Hexachlorobutadiene	ND	0.40	ug/L	1	01/13/23	MH	SW8260C

Ver 1

Project ID: ROCKVILLE FMR MGP
Client ID: MW-44M

Phoenix I.D.: CN21992

Parameter	Result	RL/ PQL	Units	Dilution	Date/Time	By	Reference
Isopropylbenzene	ND	1.0	ug/L	1	01/13/23	MH	SW8260C
m&p-Xylene	ND	1.0	ug/L	1	01/13/23	MH	SW8260C
Methyl ethyl ketone	ND	5.0	ug/L	1	01/13/23	MH	SW8260C
Methyl t-butyl ether (MTBE)	ND	1.0	ug/L	1	01/13/23	MH	SW8260C
Methylene chloride	ND	1.0	ug/L	1	01/13/23	MH	SW8260C
Naphthalene	ND	1.0	ug/L	1	01/13/23	MH	SW8260C
n-Butylbenzene	ND	1.0	ug/L	1	01/13/23	MH	SW8260C
n-Propylbenzene	ND	1.0	ug/L	1	01/13/23	MH	SW8260C
o-Xylene	ND	1.0	ug/L	1	01/13/23	MH	SW8260C
p-Isopropyltoluene	ND	1.0	ug/L	1	01/13/23	MH	SW8260C
sec-Butylbenzene	ND	1.0	ug/L	1	01/13/23	MH	SW8260C
Styrene	ND	1.0	ug/L	1	01/13/23	MH	SW8260C
tert-Butylbenzene	ND	1.0	ug/L	1	01/13/23	MH	SW8260C
Tetrachloroethene	ND	1.0	ug/L	1	01/13/23	MH	SW8260C
Tetrahydrofuran (THF)	ND	2.5	ug/L	1	01/13/23	MH	SW8260C
Toluene	ND	1.0	ug/L	1	01/13/23	MH	SW8260C
Total Xylenes	ND	1.0	ug/L	1	01/13/23	MH	SW8260C
trans-1,2-Dichloroethene	ND	1.0	ug/L	1	01/13/23	MH	SW8260C
trans-1,3-Dichloropropene	ND	0.40	ug/L	1	01/13/23	MH	SW8260C
trans-1,4-dichloro-2-butene	ND	5.0	ug/L	1	01/13/23	MH	SW8260C
Trichloroethene	ND	1.0	ug/L	1	01/13/23	MH	SW8260C
Trichlorofluoromethane	ND	1.0	ug/L	1	01/13/23	MH	SW8260C
Trichlorotrifluoroethane	ND	1.0	ug/L	1	01/13/23	MH	SW8260C
Vinyl chloride	ND	1.0	ug/L	1	01/13/23	MH	SW8260C
QA/QC Surrogates							
% 1,2-dichlorobenzene-d4	106		%	1	01/13/23	MH	70 - 130 %
% Bromofluorobenzene	93		%	1	01/13/23	MH	70 - 130 %
% Dibromofluoromethane	91		%	1	01/13/23	MH	70 - 130 %
% Toluene-d8	101		%	1	01/13/23	MH	70 - 130 %
Semivolatiles by SIM, PAH							
2-Methylnaphthalene	ND	0.48	ug/L	1	01/17/23	WB	SW8270D (SIM)
Acenaphthene	ND	0.48	ug/L	1	01/17/23	WB	SW8270D (SIM)
Acenaphthylene	ND	0.29	ug/L	1	01/17/23	WB	SW8270D (SIM)
Anthracene	ND	0.48	ug/L	1	01/17/23	WB	SW8270D (SIM)
Benz(a)anthracene	ND	0.05	ug/L	1	01/17/23	WB	SW8270D (SIM)
Benzo(a)pyrene	ND	0.19	ug/L	1	01/17/23	WB	SW8270D (SIM)
Benzo(b)fluoranthene	ND	0.07	ug/L	1	01/17/23	WB	SW8270D (SIM)
Benzo(ghi)perylene	ND	0.46	ug/L	1	01/17/23	WB	SW8270D (SIM)
Benzo(k)fluoranthene	ND	0.29	ug/L	1	01/17/23	WB	SW8270D (SIM)
Chrysene	ND	0.48	ug/L	1	01/17/23	WB	SW8270D (SIM)
Dibenz(a,h)anthracene	ND	0.10	ug/L	1	01/17/23	WB	SW8270D (SIM)
Fluoranthene	ND	0.48	ug/L	1	01/17/23	WB	SW8270D (SIM)
Fluorene	ND	0.48	ug/L	1	01/17/23	WB	SW8270D (SIM)
Indeno(1,2,3-cd)pyrene	ND	0.10	ug/L	1	01/17/23	WB	SW8270D (SIM)
Naphthalene	ND	0.48	ug/L	1	01/17/23	WB	SW8270D (SIM)
Phenanthrene	ND	0.06	ug/L	1	01/17/23	WB	SW8270D (SIM)
Pyrene	ND	0.48	ug/L	1	01/17/23	WB	SW8270D (SIM)
QA/QC Surrogates							
% 2-Fluorobiphenyl	75		%	1	01/17/23	WB	30 - 130 %

Ver 1

Project ID: ROCKVILLE FMR MGP
Client ID: MW-44M

Phoenix I.D.: CN21992

Parameter	Result	RL/ PQL	Units	Dilution	Date/Time	By	Reference
% Nitrobenzene-d5	83		%	1	01/17/23	WB	30 - 130 %
% Terphenyl-d14	54		%	1	01/17/23	WB	30 - 130 %

RL/PQL=Reporting/Practical Quantitation Level ND=Not Detected BRL=Below Reporting Level
QA/QC Surrogates: Surrogates are compounds (preceeded with a %) added by the lab to determine analysis efficiency. Surrogate results(%) listed in the report are not "detected" compounds.

Comments:

If you are the client above and have any questions concerning this testing, please do not hesitate to contact Phoenix Client Services at ext.200.
The contents of this report cannot be discussed with anyone other than the client listed above without their written consent.

Phyllis Shiller, Laboratory Director
January 23, 2023
Reviewed and Released by: Ethan Lee, Project Manager

Environmental Laboratories, Inc.
587 East Middle Turnpike, P.O.Box 370, Manchester, CT 06045
Tel. (860) 645-1102 Fax (860) 645-0823

Analysis Report

January 23, 2023

FOR: Attn: Jeffrey Holden
GEI Consultants
455 Winding Brook Drive
Suite 201
Glastonbury, CT 06033

Sample Information		Custody Information		Date	Time
Matrix:	GROUND WATER	Collected by:		01/11/23	12:55
Location Code:	GEI-EVER	Received by:	CP	01/12/23	11:00
Rush Request:	Standard	Analyzed by:	see "By" below		
P.O.#:	2200138-1.4				

Laboratory Data

SDG ID: GCN21991
Phoenix ID: CN21993

Project ID: ROCKVILLE FMR MGP
Client ID: MW-43M

Parameter	Result	RL/ PQL	Units	Dilution	Date/Time	By	Reference
Silver	< 0.001	0.001	mg/L	1	01/17/23	TH	SW6010D
Arsenic	< 0.004	0.004	mg/L	1	01/17/23	TH	SW6010D
Barium	0.365	0.002	mg/L	1	01/17/23	TH	SW6010D
Beryllium	< 0.001	0.001	mg/L	1	01/17/23	TH	SW6010D
Cadmium	< 0.001	0.001	mg/L	1	01/17/23	TH	SW6010D
Chromium	0.012	0.001	mg/L	1	01/17/23	TH	SW6010D
Copper	0.012	0.005	mg/L	1	01/17/23	TH	SW6010D
Mercury	< 0.0002	0.0002	mg/L	1	01/13/23	AL1	SW7470A
Nickel	0.012	0.001	mg/L	1	01/17/23	TH	SW6010D
Lead	0.006	0.001	mg/L	1	01/17/23	TH	SW6010D
Antimony	< 0.005	0.005	mg/L	1	01/17/23	TH	SW6010D
Selenium	< 0.010	0.010	mg/L	1	01/17/23	TH	SW6010D
Thallium	< 0.0005	0.0005	mg/L	5	01/13/23	CPP	SW6020B
Vanadium	0.012	0.002	mg/L	1	01/17/23	TH	SW6010D
Zinc	0.041	0.004	mg/L	1	01/17/23	TH	SW6010D
Total Cyanide	< 0.010	0.010	mg/L	1	01/18/23	CL/GD	SW9010C/SW9012B
Extraction of ETPH	Completed				01/12/23	X/AL	SW3510C/SW3520C
Mercury Digestion	Completed				01/13/23	AB/AB	SW7470A
Semi-Volatile Extraction	Completed				01/16/23	X/AL	SW3520C
Total Metals Digestion	Completed				01/12/23	AG	
Total Metals Digestion MS	Completed				01/12/23	AG	
TPH by GC (Extractable Products)							
Ext. Petroleum H.C. (C9-C36)	ND	0.069	mg/L	1	01/14/23	JRB	CTETPH
Identification	ND		mg/L	1	01/14/23	JRB	CTETPH
QA/QC Surrogates							
% Terphenyl (surr)	80		%	1	01/14/23	JRB	50 - 150 %

Ver 1

Project ID: ROCKVILLE FMR MGP
Client ID: MW-43M

Phoenix I.D.: CN21993

Parameter	Result	RL/ PQL	Units	Dilution	Date/Time	By	Reference
Volatiles							
1,1,1,2-Tetrachloroethane	ND	1.0	ug/L	1	01/13/23	MH	SW8260C
1,1,1-Trichloroethane	ND	1.0	ug/L	1	01/13/23	MH	SW8260C
1,1,2,2-Tetrachloroethane	ND	0.50	ug/L	1	01/13/23	MH	SW8260C
1,1,2-Trichloroethane	ND	1.0	ug/L	1	01/13/23	MH	SW8260C
1,1-Dichloroethane	ND	1.0	ug/L	1	01/13/23	MH	SW8260C
1,1-Dichloroethene	ND	1.0	ug/L	1	01/13/23	MH	SW8260C
1,1-Dichloropropene	ND	1.0	ug/L	1	01/13/23	MH	SW8260C
1,2,3-Trichlorobenzene	ND	1.0	ug/L	1	01/13/23	MH	SW8260C
1,2,3-Trichloropropane	ND	1.0	ug/L	1	01/13/23	MH	SW8260C
1,2,4-Trichlorobenzene	ND	1.0	ug/L	1	01/13/23	MH	SW8260C
1,2,4-Trimethylbenzene	ND	1.0	ug/L	1	01/13/23	MH	SW8260C
1,2-Dibromo-3-chloropropane	ND	0.50	ug/L	1	01/13/23	MH	SW8260C
1,2-Dibromoethane	ND	0.25	ug/L	1	01/13/23	MH	SW8260C
1,2-Dichlorobenzene	ND	1.0	ug/L	1	01/13/23	MH	SW8260C
1,2-Dichloroethane	ND	0.60	ug/L	1	01/13/23	MH	SW8260C
1,2-Dichloropropane	ND	1.0	ug/L	1	01/13/23	MH	SW8260C
1,3,5-Trimethylbenzene	ND	1.0	ug/L	1	01/13/23	MH	SW8260C
1,3-Dichlorobenzene	ND	1.0	ug/L	1	01/13/23	MH	SW8260C
1,3-Dichloropropane	ND	1.0	ug/L	1	01/13/23	MH	SW8260C
1,4-Dichlorobenzene	ND	1.0	ug/L	1	01/13/23	MH	SW8260C
2,2-Dichloropropane	ND	1.0	ug/L	1	01/13/23	MH	SW8260C
2-Chlorotoluene	ND	1.0	ug/L	1	01/13/23	MH	SW8260C
2-Hexanone	ND	5.0	ug/L	1	01/13/23	MH	SW8260C
2-Isopropyltoluene	ND	1.0	ug/L	1	01/13/23	MH	SW8260C
4-Chlorotoluene	ND	1.0	ug/L	1	01/13/23	MH	SW8260C
4-Methyl-2-pentanone	ND	5.0	ug/L	1	01/13/23	MH	SW8260C
Acetone	ND	25	ug/L	1	01/13/23	MH	SW8260C
Acrylonitrile	ND	0.50	ug/L	1	01/13/23	MH	SW8260C
Benzene	ND	0.70	ug/L	1	01/13/23	MH	SW8260C
Bromobenzene	ND	1.0	ug/L	1	01/13/23	MH	SW8260C
Bromochloromethane	ND	1.0	ug/L	1	01/13/23	MH	SW8260C
Bromodichloromethane	ND	0.50	ug/L	1	01/13/23	MH	SW8260C
Bromoform	ND	1.0	ug/L	1	01/13/23	MH	SW8260C
Bromomethane	ND	1.0	ug/L	1	01/13/23	MH	SW8260C
Carbon Disulfide	ND	5.0	ug/L	1	01/13/23	MH	SW8260C
Carbon tetrachloride	ND	1.0	ug/L	1	01/13/23	MH	SW8260C
Chlorobenzene	ND	1.0	ug/L	1	01/13/23	MH	SW8260C
Chloroethane	ND	1.0	ug/L	1	01/13/23	MH	SW8260C
Chloroform	ND	1.0	ug/L	1	01/13/23	MH	SW8260C
Chloromethane	ND	1.0	ug/L	1	01/13/23	MH	SW8260C
cis-1,2-Dichloroethene	ND	1.0	ug/L	1	01/13/23	MH	SW8260C
cis-1,3-Dichloropropene	ND	0.40	ug/L	1	01/13/23	MH	SW8260C
Dibromochloromethane	ND	0.50	ug/L	1	01/13/23	MH	SW8260C
Dibromomethane	ND	1.0	ug/L	1	01/13/23	MH	SW8260C
Dichlorodifluoromethane	ND	1.0	ug/L	1	01/13/23	MH	SW8260C
Ethylbenzene	ND	1.0	ug/L	1	01/13/23	MH	SW8260C
Hexachlorobutadiene	ND	0.40	ug/L	1	01/13/23	MH	SW8260C
Isopropylbenzene	ND	1.0	ug/L	1	01/13/23	MH	SW8260C

Ver 1

Project ID: ROCKVILLE FMR MGP
Client ID: MW-43M
Phoenix I.D.: CN21993

Parameter	Result	RL/ PQL	Units	Dilution	Date/Time	By	Reference
m&p-Xylene	ND	1.0	ug/L	1	01/13/23	MH	SW8260C
Methyl ethyl ketone	ND	5.0	ug/L	1	01/13/23	MH	SW8260C
Methyl t-butyl ether (MTBE)	ND	1.0	ug/L	1	01/13/23	MH	SW8260C
Methylene chloride	ND	1.0	ug/L	1	01/13/23	MH	SW8260C
Naphthalene	ND	1.0	ug/L	1	01/13/23	MH	SW8260C
n-Butylbenzene	ND	1.0	ug/L	1	01/13/23	MH	SW8260C
n-Propylbenzene	ND	1.0	ug/L	1	01/13/23	MH	SW8260C
o-Xylene	ND	1.0	ug/L	1	01/13/23	MH	SW8260C
p-Isopropyltoluene	ND	1.0	ug/L	1	01/13/23	MH	SW8260C
sec-Butylbenzene	ND	1.0	ug/L	1	01/13/23	MH	SW8260C
Styrene	ND	1.0	ug/L	1	01/13/23	MH	SW8260C
tert-Butylbenzene	ND	1.0	ug/L	1	01/13/23	MH	SW8260C
Tetrachloroethene	ND	1.0	ug/L	1	01/13/23	MH	SW8260C
Tetrahydrofuran (THF)	ND	2.5	ug/L	1	01/13/23	MH	SW8260C
Toluene	ND	1.0	ug/L	1	01/13/23	MH	SW8260C
Total Xylenes	ND	1.0	ug/L	1	01/13/23	MH	SW8260C
trans-1,2-Dichloroethene	ND	1.0	ug/L	1	01/13/23	MH	SW8260C
trans-1,3-Dichloropropene	ND	0.40	ug/L	1	01/13/23	MH	SW8260C
trans-1,4-dichloro-2-butene	ND	5.0	ug/L	1	01/13/23	MH	SW8260C
Trichloroethene	ND	1.0	ug/L	1	01/13/23	MH	SW8260C
Trichlorofluoromethane	ND	1.0	ug/L	1	01/13/23	MH	SW8260C
Trichlorotrifluoroethane	ND	1.0	ug/L	1	01/13/23	MH	SW8260C
Vinyl chloride	ND	1.0	ug/L	1	01/13/23	MH	SW8260C
QA/QC Surrogates							
% 1,2-dichlorobenzene-d4	106		%	1	01/13/23	MH	70 - 130 %
% Bromofluorobenzene	92		%	1	01/13/23	MH	70 - 130 %
% Dibromofluoromethane	93		%	1	01/13/23	MH	70 - 130 %
% Toluene-d8	100		%	1	01/13/23	MH	70 - 130 %
Semivolatiles by SIM, PAH							
2-Methylnaphthalene	ND	0.47	ug/L	1	01/17/23	WB	SW8270D (SIM)
Acenaphthene	ND	0.47	ug/L	1	01/17/23	WB	SW8270D (SIM)
Acenaphthylene	ND	0.28	ug/L	1	01/17/23	WB	SW8270D (SIM)
Anthracene	ND	0.47	ug/L	1	01/17/23	WB	SW8270D (SIM)
Benz(a)anthracene	ND	0.05	ug/L	1	01/17/23	WB	SW8270D (SIM)
Benzo(a)pyrene	ND	0.19	ug/L	1	01/17/23	WB	SW8270D (SIM)
Benzo(b)fluoranthene	ND	0.07	ug/L	1	01/17/23	WB	SW8270D (SIM)
Benzo(ghi)perylene	ND	0.45	ug/L	1	01/17/23	WB	SW8270D (SIM)
Benzo(k)fluoranthene	ND	0.28	ug/L	1	01/17/23	WB	SW8270D (SIM)
Chrysene	ND	0.47	ug/L	1	01/17/23	WB	SW8270D (SIM)
Dibenz(a,h)anthracene	ND	0.09	ug/L	1	01/17/23	WB	SW8270D (SIM)
Fluoranthene	ND	0.47	ug/L	1	01/17/23	WB	SW8270D (SIM)
Fluorene	ND	0.47	ug/L	1	01/17/23	WB	SW8270D (SIM)
Indeno(1,2,3-cd)pyrene	ND	0.09	ug/L	1	01/17/23	WB	SW8270D (SIM)
Naphthalene	ND	0.47	ug/L	1	01/17/23	WB	SW8270D (SIM)
Phenanthrene	ND	0.06	ug/L	1	01/17/23	WB	SW8270D (SIM)
Pyrene	ND	0.47	ug/L	1	01/17/23	WB	SW8270D (SIM)
QA/QC Surrogates							
% 2-Fluorobiphenyl	77		%	1	01/17/23	WB	30 - 130 %
% Nitrobenzene-d5	87		%	1	01/17/23	WB	30 - 130 %

Ver 1

Project ID: ROCKVILLE FMR MGP
Client ID: MW-43M

Phoenix I.D.: CN21993

Parameter	Result	RL/ PQL	Units	Dilution	Date/Time	By	Reference
% Terphenyl-d14	72		%	1	01/17/23	WB	30 - 130 %

RL/PQL=Reporting/Practical Quantitation Level ND=Not Detected BRL=Below Reporting Level
QA/QC Surrogates: Surrogates are compounds (preceeded with a %) added by the lab to determine analysis efficiency. Surrogate results(%) listed in the report are not "detected" compounds.

Comments:

If you are the client above and have any questions concerning this testing, please do not hesitate to contact Phoenix Client Services at ext.200.
The contents of this report cannot be discussed with anyone other than the client listed above without their written consent.



Phyllis Shiller, Laboratory Director
January 23, 2023
Reviewed and Released by: Ethan Lee, Project Manager

Environmental Laboratories, Inc.
587 East Middle Turnpike, P.O.Box 370, Manchester, CT 06045
Tel. (860) 645-1102 Fax (860) 645-0823

Analysis Report

January 23, 2023

FOR: Attn: Jeffrey Holden
GEI Consultants
455 Winding Brook Drive
Suite 201
Glastonbury, CT 06033

Sample Information		Custody Information		Date	Time
Matrix:	GROUND WATER	Collected by:		01/11/23	13:05
Location Code:	GEI-EVER	Received by:	CP	01/12/23	11:00
Rush Request:	Standard	Analyzed by:	see "By" below		
P.O.#:	2200138-1.4				

Laboratory Data

SDG ID: GCN21991
Phoenix ID: CN21994

Project ID: ROCKVILLE FMR MGP
Client ID: MW-43S

Parameter	Result	RL/ PQL	Units	Dilution	Date/Time	By	Reference
Silver	< 0.001	0.001	mg/L	1	01/17/23	TH	SW6010D
Arsenic	< 0.004	0.004	mg/L	1	01/17/23	TH	SW6010D
Barium	0.211	0.002	mg/L	1	01/17/23	TH	SW6010D
Beryllium	< 0.001	0.001	mg/L	1	01/17/23	TH	SW6010D
Cadmium	< 0.001	0.001	mg/L	1	01/17/23	TH	SW6010D
Chromium	< 0.001	0.001	mg/L	1	01/17/23	TH	SW6010D
Copper	< 0.005	0.005	mg/L	1	01/17/23	TH	SW6010D
Mercury	< 0.0002	0.0002	mg/L	1	01/13/23	AL1	SW7470A
Nickel	< 0.001	0.001	mg/L	1	01/17/23	TH	SW6010D
Lead	< 0.001	0.001	mg/L	1	01/17/23	TH	SW6010D
Antimony	< 0.005	0.005	mg/L	1	01/17/23	TH	SW6010D
Selenium	< 0.010	0.010	mg/L	1	01/17/23	TH	SW6010D
Thallium	< 0.0005	0.0005	mg/L	5	01/13/23	CPP	SW6020B
Vanadium	< 0.002	0.002	mg/L	1	01/17/23	TH	SW6010D
Zinc	< 0.004	0.004	mg/L	1	01/17/23	TH	SW6010D
Total Cyanide	< 0.010	0.010	mg/L	1	01/18/23	CL/GD	SW9010C/SW9012B
Extraction of ETPH	Completed				01/12/23	X/AL	SW3510C/SW3520C
Mercury Digestion	Completed				01/13/23	AB/AB	SW7470A
Semi-Volatile Extraction	Completed				01/16/23	X/AL	SW3520C
Total Metals Digestion	Completed				01/12/23	AG	
Total Metals Digestion MS	Completed				01/12/23	AG	
TPH by GC (Extractable Products)							
Ext. Petroleum H.C. (C9-C36)	ND	0.067	mg/L	1	01/14/23	JRB	CTETPH
Identification	ND		mg/L	1	01/14/23	JRB	CTETPH
QA/QC Surrogates							
% Terphenyl (surr)	84		%	1	01/14/23	JRB	50 - 150 %

Ver 1

Project ID: ROCKVILLE FMR MGP
Client ID: MW-43S

Phoenix I.D.: CN21994

Parameter	Result	RL/ PQL	Units	Dilution	Date/Time	By	Reference
Volatiles							
1,1,1,2-Tetrachloroethane	ND	1.0	ug/L	1	01/13/23	MH	SW8260C
1,1,1-Trichloroethane	ND	1.0	ug/L	1	01/13/23	MH	SW8260C
1,1,2,2-Tetrachloroethane	ND	0.50	ug/L	1	01/13/23	MH	SW8260C
1,1,2-Trichloroethane	ND	1.0	ug/L	1	01/13/23	MH	SW8260C
1,1-Dichloroethane	ND	1.0	ug/L	1	01/13/23	MH	SW8260C
1,1-Dichloroethene	ND	1.0	ug/L	1	01/13/23	MH	SW8260C
1,1-Dichloropropene	ND	1.0	ug/L	1	01/13/23	MH	SW8260C
1,2,3-Trichlorobenzene	ND	1.0	ug/L	1	01/13/23	MH	SW8260C
1,2,3-Trichloropropane	ND	1.0	ug/L	1	01/13/23	MH	SW8260C
1,2,4-Trichlorobenzene	ND	1.0	ug/L	1	01/13/23	MH	SW8260C
1,2,4-Trimethylbenzene	ND	1.0	ug/L	1	01/13/23	MH	SW8260C
1,2-Dibromo-3-chloropropane	ND	0.50	ug/L	1	01/13/23	MH	SW8260C
1,2-Dibromoethane	ND	0.25	ug/L	1	01/13/23	MH	SW8260C
1,2-Dichlorobenzene	ND	1.0	ug/L	1	01/13/23	MH	SW8260C
1,2-Dichloroethane	ND	0.60	ug/L	1	01/13/23	MH	SW8260C
1,2-Dichloropropane	ND	1.0	ug/L	1	01/13/23	MH	SW8260C
1,3,5-Trimethylbenzene	ND	1.0	ug/L	1	01/13/23	MH	SW8260C
1,3-Dichlorobenzene	ND	1.0	ug/L	1	01/13/23	MH	SW8260C
1,3-Dichloropropane	ND	1.0	ug/L	1	01/13/23	MH	SW8260C
1,4-Dichlorobenzene	ND	1.0	ug/L	1	01/13/23	MH	SW8260C
2,2-Dichloropropane	ND	1.0	ug/L	1	01/13/23	MH	SW8260C
2-Chlorotoluene	ND	1.0	ug/L	1	01/13/23	MH	SW8260C
2-Hexanone	ND	5.0	ug/L	1	01/13/23	MH	SW8260C
2-Isopropyltoluene	ND	1.0	ug/L	1	01/13/23	MH	SW8260C
4-Chlorotoluene	ND	1.0	ug/L	1	01/13/23	MH	SW8260C
4-Methyl-2-pentanone	ND	5.0	ug/L	1	01/13/23	MH	SW8260C
Acetone	ND	25	ug/L	1	01/13/23	MH	SW8260C
Acrylonitrile	ND	0.50	ug/L	1	01/13/23	MH	SW8260C
Benzene	ND	0.70	ug/L	1	01/13/23	MH	SW8260C
Bromobenzene	ND	1.0	ug/L	1	01/13/23	MH	SW8260C
Bromochloromethane	ND	1.0	ug/L	1	01/13/23	MH	SW8260C
Bromodichloromethane	ND	0.50	ug/L	1	01/13/23	MH	SW8260C
Bromoform	ND	1.0	ug/L	1	01/13/23	MH	SW8260C
Bromomethane	ND	1.0	ug/L	1	01/13/23	MH	SW8260C
Carbon Disulfide	ND	5.0	ug/L	1	01/13/23	MH	SW8260C
Carbon tetrachloride	ND	1.0	ug/L	1	01/13/23	MH	SW8260C
Chlorobenzene	ND	1.0	ug/L	1	01/13/23	MH	SW8260C
Chloroethane	ND	1.0	ug/L	1	01/13/23	MH	SW8260C
Chloroform	ND	1.0	ug/L	1	01/13/23	MH	SW8260C
Chloromethane	ND	1.0	ug/L	1	01/13/23	MH	SW8260C
cis-1,2-Dichloroethene	ND	1.0	ug/L	1	01/13/23	MH	SW8260C
cis-1,3-Dichloropropene	ND	0.40	ug/L	1	01/13/23	MH	SW8260C
Dibromochloromethane	ND	0.50	ug/L	1	01/13/23	MH	SW8260C
Dibromomethane	ND	1.0	ug/L	1	01/13/23	MH	SW8260C
Dichlorodifluoromethane	ND	1.0	ug/L	1	01/13/23	MH	SW8260C
Ethylbenzene	ND	1.0	ug/L	1	01/13/23	MH	SW8260C
Hexachlorobutadiene	ND	0.40	ug/L	1	01/13/23	MH	SW8260C
Isopropylbenzene	ND	1.0	ug/L	1	01/13/23	MH	SW8260C

Ver 1

Project ID: ROCKVILLE FMR MGP
Client ID: MW-43S
Phoenix I.D.: CN21994

Parameter	Result	RL/ PQL	Units	Dilution	Date/Time	By	Reference
m&p-Xylene	ND	1.0	ug/L	1	01/13/23	MH	SW8260C
Methyl ethyl ketone	ND	5.0	ug/L	1	01/13/23	MH	SW8260C
Methyl t-butyl ether (MTBE)	ND	1.0	ug/L	1	01/13/23	MH	SW8260C
Methylene chloride	ND	1.0	ug/L	1	01/13/23	MH	SW8260C
Naphthalene	ND	1.0	ug/L	1	01/13/23	MH	SW8260C
n-Butylbenzene	ND	1.0	ug/L	1	01/13/23	MH	SW8260C
n-Propylbenzene	ND	1.0	ug/L	1	01/13/23	MH	SW8260C
o-Xylene	ND	1.0	ug/L	1	01/13/23	MH	SW8260C
p-Isopropyltoluene	ND	1.0	ug/L	1	01/13/23	MH	SW8260C
sec-Butylbenzene	ND	1.0	ug/L	1	01/13/23	MH	SW8260C
Styrene	ND	1.0	ug/L	1	01/13/23	MH	SW8260C
tert-Butylbenzene	ND	1.0	ug/L	1	01/13/23	MH	SW8260C
Tetrachloroethene	ND	1.0	ug/L	1	01/13/23	MH	SW8260C
Tetrahydrofuran (THF)	ND	2.5	ug/L	1	01/13/23	MH	SW8260C
Toluene	ND	1.0	ug/L	1	01/13/23	MH	SW8260C
Total Xylenes	ND	1.0	ug/L	1	01/13/23	MH	SW8260C
trans-1,2-Dichloroethene	ND	1.0	ug/L	1	01/13/23	MH	SW8260C
trans-1,3-Dichloropropene	ND	0.40	ug/L	1	01/13/23	MH	SW8260C
trans-1,4-dichloro-2-butene	ND	5.0	ug/L	1	01/13/23	MH	SW8260C
Trichloroethene	ND	1.0	ug/L	1	01/13/23	MH	SW8260C
Trichlorofluoromethane	ND	1.0	ug/L	1	01/13/23	MH	SW8260C
Trichlorotrifluoroethane	ND	1.0	ug/L	1	01/13/23	MH	SW8260C
Vinyl chloride	ND	1.0	ug/L	1	01/13/23	MH	SW8260C
QA/QC Surrogates							
% 1,2-dichlorobenzene-d4	105		%	1	01/13/23	MH	70 - 130 %
% Bromofluorobenzene	91		%	1	01/13/23	MH	70 - 130 %
% Dibromofluoromethane	91		%	1	01/13/23	MH	70 - 130 %
% Toluene-d8	100		%	1	01/13/23	MH	70 - 130 %
Semivolatiles by SIM, PAH							
2-Methylnaphthalene	ND	0.48	ug/L	1	01/17/23	WB	SW8270D (SIM)
Acenaphthene	ND	0.48	ug/L	1	01/17/23	WB	SW8270D (SIM)
Acenaphthylene	ND	0.29	ug/L	1	01/17/23	WB	SW8270D (SIM)
Anthracene	ND	0.48	ug/L	1	01/17/23	WB	SW8270D (SIM)
Benz(a)anthracene	ND	0.05	ug/L	1	01/17/23	WB	SW8270D (SIM)
Benzo(a)pyrene	ND	0.19	ug/L	1	01/17/23	WB	SW8270D (SIM)
Benzo(b)fluoranthene	ND	0.07	ug/L	1	01/17/23	WB	SW8270D (SIM)
Benzo(ghi)perylene	ND	0.46	ug/L	1	01/17/23	WB	SW8270D (SIM)
Benzo(k)fluoranthene	ND	0.29	ug/L	1	01/17/23	WB	SW8270D (SIM)
Chrysene	ND	0.48	ug/L	1	01/17/23	WB	SW8270D (SIM)
Dibenz(a,h)anthracene	ND	0.10	ug/L	1	01/17/23	WB	SW8270D (SIM)
Fluoranthene	ND	0.48	ug/L	1	01/17/23	WB	SW8270D (SIM)
Fluorene	ND	0.48	ug/L	1	01/17/23	WB	SW8270D (SIM)
Indeno(1,2,3-cd)pyrene	ND	0.10	ug/L	1	01/17/23	WB	SW8270D (SIM)
Naphthalene	ND	0.48	ug/L	1	01/17/23	WB	SW8270D (SIM)
Phenanthrene	ND	0.06	ug/L	1	01/17/23	WB	SW8270D (SIM)
Pyrene	ND	0.48	ug/L	1	01/17/23	WB	SW8270D (SIM)
QA/QC Surrogates							
% 2-Fluorobiphenyl	82		%	1	01/17/23	WB	30 - 130 %
% Nitrobenzene-d5	89		%	1	01/17/23	WB	30 - 130 %

Ver 1

Project ID: ROCKVILLE FMR MGP
Client ID: MW-43S

Phoenix I.D.: CN21994

Parameter	Result	RL/ PQL	Units	Dilution	Date/Time	By	Reference
% Terphenyl-d14	98		%	1	01/17/23	WB	30 - 130 %

RL/PQL=Reporting/Practical Quantitation Level ND=Not Detected BRL=Below Reporting Level
QA/QC Surrogates: Surrogates are compounds (preceeded with a %) added by the lab to determine analysis efficiency. Surrogate results(%) listed in the report are not "detected" compounds.

Comments:

If you are the client above and have any questions concerning this testing, please do not hesitate to contact Phoenix Client Services at ext.200.
The contents of this report cannot be discussed with anyone other than the client listed above without their written consent.



Phyllis Shiller, Laboratory Director
January 23, 2023
Reviewed and Released by: Ethan Lee, Project Manager

Environmental Laboratories, Inc.
587 East Middle Turnpike, P.O.Box 370, Manchester, CT 06045
Tel. (860) 645-1102 Fax (860) 645-0823

Analysis Report

January 23, 2023

FOR: Attn: Jeffrey Holden
GEI Consultants
455 Winding Brook Drive
Suite 201
Glastonbury, CT 06033

Sample Information		Custody Information		Date	Time
Matrix:	GROUND WATER	Collected by:		01/11/23	15:25
Location Code:	GEI-EVER	Received by:	CP	01/12/23	11:00
Rush Request:	Standard	Analyzed by:	see "By" below		
P.O.#:	2200138-1.4				

Laboratory Data

SDG ID: GCN21991
Phoenix ID: CN21995

Project ID: ROCKVILLE FMR MGP
Client ID: MW-45S

Parameter	Result	RL/ PQL	Units	Dilution	Date/Time	By	Reference
Silver	< 0.001	0.001	mg/L	1	01/17/23	TH	SW6010D
Arsenic	< 0.004	0.004	mg/L	1	01/17/23	TH	SW6010D
Barium	0.056	0.002	mg/L	1	01/17/23	TH	SW6010D
Beryllium	< 0.001	0.001	mg/L	1	01/17/23	TH	SW6010D
Cadmium	< 0.001	0.001	mg/L	1	01/17/23	TH	SW6010D
Chromium	0.008	0.001	mg/L	1	01/17/23	TH	SW6010D
Copper	0.006	0.005	mg/L	1	01/17/23	TH	SW6010D
Mercury	< 0.0002	0.0002	mg/L	1	01/13/23	AL1	SW7470A
Nickel	0.008	0.001	mg/L	1	01/17/23	TH	SW6010D
Lead	0.006	0.001	mg/L	1	01/17/23	TH	SW6010D
Antimony	< 0.005	0.005	mg/L	1	01/17/23	TH	SW6010D
Selenium	< 0.010	0.010	mg/L	1	01/17/23	TH	SW6010D
Thallium	< 0.0005	0.0005	mg/L	5	01/13/23	CPP	SW6020B
Vanadium	0.012	0.002	mg/L	1	01/17/23	TH	SW6010D
Zinc	0.018	0.004	mg/L	1	01/17/23	TH	SW6010D
Total Cyanide	< 0.010	0.010	mg/L	1	01/18/23	CL/GD	SW9010C/SW9012B
Extraction of ETPH	Completed				01/12/23	X/AL	SW3510C/SW3520C
Mercury Digestion	Completed				01/13/23	AB/AB	SW7470A
Semi-Volatile Extraction	Completed				01/16/23	X/AL	SW3520C
Total Metals Digestion	Completed				01/12/23	AG	
Total Metals Digestion MS	Completed				01/12/23	AG	
TPH by GC (Extractable Products)							
Ext. Petroleum H.C. (C9-C36)	ND	0.066	mg/L	1	01/14/23	JRB	CTETPH
Identification	ND		mg/L	1	01/14/23	JRB	CTETPH
QA/QC Surrogates							
% Terphenyl (surr)	74		%	1	01/14/23	JRB	50 - 150 %

Ver 1

Project ID: ROCKVILLE FMR MGP
Client ID: MW-45S

Phoenix I.D.: CN21995

Parameter	Result	RL/ PQL	Units	Dilution	Date/Time	By	Reference
Volatiles							
1,1,1,2-Tetrachloroethane	ND	1.0	ug/L	1	01/13/23	MH	SW8260C
1,1,1-Trichloroethane	ND	1.0	ug/L	1	01/13/23	MH	SW8260C
1,1,2,2-Tetrachloroethane	ND	0.50	ug/L	1	01/13/23	MH	SW8260C
1,1,2-Trichloroethane	ND	1.0	ug/L	1	01/13/23	MH	SW8260C
1,1-Dichloroethane	ND	1.0	ug/L	1	01/13/23	MH	SW8260C
1,1-Dichloroethene	ND	1.0	ug/L	1	01/13/23	MH	SW8260C
1,1-Dichloropropene	ND	1.0	ug/L	1	01/13/23	MH	SW8260C
1,2,3-Trichlorobenzene	ND	1.0	ug/L	1	01/13/23	MH	SW8260C
1,2,3-Trichloropropane	ND	1.0	ug/L	1	01/13/23	MH	SW8260C
1,2,4-Trichlorobenzene	ND	1.0	ug/L	1	01/13/23	MH	SW8260C
1,2,4-Trimethylbenzene	ND	1.0	ug/L	1	01/13/23	MH	SW8260C
1,2-Dibromo-3-chloropropane	ND	0.50	ug/L	1	01/13/23	MH	SW8260C
1,2-Dibromoethane	ND	0.25	ug/L	1	01/13/23	MH	SW8260C
1,2-Dichlorobenzene	ND	1.0	ug/L	1	01/13/23	MH	SW8260C
1,2-Dichloroethane	ND	0.60	ug/L	1	01/13/23	MH	SW8260C
1,2-Dichloropropane	ND	1.0	ug/L	1	01/13/23	MH	SW8260C
1,3,5-Trimethylbenzene	ND	1.0	ug/L	1	01/13/23	MH	SW8260C
1,3-Dichlorobenzene	ND	1.0	ug/L	1	01/13/23	MH	SW8260C
1,3-Dichloropropane	ND	1.0	ug/L	1	01/13/23	MH	SW8260C
1,4-Dichlorobenzene	ND	1.0	ug/L	1	01/13/23	MH	SW8260C
2,2-Dichloropropane	ND	1.0	ug/L	1	01/13/23	MH	SW8260C
2-Chlorotoluene	ND	1.0	ug/L	1	01/13/23	MH	SW8260C
2-Hexanone	ND	5.0	ug/L	1	01/13/23	MH	SW8260C
2-Isopropyltoluene	ND	1.0	ug/L	1	01/13/23	MH	SW8260C
4-Chlorotoluene	ND	1.0	ug/L	1	01/13/23	MH	SW8260C
4-Methyl-2-pentanone	ND	5.0	ug/L	1	01/13/23	MH	SW8260C
Acetone	ND	25	ug/L	1	01/13/23	MH	SW8260C
Acrylonitrile	ND	0.50	ug/L	1	01/13/23	MH	SW8260C
Benzene	ND	0.70	ug/L	1	01/13/23	MH	SW8260C
Bromobenzene	ND	1.0	ug/L	1	01/13/23	MH	SW8260C
Bromochloromethane	ND	1.0	ug/L	1	01/13/23	MH	SW8260C
Bromodichloromethane	ND	0.50	ug/L	1	01/13/23	MH	SW8260C
Bromoform	ND	1.0	ug/L	1	01/13/23	MH	SW8260C
Bromomethane	ND	1.0	ug/L	1	01/13/23	MH	SW8260C
Carbon Disulfide	ND	5.0	ug/L	1	01/13/23	MH	SW8260C
Carbon tetrachloride	ND	1.0	ug/L	1	01/13/23	MH	SW8260C
Chlorobenzene	ND	1.0	ug/L	1	01/13/23	MH	SW8260C
Chloroethane	ND	1.0	ug/L	1	01/13/23	MH	SW8260C
Chloroform	ND	1.0	ug/L	1	01/13/23	MH	SW8260C
Chloromethane	ND	1.0	ug/L	1	01/13/23	MH	SW8260C
cis-1,2-Dichloroethene	ND	1.0	ug/L	1	01/13/23	MH	SW8260C
cis-1,3-Dichloropropene	ND	0.40	ug/L	1	01/13/23	MH	SW8260C
Dibromochloromethane	ND	0.50	ug/L	1	01/13/23	MH	SW8260C
Dibromomethane	ND	1.0	ug/L	1	01/13/23	MH	SW8260C
Dichlorodifluoromethane	ND	1.0	ug/L	1	01/13/23	MH	SW8260C
Ethylbenzene	ND	1.0	ug/L	1	01/13/23	MH	SW8260C
Hexachlorobutadiene	ND	0.40	ug/L	1	01/13/23	MH	SW8260C
Isopropylbenzene	ND	1.0	ug/L	1	01/13/23	MH	SW8260C

Ver 1

Project ID: ROCKVILLE FMR MGP
Client ID: MW-45S

Phoenix I.D.: CN21995

Parameter	Result	RL/ PQL	Units	Dilution	Date/Time	By	Reference
m&p-Xylene	ND	1.0	ug/L	1	01/13/23	MH	SW8260C
Methyl ethyl ketone	ND	5.0	ug/L	1	01/13/23	MH	SW8260C
Methyl t-butyl ether (MTBE)	ND	1.0	ug/L	1	01/13/23	MH	SW8260C
Methylene chloride	ND	1.0	ug/L	1	01/13/23	MH	SW8260C
Naphthalene	ND	1.0	ug/L	1	01/13/23	MH	SW8260C
n-Butylbenzene	ND	1.0	ug/L	1	01/13/23	MH	SW8260C
n-Propylbenzene	ND	1.0	ug/L	1	01/13/23	MH	SW8260C
o-Xylene	ND	1.0	ug/L	1	01/13/23	MH	SW8260C
p-Isopropyltoluene	ND	1.0	ug/L	1	01/13/23	MH	SW8260C
sec-Butylbenzene	ND	1.0	ug/L	1	01/13/23	MH	SW8260C
Styrene	ND	1.0	ug/L	1	01/13/23	MH	SW8260C
tert-Butylbenzene	ND	1.0	ug/L	1	01/13/23	MH	SW8260C
Tetrachloroethene	ND	1.0	ug/L	1	01/13/23	MH	SW8260C
Tetrahydrofuran (THF)	ND	2.5	ug/L	1	01/13/23	MH	SW8260C
Toluene	ND	1.0	ug/L	1	01/13/23	MH	SW8260C
Total Xylenes	ND	1.0	ug/L	1	01/13/23	MH	SW8260C
trans-1,2-Dichloroethene	ND	1.0	ug/L	1	01/13/23	MH	SW8260C
trans-1,3-Dichloropropene	ND	0.40	ug/L	1	01/13/23	MH	SW8260C
trans-1,4-dichloro-2-butene	ND	5.0	ug/L	1	01/13/23	MH	SW8260C
Trichloroethene	ND	1.0	ug/L	1	01/13/23	MH	SW8260C
Trichlorofluoromethane	ND	1.0	ug/L	1	01/13/23	MH	SW8260C
Trichlorotrifluoroethane	ND	1.0	ug/L	1	01/13/23	MH	SW8260C
Vinyl chloride	ND	1.0	ug/L	1	01/13/23	MH	SW8260C
QA/QC Surrogates							
% 1,2-dichlorobenzene-d4	106		%	1	01/13/23	MH	70 - 130 %
% Bromofluorobenzene	94		%	1	01/13/23	MH	70 - 130 %
% Dibromofluoromethane	93		%	1	01/13/23	MH	70 - 130 %
% Toluene-d8	100		%	1	01/13/23	MH	70 - 130 %
Semivolatiles by SIM, PAH							
2-Methylnaphthalene	ND	0.48	ug/L	1	01/17/23	WB	SW8270D (SIM)
Acenaphthene	ND	0.48	ug/L	1	01/17/23	WB	SW8270D (SIM)
Acenaphthylene	ND	0.29	ug/L	1	01/17/23	WB	SW8270D (SIM)
Anthracene	ND	0.48	ug/L	1	01/17/23	WB	SW8270D (SIM)
Benz(a)anthracene	0.15	0.05	ug/L	1	01/17/23	WB	SW8270D (SIM)
Benzo(a)pyrene	ND	0.19	ug/L	1	01/17/23	WB	SW8270D (SIM)
Benzo(b)fluoranthene	0.09	0.07	ug/L	1	01/17/23	WB	SW8270D (SIM)
Benzo(ghi)perylene	ND	0.46	ug/L	1	01/17/23	WB	SW8270D (SIM)
Benzo(k)fluoranthene	ND	0.29	ug/L	1	01/17/23	WB	SW8270D (SIM)
Chrysene	ND	0.48	ug/L	1	01/17/23	WB	SW8270D (SIM)
Dibenz(a,h)anthracene	ND	0.10	ug/L	1	01/17/23	WB	SW8270D (SIM)
Fluoranthene	0.54	0.48	ug/L	1	01/17/23	WB	SW8270D (SIM)
Fluorene	ND	0.48	ug/L	1	01/17/23	WB	SW8270D (SIM)
Indeno(1,2,3-cd)pyrene	ND	0.10	ug/L	1	01/17/23	WB	SW8270D (SIM)
Naphthalene	ND	0.48	ug/L	1	01/17/23	WB	SW8270D (SIM)
Phenanthrene	0.07	0.06	ug/L	1	01/17/23	WB	SW8270D (SIM)
Pyrene	ND	0.48	ug/L	1	01/17/23	WB	SW8270D (SIM)
QA/QC Surrogates							
% 2-Fluorobiphenyl	71		%	1	01/17/23	WB	30 - 130 %
% Nitrobenzene-d5	89		%	1	01/17/23	WB	30 - 130 %

Ver 1

Project ID: ROCKVILLE FMR MGP
Client ID: MW-45S

Phoenix I.D.: CN21995

Parameter	Result	RL/ PQL	Units	Dilution	Date/Time	By	Reference
% Terphenyl-d14	64		%	1	01/17/23	WB	30 - 130 %

RL/PQL=Reporting/Practical Quantitation Level ND=Not Detected BRL=Below Reporting Level
QA/QC Surrogates: Surrogates are compounds (preceeded with a %) added by the lab to determine analysis efficiency. Surrogate results(%) listed in the report are not "detected" compounds.

Comments:

If you are the client above and have any questions concerning this testing, please do not hesitate to contact Phoenix Client Services at ext.200.
The contents of this report cannot be discussed with anyone other than the client listed above without their written consent.



Phyllis Shiller, Laboratory Director
January 23, 2023
Reviewed and Released by: Ethan Lee, Project Manager

Environmental Laboratories, Inc.
587 East Middle Turnpike, P.O.Box 370, Manchester, CT 06045
Tel. (860) 645-1102 Fax (860) 645-0823

Analysis Report

January 23, 2023

FOR: Attn: Jeffrey Holden
GEI Consultants
455 Winding Brook Drive
Suite 201
Glastonbury, CT 06033

Sample Information		Custody Information		Date	Time
Matrix:	GROUND WATER	Collected by:		01/11/23	15:35
Location Code:	GEI-EVER	Received by:	CP	01/12/23	11:00
Rush Request:	Standard	Analyzed by:	see "By" below		
P.O.#:	2200138-1.4				

Laboratory Data

SDG ID: GCN21991
Phoenix ID: CN21996

Project ID: ROCKVILLE FMR MGP
Client ID: MW-45M

Parameter	Result	RL/ PQL	Units	Dilution	Date/Time	By	Reference
Silver	< 0.001	0.001	mg/L	1	01/17/23	TH	SW6010D
Arsenic	< 0.004	0.004	mg/L	1	01/17/23	TH	SW6010D
Barium	0.056	0.002	mg/L	1	01/17/23	TH	SW6010D
Beryllium	< 0.001	0.001	mg/L	1	01/17/23	TH	SW6010D
Cadmium	< 0.001	0.001	mg/L	1	01/17/23	TH	SW6010D
Chromium	0.006	0.001	mg/L	1	01/17/23	TH	SW6010D
Copper	0.005	0.005	mg/L	1	01/17/23	TH	SW6010D
Mercury	< 0.0002	0.0002	mg/L	1	01/13/23	AL1	SW7470A
Nickel	0.015	0.001	mg/L	1	01/17/23	TH	SW6010D
Lead	0.003	0.001	mg/L	1	01/17/23	TH	SW6010D
Antimony	< 0.005	0.005	mg/L	1	01/17/23	TH	SW6010D
Selenium	< 0.010	0.010	mg/L	1	01/17/23	TH	SW6010D
Thallium	< 0.0005	0.0005	mg/L	5	01/13/23	CPP	SW6020B
Vanadium	0.004	0.002	mg/L	1	01/17/23	TH	SW6010D
Zinc	0.007	0.004	mg/L	1	01/17/23	TH	SW6010D
Total Cyanide	< 0.010	0.010	mg/L	1	01/18/23	CL/GD	SW9010C/SW9012B
Extraction of ETPH	Completed				01/13/23	X/MQ	SW3510C/SW3520C
Mercury Digestion	Completed				01/13/23	AB/AB	SW7470A
Semi-Volatile Extraction	Completed				01/16/23	X/AL	SW3520C
Total Metals Digestion	Completed				01/12/23	AG	
Total Metals Digestion MS	Completed				01/12/23	AG	
TPH by GC (Extractable Products)							
Ext. Petroleum H.C. (C9-C36)	ND	0.067	mg/L	1	01/16/23	JRB	CTETPH
Identification	ND		mg/L	1	01/16/23	JRB	CTETPH
QA/QC Surrogates							
% Terphenyl (surr)	52		%	1	01/16/23	JRB	50 - 150 %

Ver 1

Project ID: ROCKVILLE FMR MGP
Client ID: MW-45M

Phoenix I.D.: CN21996

Parameter	Result	RL/ PQL	Units	Dilution	Date/Time	By	Reference
Volatiles							
1,1,1,2-Tetrachloroethane	ND	1.0	ug/L	1	01/13/23	MH	SW8260C
1,1,1-Trichloroethane	ND	1.0	ug/L	1	01/13/23	MH	SW8260C
1,1,2,2-Tetrachloroethane	ND	0.50	ug/L	1	01/13/23	MH	SW8260C
1,1,2-Trichloroethane	ND	1.0	ug/L	1	01/13/23	MH	SW8260C
1,1-Dichloroethane	ND	1.0	ug/L	1	01/13/23	MH	SW8260C
1,1-Dichloroethene	ND	1.0	ug/L	1	01/13/23	MH	SW8260C
1,1-Dichloropropene	ND	1.0	ug/L	1	01/13/23	MH	SW8260C
1,2,3-Trichlorobenzene	ND	1.0	ug/L	1	01/13/23	MH	SW8260C
1,2,3-Trichloropropane	ND	1.0	ug/L	1	01/13/23	MH	SW8260C
1,2,4-Trichlorobenzene	ND	1.0	ug/L	1	01/13/23	MH	SW8260C
1,2,4-Trimethylbenzene	ND	1.0	ug/L	1	01/13/23	MH	SW8260C
1,2-Dibromo-3-chloropropane	ND	0.50	ug/L	1	01/13/23	MH	SW8260C
1,2-Dibromoethane	ND	0.25	ug/L	1	01/13/23	MH	SW8260C
1,2-Dichlorobenzene	ND	1.0	ug/L	1	01/13/23	MH	SW8260C
1,2-Dichloroethane	ND	0.60	ug/L	1	01/13/23	MH	SW8260C
1,2-Dichloropropane	ND	1.0	ug/L	1	01/13/23	MH	SW8260C
1,3,5-Trimethylbenzene	ND	1.0	ug/L	1	01/13/23	MH	SW8260C
1,3-Dichlorobenzene	ND	1.0	ug/L	1	01/13/23	MH	SW8260C
1,3-Dichloropropane	ND	1.0	ug/L	1	01/13/23	MH	SW8260C
1,4-Dichlorobenzene	ND	1.0	ug/L	1	01/13/23	MH	SW8260C
2,2-Dichloropropane	ND	1.0	ug/L	1	01/13/23	MH	SW8260C
2-Chlorotoluene	ND	1.0	ug/L	1	01/13/23	MH	SW8260C
2-Hexanone	ND	5.0	ug/L	1	01/13/23	MH	SW8260C
2-Isopropyltoluene	ND	1.0	ug/L	1	01/13/23	MH	SW8260C
4-Chlorotoluene	ND	1.0	ug/L	1	01/13/23	MH	SW8260C
4-Methyl-2-pentanone	ND	5.0	ug/L	1	01/13/23	MH	SW8260C
Acetone	ND	25	ug/L	1	01/13/23	MH	SW8260C
Acrylonitrile	ND	0.50	ug/L	1	01/13/23	MH	SW8260C
Benzene	ND	0.70	ug/L	1	01/13/23	MH	SW8260C
Bromobenzene	ND	1.0	ug/L	1	01/13/23	MH	SW8260C
Bromochloromethane	ND	1.0	ug/L	1	01/13/23	MH	SW8260C
Bromodichloromethane	ND	0.50	ug/L	1	01/13/23	MH	SW8260C
Bromoform	ND	1.0	ug/L	1	01/13/23	MH	SW8260C
Bromomethane	ND	1.0	ug/L	1	01/13/23	MH	SW8260C
Carbon Disulfide	ND	5.0	ug/L	1	01/13/23	MH	SW8260C
Carbon tetrachloride	ND	1.0	ug/L	1	01/13/23	MH	SW8260C
Chlorobenzene	ND	1.0	ug/L	1	01/13/23	MH	SW8260C
Chloroethane	ND	1.0	ug/L	1	01/13/23	MH	SW8260C
Chloroform	ND	1.0	ug/L	1	01/13/23	MH	SW8260C
Chloromethane	ND	1.0	ug/L	1	01/13/23	MH	SW8260C
cis-1,2-Dichloroethene	ND	1.0	ug/L	1	01/13/23	MH	SW8260C
cis-1,3-Dichloropropene	ND	0.40	ug/L	1	01/13/23	MH	SW8260C
Dibromochloromethane	ND	0.50	ug/L	1	01/13/23	MH	SW8260C
Dibromomethane	ND	1.0	ug/L	1	01/13/23	MH	SW8260C
Dichlorodifluoromethane	ND	1.0	ug/L	1	01/13/23	MH	SW8260C
Ethylbenzene	ND	1.0	ug/L	1	01/13/23	MH	SW8260C
Hexachlorobutadiene	ND	0.40	ug/L	1	01/13/23	MH	SW8260C
Isopropylbenzene	ND	1.0	ug/L	1	01/13/23	MH	SW8260C

Ver 1

Project ID: ROCKVILLE FMR MGP
Client ID: MW-45M

Phoenix I.D.: CN21996

Parameter	Result	RL/ PQL	Units	Dilution	Date/Time	By	Reference
m&p-Xylene	ND	1.0	ug/L	1	01/13/23	MH	SW8260C
Methyl ethyl ketone	ND	5.0	ug/L	1	01/13/23	MH	SW8260C
Methyl t-butyl ether (MTBE)	ND	1.0	ug/L	1	01/13/23	MH	SW8260C
Methylene chloride	ND	1.0	ug/L	1	01/13/23	MH	SW8260C
Naphthalene	ND	1.0	ug/L	1	01/13/23	MH	SW8260C
n-Butylbenzene	ND	1.0	ug/L	1	01/13/23	MH	SW8260C
n-Propylbenzene	ND	1.0	ug/L	1	01/13/23	MH	SW8260C
o-Xylene	ND	1.0	ug/L	1	01/13/23	MH	SW8260C
p-Isopropyltoluene	ND	1.0	ug/L	1	01/13/23	MH	SW8260C
sec-Butylbenzene	ND	1.0	ug/L	1	01/13/23	MH	SW8260C
Styrene	ND	1.0	ug/L	1	01/13/23	MH	SW8260C
tert-Butylbenzene	ND	1.0	ug/L	1	01/13/23	MH	SW8260C
Tetrachloroethene	ND	1.0	ug/L	1	01/13/23	MH	SW8260C
Tetrahydrofuran (THF)	ND	2.5	ug/L	1	01/13/23	MH	SW8260C
Toluene	ND	1.0	ug/L	1	01/13/23	MH	SW8260C
Total Xylenes	ND	1.0	ug/L	1	01/13/23	MH	SW8260C
trans-1,2-Dichloroethene	ND	1.0	ug/L	1	01/13/23	MH	SW8260C
trans-1,3-Dichloropropene	ND	0.40	ug/L	1	01/13/23	MH	SW8260C
trans-1,4-dichloro-2-butene	ND	5.0	ug/L	1	01/13/23	MH	SW8260C
Trichloroethene	ND	1.0	ug/L	1	01/13/23	MH	SW8260C
Trichlorofluoromethane	ND	1.0	ug/L	1	01/13/23	MH	SW8260C
Trichlorotrifluoroethane	ND	1.0	ug/L	1	01/13/23	MH	SW8260C
Vinyl chloride	ND	1.0	ug/L	1	01/13/23	MH	SW8260C
QA/QC Surrogates							
% 1,2-dichlorobenzene-d4	106		%	1	01/13/23	MH	70 - 130 %
% Bromofluorobenzene	92		%	1	01/13/23	MH	70 - 130 %
% Dibromofluoromethane	90		%	1	01/13/23	MH	70 - 130 %
% Toluene-d8	100		%	1	01/13/23	MH	70 - 130 %
Semivolatiles by SIM, PAH							
2-Methylnaphthalene	ND	0.48	ug/L	1	01/17/23	WB	SW8270D (SIM)
Acenaphthene	ND	0.48	ug/L	1	01/17/23	WB	SW8270D (SIM)
Acenaphthylene	ND	0.29	ug/L	1	01/17/23	WB	SW8270D (SIM)
Anthracene	ND	0.48	ug/L	1	01/17/23	WB	SW8270D (SIM)
Benz(a)anthracene	ND	0.05	ug/L	1	01/17/23	WB	SW8270D (SIM)
Benzo(a)pyrene	ND	0.19	ug/L	1	01/17/23	WB	SW8270D (SIM)
Benzo(b)fluoranthene	ND	0.07	ug/L	1	01/17/23	WB	SW8270D (SIM)
Benzo(ghi)perylene	ND	0.46	ug/L	1	01/17/23	WB	SW8270D (SIM)
Benzo(k)fluoranthene	ND	0.29	ug/L	1	01/17/23	WB	SW8270D (SIM)
Chrysene	ND	0.48	ug/L	1	01/17/23	WB	SW8270D (SIM)
Dibenz(a,h)anthracene	ND	0.10	ug/L	1	01/17/23	WB	SW8270D (SIM)
Fluoranthene	ND	0.48	ug/L	1	01/17/23	WB	SW8270D (SIM)
Fluorene	ND	0.48	ug/L	1	01/17/23	WB	SW8270D (SIM)
Indeno(1,2,3-cd)pyrene	ND	0.10	ug/L	1	01/17/23	WB	SW8270D (SIM)
Naphthalene	ND	0.48	ug/L	1	01/17/23	WB	SW8270D (SIM)
Phenanthrene	ND	0.06	ug/L	1	01/17/23	WB	SW8270D (SIM)
Pyrene	ND	0.48	ug/L	1	01/17/23	WB	SW8270D (SIM)
QA/QC Surrogates							
% 2-Fluorobiphenyl	79		%	1	01/17/23	WB	30 - 130 %
% Nitrobenzene-d5	94		%	1	01/17/23	WB	30 - 130 %

Ver 1

Project ID: ROCKVILLE FMR MGP
Client ID: MW-45M

Phoenix I.D.: CN21996

Parameter	Result	RL/ PQL	Units	Dilution	Date/Time	By	Reference
% Terphenyl-d14	79		%	1	01/17/23	WB	30 - 130 %

RL/PQL=Reporting/Practical Quantitation Level ND=Not Detected BRL=Below Reporting Level
QA/QC Surrogates: Surrogates are compounds (preceeded with a %) added by the lab to determine analysis efficiency. Surrogate results(%) listed in the report are not "detected" compounds.

Comments:

If you are the client above and have any questions concerning this testing, please do not hesitate to contact Phoenix Client Services at ext.200.
The contents of this report cannot be discussed with anyone other than the client listed above without their written consent.

Phyllis Shiller, Laboratory Director
January 23, 2023
Reviewed and Released by: Ethan Lee, Project Manager

Environmental Laboratories, Inc.
587 East Middle Turnpike, P.O.Box 370, Manchester, CT 06045
Tel. (860) 645-1102 Fax (860) 645-0823

Analysis Report

January 23, 2023

FOR: Attn: Jeffrey Holden
GEI Consultants
455 Winding Brook Drive
Suite 201
Glastonbury, CT 06033

Sample Information		Custody Information		Date	Time
Matrix:	GROUND WATER	Collected by:		01/11/23	15:50
Location Code:	GEI-EVER	Received by:	CP	01/12/23	11:00
Rush Request:	Standard	Analyzed by:	see "By" below		
P.O.#:	2200138-1.4				

Laboratory Data

SDG ID: GCN21991
Phoenix ID: CN21997

Project ID: ROCKVILLE FMR MGP
Client ID: EB-01112023

Parameter	Result	RL/ PQL	Units	Dilution	Date/Time	By	Reference
Silver	< 0.001	0.001	mg/L	1	01/17/23	TH	SW6010D
Arsenic	< 0.004	0.004	mg/L	1	01/17/23	TH	SW6010D
Barium	< 0.002	0.002	mg/L	1	01/17/23	TH	SW6010D
Beryllium	< 0.001	0.001	mg/L	1	01/17/23	TH	SW6010D
Cadmium	< 0.001	0.001	mg/L	1	01/17/23	TH	SW6010D
Chromium	< 0.001	0.001	mg/L	1	01/17/23	TH	SW6010D
Copper	< 0.005	0.005	mg/L	1	01/17/23	TH	SW6010D
Mercury	< 0.0002	0.0002	mg/L	1	01/13/23	AL1	SW7470A
Nickel	< 0.001	0.001	mg/L	1	01/17/23	TH	SW6010D
Lead	< 0.001	0.001	mg/L	1	01/17/23	TH	SW6010D
Antimony	< 0.005	0.005	mg/L	1	01/17/23	TH	SW6010D
Selenium	< 0.010	0.010	mg/L	1	01/17/23	TH	SW6010D
Thallium	< 0.0005	0.0005	mg/L	5	01/13/23	CPP	SW6020B
Vanadium	< 0.002	0.002	mg/L	1	01/17/23	TH	SW6010D
Zinc	< 0.004	0.004	mg/L	1	01/17/23	TH	SW6010D
Total Cyanide	< 0.010	0.010	mg/L	1	01/18/23	CL/GD	SW9010C/SW9012B
Extraction of ETPH	Completed				01/17/23	X/AL	SW3510C/SW3520C
Mercury Digestion	Completed				01/13/23	AB/AB	SW7470A
Semi-Volatile Extraction	Completed				01/16/23	X/AL	SW3520C
Total Metals Digestion	Completed				01/12/23	AG	
Total Metals Digestion MS	Completed				01/12/23	AG	
TPH by GC (Extractable Products)							
Ext. Petroleum H.C. (C9-C36)	ND	0.074	mg/L	1	01/19/23	JRB	CTETPH
Identification	ND		mg/L	1	01/19/23	JRB	CTETPH
QA/QC Surrogates							
% Terphenyl (surr)	102		%	1	01/19/23	JRB	50 - 150 %

Ver 1

Project ID: ROCKVILLE FMR MGP
Client ID: EB-01112023

Phoenix I.D.: CN21997

Parameter	Result	RL/ PQL	Units	Dilution	Date/Time	By	Reference
Volatiles							
1,1,1,2-Tetrachloroethane	ND	1.0	ug/L	1	01/13/23	MH	SW8260C
1,1,1-Trichloroethane	ND	1.0	ug/L	1	01/13/23	MH	SW8260C
1,1,2,2-Tetrachloroethane	ND	0.50	ug/L	1	01/13/23	MH	SW8260C
1,1,2-Trichloroethane	ND	1.0	ug/L	1	01/13/23	MH	SW8260C
1,1-Dichloroethane	ND	1.0	ug/L	1	01/13/23	MH	SW8260C
1,1-Dichloroethene	ND	1.0	ug/L	1	01/13/23	MH	SW8260C
1,1-Dichloropropene	ND	1.0	ug/L	1	01/13/23	MH	SW8260C
1,2,3-Trichlorobenzene	ND	1.0	ug/L	1	01/13/23	MH	SW8260C
1,2,3-Trichloropropane	ND	1.0	ug/L	1	01/13/23	MH	SW8260C
1,2,4-Trichlorobenzene	ND	1.0	ug/L	1	01/13/23	MH	SW8260C
1,2,4-Trimethylbenzene	ND	1.0	ug/L	1	01/13/23	MH	SW8260C
1,2-Dibromo-3-chloropropane	ND	0.50	ug/L	1	01/13/23	MH	SW8260C
1,2-Dibromoethane	ND	0.25	ug/L	1	01/13/23	MH	SW8260C
1,2-Dichlorobenzene	ND	1.0	ug/L	1	01/13/23	MH	SW8260C
1,2-Dichloroethane	ND	0.60	ug/L	1	01/13/23	MH	SW8260C
1,2-Dichloropropane	ND	1.0	ug/L	1	01/13/23	MH	SW8260C
1,3,5-Trimethylbenzene	ND	1.0	ug/L	1	01/13/23	MH	SW8260C
1,3-Dichlorobenzene	ND	1.0	ug/L	1	01/13/23	MH	SW8260C
1,3-Dichloropropane	ND	1.0	ug/L	1	01/13/23	MH	SW8260C
1,4-Dichlorobenzene	ND	1.0	ug/L	1	01/13/23	MH	SW8260C
2,2-Dichloropropane	ND	1.0	ug/L	1	01/13/23	MH	SW8260C
2-Chlorotoluene	ND	1.0	ug/L	1	01/13/23	MH	SW8260C
2-Hexanone	ND	5.0	ug/L	1	01/13/23	MH	SW8260C
2-Isopropyltoluene	ND	1.0	ug/L	1	01/13/23	MH	SW8260C
4-Chlorotoluene	ND	1.0	ug/L	1	01/13/23	MH	SW8260C
4-Methyl-2-pentanone	ND	5.0	ug/L	1	01/13/23	MH	SW8260C
Acetone	ND	25	ug/L	1	01/13/23	MH	SW8260C
Acrylonitrile	ND	0.50	ug/L	1	01/13/23	MH	SW8260C
Benzene	ND	0.70	ug/L	1	01/13/23	MH	SW8260C
Bromobenzene	ND	1.0	ug/L	1	01/13/23	MH	SW8260C
Bromochloromethane	ND	1.0	ug/L	1	01/13/23	MH	SW8260C
Bromodichloromethane	ND	0.50	ug/L	1	01/13/23	MH	SW8260C
Bromoform	ND	1.0	ug/L	1	01/13/23	MH	SW8260C
Bromomethane	ND	1.0	ug/L	1	01/13/23	MH	SW8260C
Carbon Disulfide	ND	5.0	ug/L	1	01/13/23	MH	SW8260C
Carbon tetrachloride	ND	1.0	ug/L	1	01/13/23	MH	SW8260C
Chlorobenzene	ND	1.0	ug/L	1	01/13/23	MH	SW8260C
Chloroethane	ND	1.0	ug/L	1	01/13/23	MH	SW8260C
Chloroform	ND	1.0	ug/L	1	01/13/23	MH	SW8260C
Chloromethane	ND	1.0	ug/L	1	01/13/23	MH	SW8260C
cis-1,2-Dichloroethene	ND	1.0	ug/L	1	01/13/23	MH	SW8260C
cis-1,3-Dichloropropene	ND	0.40	ug/L	1	01/13/23	MH	SW8260C
Dibromochloromethane	ND	0.50	ug/L	1	01/13/23	MH	SW8260C
Dibromomethane	ND	1.0	ug/L	1	01/13/23	MH	SW8260C
Dichlorodifluoromethane	ND	1.0	ug/L	1	01/13/23	MH	SW8260C
Ethylbenzene	ND	1.0	ug/L	1	01/13/23	MH	SW8260C
Hexachlorobutadiene	ND	0.40	ug/L	1	01/13/23	MH	SW8260C
Isopropylbenzene	ND	1.0	ug/L	1	01/13/23	MH	SW8260C

Ver 1

Project ID: ROCKVILLE FMR MGP
Client ID: EB-01112023

Phoenix I.D.: CN21997

Parameter	Result	RL/ PQL	Units	Dilution	Date/Time	By	Reference
m&p-Xylene	ND	1.0	ug/L	1	01/13/23	MH	SW8260C
Methyl ethyl ketone	ND	5.0	ug/L	1	01/13/23	MH	SW8260C
Methyl t-butyl ether (MTBE)	ND	1.0	ug/L	1	01/13/23	MH	SW8260C
Methylene chloride	ND	1.0	ug/L	1	01/13/23	MH	SW8260C
Naphthalene	ND	1.0	ug/L	1	01/13/23	MH	SW8260C
n-Butylbenzene	ND	1.0	ug/L	1	01/13/23	MH	SW8260C
n-Propylbenzene	ND	1.0	ug/L	1	01/13/23	MH	SW8260C
o-Xylene	ND	1.0	ug/L	1	01/13/23	MH	SW8260C
p-Isopropyltoluene	ND	1.0	ug/L	1	01/13/23	MH	SW8260C
sec-Butylbenzene	ND	1.0	ug/L	1	01/13/23	MH	SW8260C
Styrene	ND	1.0	ug/L	1	01/13/23	MH	SW8260C
tert-Butylbenzene	ND	1.0	ug/L	1	01/13/23	MH	SW8260C
Tetrachloroethene	ND	1.0	ug/L	1	01/13/23	MH	SW8260C
Tetrahydrofuran (THF)	ND	2.5	ug/L	1	01/13/23	MH	SW8260C
Toluene	ND	1.0	ug/L	1	01/13/23	MH	SW8260C
Total Xylenes	ND	1.0	ug/L	1	01/13/23	MH	SW8260C
trans-1,2-Dichloroethene	ND	1.0	ug/L	1	01/13/23	MH	SW8260C
trans-1,3-Dichloropropene	ND	0.40	ug/L	1	01/13/23	MH	SW8260C
trans-1,4-dichloro-2-butene	ND	5.0	ug/L	1	01/13/23	MH	SW8260C
Trichloroethene	ND	1.0	ug/L	1	01/13/23	MH	SW8260C
Trichlorofluoromethane	ND	1.0	ug/L	1	01/13/23	MH	SW8260C
Trichlorotrifluoroethane	ND	1.0	ug/L	1	01/13/23	MH	SW8260C
Vinyl chloride	ND	1.0	ug/L	1	01/13/23	MH	SW8260C
QA/QC Surrogates							
% 1,2-dichlorobenzene-d4	105		%	1	01/13/23	MH	70 - 130 %
% Bromofluorobenzene	93		%	1	01/13/23	MH	70 - 130 %
% Dibromofluoromethane	94		%	1	01/13/23	MH	70 - 130 %
% Toluene-d8	100		%	1	01/13/23	MH	70 - 130 %
Semivolatiles by SIM, PAH							
2-Methylnaphthalene	ND	0.57	ug/L	1	01/17/23	WB	SW8270D (SIM)
Acenaphthene	ND	0.57	ug/L	1	01/17/23	WB	SW8270D (SIM)
Acenaphthylene	ND	0.30	ug/L	1	01/17/23	WB	SW8270D (SIM)
Anthracene	ND	0.57	ug/L	1	01/17/23	WB	SW8270D (SIM)
Benz(a)anthracene	ND	0.06	ug/L	1	01/17/23	WB	SW8270D (SIM)
Benzo(a)pyrene	ND	0.20	ug/L	1	01/17/23	WB	SW8270D (SIM)
Benzo(b)fluoranthene	ND	0.08	ug/L	1	01/17/23	WB	SW8270D (SIM)
Benzo(ghi)perylene	ND	0.48	ug/L	1	01/17/23	WB	SW8270D (SIM)
Benzo(k)fluoranthene	ND	0.30	ug/L	1	01/17/23	WB	SW8270D (SIM)
Chrysene	ND	0.54	ug/L	1	01/17/23	WB	SW8270D (SIM)
Dibenz(a,h)anthracene	ND	0.10	ug/L	1	01/17/23	WB	SW8270D (SIM)
Fluoranthene	ND	0.57	ug/L	1	01/17/23	WB	SW8270D (SIM)
Fluorene	ND	0.57	ug/L	1	01/17/23	WB	SW8270D (SIM)
Indeno(1,2,3-cd)pyrene	ND	0.10	ug/L	1	01/17/23	WB	SW8270D (SIM)
Naphthalene	ND	0.57	ug/L	1	01/17/23	WB	SW8270D (SIM)
Phenanthrene	ND	0.07	ug/L	1	01/17/23	WB	SW8270D (SIM)
Pyrene	ND	0.57	ug/L	1	01/17/23	WB	SW8270D (SIM)
QA/QC Surrogates							
% 2-Fluorobiphenyl	67		%	1	01/17/23	WB	30 - 130 %
% Nitrobenzene-d5	80		%	1	01/17/23	WB	30 - 130 %

Ver 1

Project ID: ROCKVILLE FMR MGP
Client ID: EB-01112023

Phoenix I.D.: CN21997

Parameter	Result	RL/ PQL	Units	Dilution	Date/Time	By	Reference
% Terphenyl-d14	81		%	1	01/17/23	WB	30 - 130 %

RL/PQL=Reporting/Practical Quantitation Level ND=Not Detected BRL=Below Reporting Level
QA/QC Surrogates: Surrogates are compounds (preceeded with a %) added by the lab to determine analysis efficiency. Surrogate results(%) listed in the report are not "detected" compounds.

Comments:

If you are the client above and have any questions concerning this testing, please do not hesitate to contact Phoenix Client Services at ext.200.
The contents of this report cannot be discussed with anyone other than the client listed above without their written consent.



Phyllis Shiller, Laboratory Director
January 23, 2023
Reviewed and Released by: Ethan Lee, Project Manager

Environmental Laboratories, Inc.
587 East Middle Turnpike, P.O.Box 370, Manchester, CT 06045
Tel. (860) 645-1102 Fax (860) 645-0823

QA/QC Report

January 23, 2023

QA/QC Data

SDG I.D.: GCN21991

Parameter	Blank	Blk RL	Sample Result	Dup Result	Dup RPD	LCS %	LCSD %	LCS RPD	MS %	MSD %	MS RPD	% Rec Limits	% RPD Limits
QA/QC Batch 659805 (mg/L), QC Sample No: CN21992 (CN21991, CN21992, CN21993, CN21994, CN21995, CN21996, CN21997)													
Mercury - Water	BRL	0.0002	<0.0002	<0.0002	NC	107			107	105	1.9	80 - 120	20
Comment:													
Additional Mercury criteria: LCS acceptance range for waters is 80-120% and for soils is 70-130%. MS acceptance range is 75-125%.													
QA/QC Batch 659710 (mg/L), QC Sample No: CN21992 (CN21991, CN21992, CN21993, CN21994, CN21995, CN21996, CN21997)													
ICP Metals - Aqueous													
Antimony	BRL	0.005	<0.005	<0.005	NC	102	102	0.0	103	104	1.0	80 - 120	20
Arsenic	BRL	0.004	<0.004	0.004	NC	99.0	98.8	0.2	100	102	2.0	80 - 120	20
Barium	BRL	0.002	0.060	0.061	1.70	103	102	1.0	104	106	1.9	80 - 120	20
Beryllium	BRL	0.001	<0.001	<0.001	NC	104	103	1.0	104	106	1.9	80 - 120	20
Cadmium	BRL	0.001	<0.001	<0.001	NC	104	103	1.0	104	106	1.9	80 - 120	20
Chromium	BRL	0.001	0.012	0.012	0	103	103	0.0	104	105	1.0	80 - 120	20
Copper	BRL	0.005	0.010	0.009	NC	103	103	0.0	105	107	1.9	80 - 120	20
Lead	BRL	0.001	0.004	0.003	NC	104	103	1.0	103	105	1.9	80 - 120	20
Nickel	BRL	0.001	0.008	0.008	0	104	103	1.0	104	105	1.0	80 - 120	20
Selenium	BRL	0.010	<0.010	<0.010	NC	101	101	0.0	100	101	1.0	80 - 120	20
Silver	BRL	0.001	<0.001	<0.001	NC	101	100	1.0	103	104	1.0	80 - 120	20
Vanadium	BRL	0.002	0.013	0.013	0	102	101	1.0	103	104	1.0	80 - 120	20
Zinc	BRL	0.004	0.024	0.025	4.10	102	101	1.0	104	105	1.0	80 - 120	20
Comment:													
Additional Criteria: LCS acceptance range is 80-120% MS acceptance range 75-125%.													
QA/QC Batch 659711 (mg/L), QC Sample No: CN21992 5X (CN21991, CN21992, CN21993, CN21994, CN21995, CN21996, CN21997)													
ICP MS Metals - Aqueous													
Thallium	BRL	0.0005	<0.0005	<0.0005	NC	109	107	1.9	105	104	1.0	80 - 120	20
Comment:													
Additional Criteria: LCS acceptance range is 80-120% MS acceptance range 75-125%.													

Environmental Laboratories, Inc.
587 East Middle Turnpike, P.O.Box 370, Manchester, CT 06045
Tel. (860) 645-1102 Fax (860) 645-0823

QA/QC Report

January 23, 2023

QA/QC Data

SDG I.D.: GCN21991

Parameter	Blank	Blk RL	Sample Result	Dup Result	Dup RPD	LCS %	LCSD %	LCS RPD	MS %	MSD %	MS RPD	% Rec Limits	% RPD Limits
QA/QC Batch 660150A (mg/L), QC Sample No: CN21997 (CN21991, CN21992, CN21993, CN21994, CN21995, CN21996, CN21997)													
Total Cyanide	BRL	0.010				101			104			90 - 110	20

Comment:

This batch does not include a duplicate.

Additional: LCS acceptance range is 80-120% for soils MS acceptance range 75-125% for soils

Environmental Laboratories, Inc.
587 East Middle Turnpike, P.O.Box 370, Manchester, CT 06045
Tel. (860) 645-1102 Fax (860) 645-0823

QA/QC Report

January 23, 2023

QA/QC Data

SDG I.D.: GCN21991

Parameter	Blank	Blk RL	LCS %	LCSD %	LCS RPD	MS %	MSD %	MS RPD	% Rec Limits	% RPD Limits	
QA/QC Batch 659741 (mg/L), QC Sample No: CN21992 (CN21991, CN21992, CN21993, CN21994, CN21995)											
TPH by GC (Extractable Products) - Ground Water											
Ext. Petroleum H.C. (C9-C36)	ND	0.10	123	124	0.8	124	122	1.6	60 - 120	30	l
% Terphenyl (surr)	83	%	93	94	1.1	82	87	5.9	50 - 150	20	
Comment:											
Additional surrogate criteria: LCS acceptance range is 60-120% MS acceptance range 50-150%. The ETPH/DRO LCS has been normalized based on the alkane calibration.											
QA/QC Batch 659920 (mg/L), QC Sample No: CN22102 (CN21996)											
TPH by GC (Extractable Products) - Ground Water											
Ext. Petroleum H.C. (C9-C36)	ND	0.10	64	38	51.0				60 - 120	30	l,r
% Terphenyl (surr)	52	%	62	36	53.1				50 - 150	20	l,r
Comment:											
Additional surrogate criteria: LCS acceptance range is 60-120% MS acceptance range 50-150%. The ETPH/DRO LCS has been normalized based on the alkane calibration.											
QA/QC Batch 660322 (mg/L), QC Sample No: CN23287 (CN21997)											
TPH by GC (Extractable Products) - Ground Water											
Ext. Petroleum H.C. (C9-C36)	ND	0.10	136	124	9.2				60 - 120	30	l
% Terphenyl (surr)	87	%	114	105	8.2				50 - 150	20	
Comment:											
Additional surrogate criteria: LCS acceptance range is 60-120% MS acceptance range 50-150%. The ETPH/DRO LCS has been normalized based on the alkane calibration.											
QA/QC Batch 660146 (ug/L), QC Sample No: CN21992 (CN21991, CN21992, CN21993, CN21994, CN21995, CN21996, CN21997)											
Semivolatiles by SIM, PAH - Ground Water											
2-Methylnaphthalene	ND	0.50	111	101	9.4	110	126	13.6	30 - 130	20	
Acenaphthene	ND	0.50	77	80	3.8	81	72	11.8	30 - 130	20	
Acenaphthylene	ND	0.30	72	73	1.4	77	67	13.9	30 - 130	20	
Anthracene	ND	0.50	88	86	2.3	86	76	12.3	30 - 130	20	
Benz(a)anthracene	ND	0.05	114	123	7.6	77	72	6.7	30 - 130	20	
Benzo(a)pyrene	ND	0.20	114	110	3.6	55	26	71.6	30 - 130	20	m,r
Benzo(b)fluoranthene	ND	0.07	85	87	2.3	48	44	8.7	30 - 130	20	
Benzo(ghi)perylene	ND	0.48	87	91	4.5	51	42	19.4	30 - 130	20	
Benzo(k)fluoranthene	ND	0.30	96	98	2.1	47	41	13.6	30 - 130	20	
Chrysene	ND	0.50	98	107	8.8	62	53	15.7	30 - 130	20	
Dibenz(a,h)anthracene	ND	0.10	95	101	6.1	54	47	13.9	30 - 130	20	
Fluoranthene	ND	0.50	87	84	3.5	78	72	8.0	30 - 130	20	
Fluorene	ND	0.50	74	79	6.5	82	73	11.6	30 - 130	20	
Indeno(1,2,3-cd)pyrene	ND	0.10	105	111	5.6	57	51	11.1	30 - 130	20	
Naphthalene	ND	0.50	102	100	2.0	110	135	20.4	30 - 130	20	m
Phenanthrene	ND	0.06	100	97	3.0	98	83	16.6	30 - 130	20	
Pyrene	ND	0.50	87	83	4.7	81	72	11.8	30 - 130	20	
% 2-Fluorobiphenyl	77	%	74	74	0.0	79	66	17.9	30 - 130	20	
% Nitrobenzene-d5	89	%	92	86	6.7	93	83	11.4	30 - 130	20	

QA/QC Data

SDG I.D.: GCN21991

Parameter	Blank	Blk RL		LCS %	LCSD %	LCS RPD	MS %	MSD %	MS RPD	% Rec Limits	% RPD Limits	
% Terphenyl-d14	92	%		95	87	8.8	28	24	15.4	30 - 130	20	m

Comment:

Additional 8270 criteria:20% of compounds can be outside of acceptance criteria as long as recovery is at least 10%. (Acid surrogates acceptance range for aqueous samples: 15-110%, for soils 30-130%)

QA/QC Batch 660100 (ug/L), QC Sample No: CN21992 (CN21991, CN21992, CN21993, CN21994, CN21995, CN21996, CN21997)

Volatiles - Ground Water

1,1,1,2-Tetrachloroethane	ND	1.0	107	108	0.9	96	106	9.9	70 - 130	30	
1,1,1-Trichloroethane	ND	1.0	92	91	1.1	88	93	5.5	70 - 130	30	
1,1,2,2-Tetrachloroethane	ND	0.50	113	108	4.5	93	105	12.1	70 - 130	30	
1,1,2-Trichloroethane	ND	1.0	121	115	5.1	98	113	14.2	70 - 130	30	
1,1-Dichloroethane	ND	1.0	92	92	0.0	86	94	8.9	70 - 130	30	
1,1-Dichloroethene	ND	1.0	91	92	1.1	88	95	7.7	70 - 130	30	
1,1-Dichloropropene	ND	1.0	95	95	0.0	89	98	9.6	70 - 130	30	
1,2,3-Trichlorobenzene	ND	1.0	122	118	3.3	97	112	14.4	70 - 130	30	
1,2,3-Trichloropropane	ND	1.0	112	106	5.5	90	100	10.5	70 - 130	30	
1,2,4-Trichlorobenzene	ND	1.0	117	114	2.6	94	111	16.6	70 - 130	30	
1,2,4-Trimethylbenzene	ND	1.0	106	106	0.0	98	105	6.9	70 - 130	30	
1,2-Dibromo-3-chloropropane	ND	1.0	116	112	3.5	87	102	15.9	70 - 130	30	
1,2-Dibromoethane	ND	1.0	116	112	3.5	95	110	14.6	70 - 130	30	
1,2-Dichlorobenzene	ND	1.0	104	101	2.9	91	101	10.4	70 - 130	30	
1,2-Dichloroethane	ND	1.0	108	103	4.7	89	102	13.6	70 - 130	30	
1,2-Dichloropropane	ND	1.0	109	106	2.8	94	107	12.9	70 - 130	30	
1,3,5-Trimethylbenzene	ND	1.0	105	106	0.9	98	106	7.8	70 - 130	30	
1,3-Dichlorobenzene	ND	1.0	103	101	2.0	92	101	9.3	70 - 130	30	
1,3-Dichloropropane	ND	1.0	115	111	3.5	94	108	13.9	70 - 130	30	
1,4-Dichlorobenzene	ND	1.0	102	101	1.0	91	99	8.4	70 - 130	30	
2,2-Dichloropropane	ND	1.0	87	89	2.3	71	78	9.4	70 - 130	30	
2-Chlorotoluene	ND	1.0	105	106	0.9	97	106	8.9	70 - 130	30	
2-Hexanone	ND	5.0	114	117	2.6	86	105	19.9	70 - 130	30	
2-Isopropyltoluene	ND	1.0	103	104	1.0	96	104	8.0	70 - 130	30	
4-Chlorotoluene	ND	1.0	105	105	0.0	97	106	8.9	70 - 130	30	
4-Methyl-2-pentanone	ND	5.0	121	113	6.8	90	109	19.1	70 - 130	30	
Acetone	ND	5.0	107	94	12.9	80	91	12.9	70 - 130	30	
Acrylonitrile	ND	5.0	108	101	6.7	84	94	11.2	70 - 130	30	
Benzene	ND	0.70	98	98	0.0	96	106	9.9	70 - 130	30	
Bromobenzene	ND	1.0	106	105	0.9	94	104	10.1	70 - 130	30	
Bromochloromethane	ND	1.0	100	98	2.0	86	98	13.0	70 - 130	30	
Bromodichloromethane	ND	0.50	107	105	1.9	90	104	14.4	70 - 130	30	
Bromoform	ND	1.0	113	106	6.4	89	100	11.6	70 - 130	30	
Bromomethane	ND	1.0	89	100	11.6	73	91	22.0	70 - 130	30	
Carbon Disulfide	ND	1.0	83	84	1.2	78	86	9.8	70 - 130	30	
Carbon tetrachloride	ND	1.0	93	92	1.1	90	96	6.5	70 - 130	30	
Chlorobenzene	ND	1.0	102	102	0.0	94	103	9.1	70 - 130	30	
Chloroethane	ND	1.0	88	88	0.0	89	94	5.5	70 - 130	30	
Chloroform	ND	1.0	101	92	9.3	87	95	8.8	70 - 130	30	
Chloromethane	ND	1.0	88	89	1.1	84	93	10.2	70 - 130	30	
cis-1,2-Dichloroethene	ND	1.0	95	92	3.2	87	96	9.8	70 - 130	30	
cis-1,3-Dichloropropene	ND	0.40	114	108	5.4	86	103	18.0	70 - 130	30	
Dibromochloromethane	ND	0.50	112	109	2.7	94	105	11.1	70 - 130	30	
Dibromomethane	ND	1.0	117	112	4.4	95	109	13.7	70 - 130	30	
Dichlorodifluoromethane	ND	1.0	82	83	1.2	82	87	5.9	70 - 130	30	
Ethylbenzene	ND	1.0	105	106	0.9	101	109	7.6	70 - 130	30	

QA/QC Data

SDG I.D.: GCN21991

Parameter	Blank	Blk RL	LCS %	LCSD %	LCS RPD	MS %	MSD %	MS RPD	% Rec Limits	% RPD Limits	
Hexachlorobutadiene	ND	0.40	103	104	1.0	95	105	10.0	70 - 130	30	
Isopropylbenzene	ND	1.0	107	108	0.9	101	109	7.6	70 - 130	30	
m&p-Xylene	ND	1.0	107	107	0.0	100	109	8.6	70 - 130	30	
Methyl ethyl ketone	ND	5.0	99	93	6.3	84	93	10.2	70 - 130	30	
Methyl t-butyl ether (MTBE)	ND	1.0	104	99	4.9	82	95	14.7	70 - 130	30	
Methylene chloride	ND	1.0	92	90	2.2	84	92	9.1	70 - 130	30	
Naphthalene	ND	1.0	130	124	4.7	101	122	18.8	70 - 130	30	
n-Butylbenzene	ND	1.0	109	110	0.9	102	109	6.6	70 - 130	30	
n-Propylbenzene	ND	1.0	104	106	1.9	100	107	6.8	70 - 130	30	
o-Xylene	ND	1.0	110	110	0.0	101	111	9.4	70 - 130	30	
p-Isopropyltoluene	ND	1.0	107	108	0.9	101	108	6.7	70 - 130	30	
sec-Butylbenzene	ND	1.0	106	106	0.0	101	109	7.6	70 - 130	30	
Styrene	ND	1.0	116	115	0.9	105	115	9.1	70 - 130	30	
tert-Butylbenzene	ND	1.0	106	107	0.9	100	108	7.7	70 - 130	30	
Tetrachloroethene	ND	1.0	105	104	1.0	97	108	10.7	70 - 130	30	
Tetrahydrofuran (THF)	ND	2.5	101	93	8.2	74	87	16.1	70 - 130	30	
Toluene	ND	1.0	108	107	0.9	98	109	10.6	70 - 130	30	
trans-1,2-Dichloroethene	ND	1.0	91	91	0.0	86	93	7.8	70 - 130	30	
trans-1,3-Dichloropropene	ND	0.40	117	112	4.4	88	104	16.7	70 - 130	30	
trans-1,4-dichloro-2-butene	ND	5.0	101	97	4.0	64	73	13.1	70 - 130	30	m
Trichloroethene	ND	1.0	105	105	0.0	97	108	10.7	70 - 130	30	
Trichlorofluoromethane	ND	1.0	92	92	0.0	91	97	6.4	70 - 130	30	
Trichlorotrifluoroethane	ND	1.0	85	84	1.2	82	86	4.8	70 - 130	30	
Vinyl chloride	ND	1.0	95	97	2.1	93	101	8.2	70 - 130	30	
% 1,2-dichlorobenzene-d4	107	%	102	100	2.0	101	101	0.0	70 - 130	30	
% Bromofluorobenzene	93	%	102	102	0.0	101	101	0.0	70 - 130	30	
% Dibromofluoromethane	93	%	91	88	3.4	88	90	2.2	70 - 130	30	
% Toluene-d8	100	%	100	100	0.0	98	99	1.0	70 - 130	30	

Comment:

Additional 8260 criteria: 10% of LCS/LCSD compounds can be outside of acceptance criteria as long as recovery is 40-160%, 25-160% for Chloroethane-HL and Trichlorofluoromethane-HL.

l = This parameter is outside laboratory LCS/LCSD specified recovery limits.
m = This parameter is outside laboratory MS/MSD specified recovery limits.
r = This parameter is outside laboratory RPD specified recovery limits.

If there are any questions regarding this data, please call Phoenix Client Services at extension 200.

RPD - Relative Percent Difference
LCS - Laboratory Control Sample
LCSD - Laboratory Control Sample Duplicate
MS - Matrix Spike
MS Dup - Matrix Spike Duplicate
NC - No Criteria
Intf - Interference

Phyllis Shiller, Laboratory Director
January 23, 2023

Monday, January 23, 2023

Criteria: CT: GAM, GBM, GWP, RC, SWP

State: CT

Sample Criteria Exceedances Report

GCN21991 - GEI-EVER

SampNo	Acode	Phoenix Analyte	Criteria	Result	RL	Criteria	RL Criteria	Analysis Units
CN21991	$8260GWR	1,2-Dibromo-3-chloropropane	CT / RSR GWPC (ug/l) / APS Organics	ND	0.50	0.2	0.2	ug/L
CN21991	$8260GWR	1,2-Dibromoethane	CT / RSR GWPC (ug/l) / Volatiles	ND	0.25	0.05	0.05	ug/L
CN21992	$8260GWR	1,2-Dibromo-3-chloropropane	CT / RSR GWPC (ug/l) / APS Organics	ND	0.50	0.2	0.2	ug/L
CN21992	$8260GWR	1,2-Dibromoethane	CT / RSR GWPC (ug/l) / Volatiles	ND	0.25	0.05	0.05	ug/L
CN21993	$8260GWR	1,2-Dibromo-3-chloropropane	CT / RSR GWPC (ug/l) / APS Organics	ND	0.50	0.2	0.2	ug/L
CN21993	$8260GWR	1,2-Dibromoethane	CT / RSR GWPC (ug/l) / Volatiles	ND	0.25	0.05	0.05	ug/L
CN21994	$8260GWR	1,2-Dibromo-3-chloropropane	CT / RSR GWPC (ug/l) / APS Organics	ND	0.50	0.2	0.2	ug/L
CN21994	$8260GWR	1,2-Dibromoethane	CT / RSR GWPC (ug/l) / Volatiles	ND	0.25	0.05	0.05	ug/L
CN21995	$8100CTSIMR	Benzo(b)fluoranthene	CT / RSR GWPC (ug/l) / Semivolatiles	0.09	0.07	0.08	0.08	ug/L
CN21995	$8100CTSIMR	Benz(a)anthracene	CT / RSR GWPC (ug/l) / Semivolatiles	0.15	0.05	0.06	0.06	ug/L
CN21995	$8260GWR	1,2-Dibromo-3-chloropropane	CT / RSR GWPC (ug/l) / APS Organics	ND	0.50	0.2	0.2	ug/L
CN21995	$8260GWR	1,2-Dibromoethane	CT / RSR GWPC (ug/l) / Volatiles	ND	0.25	0.05	0.05	ug/L
CN21996	$8260GWR	1,2-Dibromo-3-chloropropane	CT / RSR GWPC (ug/l) / APS Organics	ND	0.50	0.2	0.2	ug/L
CN21996	$8260GWR	1,2-Dibromoethane	CT / RSR GWPC (ug/l) / Volatiles	ND	0.25	0.05	0.05	ug/L
CN21997	$8260GWR	1,2-Dibromo-3-chloropropane	CT / RSR GWPC (ug/l) / APS Organics	ND	0.50	0.2	0.2	ug/L
CN21997	$8260GWR	1,2-Dibromoethane	CT / RSR GWPC (ug/l) / Volatiles	ND	0.25	0.05	0.05	ug/L

Phoenix Laboratories does not assume responsibility for the data contained in this exceedance report. It is provided as an additional tool to identify requested criteria exceedences. All efforts are made to ensure the accuracy of the data (obtained from appropriate agencies). A lack of exceedence information does not necessarily suggest conformance to the criteria. It is ultimately the site professional's responsibility to determine appropriate compliance.

REASONABLE CONFIDENCE PROTOCOL
LABORATORY ANALYSIS QA/QC CERTIFICATION FORM

Laboratory Name: Phoenix Environmental Labs, Inc. ***Client:*** GEI Consultants

Project Location: ROCKVILLE FMR MGP ***Project Number:***

Laboratory Sample ID(s): CN21991-CN21997 ***Sampling Date(s):*** 1/11/2023

List RCP Methods Used (e.g., 8260, 8270, et cetera) 6010, 7470/7471, 8260, 8270, ETPH

1	**For each analytical method referenced in this laboratory report package, were all specified QA/QC performance criteria followed, including the requirement to explain any criteria falling outside of acceptable guidelines, as specified in the CT DEP method-specific Reasonable Confidence Protocol documents?**	☑ Yes ☐ No
1A	**Were the method specified preservation and holding time requirements met?**	☑ Yes ☐ No
1B	***VPH and EPH methods only:*** **Was the VPH or EPH method conducted without significant modifications (see section 11.3 of respective RCP methods)**	☐ Yes ☐ No ☑ NA
2	**Were all samples received by the laboratory in a condition consistent with that described on the associated Chain-of-Custody document(s)?**	☑ Yes ☐ No
3	**Were samples received at an appropriate temperature (< 6 Degrees C)?**	☑ Yes ☐ No ☐ NA
4	**Were all QA/QC performance criteria specified in the Reasonable Confidence Protocol documents acheived? See Sections: ETPH Narration, SVOASIM Narration, VOA Narration.**	☐ Yes ☑ No
5	**a) Were reporting limits specified or referenced on the chain-of-custody?** **b) Were these reporting limits met?**	☑ Yes ☐ No ☐ Yes ☑ No
6	**For each analytical method referenced in this laboratory report package, were results reported for all constituents identified in the method-specific analyte lists presented in the Reasonable Confidence Protocol documents?**	☐ Yes ☑ No
7	**Are project-specific matrix spikes and laboratory duplicates included in the data set?**	☑ Yes ☐ No

Notes: For all questions to which the response was "No" (with the exception of question #7), additional information must be provided in an attached narrative. If the answer to question #1, #1A or 1B is "No", the data package does not meet the requirements for "Reasonable Confidence". This form may not be altered and all questions must be answered.

I, the undersigned, attest under the pains and penalties of perjury that, to the best of my knowledge and belief and based upon my personal inquiry of those responsible for providing the information contained in this analytical report, such information is accurate and complete.

Authorized Signature: Ethan Lee **Position:** Project Manager

Printed Name: Ethan Lee **Date:** Monday, January 23, 2023

Name of Laboratory Phoenix Environmental Labs, Inc.

This certification form is to be used for RCP methods only.

CTDEP RCP Laboratory Analysis QA/QC Certification Form - November 2007
Laboratory Quality Assurance and Quality Control Guidance Reasonable Confidence Protocols

Environmental Laboratories, Inc.
587 East Middle Turnpike, P.O.Box 370, Manchester, CT 06045
Tel. (860) 645-1102 Fax (860) 645-0823

NY # 11301

RCP Certification Report

January 23, 2023

SDG I.D.: GCN21991

SDG Comments

Volatile 8260 analysis:
1,2-Dibromoethane and 1,2-Dibromo-3-chloropropane do not meet GWP criteria, these compounds are analyzed by GC/ECD to achieve this criteria.

8270 Semi-volatile Organics:
The client requested a short list for 8270 RCP Semivolatile. Only the PAH constituents are reported as requested on the chain-of-custody.

Cyanide Narration

Were all QA/QC performance criteria specified in the Reasonable Confidence Protocol documents achieved? Yes.

Instrument:

LACHAT 01/18/23-1 Catherine Lundigan, Greg Danielewski, Chemist 01/18/23

CN21991 , CN21992 , CN21993 , CN21994 , CN21995 , CN21996 , CN21997

The samples were distilled in accordance with the method.
The initial calibration met criteria.

The calibration check standards (ICV,CCV) were within 15% of true value and were analyzed at a frequencey of one per ten samples.
The continuing calibration blanks (ICB,CCB) had concentrations less than the reporting level.

The method blank, laboratory control sample (LCS), and matrix spike were distilled with the samples.

QC (Site Specific):

Batch 660150A (CN21997)

CN21991, CN21992, CN21993, CN21994, CN21995, CN21996, CN21997

All LCS recoveries were within 90 - 110 with the following exceptions: None.
All MS recoveries were within 90 - 110 with the following exceptions: None.
This batch does not include a duplicate.
Additional: LCS acceptance range is 80-120% for soils MS acceptance range 75-125% for soils

ETPH Narration

Environmental Laboratories, Inc.
587 East Middle Turnpike, P.O.Box 370, Manchester, CT 06045
Tel. (860) 645-1102 Fax (860) 645-0823

ACCREDITED IN ACCORDANCE WITH nelac NY # 11301

RCP Certification Report

January 23, 2023

SDG I.D.: GCN21991

ETPH Narration

Were all QA/QC performance criteria specified in the Reasonable Confidence Protocol documents achieved? No.

QC Batch 659741 (Samples: CN21991, CN21992, CN21993, CN21994, CN21995): -----

The LCS and/or the LCSD recovery is above the upper range for one or more analytes that were not reported in the sample(s), therefore no significant bias is suspected. (Ext. Petroleum H.C. (C9-C36))

QC Batch 659920 (Samples: CN21996): -----

One or more surrogates is outside of criteria. (% Terphenyl (surr))

The LCS and/or the LCSD recovery is below the method criteria. All of the other QC is acceptable, therefore no significant bias is suspected. (Ext. Petroleum H.C. (C9-C36))

The LCS/LCSD RPD exceeds the method criteria for one or more analytes, but these analytes were not reported in the sample(s) so no variability is suspected. (Ext. Petroleum H.C. (C9-C36))

The LCS/LCSD RPD exceeds the method criteria for one or more surrogates, therefore there may be variability in the reported result. (% Terphenyl (surr))

QC Batch 660322 (Samples: CN21997): -----

The LCS and/or the LCSD recovery is above the upper range for one or more analytes that were not reported in the sample(s), therefore no significant bias is suspected. (Ext. Petroleum H.C. (C9-C36))

Instrument:

AU-FID21 01/16/23-1 Jeff Bucko, Chemist 01/16/23

CN21996 (1X)

The initial calibration (ET_D15AI) RSD for the compound list was less than 30% except for the following compounds: None.
As per section 7.2.3, a discrimination check standard was run (116A003) and contained the following outliers: None.
The continuing calibration %D for the compound list was less than 30% except for the following compounds:None.

AU-XL1 01/13/23-1 Jeff Bucko, Chemist 01/13/23

CN21991 (1X), CN21992 (1X), CN21993 (1X), CN21994 (1X), CN21995 (1X)

The initial calibration (ETPHN15I) RSD for the compound list was less than 30% except for the following compounds: None.
As per section 7.2.3, a discrimination check standard was run (113A003_1) and contained the following outliers: None.
The continuing calibration %D for the compound list was less than 30% except for the following compounds:None.

AU-XL1 01/19/23-1 Jeff Bucko, Chemist 01/19/23

CN21997 (1X)

The initial calibration (ETPHN15I) RSD for the compound list was less than 30% except for the following compounds: None.
As per section 7.2.3, a discrimination check standard was run (119A003_1) and contained the following outliers: None.
The continuing calibration %D for the compound list was less than 30% except for the following compounds:None.

QC (Batch Specific):

Batch 659920 (CN22102)

CN21996

Environmental Laboratories, Inc.
587 East Middle Turnpike, P.O.Box 370, Manchester, CT 06045
Tel. (860) 645-1102 Fax (860) 645-0823

RCP Certification Report

January 23, 2023

SDG I.D.: GCN21991

ETPH Narration

All LCS recoveries were within 60 - 120 with the following exceptions: None.
All LCSD recoveries were within 60 - 120 with the following exceptions: % Terphenyl (surr)(36%), Ext. Petroleum H.C. (C9-C36)(38%)
All LCS/LCSD RPDs were less than 30% with the following exceptions: % Terphenyl (surr)(53.1%), Ext. Petroleum H.C. (C9-C36)(51.0%)
Additional surrogate criteria: LCS acceptance range is 60-120% MS acceptance range 50-150%. The ETPH/DRO LCS has been normalized based on the alkane calibration.

Batch 660322 (CN23287)

CN21997

All LCS recoveries were within 60 - 120 with the following exceptions: Ext. Petroleum H.C. (C9-C36)(136%)
All LCSD recoveries were within 60 - 120 with the following exceptions: Ext. Petroleum H.C. (C9-C36)(124%)
All LCS/LCSD RPDs were less than 30% with the following exceptions: None.
Additional surrogate criteria: LCS acceptance range is 60-120% MS acceptance range 50-150%. The ETPH/DRO LCS has been normalized based on the alkane calibration.

QC (Site Specific):

Batch 659741 (CN21992)

CN21991, CN21992, CN21993, CN21994, CN21995

All LCS recoveries were within 60 - 120 with the following exceptions: Ext. Petroleum H.C. (C9-C36)(123%)
All LCSD recoveries were within 60 - 120 with the following exceptions: Ext. Petroleum H.C. (C9-C36)(124%)
All LCS/LCSD RPDs were less than 30% with the following exceptions: None.
All MS recoveries were within 50 - 150 with the following exceptions: None.
All MSD recoveries were within 50 - 150 with the following exceptions: None.
All MS/MSD RPDs were less than 30% with the following exceptions: None.
Additional surrogate criteria: LCS acceptance range is 60-120% MS acceptance range 50-150%. The ETPH/DRO LCS has been normalized based on the alkane calibration.

Mercury Narration

Were all QA/QC performance criteria specified in the analytical method achieved? Yes.

Instrument:

MERLIN 01/13/23 13:55 Alexander Latka, Chemist 01/13/23

CN21991, CN21992, CN21993, CN21994, CN21995, CN21996, CN21997

The method preparation blank, ICB, and CCBs contain all of the acids and reagents as the samples.
The initial calibration met all criteria including a standard run at or below the reporting level.
All calibration verification standards (ICV, CCV) met criteria.
All calibration blank verification standards (ICB, CCB) met criteria.
The matrix spike sample is used to identify spectral interference for each batch of samples, if within 85-115%, no interference is observed and no further action is taken.
The following Initial Calibration Verification (ICV) compounds did not meet criteria: None.
The following Continuing Calibration Verification (CCV) compounds did not meet criteria: None.

QC (Site Specific):

Batch 659805 (CN21992)

CN21991, CN21992, CN21993, CN21994, CN21995, CN21996, CN21997

Environmental Laboratories, Inc.
587 East Middle Turnpike, P.O.Box 370, Manchester, CT 06045
Tel. (860) 645-1102 Fax (860) 645-0823

NY # 11301

Certification Report

January 23, 2023

SDG I.D.: GCN21991

Mercury Narration

All LCS recoveries were within 80 - 120 with the following exceptions: None.
All MS recoveries were within 75 - 125 with the following exceptions: None.
All MSD recoveries were within 75 - 125 with the following exceptions: None.
All MS/MSD RPDs were less than 20% with the following exceptions: None.
Additional Mercury criteria: LCS acceptance range for waters is 80-120% and for soils is 70-130%. MS acceptance range is 75-125%.

ICP Metals Narration

Were all QA/QC performance criteria specified in the analytical method achieved? Yes.

Instrument:

ARCOS 01/17/23 08:29 Tina Hall, Chemist 01/17/23

CN21991, CN21992, CN21993, CN21994, CN21995, CN21996, CN21997

Additional criteria for CCV and ICSAB:
Sodium and Potassium are poor performing elements, the laboratory's in-house limits are 85-115% (CCV) and 70-130% (ICSAB).The linear range is defined daily by the calibration range.
The following Initial Calibration Verification (ICV) compounds did not meet criteria: None.
The following Continuing Calibration Verification (CCV) compounds did not meet criteria: None.
The following ICP Interference Check (ICSAB) compounds did not meet criteria: None.

QC (Site Specific):

Batch 659710 (CN21992)

CN21991, CN21992, CN21993, CN21994, CN21995, CN21996, CN21997

All LCS recoveries were within 80 - 120 with the following exceptions: None.
All LCSD recoveries were within 80 - 120 with the following exceptions: None.
All LCS/LCSD RPDs were less than 20% with the following exceptions: None.
All MS recoveries were within 75 - 125 with the following exceptions: None.
All MSD recoveries were within 75 - 125 with the following exceptions: None.
All MS/MSD RPDs were less than 20% with the following exceptions: None.
Additional Criteria: LCS acceptance range is 80-120% MS acceptance range 75-125%.

ICPMS Metals Narration

Were all QA/QC performance criteria specified in the analytical method achieved? Yes.

Instrument:

ICPMS 01/13/23 09:58 Cindy Pearce, Chemist 01/13/23

CN21991, CN21992, CN21993, CN21994, CN21995, CN21996, CN21997

The linear range is defined daily by the calibration range.
The following Initial Calibration Verification (ICV) compounds did not meet criteria: None.
The following Continuing Calibration Verification (CCV) compounds did not meet criteria: None.
The following samples did not meet internal standard criteria: None.

QC (Site Specific):

Batch 659711 (CN21992)

Environmental Laboratories, Inc.
587 East Middle Turnpike, P.O.Box 370, Manchester, CT 06045
Tel. (860) 645-1102 Fax (860) 645-0823

NY # 11301

Certification Report

January 23, 2023

SDG I.D.: GCN21991

ICPMS Metals Narration

CN21991, CN21992, CN21993, CN21994, CN21995, CN21996, CN21997

All LCS recoveries were within 80 - 120 with the following exceptions: None.
All LCSD recoveries were within 80 - 120 with the following exceptions: None.
All LCS/LCSD RPDs were less than 20% with the following exceptions: None.
All MS recoveries were within 75 - 125 with the following exceptions: None.
All MSD recoveries were within 75 - 125 with the following exceptions: None.
All MS/MSD RPDs were less than 20% with the following exceptions: None.
Additional Criteria: LCS acceptance range is 80-120% MS acceptance range 75-125%.

SVOASIM Narration

Were all QA/QC performance criteria specified in the Reasonable Confidence Protocol documents achieved? No.

QC Batch 660146 (Samples: CN21991, CN21992, CN21993, CN21994, CN21995, CN21996, CN21997): -----

One or more surrogates is outside of criteria. (% Terphenyl-d14)

The LCS/LCSD recovery is acceptable. One or more analytes in the site specific matrix spike recovery is below the method criteria, therefore a low bias is likely. (Benzo(a)pyrene)

The MS and/or the MSD recovery is above the upper range for one or more analytes that were not reported in the sample(s), therefore no significant bias is suspected. (Naphthalene)

The MS/MSD RPD exceeds the method criteria for one or more analytes, therefore there may be variability in the reported result. (Benzo(a)pyrene)

Instrument:

CHEM27 01/17/23-1 Wes Bryon, Chemist 01/17/23

CN21991 (1X), CN21992 (1X, 1000X), CN21993 (1X), CN21994 (1X), CN21995 (1X), CN21996 (1X), CN21997 (1X)

For 8270 BN list, benzidine peak tailing was evaluated in the DFTPP tune and was found to be in control.

Initial Calibration Evaluation (CHEM27/27_BNSIM18_0109):
100% of target compounds met criteria.
The following compounds had %RSDs >20%: None.
The following compounds did not meet recommended response factors: None.
The following compounds did not meet a minimum response factors: None.

Continuing Calibration Verification (CHEM27/0117_03-27_BNSIM18_0109):
Internal standard areas were within 50 to 200% of the initial calibration with the following exceptions: None.
100% of target compounds met criteria.
The following compounds did not meet % deviation criteria: None.
The following compounds did not meet maximum % deviations: None.
The following compounds did not meet recommended response factors: None.
The following compounds did not meet minimum response factors: None.

QC (Site Specific):

Batch 660146 (CN21992)

Environmental Laboratories, Inc.
587 East Middle Turnpike, P.O.Box 370, Manchester, CT 06045
Tel. (860) 645-1102 Fax (860) 645-0823

NY # 11301

RCP Certification Report

January 23, 2023

SDG I.D.: GCN21991

SVOASIM Narration

CN21991, CN21992, CN21993, CN21994, CN21995, CN21996, CN21997

All LCS recoveries were within 30 - 130 with the following exceptions: None.
All LCSD recoveries were within 30 - 130 with the following exceptions: None.
All LCS/LCSD RPDs were less than 20% with the following exceptions: None.
All MS recoveries were within 30 - 130 with the following exceptions: % Terphenyl-d14(28%)
All MSD recoveries were within 30 - 130 with the following exceptions: % Terphenyl-d14(24%), Benzo(a)pyrene(26%), Naphthalene(135%)
All MS/MSD RPDs were less than 20% with the following exceptions: Benzo(a)pyrene(71.6%)
A matrix effect is suspected when a MS/MSD recovery is outside of criteria. No further action is required if LCS/LCSD compounds are within criteria.
Additional 8270 criteria:20% of compounds can be outside of acceptance criteria as long as recovery is at least 10%. (Acid surrogates acceptance range for aqueous samples: 15-110%, for soils 30-130%)

VOA Narration

Were all QA/QC performance criteria specified in the Reasonable Confidence Protocol documents achieved? No.

QC Batch 660100 (Samples: CN21991, CN21992, CN21993, CN21994, CN21995, CN21996, CN21997): -----

The LCS/LCSD recovery is acceptable. One or more analytes in the site specific matrix spike recovery is below the method criteria, therefore a low bias is likely. (trans-1,4-dichloro-2-butene)

Instrument:

CHEM17 01/13/23-1 Michael Hahn, Chemist 01/13/23

CN21991 (1X), CN21992 (1X), CN21993 (1X), CN21994 (1X), CN21995 (1X), CN21996 (1X), CN21997 (1X)

Chem 17 is a 25ml purge instrument. The laboratory minimum response factor is set at 0.01 instead of 0.05 for the 25ml purge instruments.
EPA method 8260D Table 4 supports this approach.

Initial Calibration Evaluation (CHEM17/VT-010323):
94% of target compounds met criteria.
The following compounds had %RSDs >20%: 1,2-Dibromo-3-chloropropane 21% (20%), 2-Hexanone 21% (20%), Naphthalene 31% (20%), Styrene 21% (20%), trans-1,4-dichloro-2-butene 24% (20%)
The following compounds did not meet Table 4 recommended minimum response factors: 1,2-Dibromo-3-chloropropane 0.028 (0.05), 2-Hexanone 0.034 (0.1), 4-Methyl-2-pentanone 0.050 (0.1), Acetone 0.025 (0.1), Acrylonitrile 0.032 (0.05), Bromoform 0.078 (0.1), Methyl ethyl ketone 0.038 (0.1), Tetrahydrofuran (THF) 0.024 (0.05)
The following compounds did not meet the minimum response factor of 0.05: 1,2-Dibromo-3-chloropropane 0.028 (0.05), 2-Hexanone 0.034 (0.05), Acetone 0.025 (0.05), Acrylonitrile 0.032 (0.05), Methyl ethyl ketone 0.038 (0.05), Tetrahydrofuran (THF) 0.024 (0.05)

Continuing Calibration Verification (CHEM17/0113_02-VT-010323):
Internal standard areas were within 50 to 200% of the initial calibration with the following exceptions: None.
100% of target compounds met criteria.
The following compounds did not meet % deviation criteria: None.
The following compounds did not meet maximum % deviations: None.
The following compounds did not meet Table 4 recommended minimum response factors: 1,2-Dibromo-3-chloropropane 0.030 (0.05), 2-Hexanone 0.034 (0.05), Acetone 0.024 (0.05), Acrylonitrile 0.032 (0.05), Methyl ethyl ketone 0.035 (0.05), Tetrahydrofuran (THF) 0.022 (0.05)

Environmental Laboratories, Inc.
587 East Middle Turnpike, P.O.Box 370, Manchester, CT 06045
Tel. (860) 645-1102 Fax (860) 645-0823

ACCREDITED IN ACCORDANCE WITH nelac NY # 11301

RCP Certification Report

January 23, 2023

SDG I.D.: GCN21991

VOA Narration

QC (Site Specific):

Batch 660100 (CN21992) CHEM17 1/13/2023-1

CN21991(1X), CN21992(1X), CN21993(1X), CN21994(1X), CN21995(1X), CN21996(1X), CN21997(1X)

All LCS recoveries were within 70 - 130 with the following exceptions: None.
All LCSD recoveries were within 70 - 130 with the following exceptions: None.
All LCS/LCSD RPDs were less than 30% with the following exceptions: None.
All MS recoveries were within 70 - 130 with the following exceptions: trans-1,4-dichloro-2-butene(64%)
All MSD recoveries were within 70 - 130 with the following exceptions: None.
All MS/MSD RPDs were less than 30% with the following exceptions: None.
A matrix effect is suspected when a MS/MSD recovery is outside of criteria. No further action is required if LCS/LCSD compounds are within criteria.
Additional 8260 criteria: 10% of LCS/LCSD compounds can be outside of acceptance criteria as long as recovery is 40-160%, 25-160% for Chloroethane-HL and Trichlorofluoromethane-HL.

Temperature Narration

The samples were received at 1.4C with cooling initiated.
(Note acceptance criteria for relevant matrices is above freezing up to 6°C)

Cooler: Yes [X] No [ ]
Coolant: IPK [X] ICE [ ] No [ ]

CHAIN OF CUSTODY RECORD

Temp 1.4 °C Pg of

PHOENIX *Environmental Laboratories, Inc.*

587 East Middle Turnpike, P.O. Box 370, Manchester, CT 06040
Email Makrina Nolan: makrina@phoenixlabs.com Fax (860) 645-0823
Client Services (860) 645-1102

Data Delivery/Contact Options:
[ ] Fax:
[ ] Phone:
[X] Email: JHolden@geiconsultants.com *

Customer: GEI consultants inc.
Address: 455 Winding Brook Drive Suite 201
Glastonbury, CT, 06033
860-368-5382

Project: Rockville FMR. MGP
Report to: Jeffrey Holden
Invoice to: Jeffrey Holden
QUOTE #

Project P.O: 2200138-1.4

This section MUST be completed with Bottle Quantities.

Sampler's Signature: Julia Fontaine Date: 1/11/23

Client Sample - Information - Identification

Matrix Code:
DW=Drinking Water GW=Ground Water SW=Surface Water WW=Waste Water
RW=Raw Water SE=Sediment SL=Sludge S=Soil SD=Solid W=Wipe OIL=Oil
B=Bulk L=Liquid X = water (Other)

Analysis Request

PHOENIX USE ONLY SAMPLE #	Customer Sample Identification	Sample Matrix	Date Sampled	Time Sampled	ETPH	VOC	PAH	RSR Metals cyanide	MS/MSD *	GL Amber 8 oz. [ ] H3PO4 [ ] NaHSO4	Soil VOA Vials [ ] methanol [ ] H2O	GL Soil container ( ) oz	GL Soil container ( ) oz	40 ml VOA Vial [ ] As is [X] HCL	GL Amber 1000ml [X] As is [ ] H2SO4	PL As is [ ] 250ml [ ] 500ml [ ] 1000ml	PL H2SO4 [ ] 250ml [ ] 500ml	PL HNO3 250ml	PL NaOH 250ml	Bacteria Bottle w/thio	Bacteria Bottle as is	Total
21991	MW-44S	GW	1/11/23	0930	1	3	2	1	1					3	3			1	1			8
21992	MW-44M	GW		0920	1	3	2	1	1					3	3			1	1			8
	MW-44M-MS	GW		0920	1	3	2	1	1					3	3			1	1			8
	MW-44M-MSD	GW		0920	1	3	2	1	1					3	3			1	1			8
21993	MW-43M	GW		1255	1	3	2	1	1					3	3			1	1			8
21994	MW-43S	GW		1305	1	3	2	1	1					3	3			1	1			8
21995	MW-45S	GW		1525	1	3	2	1	1					3	3			1	1			8
21996	MW-45M	GW		1535	1	3	2	1	1					3	3			1	1			8
21997	EB-01112023	X		1550	1	3	2	1	1					3	3			1	1			8
* 21998	TB-01112023	X		—		3								3								3

Relinquished by:	Accepted by:	Date:	Time:
R. Perryman		1/11/23	1800
		1/12/23	11:00

Comments, Special Requirements or Regulations:
Direct bill to Eversource project ID 11117308
* Please cc: drew.blicharz@eversource.com
PBlessing@geiconsultants.com
JFarnham@geiconsultants.com
RPerryman@geiconsultants.com
eastregiondata@geiconsultants.com
*MS/MSD are considered site samples and will be billed as such in accordance with the prices quoted.

Turnaround Time:
[ ] 1 Day*
[ ] 2 Days*
[ ] 3 Days*
[X] Standard
[ ] Other
* SURCHARGE APPLIES

RI
[ ] (Residential) Direct Exposure
[ ] (Comm/Industrial) Direct Exposure
[ ] GA Leachability
[ ] GB Leachability
[ ] GA-GW Objectives
[ ] GB-GW Objectives

CT
[X] RCP Cert
[X] GW Protection
[X] SW Protection
[X] GA Mobility
[X] GB Mobility
[X] Residential DEC
[ ] I/C DEC
[ ] Other

MA
[ ] MCP Certification
[ ] GW-1 [ ] MWRA eSMART
[ ] GW-2 [ ] S-1 10% CALC
[ ] GW-3
[ ] S-1 GW-1 [ ] S-1 GW-2 [ ] S-1 GW-3
[ ] S-2 GW-1 [ ] S-2 GW-2 [ ] S-2 GW-3
[ ] S-3 GW-1 [ ] S-3 GW-2 [ ] S-3 GW-3
[ ] SW Protection

State where samples were collected: CT

Data Format
[X] Excel
[X] PDF
[ ] GIS/Key
[ ] EQuIS
[ ] Other

Data Package
[ ] Tier II Checklist
[ ] Full Data Package*
[X] Phoenix Std Report
[ ] Other
* SURCHARGE APPLIES

PEL-126 REV. 03/22

*NO TB received (MP)

GCN 21991

Monica Pellerin

From: Monica Pellerin
Sent: Thursday, January 12, 2023 12:41 PM
To: 'jholden@geiconsultants.com'
Subject: Rockville FMR MGP
Attachments: SKM_458e23011213030.pdf

Good afternoon.

Our courier picked up samples for the above referenced project. Unfortunately, we are missing the following:

TB-01112023 (3 HCL Vials)

I have attached a copy of the chain of custody for reference.

Monica

Monica Pellerin
Client Service Representative/
Sample Receiving
Phoenix Environmental Labs
587 Middle Turnpike East
Manchester, CT
860-645-1102
Fax: 860-645-0823

This message and any attachments are solely for the intended recipient and may contain confidential or privileged information. If you are not the intended recipient, any disclosure, copying, use, or distribution of the information included in this message and any attachments is prohibited. If you have received this communication in error, please notify us by reply e-mail and immediately and permanently delete this message and any attachments.

PHOENIX
Environmental Laboratories, Inc.

Monday, January 23, 2023

Attn: Jeffrey Holden
GEI Consultants
455 Winding Brook Drive
Suite 201
Glastonbury, CT 06033

Project ID: ROCKVILLE FMR MGP
SDG ID: GCN22959
Sample ID#s: CN22959 - CN22965

This laboratory is in compliance with the NELAC requirements of procedures used except where indicated.

This report contains results for the parameters tested, under the sampling conditions described on the Chain Of Custody, as received by the laboratory. This report is incomplete unless all pages indicated in the pagination at the bottom of the page are included.

A scanned version of the COC form accompanies the analytical report and is an exact duplicate of the original.

If you are the client above and have any questions concerning this testing, please do not hesitate to contact Phoenix Client Services at ext.200. The contents of this report cannot be discussed with anyone other than the client listed above without their written consent.

Sincerely yours,

Phyllis Shiller
Laboratory Director

NELAC - #NY11301
CT Lab Registration #PH-0618
MA Lab Registration #M-CT007
ME Lab Registration #CT-007
NH Lab Registration #213693-A,B
NJ Lab Registration #CT-003
NY Lab Registration #11301
PA Lab Registration #68-03530
RI Lab Registration #63
VT Lab Registration #VT11301

Environmental Laboratories, Inc.
587 East Middle Turnpike, P.O.Box 370, Manchester, CT 06045
Tel. (860) 645-1102 Fax (860) 645-0823

NY # 11301

SDG Comments

January 23, 2023

SDG I.D.: GCN22959

Volatile 8260 analysis:
1,2-Dibromoethane and 1,2-Dibromo-3-chloropropane do not meet GWP criteria, these compounds are analyzed by GC/ECD to achieve this criteria.



Environmental Laboratories, Inc.
587 East Middle Turnpike, P.O.Box 370, Manchester, CT 06045
Tel. (860) 645-1102 Fax (860) 645-0823

Sample Id Cross Reference

January 23, 2023

SDG I.D.: GCN22959

Project ID: ROCKVILLE FMR MGP

Client Id	Lab Id	Matrix
MW-42S	CN22959	GROUND WATER
MW-42M	CN22960	GROUND WATER
MW-29S	CN22961	GROUND WATER
MW-41S	CN22962	GROUND WATER
MW-40S	CN22963	GROUND WATER
MW-46M	CN22964	GROUND WATER
TB-011223	CN22965	GROUND WATER

Environmental Laboratories, Inc.
587 East Middle Turnpike, P.O.Box 370, Manchester, CT 06045
Tel. (860) 645-1102 Fax (860) 645-0823

Analysis Report

January 23, 2023

FOR: Attn: Jeffrey Holden
GEI Consultants
455 Winding Brook Drive
Suite 201
Glastonbury, CT 06033

Sample Information		Custody Information		Date	Time
Matrix:	GROUND WATER	Collected by:		01/12/23	9:10
Location Code:	GEI-EVER	Received by:	B	01/12/23	17:40
Rush Request:	Standard	Analyzed by:	see "By" below		
P.O.#:	2200138				

Laboratory Data

SDG ID: GCN22959
Phoenix ID: CN22959

Project ID: ROCKVILLE FMR MGP
Client ID: MW-42S

Parameter	Result	RL/ PQL	Units	Dilution	Date/Time	By	Reference
Silver	< 0.001	0.001	mg/L	1	01/17/23	TH	SW6010D
Arsenic	< 0.004	0.004	mg/L	1	01/17/23	TH	SW6010D
Barium	0.061	0.002	mg/L	1	01/17/23	TH	SW6010D
Beryllium	< 0.001	0.001	mg/L	1	01/17/23	TH	SW6010D
Cadmium	< 0.001	0.001	mg/L	1	01/17/23	TH	SW6010D
Chromium	< 0.001	0.001	mg/L	1	01/17/23	TH	SW6010D
Copper	< 0.005	0.005	mg/L	1	01/17/23	TH	SW6010D
Mercury	< 0.0002	0.0002	mg/L	1	01/13/23	AL1	SW7470A
Nickel	< 0.001	0.001	mg/L	1	01/17/23	TH	SW6010D
Lead	0.001	0.001	mg/L	1	01/17/23	TH	SW6010D
Antimony	< 0.005	0.005	mg/L	1	01/17/23	TH	SW6010D
Selenium	< 0.010	0.010	mg/L	1	01/17/23	TH	SW6010D
Thallium	< 0.0005	0.0005	mg/L	5	01/19/23	MGH	SW6020B
Vanadium	< 0.002	0.002	mg/L	1	01/17/23	TH	SW6010D
Zinc	< 0.004	0.004	mg/L	1	01/17/23	TH	SW6010D
Total Cyanide	< 0.020	0.020	mg/L	2	01/18/23	GD	SW9010C/SW9012B
Extraction of ETPH	Completed				01/13/23	X/MQ	SW3510C/SW3520C
Mercury Digestion	Completed				01/13/23	AB/AB	SW7470A
Semi-Volatile Extraction	Completed				01/17/23	X/K	SW3520C
Total Metals Digestion	Completed				01/16/23	AG	
Total Metals Digestion MS	Completed				01/13/23	AG	
TPH by GC (Extractable Products)							
Ext. Petroleum H.C. (C9-C36)	ND	0.071	mg/L	1	01/16/23	JRB	CTETPH
Identification	ND		mg/L	1	01/16/23	JRB	CTETPH
QA/QC Surrogates							
% Terphenyl (surr)	62		%	1	01/16/23	JRB	50 - 150 %

Ver 1

Project ID: ROCKVILLE FMR MGP
Client ID: MW-42S

Phoenix I.D.: CN22959

Parameter	Result	RL/ PQL	Units	Dilution	Date/Time	By	Reference
Volatiles							
1,1,1,2-Tetrachloroethane	ND	1.0	ug/L	1	01/14/23	MH	SW8260C
1,1,1-Trichloroethane	ND	1.0	ug/L	1	01/14/23	MH	SW8260C
1,1,2,2-Tetrachloroethane	ND	0.50	ug/L	1	01/14/23	MH	SW8260C
1,1,2-Trichloroethane	ND	1.0	ug/L	1	01/14/23	MH	SW8260C
1,1-Dichloroethane	ND	1.0	ug/L	1	01/14/23	MH	SW8260C
1,1-Dichloroethene	ND	1.0	ug/L	1	01/14/23	MH	SW8260C
1,1-Dichloropropene	ND	1.0	ug/L	1	01/14/23	MH	SW8260C
1,2,3-Trichlorobenzene	ND	1.0	ug/L	1	01/14/23	MH	SW8260C
1,2,3-Trichloropropane	ND	1.0	ug/L	1	01/14/23	MH	SW8260C
1,2,4-Trichlorobenzene	ND	1.0	ug/L	1	01/14/23	MH	SW8260C
1,2,4-Trimethylbenzene	ND	1.0	ug/L	1	01/14/23	MH	SW8260C
1,2-Dibromo-3-chloropropane	ND	0.50	ug/L	1	01/14/23	MH	SW8260C
1,2-Dibromoethane	ND	0.25	ug/L	1	01/14/23	MH	SW8260C
1,2-Dichlorobenzene	ND	1.0	ug/L	1	01/14/23	MH	SW8260C
1,2-Dichloroethane	ND	0.60	ug/L	1	01/14/23	MH	SW8260C
1,2-Dichloropropane	ND	1.0	ug/L	1	01/14/23	MH	SW8260C
1,3,5-Trimethylbenzene	ND	1.0	ug/L	1	01/14/23	MH	SW8260C
1,3-Dichlorobenzene	ND	1.0	ug/L	1	01/14/23	MH	SW8260C
1,3-Dichloropropane	ND	1.0	ug/L	1	01/14/23	MH	SW8260C
1,4-Dichlorobenzene	ND	1.0	ug/L	1	01/14/23	MH	SW8260C
2,2-Dichloropropane	ND	1.0	ug/L	1	01/14/23	MH	SW8260C
2-Chlorotoluene	ND	1.0	ug/L	1	01/14/23	MH	SW8260C
2-Hexanone	ND	5.0	ug/L	1	01/14/23	MH	SW8260C
2-Isopropyltoluene	ND	1.0	ug/L	1	01/14/23	MH	SW8260C
4-Chlorotoluene	ND	1.0	ug/L	1	01/14/23	MH	SW8260C
4-Methyl-2-pentanone	ND	5.0	ug/L	1	01/14/23	MH	SW8260C
Acetone	ND	25	ug/L	1	01/14/23	MH	SW8260C
Acrylonitrile	ND	0.50	ug/L	1	01/14/23	MH	SW8260C
Benzene	ND	0.70	ug/L	1	01/14/23	MH	SW8260C
Bromobenzene	ND	1.0	ug/L	1	01/14/23	MH	SW8260C
Bromochloromethane	ND	1.0	ug/L	1	01/14/23	MH	SW8260C
Bromodichloromethane	ND	0.50	ug/L	1	01/14/23	MH	SW8260C
Bromoform	ND	1.0	ug/L	1	01/14/23	MH	SW8260C
Bromomethane	ND	1.0	ug/L	1	01/14/23	MH	SW8260C
Carbon Disulfide	ND	5.0	ug/L	1	01/14/23	MH	SW8260C
Carbon tetrachloride	ND	1.0	ug/L	1	01/14/23	MH	SW8260C
Chlorobenzene	ND	1.0	ug/L	1	01/14/23	MH	SW8260C
Chloroethane	ND	1.0	ug/L	1	01/14/23	MH	SW8260C
Chloroform	ND	1.0	ug/L	1	01/14/23	MH	SW8260C
Chloromethane	ND	1.0	ug/L	1	01/14/23	MH	SW8260C
cis-1,2-Dichloroethene	ND	1.0	ug/L	1	01/14/23	MH	SW8260C
cis-1,3-Dichloropropene	ND	0.40	ug/L	1	01/14/23	MH	SW8260C
Dibromochloromethane	ND	0.50	ug/L	1	01/14/23	MH	SW8260C
Dibromomethane	ND	1.0	ug/L	1	01/14/23	MH	SW8260C
Dichlorodifluoromethane	ND	1.0	ug/L	1	01/14/23	MH	SW8260C
Ethylbenzene	ND	1.0	ug/L	1	01/14/23	MH	SW8260C
Hexachlorobutadiene	ND	0.40	ug/L	1	01/14/23	MH	SW8260C
Isopropylbenzene	ND	1.0	ug/L	1	01/14/23	MH	SW8260C

Ver 1

Project ID: ROCKVILLE FMR MGP
Client ID: MW-42S

Phoenix I.D.: CN22959

Parameter	Result	RL/ PQL	Units	Dilution	Date/Time	By	Reference
m&p-Xylene	ND	1.0	ug/L	1	01/14/23	MH	SW8260C
Methyl ethyl ketone	ND	5.0	ug/L	1	01/14/23	MH	SW8260C
Methyl t-butyl ether (MTBE)	ND	1.0	ug/L	1	01/14/23	MH	SW8260C
Methylene chloride	ND	1.0	ug/L	1	01/14/23	MH	SW8260C
Naphthalene	ND	1.0	ug/L	1	01/14/23	MH	SW8260C
n-Butylbenzene	ND	1.0	ug/L	1	01/14/23	MH	SW8260C
n-Propylbenzene	ND	1.0	ug/L	1	01/14/23	MH	SW8260C
o-Xylene	ND	1.0	ug/L	1	01/14/23	MH	SW8260C
p-Isopropyltoluene	ND	1.0	ug/L	1	01/14/23	MH	SW8260C
sec-Butylbenzene	ND	1.0	ug/L	1	01/14/23	MH	SW8260C
Styrene	ND	1.0	ug/L	1	01/14/23	MH	SW8260C
tert-Butylbenzene	ND	1.0	ug/L	1	01/14/23	MH	SW8260C
Tetrachloroethene	ND	1.0	ug/L	1	01/14/23	MH	SW8260C
Tetrahydrofuran (THF)	ND	2.5	ug/L	1	01/14/23	MH	SW8260C
Toluene	ND	1.0	ug/L	1	01/14/23	MH	SW8260C
Total Xylenes	ND	1.0	ug/L	1	01/14/23	MH	SW8260C
trans-1,2-Dichloroethene	ND	1.0	ug/L	1	01/14/23	MH	SW8260C
trans-1,3-Dichloropropene	ND	0.40	ug/L	1	01/14/23	MH	SW8260C
trans-1,4-dichloro-2-butene	ND	5.0	ug/L	1	01/14/23	MH	SW8260C
Trichloroethene	ND	1.0	ug/L	1	01/14/23	MH	SW8260C
Trichlorofluoromethane	ND	1.0	ug/L	1	01/14/23	MH	SW8260C
Trichlorotrifluoroethane	ND	1.0	ug/L	1	01/14/23	MH	SW8260C
Vinyl chloride	ND	1.0	ug/L	1	01/14/23	MH	SW8260C
QA/QC Surrogates							
% 1,2-dichlorobenzene-d4	106		%	1	01/14/23	MH	70 - 130 %
% Bromofluorobenzene	94		%	1	01/14/23	MH	70 - 130 %
% Dibromofluoromethane	90		%	1	01/14/23	MH	70 - 130 %
% Toluene-d8	100		%	1	01/14/23	MH	70 - 130 %
Semivolatiles by SIM, PAH							
2-Methylnaphthalene	ND	0.49	ug/L	1	01/18/23	WB	SW8270D (SIM)
Acenaphthene	ND	0.49	ug/L	1	01/18/23	WB	SW8270D (SIM)
Acenaphthylene	ND	0.29	ug/L	1	01/18/23	WB	SW8270D (SIM)
Anthracene	ND	0.49	ug/L	1	01/18/23	WB	SW8270D (SIM)
Benz(a)anthracene	ND	0.05	ug/L	1	01/18/23	WB	SW8270D (SIM)
Benzo(a)pyrene	ND	0.20	ug/L	1	01/18/23	WB	SW8270D (SIM)
Benzo(b)fluoranthene	ND	0.07	ug/L	1	01/18/23	WB	SW8270D (SIM)
Benzo(ghi)perylene	ND	0.47	ug/L	1	01/18/23	WB	SW8270D (SIM)
Benzo(k)fluoranthene	ND	0.29	ug/L	1	01/18/23	WB	SW8270D (SIM)
Chrysene	ND	0.49	ug/L	1	01/18/23	WB	SW8270D (SIM)
Dibenz(a,h)anthracene	ND	0.10	ug/L	1	01/18/23	WB	SW8270D (SIM)
Fluoranthene	ND	0.49	ug/L	1	01/18/23	WB	SW8270D (SIM)
Fluorene	ND	0.49	ug/L	1	01/18/23	WB	SW8270D (SIM)
Indeno(1,2,3-cd)pyrene	ND	0.10	ug/L	1	01/18/23	WB	SW8270D (SIM)
Naphthalene	ND	0.49	ug/L	1	01/18/23	WB	SW8270D (SIM)
Phenanthrene	ND	0.06	ug/L	1	01/18/23	WB	SW8270D (SIM)
Pyrene	ND	0.49	ug/L	1	01/18/23	WB	SW8270D (SIM)
QA/QC Surrogates							
% 2-Fluorobiphenyl	69		%	1	01/18/23	WB	30 - 130 %
% Nitrobenzene-d5	83		%	1	01/18/23	WB	30 - 130 %

Ver 1

Project ID: ROCKVILLE FMR MGP
Client ID: MW-42S

Phoenix I.D.: CN22959

Parameter	Result	RL/ PQL	Units	Dilution	Date/Time	By	Reference
% Terphenyl-d14	69		%	1	01/18/23	WB	30 - 130 %

RL/PQL=Reporting/Practical Quantitation Level ND=Not Detected BRL=Below Reporting Level
QA/QC Surrogates: Surrogates are compounds (preceeded with a %) added by the lab to determine analysis efficiency. Surrogate results(%) listed in the report are not "detected" compounds.

Comments:

If you are the client above and have any questions concerning this testing, please do not hesitate to contact Phoenix Client Services at ext.200.
The contents of this report cannot be discussed with anyone other than the client listed above without their written consent.



Phyllis Shiller, Laboratory Director
January 23, 2023
Reviewed and Released by: Ethan Lee, Project Manager

Environmental Laboratories, Inc.
587 East Middle Turnpike, P.O.Box 370, Manchester, CT 06045
Tel. (860) 645-1102 Fax (860) 645-0823

Analysis Report

January 23, 2023

FOR: Attn: Jeffrey Holden
GEI Consultants
455 Winding Brook Drive
Suite 201
Glastonbury, CT 06033

Sample Information		Custody Information		Date	Time
Matrix:	GROUND WATER	Collected by:		01/12/23	9:20
Location Code:	GEI-EVER	Received by:	B	01/12/23	17:40
Rush Request:	Standard	Analyzed by:	see "By" below		
P.O.#:	2200138				

Laboratory Data

SDG ID: GCN22959
Phoenix ID: CN22960

Project ID: ROCKVILLE FMR MGP
Client ID: MW-42M

Parameter	Result	RL/ PQL	Units	Dilution	Date/Time	By	Reference
Silver	< 0.001	0.001	mg/L	1	01/17/23	TH	SW6010D
Arsenic	< 0.004	0.004	mg/L	1	01/17/23	TH	SW6010D
Barium	0.182	0.002	mg/L	1	01/17/23	TH	SW6010D
Beryllium	< 0.001	0.001	mg/L	1	01/17/23	TH	SW6010D
Cadmium	< 0.001	0.001	mg/L	1	01/17/23	TH	SW6010D
Chromium	< 0.001	0.001	mg/L	1	01/17/23	TH	SW6010D
Copper	< 0.005	0.005	mg/L	1	01/17/23	TH	SW6010D
Mercury	< 0.0002	0.0002	mg/L	1	01/13/23	AL1	SW7470A
Nickel	0.002	0.001	mg/L	1	01/17/23	TH	SW6010D
Lead	< 0.001	0.001	mg/L	1	01/17/23	TH	SW6010D
Antimony	< 0.005	0.005	mg/L	1	01/17/23	TH	SW6010D
Selenium	< 0.010	0.010	mg/L	1	01/17/23	TH	SW6010D
Thallium	< 0.0005	0.0005	mg/L	5	01/19/23	MGH	SW6020B
Vanadium	< 0.002	0.002	mg/L	1	01/17/23	TH	SW6010D
Zinc	< 0.004	0.004	mg/L	1	01/17/23	TH	SW6010D
Total Cyanide	< 0.010	0.010	mg/L	1	01/18/23	GD	SW9010C/SW9012B
Extraction of ETPH	Completed				01/13/23	X/MQ	SW3510C/SW3520C
Mercury Digestion	Completed				01/13/23	AB/AB	SW7470A
Semi-Volatile Extraction	Completed				01/17/23	X/K	SW3520C
Total Metals Digestion	Completed				01/16/23	AG	
Total Metals Digestion MS	Completed				01/13/23	AG	
TPH by GC (Extractable Products)							
Ext. Petroleum H.C. (C9-C36)	0.54	0.066	mg/L	1	01/16/23	JRB	CTETPH
Identification	**		mg/L	1	01/16/23	JRB	CTETPH
QA/QC Surrogates							
% Terphenyl (surr)	54		%	1	01/16/23	JRB	50 - 150 %

Ver 1

Project ID: ROCKVILLE FMR MGP
Client ID: MW-42M

Phoenix I.D.: CN22960

Parameter	Result	RL/ PQL	Units	Dilution	Date/Time	By	Reference
Volatiles							
1,1,1,2-Tetrachloroethane	ND	1.0	ug/L	1	01/14/23	MH	SW8260C
1,1,1-Trichloroethane	ND	1.0	ug/L	1	01/14/23	MH	SW8260C
1,1,2,2-Tetrachloroethane	ND	0.50	ug/L	1	01/14/23	MH	SW8260C
1,1,2-Trichloroethane	ND	1.0	ug/L	1	01/14/23	MH	SW8260C
1,1-Dichloroethane	ND	1.0	ug/L	1	01/14/23	MH	SW8260C
1,1-Dichloroethene	ND	1.0	ug/L	1	01/14/23	MH	SW8260C
1,1-Dichloropropene	ND	1.0	ug/L	1	01/14/23	MH	SW8260C
1,2,3-Trichlorobenzene	ND	1.0	ug/L	1	01/14/23	MH	SW8260C
1,2,3-Trichloropropane	ND	1.0	ug/L	1	01/14/23	MH	SW8260C
1,2,4-Trichlorobenzene	ND	1.0	ug/L	1	01/14/23	MH	SW8260C
1,2,4-Trimethylbenzene	17	1.0	ug/L	1	01/14/23	MH	SW8260C
1,2-Dibromo-3-chloropropane	ND	0.50	ug/L	1	01/14/23	MH	SW8260C
1,2-Dibromoethane	ND	0.25	ug/L	1	01/14/23	MH	SW8260C
1,2-Dichlorobenzene	ND	1.0	ug/L	1	01/14/23	MH	SW8260C
1,2-Dichloroethane	ND	0.60	ug/L	1	01/14/23	MH	SW8260C
1,2-Dichloropropane	ND	1.0	ug/L	1	01/14/23	MH	SW8260C
1,3,5-Trimethylbenzene	1.4	1.0	ug/L	1	01/14/23	MH	SW8260C
1,3-Dichlorobenzene	ND	1.0	ug/L	1	01/14/23	MH	SW8260C
1,3-Dichloropropane	ND	1.0	ug/L	1	01/14/23	MH	SW8260C
1,4-Dichlorobenzene	ND	1.0	ug/L	1	01/14/23	MH	SW8260C
2,2-Dichloropropane	ND	1.0	ug/L	1	01/14/23	MH	SW8260C
2-Chlorotoluene	ND	1.0	ug/L	1	01/14/23	MH	SW8260C
2-Hexanone	ND	5.0	ug/L	1	01/14/23	MH	SW8260C
2-Isopropyltoluene	ND	1.0	ug/L	1	01/14/23	MH	SW8260C
4-Chlorotoluene	ND	1.0	ug/L	1	01/14/23	MH	SW8260C
4-Methyl-2-pentanone	ND	5.0	ug/L	1	01/14/23	MH	SW8260C
Acetone	ND	25	ug/L	1	01/14/23	MH	SW8260C
Acrylonitrile	ND	0.50	ug/L	1	01/14/23	MH	SW8260C
Benzene	12	0.70	ug/L	1	01/14/23	MH	SW8260C
Bromobenzene	ND	1.0	ug/L	1	01/14/23	MH	SW8260C
Bromochloromethane	ND	1.0	ug/L	1	01/14/23	MH	SW8260C
Bromodichloromethane	ND	0.50	ug/L	1	01/14/23	MH	SW8260C
Bromoform	ND	1.0	ug/L	1	01/14/23	MH	SW8260C
Bromomethane	ND	1.0	ug/L	1	01/14/23	MH	SW8260C
Carbon Disulfide	ND	5.0	ug/L	1	01/14/23	MH	SW8260C
Carbon tetrachloride	ND	1.0	ug/L	1	01/14/23	MH	SW8260C
Chlorobenzene	ND	1.0	ug/L	1	01/14/23	MH	SW8260C
Chloroethane	ND	1.0	ug/L	1	01/14/23	MH	SW8260C
Chloroform	ND	1.0	ug/L	1	01/14/23	MH	SW8260C
Chloromethane	ND	1.0	ug/L	1	01/14/23	MH	SW8260C
cis-1,2-Dichloroethene	ND	1.0	ug/L	1	01/14/23	MH	SW8260C
cis-1,3-Dichloropropene	ND	0.40	ug/L	1	01/14/23	MH	SW8260C
Dibromochloromethane	ND	0.50	ug/L	1	01/14/23	MH	SW8260C
Dibromomethane	ND	1.0	ug/L	1	01/14/23	MH	SW8260C
Dichlorodifluoromethane	ND	1.0	ug/L	1	01/14/23	MH	SW8260C
Ethylbenzene	94	5.0	ug/L	5	01/15/23	MH	SW8260C
Hexachlorobutadiene	ND	0.40	ug/L	1	01/14/23	MH	SW8260C
Isopropylbenzene	8.5	1.0	ug/L	1	01/14/23	MH	SW8260C

Project ID: ROCKVILLE FMR MGP
Client ID: MW-42M

Phoenix I.D.: CN22960

Parameter	Result	RL/ PQL	Units	Dilution	Date/Time	By	Reference
m&p-Xylene	5.6	1.0	ug/L	1	01/14/23	MH	SW8260C
Methyl ethyl ketone	ND	5.0	ug/L	1	01/14/23	MH	SW8260C
Methyl t-butyl ether (MTBE)	ND	1.0	ug/L	1	01/14/23	MH	SW8260C
Methylene chloride	ND	1.0	ug/L	1	01/14/23	MH	SW8260C
Naphthalene	260	20	ug/L	20	01/17/23	MH	SW8260C
n-Butylbenzene	ND	1.0	ug/L	1	01/14/23	MH	SW8260C
n-Propylbenzene	2.5	1.0	ug/L	1	01/14/23	MH	SW8260C
o-Xylene	30	1.0	ug/L	1	01/14/23	MH	SW8260C
p-Isopropyltoluene	ND	1.0	ug/L	1	01/14/23	MH	SW8260C
sec-Butylbenzene	ND	1.0	ug/L	1	01/14/23	MH	SW8260C
Styrene	ND	1.0	ug/L	1	01/14/23	MH	SW8260C
tert-Butylbenzene	ND	1.0	ug/L	1	01/14/23	MH	SW8260C
Tetrachloroethene	ND	1.0	ug/L	1	01/14/23	MH	SW8260C
Tetrahydrofuran (THF)	ND	2.5	ug/L	1	01/14/23	MH	SW8260C
Toluene	1.1	1.0	ug/L	1	01/14/23	MH	SW8260C
Total Xylenes	35.6	1.0	ug/L	1	01/14/23	MH	SW8260C
trans-1,2-Dichloroethene	ND	1.0	ug/L	1	01/14/23	MH	SW8260C
trans-1,3-Dichloropropene	ND	0.40	ug/L	1	01/14/23	MH	SW8260C
trans-1,4-dichloro-2-butene	ND	5.0	ug/L	1	01/14/23	MH	SW8260C
Trichloroethene	ND	1.0	ug/L	1	01/14/23	MH	SW8260C
Trichlorofluoromethane	ND	1.0	ug/L	1	01/14/23	MH	SW8260C
Trichlorotrifluoroethane	ND	1.0	ug/L	1	01/14/23	MH	SW8260C
Vinyl chloride	ND	1.0	ug/L	1	01/14/23	MH	SW8260C
QA/QC Surrogates							
% 1,2-dichlorobenzene-d4	100		%	1	01/14/23	MH	70 - 130 %
% Bromofluorobenzene	98		%	1	01/14/23	MH	70 - 130 %
% Dibromofluoromethane	89		%	1	01/14/23	MH	70 - 130 %
% Toluene-d8	100		%	1	01/14/23	MH	70 - 130 %
% 1,2-dichlorobenzene-d4 (5x)	100		%	5	01/15/23	MH	70 - 130 %
% Bromofluorobenzene (5x)	98		%	5	01/15/23	MH	70 - 130 %
% Dibromofluoromethane (5x)	88		%	5	01/15/23	MH	70 - 130 %
% Toluene-d8 (5x)	101		%	5	01/15/23	MH	70 - 130 %
% 1,2-dichlorobenzene-d4 (20x)	100		%	20	01/17/23	MH	70 - 130 %
% Bromofluorobenzene (20x)	101		%	20	01/17/23	MH	70 - 130 %
% Dibromofluoromethane (20x)	98		%	20	01/17/23	MH	70 - 130 %
% Toluene-d8 (20x)	99		%	20	01/17/23	MH	70 - 130 %
Semivolatiles by SIM, PAH							
2-Methylnaphthalene	2.9	0.52	ug/L	1	01/18/23	KCA	SW8270D (SIM)
Acenaphthene	51	0.05	ug/L	1	01/20/23	KCA	SW8270D (SIM)
Acenaphthylene	1.1	0.31	ug/L	1	01/18/23	KCA	SW8270D (SIM)
Anthracene	2.6	0.52	ug/L	1	01/18/23	KCA	SW8270D (SIM)
Benz(a)anthracene	ND	0.05	ug/L	1	01/18/23	KCA	SW8270D (SIM)
Benzo(a)pyrene	ND	0.20	ug/L	1	01/18/23	KCA	SW8270D (SIM)
Benzo(b)fluoranthene	ND	0.07	ug/L	1	01/18/23	KCA	SW8270D (SIM)
Benzo(ghi)perylene	ND	0.48	ug/L	1	01/18/23	KCA	SW8270D (SIM)
Benzo(k)fluoranthene	ND	0.30	ug/L	1	01/18/23	KCA	SW8270D (SIM)
Chrysene	ND	0.52	ug/L	1	01/18/23	KCA	SW8270D (SIM)
Dibenz(a,h)anthracene	ND	0.10	ug/L	1	01/18/23	KCA	SW8270D (SIM)
Fluoranthene	1.4	0.52	ug/L	1	01/18/23	KCA	SW8270D (SIM)

Ver 1

Project ID: ROCKVILLE FMR MGP
Client ID: MW-42M

Phoenix I.D.: CN22960

Parameter	Result	RL/ PQL	Units	Dilution	Date/Time	By	Reference
Fluorene	8.2	0.05	ug/L	1	01/20/23	KCA	SW8270D (SIM)
Indeno(1,2,3-cd)pyrene	ND	0.10	ug/L	1	01/18/23	KCA	SW8270D (SIM)
Naphthalene	230	1.0	ug/L	10	01/21/23	KCA	SW8270D (SIM)
Phenanthrene	12	0.05	ug/L	1	01/20/23	KCA	SW8270D (SIM)
Pyrene	1.8	0.52	ug/L	1	01/18/23	KCA	SW8270D (SIM)
QA/QC Surrogates							
% 2-Fluorobiphenyl	68		%	1	01/20/23	KCA	30 - 130 %
% Nitrobenzene-d5	85		%	1	01/20/23	KCA	30 - 130 %
% Terphenyl-d14	62		%	1	01/20/23	KCA	30 - 130 %
% 2-Fluorobiphenyl (10x)	Diluted Out		%	10	01/21/23	KCA	30 - 130 %
% Nitrobenzene-d5 (10x)	Diluted Out		%	10	01/21/23	KCA	30 - 130 %
% Terphenyl-d14 (10x)	Diluted Out		%	10	01/21/23	KCA	30 - 130 %

RL/PQL=Reporting/Practical Quantitation Level ND=Not Detected BRL=Below Reporting Level
QA/QC Surrogates: Surrogates are compounds (preceeded with a %) added by the lab to determine analysis efficiency. Surrogate results(%) listed in the report are not "detected" compounds.

Comments:

TPH Comment:
**Petroleum hydrocarbon chromatogram contains a multicomponent hydrocarbon distribution in the range of C9 to C24. The sample was quantitated against a C9-C36 alkane hydrocarbon standard.

If you are the client above and have any questions concerning this testing, please do not hesitate to contact Phoenix Client Services at ext.200.
The contents of this report cannot be discussed with anyone other than the client listed above without their written consent.



Phyllis Shiller, Laboratory Director
January 23, 2023
Reviewed and Released by: Ethan Lee, Project Manager

Environmental Laboratories, Inc.
587 East Middle Turnpike, P.O.Box 370, Manchester, CT 06045
Tel. (860) 645-1102 Fax (860) 645-0823

Analysis Report

January 23, 2023

FOR: Attn: Jeffrey Holden
GEI Consultants
455 Winding Brook Drive
Suite 201
Glastonbury, CT 06033

Sample Information		Custody Information		Date	Time
Matrix:	GROUND WATER	Collected by:		01/12/23	11:45
Location Code:	GEI-EVER	Received by:	B	01/12/23	17:40
Rush Request:	Standard	Analyzed by:	see "By" below		
P.O.#:	2200138				

Laboratory Data

SDG ID: GCN22959
Phoenix ID: CN22961

Project ID: ROCKVILLE FMR MGP
Client ID: MW-29S

Parameter	Result	RL/ PQL	Units	Dilution	Date/Time	By	Reference
Silver	< 0.001	0.001	mg/L	1	01/17/23	TH	SW6010D
Arsenic	< 0.004	0.004	mg/L	1	01/17/23	TH	SW6010D
Barium	0.085	0.002	mg/L	1	01/17/23	TH	SW6010D
Beryllium	< 0.001	0.001	mg/L	1	01/17/23	TH	SW6010D
Cadmium	< 0.001	0.001	mg/L	1	01/17/23	TH	SW6010D
Chromium	< 0.001	0.001	mg/L	1	01/17/23	TH	SW6010D
Copper	< 0.005	0.005	mg/L	1	01/17/23	TH	SW6010D
Mercury	< 0.0002	0.0002	mg/L	1	01/13/23	AL1	SW7470A
Nickel	< 0.001	0.001	mg/L	1	01/17/23	TH	SW6010D
Lead	< 0.001	0.001	mg/L	1	01/17/23	TH	SW6010D
Antimony	< 0.005	0.005	mg/L	1	01/17/23	TH	SW6010D
Selenium	< 0.010	0.010	mg/L	1	01/17/23	TH	SW6010D
Thallium	< 0.0005	0.0005	mg/L	5	01/19/23	MGH	SW6020B
Vanadium	< 0.002	0.002	mg/L	1	01/17/23	TH	SW6010D
Zinc	< 0.004	0.004	mg/L	1	01/17/23	TH	SW6010D
Total Cyanide	0.019	0.010	mg/L	1	01/18/23	GD	SW9010C/SW9012B
Extraction of ETPH	Completed				01/13/23	X/MQ	SW3510C/SW3520C
Mercury Digestion	Completed				01/13/23	AB/AB	SW7470A
Semi-Volatile Extraction	Completed				01/17/23	X/AL	SW3520C
Total Metals Digestion	Completed				01/16/23	AG	
Total Metals Digestion MS	Completed				01/13/23	AG	
TPH by GC (Extractable Products)							
Ext. Petroleum H.C. (C9-C36)	0.13	0.069	mg/L	1	01/16/23	JRB	CTETPH
Identification	**		mg/L	1	01/16/23	JRB	CTETPH
QA/QC Surrogates							
% Terphenyl (surr)	68		%	1	01/16/23	JRB	50 - 150 %

Ver 1

Project ID: ROCKVILLE FMR MGP
Client ID: MW-29S

Phoenix I.D.: CN22961

Parameter	Result	RL/ PQL	Units	Dilution	Date/Time	By	Reference
Volatiles							
1,1,1,2-Tetrachloroethane	ND	1.0	ug/L	1	01/18/23	MH	SW8260C
1,1,1-Trichloroethane	ND	1.0	ug/L	1	01/18/23	MH	SW8260C
1,1,2,2-Tetrachloroethane	ND	0.50	ug/L	1	01/18/23	MH	SW8260C
1,1,2-Trichloroethane	ND	1.0	ug/L	1	01/18/23	MH	SW8260C
1,1-Dichloroethane	ND	1.0	ug/L	1	01/18/23	MH	SW8260C
1,1-Dichloroethene	ND	1.0	ug/L	1	01/18/23	MH	SW8260C
1,1-Dichloropropene	ND	1.0	ug/L	1	01/18/23	MH	SW8260C
1,2,3-Trichlorobenzene	ND	1.0	ug/L	1	01/18/23	MH	SW8260C
1,2,3-Trichloropropane	ND	1.0	ug/L	1	01/18/23	MH	SW8260C
1,2,4-Trichlorobenzene	ND	1.0	ug/L	1	01/18/23	MH	SW8260C
1,2,4-Trimethylbenzene	ND	1.0	ug/L	1	01/18/23	MH	SW8260C
1,2-Dibromo-3-chloropropane	ND	0.50	ug/L	1	01/18/23	MH	SW8260C
1,2-Dibromoethane	ND	0.25	ug/L	1	01/18/23	MH	SW8260C
1,2-Dichlorobenzene	ND	1.0	ug/L	1	01/18/23	MH	SW8260C
1,2-Dichloroethane	ND	0.60	ug/L	1	01/18/23	MH	SW8260C
1,2-Dichloropropane	ND	1.0	ug/L	1	01/18/23	MH	SW8260C
1,3,5-Trimethylbenzene	ND	1.0	ug/L	1	01/18/23	MH	SW8260C
1,3-Dichlorobenzene	ND	1.0	ug/L	1	01/18/23	MH	SW8260C
1,3-Dichloropropane	ND	1.0	ug/L	1	01/18/23	MH	SW8260C
1,4-Dichlorobenzene	ND	1.0	ug/L	1	01/18/23	MH	SW8260C
2,2-Dichloropropane	ND	1.0	ug/L	1	01/18/23	MH	SW8260C
2-Chlorotoluene	ND	1.0	ug/L	1	01/18/23	MH	SW8260C
2-Hexanone	ND	5.0	ug/L	1	01/18/23	MH	SW8260C
2-Isopropyltoluene	ND	1.0	ug/L	1	01/18/23	MH	SW8260C
4-Chlorotoluene	ND	1.0	ug/L	1	01/18/23	MH	SW8260C
4-Methyl-2-pentanone	ND	5.0	ug/L	1	01/18/23	MH	SW8260C
Acetone	ND	25	ug/L	1	01/18/23	MH	SW8260C
Acrylonitrile	ND	0.50	ug/L	1	01/18/23	MH	SW8260C
Benzene	5.2	0.70	ug/L	1	01/18/23	MH	SW8260C
Bromobenzene	ND	1.0	ug/L	1	01/18/23	MH	SW8260C
Bromochloromethane	ND	1.0	ug/L	1	01/18/23	MH	SW8260C
Bromodichloromethane	ND	0.50	ug/L	1	01/18/23	MH	SW8260C
Bromoform	ND	1.0	ug/L	1	01/18/23	MH	SW8260C
Bromomethane	ND	1.0	ug/L	1	01/18/23	MH	SW8260C
Carbon Disulfide	ND	5.0	ug/L	1	01/18/23	MH	SW8260C
Carbon tetrachloride	ND	1.0	ug/L	1	01/18/23	MH	SW8260C
Chlorobenzene	ND	1.0	ug/L	1	01/18/23	MH	SW8260C
Chloroethane	ND	1.0	ug/L	1	01/18/23	MH	SW8260C
Chloroform	ND	1.0	ug/L	1	01/18/23	MH	SW8260C
Chloromethane	ND	1.0	ug/L	1	01/18/23	MH	SW8260C
cis-1,2-Dichloroethene	ND	1.0	ug/L	1	01/18/23	MH	SW8260C
cis-1,3-Dichloropropene	ND	0.40	ug/L	1	01/18/23	MH	SW8260C
Dibromochloromethane	ND	0.50	ug/L	1	01/18/23	MH	SW8260C
Dibromomethane	ND	1.0	ug/L	1	01/18/23	MH	SW8260C
Dichlorodifluoromethane	ND	1.0	ug/L	1	01/18/23	MH	SW8260C
Ethylbenzene	ND	1.0	ug/L	1	01/18/23	MH	SW8260C
Hexachlorobutadiene	ND	0.40	ug/L	1	01/18/23	MH	SW8260C
Isopropylbenzene	4.0	1.0	ug/L	1	01/18/23	MH	SW8260C

Project ID: ROCKVILLE FMR MGP
Client ID: MW-29S

Phoenix I.D.: CN22961

Parameter	Result	RL/ PQL	Units	Dilution	Date/Time	By	Reference
m&p-Xylene	ND	1.0	ug/L	1	01/18/23	MH	SW8260C
Methyl ethyl ketone	ND	5.0	ug/L	1	01/18/23	MH	SW8260C
Methyl t-butyl ether (MTBE)	ND	1.0	ug/L	1	01/18/23	MH	SW8260C
Methylene chloride	ND	1.0	ug/L	1	01/18/23	MH	SW8260C
Naphthalene	ND	1.0	ug/L	1	01/18/23	MH	SW8260C
n-Butylbenzene	ND	1.0	ug/L	1	01/18/23	MH	SW8260C
n-Propylbenzene	ND	1.0	ug/L	1	01/18/23	MH	SW8260C
o-Xylene	ND	1.0	ug/L	1	01/18/23	MH	SW8260C
p-Isopropyltoluene	ND	1.0	ug/L	1	01/18/23	MH	SW8260C
sec-Butylbenzene	ND	1.0	ug/L	1	01/18/23	MH	SW8260C
Styrene	ND	1.0	ug/L	1	01/18/23	MH	SW8260C
tert-Butylbenzene	ND	1.0	ug/L	1	01/18/23	MH	SW8260C
Tetrachloroethene	ND	1.0	ug/L	1	01/18/23	MH	SW8260C
Tetrahydrofuran (THF)	ND	2.5	ug/L	1	01/18/23	MH	SW8260C
Toluene	ND	1.0	ug/L	1	01/18/23	MH	SW8260C
Total Xylenes	ND	1.0	ug/L	1	01/18/23	MH	SW8260C
trans-1,2-Dichloroethene	ND	1.0	ug/L	1	01/18/23	MH	SW8260C
trans-1,3-Dichloropropene	ND	0.40	ug/L	1	01/18/23	MH	SW8260C
trans-1,4-dichloro-2-butene	ND	5.0	ug/L	1	01/18/23	MH	SW8260C
Trichloroethene	ND	1.0	ug/L	1	01/18/23	MH	SW8260C
Trichlorofluoromethane	ND	1.0	ug/L	1	01/18/23	MH	SW8260C
Trichlorotrifluoroethane	ND	1.0	ug/L	1	01/18/23	MH	SW8260C
Vinyl chloride	ND	1.0	ug/L	1	01/18/23	MH	SW8260C
QA/QC Surrogates							
% 1,2-dichlorobenzene-d4	101		%	1	01/18/23	MH	70 - 130 %
% Bromofluorobenzene	95		%	1	01/18/23	MH	70 - 130 %
% Dibromofluoromethane	88		%	1	01/18/23	MH	70 - 130 %
% Toluene-d8	100		%	1	01/18/23	MH	70 - 130 %
Semivolatiles by SIM, PAH							
2-Methylnaphthalene	ND	0.49	ug/L	1	01/19/23	WB	SW8270D (SIM)
Acenaphthene	21	0.05	ug/L	1	01/20/23	WB	SW8270D (SIM)
Acenaphthylene	0.38	0.29	ug/L	1	01/19/23	WB	SW8270D (SIM)
Anthracene	ND	0.49	ug/L	1	01/19/23	WB	SW8270D (SIM)
Benz(a)anthracene	ND	0.05	ug/L	1	01/19/23	WB	SW8270D (SIM)
Benzo(a)pyrene	ND	0.20	ug/L	1	01/19/23	WB	SW8270D (SIM)
Benzo(b)fluoranthene	ND	0.07	ug/L	1	01/19/23	WB	SW8270D (SIM)
Benzo(ghi)perylene	ND	0.47	ug/L	1	01/19/23	WB	SW8270D (SIM)
Benzo(k)fluoranthene	ND	0.29	ug/L	1	01/19/23	WB	SW8270D (SIM)
Chrysene	ND	0.49	ug/L	1	01/19/23	WB	SW8270D (SIM)
Dibenz(a,h)anthracene	ND	0.10	ug/L	1	01/19/23	WB	SW8270D (SIM)
Fluoranthene	0.51	0.49	ug/L	1	01/19/23	WB	SW8270D (SIM)
Fluorene	1.9	0.49	ug/L	1	01/19/23	WB	SW8270D (SIM)
Indeno(1,2,3-cd)pyrene	ND	0.10	ug/L	1	01/19/23	WB	SW8270D (SIM)
Naphthalene	ND	0.49	ug/L	1	01/19/23	WB	SW8270D (SIM)
Phenanthrene	1.4	0.06	ug/L	1	01/19/23	WB	SW8270D (SIM)
Pyrene	ND	0.49	ug/L	1	01/19/23	WB	SW8270D (SIM)
QA/QC Surrogates							
% 2-Fluorobiphenyl	65		%	1	01/20/23	WB	30 - 130 %
% Nitrobenzene-d5	73		%	1	01/20/23	WB	30 - 130 %

Ver 1

Project ID: ROCKVILLE FMR MGP
Client ID: MW-29S

Phoenix I.D.: CN22961

Parameter	Result	RL/ PQL	Units	Dilution	Date/Time	By	Reference
% Terphenyl-d14	60		%	1	01/20/23	WB	30 - 130 %

RL/PQL=Reporting/Practical Quantitation Level ND=Not Detected BRL=Below Reporting Level
QA/QC Surrogates: Surrogates are compounds (preceeded with a %) added by the lab to determine analysis efficiency. Surrogate results(%) listed in the report are not "detected" compounds.

Comments:

TPH Comment:
**Petroleum hydrocarbon chromatogram contains a multicomponent hydrocarbon distribution in the range of C9 to C16. The sample was quantitated against a C9-C36 alkane hydrocarbon standard.

If you are the client above and have any questions concerning this testing, please do not hesitate to contact Phoenix Client Services at ext.200.
The contents of this report cannot be discussed with anyone other than the client listed above without their written consent.



Phyllis Shiller, Laboratory Director
January 23, 2023
Reviewed and Released by: Ethan Lee, Project Manager

Environmental Laboratories, Inc.
587 East Middle Turnpike, P.O.Box 370, Manchester, CT 06045
Tel. (860) 645-1102 Fax (860) 645-0823

Analysis Report

January 23, 2023

FOR: Attn: Jeffrey Holden
GEI Consultants
455 Winding Brook Drive
Suite 201
Glastonbury, CT 06033

Sample Information		Custody Information		Date	Time
Matrix:	GROUND WATER	Collected by:		01/12/23	11:55
Location Code:	GEI-EVER	Received by:	B	01/12/23	17:40
Rush Request:	Standard	Analyzed by:	see "By" below		
P.O.#:	2200138				

Laboratory Data

SDG ID: GCN22959
Phoenix ID: CN22962

Project ID: ROCKVILLE FMR MGP
Client ID: MW-41S

Parameter	Result	RL/ PQL	Units	Dilution	Date/Time	By	Reference
Silver	< 0.001	0.001	mg/L	1	01/17/23	TH	SW6010D
Arsenic	< 0.004	0.004	mg/L	1	01/17/23	TH	SW6010D
Barium	0.265	0.002	mg/L	1	01/17/23	TH	SW6010D
Beryllium	< 0.001	0.001	mg/L	1	01/17/23	TH	SW6010D
Cadmium	< 0.001	0.001	mg/L	1	01/17/23	TH	SW6010D
Chromium	< 0.001	0.001	mg/L	1	01/17/23	TH	SW6010D
Copper	< 0.005	0.005	mg/L	1	01/17/23	TH	SW6010D
Mercury	< 0.0002	0.0002	mg/L	1	01/13/23	PM	SW7470A
Nickel	< 0.001	0.001	mg/L	1	01/17/23	TH	SW6010D
Lead	< 0.001	0.001	mg/L	1	01/17/23	TH	SW6010D
Antimony	< 0.005	0.005	mg/L	1	01/17/23	TH	SW6010D
Selenium	< 0.010	0.010	mg/L	1	01/17/23	TH	SW6010D
Thallium	< 0.0005	0.0005	mg/L	5	01/19/23	MGH	SW6020B
Vanadium	< 0.002	0.002	mg/L	1	01/17/23	TH	SW6010D
Zinc	< 0.004	0.004	mg/L	1	01/17/23	TH	SW6010D
Total Cyanide	< 0.010	0.010	mg/L	1	01/18/23	GD	SW9010C/SW9012B
Extraction of ETPH	Completed				01/13/23	X/MQ	SW3510C/SW3520C
Mercury Digestion	Completed				01/13/23	AB/AB	SW7470A
Semi-Volatile Extraction	Completed				01/17/23	X/AL	SW3520C
Total Metals Digestion	Completed				01/16/23	AG	
Total Metals Digestion MS	Completed				01/13/23	AG	
TPH by GC (Extractable Products)							
Ext. Petroleum H.C. (C9-C36)	0.35	0.068	mg/L	1	01/16/23	JRB	CTETPH
Identification	**		mg/L	1	01/16/23	JRB	CTETPH
QA/QC Surrogates							
% Terphenyl (surr)	73		%	1	01/16/23	JRB	50 - 150 %

Ver 1

Project ID: ROCKVILLE FMR MGP
Client ID: MW-41S

Phoenix I.D.: CN22962

Parameter	Result	RL/ PQL	Units	Dilution	Date/Time	By	Reference
Volatiles							
1,1,1,2-Tetrachloroethane	ND	1.0	ug/L	1	01/14/23	MH	SW8260C
1,1,1-Trichloroethane	ND	1.0	ug/L	1	01/14/23	MH	SW8260C
1,1,2,2-Tetrachloroethane	ND	0.50	ug/L	1	01/14/23	MH	SW8260C
1,1,2-Trichloroethane	ND	1.0	ug/L	1	01/14/23	MH	SW8260C
1,1-Dichloroethane	ND	1.0	ug/L	1	01/14/23	MH	SW8260C
1,1-Dichloroethene	ND	1.0	ug/L	1	01/14/23	MH	SW8260C
1,1-Dichloropropene	ND	1.0	ug/L	1	01/14/23	MH	SW8260C
1,2,3-Trichlorobenzene	ND	1.0	ug/L	1	01/14/23	MH	SW8260C
1,2,3-Trichloropropane	ND	1.0	ug/L	1	01/14/23	MH	SW8260C
1,2,4-Trichlorobenzene	ND	1.0	ug/L	1	01/14/23	MH	SW8260C
1,2,4-Trimethylbenzene	ND	1.0	ug/L	1	01/14/23	MH	SW8260C
1,2-Dibromo-3-chloropropane	ND	0.50	ug/L	1	01/14/23	MH	SW8260C
1,2-Dibromoethane	ND	0.25	ug/L	1	01/14/23	MH	SW8260C
1,2-Dichlorobenzene	ND	1.0	ug/L	1	01/14/23	MH	SW8260C
1,2-Dichloroethane	ND	0.60	ug/L	1	01/14/23	MH	SW8260C
1,2-Dichloropropane	ND	1.0	ug/L	1	01/14/23	MH	SW8260C
1,3,5-Trimethylbenzene	ND	1.0	ug/L	1	01/14/23	MH	SW8260C
1,3-Dichlorobenzene	ND	1.0	ug/L	1	01/14/23	MH	SW8260C
1,3-Dichloropropane	ND	1.0	ug/L	1	01/14/23	MH	SW8260C
1,4-Dichlorobenzene	ND	1.0	ug/L	1	01/14/23	MH	SW8260C
2,2-Dichloropropane	ND	1.0	ug/L	1	01/14/23	MH	SW8260C
2-Chlorotoluene	ND	1.0	ug/L	1	01/14/23	MH	SW8260C
2-Hexanone	ND	5.0	ug/L	1	01/14/23	MH	SW8260C
2-Isopropyltoluene	ND	1.0	ug/L	1	01/14/23	MH	SW8260C
4-Chlorotoluene	ND	1.0	ug/L	1	01/14/23	MH	SW8260C
4-Methyl-2-pentanone	ND	5.0	ug/L	1	01/14/23	MH	SW8260C
Acetone	ND	25	ug/L	1	01/14/23	MH	SW8260C
Acrylonitrile	ND	0.50	ug/L	1	01/14/23	MH	SW8260C
Benzene	170	7.0	ug/L	10	01/15/23	MH	SW8260C
Bromobenzene	ND	1.0	ug/L	1	01/14/23	MH	SW8260C
Bromochloromethane	ND	1.0	ug/L	1	01/14/23	MH	SW8260C
Bromodichloromethane	ND	0.50	ug/L	1	01/14/23	MH	SW8260C
Bromoform	ND	1.0	ug/L	1	01/14/23	MH	SW8260C
Bromomethane	ND	1.0	ug/L	1	01/14/23	MH	SW8260C
Carbon Disulfide	ND	5.0	ug/L	1	01/14/23	MH	SW8260C
Carbon tetrachloride	ND	1.0	ug/L	1	01/14/23	MH	SW8260C
Chlorobenzene	ND	1.0	ug/L	1	01/14/23	MH	SW8260C
Chloroethane	ND	1.0	ug/L	1	01/14/23	MH	SW8260C
Chloroform	ND	1.0	ug/L	1	01/14/23	MH	SW8260C
Chloromethane	ND	1.0	ug/L	1	01/14/23	MH	SW8260C
cis-1,2-Dichloroethene	ND	1.0	ug/L	1	01/14/23	MH	SW8260C
cis-1,3-Dichloropropene	ND	0.40	ug/L	1	01/14/23	MH	SW8260C
Dibromochloromethane	ND	0.50	ug/L	1	01/14/23	MH	SW8260C
Dibromomethane	ND	1.0	ug/L	1	01/14/23	MH	SW8260C
Dichlorodifluoromethane	ND	1.0	ug/L	1	01/14/23	MH	SW8260C
Ethylbenzene	43	5.0	ug/L	5	01/15/23	MH	SW8260C
Hexachlorobutadiene	ND	0.40	ug/L	1	01/14/23	MH	SW8260C
Isopropylbenzene	10	1.0	ug/L	1	01/14/23	MH	SW8260C

Ver 1

Project ID: ROCKVILLE FMR MGP
Client ID: MW-41S

Phoenix I.D.: CN22962

Parameter	Result	RL/ PQL	Units	Dilution	Date/Time	By	Reference
m&p-Xylene	1.4	1.0	ug/L	1	01/14/23	MH	SW8260C
Methyl ethyl ketone	ND	5.0	ug/L	1	01/14/23	MH	SW8260C
Methyl t-butyl ether (MTBE)	ND	1.0	ug/L	1	01/14/23	MH	SW8260C
Methylene chloride	ND	1.0	ug/L	1	01/14/23	MH	SW8260C
Naphthalene	3.4	1.0	ug/L	1	01/14/23	MH	SW8260C
n-Butylbenzene	ND	1.0	ug/L	1	01/14/23	MH	SW8260C
n-Propylbenzene	2.4	1.0	ug/L	1	01/14/23	MH	SW8260C
o-Xylene	5.4	1.0	ug/L	1	01/14/23	MH	SW8260C
p-Isopropyltoluene	ND	1.0	ug/L	1	01/14/23	MH	SW8260C
sec-Butylbenzene	ND	1.0	ug/L	1	01/14/23	MH	SW8260C
Styrene	ND	1.0	ug/L	1	01/14/23	MH	SW8260C
tert-Butylbenzene	ND	1.0	ug/L	1	01/14/23	MH	SW8260C
Tetrachloroethene	ND	1.0	ug/L	1	01/14/23	MH	SW8260C
Tetrahydrofuran (THF)	ND	2.5	ug/L	1	01/14/23	MH	SW8260C
Toluene	1.3	1.0	ug/L	1	01/14/23	MH	SW8260C
Total Xylenes	6.8	1.0	ug/L	1	01/14/23	MH	SW8260C
trans-1,2-Dichloroethene	ND	1.0	ug/L	1	01/14/23	MH	SW8260C
trans-1,3-Dichloropropene	ND	0.40	ug/L	1	01/14/23	MH	SW8260C
trans-1,4-dichloro-2-butene	ND	5.0	ug/L	1	01/14/23	MH	SW8260C
Trichloroethene	ND	1.0	ug/L	1	01/14/23	MH	SW8260C
Trichlorofluoromethane	ND	1.0	ug/L	1	01/14/23	MH	SW8260C
Trichlorotrifluoroethane	ND	1.0	ug/L	1	01/14/23	MH	SW8260C
Vinyl chloride	ND	1.0	ug/L	1	01/14/23	MH	SW8260C
QA/QC Surrogates							
% 1,2-dichlorobenzene-d4	99		%	1	01/14/23	MH	70 - 130 %
% Bromofluorobenzene	99		%	1	01/14/23	MH	70 - 130 %
% Dibromofluoromethane	89		%	1	01/14/23	MH	70 - 130 %
% Toluene-d8	101		%	1	01/14/23	MH	70 - 130 %
% 1,2-dichlorobenzene-d4 (5x)	99		%	5	01/15/23	MH	70 - 130 %
% Bromofluorobenzene (5x)	98		%	5	01/15/23	MH	70 - 130 %
% Dibromofluoromethane (5x)	86		%	5	01/15/23	MH	70 - 130 %
% Toluene-d8 (5x)	100		%	5	01/15/23	MH	70 - 130 %
% 1,2-dichlorobenzene-d4 (10x)	105		%	10	01/15/23	MH	70 - 130 %
% Bromofluorobenzene (10x)	97		%	10	01/15/23	MH	70 - 130 %
% Dibromofluoromethane (10x)	91		%	10	01/15/23	MH	70 - 130 %
% Toluene-d8 (10x)	101		%	10	01/15/23	MH	70 - 130 %
Semivolatiles by SIM, PAH							
2-Methylnaphthalene	ND	0.48	ug/L	1	01/19/23	WB	SW8270D (SIM)
Acenaphthene	31	0.05	ug/L	1	01/20/23	WB	SW8270D (SIM)
Acenaphthylene	1.5	0.29	ug/L	1	01/19/23	WB	SW8270D (SIM)
Anthracene	0.70	0.48	ug/L	1	01/19/23	WB	SW8270D (SIM)
Benz(a)anthracene	0.11	0.05	ug/L	1	01/19/23	WB	SW8270D (SIM)
Benzo(a)pyrene	ND	0.19	ug/L	1	01/19/23	WB	SW8270D (SIM)
Benzo(b)fluoranthene	ND	0.07	ug/L	1	01/19/23	WB	SW8270D (SIM)
Benzo(ghi)perylene	ND	0.46	ug/L	1	01/19/23	WB	SW8270D (SIM)
Benzo(k)fluoranthene	ND	0.29	ug/L	1	01/19/23	WB	SW8270D (SIM)
Chrysene	ND	0.48	ug/L	1	01/19/23	WB	SW8270D (SIM)
Dibenz(a,h)anthracene	ND	0.10	ug/L	1	01/19/23	WB	SW8270D (SIM)
Fluoranthene	2.2	0.48	ug/L	1	01/19/23	WB	SW8270D (SIM)

Ver 1

Project ID: ROCKVILLE FMR MGP
Client ID: MW-41S

Phoenix I.D.: CN22962

Parameter	Result	RL/ PQL	Units	Dilution	Date/Time	By	Reference
Fluorene	6.9	0.05	ug/L	1	01/20/23	WB	SW8270D (SIM)
Indeno(1,2,3-cd)pyrene	ND	0.10	ug/L	1	01/19/23	WB	SW8270D (SIM)
Naphthalene	1.3	0.48	ug/L	1	01/19/23	WB	SW8270D (SIM)
Phenanthrene	1.9	0.06	ug/L	1	01/19/23	WB	SW8270D (SIM)
Pyrene	2.5	0.48	ug/L	1	01/19/23	WB	SW8270D (SIM)
QA/QC Surrogates							
% 2-Fluorobiphenyl	56		%	1	01/20/23	WB	30 - 130 %
% Nitrobenzene-d5	48		%	1	01/20/23	WB	30 - 130 %
% Terphenyl-d14	49		%	1	01/20/23	WB	30 - 130 %

RL/PQL=Reporting/Practical Quantitation Level ND=Not Detected BRL=Below Reporting Level
QA/QC Surrogates: Surrogates are compounds (preceeded with a %) added by the lab to determine analysis efficiency. Surrogate results(%) listed in the report are not "detected" compounds.

Comments:

TPH Comment:
**Petroleum hydrocarbon chromatogram contains a multicomponent hydrocarbon distribution in the range of C9 to C16. The sample was quantitated against a C9-C36 alkane hydrocarbon standard.

If you are the client above and have any questions concerning this testing, please do not hesitate to contact Phoenix Client Services at ext.200.
The contents of this report cannot be discussed with anyone other than the client listed above without their written consent.

Phyllis Shiller, Laboratory Director
January 23, 2023
Reviewed and Released by: Ethan Lee, Project Manager

Environmental Laboratories, Inc.
587 East Middle Turnpike, P.O.Box 370, Manchester, CT 06045
Tel. (860) 645-1102 Fax (860) 645-0823

Analysis Report

January 23, 2023

FOR: Attn: Jeffrey Holden
GEI Consultants
455 Winding Brook Drive
Suite 201
Glastonbury, CT 06033

Sample Information		Custody Information		Date	Time
Matrix:	GROUND WATER	Collected by:		01/12/23	14:05
Location Code:	GEI-EVER	Received by:	B	01/12/23	17:40
Rush Request:	Standard	Analyzed by:	see "By" below		
P.O.#:	2200138				

Laboratory Data

SDG ID: GCN22959
Phoenix ID: CN22963

Project ID: ROCKVILLE FMR MGP
Client ID: MW-40S

Parameter	Result	RL/ PQL	Units	Dilution	Date/Time	By	Reference
Silver	< 0.001	0.001	mg/L	1	01/17/23	TH	SW6010D
Arsenic	< 0.004	0.004	mg/L	1	01/17/23	TH	SW6010D
Barium	0.070	0.002	mg/L	1	01/17/23	TH	SW6010D
Beryllium	< 0.001	0.001	mg/L	1	01/17/23	TH	SW6010D
Cadmium	< 0.001	0.001	mg/L	1	01/17/23	TH	SW6010D
Chromium	< 0.001	0.001	mg/L	1	01/17/23	TH	SW6010D
Copper	< 0.005	0.005	mg/L	1	01/17/23	TH	SW6010D
Mercury	< 0.0002	0.0002	mg/L	1	01/13/23	PM	SW7470A
Nickel	< 0.001	0.001	mg/L	1	01/17/23	TH	SW6010D
Lead	< 0.001	0.001	mg/L	1	01/17/23	TH	SW6010D
Antimony	< 0.005	0.005	mg/L	1	01/17/23	TH	SW6010D
Selenium	< 0.010	0.010	mg/L	1	01/17/23	TH	SW6010D
Thallium	< 0.0005	0.0005	mg/L	5	01/19/23	MGH	SW6020B
Vanadium	< 0.002	0.002	mg/L	1	01/17/23	TH	SW6010D
Zinc	< 0.004	0.004	mg/L	1	01/17/23	TH	SW6010D
Total Cyanide	< 0.010	0.010	mg/L	1	01/18/23	GD	SW9010C/SW9012B
Extraction of ETPH	Completed				01/13/23	X/MQ	SW3510C/SW3520C
Mercury Digestion	Completed				01/13/23	AB/AB	SW7470A
Semi-Volatile Extraction	Completed				01/17/23	X/AL	SW3520C
Total Metals Digestion	Completed				01/16/23	AG	
Total Metals Digestion MS	Completed				01/13/23	AG	
TPH by GC (Extractable Products)							
Ext. Petroleum H.C. (C9-C36)	ND	0.071	mg/L	1	01/17/23	JRB	CTETPH
Identification	ND		mg/L	1	01/17/23	JRB	CTETPH
QA/QC Surrogates							
% Terphenyl (surr)	58		%	1	01/17/23	JRB	50 - 150 %

Ver 1

Project ID: ROCKVILLE FMR MGP
Client ID: MW-40S

Phoenix I.D.: CN22963

Parameter	Result	RL/ PQL	Units	Dilution	Date/Time	By	Reference
Volatiles							
1,1,1,2-Tetrachloroethane	ND	1.0	ug/L	1	01/14/23	MH	SW8260C
1,1,1-Trichloroethane	ND	1.0	ug/L	1	01/14/23	MH	SW8260C
1,1,2,2-Tetrachloroethane	ND	0.50	ug/L	1	01/14/23	MH	SW8260C
1,1,2-Trichloroethane	ND	1.0	ug/L	1	01/14/23	MH	SW8260C
1,1-Dichloroethane	ND	1.0	ug/L	1	01/14/23	MH	SW8260C
1,1-Dichloroethene	ND	1.0	ug/L	1	01/14/23	MH	SW8260C
1,1-Dichloropropene	ND	1.0	ug/L	1	01/14/23	MH	SW8260C
1,2,3-Trichlorobenzene	ND	1.0	ug/L	1	01/14/23	MH	SW8260C
1,2,3-Trichloropropane	ND	1.0	ug/L	1	01/14/23	MH	SW8260C
1,2,4-Trichlorobenzene	ND	1.0	ug/L	1	01/14/23	MH	SW8260C
1,2,4-Trimethylbenzene	ND	1.0	ug/L	1	01/14/23	MH	SW8260C
1,2-Dibromo-3-chloropropane	ND	0.50	ug/L	1	01/14/23	MH	SW8260C
1,2-Dibromoethane	ND	0.25	ug/L	1	01/14/23	MH	SW8260C
1,2-Dichlorobenzene	ND	1.0	ug/L	1	01/14/23	MH	SW8260C
1,2-Dichloroethane	ND	0.60	ug/L	1	01/14/23	MH	SW8260C
1,2-Dichloropropane	ND	1.0	ug/L	1	01/14/23	MH	SW8260C
1,3,5-Trimethylbenzene	ND	1.0	ug/L	1	01/14/23	MH	SW8260C
1,3-Dichlorobenzene	ND	1.0	ug/L	1	01/14/23	MH	SW8260C
1,3-Dichloropropane	ND	1.0	ug/L	1	01/14/23	MH	SW8260C
1,4-Dichlorobenzene	ND	1.0	ug/L	1	01/14/23	MH	SW8260C
2,2-Dichloropropane	ND	1.0	ug/L	1	01/14/23	MH	SW8260C
2-Chlorotoluene	ND	1.0	ug/L	1	01/14/23	MH	SW8260C
2-Hexanone	ND	5.0	ug/L	1	01/14/23	MH	SW8260C
2-Isopropyltoluene	ND	1.0	ug/L	1	01/14/23	MH	SW8260C
4-Chlorotoluene	ND	1.0	ug/L	1	01/14/23	MH	SW8260C
4-Methyl-2-pentanone	ND	5.0	ug/L	1	01/14/23	MH	SW8260C
Acetone	ND	25	ug/L	1	01/14/23	MH	SW8260C
Acrylonitrile	ND	0.50	ug/L	1	01/14/23	MH	SW8260C
Benzene	ND	0.70	ug/L	1	01/14/23	MH	SW8260C
Bromobenzene	ND	1.0	ug/L	1	01/14/23	MH	SW8260C
Bromochloromethane	ND	1.0	ug/L	1	01/14/23	MH	SW8260C
Bromodichloromethane	ND	0.50	ug/L	1	01/14/23	MH	SW8260C
Bromoform	ND	1.0	ug/L	1	01/14/23	MH	SW8260C
Bromomethane	ND	1.0	ug/L	1	01/14/23	MH	SW8260C
Carbon Disulfide	ND	5.0	ug/L	1	01/14/23	MH	SW8260C
Carbon tetrachloride	ND	1.0	ug/L	1	01/14/23	MH	SW8260C
Chlorobenzene	ND	1.0	ug/L	1	01/14/23	MH	SW8260C
Chloroethane	ND	1.0	ug/L	1	01/14/23	MH	SW8260C
Chloroform	ND	1.0	ug/L	1	01/14/23	MH	SW8260C
Chloromethane	ND	1.0	ug/L	1	01/14/23	MH	SW8260C
cis-1,2-Dichloroethene	ND	1.0	ug/L	1	01/14/23	MH	SW8260C
cis-1,3-Dichloropropene	ND	0.40	ug/L	1	01/14/23	MH	SW8260C
Dibromochloromethane	ND	0.50	ug/L	1	01/14/23	MH	SW8260C
Dibromomethane	ND	1.0	ug/L	1	01/14/23	MH	SW8260C
Dichlorodifluoromethane	ND	1.0	ug/L	1	01/14/23	MH	SW8260C
Ethylbenzene	ND	1.0	ug/L	1	01/14/23	MH	SW8260C
Hexachlorobutadiene	ND	0.40	ug/L	1	01/14/23	MH	SW8260C
Isopropylbenzene	ND	1.0	ug/L	1	01/14/23	MH	SW8260C

Ver 1

Project ID: ROCKVILLE FMR MGP
Client ID: MW-40S

Phoenix I.D.: CN22963

Parameter	Result	RL/ PQL	Units	Dilution	Date/Time	By	Reference
m&p-Xylene	ND	1.0	ug/L	1	01/14/23	MH	SW8260C
Methyl ethyl ketone	ND	5.0	ug/L	1	01/14/23	MH	SW8260C
Methyl t-butyl ether (MTBE)	ND	1.0	ug/L	1	01/14/23	MH	SW8260C
Methylene chloride	ND	1.0	ug/L	1	01/14/23	MH	SW8260C
Naphthalene	ND	1.0	ug/L	1	01/14/23	MH	SW8260C
n-Butylbenzene	ND	1.0	ug/L	1	01/14/23	MH	SW8260C
n-Propylbenzene	ND	1.0	ug/L	1	01/14/23	MH	SW8260C
o-Xylene	ND	1.0	ug/L	1	01/14/23	MH	SW8260C
p-Isopropyltoluene	ND	1.0	ug/L	1	01/14/23	MH	SW8260C
sec-Butylbenzene	ND	1.0	ug/L	1	01/14/23	MH	SW8260C
Styrene	ND	1.0	ug/L	1	01/14/23	MH	SW8260C
tert-Butylbenzene	ND	1.0	ug/L	1	01/14/23	MH	SW8260C
Tetrachloroethene	ND	1.0	ug/L	1	01/14/23	MH	SW8260C
Tetrahydrofuran (THF)	ND	2.5	ug/L	1	01/14/23	MH	SW8260C
Toluene	ND	1.0	ug/L	1	01/14/23	MH	SW8260C
Total Xylenes	ND	1.0	ug/L	1	01/14/23	MH	SW8260C
trans-1,2-Dichloroethene	ND	1.0	ug/L	1	01/14/23	MH	SW8260C
trans-1,3-Dichloropropene	ND	0.40	ug/L	1	01/14/23	MH	SW8260C
trans-1,4-dichloro-2-butene	ND	5.0	ug/L	1	01/14/23	MH	SW8260C
Trichloroethene	ND	1.0	ug/L	1	01/14/23	MH	SW8260C
Trichlorofluoromethane	ND	1.0	ug/L	1	01/14/23	MH	SW8260C
Trichlorotrifluoroethane	ND	1.0	ug/L	1	01/14/23	MH	SW8260C
Vinyl chloride	ND	1.0	ug/L	1	01/14/23	MH	SW8260C
QA/QC Surrogates							
% 1,2-dichlorobenzene-d4	103		%	1	01/14/23	MH	70 - 130 %
% Bromofluorobenzene	99		%	1	01/14/23	MH	70 - 130 %
% Dibromofluoromethane	84		%	1	01/14/23	MH	70 - 130 %
% Toluene-d8	99		%	1	01/14/23	MH	70 - 130 %
Semivolatiles by SIM, PAH							
2-Methylnaphthalene	ND	0.47	ug/L	1	01/19/23	WB	SW8270D (SIM)
Acenaphthene	ND	0.47	ug/L	1	01/19/23	WB	SW8270D (SIM)
Acenaphthylene	ND	0.28	ug/L	1	01/19/23	WB	SW8270D (SIM)
Anthracene	ND	0.47	ug/L	1	01/19/23	WB	SW8270D (SIM)
Benz(a)anthracene	ND	0.05	ug/L	1	01/19/23	WB	SW8270D (SIM)
Benzo(a)pyrene	ND	0.19	ug/L	1	01/19/23	WB	SW8270D (SIM)
Benzo(b)fluoranthene	ND	0.07	ug/L	1	01/19/23	WB	SW8270D (SIM)
Benzo(ghi)perylene	ND	0.45	ug/L	1	01/19/23	WB	SW8270D (SIM)
Benzo(k)fluoranthene	ND	0.28	ug/L	1	01/19/23	WB	SW8270D (SIM)
Chrysene	ND	0.47	ug/L	1	01/19/23	WB	SW8270D (SIM)
Dibenz(a,h)anthracene	ND	0.09	ug/L	1	01/19/23	WB	SW8270D (SIM)
Fluoranthene	ND	0.47	ug/L	1	01/19/23	WB	SW8270D (SIM)
Fluorene	ND	0.47	ug/L	1	01/19/23	WB	SW8270D (SIM)
Indeno(1,2,3-cd)pyrene	ND	0.09	ug/L	1	01/19/23	WB	SW8270D (SIM)
Naphthalene	ND	0.47	ug/L	1	01/19/23	WB	SW8270D (SIM)
Phenanthrene	ND	0.06	ug/L	1	01/19/23	WB	SW8270D (SIM)
Pyrene	ND	0.47	ug/L	1	01/19/23	WB	SW8270D (SIM)
QA/QC Surrogates							
% 2-Fluorobiphenyl	58		%	1	01/19/23	WB	30 - 130 %
% Nitrobenzene-d5	51		%	1	01/19/23	WB	30 - 130 %

Ver 1

Project ID: ROCKVILLE FMR MGP
Client ID: MW-40S

Phoenix I.D.: CN22963

Parameter	Result	RL/ PQL	Units	Dilution	Date/Time	By	Reference
% Terphenyl-d14	80		%	1	01/19/23	WB	30 - 130 %

RL/PQL=Reporting/Practical Quantitation Level ND=Not Detected BRL=Below Reporting Level
QA/QC Surrogates: Surrogates are compounds (preceeded with a %) added by the lab to determine analysis efficiency. Surrogate results(%) listed in the report are not "detected" compounds.

Comments:

If you are the client above and have any questions concerning this testing, please do not hesitate to contact Phoenix Client Services at ext.200.
The contents of this report cannot be discussed with anyone other than the client listed above without their written consent.



Phyllis Shiller, Laboratory Director
January 23, 2023
Reviewed and Released by: Ethan Lee, Project Manager

Environmental Laboratories, Inc.
587 East Middle Turnpike, P.O.Box 370, Manchester, CT 06045
Tel. (860) 645-1102 Fax (860) 645-0823

Analysis Report

January 23, 2023

FOR: Attn: Jeffrey Holden
GEI Consultants
455 Winding Brook Drive
Suite 201
Glastonbury, CT 06033

Sample Information		Custody Information		Date	Time
Matrix:	GROUND WATER	Collected by:		01/12/23	14:55
Location Code:	GEI-EVER	Received by:	B	01/12/23	17:40
Rush Request:	Standard	Analyzed by:	see "By" below		
P.O.#:	2200138				

Laboratory Data

SDG ID: GCN22959
Phoenix ID: CN22964

Project ID: ROCKVILLE FMR MGP
Client ID: MW-46M

Parameter	Result	RL/ PQL	Units	Dilution	Date/Time	By	Reference
Silver	< 0.001	0.001	mg/L	1	01/18/23	TH	SW6010D
Arsenic	< 0.004	0.004	mg/L	1	01/18/23	TH	SW6010D
Barium	0.128	0.002	mg/L	1	01/18/23	TH	SW6010D
Beryllium	< 0.001	0.001	mg/L	1	01/18/23	TH	SW6010D
Cadmium	< 0.001	0.001	mg/L	1	01/18/23	TH	SW6010D
Chromium	0.002	0.001	mg/L	1	01/18/23	TH	SW6010D
Copper	< 0.005	0.005	mg/L	1	01/18/23	TH	SW6010D
Mercury	< 0.0002	0.0002	mg/L	1	01/13/23	PM	SW7470A
Nickel	0.002	0.001	mg/L	1	01/18/23	TH	SW6010D
Lead	< 0.001	0.001	mg/L	1	01/18/23	TH	SW6010D
Antimony	< 0.005	0.005	mg/L	1	01/18/23	TH	SW6010D
Selenium	< 0.010	0.010	mg/L	1	01/18/23	TH	SW6010D
Thallium	< 0.0005	0.0005	mg/L	5	01/19/23	MGH	SW6020B
Vanadium	< 0.002	0.002	mg/L	1	01/18/23	TH	SW6010D
Zinc	0.006	0.004	mg/L	1	01/18/23	TH	SW6010D
Total Cyanide	< 0.010	0.010	mg/L	1	01/18/23	GD	SW9010C/SW9012B
Extraction of ETPH	Completed				01/13/23	X/MQ	SW3510C/SW3520C
Mercury Digestion	Completed				01/13/23	AB/AB	SW7470A
Semi-Volatile Extraction	Completed				01/17/23	X/AL	SW3520C
Total Metals Digestion	Completed				01/16/23	AG	
Total Metals Digestion MS	Completed				01/13/23	AG	
TPH by GC (Extractable Products)							
Ext. Petroleum H.C. (C9-C36)	ND	0.070	mg/L	1	01/17/23	JRB	CTETPH
Identification	ND		mg/L	1	01/17/23	JRB	CTETPH
QA/QC Surrogates							
% Terphenyl (surr)	57		%	1	01/17/23	JRB	50 - 150 %

Ver 1

Project ID: ROCKVILLE FMR MGP
Client ID: MW-46M

Phoenix I.D.: CN22964

Parameter	Result	RL/ PQL	Units	Dilution	Date/Time	By	Reference
Volatiles							
1,1,1,2-Tetrachloroethane	ND	1.0	ug/L	1	01/14/23	MH	SW8260C
1,1,1-Trichloroethane	ND	1.0	ug/L	1	01/14/23	MH	SW8260C
1,1,2,2-Tetrachloroethane	ND	0.50	ug/L	1	01/14/23	MH	SW8260C
1,1,2-Trichloroethane	ND	1.0	ug/L	1	01/14/23	MH	SW8260C
1,1-Dichloroethane	ND	1.0	ug/L	1	01/14/23	MH	SW8260C
1,1-Dichloroethene	ND	1.0	ug/L	1	01/14/23	MH	SW8260C
1,1-Dichloropropene	ND	1.0	ug/L	1	01/14/23	MH	SW8260C
1,2,3-Trichlorobenzene	ND	1.0	ug/L	1	01/14/23	MH	SW8260C
1,2,3-Trichloropropane	ND	1.0	ug/L	1	01/14/23	MH	SW8260C
1,2,4-Trichlorobenzene	ND	1.0	ug/L	1	01/14/23	MH	SW8260C
1,2,4-Trimethylbenzene	ND	1.0	ug/L	1	01/14/23	MH	SW8260C
1,2-Dibromo-3-chloropropane	ND	0.50	ug/L	1	01/14/23	MH	SW8260C
1,2-Dibromoethane	ND	0.25	ug/L	1	01/14/23	MH	SW8260C
1,2-Dichlorobenzene	ND	1.0	ug/L	1	01/14/23	MH	SW8260C
1,2-Dichloroethane	ND	0.60	ug/L	1	01/14/23	MH	SW8260C
1,2-Dichloropropane	ND	1.0	ug/L	1	01/14/23	MH	SW8260C
1,3,5-Trimethylbenzene	ND	1.0	ug/L	1	01/14/23	MH	SW8260C
1,3-Dichlorobenzene	ND	1.0	ug/L	1	01/14/23	MH	SW8260C
1,3-Dichloropropane	ND	1.0	ug/L	1	01/14/23	MH	SW8260C
1,4-Dichlorobenzene	ND	1.0	ug/L	1	01/14/23	MH	SW8260C
2,2-Dichloropropane	ND	1.0	ug/L	1	01/14/23	MH	SW8260C
2-Chlorotoluene	ND	1.0	ug/L	1	01/14/23	MH	SW8260C
2-Hexanone	ND	5.0	ug/L	1	01/14/23	MH	SW8260C
2-Isopropyltoluene	ND	1.0	ug/L	1	01/14/23	MH	SW8260C
4-Chlorotoluene	ND	1.0	ug/L	1	01/14/23	MH	SW8260C
4-Methyl-2-pentanone	ND	5.0	ug/L	1	01/14/23	MH	SW8260C
Acetone	ND	25	ug/L	1	01/14/23	MH	SW8260C
Acrylonitrile	ND	0.50	ug/L	1	01/14/23	MH	SW8260C
Benzene	ND	0.70	ug/L	1	01/14/23	MH	SW8260C
Bromobenzene	ND	1.0	ug/L	1	01/14/23	MH	SW8260C
Bromochloromethane	ND	1.0	ug/L	1	01/14/23	MH	SW8260C
Bromodichloromethane	ND	0.50	ug/L	1	01/14/23	MH	SW8260C
Bromoform	ND	1.0	ug/L	1	01/14/23	MH	SW8260C
Bromomethane	ND	1.0	ug/L	1	01/14/23	MH	SW8260C
Carbon Disulfide	ND	5.0	ug/L	1	01/14/23	MH	SW8260C
Carbon tetrachloride	ND	1.0	ug/L	1	01/14/23	MH	SW8260C
Chlorobenzene	ND	1.0	ug/L	1	01/14/23	MH	SW8260C
Chloroethane	ND	1.0	ug/L	1	01/14/23	MH	SW8260C
Chloroform	ND	1.0	ug/L	1	01/14/23	MH	SW8260C
Chloromethane	ND	1.0	ug/L	1	01/14/23	MH	SW8260C
cis-1,2-Dichloroethene	ND	1.0	ug/L	1	01/14/23	MH	SW8260C
cis-1,3-Dichloropropene	ND	0.40	ug/L	1	01/14/23	MH	SW8260C
Dibromochloromethane	ND	0.50	ug/L	1	01/14/23	MH	SW8260C
Dibromomethane	ND	1.0	ug/L	1	01/14/23	MH	SW8260C
Dichlorodifluoromethane	ND	1.0	ug/L	1	01/14/23	MH	SW8260C
Ethylbenzene	ND	1.0	ug/L	1	01/14/23	MH	SW8260C
Hexachlorobutadiene	ND	0.40	ug/L	1	01/14/23	MH	SW8260C
Isopropylbenzene	ND	1.0	ug/L	1	01/14/23	MH	SW8260C

Ver 1

Project ID: ROCKVILLE FMR MGP
Client ID: MW-46M

Phoenix I.D.: CN22964

Parameter	Result	RL/ PQL	Units	Dilution	Date/Time	By	Reference
m&p-Xylene	ND	1.0	ug/L	1	01/14/23	MH	SW8260C
Methyl ethyl ketone	ND	5.0	ug/L	1	01/14/23	MH	SW8260C
Methyl t-butyl ether (MTBE)	ND	1.0	ug/L	1	01/14/23	MH	SW8260C
Methylene chloride	ND	1.0	ug/L	1	01/14/23	MH	SW8260C
Naphthalene	ND	1.0	ug/L	1	01/14/23	MH	SW8260C
n-Butylbenzene	ND	1.0	ug/L	1	01/14/23	MH	SW8260C
n-Propylbenzene	ND	1.0	ug/L	1	01/14/23	MH	SW8260C
o-Xylene	ND	1.0	ug/L	1	01/14/23	MH	SW8260C
p-Isopropyltoluene	ND	1.0	ug/L	1	01/14/23	MH	SW8260C
sec-Butylbenzene	ND	1.0	ug/L	1	01/14/23	MH	SW8260C
Styrene	ND	1.0	ug/L	1	01/14/23	MH	SW8260C
tert-Butylbenzene	ND	1.0	ug/L	1	01/14/23	MH	SW8260C
Tetrachloroethene	1.4	1.0	ug/L	1	01/14/23	MH	SW8260C
Tetrahydrofuran (THF)	ND	2.5	ug/L	1	01/14/23	MH	SW8260C
Toluene	ND	1.0	ug/L	1	01/14/23	MH	SW8260C
Total Xylenes	ND	1.0	ug/L	1	01/14/23	MH	SW8260C
trans-1,2-Dichloroethene	ND	1.0	ug/L	1	01/14/23	MH	SW8260C
trans-1,3-Dichloropropene	ND	0.40	ug/L	1	01/14/23	MH	SW8260C
trans-1,4-dichloro-2-butene	ND	5.0	ug/L	1	01/14/23	MH	SW8260C
Trichloroethene	ND	1.0	ug/L	1	01/14/23	MH	SW8260C
Trichlorofluoromethane	ND	1.0	ug/L	1	01/14/23	MH	SW8260C
Trichlorotrifluoroethane	ND	1.0	ug/L	1	01/14/23	MH	SW8260C
Vinyl chloride	ND	1.0	ug/L	1	01/14/23	MH	SW8260C
QA/QC Surrogates							
% 1,2-dichlorobenzene-d4	102		%	1	01/14/23	MH	70 - 130 %
% Bromofluorobenzene	96		%	1	01/14/23	MH	70 - 130 %
% Dibromofluoromethane	85		%	1	01/14/23	MH	70 - 130 %
% Toluene-d8	98		%	1	01/14/23	MH	70 - 130 %
Semivolatiles by SIM, PAH							
2-Methylnaphthalene	ND	0.49	ug/L	1	01/19/23	WB	SW8270D (SIM)
Acenaphthene	ND	0.49	ug/L	1	01/19/23	WB	SW8270D (SIM)
Acenaphthylene	ND	0.29	ug/L	1	01/19/23	WB	SW8270D (SIM)
Anthracene	ND	0.49	ug/L	1	01/19/23	WB	SW8270D (SIM)
Benz(a)anthracene	ND	0.05	ug/L	1	01/19/23	WB	SW8270D (SIM)
Benzo(a)pyrene	ND	0.20	ug/L	1	01/19/23	WB	SW8270D (SIM)
Benzo(b)fluoranthene	ND	0.07	ug/L	1	01/19/23	WB	SW8270D (SIM)
Benzo(ghi)perylene	ND	0.47	ug/L	1	01/19/23	WB	SW8270D (SIM)
Benzo(k)fluoranthene	ND	0.29	ug/L	1	01/19/23	WB	SW8270D (SIM)
Chrysene	ND	0.49	ug/L	1	01/19/23	WB	SW8270D (SIM)
Dibenz(a,h)anthracene	ND	0.10	ug/L	1	01/19/23	WB	SW8270D (SIM)
Fluoranthene	ND	0.49	ug/L	1	01/19/23	WB	SW8270D (SIM)
Fluorene	ND	0.49	ug/L	1	01/19/23	WB	SW8270D (SIM)
Indeno(1,2,3-cd)pyrene	ND	0.10	ug/L	1	01/19/23	WB	SW8270D (SIM)
Naphthalene	ND	0.49	ug/L	1	01/19/23	WB	SW8270D (SIM)
Phenanthrene	ND	0.06	ug/L	1	01/19/23	WB	SW8270D (SIM)
Pyrene	ND	0.49	ug/L	1	01/19/23	WB	SW8270D (SIM)
QA/QC Surrogates							
% 2-Fluorobiphenyl	72		%	1	01/19/23	WB	30 - 130 %
% Nitrobenzene-d5	71		%	1	01/19/23	WB	30 - 130 %

Ver 1

Project ID: ROCKVILLE FMR MGP
Client ID: MW-46M

Phoenix I.D.: CN22964

Parameter	Result	RL/ PQL	Units	Dilution	Date/Time	By	Reference
% Terphenyl-d14	94		%	1	01/19/23	WB	30 - 130 %

RL/PQL=Reporting/Practical Quantitation Level ND=Not Detected BRL=Below Reporting Level
QA/QC Surrogates: Surrogates are compounds (preceeded with a %) added by the lab to determine analysis efficiency. Surrogate results(%) listed in the report are not "detected" compounds.

Comments:

If you are the client above and have any questions concerning this testing, please do not hesitate to contact Phoenix Client Services at ext.200.
The contents of this report cannot be discussed with anyone other than the client listed above without their written consent.



Phyllis Shiller, Laboratory Director
January 23, 2023
Reviewed and Released by: Ethan Lee, Project Manager

Environmental Laboratories, Inc.
587 East Middle Turnpike, P.O.Box 370, Manchester, CT 06045
Tel. (860) 645-1102 Fax (860) 645-0823

Analysis Report

January 23, 2023

FOR: Attn: Jeffrey Holden
GEI Consultants
455 Winding Brook Drive
Suite 201
Glastonbury, CT 06033

Sample Information		Custody Information		Date	Time
Matrix:	GROUND WATER	Collected by:		01/12/23	
Location Code:	GEI-EVER	Received by:	B	01/12/23	17:40
Rush Request:	Standard	Analyzed by:	see "By" below		
P.O.#:	2200138				

Laboratory Data

SDG ID: GCN22959
Phoenix ID: CN22965

Project ID: ROCKVILLE FMR MGP
Client ID: TB-011223

Parameter	Result	RL/ PQL	Units	Dilution	Date/Time	By	Reference
Volatiles							
1,1,1,2-Tetrachloroethane	ND	1.0	ug/L	1	01/14/23	MH	SW8260C
1,1,1-Trichloroethane	ND	1.0	ug/L	1	01/14/23	MH	SW8260C
1,1,2,2-Tetrachloroethane	ND	0.50	ug/L	1	01/14/23	MH	SW8260C
1,1,2-Trichloroethane	ND	1.0	ug/L	1	01/14/23	MH	SW8260C
1,1-Dichloroethane	ND	1.0	ug/L	1	01/14/23	MH	SW8260C
1,1-Dichloroethene	ND	1.0	ug/L	1	01/14/23	MH	SW8260C
1,1-Dichloropropene	ND	1.0	ug/L	1	01/14/23	MH	SW8260C
1,2,3-Trichlorobenzene	ND	1.0	ug/L	1	01/14/23	MH	SW8260C
1,2,3-Trichloropropane	ND	1.0	ug/L	1	01/14/23	MH	SW8260C
1,2,4-Trichlorobenzene	ND	1.0	ug/L	1	01/14/23	MH	SW8260C
1,2,4-Trimethylbenzene	ND	1.0	ug/L	1	01/14/23	MH	SW8260C
1,2-Dibromo-3-chloropropane	ND	0.50	ug/L	1	01/14/23	MH	SW8260C
1,2-Dibromoethane	ND	0.25	ug/L	1	01/14/23	MH	SW8260C
1,2-Dichlorobenzene	ND	1.0	ug/L	1	01/14/23	MH	SW8260C
1,2-Dichloroethane	ND	0.60	ug/L	1	01/14/23	MH	SW8260C
1,2-Dichloropropane	ND	1.0	ug/L	1	01/14/23	MH	SW8260C
1,3,5-Trimethylbenzene	ND	1.0	ug/L	1	01/14/23	MH	SW8260C
1,3-Dichlorobenzene	ND	1.0	ug/L	1	01/14/23	MH	SW8260C
1,3-Dichloropropane	ND	1.0	ug/L	1	01/14/23	MH	SW8260C
1,4-Dichlorobenzene	ND	1.0	ug/L	1	01/14/23	MH	SW8260C
2,2-Dichloropropane	ND	1.0	ug/L	1	01/14/23	MH	SW8260C
2-Chlorotoluene	ND	1.0	ug/L	1	01/14/23	MH	SW8260C
2-Hexanone	ND	5.0	ug/L	1	01/14/23	MH	SW8260C
2-Isopropyltoluene	ND	1.0	ug/L	1	01/14/23	MH	SW8260C
4-Chlorotoluene	ND	1.0	ug/L	1	01/14/23	MH	SW8260C
4-Methyl-2-pentanone	ND	5.0	ug/L	1	01/14/23	MH	SW8260C

Ver 1

Project ID: ROCKVILLE FMR MGP
Client ID: TB-011223

Phoenix I.D.: CN22965

Parameter	Result	RL/ PQL	Units	Dilution	Date/Time	By	Reference
Acetone	ND	25	ug/L	1	01/14/23	MH	SW8260C
Acrylonitrile	ND	0.50	ug/L	1	01/14/23	MH	SW8260C
Benzene	ND	0.70	ug/L	1	01/14/23	MH	SW8260C
Bromobenzene	ND	1.0	ug/L	1	01/14/23	MH	SW8260C
Bromochloromethane	ND	1.0	ug/L	1	01/14/23	MH	SW8260C
Bromodichloromethane	ND	0.50	ug/L	1	01/14/23	MH	SW8260C
Bromoform	ND	1.0	ug/L	1	01/14/23	MH	SW8260C
Bromomethane	ND	1.0	ug/L	1	01/14/23	MH	SW8260C
Carbon Disulfide	ND	5.0	ug/L	1	01/14/23	MH	SW8260C
Carbon tetrachloride	ND	1.0	ug/L	1	01/14/23	MH	SW8260C
Chlorobenzene	ND	1.0	ug/L	1	01/14/23	MH	SW8260C
Chloroethane	ND	1.0	ug/L	1	01/14/23	MH	SW8260C
Chloroform	ND	1.0	ug/L	1	01/14/23	MH	SW8260C
Chloromethane	ND	1.0	ug/L	1	01/14/23	MH	SW8260C
cis-1,2-Dichloroethene	ND	1.0	ug/L	1	01/14/23	MH	SW8260C
cis-1,3-Dichloropropene	ND	0.40	ug/L	1	01/14/23	MH	SW8260C
Dibromochloromethane	ND	0.50	ug/L	1	01/14/23	MH	SW8260C
Dibromomethane	ND	1.0	ug/L	1	01/14/23	MH	SW8260C
Dichlorodifluoromethane	ND	1.0	ug/L	1	01/14/23	MH	SW8260C
Ethylbenzene	ND	1.0	ug/L	1	01/14/23	MH	SW8260C
Hexachlorobutadiene	ND	0.40	ug/L	1	01/14/23	MH	SW8260C
Isopropylbenzene	ND	1.0	ug/L	1	01/14/23	MH	SW8260C
m&p-Xylene	ND	1.0	ug/L	1	01/14/23	MH	SW8260C
Methyl ethyl ketone	ND	5.0	ug/L	1	01/14/23	MH	SW8260C
Methyl t-butyl ether (MTBE)	ND	1.0	ug/L	1	01/14/23	MH	SW8260C
Methylene chloride	ND	1.0	ug/L	1	01/14/23	MH	SW8260C
Naphthalene	ND	1.0	ug/L	1	01/14/23	MH	SW8260C
n-Butylbenzene	ND	1.0	ug/L	1	01/14/23	MH	SW8260C
n-Propylbenzene	ND	1.0	ug/L	1	01/14/23	MH	SW8260C
o-Xylene	ND	1.0	ug/L	1	01/14/23	MH	SW8260C
p-Isopropyltoluene	ND	1.0	ug/L	1	01/14/23	MH	SW8260C
sec-Butylbenzene	ND	1.0	ug/L	1	01/14/23	MH	SW8260C
Styrene	ND	1.0	ug/L	1	01/14/23	MH	SW8260C
tert-Butylbenzene	ND	1.0	ug/L	1	01/14/23	MH	SW8260C
Tetrachloroethene	ND	1.0	ug/L	1	01/14/23	MH	SW8260C
Tetrahydrofuran (THF)	ND	2.5	ug/L	1	01/14/23	MH	SW8260C
Toluene	ND	1.0	ug/L	1	01/14/23	MH	SW8260C
Total Xylenes	ND	1.0	ug/L	1	01/14/23	MH	SW8260C
trans-1,2-Dichloroethene	ND	1.0	ug/L	1	01/14/23	MH	SW8260C
trans-1,3-Dichloropropene	ND	0.40	ug/L	1	01/14/23	MH	SW8260C
trans-1,4-dichloro-2-butene	ND	5.0	ug/L	1	01/14/23	MH	SW8260C
Trichloroethene	ND	1.0	ug/L	1	01/14/23	MH	SW8260C
Trichlorofluoromethane	ND	1.0	ug/L	1	01/14/23	MH	SW8260C
Trichlorotrifluoroethane	ND	1.0	ug/L	1	01/14/23	MH	SW8260C
Vinyl chloride	ND	1.0	ug/L	1	01/14/23	MH	SW8260C
QA/QC Surrogates							
% 1,2-dichlorobenzene-d4	105		%	1	01/14/23	MH	70 - 130 %
% Bromofluorobenzene	93		%	1	01/14/23	MH	70 - 130 %
% Dibromofluoromethane	87		%	1	01/14/23	MH	70 - 130 %

Ver 1

Project ID: ROCKVILLE FMR MGP
Client ID: TB-011223

Phoenix I.D.: CN22965

Parameter	Result	RL/ PQL	Units	Dilution	Date/Time	By	Reference
% Toluene-d8	99		%	1	01/14/23	MH	70 - 130 %

RL/PQL=Reporting/Practical Quantitation Level ND=Not Detected BRL=Below Reporting Level
QA/QC Surrogates: Surrogates are compounds (preceeded with a %) added by the lab to determine analysis efficiency. Surrogate results(%) listed in the report are not "detected" compounds.

Comments:

TRIP BLANK INCLUDED.

If you are the client above and have any questions concerning this testing, please do not hesitate to contact Phoenix Client Services at ext.200.
The contents of this report cannot be discussed with anyone other than the client listed above without their written consent.



Phyllis Shiller, Laboratory Director
January 23, 2023
Reviewed and Released by: Ethan Lee, Project Manager

Environmental Laboratories, Inc.
587 East Middle Turnpike, P.O.Box 370, Manchester, CT 06045
Tel. (860) 645-1102 Fax (860) 645-0823

QA/QC Report

January 23, 2023

QA/QC Data

SDG I.D.: GCN22959

Parameter	Blank	Blk RL	Sample Result	Dup Result	Dup RPD	LCS %	LCSD %	LCS RPD	MS %	MSD %	MS RPD	% Rec Limits	% RPD Limits
QA/QC Batch 659806 (mg/L), QC Sample No: CN22103 (CN22959, CN22960, CN22961)													
Mercury - Water	BRL	0.0002	<0.0002	<0.0002	NC	106			106			80 - 120	20
Comment:													
Additional Mercury criteria: LCS acceptance range for waters is 80-120% and for soils is 70-130%. MS acceptance range is 75-125%.													
QA/QC Batch 659808 (mg/L), QC Sample No: CN22962 (CN22962, CN22963, CN22964)													
Mercury - Water	BRL	0.0002	<0.0002	<0.0002	NC	114			108			80 - 120	20
Comment:													
Additional Mercury criteria: LCS acceptance range for waters is 80-120% and for soils is 70-130%. MS acceptance range is 75-125%.													
QA/QC Batch 660143 (mg/L), QC Sample No: CN22400 (CN22959, CN22960, CN22961, CN22962, CN22963)													
ICP Metals - Aqueous													
Antimony	BRL	0.005	<0.005	<0.005	NC	97.0	99.6	2.6	100			80 - 120	20
Arsenic	BRL	0.004	<0.004	<0.004	NC	94.0	98.5	4.7	97.7			80 - 120	20
Barium	BRL	0.002	0.011	0.010	9.50	96.6	101	4.5	99.4			80 - 120	20
Beryllium	BRL	0.001	<0.001	<0.001	NC	97.9	101	3.1	100			80 - 120	20
Cadmium	BRL	0.001	<0.001	<0.001	NC	98.8	103	4.2	102			80 - 120	20
Chromium	BRL	0.001	<0.001	<0.001	NC	97.5	102	4.5	100			80 - 120	20
Copper	BRL	0.005	0.016	0.015	NC	96.7	100	3.4	99.9			80 - 120	20
Lead	BRL	0.001	0.002	<0.001	NC	98.3	102	3.7	102			80 - 120	20
Nickel	BRL	0.001	0.001	<0.001	NC	98.9	104	5.0	102			80 - 120	20
Selenium	BRL	0.010	<0.010	<0.010	NC	96.2	98.8	2.7	99.3			80 - 120	20
Silver	BRL	0.001	<0.001	<0.001	NC	94.9	97.6	2.8	97.4			80 - 120	20
Vanadium	BRL	0.002	<0.002	<0.002	NC	95.6	99.3	3.8	98.7			80 - 120	20
Zinc	BRL	0.004	0.215	0.199	7.70	96.6	101	4.5	99.8			80 - 120	20
Comment:													
Additional Criteria: LCS acceptance range is 80-120% MS acceptance range 75-125%.													
QA/QC Batch 660144 (mg/L), QC Sample No: CN23426 (CN22964)													
ICP Metals - Aqueous													
Antimony	BRL	0.005	<0.005	<0.005	NC	103	103	0.0	98.9			80 - 120	20
Arsenic	BRL	0.004	<0.004	<0.004	NC	99.2	99.1	0.1	95.0			80 - 120	20
Barium	BRL	0.002	0.015	0.014	6.90	106	106	0.0	101			80 - 120	20
Beryllium	BRL	0.001	<0.001	<0.001	NC	105	105	0.0	100			80 - 120	20
Cadmium	BRL	0.001	<0.001	<0.001	NC	105	105	0.0	100			80 - 120	20
Chromium	BRL	0.001	<0.001	<0.001	NC	104	103	1.0	99.0			80 - 120	20
Copper	BRL	0.005	0.215	0.213	0.90	104	104	0.0	99.5			80 - 120	20
Lead	BRL	0.001	<0.001	<0.001	NC	103	103	0.0	98.7			80 - 120	20
Nickel	BRL	0.001	0.004	0.005	NC	103	103	0.0	98.7			80 - 120	20
Selenium	BRL	0.010	<0.010	<0.010	NC	100	100	0.0	94.6			80 - 120	20
Silver	BRL	0.001	0.020	0.020	0	103	104	1.0	97.4			80 - 120	20
Vanadium	BRL	0.002	<0.002	<0.002	NC	102	103	1.0	98.2			80 - 120	20
Zinc	BRL	0.004	0.022	0.021	4.70	101	102	1.0	97.5			80 - 120	20

QA/QC Data

SDG I.D.: GCN22959

Parameter	Blank	Blk RL	Sample Result	Dup Result	Dup RPD	LCS %	LCSD %	LCS RPD	MS %	MSD %	MS RPD	% Rec Limits	% RPD Limits
Comment:													
Additional Criteria: LCS acceptance range is 80-120% MS acceptance range 75-125%.													
QA/QC Batch 659915 (mg/L), QC Sample No: CN22722 5X (CN22959, CN22960, CN22961, CN22962, CN22963, CN22964)													
ICP MS Metals - Aqueous													
Thallium	BRL	0.0005	<0.0002	<0.0002	NC	103	105	1.9	102			80 - 120	20
Comment:													
Additional Criteria: LCS acceptance range is 80-120% MS acceptance range 75-125%.													

Environmental Laboratories, Inc.
587 East Middle Turnpike, P.O.Box 370, Manchester, CT 06045
Tel. (860) 645-1102 Fax (860) 645-0823

QA/QC Report

January 23, 2023

QA/QC Data

SDG I.D.: GCN22959

Parameter	Blank	Blk RL	Sample Result	Dup Result	Dup RPD	LCS %	LCSD %	LCS RPD	MS %	MSD %	MS RPD	% Rec Limits	% RPD Limits
QA/QC Batch 660240 (mg/L), QC Sample No: CN22959 (CN22959, CN22960, CN22961, CN22962, CN22963, CN22964)													
Total Cyanide	BRL	0.010	<0.020	<0.010	NC	101			110			90 - 110	20
Comment:													
Additional: LCS acceptance range is 80-120% for soils MS acceptance range 75-125% for soils													

Environmental Laboratories, Inc.
587 East Middle Turnpike, P.O.Box 370, Manchester, CT 06045
Tel. (860) 645-1102 Fax (860) 645-0823

QA/QC Report

January 23, 2023

QA/QC Data

SDG I.D.: GCN22959

Parameter	Blank	Blk RL	LCS %	LCSD %	LCS RPD	MS %	MSD %	MS RPD	% Rec Limits	% RPD Limits	
QA/QC Batch 659920 (mg/L), QC Sample No: CN22102 (CN22959, CN22960, CN22961, CN22962, CN22963, CN22964)											
TPH by GC (Extractable Products) - Ground Water											
Ext. Petroleum H.C. (C9-C36)	ND	0.10	64	38	51.0				60 - 120	30	l,r
% Terphenyl (surr)	52	%	62	36	53.1				50 - 150	20	l,r
Comment:											
Additional surrogate criteria: LCS acceptance range is 60-120% MS acceptance range 50-150%. The ETPH/DRO LCS has been normalized based on the alkane calibration.											
QA/QC Batch 660303 (ug/L), QC Sample No: CN22104 (CN22959, CN22960)											
Semivolatiles by SIM, PAH - Ground Water											
2-Methylnaphthalene	ND	0.50	95	131	31.9				30 - 130	20	l,r
Acenaphthene	ND	0.50	77	79	2.6				30 - 130	20	
Acenaphthylene	ND	0.30	70	65	7.4				30 - 130	20	
Anthracene	ND	0.50	64	65	1.6				30 - 130	20	
Benz(a)anthracene	ND	0.02	94	96	2.1				30 - 130	20	
Benzo(a)pyrene	ND	0.02	90	83	8.1				30 - 130	20	
Benzo(b)fluoranthene	ND	0.02	84	109	25.9				30 - 130	20	r
Benzo(ghi)perylene	ND	0.48	83	78	6.2				30 - 130	20	
Benzo(k)fluoranthene	ND	0.02	89	98	9.6				30 - 130	20	
Chrysene	ND	0.02	98	67	37.6				30 - 130	20	r
Dibenz(a,h)anthracene	ND	0.10	92	113	20.5				30 - 130	20	
Fluoranthene	ND	0.50	67	69	2.9				30 - 130	20	
Fluorene	ND	0.50	78	80	2.5				30 - 130	20	
Indeno(1,2,3-cd)pyrene	ND	0.02	101	98	3.0				30 - 130	20	
Naphthalene	ND	0.50	97	105	7.9				30 - 130	20	
Phenanthrene	ND	0.06	65	68	4.5				30 - 130	20	
Pyrene	ND	0.50	68	66	3.0				30 - 130	20	
% 2-Fluorobiphenyl	70	%	73	75	2.7				30 - 130	20	
% Nitrobenzene-d5	75	%	81	90	10.5				30 - 130	20	
% Terphenyl-d14	66	%	77	76	1.3				30 - 130	20	
Comment:											
Additional 8270 criteria:20% of compounds can be outside of acceptance criteria as long as recovery is at least 10%. (Acid surrogates acceptance range for aqueous samples: 15-110%, for soils 30-130%)											
QA/QC Batch 660338 (ug/L), QC Sample No: CN22963 (CN22961, CN22962, CN22963, CN22964)											
Semivolatiles by SIM, PAH - Ground Water											
2-Methylnaphthalene	ND	0.50	63	84	28.6				30 - 130	20	r
Acenaphthene	ND	0.50	68	75	9.8				30 - 130	20	
Acenaphthylene	ND	0.30	65	59	9.7				30 - 130	20	
Anthracene	ND	0.50	87	79	9.6				30 - 130	20	
Benz(a)anthracene	ND	0.05	91	82	10.4				30 - 130	20	
Benzo(a)pyrene	ND	0.20	98	58	51.3				30 - 130	20	r
Benzo(b)fluoranthene	ND	0.07	90	87	3.4				30 - 130	20	
Benzo(ghi)perylene	ND	0.48	90	68	27.8				30 - 130	20	r

QA/QC Data

SDG I.D.: GCN22959

Parameter	Blank	Blk RL	LCS %	LCSD %	LCS RPD	MS %	MSD %	MS RPD	% Rec Limits	% RPD Limits	
Benzo(k)fluoranthene	ND	0.30	87	75	14.8				30 - 130	20	
Chrysene	ND	0.50	93	86	7.8				30 - 130	20	
Dibenz(a,h)anthracene	ND	0.10	100	97	3.0				30 - 130	20	
Fluoranthene	ND	0.50	98	92	6.3				30 - 130	20	
Fluorene	ND	0.50	76	80	5.1				30 - 130	20	
Indeno(1,2,3-cd)pyrene	ND	0.10	106	85	22.0				30 - 130	20	r
Naphthalene	ND	0.50	51	77	40.6				30 - 130	20	r
Phenanthrene	ND	0.06	78	74	5.3				30 - 130	20	
Pyrene	ND	0.50	93	81	13.8				30 - 130	20	
% 2-Fluorobiphenyl	68	%	62	76	20.3				30 - 130	20	
% Nitrobenzene-d5	66	%	52	78	40.0				30 - 130	20	r
% Terphenyl-d14	95	%	93	88	5.5				30 - 130	20	

Comment:

Additional 8270 criteria:20% of compounds can be outside of acceptance criteria as long as recovery is at least 10%. (Acid surrogates acceptance range for aqueous samples: 15-110%, for soils 30-130%)

QA/QC Batch 660138 (ug/L), QC Sample No: CN23142 (CN22960 (5X) , CN22962 (5X))

Volatiles - Ground Water

Ethylbenzene	ND	1.0	104	105	1.0				70 - 130	30	
% 1,2-dichlorobenzene-d4	102	%	100	100	0.0				70 - 130	30	
% Bromofluorobenzene	93	%	100	101	1.0				70 - 130	30	
% Dibromofluoromethane	88	%	87	84	3.5				70 - 130	30	
% Toluene-d8	100	%	100	99	1.0				70 - 130	30	

Comment:

A LCS and LCS Duplicate were performed instead of a matrix spike and matrix spike duplicate.

Additional 8260 criteria: 10% of LCS/LCSD compounds can be outside of acceptance criteria as long as recovery is 40-160%, 25-160% for Chloroethane-HL and Trichlorofluoromethane-HL.

QA/QC Batch 660166 (ug/L), QC Sample No: CN23605 (CN22962 (10X))

Volatiles - Ground Water

Benzene	ND	0.70	98	96	2.1				70 - 130	30	
% 1,2-dichlorobenzene-d4	103	%	101	100	1.0				70 - 130	30	
% Bromofluorobenzene	93	%	99	101	2.0				70 - 130	30	
% Dibromofluoromethane	90	%	84	88	4.7				70 - 130	30	
% Toluene-d8	99	%	100	99	1.0				70 - 130	30	

Comment:

Additional 8260 criteria: 10% of LCS/LCSD compounds can be outside of acceptance criteria as long as recovery is 40-160%, 25-160% for Chloroethane-HL and Trichlorofluoromethane-HL.

QA/QC Batch 660692 (ug/L), QC Sample No: CN23733 (CN22961)

Volatiles - Ground Water

1,1,1,2-Tetrachloroethane	ND	1.0	112	110	1.8				70 - 130	30	
1,1,1-Trichloroethane	ND	1.0	90	86	4.5				70 - 130	30	
1,1,2,2-Tetrachloroethane	ND	0.50	114	114	0.0				70 - 130	30	
1,1,2-Trichloroethane	ND	1.0	114	111	2.7				70 - 130	30	
1,1-Dichloroethane	ND	1.0	91	90	1.1				70 - 130	30	
1,1-Dichloroethene	ND	1.0	91	89	2.2				70 - 130	30	
1,1-Dichloropropene	ND	1.0	95	92	3.2				70 - 130	30	
1,2,3-Trichlorobenzene	ND	1.0	118	117	0.9				70 - 130	30	
1,2,3-Trichloropropane	ND	1.0	111	110	0.9				70 - 130	30	
1,2,4-Trichlorobenzene	ND	1.0	118	116	1.7				70 - 130	30	
1,2,4-Trimethylbenzene	ND	1.0	116	113	2.6				70 - 130	30	
1,2-Dibromo-3-chloropropane	ND	1.0	114	111	2.7				70 - 130	30	
1,2-Dibromoethane	ND	1.0	118	117	0.9				70 - 130	30	

QA/QC Data

SDG I.D.: GCN22959

Parameter	Blank	Blk RL	LCS %	LCSD %	LCS RPD	MS %	MSD %	MS RPD	% Rec Limits	% RPD Limits
1,2-Dichlorobenzene	ND	1.0	110	108	1.8				70 - 130	30
1,2-Dichloroethane	ND	1.0	101	100	1.0				70 - 130	30
1,2-Dichloropropane	ND	1.0	108	107	0.9				70 - 130	30
1,3,5-Trimethylbenzene	ND	1.0	117	113	3.5				70 - 130	30
1,3-Dichlorobenzene	ND	1.0	113	110	2.7				70 - 130	30
1,3-Dichloropropane	ND	1.0	116	113	2.6				70 - 130	30
1,4-Dichlorobenzene	ND	1.0	110	107	2.8				70 - 130	30
2,2-Dichloropropane	ND	1.0	88	85	3.5				70 - 130	30
2-Chlorotoluene	ND	1.0	117	113	3.5				70 - 130	30
2-Hexanone	ND	5.0	108	109	0.9				70 - 130	30
2-Isopropyltoluene	ND	1.0	113	111	1.8				70 - 130	30
4-Chlorotoluene	ND	1.0	117	116	0.9				70 - 130	30
4-Methyl-2-pentanone	ND	5.0	105	104	1.0				70 - 130	30
Acetone	ND	5.0	90	89	1.1				70 - 130	30
Acrylonitrile	ND	5.0	96	94	2.1				70 - 130	30
Benzene	ND	0.70	96	92	4.3				70 - 130	30
Bromobenzene	ND	1.0	117	113	3.5				70 - 130	30
Bromochloromethane	ND	1.0	96	94	2.1				70 - 130	30
Bromodichloromethane	ND	0.50	104	102	1.9				70 - 130	30
Bromoform	ND	1.0	106	104	1.9				70 - 130	30
Bromomethane	ND	1.0	92	96	4.3				70 - 130	30
Carbon Disulfide	ND	1.0	86	82	4.8				70 - 130	30
Carbon tetrachloride	ND	1.0	89	87	2.3				70 - 130	30
Chlorobenzene	ND	1.0	110	106	3.7				70 - 130	30
Chloroethane	ND	1.0	94	92	2.2				70 - 130	30
Chloroform	ND	1.0	91	97	6.4				70 - 130	30
Chloromethane	ND	1.0	92	90	2.2				70 - 130	30
cis-1,2-Dichloroethene	ND	1.0	95	93	2.1				70 - 130	30
cis-1,3-Dichloropropene	ND	0.40	106	104	1.9				70 - 130	30
Dibromochloromethane	ND	0.50	113	110	2.7				70 - 130	30
Dibromomethane	ND	1.0	110	109	0.9				70 - 130	30
Dichlorodifluoromethane	ND	1.0	98	96	2.1				70 - 130	30
Ethylbenzene	ND	1.0	115	111	3.5				70 - 130	30
Hexachlorobutadiene	ND	0.40	109	105	3.7				70 - 130	30
Isopropylbenzene	ND	1.0	119	116	2.6				70 - 130	30
m&p-Xylene	ND	1.0	116	111	4.4				70 - 130	30
Methyl ethyl ketone	ND	5.0	86	87	1.2				70 - 130	30
Methyl t-butyl ether (MTBE)	ND	1.0	93	93	0.0				70 - 130	30
Methylene chloride	ND	1.0	89	88	1.1				70 - 130	30
Naphthalene	ND	1.0	123	123	0.0				70 - 130	30
n-Butylbenzene	ND	1.0	117	114	2.6				70 - 130	30
n-Propylbenzene	ND	1.0	116	112	3.5				70 - 130	30
o-Xylene	ND	1.0	120	115	4.3				70 - 130	30
p-Isopropyltoluene	ND	1.0	118	114	3.4				70 - 130	30
sec-Butylbenzene	ND	1.0	115	112	2.6				70 - 130	30
Styrene	ND	1.0	125	119	4.9				70 - 130	30
tert-Butylbenzene	ND	1.0	117	113	3.5				70 - 130	30
Tetrachloroethene	ND	1.0	106	101	4.8				70 - 130	30
Tetrahydrofuran (THF)	ND	2.5	85	87	2.3				70 - 130	30
Toluene	ND	1.0	110	107	2.8				70 - 130	30
trans-1,2-Dichloroethene	ND	1.0	92	89	3.3				70 - 130	30
trans-1,3-Dichloropropene	ND	0.40	105	103	1.9				70 - 130	30
trans-1,4-dichloro-2-butene	ND	5.0	84	84	0.0				70 - 130	30

QA/QC Data

SDG I.D.: GCN22959

Parameter	Blank	Blk RL	LCS %	LCSD %	LCS RPD	MS %	MSD %	MS RPD	% Rec Limits	% RPD Limits
Trichloroethene	ND	1.0	106	104	1.9				70 - 130	30
Trichlorofluoromethane	ND	1.0	91	89	2.2				70 - 130	30
Trichlorotrifluoroethane	ND	1.0	81	78	3.8				70 - 130	30
Vinyl chloride	ND	1.0	98	95	3.1				70 - 130	30
% 1,2-dichlorobenzene-d4	105	%	101	100	1.0				70 - 130	30
% Bromofluorobenzene	88	%	99	98	1.0				70 - 130	30
% Dibromofluoromethane	87	%	84	86	2.4				70 - 130	30
% Toluene-d8	98	%	98	98	0.0				70 - 130	30

Comment:

Additional 8260 criteria: 10% of LCS/LCSD compounds can be outside of acceptance criteria as long as recovery is 40-160%, 25-160% for Chloroethane-HL and Trichlorofluoromethane-HL.

QA/QC Batch 660084 (ug/L), QC Sample No: CN23824 (CN22959, CN22960, CN22962, CN22963, CN22964, CN22965)

Volatiles - Ground Water

1,1,1,2-Tetrachloroethane	ND	1.0	104	104	0.0				70 - 130	30
1,1,1-Trichloroethane	ND	1.0	85	85	0.0				70 - 130	30
1,1,2,2-Tetrachloroethane	ND	0.50	101	104	2.9				70 - 130	30
1,1,2-Trichloroethane	ND	1.0	106	111	4.6				70 - 130	30
1,1-Dichloroethane	ND	1.0	88	88	0.0				70 - 130	30
1,1-Dichloroethene	ND	1.0	86	86	0.0				70 - 130	30
1,1-Dichloropropene	ND	1.0	89	89	0.0				70 - 130	30
1,2,3-Trichlorobenzene	ND	1.0	107	109	1.9				70 - 130	30
1,2,3-Trichloropropane	ND	1.0	99	102	3.0				70 - 130	30
1,2,4-Trichlorobenzene	ND	1.0	106	108	1.9				70 - 130	30
1,2,4-Trimethylbenzene	ND	1.0	103	103	0.0				70 - 130	30
1,2-Dibromo-3-chloropropane	ND	1.0	99	99	0.0				70 - 130	30
1,2-Dibromoethane	ND	1.0	106	110	3.7				70 - 130	30
1,2-Dichlorobenzene	ND	1.0	99	98	1.0				70 - 130	30
1,2-Dichloroethane	ND	1.0	97	100	3.0				70 - 130	30
1,2-Dichloropropane	ND	1.0	102	104	1.9				70 - 130	30
1,3,5-Trimethylbenzene	ND	1.0	103	102	1.0				70 - 130	30
1,3-Dichlorobenzene	ND	1.0	100	100	0.0				70 - 130	30
1,3-Dichloropropane	ND	1.0	107	108	0.9				70 - 130	30
1,4-Dichlorobenzene	ND	1.0	99	98	1.0				70 - 130	30
2,2-Dichloropropane	ND	1.0	84	83	1.2				70 - 130	30
2-Chlorotoluene	ND	1.0	104	103	1.0				70 - 130	30
2-Hexanone	ND	5.0	99	102	3.0				70 - 130	30
2-Isopropyltoluene	ND	1.0	100	99	1.0				70 - 130	30
4-Chlorotoluene	ND	1.0	105	103	1.9				70 - 130	30
4-Methyl-2-pentanone	ND	5.0	101	107	5.8				70 - 130	30
Acetone	ND	5.0	83	93	11.4				70 - 130	30
Acrylonitrile	ND	5.0	91	94	3.2				70 - 130	30
Benzene	ND	0.70	101	96	5.1				70 - 130	30
Bromobenzene	ND	1.0	103	103	0.0				70 - 130	30
Bromochloromethane	ND	1.0	92	96	4.3				70 - 130	30
Bromodichloromethane	ND	0.50	98	99	1.0				70 - 130	30
Bromoform	ND	1.0	98	98	0.0				70 - 130	30
Bromomethane	ND	1.0	107	99	7.8				70 - 130	30
Carbon Disulfide	ND	1.0	80	79	1.3				70 - 130	30
Carbon tetrachloride	ND	1.0	86	86	0.0				70 - 130	30
Chlorobenzene	ND	1.0	101	100	1.0				70 - 130	30
Chloroethane	ND	1.0	89	87	2.3				70 - 130	30
Chloroform	ND	1.0	88	89	1.1				70 - 130	30

QA/QC Data

SDG I.D.: GCN22959

Parameter	Blank	Blk RL	LCS %	LCSD %	LCS RPD	MS %	MSD %	MS RPD	% Rec Limits	% RPD Limits
Chloromethane	ND	1.0	87	87	0.0				70 - 130	30
cis-1,2-Dichloroethene	ND	1.0	91	92	1.1				70 - 130	30
cis-1,3-Dichloropropene	ND	0.40	104	105	1.0				70 - 130	30
Dibromochloromethane	ND	0.50	103	104	1.0				70 - 130	30
Dibromomethane	ND	1.0	104	108	3.8				70 - 130	30
Dichlorodifluoromethane	ND	1.0	81	82	1.2				70 - 130	30
Ethylbenzene	ND	1.0	105	103	1.9				70 - 130	30
Hexachlorobutadiene	ND	0.40	91	92	1.1				70 - 130	30
Isopropylbenzene	ND	1.0	104	102	1.9				70 - 130	30
m&p-Xylene	ND	1.0	106	103	2.9				70 - 130	30
Methyl ethyl ketone	ND	5.0	91	88	3.4				70 - 130	30
Methyl t-butyl ether (MTBE)	ND	1.0	91	94	3.2				70 - 130	30
Methylene chloride	ND	1.0	87	88	1.1				70 - 130	30
Naphthalene	ND	1.0	110	116	5.3				70 - 130	30
n-Butylbenzene	ND	1.0	103	102	1.0				70 - 130	30
n-Propylbenzene	ND	1.0	102	99	3.0				70 - 130	30
o-Xylene	ND	1.0	108	107	0.9				70 - 130	30
p-Isopropyltoluene	ND	1.0	102	101	1.0				70 - 130	30
sec-Butylbenzene	ND	1.0	100	99	1.0				70 - 130	30
Styrene	ND	1.0	113	111	1.8				70 - 130	30
tert-Butylbenzene	ND	1.0	102	100	2.0				70 - 130	30
Tetrachloroethene	ND	1.0	98	97	1.0				70 - 130	30
Tetrahydrofuran (THF)	ND	2.5	86	93	7.8				70 - 130	30
Toluene	ND	1.0	102	103	1.0				70 - 130	30
trans-1,2-Dichloroethene	ND	1.0	87	86	1.2				70 - 130	30
trans-1,3-Dichloropropene	ND	0.40	101	106	4.8				70 - 130	30
trans-1,4-dichloro-2-butene	ND	5.0	85	90	5.7				70 - 130	30
Trichloroethene	ND	1.0	100	99	1.0				70 - 130	30
Trichlorofluoromethane	ND	1.0	83	84	1.2				70 - 130	30
Trichlorotrifluoroethane	ND	1.0	75	76	1.3				70 - 130	30
Vinyl chloride	ND	1.0	91	90	1.1				70 - 130	30
% 1,2-dichlorobenzene-d4	105	%	99	100	1.0				70 - 130	30
% Bromofluorobenzene	92	%	102	102	0.0				70 - 130	30
% Dibromofluoromethane	89	%	85	88	3.5				70 - 130	30
% Toluene-d8	100	%	98	99	1.0				70 - 130	30

Comment:

A LCS and LCS Duplicate were performed instead of a matrix spike and matrix spike duplicate.

Additional 8260 criteria: 10% of LCS/LCSD compounds can be outside of acceptance criteria as long as recovery is 40-160%, 25-160% for Chloroethane-HL and Trichlorofluoromethane-HL.

QA/QC Batch 660428 (ug/L), QC Sample No: CN24047 (CN22960 (20X))

Volatiles - Ground Water

Naphthalene	ND	1.0	104	103	1.0				70 - 130	30
% 1,2-dichlorobenzene-d4	100	%	100	100	0.0				70 - 130	30
% Bromofluorobenzene	101	%	100	100	0.0				70 - 130	30
% Dibromofluoromethane	98	%	100	99	1.0				70 - 130	30
% Toluene-d8	100	%	101	100	1.0				70 - 130	30

Comment:

A LCS and LCS Duplicate were performed instead of a matrix spike and matrix spike duplicate.

Additional 8260 criteria: 10% of LCS/LCSD compounds can be outside of acceptance criteria as long as recovery is 40-160%, 25-160% for Chloroethane-HL and Trichlorofluoromethane-HL.

QA/QC Data

SDG I.D.: GCN22959

Parameter	Blank	Blk RL	LCS %	LCSD %	LCS RPD	MS %	MSD %	MS RPD	% Rec Limits	% RPD Limits

l = This parameter is outside laboratory LCS/LCSD specified recovery limits.
r = This parameter is outside laboratory RPD specified recovery limits.

If there are any questions regarding this data, please call Phoenix Client Services at extension 200.

RPD - Relative Percent Difference
LCS - Laboratory Control Sample
LCSD - Laboratory Control Sample Duplicate
MS - Matrix Spike
MS Dup - Matrix Spike Duplicate
NC - No Criteria
Intf - Interference

Phyllis Shiller, Laboratory Director
January 23, 2023

Monday, January 23, 2023

Criteria: CT: GAM, GBM, GWP, RV, SWP

State: CT

Sample Criteria Exceedances Report

GCN22959 - GEI-EVER

SampNo	Acode	Phoenix Analyte	Criteria	Result	RL	Criteria	RL Criteria	Analysis Units
CN22959	$8260GWR	1,2-Dibromo-3-chloropropane	CT / RSR GWPC (ug/l) / APS Organics	ND	0.50	0.2	0.2	ug/L
CN22959	$8260GWR	1,2-Dibromoethane	CT / RSR GWPC (ug/l) / Volatiles	ND	0.25	0.05	0.05	ug/L
CN22960	$8100CTSIMR	Naphthalene	CT / RSR SWPC (ug/l) / APS Organics	230	1.0	210	210	ug/L
CN22960	$8100CTSIMR	Acenaphthylene	CT / RSR SWPC (ug/l) / Semivolatiles	1.1	0.31	0.3	0.3	ug/L
CN22960	$8260GWR	1,2-Dibromo-3-chloropropane	CT / RSR GWPC (ug/l) / APS Organics	ND	0.50	0.2	0.2	ug/L
CN22960	$8260GWR	1,2-Dibromoethane	CT / RSR GWPC (ug/l) / Volatiles	ND	0.25	0.05	0.05	ug/L
CN22960	$8260GWR	Benzene	CT / RSR GWPC (ug/l) / Volatiles	12	0.70	1	1	ug/L
CN22960	$8260GWR	Naphthalene	CT / RSR SWPC (ug/l) / APS Organics	260	20	210	210	ug/L
CN22960	$ETPH_WMR	Ext. Petroleum H.C. (C9-C36)	CT / RSR GWPC (ug/l) / Pest/PCB/TPH	0.54	0.066	0.25	0.25	mg/L
CN22960	$ETPH_WMR	Ext. Petroleum H.C. (C9-C36)	CT / RSR GWPC (ug/l) / Pest/PCB/TPH	0.54	0.066	0.5	0.5	mg/L
CN22960	$ETPH_WMR	Ext. Petroleum H.C. (C9-C36)	CT / RSR SWPC (ug/l) / APS Organics	0.54	0.066	0.25	0.25	mg/L
CN22961	$8100CTSIMR	Acenaphthylene	CT / RSR SWPC (ug/l) / Semivolatiles	0.38	0.29	0.3	0.3	ug/L
CN22961	$8260GWR	1,2-Dibromo-3-chloropropane	CT / RSR GWPC (ug/l) / APS Organics	ND	0.50	0.2	0.2	ug/L
CN22961	$8260GWR	Benzene	CT / RSR GWPC (ug/l) / Volatiles	5.2	0.70	1	1	ug/L
CN22961	$8260GWR	1,2-Dibromoethane	CT / RSR GWPC (ug/l) / Volatiles	ND	0.25	0.05	0.05	ug/L
CN22962	$8100CTSIMR	Benz(a)anthracene	CT / RSR GWPC (ug/l) / Semivolatiles	0.11	0.05	0.06	0.06	ug/L
CN22962	$8100CTSIMR	Acenaphthylene	CT / RSR SWPC (ug/l) / Semivolatiles	1.5	0.29	0.3	0.3	ug/L
CN22962	$8260GWR	1,2-Dibromo-3-chloropropane	CT / RSR GWPC (ug/l) / APS Organics	ND	0.50	0.2	0.2	ug/L
CN22962	$8260GWR	1,2-Dibromoethane	CT / RSR GWPC (ug/l) / Volatiles	ND	0.25	0.05	0.05	ug/L
CN22962	$8260GWR	Benzene	CT / RSR GWPC (ug/l) / Volatiles	170	7.0	1	1	ug/L
CN22962	$ETPH_WMR	Ext. Petroleum H.C. (C9-C36)	CT / RSR GWPC (ug/l) / Pest/PCB/TPH	0.35	0.068	0.25	0.25	mg/L
CN22962	$ETPH_WMR	Ext. Petroleum H.C. (C9-C36)	CT / RSR SWPC (ug/l) / APS Organics	0.35	0.068	0.25	0.25	mg/L
CN22963	$8260GWR	1,2-Dibromo-3-chloropropane	CT / RSR GWPC (ug/l) / APS Organics	ND	0.50	0.2	0.2	ug/L
CN22963	$8260GWR	1,2-Dibromoethane	CT / RSR GWPC (ug/l) / Volatiles	ND	0.25	0.05	0.05	ug/L
CN22964	$8260GWR	1,2-Dibromo-3-chloropropane	CT / RSR GWPC (ug/l) / APS Organics	ND	0.50	0.2	0.2	ug/L
CN22964	$8260GWR	1,2-Dibromoethane	CT / RSR GWPC (ug/l) / Volatiles	ND	0.25	0.05	0.05	ug/L
CN22965	$8260GWR	1,2-Dibromo-3-chloropropane	CT / RSR GWPC (ug/l) / APS Organics	ND	0.50	0.2	0.2	ug/L
CN22965	$8260GWR	1,2-Dibromoethane	CT / RSR GWPC (ug/l) / Volatiles	ND	0.25	0.05	0.05	ug/L

Phoenix Laboratories does not assume responsibility for the data contained in this exceedance report. It is provided as an additional tool to identify requested criteria exceedences. All efforts are made to ensure the accuracy of the data (obtained from appropriate agencies). A lack of exceedence information does not necessarily suggest conformance to the criteria. It is ultimately the site professional's responsibility to determine appropriate compliance.

REASONABLE CONFIDENCE PROTOCOL
LABORATORY ANALYSIS QA/QC CERTIFICATION FORM

Laboratory Name: Phoenix Environmental Labs, Inc. ***Client:*** GEI Consultants

Project Location: ROCKVILLE FMR MGP ***Project Number:***

Laboratory Sample ID(s): CN22959-CN22965 ***Sampling Date(s):*** 1/12/2023

List RCP Methods Used (e.g., 8260, 8270, et cetera) 6010, 7470/7471, 8260, 8270, ETPH

1	**For each analytical method referenced in this laboratory report package, were all specified QA/QC performance criteria followed, including the requirement to explain any criteria falling outside of acceptable guidelines, as specified in the CT DEP method-specific Reasonable Confidence Protocol documents?**	☑ Yes ☐ No
1A	**Were the method specified preservation and holding time requirements met?**	☑ Yes ☐ No
1B	***VPH and EPH methods only:*** **Was the VPH or EPH method conducted without significant modifications (see section 11.3 of respective RCP methods)**	☐ Yes ☐ No ☑ NA
2	**Were all samples received by the laboratory in a condition consistent with that described on the associated Chain-of-Custody document(s)?**	☑ Yes ☐ No
3	**Were samples received at an appropriate temperature (< 6 Degrees C)?**	☑ Yes ☐ No ☐ NA
4	**Were all QA/QC performance criteria specified in the Reasonable Confidence Protocol documents acheived? See Sections: ETPH Narration, SVOASIM Narration.**	☐ Yes ☑ No
5	**a) Were reporting limits specified or referenced on the chain-of-custody?** **b) Were these reporting limits met?**	☑ Yes ☐ No ☐ Yes ☑ No
6	**For each analytical method referenced in this laboratory report package, were results reported for all constituents identified in the method-specific analyte lists presented in the Reasonable Confidence Protocol documents?**	☐ Yes ☑ No
7	**Are project-specific matrix spikes and laboratory duplicates included in the data set?**	☑ Yes ☐ No

Notes: For all questions to which the response was "No" (with the exception of question #7), additional information must be provided in an attached narrative. If the answer to question #1, #1A or 1B is "No", the data package does not meet the requirements for "Reasonable Confidence". This form may not be altered and all questions must be answered.

I, the undersigned, attest under the pains and penalties of perjury that, to the best of my knowledge and belief and based upon my personal inquiry of those responsible for providing the information contained in this analytical report, such information is accurate and complete.

Authorized Signature: Ethan Lee **Position:** Project Manager

Printed Name: Ethan Lee **Date:** Monday, January 23, 2023

Name of Laboratory Phoenix Environmental Labs, Inc.

This certification form is to be used for RCP methods only.

CTDEP RCP Laboratory Analysis QA/QC Certification Form - November 2007
Laboratory Quality Assurance and Quality Control Guidance Reasonable Confidence Protocols

Environmental Laboratories, Inc.
587 East Middle Turnpike, P.O.Box 370, Manchester, CT 06045
Tel. (860) 645-1102 Fax (860) 645-0823

NY # 11301

RCP Certification Report

January 23, 2023

SDG I.D.: GCN22959

SDG Comments

8270 Semi-volatile Organics:
The client requested a short list for 8270 RCP Semivolatile. Only the PAH constituents are reported as requested on the chain-of-custody.

Volatile 8260 analysis:
1,2-Dibromoethane and 1,2-Dibromo-3-chloropropane do not meet GWP criteria, these compounds are analyzed by GC/ECD to achieve this criteria.

Cyanide Narration

Were all QA/QC performance criteria specified in the Reasonable Confidence Protocol documents achieved? Yes.

Instrument:

LACHAT 01/18/23-1 Catherine Lundigan, Greg Danielewski, Chemist 01/18/23

CN22959 , CN22960 , CN22961 , CN22962 , CN22963 , CN22964

The samples were distilled in accordance with the method.
The initial calibration met criteria.

The calibration check standards (ICV,CCV) were within 15% of true value and were analyzed at a frequencey of one per ten samples.
The continuing calibration blanks (ICB,CCB) had concentrations less than the reporting level.

The method blank, laboratory control sample (LCS), and matrix spike were distilled with the samples.

QC (Site Specific):

Batch 660240 (CN22959)

CN22959, CN22960, CN22961, CN22962, CN22963, CN22964

All LCS recoveries were within 90 - 110 with the following exceptions: None.
All MS recoveries were within 90 - 110 with the following exceptions: None.
Additional: LCS acceptance range is 80-120% for soils MS acceptance range 75-125% for soils

ETPH Narration

Environmental Laboratories, Inc.
587 East Middle Turnpike, P.O.Box 370, Manchester, CT 06045
Tel. (860) 645-1102 Fax (860) 645-0823

RCP Certification Report

January 23, 2023

SDG I.D.: GCN22959

ETPH Narration

Were all QA/QC performance criteria specified in the Reasonable Confidence Protocol documents achieved? No.

QC Batch 659920 (Samples: CN22959, CN22960, CN22961, CN22962, CN22963, CN22964): -----

One or more surrogates is outside of criteria. (% Terphenyl (surr))

The LCS and/or the LCSD recovery is below the method criteria. All of the other QC is acceptable, therefore no significant bias is suspected. (Ext. Petroleum H.C. (C9-C36))

The LCS/LCSD RPD exceeds the method criteria for one or more analytes, therefore there may be variability in the reported result. (Ext. Petroleum H.C. (C9-C36))

The LCS/LCSD RPD exceeds the method criteria for one or more surrogates, therefore there may be variability in the reported result. (% Terphenyl (surr))

Instrument:

AU-FID21 01/16/23-1 Jeff Bucko, Chemist 01/16/23

CN22959 (1X), CN22960 (1X), CN22961 (1X), CN22962 (1X), CN22963 (1X), CN22964 (1X)

The initial calibration (ET_D15AI) RSD for the compound list was less than 30% except for the following compounds: None.
As per section 7.2.3, a discrimination check standard was run (116A003) and contained the following outliers: None.
The continuing calibration %D for the compound list was less than 30% except for the following compounds:
Samples: CN22959, CN22960, CN22961, CN22962
Preceding CC 116A016 - None.
Succeeding CC 116A028 - % Terphenyl (surr) -32%L (30%)
Samples: CN22963, CN22964
Preceding CC 116A028 - % Terphenyl (surr) -32%L (30%)
Succeeding CC 116A032 - None.

QC (Batch Specific):

Batch 659920 (CN22102)

CN22959, CN22960, CN22961, CN22962, CN22963, CN22964

All LCS recoveries were within 60 - 120 with the following exceptions: None.
All LCSD recoveries were within 60 - 120 with the following exceptions: % Terphenyl (surr)(36%), Ext. Petroleum H.C. (C9-C36)(38%)
All LCS/LCSD RPDs were less than 30% with the following exceptions: % Terphenyl (surr)(53.1%), Ext. Petroleum H.C. (C9-C36)(51.0%)
Additional surrogate criteria: LCS acceptance range is 60-120% MS acceptance range 50-150%. The ETPH/DRO LCS has been normalized based on the alkane calibration.

Mercury Narration

Were all QA/QC performance criteria specified in the analytical method achieved? Yes.

Instrument:

MERLIN 01/13/23 13:09 Alexander Latka, Paul Marshall, Chemist 01/13/23

CN22959, CN22960, CN22961, CN22962, CN22963, CN22964

Environmental Laboratories, Inc.
587 East Middle Turnpike, P.O.Box 370, Manchester, CT 06045
Tel. (860) 645-1102 Fax (860) 645-0823

ACCREDITED IN ACCORDANCE WITH nelac NY # 11301

Certification Report

January 23, 2023

SDG I.D.: GCN22959

Mercury Narration

The method preparation blank, ICB, and CCBs contain all of the acids and reagents as the samples.
The initial calibration met all criteria including a standard run at or below the reporting level.
All calibration verification standards (ICV, CCV) met criteria.
All calibration blank verification standards (ICB, CCB) met criteria.
The matrix spike sample is used to identify spectral interference for each batch of samples, if within 85-115%, no interference is observed and no further action is taken.
The following Initial Calibration Verification (ICV) compounds did not meet criteria: None.
The following Continuing Calibration Verification (CCV) compounds did not meet criteria: None.

QC (Batch Specific):

Batch 659806 (CN22103)

CN22959, CN22960, CN22961

All LCS recoveries were within 80 - 120 with the following exceptions: None.
Additional Mercury criteria: LCS acceptance range for waters is 80-120% and for soils is 70-130%. MS acceptance range is 75-125%.

QC (Site Specific):

Batch 659808 (CN22962)

CN22962, CN22963, CN22964

All LCS recoveries were within 80 - 120 with the following exceptions: None.
All MS recoveries were within 75 - 125 with the following exceptions: None.
Additional Mercury criteria: LCS acceptance range for waters is 80-120% and for soils is 70-130%. MS acceptance range is 75-125%.

ICP Metals Narration

Were all QA/QC performance criteria specified in the analytical method achieved? Yes.

Instrument:

ARCOS 01/17/23 08:29 Tina Hall, Chemist 01/17/23

CN22959, CN22960, CN22961, CN22962, CN22963

Additional criteria for CCV and ICSAB:
Sodium and Potassium are poor performing elements, the laboratory's in-house limits are 85-115% (CCV) and 70-130% (ICSAB).The linear range is defined daily by the calibration range.
The following Initial Calibration Verification (ICV) compounds did not meet criteria: None.
The following Continuing Calibration Verification (CCV) compounds did not meet criteria: None.
The following ICP Interference Check (ICSAB) compounds did not meet criteria: None.

ARCOS 01/18/23 10:26 Tina Hall, Chemist 01/18/23

CN22964

Additional criteria for CCV and ICSAB:
Sodium and Potassium are poor performing elements, the laboratory's in-house limits are 85-115% (CCV) and 70-130% (ICSAB).The linear range is defined daily by the calibration range.
The following Initial Calibration Verification (ICV) compounds did not meet criteria: None.
The following Continuing Calibration Verification (CCV) compounds did not meet criteria: None.
The following ICP Interference Check (ICSAB) compounds did not meet criteria: None.

Environmental Laboratories, Inc.
587 East Middle Turnpike, P.O.Box 370, Manchester, CT 06045
Tel. (860) 645-1102 Fax (860) 645-0823

ACCREDITED IN ACCORDANCE WITH nelac NY # 11301

Certification Report

January 23, 2023

SDG I.D.: GCN22959

ICP Metals Narration

QC (Batch Specific):

Batch 660143 (CN22400)

CN22959, CN22960, CN22961, CN22962, CN22963

All LCS recoveries were within 80 - 120 with the following exceptions: None.
All LCSD recoveries were within 80 - 120 with the following exceptions: None.
All LCS/LCSD RPDs were less than 20% with the following exceptions: None.
Additional Criteria: LCS acceptance range is 80-120% MS acceptance range 75-125%.

Batch 660144 (CN23426)

CN22964

All LCS recoveries were within 80 - 120 with the following exceptions: None.
All LCSD recoveries were within 80 - 120 with the following exceptions: None.
All LCS/LCSD RPDs were less than 20% with the following exceptions: None.
Additional Criteria: LCS acceptance range is 80-120% MS acceptance range 75-125%.

ICPMS Metals Narration

Were all QA/QC performance criteria specified in the analytical method achieved? Yes.

Instrument:

ICPMS 01/18/23 22:32 Mike Hornak, Chemist 01/18/23

CN22959, CN22960, CN22961, CN22962, CN22963, CN22964

The linear range is defined daily by the calibration range.
The following Initial Calibration Verification (ICV) compounds did not meet criteria: None.
The following Continuing Calibration Verification (CCV) compounds did not meet criteria: None.
The following samples did not meet internal standard criteria: None.

QC (Batch Specific):

Batch 659915 (CN22722)

CN22959, CN22960, CN22961, CN22962, CN22963, CN22964

All LCS recoveries were within 80 - 120 with the following exceptions: None.
All LCSD recoveries were within 80 - 120 with the following exceptions: None.
All LCS/LCSD RPDs were less than 20% with the following exceptions: None.
Additional Criteria: LCS acceptance range is 80-120% MS acceptance range 75-125%.

SVOA Narration

Were all QA/QC performance criteria specified in the Reasonable Confidence Protocol documents achieved? Yes.

Instrument:

CHEM29 01/19/23-1 Wes Bryon, Chemist 01/19/23

CN22960 (1X), CN22961 (1X), CN22962 (1X)

For 8270 full list, the DDT breakdown and pentachlorophenol & benzidine peak tailing were evaluated in the DFTPP tune and were found to be in control.
For 8270 BN list, benzidine peak tailing was evaluated in the DFTPP tune and was found to be in control.

Environmental Laboratories, Inc.
587 East Middle Turnpike, P.O.Box 370, Manchester, CT 06045
Tel. (860) 645-1102 Fax (860) 645-0823

RCP Certification Report

January 23, 2023

SDG I.D.: GCN22959

SVOA Narration

Initial Calibration Evaluation (CHEM29/29_bn_1201):
100% of target compounds met criteria.
The following compounds had %RSDs >20%: None.
The following compounds did not meet recommended response factors: None.
The following compounds did not meet a minimum response factors: None.

Continuing Calibration Verification (CHEM29/0119_06-29_bn_1201):
Internal standard areas were within 50 to 200% of the initial calibration with the following exceptions: None.
100% of target compounds met criteria.
The following compounds did not meet % deviation criteria: None.
The following compounds did not meet maximum % deviations: None.
The following compounds did not meet recommended response factors: None.
The following compounds did not meet minimum response factors: None.

CHEM29 01/20/23-1 Matt Richard, Chemist 01/20/23

CN22960 (10X)

For 8270 full list, the DDT breakdown and pentachlorophenol & benzidine peak tailing were evaluated in the DFTPP tune and were found to be in control.
For 8270 BN list, benzidine peak tailing was evaluated in the DFTPP tune and was found to be in control.

Initial Calibration Evaluation (CHEM29/29_bn_1201):
100% of target compounds met criteria.
The following compounds had %RSDs >20%: None.
The following compounds did not meet recommended response factors: None.
The following compounds did not meet a minimum response factors: None.

Continuing Calibration Verification (CHEM29/0120_06-29_bn_1201):
Internal standard areas were within 50 to 200% of the initial calibration with the following exceptions: None.
100% of target compounds met criteria.
The following compounds did not meet % deviation criteria: None.
The following compounds did not meet maximum % deviations: None.
The following compounds did not meet recommended response factors: None.
The following compounds did not meet minimum response factors: None.

QC (Batch Specific):

Batch 660303 (CN22104)

CN22959, CN22960

All LCS recoveries were within 30 - 130 with the following exceptions: None.
All LCSD recoveries were within 30 - 130 with the following exceptions: 2-Methylnaphthalene(131%)
All LCS/LCSD RPDs were less than 20% with the following exceptions: 2-Methylnaphthalene(31.9%), Benzo(b)fluoranthene(25.9%), Chrysene(37.6%)
Additional 8270 criteria:20% of compounds can be outside of acceptance criteria as long as recovery is at least 10%. (Acid surrogates acceptance range for aqueous samples: 15-110%, for soils 30-130%)
Additional 8270 criteria: 20% of compounds can be outside of acceptance criteria as long as recovery is at least 10%. (Acid surrogates acceptance range for aqueous samples: 15-110%, for soils 30-130%)

Batch 660338 (CN22963)

CN22961, CN22962, CN22963, CN22964

Environmental Laboratories, Inc.
587 East Middle Turnpike, P.O.Box 370, Manchester, CT 06045
Tel. (860) 645-1102 Fax (860) 645-0823

RCP Certification Report

January 23, 2023

SDG I.D.: GCN22959

SVOA Narration

All LCS recoveries were within 30 - 130 with the following exceptions: None.
All LCSD recoveries were within 30 - 130 with the following exceptions: None.
All LCS/LCSD RPDs were less than 20% with the following exceptions: % Nitrobenzene-d5(40.0%), 2-Methylnaphthalene(28.6%), Benzo(a)pyrene(51.3%), Benzo(ghi)perylene(27.8%), Indeno(1,2,3-cd)pyrene(22.0%), Naphthalene(40.6%)
Additional 8270 criteria:20% of compounds can be outside of acceptance criteria as long as recovery is at least 10%. (Acid surrogates acceptance range for aqueous samples: 15-110%, for soils 30-130%)
Additional 8270 criteria: 20% of compounds can be outside of acceptance criteria as long as recovery is at least 10%. (Acid surrogates acceptance range for aqueous samples: 15-110%, for soils 30-130%)

SVOASIM Narration

Were all QA/QC performance criteria specified in the Reasonable Confidence Protocol documents achieved? No.

QC Batch 660303 (Samples: CN22959, CN22960): -----

The LCS and/or the LCSD recovery is above the upper range, therefore a slight high bias is possible. (2-Methylnaphthalene)

The LCS/LCSD RPD exceeds the method criteria for one or more analytes, but these analytes were not reported in the sample(s) so no variability is suspected. (Benzo(b)fluoranthene, Chrysene)

The LCS/LCSD RPD exceeds the method criteria for one or more analytes, therefore there may be variability in the reported result. (2-Methylnaphthalene)

QC Batch 660338 (Samples: CN22961, CN22962, CN22963, CN22964): -----

The LCS/LCSD RPD exceeds the method criteria for one or more analytes, but these analytes were not reported in the sample(s) so no variability is suspected. (2-Methylnaphthalene, Benzo(a)pyrene, Benzo(ghi)perylene, Indeno(1,2,3-cd)pyrene)

The LCS/LCSD RPD exceeds the method criteria for one or more analytes, therefore there may be variability in the reported result. (Naphthalene)

The LCS/LCSD RPD exceeds the method criteria for one or more surrogates, therefore there may be variability in the reported result. (% Nitrobenzene-d5)

Instrument:

CHEM25 01/18/23-2 Matt Richard, Chemist 01/18/23

CN22961 (1X), CN22962 (1X), CN22963 (1X, 1000X), CN22964 (1X)

For 8270 BN list, benzidine peak tailing was evaluated in the DFTPP tune and was found to be in control.

Initial Calibration Evaluation (CHEM25/25_BNSIM18_1110):
100% of target compounds met criteria.
The following compounds had %RSDs >20%: None.
The following compounds did not meet recommended response factors: None.
The following compounds did not meet a minimum response factors: None.

Continuing Calibration Verification (CHEM25/0118_34-25_BNSIM18_1110):

Environmental Laboratories, Inc.
587 East Middle Turnpike, P.O.Box 370, Manchester, CT 06045
Tel. (860) 645-1102 Fax (860) 645-0823

NY # 11301

RCP Certification Report

January 23, 2023

SDG I.D.: GCN22959

SVOASIM Narration

Internal standard areas were within 50 to 200% of the initial calibration with the following exceptions: None.
100% of target compounds met criteria.
The following compounds did not meet % deviation criteria: None.
The following compounds did not meet maximum % deviations: None.
The following compounds did not meet recommended response factors: None.
The following compounds did not meet minimum response factors: None.

CHEM27 01/18/23-1 Wes Bryon, Chemist 01/18/23

CN22959 (1X), CN22960 (1X)

For 8270 BN list, benzidine peak tailing was evaluated in the DFTPP tune and was found to be in control.

Initial Calibration Evaluation (CHEM27/27_BNSIM18_0109):
100% of target compounds met criteria.
The following compounds had %RSDs >20%: None.
The following compounds did not meet recommended response factors: None.
The following compounds did not meet a minimum response factors: None.

Continuing Calibration Verification (CHEM27/0118_06-27_BNSIM18_0109):
Internal standard areas were within 50 to 200% of the initial calibration with the following exceptions: None.
100% of target compounds met criteria.
The following compounds did not meet % deviation criteria: None.
The following compounds did not meet maximum % deviations: None.
The following compounds did not meet recommended response factors: None.
The following compounds did not meet minimum response factors: None.

QC (Batch Specific):

Batch 660303 (CN22104)

CN22959, CN22960

All LCS recoveries were within 30 - 130 with the following exceptions: None.
All LCSD recoveries were within 30 - 130 with the following exceptions: 2-Methylnaphthalene(131%)
All LCS/LCSD RPDs were less than 20% with the following exceptions: 2-Methylnaphthalene(31.9%), Benzo(b)fluoranthene(25.9%), Chrysene(37.6%)
Additional 8270 criteria:20% of compounds can be outside of acceptance criteria as long as recovery is at least 10%. (Acid surrogates acceptance range for aqueous samples: 15-110%, for soils 30-130%)

Batch 660338 (CN22963)

CN22961, CN22962, CN22963, CN22964

All LCS recoveries were within 30 - 130 with the following exceptions: None.
All LCSD recoveries were within 30 - 130 with the following exceptions: None.
All LCS/LCSD RPDs were less than 20% with the following exceptions: % Nitrobenzene-d5(40.0%), 2-Methylnaphthalene(28.6%), Benzo(a)pyrene(51.3%), Benzo(ghi)perylene(27.8%), Indeno(1,2,3-cd)pyrene(22.0%), Naphthalene(40.6%)
Additional 8270 criteria:20% of compounds can be outside of acceptance criteria as long as recovery is at least 10%. (Acid surrogates acceptance range for aqueous samples: 15-110%, for soils 30-130%)

VOA Narration

Were all QA/QC performance criteria specified in the Reasonable Confidence Protocol documents achieved? Yes.

Instrument:

Environmental Laboratories, Inc.
587 East Middle Turnpike, P.O.Box 370, Manchester, CT 06045
Tel. (860) 645-1102 Fax (860) 645-0823

NY # 11301

RCP Certification Report

January 23, 2023

SDG I.D.: GCN22959

VOA Narration

CHEM02 01/17/23-1 Michael Hahn, Chemist 01/17/23

CN22960 (20X)

Chem02 is a 25ml purge instrument. The laboratory minimum response factor is set at 0.01 instead of 0.05 for the 25ml purge instruments.
EPA method 8260D Table 4 supports this approach.

Initial Calibration Evaluation (CHEM02/VT-P011623):
100% of target compounds met criteria.
The following compounds had %RSDs >20%: None.
The following compounds did not meet Table 4 recommended minimum response factors: None.
The following compounds did not meet the minimum response factor of 0.05: None.

Continuing Calibration Verification (CHEM02/0117_02-VT-P011623):
Internal standard areas were within 50 to 200% of the initial calibration with the following exceptions: None.
99% of target compounds met criteria.
The following compounds did not meet % deviation criteria: None.
The following compounds did not meet maximum % deviations: None.
The following compounds did not meet Table 4 recommended minimum response factors: None.

CHEM17 01/13/23-2 Michael Hahn, Chemist 01/13/23

CN22959 (1X), CN22960 (1X), CN22962 (1X), CN22963 (1X), CN22964 (1X), CN22965 (1X)

Chem 17 is a 25ml purge instrument. The laboratory minimum response factor is set at 0.01 instead of 0.05 for the 25ml purge instruments.
EPA method 8260D Table 4 supports this approach.

Initial Calibration Evaluation (CHEM17/VT-010323):
94% of target compounds met criteria.
The following compounds had %RSDs >20%: 1,2-Dibromo-3-chloropropane 21% (20%), 2-Hexanone 21% (20%), Naphthalene 31% (20%), Styrene 21% (20%), trans-1,4-dichloro-2-butene 24% (20%)
The following compounds did not meet Table 4 recommended minimum response factors: 1,2-Dibromo-3-chloropropane 0.028 (0.05), 2-Hexanone 0.034 (0.1), 4-Methyl-2-pentanone 0.050 (0.1), Acetone 0.025 (0.1), Acrylonitrile 0.032 (0.05), Bromoform 0.078 (0.1), Methyl ethyl ketone 0.038 (0.1), Tetrahydrofuran (THF) 0.024 (0.05)
The following compounds did not meet the minimum response factor of 0.05: 1,2-Dibromo-3-chloropropane 0.028 (0.05), 2-Hexanone 0.034 (0.05), Acetone 0.025 (0.05), Acrylonitrile 0.032 (0.05), Methyl ethyl ketone 0.038 (0.05), Tetrahydrofuran (THF) 0.024 (0.05)

Continuing Calibration Verification (CHEM17/0113_29-VT-010323):
Internal standard areas were within 50 to 200% of the initial calibration with the following exceptions: None.
100% of target compounds met criteria.
The following compounds did not meet % deviation criteria: None.
The following compounds did not meet maximum % deviations: None.
The following compounds did not meet Table 4 recommended minimum response factors: 1,2-Dibromo-3-chloropropane 0.032 (0.05), 2-Hexanone 0.039 (0.05), Acetone 0.028 (0.05), Acrylonitrile 0.035 (0.05), Methyl ethyl ketone 0.041 (0.05), Tetrahydrofuran (THF) 0.024 (0.05)

CHEM17 01/14/23-1 Michael Hahn, Chemist 01/14/23

CN22960 (5X), CN22962 (5X)

Chem 17 is a 25ml purge instrument. The laboratory minimum response factor is set at 0.01 instead of 0.05 for the 25ml purge instruments.

Environmental Laboratories, Inc.
587 East Middle Turnpike, P.O.Box 370, Manchester, CT 06045
Tel. (860) 645-1102 Fax (860) 645-0823

NY # 11301

RCP Certification Report

January 23, 2023

SDG I.D.: GCN22959

VOA Narration

EPA method 8260D Table 4 supports this approach.

Initial Calibration Evaluation (CHEM17/VT-010323):
94% of target compounds met criteria.
The following compounds had %RSDs >20%: None.
The following compounds did not meet Table 4 recommended minimum response factors: None.
The following compounds did not meet the minimum response factor of 0.05: None.

Continuing Calibration Verification (CHEM17/0114_02-VT-010323):
Internal standard areas were within 50 to 200% of the initial calibration with the following exceptions: None.
100% of target compounds met criteria.
The following compounds did not meet % deviation criteria: None.
The following compounds did not meet maximum % deviations: None.
The following compounds did not meet Table 4 recommended minimum response factors: None.

CHEM17 01/15/23-1 Michael Hahn, Chemist 01/15/23

CN22962 (10X)

Chem 17 is a 25ml purge instrument. The laboratory minimum response factor is set at 0.01 instead of 0.05 for the 25ml purge instruments.
EPA method 8260D Table 4 supports this approach.

Initial Calibration Evaluation (CHEM17/VT-010323):
94% of target compounds met criteria.
The following compounds had %RSDs >20%: None.
The following compounds did not meet Table 4 recommended minimum response factors: None.
The following compounds did not meet the minimum response factor of 0.05: None.

Continuing Calibration Verification (CHEM17/0115_02-VT-010323):
Internal standard areas were within 50 to 200% of the initial calibration with the following exceptions: None.
100% of target compounds met criteria.
The following compounds did not meet % deviation criteria: None.
The following compounds did not meet maximum % deviations: None.
The following compounds did not meet Table 4 recommended minimum response factors: None.

CHEM17 01/17/23-2 Michael Hahn, Chemist 01/17/23

CN22961 (1X)

Chem 17 is a 25ml purge instrument. The laboratory minimum response factor is set at 0.01 instead of 0.05 for the 25ml purge instruments.
EPA method 8260D Table 4 supports this approach.

Initial Calibration Evaluation (CHEM17/VT-010323):
94% of target compounds met criteria.
The following compounds had %RSDs >20%: 1,2-Dibromo-3-chloropropane 21% (20%), 2-Hexanone 21% (20%), Naphthalene 31% (20%), Styrene 21% (20%), trans-1,4-dichloro-2-butene 24% (20%)
The following compounds did not meet Table 4 recommended minimum response factors: 1,2-Dibromo-3-chloropropane 0.028 (0.05), 2-Hexanone 0.034 (0.1), 4-Methyl-2-pentanone 0.050 (0.1), Acetone 0.025 (0.1), Acrylonitrile 0.032 (0.05), Bromoform 0.078 (0.1), Methyl ethyl ketone 0.038 (0.1), Tetrahydrofuran (THF) 0.024 (0.05)
The following compounds did not meet the minimum response factor of 0.05: 1,2-Dibromo-3-chloropropane 0.028 (0.05), 2-Hexanone 0.034 (0.05), Acetone 0.025 (0.05), Acrylonitrile 0.032 (0.05), Methyl ethyl ketone 0.038 (0.05), Tetrahydrofuran (THF) 0.024 (0.05)

Environmental Laboratories, Inc.
587 East Middle Turnpike, P.O.Box 370, Manchester, CT 06045
Tel. (860) 645-1102 Fax (860) 645-0823

NY # 11301

RCP Certification Report

January 23, 2023

SDG I.D.: GCN22959

VOA Narration

Continuing Calibration Verification (CHEM17/0117_34-VT-010323):
Internal standard areas were within 50 to 200% of the initial calibration with the following exceptions: None.
100% of target compounds met criteria.
The following compounds did not meet % deviation criteria: None.
The following compounds did not meet maximum % deviations: None.
The following compounds did not meet Table 4 recommended minimum response factors: 1,2-Dibromo-3-chloropropane 0.030 (0.05), 2-Hexanone 0.031 (0.05), 4-Methyl-2-pentanone 0.045 (0.05), Acetone 0.019 (0.05), Acrylonitrile 0.028 (0.05), Methyl ethyl ketone 0.034 (0.05), Tetrahydrofuran (THF) 0.018 (0.05), trans-1,4-dichloro-2-butene 0.047 (0.05)

QC (Batch Specific):

Batch 660084 (CN23824) CHEM17 1/13/2023-2

CN22959(1X), CN22960(1X), CN22962(1X), CN22963(1X), CN22964(1X), CN22965(1X)

All LCS recoveries were within 70 - 130 with the following exceptions: None.
All LCSD recoveries were within 70 - 130 with the following exceptions: None.
All LCS/LCSD RPDs were less than 30% with the following exceptions: None.
A LCS and LCS Duplicate were performed instead of a matrix spike and matrix spike duplicate.
Additional 8260 criteria: 10% of LCS/LCSD compounds can be outside of acceptance criteria as long as recovery is 40-160%, 25-160% for Chloroethane-HL and Trichlorofluoromethane-HL.

Batch 660138 (CN23142) CHEM17 1/14/2023-1

CN22960(5X), CN22962(5X)

All LCS recoveries were within 70 - 130 with the following exceptions: None.
All LCSD recoveries were within 70 - 130 with the following exceptions: None.
All LCS/LCSD RPDs were less than 30% with the following exceptions: None.
A LCS and LCS Duplicate were performed instead of a matrix spike and matrix spike duplicate.
Additional 8260 criteria: 10% of LCS/LCSD compounds can be outside of acceptance criteria as long as recovery is 40-160%, 25-160% for Chloroethane-HL and Trichlorofluoromethane-HL.

Batch 660166 (CN23605) CHEM17 1/15/2023-1

CN22962(10X)

All LCS recoveries were within 70 - 130 with the following exceptions: None.
All LCSD recoveries were within 70 - 130 with the following exceptions: None.
All LCS/LCSD RPDs were less than 30% with the following exceptions: None.
Additional 8260 criteria: 10% of LCS/LCSD compounds can be outside of acceptance criteria as long as recovery is 40-160%, 25-160% for Chloroethane-HL and Trichlorofluoromethane-HL.

Batch 660428 (CN24047) CHEM02 1/17/2023-1

CN22960(20X)

All LCS recoveries were within 70 - 130 with the following exceptions: None.
All LCSD recoveries were within 70 - 130 with the following exceptions: None.
All LCS/LCSD RPDs were less than 30% with the following exceptions: None.
A LCS and LCS Duplicate were performed instead of a matrix spike and matrix spike duplicate.
Additional 8260 criteria: 10% of LCS/LCSD compounds can be outside of acceptance criteria as long as recovery is 40-160%, 25-160% for Chloroethane-HL and Trichlorofluoromethane-HL.

Batch 660692 (CN23733) CHEM17 1/17/2023-2

CN22961(1X)

Environmental Laboratories, Inc.
587 East Middle Turnpike, P.O.Box 370, Manchester, CT 06045
Tel. (860) 645-1102 Fax (860) 645-0823

ACCREDITED IN ACCORDANCE WITH nelac NY # 11301

RCP Certification Report

January 23, 2023

SDG I.D.: GCN22959

VOA Narration

All LCS recoveries were within 70 - 130 with the following exceptions: None.
All LCSD recoveries were within 70 - 130 with the following exceptions: None.
All LCS/LCSD RPDs were less than 30% with the following exceptions: None.
Additional 8260 criteria: 10% of LCS/LCSD compounds can be outside of acceptance criteria as long as recovery is 40-160%, 25-160% for Chloroethane-HL and Trichlorofluoromethane-HL.

Temperature Narration

The samples were received at 1.4C with cooling initiated.
(Note acceptance criteria for relevant matrices is above freezing up to 6°C)

Cooler: Yes [X] No [ ]
Coolant: IPK [ ] ICE [X] No [ ]

CHAIN OF CUSTODY RECORD

Temp 1.4 °C Pg 1 of 1

PHOENIX *Environmental Laboratories, Inc.*

587 East Middle Turnpike, P.O. Box 370, Manchester, CT 06040
Email Makrina Nolan: makrina@phoenixlabs.com Fax (860) 645-0823
Client Services (860) 645-1102

Data Delivery/Contact Options:
[ ] Fax:
[ ] Phone:
[X] Email: JHolden@geiconsultants.com

Customer: GEI Consultants Inc.
Address: 455 Winding Brook Drive, Suite 201
Glastonbury, CT 06033
(860) 368-5382

Project: Rockville FMR MGP
Report to: Jeffrey Holden
Invoice to: Jeffrey Holden
QUOTE #

Project P.O: 2200138

This section MUST be completed with Bottle Quantities.

Client Sample - Information - Identification

Sampler's Signature: RM Date: 1/12/23

Matrix Code:
DW=Drinking Water **GW**=Ground Water **SW**=Surface Water **WW**=Waste Water
RW=Raw Water **SE**=Sediment **SL**=Sludge **S**=Soil **SD**=Solid **W**=Wipe **OIL**=Oil
B=Bulk **L**=Liquid **X** = water (Other)

Analysis Request

PHOENIX USE ONLY SAMPLE #	Customer Sample Identification	Sample Matrix	Date Sampled	Time Sampled	ETPH	VOC	PAH	RSR Metals	Cyanide	MS/MSD*	GL Amber 8 oz. [ ] H3PO4 [ ] NAHSO4	Soil VOA Vials [ ] methanol [ ] H2O	GL Soil container ( ) oz	GL Soil container ( ) oz	40 ml VOA Vial [ ] As is [X] HCL	GL Amber 1000ml [X] As is [ ] H2SO4	PL As is [ ] 250ml [ ] 500ml [ ] 1000ml	PL H2SO4 [ ] 250ml [ ] 500ml	PL HNO3 250ml	PL NaOH 250ml	Bacteria Bottle w/thio	Bacteria Bottle as is	total
22959	MW-42S	GW	1/12/23	0910	1	3	2	1	1						3	3			1	1			8
22960	MW-42M	GW	1/12/23	0920	1	3	2	1	1						3	3			1	1			8
22961	MW-29S	GW	1/12/23	1145	1	3	2	1	1						3	3			1	1			8
22962	MW-41S	GW	1/12/23	1155	1	3	2	1	1						3	3			1	1			8
(*) 22963	MW-29S	GW	1/12/23	1405	1	3	2	1	1						3	3			1	1			8
22964	MW-46M	GW	1/12/23	1455	1	3	2	1	1						3	3			1	1			8
22965	TB-011223	X	1/12/23	—											3								3

Relinquished by:	Accepted by:	Date:	Time
RM	Scott Jaffuto	1/12/23	1
Atrium	Kristy L	1/12/23	1740

Comments, Special Requirements or Regulations:
(*) Sample ID on bottle & "MW-40S" Time match
Please add to email list:
PBlessing@geiconsultants.com
JFarnham@geiconsultants.com
RPerryman@geiconsultants.com
castrejon@geiconsultants.com
*MS/MSD are considered site samples and will be billed as such in accordance with the prices quoted.

Turnaround Time:
[ ] 1 Day*
[ ] 2 Days*
[ ] 3 Days*
[X] Standard
[ ] Other
* SURCHARGE APPLIES

RI
[ ] (Residential) Direct Exposure
[ ] (Comm/Industrial) Direct Exposure
[ ] GA Leachability
[ ] GB Leachability
[ ] GA-GW Objectives
[ ] GB-GW Objectives

CT
[X] RCP Cert
[X] GW Protection
[X] SW Protection
[X] GA Mobility
[X] GB Mobility
[X] Residential DEC
[ ] I/C DEC
[ ] Other

MA
[ ] MCP Certification
[ ] GW-1 [ ] MWRA eSMART
[ ] GW-2 [ ] S-1 10% CALC
[ ] GW-3
[ ] S-1 GW-1 [ ] S-1 GW-2 [ ] S-1 GW-3
[ ] S-2 GW-1 [ ] S-2 GW-2 [ ] S-2 GW-3
[ ] S-3 GW-1 [ ] S-3 GW-2 [ ] S-3 GW-3
[ ] SW Protection

State where samples were collected: CT

Data Format
[X] Excel
[X] PDF
[ ] GIS/Key
[ ] EQuIS
[ ] Other

Data Package
[ ] Tier II Checklist
[ ] Full Data Package*
[X] Phoenix Std Report
[ ] Other
* SURCHARGE APPLIES

PEL-126 REV. 03/22

cc: drew.blicharz@eversource.com
Direct bill to eversource project ID 11117308

Page 53 of 53

PHOENIX
Environmental Laboratories, Inc.

Friday, April 14, 2023

Attn: Jeffery Holden
GEI Consultants
455 Winding Brook Drive Suite 201
Glastonbury, CT 06033

Project ID: **ROCKVILLE FMR MGP**
SDG ID: **GCN75724**
Sample ID#s: **CN75724 - CN75727**

This laboratory is in compliance with the NELAC requirements of procedures used except where indicated.

This report contains results for the parameters tested, under the sampling conditions described on the Chain Of Custody, as received by the laboratory. This report is incomplete unless all pages indicated in the pagination at the bottom of the page are included.

A scanned version of the COC form accompanies the analytical report and is an exact duplicate of the original.

If you are the client above and have any questions concerning this testing, please do not hesitate to contact Phoenix Client Services at ext.200. The contents of this report cannot be discussed with anyone other than the client listed above without their written consent.

Sincerely yours,

Phyllis Shiller
Laboratory Director

NELAC - #NY11301
CT Lab Registration #PH-0618
MA Lab Registration #M-CT007
ME Lab Registration #CT-007
NH Lab Registration #213693-A,B
NJ Lab Registration #CT-003
NY Lab Registration #11301
PA Lab Registration #68-03530
RI Lab Registration #63
VT Lab Registration #VT11301



Environmental Laboratories, Inc.
587 East Middle Turnpike, P.O.Box 370, Manchester, CT 06045
Tel. (860) 645-1102 Fax (860) 645-0823

Sample Id Cross Reference

April 14, 2023

SDG I.D.: GCN75724

Project ID: ROCKVILLE FMR MGP

Client Id	Lab Id	Matrix
MW-13M	CN75724	GROUND WATER
MW-46	CN75725	GROUND WATER
MW-14M	CN75726	GROUND WATER
TB-04042023	CN75727	GROUND WATER

Environmental Laboratories, Inc.
587 East Middle Turnpike, P.O.Box 370, Manchester, CT 06045
Tel. (860) 645-1102 Fax (860) 645-0823

Analysis Report

April 14, 2023

FOR: Attn: Jeffery Holden
GEI Consultants
455 Winding Brook Drive Suite 201
Glastonbury, CT 06033

Sample Information		Custody Information		Date	Time
Matrix:	GROUND WATER	Collected by:	PB	04/04/23	13:40
Location Code:	GEI	Received by:	CP	04/05/23	10:20
Rush Request:	Standard	Analyzed by:	see "By" below		
P.O.#:	2200138.1.4				

Laboratory Data

SDG ID: GCN75724
Phoenix ID: CN75724

Project ID: ROCKVILLE FMR MGP
Client ID: MW-13M

Parameter	Result	RL/ PQL	Units	Dilution	Date/Time	By	Reference
Silver	< 0.001	0.001	mg/L	1	04/10/23	CPP	SW6010D
Arsenic	< 0.004	0.004	mg/L	1	04/10/23	CPP	SW6010D
Barium	0.266	0.002	mg/L	1	04/10/23	CPP	SW6010D
Beryllium	< 0.001	0.001	mg/L	1	04/10/23	CPP	SW6010D
Cadmium	< 0.001	0.001	mg/L	1	04/10/23	CPP	SW6010D
Chromium	0.002	0.001	mg/L	1	04/10/23	CPP	SW6010D
Copper	< 0.005	0.005	mg/L	1	04/10/23	CPP	SW6010D
Mercury	< 0.0002	0.0002	mg/L	1	04/07/23	PM	SW7470A
Nickel	0.004	0.001	mg/L	1	04/10/23	CPP	SW6010D
Lead	< 0.001	0.001	mg/L	1	04/10/23	CPP	SW6010D
Antimony	< 0.005	0.005	mg/L	1	04/10/23	CPP	SW6010D
Selenium	< 0.010	0.010	mg/L	1	04/10/23	CPP	SW6010D
Thallium	< 0.0005	0.0005	mg/L	5	04/07/23	CPP	SW6020B
Vanadium	< 0.002	0.002	mg/L	1	04/10/23	CPP	SW6010D
Zinc	0.005	0.004	mg/L	1	04/10/23	CPP	SW6010D
Total Cyanide	< 0.010	0.010	mg/L	1	04/11/23	GD	SW9010C/SW9012B
Extraction of ETPH	Completed				04/05/23	X/K	SW3510C/SW3520C
Mercury Digestion	Completed				04/06/23	Z/Z	SW7470A
Semi-Volatile Extraction	Completed				04/05/23	X/K	SW3520C
Total Metals Digestion	Completed				04/05/23	AG	SW3010A
Total Metals Digestion MS	Completed				04/05/23	AG	SW3010A
TPH by GC (Extractable Products)							
Ext. Petroleum H.C. (C9-C36)	ND	0.066	mg/L	1	04/06/23	JRB	CTETPH
Identification	ND		mg/L	1	04/06/23	JRB	CTETPH
QA/QC Surrogates							
% Terphenyl (surr)	91		%	1	04/06/23	JRB	50 - 150 %

Ver 1

Project ID: ROCKVILLE FMR MGP
Client ID: MW-13M

Phoenix I.D.: CN75724

Parameter	Result	RL/ PQL	Units	Dilution	Date/Time	By	Reference
Volatiles							
1,1,1,2-Tetrachloroethane	ND	1.0	ug/L	1	04/05/23	MH	SW8260C
1,1,1-Trichloroethane	ND	1.0	ug/L	1	04/05/23	MH	SW8260C
1,1,2,2-Tetrachloroethane	ND	0.50	ug/L	1	04/05/23	MH	SW8260C
1,1,2-Trichloroethane	ND	1.0	ug/L	1	04/05/23	MH	SW8260C
1,1-Dichloroethane	ND	1.0	ug/L	1	04/05/23	MH	SW8260C
1,1-Dichloroethene	ND	1.0	ug/L	1	04/05/23	MH	SW8260C
1,1-Dichloropropene	ND	1.0	ug/L	1	04/05/23	MH	SW8260C
1,2,3-Trichlorobenzene	ND	1.0	ug/L	1	04/05/23	MH	SW8260C
1,2,3-Trichloropropane	ND	1.0	ug/L	1	04/05/23	MH	SW8260C
1,2,4-Trichlorobenzene	ND	1.0	ug/L	1	04/05/23	MH	SW8260C
1,2,4-Trimethylbenzene	ND	1.0	ug/L	1	04/05/23	MH	SW8260C
1,2-Dibromo-3-chloropropane	ND	1.0	ug/L	1	04/05/23	MH	SW8260C
1,2-Dibromoethane	ND	1.0	ug/L	1	04/05/23	MH	SW8260C
1,2-Dichlorobenzene	ND	1.0	ug/L	1	04/05/23	MH	SW8260C
1,2-Dichloroethane	ND	0.60	ug/L	1	04/05/23	MH	SW8260C
1,2-Dichloropropane	ND	1.0	ug/L	1	04/05/23	MH	SW8260C
1,3,5-Trimethylbenzene	ND	1.0	ug/L	1	04/05/23	MH	SW8260C
1,3-Dichlorobenzene	ND	1.0	ug/L	1	04/05/23	MH	SW8260C
1,3-Dichloropropane	ND	1.0	ug/L	1	04/05/23	MH	SW8260C
1,4-Dichlorobenzene	ND	1.0	ug/L	1	04/05/23	MH	SW8260C
2,2-Dichloropropane	ND	1.0	ug/L	1	04/05/23	MH	SW8260C
2-Chlorotoluene	ND	1.0	ug/L	1	04/05/23	MH	SW8260C
2-Hexanone	ND	5.0	ug/L	1	04/05/23	MH	SW8260C
2-Isopropyltoluene	ND	1.0	ug/L	1	04/05/23	MH	SW8260C
4-Chlorotoluene	ND	1.0	ug/L	1	04/05/23	MH	SW8260C
4-Methyl-2-pentanone	ND	5.0	ug/L	1	04/05/23	MH	SW8260C
Acetone	ND	25	ug/L	1	04/05/23	MH	SW8260C
Acrylonitrile	ND	1.0	ug/L	1	04/05/23	MH	SW8260C
Benzene	ND	0.70	ug/L	1	04/05/23	MH	SW8260C
Bromobenzene	ND	1.0	ug/L	1	04/05/23	MH	SW8260C
Bromochloromethane	ND	1.0	ug/L	1	04/05/23	MH	SW8260C
Bromodichloromethane	ND	0.50	ug/L	1	04/05/23	MH	SW8260C
Bromoform	ND	1.0	ug/L	1	04/05/23	MH	SW8260C
Bromomethane	ND	1.0	ug/L	1	04/05/23	MH	SW8260C
Carbon Disulfide	ND	5.0	ug/L	1	04/05/23	MH	SW8260C
Carbon tetrachloride	ND	1.0	ug/L	1	04/05/23	MH	SW8260C
Chlorobenzene	ND	1.0	ug/L	1	04/05/23	MH	SW8260C
Chloroethane	ND	1.0	ug/L	1	04/05/23	MH	SW8260C
Chloroform	ND	1.0	ug/L	1	04/05/23	MH	SW8260C
Chloromethane	ND	1.0	ug/L	1	04/05/23	MH	SW8260C
cis-1,2-Dichloroethene	ND	1.0	ug/L	1	04/05/23	MH	SW8260C
cis-1,3-Dichloropropene	ND	0.40	ug/L	1	04/05/23	MH	SW8260C
Dibromochloromethane	ND	0.50	ug/L	1	04/05/23	MH	SW8260C
Dibromomethane	ND	1.0	ug/L	1	04/05/23	MH	SW8260C
Dichlorodifluoromethane	ND	1.0	ug/L	1	04/05/23	MH	SW8260C
Ethylbenzene	ND	1.0	ug/L	1	04/05/23	MH	SW8260C
Hexachlorobutadiene	ND	0.40	ug/L	1	04/05/23	MH	SW8260C
Isopropylbenzene	ND	1.0	ug/L	1	04/05/23	MH	SW8260C

Ver 1

Project ID: ROCKVILLE FMR MGP
Client ID: MW-13M

Phoenix I.D.: CN75724

Parameter	Result	RL/ PQL	Units	Dilution	Date/Time	By	Reference
m&p-Xylene	ND	1.0	ug/L	1	04/05/23	MH	SW8260C
Methyl ethyl ketone	ND	5.0	ug/L	1	04/05/23	MH	SW8260C
Methyl t-butyl ether (MTBE)	ND	1.0	ug/L	1	04/05/23	MH	SW8260C
Methylene chloride	ND	1.0	ug/L	1	04/05/23	MH	SW8260C
Naphthalene	ND	1.0	ug/L	1	04/05/23	MH	SW8260C
n-Butylbenzene	ND	1.0	ug/L	1	04/05/23	MH	SW8260C
n-Propylbenzene	ND	1.0	ug/L	1	04/05/23	MH	SW8260C
o-Xylene	ND	1.0	ug/L	1	04/05/23	MH	SW8260C
p-Isopropyltoluene	ND	1.0	ug/L	1	04/05/23	MH	SW8260C
sec-Butylbenzene	ND	1.0	ug/L	1	04/05/23	MH	SW8260C
Styrene	ND	1.0	ug/L	1	04/05/23	MH	SW8260C
tert-Butylbenzene	ND	1.0	ug/L	1	04/05/23	MH	SW8260C
Tetrachloroethene	ND	1.0	ug/L	1	04/05/23	MH	SW8260C
Tetrahydrofuran (THF)	ND	2.5	ug/L	1	04/05/23	MH	SW8260C
Toluene	ND	1.0	ug/L	1	04/05/23	MH	SW8260C
Total Xylenes	ND	1.0	ug/L	1	04/05/23	MH	SW8260C
trans-1,2-Dichloroethene	ND	1.0	ug/L	1	04/05/23	MH	SW8260C
trans-1,3-Dichloropropene	ND	0.40	ug/L	1	04/05/23	MH	SW8260C
trans-1,4-dichloro-2-butene	ND	5.0	ug/L	1	04/05/23	MH	SW8260C
Trichloroethene	ND	1.0	ug/L	1	04/05/23	MH	SW8260C
Trichlorofluoromethane	ND	1.0	ug/L	1	04/05/23	MH	SW8260C
Trichlorotrifluoroethane	ND	1.0	ug/L	1	04/05/23	MH	SW8260C
Vinyl chloride	ND	1.0	ug/L	1	04/05/23	MH	SW8260C
QA/QC Surrogates							
% 1,2-dichlorobenzene-d4	100		%	1	04/05/23	MH	70 - 130 %
% Bromofluorobenzene	91		%	1	04/05/23	MH	70 - 130 %
% Dibromofluoromethane	94		%	1	04/05/23	MH	70 - 130 %
% Toluene-d8	97		%	1	04/05/23	MH	70 - 130 %
Semivolatiles by SIM, PAH							
2-Methylnaphthalene	ND	0.50	ug/L	1	04/07/23	KCA	SW8270D (SIM)
Acenaphthene	ND	0.50	ug/L	1	04/07/23	KCA	SW8270D (SIM)
Acenaphthylene	ND	0.30	ug/L	1	04/07/23	KCA	SW8270D (SIM)
Anthracene	ND	0.50	ug/L	1	04/07/23	KCA	SW8270D (SIM)
Benz(a)anthracene	ND	0.05	ug/L	1	04/07/23	KCA	SW8270D (SIM)
Benzo(a)pyrene	ND	0.20	ug/L	1	04/07/23	KCA	SW8270D (SIM)
Benzo(b)fluoranthene	ND	0.07	ug/L	1	04/07/23	KCA	SW8270D (SIM)
Benzo(ghi)perylene	ND	0.48	ug/L	1	04/07/23	KCA	SW8270D (SIM)
Benzo(k)fluoranthene	ND	0.30	ug/L	1	04/07/23	KCA	SW8270D (SIM)
Chrysene	ND	0.50	ug/L	1	04/07/23	KCA	SW8270D (SIM)
Dibenz(a,h)anthracene	ND	0.10	ug/L	1	04/07/23	KCA	SW8270D (SIM)
Fluoranthene	ND	0.50	ug/L	1	04/07/23	KCA	SW8270D (SIM)
Fluorene	ND	0.50	ug/L	1	04/07/23	KCA	SW8270D (SIM)
Indeno(1,2,3-cd)pyrene	ND	0.10	ug/L	1	04/07/23	KCA	SW8270D (SIM)
Naphthalene	ND	0.50	ug/L	1	04/07/23	KCA	SW8270D (SIM)
Phenanthrene	ND	0.06	ug/L	1	04/07/23	KCA	SW8270D (SIM)
Pyrene	ND	0.50	ug/L	1	04/07/23	KCA	SW8270D (SIM)
QA/QC Surrogates							
% 2-Fluorobiphenyl	76		%	1	04/07/23	KCA	30 - 130 %
% Nitrobenzene-d5	94		%	1	04/07/23	KCA	30 - 130 %

Ver 1

Project ID: ROCKVILLE FMR MGP
Client ID: MW-13M

Phoenix I.D.: CN75724

Parameter	Result	RL/ PQL	Units	Dilution	Date/Time	By	Reference
% Terphenyl-d14	76		%	1	04/07/23	KCA	30 - 130 %

RL/PQL=Reporting/Practical Quantitation Level ND=Not Detected BRL=Below Reporting Level
QA/QC Surrogates: Surrogates are compounds (preceeded with a %) added by the lab to determine analysis efficiency. Surrogate results(%) listed in the report are not "detected" compounds.

Comments:

If you are the client above and have any questions concerning this testing, please do not hesitate to contact Phoenix Client Services at ext.200.
The contents of this report cannot be discussed with anyone other than the client listed above without their written consent.



Phyllis Shiller, Laboratory Director
April 14, 2023
Reviewed and Released by: Phyllis Shiller, Laboratory Director

Environmental Laboratories, Inc.
587 East Middle Turnpike, P.O.Box 370, Manchester, CT 06045
Tel. (860) 645-1102 Fax (860) 645-0823

Analysis Report

April 14, 2023

FOR: Attn: Jeffery Holden
GEI Consultants
455 Winding Brook Drive Suite 201
Glastonbury, CT 06033

Sample Information		Custody Information		Date	Time
Matrix:	GROUND WATER	Collected by:	PB	04/04/23	14:45
Location Code:	GEI	Received by:	CP	04/05/23	10:20
Rush Request:	Standard	Analyzed by:	see "By" below		
P.O.#:	2200138.1.4				

Laboratory Data

SDG ID: GCN75724
Phoenix ID: CN75725

Project ID: ROCKVILLE FMR MGP
Client ID: MW-46

Parameter	Result	RL/ PQL	Units	Dilution	Date/Time	By	Reference
Silver	< 0.001	0.001	mg/L	1	04/10/23	CPP	SW6010D
Arsenic	< 0.004	0.004	mg/L	1	04/10/23	CPP	SW6010D
Barium	0.107	0.002	mg/L	1	04/10/23	CPP	SW6010D
Beryllium	< 0.001	0.001	mg/L	1	04/10/23	CPP	SW6010D
Cadmium	< 0.001	0.001	mg/L	1	04/10/23	CPP	SW6010D
Chromium	0.001	0.001	mg/L	1	04/10/23	CPP	SW6010D
Copper	< 0.005	0.005	mg/L	1	04/10/23	CPP	SW6010D
Mercury	< 0.0002	0.0002	mg/L	1	04/07/23	PM	SW7470A
Nickel	0.001	0.001	mg/L	1	04/10/23	CPP	SW6010D
Lead	< 0.001	0.001	mg/L	1	04/10/23	CPP	SW6010D
Antimony	< 0.005	0.005	mg/L	1	04/10/23	CPP	SW6010D
Selenium	< 0.010	0.010	mg/L	1	04/10/23	CPP	SW6010D
Thallium	< 0.0005	0.0005	mg/L	5	04/07/23	CPP	SW6020B
Vanadium	< 0.002	0.002	mg/L	1	04/10/23	CPP	SW6010D
Zinc	< 0.004	0.004	mg/L	1	04/10/23	CPP	SW6010D
Total Cyanide	< 0.010	0.010	mg/L	1	04/11/23	GD	SW9010C/SW9012B
Client MS/MSD	Completed				04/06/23		
Extraction of ETPH	Completed				04/05/23	X/K	SW3510C/SW3520C
Mercury Digestion	Completed				04/06/23	Z/Z	SW7470A
Semi-Volatile Extraction	Completed				04/05/23	X/K	SW3520C
Total Metals Digestion	Completed				04/05/23	AG	SW3010A
Total Metals Digestion MS	Completed				04/05/23	AG	SW3010A
TPH by GC (Extractable Products)							
Ext. Petroleum H.C. (C9-C36)	ND	0.25	mg/L	1	04/06/23	JRB	CTETPH
Identification	ND		mg/L	1	04/06/23	JRB	CTETPH
QA/QC Surrogates							

Ver 1

Project ID: ROCKVILLE FMR MGP
Client ID: MW-46

Phoenix I.D.: CN75725

Parameter	Result	RL/ PQL	Units	Dilution	Date/Time	By	Reference
% Terphenyl (surr)	75		%	1	04/06/23	JRB	50 - 150 %
Volatiles							
1,1,1,2-Tetrachloroethane	ND	1.0	ug/L	1	04/05/23	MH	SW8260C
1,1,1-Trichloroethane	ND	1.0	ug/L	1	04/05/23	MH	SW8260C
1,1,2,2-Tetrachloroethane	ND	0.50	ug/L	1	04/05/23	MH	SW8260C
1,1,2-Trichloroethane	ND	1.0	ug/L	1	04/05/23	MH	SW8260C
1,1-Dichloroethane	ND	1.0	ug/L	1	04/05/23	MH	SW8260C
1,1-Dichloroethene	ND	1.0	ug/L	1	04/05/23	MH	SW8260C
1,1-Dichloropropene	ND	1.0	ug/L	1	04/05/23	MH	SW8260C
1,2,3-Trichlorobenzene	ND	1.0	ug/L	1	04/05/23	MH	SW8260C
1,2,3-Trichloropropane	ND	1.0	ug/L	1	04/05/23	MH	SW8260C
1,2,4-Trichlorobenzene	ND	1.0	ug/L	1	04/05/23	MH	SW8260C
1,2,4-Trimethylbenzene	ND	1.0	ug/L	1	04/05/23	MH	SW8260C
1,2-Dibromo-3-chloropropane	ND	1.0	ug/L	1	04/05/23	MH	SW8260C
1,2-Dibromoethane	ND	1.0	ug/L	1	04/05/23	MH	SW8260C
1,2-Dichlorobenzene	ND	1.0	ug/L	1	04/05/23	MH	SW8260C
1,2-Dichloroethane	ND	0.60	ug/L	1	04/05/23	MH	SW8260C
1,2-Dichloropropane	ND	1.0	ug/L	1	04/05/23	MH	SW8260C
1,3,5-Trimethylbenzene	ND	1.0	ug/L	1	04/05/23	MH	SW8260C
1,3-Dichlorobenzene	ND	1.0	ug/L	1	04/05/23	MH	SW8260C
1,3-Dichloropropane	ND	1.0	ug/L	1	04/05/23	MH	SW8260C
1,4-Dichlorobenzene	ND	1.0	ug/L	1	04/05/23	MH	SW8260C
2,2-Dichloropropane	ND	1.0	ug/L	1	04/05/23	MH	SW8260C
2-Chlorotoluene	ND	1.0	ug/L	1	04/05/23	MH	SW8260C
2-Hexanone	ND	5.0	ug/L	1	04/05/23	MH	SW8260C
2-Isopropyltoluene	ND	1.0	ug/L	1	04/05/23	MH	SW8260C
4-Chlorotoluene	ND	1.0	ug/L	1	04/05/23	MH	SW8260C
4-Methyl-2-pentanone	ND	5.0	ug/L	1	04/05/23	MH	SW8260C
Acetone	ND	25	ug/L	1	04/05/23	MH	SW8260C
Acrylonitrile	ND	1.0	ug/L	1	04/05/23	MH	SW8260C
Benzene	ND	0.70	ug/L	1	04/05/23	MH	SW8260C
Bromobenzene	ND	1.0	ug/L	1	04/05/23	MH	SW8260C
Bromochloromethane	ND	1.0	ug/L	1	04/05/23	MH	SW8260C
Bromodichloromethane	ND	0.50	ug/L	1	04/05/23	MH	SW8260C
Bromoform	ND	1.0	ug/L	1	04/05/23	MH	SW8260C
Bromomethane	ND	1.0	ug/L	1	04/05/23	MH	SW8260C
Carbon Disulfide	ND	5.0	ug/L	1	04/05/23	MH	SW8260C
Carbon tetrachloride	ND	1.0	ug/L	1	04/05/23	MH	SW8260C
Chlorobenzene	ND	1.0	ug/L	1	04/05/23	MH	SW8260C
Chloroethane	ND	1.0	ug/L	1	04/05/23	MH	SW8260C
Chloroform	ND	1.0	ug/L	1	04/05/23	MH	SW8260C
Chloromethane	ND	1.0	ug/L	1	04/05/23	MH	SW8260C
cis-1,2-Dichloroethene	ND	1.0	ug/L	1	04/05/23	MH	SW8260C
cis-1,3-Dichloropropene	ND	0.40	ug/L	1	04/05/23	MH	SW8260C
Dibromochloromethane	ND	0.50	ug/L	1	04/05/23	MH	SW8260C
Dibromomethane	ND	1.0	ug/L	1	04/05/23	MH	SW8260C
Dichlorodifluoromethane	ND	1.0	ug/L	1	04/05/23	MH	SW8260C
Ethylbenzene	ND	1.0	ug/L	1	04/05/23	MH	SW8260C
Hexachlorobutadiene	ND	0.40	ug/L	1	04/05/23	MH	SW8260C

Ver 1

Project ID: ROCKVILLE FMR MGP
Client ID: MW-46

Phoenix I.D.: CN75725

Parameter	Result	RL/ PQL	Units	Dilution	Date/Time	By	Reference
Isopropylbenzene	ND	1.0	ug/L	1	04/05/23	MH	SW8260C
m&p-Xylene	ND	1.0	ug/L	1	04/05/23	MH	SW8260C
Methyl ethyl ketone	ND	5.0	ug/L	1	04/05/23	MH	SW8260C
Methyl t-butyl ether (MTBE)	ND	1.0	ug/L	1	04/05/23	MH	SW8260C
Methylene chloride	ND	1.0	ug/L	1	04/05/23	MH	SW8260C
Naphthalene	ND	1.0	ug/L	1	04/05/23	MH	SW8260C
n-Butylbenzene	ND	1.0	ug/L	1	04/05/23	MH	SW8260C
n-Propylbenzene	ND	1.0	ug/L	1	04/05/23	MH	SW8260C
o-Xylene	ND	1.0	ug/L	1	04/05/23	MH	SW8260C
p-Isopropyltoluene	ND	1.0	ug/L	1	04/05/23	MH	SW8260C
sec-Butylbenzene	ND	1.0	ug/L	1	04/05/23	MH	SW8260C
Styrene	ND	1.0	ug/L	1	04/05/23	MH	SW8260C
tert-Butylbenzene	ND	1.0	ug/L	1	04/05/23	MH	SW8260C
Tetrachloroethene	2.5	1.0	ug/L	1	04/05/23	MH	SW8260C
Tetrahydrofuran (THF)	ND	2.5	ug/L	1	04/05/23	MH	SW8260C
Toluene	ND	1.0	ug/L	1	04/05/23	MH	SW8260C
Total Xylenes	ND	1.0	ug/L	1	04/05/23	MH	SW8260C
trans-1,2-Dichloroethene	ND	1.0	ug/L	1	04/05/23	MH	SW8260C
trans-1,3-Dichloropropene	ND	0.40	ug/L	1	04/05/23	MH	SW8260C
trans-1,4-dichloro-2-butene	ND	5.0	ug/L	1	04/05/23	MH	SW8260C
Trichloroethene	ND	1.0	ug/L	1	04/05/23	MH	SW8260C
Trichlorofluoromethane	ND	1.0	ug/L	1	04/05/23	MH	SW8260C
Trichlorotrifluoroethane	ND	1.0	ug/L	1	04/05/23	MH	SW8260C
Vinyl chloride	ND	1.0	ug/L	1	04/05/23	MH	SW8260C
QA/QC Surrogates							
% 1,2-dichlorobenzene-d4	101		%	1	04/05/23	MH	70 - 130 %
% Bromofluorobenzene	90		%	1	04/05/23	MH	70 - 130 %
% Dibromofluoromethane	94		%	1	04/05/23	MH	70 - 130 %
% Toluene-d8	97		%	1	04/05/23	MH	70 - 130 %
Semivolatiles by SIM, PAH							
2-Methylnaphthalene	ND	0.47	ug/L	1	04/07/23	KCA	SW8270D (SIM)
Acenaphthene	ND	0.47	ug/L	1	04/07/23	KCA	SW8270D (SIM)
Acenaphthylene	ND	0.28	ug/L	1	04/07/23	KCA	SW8270D (SIM)
Anthracene	ND	0.47	ug/L	1	04/07/23	KCA	SW8270D (SIM)
Benz(a)anthracene	ND	0.05	ug/L	1	04/07/23	KCA	SW8270D (SIM)
Benzo(a)pyrene	ND	0.19	ug/L	1	04/07/23	KCA	SW8270D (SIM)
Benzo(b)fluoranthene	ND	0.07	ug/L	1	04/07/23	KCA	SW8270D (SIM)
Benzo(ghi)perylene	ND	0.45	ug/L	1	04/07/23	KCA	SW8270D (SIM)
Benzo(k)fluoranthene	ND	0.28	ug/L	1	04/07/23	KCA	SW8270D (SIM)
Chrysene	ND	0.47	ug/L	1	04/07/23	KCA	SW8270D (SIM)
Dibenz(a,h)anthracene	ND	0.09	ug/L	1	04/07/23	KCA	SW8270D (SIM)
Fluoranthene	ND	0.47	ug/L	1	04/07/23	KCA	SW8270D (SIM)
Fluorene	ND	0.47	ug/L	1	04/07/23	KCA	SW8270D (SIM)
Indeno(1,2,3-cd)pyrene	ND	0.09	ug/L	1	04/07/23	KCA	SW8270D (SIM)
Naphthalene	ND	0.47	ug/L	1	04/07/23	KCA	SW8270D (SIM)
Phenanthrene	ND	0.06	ug/L	1	04/07/23	KCA	SW8270D (SIM)
Pyrene	ND	0.47	ug/L	1	04/07/23	KCA	SW8270D (SIM)
QA/QC Surrogates							
% 2-Fluorobiphenyl	75		%	1	04/07/23	KCA	30 - 130 %

Ver 1

Project ID: ROCKVILLE FMR MGP
Client ID: MW-46

Phoenix I.D.: CN75725

Parameter	Result	RL/ PQL	Units	Dilution	Date/Time	By	Reference
% Nitrobenzene-d5	94		%	1	04/07/23	KCA	30 - 130 %
% Terphenyl-d14	76		%	1	04/07/23	KCA	30 - 130 %

RL/PQL=Reporting/Practical Quantitation Level ND=Not Detected BRL=Below Reporting Level
QA/QC Surrogates: Surrogates are compounds (preceeded with a %) added by the lab to determine analysis efficiency. Surrogate results(%) listed in the report are not "detected" compounds.

Comments:

If you are the client above and have any questions concerning this testing, please do not hesitate to contact Phoenix Client Services at ext.200.
The contents of this report cannot be discussed with anyone other than the client listed above without their written consent.

Phyllis Shiller, Laboratory Director
April 14, 2023
Reviewed and Released by: Phyllis Shiller, Laboratory Director

Environmental Laboratories, Inc.
587 East Middle Turnpike, P.O.Box 370, Manchester, CT 06045
Tel. (860) 645-1102 Fax (860) 645-0823

Analysis Report

April 14, 2023

FOR: Attn: Jeffery Holden
GEI Consultants
455 Winding Brook Drive Suite 201
Glastonbury, CT 06033

Sample Information		Custody Information		Date	Time
Matrix:	GROUND WATER	Collected by:	PB	04/04/23	17:40
Location Code:	GEI	Received by:	CP	04/05/23	10:20
Rush Request:	Standard	Analyzed by:	see "By" below		
P.O.#:	2200138.1.4				

Laboratory Data

SDG ID: GCN75724
Phoenix ID: CN75726

Project ID: ROCKVILLE FMR MGP
Client ID: MW-14M

Parameter	Result	RL/ PQL	Units	Dilution	Date/Time	By	Reference
Silver	< 0.001	0.001	mg/L	1	04/10/23	CPP	SW6010D
Arsenic	< 0.004	0.004	mg/L	1	04/10/23	CPP	SW6010D
Barium	0.237	0.002	mg/L	1	04/10/23	CPP	SW6010D
Beryllium	< 0.001	0.001	mg/L	1	04/10/23	CPP	SW6010D
Cadmium	< 0.001	0.001	mg/L	1	04/10/23	CPP	SW6010D
Chromium	0.003	0.001	mg/L	1	04/10/23	CPP	SW6010D
Copper	< 0.005	0.005	mg/L	1	04/10/23	CPP	SW6010D
Mercury	< 0.0002	0.0002	mg/L	1	04/07/23	PM	SW7470A
Nickel	0.004	0.001	mg/L	1	04/10/23	CPP	SW6010D
Lead	0.003	0.001	mg/L	1	04/10/23	CPP	SW6010D
Antimony	< 0.005	0.005	mg/L	1	04/10/23	CPP	SW6010D
Selenium	< 0.010	0.010	mg/L	1	04/10/23	CPP	SW6010D
Thallium	< 0.0005	0.0005	mg/L	5	04/07/23	CPP	SW6020B
Vanadium	0.004	0.002	mg/L	1	04/10/23	CPP	SW6010D
Zinc	0.009	0.004	mg/L	1	04/10/23	CPP	SW6010D
Total Cyanide	< 0.010	0.010	mg/L	1	04/11/23	C/M/G	SW9010C/SW9012B
Extraction of ETPH	Completed				04/05/23	X/K	SW3510C/SW3520C
Mercury Digestion	Completed				04/06/23	Z/Z	SW7470A
Semi-Volatile Extraction	Completed				04/05/23	X/K	SW3520C
Total Metals Digestion	Completed				04/05/23	AG	SW3010A
Total Metals Digestion MS	Completed				04/05/23	AG	SW3010A
TPH by GC (Extractable Products)							
Ext. Petroleum H.C. (C9-C36)	2.2	0.069	mg/L	1	04/06/23	JRB	CTETPH
Identification	**		mg/L	1	04/06/23	JRB	CTETPH
QA/QC Surrogates							
% Terphenyl (surr)	127		%	1	04/06/23	JRB	50 - 150 %

Ver 1

Project ID: ROCKVILLE FMR MGP
Client ID: MW-14M

Phoenix I.D.: CN75726

Parameter	Result	RL/ PQL	Units	Dilution	Date/Time	By	Reference
Volatiles							
1,1,1,2-Tetrachloroethane	ND	20	ug/L	20	04/05/23	MH	SW8260C
1,1,1-Trichloroethane	ND	20	ug/L	20	04/05/23	MH	SW8260C
1,1,2,2-Tetrachloroethane	ND	10	ug/L	20	04/05/23	MH	SW8260C
1,1,2-Trichloroethane	ND	20	ug/L	20	04/05/23	MH	SW8260C
1,1-Dichloroethane	ND	20	ug/L	20	04/05/23	MH	SW8260C
1,1-Dichloroethene	ND	20	ug/L	20	04/05/23	MH	SW8260C
1,1-Dichloropropene	ND	20	ug/L	20	04/05/23	MH	SW8260C
1,2,3-Trichlorobenzene	ND	20	ug/L	20	04/05/23	MH	SW8260C
1,2,3-Trichloropropane	ND	20	ug/L	20	04/05/23	MH	SW8260C
1,2,4-Trichlorobenzene	ND	20	ug/L	20	04/05/23	MH	SW8260C
1,2,4-Trimethylbenzene	50	20	ug/L	20	04/05/23	MH	SW8260C
1,2-Dibromo-3-chloropropane	ND	20	ug/L	20	04/05/23	MH	SW8260C
1,2-Dibromoethane	ND	20	ug/L	20	04/05/23	MH	SW8260C
1,2-Dichlorobenzene	ND	20	ug/L	20	04/05/23	MH	SW8260C
1,2-Dichloroethane	ND	12	ug/L	20	04/05/23	MH	SW8260C
1,2-Dichloropropane	ND	20	ug/L	20	04/05/23	MH	SW8260C
1,3,5-Trimethylbenzene	ND	20	ug/L	20	04/05/23	MH	SW8260C
1,3-Dichlorobenzene	ND	20	ug/L	20	04/05/23	MH	SW8260C
1,3-Dichloropropane	ND	20	ug/L	20	04/05/23	MH	SW8260C
1,4-Dichlorobenzene	ND	20	ug/L	20	04/05/23	MH	SW8260C
2,2-Dichloropropane	ND	20	ug/L	20	04/05/23	MH	SW8260C
2-Chlorotoluene	ND	20	ug/L	20	04/05/23	MH	SW8260C
2-Hexanone	ND	100	ug/L	20	04/05/23	MH	SW8260C
2-Isopropyltoluene	ND	20	ug/L	20	04/05/23	MH	SW8260C
4-Chlorotoluene	ND	20	ug/L	20	04/05/23	MH	SW8260C
4-Methyl-2-pentanone	ND	100	ug/L	20	04/05/23	MH	SW8260C
Acetone	ND	500	ug/L	20	04/05/23	MH	SW8260C
Acrylonitrile	ND	20	ug/L	20	04/05/23	MH	SW8260C
Benzene	1000	140	ug/L	200	04/07/23	MH	SW8260C
Bromobenzene	ND	20	ug/L	20	04/05/23	MH	SW8260C
Bromochloromethane	ND	20	ug/L	20	04/05/23	MH	SW8260C
Bromodichloromethane	ND	10	ug/L	20	04/05/23	MH	SW8260C
Bromoform	ND	20	ug/L	20	04/05/23	MH	SW8260C
Bromomethane	ND	20	ug/L	20	04/05/23	MH	SW8260C
Carbon Disulfide	ND	100	ug/L	20	04/05/23	MH	SW8260C
Carbon tetrachloride	ND	20	ug/L	20	04/05/23	MH	SW8260C
Chlorobenzene	ND	20	ug/L	20	04/05/23	MH	SW8260C
Chloroethane	ND	20	ug/L	20	04/05/23	MH	SW8260C
Chloroform	ND	20	ug/L	20	04/05/23	MH	SW8260C
Chloromethane	ND	20	ug/L	20	04/05/23	MH	SW8260C
cis-1,2-Dichloroethene	ND	20	ug/L	20	04/05/23	MH	SW8260C
cis-1,3-Dichloropropene	ND	8.0	ug/L	20	04/05/23	MH	SW8260C
Dibromochloromethane	ND	10	ug/L	20	04/05/23	MH	SW8260C
Dibromomethane	ND	20	ug/L	20	04/05/23	MH	SW8260C
Dichlorodifluoromethane	ND	20	ug/L	20	04/05/23	MH	SW8260C
Ethylbenzene	550	20	ug/L	20	04/05/23	MH	SW8260C
Hexachlorobutadiene	ND	8.0	ug/L	20	04/05/23	MH	SW8260C
Isopropylbenzene	24	20	ug/L	20	04/05/23	MH	SW8260C

Ver 1

Project ID: ROCKVILLE FMR MGP
Client ID: MW-14M

Phoenix I.D.: CN75726

Parameter	Result	RL/ PQL	Units	Dilution	Date/Time	By	Reference
m&p-Xylene	62	20	ug/L	20	04/05/23	MH	SW8260C
Methyl ethyl ketone	ND	100	ug/L	20	04/05/23	MH	SW8260C
Methyl t-butyl ether (MTBE)	ND	20	ug/L	20	04/05/23	MH	SW8260C
Methylene chloride	ND	20	ug/L	20	04/05/23	MH	SW8260C
Naphthalene	920	200	ug/L	200	04/07/23	MH	SW8260C
n-Butylbenzene	ND	20	ug/L	20	04/05/23	MH	SW8260C
n-Propylbenzene	ND	20	ug/L	20	04/05/23	MH	SW8260C
o-Xylene	130	20	ug/L	20	04/05/23	MH	SW8260C
p-Isopropyltoluene	ND	20	ug/L	20	04/05/23	MH	SW8260C
sec-Butylbenzene	ND	20	ug/L	20	04/05/23	MH	SW8260C
Styrene	ND	20	ug/L	20	04/05/23	MH	SW8260C
tert-Butylbenzene	ND	20	ug/L	20	04/05/23	MH	SW8260C
Tetrachloroethene	ND	20	ug/L	20	04/05/23	MH	SW8260C
Tetrahydrofuran (THF)	ND	50	ug/L	20	04/05/23	MH	SW8260C
Toluene	ND	20	ug/L	20	04/05/23	MH	SW8260C
Total Xylenes	192	20	ug/L	20	04/05/23	MH	SW8260C
trans-1,2-Dichloroethene	ND	20	ug/L	20	04/05/23	MH	SW8260C
trans-1,3-Dichloropropene	ND	8.0	ug/L	20	04/05/23	MH	SW8260C
trans-1,4-dichloro-2-butene	ND	100	ug/L	20	04/05/23	MH	SW8260C
Trichloroethene	ND	20	ug/L	20	04/05/23	MH	SW8260C
Trichlorofluoromethane	ND	20	ug/L	20	04/05/23	MH	SW8260C
Trichlorotrifluoroethane	ND	20	ug/L	20	04/05/23	MH	SW8260C
Vinyl chloride	ND	20	ug/L	20	04/05/23	MH	SW8260C
QA/QC Surrogates							
% 1,2-dichlorobenzene-d4 (20x)	97		%	20	04/05/23	MH	70 - 130 %
% Bromofluorobenzene (20x)	97		%	20	04/05/23	MH	70 - 130 %
% Dibromofluoromethane (20x)	101		%	20	04/05/23	MH	70 - 130 %
% Toluene-d8 (20x)	99		%	20	04/05/23	MH	70 - 130 %
% 1,2-dichlorobenzene-d4 (200x)	99		%	200	04/07/23	MH	70 - 130 %
% Bromofluorobenzene (200x)	94		%	200	04/07/23	MH	70 - 130 %
% Dibromofluoromethane (200x)	95		%	200	04/07/23	MH	70 - 130 %
% Toluene-d8 (200x)	98		%	200	04/07/23	MH	70 - 130 %
Semivolatiles by SIM, PAH							
2-Methylnaphthalene	49	0.09	ug/L	1	04/08/23	KCA	SW8270D (SIM)
Acenaphthene	90	0.05	ug/L	1	04/08/23	KCA	SW8270D (SIM)
Acenaphthylene	1.4	0.28	ug/L	1	04/07/23	KCA	SW8270D (SIM)
Anthracene	5.0	0.47	ug/L	1	04/07/23	KCA	SW8270D (SIM)
Benz(a)anthracene	0.42	0.05	ug/L	1	04/07/23	KCA	SW8270D (SIM)
Benzo(a)pyrene	0.37	0.19	ug/L	1	04/07/23	KCA	SW8270D (SIM)
Benzo(b)fluoranthene	0.13	0.07	ug/L	1	04/07/23	KCA	SW8270D (SIM)
Benzo(ghi)perylene	ND	0.45	ug/L	1	04/07/23	KCA	SW8270D (SIM)
Benzo(k)fluoranthene	ND	0.28	ug/L	1	04/07/23	KCA	SW8270D (SIM)
Chrysene	ND	0.47	ug/L	1	04/07/23	KCA	SW8270D (SIM)
Dibenz(a,h)anthracene	ND	0.09	ug/L	1	04/07/23	KCA	SW8270D (SIM)
Fluoranthene	5.1	0.47	ug/L	1	04/07/23	KCA	SW8270D (SIM)
Fluorene	16	0.05	ug/L	1	04/08/23	KCA	SW8270D (SIM)
Indeno(1,2,3-cd)pyrene	0.13	0.09	ug/L	1	04/07/23	KCA	SW8270D (SIM)
Naphthalene	870	0.94	ug/L	10	04/08/23	KCA	SW8270D (SIM)
Phenanthrene	13	0.05	ug/L	1	04/08/23	KCA	SW8270D (SIM)

Ver 1

Project ID: ROCKVILLE FMR MGP
Client ID: MW-14M

Phoenix I.D.: CN75726

Parameter	Result	RL/ PQL	Units	Dilution	Date/Time	By	Reference
Pyrene	6.1	0.47	ug/L	1	04/07/23	KCA	SW8270D (SIM)
QA/QC Surrogates							
% 2-Fluorobiphenyl	69		%	1	04/08/23	KCA	30 - 130 %
% Nitrobenzene-d5	77		%	1	04/08/23	KCA	30 - 130 %
% Terphenyl-d14	68		%	1	04/08/23	KCA	30 - 130 %
% 2-Fluorobiphenyl (10x)	Diluted Out		%	10	04/08/23	KCA	30 - 130 %
% Nitrobenzene-d5 (10x)	Diluted Out		%	10	04/08/23	KCA	30 - 130 %
% Terphenyl-d14 (10x)	Diluted Out		%	10	04/08/23	KCA	30 - 130 %

RL/PQL=Reporting/Practical Quantitation Level ND=Not Detected BRL=Below Reporting Level
QA/QC Surrogates: Surrogates are compounds (preceeded with a %) added by the lab to determine analysis efficiency. Surrogate results(%) listed in the report are not "detected" compounds.

Comments:

Volatile Comment:
Elevated reporting limits for volatiles due to the presence of target and/or non-target compounds.

TPH Comment:
**Petroleum hydrocarbon chromatogram contains a multicomponent hydrocarbon distribution in the range of C9 to C22. The sample was quantitated against a C9-C36 alkane hydrocarbon standard.

If you are the client above and have any questions concerning this testing, please do not hesitate to contact Phoenix Client Services at ext.200.
The contents of this report cannot be discussed with anyone other than the client listed above without their written consent.



Phyllis Shiller, Laboratory Director
April 14, 2023
Reviewed and Released by: Phyllis Shiller, Laboratory Director

Environmental Laboratories, Inc.
587 East Middle Turnpike, P.O.Box 370, Manchester, CT 06045
Tel. (860) 645-1102 Fax (860) 645-0823

Analysis Report

April 14, 2023

FOR: Attn: Jeffery Holden
GEI Consultants
455 Winding Brook Drive Suite 201
Glastonbury, CT 06033

Sample Information		Custody Information		Date	Time
Matrix:	GROUND WATER	Collected by:	PB	04/04/23	
Location Code:	GEI	Received by:	CP	04/05/23	10:20
Rush Request:	Standard	Analyzed by:	see "By" below		
P.O.#:	2200138.1.4				

Laboratory Data

SDG ID: GCN75724
Phoenix ID: CN75727

Project ID: ROCKVILLE FMR MGP
Client ID: TB-04042023

Parameter	Result	RL/ PQL	Units	Dilution	Date/Time	By	Reference
Volatiles							
1,1,1,2-Tetrachloroethane	ND	1.0	ug/L	1	04/05/23	MH	SW8260C
1,1,1-Trichloroethane	ND	1.0	ug/L	1	04/05/23	MH	SW8260C
1,1,2,2-Tetrachloroethane	ND	0.50	ug/L	1	04/05/23	MH	SW8260C
1,1,2-Trichloroethane	ND	1.0	ug/L	1	04/05/23	MH	SW8260C
1,1-Dichloroethane	ND	1.0	ug/L	1	04/05/23	MH	SW8260C
1,1-Dichloroethene	ND	1.0	ug/L	1	04/05/23	MH	SW8260C
1,1-Dichloropropene	ND	1.0	ug/L	1	04/05/23	MH	SW8260C
1,2,3-Trichlorobenzene	ND	1.0	ug/L	1	04/05/23	MH	SW8260C
1,2,3-Trichloropropane	ND	1.0	ug/L	1	04/05/23	MH	SW8260C
1,2,4-Trichlorobenzene	ND	1.0	ug/L	1	04/05/23	MH	SW8260C
1,2,4-Trimethylbenzene	ND	1.0	ug/L	1	04/05/23	MH	SW8260C
1,2-Dibromo-3-chloropropane	ND	1.0	ug/L	1	04/05/23	MH	SW8260C
1,2-Dibromoethane	ND	1.0	ug/L	1	04/05/23	MH	SW8260C
1,2-Dichlorobenzene	ND	1.0	ug/L	1	04/05/23	MH	SW8260C
1,2-Dichloroethane	ND	0.60	ug/L	1	04/05/23	MH	SW8260C
1,2-Dichloropropane	ND	1.0	ug/L	1	04/05/23	MH	SW8260C
1,3,5-Trimethylbenzene	ND	1.0	ug/L	1	04/05/23	MH	SW8260C
1,3-Dichlorobenzene	ND	1.0	ug/L	1	04/05/23	MH	SW8260C
1,3-Dichloropropane	ND	1.0	ug/L	1	04/05/23	MH	SW8260C
1,4-Dichlorobenzene	ND	1.0	ug/L	1	04/05/23	MH	SW8260C
2,2-Dichloropropane	ND	1.0	ug/L	1	04/05/23	MH	SW8260C
2-Chlorotoluene	ND	1.0	ug/L	1	04/05/23	MH	SW8260C
2-Hexanone	ND	5.0	ug/L	1	04/05/23	MH	SW8260C
2-Isopropyltoluene	ND	1.0	ug/L	1	04/05/23	MH	SW8260C
4-Chlorotoluene	ND	1.0	ug/L	1	04/05/23	MH	SW8260C
4-Methyl-2-pentanone	ND	5.0	ug/L	1	04/05/23	MH	SW8260C

Ver 1

Project ID: ROCKVILLE FMR MGP
Client ID: TB-04042023

Phoenix I.D.: CN75727

Parameter	Result	RL/ PQL	Units	Dilution	Date/Time	By	Reference
Acetone	ND	25	ug/L	1	04/05/23	MH	SW8260C
Acrylonitrile	ND	1.0	ug/L	1	04/05/23	MH	SW8260C
Benzene	ND	0.70	ug/L	1	04/05/23	MH	SW8260C
Bromobenzene	ND	1.0	ug/L	1	04/05/23	MH	SW8260C
Bromochloromethane	ND	1.0	ug/L	1	04/05/23	MH	SW8260C
Bromodichloromethane	ND	0.50	ug/L	1	04/05/23	MH	SW8260C
Bromoform	ND	1.0	ug/L	1	04/05/23	MH	SW8260C
Bromomethane	ND	1.0	ug/L	1	04/05/23	MH	SW8260C
Carbon Disulfide	ND	5.0	ug/L	1	04/05/23	MH	SW8260C
Carbon tetrachloride	ND	1.0	ug/L	1	04/05/23	MH	SW8260C
Chlorobenzene	ND	1.0	ug/L	1	04/05/23	MH	SW8260C
Chloroethane	ND	1.0	ug/L	1	04/05/23	MH	SW8260C
Chloroform	ND	1.0	ug/L	1	04/05/23	MH	SW8260C
Chloromethane	ND	1.0	ug/L	1	04/05/23	MH	SW8260C
cis-1,2-Dichloroethene	ND	1.0	ug/L	1	04/05/23	MH	SW8260C
cis-1,3-Dichloropropene	ND	0.40	ug/L	1	04/05/23	MH	SW8260C
Dibromochloromethane	ND	0.50	ug/L	1	04/05/23	MH	SW8260C
Dibromomethane	ND	1.0	ug/L	1	04/05/23	MH	SW8260C
Dichlorodifluoromethane	ND	1.0	ug/L	1	04/05/23	MH	SW8260C
Ethylbenzene	ND	1.0	ug/L	1	04/05/23	MH	SW8260C
Hexachlorobutadiene	ND	0.40	ug/L	1	04/05/23	MH	SW8260C
Isopropylbenzene	ND	1.0	ug/L	1	04/05/23	MH	SW8260C
m&p-Xylene	ND	1.0	ug/L	1	04/05/23	MH	SW8260C
Methyl ethyl ketone	ND	5.0	ug/L	1	04/05/23	MH	SW8260C
Methyl t-butyl ether (MTBE)	ND	1.0	ug/L	1	04/05/23	MH	SW8260C
Methylene chloride	ND	1.0	ug/L	1	04/05/23	MH	SW8260C
Naphthalene	ND	1.0	ug/L	1	04/05/23	MH	SW8260C
n-Butylbenzene	ND	1.0	ug/L	1	04/05/23	MH	SW8260C
n-Propylbenzene	ND	1.0	ug/L	1	04/05/23	MH	SW8260C
o-Xylene	ND	1.0	ug/L	1	04/05/23	MH	SW8260C
p-Isopropyltoluene	ND	1.0	ug/L	1	04/05/23	MH	SW8260C
sec-Butylbenzene	ND	1.0	ug/L	1	04/05/23	MH	SW8260C
Styrene	ND	1.0	ug/L	1	04/05/23	MH	SW8260C
tert-Butylbenzene	ND	1.0	ug/L	1	04/05/23	MH	SW8260C
Tetrachloroethene	ND	1.0	ug/L	1	04/05/23	MH	SW8260C
Tetrahydrofuran (THF)	ND	2.5	ug/L	1	04/05/23	MH	SW8260C
Toluene	ND	1.0	ug/L	1	04/05/23	MH	SW8260C
Total Xylenes	ND	1.0	ug/L	1	04/05/23	MH	SW8260C
trans-1,2-Dichloroethene	ND	1.0	ug/L	1	04/05/23	MH	SW8260C
trans-1,3-Dichloropropene	ND	0.40	ug/L	1	04/05/23	MH	SW8260C
trans-1,4-dichloro-2-butene	ND	5.0	ug/L	1	04/05/23	MH	SW8260C
Trichloroethene	ND	1.0	ug/L	1	04/05/23	MH	SW8260C
Trichlorofluoromethane	ND	1.0	ug/L	1	04/05/23	MH	SW8260C
Trichlorotrifluoroethane	ND	1.0	ug/L	1	04/05/23	MH	SW8260C
Vinyl chloride	ND	1.0	ug/L	1	04/05/23	MH	SW8260C
QA/QC Surrogates							
% 1,2-dichlorobenzene-d4	99		%	1	04/05/23	MH	70 - 130 %
% Bromofluorobenzene	92		%	1	04/05/23	MH	70 - 130 %
% Dibromofluoromethane	94		%	1	04/05/23	MH	70 - 130 %

Ver 1

Project ID: ROCKVILLE FMR MGP
Client ID: TB-04042023

Phoenix I.D.: CN75727

Parameter	Result	RL/ PQL	Units	Dilution	Date/Time	By	Reference
% Toluene-d8	97		%	1	04/05/23	MH	70 - 130 %

RL/PQL=Reporting/Practical Quantitation Level ND=Not Detected BRL=Below Reporting Level
QA/QC Surrogates: Surrogates are compounds (preceeded with a %) added by the lab to determine analysis efficiency. Surrogate results(%) listed in the report are not "detected" compounds.

Comments:

TRIP BLANK INCLUDED.

If you are the client above and have any questions concerning this testing, please do not hesitate to contact Phoenix Client Services at ext.200.
The contents of this report cannot be discussed with anyone other than the client listed above without their written consent.



Phyllis Shiller, Laboratory Director
April 14, 2023
Reviewed and Released by: Phyllis Shiller, Laboratory Director

Environmental Laboratories, Inc.
587 East Middle Turnpike, P.O.Box 370, Manchester, CT 06045
Tel. (860) 645-1102

QA/QC Report

April 14, 2023

QA/QC Data

SDG I.D.: GCN75724

Parameter	Blank	Blk RL	Sample Result	Dup Result	Dup RPD	LCS %	LCSD %	LCS RPD	MS %	MSD %	MS RPD	% Rec Limits	% RPD Limits
QA/QC Batch 671473 (mg/L), QC Sample No: CN75725 (CN75724, CN75725, CN75726)													
Mercury - Water	BRL	0.0002	<0.0002	<0.0002	NC	107			102	98.3	3.7	80 - 120	20
Comment:													
Additional Mercury criteria: LCS acceptance range for waters is 80-120% and for soils is 70-130%. MS acceptance range is 75-125%.													
QA/QC Batch 671345 (mg/L), QC Sample No: CN75725 (CN75724, CN75725, CN75726)													
ICP Metals - Aqueous													
Antimony	BRL	0.005	<0.005	<0.005	NC	103	105	1.9	102	103	1.0	80 - 120	20
Arsenic	BRL	0.004	<0.004	<0.004	NC	104	106	1.9	102	103	1.0	80 - 120	20
Barium	BRL	0.002	0.107	0.107	0	106	109	2.8	106	106	0.0	80 - 120	20
Beryllium	BRL	0.001	<0.001	<0.001	NC	106	108	1.9	105	105	0.0	80 - 120	20
Cadmium	BRL	0.001	<0.001	<0.001	NC	108	111	2.7	107	107	0.0	80 - 120	20
Chromium	BRL	0.001	0.001	0.001	NC	106	109	2.8	104	104	0.0	80 - 120	20
Copper	BRL	0.005	<0.005	<0.005	NC	105	108	2.8	104	104	0.0	80 - 120	20
Lead	BRL	0.001	<0.001	<0.001	NC	105	108	2.8	104	104	0.0	80 - 120	20
Nickel	BRL	0.001	0.001	0.002	NC	106	109	2.8	104	104	0.0	80 - 120	20
Selenium	BRL	0.010	<0.010	<0.010	NC	99.3	103	3.7	97.2	99.8	2.6	80 - 120	20
Silver	BRL	0.001	<0.001	<0.001	NC	98.9	102	3.1	98.0	98.1	0.1	80 - 120	20
Vanadium	BRL	0.002	<0.002	<0.002	NC	104	107	2.8	103	103	0.0	80 - 120	20
Zinc	BRL	0.004	<0.004	<0.004	NC	104	106	1.9	103	103	0.0	80 - 120	20
Comment:													
Additional Criteria: LCS acceptance range is 80-120% MS acceptance range 75-125%.													
QA/QC Batch 671348 (mg/L), QC Sample No: CN75725 5X (CN75724, CN75725, CN75726)													
ICP MS Metals - Aqueous													
Thallium	BRL	0.0005	<0.0005	<0.0005	NC	95.8	96.4	0.6	95.2	95.6	0.4	80 - 120	20
Comment:													
Additional Criteria: LCS acceptance range is 80-120% MS acceptance range 75-125%.													

Environmental Laboratories, Inc.
587 East Middle Turnpike, P.O.Box 370, Manchester, CT 06045
Tel. (860) 645-1102

QA/QC Report

April 14, 2023

QA/QC Data

SDG I.D.: GCN75724

Parameter	Blank	Blk RL	Sample Result	Dup Result	Dup RPD	LCS %	LCSD %	LCS RPD	MS %	MSD %	MS RPD	% Rec Limits	% RPD Limits
QA/QC Batch 671535A (mg/L), QC Sample No: CN72216 (CN75724, CN75725)													
Total Cyanide	BRL	0.010				98.3			92.0			90 - 110	20
Comment:													
This batch does not include a duplicate.													
Additional: LCS acceptance range is 80-120% for soils MS acceptance range 75-125% for soils													
QA/QC Batch 671874 (mg/L), QC Sample No: CN77578 (CN75726)													
Total Cyanide	BRL	0.010	<0.010	<0.010	NC	99.4			100			90 - 110	20
Comment:													
Additional: LCS acceptance range is 80-120% for soils MS acceptance range 75-125% for soils													

Environmental Laboratories, Inc.
587 East Middle Turnpike, P.O.Box 370, Manchester, CT 06045
Tel. (860) 645-1102

QA/QC Report

April 14, 2023

QA/QC Data

SDG I.D.: GCN75724

Parameter	Blank	Blk RL	LCS %	LCSD %	LCS RPD	MS %	MSD %	MS RPD	% Rec Limits	% RPD Limits	
QA/QC Batch 671377 (mg/L), QC Sample No: CN75725 (CN75724, CN75725, CN75726)											
TPH by GC (Extractable Products) - Ground Water											
Ext. Petroleum H.C. (C9-C36)	ND	0.10	109	113	3.6	109	113	3.6	60 - 120	30	
% Terphenyl (surr)	80	%	82	99	18.8	93	89	4.4	50 - 150	20	
Comment:											
Additional surrogate criteria: LCS acceptance range is 60-120% MS acceptance range 50-150%. The ETPH/DRO LCS has been normalized based on the alkane calibration.											
QA/QC Batch 671356 (ug/L), QC Sample No: CN75725 (CN75724, CN75725, CN75726)											
Semivolatiles by SIM, PAH - Ground Water											
2-Methylnaphthalene	ND	0.50	85	82	3.6	79	85	7.3	30 - 130	20	
Acenaphthene	ND	0.50	84	78	7.4	83	83	0.0	30 - 130	20	
Acenaphthylene	ND	0.10	58	72	21.5	86	84	2.4	30 - 130	20	r
Anthracene	ND	0.10	95	89	6.5	92	91	1.1	30 - 130	20	
Benz(a)anthracene	ND	0.02	99	93	6.3	94	97	3.1	30 - 130	20	
Benzo(a)pyrene	ND	0.02	106	103	2.9	108	106	1.9	30 - 130	20	
Benzo(b)fluoranthene	ND	0.02	107	96	10.8	97	101	4.0	30 - 130	20	
Benzo(ghi)perylene	ND	0.02	89	82	8.2	83	85	2.4	30 - 130	20	
Benzo(k)fluoranthene	ND	0.02	102	95	7.1	94	99	5.2	30 - 130	20	
Chrysene	ND	0.02	94	86	8.9	88	90	2.2	30 - 130	20	
Dibenz(a,h)anthracene	ND	0.02	101	91	10.4	93	95	2.1	30 - 130	20	
Fluoranthene	ND	0.50	92	85	7.9	88	88	0.0	30 - 130	20	
Fluorene	ND	0.10	90	83	8.1	88	88	0.0	30 - 130	20	
Indeno(1,2,3-cd)pyrene	ND	0.02	110	101	8.5	103	105	1.9	30 - 130	20	
Naphthalene	ND	0.50	81	81	0.0	78	85	8.6	30 - 130	20	
Phenanthrene	ND	0.06	82	76	7.6	79	79	0.0	30 - 130	20	
Pyrene	ND	0.07	87	84	3.5	87	87	0.0	30 - 130	20	
% 2-Fluorobiphenyl	79	%	79	74	6.5	76	72	5.4	30 - 130	20	
% Nitrobenzene-d5	90	%	95	87	8.8	95	98	3.1	30 - 130	20	
% Terphenyl-d14	87	%	85	78	8.6	74	67	9.9	30 - 130	20	
Comment:											
Additional 8270 criteria:20% of compounds can be outside of acceptance criteria as long as recovery is at least 10%. (Acid surrogates acceptance range for aqueous samples: 15-110%, for soils 30-130%)											
QA/QC Batch 671549 (ug/L), QC Sample No: CN75209 (CN75724, CN75726 (20X) , CN75727)											
Volatiles - Ground Water											
1,1,1,2-Tetrachloroethane	ND	1.0	107	117	8.9				70 - 130	30	
1,1,1-Trichloroethane	ND	1.0	99	109	9.6				70 - 130	30	
1,1,2,2-Tetrachloroethane	ND	0.50	105	118	11.7				70 - 130	30	
1,1,2-Trichloroethane	ND	1.0	106	116	9.0				70 - 130	30	
1,1-Dichloroethane	ND	1.0	102	112	9.3				70 - 130	30	
1,1-Dichloroethene	ND	1.0	104	112	7.4				70 - 130	30	
1,1-Dichloropropene	ND	1.0	106	117	9.9				70 - 130	30	
1,2,3-Trichlorobenzene	ND	1.0	119	133	11.1				70 - 130	30	I

QA/QC Data

SDG I.D.: GCN75724

Parameter	Blank	Blk RL	LCS %	LCSD %	LCS RPD	MS %	MSD %	MS RPD	% Rec Limits	% RPD Limits
1,2,3-Trichloropropane	ND	1.0	106	118	10.7				70 - 130	30
1,2,4-Trichlorobenzene	ND	1.0	115	130	12.2				70 - 130	30
1,2,4-Trimethylbenzene	ND	1.0	112	124	10.2				70 - 130	30
1,2-Dibromo-3-chloropropane	ND	1.0	111	126	12.7				70 - 130	30
1,2-Dibromoethane	ND	1.0	113	122	7.7				70 - 130	30
1,2-Dichlorobenzene	ND	1.0	106	118	10.7				70 - 130	30
1,2-Dichloroethane	ND	1.0	102	115	12.0				70 - 130	30
1,2-Dichloropropane	ND	1.0	103	113	9.3				70 - 130	30
1,3,5-Trimethylbenzene	ND	1.0	112	123	9.4				70 - 130	30
1,3-Dichlorobenzene	ND	1.0	106	118	10.7				70 - 130	30
1,3-Dichloropropane	ND	1.0	110	121	9.5				70 - 130	30
1,4-Dichlorobenzene	ND	1.0	105	116	10.0				70 - 130	30
2,2-Dichloropropane	ND	1.0	98	107	8.8				70 - 130	30
2-Chlorotoluene	ND	1.0	110	123	11.2				70 - 130	30
2-Hexanone	ND	5.0	97	111	13.5				70 - 130	30
2-Isopropyltoluene	ND	1.0	110	123	11.2				70 - 130	30
4-Chlorotoluene	ND	1.0	112	124	10.2				70 - 130	30
4-Methyl-2-pentanone	ND	5.0	105	117	10.8				70 - 130	30
Acetone	ND	5.0	112	118	5.2				70 - 130	30
Acrylonitrile	ND	5.0	107	114	6.3				70 - 130	30
Benzene	ND	0.70	106	116	9.0				70 - 130	30
Bromobenzene	ND	1.0	109	121	10.4				70 - 130	30
Bromochloromethane	ND	1.0	108	114	5.4				70 - 130	30
Bromodichloromethane	ND	0.50	104	116	10.9				70 - 130	30
Bromoform	ND	1.0	109	120	9.6				70 - 130	30
Bromomethane	ND	1.0	108	119	9.7				70 - 130	30
Carbon Disulfide	ND	1.0	99	106	6.8				70 - 130	30
Carbon tetrachloride	ND	1.0	102	112	9.3				70 - 130	30
Chlorobenzene	ND	1.0	105	115	9.1				70 - 130	30
Chloroethane	ND	1.0	107	115	7.2				70 - 130	30
Chloroform	ND	1.0	100	109	8.6				70 - 130	30
Chloromethane	ND	1.0	91	101	10.4				70 - 130	30
cis-1,2-Dichloroethene	ND	1.0	105	116	10.0				70 - 130	30
cis-1,3-Dichloropropene	ND	0.40	108	121	11.4				70 - 130	30
Dibromochloromethane	ND	0.50	111	122	9.4				70 - 130	30
Dibromomethane	ND	1.0	108	120	10.5				70 - 130	30
Dichlorodifluoromethane	ND	1.0	95	103	8.1				70 - 130	30
Ethylbenzene	ND	1.0	111	122	9.4				70 - 130	30
Hexachlorobutadiene	ND	0.40	109	120	9.6				70 - 130	30
Isopropylbenzene	ND	1.0	115	128	10.7				70 - 130	30
m&p-Xylene	ND	1.0	110	120	8.7				70 - 130	30
Methyl ethyl ketone	ND	5.0	88	107	19.5				70 - 130	30
Methyl t-butyl ether (MTBE)	ND	1.0	95	103	8.1				70 - 130	30
Methylene chloride	ND	1.0	100	107	6.8				70 - 130	30
Naphthalene	ND	1.0	125	143	13.4				70 - 130	30
n-Butylbenzene	ND	1.0	116	127	9.1				70 - 130	30
n-Propylbenzene	ND	1.0	111	123	10.3				70 - 130	30
o-Xylene	ND	1.0	114	126	10.0				70 - 130	30
p-Isopropyltoluene	ND	1.0	115	128	10.7				70 - 130	30
sec-Butylbenzene	ND	1.0	113	125	10.1				70 - 130	30
Styrene	ND	1.0	115	126	9.1				70 - 130	30
tert-Butylbenzene	ND	1.0	114	127	10.8				70 - 130	30
Tetrachloroethene	ND	1.0	109	118	7.9				70 - 130	30

QA/QC Data

SDG I.D.: GCN75724

Parameter	Blank	Blk RL	LCS %	LCSD %	LCS RPD	MS %	MSD %	MS RPD	% Rec Limits	% RPD Limits
Tetrahydrofuran (THF)	ND	2.5	90	98	8.5				70 - 130	30
Toluene	ND	1.0	106	118	10.7				70 - 130	30
trans-1,2-Dichloroethene	ND	1.0	103	112	8.4				70 - 130	30
trans-1,3-Dichloropropene	ND	0.40	112	124	10.2				70 - 130	30
trans-1,4-dichloro-2-butene	ND	5.0	106	120	12.4				70 - 130	30
Trichloroethene	ND	1.0	105	116	10.0				70 - 130	30
Trichlorofluoromethane	ND	1.0	101	108	6.7				70 - 130	30
Trichlorotrifluoroethane	ND	1.0	96	103	7.0				70 - 130	30
Vinyl chloride	ND	1.0	98	109	10.6				70 - 130	30
% 1,2-dichlorobenzene-d4	102	%	100	101	1.0				70 - 130	30
% Bromofluorobenzene	92	%	99	98	1.0				70 - 130	30
% Dibromofluoromethane	99	%	96	97	1.0				70 - 130	30
% Toluene-d8	98	%	100	100	0.0				70 - 130	30

Comment:

A LCS and LCS Duplicate were performed instead of a matrix spike and matrix spike duplicate.

Additional 8260 criteria: 10% of LCS/LCSD compounds can be outside of acceptance criteria as long as recovery is 40-160%, 25-160% for Chloroethane-HL and Trichlorofluoromethane-HL.

QA/QC Batch 671552 (ug/L), QC Sample No: CN75725 (CN75725)

Volatiles - Ground Water

1,1,1,2-Tetrachloroethane	ND	1.0	107	117	8.9	104	103	1.0	70 - 130	30
1,1,1-Trichloroethane	ND	1.0	99	109	9.6	105	105	0.0	70 - 130	30
1,1,2,2-Tetrachloroethane	ND	0.50	105	118	11.7	96	96	0.0	70 - 130	30
1,1,2-Trichloroethane	ND	1.0	106	116	9.0	94	94	0.0	70 - 130	30
1,1-Dichloroethane	ND	1.0	102	112	9.3	104	103	1.0	70 - 130	30
1,1-Dichloroethene	ND	1.0	104	112	7.4	109	108	0.9	70 - 130	30
1,1-Dichloropropene	ND	1.0	106	117	9.9	102	101	1.0	70 - 130	30
1,2,3-Trichlorobenzene	ND	1.0	119	133	11.1	95	93	2.1	70 - 130	30
1,2,3-Trichloropropane	ND	1.0	106	118	10.7	95	94	1.1	70 - 130	30
1,2,4-Trichlorobenzene	ND	1.0	115	130	12.2	90	85	5.7	70 - 130	30
1,2,4-Trimethylbenzene	ND	1.0	112	124	10.2	104	98	5.9	70 - 130	30
1,2-Dibromo-3-chloropropane	ND	1.0	111	126	12.7	96	97	1.0	70 - 130	30
1,2-Dibromoethane	ND	1.0	113	122	7.7	99	100	1.0	70 - 130	30
1,2-Dichlorobenzene	ND	1.0	106	118	10.7	95	94	1.1	70 - 130	30
1,2-Dichloroethane	ND	1.0	102	115	12.0	93	92	1.1	70 - 130	30
1,2-Dichloropropane	ND	1.0	103	113	9.3	99	98	1.0	70 - 130	30
1,3,5-Trimethylbenzene	ND	1.0	112	123	9.4	106	100	5.8	70 - 130	30
1,3-Dichlorobenzene	ND	1.0	106	118	10.7	94	90	4.3	70 - 130	30
1,3-Dichloropropane	ND	1.0	110	121	9.5	99	101	2.0	70 - 130	30
1,4-Dichlorobenzene	ND	1.0	105	116	10.0	93	88	5.5	70 - 130	30
2,2-Dichloropropane	ND	1.0	98	107	8.8	98	96	2.1	70 - 130	30
2-Chlorotoluene	ND	1.0	110	123	11.2	105	102	2.9	70 - 130	30
2-Hexanone	ND	5.0	97	111	13.5	86	84	2.4	70 - 130	30
2-Isopropyltoluene	ND	1.0	110	123	11.2	107	100	6.8	70 - 130	30
4-Chlorotoluene	ND	1.0	112	124	10.2	102	98	4.0	70 - 130	30
4-Methyl-2-pentanone	ND	5.0	105	117	10.8	87	91	4.5	70 - 130	30
Acetone	ND	5.0	112	118	5.2	94	98	4.2	70 - 130	30
Acrylonitrile	ND	5.0	107	114	6.3	91	93	2.2	70 - 130	30
Benzene	ND	0.70	106	116	9.0	106	104	1.9	70 - 130	30
Bromobenzene	ND	1.0	109	121	10.4	104	102	1.9	70 - 130	30
Bromochloromethane	ND	1.0	108	114	5.4	97	96	1.0	70 - 130	30
Bromodichloromethane	ND	0.50	104	116	10.9	99	98	1.0	70 - 130	30
Bromoform	ND	1.0	109	120	9.6	96	99	3.1	70 - 130	30

QA/QC Data

SDG I.D.: GCN75724

Parameter	Blank	Blk RL	LCS %	LCSD %	LCS RPD	MS %	MSD %	MS RPD	% Rec Limits	% RPD Limits
Bromomethane	ND	1.0	108	119	9.7	78	100	24.7	70 - 130	30
Carbon Disulfide	ND	1.0	99	106	6.8	99	97	2.0	70 - 130	30
Carbon tetrachloride	ND	1.0	102	112	9.3	107	106	0.9	70 - 130	30
Chlorobenzene	ND	1.0	105	115	9.1	100	98	2.0	70 - 130	30
Chloroethane	ND	1.0	107	115	7.2	113	110	2.7	70 - 130	30
Chloroform	ND	1.0	100	109	8.6	97	96	1.0	70 - 130	30
Chloromethane	ND	1.0	91	101	10.4	92	90	2.2	70 - 130	30
cis-1,2-Dichloroethene	ND	1.0	105	116	10.0	105	103	1.9	70 - 130	30
cis-1,3-Dichloropropene	ND	0.40	108	121	11.4	99	99	0.0	70 - 130	30
Dibromochloromethane	ND	0.50	111	122	9.4	101	101	0.0	70 - 130	30
Dibromomethane	ND	1.0	108	120	10.5	98	96	2.1	70 - 130	30
Dichlorodifluoromethane	ND	1.0	95	103	8.1	90	85	5.7	70 - 130	30
Ethylbenzene	ND	1.0	111	122	9.4	108	105	2.8	70 - 130	30
Hexachlorobutadiene	ND	0.40	109	120	9.6	85	73	15.2	70 - 130	30
Isopropylbenzene	ND	1.0	115	128	10.7	116	110	5.3	70 - 130	30
m&p-Xylene	ND	1.0	110	120	8.7	105	100	4.9	70 - 130	30
Methyl ethyl ketone	ND	5.0	88	107	19.5	71	78	9.4	70 - 130	30
Methyl t-butyl ether (MTBE)	ND	1.0	95	103	8.1	83	84	1.2	70 - 130	30
Methylene chloride	ND	1.0	100	107	6.8	93	93	0.0	70 - 130	30
Naphthalene	ND	1.0	125	143	13.4	119	110	7.9	70 - 130	30
n-Butylbenzene	ND	1.0	116	127	9.1	91	80	12.9	70 - 130	30
n-Propylbenzene	ND	1.0	111	123	10.3	104	97	7.0	70 - 130	30
o-Xylene	ND	1.0	114	126	10.0	109	108	0.9	70 - 130	30
p-Isopropyltoluene	ND	1.0	115	128	10.7	102	93	9.2	70 - 130	30
sec-Butylbenzene	ND	1.0	113	125	10.1	106	98	7.8	70 - 130	30
Styrene	ND	1.0	115	126	9.1	106	104	1.9	70 - 130	30
tert-Butylbenzene	ND	1.0	114	127	10.8	115	109	5.4	70 - 130	30
Tetrachloroethene	ND	1.0	109	118	7.9	100	92	8.3	70 - 130	30
Tetrahydrofuran (THF)	ND	2.5	90	98	8.5	75	78	3.9	70 - 130	30
Toluene	ND	1.0	106	118	10.7	105	101	3.9	70 - 130	30
trans-1,2-Dichloroethene	ND	1.0	103	112	8.4	105	102	2.9	70 - 130	30
trans-1,3-Dichloropropene	ND	0.40	112	124	10.2	98	98	0.0	70 - 130	30
trans-1,4-dichloro-2-butene	ND	5.0	106	120	12.4	86	88	2.3	70 - 130	30
Trichloroethene	ND	1.0	105	116	10.0	107	102	4.8	70 - 130	30
Trichlorofluoromethane	ND	1.0	101	108	6.7	101	99	2.0	70 - 130	30
Trichlorotrifluoroethane	ND	1.0	96	103	7.0	87	81	7.1	70 - 130	30
Vinyl chloride	ND	1.0	98	109	10.6	105	102	2.9	70 - 130	30
% 1,2-dichlorobenzene-d4	102	%	100	101	1.0	98	98	0.0	70 - 130	30
% Bromofluorobenzene	92	%	99	98	1.0	96	97	1.0	70 - 130	30
% Dibromofluoromethane	99	%	96	97	1.0	94	93	1.1	70 - 130	30
% Toluene-d8	98	%	100	100	0.0	100	100	0.0	70 - 130	30

Comment:

Additional 8260 criteria: 10% of LCS/LCSD compounds can be outside of acceptance criteria as long as recovery is 40-160%, 25-160% for Chloroethane-HL and Trichlorofluoromethane-HL.

QA/QC Batch 671824 (ug/L), QC Sample No: CN77208 (CN75726 (200X))

Volatiles - Ground Water

Benzene	ND	0.70	100	102	2.0	108	105	2.8	70 - 130	30
Naphthalene	ND	1.0	104	104	0.0	104	105	1.0	70 - 130	30
% 1,2-dichlorobenzene-d4	100	%	97	98	1.0	100	98	2.0	70 - 130	30
% Bromofluorobenzene	88	%	97	98	1.0	97	97	0.0	70 - 130	30
% Dibromofluoromethane	95	%	95	95	0.0	96	94	2.1	70 - 130	30
% Toluene-d8	96	%	98	100	2.0	101	100	1.0	70 - 130	30

QA/QC Data

SDG I.D.: GCN75724

Parameter	Blank	Blk RL	LCS %	LCSD %	LCS RPD	MS %	MSD %	MS RPD	% Rec Limits	% RPD Limits

Comment:

Additional 8260 criteria: 10% of LCS/LCSD compounds can be outside of acceptance criteria as long as recovery is 40-160%, 25-160% for Chloroethane-HL and Trichlorofluoromethane-HL.

l = This parameter is outside laboratory LCS/LCSD specified recovery limits.
r = This parameter is outside laboratory RPD specified recovery limits.

If there are any questions regarding this data, please call Phoenix Client Services at extension 200.

RPD - Relative Percent Difference
LCS - Laboratory Control Sample
LCSD - Laboratory Control Sample Duplicate
MS - Matrix Spike
MS Dup - Matrix Spike Duplicate
NC - No Criteria
Intf - Interference

Phyllis Shiller, Laboratory Director
April 14, 2023

Friday, April 14, 2023
Criteria: CT: GBM, GWP
State: CT

Sample Criteria Exceedances Report

GCN75724 - GEI

SampNo	Acode	Phoenix Analyte	Criteria	Result	RL	Criteria	RL Criteria	Analysis Units
CN75724	$8260GWR	1,2-Dibromo-3-chloropropane	CT / RSR GWPC (ug/l) / APS Organics	ND	1.0	0.2	0.2	ug/L
CN75724	$8260GWR	1,2-Dibromoethane	CT / RSR GWPC (ug/l) / Volatiles	ND	1.0	0.05	0.05	ug/L
CN75724	$8260GWR	Acrylonitrile	CT / RSR GWPC (ug/l) / Volatiles	ND	1.0	0.5	0.5	ug/L
CN75725	$8260GWR	1,2-Dibromo-3-chloropropane	CT / RSR GWPC (ug/l) / APS Organics	ND	1.0	0.2	0.2	ug/L
CN75725	$8260GWR	1,2-Dibromoethane	CT / RSR GWPC (ug/l) / Volatiles	ND	1.0	0.05	0.05	ug/L
CN75725	$8260GWR	Acrylonitrile	CT / RSR GWPC (ug/l) / Volatiles	ND	1.0	0.5	0.5	ug/L
CN75726	$8100CTSIMR	2-Methylnaphthalene	CT / RSR GWPC (ug/l) / APS Organics	49	0.09	28	28	ug/L
CN75726	$8100CTSIMR	Indeno(1,2,3-cd)pyrene	CT / RSR GWPC (ug/l) / APS Organics	0.13	0.09	0.1	0.1	ug/L
CN75726	$8100CTSIMR	Benz(a)anthracene	CT / RSR GWPC (ug/l) / Semivolatiles	0.42	0.05	0.06	0.06	ug/L
CN75726	$8100CTSIMR	Benzo(b)fluoranthene	CT / RSR GWPC (ug/l) / Semivolatiles	0.13	0.07	0.08	0.08	ug/L
CN75726	$8100CTSIMR	Naphthalene	CT / RSR GWPC (ug/l) / Semivolatiles	870	0.94	280	280	ug/L
CN75726	$8100CTSIMR	Benzo(a)pyrene	CT / RSR GWPC (ug/l) / Semivolatiles	0.37	0.19	0.2	0.2	ug/L
CN75726	$8260GWR	2-Hexanone	CT / RSR GWPC (ug/l) / APS Organics	ND	100	35	35	ug/L
CN75726	$8260GWR	Bromomethane	CT / RSR GWPC (ug/l) / APS Organics	ND	20	3.5	3.5	ug/L
CN75726	$8260GWR	Carbon Disulfide	CT / RSR GWPC (ug/l) / APS Organics	ND	100	40	40	ug/L
CN75726	$8260GWR	1,2-Dibromo-3-chloropropane	CT / RSR GWPC (ug/l) / APS Organics	ND	20	0.2	0.2	ug/L
CN75726	$8260GWR	Chloroethane	CT / RSR GWPC (ug/l) / APS Organics	ND	20	7.4	7.4	ug/L
CN75726	$8260GWR	Hexachlorobutadiene	CT / RSR GWPC (ug/l) / APS Organics	ND	8.0	7.4	7.4	ug/L
CN75726	$8260GWR	Bromodichloromethane	CT / RSR GWPC (ug/l) / APS Organics	ND	10	1	1	ug/L
CN75726	$8260GWR	Tetrahydrofuran (THF)	CT / RSR GWPC (ug/l) / APS Organics	ND	50	4	4	ug/L
CN75726	$8260GWR	Chloromethane	CT / RSR GWPC (ug/l) / APS Organics	ND	20	18	18	ug/L
CN75726	$8260GWR	Naphthalene	CT / RSR GWPC (ug/l) / Semivolatiles	920	200	280	280	ug/L
CN75726	$8260GWR	1,1,1,2-Tetrachloroethane	CT / RSR GWPC (ug/l) / Volatiles	ND	20	1	1	ug/L
CN75726	$8260GWR	1,2-Dibromoethane	CT / RSR GWPC (ug/l) / Volatiles	ND	20	0.05	0.05	ug/L
CN75726	$8260GWR	1,1,2,2-Tetrachloroethane	CT / RSR GWPC (ug/l) / Volatiles	ND	10	0.5	0.5	ug/L
CN75726	$8260GWR	1,1,2-Trichloroethane	CT / RSR GWPC (ug/l) / Volatiles	ND	20	5	5	ug/L
CN75726	$8260GWR	1,1-Dichloroethene	CT / RSR GWPC (ug/l) / Volatiles	ND	20	7	7	ug/L
CN75726	$8260GWR	Methylene chloride	CT / RSR GWPC (ug/l) / Volatiles	ND	20	5	5	ug/L
CN75726	$8260GWR	Vinyl chloride	CT / RSR GWPC (ug/l) / Volatiles	ND	20	2	2	ug/L
CN75726	$8260GWR	Acrylonitrile	CT / RSR GWPC (ug/l) / Volatiles	ND	20	0.5	0.5	ug/L
CN75726	$8260GWR	Tetrachloroethene	CT / RSR GWPC (ug/l) / Volatiles	ND	20	5	5	ug/L
CN75726	$8260GWR	1,2-Dichloroethane	CT / RSR GWPC (ug/l) / Volatiles	ND	12	1	1	ug/L
CN75726	$8260GWR	Dibromochloromethane	CT / RSR GWPC (ug/l) / Volatiles	ND	10	0.5	0.5	ug/L
CN75726	$8260GWR	Chloroform	CT / RSR GWPC (ug/l) / Volatiles	ND	20	6	6	ug/L
CN75726	$8260GWR	Carbon tetrachloride	CT / RSR GWPC (ug/l) / Volatiles	ND	20	5	5	ug/L
CN75726	$8260GWR	Bromoform	CT / RSR GWPC (ug/l) / Volatiles	ND	20	4	4	ug/L
CN75726	$8260GWR	Benzene	CT / RSR GWPC (ug/l) / Volatiles	1000	140	1	1	ug/L
CN75726	$8260GWR	1,2-Dichloropropane	CT / RSR GWPC (ug/l) / Volatiles	ND	20	5	5	ug/L
CN75726	$8260GWR	Trichloroethene	CT / RSR GWPC (ug/l) / Volatiles	ND	20	5	5	ug/L
CN75726	$ETPH_WMR	Ext. Petroleum H.C. (C9-C36)	CT / PCB's / GB PMC (mg/L)	2.2	0.069	1	1	mg/L

Friday, April 14, 2023

Criteria: CT: GBM, GWP

State: CT

Sample Criteria Exceedances Report

GCN75724 - GEI

SampNo	Acode	Phoenix Analyte	Criteria	Result	RL	Criteria	RL Criteria	Analysis Units
CN75726	$ETPH_WMR	Ext. Petroleum H.C. (C9-C36)	CT / RSR GWPC (ug/l) / Pest/PCB/TPH	2.2	0.069	0.25	0.25	mg/L
CN75726	$ETPH_WMR	Ext. Petroleum H.C. (C9-C36)	CT / RSR GWPC (ug/l) / Pest/PCB/TPH	2.2	0.069	0.5	0.5	mg/L
CN75727	$8260GWR	1,2-Dibromo-3-chloropropane	CT / RSR GWPC (ug/l) / APS Organics	ND	1.0	0.2	0.2	ug/L
CN75727	$8260GWR	Acrylonitrile	CT / RSR GWPC (ug/l) / Volatiles	ND	1.0	0.5	0.5	ug/L
CN75727	$8260GWR	1,2-Dibromoethane	CT / RSR GWPC (ug/l) / Volatiles	ND	1.0	0.05	0.05	ug/L

Phoenix Laboratories does not assume responsibility for the data contained in this exceedance report. It is provided as an additional tool to identify requested criteria exceedences. All efforts are made to ensure the accuracy of the data (obtained from appropriate agencies). A lack of exceedence information does not necessarily suggest conformance to the criteria. It is ultimately the site professional's responsibility to determine appropriate compliance.

REASONABLE CONFIDENCE PROTOCOL
LABORATORY ANALYSIS QA/QC CERTIFICATION FORM

Laboratory Name: Phoenix Environmental Labs, Inc. ***Client:*** GEI Consultants

Project Location: ROCKVILLE FMR MGP ***Project Number:***

Laboratory Sample ID(s): CN75724-CN75727 ***Sampling Date(s):*** 4/4/2023

List RCP Methods Used (e.g., 8260, 8270, et cetera) 6010, 7470/7471, 8260, 8270, ETPH

1	**For each analytical method referenced in this laboratory report package, were all specified QA/QC performance criteria followed, including the requirement to explain any criteria falling outside of acceptable guidelines, as specified in the CT DEP method-specific Reasonable Confidence Protocol documents?**	☑ Yes ☐ No
1A	**Were the method specified preservation and holding time requirements met?**	☑ Yes ☐ No
1B	***VPH and EPH methods only:*** **Was the VPH or EPH method conducted without significant modifications (see section 11.3 of respective RCP methods)**	☐ Yes ☐ No ☑ NA
2	**Were all samples received by the laboratory in a condition consistent with that described on the associated Chain-of-Custody document(s)?**	☑ Yes ☐ No
3	**Were samples received at an appropriate temperature (< 6 Degrees C)?**	☑ Yes ☐ No ☐ NA
4	**Were all QA/QC performance criteria specified in the Reasonable Confidence Protocol documents acheived? See Sections: SVOASIM Narration, VOA Narration.**	☐ Yes ☑ No
5	**a) Were reporting limits specified or referenced on the chain-of-custody?** **b) Were these reporting limits met?**	☑ Yes ☐ No ☑ Yes ☐ No
6	**For each analytical method referenced in this laboratory report package, were results reported for all constituents identified in the method-specific analyte lists presented in the Reasonable Confidence Protocol documents?**	☐ Yes ☑ No
7	**Are project-specific matrix spikes and laboratory duplicates included in the data set?**	☑ Yes ☐ No

Notes: For all questions to which the response was "No" (with the exception of question #7), additional information must be provided in an attached narrative. If the answer to question #1, #1A or 1B is "No", the data package does not meet the requirements for "Reasonable Confidence". This form may not be altered and all questions must be answered.

I, the undersigned, attest under the pains and penalties of perjury that, to the best of my knowledge and belief and based upon my personal inquiry of those responsible for providing the information contained in this analytical report, such information is accurate and complete.

Authorized Signature: Rashmi Makol **Position:** Project Manager

Printed Name: Rashmi Makol **Date:** Friday, April 14, 2023

Name of Laboratory Phoenix Environmental Labs, Inc.

This certification form is to be used for RCP methods only.

CTDEP RCP Laboratory Analysis QA/QC Certification Form - November 2007
Laboratory Quality Assurance and Quality Control Guidance Reasonable Confidence Protocols

Environmental Laboratories, Inc.
587 East Middle Turnpike, P.O.Box 370, Manchester, CT 06045
Tel. (860) 645-1102 Fax (860) 645-0823

NY # 11301

RCP Certification Report

April 14, 2023

SDG I.D.: GCN75724

SDG Comments

8270 Semi-volatile Organics:
The client requested a short list for 8270 RCP Semivolatile. Only the PAH constituents are reported as requested on the chain-of-custody.

Volatile 8260 analysis:
1,2-Dibromoethane and 1,2-Dibromo-3-chloropropane do not meet the GWP these compounds are analyzed by GC/ECD to achieve this criteria.

Sample(CN75726) required a dilution for Volatiles due to the presence of target and/or non-target compounds. This resulted in elevated reporting limits that exceed the requested criteria for one or more analytes.

Cyanide Narration

Were all QA/QC performance criteria specified in the Reasonable Confidence Protocol documents achieved? Yes.

Instrument:

LACHAT 04/11/23-1 Catherine Lundigan, Greg Danielewski, Chemist 04/11/23

CN75724 , CN75725 , CN75726

The samples were distilled in accordance with the method.
The initial calibration met criteria.

The calibration check standards (ICV,CCV) were within 15% of true value and were analyzed at a frequencey of one per ten samples.
The continuing calibration blanks (ICB,CCB) had concentrations less than the reporting level.

The method blank, laboratory control sample (LCS), and matrix spike were distilled with the samples.

QC (Batch Specific):

Batch 671535A (CN72216)

CN75724, CN75725

All LCS recoveries were within 90 - 110 with the following exceptions: None.
This batch does not include a duplicate.
Additional: LCS acceptance range is 80-120% for soils MS acceptance range 75-125% for soils

Batch 671874 (CN77578)

CN75726

All LCS recoveries were within 90 - 110 with the following exceptions: None.
Additional: LCS acceptance range is 80-120% for soils MS acceptance range 75-125% for soils

ETPH Narration

Were all QA/QC performance criteria specified in the Reasonable Confidence Protocol documents achieved? Yes.

Instrument:

AU-XL1 04/06/23-1 Jeff Bucko, Chemist 04/06/23

CN75724 (1X), CN75725 (1X), CN75726 (1X)

The initial calibration (ETPH314I) RSD for the compound list was less than 30% except for the following compounds: None.

Environmental Laboratories, Inc.
587 East Middle Turnpike, P.O.Box 370, Manchester, CT 06045
Tel. (860) 645-1102 Fax (860) 645-0823

NY # 11301

RCP Certification Report

April 14, 2023

SDG I.D.: GCN75724

ETPH Narration

As per section 7.2.3, a discrimination check standard was run (406A005_1) and contained the following outliers: None.
The continuing calibration %D for the compound list was less than 30% except for the following compounds:None.

QC (Site Specific):

Batch 671377 (CN75725)

CN75724, CN75725, CN75726

All LCS recoveries were within 60 - 120 with the following exceptions: None.
All LCSD recoveries were within 60 - 120 with the following exceptions: None.
All LCS/LCSD RPDs were less than 30% with the following exceptions: None.
All MS recoveries were within 50 - 150 with the following exceptions: None.
All MSD recoveries were within 50 - 150 with the following exceptions: None.
All MS/MSD RPDs were less than 30% with the following exceptions: None.
Additional surrogate criteria: LCS acceptance range is 60-120% MS acceptance range 50-150%. The ETPH/DRO LCS has been normalized based on the alkane calibration.

Mercury Narration

Were all QA/QC performance criteria specified in the analytical method achieved? Yes.

Instrument:

MERLIN 04/07/23 09:00 Paul Marshall, Chemist 04/07/23

CN75724, CN75725, CN75726

The method preparation blank, ICB, and CCBs contain all of the acids and reagents as the samples.
The initial calibration met all criteria including a standard run at or below the reporting level.
All calibration verification standards (ICV, CCV) met criteria.
All calibration blank verification standards (ICB, CCB) met criteria.
The matrix spike sample is used to identify spectral interference for each batch of samples, if within 85-115%, no interference is observed and no further action is taken.
The following Initial Calibration Verification (ICV) compounds did not meet criteria: None.
The following Continuing Calibration Verification (CCV) compounds did not meet criteria: None.

QC (Site Specific):

Batch 671473 (CN75725)

CN75724, CN75725, CN75726

All LCS recoveries were within 80 - 120 with the following exceptions: None.
All MS recoveries were within 75 - 125 with the following exceptions: None.
All MSD recoveries were within 75 - 125 with the following exceptions: None.
All MS/MSD RPDs were less than 20% with the following exceptions: None.
Additional Mercury criteria: LCS acceptance range for waters is 80-120% and for soils is 70-130%. MS acceptance range is 75-125%.

ICP Metals Narration

Were all QA/QC performance criteria specified in the analytical method achieved? Yes.

Instrument:

Environmental Laboratories, Inc.
587 East Middle Turnpike, P.O.Box 370, Manchester, CT 06045
Tel. (860) 645-1102 Fax (860) 645-0823

ACCREDITED IN ACCORDANCE WITH nelac NY # 11301

Certification Report

April 14, 2023

SDG I.D.: GCN75724

ICP Metals Narration

ARCOS 04/10/23 08:52 Cindy Pearce, Chemist 04/10/23

CN75724, CN75725, CN75726

Additional criteria for CCV and ICSAB:
Sodium and Potassium are poor performing elements, the laboratory's in-house limits are 85-115% (CCV) and 70-130% (ICSAB).The linear range is defined daily by the calibration range.
The following Initial Calibration Verification (ICV) compounds did not meet criteria: None.
The following Continuing Calibration Verification (CCV) compounds did not meet criteria: None.
The following ICP Interference Check (ICSAB) compounds did not meet criteria: None.

QC (Site Specific):

Batch 671345 (CN75725)

CN75724, CN75725, CN75726

All LCS recoveries were within 80 - 120 with the following exceptions: None.
All LCSD recoveries were within 80 - 120 with the following exceptions: None.
All LCS/LCSD RPDs were less than 20% with the following exceptions: None.
All MS recoveries were within 75 - 125 with the following exceptions: None.
All MSD recoveries were within 75 - 125 with the following exceptions: None.
All MS/MSD RPDs were less than 20% with the following exceptions: None.
Additional Criteria: LCS acceptance range is 80-120% MS acceptance range 75-125%.

ICPMS Metals Narration

Were all QA/QC performance criteria specified in the analytical method achieved? Yes.

Instrument:

ICPMS 04/07/23 09:38 Cindy Pearce, Chemist 04/07/23

CN75724, CN75725, CN75726

The linear range is defined daily by the calibration range.
The following Initial Calibration Verification (ICV) compounds did not meet criteria: None.
The following Continuing Calibration Verification (CCV) compounds did not meet criteria: None.
The following samples did not meet internal standard criteria: None.

QC (Site Specific):

Batch 671348 (CN75725)

CN75724, CN75725, CN75726

All LCS recoveries were within 80 - 120 with the following exceptions: None.
All LCSD recoveries were within 80 - 120 with the following exceptions: None.
All LCS/LCSD RPDs were less than 20% with the following exceptions: None.
All MS recoveries were within 75 - 125 with the following exceptions: None.
All MSD recoveries were within 75 - 125 with the following exceptions: None.
All MS/MSD RPDs were less than 20% with the following exceptions: None.
Additional Criteria: LCS acceptance range is 80-120% MS acceptance range 75-125%.

SVOA Narration

Were all QA/QC performance criteria specified in the Reasonable Confidence Protocol documents achieved? Yes.

Environmental Laboratories, Inc.
587 East Middle Turnpike, P.O.Box 370, Manchester, CT 06045
Tel. (860) 645-1102 Fax (860) 645-0823

ACCREDITED IN ACCORDANCE WITH nelac NY # 11301

RCP Certification Report

April 14, 2023

SDG I.D.: GCN75724

SVOA Narration

Instrument:

CHEM28 04/07/23-2 Matt Richard, Chemist 04/07/23

CN75726 (1X, 10X)

For 8270 full list, the DDT breakdown and pentachlorophenol & benzidine peak tailing were evaluated in the DFTPP tune and were found to be in control.
For 8270 BN list, benzidine peak tailing was evaluated in the DFTPP tune and was found to be in control.

Initial Calibration Evaluation (CHEM28/28_SPLIT_0406):
100% of target compounds met criteria.
The following compounds had %RSDs >20%: None.
The following compounds did not meet recommended response factors: None.
The following compounds did not meet a minimum response factors: None.

Continuing Calibration Verification (CHEM28/0407_03-28_SPLIT_0406):
Internal standard areas were within 50 to 200% of the initial calibration with the following exceptions: None.
100% of target compounds met criteria.
The following compounds did not meet % deviation criteria: None.
The following compounds did not meet maximum % deviations: None.
The following compounds did not meet recommended response factors: None.
The following compounds did not meet minimum response factors: None.

QC (Site Specific):

Batch 671356 (CN75725)

CN75724, CN75725, CN75726

All LCS recoveries were within 30 - 130 with the following exceptions: None.
All LCSD recoveries were within 30 - 130 with the following exceptions: None.
All LCS/LCSD RPDs were less than 20% with the following exceptions: Acenaphthylene(21.5%)
All MS recoveries were within 30 - 130 with the following exceptions: None.
All MSD recoveries were within 30 - 130 with the following exceptions: None.
All MS/MSD RPDs were less than 20% with the following exceptions: None.
Additional 8270 criteria:20% of compounds can be outside of acceptance criteria as long as recovery is at least 10%. (Acid surrogates acceptance range for aqueous samples: 15-110%, for soils 30-130%)
Additional 8270 criteria: 20% of compounds can be outside of acceptance criteria as long as recovery is at least 10%. (Acid surrogates acceptance range for aqueous samples: 15-110%, for soils 30-130%)

SVOASIM Narration

Were all QA/QC performance criteria specified in the Reasonable Confidence Protocol documents achieved? No.

QC Batch 671356 (Samples: CN75724, CN75725, CN75726): -----

The LCS/LCSD RPD exceeds the method criteria for one or more analytes, therefore there may be variability in the reported result. (Acenaphthylene)

Instrument:

CHEM33 04/06/23-2 Keith Aloisa, Chemist 04/06/23

CN75724 (1X), CN75725 (1X), CN75726 (1X)

Environmental Laboratories, Inc.
587 East Middle Turnpike, P.O.Box 370, Manchester, CT 06045
Tel. (860) 645-1102 Fax (860) 645-0823

NY # 11301

RCP Certification Report

April 14, 2023

SDG I.D.: GCN75724

SVOASIM Narration

Initial Calibration Evaluation (CHEM33/33_PAHSIM_0324):
100% of target compounds met criteria.
The following compounds had %RSDs >20%: None.
The following compounds did not meet recommended response factors: None.
The following compounds did not meet a minimum response factors: None.

Continuing Calibration Verification (CHEM33/0406_28-33_PAHSIM_0324):
Internal standard areas were within 50 to 200% of the initial calibration with the following exceptions: None.
100% of target compounds met criteria.
The following compounds did not meet % deviation criteria: None.
The following compounds did not meet maximum % deviations: None.
The following compounds did not meet recommended response factors: None.
The following compounds did not meet minimum response factors: None.

QC (Site Specific):

Batch 671356 (CN75725)

CN75724, CN75725, CN75726

All LCS recoveries were within 30 - 130 with the following exceptions: None.
All LCSD recoveries were within 30 - 130 with the following exceptions: None.
All LCS/LCSD RPDs were less than 20% with the following exceptions: Acenaphthylene(21.5%)
All MS recoveries were within 30 - 130 with the following exceptions: None.
All MSD recoveries were within 30 - 130 with the following exceptions: None.
All MS/MSD RPDs were less than 20% with the following exceptions: None.
Additional 8270 criteria:20% of compounds can be outside of acceptance criteria as long as recovery is at least 10%. (Acid surrogates acceptance range for aqueous samples: 15-110%, for soils 30-130%)

VOA Narration

Were all QA/QC performance criteria specified in the Reasonable Confidence Protocol documents achieved? No.

QC Batch 671549 (Samples: CN75724, CN75726, CN75727): -----

The LCS and/or the LCSD recovery is above the upper range for one or more analytes that were not reported in the sample(s), therefore no significant bias is suspected. (1,2,3-Trichlorobenzene)

The LCS and/or the LCSD recovery is above the upper range, therefore a slight high bias is possible. (Naphthalene)

QC Batch 671552 (Samples: CN75725): -----

The LCS and/or the LCSD recovery is above the upper range for one or more analytes that were not reported in the sample(s), therefore no significant bias is suspected. (1,2,3-Trichlorobenzene, Naphthalene)

Instrument:

CHEM17 04/05/23-1 Michael Hahn, Chemist 04/05/23

CN75724 (1X), CN75726 (20X), CN75727 (1X)

Chem 17 is a 25ml purge instrument. The laboratory minimum response factor is set at 0.01 instead of 0.05 for the 25ml purge instruments.

Environmental Laboratories, Inc.
587 East Middle Turnpike, P.O.Box 370, Manchester, CT 06045
Tel. (860) 645-1102 Fax (860) 645-0823

ACCREDITED IN ACCORDANCE WITH nelac NY # 11301

RCP Certification Report

April 14, 2023

SDG I.D.: GCN75724

VOA Narration

EPA method 8260D Table 4 supports this approach.

Initial Calibration Evaluation (CHEM17/VT-032223B):
96% of target compounds met criteria.
The following compounds had %RSDs >20%: Naphthalene 26% (20%), Tetrahydrofuran (THF) 27% (20%), trans-1,4-dichloro-2-butene 21% (20%)
The following compounds did not meet Table 4 recommended minimum response factors: 1,2-Dibromo-3-chloropropane 0.035 (0.05), 2-Hexanone 0.045 (0.1), 4-Methyl-2-pentanone 0.065 (0.1), Acetone 0.029 (0.1), Acrylonitrile 0.040 (0.05), Bromoform 0.087 (0.1), Methyl ethyl ketone 0.053 (0.1), Tetrahydrofuran (THF) 0.034 (0.05)
The following compounds did not meet the minimum response factor of 0.05: 1,2-Dibromo-3-chloropropane 0.035 (0.05), 2-Hexanone 0.045 (0.05), Acetone 0.029 (0.05), Acrylonitrile 0.040 (0.05), Tetrahydrofuran (THF) 0.034 (0.05)

Continuing Calibration Verification (CHEM17/0405_02-VT-032223B):
Internal standard areas were within 50 to 200% of the initial calibration with the following exceptions: None.
100% of target compounds met criteria.
The following compounds did not meet % deviation criteria: None.
The following compounds did not meet maximum % deviations: None.
The following compounds did not meet Table 4 recommended minimum response factors: 1,2-Dibromo-3-chloropropane 0.036 (0.05), 2-Hexanone 0.041 (0.05), Acetone 0.030 (0.05), Acrylonitrile 0.039 (0.05), Methyl ethyl ketone 0.048 (0.05), Tetrahydrofuran (THF) 0.027 (0.05)

CHEM17 04/05/23-3 Michael Hahn, Chemist 04/05/23

CN75725 (1X)

Chem 17 is a 25ml purge instrument. The laboratory minimum response factor is set at 0.01 instead of 0.05 for the 25ml purge instruments.
EPA method 8260D Table 4 supports this approach.

Initial Calibration Evaluation (CHEM17/VT-032223B):
96% of target compounds met criteria.
The following compounds had %RSDs >20%: Naphthalene 26% (20%), Tetrahydrofuran (THF) 27% (20%), trans-1,4-dichloro-2-butene 21% (20%)
The following compounds did not meet Table 4 recommended minimum response factors: 1,2-Dibromo-3-chloropropane 0.035 (0.05), 2-Hexanone 0.045 (0.1), 4-Methyl-2-pentanone 0.065 (0.1), Acetone 0.029 (0.1), Acrylonitrile 0.040 (0.05), Bromoform 0.087 (0.1), Methyl ethyl ketone 0.053 (0.1), Tetrahydrofuran (THF) 0.034 (0.05)
The following compounds did not meet the minimum response factor of 0.05: 1,2-Dibromo-3-chloropropane 0.035 (0.05), 2-Hexanone 0.045 (0.05), Acetone 0.029 (0.05), Acrylonitrile 0.040 (0.05), Tetrahydrofuran (THF) 0.034 (0.05)

Continuing Calibration Verification (CHEM17/0405_02-VT-032223B):
Internal standard areas were within 50 to 200% of the initial calibration with the following exceptions: None.
100% of target compounds met criteria.
The following compounds did not meet % deviation criteria: None.
The following compounds did not meet maximum % deviations: None.
The following compounds did not meet Table 4 recommended minimum response factors: 1,2-Dibromo-3-chloropropane 0.036 (0.05), 2-Hexanone 0.041 (0.05), Acetone 0.030 (0.05), Acrylonitrile 0.039 (0.05), Methyl ethyl ketone 0.048 (0.05), Tetrahydrofuran (THF) 0.027 (0.05)

CHEM17 04/06/23-2 Michael Hahn, Chemist 04/06/23

CN75726 (200X)

Chem 17 is a 25ml purge instrument. The laboratory minimum response factor is set at 0.01 instead of 0.05 for the 25ml purge instruments.

Environmental Laboratories, Inc.
587 East Middle Turnpike, P.O.Box 370, Manchester, CT 06045
Tel. (860) 645-1102 Fax (860) 645-0823

NY # 11301

RCP Certification Report

April 14, 2023

SDG I.D.: GCN75724

VOA Narration

EPA method 8260D Table 4 supports this approach.

Initial Calibration Evaluation (CHEM17/VT-032223B):
96% of target compounds met criteria.
The following compounds had %RSDs >20%: Naphthalene 26% (20%)
The following compounds did not meet Table 4 recommended minimum response factors: None.
The following compounds did not meet the minimum response factor of 0.05: None.

Continuing Calibration Verification (CHEM17/0406_29-VT-032223B):
Internal standard areas were within 50 to 200% of the initial calibration with the following exceptions: None.
100% of target compounds met criteria.
The following compounds did not meet % deviation criteria: None.
The following compounds did not meet maximum % deviations: None.
The following compounds did not meet Table 4 recommended minimum response factors: None.

QC (Batch Specific):

Batch 671549 (CN75209) CHEM17 4/5/2023-1

CN75724(1X), CN75726(20X), CN75727(1X)

All LCS recoveries were within 70 - 130 with the following exceptions: None.
All LCSD recoveries were within 70 - 130 with the following exceptions: 1,2,3-Trichlorobenzene(133%), Naphthalene(143%)
All LCS/LCSD RPDs were less than 30% with the following exceptions: None.
A LCS and LCS Duplicate were performed instead of a matrix spike and matrix spike duplicate.
Additional 8260 criteria: 10% of LCS/LCSD compounds can be outside of acceptance criteria as long as recovery is 40-160%, 25-160% for Chloroethane-HL and Trichlorofluoromethane-HL.

Batch 671824 (CN77208) CHEM17 4/6/2023-2

CN75726(200X)

All LCS recoveries were within 70 - 130 with the following exceptions: None.
All LCSD recoveries were within 70 - 130 with the following exceptions: None.
All LCS/LCSD RPDs were less than 30% with the following exceptions: None.
Additional 8260 criteria: 10% of LCS/LCSD compounds can be outside of acceptance criteria as long as recovery is 40-160%, 25-160% for Chloroethane-HL and Trichlorofluoromethane-HL.

QC (Site Specific):

Batch 671552 (CN75725) CHEM17 4/5/2023-3

CN75725(1X)

All LCS recoveries were within 70 - 130 with the following exceptions: None.
All LCSD recoveries were within 70 - 130 with the following exceptions: 1,2,3-Trichlorobenzene(133%), Naphthalene(143%)
All LCS/LCSD RPDs were less than 30% with the following exceptions: None.
All MS recoveries were within 70 - 130 with the following exceptions: None.
All MSD recoveries were within 70 - 130 with the following exceptions: None.
All MS/MSD RPDs were less than 30% with the following exceptions: None.
Additional 8260 criteria: 10% of LCS/LCSD compounds can be outside of acceptance criteria as long as recovery is 40-160%, 25-160% for Chloroethane-HL and Trichlorofluoromethane-HL.

Temperature Narration

Environmental Laboratories, Inc.
587 East Middle Turnpike, P.O.Box 370, Manchester, CT 06045
Tel. (860) 645-1102 Fax (860) 645-0823

ACCREDITED IN ACCORDANCE WITH nelac NY # 11301

RCP Certification Report

April 14, 2023

SDG I.D.: GCN75724

The samples were received at 1.2C with cooling initiated.
(Note acceptance criteria for relevant matrices is above freezing up to 6°C)

Cooler: Yes ☑ No ☐
Coolant: IPK ☑ ICE ☐ No ☐

CHAIN OF CUSTODY RECORD

Temp 1.2 °C Pg of

PHOENIX *Environmental Laboratories, Inc.*

587 East Middle Turnpike, P.O. Box 370, Manchester, CT 06040
Email Makrina Nolan: makrina@phoenixlabs.com Fax (860) 645-0823
Client Services (860) 645-1102

Data Delivery/Contact Options:
☐ Fax:
☐ Phone:
☐ Email:

Customer: GEI Consultants Inc
Address: 455 Winding Brook Dr
Glastonbury CT 06033

Project: Rockville Emr MCP
Report to: sholden@geiconsultants.com
Invoice to: GEI Payables@geiconsultants.com
QUOTE #

Project P.O: 2200138-1.4

This section MUST be completed with Bottle Quantities.

Client Sample - Information - Identification

Sampler's Signature: Patrice Blessing Date: 4/4/23

Matrix Code:
DW=Drinking Water **GW**=Ground Water **SW**=Surface Water **WW**=Waste Water
RW=Raw Water **SE**=Sediment **SL**=Sludge **S**=Soil **SD**=Solid **W**=Wipe **OIL**=Oil
B=Bulk **L**=Liquid **X** = _____(Other)

Analysis Request

PHOENIX USE ONLY SAMPLE #	Customer Sample Identification	Sample Matrix	Date Sampled	Time Sampled	PAH's 8270D	VOCs 8260C	TOH's RSR metals 6010C/7471B	CT ETPH	TCLP CN 9012	MS/MSD *	GL Amber 8 oz. [ ] H3PO4 [ ] NAHSO4	Soil VOA Vials [ ] methanol [ ] H2O	GL Soil container ( ) oz	GL Soil container ( ) oz	40 ml VOA Vial [ ] As is [X] HCL	GL Amber 1000ml [ ] As is [X]	PL As is [ ] 250ml [ ] 500ml [ ] H2SO4	PL H2SO4 [X] 250ml [ ] 1000ml	PL HNO3 250ml	PL NaOH 250ml	Bacteria Bottle w/thio	Bacteria Bottle as is
75724	MW-13M	GW	4/4/23	1340	X	X	X	X	X							X	3	3		1	1			
75725	MW-46*	GW	4/4/23	1445	X	X	X	X	X	M					X		9	9		3	3			
75726	MW-14M	GW	4/4/23	1740	X	X	X	X	X								3	3		1	1			
75727	TB-04042023	W	4/4/23	—		X											1							

Relinquished by:	Accepted by:	Date:	Time:
Juli Farnham		4/5/23	1902
		4/5/23	1620

Comments, Special Requirements or Regulations:
* MS/MSD performed on MW-46

Turnaround Time:
☐ 1 Day*
☐ 2 Days*
☐ 3 Days*
☒ Standard
☐ Other
* SURCHARGE APPLIES

*MS/MSD are considered site samples and will be billed as such in accordance with the prices quoted.

RI
☐ (Residential) Direct Exposure
☐ (Comm/Industrial) Direct Exposure
☐ GA Leachability
☐ GB Leachability
☐ GA-GW Objectives
☐ GB-GW Objectives

CT
☒ RCP Cert
☐ GW Protection
☐ SW Protection
☐ GA Mobility
☒ GB Mobility
☐ Residential DEC
☐ I/C DEC
☐ Other

MA
☐ MCP Certification
☐ GW-1 ☐ MWRA eSMART
☐ GW-2 ☐ S-1 10% CALC
☐ GW-3
☐ S-1 GW-1 ☐ S-1 GW-2 ☐ S-1 GW-3
☐ S-2 GW-1 ☐ S-2 GW-2 ☐ S-2 GW-3
☐ S-3 GW-1 ☐ S-3 GW-2 ☐ S-3 GW-3
☐ SW Protection

State where samples were collected: CT

Data Format
☒ Excel
☒ PDF
☐ GIS/Key
☒ EQuIS
☐ Other

Data Package
☐ Tier II Checklist
☐ Full Data Package*
☒ Phoenix Std Report
☐ Other
* SURCHARGE APPLIES

PEL-126 REV. 03/22

The Connecticut Light and Power Company
d/b/a Eversource Energy
Docket No. 26-05-10
Date Issued September 29, 2026
RSR-032 Attachment 4
Page 228 of 570

PHOENIX
Environmental Laboratories, Inc.

Friday, April 14, 2023

Attn: Jeffery Holden
GEI Consultants
455 Winding Brook Drive Suite 201
Glastonbury, CT 06033

Project ID: **ROCKVILLE FORMER MGP**
SDG ID: **GCN77245**
Sample ID#s: **CN77245 - CN77246**

This laboratory is in compliance with the NELAC requirements of procedures used except where indicated.

This report contains results for the parameters tested, under the sampling conditions described on the Chain Of Custody, as received by the laboratory. This report is incomplete unless all pages indicated in the pagination at the bottom of the page are included.

A scanned version of the COC form accompanies the analytical report and is an exact duplicate of the original.

If you are the client above and have any questions concerning this testing, please do not hesitate to contact Phoenix Client Services at ext.200. The contents of this report cannot be discussed with anyone other than the client listed above without their written consent.

Sincerely yours,

Phyllis Shiller
Laboratory Director

NELAC - #NY11301
CT Lab Registration #PH-0618
MA Lab Registration #M-CT007
ME Lab Registration #CT-007
NH Lab Registration #213693-A,B
NJ Lab Registration #CT-003
NY Lab Registration #11301
PA Lab Registration #68-03530
RI Lab Registration #63
VT Lab Registration #VT11301

Environmental Laboratories, Inc.
587 East Middle Turnpike, P.O.Box 370, Manchester, CT 06045
Tel. (860) 645-1102 Fax (860) 645-0823

Sample Id Cross Reference

April 14, 2023

SDG I.D.: GCN77245

Project ID: ROCKVILLE FORMER MGP

Client Id	Lab Id	Matrix
MW-29S	CN77245	GROUND WATER
TB-040523	CN77246	GROUND WATER

Environmental Laboratories, Inc.
587 East Middle Turnpike, P.O.Box 370, Manchester, CT 06045
Tel. (860) 645-1102 Fax (860) 645-0823

Analysis Report

April 14, 2023

FOR: Attn: Jeffery Holden
GEI Consultants
455 Winding Brook Drive Suite 201
Glastonbury, CT 06033

Sample Information		Custody Information		Date	Time
Matrix:	GROUND WATER	Collected by:		04/05/23	15:00
Location Code:	GEI	Received by:	CP	04/06/23	10:10
Rush Request:	Standard	Analyzed by:	see "By" below		
P.O.#:	2200138-1.4				

Laboratory Data

SDG ID: GCN77245
Phoenix ID: CN77245

Project ID: ROCKVILLE FORMER MGP
Client ID: MW-29S

Parameter	Result	RL/ PQL	Units	Dilution	Date/Time	By	Reference
Silver	< 0.001	0.001	mg/L	1	04/11/23	IE	SW6010D
Arsenic	< 0.004	0.004	mg/L	1	04/11/23	IE	SW6010D
Barium	0.360	0.002	mg/L	1	04/11/23	IE	SW6010D
Beryllium	< 0.001	0.001	mg/L	1	04/11/23	IE	SW6010D
Cadmium	< 0.001	0.001	mg/L	1	04/11/23	IE	SW6010D
Chromium	0.014	0.001	mg/L	1	04/11/23	IE	SW6010D
Copper	0.018	0.005	mg/L	1	04/11/23	IE	SW6010D
Mercury	< 0.0002	0.0002	mg/L	1	04/07/23	AL1	SW7470A
Nickel	0.015	0.001	mg/L	1	04/11/23	IE	SW6010D
Lead	0.006	0.001	mg/L	1	04/11/23	IE	SW6010D
Antimony	< 0.005	0.005	mg/L	1	04/11/23	IE	SW6010D
Selenium	< 0.010	0.010	mg/L	1	04/11/23	IE	SW6010D
Thallium	< 0.005	0.005	mg/L	2.5	04/12/23	PM	SW7010
Vanadium	0.021	0.002	mg/L	1	04/11/23	IE	SW6010D
Zinc	0.038	0.004	mg/L	1	04/11/23	IE	SW6010D
Total Cyanide	< 0.010	0.010	mg/L	1	04/11/23	C/M/G	SW9010C/SW9012B
Extraction of ETPH	Completed				04/06/23	X/K	SW3510C/SW3520C
Mercury Digestion	Completed				04/07/23	ZT/ZT	SW7470A
Semi-Volatile Extraction	Completed				04/06/23	X/K	SW3520C
Total Metals Digestion (GFAA)	Completed				04/07/23	AG	SM3113B-10
Total Metals Digestion	Completed				04/06/23	AG	SW3010A
TPH by GC (Extractable Products)							
Ext. Petroleum H.C. (C9-C36)	0.61	0.066	mg/L	1	04/08/23	JRB	CTETPH
Identification	**		mg/L	1	04/08/23	JRB	CTETPH
QA/QC Surrogates							
% Terphenyl (surr)	89		%	1	04/08/23	JRB	50 - 150 %

Ver 1

Project ID: ROCKVILLE FORMER MGP
Client ID: MW-29S

Phoenix I.D.: CN77245

Parameter	Result	RL/ PQL	Units	Dilution	Date/Time	By	Reference
Volatiles							
1,1,1,2-Tetrachloroethane	ND	1.0	ug/L	1	04/06/23	MH	SW8260C
1,1,1-Trichloroethane	ND	1.0	ug/L	1	04/06/23	MH	SW8260C
1,1,2,2-Tetrachloroethane	ND	0.50	ug/L	1	04/06/23	MH	SW8260C
1,1,2-Trichloroethane	ND	1.0	ug/L	1	04/06/23	MH	SW8260C
1,1-Dichloroethane	ND	1.0	ug/L	1	04/06/23	MH	SW8260C
1,1-Dichloroethene	ND	1.0	ug/L	1	04/06/23	MH	SW8260C
1,1-Dichloropropene	ND	1.0	ug/L	1	04/06/23	MH	SW8260C
1,2,3-Trichlorobenzene	ND	1.0	ug/L	1	04/06/23	MH	SW8260C
1,2,3-Trichloropropane	ND	1.0	ug/L	1	04/06/23	MH	SW8260C
1,2,4-Trichlorobenzene	ND	1.0	ug/L	1	04/06/23	MH	SW8260C
1,2,4-Trimethylbenzene	ND	1.0	ug/L	1	04/06/23	MH	SW8260C
1,2-Dibromo-3-chloropropane	ND	1.0	ug/L	1	04/06/23	MH	SW8260C
1,2-Dibromoethane	ND	1.0	ug/L	1	04/06/23	MH	SW8260C
1,2-Dichlorobenzene	ND	1.0	ug/L	1	04/06/23	MH	SW8260C
1,2-Dichloroethane	ND	0.60	ug/L	1	04/06/23	MH	SW8260C
1,2-Dichloropropane	ND	1.0	ug/L	1	04/06/23	MH	SW8260C
1,3,5-Trimethylbenzene	ND	1.0	ug/L	1	04/06/23	MH	SW8260C
1,3-Dichlorobenzene	ND	1.0	ug/L	1	04/06/23	MH	SW8260C
1,3-Dichloropropane	ND	1.0	ug/L	1	04/06/23	MH	SW8260C
1,4-Dichlorobenzene	ND	1.0	ug/L	1	04/06/23	MH	SW8260C
2,2-Dichloropropane	ND	1.0	ug/L	1	04/06/23	MH	SW8260C
2-Chlorotoluene	ND	1.0	ug/L	1	04/06/23	MH	SW8260C
2-Hexanone	ND	5.0	ug/L	1	04/06/23	MH	SW8260C
2-Isopropyltoluene	ND	1.0	ug/L	1	04/06/23	MH	SW8260C
4-Chlorotoluene	ND	1.0	ug/L	1	04/06/23	MH	SW8260C
4-Methyl-2-pentanone	ND	5.0	ug/L	1	04/06/23	MH	SW8260C
Acetone	ND	25	ug/L	1	04/06/23	MH	SW8260C
Acrylonitrile	ND	1.0	ug/L	1	04/06/23	MH	SW8260C
Benzene	9.8	0.70	ug/L	1	04/06/23	MH	SW8260C
Bromobenzene	ND	1.0	ug/L	1	04/06/23	MH	SW8260C
Bromochloromethane	ND	1.0	ug/L	1	04/06/23	MH	SW8260C
Bromodichloromethane	ND	0.50	ug/L	1	04/06/23	MH	SW8260C
Bromoform	ND	1.0	ug/L	1	04/06/23	MH	SW8260C
Bromomethane	ND	1.0	ug/L	1	04/06/23	MH	SW8260C
Carbon Disulfide	ND	5.0	ug/L	1	04/06/23	MH	SW8260C
Carbon tetrachloride	ND	1.0	ug/L	1	04/06/23	MH	SW8260C
Chlorobenzene	ND	1.0	ug/L	1	04/06/23	MH	SW8260C
Chloroethane	ND	1.0	ug/L	1	04/06/23	MH	SW8260C
Chloroform	ND	1.0	ug/L	1	04/06/23	MH	SW8260C
Chloromethane	ND	1.0	ug/L	1	04/06/23	MH	SW8260C
cis-1,2-Dichloroethene	ND	1.0	ug/L	1	04/06/23	MH	SW8260C
cis-1,3-Dichloropropene	ND	0.40	ug/L	1	04/06/23	MH	SW8260C
Dibromochloromethane	ND	0.50	ug/L	1	04/06/23	MH	SW8260C
Dibromomethane	ND	1.0	ug/L	1	04/06/23	MH	SW8260C
Dichlorodifluoromethane	ND	1.0	ug/L	1	04/06/23	MH	SW8260C
Ethylbenzene	1.9	1.0	ug/L	1	04/06/23	MH	SW8260C
Hexachlorobutadiene	ND	0.40	ug/L	1	04/06/23	MH	SW8260C
Isopropylbenzene	4.8	1.0	ug/L	1	04/06/23	MH	SW8260C

Ver 1

Project ID: ROCKVILLE FORMER MGP
Client ID: MW-29S

Phoenix I.D.: CN77245

Parameter	Result	RL/ PQL	Units	Dilution	Date/Time	By	Reference
m&p-Xylene	ND	1.0	ug/L	1	04/06/23	MH	SW8260C
Methyl ethyl ketone	ND	5.0	ug/L	1	04/06/23	MH	SW8260C
Methyl t-butyl ether (MTBE)	ND	1.0	ug/L	1	04/06/23	MH	SW8260C
Methylene chloride	ND	1.0	ug/L	1	04/06/23	MH	SW8260C
Naphthalene	2.3	1.0	ug/L	1	04/06/23	MH	SW8260C
n-Butylbenzene	ND	1.0	ug/L	1	04/06/23	MH	SW8260C
n-Propylbenzene	ND	1.0	ug/L	1	04/06/23	MH	SW8260C
o-Xylene	5.7	1.0	ug/L	1	04/06/23	MH	SW8260C
p-Isopropyltoluene	ND	1.0	ug/L	1	04/06/23	MH	SW8260C
sec-Butylbenzene	ND	1.0	ug/L	1	04/06/23	MH	SW8260C
Styrene	ND	1.0	ug/L	1	04/06/23	MH	SW8260C
tert-Butylbenzene	ND	1.0	ug/L	1	04/06/23	MH	SW8260C
Tetrachloroethene	ND	1.0	ug/L	1	04/06/23	MH	SW8260C
Tetrahydrofuran (THF)	ND	2.5	ug/L	1	04/06/23	MH	SW8260C
Toluene	ND	1.0	ug/L	1	04/06/23	MH	SW8260C
Total Xylenes	5.7	1.0	ug/L	1	04/06/23	MH	SW8260C
trans-1,2-Dichloroethene	ND	1.0	ug/L	1	04/06/23	MH	SW8260C
trans-1,3-Dichloropropene	ND	0.40	ug/L	1	04/06/23	MH	SW8260C
trans-1,4-dichloro-2-butene	ND	5.0	ug/L	1	04/06/23	MH	SW8260C
Trichloroethene	ND	1.0	ug/L	1	04/06/23	MH	SW8260C
Trichlorofluoromethane	ND	1.0	ug/L	1	04/06/23	MH	SW8260C
Trichlorotrifluoroethane	ND	1.0	ug/L	1	04/06/23	MH	SW8260C
Vinyl chloride	ND	1.0	ug/L	1	04/06/23	MH	SW8260C
QA/QC Surrogates							
% 1,2-dichlorobenzene-d4	96		%	1	04/06/23	MH	70 - 130 %
% Bromofluorobenzene	97		%	1	04/06/23	MH	70 - 130 %
% Dibromofluoromethane	92		%	1	04/06/23	MH	70 - 130 %
% Toluene-d8	100		%	1	04/06/23	MH	70 - 130 %
Semivolatiles by SIM, PAH							
2-Methylnaphthalene	ND	0.48	ug/L	1	04/07/23	KCA	SW8270D (SIM)
Acenaphthene	25	0.05	ug/L	1	04/10/23	KCA	SW8270D (SIM)
Acenaphthylene	0.78	0.29	ug/L	1	04/07/23	KCA	SW8270D (SIM)
Anthracene	ND	0.48	ug/L	1	04/07/23	KCA	SW8270D (SIM)
Benz(a)anthracene	ND	0.05	ug/L	1	04/07/23	KCA	SW8270D (SIM)
Benzo(a)pyrene	ND	0.19	ug/L	1	04/07/23	KCA	SW8270D (SIM)
Benzo(b)fluoranthene	ND	0.07	ug/L	1	04/07/23	KCA	SW8270D (SIM)
Benzo(ghi)perylene	ND	0.46	ug/L	1	04/07/23	KCA	SW8270D (SIM)
Benzo(k)fluoranthene	ND	0.29	ug/L	1	04/07/23	KCA	SW8270D (SIM)
Chrysene	ND	0.48	ug/L	1	04/07/23	KCA	SW8270D (SIM)
Dibenz(a,h)anthracene	ND	0.10	ug/L	1	04/07/23	KCA	SW8270D (SIM)
Fluoranthene	0.53	0.48	ug/L	1	04/07/23	KCA	SW8270D (SIM)
Fluorene	1.8	0.48	ug/L	1	04/07/23	KCA	SW8270D (SIM)
Indeno(1,2,3-cd)pyrene	ND	0.10	ug/L	1	04/07/23	KCA	SW8270D (SIM)
Naphthalene	1.9	0.48	ug/L	1	04/07/23	KCA	SW8270D (SIM)
Phenanthrene	1.4	0.06	ug/L	1	04/07/23	KCA	SW8270D (SIM)
Pyrene	0.58	0.48	ug/L	1	04/07/23	KCA	SW8270D (SIM)
QA/QC Surrogates							
% 2-Fluorobiphenyl	88		%	1	04/10/23	KCA	30 - 130 %
% Nitrobenzene-d5	88		%	1	04/10/23	KCA	30 - 130 %

Ver 1

Project ID: ROCKVILLE FORMER MGP
Client ID: MW-29S

Phoenix I.D.: CN77245

Parameter	Result	RL/ PQL	Units	Dilution	Date/Time	By	Reference
% Terphenyl-d14	78		%	1	04/10/23	KCA	30 - 130 %

RL/PQL=Reporting/Practical Quantitation Level ND=Not Detected BRL=Below Reporting Level
QA/QC Surrogates: Surrogates are compounds (preceeded with a %) added by the lab to determine analysis efficiency. Surrogate results(%) listed in the report are not "detected" compounds.

Comments:

TPH Comment:
**Petroleum hydrocarbon chromatogram contains a multicomponent hydrocarbon distribution in the range of C9 to C36. The sample was quantitated against a C9-C36 alkane hydrocarbon standard.

If you are the client above and have any questions concerning this testing, please do not hesitate to contact Phoenix Client Services at ext.200.
The contents of this report cannot be discussed with anyone other than the client listed above without their written consent.

Phyllis Shiller, Laboratory Director
April 14, 2023
Reviewed and Released by: Ethan Lee, Project Manager

Environmental Laboratories, Inc.
587 East Middle Turnpike, P.O.Box 370, Manchester, CT 06045
Tel. (860) 645-1102 Fax (860) 645-0823

Analysis Report

April 14, 2023

FOR: Attn: Jeffery Holden
GEI Consultants
455 Winding Brook Drive Suite 201
Glastonbury, CT 06033

Sample Information		Custody Information		Date	Time
Matrix:	GROUND WATER	Collected by:		04/05/23	
Location Code:	GEI	Received by:	CP	04/06/23	10:10
Rush Request:	Standard	Analyzed by:	see "By" below		
P.O.#:	2200138-1.4				

Laboratory Data

SDG ID: GCN77245
Phoenix ID: CN77246

Project ID: ROCKVILLE FORMER MGP
Client ID: TB-040523

Parameter	Result	RL/ PQL	Units	Dilution	Date/Time	By	Reference
Volatiles							
1,1,1,2-Tetrachloroethane	ND	1.0	ug/L	1	04/06/23	MH	SW8260C
1,1,1-Trichloroethane	ND	1.0	ug/L	1	04/06/23	MH	SW8260C
1,1,2,2-Tetrachloroethane	ND	0.50	ug/L	1	04/06/23	MH	SW8260C
1,1,2-Trichloroethane	ND	1.0	ug/L	1	04/06/23	MH	SW8260C
1,1-Dichloroethane	ND	1.0	ug/L	1	04/06/23	MH	SW8260C
1,1-Dichloroethene	ND	1.0	ug/L	1	04/06/23	MH	SW8260C
1,1-Dichloropropene	ND	1.0	ug/L	1	04/06/23	MH	SW8260C
1,2,3-Trichlorobenzene	ND	1.0	ug/L	1	04/06/23	MH	SW8260C
1,2,3-Trichloropropane	ND	1.0	ug/L	1	04/06/23	MH	SW8260C
1,2,4-Trichlorobenzene	ND	1.0	ug/L	1	04/06/23	MH	SW8260C
1,2,4-Trimethylbenzene	ND	1.0	ug/L	1	04/06/23	MH	SW8260C
1,2-Dibromo-3-chloropropane	ND	1.0	ug/L	1	04/06/23	MH	SW8260C
1,2-Dibromoethane	ND	1.0	ug/L	1	04/06/23	MH	SW8260C
1,2-Dichlorobenzene	ND	1.0	ug/L	1	04/06/23	MH	SW8260C
1,2-Dichloroethane	ND	0.60	ug/L	1	04/06/23	MH	SW8260C
1,2-Dichloropropane	ND	1.0	ug/L	1	04/06/23	MH	SW8260C
1,3,5-Trimethylbenzene	ND	1.0	ug/L	1	04/06/23	MH	SW8260C
1,3-Dichlorobenzene	ND	1.0	ug/L	1	04/06/23	MH	SW8260C
1,3-Dichloropropane	ND	1.0	ug/L	1	04/06/23	MH	SW8260C
1,4-Dichlorobenzene	ND	1.0	ug/L	1	04/06/23	MH	SW8260C
2,2-Dichloropropane	ND	1.0	ug/L	1	04/06/23	MH	SW8260C
2-Chlorotoluene	ND	1.0	ug/L	1	04/06/23	MH	SW8260C
2-Hexanone	ND	5.0	ug/L	1	04/06/23	MH	SW8260C
2-Isopropyltoluene	ND	1.0	ug/L	1	04/06/23	MH	SW8260C
4-Chlorotoluene	ND	1.0	ug/L	1	04/06/23	MH	SW8260C
4-Methyl-2-pentanone	ND	5.0	ug/L	1	04/06/23	MH	SW8260C

Ver 1

Project ID: ROCKVILLE FORMER MGP
Client ID: TB-040523

Phoenix I.D.: CN77246

Parameter	Result	RL/ PQL	Units	Dilution	Date/Time	By	Reference
Acetone	ND	25	ug/L	1	04/06/23	MH	SW8260C
Acrylonitrile	ND	1.0	ug/L	1	04/06/23	MH	SW8260C
Benzene	ND	0.70	ug/L	1	04/06/23	MH	SW8260C
Bromobenzene	ND	1.0	ug/L	1	04/06/23	MH	SW8260C
Bromochloromethane	ND	1.0	ug/L	1	04/06/23	MH	SW8260C
Bromodichloromethane	ND	0.50	ug/L	1	04/06/23	MH	SW8260C
Bromoform	ND	1.0	ug/L	1	04/06/23	MH	SW8260C
Bromomethane	ND	1.0	ug/L	1	04/06/23	MH	SW8260C
Carbon Disulfide	ND	5.0	ug/L	1	04/06/23	MH	SW8260C
Carbon tetrachloride	ND	1.0	ug/L	1	04/06/23	MH	SW8260C
Chlorobenzene	ND	1.0	ug/L	1	04/06/23	MH	SW8260C
Chloroethane	ND	1.0	ug/L	1	04/06/23	MH	SW8260C
Chloroform	ND	1.0	ug/L	1	04/06/23	MH	SW8260C
Chloromethane	ND	1.0	ug/L	1	04/06/23	MH	SW8260C
cis-1,2-Dichloroethene	ND	1.0	ug/L	1	04/06/23	MH	SW8260C
cis-1,3-Dichloropropene	ND	0.40	ug/L	1	04/06/23	MH	SW8260C
Dibromochloromethane	ND	0.50	ug/L	1	04/06/23	MH	SW8260C
Dibromomethane	ND	1.0	ug/L	1	04/06/23	MH	SW8260C
Dichlorodifluoromethane	ND	1.0	ug/L	1	04/06/23	MH	SW8260C
Ethylbenzene	ND	1.0	ug/L	1	04/06/23	MH	SW8260C
Hexachlorobutadiene	ND	0.40	ug/L	1	04/06/23	MH	SW8260C
Isopropylbenzene	ND	1.0	ug/L	1	04/06/23	MH	SW8260C
m&p-Xylene	ND	1.0	ug/L	1	04/06/23	MH	SW8260C
Methyl ethyl ketone	ND	5.0	ug/L	1	04/06/23	MH	SW8260C
Methyl t-butyl ether (MTBE)	ND	1.0	ug/L	1	04/06/23	MH	SW8260C
Methylene chloride	ND	1.0	ug/L	1	04/06/23	MH	SW8260C
Naphthalene	ND	1.0	ug/L	1	04/06/23	MH	SW8260C
n-Butylbenzene	ND	1.0	ug/L	1	04/06/23	MH	SW8260C
n-Propylbenzene	ND	1.0	ug/L	1	04/06/23	MH	SW8260C
o-Xylene	ND	1.0	ug/L	1	04/06/23	MH	SW8260C
p-Isopropyltoluene	ND	1.0	ug/L	1	04/06/23	MH	SW8260C
sec-Butylbenzene	ND	1.0	ug/L	1	04/06/23	MH	SW8260C
Styrene	ND	1.0	ug/L	1	04/06/23	MH	SW8260C
tert-Butylbenzene	ND	1.0	ug/L	1	04/06/23	MH	SW8260C
Tetrachloroethene	ND	1.0	ug/L	1	04/06/23	MH	SW8260C
Tetrahydrofuran (THF)	ND	2.5	ug/L	1	04/06/23	MH	SW8260C
Toluene	ND	1.0	ug/L	1	04/06/23	MH	SW8260C
Total Xylenes	ND	1.0	ug/L	1	04/06/23	MH	SW8260C
trans-1,2-Dichloroethene	ND	1.0	ug/L	1	04/06/23	MH	SW8260C
trans-1,3-Dichloropropene	ND	0.40	ug/L	1	04/06/23	MH	SW8260C
trans-1,4-dichloro-2-butene	ND	5.0	ug/L	1	04/06/23	MH	SW8260C
Trichloroethene	ND	1.0	ug/L	1	04/06/23	MH	SW8260C
Trichlorofluoromethane	ND	1.0	ug/L	1	04/06/23	MH	SW8260C
Trichlorotrifluoroethane	ND	1.0	ug/L	1	04/06/23	MH	SW8260C
Vinyl chloride	ND	1.0	ug/L	1	04/06/23	MH	SW8260C
QA/QC Surrogates							
% 1,2-dichlorobenzene-d4	96		%	1	04/06/23	MH	70 - 130 %
% Bromofluorobenzene	93		%	1	04/06/23	MH	70 - 130 %
% Dibromofluoromethane	93		%	1	04/06/23	MH	70 - 130 %

Ver 1

Project ID: ROCKVILLE FORMER MGP
Client ID: TB-040523

Phoenix I.D.: CN77246

Parameter	Result	RL/ PQL	Units	Dilution	Date/Time	By	Reference
% Toluene-d8	99		%	1	04/06/23	MH	70 - 130 %

RL/PQL=Reporting/Practical Quantitation Level ND=Not Detected BRL=Below Reporting Level
QA/QC Surrogates: Surrogates are compounds (preceeded with a %) added by the lab to determine analysis efficiency. Surrogate results(%) listed in the report are not "detected" compounds.

Comments:

TRIP BLANK INCLUDED.

If you are the client above and have any questions concerning this testing, please do not hesitate to contact Phoenix Client Services at ext.200.
The contents of this report cannot be discussed with anyone other than the client listed above without their written consent.

Phyllis Shiller, Laboratory Director
April 14, 2023
Reviewed and Released by: Ethan Lee, Project Manager

Environmental Laboratories, Inc.
587 East Middle Turnpike, P.O.Box 370, Manchester, CT 06045
Tel. (860) 645-1102

QA/QC Report

April 14, 2023

QA/QC Data

SDG I.D.: GCN77245

Parameter	Blank	Blk RL	Sample Result	Dup Result	Dup RPD	LCS %	LCSD %	LCS RPD	MS %	MSD %	MS RPD	% Rec Limits	% RPD Limits
QA/QC Batch 670992 (mg/L), QC Sample No: CN73132 (CN77245)													
Thallium - Water	BRL	0.001	<0.0005	<0.001	NC	109			105			80 - 120	20
QA/QC Batch 671703 (mg/L), QC Sample No: CN77842 (CN77245)													
Mercury - Water	BRL	0.0002	<0.0002	<0.0002	NC	104			99.8			80 - 120	20
Comment:													
Additional Mercury criteria: LCS acceptance range for waters is 80-120% and for soils is 70-130%. MS acceptance range is 75-125%.													
QA/QC Batch 671610 (mg/L), QC Sample No: CN77549 (CN77245)													
ICP Metals - Aqueous													
Antimony	BRL	0.005	<0.005	<0.005	NC	103	103	0.0	103			80 - 120	20
Arsenic	BRL	0.004	0.005	<0.004	NC	104	104	0.0	104			80 - 120	20
Barium	BRL	0.002	0.029	0.028	3.50	103	103	0.0	104			80 - 120	20
Beryllium	BRL	0.001	<0.001	<0.001	NC	106	105	0.9	106			80 - 120	20
Cadmium	BRL	0.001	<0.001	<0.001	NC	104	103	1.0	103			80 - 120	20
Chromium	BRL	0.001	0.002	0.002	NC	104	104	0.0	104			80 - 120	20
Copper	BRL	0.005	<0.005	<0.005	NC	104	104	0.0	105			80 - 120	20
Lead	BRL	0.001	<0.001	<0.001	NC	106	105	0.9	105			80 - 120	20
Nickel	BRL	0.001	0.001	0.006	NC	104	104	0.0	104			80 - 120	20
Selenium	BRL	0.010	<0.010	<0.010	NC	101	101	0.0	100			80 - 120	20
Silver	BRL	0.001	<0.001	<0.001	NC	103	102	1.0	103			80 - 120	20
Vanadium	BRL	0.002	<0.002	0.002	NC	103	102	1.0	103			80 - 120	20
Zinc	BRL	0.004	0.005	0.006	NC	102	102	0.0	102			80 - 120	20
Comment:													
Additional Criteria: LCS acceptance range is 80-120% MS acceptance range 75-125%.													

Environmental Laboratories, Inc.
587 East Middle Turnpike, P.O.Box 370, Manchester, CT 06045
Tel. (860) 645-1102

QA/QC Report

April 14, 2023

QA/QC Data

SDG I.D.: GCN77245

Parameter	Blank	Blk RL	Sample Result	Dup Result	Dup RPD	LCS %	LCSD %	LCS RPD	MS %	MSD %	MS RPD	% Rec Limits	% RPD Limits
QA/QC Batch 671874A (mg/L), QC Sample No: CN77245 (CN77245)													
Total Cyanide	BRL	0.010				99.4			101			90 - 110	20

Comment:

This batch does not include a duplicate.

Additional: LCS acceptance range is 80-120% for soils MS acceptance range 75-125% for soils

Environmental Laboratories, Inc.
587 East Middle Turnpike, P.O.Box 370, Manchester, CT 06045
Tel. (860) 645-1102

QA/QC Report

April 14, 2023

QA/QC Data

SDG I.D.: GCN77245

Parameter	Blank	Blk RL	LCS %	LCSD %	LCS RPD	MS %	MSD %	MS RPD	% Rec Limits	% RPD Limits	
QA/QC Batch 671635 (mg/L), QC Sample No: CN75989 (CN77245)											
TPH by GC (Extractable Products) - Ground Water											
Ext. Petroleum H.C. (C9-C36)	ND	0.10	90	119	27.8				60 - 120	30	
% Terphenyl (surr)	99	%	83	111	28.9				50 - 150	20	r
Comment:											
Additional surrogate criteria: LCS acceptance range is 60-120% MS acceptance range 50-150%. The ETPH/DRO LCS has been normalized based on the alkane calibration.											
QA/QC Batch 671620 (ug/L), QC Sample No: CN72785 (CN77245)											
Semivolatiles by SIM, PAH - Ground Water											
2-Methylnaphthalene	ND	0.50	58	77	28.1				30 - 130	20	r
Acenaphthene	ND	0.50	68	82	18.7				30 - 130	20	
Acenaphthylene	ND	0.30	70	77	9.5				30 - 130	20	
Anthracene	ND	0.50	90	99	9.5				30 - 130	20	
Benz(a)anthracene	ND	0.02	96	101	5.1				30 - 130	20	
Benzo(a)pyrene	ND	0.02	113	108	4.5				30 - 130	20	
Benzo(b)fluoranthene	ND	0.02	100	103	3.0				30 - 130	20	
Benzo(ghi)perylene	ND	0.48	87	88	1.1				30 - 130	20	
Benzo(k)fluoranthene	ND	0.02	99	103	4.0				30 - 130	20	
Chrysene	ND	0.02	90	95	5.4				30 - 130	20	
Dibenz(a,h)anthracene	ND	0.10	96	100	4.1				30 - 130	20	
Fluoranthene	ND	0.50	89	94	5.5				30 - 130	20	
Fluorene	ND	0.50	76	90	16.9				30 - 130	20	
Indeno(1,2,3-cd)pyrene	ND	0.02	105	107	1.9				30 - 130	20	
Naphthalene	ND	0.50	50	67	29.1				30 - 130	20	r
Phenanthrene	ND	0.06	74	82	10.3				30 - 130	20	
Pyrene	ND	0.50	88	92	4.4				30 - 130	20	
% 2-Fluorobiphenyl	82	%	65	75	14.3				30 - 130	20	
% Nitrobenzene-d5	105	%	64	71	10.4				30 - 130	20	
% Terphenyl-d14	89	%	87	87	0.0				30 - 130	20	
Comment:											
Additional 8270 criteria:20% of compounds can be outside of acceptance criteria as long as recovery is at least 10%. (Acid surrogates acceptance range for aqueous samples: 15-110%, for soils 30-130%)											
QA/QC Batch 671792 (ug/L), QC Sample No: CN77246 (CN77245, CN77246)											
Volatiles - Ground Water											
1,1,1,2-Tetrachloroethane	ND	1.0	99	102	3.0				70 - 130	30	
1,1,1-Trichloroethane	ND	1.0	96	93	3.2				70 - 130	30	
1,1,2,2-Tetrachloroethane	ND	0.50	92	99	7.3				70 - 130	30	
1,1,2-Trichloroethane	ND	1.0	89	97	8.6				70 - 130	30	
1,1-Dichloroethane	ND	1.0	103	103	0.0				70 - 130	30	
1,1-Dichloroethene	ND	1.0	100	99	1.0				70 - 130	30	
1,1-Dichloropropene	ND	1.0	98	95	3.1				70 - 130	30	
1,2,3-Trichlorobenzene	ND	1.0	96	102	6.1				70 - 130	30	

QA/QC Data

SDG I.D.: GCN77245

Parameter	Blank	Blk RL	LCS %	LCSD %	LCS RPD	MS %	MSD %	MS RPD	% Rec Limits	% RPD Limits
1,2,3-Trichloropropane	ND	1.0	93	102	9.2				70 - 130	30
1,2,4-Trichlorobenzene	ND	1.0	98	101	3.0				70 - 130	30
1,2,4-Trimethylbenzene	ND	1.0	103	101	2.0				70 - 130	30
1,2-Dibromo-3-chloropropane	ND	1.0	91	101	10.4				70 - 130	30
1,2-Dibromoethane	ND	1.0	92	100	8.3				70 - 130	30
1,2-Dichlorobenzene	ND	1.0	97	100	3.0				70 - 130	30
1,2-Dichloroethane	ND	1.0	92	96	4.3				70 - 130	30
1,2-Dichloropropane	ND	1.0	95	98	3.1				70 - 130	30
1,3,5-Trimethylbenzene	ND	1.0	104	101	2.9				70 - 130	30
1,3-Dichlorobenzene	ND	1.0	100	100	0.0				70 - 130	30
1,3-Dichloropropane	ND	1.0	96	100	4.1				70 - 130	30
1,4-Dichlorobenzene	ND	1.0	99	100	1.0				70 - 130	30
2,2-Dichloropropane	ND	1.0	91	89	2.2				70 - 130	30
2-Chlorotoluene	ND	1.0	105	102	2.9				70 - 130	30
2-Hexanone	ND	5.0	77	91	16.7				70 - 130	30
2-Isopropyltoluene	ND	1.0	102	99	3.0				70 - 130	30
4-Chlorotoluene	ND	1.0	104	101	2.9				70 - 130	30
4-Methyl-2-pentanone	ND	5.0	81	95	15.9				70 - 130	30
Acetone	ND	5.0	80	89	10.7				70 - 130	30
Acrylonitrile	ND	5.0	83	94	12.4				70 - 130	30
Benzene	ND	0.70	99	99	0.0				70 - 130	30
Bromobenzene	ND	1.0	101	102	1.0				70 - 130	30
Bromochloromethane	ND	1.0	91	94	3.2				70 - 130	30
Bromodichloromethane	ND	0.50	95	98	3.1				70 - 130	30
Bromoform	ND	1.0	93	101	8.2				70 - 130	30
Bromomethane	ND	1.0	102	119	15.4				70 - 130	30
Carbon Disulfide	ND	1.0	96	92	4.3				70 - 130	30
Carbon tetrachloride	ND	1.0	92	92	0.0				70 - 130	30
Chlorobenzene	ND	1.0	101	100	1.0				70 - 130	30
Chloroethane	ND	1.0	107	105	1.9				70 - 130	30
Chloroform	ND	1.0	94	95	1.1				70 - 130	30
Chloromethane	ND	1.0	100	99	1.0				70 - 130	30
cis-1,2-Dichloroethene	ND	1.0	94	94	0.0				70 - 130	30
cis-1,3-Dichloropropene	ND	0.40	92	96	4.3				70 - 130	30
Dibromochloromethane	ND	0.50	95	101	6.1				70 - 130	30
Dibromomethane	ND	1.0	93	99	6.3				70 - 130	30
Dichlorodifluoromethane	ND	1.0	105	104	1.0				70 - 130	30
Ethylbenzene	ND	1.0	104	102	1.9				70 - 130	30
Hexachlorobutadiene	ND	0.40	94	99	5.2				70 - 130	30
Isopropylbenzene	ND	1.0	105	100	4.9				70 - 130	30
m&p-Xylene	ND	1.0	103	101	2.0				70 - 130	30
Methyl ethyl ketone	ND	5.0	77	89	14.5				70 - 130	30
Methyl t-butyl ether (MTBE)	ND	1.0	88	98	10.8				70 - 130	30
Methylene chloride	ND	1.0	97	100	3.0				70 - 130	30
Naphthalene	ND	1.0	93	100	7.3				70 - 130	30
n-Butylbenzene	ND	1.0	105	103	1.9				70 - 130	30
n-Propylbenzene	ND	1.0	104	99	4.9				70 - 130	30
o-Xylene	ND	1.0	100	100	0.0				70 - 130	30
p-Isopropyltoluene	ND	1.0	105	101	3.9				70 - 130	30
sec-Butylbenzene	ND	1.0	104	100	3.9				70 - 130	30
Styrene	ND	1.0	103	104	1.0				70 - 130	30
tert-Butylbenzene	ND	1.0	103	100	3.0				70 - 130	30
Tetrachloroethene	ND	1.0	96	95	1.0				70 - 130	30

QA/QC Data

SDG I.D.: GCN77245

Parameter	Blank	Blk RL	LCS %	LCSD %	LCS RPD	MS %	MSD %	MS RPD	% Rec Limits	% RPD Limits
Tetrahydrofuran (THF)	ND	2.5	81	91	11.6				70 - 130	30
Toluene	ND	1.0	99	98	1.0				70 - 130	30
trans-1,2-Dichloroethene	ND	1.0	104	101	2.9				70 - 130	30
trans-1,3-Dichloropropene	ND	0.40	89	95	6.5				70 - 130	30
trans-1,4-dichloro-2-butene	ND	5.0	79	87	9.6				70 - 130	30
Trichloroethene	ND	1.0	96	94	2.1				70 - 130	30
Trichlorofluoromethane	ND	1.0	103	101	2.0				70 - 130	30
Trichlorotrifluoroethane	ND	1.0	91	89	2.2				70 - 130	30
Vinyl chloride	ND	1.0	97	94	3.1				70 - 130	30
% 1,2-dichlorobenzene-d4	97	%	97	99	2.0				70 - 130	30
% Bromofluorobenzene	95	%	97	99	2.0				70 - 130	30
% Dibromofluoromethane	96	%	95	97	2.1				70 - 130	30
% Toluene-d8	99	%	100	100	0.0				70 - 130	30

Comment:

A LCS and LCS Duplicate were performed instead of a matrix spike and matrix spike duplicate.

Additional 8260 criteria: 10% of LCS/LCSD compounds can be outside of acceptance criteria as long as recovery is 40-160%, 25-160% for Chloroethane-HL and Trichlorofluoromethane-HL.

r = This parameter is outside laboratory RPD specified recovery limits.

If there are any questions regarding this data, please call Phoenix Client Services at extension 200.

RPD - Relative Percent Difference
LCS - Laboratory Control Sample
LCSD - Laboratory Control Sample Duplicate
MS - Matrix Spike
MS Dup - Matrix Spike Duplicate
NC - No Criteria
Intf - Interference



Phyllis Shiller, Laboratory Director
April 14, 2023

Friday, April 14, 2023
Criteria: CT: GBM
State: CT

Sample Criteria Exceedances Report

GCN77245 - GEI

SampNo	Acode	Phoenix Analyte	Criteria	Result	RL	Criteria	RL Criteria	Analysis Units

*** No Data to Display ***

Phoenix Laboratories does not assume responsibility for the data contained in this exceedance report. It is provided as an additional tool to identify requested criteria exceedences. All efforts are made to ensure the accuracy of the data (obtained from appropriate agencies). A lack of exceedence information does not necessarily suggest conformance to the criteria. It is ultimately the site professional's responsibility to determine appropriate compliance.

REASONABLE CONFIDENCE PROTOCOL
LABORATORY ANALYSIS QA/QC CERTIFICATION FORM

Laboratory Name: Phoenix Environmental Labs, Inc. ***Client:*** GEI Consultants

Project Location: ROCKVILLE FORMER MGP ***Project Number:***

Laboratory Sample ID(s): CN77245, CN77246 ***Sampling Date(s):*** 4/5/2023

List RCP Methods Used (e.g., 8260, 8270, et cetera) 6010, 7470/7471, 8260, 8270, ETPH

1	**For each analytical method referenced in this laboratory report package, were all specified QA/QC performance criteria followed, including the requirement to explain any criteria falling outside of acceptable guidelines, as specified in the CT DEP method-specific Reasonable Confidence Protocol documents?**	☑ Yes ☐ No
1A	**Were the method specified preservation and holding time requirements met?**	☑ Yes ☐ No
1B	***VPH and EPH methods only:*** **Was the VPH or EPH method conducted without significant modifications (see section 11.3 of respective RCP methods)**	☐ Yes ☐ No ☑ NA
2	**Were all samples received by the laboratory in a condition consistent with that described on the associated Chain-of-Custody document(s)?**	☑ Yes ☐ No
3	**Were samples received at an appropriate temperature (< 6 Degrees C)?**	☑ Yes ☐ No ☐ NA
4	**Were all QA/QC performance criteria specified in the Reasonable Confidence Protocol documents acheived? See Sections: ETPH Narration, SVOASIM Narration.**	☐ Yes ☑ No
5	**a) Were reporting limits specified or referenced on the chain-of-custody?** **b) Were these reporting limits met?**	☑ Yes ☐ No ☑ Yes ☐ No
6	**For each analytical method referenced in this laboratory report package, were results reported for all constituents identified in the method-specific analyte lists presented in the Reasonable Confidence Protocol documents?**	☐ Yes ☑ No
7	**Are project-specific matrix spikes and laboratory duplicates included in the data set?**	☑ Yes ☐ No

Notes: For all questions to which the response was "No" (with the exception of question #7), additional information must be provided in an attached narrative. If the answer to question #1, #1A or 1B is "No", the data package does not meet the requirements for "Reasonable Confidence". This form may not be altered and all questions must be answered.

I, the undersigned, attest under the pains and penalties of perjury that, to the best of my knowledge and belief and based upon my personal inquiry of those responsible for providing the information contained in this analytical report, such information is accurate and complete.

Authorized Signature: Ethan Lee **Position:** Project Manager

Printed Name: Ethan Lee **Date:** Friday, April 14, 2023

Name of Laboratory Phoenix Environmental Labs, Inc.

This certification form is to be used for RCP methods only.

CTDEP RCP Laboratory Analysis QA/QC Certification Form - November 2007
Laboratory Quality Assurance and Quality Control Guidance Reasonable Confidence Protocols

Environmental Laboratories, Inc.
587 East Middle Turnpike, P.O.Box 370, Manchester, CT 06045
Tel. (860) 645-1102 Fax (860) 645-0823

RCP Certification Report

April 14, 2023

SDG I.D.: GCN77245

SDG Comments

8270 Semi-volatile Organics:
The client requested a short list for 8270 RCP Semivolatile. Only the PAH constituents are reported as requested on the chain-of-custody.

AA Metals (TL) Narration

Were all QA/QC performance criteria specified in the analytical method achieved? Yes.

Instrument:

PE600-2 04/12/23 10:32 Paul Marshall, Chemist 04/12/23

CN77245

The initial calibration met criteria.
The continuing calibration standards met criteria for all the elements reported. The linear range is defined daily by the calibration range.
The continuing calibration blanks were less than the reporting level for the elements reported.
The CRDL met criteria.
The following Initial Calibration Verification (ICV) compounds did not meet criteria: None.
The following Continuing Calibration Verification (CCV) compounds did not meet criteria: None.
The following samples did not meet analytical spike criteria: None.

QC (Batch Specific):

Batch 670992 (CN73132)

CN77245

All LCS recoveries were within 80 - 120 with the following exceptions: None.

Cyanide Narration

Were all QA/QC performance criteria specified in the Reasonable Confidence Protocol documents achieved? Yes.

Instrument:

LACHAT 04/11/23-1 Catherine Lundigan, Greg Danielewski, Chemist 04/11/23

CN77245

The samples were distilled in accordance with the method.
The initial calibration met criteria.

The calibration check standards (ICV,CCV) were within 15% of true value and were analyzed at a frequencey of one per ten samples.
The continuing calibration blanks (ICB,CCB) had concentrations less than the reporting level.

The method blank, laboratory control sample (LCS), and matrix spike were distilled with the samples.

QC (Site Specific):

Batch 671874A (CN77245)

CN77245

All LCS recoveries were within 90 - 110 with the following exceptions: None.
All MS recoveries were within 90 - 110 with the following exceptions: None.

Environmental Laboratories, Inc.
587 East Middle Turnpike, P.O.Box 370, Manchester, CT 06045
Tel. (860) 645-1102 Fax (860) 645-0823

NY # 11301

RCP Certification Report

April 14, 2023

SDG I.D.: GCN77245

Cyanide Narration

This batch does not include a duplicate.
Additional: LCS acceptance range is 80-120% for soils MS acceptance range 75-125% for soils

ETPH Narration

Were all QA/QC performance criteria specified in the Reasonable Confidence Protocol documents achieved? No.

QC Batch 671635 (Samples: CN77245): -----

The LCS/LCSD RPD exceeds the method criteria for one or more surrogates, therefore there may be variability in the reported result. (% Terphenyl (surr))

Instrument:

AU-XL2 04/07/23-1 Jeff Bucko, Chemist 04/07/23

CN77245 (1X)

The initial calibration (ETPH116I) RSD for the compound list was less than 30% except for the following compounds: None.
As per section 7.2.3, a discrimination check standard was run (407A005_1) and contained the following outliers: None.
The continuing calibration %D for the compound list was less than 30% except for the following compounds:None.

QC (Batch Specific):

Batch 671635 (CN75989)

CN77245

All LCS recoveries were within 60 - 120 with the following exceptions: None.
All LCSD recoveries were within 60 - 120 with the following exceptions: None.
All LCS/LCSD RPDs were less than 30% with the following exceptions: % Terphenyl (surr)(28.9%)
Additional surrogate criteria: LCS acceptance range is 60-120% MS acceptance range 50-150%. The ETPH/DRO LCS has been normalized based on the alkane calibration.

Mercury Narration

Were all QA/QC performance criteria specified in the analytical method achieved? Yes.

Instrument:

MERLIN 04/07/23 16:39 Alexander Latka, Chemist 04/07/23

CN77245

The method preparation blank, ICB, and CCBs contain all of the acids and reagents as the samples.
The initial calibration met all criteria including a standard run at or below the reporting level.
All calibration verification standards (ICV, CCV) met criteria.
All calibration blank verification standards (ICB, CCB) met criteria.
The matrix spike sample is used to identify spectral interference for each batch of samples, if within 85-115%, no interference is observed and no further action is taken.
The following Initial Calibration Verification (ICV) compounds did not meet criteria: None.
The following Continuing Calibration Verification (CCV) compounds did not meet criteria: None.

QC (Batch Specific):

Batch 671703 (CN77842)

Environmental Laboratories, Inc.
587 East Middle Turnpike, P.O.Box 370, Manchester, CT 06045
Tel. (860) 645-1102 Fax (860) 645-0823

NY # 11301

Certification Report

April 14, 2023

SDG I.D.: GCN77245

Mercury Narration

CN77245

All LCS recoveries were within 80 - 120 with the following exceptions: None.
Additional Mercury criteria: LCS acceptance range for waters is 80-120% and for soils is 70-130%. MS acceptance range is 75-125%.

ICP Metals Narration

Were all QA/QC performance criteria specified in the analytical method achieved? Yes.

Instrument:

ARCOS 04/11/23 09:53 Ian Enders, Chemist 04/11/23

CN77245

Additional criteria for CCV and ICSAB:
Sodium and Potassium are poor performing elements, the laboratory's in-house limits are 85-115% (CCV) and 70-130% (ICSAB).The linear range is defined daily by the calibration range.
The following Initial Calibration Verification (ICV) compounds did not meet criteria: None.
The following Continuing Calibration Verification (CCV) compounds did not meet criteria: None.
The following ICP Interference Check (ICSAB) compounds did not meet criteria: None.

QC (Batch Specific):

Batch 671610 (CN77549)

CN77245

All LCS recoveries were within 80 - 120 with the following exceptions: None.
All LCSD recoveries were within 80 - 120 with the following exceptions: None.
All LCS/LCSD RPDs were less than 20% with the following exceptions: None.
Additional Criteria: LCS acceptance range is 80-120% MS acceptance range 75-125%.

SVOA Narration

Were all QA/QC performance criteria specified in the Reasonable Confidence Protocol documents achieved? Yes.

Instrument:

CHEM19 04/10/23-1 Adam Werner, Chemist 04/10/23

CN77245 (1X)

For 8270 full list, the DDT breakdown and pentachlorophenol & benzidine peak tailing were evaluated in the DFTPP tune and were found to be in control.
For 8270 BN list, benzidine peak tailing was evaluated in the DFTPP tune and was found to be in control.

Initial Calibration Evaluation (CHEM19/19_SPLIT_0316):
99% of target compounds met criteria.
The following compounds had %RSDs >20%: None.
The following compounds did not meet recommended response factors: None.
The following compounds did not meet a minimum response factors: None.

Continuing Calibration Verification (CHEM19/0410_03-19_SPLIT_0316):
Internal standard areas were within 50 to 200% of the initial calibration with the following exceptions: None.
100% of target compounds met criteria.

Environmental Laboratories, Inc.
587 East Middle Turnpike, P.O.Box 370, Manchester, CT 06045
Tel. (860) 645-1102 Fax (860) 645-0823

ACCREDITED IN ACCORDANCE WITH nelac NY # 11301

RCP Certification Report

April 14, 2023

SDG I.D.: GCN77245

SVOA Narration

The following compounds did not meet % deviation criteria: None.
The following compounds did not meet maximum % deviations: None.
The following compounds did not meet recommended response factors: None.
The following compounds did not meet minimum response factors: None.

QC (Batch Specific):

Batch 671620 (CN72785)

CN77245

All LCS recoveries were within 30 - 130 with the following exceptions: None.
All LCSD recoveries were within 30 - 130 with the following exceptions: None.
All LCS/LCSD RPDs were less than 20% with the following exceptions: 2-Methylnaphthalene(28.1%), Naphthalene(29.1%)
Additional 8270 criteria:20% of compounds can be outside of acceptance criteria as long as recovery is at least 10%. (Acid surrogates acceptance range for aqueous samples: 15-110%, for soils 30-130%)
Additional 8270 criteria: 20% of compounds can be outside of acceptance criteria as long as recovery is at least 10%. (Acid surrogates acceptance range for aqueous samples: 15-110%, for soils 30-130%)

SVOASIM Narration

Were all QA/QC performance criteria specified in the Reasonable Confidence Protocol documents achieved? No.

QC Batch 671620 (Samples: CN77245): -----

The LCS/LCSD RPD exceeds the method criteria for one or more analytes, but these analytes were not reported in the sample(s) so no variability is suspected. (2-Methylnaphthalene)

The LCS/LCSD RPD exceeds the method criteria for one or more analytes, therefore there may be variability in the reported result. (Naphthalene)

Instrument:

CHEM33 04/07/23-1 Adam Werner, Chemist 04/07/23

CN77245 (1X)

Initial Calibration Evaluation (CHEM33/33_PAHSIM_0324):
100% of target compounds met criteria.
The following compounds had %RSDs >20%: None.
The following compounds did not meet recommended response factors: None.
The following compounds did not meet a minimum response factors: None.

Continuing Calibration Verification (CHEM33/0407_03-33_PAHSIM_0324):
Internal standard areas were within 50 to 200% of the initial calibration with the following exceptions: None.
100% of target compounds met criteria.
The following compounds did not meet % deviation criteria: None.
The following compounds did not meet maximum % deviations: None.
The following compounds did not meet recommended response factors: None.
The following compounds did not meet minimum response factors: None.

QC (Batch Specific):

Batch 671620 (CN72785)

Environmental Laboratories, Inc.
587 East Middle Turnpike, P.O.Box 370, Manchester, CT 06045
Tel. (860) 645-1102 Fax (860) 645-0823

ACCREDITED IN ACCORDANCE WITH nelac NY # 11301

RCP Certification Report

April 14, 2023

SDG I.D.: GCN77245

SVOASIM Narration

CN77245

All LCS recoveries were within 30 - 130 with the following exceptions: None.
All LCSD recoveries were within 30 - 130 with the following exceptions: None.
All LCS/LCSD RPDs were less than 20% with the following exceptions: 2-Methylnaphthalene(28.1%), Naphthalene(29.1%)
Additional 8270 criteria:20% of compounds can be outside of acceptance criteria as long as recovery is at least 10%. (Acid surrogates acceptance range for aqueous samples: 15-110%, for soils 30-130%)

VOA Narration

Were all QA/QC performance criteria specified in the Reasonable Confidence Protocol documents achieved? Yes.

Instrument:

CHEM02 04/06/23-2 Michael Hahn, Chemist 04/06/23

CN77245 (1X), CN77246 (1X)

Chem02 is a 25ml purge instrument. The laboratory minimum response factor is set at 0.01 instead of 0.05 for the 25ml purge instruments.
EPA method 8260D Table 4 supports this approach.

Initial Calibration Evaluation (CHEM02/VT-P040323):
95% of target compounds met criteria.
The following compounds had %RSDs >20%: 1,2-Dibromo-3-chloropropane 30% (20%), Bromoform 28% (20%), Bromomethane 34% (20%), trans-1,4-dichloro-2-butene 30% (20%)
The following compounds did not meet Table 4 recommended minimum response factors: 1,1,2-Trichloroethane 0.098 (0.1), 1,2-Dibromo-3-chloropropane 0.027 (0.05), 2-Hexanone 0.058 (0.1), 4-Methyl-2-pentanone 0.076 (0.1), Acetone 0.047 (0.1), Bromoform 0.056 (0.1), Methyl ethyl ketone 0.054 (0.1), Tetrachloroethene 0.169 (0.2), Tetrahydrofuran (THF) 0.036 (0.05)
The following compounds did not meet the minimum response factor of 0.05: 1,2-Dibromo-3-chloropropane 0.027 (0.05), Acetone 0.047 (0.05), Tetrahydrofuran (THF) 0.036 (0.05)

Continuing Calibration Verification (CHEM02/0406_29-VT-P040323):
Internal standard areas were within 50 to 200% of the initial calibration with the following exceptions: None.
100% of target compounds met criteria.
The following compounds did not meet % deviation criteria: None.
The following compounds did not meet maximum % deviations: None.
The following compounds did not meet Table 4 recommended minimum response factors: 1,2-Dibromo-3-chloropropane 0.029 (0.05), Tetrahydrofuran (THF) 0.038 (0.05)

QC (Batch Specific):

Batch 671792 (CN77246) CHEM02 4/6/2023-2

CN77245(1X), CN77246(1X)

All LCS recoveries were within 70 - 130 with the following exceptions: None.
All LCSD recoveries were within 70 - 130 with the following exceptions: None.
All LCS/LCSD RPDs were less than 30% with the following exceptions: None.
A LCS and LCS Duplicate were performed instead of a matrix spike and matrix spike duplicate.
Additional 8260 criteria: 10% of LCS/LCSD compounds can be outside of acceptance criteria as long as recovery is 40-160%, 25-160% for Chloroethane-HL and Trichlorofluoromethane-HL.

Temperature Narration

Environmental Laboratories, Inc.
587 East Middle Turnpike, P.O.Box 370, Manchester, CT 06045
Tel. (860) 645-1102 Fax (860) 645-0823

ACCREDITED IN ACCORDANCE WITH nelac NY # 11301

RCP Certification Report

April 14, 2023

SDG I.D.: GCN77245

The samples were received at 1.0C with cooling initiated.
(Note acceptance criteria for relevant matrices is above freezing up to 6°C)

PHOENIX

CHAIN OF CUSTODY RECORD

wip

Temp 1.0 °C

Customer: GEL Laboratories, LLC

Address: 2040 Savage Road, Charleston, SC 29407

Project: Rockville Former MGP

Report to: Nicholas@gelconsultants.com

Invoice to: GEL Payables@gelconsultants.com

Project P.O. 626025.04

Client Sample - Information - Identification

Sampler: Nicholas Lee

Date: 4/5/23

PHOENIX LAB USE ONLY

Customer Sample Identification

Sample Matrix

Date Sampled

Time Sampled

PAHs (8270D) SIM
VOCs (8260C) RSR Metals
Tot. EMPH CT
Total Cn 9012

Analysis Requested

Preservation

# of Containers

77245 MW-24S GW 4/5/23 15:00 X X X X 3 1

77246 TB-040523 W 4/5/23 --- X 2

Relinquished by: Date/Time 4/6/23 1545

Received by: Date/Time 4/6/23 1010

Timlis

Emily A

Comments, Special Requirements or Regulations:

Turnaround Time: 1 Day* 2 Days* 3 Days* Standard

*SURCHARGE APPLIES

Data Format: Excel PDF EQuIS Other

MA MCP Certification: GW-1 GW-2 GW-3 S-1 S-2 S-3 RCP Certification

State where samples were collected: CT

Revised COC - use as original @

Christine Paradise GCN 77245

From: Holden, Jeffrey <JHolden@geiconsultants.com>
Sent: Thursday, April 06, 2023 11:24 AM
To: Christine Paradise
Cc: Farnham, Juli
Subject: RE: Rockville Former MGP
Attachments: 20230406092837 COC.pdf

Thanks, Christine. The attached version has been filled out with analyses.

GEI
JEFF HOLDEN, PE (NY, CT, MA), LSP (MA), LEP (CT)
Sr. Engineer
607.216.8956 cell: 607.220.3205
1301 Trumansburg Road, Suite N, Ithaca, NY 14850

From: Christine Paradise <christine@phoenixlabs.com>
Sent: Thursday, April 6, 2023 10:32 AM
To: Holden, Jeffrey <JHolden@geiconsultants.com>
Subject: [EXT] Rockville Former MGP

EXTERNAL EMAIL

Good Morning,

We received samples for this chain today, however there are no tests listed. Please let me know what we should test for or if you would like us to hold them. Thank you!

Christine Paradise
Client Services
Phoenix Environmental Laboratories, Inc.
587 East Middle Turnpike | Manchester, CT 06040
860-645-1102
www.phoenixlabs.com
PHOENIX
Environmental Laboratories, Inc.

Cooler: Yes [X] No [ ]
Coolant: IPK [X] ICE [ ] No [ ]

PHOENIX
Environmental Laboratories, Inc.

CHAIN OF CUSTODY RECORD

587 East Middle Turnpike, P.O. Box 370, Manchester, CT 06040
Email Makrina Nolan: makrina@phoenixlabs.com Fax (860) 645-0823
Client Services (860) 645-1102

Temp 1.0 °C Pg of

Data Delivery/Contact Options:
[ ] Fax:
[ ] Phone:
[ ] Email:

Customer: GEI Consultants Inc.
Address: 455 Winding Brook Dr. Suite 201, Glastonbury, CT. 06033

Project: Rockville Former MGP
Report to: JHolden@geiconsultants.com
Invoice to: GEI payables@geiconsultants.com
QUOTE #

Project P.O: 2200138-1.4

This section MUST be completed with Bottle Quantities.

Client Sample - Information - Identification

Sampler's Signature: Juli Farnham Date: 4/5/23

Matrix Code:
DW=Drinking Water **GW**=Ground Water **SW**=Surface Water **WW**=Waste Water
RW=Raw Water **SE**=Sediment **SL**=Sludge **S**=Soil **SD**=Solid **W**=Wipe **OIL**=Oil
B=Bulk **L**=Liquid **X** = _____(Other)

Analysis Request

PHOENIX USE ONLY SAMPLE #	Customer Sample Identification	Sample Matrix	Date Sampled	Time Sampled	MS/MSD *	GL Amber 8 oz. [ ] H3PO4 [ ] NAHSO4	Soil VOA Vials [ ] methanol [ ] H2O	GL Soil container ( ) oz	GL Soil container ( ) oz	40 ml VOA Vial [ ] As is [X] HCL	GL Amber 1000ml [ ] As is [ ] H2SO4	PL As is [ ] 250ml [ ] 500ml [ ] 1000ml	PL H2SO4 [X] 250ml [ ] 500ml	PL HNO3 250ml	PL NaOH 250ml	Bacteria Bottle w/thio	Bacteria Bottle as is
77245	MW-29S	GW	4/5/23	1500						3	3		1	1			
77246	TB-040523	W	4/5/23	—						2							

Relinquished by:	Accepted by:	Date:	Time:
Juli Farnham		4/5/23	1745
	Emily S	4/5/23	1010

Comments, Special Requirements or Regulations:
cc: jfarnham@geiconsultants.com
eastregiondata@geiconsultants.com

*MS/MSD are considered site samples and will be billed as such in accordance with the prices quoted.

Turnaround Time:
[ ] 1 Day*
[ ] 2 Days*
[ ] 3 Days*
[X] Standard
[ ] Other
* SURCHARGE APPLIES

RI
[ ] (Residential) Direct Exposure
[ ] (Comm/Industrial) Direct Exposure
[ ] GA Leachability
[ ] GB Leachability
[ ] GA-GW Objectives
[ ] GB-GW Objectives

CT
[X] RCP Cert
[ ] GW Protection
[ ] SW Protection
[ ] GA Mobility
[X] GB Mobility
[ ] Residential DEC
[ ] I/C DEC
[ ] Other

MA
[ ] MCP Certification
[ ] GW-1 [ ] MWRA eSMART
[ ] GW-2 [ ] S-1 10% CALC
[ ] GW-3
[ ] S-1 GW-1 [ ] S-1 GW-2 [ ] S-1 GW-3
[ ] S-2 GW-1 [ ] S-2 GW-2 [ ] S-2 GW-3
[ ] S-3 GW-1 [ ] S-3 GW-2 [ ] S-3 GW-3
[ ] SW Protection

State where samples were collected: CT

Data Format
[X] Excel
[X] PDF
[ ] GIS/Key
[X] EQuIS
[ ] Other

Data Package
[ ] Tier II Checklist
[ ] Full Data Package*
[X] Phoenix Std Report
[ ] Other
* SURCHARGE APPLIES

PEL-126 REV. 03/22

The Connecticut Light and Power Company
d/b/a Eversource Energy
Docket No. 26-05-10
Date Issued September 29, 2026
RSR-032 Attachment 4
Page 253 of 570

Wednesday, April 19, 2023

Attn: Jeffery Holden
GEI Consultants
455 Winding Brook Drive Suite 201
Glastonbury, CT 06033

Project ID: **ROCKVILLE FORMER MGP**
SDG ID: **GCN78479**
Sample ID#s: CN78479 - CN78486

This laboratory is in compliance with the NELAC requirements of procedures used except where indicated.

This report contains results for the parameters tested, under the sampling conditions described on the Chain Of Custody, as received by the laboratory. This report is incomplete unless all pages indicated in the pagination at the bottom of the page are included.

A scanned version of the COC form accompanies the analytical report and is an exact duplicate of the original.

If you are the client above and have any questions concerning this testing, please do not hesitate to contact Phoenix Client Services at ext.200. The contents of this report cannot be discussed with anyone other than the client listed above without their written consent.

Sincerely yours,

Phyllis Shiller
Laboratory Director

NELAC - #NY11301
CT Lab Registration #PH-0618
MA Lab Registration #M-CT007
ME Lab Registration #CT-007
NH Lab Registration #213693-A,B
NJ Lab Registration #CT-003
NY Lab Registration #11301
PA Lab Registration #68-03530
RI Lab Registration #63
VT Lab Registration #VT11301

Environmental Laboratories, Inc.
587 East Middle Turnpike, P.O.Box 370, Manchester, CT 06045
Tel. (860) 645-1102 Fax (860) 645-0823

Sample Id Cross Reference

April 19, 2023

SDG I.D.: GCN78479

Project ID: ROCKVILLE FORMER MGP

Client Id	Lab Id	Matrix
MW-42M	CN78479	GROUND WATER
MW-43S	CN78480	GROUND WATER
MW-43M	CN78481	GROUND WATER
TB-040623	CN78482	GROUND WATER
MW-41S	CN78483	GROUND WATER
MW-42S	CN78484	GROUND WATER
DUP-01	CN78485	GROUND WATER
EB-040623	CN78486	GROUND WATER

Environmental Laboratories, Inc.
587 East Middle Turnpike, P.O.Box 370, Manchester, CT 06045
Tel. (860) 645-1102 Fax (860) 645-0823

Analysis Report

April 19, 2023

FOR: Attn: Jeffery Holden
GEI Consultants
455 Winding Brook Drive Suite 201
Glastonbury, CT 06033

Sample Information		Custody Information		Date	Time
Matrix:	GROUND WATER	Collected by:	JF	04/06/23	10:00
Location Code:	GEI	Received by:	CP	04/07/23	8:45
Rush Request:	Standard	Analyzed by:	see "By" below		
P.O.#:	2200138-1.4				

Laboratory Data

SDG ID: GCN78479
Phoenix ID: CN78479

Project ID: ROCKVILLE FORMER MGP
Client ID: MW-42M

Parameter	Result	RL/ PQL	Units	Dilution	Date/Time	By	Reference
Silver	< 0.001	0.001	mg/L	1	04/11/23	CPP	SW6010D
Arsenic	< 0.004	0.004	mg/L	1	04/11/23	CPP	SW6010D
Barium	0.176	0.002	mg/L	1	04/11/23	CPP	SW6010D
Beryllium	< 0.001	0.001	mg/L	1	04/11/23	CPP	SW6010D
Cadmium	< 0.001	0.001	mg/L	1	04/11/23	CPP	SW6010D
Chromium	< 0.001	0.001	mg/L	1	04/11/23	CPP	SW6010D
Copper	< 0.005	0.005	mg/L	1	04/11/23	CPP	SW6010D
Mercury	< 0.0002	0.0002	mg/L	1	04/10/23	AL1	SW7470A
Nickel	< 0.001	0.001	mg/L	1	04/11/23	CPP	SW6010D
Lead	0.003	0.001	mg/L	1	04/11/23	CPP	SW6010D
Antimony	< 0.005	0.005	mg/L	1	04/11/23	CPP	SW6010D
Selenium	< 0.010	0.010	mg/L	1	04/11/23	CPP	SW6010D
Thallium	< 0.0005	0.0005	mg/L	5	04/12/23	CPP	SW6020B
Vanadium	< 0.002	0.002	mg/L	1	04/11/23	CPP	SW6010D
Zinc	0.005	0.004	mg/L	1	04/11/23	CPP	SW6010D
Total Cyanide	< 0.010	0.010	mg/L	1	04/12/23	CL/GD	SW9010C/SW9012B
Extraction of ETPH	Completed				04/07/23	X/K	SW3510C/SW3520C
Mercury Digestion	Completed				04/10/23	D/ZT	SW7470A
Semi-Volatile Extraction	Completed				04/07/23	X/K	SW3520C
Total Metals Digestion	Completed				04/10/23	AG	SW3010A
Total Metals Digestion MS	Completed				04/10/23	AG	SW3010A
TPH by GC (Extractable Products)							
Ext. Petroleum H.C. (C9-C36)	0.94	0.066	mg/L	1	04/10/23	JRB	CTETPH
Identification	**		mg/L	1	04/10/23	JRB	CTETPH
QA/QC Surrogates							
% Terphenyl (surr)	91		%	1	04/10/23	JRB	50 - 150 %

Ver 1

Project ID: ROCKVILLE FORMER MGP
Client ID: MW-42M

Phoenix I.D.: CN78479

Parameter	Result	RL/ PQL	Units	Dilution	Date/Time	By	Reference
Volatiles							
1,1,1,2-Tetrachloroethane	ND	1.0	ug/L	1	04/10/23	MH	SW8260C
1,1,1-Trichloroethane	ND	1.0	ug/L	1	04/10/23	MH	SW8260C
1,1,2,2-Tetrachloroethane	ND	0.50	ug/L	1	04/10/23	MH	SW8260C
1,1,2-Trichloroethane	ND	1.0	ug/L	1	04/10/23	MH	SW8260C
1,1-Dichloroethane	ND	1.0	ug/L	1	04/10/23	MH	SW8260C
1,1-Dichloroethene	ND	1.0	ug/L	1	04/10/23	MH	SW8260C
1,1-Dichloropropene	ND	1.0	ug/L	1	04/10/23	MH	SW8260C
1,2,3-Trichlorobenzene	ND	1.0	ug/L	1	04/10/23	MH	SW8260C
1,2,3-Trichloropropane	ND	1.0	ug/L	1	04/10/23	MH	SW8260C
1,2,4-Trichlorobenzene	ND	1.0	ug/L	1	04/10/23	MH	SW8260C
1,2,4-Trimethylbenzene	27	1.0	ug/L	1	04/10/23	MH	SW8260C
1,2-Dibromo-3-chloropropane	ND	1.0	ug/L	1	04/10/23	MH	SW8260C
1,2-Dibromoethane	ND	1.0	ug/L	1	04/10/23	MH	SW8260C
1,2-Dichlorobenzene	ND	1.0	ug/L	1	04/10/23	MH	SW8260C
1,2-Dichloroethane	ND	0.60	ug/L	1	04/10/23	MH	SW8260C
1,2-Dichloropropane	ND	1.0	ug/L	1	04/10/23	MH	SW8260C
1,3,5-Trimethylbenzene	1.6	1.0	ug/L	1	04/10/23	MH	SW8260C
1,3-Dichlorobenzene	ND	1.0	ug/L	1	04/10/23	MH	SW8260C
1,3-Dichloropropane	ND	1.0	ug/L	1	04/10/23	MH	SW8260C
1,4-Dichlorobenzene	ND	1.0	ug/L	1	04/10/23	MH	SW8260C
2,2-Dichloropropane	ND	1.0	ug/L	1	04/10/23	MH	SW8260C
2-Chlorotoluene	ND	1.0	ug/L	1	04/10/23	MH	SW8260C
2-Hexanone	ND	5.0	ug/L	1	04/10/23	MH	SW8260C
2-Isopropyltoluene	ND	1.0	ug/L	1	04/10/23	MH	SW8260C
4-Chlorotoluene	ND	1.0	ug/L	1	04/10/23	MH	SW8260C
4-Methyl-2-pentanone	ND	5.0	ug/L	1	04/10/23	MH	SW8260C
Acetone	ND	25	ug/L	1	04/10/23	MH	SW8260C
Acrylonitrile	ND	1.0	ug/L	1	04/10/23	MH	SW8260C
Benzene	17	0.70	ug/L	1	04/10/23	MH	SW8260C
Bromobenzene	ND	1.0	ug/L	1	04/10/23	MH	SW8260C
Bromochloromethane	ND	1.0	ug/L	1	04/10/23	MH	SW8260C
Bromodichloromethane	ND	0.50	ug/L	1	04/10/23	MH	SW8260C
Bromoform	ND	1.0	ug/L	1	04/10/23	MH	SW8260C
Bromomethane	ND	1.0	ug/L	1	04/10/23	MH	SW8260C
Carbon Disulfide	ND	5.0	ug/L	1	04/10/23	MH	SW8260C
Carbon tetrachloride	ND	1.0	ug/L	1	04/10/23	MH	SW8260C
Chlorobenzene	ND	1.0	ug/L	1	04/10/23	MH	SW8260C
Chloroethane	ND	1.0	ug/L	1	04/10/23	MH	SW8260C
Chloroform	ND	1.0	ug/L	1	04/10/23	MH	SW8260C
Chloromethane	ND	1.0	ug/L	1	04/10/23	MH	SW8260C
cis-1,2-Dichloroethene	ND	1.0	ug/L	1	04/10/23	MH	SW8260C
cis-1,3-Dichloropropene	ND	0.40	ug/L	1	04/10/23	MH	SW8260C
Dibromochloromethane	ND	0.50	ug/L	1	04/10/23	MH	SW8260C
Dibromomethane	ND	1.0	ug/L	1	04/10/23	MH	SW8260C
Dichlorodifluoromethane	ND	1.0	ug/L	1	04/10/23	MH	SW8260C
Ethylbenzene	110	20	ug/L	20	04/08/23	MH	SW8260C
Hexachlorobutadiene	ND	0.40	ug/L	1	04/10/23	MH	SW8260C
Isopropylbenzene	11	1.0	ug/L	1	04/10/23	MH	SW8260C

Ver 1

Project ID: ROCKVILLE FORMER MGP
Client ID: MW-42M
Phoenix I.D.: CN78479

Parameter	Result	RL/ PQL	Units	Dilution	Date/Time	By	Reference
m&p-Xylene	9.2	1.0	ug/L	1	04/10/23	MH	SW8260C
Methyl ethyl ketone	ND	5.0	ug/L	1	04/10/23	MH	SW8260C
Methyl t-butyl ether (MTBE)	ND	1.0	ug/L	1	04/10/23	MH	SW8260C
Methylene chloride	ND	1.0	ug/L	1	04/10/23	MH	SW8260C
Naphthalene	250	20	ug/L	20	04/08/23	MH	SW8260C
n-Butylbenzene	ND	1.0	ug/L	1	04/10/23	MH	SW8260C
n-Propylbenzene	3.8	1.0	ug/L	1	04/10/23	MH	SW8260C
o-Xylene	40	20	ug/L	20	04/08/23	MH	SW8260C
p-Isopropyltoluene	ND	1.0	ug/L	1	04/10/23	MH	SW8260C
sec-Butylbenzene	ND	1.0	ug/L	1	04/10/23	MH	SW8260C
Styrene	ND	1.0	ug/L	1	04/10/23	MH	SW8260C
tert-Butylbenzene	ND	1.0	ug/L	1	04/10/23	MH	SW8260C
Tetrachloroethene	ND	1.0	ug/L	1	04/10/23	MH	SW8260C
Tetrahydrofuran (THF)	ND	2.5	ug/L	1	04/10/23	MH	SW8260C
Toluene	2.3	1.0	ug/L	1	04/10/23	MH	SW8260C
Total Xylenes	49.2	1.0	ug/L	1	04/08/23	MH	SW8260C
trans-1,2-Dichloroethene	ND	1.0	ug/L	1	04/10/23	MH	SW8260C
trans-1,3-Dichloropropene	ND	0.40	ug/L	1	04/10/23	MH	SW8260C
trans-1,4-dichloro-2-butene	ND	5.0	ug/L	1	04/10/23	MH	SW8260C
Trichloroethene	ND	1.0	ug/L	1	04/10/23	MH	SW8260C
Trichlorofluoromethane	ND	1.0	ug/L	1	04/10/23	MH	SW8260C
Trichlorotrifluoroethane	ND	1.0	ug/L	1	04/10/23	MH	SW8260C
Vinyl chloride	ND	1.0	ug/L	1	04/10/23	MH	SW8260C
QA/QC Surrogates							
% 1,2-dichlorobenzene-d4	99		%	1	04/10/23	MH	70 - 130 %
% Bromofluorobenzene	99		%	1	04/10/23	MH	70 - 130 %
% Dibromofluoromethane	97		%	1	04/10/23	MH	70 - 130 %
% Toluene-d8	104		%	1	04/10/23	MH	70 - 130 %
% 1,2-dichlorobenzene-d4 (20x)	102		%	20	04/08/23	MH	70 - 130 %
% Bromofluorobenzene (20x)	97		%	20	04/08/23	MH	70 - 130 %
% Dibromofluoromethane (20x)	101		%	20	04/08/23	MH	70 - 130 %
% Toluene-d8 (20x)	100		%	20	04/08/23	MH	70 - 130 %
Semivolatiles by SIM, PAH							
2-Methylnaphthalene	4.7	0.47	ug/L	1	04/10/23	KCA	SW8270D (SIM)
Acenaphthene	76	0.23	ug/L	5	04/12/23	KCA	SW8270D (SIM)
Acenaphthylene	1.3	0.28	ug/L	1	04/10/23	KCA	SW8270D (SIM)
Anthracene	4.5	0.47	ug/L	1	04/10/23	KCA	SW8270D (SIM)
Benz(a)anthracene	ND	0.05	ug/L	1	04/10/23	KCA	SW8270D (SIM)
Benzo(a)pyrene	ND	0.19	ug/L	1	04/10/23	KCA	SW8270D (SIM)
Benzo(b)fluoranthene	ND	0.07	ug/L	1	04/10/23	KCA	SW8270D (SIM)
Benzo(ghi)perylene	ND	0.45	ug/L	1	04/10/23	KCA	SW8270D (SIM)
Benzo(k)fluoranthene	ND	0.28	ug/L	1	04/10/23	KCA	SW8270D (SIM)
Chrysene	ND	0.47	ug/L	1	04/10/23	KCA	SW8270D (SIM)
Dibenz(a,h)anthracene	ND	0.09	ug/L	1	04/10/23	KCA	SW8270D (SIM)
Fluoranthene	1.8	0.47	ug/L	1	04/10/23	KCA	SW8270D (SIM)
Fluorene	19	0.23	ug/L	5	04/12/23	KCA	SW8270D (SIM)
Indeno(1,2,3-cd)pyrene	ND	0.09	ug/L	1	04/10/23	KCA	SW8270D (SIM)
Naphthalene	250	0.47	ug/L	5	04/12/23	KCA	SW8270D (SIM)
Phenanthrene	24	0.23	ug/L	5	04/12/23	KCA	SW8270D (SIM)

Ver 1

Project ID: ROCKVILLE FORMER MGP
Client ID: MW-42M

Phoenix I.D.: CN78479

Parameter	Result	RL/ PQL	Units	Dilution	Date/Time	By	Reference
Pyrene	2.4	0.47	ug/L	1	04/10/23	KCA	SW8270D (SIM)
QA/QC Surrogates							
% 2-Fluorobiphenyl	69		%	1	04/10/23	KCA	30 - 130 %
% Nitrobenzene-d5	86		%	1	04/10/23	KCA	30 - 130 %
% Terphenyl-d14	78		%	1	04/10/23	KCA	30 - 130 %
% 2-Fluorobiphenyl (5x)	92		%	5	04/12/23	KCA	30 - 130 %
% Nitrobenzene-d5 (5x)	103		%	5	04/12/23	KCA	30 - 130 %
% Terphenyl-d14 (5x)	103		%	5	04/12/23	KCA	30 - 130 %

RL/PQL=Reporting/Practical Quantitation Level ND=Not Detected BRL=Below Reporting Level
QA/QC Surrogates: Surrogates are compounds (preceeded with a %) added by the lab to determine analysis efficiency. Surrogate results(%) listed in the report are not "detected" compounds.

Comments:

TPH Comment:
**Petroleum hydrocarbon chromatogram contains a multicomponent hydrocarbon distribution in the range of C9 to C22. The sample was quantitated against a C9-C36 alkane hydrocarbon standard.

If you are the client above and have any questions concerning this testing, please do not hesitate to contact Phoenix Client Services at ext.200.
The contents of this report cannot be discussed with anyone other than the client listed above without their written consent.

Phyllis Shiller, Laboratory Director
April 19, 2023
Reviewed and Released by: Ethan Lee, Project Manager

Environmental Laboratories, Inc.
587 East Middle Turnpike, P.O.Box 370, Manchester, CT 06045
Tel. (860) 645-1102 Fax (860) 645-0823

Analysis Report

April 19, 2023

FOR: Attn: Jeffery Holden
GEI Consultants
455 Winding Brook Drive Suite 201
Glastonbury, CT 06033

Sample Information		Custody Information		Date	Time
Matrix:	GROUND WATER	Collected by:	JF	04/06/23	10:50
Location Code:	GEI	Received by:	CP	04/07/23	8:45
Rush Request:	Standard	Analyzed by:	see "By" below		
P.O.#:	2200138-1.4				

Laboratory Data

SDG ID: GCN78479
Phoenix ID: CN78480

Project ID: ROCKVILLE FORMER MGP
Client ID: MW-43S

Parameter	Result	RL/ PQL	Units	Dilution	Date/Time	By	Reference
Silver	< 0.001	0.001	mg/L	1	04/11/23	CPP	SW6010D
Arsenic	< 0.004	0.004	mg/L	1	04/11/23	CPP	SW6010D
Barium	0.199	0.002	mg/L	1	04/11/23	CPP	SW6010D
Beryllium	< 0.001	0.001	mg/L	1	04/11/23	CPP	SW6010D
Cadmium	< 0.001	0.001	mg/L	1	04/11/23	CPP	SW6010D
Chromium	< 0.001	0.001	mg/L	1	04/11/23	CPP	SW6010D
Copper	< 0.005	0.005	mg/L	1	04/11/23	CPP	SW6010D
Mercury	< 0.0002	0.0002	mg/L	1	04/10/23	AL1	SW7470A
Nickel	< 0.001	0.001	mg/L	1	04/11/23	CPP	SW6010D
Lead	< 0.001	0.001	mg/L	1	04/11/23	CPP	SW6010D
Antimony	< 0.005	0.005	mg/L	1	04/11/23	CPP	SW6010D
Selenium	< 0.010	0.010	mg/L	1	04/11/23	CPP	SW6010D
Thallium	< 0.0005	0.0005	mg/L	5	04/12/23	CPP	SW6020B
Vanadium	< 0.002	0.002	mg/L	1	04/11/23	CPP	SW6010D
Zinc	< 0.004	0.004	mg/L	1	04/11/23	CPP	SW6010D
Total Cyanide	< 0.010	0.010	mg/L	1	04/12/23	CL/GD	SW9010C/SW9012B
Extraction of ETPH	Completed				04/07/23	X/K	SW3510C/SW3520C
Mercury Digestion	Completed				04/10/23	D/ZT	SW7470A
Semi-Volatile Extraction	Completed				04/07/23	X/K	SW3520C
Total Metals Digestion	Completed				04/10/23	AG	SW3010A
Total Metals Digestion MS	Completed				04/10/23	AG	SW3010A
TPH by GC (Extractable Products)							
Ext. Petroleum H.C. (C9-C36)	ND	0.067	mg/L	1	04/10/23	JRB	CTETPH
Identification	ND		mg/L	1	04/10/23	JRB	CTETPH
QA/QC Surrogates							
% Terphenyl (surr)	83		%	1	04/10/23	JRB	50 - 150 %

Ver 1

Project ID: ROCKVILLE FORMER MGP
Client ID: MW-43S

Phoenix I.D.: CN78480

Parameter	Result	RL/ PQL	Units	Dilution	Date/Time	By	Reference
Volatiles							
1,1,1,2-Tetrachloroethane	ND	1.0	ug/L	1	04/07/23	MH	SW8260C
1,1,1-Trichloroethane	ND	1.0	ug/L	1	04/07/23	MH	SW8260C
1,1,2,2-Tetrachloroethane	ND	0.50	ug/L	1	04/07/23	MH	SW8260C
1,1,2-Trichloroethane	ND	1.0	ug/L	1	04/07/23	MH	SW8260C
1,1-Dichloroethane	ND	1.0	ug/L	1	04/07/23	MH	SW8260C
1,1-Dichloroethene	ND	1.0	ug/L	1	04/07/23	MH	SW8260C
1,1-Dichloropropene	ND	1.0	ug/L	1	04/07/23	MH	SW8260C
1,2,3-Trichlorobenzene	ND	1.0	ug/L	1	04/07/23	MH	SW8260C
1,2,3-Trichloropropane	ND	1.0	ug/L	1	04/07/23	MH	SW8260C
1,2,4-Trichlorobenzene	ND	1.0	ug/L	1	04/07/23	MH	SW8260C
1,2,4-Trimethylbenzene	ND	1.0	ug/L	1	04/07/23	MH	SW8260C
1,2-Dibromo-3-chloropropane	ND	1.0	ug/L	1	04/07/23	MH	SW8260C
1,2-Dibromoethane	ND	1.0	ug/L	1	04/07/23	MH	SW8260C
1,2-Dichlorobenzene	ND	1.0	ug/L	1	04/07/23	MH	SW8260C
1,2-Dichloroethane	ND	0.60	ug/L	1	04/07/23	MH	SW8260C
1,2-Dichloropropane	ND	1.0	ug/L	1	04/07/23	MH	SW8260C
1,3,5-Trimethylbenzene	ND	1.0	ug/L	1	04/07/23	MH	SW8260C
1,3-Dichlorobenzene	ND	1.0	ug/L	1	04/07/23	MH	SW8260C
1,3-Dichloropropane	ND	1.0	ug/L	1	04/07/23	MH	SW8260C
1,4-Dichlorobenzene	ND	1.0	ug/L	1	04/07/23	MH	SW8260C
2,2-Dichloropropane	ND	1.0	ug/L	1	04/07/23	MH	SW8260C
2-Chlorotoluene	ND	1.0	ug/L	1	04/07/23	MH	SW8260C
2-Hexanone	ND	5.0	ug/L	1	04/07/23	MH	SW8260C
2-Isopropyltoluene	ND	1.0	ug/L	1	04/07/23	MH	SW8260C
4-Chlorotoluene	ND	1.0	ug/L	1	04/07/23	MH	SW8260C
4-Methyl-2-pentanone	ND	5.0	ug/L	1	04/07/23	MH	SW8260C
Acetone	ND	25	ug/L	1	04/07/23	MH	SW8260C
Acrylonitrile	ND	1.0	ug/L	1	04/07/23	MH	SW8260C
Benzene	ND	0.70	ug/L	1	04/07/23	MH	SW8260C
Bromobenzene	ND	1.0	ug/L	1	04/07/23	MH	SW8260C
Bromochloromethane	ND	1.0	ug/L	1	04/07/23	MH	SW8260C
Bromodichloromethane	ND	0.50	ug/L	1	04/07/23	MH	SW8260C
Bromoform	ND	1.0	ug/L	1	04/07/23	MH	SW8260C
Bromomethane	ND	1.0	ug/L	1	04/07/23	MH	SW8260C
Carbon Disulfide	ND	5.0	ug/L	1	04/07/23	MH	SW8260C
Carbon tetrachloride	ND	1.0	ug/L	1	04/07/23	MH	SW8260C
Chlorobenzene	ND	1.0	ug/L	1	04/07/23	MH	SW8260C
Chloroethane	ND	1.0	ug/L	1	04/07/23	MH	SW8260C
Chloroform	ND	1.0	ug/L	1	04/07/23	MH	SW8260C
Chloromethane	ND	1.0	ug/L	1	04/07/23	MH	SW8260C
cis-1,2-Dichloroethene	ND	1.0	ug/L	1	04/07/23	MH	SW8260C
cis-1,3-Dichloropropene	ND	0.40	ug/L	1	04/07/23	MH	SW8260C
Dibromochloromethane	ND	0.50	ug/L	1	04/07/23	MH	SW8260C
Dibromomethane	ND	1.0	ug/L	1	04/07/23	MH	SW8260C
Dichlorodifluoromethane	ND	1.0	ug/L	1	04/07/23	MH	SW8260C
Ethylbenzene	ND	1.0	ug/L	1	04/07/23	MH	SW8260C
Hexachlorobutadiene	ND	0.40	ug/L	1	04/07/23	MH	SW8260C
Isopropylbenzene	ND	1.0	ug/L	1	04/07/23	MH	SW8260C

Ver 1

Project ID: ROCKVILLE FORMER MGP
Client ID: MW-43S

Phoenix I.D.: CN78480

Parameter	Result	RL/ PQL	Units	Dilution	Date/Time	By	Reference
m&p-Xylene	ND	1.0	ug/L	1	04/07/23	MH	SW8260C
Methyl ethyl ketone	ND	5.0	ug/L	1	04/07/23	MH	SW8260C
Methyl t-butyl ether (MTBE)	ND	1.0	ug/L	1	04/07/23	MH	SW8260C
Methylene chloride	ND	1.0	ug/L	1	04/07/23	MH	SW8260C
Naphthalene	ND	1.0	ug/L	1	04/07/23	MH	SW8260C
n-Butylbenzene	ND	1.0	ug/L	1	04/07/23	MH	SW8260C
n-Propylbenzene	ND	1.0	ug/L	1	04/07/23	MH	SW8260C
o-Xylene	ND	1.0	ug/L	1	04/07/23	MH	SW8260C
p-Isopropyltoluene	ND	1.0	ug/L	1	04/07/23	MH	SW8260C
sec-Butylbenzene	ND	1.0	ug/L	1	04/07/23	MH	SW8260C
Styrene	ND	1.0	ug/L	1	04/07/23	MH	SW8260C
tert-Butylbenzene	ND	1.0	ug/L	1	04/07/23	MH	SW8260C
Tetrachloroethene	ND	1.0	ug/L	1	04/07/23	MH	SW8260C
Tetrahydrofuran (THF)	ND	2.5	ug/L	1	04/07/23	MH	SW8260C
Toluene	ND	1.0	ug/L	1	04/07/23	MH	SW8260C
Total Xylenes	ND	1.0	ug/L	1	04/07/23	MH	SW8260C
trans-1,2-Dichloroethene	ND	1.0	ug/L	1	04/07/23	MH	SW8260C
trans-1,3-Dichloropropene	ND	0.40	ug/L	1	04/07/23	MH	SW8260C
trans-1,4-dichloro-2-butene	ND	5.0	ug/L	1	04/07/23	MH	SW8260C
Trichloroethene	ND	1.0	ug/L	1	04/07/23	MH	SW8260C
Trichlorofluoromethane	ND	1.0	ug/L	1	04/07/23	MH	SW8260C
Trichlorotrifluoroethane	ND	1.0	ug/L	1	04/07/23	MH	SW8260C
Vinyl chloride	ND	1.0	ug/L	1	04/07/23	MH	SW8260C
QA/QC Surrogates							
% 1,2-dichlorobenzene-d4	100		%	1	04/07/23	MH	70 - 130 %
% Bromofluorobenzene	96		%	1	04/07/23	MH	70 - 130 %
% Dibromofluoromethane	101		%	1	04/07/23	MH	70 - 130 %
% Toluene-d8	100		%	1	04/07/23	MH	70 - 130 %
Semivolatiles by SIM, PAH							
2-Methylnaphthalene	ND	0.49	ug/L	1	04/10/23	KCA	SW8270D (SIM)
Acenaphthene	ND	0.49	ug/L	1	04/10/23	KCA	SW8270D (SIM)
Acenaphthylene	ND	0.29	ug/L	1	04/10/23	KCA	SW8270D (SIM)
Anthracene	ND	0.49	ug/L	1	04/10/23	KCA	SW8270D (SIM)
Benz(a)anthracene	ND	0.05	ug/L	1	04/10/23	KCA	SW8270D (SIM)
Benzo(a)pyrene	ND	0.19	ug/L	1	04/10/23	KCA	SW8270D (SIM)
Benzo(b)fluoranthene	ND	0.07	ug/L	1	04/10/23	KCA	SW8270D (SIM)
Benzo(ghi)perylene	ND	0.47	ug/L	1	04/10/23	KCA	SW8270D (SIM)
Benzo(k)fluoranthene	ND	0.29	ug/L	1	04/10/23	KCA	SW8270D (SIM)
Chrysene	ND	0.49	ug/L	1	04/10/23	KCA	SW8270D (SIM)
Dibenz(a,h)anthracene	ND	0.10	ug/L	1	04/10/23	KCA	SW8270D (SIM)
Fluoranthene	ND	0.49	ug/L	1	04/10/23	KCA	SW8270D (SIM)
Fluorene	ND	0.49	ug/L	1	04/10/23	KCA	SW8270D (SIM)
Indeno(1,2,3-cd)pyrene	ND	0.10	ug/L	1	04/10/23	KCA	SW8270D (SIM)
Naphthalene	ND	0.49	ug/L	1	04/10/23	KCA	SW8270D (SIM)
Phenanthrene	ND	0.06	ug/L	1	04/10/23	KCA	SW8270D (SIM)
Pyrene	ND	0.49	ug/L	1	04/10/23	KCA	SW8270D (SIM)
QA/QC Surrogates							
% 2-Fluorobiphenyl	74		%	1	04/10/23	KCA	30 - 130 %
% Nitrobenzene-d5	96		%	1	04/10/23	KCA	30 - 130 %

Ver 1

Project ID: ROCKVILLE FORMER MGP
Client ID: MW-43S

Phoenix I.D.: CN78480

Parameter	Result	RL/ PQL	Units	Dilution	Date/Time	By	Reference
% Terphenyl-d14	85		%	1	04/10/23	KCA	30 - 130 %

RL/PQL=Reporting/Practical Quantitation Level ND=Not Detected BRL=Below Reporting Level
QA/QC Surrogates: Surrogates are compounds (preceeded with a %) added by the lab to determine analysis efficiency. Surrogate results(%) listed in the report are not "detected" compounds.

Comments:

If you are the client above and have any questions concerning this testing, please do not hesitate to contact Phoenix Client Services at ext.200.
The contents of this report cannot be discussed with anyone other than the client listed above without their written consent.

Phyllis Shiller, Laboratory Director
April 19, 2023
Reviewed and Released by: Ethan Lee, Project Manager

Environmental Laboratories, Inc.
587 East Middle Turnpike, P.O.Box 370, Manchester, CT 06045
Tel. (860) 645-1102 Fax (860) 645-0823

Analysis Report

April 19, 2023

FOR: Attn: Jeffery Holden
GEI Consultants
455 Winding Brook Drive Suite 201
Glastonbury, CT 06033

Sample Information		Custody Information		Date	Time
Matrix:	GROUND WATER	Collected by:	JF	04/06/23	12:35
Location Code:	GEI	Received by:	CP	04/07/23	8:45
Rush Request:	Standard	Analyzed by:	see "By" below		
P.O.#:	2200138-1.4				

Laboratory Data

SDG ID: GCN78479
Phoenix ID: CN78481

Project ID: ROCKVILLE FORMER MGP
Client ID: MW-43M

Parameter	Result	RL/ PQL	Units	Dilution	Date/Time	By	Reference
Silver	< 0.001	0.001	mg/L	1	04/11/23	CPP	SW6010D
Arsenic	< 0.004	0.004	mg/L	1	04/11/23	CPP	SW6010D
Barium	0.354	0.002	mg/L	1	04/11/23	CPP	SW6010D
Beryllium	< 0.001	0.001	mg/L	1	04/11/23	CPP	SW6010D
Cadmium	< 0.001	0.001	mg/L	1	04/11/23	CPP	SW6010D
Chromium	0.003	0.001	mg/L	1	04/11/23	CPP	SW6010D
Copper	0.006	0.005	mg/L	1	04/11/23	CPP	SW6010D
Mercury	< 0.0002	0.0002	mg/L	1	04/10/23	AL1	SW7470A
Nickel	0.104	0.001	mg/L	1	04/11/23	CPP	SW6010D
Lead	0.003	0.001	mg/L	1	04/11/23	CPP	SW6010D
Antimony	< 0.005	0.005	mg/L	1	04/11/23	CPP	SW6010D
Selenium	< 0.010	0.010	mg/L	1	04/11/23	CPP	SW6010D
Thallium	< 0.0005	0.0005	mg/L	5	04/12/23	CPP	SW6020B
Vanadium	< 0.002	0.002	mg/L	1	04/11/23	CPP	SW6010D
Zinc	0.015	0.004	mg/L	1	04/11/23	CPP	SW6010D
Total Cyanide	< 0.010	0.010	mg/L	1	04/12/23	CL/GD	SW9010C/SW9012B
Extraction of ETPH	Completed				04/07/23	X/K	SW3510C/SW3520C
Mercury Digestion	Completed				04/10/23	D/ZT	SW7470A
Semi-Volatile Extraction	Completed				04/07/23	X/K	SW3520C
Total Metals Digestion	Completed				04/10/23	AG	SW3010A
Total Metals Digestion MS	Completed				04/10/23	AG	SW3010A
TPH by GC (Extractable Products)							
Ext. Petroleum H.C. (C9-C36)	ND	0.067	mg/L	1	04/10/23	JRB	CTETPH
Identification	ND		mg/L	1	04/10/23	JRB	CTETPH
QA/QC Surrogates							
% Terphenyl (surr)	78		%	1	04/10/23	JRB	50 - 150 %

Ver 1

Project ID: ROCKVILLE FORMER MGP
Client ID: MW-43M

Phoenix I.D.: CN78481

Parameter	Result	RL/ PQL	Units	Dilution	Date/Time	By	Reference
Volatiles							
1,1,1,2-Tetrachloroethane	ND	1.0	ug/L	1	04/07/23	MH	SW8260C
1,1,1-Trichloroethane	ND	1.0	ug/L	1	04/07/23	MH	SW8260C
1,1,2,2-Tetrachloroethane	ND	0.50	ug/L	1	04/07/23	MH	SW8260C
1,1,2-Trichloroethane	ND	1.0	ug/L	1	04/07/23	MH	SW8260C
1,1-Dichloroethane	ND	1.0	ug/L	1	04/07/23	MH	SW8260C
1,1-Dichloroethene	ND	1.0	ug/L	1	04/07/23	MH	SW8260C
1,1-Dichloropropene	ND	1.0	ug/L	1	04/07/23	MH	SW8260C
1,2,3-Trichlorobenzene	ND	1.0	ug/L	1	04/07/23	MH	SW8260C
1,2,3-Trichloropropane	ND	1.0	ug/L	1	04/07/23	MH	SW8260C
1,2,4-Trichlorobenzene	ND	1.0	ug/L	1	04/07/23	MH	SW8260C
1,2,4-Trimethylbenzene	ND	1.0	ug/L	1	04/07/23	MH	SW8260C
1,2-Dibromo-3-chloropropane	ND	1.0	ug/L	1	04/07/23	MH	SW8260C
1,2-Dibromoethane	ND	1.0	ug/L	1	04/07/23	MH	SW8260C
1,2-Dichlorobenzene	ND	1.0	ug/L	1	04/07/23	MH	SW8260C
1,2-Dichloroethane	ND	0.60	ug/L	1	04/07/23	MH	SW8260C
1,2-Dichloropropane	ND	1.0	ug/L	1	04/07/23	MH	SW8260C
1,3,5-Trimethylbenzene	ND	1.0	ug/L	1	04/07/23	MH	SW8260C
1,3-Dichlorobenzene	ND	1.0	ug/L	1	04/07/23	MH	SW8260C
1,3-Dichloropropane	ND	1.0	ug/L	1	04/07/23	MH	SW8260C
1,4-Dichlorobenzene	ND	1.0	ug/L	1	04/07/23	MH	SW8260C
2,2-Dichloropropane	ND	1.0	ug/L	1	04/07/23	MH	SW8260C
2-Chlorotoluene	ND	1.0	ug/L	1	04/07/23	MH	SW8260C
2-Hexanone	ND	5.0	ug/L	1	04/07/23	MH	SW8260C
2-Isopropyltoluene	ND	1.0	ug/L	1	04/07/23	MH	SW8260C
4-Chlorotoluene	ND	1.0	ug/L	1	04/07/23	MH	SW8260C
4-Methyl-2-pentanone	ND	5.0	ug/L	1	04/07/23	MH	SW8260C
Acetone	ND	25	ug/L	1	04/07/23	MH	SW8260C
Acrylonitrile	ND	1.0	ug/L	1	04/07/23	MH	SW8260C
Benzene	ND	0.70	ug/L	1	04/07/23	MH	SW8260C
Bromobenzene	ND	1.0	ug/L	1	04/07/23	MH	SW8260C
Bromochloromethane	ND	1.0	ug/L	1	04/07/23	MH	SW8260C
Bromodichloromethane	ND	0.50	ug/L	1	04/07/23	MH	SW8260C
Bromoform	ND	1.0	ug/L	1	04/07/23	MH	SW8260C
Bromomethane	ND	1.0	ug/L	1	04/07/23	MH	SW8260C
Carbon Disulfide	ND	5.0	ug/L	1	04/07/23	MH	SW8260C
Carbon tetrachloride	ND	1.0	ug/L	1	04/07/23	MH	SW8260C
Chlorobenzene	ND	1.0	ug/L	1	04/07/23	MH	SW8260C
Chloroethane	ND	1.0	ug/L	1	04/07/23	MH	SW8260C
Chloroform	ND	1.0	ug/L	1	04/07/23	MH	SW8260C
Chloromethane	ND	1.0	ug/L	1	04/07/23	MH	SW8260C
cis-1,2-Dichloroethene	ND	1.0	ug/L	1	04/07/23	MH	SW8260C
cis-1,3-Dichloropropene	ND	0.40	ug/L	1	04/07/23	MH	SW8260C
Dibromochloromethane	ND	0.50	ug/L	1	04/07/23	MH	SW8260C
Dibromomethane	ND	1.0	ug/L	1	04/07/23	MH	SW8260C
Dichlorodifluoromethane	ND	1.0	ug/L	1	04/07/23	MH	SW8260C
Ethylbenzene	ND	1.0	ug/L	1	04/07/23	MH	SW8260C
Hexachlorobutadiene	ND	0.40	ug/L	1	04/07/23	MH	SW8260C
Isopropylbenzene	ND	1.0	ug/L	1	04/07/23	MH	SW8260C

Ver 1

Project ID: ROCKVILLE FORMER MGP
Client ID: MW-43M

Phoenix I.D.: CN78481

Parameter	Result	RL/ PQL	Units	Dilution	Date/Time	By	Reference
m&p-Xylene	ND	1.0	ug/L	1	04/07/23	MH	SW8260C
Methyl ethyl ketone	ND	5.0	ug/L	1	04/07/23	MH	SW8260C
Methyl t-butyl ether (MTBE)	ND	1.0	ug/L	1	04/07/23	MH	SW8260C
Methylene chloride	ND	1.0	ug/L	1	04/07/23	MH	SW8260C
Naphthalene	ND	1.0	ug/L	1	04/07/23	MH	SW8260C
n-Butylbenzene	ND	1.0	ug/L	1	04/07/23	MH	SW8260C
n-Propylbenzene	ND	1.0	ug/L	1	04/07/23	MH	SW8260C
o-Xylene	ND	1.0	ug/L	1	04/07/23	MH	SW8260C
p-Isopropyltoluene	ND	1.0	ug/L	1	04/07/23	MH	SW8260C
sec-Butylbenzene	ND	1.0	ug/L	1	04/07/23	MH	SW8260C
Styrene	ND	1.0	ug/L	1	04/07/23	MH	SW8260C
tert-Butylbenzene	ND	1.0	ug/L	1	04/07/23	MH	SW8260C
Tetrachloroethene	ND	1.0	ug/L	1	04/07/23	MH	SW8260C
Tetrahydrofuran (THF)	ND	2.5	ug/L	1	04/07/23	MH	SW8260C
Toluene	ND	1.0	ug/L	1	04/07/23	MH	SW8260C
Total Xylenes	ND	1.0	ug/L	1	04/07/23	MH	SW8260C
trans-1,2-Dichloroethene	ND	1.0	ug/L	1	04/07/23	MH	SW8260C
trans-1,3-Dichloropropene	ND	0.40	ug/L	1	04/07/23	MH	SW8260C
trans-1,4-dichloro-2-butene	ND	5.0	ug/L	1	04/07/23	MH	SW8260C
Trichloroethene	ND	1.0	ug/L	1	04/07/23	MH	SW8260C
Trichlorofluoromethane	ND	1.0	ug/L	1	04/07/23	MH	SW8260C
Trichlorotrifluoroethane	ND	1.0	ug/L	1	04/07/23	MH	SW8260C
Vinyl chloride	ND	1.0	ug/L	1	04/07/23	MH	SW8260C
QA/QC Surrogates							
% 1,2-dichlorobenzene-d4	101		%	1	04/07/23	MH	70 - 130 %
% Bromofluorobenzene	97		%	1	04/07/23	MH	70 - 130 %
% Dibromofluoromethane	104		%	1	04/07/23	MH	70 - 130 %
% Toluene-d8	99		%	1	04/07/23	MH	70 - 130 %
Semivolatiles by SIM, PAH							
2-Methylnaphthalene	ND	0.49	ug/L	1	04/10/23	KCA	SW8270D (SIM)
Acenaphthene	ND	0.49	ug/L	1	04/10/23	KCA	SW8270D (SIM)
Acenaphthylene	ND	0.29	ug/L	1	04/10/23	KCA	SW8270D (SIM)
Anthracene	ND	0.49	ug/L	1	04/10/23	KCA	SW8270D (SIM)
Benz(a)anthracene	ND	0.05	ug/L	1	04/10/23	KCA	SW8270D (SIM)
Benzo(a)pyrene	ND	0.20	ug/L	1	04/10/23	KCA	SW8270D (SIM)
Benzo(b)fluoranthene	ND	0.07	ug/L	1	04/10/23	KCA	SW8270D (SIM)
Benzo(ghi)perylene	ND	0.47	ug/L	1	04/10/23	KCA	SW8270D (SIM)
Benzo(k)fluoranthene	ND	0.29	ug/L	1	04/10/23	KCA	SW8270D (SIM)
Chrysene	ND	0.49	ug/L	1	04/10/23	KCA	SW8270D (SIM)
Dibenz(a,h)anthracene	ND	0.10	ug/L	1	04/10/23	KCA	SW8270D (SIM)
Fluoranthene	ND	0.49	ug/L	1	04/10/23	KCA	SW8270D (SIM)
Fluorene	ND	0.49	ug/L	1	04/10/23	KCA	SW8270D (SIM)
Indeno(1,2,3-cd)pyrene	ND	0.10	ug/L	1	04/10/23	KCA	SW8270D (SIM)
Naphthalene	ND	0.49	ug/L	1	04/10/23	KCA	SW8270D (SIM)
Phenanthrene	ND	0.06	ug/L	1	04/10/23	KCA	SW8270D (SIM)
Pyrene	ND	0.49	ug/L	1	04/10/23	KCA	SW8270D (SIM)
QA/QC Surrogates							
% 2-Fluorobiphenyl	80		%	1	04/10/23	KCA	30 - 130 %
% Nitrobenzene-d5	105		%	1	04/10/23	KCA	30 - 130 %

Ver 1

Project ID: ROCKVILLE FORMER MGP
Client ID: MW-43M

Phoenix I.D.: CN78481

Parameter	Result	RL/ PQL	Units	Dilution	Date/Time	By	Reference
% Terphenyl-d14	84		%	1	04/10/23	KCA	30 - 130 %

RL/PQL=Reporting/Practical Quantitation Level ND=Not Detected BRL=Below Reporting Level
QA/QC Surrogates: Surrogates are compounds (preceeded with a %) added by the lab to determine analysis efficiency. Surrogate results(%) listed in the report are not "detected" compounds.

Comments:

If you are the client above and have any questions concerning this testing, please do not hesitate to contact Phoenix Client Services at ext.200.
The contents of this report cannot be discussed with anyone other than the client listed above without their written consent.

Phyllis Shiller, Laboratory Director
April 19, 2023
Reviewed and Released by: Ethan Lee, Project Manager

Environmental Laboratories, Inc.
587 East Middle Turnpike, P.O.Box 370, Manchester, CT 06045
Tel. (860) 645-1102 Fax (860) 645-0823

Analysis Report

April 19, 2023

FOR: Attn: Jeffery Holden
GEI Consultants
455 Winding Brook Drive Suite 201
Glastonbury, CT 06033

Sample Information		Custody Information		Date	Time
Matrix:	GROUND WATER	Collected by:	JF	04/06/23	
Location Code:	GEI	Received by:	CP	04/07/23	8:45
Rush Request:	Standard	Analyzed by:	see "By" below		
P.O.#:	2200138-1.4				

Laboratory Data

SDG ID: GCN78479
Phoenix ID: CN78482

Project ID: ROCKVILLE FORMER MGP
Client ID: TB-040623

Parameter	Result	RL/ PQL	Units	Dilution	Date/Time	By	Reference
Volatiles							
1,1,1,2-Tetrachloroethane	ND	1.0	ug/L	1	04/07/23	MH	SW8260C
1,1,1-Trichloroethane	ND	1.0	ug/L	1	04/07/23	MH	SW8260C
1,1,2,2-Tetrachloroethane	ND	0.50	ug/L	1	04/07/23	MH	SW8260C
1,1,2-Trichloroethane	ND	1.0	ug/L	1	04/07/23	MH	SW8260C
1,1-Dichloroethane	ND	1.0	ug/L	1	04/07/23	MH	SW8260C
1,1-Dichloroethene	ND	1.0	ug/L	1	04/07/23	MH	SW8260C
1,1-Dichloropropene	ND	1.0	ug/L	1	04/07/23	MH	SW8260C
1,2,3-Trichlorobenzene	ND	1.0	ug/L	1	04/07/23	MH	SW8260C
1,2,3-Trichloropropane	ND	1.0	ug/L	1	04/07/23	MH	SW8260C
1,2,4-Trichlorobenzene	ND	1.0	ug/L	1	04/07/23	MH	SW8260C
1,2,4-Trimethylbenzene	ND	1.0	ug/L	1	04/07/23	MH	SW8260C
1,2-Dibromo-3-chloropropane	ND	1.0	ug/L	1	04/07/23	MH	SW8260C
1,2-Dibromoethane	ND	1.0	ug/L	1	04/07/23	MH	SW8260C
1,2-Dichlorobenzene	ND	1.0	ug/L	1	04/07/23	MH	SW8260C
1,2-Dichloroethane	ND	0.60	ug/L	1	04/07/23	MH	SW8260C
1,2-Dichloropropane	ND	1.0	ug/L	1	04/07/23	MH	SW8260C
1,3,5-Trimethylbenzene	ND	1.0	ug/L	1	04/07/23	MH	SW8260C
1,3-Dichlorobenzene	ND	1.0	ug/L	1	04/07/23	MH	SW8260C
1,3-Dichloropropane	ND	1.0	ug/L	1	04/07/23	MH	SW8260C
1,4-Dichlorobenzene	ND	1.0	ug/L	1	04/07/23	MH	SW8260C
2,2-Dichloropropane	ND	1.0	ug/L	1	04/07/23	MH	SW8260C
2-Chlorotoluene	ND	1.0	ug/L	1	04/07/23	MH	SW8260C
2-Hexanone	ND	5.0	ug/L	1	04/07/23	MH	SW8260C
2-Isopropyltoluene	ND	1.0	ug/L	1	04/07/23	MH	SW8260C
4-Chlorotoluene	ND	1.0	ug/L	1	04/07/23	MH	SW8260C
4-Methyl-2-pentanone	ND	5.0	ug/L	1	04/07/23	MH	SW8260C

Ver 1

Project ID: ROCKVILLE FORMER MGP
Client ID: TB-040623

Phoenix I.D.: CN78482

Parameter	Result	RL/ PQL	Units	Dilution	Date/Time	By	Reference
Acetone	ND	25	ug/L	1	04/07/23	MH	SW8260C
Acrylonitrile	ND	1.0	ug/L	1	04/07/23	MH	SW8260C
Benzene	ND	0.70	ug/L	1	04/07/23	MH	SW8260C
Bromobenzene	ND	1.0	ug/L	1	04/07/23	MH	SW8260C
Bromochloromethane	ND	1.0	ug/L	1	04/07/23	MH	SW8260C
Bromodichloromethane	ND	0.50	ug/L	1	04/07/23	MH	SW8260C
Bromoform	ND	1.0	ug/L	1	04/07/23	MH	SW8260C
Bromomethane	ND	1.0	ug/L	1	04/07/23	MH	SW8260C
Carbon Disulfide	ND	5.0	ug/L	1	04/07/23	MH	SW8260C
Carbon tetrachloride	ND	1.0	ug/L	1	04/07/23	MH	SW8260C
Chlorobenzene	ND	1.0	ug/L	1	04/07/23	MH	SW8260C
Chloroethane	ND	1.0	ug/L	1	04/07/23	MH	SW8260C
Chloroform	ND	1.0	ug/L	1	04/07/23	MH	SW8260C
Chloromethane	ND	1.0	ug/L	1	04/07/23	MH	SW8260C
cis-1,2-Dichloroethene	ND	1.0	ug/L	1	04/07/23	MH	SW8260C
cis-1,3-Dichloropropene	ND	0.40	ug/L	1	04/07/23	MH	SW8260C
Dibromochloromethane	ND	0.50	ug/L	1	04/07/23	MH	SW8260C
Dibromomethane	ND	1.0	ug/L	1	04/07/23	MH	SW8260C
Dichlorodifluoromethane	ND	1.0	ug/L	1	04/07/23	MH	SW8260C
Ethylbenzene	ND	1.0	ug/L	1	04/07/23	MH	SW8260C
Hexachlorobutadiene	ND	0.40	ug/L	1	04/07/23	MH	SW8260C
Isopropylbenzene	ND	1.0	ug/L	1	04/07/23	MH	SW8260C
m&p-Xylene	ND	1.0	ug/L	1	04/07/23	MH	SW8260C
Methyl ethyl ketone	ND	5.0	ug/L	1	04/07/23	MH	SW8260C
Methyl t-butyl ether (MTBE)	ND	1.0	ug/L	1	04/07/23	MH	SW8260C
Methylene chloride	ND	1.0	ug/L	1	04/07/23	MH	SW8260C
Naphthalene	ND	1.0	ug/L	1	04/07/23	MH	SW8260C
n-Butylbenzene	ND	1.0	ug/L	1	04/07/23	MH	SW8260C
n-Propylbenzene	ND	1.0	ug/L	1	04/07/23	MH	SW8260C
o-Xylene	ND	1.0	ug/L	1	04/07/23	MH	SW8260C
p-Isopropyltoluene	ND	1.0	ug/L	1	04/07/23	MH	SW8260C
sec-Butylbenzene	ND	1.0	ug/L	1	04/07/23	MH	SW8260C
Styrene	ND	1.0	ug/L	1	04/07/23	MH	SW8260C
tert-Butylbenzene	ND	1.0	ug/L	1	04/07/23	MH	SW8260C
Tetrachloroethene	ND	1.0	ug/L	1	04/07/23	MH	SW8260C
Tetrahydrofuran (THF)	ND	2.5	ug/L	1	04/07/23	MH	SW8260C
Toluene	ND	1.0	ug/L	1	04/07/23	MH	SW8260C
Total Xylenes	ND	1.0	ug/L	1	04/07/23	MH	SW8260C
trans-1,2-Dichloroethene	ND	1.0	ug/L	1	04/07/23	MH	SW8260C
trans-1,3-Dichloropropene	ND	0.40	ug/L	1	04/07/23	MH	SW8260C
trans-1,4-dichloro-2-butene	ND	5.0	ug/L	1	04/07/23	MH	SW8260C
Trichloroethene	ND	1.0	ug/L	1	04/07/23	MH	SW8260C
Trichlorofluoromethane	ND	1.0	ug/L	1	04/07/23	MH	SW8260C
Trichlorotrifluoroethane	ND	1.0	ug/L	1	04/07/23	MH	SW8260C
Vinyl chloride	ND	1.0	ug/L	1	04/07/23	MH	SW8260C
QA/QC Surrogates							
% 1,2-dichlorobenzene-d4	101		%	1	04/07/23	MH	70 - 130 %
% Bromofluorobenzene	96		%	1	04/07/23	MH	70 - 130 %
% Dibromofluoromethane	102		%	1	04/07/23	MH	70 - 130 %

Ver 1

Project ID: ROCKVILLE FORMER MGP
Client ID: TB-040623

Phoenix I.D.: CN78482

Parameter	Result	RL/ PQL	Units	Dilution	Date/Time	By	Reference
% Toluene-d8	100		%	1	04/07/23	MH	70 - 130 %

RL/PQL=Reporting/Practical Quantitation Level ND=Not Detected BRL=Below Reporting Level
QA/QC Surrogates: Surrogates are compounds (preceeded with a %) added by the lab to determine analysis efficiency. Surrogate results(%) listed in the report are not "detected" compounds.

Comments:

TRIP BLANK INCLUDED.

If you are the client above and have any questions concerning this testing, please do not hesitate to contact Phoenix Client Services at ext.200.
The contents of this report cannot be discussed with anyone other than the client listed above without their written consent.

Phyllis Shiller, Laboratory Director
April 19, 2023
Reviewed and Released by: Ethan Lee, Project Manager

Environmental Laboratories, Inc.
587 East Middle Turnpike, P.O.Box 370, Manchester, CT 06045
Tel. (860) 645-1102 Fax (860) 645-0823

Analysis Report

April 19, 2023

FOR: Attn: Jeffery Holden
GEI Consultants
455 Winding Brook Drive Suite 201
Glastonbury, CT 06033

Sample Information		Custody Information		Date	Time
Matrix:	GROUND WATER	Collected by:	JF	04/06/23	15:45
Location Code:	GEI	Received by:	CP	04/07/23	8:45
Rush Request:	Standard	Analyzed by:	see "By" below		
P.O.#:	2200138-1.4				

Laboratory Data

SDG ID: GCN78479
Phoenix ID: CN78483

Project ID: ROCKVILLE FORMER MGP
Client ID: MW-41S

Parameter	Result	RL/ PQL	Units	Dilution	Date/Time	By	Reference
Silver	< 0.001	0.001	mg/L	1	04/11/23	TH	SW6010D
Arsenic	< 0.004	0.004	mg/L	1	04/11/23	CPP	SW6010D
Barium	0.476	0.002	mg/L	1	04/11/23	CPP	SW6010D
Beryllium	< 0.001	0.001	mg/L	1	04/11/23	CPP	SW6010D
Cadmium	0.002	0.001	mg/L	1	04/11/23	CPP	SW6010D
Chromium	0.020	0.001	mg/L	1	04/11/23	CPP	SW6010D
Copper	0.032	0.005	mg/L	1	04/11/23	CPP	SW6010D
Mercury	< 0.0002	0.0002	mg/L	1	04/10/23	AL1	SW7470A
Nickel	0.019	0.001	mg/L	1	04/11/23	CPP	SW6010D
Lead	0.007	0.001	mg/L	1	04/11/23	CPP	SW6010D
Antimony	< 0.005	0.005	mg/L	1	04/11/23	CPP	SW6010D
Selenium	< 0.010	0.010	mg/L	1	04/11/23	CPP	SW6010D
Thallium	< 0.0005	0.0005	mg/L	5	04/12/23	CPP	SW6020B
Vanadium	0.015	0.002	mg/L	1	04/11/23	CPP	SW6010D
Zinc	0.051	0.004	mg/L	1	04/11/23	CPP	SW6010D
Total Cyanide	< 0.010	0.010	mg/L	1	04/12/23	CL/GD	SW9010C/SW9012B
Extraction of ETPH	Completed				04/07/23	X/K	SW3510C/SW3520C
Mercury Digestion	Completed				04/10/23	AL/AL	SW7470A
Semi-Volatile Extraction	Completed				04/07/23	X/K	SW3520C
Total Metals Digestion	Completed				04/10/23	AG	SW3010A
Total Metals Digestion MS	Completed				04/10/23	AG	SW3010A
TPH by GC (Extractable Products)							
Ext. Petroleum H.C. (C9-C36)	0.76	0.066	mg/L	1	04/10/23	JRB	CTETPH
Identification	**		mg/L	1	04/10/23	JRB	CTETPH
QA/QC Surrogates							
% Terphenyl (surr)	130		%	1	04/10/23	JRB	50 - 150 %

Ver 1

Project ID: ROCKVILLE FORMER MGP
Client ID: MW-41S

Phoenix I.D.: CN78483

Parameter	Result	RL/ PQL	Units	Dilution	Date/Time	By	Reference
Volatiles							
1,1,1,2-Tetrachloroethane	ND	1.0	ug/L	1	04/07/23	MH	SW8260C
1,1,1-Trichloroethane	ND	1.0	ug/L	1	04/07/23	MH	SW8260C
1,1,2,2-Tetrachloroethane	ND	0.50	ug/L	1	04/07/23	MH	SW8260C
1,1,2-Trichloroethane	ND	1.0	ug/L	1	04/07/23	MH	SW8260C
1,1-Dichloroethane	ND	1.0	ug/L	1	04/07/23	MH	SW8260C
1,1-Dichloroethene	ND	1.0	ug/L	1	04/07/23	MH	SW8260C
1,1-Dichloropropene	ND	1.0	ug/L	1	04/07/23	MH	SW8260C
1,2,3-Trichlorobenzene	ND	1.0	ug/L	1	04/07/23	MH	SW8260C
1,2,3-Trichloropropane	ND	1.0	ug/L	1	04/07/23	MH	SW8260C
1,2,4-Trichlorobenzene	ND	1.0	ug/L	1	04/07/23	MH	SW8260C
1,2,4-Trimethylbenzene	ND	1.0	ug/L	1	04/07/23	MH	SW8260C
1,2-Dibromo-3-chloropropane	ND	1.0	ug/L	1	04/07/23	MH	SW8260C
1,2-Dibromoethane	ND	1.0	ug/L	1	04/07/23	MH	SW8260C
1,2-Dichlorobenzene	ND	1.0	ug/L	1	04/07/23	MH	SW8260C
1,2-Dichloroethane	ND	0.60	ug/L	1	04/07/23	MH	SW8260C
1,2-Dichloropropane	ND	1.0	ug/L	1	04/07/23	MH	SW8260C
1,3,5-Trimethylbenzene	ND	1.0	ug/L	1	04/07/23	MH	SW8260C
1,3-Dichlorobenzene	ND	1.0	ug/L	1	04/07/23	MH	SW8260C
1,3-Dichloropropane	ND	1.0	ug/L	1	04/07/23	MH	SW8260C
1,4-Dichlorobenzene	ND	1.0	ug/L	1	04/07/23	MH	SW8260C
2,2-Dichloropropane	ND	1.0	ug/L	1	04/07/23	MH	SW8260C
2-Chlorotoluene	ND	1.0	ug/L	1	04/07/23	MH	SW8260C
2-Hexanone	ND	5.0	ug/L	1	04/07/23	MH	SW8260C
2-Isopropyltoluene	ND	1.0	ug/L	1	04/07/23	MH	SW8260C
4-Chlorotoluene	ND	1.0	ug/L	1	04/07/23	MH	SW8260C
4-Methyl-2-pentanone	ND	5.0	ug/L	1	04/07/23	MH	SW8260C
Acetone	ND	25	ug/L	1	04/07/23	MH	SW8260C
Acrylonitrile	ND	1.0	ug/L	1	04/07/23	MH	SW8260C
Benzene	110	1.4	ug/L	2	04/11/23	MH	SW8260C
Bromobenzene	ND	1.0	ug/L	1	04/07/23	MH	SW8260C
Bromochloromethane	ND	1.0	ug/L	1	04/07/23	MH	SW8260C
Bromodichloromethane	ND	0.50	ug/L	1	04/07/23	MH	SW8260C
Bromoform	ND	1.0	ug/L	1	04/07/23	MH	SW8260C
Bromomethane	ND	1.0	ug/L	1	04/07/23	MH	SW8260C
Carbon Disulfide	ND	5.0	ug/L	1	04/07/23	MH	SW8260C
Carbon tetrachloride	ND	1.0	ug/L	1	04/07/23	MH	SW8260C
Chlorobenzene	ND	1.0	ug/L	1	04/07/23	MH	SW8260C
Chloroethane	ND	1.0	ug/L	1	04/07/23	MH	SW8260C
Chloroform	ND	1.0	ug/L	1	04/07/23	MH	SW8260C
Chloromethane	ND	1.0	ug/L	1	04/07/23	MH	SW8260C
cis-1,2-Dichloroethene	ND	1.0	ug/L	1	04/07/23	MH	SW8260C
cis-1,3-Dichloropropene	ND	0.40	ug/L	1	04/07/23	MH	SW8260C
Dibromochloromethane	ND	0.50	ug/L	1	04/07/23	MH	SW8260C
Dibromomethane	ND	1.0	ug/L	1	04/07/23	MH	SW8260C
Dichlorodifluoromethane	ND	1.0	ug/L	1	04/07/23	MH	SW8260C
Ethylbenzene	35	1.0	ug/L	1	04/07/23	MH	SW8260C
Hexachlorobutadiene	ND	0.40	ug/L	1	04/07/23	MH	SW8260C
Isopropylbenzene	6.1	1.0	ug/L	1	04/07/23	MH	SW8260C

Ver 1

Project ID: ROCKVILLE FORMER MGP
Client ID: MW-41S

Phoenix I.D.: CN78483

Parameter	Result	RL/ PQL	Units	Dilution	Date/Time	By	Reference
m&p-Xylene	ND	1.0	ug/L	1	04/07/23	MH	SW8260C
Methyl ethyl ketone	ND	5.0	ug/L	1	04/07/23	MH	SW8260C
Methyl t-butyl ether (MTBE)	ND	1.0	ug/L	1	04/07/23	MH	SW8260C
Methylene chloride	ND	1.0	ug/L	1	04/07/23	MH	SW8260C
Naphthalene	4.0	1.0	ug/L	1	04/07/23	MH	SW8260C
n-Butylbenzene	ND	1.0	ug/L	1	04/07/23	MH	SW8260C
n-Propylbenzene	1.6	1.0	ug/L	1	04/07/23	MH	SW8260C
o-Xylene	4.7	1.0	ug/L	1	04/07/23	MH	SW8260C
p-Isopropyltoluene	ND	1.0	ug/L	1	04/07/23	MH	SW8260C
sec-Butylbenzene	ND	1.0	ug/L	1	04/07/23	MH	SW8260C
Styrene	ND	1.0	ug/L	1	04/07/23	MH	SW8260C
tert-Butylbenzene	ND	1.0	ug/L	1	04/07/23	MH	SW8260C
Tetrachloroethene	ND	1.0	ug/L	1	04/07/23	MH	SW8260C
Tetrahydrofuran (THF)	ND	2.5	ug/L	1	04/07/23	MH	SW8260C
Toluene	ND	1.0	ug/L	1	04/07/23	MH	SW8260C
Total Xylenes	4.7	1.0	ug/L	1	04/07/23	MH	SW8260C
trans-1,2-Dichloroethene	ND	1.0	ug/L	1	04/07/23	MH	SW8260C
trans-1,3-Dichloropropene	ND	0.40	ug/L	1	04/07/23	MH	SW8260C
trans-1,4-dichloro-2-butene	ND	5.0	ug/L	1	04/07/23	MH	SW8260C
Trichloroethene	ND	1.0	ug/L	1	04/07/23	MH	SW8260C
Trichlorofluoromethane	ND	1.0	ug/L	1	04/07/23	MH	SW8260C
Trichlorotrifluoroethane	ND	1.0	ug/L	1	04/07/23	MH	SW8260C
Vinyl chloride	ND	1.0	ug/L	1	04/07/23	MH	SW8260C
QA/QC Surrogates							
% 1,2-dichlorobenzene-d4	99		%	1	04/07/23	MH	70 - 130 %
% Bromofluorobenzene	98		%	1	04/07/23	MH	70 - 130 %
% Dibromofluoromethane	101		%	1	04/07/23	MH	70 - 130 %
% Toluene-d8	101		%	1	04/07/23	MH	70 - 130 %
% 1,2-dichlorobenzene-d4 (2x)	101		%	2	04/11/23	MH	70 - 130 %
% Bromofluorobenzene (2x)	97		%	2	04/11/23	MH	70 - 130 %
% Dibromofluoromethane (2x)	102		%	2	04/11/23	MH	70 - 130 %
% Toluene-d8 (2x)	98		%	2	04/11/23	MH	70 - 130 %
Semivolatiles by SIM, PAH							
2-Methylnaphthalene	ND	0.48	ug/L	1	04/10/23	KCA	SW8270D (SIM)
Acenaphthene	32	0.05	ug/L	1	04/12/23	KCA	SW8270D (SIM)
Acenaphthylene	1.9	0.29	ug/L	1	04/10/23	KCA	SW8270D (SIM)
Anthracene	0.76	0.48	ug/L	1	04/10/23	KCA	SW8270D (SIM)
Benz(a)anthracene	0.08	0.05	ug/L	1	04/10/23	KCA	SW8270D (SIM)
Benzo(a)pyrene	ND	0.19	ug/L	1	04/10/23	KCA	SW8270D (SIM)
Benzo(b)fluoranthene	ND	0.07	ug/L	1	04/10/23	KCA	SW8270D (SIM)
Benzo(ghi)perylene	ND	0.46	ug/L	1	04/10/23	KCA	SW8270D (SIM)
Benzo(k)fluoranthene	ND	0.29	ug/L	1	04/10/23	KCA	SW8270D (SIM)
Chrysene	ND	0.48	ug/L	1	04/10/23	KCA	SW8270D (SIM)
Dibenz(a,h)anthracene	ND	0.10	ug/L	1	04/10/23	KCA	SW8270D (SIM)
Fluoranthene	1.6	0.48	ug/L	1	04/10/23	KCA	SW8270D (SIM)
Fluorene	7.6	0.48	ug/L	1	04/10/23	KCA	SW8270D (SIM)
Indeno(1,2,3-cd)pyrene	ND	0.10	ug/L	1	04/10/23	KCA	SW8270D (SIM)
Naphthalene	2.6	0.48	ug/L	1	04/10/23	KCA	SW8270D (SIM)
Phenanthrene	1.8	0.06	ug/L	1	04/10/23	KCA	SW8270D (SIM)

Ver 1

Project ID: ROCKVILLE FORMER MGP
Client ID: MW-41S

Phoenix I.D.: CN78483

Parameter	Result	RL/ PQL	Units	Dilution	Date/Time	By	Reference
Pyrene	1.9	0.48	ug/L	1	04/10/23	KCA	SW8270D (SIM)
QA/QC Surrogates							
% 2-Fluorobiphenyl	79		%	1	04/12/23	KCA	30 - 130 %
% Nitrobenzene-d5	86		%	1	04/12/23	KCA	30 - 130 %
% Terphenyl-d14	73		%	1	04/12/23	KCA	30 - 130 %

RL/PQL=Reporting/Practical Quantitation Level ND=Not Detected BRL=Below Reporting Level
QA/QC Surrogates: Surrogates are compounds (preceeded with a %) added by the lab to determine analysis efficiency. Surrogate results(%) listed in the report are not "detected" compounds.

Comments:

TPH Comment:
**Petroleum hydrocarbon chromatogram contains a multicomponent hydrocarbon distribution in the range of C9 to C22. The sample was quantitated against a C9-C36 alkane hydrocarbon standard.

If you are the client above and have any questions concerning this testing, please do not hesitate to contact Phoenix Client Services at ext.200.
The contents of this report cannot be discussed with anyone other than the client listed above without their written consent.



Phyllis Shiller, Laboratory Director
April 19, 2023
Reviewed and Released by: Ethan Lee, Project Manager

Environmental Laboratories, Inc.
587 East Middle Turnpike, P.O.Box 370, Manchester, CT 06045
Tel. (860) 645-1102 Fax (860) 645-0823

Analysis Report

April 19, 2023

FOR: Attn: Jeffery Holden
GEI Consultants
455 Winding Brook Drive Suite 201
Glastonbury, CT 06033

Sample Information		Custody Information		Date	Time
Matrix:	GROUND WATER	Collected by:	JF	04/06/23	15:50
Location Code:	GEI	Received by:	CP	04/07/23	8:45
Rush Request:	Standard	Analyzed by:	see "By" below		
P.O.#:	2200138-1.4				

Laboratory Data

SDG ID: GCN78479
Phoenix ID: CN78484

Project ID: ROCKVILLE FORMER MGP
Client ID: MW-42S

Parameter	Result	RL/ PQL	Units	Dilution	Date/Time	By	Reference
Silver	< 0.001	0.001	mg/L	1	04/11/23	CPP	SW6010D
Arsenic	< 0.004	0.004	mg/L	1	04/11/23	CPP	SW6010D
Barium	0.149	0.002	mg/L	1	04/11/23	CPP	SW6010D
Beryllium	< 0.001	0.001	mg/L	1	04/11/23	CPP	SW6010D
Cadmium	< 0.001	0.001	mg/L	1	04/11/23	CPP	SW6010D
Chromium	0.008	0.001	mg/L	1	04/11/23	CPP	SW6010D
Copper	0.012	0.005	mg/L	1	04/11/23	CPP	SW6010D
Mercury	< 0.0002	0.0002	mg/L	1	04/10/23	AL1	SW7470A
Nickel	0.006	0.001	mg/L	1	04/11/23	CPP	SW6010D
Lead	0.005	0.001	mg/L	1	04/11/23	CPP	SW6010D
Antimony	< 0.005	0.005	mg/L	1	04/11/23	CPP	SW6010D
Selenium	< 0.010	0.010	mg/L	1	04/11/23	CPP	SW6010D
Thallium	< 0.0005	0.0005	mg/L	5	04/12/23	CPP	SW6020B
Vanadium	0.005	0.002	mg/L	1	04/11/23	CPP	SW6010D
Zinc	0.024	0.004	mg/L	1	04/11/23	CPP	SW6010D
Total Cyanide	< 0.010	0.010	mg/L	1	04/12/23	CL/GD	SW9010C/SW9012B
Extraction of ETPH	Completed				04/07/23	X/K	SW3510C/SW3520C
Mercury Digestion	Completed				04/10/23	AL/AL	SW7470A
Semi-Volatile Extraction	Completed				04/07/23	X/K	SW3520C
Total Metals Digestion	Completed				04/10/23	AG	SW3010A
Total Metals Digestion MS	Completed				04/10/23	AG	SW3010A
TPH by GC (Extractable Products)							
Ext. Petroleum H.C. (C9-C36)	ND	0.068	mg/L	1	04/11/23	JRB	CTETPH
Identification	ND		mg/L	1	04/11/23	JRB	CTETPH
QA/QC Surrogates							
% Terphenyl (surr)	110		%	1	04/11/23	JRB	50 - 150 %

Ver 1

Project ID: ROCKVILLE FORMER MGP
Client ID: MW-42S

Phoenix I.D.: CN78484

Parameter	Result	RL/ PQL	Units	Dilution	Date/Time	By	Reference
Volatiles							
1,1,1,2-Tetrachloroethane	ND	1.0	ug/L	1	04/07/23	MH	SW8260C
1,1,1-Trichloroethane	ND	1.0	ug/L	1	04/07/23	MH	SW8260C
1,1,2,2-Tetrachloroethane	ND	0.50	ug/L	1	04/07/23	MH	SW8260C
1,1,2-Trichloroethane	ND	1.0	ug/L	1	04/07/23	MH	SW8260C
1,1-Dichloroethane	ND	1.0	ug/L	1	04/07/23	MH	SW8260C
1,1-Dichloroethene	ND	1.0	ug/L	1	04/07/23	MH	SW8260C
1,1-Dichloropropene	ND	1.0	ug/L	1	04/07/23	MH	SW8260C
1,2,3-Trichlorobenzene	ND	1.0	ug/L	1	04/07/23	MH	SW8260C
1,2,3-Trichloropropane	ND	1.0	ug/L	1	04/07/23	MH	SW8260C
1,2,4-Trichlorobenzene	ND	1.0	ug/L	1	04/07/23	MH	SW8260C
1,2,4-Trimethylbenzene	ND	1.0	ug/L	1	04/07/23	MH	SW8260C
1,2-Dibromo-3-chloropropane	ND	1.0	ug/L	1	04/07/23	MH	SW8260C
1,2-Dibromoethane	ND	1.0	ug/L	1	04/07/23	MH	SW8260C
1,2-Dichlorobenzene	ND	1.0	ug/L	1	04/07/23	MH	SW8260C
1,2-Dichloroethane	ND	0.60	ug/L	1	04/07/23	MH	SW8260C
1,2-Dichloropropane	ND	1.0	ug/L	1	04/07/23	MH	SW8260C
1,3,5-Trimethylbenzene	ND	1.0	ug/L	1	04/07/23	MH	SW8260C
1,3-Dichlorobenzene	ND	1.0	ug/L	1	04/07/23	MH	SW8260C
1,3-Dichloropropane	ND	1.0	ug/L	1	04/07/23	MH	SW8260C
1,4-Dichlorobenzene	ND	1.0	ug/L	1	04/07/23	MH	SW8260C
2,2-Dichloropropane	ND	1.0	ug/L	1	04/07/23	MH	SW8260C
2-Chlorotoluene	ND	1.0	ug/L	1	04/07/23	MH	SW8260C
2-Hexanone	ND	5.0	ug/L	1	04/07/23	MH	SW8260C
2-Isopropyltoluene	ND	1.0	ug/L	1	04/07/23	MH	SW8260C
4-Chlorotoluene	ND	1.0	ug/L	1	04/07/23	MH	SW8260C
4-Methyl-2-pentanone	ND	5.0	ug/L	1	04/07/23	MH	SW8260C
Acetone	ND	25	ug/L	1	04/07/23	MH	SW8260C
Acrylonitrile	ND	1.0	ug/L	1	04/07/23	MH	SW8260C
Benzene	ND	0.70	ug/L	1	04/07/23	MH	SW8260C
Bromobenzene	ND	1.0	ug/L	1	04/07/23	MH	SW8260C
Bromochloromethane	ND	1.0	ug/L	1	04/07/23	MH	SW8260C
Bromodichloromethane	ND	0.50	ug/L	1	04/07/23	MH	SW8260C
Bromoform	ND	1.0	ug/L	1	04/07/23	MH	SW8260C
Bromomethane	ND	1.0	ug/L	1	04/07/23	MH	SW8260C
Carbon Disulfide	ND	5.0	ug/L	1	04/07/23	MH	SW8260C
Carbon tetrachloride	ND	1.0	ug/L	1	04/07/23	MH	SW8260C
Chlorobenzene	ND	1.0	ug/L	1	04/07/23	MH	SW8260C
Chloroethane	ND	1.0	ug/L	1	04/07/23	MH	SW8260C
Chloroform	ND	1.0	ug/L	1	04/07/23	MH	SW8260C
Chloromethane	ND	1.0	ug/L	1	04/07/23	MH	SW8260C
cis-1,2-Dichloroethene	ND	1.0	ug/L	1	04/07/23	MH	SW8260C
cis-1,3-Dichloropropene	ND	0.40	ug/L	1	04/07/23	MH	SW8260C
Dibromochloromethane	ND	0.50	ug/L	1	04/07/23	MH	SW8260C
Dibromomethane	ND	1.0	ug/L	1	04/07/23	MH	SW8260C
Dichlorodifluoromethane	ND	1.0	ug/L	1	04/07/23	MH	SW8260C
Ethylbenzene	ND	1.0	ug/L	1	04/07/23	MH	SW8260C
Hexachlorobutadiene	ND	0.40	ug/L	1	04/07/23	MH	SW8260C
Isopropylbenzene	ND	1.0	ug/L	1	04/07/23	MH	SW8260C

Ver 1

Project ID: ROCKVILLE FORMER MGP
Client ID: MW-42S
Phoenix I.D.: CN78484

Parameter	Result	RL/ PQL	Units	Dilution	Date/Time	By	Reference
m&p-Xylene	ND	1.0	ug/L	1	04/07/23	MH	SW8260C
Methyl ethyl ketone	ND	5.0	ug/L	1	04/07/23	MH	SW8260C
Methyl t-butyl ether (MTBE)	ND	1.0	ug/L	1	04/07/23	MH	SW8260C
Methylene chloride	ND	1.0	ug/L	1	04/07/23	MH	SW8260C
Naphthalene	ND	1.0	ug/L	1	04/07/23	MH	SW8260C
n-Butylbenzene	ND	1.0	ug/L	1	04/07/23	MH	SW8260C
n-Propylbenzene	ND	1.0	ug/L	1	04/07/23	MH	SW8260C
o-Xylene	ND	1.0	ug/L	1	04/07/23	MH	SW8260C
p-Isopropyltoluene	ND	1.0	ug/L	1	04/07/23	MH	SW8260C
sec-Butylbenzene	ND	1.0	ug/L	1	04/07/23	MH	SW8260C
Styrene	ND	1.0	ug/L	1	04/07/23	MH	SW8260C
tert-Butylbenzene	ND	1.0	ug/L	1	04/07/23	MH	SW8260C
Tetrachloroethene	ND	1.0	ug/L	1	04/07/23	MH	SW8260C
Tetrahydrofuran (THF)	ND	2.5	ug/L	1	04/07/23	MH	SW8260C
Toluene	ND	1.0	ug/L	1	04/07/23	MH	SW8260C
Total Xylenes	ND	1.0	ug/L	1	04/07/23	MH	SW8260C
trans-1,2-Dichloroethene	ND	1.0	ug/L	1	04/07/23	MH	SW8260C
trans-1,3-Dichloropropene	ND	0.40	ug/L	1	04/07/23	MH	SW8260C
trans-1,4-dichloro-2-butene	ND	5.0	ug/L	1	04/07/23	MH	SW8260C
Trichloroethene	ND	1.0	ug/L	1	04/07/23	MH	SW8260C
Trichlorofluoromethane	ND	1.0	ug/L	1	04/07/23	MH	SW8260C
Trichlorotrifluoroethane	ND	1.0	ug/L	1	04/07/23	MH	SW8260C
Vinyl chloride	ND	1.0	ug/L	1	04/07/23	MH	SW8260C
QA/QC Surrogates							
% 1,2-dichlorobenzene-d4	101		%	1	04/07/23	MH	70 - 130 %
% Bromofluorobenzene	96		%	1	04/07/23	MH	70 - 130 %
% Dibromofluoromethane	104		%	1	04/07/23	MH	70 - 130 %
% Toluene-d8	100		%	1	04/07/23	MH	70 - 130 %
Semivolatiles by SIM, PAH							
2-Methylnaphthalene	ND	0.49	ug/L	1	04/10/23	KCA	SW8270D (SIM)
Acenaphthene	ND	0.49	ug/L	1	04/10/23	KCA	SW8270D (SIM)
Acenaphthylene	ND	0.29	ug/L	1	04/10/23	KCA	SW8270D (SIM)
Anthracene	ND	0.49	ug/L	1	04/10/23	KCA	SW8270D (SIM)
Benz(a)anthracene	0.07	0.05	ug/L	1	04/10/23	KCA	SW8270D (SIM)
Benzo(a)pyrene	ND	0.19	ug/L	1	04/10/23	KCA	SW8270D (SIM)
Benzo(b)fluoranthene	ND	0.07	ug/L	1	04/10/23	KCA	SW8270D (SIM)
Benzo(ghi)perylene	ND	0.47	ug/L	1	04/10/23	KCA	SW8270D (SIM)
Benzo(k)fluoranthene	ND	0.29	ug/L	1	04/10/23	KCA	SW8270D (SIM)
Chrysene	ND	0.49	ug/L	1	04/10/23	KCA	SW8270D (SIM)
Dibenz(a,h)anthracene	ND	0.10	ug/L	1	04/10/23	KCA	SW8270D (SIM)
Fluoranthene	ND	0.49	ug/L	1	04/10/23	KCA	SW8270D (SIM)
Fluorene	ND	0.49	ug/L	1	04/10/23	KCA	SW8270D (SIM)
Indeno(1,2,3-cd)pyrene	ND	0.10	ug/L	1	04/10/23	KCA	SW8270D (SIM)
Naphthalene	ND	0.49	ug/L	1	04/10/23	KCA	SW8270D (SIM)
Phenanthrene	0.21	0.06	ug/L	1	04/10/23	KCA	SW8270D (SIM)
Pyrene	ND	0.49	ug/L	1	04/10/23	KCA	SW8270D (SIM)
QA/QC Surrogates							
% 2-Fluorobiphenyl	76		%	1	04/10/23	KCA	30 - 130 %
% Nitrobenzene-d5	97		%	1	04/10/23	KCA	30 - 130 %

Ver 1

Project ID: ROCKVILLE FORMER MGP
Client ID: MW-42S

Phoenix I.D.: CN78484

Parameter	Result	RL/ PQL	Units	Dilution	Date/Time	By	Reference
% Terphenyl-d14	82		%	1	04/10/23	KCA	30 - 130 %

RL/PQL=Reporting/Practical Quantitation Level ND=Not Detected BRL=Below Reporting Level
QA/QC Surrogates: Surrogates are compounds (preceeded with a %) added by the lab to determine analysis efficiency. Surrogate results(%) listed in the report are not "detected" compounds.

Comments:

If you are the client above and have any questions concerning this testing, please do not hesitate to contact Phoenix Client Services at ext.200.
The contents of this report cannot be discussed with anyone other than the client listed above without their written consent.

Phyllis Shiller, Laboratory Director
April 19, 2023
Reviewed and Released by: Ethan Lee, Project Manager

Environmental Laboratories, Inc.
587 East Middle Turnpike, P.O.Box 370, Manchester, CT 06045
Tel. (860) 645-1102 Fax (860) 645-0823

Analysis Report

April 19, 2023

FOR: Attn: Jeffery Holden
GEI Consultants
455 Winding Brook Drive Suite 201
Glastonbury, CT 06033

Sample Information		Custody Information		Date	Time
Matrix:	GROUND WATER	Collected by:	JF	04/06/23	12:00
Location Code:	GEI	Received by:	CP	04/07/23	8:45
Rush Request:	Standard	Analyzed by:	see "By" below		
P.O.#:	2200138-1.4				

Laboratory Data

SDG ID: GCN78479
Phoenix ID: CN78485

Project ID: ROCKVILLE FORMER MGP
Client ID: DUP-01

Parameter	Result	RL/ PQL	Units	Dilution	Date/Time	By	Reference
Silver	< 0.001	0.001	mg/L	1	04/11/23	CPP	SW6010D
Arsenic	< 0.004	0.004	mg/L	1	04/11/23	CPP	SW6010D
Barium	0.154	0.002	mg/L	1	04/11/23	CPP	SW6010D
Beryllium	< 0.001	0.001	mg/L	1	04/11/23	CPP	SW6010D
Cadmium	< 0.001	0.001	mg/L	1	04/11/23	CPP	SW6010D
Chromium	0.010	0.001	mg/L	1	04/11/23	CPP	SW6010D
Copper	0.016	0.005	mg/L	1	04/11/23	CPP	SW6010D
Mercury	< 0.0002	0.0002	mg/L	1	04/10/23	AL1	SW7470A
Nickel	0.008	0.001	mg/L	1	04/11/23	CPP	SW6010D
Lead	0.004	0.001	mg/L	1	04/11/23	CPP	SW6010D
Antimony	< 0.005	0.005	mg/L	1	04/11/23	CPP	SW6010D
Selenium	< 0.010	0.010	mg/L	1	04/11/23	CPP	SW6010D
Thallium	< 0.0005	0.0005	mg/L	5	04/12/23	CPP	SW6020B
Vanadium	0.010	0.002	mg/L	1	04/11/23	CPP	SW6010D
Zinc	0.039	0.004	mg/L	1	04/11/23	CPP	SW6010D
Total Cyanide	< 0.010	0.010	mg/L	1	04/12/23	CL/GD	SW9010C/SW9012B
Extraction of ETPH	Completed				04/07/23	X/K	SW3510C/SW3520C
Mercury Digestion	Completed				04/10/23	AL/AL	SW7470A
Semi-Volatile Extraction	Completed				04/10/23	X/K	SW3520C
Total Metals Digestion	Completed				04/10/23	AG	SW3010A
Total Metals Digestion MS	Completed				04/10/23	AG	SW3010A
TPH by GC (Extractable Products)							
Ext. Petroleum H.C. (C9-C36)	ND	0.068	mg/L	1	04/11/23	JRB	CTETPH
Identification	ND		mg/L	1	04/11/23	JRB	CTETPH
QA/QC Surrogates							
% Terphenyl (surr)	83		%	1	04/11/23	JRB	50 - 150 %

Ver 1

Project ID: ROCKVILLE FORMER MGP
Client ID: DUP-01

Phoenix I.D.: CN78485

Parameter	Result	RL/ PQL	Units	Dilution	Date/Time	By	Reference
Volatiles							
1,1,1,2-Tetrachloroethane	ND	1.0	ug/L	1	04/07/23	MH	SW8260C
1,1,1-Trichloroethane	ND	1.0	ug/L	1	04/07/23	MH	SW8260C
1,1,2,2-Tetrachloroethane	ND	0.50	ug/L	1	04/07/23	MH	SW8260C
1,1,2-Trichloroethane	ND	1.0	ug/L	1	04/07/23	MH	SW8260C
1,1-Dichloroethane	ND	1.0	ug/L	1	04/07/23	MH	SW8260C
1,1-Dichloroethene	ND	1.0	ug/L	1	04/07/23	MH	SW8260C
1,1-Dichloropropene	ND	1.0	ug/L	1	04/07/23	MH	SW8260C
1,2,3-Trichlorobenzene	ND	1.0	ug/L	1	04/07/23	MH	SW8260C
1,2,3-Trichloropropane	ND	1.0	ug/L	1	04/07/23	MH	SW8260C
1,2,4-Trichlorobenzene	ND	1.0	ug/L	1	04/07/23	MH	SW8260C
1,2,4-Trimethylbenzene	ND	1.0	ug/L	1	04/07/23	MH	SW8260C
1,2-Dibromo-3-chloropropane	ND	1.0	ug/L	1	04/07/23	MH	SW8260C
1,2-Dibromoethane	ND	1.0	ug/L	1	04/07/23	MH	SW8260C
1,2-Dichlorobenzene	ND	1.0	ug/L	1	04/07/23	MH	SW8260C
1,2-Dichloroethane	ND	0.60	ug/L	1	04/07/23	MH	SW8260C
1,2-Dichloropropane	ND	1.0	ug/L	1	04/07/23	MH	SW8260C
1,3,5-Trimethylbenzene	ND	1.0	ug/L	1	04/07/23	MH	SW8260C
1,3-Dichlorobenzene	ND	1.0	ug/L	1	04/07/23	MH	SW8260C
1,3-Dichloropropane	ND	1.0	ug/L	1	04/07/23	MH	SW8260C
1,4-Dichlorobenzene	ND	1.0	ug/L	1	04/07/23	MH	SW8260C
2,2-Dichloropropane	ND	1.0	ug/L	1	04/07/23	MH	SW8260C
2-Chlorotoluene	ND	1.0	ug/L	1	04/07/23	MH	SW8260C
2-Hexanone	ND	5.0	ug/L	1	04/07/23	MH	SW8260C
2-Isopropyltoluene	ND	1.0	ug/L	1	04/07/23	MH	SW8260C
4-Chlorotoluene	ND	1.0	ug/L	1	04/07/23	MH	SW8260C
4-Methyl-2-pentanone	ND	5.0	ug/L	1	04/07/23	MH	SW8260C
Acetone	ND	25	ug/L	1	04/07/23	MH	SW8260C
Acrylonitrile	ND	1.0	ug/L	1	04/07/23	MH	SW8260C
Benzene	ND	0.70	ug/L	1	04/07/23	MH	SW8260C
Bromobenzene	ND	1.0	ug/L	1	04/07/23	MH	SW8260C
Bromochloromethane	ND	1.0	ug/L	1	04/07/23	MH	SW8260C
Bromodichloromethane	ND	0.50	ug/L	1	04/07/23	MH	SW8260C
Bromoform	ND	1.0	ug/L	1	04/07/23	MH	SW8260C
Bromomethane	ND	1.0	ug/L	1	04/07/23	MH	SW8260C
Carbon Disulfide	ND	5.0	ug/L	1	04/07/23	MH	SW8260C
Carbon tetrachloride	ND	1.0	ug/L	1	04/07/23	MH	SW8260C
Chlorobenzene	ND	1.0	ug/L	1	04/07/23	MH	SW8260C
Chloroethane	ND	1.0	ug/L	1	04/07/23	MH	SW8260C
Chloroform	ND	1.0	ug/L	1	04/07/23	MH	SW8260C
Chloromethane	ND	1.0	ug/L	1	04/07/23	MH	SW8260C
cis-1,2-Dichloroethene	ND	1.0	ug/L	1	04/07/23	MH	SW8260C
cis-1,3-Dichloropropene	ND	0.40	ug/L	1	04/07/23	MH	SW8260C
Dibromochloromethane	ND	0.50	ug/L	1	04/07/23	MH	SW8260C
Dibromomethane	ND	1.0	ug/L	1	04/07/23	MH	SW8260C
Dichlorodifluoromethane	ND	1.0	ug/L	1	04/07/23	MH	SW8260C
Ethylbenzene	ND	1.0	ug/L	1	04/07/23	MH	SW8260C
Hexachlorobutadiene	ND	0.40	ug/L	1	04/07/23	MH	SW8260C
Isopropylbenzene	ND	1.0	ug/L	1	04/07/23	MH	SW8260C

Ver 1

Project ID: ROCKVILLE FORMER MGP
Client ID: DUP-01
Phoenix I.D.: CN78485

Parameter	Result	RL/ PQL	Units	Dilution	Date/Time	By	Reference
m&p-Xylene	ND	1.0	ug/L	1	04/07/23	MH	SW8260C
Methyl ethyl ketone	ND	5.0	ug/L	1	04/07/23	MH	SW8260C
Methyl t-butyl ether (MTBE)	ND	1.0	ug/L	1	04/07/23	MH	SW8260C
Methylene chloride	ND	1.0	ug/L	1	04/07/23	MH	SW8260C
Naphthalene	ND	1.0	ug/L	1	04/07/23	MH	SW8260C
n-Butylbenzene	ND	1.0	ug/L	1	04/07/23	MH	SW8260C
n-Propylbenzene	ND	1.0	ug/L	1	04/07/23	MH	SW8260C
o-Xylene	ND	1.0	ug/L	1	04/07/23	MH	SW8260C
p-Isopropyltoluene	ND	1.0	ug/L	1	04/07/23	MH	SW8260C
sec-Butylbenzene	ND	1.0	ug/L	1	04/07/23	MH	SW8260C
Styrene	ND	1.0	ug/L	1	04/07/23	MH	SW8260C
tert-Butylbenzene	ND	1.0	ug/L	1	04/07/23	MH	SW8260C
Tetrachloroethene	ND	1.0	ug/L	1	04/07/23	MH	SW8260C
Tetrahydrofuran (THF)	ND	2.5	ug/L	1	04/07/23	MH	SW8260C
Toluene	ND	1.0	ug/L	1	04/07/23	MH	SW8260C
Total Xylenes	ND	1.0	ug/L	1	04/07/23	MH	SW8260C
trans-1,2-Dichloroethene	ND	1.0	ug/L	1	04/07/23	MH	SW8260C
trans-1,3-Dichloropropene	ND	0.40	ug/L	1	04/07/23	MH	SW8260C
trans-1,4-dichloro-2-butene	ND	5.0	ug/L	1	04/07/23	MH	SW8260C
Trichloroethene	ND	1.0	ug/L	1	04/07/23	MH	SW8260C
Trichlorofluoromethane	ND	1.0	ug/L	1	04/07/23	MH	SW8260C
Trichlorotrifluoroethane	ND	1.0	ug/L	1	04/07/23	MH	SW8260C
Vinyl chloride	ND	1.0	ug/L	1	04/07/23	MH	SW8260C
QA/QC Surrogates							
% 1,2-dichlorobenzene-d4	100		%	1	04/07/23	MH	70 - 130 %
% Bromofluorobenzene	97		%	1	04/07/23	MH	70 - 130 %
% Dibromofluoromethane	102		%	1	04/07/23	MH	70 - 130 %
% Toluene-d8	100		%	1	04/07/23	MH	70 - 130 %
Semivolatiles by SIM, PAH							
2-Methylnaphthalene	ND	0.48	ug/L	1	04/11/23	KCA	SW8270D (SIM)
Acenaphthene	ND	0.48	ug/L	1	04/11/23	KCA	SW8270D (SIM)
Acenaphthylene	ND	0.29	ug/L	1	04/11/23	KCA	SW8270D (SIM)
Anthracene	ND	0.48	ug/L	1	04/11/23	KCA	SW8270D (SIM)
Benz(a)anthracene	ND	0.05	ug/L	1	04/11/23	KCA	SW8270D (SIM)
Benzo(a)pyrene	ND	0.19	ug/L	1	04/11/23	KCA	SW8270D (SIM)
Benzo(b)fluoranthene	ND	0.07	ug/L	1	04/11/23	KCA	SW8270D (SIM)
Benzo(ghi)perylene	ND	0.46	ug/L	1	04/11/23	KCA	SW8270D (SIM)
Benzo(k)fluoranthene	ND	0.29	ug/L	1	04/11/23	KCA	SW8270D (SIM)
Chrysene	ND	0.48	ug/L	1	04/11/23	KCA	SW8270D (SIM)
Dibenz(a,h)anthracene	ND	0.10	ug/L	1	04/11/23	KCA	SW8270D (SIM)
Fluoranthene	ND	0.48	ug/L	1	04/11/23	KCA	SW8270D (SIM)
Fluorene	ND	0.48	ug/L	1	04/11/23	KCA	SW8270D (SIM)
Indeno(1,2,3-cd)pyrene	ND	0.10	ug/L	1	04/11/23	KCA	SW8270D (SIM)
Naphthalene	ND	0.48	ug/L	1	04/11/23	KCA	SW8270D (SIM)
Phenanthrene	ND	0.06	ug/L	1	04/11/23	KCA	SW8270D (SIM)
Pyrene	ND	0.48	ug/L	1	04/11/23	KCA	SW8270D (SIM)
QA/QC Surrogates							
% 2-Fluorobiphenyl	78		%	1	04/11/23	KCA	30 - 130 %
% Nitrobenzene-d5	102		%	1	04/11/23	KCA	30 - 130 %

Ver 1

Project ID: ROCKVILLE FORMER MGP
Client ID: DUP-01

Phoenix I.D.: CN78485

Parameter	Result	RL/ PQL	Units	Dilution	Date/Time	By	Reference
% Terphenyl-d14	80		%	1	04/11/23	KCA	30 - 130 %

RL/PQL=Reporting/Practical Quantitation Level ND=Not Detected BRL=Below Reporting Level
QA/QC Surrogates: Surrogates are compounds (preceeded with a %) added by the lab to determine analysis efficiency. Surrogate results(%) listed in the report are not "detected" compounds.

Comments:

If you are the client above and have any questions concerning this testing, please do not hesitate to contact Phoenix Client Services at ext.200.
The contents of this report cannot be discussed with anyone other than the client listed above without their written consent.

Phyllis Shiller, Laboratory Director
April 19, 2023
Reviewed and Released by: Ethan Lee, Project Manager

Environmental Laboratories, Inc.
587 East Middle Turnpike, P.O.Box 370, Manchester, CT 06045
Tel. (860) 645-1102 Fax (860) 645-0823

Analysis Report

April 19, 2023

FOR: Attn: Jeffery Holden
GEI Consultants
455 Winding Brook Drive Suite 201
Glastonbury, CT 06033

Sample Information		Custody Information		Date	Time
Matrix:	GROUND WATER	Collected by:	JF	04/06/23	16:00
Location Code:	GEI	Received by:	CP	04/07/23	8:45
Rush Request:	Standard	Analyzed by:	see "By" below		
P.O.#:	2200138-1.4				

Laboratory Data

SDG ID: GCN78479
Phoenix ID: CN78486

Project ID: ROCKVILLE FORMER MGP
Client ID: EB-040623

Parameter	Result	RL/ PQL	Units	Dilution	Date/Time	By	Reference
Silver	< 0.001	0.001	mg/L	1	04/11/23	CPP	SW6010D
Arsenic	< 0.004	0.004	mg/L	1	04/11/23	CPP	SW6010D
Barium	< 0.002	0.002	mg/L	1	04/11/23	CPP	SW6010D
Beryllium	< 0.001	0.001	mg/L	1	04/11/23	CPP	SW6010D
Cadmium	< 0.001	0.001	mg/L	1	04/11/23	CPP	SW6010D
Chromium	< 0.001	0.001	mg/L	1	04/11/23	CPP	SW6010D
Copper	< 0.005	0.005	mg/L	1	04/11/23	CPP	SW6010D
Mercury	< 0.0002	0.0002	mg/L	1	04/10/23	AL1	SW7470A
Nickel	< 0.001	0.001	mg/L	1	04/11/23	CPP	SW6010D
Lead	0.001	0.001	mg/L	1	04/11/23	CPP	SW6010D
Antimony	< 0.005	0.005	mg/L	1	04/11/23	CPP	SW6010D
Selenium	< 0.010	0.010	mg/L	1	04/11/23	CPP	SW6010D
Thallium	< 0.0005	0.0005	mg/L	5	04/12/23	CPP	SW6020B
Vanadium	< 0.002	0.002	mg/L	1	04/11/23	CPP	SW6010D
Zinc	0.004	0.004	mg/L	1	04/11/23	CPP	SW6010D
Total Cyanide	< 0.010	0.010	mg/L	1	04/12/23	CL/GD	SW9010C/SW9012B
Extraction of ETPH	Completed				04/07/23	X/K	SW3510C/SW3520C
Mercury Digestion	Completed				04/10/23	AL/AL	SW7470A
Semi-Volatile Extraction	Completed				04/10/23	X/K	SW3520C
Total Metals Digestion	Completed				04/10/23	AG	SW3010A
Total Metals Digestion MS	Completed				04/10/23	AG	SW3010A
TPH by GC (Extractable Products)							
Ext. Petroleum H.C. (C9-C36)	ND	0.069	mg/L	1	04/11/23	JRB	CTETPH
Identification	ND		mg/L	1	04/11/23	JRB	CTETPH
QA/QC Surrogates							
% Terphenyl (surr)	90		%	1	04/11/23	JRB	50 - 150 %

Ver 1

Project ID: ROCKVILLE FORMER MGP
Client ID: EB-040623

Phoenix I.D.: CN78486

Parameter	Result	RL/ PQL	Units	Dilution	Date/Time	By	Reference
Volatiles							
1,1,1,2-Tetrachloroethane	ND	1.0	ug/L	1	04/07/23	MH	SW8260C
1,1,1-Trichloroethane	ND	1.0	ug/L	1	04/07/23	MH	SW8260C
1,1,2,2-Tetrachloroethane	ND	0.50	ug/L	1	04/07/23	MH	SW8260C
1,1,2-Trichloroethane	ND	1.0	ug/L	1	04/07/23	MH	SW8260C
1,1-Dichloroethane	ND	1.0	ug/L	1	04/07/23	MH	SW8260C
1,1-Dichloroethene	ND	1.0	ug/L	1	04/07/23	MH	SW8260C
1,1-Dichloropropene	ND	1.0	ug/L	1	04/07/23	MH	SW8260C
1,2,3-Trichlorobenzene	ND	1.0	ug/L	1	04/07/23	MH	SW8260C
1,2,3-Trichloropropane	ND	1.0	ug/L	1	04/07/23	MH	SW8260C
1,2,4-Trichlorobenzene	ND	1.0	ug/L	1	04/07/23	MH	SW8260C
1,2,4-Trimethylbenzene	ND	1.0	ug/L	1	04/07/23	MH	SW8260C
1,2-Dibromo-3-chloropropane	ND	1.0	ug/L	1	04/07/23	MH	SW8260C
1,2-Dibromoethane	ND	1.0	ug/L	1	04/07/23	MH	SW8260C
1,2-Dichlorobenzene	ND	1.0	ug/L	1	04/07/23	MH	SW8260C
1,2-Dichloroethane	ND	0.60	ug/L	1	04/07/23	MH	SW8260C
1,2-Dichloropropane	ND	1.0	ug/L	1	04/07/23	MH	SW8260C
1,3,5-Trimethylbenzene	ND	1.0	ug/L	1	04/07/23	MH	SW8260C
1,3-Dichlorobenzene	ND	1.0	ug/L	1	04/07/23	MH	SW8260C
1,3-Dichloropropane	ND	1.0	ug/L	1	04/07/23	MH	SW8260C
1,4-Dichlorobenzene	ND	1.0	ug/L	1	04/07/23	MH	SW8260C
2,2-Dichloropropane	ND	1.0	ug/L	1	04/07/23	MH	SW8260C
2-Chlorotoluene	ND	1.0	ug/L	1	04/07/23	MH	SW8260C
2-Hexanone	ND	5.0	ug/L	1	04/07/23	MH	SW8260C
2-Isopropyltoluene	ND	1.0	ug/L	1	04/07/23	MH	SW8260C
4-Chlorotoluene	ND	1.0	ug/L	1	04/07/23	MH	SW8260C
4-Methyl-2-pentanone	ND	5.0	ug/L	1	04/07/23	MH	SW8260C
Acetone	ND	25	ug/L	1	04/07/23	MH	SW8260C
Acrylonitrile	ND	1.0	ug/L	1	04/07/23	MH	SW8260C
Benzene	ND	0.70	ug/L	1	04/07/23	MH	SW8260C
Bromobenzene	ND	1.0	ug/L	1	04/07/23	MH	SW8260C
Bromochloromethane	ND	1.0	ug/L	1	04/07/23	MH	SW8260C
Bromodichloromethane	ND	0.50	ug/L	1	04/07/23	MH	SW8260C
Bromoform	ND	1.0	ug/L	1	04/07/23	MH	SW8260C
Bromomethane	ND	1.0	ug/L	1	04/07/23	MH	SW8260C
Carbon Disulfide	ND	5.0	ug/L	1	04/07/23	MH	SW8260C
Carbon tetrachloride	ND	1.0	ug/L	1	04/07/23	MH	SW8260C
Chlorobenzene	ND	1.0	ug/L	1	04/07/23	MH	SW8260C
Chloroethane	ND	1.0	ug/L	1	04/07/23	MH	SW8260C
Chloroform	ND	1.0	ug/L	1	04/07/23	MH	SW8260C
Chloromethane	ND	1.0	ug/L	1	04/07/23	MH	SW8260C
cis-1,2-Dichloroethene	ND	1.0	ug/L	1	04/07/23	MH	SW8260C
cis-1,3-Dichloropropene	ND	0.40	ug/L	1	04/07/23	MH	SW8260C
Dibromochloromethane	ND	0.50	ug/L	1	04/07/23	MH	SW8260C
Dibromomethane	ND	1.0	ug/L	1	04/07/23	MH	SW8260C
Dichlorodifluoromethane	ND	1.0	ug/L	1	04/07/23	MH	SW8260C
Ethylbenzene	ND	1.0	ug/L	1	04/07/23	MH	SW8260C
Hexachlorobutadiene	ND	0.40	ug/L	1	04/07/23	MH	SW8260C
Isopropylbenzene	ND	1.0	ug/L	1	04/07/23	MH	SW8260C

Ver 1

Project ID: ROCKVILLE FORMER MGP
Client ID: EB-040623
Phoenix I.D.: CN78486

Parameter	Result	RL/ PQL	Units	Dilution	Date/Time	By	Reference
m&p-Xylene	ND	1.0	ug/L	1	04/07/23	MH	SW8260C
Methyl ethyl ketone	ND	5.0	ug/L	1	04/07/23	MH	SW8260C
Methyl t-butyl ether (MTBE)	ND	1.0	ug/L	1	04/07/23	MH	SW8260C
Methylene chloride	ND	1.0	ug/L	1	04/07/23	MH	SW8260C
Naphthalene	ND	1.0	ug/L	1	04/07/23	MH	SW8260C
n-Butylbenzene	ND	1.0	ug/L	1	04/07/23	MH	SW8260C
n-Propylbenzene	ND	1.0	ug/L	1	04/07/23	MH	SW8260C
o-Xylene	ND	1.0	ug/L	1	04/07/23	MH	SW8260C
p-Isopropyltoluene	ND	1.0	ug/L	1	04/07/23	MH	SW8260C
sec-Butylbenzene	ND	1.0	ug/L	1	04/07/23	MH	SW8260C
Styrene	ND	1.0	ug/L	1	04/07/23	MH	SW8260C
tert-Butylbenzene	ND	1.0	ug/L	1	04/07/23	MH	SW8260C
Tetrachloroethene	ND	1.0	ug/L	1	04/07/23	MH	SW8260C
Tetrahydrofuran (THF)	ND	2.5	ug/L	1	04/07/23	MH	SW8260C
Toluene	ND	1.0	ug/L	1	04/07/23	MH	SW8260C
Total Xylenes	ND	1.0	ug/L	1	04/07/23	MH	SW8260C
trans-1,2-Dichloroethene	ND	1.0	ug/L	1	04/07/23	MH	SW8260C
trans-1,3-Dichloropropene	ND	0.40	ug/L	1	04/07/23	MH	SW8260C
trans-1,4-dichloro-2-butene	ND	5.0	ug/L	1	04/07/23	MH	SW8260C
Trichloroethene	ND	1.0	ug/L	1	04/07/23	MH	SW8260C
Trichlorofluoromethane	ND	1.0	ug/L	1	04/07/23	MH	SW8260C
Trichlorotrifluoroethane	ND	1.0	ug/L	1	04/07/23	MH	SW8260C
Vinyl chloride	ND	1.0	ug/L	1	04/07/23	MH	SW8260C
QA/QC Surrogates							
% 1,2-dichlorobenzene-d4	101		%	1	04/07/23	MH	70 - 130 %
% Bromofluorobenzene	97		%	1	04/07/23	MH	70 - 130 %
% Dibromofluoromethane	104		%	1	04/07/23	MH	70 - 130 %
% Toluene-d8	99		%	1	04/07/23	MH	70 - 130 %
Semivolatiles by SIM, PAH							
2-Methylnaphthalene	ND	0.49	ug/L	1	04/11/23	KCA	SW8270D (SIM)
Acenaphthene	ND	0.49	ug/L	1	04/11/23	KCA	SW8270D (SIM)
Acenaphthylene	ND	0.29	ug/L	1	04/11/23	KCA	SW8270D (SIM)
Anthracene	ND	0.49	ug/L	1	04/11/23	KCA	SW8270D (SIM)
Benz(a)anthracene	ND	0.05	ug/L	1	04/11/23	KCA	SW8270D (SIM)
Benzo(a)pyrene	ND	0.20	ug/L	1	04/11/23	KCA	SW8270D (SIM)
Benzo(b)fluoranthene	ND	0.07	ug/L	1	04/11/23	KCA	SW8270D (SIM)
Benzo(ghi)perylene	ND	0.47	ug/L	1	04/11/23	KCA	SW8270D (SIM)
Benzo(k)fluoranthene	ND	0.29	ug/L	1	04/11/23	KCA	SW8270D (SIM)
Chrysene	ND	0.49	ug/L	1	04/11/23	KCA	SW8270D (SIM)
Dibenz(a,h)anthracene	ND	0.10	ug/L	1	04/11/23	KCA	SW8270D (SIM)
Fluoranthene	ND	0.49	ug/L	1	04/11/23	KCA	SW8270D (SIM)
Fluorene	ND	0.49	ug/L	1	04/11/23	KCA	SW8270D (SIM)
Indeno(1,2,3-cd)pyrene	ND	0.10	ug/L	1	04/11/23	KCA	SW8270D (SIM)
Naphthalene	ND	0.49	ug/L	1	04/11/23	KCA	SW8270D (SIM)
Phenanthrene	ND	0.06	ug/L	1	04/11/23	KCA	SW8270D (SIM)
Pyrene	ND	0.49	ug/L	1	04/11/23	KCA	SW8270D (SIM)
QA/QC Surrogates							
% 2-Fluorobiphenyl	85		%	1	04/11/23	KCA	30 - 130 %
% Nitrobenzene-d5	101		%	1	04/11/23	KCA	30 - 130 %

Ver 1

Project ID: ROCKVILLE FORMER MGP
Client ID: EB-040623

Phoenix I.D.: CN78486

Parameter	Result	RL/ PQL	Units	Dilution	Date/Time	By	Reference
% Terphenyl-d14	92		%	1	04/11/23	KCA	30 - 130 %

RL/PQL=Reporting/Practical Quantitation Level ND=Not Detected BRL=Below Reporting Level
QA/QC Surrogates: Surrogates are compounds (preceeded with a %) added by the lab to determine analysis efficiency. Surrogate results(%) listed in the report are not "detected" compounds.

Comments:

If you are the client above and have any questions concerning this testing, please do not hesitate to contact Phoenix Client Services at ext.200.
The contents of this report cannot be discussed with anyone other than the client listed above without their written consent.



Phyllis Shiller, Laboratory Director
April 19, 2023
Reviewed and Released by: Ethan Lee, Project Manager

Environmental Laboratories, Inc.
587 East Middle Turnpike, P.O.Box 370, Manchester, CT 06045
Tel. (860) 645-1102

QA/QC Report

April 19, 2023

QA/QC Data

SDG I.D.: GCN78479

Parameter	Blank	Blk RL	Sample Result	Dup Result	Dup RPD	LCS %	LCSD %	LCS RPD	MS %	MSD %	MS RPD	% Rec Limits	% RPD Limits
QA/QC Batch 671948 (mg/L), QC Sample No: CN78479 (CN78479, CN78480, CN78481)													
Mercury - Water	BRL	0.0002	<0.0002	<0.0002	NC	91.4			89.4			80 - 120	20
Comment:													
Additional Mercury criteria: LCS acceptance range for waters is 80-120% and for soils is 70-130%. MS acceptance range is 75-125%.													
QA/QC Batch 671949 (mg/L), QC Sample No: CN78486 (CN78483, CN78484, CN78485, CN78486)													
Mercury - Water	BRL	0.0002	<0.0002	<0.0002	NC	91.0			92.8			80 - 120	20
Comment:													
Additional Mercury criteria: LCS acceptance range for waters is 80-120% and for soils is 70-130%. MS acceptance range is 75-125%.													
QA/QC Batch 672019 (mg/L), QC Sample No: CN78426 (CN78479, CN78480, CN78481, CN78483, CN78484, CN78485, CN78486)													
ICP Metals - Aqueous													
Antimony	BRL	0.005	<0.005	<0.005	NC	101	101	0.0	102			80 - 120	20
Arsenic	BRL	0.004	<0.004	<0.004	NC	97.8	97.9	0.1	98.2			80 - 120	20
Barium	BRL	0.002	0.134	0.137	2.20	93.4	92.5	1.0	90.9			80 - 120	20
Beryllium	BRL	0.001	<0.001	<0.001	NC	95.9	94.6	1.4	93.3			80 - 120	20
Cadmium	BRL	0.001	<0.001	<0.001	NC	95.9	95.5	0.4	92.3			80 - 120	20
Chromium	BRL	0.001	<0.001	<0.001	NC	93.0	91.7	1.4	90.7			80 - 120	20
Copper	BRL	0.005	<0.005	<0.005	NC	102	102	0.0	106			80 - 120	20
Lead	BRL	0.001	<0.001	0.002	NC	96.7	96.0	0.7	98.4			80 - 120	20
Nickel	BRL	0.001	0.003	0.003	NC	95.6	95.2	0.4	95.0			80 - 120	20
Selenium	BRL	0.010	<0.010	<0.010	NC	95.3	94.5	0.8	94.9			80 - 120	20
Silver	BRL	0.001	<0.001	<0.001	NC	99.8	98.4	1.4	102			80 - 120	20
Vanadium	BRL	0.002	<0.002	<0.002	NC	97.5	96.1	1.4	96.6			80 - 120	20
Zinc	BRL	0.004	<0.004	<0.004	NC	96.5	95.9	0.6	95.5			80 - 120	20
Comment:													
Additional Criteria: LCS acceptance range is 80-120% MS acceptance range 75-125%.													
QA/QC Batch 672023 (mg/L), QC Sample No: CN79397 5X (CN78479, CN78480, CN78481, CN78483, CN78484, CN78485, CN78486)													
ICP MS Metals - Aqueous													
Thallium	BRL	0.0005	<0.0005	<0.0005	NC	102	105	2.9	103			80 - 120	20
Comment:													
Additional Criteria: LCS acceptance range is 80-120% MS acceptance range 75-125%.													

Environmental Laboratories, Inc.
587 East Middle Turnpike, P.O.Box 370, Manchester, CT 06045
Tel. (860) 645-1102

QA/QC Report

April 19, 2023

QA/QC Data

SDG I.D.: GCN78479

Parameter	Blank	Blk RL	Sample Result	Dup Result	Dup RPD	LCS %	LCSD %	LCS RPD	MS %	MSD %	MS RPD	% Rec Limits	% RPD Limits
QA/QC Batch 672197 (mg/L), QC Sample No: CN78486 (CN78479, CN78480, CN78481, CN78483, CN78484, CN78485, CN78486)													
Total Cyanide	BRL	0.010	<0.010	<0.010	NC	96.6			102			90 - 110	20
Comment:													
Additional: LCS acceptance range is 80-120% for soils MS acceptance range 75-125% for soils													

Environmental Laboratories, Inc.
587 East Middle Turnpike, P.O.Box 370, Manchester, CT 06045
Tel. (860) 645-1102

QA/QC Report

April 19, 2023

QA/QC Data

SDG I.D.: GCN78479

Parameter	Blank	Blk RL	LCS %	LCSD %	LCS RPD	MS %	MSD %	MS RPD	% Rec Limits	% RPD Limits	
QA/QC Batch 671830 (mg/L), QC Sample No: CN77608 (CN78479, CN78480, CN78481, CN78483, CN78484, CN78485, CN78486)											
TPH by GC (Extractable Products) - Ground Water											
Ext. Petroleum H.C. (C9-C36)	ND	0.10	103	105	1.9				60 - 120	30	
% Terphenyl (surr)	91	%	93	92	1.1				50 - 150	20	
Comment:											
Additional surrogate criteria: LCS acceptance range is 60-120% MS acceptance range 50-150%. The ETPH/DRO LCS has been normalized based on the alkane calibration.											
QA/QC Batch 671829 (ug/L), QC Sample No: CN77551 (CN78479, CN78480, CN78481, CN78483, CN78484)											
Semivolatiles by SIM, PAH - Ground Water											
2-Methylnaphthalene	ND	0.50	96	75	24.6				30 - 130	20	r
Acenaphthene	ND	0.50	93	87	6.7				30 - 130	20	
Acenaphthylene	ND	0.10	93	90	3.3				30 - 130	20	
Anthracene	ND	0.10	105	99	5.9				30 - 130	20	
Benz(a)anthracene	ND	0.05	102	98	4.0				30 - 130	20	
Benzo(a)pyrene	ND	0.20	117	116	0.9				30 - 130	20	
Benzo(b)fluoranthene	ND	0.07	109	101	7.6				30 - 130	20	
Benzo(ghi)perylene	ND	0.02	97	93	4.2				30 - 130	20	
Benzo(k)fluoranthene	ND	0.10	114	105	8.2				30 - 130	20	
Chrysene	ND	0.05	101	95	6.1				30 - 130	20	
Dibenz(a,h)anthracene	ND	0.02	106	101	4.8				30 - 130	20	
Fluoranthene	ND	0.50	99	93	6.3				30 - 130	20	
Fluorene	ND	0.10	98	91	7.4				30 - 130	20	
Indeno(1,2,3-cd)pyrene	ND	0.10	112	107	4.6				30 - 130	20	
Naphthalene	ND	0.50	96	74	25.9				30 - 130	20	r
Phenanthrene	ND	0.06	85	80	6.1				30 - 130	20	
Pyrene	ND	0.07	98	92	6.3				30 - 130	20	
% 2-Fluorobiphenyl	89	%	92	84	9.1				30 - 130	20	
% Nitrobenzene-d5	101	%	111	102	8.5				30 - 130	20	
% Terphenyl-d14	91	%	94	85	10.1				30 - 130	20	
Comment:											
Additional 8270 criteria:20% of compounds can be outside of acceptance criteria as long as recovery is at least 10%. (Acid surrogates acceptance range for aqueous samples: 15-110%, for soils 30-130%)											
QA/QC Batch 672050 (ug/L), QC Sample No: CN79139 (CN78485, CN78486)											
Semivolatiles by SIM, PAH - Ground Water											
2-Methylnaphthalene	ND	0.50	68	68	0.0				30 - 130	20	
Acenaphthene	ND	0.50	86	73	16.4				30 - 130	20	
Acenaphthylene	ND	0.30	89	71	22.5				30 - 130	20	r
Anthracene	ND	0.50	103	93	10.2				30 - 130	20	
Benz(a)anthracene	ND	0.02	96	89	7.6				30 - 130	20	
Benzo(a)pyrene	ND	0.02	120	101	17.2				30 - 130	20	
Benzo(b)fluoranthene	ND	0.02	103	98	5.0				30 - 130	20	
Benzo(ghi)perylene	ND	0.48	93	85	9.0				30 - 130	20	

QA/QC Data

SDG I.D.: GCN78479

Parameter	Blank	Blk RL	LCS %	LCSD %	LCS RPD	MS %	MSD %	MS RPD	% Rec Limits	% RPD Limits	
Benzo(k)fluoranthene	ND	0.02	109	104	4.7				30 - 130	20	
Chrysene	ND	0.02	96	92	4.3				30 - 130	20	
Dibenz(a,h)anthracene	ND	0.10	99	92	7.3				30 - 130	20	
Fluoranthene	ND	0.50	95	89	6.5				30 - 130	20	
Fluorene	ND	0.50	93	82	12.6				30 - 130	20	
Indeno(1,2,3-cd)pyrene	ND	0.02	102	95	7.1				30 - 130	20	
Naphthalene	ND	0.50	64	62	3.2				30 - 130	20	
Phenanthrene	ND	0.06	80	74	7.8				30 - 130	20	
Pyrene	ND	0.50	94	87	7.7				30 - 130	20	
% 2-Fluorobiphenyl	69	%	85	62	31.3				30 - 130	20	r
% Nitrobenzene-d5	79	%	101	63	46.3				30 - 130	20	r
% Terphenyl-d14	76	%	88	77	13.3				30 - 130	20	

Comment:

Additional 8270 criteria:20% of compounds can be outside of acceptance criteria as long as recovery is at least 10%. (Acid surrogates acceptance range for aqueous samples: 15-110%, for soils 30-130%)

QA/QC Batch 671980 (ug/L), QC Sample No: CN78482 (CN78479 (20X) , CN78480, CN78481, CN78482, CN78483, CN78484, CN78485, CN78486)

Volatiles - Ground Water

1,1,1,2-Tetrachloroethane	ND	1.0	107	111	3.7				70 - 130	30	
1,1,1-Trichloroethane	ND	1.0	107	111	3.7				70 - 130	30	
1,1,2,2-Tetrachloroethane	ND	0.50	105	108	2.8				70 - 130	30	
1,1,2-Trichloroethane	ND	1.0	107	106	0.9				70 - 130	30	
1,1-Dichloroethane	ND	1.0	112	114	1.8				70 - 130	30	
1,1-Dichloroethene	ND	1.0	110	113	2.7				70 - 130	30	
1,1-Dichloropropene	ND	1.0	109	112	2.7				70 - 130	30	
1,2,3-Trichlorobenzene	ND	1.0	102	107	4.8				70 - 130	30	
1,2,3-Trichloropropane	ND	1.0	107	109	1.9				70 - 130	30	
1,2,4-Trichlorobenzene	ND	1.0	100	104	3.9				70 - 130	30	
1,2,4-Trimethylbenzene	ND	1.0	104	108	3.8				70 - 130	30	
1,2-Dibromo-3-chloropropane	ND	1.0	99	103	4.0				70 - 130	30	
1,2-Dibromoethane	ND	1.0	107	109	1.9				70 - 130	30	
1,2-Dichlorobenzene	ND	1.0	103	106	2.9				70 - 130	30	
1,2-Dichloroethane	ND	1.0	110	111	0.9				70 - 130	30	
1,2-Dichloropropane	ND	1.0	105	108	2.8				70 - 130	30	
1,3,5-Trimethylbenzene	ND	1.0	105	111	5.6				70 - 130	30	
1,3-Dichlorobenzene	ND	1.0	103	106	2.9				70 - 130	30	
1,3-Dichloropropane	ND	1.0	106	110	3.7				70 - 130	30	
1,4-Dichlorobenzene	ND	1.0	102	106	3.8				70 - 130	30	
2,2-Dichloropropane	ND	1.0	96	102	6.1				70 - 130	30	
2-Chlorotoluene	ND	1.0	105	109	3.7				70 - 130	30	
2-Hexanone	ND	5.0	103	102	1.0				70 - 130	30	
2-Isopropyltoluene	ND	1.0	105	109	3.7				70 - 130	30	
4-Chlorotoluene	ND	1.0	105	108	2.8				70 - 130	30	
4-Methyl-2-pentanone	ND	5.0	106	107	0.9				70 - 130	30	
Acetone	ND	5.0	112	108	3.6				70 - 130	30	
Acrylonitrile	ND	5.0	102	101	1.0				70 - 130	30	
Benzene	ND	0.70	108	111	2.7				70 - 130	30	
Bromobenzene	ND	1.0	102	106	3.8				70 - 130	30	
Bromochloromethane	ND	1.0	109	113	3.6				70 - 130	30	
Bromodichloromethane	ND	0.50	113	116	2.6				70 - 130	30	
Bromoform	ND	1.0	122	126	3.2				70 - 130	30	
Bromomethane	ND	1.0	122	126	3.2				70 - 130	30	

QA/QC Data

SDG I.D.: GCN78479

Parameter	Blank	Blk RL	LCS %	LCSD %	LCS RPD	MS %	MSD %	MS RPD	% Rec Limits	% RPD Limits
Carbon Disulfide	ND	1.0	105	108	2.8				70 - 130	30
Carbon tetrachloride	ND	1.0	109	112	2.7				70 - 130	30
Chlorobenzene	ND	1.0	106	109	2.8				70 - 130	30
Chloroethane	ND	1.0	118	120	1.7				70 - 130	30
Chloroform	ND	1.0	109	113	3.6				70 - 130	30
Chloromethane	ND	1.0	113	116	2.6				70 - 130	30
cis-1,2-Dichloroethene	ND	1.0	108	112	3.6				70 - 130	30
cis-1,3-Dichloropropene	ND	0.40	103	106	2.9				70 - 130	30
Dibromochloromethane	ND	0.50	114	117	2.6				70 - 130	30
Dibromomethane	ND	1.0	108	111	2.7				70 - 130	30
Dichlorodifluoromethane	ND	1.0	110	116	5.3				70 - 130	30
Ethylbenzene	ND	1.0	107	112	4.6				70 - 130	30
Hexachlorobutadiene	ND	0.40	102	109	6.6				70 - 130	30
Isopropylbenzene	ND	1.0	104	108	3.8				70 - 130	30
m&p-Xylene	ND	1.0	107	112	4.6				70 - 130	30
Methyl ethyl ketone	ND	5.0	107	108	0.9				70 - 130	30
Methyl t-butyl ether (MTBE)	ND	1.0	110	110	0.0				70 - 130	30
Methylene chloride	ND	1.0	101	102	1.0				70 - 130	30
Naphthalene	ND	1.0	104	106	1.9				70 - 130	30
n-Butylbenzene	ND	1.0	111	116	4.4				70 - 130	30
n-Propylbenzene	ND	1.0	105	109	3.7				70 - 130	30
o-Xylene	ND	1.0	105	108	2.8				70 - 130	30
p-Isopropyltoluene	ND	1.0	108	111	2.7				70 - 130	30
sec-Butylbenzene	ND	1.0	108	113	4.5				70 - 130	30
Styrene	ND	1.0	109	112	2.7				70 - 130	30
tert-Butylbenzene	ND	1.0	104	109	4.7				70 - 130	30
Tetrachloroethene	ND	1.0	107	110	2.8				70 - 130	30
Tetrahydrofuran (THF)	ND	2.5	107	107	0.0				70 - 130	30
Toluene	ND	1.0	108	111	2.7				70 - 130	30
trans-1,2-Dichloroethene	ND	1.0	109	112	2.7				70 - 130	30
trans-1,3-Dichloropropene	ND	0.40	100	102	2.0				70 - 130	30
trans-1,4-dichloro-2-butene	ND	5.0	86	87	1.2				70 - 130	30
Trichloroethene	ND	1.0	105	107	1.9				70 - 130	30
Trichlorofluoromethane	ND	1.0	120	124	3.3				70 - 130	30
Trichlorotrifluoroethane	ND	1.0	105	110	4.7				70 - 130	30
Vinyl chloride	ND	1.0	111	117	5.3				70 - 130	30
% 1,2-dichlorobenzene-d4	100	%	100	99	1.0				70 - 130	30
% Bromofluorobenzene	96	%	101	101	0.0				70 - 130	30
% Dibromofluoromethane	100	%	98	98	0.0				70 - 130	30
% Toluene-d8	99	%	100	101	1.0				70 - 130	30

Comment:

A LCS and LCS Duplicate were performed instead of a matrix spike and matrix spike duplicate.

Additional 8260 criteria: 10% of LCS/LCSD compounds can be outside of acceptance criteria as long as recovery is 40-160%, 25-160% for Chloroethane-HL and Trichlorofluoromethane-HL.

QA/QC Batch 672373 (ug/L), QC Sample No: CN78483 (CN78483 (2X))

Volatiles - Ground Water

Benzene	ND	0.70	99	100	1.0				70 - 130	30
% 1,2-dichlorobenzene-d4	102	%	103	102	1.0				70 - 130	30
% Bromofluorobenzene	96	%	101	100	1.0				70 - 130	30
% Dibromofluoromethane	103	%	101	104	2.9				70 - 130	30
% Toluene-d8	99	%	100	100	0.0				70 - 130	30

QA/QC Data

SDG I.D.: GCN78479

Parameter	Blank	Blk RL	LCS %	LCSD %	LCS RPD	MS %	MSD %	MS RPD	% Rec Limits	% RPD Limits
Comment:										
A LCS and LCS Duplicate were performed instead of a matrix spike and matrix spike duplicate.										
Additional 8260 criteria: 10% of LCS/LCSD compounds can be outside of acceptance criteria as long as recovery is 40-160%, 25-160% for Chloroethane-HL and Trichlorofluoromethane-HL.										
QA/QC Batch 672127 (ug/L), QC Sample No: CN79398 (CN78479)										
Volatiles - Ground Water										
1,1,1,2-Tetrachloroethane	ND	1.0	108	110	1.8				70 - 130	30
1,1,1-Trichloroethane	ND	1.0	107	106	0.9				70 - 130	30
1,1,2,2-Tetrachloroethane	ND	0.50	99	101	2.0				70 - 130	30
1,1,2-Trichloroethane	ND	1.0	101	100	1.0				70 - 130	30
1,1-Dichloroethane	ND	1.0	106	104	1.9				70 - 130	30
1,1-Dichloroethene	ND	1.0	103	101	2.0				70 - 130	30
1,1-Dichloropropene	ND	1.0	106	107	0.9				70 - 130	30
1,2,3-Trichlorobenzene	ND	1.0	105	105	0.0				70 - 130	30
1,2,3-Trichloropropane	ND	1.0	100	101	1.0				70 - 130	30
1,2,4-Trichlorobenzene	ND	1.0	104	105	1.0				70 - 130	30
1,2,4-Trimethylbenzene	ND	1.0	106	107	0.9				70 - 130	30
1,2-Dibromo-3-chloropropane	ND	1.0	99	104	4.9				70 - 130	30
1,2-Dibromoethane	ND	1.0	105	106	0.9				70 - 130	30
1,2-Dichlorobenzene	ND	1.0	104	102	1.9				70 - 130	30
1,2-Dichloroethane	ND	1.0	102	103	1.0				70 - 130	30
1,2-Dichloropropane	ND	1.0	102	102	0.0				70 - 130	30
1,3,5-Trimethylbenzene	ND	1.0	107	107	0.0				70 - 130	30
1,3-Dichlorobenzene	ND	1.0	104	104	0.0				70 - 130	30
1,3-Dichloropropane	ND	1.0	104	105	1.0				70 - 130	30
1,4-Dichlorobenzene	ND	1.0	101	103	2.0				70 - 130	30
2,2-Dichloropropane	ND	1.0	100	97	3.0				70 - 130	30
2-Chlorotoluene	ND	1.0	106	106	0.0				70 - 130	30
2-Hexanone	ND	5.0	97	100	3.0				70 - 130	30
2-Isopropyltoluene	ND	1.0	104	107	2.8				70 - 130	30
4-Chlorotoluene	ND	1.0	107	105	1.9				70 - 130	30
4-Methyl-2-pentanone	ND	5.0	96	94	2.1				70 - 130	30
Acetone	ND	5.0	97	104	7.0				70 - 130	30
Acrylonitrile	ND	5.0	95	98	3.1				70 - 130	30
Benzene	ND	0.70	106	106	0.0				70 - 130	30
Bromobenzene	ND	1.0	107	106	0.9				70 - 130	30
Bromochloromethane	ND	1.0	108	107	0.9				70 - 130	30
Bromodichloromethane	ND	0.50	104	102	1.9				70 - 130	30
Bromoform	ND	1.0	108	110	1.8				70 - 130	30
Bromomethane	ND	1.0	126	114	10.0				70 - 130	30
Carbon Disulfide	ND	1.0	98	97	1.0				70 - 130	30
Carbon tetrachloride	ND	1.0	107	107	0.0				70 - 130	30
Chlorobenzene	ND	1.0	104	106	1.9				70 - 130	30
Chloroethane	ND	1.0	107	103	3.8				70 - 130	30
Chloroform	ND	1.0	105	101	3.9				70 - 130	30
Chloromethane	ND	1.0	105	103	1.9				70 - 130	30
cis-1,2-Dichloroethene	ND	1.0	107	102	4.8				70 - 130	30
cis-1,3-Dichloropropene	ND	0.40	109	107	1.9				70 - 130	30
Dibromochloromethane	ND	0.50	105	110	4.7				70 - 130	30
Dibromomethane	ND	1.0	107	105	1.9				70 - 130	30
Dichlorodifluoromethane	ND	1.0	105	98	6.9				70 - 130	30
Hexachlorobutadiene	ND	0.40	102	104	1.9				70 - 130	30

QA/QC Data

SDG I.D.: GCN78479

Parameter	Blank	Blk RL	LCS %	LCSD %	LCS RPD	MS %	MSD %	MS RPD	% Rec Limits	% RPD Limits
Isopropylbenzene	ND	1.0	106	107	0.9				70 - 130	30
m&p-Xylene	ND	1.0	105	108	2.8				70 - 130	30
Methyl ethyl ketone	ND	5.0	92	98	6.3				70 - 130	30
Methyl t-butyl ether (MTBE)	ND	1.0	103	103	0.0				70 - 130	30
Methylene chloride	ND	1.0	100	99	1.0				70 - 130	30
n-Butylbenzene	ND	1.0	108	108	0.0				70 - 130	30
n-Propylbenzene	ND	1.0	107	109	1.9				70 - 130	30
p-Isopropyltoluene	ND	1.0	106	109	2.8				70 - 130	30
sec-Butylbenzene	ND	1.0	106	106	0.0				70 - 130	30
Styrene	ND	1.0	110	113	2.7				70 - 130	30
tert-Butylbenzene	ND	1.0	107	109	1.9				70 - 130	30
Tetrachloroethene	ND	1.0	105	104	1.0				70 - 130	30
Tetrahydrofuran (THF)	ND	2.5	96	99	3.1				70 - 130	30
Toluene	ND	1.0	105	106	0.9				70 - 130	30
trans-1,2-Dichloroethene	ND	1.0	106	104	1.9				70 - 130	30
trans-1,3-Dichloropropene	ND	0.40	107	105	1.9				70 - 130	30
trans-1,4-dichloro-2-butene	ND	5.0	106	103	2.9				70 - 130	30
Trichloroethene	ND	1.0	105	105	0.0				70 - 130	30
Trichlorofluoromethane	ND	1.0	103	104	1.0				70 - 130	30
Trichlorotrifluoroethane	ND	1.0	97	95	2.1				70 - 130	30
Vinyl chloride	ND	1.0	106	101	4.8				70 - 130	30
% 1,2-dichlorobenzene-d4	102	%	99	100	1.0				70 - 130	30
% Bromofluorobenzene	95	%	100	103	3.0				70 - 130	30
% Dibromofluoromethane	100	%	98	99	1.0				70 - 130	30
% Toluene-d8	98	%	100	101	1.0				70 - 130	30

Comment:

A LCS and LCS Duplicate were performed instead of a matrix spike and matrix spike duplicate.

Additional 8260 criteria: 10% of LCS/LCSD compounds can be outside of acceptance criteria as long as recovery is 40-160%, 25-160% for Chloroethane-HL and Trichlorofluoromethane-HL.

r = This parameter is outside laboratory RPD specified recovery limits.

If there are any questions regarding this data, please call Phoenix Client Services at extension 200.

RPD - Relative Percent Difference
LCS - Laboratory Control Sample
LCSD - Laboratory Control Sample Duplicate
MS - Matrix Spike
MS Dup - Matrix Spike Duplicate
NC - No Criteria
Intf - Interference



Phyllis Shiller, Laboratory Director
April 19, 2023

Wednesday, April 19, 2023

Criteria: CT: GBM

State: CT

Sample Criteria Exceedances Report

GCN78479 - GEI

SampNo	Acode	Phoenix Analyte	Criteria	Result	RL	Criteria	RL Criteria	Analysis Units

*** No Data to Display ***

Phoenix Laboratories does not assume responsibility for the data contained in this exceedance report. It is provided as an additional tool to identify requested criteria exceedences. All efforts are made to ensure the accuracy of the data (obtained from appropriate agencies). A lack of exceedence information does not necessarily suggest conformance to the criteria. It is ultimately the site professional's responsibility to determine appropriate compliance.

REASONABLE CONFIDENCE PROTOCOL
LABORATORY ANALYSIS QA/QC CERTIFICATION FORM

Laboratory Name: Phoenix Environmental Labs, Inc. ***Client:*** GEI Consultants

Project Location: ROCKVILLE FORMER MGP ***Project Number:***

Laboratory Sample ID(s): CN78479-CN78486 ***Sampling Date(s):*** 4/6/2023

List RCP Methods Used (e.g., 8260, 8270, et cetera) 6010, 7470/7471, 8260, 8270, ETPH

1	**For each analytical method referenced in this laboratory report package, were all specified QA/QC performance criteria followed, including the requirement to explain any criteria falling outside of acceptable guidelines, as specified in the CT DEP method-specific Reasonable Confidence Protocol documents?**	☑ Yes ☐ No
1A	**Were the method specified preservation and holding time requirements met?**	☑ Yes ☐ No
1B	***VPH and EPH methods only:*** **Was the VPH or EPH method conducted without significant modifications (see section 11.3 of respective RCP methods)**	☐ Yes ☐ No ☑ NA
2	**Were all samples received by the laboratory in a condition consistent with that described on the associated Chain-of-Custody document(s)?**	☑ Yes ☐ No
3	**Were samples received at an appropriate temperature (< 6 Degrees C)?**	☑ Yes ☐ No ☐ NA
4	**Were all QA/QC performance criteria specified in the Reasonable Confidence Protocol documents acheived? See Section: SVOASIM Narration.**	☐ Yes ☑ No
5	**a) Were reporting limits specified or referenced on the chain-of-custody?** **b) Were these reporting limits met?**	☑ Yes ☐ No ☑ Yes ☐ No
6	**For each analytical method referenced in this laboratory report package, were results reported for all constituents identified in the method-specific analyte lists presented in the Reasonable Confidence Protocol documents?**	☐ Yes ☑ No
7	**Are project-specific matrix spikes and laboratory duplicates included in the data set?**	☑ Yes ☐ No

Notes: For all questions to which the response was "No" (with the exception of question #7), additional information must be provided in an attached narrative. If the answer to question #1, #1A or 1B is "No", the data package does not meet the requirements for "Reasonable Confidence". This form may not be altered and all questions must be answered.

I, the undersigned, attest under the pains and penalties of perjury that, to the best of my knowledge and belief and based upon my personal inquiry of those responsible for providing the information contained in this analytical report, such information is accurate and complete.

Authorized Signature: Ethan Lee **Position:** Project Manager

Printed Name: Ethan Lee **Date:** Wednesday, April 19, 2023

Name of Laboratory Phoenix Environmental Labs, Inc.

This certification form is to be used for RCP methods only.

CTDEP RCP Laboratory Analysis QA/QC Certification Form - November 2007
Laboratory Quality Assurance and Quality Control Guidance Reasonable Confidence Protocols

Environmental Laboratories, Inc.
587 East Middle Turnpike, P.O.Box 370, Manchester, CT 06045
Tel. (860) 645-1102 Fax (860) 645-0823

NY # 11301

RCP Certification Report

April 19, 2023

SDG I.D.: GCN78479

SDG Comments

8270 Semi-volatile Organics:
The client requested a short list for 8270 RCP Semivolatile. Only the PAH constituents are reported as requested on the chain-of-custody.

Cyanide Narration

Were all QA/QC performance criteria specified in the Reasonable Confidence Protocol documents achieved? Yes.

Instrument:

LACHAT 04/12/23-1 Dan Kinney, Greg Danielewski, Chemist 04/12/23

CN78479 , CN78480 , CN78481 , CN78483 , CN78484 , CN78485 , CN78486

The samples were distilled in accordance with the method.
The initial calibration met criteria.

The calibration check standards (ICV,CCV) were within 15% of true value and were analyzed at a frequencey of one per ten samples.
The continuing calibration blanks (ICB,CCB) had concentrations less than the reporting level.

The method blank, laboratory control sample (LCS), and matrix spike were distilled with the samples.

QC (Site Specific):

Batch 672197 (CN78486)

CN78479, CN78480, CN78481, CN78483, CN78484, CN78485, CN78486

All LCS recoveries were within 90 - 110 with the following exceptions: None.
All MS recoveries were within 90 - 110 with the following exceptions: None.
Additional: LCS acceptance range is 80-120% for soils MS acceptance range 75-125% for soils

ETPH Narration

Were all QA/QC performance criteria specified in the Reasonable Confidence Protocol documents achieved? Yes.

Instrument:

AU-XL1 04/10/23-1 Jeff Bucko, Chemist 04/10/23

CN78479 (1X), CN78480 (1X), CN78481 (1X), CN78483 (1X), CN78484 (1X), CN78485 (1X), CN78486 (1X)

The initial calibration (ETPH314I) RSD for the compound list was less than 30% except for the following compounds: None.
As per section 7.2.3, a discrimination check standard was run (410A003) and contained the following outliers: None.
The continuing calibration %D for the compound list was less than 30% except for the following compounds:None.

QC (Batch Specific):

Batch 671830 (CN77608)

CN78479, CN78480, CN78481, CN78483, CN78484, CN78485, CN78486

All LCS recoveries were within 60 - 120 with the following exceptions: None.
All LCSD recoveries were within 60 - 120 with the following exceptions: None.
All LCS/LCSD RPDs were less than 30% with the following exceptions: None.
Additional surrogate criteria: LCS acceptance range is 60-120% MS acceptance range 50-150%. The ETPH/DRO LCS has been normalized based on the alkane calibration.

Environmental Laboratories, Inc.
587 East Middle Turnpike, P.O.Box 370, Manchester, CT 06045
Tel. (860) 645-1102 Fax (860) 645-0823

NY # 11301

RCP Certification Report

April 19, 2023

SDG I.D.: GCN78479

ETPH Narration

Mercury Narration

Were all QA/QC performance criteria specified in the analytical method achieved? Yes.

Instrument:

MERLIN 04/10/23 19:53 Alexander Latka, Chemist 04/10/23

CN78479, CN78480, CN78481, CN78483, CN78484, CN78485, CN78486

The method preparation blank, ICB, and CCBs contain all of the acids and reagents as the samples.
The initial calibration met all criteria including a standard run at or below the reporting level.
All calibration verification standards (ICV, CCV) met criteria.
All calibration blank verification standards (ICB, CCB) met criteria.
The matrix spike sample is used to identify spectral interference for each batch of samples, if within 85-115%, no interference is observed and no further action is taken.
The following Initial Calibration Verification (ICV) compounds did not meet criteria: None.
The following Continuing Calibration Verification (CCV) compounds did not meet criteria: None.

QC (Site Specific):

Batch 671948 (CN78479)

CN78479, CN78480, CN78481

All LCS recoveries were within 80 - 120 with the following exceptions: None.
All MS recoveries were within 75 - 125 with the following exceptions: None.
Additional Mercury criteria: LCS acceptance range for waters is 80-120% and for soils is 70-130%. MS acceptance range is 75-125%.

Batch 671949 (CN78486)

CN78483, CN78484, CN78485, CN78486

All LCS recoveries were within 80 - 120 with the following exceptions: None.
All MS recoveries were within 75 - 125 with the following exceptions: None.
Additional Mercury criteria: LCS acceptance range for waters is 80-120% and for soils is 70-130%. MS acceptance range is 75-125%.

ICP Metals Narration

Were all QA/QC performance criteria specified in the analytical method achieved? Yes.

Instrument:

BLUE 04/11/23 08:56 Cindy Pearce, Tina Hall, Chemist 04/11/23

CN78479, CN78480, CN78481, CN78483, CN78484, CN78485, CN78486

The initial calibration met criteria.
The continuing calibration standards met criteria for all the elements reported. The linear range is defined daily by the calibration range.
The continuing calibration blanks were less than the reporting level for the elements reported.
The ICSA and ICSAB were analyzed at the beginning and end of the run and were within criteria.The linear range is defined daily by the calibration range.
The following Initial Calibration Verification (ICV) compounds did not meet criteria: None.
The following Continuing Calibration Verification (CCV) compounds did not meet criteria: None.

Environmental Laboratories, Inc.
587 East Middle Turnpike, P.O.Box 370, Manchester, CT 06045
Tel. (860) 645-1102 Fax (860) 645-0823

Certification Report

April 19, 2023

SDG I.D.: GCN78479

ICP Metals Narration

The following ICP Interference Check (ICSAB) compounds did not meet criteria: None.

QC (Batch Specific):

Batch 672019 (CN78426)

CN78479, CN78480, CN78481, CN78483, CN78484, CN78485, CN78486

All LCS recoveries were within 80 - 120 with the following exceptions: None.
All LCSD recoveries were within 80 - 120 with the following exceptions: None.
All LCS/LCSD RPDs were less than 20% with the following exceptions: None.
Additional Criteria: LCS acceptance range is 80-120% MS acceptance range 75-125%.

ICPMS Metals Narration

Were all QA/QC performance criteria specified in the analytical method achieved? Yes.

Instrument:

ICPMS 04/12/23 10:25 Cindy Pearce, Chemist 04/12/23

CN78479, CN78480

The linear range is defined daily by the calibration range.
The following Initial Calibration Verification (ICV) compounds did not meet criteria: None.
The following Continuing Calibration Verification (CCV) compounds did not meet criteria: None.
The following samples did not meet internal standard criteria: None.

ICPMS 04/12/23 21:50 Cindy Pearce, Chemist 04/12/23

CN78481, CN78483, CN78484, CN78485, CN78486

The linear range is defined daily by the calibration range.
The following Initial Calibration Verification (ICV) compounds did not meet criteria: None.
The following Continuing Calibration Verification (CCV) compounds did not meet criteria: None.
The following samples did not meet internal standard criteria: None.

QC (Batch Specific):

Batch 672023 (CN79397)

CN78479, CN78480, CN78481, CN78483, CN78484, CN78485, CN78486

All LCS recoveries were within 80 - 120 with the following exceptions: None.
All LCSD recoveries were within 80 - 120 with the following exceptions: None.
All LCS/LCSD RPDs were less than 20% with the following exceptions: None.
Additional Criteria: LCS acceptance range is 80-120% MS acceptance range 75-125%.

SVOA Narration

Were all QA/QC performance criteria specified in the Reasonable Confidence Protocol documents achieved? Yes.

Instrument:

CHEM22 04/11/23-1 Matt Richard, Chemist 04/11/23

CN78479 (5X), CN78483 (1X)

Initial Calibration Evaluation (CHEM22/22_BN_0315):
100% of target compounds met criteria.

Environmental Laboratories, Inc.
587 East Middle Turnpike, P.O.Box 370, Manchester, CT 06045
Tel. (860) 645-1102 Fax (860) 645-0823

ACCREDITED IN ACCORDANCE WITH nelac NY # 11301

RCP Certification Report

April 19, 2023

SDG I.D.: GCN78479

SVOA Narration

The following compounds had %RSDs >20%: None.
The following compounds did not meet recommended response factors: None.
The following compounds did not meet a minimum response factors: None.

Continuing Calibration Verification (CHEM22/0411_03-22_BN_0315):
Internal standard areas were within 50 to 200% of the initial calibration with the following exceptions: None.
100% of target compounds met criteria.
The following compounds did not meet % deviation criteria: None.
The following compounds did not meet maximum % deviations: None.
The following compounds did not meet recommended response factors: None.
The following compounds did not meet minimum response factors: None.

QC (Batch Specific):

Batch 671829 (CN77551)

CN78479, CN78480, CN78481, CN78483, CN78484

All LCS recoveries were within 30 - 130 with the following exceptions: None.
All LCSD recoveries were within 30 - 130 with the following exceptions: None.
All LCS/LCSD RPDs were less than 20% with the following exceptions: 2-Methylnaphthalene(24.6%), Naphthalene(25.9%)
Additional 8270 criteria:20% of compounds can be outside of acceptance criteria as long as recovery is at least 10%. (Acid surrogates acceptance range for aqueous samples: 15-110%, for soils 30-130%)
Additional 8270 criteria: 20% of compounds can be outside of acceptance criteria as long as recovery is at least 10%. (Acid surrogates acceptance range for aqueous samples: 15-110%, for soils 30-130%)

Batch 672050 (CN79139)

CN78485, CN78486

All LCS recoveries were within 30 - 130 with the following exceptions: None.
All LCSD recoveries were within 30 - 130 with the following exceptions: None.
All LCS/LCSD RPDs were less than 20% with the following exceptions: % 2-Fluorobiphenyl(31.3%), % Nitrobenzene-d5(46.3%), Acenaphthylene(22.5%)
Additional 8270 criteria:20% of compounds can be outside of acceptance criteria as long as recovery is at least 10%. (Acid surrogates acceptance range for aqueous samples: 15-110%, for soils 30-130%)
Additional 8270 criteria: 20% of compounds can be outside of acceptance criteria as long as recovery is at least 10%. (Acid surrogates acceptance range for aqueous samples: 15-110%, for soils 30-130%)

SVOASIM Narration

Environmental Laboratories, Inc.
587 East Middle Turnpike, P.O.Box 370, Manchester, CT 06045
Tel. (860) 645-1102 Fax (860) 645-0823

NY # 11301

RCP Certification Report

April 19, 2023

SDG I.D.: GCN78479

SVOASIM Narration

Were all QA/QC performance criteria specified in the Reasonable Confidence Protocol documents achieved? No.

QC Batch 671829 (Samples: CN78479, CN78480, CN78481, CN78483, CN78484): -----

The LCS/LCSD RPD exceeds the method criteria for one or more analytes, therefore there may be variability in the reported result. (2-Methylnaphthalene, Naphthalene)

QC Batch 672050 (Samples: CN78485, CN78486): -----

The LCS/LCSD RPD exceeds the method criteria for one or more analytes, but these analytes were not reported in the sample(s) so no variability is suspected. (Acenaphthylene)

The LCS/LCSD RPD exceeds the method criteria for one or more surrogates, therefore there may be variability in the reported result. (% 2-Fluorobiphenyl, % Nitrobenzene-d5)

Instrument:

CHEM33 04/10/23-1 Keith Aloisa, Chemist 04/10/23

CN78479 (1X), CN78480 (1X), CN78481 (1X), CN78483 (1X), CN78484 (1X)

Initial Calibration Evaluation (CHEM33/33_PAHSIM_0324):
100% of target compounds met criteria.
The following compounds had %RSDs >20%: None.
The following compounds did not meet recommended response factors: None.
The following compounds did not meet a minimum response factors: None.

Continuing Calibration Verification (CHEM33/0410_03-33_PAHSIM_0324):
Internal standard areas were within 50 to 200% of the initial calibration with the following exceptions: None.
100% of target compounds met criteria.
The following compounds did not meet % deviation criteria: None.
The following compounds did not meet maximum % deviations: None.
The following compounds did not meet recommended response factors: None.
The following compounds did not meet minimum response factors: None.

CHEM33 04/11/23-1 Adam Werner, Chemist 04/11/23

CN78485 (1X), CN78486 (1X)

Initial Calibration Evaluation (CHEM33/33_PAHSIM_0324):
100% of target compounds met criteria.
The following compounds had %RSDs >20%: None.
The following compounds did not meet recommended response factors: None.
The following compounds did not meet a minimum response factors: None.

Continuing Calibration Verification (CHEM33/0411_03-33_PAHSIM_0324):
Internal standard areas were within 50 to 200% of the initial calibration with the following exceptions: None.
100% of target compounds met criteria.
The following compounds did not meet % deviation criteria: None.
The following compounds did not meet maximum % deviations: None.
The following compounds did not meet recommended response factors: None.
The following compounds did not meet minimum response factors: None.

Environmental Laboratories, Inc.
587 East Middle Turnpike, P.O.Box 370, Manchester, CT 06045
Tel. (860) 645-1102 Fax (860) 645-0823

NY # 11301

RCP Certification Report

April 19, 2023

SDG I.D.: GCN78479

SVOASIM Narration

QC (Batch Specific):

Batch 671829 (CN77551)

CN78479, CN78480, CN78481, CN78483, CN78484

All LCS recoveries were within 30 - 130 with the following exceptions: None.
All LCSD recoveries were within 30 - 130 with the following exceptions: None.
All LCS/LCSD RPDs were less than 20% with the following exceptions: 2-Methylnaphthalene(24.6%), Naphthalene(25.9%)
Additional 8270 criteria:20% of compounds can be outside of acceptance criteria as long as recovery is at least 10%. (Acid surrogates acceptance range for aqueous samples: 15-110%, for soils 30-130%)

Batch 672050 (CN79139)

CN78485, CN78486

All LCS recoveries were within 30 - 130 with the following exceptions: None.
All LCSD recoveries were within 30 - 130 with the following exceptions: None.
All LCS/LCSD RPDs were less than 20% with the following exceptions: % 2-Fluorobiphenyl(31.3%), % Nitrobenzene-d5(46.3%), Acenaphthylene(22.5%)
Additional 8270 criteria:20% of compounds can be outside of acceptance criteria as long as recovery is at least 10%. (Acid surrogates acceptance range for aqueous samples: 15-110%, for soils 30-130%)

VOA Narration

Were all QA/QC performance criteria specified in the Reasonable Confidence Protocol documents achieved? Yes.

Instrument:

CHEM15 04/10/23-3 Michael Hahn, Chemist 04/10/23

CN78479 (1X)

Initial Calibration Evaluation (CHEM15/VOA15-041023):
100% of target compounds met criteria.
The following compounds had %RSDs >20%: None.
The following compounds did not meet Table 4 recommended minimum response factors: Acetone 0.094 (0.1)
The following compounds did not meet the minimum response factor of 0.05: None.

Continuing Calibration Verification (CHEM15/0410_14-VOA15-041023):
Internal standard areas were within 50 to 200% of the initial calibration with the following exceptions: None.
100% of target compounds met criteria.
The following compounds did not meet % deviation criteria: None.
The following compounds did not meet maximum % deviations: None.
The following compounds did not meet Table 4 recommended minimum response factors: None.

CHEM23 04/07/23-2 Michael Hahn, Chemist 04/07/23

CN78479 (1X, 20X), CN78480 (1X), CN78481 (1X), CN78482 (1X), CN78483 (1X), CN78484 (1X), CN78485 (1X), CN78486 (1X)

Initial Calibration Evaluation (CHEM23/VOA23_040523):
99% of target compounds met criteria.
The following compounds had %RSDs >20%: Bromoform 28% (20%)
The following compounds did not meet Table 4 recommended minimum response factors: Acetone 0.071 (0.1)
The following compounds did not meet the minimum response factor of 0.05: None.

Continuing Calibration Verification (CHEM23/0407_27-VOA23_040523):
Internal standard areas were within 50 to 200% of the initial calibration with the following exceptions: None.

Environmental Laboratories, Inc.
587 East Middle Turnpike, P.O.Box 370, Manchester, CT 06045
Tel. (860) 645-1102 Fax (860) 645-0823

RCP Certification Report

April 19, 2023

SDG I.D.: GCN78479

VOA Narration

100% of target compounds met criteria.
The following compounds did not meet % deviation criteria: None.
The following compounds did not meet maximum % deviations: None.
The following compounds did not meet Table 4 recommended minimum response factors: None.

CHEM23 04/11/23-1 Michael Hahn, Chemist 04/11/23

CN78483 (1X, 2X)

Initial Calibration Evaluation (CHEM23/VOA23_041023A):
98% of target compounds met criteria.
The following compounds had %RSDs >20%: None.
The following compounds did not meet Table 4 recommended minimum response factors: None.
The following compounds did not meet the minimum response factor of 0.05: None.

Continuing Calibration Verification (CHEM23/0411_03-VOA23_041023A):
Internal standard areas were within 50 to 200% of the initial calibration with the following exceptions: None.
100% of target compounds met criteria.
The following compounds did not meet % deviation criteria: None.
The following compounds did not meet maximum % deviations: None.
The following compounds did not meet Table 4 recommended minimum response factors: None.

QC (Batch Specific):

Batch 671980 (CN78482) CHEM23 4/7/2023-2

CN78479(20X), CN78480(1X), CN78481(1X), CN78482(1X), CN78483(1X), CN78484(1X), CN78485(1X), CN78486(1X)

All LCS recoveries were within 70 - 130 with the following exceptions: None.
All LCSD recoveries were within 70 - 130 with the following exceptions: None.
All LCS/LCSD RPDs were less than 30% with the following exceptions: None.
A LCS and LCS Duplicate were performed instead of a matrix spike and matrix spike duplicate.
Additional 8260 criteria: 10% of LCS/LCSD compounds can be outside of acceptance criteria as long as recovery is 40-160%, 25-160% for Chloroethane-HL and Trichlorofluoromethane-HL.

Batch 672127 (CN79398) CHEM15 4/10/2023-3

CN78479(1X)

All LCS recoveries were within 70 - 130 with the following exceptions: None.
All LCSD recoveries were within 70 - 130 with the following exceptions: None.
All LCS/LCSD RPDs were less than 30% with the following exceptions: None.
A LCS and LCS Duplicate were performed instead of a matrix spike and matrix spike duplicate.
Additional 8260 criteria: 10% of LCS/LCSD compounds can be outside of acceptance criteria as long as recovery is 40-160%, 25-160% for Chloroethane-HL and Trichlorofluoromethane-HL.

Batch 672373 (CN78483) CHEM23 4/11/2023-1

CN78483(2X)

All LCS recoveries were within 70 - 130 with the following exceptions: None.
All LCSD recoveries were within 70 - 130 with the following exceptions: None.
All LCS/LCSD RPDs were less than 30% with the following exceptions: None.
A LCS and LCS Duplicate were performed instead of a matrix spike and matrix spike duplicate.
Additional 8260 criteria: 10% of LCS/LCSD compounds can be outside of acceptance criteria as long as recovery is 40-160%, 25-160% for Chloroethane-HL and Trichlorofluoromethane-HL.

Environmental Laboratories, Inc.
587 East Middle Turnpike, P.O.Box 370, Manchester, CT 06045
Tel. (860) 645-1102 Fax (860) 645-0823

ACCREDITED IN ACCORDANCE WITH nelac NY # 11301

RCP Certification Report

April 19, 2023

SDG I.D.: GCN78479

Temperature Narration

The samples were received at 1.5C with cooling initiated.
(Note acceptance criteria for relevant matrices is above freezing up to 6°C)

CHAIN OF CUSTODY RECORD

PHOENIX *Environmental Laboratories, Inc.*

587 East Middle Turnpike, P.O. Box 370, Manchester, CT 06040
Email Makrina Nolan: makrina@phoenixlabs.com Fax (860) 645-0823
Client Services (860) 645-1102

Coolant: IPK ☑ ICE ☐ Cooler: Yes ☑ No ☐ No ☐ 1.5
Temp 0.2 °C Pg of

Data Delivery/Contact Options:
☐ Fax:
☐ Phone:
☐ Email:

Customer: GEI Consultants Inc.
Address: 455 Winding Brook Dr. Suite 201 Glastonbury, CT, 06033
Project: Rockville Former MGP
Report to: JHolden@geiconsultants.com
Invoice to: GEIpayables@geiconsultants.com
QUOTE #
Project P.O: 2200138-1.4

This section MUST be completed with Bottle Quantities.

Client Sample - Information - Identification
Sampler's Signature: Juli Farnham Date: 4/6/23

Matrix Code:
DW=Drinking Water **GW**=Ground Water **SW**=Surface Water **WW**=Waste Water
RW=Raw Water **SE**=Sediment **SL**=Sludge **S**=Soil **SD**=Solid **W**=Wipe **OIL**=Oil
B=Bulk **L**=Liquid **X** = _____(Other)

Analysis Request

PHOENIX USE ONLY SAMPLE #	Customer Sample Identification	Sample Matrix	Date Sampled	Time Sampled	PAHs (8270D)	VOCs (8260C)	Total RSE Metals	CT ETPH	Total Cn 9012	MS/MSD*	GL Amber 8 oz [ ] H3PO4 [ ] NAHSO4	Soil VOA Vials [ ] methanol [ ] H2O	GL Soil container ( ) oz	GL Soil container ( ) oz	40 ml VOA Vial [ ] As is [ ] HCL	GL Amber 1000ml [ ] As is [ ] H2SO4	PL As is [1250ml [1500ml [ ] 1000ml	PL H2SO4 [ ] 250ml [ ] 500ml	PL HNO3 250ml	PL NaOH 250ml	Bacteria Bottle w/thio	Bacteria Bottle as is
78479	MW-42M	GW	4/6/23	1000	X	X	X	X	X						3	3		1	1			
78480	MW-43S	GW	4/6/23	1050	X	X	X	X	X						3	3		1	1			
78481	MW-43M	GW	4/6/23	1235	X	X	X	X	X						3	3		1	1			
78482	TB-040623	W	4/6/23	—		X									2							
78483	MW-41S	GW	4/6/23	1545	X	X	X	X	X						3	3		1	1			
78484	MW-42S	GW	4/6/23	1550	X	X	X	X	X						3	3		1	1			
78485	DUP-01	GW	4/6/23	1200	X	X	X	X	X						3	3		1	1			
78486	EB-040623	GW	4/6/23	1600	X	X	X	X	X						3	3		1	1			

Relinquished by:	Accepted by:	Date:	Time:
Juli Farnham		4/6/23	1825
		4/7/23	8:45

Comments, Special Requirements or Regulations:
cc: JFarnham@geiconsultants.com
RPerryman@geiconsultants.com
Eastregiondata@geiconsultants.com

*MS/MSD are considered site samples and will be billed as such in accordance with the prices quoted.

Turnaround Time:
☐ 1 Day*
☐ 2 Days*
☐ 3 Days*
☒ Standard
☐ Other
* SURCHARGE APPLIES

RI
☐ (Residential) Direct Exposure
☐ (Comm/Industrial) Direct Exposure
☐ GA Leachability
☐ GB Leachability
☐ GA-GW Objectives
☐ GB-GW Objectives

CT
☑ RCP Cert
☐ GW Protection
☐ SW Protection
☐ GA Mobility
☒ GB Mobility
☐ Residential DEC
☐ I/C DEC
☐ Other

MA
☐ MCP Certification
☐ GW-1 ☐ MWRA eSMART
☐ GW-2 ☐ S-1 10% CALC
☐ GW-3
☐ S-1 GW-1 ☐ S-1 GW-2 ☐ S-1 GW-3
☐ S-2 GW-1 ☐ S-2 GW-2 ☐ S-2 GW-3
☐ S-3 GW-1 ☐ S-3 GW-2 ☐ S-3 GW-3
☐ SW Protection

State where samples were collected: CT

Data Format
☒ Excel
☑ PDF
☐ GIS/Key
☒ EQuIS
☐ Other

Data Package
☐ Tier II Checklist
☐ Full Data Package*
☒ Phoenix Std Report
☐ Other
* SURCHARGE APPLIES

PEL-126 REV. 03/22

The Connecticut Light and Power Company
d/b/a Eversource Energy
Docket No. 26-05-10
Date Issued September 29, 2026
RSR-032 Attachment 4
Page 304 of 570

Wednesday, April 19, 2023

Attn: Jeffery Holden
GEI Consultants
455 Winding Brook Drive Suite 201
Glastonbury, CT 06033

Project ID: **ROCKVILLE FORMER MGP**
SDG ID: **GCN79395**
Sample ID#s: **CN79395 - CN79401**

This laboratory is in compliance with the NELAC requirements of procedures used except where indicated.

This report contains results for the parameters tested, under the sampling conditions described on the Chain Of Custody, as received by the laboratory. This report is incomplete unless all pages indicated in the pagination at the bottom of the page are included.

A scanned version of the COC form accompanies the analytical report and is an exact duplicate of the original.

If you are the client above and have any questions concerning this testing, please do not hesitate to contact Phoenix Client Services at ext.200. The contents of this report cannot be discussed with anyone other than the client listed above without their written consent.

Sincerely yours,

Phyllis Shiller
Laboratory Director

NELAC - #NY11301
CT Lab Registration #PH-0618
MA Lab Registration #M-CT007
ME Lab Registration #CT-007
NH Lab Registration #213693-A,B
NJ Lab Registration #CT-003
NY Lab Registration #11301
PA Lab Registration #68-03530
RI Lab Registration #63
VT Lab Registration #VT11301

Environmental Laboratories, Inc.
587 East Middle Turnpike, P.O.Box 370, Manchester, CT 06045
Tel. (860) 645-1102 Fax (860) 645-0823

Sample Id Cross Reference

April 19, 2023

SDG I.D.: GCN79395

Project ID: ROCKVILLE FORMER MGP

Client Id	Lab Id	Matrix
MW-44M	CN79395	GROUND WATER
MW-44S	CN79396	GROUND WATER
MW-40S	CN79397	GROUND WATER
TB-040723	CN79398	WATER
MW-45S	CN79399	GROUND WATER
MW-45M	CN79400	GROUND WATER
MW-3DR	CN79401	GROUND WATER

Environmental Laboratories, Inc.
587 East Middle Turnpike, P.O.Box 370, Manchester, CT 06045
Tel. (860) 645-1102 Fax (860) 645-0823

Analysis Report

April 19, 2023

FOR: Attn: Jeffery Holden
GEI Consultants
455 Winding Brook Drive Suite 201
Glastonbury, CT 06033

Sample Information		Custody Information		Date	Time
Matrix:	GROUND WATER	Collected by:		04/07/23	9:40
Location Code:	GEI	Received by:	LB	04/10/23	9:15
Rush Request:	Standard	Analyzed by:	see "By" below		
P.O.#:	2200138-1.4				

Laboratory Data

SDG ID: GCN79395
Phoenix ID: CN79395

Project ID: ROCKVILLE FORMER MGP
Client ID: MW-44M

Parameter	Result	RL/ PQL	Units	Dilution	Date/Time	By	Reference
Silver	< 0.001	0.001	mg/L	1	04/12/23	CPP	SW6010D
Arsenic	< 0.004	0.004	mg/L	1	04/12/23	CPP	SW6010D
Barium	0.069	0.002	mg/L	1	04/12/23	CPP	SW6010D
Beryllium	< 0.001	0.001	mg/L	1	04/12/23	CPP	SW6010D
Cadmium	< 0.001	0.001	mg/L	1	04/12/23	CPP	SW6010D
Chromium	0.017	0.001	mg/L	1	04/12/23	CPP	SW6010D
Copper	0.008	0.005	mg/L	1	04/12/23	CPP	SW6010D
Mercury	< 0.0002	0.0002	mg/L	1	04/11/23	AL1	SW7470A
Nickel	0.010	0.001	mg/L	1	04/12/23	CPP	SW6010D
Lead	0.002	0.001	mg/L	1	04/12/23	CPP	SW6010D
Antimony	< 0.005	0.005	mg/L	1	04/12/23	CPP	SW6010D
Selenium	< 0.010	0.010	mg/L	1	04/12/23	CPP	SW6010D
Thallium	< 0.0005	0.0005	mg/L	5	04/12/23	CPP	SW6020B
Vanadium	0.016	0.002	mg/L	1	04/17/23	CPP	SW6010D
Zinc	0.030	0.004	mg/L	1	04/12/23	CPP	SW6010D
Total Cyanide	< 0.010	0.010	mg/L	1	04/13/23	CL/GD	SW9010C/SW9012B
Extraction of ETPH	Completed				04/11/23	X/K	SW3510C/SW3520C
Mercury Digestion	Completed				04/11/23	ZT/ZT	SW7470A
Semi-Volatile Extraction	Completed				04/11/23	X/K	SW3520C
Total Metals Digestion	Completed				04/11/23	AG	SW3010A
Total Metals Digestion MS	Completed				04/10/23	AG	SW3010A
TPH by GC (Extractable Products)							
Ext. Petroleum H.C. (C9-C36)	ND	0.067	mg/L	1	04/12/23	JRB	CTETPH
Identification	ND		mg/L	1	04/12/23	JRB	CTETPH
QA/QC Surrogates							
% Terphenyl (surr)	89		%	1	04/12/23	JRB	50 - 150 %

Ver 1

Project ID: ROCKVILLE FORMER MGP
Client ID: MW-44M

Phoenix I.D.: CN79395

Parameter	Result	RL/ PQL	Units	Dilution	Date/Time	By	Reference
Volatiles							
1,1,1,2-Tetrachloroethane	ND	1.0	ug/L	1	04/10/23	MH	SW8260C
1,1,1-Trichloroethane	ND	1.0	ug/L	1	04/10/23	MH	SW8260C
1,1,2,2-Tetrachloroethane	ND	0.50	ug/L	1	04/10/23	MH	SW8260C
1,1,2-Trichloroethane	ND	1.0	ug/L	1	04/10/23	MH	SW8260C
1,1-Dichloroethane	ND	1.0	ug/L	1	04/10/23	MH	SW8260C
1,1-Dichloroethene	ND	1.0	ug/L	1	04/10/23	MH	SW8260C
1,1-Dichloropropene	ND	1.0	ug/L	1	04/10/23	MH	SW8260C
1,2,3-Trichlorobenzene	ND	1.0	ug/L	1	04/10/23	MH	SW8260C
1,2,3-Trichloropropane	ND	1.0	ug/L	1	04/10/23	MH	SW8260C
1,2,4-Trichlorobenzene	ND	1.0	ug/L	1	04/10/23	MH	SW8260C
1,2,4-Trimethylbenzene	ND	1.0	ug/L	1	04/10/23	MH	SW8260C
1,2-Dibromo-3-chloropropane	ND	1.0	ug/L	1	04/10/23	MH	SW8260C
1,2-Dibromoethane	ND	1.0	ug/L	1	04/10/23	MH	SW8260C
1,2-Dichlorobenzene	ND	1.0	ug/L	1	04/10/23	MH	SW8260C
1,2-Dichloroethane	ND	0.60	ug/L	1	04/10/23	MH	SW8260C
1,2-Dichloropropane	ND	1.0	ug/L	1	04/10/23	MH	SW8260C
1,3,5-Trimethylbenzene	ND	1.0	ug/L	1	04/10/23	MH	SW8260C
1,3-Dichlorobenzene	ND	1.0	ug/L	1	04/10/23	MH	SW8260C
1,3-Dichloropropane	ND	1.0	ug/L	1	04/10/23	MH	SW8260C
1,4-Dichlorobenzene	ND	1.0	ug/L	1	04/10/23	MH	SW8260C
2,2-Dichloropropane	ND	1.0	ug/L	1	04/10/23	MH	SW8260C
2-Chlorotoluene	ND	1.0	ug/L	1	04/10/23	MH	SW8260C
2-Hexanone	ND	5.0	ug/L	1	04/10/23	MH	SW8260C
2-Isopropyltoluene	ND	1.0	ug/L	1	04/10/23	MH	SW8260C
4-Chlorotoluene	ND	1.0	ug/L	1	04/10/23	MH	SW8260C
4-Methyl-2-pentanone	ND	5.0	ug/L	1	04/10/23	MH	SW8260C
Acetone	ND	25	ug/L	1	04/10/23	MH	SW8260C
Acrylonitrile	ND	1.0	ug/L	1	04/10/23	MH	SW8260C
Benzene	ND	0.70	ug/L	1	04/10/23	MH	SW8260C
Bromobenzene	ND	1.0	ug/L	1	04/10/23	MH	SW8260C
Bromochloromethane	ND	1.0	ug/L	1	04/10/23	MH	SW8260C
Bromodichloromethane	ND	0.50	ug/L	1	04/10/23	MH	SW8260C
Bromoform	ND	1.0	ug/L	1	04/10/23	MH	SW8260C
Bromomethane	ND	1.0	ug/L	1	04/10/23	MH	SW8260C
Carbon Disulfide	ND	5.0	ug/L	1	04/10/23	MH	SW8260C
Carbon tetrachloride	ND	1.0	ug/L	1	04/10/23	MH	SW8260C
Chlorobenzene	ND	1.0	ug/L	1	04/10/23	MH	SW8260C
Chloroethane	ND	1.0	ug/L	1	04/10/23	MH	SW8260C
Chloroform	ND	1.0	ug/L	1	04/10/23	MH	SW8260C
Chloromethane	ND	1.0	ug/L	1	04/10/23	MH	SW8260C
cis-1,2-Dichloroethene	ND	1.0	ug/L	1	04/10/23	MH	SW8260C
cis-1,3-Dichloropropene	ND	0.40	ug/L	1	04/10/23	MH	SW8260C
Dibromochloromethane	ND	0.50	ug/L	1	04/10/23	MH	SW8260C
Dibromomethane	ND	1.0	ug/L	1	04/10/23	MH	SW8260C
Dichlorodifluoromethane	ND	1.0	ug/L	1	04/10/23	MH	SW8260C
Ethylbenzene	ND	1.0	ug/L	1	04/10/23	MH	SW8260C
Hexachlorobutadiene	ND	0.40	ug/L	1	04/10/23	MH	SW8260C
Isopropylbenzene	ND	1.0	ug/L	1	04/10/23	MH	SW8260C

Ver 1

Project ID: ROCKVILLE FORMER MGP
Client ID: MW-44M

Phoenix I.D.: CN79395

Parameter	Result	RL/ PQL	Units	Dilution	Date/Time	By	Reference
m&p-Xylene	ND	1.0	ug/L	1	04/10/23	MH	SW8260C
Methyl ethyl ketone	ND	5.0	ug/L	1	04/10/23	MH	SW8260C
Methyl t-butyl ether (MTBE)	ND	1.0	ug/L	1	04/10/23	MH	SW8260C
Methylene chloride	ND	1.0	ug/L	1	04/10/23	MH	SW8260C
Naphthalene	ND	1.0	ug/L	1	04/10/23	MH	SW8260C
n-Butylbenzene	ND	1.0	ug/L	1	04/10/23	MH	SW8260C
n-Propylbenzene	ND	1.0	ug/L	1	04/10/23	MH	SW8260C
o-Xylene	ND	1.0	ug/L	1	04/10/23	MH	SW8260C
p-Isopropyltoluene	ND	1.0	ug/L	1	04/10/23	MH	SW8260C
sec-Butylbenzene	ND	1.0	ug/L	1	04/10/23	MH	SW8260C
Styrene	ND	1.0	ug/L	1	04/10/23	MH	SW8260C
tert-Butylbenzene	ND	1.0	ug/L	1	04/10/23	MH	SW8260C
Tetrachloroethene	ND	1.0	ug/L	1	04/10/23	MH	SW8260C
Tetrahydrofuran (THF)	ND	2.5	ug/L	1	04/10/23	MH	SW8260C
Toluene	ND	1.0	ug/L	1	04/10/23	MH	SW8260C
Total Xylenes	ND	1.0	ug/L	1	04/10/23	MH	SW8260C
trans-1,2-Dichloroethene	ND	1.0	ug/L	1	04/10/23	MH	SW8260C
trans-1,3-Dichloropropene	ND	0.40	ug/L	1	04/10/23	MH	SW8260C
trans-1,4-dichloro-2-butene	ND	5.0	ug/L	1	04/10/23	MH	SW8260C
Trichloroethene	ND	1.0	ug/L	1	04/10/23	MH	SW8260C
Trichlorofluoromethane	ND	1.0	ug/L	1	04/10/23	MH	SW8260C
Trichlorotrifluoroethane	ND	1.0	ug/L	1	04/10/23	MH	SW8260C
Vinyl chloride	ND	1.0	ug/L	1	04/10/23	MH	SW8260C
QA/QC Surrogates							
% 1,2-dichlorobenzene-d4	102		%	1	04/10/23	MH	70 - 130 %
% Bromofluorobenzene	96		%	1	04/10/23	MH	70 - 130 %
% Dibromofluoromethane	103		%	1	04/10/23	MH	70 - 130 %
% Toluene-d8	98		%	1	04/10/23	MH	70 - 130 %
Semivolatiles by SIM, PAH							
2-Methylnaphthalene	ND	0.49	ug/L	1	04/12/23	KCA	SW8270D (SIM)
Acenaphthene	ND	0.49	ug/L	1	04/12/23	KCA	SW8270D (SIM)
Acenaphthylene	ND	0.29	ug/L	1	04/12/23	KCA	SW8270D (SIM)
Anthracene	ND	0.49	ug/L	1	04/12/23	KCA	SW8270D (SIM)
Benz(a)anthracene	ND	0.05	ug/L	1	04/12/23	KCA	SW8270D (SIM)
Benzo(a)pyrene	ND	0.20	ug/L	1	04/12/23	KCA	SW8270D (SIM)
Benzo(b)fluoranthene	ND	0.07	ug/L	1	04/12/23	KCA	SW8270D (SIM)
Benzo(ghi)perylene	ND	0.47	ug/L	1	04/12/23	KCA	SW8270D (SIM)
Benzo(k)fluoranthene	ND	0.29	ug/L	1	04/12/23	KCA	SW8270D (SIM)
Chrysene	ND	0.49	ug/L	1	04/12/23	KCA	SW8270D (SIM)
Dibenz(a,h)anthracene	ND	0.10	ug/L	1	04/12/23	KCA	SW8270D (SIM)
Fluoranthene	ND	0.49	ug/L	1	04/12/23	KCA	SW8270D (SIM)
Fluorene	ND	0.49	ug/L	1	04/12/23	KCA	SW8270D (SIM)
Indeno(1,2,3-cd)pyrene	ND	0.10	ug/L	1	04/12/23	KCA	SW8270D (SIM)
Naphthalene	ND	0.49	ug/L	1	04/12/23	KCA	SW8270D (SIM)
Phenanthrene	ND	0.06	ug/L	1	04/12/23	KCA	SW8270D (SIM)
Pyrene	ND	0.49	ug/L	1	04/12/23	KCA	SW8270D (SIM)
QA/QC Surrogates							
% 2-Fluorobiphenyl	75		%	1	04/12/23	KCA	30 - 130 %
% Nitrobenzene-d5	74		%	1	04/12/23	KCA	30 - 130 %

Ver 1

Project ID: ROCKVILLE FORMER MGP
Client ID: MW-44M

Phoenix I.D.: CN79395

Parameter	Result	RL/ PQL	Units	Dilution	Date/Time	By	Reference
% Terphenyl-d14	60		%	1	04/12/23	KCA	30 - 130 %

RL/PQL=Reporting/Practical Quantitation Level ND=Not Detected BRL=Below Reporting Level
QA/QC Surrogates: Surrogates are compounds (preceeded with a %) added by the lab to determine analysis efficiency. Surrogate results(%) listed in the report are not "detected" compounds.

Comments:

Total Cyanide:
Chlorine was present; Sample was de-chlorinated prior to digestion/analysis. (EPA requires dechlorination at time of sampling.) A sample bias can not be ruled out.

If you are the client above and have any questions concerning this testing, please do not hesitate to contact Phoenix Client Services at ext.200.
The contents of this report cannot be discussed with anyone other than the client listed above without their written consent.

Phyllis Shiller, Laboratory Director
April 19, 2023
Reviewed and Released by: Ethan Lee, Project Manager

Environmental Laboratories, Inc.
587 East Middle Turnpike, P.O.Box 370, Manchester, CT 06045
Tel. (860) 645-1102 Fax (860) 645-0823

Analysis Report

April 19, 2023

FOR: Attn: Jeffery Holden
GEI Consultants
455 Winding Brook Drive Suite 201
Glastonbury, CT 06033

Sample Information		Custody Information		Date	Time
Matrix:	GROUND WATER	Collected by:		04/07/23	10:50
Location Code:	GEI	Received by:	LB	04/10/23	9:15
Rush Request:	Standard	Analyzed by:	see "By" below		
P.O.#:	2200138-1.4				

Laboratory Data

SDG ID: GCN79395
Phoenix ID: CN79396

Project ID: ROCKVILLE FORMER MGP
Client ID: MW-44S

Parameter	Result	RL/ PQL	Units	Dilution	Date/Time	By	Reference
Silver	< 0.001	0.001	mg/L	1	04/12/23	CPP	SW6010D
Arsenic	< 0.004	0.004	mg/L	1	04/12/23	CPP	SW6010D
Barium	0.065	0.002	mg/L	1	04/12/23	CPP	SW6010D
Beryllium	< 0.001	0.001	mg/L	1	04/12/23	CPP	SW6010D
Cadmium	< 0.001	0.001	mg/L	1	04/12/23	CPP	SW6010D
Chromium	0.004	0.001	mg/L	1	04/12/23	CPP	SW6010D
Copper	< 0.005	0.005	mg/L	1	04/12/23	CPP	SW6010D
Mercury	< 0.0002	0.0002	mg/L	1	04/11/23	AL1	SW7470A
Nickel	0.007	0.001	mg/L	1	04/12/23	CPP	SW6010D
Lead	< 0.001	0.001	mg/L	1	04/12/23	CPP	SW6010D
Antimony	< 0.005	0.005	mg/L	1	04/12/23	CPP	SW6010D
Selenium	< 0.010	0.010	mg/L	1	04/12/23	CPP	SW6010D
Thallium	< 0.0005	0.0005	mg/L	5	04/12/23	CPP	SW6020B
Vanadium	0.002	0.002	mg/L	1	04/17/23	CPP	SW6010D
Zinc	0.005	0.004	mg/L	1	04/12/23	CPP	SW6010D
Total Cyanide	< 0.010	0.010	mg/L	1	04/13/23	CL/GD	SW9010C/SW9012B
Extraction of ETPH	Completed				04/11/23	X/K	SW3510C/SW3520C
Mercury Digestion	Completed				04/11/23	ZT/ZT	SW7470A
Semi-Volatile Extraction	Completed				04/11/23	X/K	SW3520C
Total Metals Digestion	Completed				04/11/23	AG	SW3010A
Total Metals Digestion MS	Completed				04/10/23	AG	SW3010A
TPH by GC (Extractable Products)							
Ext. Petroleum H.C. (C9-C36)	ND	0.069	mg/L	1	04/12/23	JRB	CTETPH
Identification	ND		mg/L	1	04/12/23	JRB	CTETPH
QA/QC Surrogates							
% Terphenyl (surr)	109		%	1	04/12/23	JRB	50 - 150 %

Ver 1

Project ID: ROCKVILLE FORMER MGP
Client ID: MW-44S

Phoenix I.D.: CN79396

Parameter	Result	RL/ PQL	Units	Dilution	Date/Time	By	Reference
Volatiles							
1,1,1,2-Tetrachloroethane	ND	1.0	ug/L	1	04/10/23	MH	SW8260C
1,1,1-Trichloroethane	ND	1.0	ug/L	1	04/10/23	MH	SW8260C
1,1,2,2-Tetrachloroethane	ND	0.50	ug/L	1	04/10/23	MH	SW8260C
1,1,2-Trichloroethane	ND	1.0	ug/L	1	04/10/23	MH	SW8260C
1,1-Dichloroethane	ND	1.0	ug/L	1	04/10/23	MH	SW8260C
1,1-Dichloroethene	ND	1.0	ug/L	1	04/10/23	MH	SW8260C
1,1-Dichloropropene	ND	1.0	ug/L	1	04/10/23	MH	SW8260C
1,2,3-Trichlorobenzene	ND	1.0	ug/L	1	04/10/23	MH	SW8260C
1,2,3-Trichloropropane	ND	1.0	ug/L	1	04/10/23	MH	SW8260C
1,2,4-Trichlorobenzene	ND	1.0	ug/L	1	04/10/23	MH	SW8260C
1,2,4-Trimethylbenzene	ND	1.0	ug/L	1	04/10/23	MH	SW8260C
1,2-Dibromo-3-chloropropane	ND	1.0	ug/L	1	04/10/23	MH	SW8260C
1,2-Dibromoethane	ND	1.0	ug/L	1	04/10/23	MH	SW8260C
1,2-Dichlorobenzene	ND	1.0	ug/L	1	04/10/23	MH	SW8260C
1,2-Dichloroethane	ND	0.60	ug/L	1	04/10/23	MH	SW8260C
1,2-Dichloropropane	ND	1.0	ug/L	1	04/10/23	MH	SW8260C
1,3,5-Trimethylbenzene	ND	1.0	ug/L	1	04/10/23	MH	SW8260C
1,3-Dichlorobenzene	ND	1.0	ug/L	1	04/10/23	MH	SW8260C
1,3-Dichloropropane	ND	1.0	ug/L	1	04/10/23	MH	SW8260C
1,4-Dichlorobenzene	ND	1.0	ug/L	1	04/10/23	MH	SW8260C
2,2-Dichloropropane	ND	1.0	ug/L	1	04/10/23	MH	SW8260C
2-Chlorotoluene	ND	1.0	ug/L	1	04/10/23	MH	SW8260C
2-Hexanone	ND	5.0	ug/L	1	04/10/23	MH	SW8260C
2-Isopropyltoluene	ND	1.0	ug/L	1	04/10/23	MH	SW8260C
4-Chlorotoluene	ND	1.0	ug/L	1	04/10/23	MH	SW8260C
4-Methyl-2-pentanone	ND	5.0	ug/L	1	04/10/23	MH	SW8260C
Acetone	ND	25	ug/L	1	04/10/23	MH	SW8260C
Acrylonitrile	ND	1.0	ug/L	1	04/10/23	MH	SW8260C
Benzene	ND	0.70	ug/L	1	04/10/23	MH	SW8260C
Bromobenzene	ND	1.0	ug/L	1	04/10/23	MH	SW8260C
Bromochloromethane	ND	1.0	ug/L	1	04/10/23	MH	SW8260C
Bromodichloromethane	ND	0.50	ug/L	1	04/10/23	MH	SW8260C
Bromoform	ND	1.0	ug/L	1	04/10/23	MH	SW8260C
Bromomethane	ND	1.0	ug/L	1	04/10/23	MH	SW8260C
Carbon Disulfide	ND	5.0	ug/L	1	04/10/23	MH	SW8260C
Carbon tetrachloride	ND	1.0	ug/L	1	04/10/23	MH	SW8260C
Chlorobenzene	ND	1.0	ug/L	1	04/10/23	MH	SW8260C
Chloroethane	ND	1.0	ug/L	1	04/10/23	MH	SW8260C
Chloroform	ND	1.0	ug/L	1	04/10/23	MH	SW8260C
Chloromethane	ND	1.0	ug/L	1	04/10/23	MH	SW8260C
cis-1,2-Dichloroethene	ND	1.0	ug/L	1	04/10/23	MH	SW8260C
cis-1,3-Dichloropropene	ND	0.40	ug/L	1	04/10/23	MH	SW8260C
Dibromochloromethane	ND	0.50	ug/L	1	04/10/23	MH	SW8260C
Dibromomethane	ND	1.0	ug/L	1	04/10/23	MH	SW8260C
Dichlorodifluoromethane	ND	1.0	ug/L	1	04/10/23	MH	SW8260C
Ethylbenzene	ND	1.0	ug/L	1	04/10/23	MH	SW8260C
Hexachlorobutadiene	ND	0.40	ug/L	1	04/10/23	MH	SW8260C
Isopropylbenzene	ND	1.0	ug/L	1	04/10/23	MH	SW8260C

Ver 1

Project ID: ROCKVILLE FORMER MGP
Client ID: MW-44S

Phoenix I.D.: CN79396

Parameter	Result	RL/ PQL	Units	Dilution	Date/Time	By	Reference
m&p-Xylene	ND	1.0	ug/L	1	04/10/23	MH	SW8260C
Methyl ethyl ketone	ND	5.0	ug/L	1	04/10/23	MH	SW8260C
Methyl t-butyl ether (MTBE)	ND	1.0	ug/L	1	04/10/23	MH	SW8260C
Methylene chloride	ND	1.0	ug/L	1	04/10/23	MH	SW8260C
Naphthalene	ND	1.0	ug/L	1	04/10/23	MH	SW8260C
n-Butylbenzene	ND	1.0	ug/L	1	04/10/23	MH	SW8260C
n-Propylbenzene	ND	1.0	ug/L	1	04/10/23	MH	SW8260C
o-Xylene	ND	1.0	ug/L	1	04/10/23	MH	SW8260C
p-Isopropyltoluene	ND	1.0	ug/L	1	04/10/23	MH	SW8260C
sec-Butylbenzene	ND	1.0	ug/L	1	04/10/23	MH	SW8260C
Styrene	ND	1.0	ug/L	1	04/10/23	MH	SW8260C
tert-Butylbenzene	ND	1.0	ug/L	1	04/10/23	MH	SW8260C
Tetrachloroethene	ND	1.0	ug/L	1	04/10/23	MH	SW8260C
Tetrahydrofuran (THF)	ND	2.5	ug/L	1	04/10/23	MH	SW8260C
Toluene	ND	1.0	ug/L	1	04/10/23	MH	SW8260C
Total Xylenes	ND	1.0	ug/L	1	04/10/23	MH	SW8260C
trans-1,2-Dichloroethene	ND	1.0	ug/L	1	04/10/23	MH	SW8260C
trans-1,3-Dichloropropene	ND	0.40	ug/L	1	04/10/23	MH	SW8260C
trans-1,4-dichloro-2-butene	ND	5.0	ug/L	1	04/10/23	MH	SW8260C
Trichloroethene	ND	1.0	ug/L	1	04/10/23	MH	SW8260C
Trichlorofluoromethane	ND	1.0	ug/L	1	04/10/23	MH	SW8260C
Trichlorotrifluoroethane	ND	1.0	ug/L	1	04/10/23	MH	SW8260C
Vinyl chloride	ND	1.0	ug/L	1	04/10/23	MH	SW8260C
QA/QC Surrogates							
% 1,2-dichlorobenzene-d4	101		%	1	04/10/23	MH	70 - 130 %
% Bromofluorobenzene	97		%	1	04/10/23	MH	70 - 130 %
% Dibromofluoromethane	102		%	1	04/10/23	MH	70 - 130 %
% Toluene-d8	100		%	1	04/10/23	MH	70 - 130 %
Semivolatiles by SIM, PAH							
2-Methylnaphthalene	ND	0.50	ug/L	1	04/12/23	KCA	SW8270D (SIM)
Acenaphthene	ND	0.50	ug/L	1	04/12/23	KCA	SW8270D (SIM)
Acenaphthylene	ND	0.30	ug/L	1	04/12/23	KCA	SW8270D (SIM)
Anthracene	ND	0.50	ug/L	1	04/12/23	KCA	SW8270D (SIM)
Benz(a)anthracene	ND	0.05	ug/L	1	04/12/23	KCA	SW8270D (SIM)
Benzo(a)pyrene	ND	0.20	ug/L	1	04/12/23	KCA	SW8270D (SIM)
Benzo(b)fluoranthene	ND	0.07	ug/L	1	04/12/23	KCA	SW8270D (SIM)
Benzo(ghi)perylene	ND	0.48	ug/L	1	04/12/23	KCA	SW8270D (SIM)
Benzo(k)fluoranthene	ND	0.30	ug/L	1	04/12/23	KCA	SW8270D (SIM)
Chrysene	ND	0.50	ug/L	1	04/12/23	KCA	SW8270D (SIM)
Dibenz(a,h)anthracene	ND	0.10	ug/L	1	04/12/23	KCA	SW8270D (SIM)
Fluoranthene	ND	0.50	ug/L	1	04/12/23	KCA	SW8270D (SIM)
Fluorene	ND	0.50	ug/L	1	04/12/23	KCA	SW8270D (SIM)
Indeno(1,2,3-cd)pyrene	ND	0.10	ug/L	1	04/12/23	KCA	SW8270D (SIM)
Naphthalene	ND	0.50	ug/L	1	04/12/23	KCA	SW8270D (SIM)
Phenanthrene	ND	0.06	ug/L	1	04/12/23	KCA	SW8270D (SIM)
Pyrene	ND	0.50	ug/L	1	04/12/23	KCA	SW8270D (SIM)
QA/QC Surrogates							
% 2-Fluorobiphenyl	81		%	1	04/12/23	KCA	30 - 130 %
% Nitrobenzene-d5	89		%	1	04/12/23	KCA	30 - 130 %

Ver 1

Project ID: ROCKVILLE FORMER MGP
Client ID: MW-44S

Phoenix I.D.: CN79396

Parameter	Result	RL/ PQL	Units	Dilution	Date/Time	By	Reference
% Terphenyl-d14	73		%	1	04/12/23	KCA	30 - 130 %

RL/PQL=Reporting/Practical Quantitation Level ND=Not Detected BRL=Below Reporting Level
QA/QC Surrogates: Surrogates are compounds (preceeded with a %) added by the lab to determine analysis efficiency. Surrogate results(%) listed in the report are not "detected" compounds.

Comments:

If you are the client above and have any questions concerning this testing, please do not hesitate to contact Phoenix Client Services at ext.200.
The contents of this report cannot be discussed with anyone other than the client listed above without their written consent.

Phyllis Shiller, Laboratory Director
April 19, 2023
Reviewed and Released by: Ethan Lee, Project Manager

Environmental Laboratories, Inc.
587 East Middle Turnpike, P.O.Box 370, Manchester, CT 06045
Tel. (860) 645-1102 Fax (860) 645-0823

Analysis Report

April 19, 2023

FOR: Attn: Jeffery Holden
GEI Consultants
455 Winding Brook Drive Suite 201
Glastonbury, CT 06033

Sample Information		Custody Information		Date	Time
Matrix:	GROUND WATER	Collected by:		04/07/23	11:50
Location Code:	GEI	Received by:	LB	04/10/23	9:15
Rush Request:	Standard	Analyzed by:	see "By" below		
P.O.#:	2200138-1.4				

Laboratory Data

SDG ID: GCN79395
Phoenix ID: CN79397

Project ID: ROCKVILLE FORMER MGP
Client ID: MW-40S

Parameter	Result	RL/ PQL	Units	Dilution	Date/Time	By	Reference
Silver	< 0.001	0.001	mg/L	1	04/15/23	CPP	SW6010D
Arsenic	< 0.004	0.004	mg/L	1	04/15/23	CPP	SW6010D
Barium	0.081	0.002	mg/L	1	04/15/23	CPP	SW6010D
Beryllium	< 0.001	0.001	mg/L	1	04/15/23	CPP	SW6010D
Cadmium	< 0.001	0.001	mg/L	1	04/15/23	CPP	SW6010D
Chromium	0.001	0.001	mg/L	1	04/15/23	CPP	SW6010D
Copper	< 0.005	0.005	mg/L	1	04/15/23	CPP	SW6010D
Mercury	< 0.0002	0.0002	mg/L	1	04/11/23	AL1	SW7470A
Nickel	< 0.001	0.001	mg/L	1	04/15/23	CPP	SW6010D
Lead	< 0.001	0.001	mg/L	1	04/15/23	CPP	SW6010D
Antimony	< 0.005	0.005	mg/L	1	04/15/23	CPP	SW6010D
Selenium	< 0.010	0.010	mg/L	1	04/15/23	CPP	SW6010D
Thallium	< 0.0005	0.0005	mg/L	5	04/12/23	CPP	SW6020B
Vanadium	< 0.002	0.002	mg/L	1	04/15/23	CPP	SW6010D
Zinc	< 0.004	0.004	mg/L	1	04/15/23	CPP	SW6010D
Total Cyanide	< 0.010	0.010	mg/L	1	04/13/23	CL/GD	SW9010C/SW9012B
Extraction of ETPH	Completed				04/12/23	X/K	SW3510C/SW3520C
Mercury Digestion	Completed				04/11/23	ZT/ZT	SW7470A
Semi-Volatile Extraction	Completed				04/11/23	X/K	SW3520C
Total Metals Digestion	Completed				04/11/23	AG	SW3010A
Total Metals Digestion MS	Completed				04/10/23	AG	SW3010A
TPH by GC (Extractable Products)							
Ext. Petroleum H.C. (C9-C36)	ND	0.066	mg/L	1	04/13/23	JRB	CTETPH
Identification	ND		mg/L	1	04/13/23	JRB	CTETPH
QA/QC Surrogates							
% Terphenyl (surr)	82		%	1	04/13/23	JRB	50 - 150 %

Ver 1

Project ID: ROCKVILLE FORMER MGP
Client ID: MW-40S

Phoenix I.D.: CN79397

Parameter	Result	RL/ PQL	Units	Dilution	Date/Time	By	Reference
Volatiles							
1,1,1,2-Tetrachloroethane	ND	1.0	ug/L	1	04/10/23	MH	SW8260C
1,1,1-Trichloroethane	ND	1.0	ug/L	1	04/10/23	MH	SW8260C
1,1,2,2-Tetrachloroethane	ND	0.50	ug/L	1	04/10/23	MH	SW8260C
1,1,2-Trichloroethane	ND	1.0	ug/L	1	04/10/23	MH	SW8260C
1,1-Dichloroethane	ND	1.0	ug/L	1	04/10/23	MH	SW8260C
1,1-Dichloroethene	ND	1.0	ug/L	1	04/10/23	MH	SW8260C
1,1-Dichloropropene	ND	1.0	ug/L	1	04/10/23	MH	SW8260C
1,2,3-Trichlorobenzene	ND	1.0	ug/L	1	04/10/23	MH	SW8260C
1,2,3-Trichloropropane	ND	1.0	ug/L	1	04/10/23	MH	SW8260C
1,2,4-Trichlorobenzene	ND	1.0	ug/L	1	04/10/23	MH	SW8260C
1,2,4-Trimethylbenzene	ND	1.0	ug/L	1	04/10/23	MH	SW8260C
1,2-Dibromo-3-chloropropane	ND	1.0	ug/L	1	04/10/23	MH	SW8260C
1,2-Dibromoethane	ND	1.0	ug/L	1	04/10/23	MH	SW8260C
1,2-Dichlorobenzene	ND	1.0	ug/L	1	04/10/23	MH	SW8260C
1,2-Dichloroethane	ND	0.60	ug/L	1	04/10/23	MH	SW8260C
1,2-Dichloropropane	ND	1.0	ug/L	1	04/10/23	MH	SW8260C
1,3,5-Trimethylbenzene	ND	1.0	ug/L	1	04/10/23	MH	SW8260C
1,3-Dichlorobenzene	ND	1.0	ug/L	1	04/10/23	MH	SW8260C
1,3-Dichloropropane	ND	1.0	ug/L	1	04/10/23	MH	SW8260C
1,4-Dichlorobenzene	ND	1.0	ug/L	1	04/10/23	MH	SW8260C
2,2-Dichloropropane	ND	1.0	ug/L	1	04/10/23	MH	SW8260C
2-Chlorotoluene	ND	1.0	ug/L	1	04/10/23	MH	SW8260C
2-Hexanone	ND	5.0	ug/L	1	04/10/23	MH	SW8260C
2-Isopropyltoluene	ND	1.0	ug/L	1	04/10/23	MH	SW8260C
4-Chlorotoluene	ND	1.0	ug/L	1	04/10/23	MH	SW8260C
4-Methyl-2-pentanone	ND	5.0	ug/L	1	04/10/23	MH	SW8260C
Acetone	ND	25	ug/L	1	04/10/23	MH	SW8260C
Acrylonitrile	ND	1.0	ug/L	1	04/10/23	MH	SW8260C
Benzene	ND	0.70	ug/L	1	04/10/23	MH	SW8260C
Bromobenzene	ND	1.0	ug/L	1	04/10/23	MH	SW8260C
Bromochloromethane	ND	1.0	ug/L	1	04/10/23	MH	SW8260C
Bromodichloromethane	ND	0.50	ug/L	1	04/10/23	MH	SW8260C
Bromoform	ND	1.0	ug/L	1	04/10/23	MH	SW8260C
Bromomethane	ND	1.0	ug/L	1	04/10/23	MH	SW8260C
Carbon Disulfide	ND	5.0	ug/L	1	04/10/23	MH	SW8260C
Carbon tetrachloride	ND	1.0	ug/L	1	04/10/23	MH	SW8260C
Chlorobenzene	ND	1.0	ug/L	1	04/10/23	MH	SW8260C
Chloroethane	ND	1.0	ug/L	1	04/10/23	MH	SW8260C
Chloroform	ND	1.0	ug/L	1	04/10/23	MH	SW8260C
Chloromethane	ND	1.0	ug/L	1	04/10/23	MH	SW8260C
cis-1,2-Dichloroethene	ND	1.0	ug/L	1	04/10/23	MH	SW8260C
cis-1,3-Dichloropropene	ND	0.40	ug/L	1	04/10/23	MH	SW8260C
Dibromochloromethane	ND	0.50	ug/L	1	04/10/23	MH	SW8260C
Dibromomethane	ND	1.0	ug/L	1	04/10/23	MH	SW8260C
Dichlorodifluoromethane	ND	1.0	ug/L	1	04/10/23	MH	SW8260C
Ethylbenzene	ND	1.0	ug/L	1	04/10/23	MH	SW8260C
Hexachlorobutadiene	ND	0.40	ug/L	1	04/10/23	MH	SW8260C
Isopropylbenzene	ND	1.0	ug/L	1	04/10/23	MH	SW8260C

Ver 1

Project ID: ROCKVILLE FORMER MGP
Client ID: MW-40S

Phoenix I.D.: CN79397

Parameter	Result	RL/ PQL	Units	Dilution	Date/Time	By	Reference
m&p-Xylene	ND	1.0	ug/L	1	04/10/23	MH	SW8260C
Methyl ethyl ketone	ND	5.0	ug/L	1	04/10/23	MH	SW8260C
Methyl t-butyl ether (MTBE)	ND	1.0	ug/L	1	04/10/23	MH	SW8260C
Methylene chloride	ND	1.0	ug/L	1	04/10/23	MH	SW8260C
Naphthalene	ND	1.0	ug/L	1	04/10/23	MH	SW8260C
n-Butylbenzene	ND	1.0	ug/L	1	04/10/23	MH	SW8260C
n-Propylbenzene	ND	1.0	ug/L	1	04/10/23	MH	SW8260C
o-Xylene	ND	1.0	ug/L	1	04/10/23	MH	SW8260C
p-Isopropyltoluene	ND	1.0	ug/L	1	04/10/23	MH	SW8260C
sec-Butylbenzene	ND	1.0	ug/L	1	04/10/23	MH	SW8260C
Styrene	ND	1.0	ug/L	1	04/10/23	MH	SW8260C
tert-Butylbenzene	ND	1.0	ug/L	1	04/10/23	MH	SW8260C
Tetrachloroethene	ND	1.0	ug/L	1	04/10/23	MH	SW8260C
Tetrahydrofuran (THF)	ND	2.5	ug/L	1	04/10/23	MH	SW8260C
Toluene	ND	1.0	ug/L	1	04/10/23	MH	SW8260C
Total Xylenes	ND	1.0	ug/L	1	04/10/23	MH	SW8260C
trans-1,2-Dichloroethene	ND	1.0	ug/L	1	04/10/23	MH	SW8260C
trans-1,3-Dichloropropene	ND	0.40	ug/L	1	04/10/23	MH	SW8260C
trans-1,4-dichloro-2-butene	ND	5.0	ug/L	1	04/10/23	MH	SW8260C
Trichloroethene	ND	1.0	ug/L	1	04/10/23	MH	SW8260C
Trichlorofluoromethane	ND	1.0	ug/L	1	04/10/23	MH	SW8260C
Trichlorotrifluoroethane	ND	1.0	ug/L	1	04/10/23	MH	SW8260C
Vinyl chloride	ND	1.0	ug/L	1	04/10/23	MH	SW8260C
QA/QC Surrogates							
% 1,2-dichlorobenzene-d4	102		%	1	04/10/23	MH	70 - 130 %
% Bromofluorobenzene	95		%	1	04/10/23	MH	70 - 130 %
% Dibromofluoromethane	104		%	1	04/10/23	MH	70 - 130 %
% Toluene-d8	99		%	1	04/10/23	MH	70 - 130 %
Semivolatiles by SIM, PAH							
2-Methylnaphthalene	ND	0.48	ug/L	1	04/12/23	KCA	SW8270D (SIM)
Acenaphthene	ND	0.48	ug/L	1	04/12/23	KCA	SW8270D (SIM)
Acenaphthylene	ND	0.29	ug/L	1	04/12/23	KCA	SW8270D (SIM)
Anthracene	ND	0.48	ug/L	1	04/12/23	KCA	SW8270D (SIM)
Benz(a)anthracene	ND	0.05	ug/L	1	04/12/23	KCA	SW8270D (SIM)
Benzo(a)pyrene	ND	0.19	ug/L	1	04/12/23	KCA	SW8270D (SIM)
Benzo(b)fluoranthene	ND	0.07	ug/L	1	04/12/23	KCA	SW8270D (SIM)
Benzo(ghi)perylene	ND	0.46	ug/L	1	04/12/23	KCA	SW8270D (SIM)
Benzo(k)fluoranthene	ND	0.29	ug/L	1	04/12/23	KCA	SW8270D (SIM)
Chrysene	ND	0.48	ug/L	1	04/12/23	KCA	SW8270D (SIM)
Dibenz(a,h)anthracene	ND	0.10	ug/L	1	04/12/23	KCA	SW8270D (SIM)
Fluoranthene	ND	0.48	ug/L	1	04/12/23	KCA	SW8270D (SIM)
Fluorene	ND	0.48	ug/L	1	04/12/23	KCA	SW8270D (SIM)
Indeno(1,2,3-cd)pyrene	ND	0.10	ug/L	1	04/12/23	KCA	SW8270D (SIM)
Naphthalene	ND	0.48	ug/L	1	04/12/23	KCA	SW8270D (SIM)
Phenanthrene	ND	0.06	ug/L	1	04/12/23	KCA	SW8270D (SIM)
Pyrene	ND	0.48	ug/L	1	04/12/23	KCA	SW8270D (SIM)
QA/QC Surrogates							
% 2-Fluorobiphenyl	80		%	1	04/12/23	KCA	30 - 130 %
% Nitrobenzene-d5	96		%	1	04/12/23	KCA	30 - 130 %

Ver 1

Project ID: ROCKVILLE FORMER MGP
Client ID: MW-40S

Phoenix I.D.: CN79397

Parameter	Result	RL/ PQL	Units	Dilution	Date/Time	By	Reference
% Terphenyl-d14	86		%	1	04/12/23	KCA	30 - 130 %

RL/PQL=Reporting/Practical Quantitation Level ND=Not Detected BRL=Below Reporting Level
QA/QC Surrogates: Surrogates are compounds (preceeded with a %) added by the lab to determine analysis efficiency. Surrogate results(%) listed in the report are not "detected" compounds.

Comments:

If you are the client above and have any questions concerning this testing, please do not hesitate to contact Phoenix Client Services at ext.200.
The contents of this report cannot be discussed with anyone other than the client listed above without their written consent.

Phyllis Shiller, Laboratory Director
April 19, 2023
Reviewed and Released by: Ethan Lee, Project Manager

Environmental Laboratories, Inc.
587 East Middle Turnpike, P.O.Box 370, Manchester, CT 06045
Tel. (860) 645-1102 Fax (860) 645-0823

Analysis Report

April 19, 2023

FOR: Attn: Jeffery Holden
GEI Consultants
455 Winding Brook Drive Suite 201
Glastonbury, CT 06033

Sample Information		Custody Information		Date	Time
Matrix:	WATER	Collected by:		04/07/23	
Location Code:	GEI	Received by:	LB	04/10/23	9:15
Rush Request:	Standard	Analyzed by:	see "By" below		
P.O.#:	2200138-1.4				

Laboratory Data

SDG ID: GCN79395
Phoenix ID: CN79398

Project ID: ROCKVILLE FORMER MGP
Client ID: TB-040723

Parameter	Result	RL/ PQL	Units	Dilution	Date/Time	By	Reference
Volatiles							
1,1,1,2-Tetrachloroethane	ND	1.0	ug/L	1	04/10/23	MH	SW8260C
1,1,1-Trichloroethane	ND	1.0	ug/L	1	04/10/23	MH	SW8260C
1,1,2,2-Tetrachloroethane	ND	0.50	ug/L	1	04/10/23	MH	SW8260C
1,1,2-Trichloroethane	ND	1.0	ug/L	1	04/10/23	MH	SW8260C
1,1-Dichloroethane	ND	1.0	ug/L	1	04/10/23	MH	SW8260C
1,1-Dichloroethene	ND	1.0	ug/L	1	04/10/23	MH	SW8260C
1,1-Dichloropropene	ND	1.0	ug/L	1	04/10/23	MH	SW8260C
1,2,3-Trichlorobenzene	ND	1.0	ug/L	1	04/10/23	MH	SW8260C
1,2,3-Trichloropropane	ND	1.0	ug/L	1	04/10/23	MH	SW8260C
1,2,4-Trichlorobenzene	ND	1.0	ug/L	1	04/10/23	MH	SW8260C
1,2,4-Trimethylbenzene	ND	1.0	ug/L	1	04/10/23	MH	SW8260C
1,2-Dibromo-3-chloropropane	ND	1.0	ug/L	1	04/10/23	MH	SW8260C
1,2-Dibromoethane	ND	1.0	ug/L	1	04/10/23	MH	SW8260C
1,2-Dichlorobenzene	ND	1.0	ug/L	1	04/10/23	MH	SW8260C
1,2-Dichloroethane	ND	0.60	ug/L	1	04/10/23	MH	SW8260C
1,2-Dichloropropane	ND	1.0	ug/L	1	04/10/23	MH	SW8260C
1,3,5-Trimethylbenzene	ND	1.0	ug/L	1	04/10/23	MH	SW8260C
1,3-Dichlorobenzene	ND	1.0	ug/L	1	04/10/23	MH	SW8260C
1,3-Dichloropropane	ND	1.0	ug/L	1	04/10/23	MH	SW8260C
1,4-Dichlorobenzene	ND	1.0	ug/L	1	04/10/23	MH	SW8260C
2,2-Dichloropropane	ND	1.0	ug/L	1	04/10/23	MH	SW8260C
2-Chlorotoluene	ND	1.0	ug/L	1	04/10/23	MH	SW8260C
2-Hexanone	ND	5.0	ug/L	1	04/10/23	MH	SW8260C
2-Isopropyltoluene	ND	1.0	ug/L	1	04/10/23	MH	SW8260C
4-Chlorotoluene	ND	1.0	ug/L	1	04/10/23	MH	SW8260C
4-Methyl-2-pentanone	ND	5.0	ug/L	1	04/10/23	MH	SW8260C

Project ID: ROCKVILLE FORMER MGP
Client ID: TB-040723

Phoenix I.D.: CN79398

Parameter	Result	RL/ PQL	Units	Dilution	Date/Time	By	Reference
Acetone	ND	25	ug/L	1	04/10/23	MH	SW8260C
Acrylonitrile	ND	1.0	ug/L	1	04/10/23	MH	SW8260C
Benzene	ND	0.70	ug/L	1	04/10/23	MH	SW8260C
Bromobenzene	ND	1.0	ug/L	1	04/10/23	MH	SW8260C
Bromochloromethane	ND	1.0	ug/L	1	04/10/23	MH	SW8260C
Bromodichloromethane	ND	0.50	ug/L	1	04/10/23	MH	SW8260C
Bromoform	ND	1.0	ug/L	1	04/10/23	MH	SW8260C
Bromomethane	ND	1.0	ug/L	1	04/10/23	MH	SW8260C
Carbon Disulfide	ND	5.0	ug/L	1	04/10/23	MH	SW8260C
Carbon tetrachloride	ND	1.0	ug/L	1	04/10/23	MH	SW8260C
Chlorobenzene	ND	1.0	ug/L	1	04/10/23	MH	SW8260C
Chloroethane	ND	1.0	ug/L	1	04/10/23	MH	SW8260C
Chloroform	ND	1.0	ug/L	1	04/10/23	MH	SW8260C
Chloromethane	ND	1.0	ug/L	1	04/10/23	MH	SW8260C
cis-1,2-Dichloroethene	ND	1.0	ug/L	1	04/10/23	MH	SW8260C
cis-1,3-Dichloropropene	ND	0.40	ug/L	1	04/10/23	MH	SW8260C
Dibromochloromethane	ND	0.50	ug/L	1	04/10/23	MH	SW8260C
Dibromomethane	ND	1.0	ug/L	1	04/10/23	MH	SW8260C
Dichlorodifluoromethane	ND	1.0	ug/L	1	04/10/23	MH	SW8260C
Ethylbenzene	ND	1.0	ug/L	1	04/10/23	MH	SW8260C
Hexachlorobutadiene	ND	0.40	ug/L	1	04/10/23	MH	SW8260C
Isopropylbenzene	ND	1.0	ug/L	1	04/10/23	MH	SW8260C
m&p-Xylene	ND	1.0	ug/L	1	04/10/23	MH	SW8260C
Methyl ethyl ketone	ND	5.0	ug/L	1	04/10/23	MH	SW8260C
Methyl t-butyl ether (MTBE)	ND	1.0	ug/L	1	04/10/23	MH	SW8260C
Methylene chloride	ND	1.0	ug/L	1	04/10/23	MH	SW8260C
Naphthalene	ND	1.0	ug/L	1	04/10/23	MH	SW8260C
n-Butylbenzene	ND	1.0	ug/L	1	04/10/23	MH	SW8260C
n-Propylbenzene	ND	1.0	ug/L	1	04/10/23	MH	SW8260C
o-Xylene	ND	1.0	ug/L	1	04/10/23	MH	SW8260C
p-Isopropyltoluene	ND	1.0	ug/L	1	04/10/23	MH	SW8260C
sec-Butylbenzene	ND	1.0	ug/L	1	04/10/23	MH	SW8260C
Styrene	ND	1.0	ug/L	1	04/10/23	MH	SW8260C
tert-Butylbenzene	ND	1.0	ug/L	1	04/10/23	MH	SW8260C
Tetrachloroethene	ND	1.0	ug/L	1	04/10/23	MH	SW8260C
Tetrahydrofuran (THF)	ND	2.5	ug/L	1	04/10/23	MH	SW8260C
Toluene	ND	1.0	ug/L	1	04/10/23	MH	SW8260C
Total Xylenes	ND	1.0	ug/L	1	04/10/23	MH	SW8260C
trans-1,2-Dichloroethene	ND	1.0	ug/L	1	04/10/23	MH	SW8260C
trans-1,3-Dichloropropene	ND	0.40	ug/L	1	04/10/23	MH	SW8260C
trans-1,4-dichloro-2-butene	ND	5.0	ug/L	1	04/10/23	MH	SW8260C
Trichloroethene	ND	1.0	ug/L	1	04/10/23	MH	SW8260C
Trichlorofluoromethane	ND	1.0	ug/L	1	04/10/23	MH	SW8260C
Trichlorotrifluoroethane	ND	1.0	ug/L	1	04/10/23	MH	SW8260C
Vinyl chloride	ND	1.0	ug/L	1	04/10/23	MH	SW8260C
QA/QC Surrogates							
% 1,2-dichlorobenzene-d4	99		%	1	04/10/23	MH	70 - 130 %
% Bromofluorobenzene	99		%	1	04/10/23	MH	70 - 130 %
% Dibromofluoromethane	99		%	1	04/10/23	MH	70 - 130 %

Ver 1

Project ID: ROCKVILLE FORMER MGP
Client ID: TB-040723

Phoenix I.D.: CN79398

Parameter	Result	RL/ PQL	Units	Dilution	Date/Time	By	Reference
% Toluene-d8	98		%	1	04/10/23	MH	70 - 130 %

RL/PQL=Reporting/Practical Quantitation Level ND=Not Detected BRL=Below Reporting Level
QA/QC Surrogates: Surrogates are compounds (preceeded with a %) added by the lab to determine analysis efficiency. Surrogate results(%) listed in the report are not "detected" compounds.

Comments:

TRIP BLANK INCLUDED.

If you are the client above and have any questions concerning this testing, please do not hesitate to contact Phoenix Client Services at ext.200.
The contents of this report cannot be discussed with anyone other than the client listed above without their written consent.



Phyllis Shiller, Laboratory Director
April 19, 2023
Reviewed and Released by: Ethan Lee, Project Manager

Environmental Laboratories, Inc.
587 East Middle Turnpike, P.O.Box 370, Manchester, CT 06045
Tel. (860) 645-1102 Fax (860) 645-0823

Analysis Report

April 19, 2023

FOR: Attn: Jeffery Holden
GEI Consultants
455 Winding Brook Drive Suite 201
Glastonbury, CT 06033

Sample Information		Custody Information		Date	Time
Matrix:	GROUND WATER	Collected by:		04/07/23	13:00
Location Code:	GEI	Received by:	LB	04/10/23	9:15
Rush Request:	Standard	Analyzed by:	see "By" below		
P.O.#:	2200138-1.4				

Laboratory Data

SDG ID: GCN79395
Phoenix ID: CN79399

Project ID: ROCKVILLE FORMER MGP
Client ID: MW-45S

Parameter	Result	RL/ PQL	Units	Dilution	Date/Time	By	Reference
Silver	< 0.001	0.001	mg/L	1	04/15/23	CPP	SW6010D
Arsenic	< 0.004	0.004	mg/L	1	04/15/23	CPP	SW6010D
Barium	0.046	0.002	mg/L	1	04/15/23	CPP	SW6010D
Beryllium	< 0.001	0.001	mg/L	1	04/15/23	CPP	SW6010D
Cadmium	< 0.001	0.001	mg/L	1	04/15/23	CPP	SW6010D
Chromium	0.002	0.001	mg/L	1	04/15/23	CPP	SW6010D
Copper	< 0.005	0.005	mg/L	1	04/15/23	CPP	SW6010D
Mercury	< 0.0002	0.0002	mg/L	1	04/11/23	AL1	SW7470A
Nickel	0.002	0.001	mg/L	1	04/15/23	CPP	SW6010D
Lead	< 0.001	0.001	mg/L	1	04/15/23	CPP	SW6010D
Antimony	< 0.005	0.005	mg/L	1	04/15/23	CPP	SW6010D
Selenium	< 0.010	0.010	mg/L	1	04/15/23	CPP	SW6010D
Thallium	< 0.0005	0.0005	mg/L	5	04/14/23	CPP	SW6020B
Vanadium	0.004	0.002	mg/L	1	04/15/23	CPP	SW6010D
Zinc	0.006	0.004	mg/L	1	04/15/23	CPP	SW6010D
Total Cyanide	< 0.010	0.010	mg/L	1	04/13/23	CL/GD	SW9010C/SW9012B
Extraction of ETPH	Completed				04/12/23	X/K	SW3510C/SW3520C
Mercury Digestion	Completed				04/11/23	ZT/ZT	SW7470A
Semi-Volatile Extraction	Completed				04/11/23	X/K	SW3520C
Total Metals Digestion	Completed				04/11/23	AG	SW3010A
Total Metals Digestion MS	Completed				04/13/23	AG	SW3010A
TPH by GC (Extractable Products)							
Ext. Petroleum H.C. (C9-C36)	ND	0.070	mg/L	1	04/18/23	JRB	CTETPH
Identification	ND		mg/L	1	04/18/23	JRB	CTETPH
QA/QC Surrogates							
% Terphenyl (surr)	94		%	1	04/18/23	JRB	50 - 150 %

Ver 1

Project ID: ROCKVILLE FORMER MGP
Client ID: MW-45S

Phoenix I.D.: CN79399

Parameter	Result	RL/ PQL	Units	Dilution	Date/Time	By	Reference
Volatiles							
1,1,1,2-Tetrachloroethane	ND	1.0	ug/L	1	04/10/23	MH	SW8260C
1,1,1-Trichloroethane	ND	1.0	ug/L	1	04/10/23	MH	SW8260C
1,1,2,2-Tetrachloroethane	ND	0.50	ug/L	1	04/10/23	MH	SW8260C
1,1,2-Trichloroethane	ND	1.0	ug/L	1	04/10/23	MH	SW8260C
1,1-Dichloroethane	ND	1.0	ug/L	1	04/10/23	MH	SW8260C
1,1-Dichloroethene	ND	1.0	ug/L	1	04/10/23	MH	SW8260C
1,1-Dichloropropene	ND	1.0	ug/L	1	04/10/23	MH	SW8260C
1,2,3-Trichlorobenzene	ND	1.0	ug/L	1	04/10/23	MH	SW8260C
1,2,3-Trichloropropane	ND	1.0	ug/L	1	04/10/23	MH	SW8260C
1,2,4-Trichlorobenzene	ND	1.0	ug/L	1	04/10/23	MH	SW8260C
1,2,4-Trimethylbenzene	ND	1.0	ug/L	1	04/10/23	MH	SW8260C
1,2-Dibromo-3-chloropropane	ND	1.0	ug/L	1	04/10/23	MH	SW8260C
1,2-Dibromoethane	ND	1.0	ug/L	1	04/10/23	MH	SW8260C
1,2-Dichlorobenzene	ND	1.0	ug/L	1	04/10/23	MH	SW8260C
1,2-Dichloroethane	ND	0.60	ug/L	1	04/10/23	MH	SW8260C
1,2-Dichloropropane	ND	1.0	ug/L	1	04/10/23	MH	SW8260C
1,3,5-Trimethylbenzene	ND	1.0	ug/L	1	04/10/23	MH	SW8260C
1,3-Dichlorobenzene	ND	1.0	ug/L	1	04/10/23	MH	SW8260C
1,3-Dichloropropane	ND	1.0	ug/L	1	04/10/23	MH	SW8260C
1,4-Dichlorobenzene	ND	1.0	ug/L	1	04/10/23	MH	SW8260C
2,2-Dichloropropane	ND	1.0	ug/L	1	04/10/23	MH	SW8260C
2-Chlorotoluene	ND	1.0	ug/L	1	04/10/23	MH	SW8260C
2-Hexanone	ND	5.0	ug/L	1	04/10/23	MH	SW8260C
2-Isopropyltoluene	ND	1.0	ug/L	1	04/10/23	MH	SW8260C
4-Chlorotoluene	ND	1.0	ug/L	1	04/10/23	MH	SW8260C
4-Methyl-2-pentanone	ND	5.0	ug/L	1	04/10/23	MH	SW8260C
Acetone	ND	25	ug/L	1	04/10/23	MH	SW8260C
Acrylonitrile	ND	1.0	ug/L	1	04/10/23	MH	SW8260C
Benzene	ND	0.70	ug/L	1	04/10/23	MH	SW8260C
Bromobenzene	ND	1.0	ug/L	1	04/10/23	MH	SW8260C
Bromochloromethane	ND	1.0	ug/L	1	04/10/23	MH	SW8260C
Bromodichloromethane	ND	0.50	ug/L	1	04/10/23	MH	SW8260C
Bromoform	ND	1.0	ug/L	1	04/10/23	MH	SW8260C
Bromomethane	ND	1.0	ug/L	1	04/10/23	MH	SW8260C
Carbon Disulfide	ND	5.0	ug/L	1	04/10/23	MH	SW8260C
Carbon tetrachloride	ND	1.0	ug/L	1	04/10/23	MH	SW8260C
Chlorobenzene	ND	1.0	ug/L	1	04/10/23	MH	SW8260C
Chloroethane	ND	1.0	ug/L	1	04/10/23	MH	SW8260C
Chloroform	ND	1.0	ug/L	1	04/10/23	MH	SW8260C
Chloromethane	ND	1.0	ug/L	1	04/10/23	MH	SW8260C
cis-1,2-Dichloroethene	ND	1.0	ug/L	1	04/10/23	MH	SW8260C
cis-1,3-Dichloropropene	ND	0.40	ug/L	1	04/10/23	MH	SW8260C
Dibromochloromethane	ND	0.50	ug/L	1	04/10/23	MH	SW8260C
Dibromomethane	ND	1.0	ug/L	1	04/10/23	MH	SW8260C
Dichlorodifluoromethane	ND	1.0	ug/L	1	04/10/23	MH	SW8260C
Ethylbenzene	ND	1.0	ug/L	1	04/10/23	MH	SW8260C
Hexachlorobutadiene	ND	0.40	ug/L	1	04/10/23	MH	SW8260C
Isopropylbenzene	ND	1.0	ug/L	1	04/10/23	MH	SW8260C

Ver 1

Project ID: ROCKVILLE FORMER MGP
Client ID: MW-45S
Phoenix I.D.: CN79399

Parameter	Result	RL/ PQL	Units	Dilution	Date/Time	By	Reference
m&p-Xylene	ND	1.0	ug/L	1	04/10/23	MH	SW8260C
Methyl ethyl ketone	ND	5.0	ug/L	1	04/10/23	MH	SW8260C
Methyl t-butyl ether (MTBE)	ND	1.0	ug/L	1	04/10/23	MH	SW8260C
Methylene chloride	ND	1.0	ug/L	1	04/10/23	MH	SW8260C
Naphthalene	ND	1.0	ug/L	1	04/10/23	MH	SW8260C
n-Butylbenzene	ND	1.0	ug/L	1	04/10/23	MH	SW8260C
n-Propylbenzene	ND	1.0	ug/L	1	04/10/23	MH	SW8260C
o-Xylene	ND	1.0	ug/L	1	04/10/23	MH	SW8260C
p-Isopropyltoluene	ND	1.0	ug/L	1	04/10/23	MH	SW8260C
sec-Butylbenzene	ND	1.0	ug/L	1	04/10/23	MH	SW8260C
Styrene	ND	1.0	ug/L	1	04/10/23	MH	SW8260C
tert-Butylbenzene	ND	1.0	ug/L	1	04/10/23	MH	SW8260C
Tetrachloroethene	ND	1.0	ug/L	1	04/10/23	MH	SW8260C
Tetrahydrofuran (THF)	ND	2.5	ug/L	1	04/10/23	MH	SW8260C
Toluene	ND	1.0	ug/L	1	04/10/23	MH	SW8260C
Total Xylenes	ND	1.0	ug/L	1	04/10/23	MH	SW8260C
trans-1,2-Dichloroethene	ND	1.0	ug/L	1	04/10/23	MH	SW8260C
trans-1,3-Dichloropropene	ND	0.40	ug/L	1	04/10/23	MH	SW8260C
trans-1,4-dichloro-2-butene	ND	5.0	ug/L	1	04/10/23	MH	SW8260C
Trichloroethene	ND	1.0	ug/L	1	04/10/23	MH	SW8260C
Trichlorofluoromethane	ND	1.0	ug/L	1	04/10/23	MH	SW8260C
Trichlorotrifluoroethane	ND	1.0	ug/L	1	04/10/23	MH	SW8260C
Vinyl chloride	ND	1.0	ug/L	1	04/10/23	MH	SW8260C
QA/QC Surrogates							
% 1,2-dichlorobenzene-d4	101		%	1	04/10/23	MH	70 - 130 %
% Bromofluorobenzene	94		%	1	04/10/23	MH	70 - 130 %
% Dibromofluoromethane	107		%	1	04/10/23	MH	70 - 130 %
% Toluene-d8	100		%	1	04/10/23	MH	70 - 130 %
Semivolatiles by SIM, PAH							
2-Methylnaphthalene	ND	0.48	ug/L	1	04/12/23	KCA	SW8270D (SIM)
Acenaphthene	ND	0.48	ug/L	1	04/12/23	KCA	SW8270D (SIM)
Acenaphthylene	ND	0.29	ug/L	1	04/12/23	KCA	SW8270D (SIM)
Anthracene	ND	0.48	ug/L	1	04/12/23	KCA	SW8270D (SIM)
Benz(a)anthracene	ND	0.05	ug/L	1	04/12/23	KCA	SW8270D (SIM)
Benzo(a)pyrene	ND	0.19	ug/L	1	04/12/23	KCA	SW8270D (SIM)
Benzo(b)fluoranthene	ND	0.07	ug/L	1	04/12/23	KCA	SW8270D (SIM)
Benzo(ghi)perylene	ND	0.46	ug/L	1	04/12/23	KCA	SW8270D (SIM)
Benzo(k)fluoranthene	ND	0.29	ug/L	1	04/12/23	KCA	SW8270D (SIM)
Chrysene	ND	0.48	ug/L	1	04/12/23	KCA	SW8270D (SIM)
Dibenz(a,h)anthracene	ND	0.10	ug/L	1	04/12/23	KCA	SW8270D (SIM)
Fluoranthene	ND	0.48	ug/L	1	04/12/23	KCA	SW8270D (SIM)
Fluorene	ND	0.48	ug/L	1	04/12/23	KCA	SW8270D (SIM)
Indeno(1,2,3-cd)pyrene	ND	0.10	ug/L	1	04/12/23	KCA	SW8270D (SIM)
Naphthalene	ND	0.48	ug/L	1	04/12/23	KCA	SW8270D (SIM)
Phenanthrene	0.09	0.06	ug/L	1	04/12/23	KCA	SW8270D (SIM)
Pyrene	ND	0.48	ug/L	1	04/12/23	KCA	SW8270D (SIM)
QA/QC Surrogates							
% 2-Fluorobiphenyl	79		%	1	04/12/23	KCA	30 - 130 %
% Nitrobenzene-d5	83		%	1	04/12/23	KCA	30 - 130 %

Ver 1

Project ID: ROCKVILLE FORMER MGP
Client ID: MW-45S

Phoenix I.D.: CN79399

Parameter	Result	RL/ PQL	Units	Dilution	Date/Time	By	Reference
% Terphenyl-d14	84		%	1	04/12/23	KCA	30 - 130 %

RL/PQL=Reporting/Practical Quantitation Level ND=Not Detected BRL=Below Reporting Level
QA/QC Surrogates: Surrogates are compounds (preceeded with a %) added by the lab to determine analysis efficiency. Surrogate results(%) listed in the report are not "detected" compounds.

Comments:

If you are the client above and have any questions concerning this testing, please do not hesitate to contact Phoenix Client Services at ext.200.
The contents of this report cannot be discussed with anyone other than the client listed above without their written consent.

Phyllis Shiller, Laboratory Director
April 19, 2023
Reviewed and Released by: Ethan Lee, Project Manager

Environmental Laboratories, Inc.
587 East Middle Turnpike, P.O.Box 370, Manchester, CT 06045
Tel. (860) 645-1102 Fax (860) 645-0823

Analysis Report

April 19, 2023

FOR: Attn: Jeffery Holden
GEI Consultants
455 Winding Brook Drive Suite 201
Glastonbury, CT 06033

Sample Information		Custody Information		Date	Time
Matrix:	GROUND WATER	Collected by:		04/07/23	14:00
Location Code:	GEI	Received by:	LB	04/10/23	9:15
Rush Request:	Standard	Analyzed by:	see "By" below		
P.O.#:	2200138-1.4				

Laboratory Data

SDG ID: GCN79395
Phoenix ID: CN79400

Project ID: ROCKVILLE FORMER MGP
Client ID: MW-45M

Parameter	Result	RL/ PQL	Units	Dilution	Date/Time	By	Reference
Silver	< 0.001	0.001	mg/L	1	04/15/23	CPP	SW6010D
Arsenic	0.009	0.004	mg/L	1	04/15/23	CPP	SW6010D
Barium	0.092	0.002	mg/L	1	04/15/23	CPP	SW6010D
Beryllium	< 0.001	0.001	mg/L	1	04/15/23	CPP	SW6010D
Cadmium	< 0.001	0.001	mg/L	1	04/15/23	CPP	SW6010D
Chromium	0.013	0.001	mg/L	1	04/15/23	CPP	SW6010D
Copper	0.011	0.005	mg/L	1	04/15/23	CPP	SW6010D
Mercury	< 0.0002	0.0002	mg/L	1	04/11/23	AL1	SW7470A
Nickel	0.005	0.001	mg/L	1	04/15/23	CPP	SW6010D
Lead	0.002	0.001	mg/L	1	04/15/23	CPP	SW6010D
Antimony	< 0.005	0.005	mg/L	1	04/15/23	CPP	SW6010D
Selenium	< 0.010	0.010	mg/L	1	04/15/23	CPP	SW6010D
Thallium	< 0.0005	0.0005	mg/L	5	04/14/23	CPP	SW6020B
Vanadium	0.010	0.002	mg/L	1	04/15/23	CPP	SW6010D
Zinc	0.015	0.004	mg/L	1	04/15/23	CPP	SW6010D
Total Cyanide	< 0.010	0.010	mg/L	1	04/18/23	CL/GD	SW9010C/SW9012B
Extraction of ETPH	Completed				04/12/23	X/K	SW3510C/SW3520C
Mercury Digestion	Completed				04/11/23	ZT/ZT	SW7470A
Semi-Volatile Extraction	Completed				04/11/23	X/K	SW3520C
Total Metals Digestion	Completed				04/11/23	AG	SW3010A
Total Metals Digestion MS	Completed				04/13/23	AG	SW3010A
TPH by GC (Extractable Products)							
Ext. Petroleum H.C. (C9-C36)	ND	0.067	mg/L	1	04/13/23	JRB	CTETPH
Identification	ND		mg/L	1	04/13/23	JRB	CTETPH
QA/QC Surrogates							
% Terphenyl (surr)	73		%	1	04/13/23	JRB	50 - 150 %

Ver 1

Project ID: ROCKVILLE FORMER MGP
Client ID: MW-45M

Phoenix I.D.: CN79400

Parameter	Result	RL/ PQL	Units	Dilution	Date/Time	By	Reference
Volatiles							
1,1,1,2-Tetrachloroethane	ND	1.0	ug/L	1	04/10/23	MH	SW8260C
1,1,1-Trichloroethane	ND	1.0	ug/L	1	04/10/23	MH	SW8260C
1,1,2,2-Tetrachloroethane	ND	0.50	ug/L	1	04/10/23	MH	SW8260C
1,1,2-Trichloroethane	ND	1.0	ug/L	1	04/10/23	MH	SW8260C
1,1-Dichloroethane	ND	1.0	ug/L	1	04/10/23	MH	SW8260C
1,1-Dichloroethene	ND	1.0	ug/L	1	04/10/23	MH	SW8260C
1,1-Dichloropropene	ND	1.0	ug/L	1	04/10/23	MH	SW8260C
1,2,3-Trichlorobenzene	ND	1.0	ug/L	1	04/10/23	MH	SW8260C
1,2,3-Trichloropropane	ND	1.0	ug/L	1	04/10/23	MH	SW8260C
1,2,4-Trichlorobenzene	ND	1.0	ug/L	1	04/10/23	MH	SW8260C
1,2,4-Trimethylbenzene	ND	1.0	ug/L	1	04/10/23	MH	SW8260C
1,2-Dibromo-3-chloropropane	ND	1.0	ug/L	1	04/10/23	MH	SW8260C
1,2-Dibromoethane	ND	1.0	ug/L	1	04/10/23	MH	SW8260C
1,2-Dichlorobenzene	ND	1.0	ug/L	1	04/10/23	MH	SW8260C
1,2-Dichloroethane	ND	0.60	ug/L	1	04/10/23	MH	SW8260C
1,2-Dichloropropane	ND	1.0	ug/L	1	04/10/23	MH	SW8260C
1,3,5-Trimethylbenzene	ND	1.0	ug/L	1	04/10/23	MH	SW8260C
1,3-Dichlorobenzene	ND	1.0	ug/L	1	04/10/23	MH	SW8260C
1,3-Dichloropropane	ND	1.0	ug/L	1	04/10/23	MH	SW8260C
1,4-Dichlorobenzene	ND	1.0	ug/L	1	04/10/23	MH	SW8260C
2,2-Dichloropropane	ND	1.0	ug/L	1	04/10/23	MH	SW8260C
2-Chlorotoluene	ND	1.0	ug/L	1	04/10/23	MH	SW8260C
2-Hexanone	ND	5.0	ug/L	1	04/10/23	MH	SW8260C
2-Isopropyltoluene	ND	1.0	ug/L	1	04/10/23	MH	SW8260C
4-Chlorotoluene	ND	1.0	ug/L	1	04/10/23	MH	SW8260C
4-Methyl-2-pentanone	ND	5.0	ug/L	1	04/10/23	MH	SW8260C
Acetone	ND	25	ug/L	1	04/10/23	MH	SW8260C
Acrylonitrile	ND	1.0	ug/L	1	04/10/23	MH	SW8260C
Benzene	ND	0.70	ug/L	1	04/10/23	MH	SW8260C
Bromobenzene	ND	1.0	ug/L	1	04/10/23	MH	SW8260C
Bromochloromethane	ND	1.0	ug/L	1	04/10/23	MH	SW8260C
Bromodichloromethane	ND	0.50	ug/L	1	04/10/23	MH	SW8260C
Bromoform	ND	1.0	ug/L	1	04/10/23	MH	SW8260C
Bromomethane	ND	1.0	ug/L	1	04/10/23	MH	SW8260C
Carbon Disulfide	ND	5.0	ug/L	1	04/10/23	MH	SW8260C
Carbon tetrachloride	ND	1.0	ug/L	1	04/10/23	MH	SW8260C
Chlorobenzene	ND	1.0	ug/L	1	04/10/23	MH	SW8260C
Chloroethane	ND	1.0	ug/L	1	04/10/23	MH	SW8260C
Chloroform	ND	1.0	ug/L	1	04/10/23	MH	SW8260C
Chloromethane	ND	1.0	ug/L	1	04/10/23	MH	SW8260C
cis-1,2-Dichloroethene	ND	1.0	ug/L	1	04/10/23	MH	SW8260C
cis-1,3-Dichloropropene	ND	0.40	ug/L	1	04/10/23	MH	SW8260C
Dibromochloromethane	ND	0.50	ug/L	1	04/10/23	MH	SW8260C
Dibromomethane	ND	1.0	ug/L	1	04/10/23	MH	SW8260C
Dichlorodifluoromethane	ND	1.0	ug/L	1	04/10/23	MH	SW8260C
Ethylbenzene	ND	1.0	ug/L	1	04/10/23	MH	SW8260C
Hexachlorobutadiene	ND	0.40	ug/L	1	04/10/23	MH	SW8260C
Isopropylbenzene	ND	1.0	ug/L	1	04/10/23	MH	SW8260C

Ver 1

Project ID: ROCKVILLE FORMER MGP
Client ID: MW-45M

Phoenix I.D.: CN79400

Parameter	Result	RL/ PQL	Units	Dilution	Date/Time	By	Reference
m&p-Xylene	ND	1.0	ug/L	1	04/10/23	MH	SW8260C
Methyl ethyl ketone	ND	5.0	ug/L	1	04/10/23	MH	SW8260C
Methyl t-butyl ether (MTBE)	ND	1.0	ug/L	1	04/10/23	MH	SW8260C
Methylene chloride	ND	1.0	ug/L	1	04/10/23	MH	SW8260C
Naphthalene	ND	1.0	ug/L	1	04/10/23	MH	SW8260C
n-Butylbenzene	ND	1.0	ug/L	1	04/10/23	MH	SW8260C
n-Propylbenzene	ND	1.0	ug/L	1	04/10/23	MH	SW8260C
o-Xylene	ND	1.0	ug/L	1	04/10/23	MH	SW8260C
p-Isopropyltoluene	ND	1.0	ug/L	1	04/10/23	MH	SW8260C
sec-Butylbenzene	ND	1.0	ug/L	1	04/10/23	MH	SW8260C
Styrene	ND	1.0	ug/L	1	04/10/23	MH	SW8260C
tert-Butylbenzene	ND	1.0	ug/L	1	04/10/23	MH	SW8260C
Tetrachloroethene	ND	1.0	ug/L	1	04/10/23	MH	SW8260C
Tetrahydrofuran (THF)	ND	2.5	ug/L	1	04/10/23	MH	SW8260C
Toluene	ND	1.0	ug/L	1	04/10/23	MH	SW8260C
Total Xylenes	ND	1.0	ug/L	1	04/10/23	MH	SW8260C
trans-1,2-Dichloroethene	ND	1.0	ug/L	1	04/10/23	MH	SW8260C
trans-1,3-Dichloropropene	ND	0.40	ug/L	1	04/10/23	MH	SW8260C
trans-1,4-dichloro-2-butene	ND	5.0	ug/L	1	04/10/23	MH	SW8260C
Trichloroethene	ND	1.0	ug/L	1	04/10/23	MH	SW8260C
Trichlorofluoromethane	ND	1.0	ug/L	1	04/10/23	MH	SW8260C
Trichlorotrifluoroethane	ND	1.0	ug/L	1	04/10/23	MH	SW8260C
Vinyl chloride	ND	1.0	ug/L	1	04/10/23	MH	SW8260C
QA/QC Surrogates							
% 1,2-dichlorobenzene-d4	100		%	1	04/10/23	MH	70 - 130 %
% Bromofluorobenzene	96		%	1	04/10/23	MH	70 - 130 %
% Dibromofluoromethane	99		%	1	04/10/23	MH	70 - 130 %
% Toluene-d8	98		%	1	04/10/23	MH	70 - 130 %
Semivolatiles by SIM, PAH							
2-Methylnaphthalene	ND	0.49	ug/L	1	04/12/23	KCA	SW8270D (SIM)
Acenaphthene	ND	0.49	ug/L	1	04/12/23	KCA	SW8270D (SIM)
Acenaphthylene	ND	0.29	ug/L	1	04/12/23	KCA	SW8270D (SIM)
Anthracene	ND	0.49	ug/L	1	04/12/23	KCA	SW8270D (SIM)
Benz(a)anthracene	0.08	0.05	ug/L	1	04/12/23	KCA	SW8270D (SIM)
Benzo(a)pyrene	ND	0.19	ug/L	1	04/12/23	KCA	SW8270D (SIM)
Benzo(b)fluoranthene	0.16	0.07	ug/L	1	04/12/23	KCA	SW8270D (SIM)
Benzo(ghi)perylene	ND	0.47	ug/L	1	04/12/23	KCA	SW8270D (SIM)
Benzo(k)fluoranthene	ND	0.29	ug/L	1	04/12/23	KCA	SW8270D (SIM)
Chrysene	ND	0.49	ug/L	1	04/12/23	KCA	SW8270D (SIM)
Dibenz(a,h)anthracene	ND	0.10	ug/L	1	04/12/23	KCA	SW8270D (SIM)
Fluoranthene	ND	0.49	ug/L	1	04/12/23	KCA	SW8270D (SIM)
Fluorene	ND	0.49	ug/L	1	04/12/23	KCA	SW8270D (SIM)
Indeno(1,2,3-cd)pyrene	0.10	0.10	ug/L	1	04/12/23	KCA	SW8270D (SIM)
Naphthalene	ND	0.49	ug/L	1	04/12/23	KCA	SW8270D (SIM)
Phenanthrene	ND	0.06	ug/L	1	04/12/23	KCA	SW8270D (SIM)
Pyrene	ND	0.49	ug/L	1	04/12/23	KCA	SW8270D (SIM)
QA/QC Surrogates							
% 2-Fluorobiphenyl	74		%	1	04/12/23	KCA	30 - 130 %
% Nitrobenzene-d5	93		%	1	04/12/23	KCA	30 - 130 %

Ver 1

Project ID: ROCKVILLE FORMER MGP
Client ID: MW-45M

Phoenix I.D.: CN79400

Parameter	Result	RL/ PQL	Units	Dilution	Date/Time	By	Reference
% Terphenyl-d14	77		%	1	04/12/23	KCA	30 - 130 %

RL/PQL=Reporting/Practical Quantitation Level ND=Not Detected BRL=Below Reporting Level
QA/QC Surrogates: Surrogates are compounds (preceeded with a %) added by the lab to determine analysis efficiency. Surrogate results(%) listed in the report are not "detected" compounds.

Comments:

If you are the client above and have any questions concerning this testing, please do not hesitate to contact Phoenix Client Services at ext.200.
The contents of this report cannot be discussed with anyone other than the client listed above without their written consent.

Phyllis Shiller, Laboratory Director
April 19, 2023
Reviewed and Released by: Ethan Lee, Project Manager

Environmental Laboratories, Inc.
587 East Middle Turnpike, P.O.Box 370, Manchester, CT 06045
Tel. (860) 645-1102 Fax (860) 645-0823

Analysis Report

April 19, 2023

FOR: Attn: Jeffery Holden
GEI Consultants
455 Winding Brook Drive Suite 201
Glastonbury, CT 06033

Sample Information		Custody Information		Date	Time
Matrix:	GROUND WATER	Collected by:		04/07/23	15:45
Location Code:	GEI	Received by:	LB	04/10/23	9:15
Rush Request:	Standard	Analyzed by:	see "By" below		
P.O.#:	2200138-1.4				

Laboratory Data

SDG ID: GCN79395
Phoenix ID: CN79401

Project ID: ROCKVILLE FORMER MGP
Client ID: MW-3DR

Parameter	Result	RL/ PQL	Units	Dilution	Date/Time	By	Reference
Silver	< 0.001	0.001	mg/L	1	04/15/23	CPP	SW6010D
Arsenic	< 0.004	0.004	mg/L	1	04/15/23	CPP	SW6010D
Barium	0.105	0.002	mg/L	1	04/15/23	CPP	SW6010D
Beryllium	< 0.001	0.001	mg/L	1	04/15/23	CPP	SW6010D
Cadmium	< 0.001	0.001	mg/L	1	04/15/23	CPP	SW6010D
Chromium	0.002	0.001	mg/L	1	04/15/23	CPP	SW6010D
Copper	< 0.005	0.005	mg/L	1	04/15/23	CPP	SW6010D
Mercury	< 0.0002	0.0002	mg/L	1	04/11/23	AL1	SW7470A
Nickel	< 0.001	0.001	mg/L	1	04/15/23	CPP	SW6010D
Lead	< 0.001	0.001	mg/L	1	04/15/23	CPP	SW6010D
Antimony	< 0.005	0.005	mg/L	1	04/15/23	CPP	SW6010D
Selenium	< 0.010	0.010	mg/L	1	04/15/23	CPP	SW6010D
Thallium	< 0.0005	0.0005	mg/L	5	04/14/23	CPP	SW6020B
Vanadium	< 0.002	0.002	mg/L	1	04/15/23	CPP	SW6010D
Zinc	0.005	0.004	mg/L	1	04/15/23	CPP	SW6010D
Total Cyanide	< 0.010	0.010	mg/L	1	04/18/23	CL/GD	SW9010C/SW9012B
Extraction of ETPH	Completed				04/12/23	X/K	SW3510C/SW3520C
Mercury Digestion	Completed				04/11/23	ZT/ZT	SW7470A
Semi-Volatile Extraction	Completed				04/11/23	X/K	SW3520C
Total Metals Digestion	Completed				04/11/23	AG	SW3010A
Total Metals Digestion MS	Completed				04/13/23	AG	SW3010A
TPH by GC (Extractable Products)							
Ext. Petroleum H.C. (C9-C36)	ND	0.066	mg/L	1	04/13/23	JRB	CTETPH
Identification	ND		mg/L	1	04/13/23	JRB	CTETPH
QA/QC Surrogates							
% Terphenyl (surr)	82		%	1	04/13/23	JRB	50 - 150 %

Ver 1

Project ID: ROCKVILLE FORMER MGP
Client ID: MW-3DR

Phoenix I.D.: CN79401

Parameter	Result	RL/ PQL	Units	Dilution	Date/Time	By	Reference
Volatiles							
1,1,1,2-Tetrachloroethane	ND	1.0	ug/L	1	04/10/23	MH	SW8260C
1,1,1-Trichloroethane	ND	1.0	ug/L	1	04/10/23	MH	SW8260C
1,1,2,2-Tetrachloroethane	ND	0.50	ug/L	1	04/10/23	MH	SW8260C
1,1,2-Trichloroethane	ND	1.0	ug/L	1	04/10/23	MH	SW8260C
1,1-Dichloroethane	ND	1.0	ug/L	1	04/10/23	MH	SW8260C
1,1-Dichloroethene	ND	1.0	ug/L	1	04/10/23	MH	SW8260C
1,1-Dichloropropene	ND	1.0	ug/L	1	04/10/23	MH	SW8260C
1,2,3-Trichlorobenzene	ND	1.0	ug/L	1	04/10/23	MH	SW8260C
1,2,3-Trichloropropane	ND	1.0	ug/L	1	04/10/23	MH	SW8260C
1,2,4-Trichlorobenzene	ND	1.0	ug/L	1	04/10/23	MH	SW8260C
1,2,4-Trimethylbenzene	5.8	1.0	ug/L	1	04/10/23	MH	SW8260C
1,2-Dibromo-3-chloropropane	ND	1.0	ug/L	1	04/10/23	MH	SW8260C
1,2-Dibromoethane	ND	1.0	ug/L	1	04/10/23	MH	SW8260C
1,2-Dichlorobenzene	ND	1.0	ug/L	1	04/10/23	MH	SW8260C
1,2-Dichloroethane	ND	0.60	ug/L	1	04/10/23	MH	SW8260C
1,2-Dichloropropane	ND	1.0	ug/L	1	04/10/23	MH	SW8260C
1,3,5-Trimethylbenzene	2.1	1.0	ug/L	1	04/10/23	MH	SW8260C
1,3-Dichlorobenzene	ND	1.0	ug/L	1	04/10/23	MH	SW8260C
1,3-Dichloropropane	ND	1.0	ug/L	1	04/10/23	MH	SW8260C
1,4-Dichlorobenzene	ND	1.0	ug/L	1	04/10/23	MH	SW8260C
2,2-Dichloropropane	ND	1.0	ug/L	1	04/10/23	MH	SW8260C
2-Chlorotoluene	ND	1.0	ug/L	1	04/10/23	MH	SW8260C
2-Hexanone	ND	5.0	ug/L	1	04/10/23	MH	SW8260C
2-Isopropyltoluene	ND	1.0	ug/L	1	04/10/23	MH	SW8260C
4-Chlorotoluene	ND	1.0	ug/L	1	04/10/23	MH	SW8260C
4-Methyl-2-pentanone	ND	5.0	ug/L	1	04/10/23	MH	SW8260C
Acetone	ND	25	ug/L	1	04/10/23	MH	SW8260C
Acrylonitrile	ND	1.0	ug/L	1	04/10/23	MH	SW8260C
Benzene	ND	0.70	ug/L	1	04/10/23	MH	SW8260C
Bromobenzene	ND	1.0	ug/L	1	04/10/23	MH	SW8260C
Bromochloromethane	ND	1.0	ug/L	1	04/10/23	MH	SW8260C
Bromodichloromethane	ND	0.50	ug/L	1	04/10/23	MH	SW8260C
Bromoform	ND	1.0	ug/L	1	04/10/23	MH	SW8260C
Bromomethane	ND	1.0	ug/L	1	04/10/23	MH	SW8260C
Carbon Disulfide	ND	5.0	ug/L	1	04/10/23	MH	SW8260C
Carbon tetrachloride	ND	1.0	ug/L	1	04/10/23	MH	SW8260C
Chlorobenzene	ND	1.0	ug/L	1	04/10/23	MH	SW8260C
Chloroethane	ND	1.0	ug/L	1	04/10/23	MH	SW8260C
Chloroform	ND	1.0	ug/L	1	04/10/23	MH	SW8260C
Chloromethane	ND	1.0	ug/L	1	04/10/23	MH	SW8260C
cis-1,2-Dichloroethene	ND	1.0	ug/L	1	04/10/23	MH	SW8260C
cis-1,3-Dichloropropene	ND	0.40	ug/L	1	04/10/23	MH	SW8260C
Dibromochloromethane	ND	0.50	ug/L	1	04/10/23	MH	SW8260C
Dibromomethane	ND	1.0	ug/L	1	04/10/23	MH	SW8260C
Dichlorodifluoromethane	ND	1.0	ug/L	1	04/10/23	MH	SW8260C
Ethylbenzene	2.3	1.0	ug/L	1	04/10/23	MH	SW8260C
Hexachlorobutadiene	ND	0.40	ug/L	1	04/10/23	MH	SW8260C
Isopropylbenzene	ND	1.0	ug/L	1	04/10/23	MH	SW8260C

Ver 1

Project ID: ROCKVILLE FORMER MGP
Client ID: MW-3DR
Phoenix I.D.: CN79401

Parameter	Result	RL/ PQL	Units	Dilution	Date/Time	By	Reference
m&p-Xylene	2.9	1.0	ug/L	1	04/10/23	MH	SW8260C
Methyl ethyl ketone	ND	5.0	ug/L	1	04/10/23	MH	SW8260C
Methyl t-butyl ether (MTBE)	ND	1.0	ug/L	1	04/10/23	MH	SW8260C
Methylene chloride	ND	1.0	ug/L	1	04/10/23	MH	SW8260C
Naphthalene	110	10	ug/L	10	04/11/23	MH	SW8260C
n-Butylbenzene	ND	1.0	ug/L	1	04/10/23	MH	SW8260C
n-Propylbenzene	ND	1.0	ug/L	1	04/10/23	MH	SW8260C
o-Xylene	1.1	1.0	ug/L	1	04/10/23	MH	SW8260C
p-Isopropyltoluene	ND	1.0	ug/L	1	04/10/23	MH	SW8260C
sec-Butylbenzene	ND	1.0	ug/L	1	04/10/23	MH	SW8260C
Styrene	ND	1.0	ug/L	1	04/10/23	MH	SW8260C
tert-Butylbenzene	ND	1.0	ug/L	1	04/10/23	MH	SW8260C
Tetrachloroethene	ND	1.0	ug/L	1	04/10/23	MH	SW8260C
Tetrahydrofuran (THF)	ND	2.5	ug/L	1	04/10/23	MH	SW8260C
Toluene	ND	1.0	ug/L	1	04/10/23	MH	SW8260C
Total Xylenes	4.0	1.0	ug/L	1	04/10/23	MH	SW8260C
trans-1,2-Dichloroethene	ND	1.0	ug/L	1	04/10/23	MH	SW8260C
trans-1,3-Dichloropropene	ND	0.40	ug/L	1	04/10/23	MH	SW8260C
trans-1,4-dichloro-2-butene	ND	5.0	ug/L	1	04/10/23	MH	SW8260C
Trichloroethene	ND	1.0	ug/L	1	04/10/23	MH	SW8260C
Trichlorofluoromethane	ND	1.0	ug/L	1	04/10/23	MH	SW8260C
Trichlorotrifluoroethane	ND	1.0	ug/L	1	04/10/23	MH	SW8260C
Vinyl chloride	ND	1.0	ug/L	1	04/10/23	MH	SW8260C
QA/QC Surrogates							
% 1,2-dichlorobenzene-d4	101		%	1	04/10/23	MH	70 - 130 %
% Bromofluorobenzene	99		%	1	04/10/23	MH	70 - 130 %
% Dibromofluoromethane	103		%	1	04/10/23	MH	70 - 130 %
% Toluene-d8	99		%	1	04/10/23	MH	70 - 130 %
% 1,2-dichlorobenzene-d4 (10x)	103		%	10	04/11/23	MH	70 - 130 %
% Bromofluorobenzene (10x)	98		%	10	04/11/23	MH	70 - 130 %
% Dibromofluoromethane (10x)	104		%	10	04/11/23	MH	70 - 130 %
% Toluene-d8 (10x)	99		%	10	04/11/23	MH	70 - 130 %
Semivolatiles by SIM, PAH							
2-Methylnaphthalene	33	0.10	ug/L	1	04/13/23	KCA	SW8270D (SIM)
Acenaphthene	8.9	0.47	ug/L	1	04/12/23	KCA	SW8270D (SIM)
Acenaphthylene	15	0.05	ug/L	1	04/13/23	KCA	SW8270D (SIM)
Anthracene	4.6	0.47	ug/L	1	04/12/23	KCA	SW8270D (SIM)
Benz(a)anthracene	1.6	0.05	ug/L	1	04/12/23	KCA	SW8270D (SIM)
Benzo(a)pyrene	1.9	0.19	ug/L	1	04/12/23	KCA	SW8270D (SIM)
Benzo(b)fluoranthene	0.72	0.07	ug/L	1	04/12/23	KCA	SW8270D (SIM)
Benzo(ghi)perylene	0.69	0.45	ug/L	1	04/12/23	KCA	SW8270D (SIM)
Benzo(k)fluoranthene	0.88	0.28	ug/L	1	04/12/23	KCA	SW8270D (SIM)
Chrysene	1.2	0.47	ug/L	1	04/12/23	KCA	SW8270D (SIM)
Dibenz(a,h)anthracene	0.15	0.09	ug/L	1	04/12/23	KCA	SW8270D (SIM)
Fluoranthene	5.2	0.47	ug/L	1	04/12/23	KCA	SW8270D (SIM)
Fluorene	9.3	0.47	ug/L	1	04/12/23	KCA	SW8270D (SIM)
Indeno(1,2,3-cd)pyrene	0.83	0.09	ug/L	1	04/12/23	KCA	SW8270D (SIM)
Naphthalene	120	0.47	ug/L	5	04/16/23	KCA	SW8270D (SIM)
Phenanthrene	16	0.05	ug/L	1	04/13/23	KCA	SW8270D (SIM)

Ver 1

Project ID: ROCKVILLE FORMER MGP
Client ID: MW-3DR

Phoenix I.D.: CN79401

Parameter	Result	RL/ PQL	Units	Dilution	Date/Time	By	Reference
Pyrene	6.8	0.47	ug/L	1	04/12/23	KCA	SW8270D (SIM)
QA/QC Surrogates							
% 2-Fluorobiphenyl	77		%	1	04/13/23	KCA	30 - 130 %
% Nitrobenzene-d5	87		%	1	04/13/23	KCA	30 - 130 %
% Terphenyl-d14	48		%	1	04/13/23	KCA	30 - 130 %
% 2-Fluorobiphenyl (5x)	104		%	5	04/16/23	KCA	30 - 130 %
% Nitrobenzene-d5 (5x)	113		%	5	04/16/23	KCA	30 - 130 %
% Terphenyl-d14 (5x)	68		%	5	04/16/23	KCA	30 - 130 %

RL/PQL=Reporting/Practical Quantitation Level ND=Not Detected BRL=Below Reporting Level
QA/QC Surrogates: Surrogates are compounds (preceeded with a %) added by the lab to determine analysis efficiency. Surrogate results(%) listed in the report are not "detected" compounds.

Comments:

If you are the client above and have any questions concerning this testing, please do not hesitate to contact Phoenix Client Services at ext.200.
The contents of this report cannot be discussed with anyone other than the client listed above without their written consent.

Phyllis Shiller, Laboratory Director
April 19, 2023
Reviewed and Released by: Ethan Lee, Project Manager

Environmental Laboratories, Inc.
587 East Middle Turnpike, P.O.Box 370, Manchester, CT 06045
Tel. (860) 645-1102

QA/QC Report

April 19, 2023

QA/QC Data

SDG I.D.: GCN79395

Parameter	Blank	Blk RL	Sample Result	Dup Result	Dup RPD	LCS %	LCSD %	LCS RPD	MS %	MSD %	MS RPD	% Rec Limits	% RPD Limits
QA/QC Batch 672103 (mg/L), QC Sample No: CN79602 (CN79395, CN79396, CN79397, CN79399, CN79400, CN79401)													
Mercury - Water	BRL	0.0002	<0.0002	<0.0002	NC	99.9			87.2			80 - 120	20
Comment:													
Additional Mercury criteria: LCS acceptance range for waters is 80-120% and for soils is 70-130%. MS acceptance range is 75-125%.													
QA/QC Batch 672186 (mg/L), QC Sample No: CN79152 (CN79395, CN79396)													
ICP Metals - Aqueous													
Antimony	BRL	0.005	<0.005	<0.005	NC	95.5	95.6	0.1	94.0			80 - 120	20
Arsenic	BRL	0.004	<0.004	<0.004	NC	95.9	96.9	1.0	95.5			80 - 120	20
Barium	BRL	0.002	0.219	0.219	0	101	102	1.0	100			80 - 120	20
Beryllium	BRL	0.001	<0.001	<0.001	NC	102	102	0.0	99.0			80 - 120	20
Cadmium	BRL	0.001	<0.001	<0.001	NC	99.7	101	1.3	97.3			80 - 120	20
Chromium	BRL	0.001	0.006	0.006	0	99.7	100	0.3	98.3			80 - 120	20
Copper	BRL	0.005	0.005	<0.005	NC	97.8	98.7	0.9	103			80 - 120	20
Lead	BRL	0.001	<0.001	0.003	NC	101	101	0.0	104			80 - 120	20
Nickel	BRL	0.001	0.004	0.004	NC	102	103	1.0	103			80 - 120	20
Selenium	BRL	0.010	<0.010	<0.010	NC	89.9	90.7	0.9	87.1			80 - 120	20
Silver	BRL	0.001	<0.001	<0.001	NC	96.0	97.3	1.3	99.2			80 - 120	20
Vanadium	BRL	0.002	0.009	0.008	NC	103	104	1.0	104			80 - 120	20
Zinc	BRL	0.004	0.010	0.014	NC	96.6	97.4	0.8	96.3			80 - 120	20
Comment:													
Additional Criteria: LCS acceptance range is 80-120% MS acceptance range 75-125%.													
QA/QC Batch 672242 (mg/L), QC Sample No: CN80482 (CN79397, CN79399, CN79400, CN79401)													
ICP Metals - Aqueous													
Antimony	BRL	0.005	<0.005	<0.005	NC	103	100	3.0	101			80 - 120	20
Arsenic	BRL	0.004	<0.004	<0.004	NC	103	98.7	4.3	101			80 - 120	20
Barium	BRL	0.002	0.004	0.004	NC	104	100	3.9	101			80 - 120	20
Beryllium	BRL	0.001	<0.001	<0.001	NC	105	102	2.9	103			80 - 120	20
Cadmium	BRL	0.001	<0.001	<0.001	NC	104	100	3.9	101			80 - 120	20
Chromium	BRL	0.001	0.006	0.006	0	105	101	3.9	102			80 - 120	20
Copper	BRL	0.005	0.007	0.008	NC	105	101	3.9	102			80 - 120	20
Lead	BRL	0.001	0.001	<0.001	NC	104	101	2.9	101			80 - 120	20
Nickel	BRL	0.001	0.002	0.002	NC	105	101	3.9	102			80 - 120	20
Selenium	BRL	0.010	<0.010	<0.010	NC	96.9	92.8	4.3	95.1			80 - 120	20
Silver	BRL	0.001	<0.001	<0.001	NC	104	100	3.9	101			80 - 120	20
Vanadium	BRL	0.002	<0.002	<0.002	NC	103	99.8	3.2	101			80 - 120	20
Zinc	BRL	0.004	0.008	0.007	NC	102	98.4	3.6	99.6			80 - 120	20
Comment:													
Additional Criteria: LCS acceptance range is 80-120% MS acceptance range 75-125%.													
QA/QC Batch 672023 (mg/L), QC Sample No: CN79397 5X (CN79395, CN79396, CN79397)													
ICP MS Metals - Aqueous													
Thallium	BRL	0.0005	<0.0005	<0.0005	NC	102	105	2.9	103			80 - 120	20

QA/QC Data

SDG I.D.: GCN79395

Parameter	Blank	Blk RL	Sample Result	Dup Result	Dup RPD	LCS %	LCSD %	LCS RPD	MS %	MSD %	MS RPD	% Rec Limits	% RPD Limits
Comment:													
Additional Criteria: LCS acceptance range is 80-120% MS acceptance range 75-125%.													
QA/QC Batch 672693 (mg/L), QC Sample No: CN81646 5X (CN79399, CN79400, CN79401)													
ICP MS Metals - Aqueous													
Thallium	BRL	0.0005	<0.0002	<0.0002	NC	106	103	2.9	97.6			80 - 120	20
Comment:													
Additional Criteria: LCS acceptance range is 80-120% MS acceptance range 75-125%.													

Environmental Laboratories, Inc.
587 East Middle Turnpike, P.O.Box 370, Manchester, CT 06045
Tel. (860) 645-1102

QA/QC Report

April 19, 2023

QA/QC Data

SDG I.D.: GCN79395

Parameter	Blank	Blk RL	Sample Result	Dup Result	Dup RPD	LCS %	LCSD %	LCS RPD	MS %	MSD %	MS RPD	% Rec Limits	% RPD Limits
QA/QC Batch 672408 (mg/L), QC Sample No: CN79126 (CN79395, CN79396)													
Total Cyanide	BRL	0.010	<0.010	<0.010	NC	92.9			98.5			90 - 110	20
Comment:													
Additional: LCS acceptance range is 80-120% for soils MS acceptance range 75-125% for soils													
QA/QC Batch 673110 (mg/L), QC Sample No: CN81322 (CN79400, CN79401)													
Total Cyanide	BRL	0.010	<0.010	<0.010	NC	92.3			95.0			90 - 110	20
Comment:													
Additional: LCS acceptance range is 80-120% for soils MS acceptance range 75-125% for soils													
QA/QC Batch 672408A (mg/L), QC Sample No: CN81351 (CN79397, CN79399)													
Total Cyanide	BRL	0.010				92.9			97.3			90 - 110	20
Comment:													
This batch does not include a duplicate.													
Additional: LCS acceptance range is 80-120% for soils MS acceptance range 75-125% for soils													

Environmental Laboratories, Inc.
587 East Middle Turnpike, P.O.Box 370, Manchester, CT 06045
Tel. (860) 645-1102

QA/QC Report

April 19, 2023

QA/QC Data

SDG I.D.: GCN79395

Parameter	Blank	Blk RL	LCS %	LCSD %	LCS RPD	MS %	MSD %	MS RPD	% Rec Limits	% RPD Limits	
QA/QC Batch 672196 (mg/L), QC Sample No: CN79130 (CN79395, CN79396)											
TPH by GC (Extractable Products) - Ground Water											
Ext. Petroleum H.C. (C9-C36)	ND	0.10	101	106	4.8	69	97	33.7	60 - 120	30	r
% Terphenyl (surr)	89	%	100	93	7.3	80	90	11.8	50 - 150	20	
Comment:											
Additional surrogate criteria: LCS acceptance range is 60-120% MS acceptance range 50-150%. The ETPH/DRO LCS has been normalized based on the alkane calibration.											
QA/QC Batch 672402 (mg/L), QC Sample No: CN79400 (CN79397, CN79399, CN79400, CN79401)											
TPH by GC (Extractable Products) - Ground Water											
Ext. Petroleum H.C. (C9-C36)	ND	0.10	94	109	14.8				60 - 120	30	
% Terphenyl (surr)	78	%	90	94	4.3				50 - 150	20	
Comment:											
Additional surrogate criteria: LCS acceptance range is 60-120% MS acceptance range 50-150%. The ETPH/DRO LCS has been normalized based on the alkane calibration.											
QA/QC Batch 673135 (mg/L), QC Sample No: CN84491 (CN79399)											
TPH by GC (Extractable Products) - Ground Water											
Ext. Petroleum H.C. (C9-C36)	ND	0.10	103	73	34.1				60 - 120	30	r
% Terphenyl (surr)	60	%	112	77	37.0				50 - 150	20	r
Comment:											
Additional surrogate criteria: LCS acceptance range is 60-120% MS acceptance range 50-150%. The ETPH/DRO LCS has been normalized based on the alkane calibration.											
QA/QC Batch 672222 (ug/L), QC Sample No: CN73820 (CN79395, CN79396, CN79397, CN79399)											
Semivolatiles by SIM, PAH - Ground Water											
2-Methylnaphthalene	ND	0.50	68	88	25.6				30 - 130	20	r
Acenaphthene	ND	0.50	84	82	2.4				30 - 130	20	
Acenaphthylene	ND	0.10	87	60	36.7				30 - 130	20	r
Anthracene	ND	0.10	99	90	9.5				30 - 130	20	
Benz(a)anthracene	ND	0.05	102	98	4.0				30 - 130	20	
Benzo(a)pyrene	ND	0.10	120	96	22.2				30 - 130	20	r
Benzo(b)fluoranthene	ND	0.07	104	99	4.9				30 - 130	20	
Benzo(ghi)perylene	ND	0.02	93	82	12.6				30 - 130	20	
Benzo(k)fluoranthene	ND	0.10	102	93	9.2				30 - 130	20	
Chrysene	ND	0.05	94	90	4.3				30 - 130	20	
Dibenz(a,h)anthracene	ND	0.02	103	94	9.1				30 - 130	20	
Fluoranthene	ND	0.50	94	88	6.6				30 - 130	20	
Fluorene	ND	0.10	91	87	4.5				30 - 130	20	
Indeno(1,2,3-cd)pyrene	ND	0.10	115	104	10.0				30 - 130	20	
Naphthalene	ND	0.50	66	85	25.2				30 - 130	20	r
Phenanthrene	ND	0.06	82	78	5.0				30 - 130	20	
Pyrene	ND	0.07	93	81	13.8				30 - 130	20	
% 2-Fluorobiphenyl	78	%	82	84	2.4				30 - 130	20	
% Nitrobenzene-d5	79	%	98	104	5.9				30 - 130	20	

QA/QC Data

SDG I.D.: GCN79395

Parameter	Blank	Blk RL	LCS %	LCSD %	LCS RPD	MS %	MSD %	MS RPD	% Rec Limits	% RPD Limits
% Terphenyl-d14	85	%	87	87	0.0				30 - 130	20

Comment:

Additional 8270 criteria:20% of compounds can be outside of acceptance criteria as long as recovery is at least 10%. (Acid surrogates acceptance range for aqueous samples: 15-110%, for soils 30-130%)

QA/QC Batch 672247 (ug/L), QC Sample No: CN79673 (CN79400, CN79401)

Semivolatiles by SIM, PAH - Ground Water

2-Methylnaphthalene	ND	0.50	65	64	1.6				30 - 130	20
Acenaphthene	ND	0.50	72	73	1.4				30 - 130	20
Acenaphthylene	ND	0.10	77	79	2.6				30 - 130	20
Anthracene	ND	0.10	89	89	0.0				30 - 130	20
Benz(a)anthracene	ND	0.05	86	82	4.8				30 - 130	20
Benzo(a)pyrene	ND	0.10	114	110	3.6				30 - 130	20
Benzo(b)fluoranthene	ND	0.10	91	86	5.6				30 - 130	20
Benzo(ghi)perylene	ND	0.10	76	75	1.3				30 - 130	20
Benzo(k)fluoranthene	ND	0.10	85	82	3.6				30 - 130	20
Chrysene	ND	0.02	69	67	2.9				30 - 130	20
Dibenz(a,h)anthracene	ND	0.10	88	87	1.1				30 - 130	20
Fluoranthene	ND	0.50	92	91	1.1				30 - 130	20
Fluorene	ND	0.10	80	81	1.2				30 - 130	20
Indeno(1,2,3-cd)pyrene	ND	0.10	101	100	1.0				30 - 130	20
Naphthalene	ND	0.50	64	62	3.2				30 - 130	20
Phenanthrene	ND	0.06	75	75	0.0				30 - 130	20
Pyrene	ND	0.07	93	93	0.0				30 - 130	20
% 2-Fluorobiphenyl	71	%	68	70	2.9				30 - 130	20
% Nitrobenzene-d5	84	%	90	93	3.3				30 - 130	20
% Terphenyl-d14	88	%	97	99	2.0				30 - 130	20

Comment:

Additional 8270 criteria:20% of compounds can be outside of acceptance criteria as long as recovery is at least 10%. (Acid surrogates acceptance range for aqueous samples: 15-110%, for soils 30-130%)

QA/QC Batch 672391 (ug/L), QC Sample No: CN75522 (CN79401 (10X))

Volatiles - Ground Water

Naphthalene	ND	1.0	106	106	0.0				70 - 130	30
% 1,2-dichlorobenzene-d4	100	%	101	99	2.0				70 - 130	30
% Bromofluorobenzene	96	%	102	100	2.0				70 - 130	30
% Dibromofluoromethane	102	%	99	102	3.0				70 - 130	30
% Toluene-d8	98	%	102	100	2.0				70 - 130	30

Comment:

A LCS and LCS Duplicate were performed instead of a matrix spike and matrix spike duplicate.

Additional 8260 criteria: 10% of LCS/LCSD compounds can be outside of acceptance criteria as long as recovery is 40-160%, 25-160% for Chloroethane-HL and Trichlorofluoromethane-HL.

QA/QC Batch 672127 (ug/L), QC Sample No: CN79398 (CN79395, CN79396, CN79397, CN79398, CN79399, CN79400, CN79401)

Volatiles - Ground Water

1,1,1,2-Tetrachloroethane	ND	1.0	108	110	1.8				70 - 130	30
1,1,1-Trichloroethane	ND	1.0	107	106	0.9				70 - 130	30
1,1,2,2-Tetrachloroethane	ND	0.50	99	101	2.0				70 - 130	30
1,1,2-Trichloroethane	ND	1.0	101	100	1.0				70 - 130	30
1,1-Dichloroethane	ND	1.0	106	104	1.9				70 - 130	30
1,1-Dichloroethene	ND	1.0	103	101	2.0				70 - 130	30
1,1-Dichloropropene	ND	1.0	106	107	0.9				70 - 130	30
1,2,3-Trichlorobenzene	ND	1.0	105	105	0.0				70 - 130	30
1,2,3-Trichloropropane	ND	1.0	100	101	1.0				70 - 130	30

QA/QC Data

SDG I.D.: GCN79395

Parameter	Blank	Blk RL	LCS %	LCSD %	LCS RPD	MS %	MSD %	MS RPD	% Rec Limits	% RPD Limits
1,2,4-Trichlorobenzene	ND	1.0	104	105	1.0				70 - 130	30
1,2,4-Trimethylbenzene	ND	1.0	106	107	0.9				70 - 130	30
1,2-Dibromo-3-chloropropane	ND	1.0	99	104	4.9				70 - 130	30
1,2-Dibromoethane	ND	1.0	105	106	0.9				70 - 130	30
1,2-Dichlorobenzene	ND	1.0	104	102	1.9				70 - 130	30
1,2-Dichloroethane	ND	1.0	102	103	1.0				70 - 130	30
1,2-Dichloropropane	ND	1.0	102	102	0.0				70 - 130	30
1,3,5-Trimethylbenzene	ND	1.0	107	107	0.0				70 - 130	30
1,3-Dichlorobenzene	ND	1.0	104	104	0.0				70 - 130	30
1,3-Dichloropropane	ND	1.0	104	105	1.0				70 - 130	30
1,4-Dichlorobenzene	ND	1.0	101	103	2.0				70 - 130	30
2,2-Dichloropropane	ND	1.0	100	97	3.0				70 - 130	30
2-Chlorotoluene	ND	1.0	106	106	0.0				70 - 130	30
2-Hexanone	ND	5.0	97	100	3.0				70 - 130	30
2-Isopropyltoluene	ND	1.0	104	107	2.8				70 - 130	30
4-Chlorotoluene	ND	1.0	107	105	1.9				70 - 130	30
4-Methyl-2-pentanone	ND	5.0	96	94	2.1				70 - 130	30
Acetone	ND	5.0	97	104	7.0				70 - 130	30
Acrylonitrile	ND	5.0	95	98	3.1				70 - 130	30
Benzene	ND	0.70	106	106	0.0				70 - 130	30
Bromobenzene	ND	1.0	107	106	0.9				70 - 130	30
Bromochloromethane	ND	1.0	108	107	0.9				70 - 130	30
Bromodichloromethane	ND	0.50	104	102	1.9				70 - 130	30
Bromoform	ND	1.0	108	110	1.8				70 - 130	30
Bromomethane	ND	1.0	126	114	10.0				70 - 130	30
Carbon Disulfide	ND	1.0	98	97	1.0				70 - 130	30
Carbon tetrachloride	ND	1.0	107	107	0.0				70 - 130	30
Chlorobenzene	ND	1.0	104	106	1.9				70 - 130	30
Chloroethane	ND	1.0	107	103	3.8				70 - 130	30
Chloroform	ND	1.0	105	101	3.9				70 - 130	30
Chloromethane	ND	1.0	105	103	1.9				70 - 130	30
cis-1,2-Dichloroethene	ND	1.0	107	102	4.8				70 - 130	30
cis-1,3-Dichloropropene	ND	0.40	109	107	1.9				70 - 130	30
Dibromochloromethane	ND	0.50	105	110	4.7				70 - 130	30
Dibromomethane	ND	1.0	107	105	1.9				70 - 130	30
Dichlorodifluoromethane	ND	1.0	105	98	6.9				70 - 130	30
Ethylbenzene	ND	1.0	107	110	2.8				70 - 130	30
Hexachlorobutadiene	ND	0.40	102	104	1.9				70 - 130	30
Isopropylbenzene	ND	1.0	106	107	0.9				70 - 130	30
m&p-Xylene	ND	1.0	105	108	2.8				70 - 130	30
Methyl ethyl ketone	ND	5.0	92	98	6.3				70 - 130	30
Methyl t-butyl ether (MTBE)	ND	1.0	103	103	0.0				70 - 130	30
Methylene chloride	ND	1.0	100	99	1.0				70 - 130	30
Naphthalene	ND	1.0	107	108	0.9				70 - 130	30
n-Butylbenzene	ND	1.0	108	108	0.0				70 - 130	30
n-Propylbenzene	ND	1.0	107	109	1.9				70 - 130	30
o-Xylene	ND	1.0	107	109	1.9				70 - 130	30
p-Isopropyltoluene	ND	1.0	106	109	2.8				70 - 130	30
sec-Butylbenzene	ND	1.0	106	106	0.0				70 - 130	30
Styrene	ND	1.0	110	113	2.7				70 - 130	30
tert-Butylbenzene	ND	1.0	107	109	1.9				70 - 130	30
Tetrachloroethene	ND	1.0	105	104	1.0				70 - 130	30
Tetrahydrofuran (THF)	ND	2.5	96	99	3.1				70 - 130	30

QA/QC Data

SDG I.D.: GCN79395

Parameter	Blank	Blk RL	LCS %	LCSD %	LCS RPD	MS %	MSD %	MS RPD	% Rec Limits	% RPD Limits
Toluene	ND	1.0	105	106	0.9				70 - 130	30
trans-1,2-Dichloroethene	ND	1.0	106	104	1.9				70 - 130	30
trans-1,3-Dichloropropene	ND	0.40	107	105	1.9				70 - 130	30
trans-1,4-dichloro-2-butene	ND	5.0	106	103	2.9				70 - 130	30
Trichloroethene	ND	1.0	105	105	0.0				70 - 130	30
Trichlorofluoromethane	ND	1.0	103	104	1.0				70 - 130	30
Trichlorotrifluoroethane	ND	1.0	97	95	2.1				70 - 130	30
Vinyl chloride	ND	1.0	106	101	4.8				70 - 130	30
% 1,2-dichlorobenzene-d4	102	%	99	100	1.0				70 - 130	30
% Bromofluorobenzene	95	%	100	103	3.0				70 - 130	30
% Dibromofluoromethane	100	%	98	99	1.0				70 - 130	30
% Toluene-d8	98	%	100	101	1.0				70 - 130	30

Comment:

A LCS and LCS Duplicate were performed instead of a matrix spike and matrix spike duplicate.

Additional 8260 criteria: 10% of LCS/LCSD compounds can be outside of acceptance criteria as long as recovery is 40-160%, 25-160% for Chloroethane-HL and Trichlorofluoromethane-HL.

r = This parameter is outside laboratory RPD specified recovery limits.

If there are any questions regarding this data, please call Phoenix Client Services at extension 200.

RPD - Relative Percent Difference
LCS - Laboratory Control Sample
LCSD - Laboratory Control Sample Duplicate
MS - Matrix Spike
MS Dup - Matrix Spike Duplicate
NC - No Criteria
Intf - Interference

Phyllis Shiller, Laboratory Director
April 19, 2023

Wednesday, April 19, 2023

Criteria: CT: GBM

State: CT

Sample Criteria Exceedances Report

GCN79395 - GEI

SampNo	Acode	Phoenix Analyte	Criteria	Result	RL	Criteria	RL Criteria	Analysis Units

*** No Data to Display ***

Phoenix Laboratories does not assume responsibility for the data contained in this exceedance report. It is provided as an additional tool to identify requested criteria exceedences. All efforts are made to ensure the accuracy of the data (obtained from appropriate agencies). A lack of exceedence information does not necessarily suggest conformance to the criteria. It is ultimately the site professional's responsibility to determine appropriate compliance.

REASONABLE CONFIDENCE PROTOCOL
LABORATORY ANALYSIS QA/QC CERTIFICATION FORM

Laboratory Name: Phoenix Environmental Labs, Inc. ***Client:*** GEI Consultants

Project Location: ROCKVILLE FORMER MGP ***Project Number:***

Laboratory Sample ID(s): CN79395-CN79401 ***Sampling Date(s):*** 4/7/2023

List RCP Methods Used (e.g., 8260, 8270, et cetera) 6010, 7470/7471, 8260, 8270, ETPH

1	**For each analytical method referenced in this laboratory report package, were all specified QA/QC performance criteria followed, including the requirement to explain any criteria falling outside of acceptable guidelines, as specified in the CT DEP method-specific Reasonable Confidence Protocol documents?**	☑ Yes ☐ No
1A	**Were the method specified preservation and holding time requirements met?**	☑ Yes ☐ No
1B	***VPH and EPH methods only:*** **Was the VPH or EPH method conducted without significant modifications (see section 11.3 of respective RCP methods)**	☐ Yes ☐ No ☑ NA
2	**Were all samples received by the laboratory in a condition consistent with that described on the associated Chain-of-Custody document(s)?**	☑ Yes ☐ No
3	**Were samples received at an appropriate temperature (< 6 Degrees C)?**	☑ Yes ☐ No ☐ NA
4	**Were all QA/QC performance criteria specified in the Reasonable Confidence Protocol documents acheived? See Sections: ETPH Narration, SVOASIM Narration.**	☐ Yes ☑ No
5	**a) Were reporting limits specified or referenced on the chain-of-custody?** **b) Were these reporting limits met?**	☑ Yes ☐ No ☑ Yes ☐ No
6	**For each analytical method referenced in this laboratory report package, were results reported for all constituents identified in the method-specific analyte lists presented in the Reasonable Confidence Protocol documents?**	☐ Yes ☑ No
7	**Are project-specific matrix spikes and laboratory duplicates included in the data set?**	☑ Yes ☐ No

Notes: For all questions to which the response was "No" (with the exception of question #7), additional information must be provided in an attached narrative. If the answer to question #1, #1A or 1B is "No", the data package does not meet the requirements for "Reasonable Confidence". This form may not be altered and all questions must be answered.

I, the undersigned, attest under the pains and penalties of perjury that, to the best of my knowledge and belief and based upon my personal inquiry of those responsible for providing the information contained in this analytical report, such information is accurate and complete.

Authorized Signature: Ethan Lee **Position:** Project Manager

Printed Name: Ethan Lee **Date:** Wednesday, April 19, 2023

Name of Laboratory Phoenix Environmental Labs, Inc.

This certification form is to be used for RCP methods only.

CTDEP RCP Laboratory Analysis QA/QC Certification Form - November 2007
Laboratory Quality Assurance and Quality Control Guidance Reasonable Confidence Protocols

Environmental Laboratories, Inc.
587 East Middle Turnpike, P.O.Box 370, Manchester, CT 06045
Tel. (860) 645-1102 Fax (860) 645-0823

NY # 11301

RCP Certification Report

April 19, 2023

SDG I.D.: GCN79395

SDG Comments

8270 Semi-volatile Organics:
The client requested a short list for 8270 RCP Semivolatile. Only the PAH constituents are reported as requested on the chain-of-custody.

Cyanide Narration

Were all QA/QC performance criteria specified in the Reasonable Confidence Protocol documents achieved? Yes.

Instrument:

LACHAT 04/13/23-1 Robert Looney, Chemist 04/13/23

CN79395 , CN79396 , CN79397 , CN79399

The samples were distilled in accordance with the method.
The initial calibration met criteria.

The calibration check standards (ICV,CCV) were within 15% of true value and were analyzed at a frequencey of one per ten samples.
The continuing calibration blanks (ICB,CCB) had concentrations less than the reporting level.

The method blank, laboratory control sample (LCS), and matrix spike were distilled with the samples.

LACHAT 04/18/23-1 Robert Looney, Chemist 04/18/23

CN79400 , CN79401

The samples were distilled in accordance with the method.
The initial calibration met criteria.

The calibration check standards (ICV,CCV) were within 15% of true value and were analyzed at a frequencey of one per ten samples.
The continuing calibration blanks (ICB,CCB) had concentrations less than the reporting level.

The method blank, laboratory control sample (LCS), and matrix spike were distilled with the samples.

QC (Batch Specific):

Batch 672408 (CN79126)

CN79395, CN79396

All LCS recoveries were within 90 - 110 with the following exceptions: None.
Additional: LCS acceptance range is 80-120% for soils MS acceptance range 75-125% for soils

Batch 672408A (CN81351)

CN79397, CN79399

All LCS recoveries were within 90 - 110 with the following exceptions: None.
This batch does not include a duplicate.
Additional: LCS acceptance range is 80-120% for soils MS acceptance range 75-125% for soils

Batch 673110 (CN81322)

CN79400, CN79401

All LCS recoveries were within 90 - 110 with the following exceptions: None.

Environmental Laboratories, Inc.
587 East Middle Turnpike, P.O.Box 370, Manchester, CT 06045
Tel. (860) 645-1102 Fax (860) 645-0823

NY # 11301

RCP Certification Report

April 19, 2023

SDG I.D.: GCN79395

Cyanide Narration

Additional: LCS acceptance range is 80-120% for soils MS acceptance range 75-125% for soils

ETPH Narration

Were all QA/QC performance criteria specified in the Reasonable Confidence Protocol documents achieved? No.

QC Batch 673135 (Samples: CN79399): -----

The LCS/LCSD RPD exceeds the method criteria for one or more analytes, but these analytes were not reported in the sample(s) so no variability is suspected. (Ext. Petroleum H.C. (C9-C36))

The LCS/LCSD RPD exceeds the method criteria for one or more surrogates, therefore there may be variability in the reported result. (% Terphenyl (surr))

Instrument:

AU-XL1 04/13/23-1 Jeff Bucko, Chemist 04/13/23

CN79397 (1X), CN79400 (1X), CN79401 (1X)

The initial calibration (ETPH314I) RSD for the compound list was less than 30% except for the following compounds: None.
As per section 7.2.3, a discrimination check standard was run (413A005_1) and contained the following outliers: None.
The continuing calibration %D for the compound list was less than 30% except for the following compounds:None.

AU-XL1 04/18/23-1 Jeff Bucko, Chemist 04/18/23

CN79399 (1X)

The initial calibration (ETPH314I) RSD for the compound list was less than 30% except for the following compounds: None.
As per section 7.2.3, a discrimination check standard was run (418A003_1) and contained the following outliers: None.
The continuing calibration %D for the compound list was less than 30% except for the following compounds:None.

AU-XL2 04/12/23-1 Jeff Bucko, Chemist 04/12/23

CN79395 (1X), CN79396 (1X)

The initial calibration (ETPH116I) RSD for the compound list was less than 30% except for the following compounds: None.
As per section 7.2.3, a discrimination check standard was run (412A003_1) and contained the following outliers: None.
The continuing calibration %D for the compound list was less than 30% except for the following compounds:None.

QC (Batch Specific):

Batch 672196 (CN79130)

CN79395, CN79396

All LCS recoveries were within 60 - 120 with the following exceptions: None.
All LCSD recoveries were within 60 - 120 with the following exceptions: None.
All LCS/LCSD RPDs were less than 30% with the following exceptions: None.
Additional surrogate criteria: LCS acceptance range is 60-120% MS acceptance range 50-150%. The ETPH/DRO LCS has been normalized based on the alkane calibration.

Batch 672402 (CN79400)

CN79397, CN79399, CN79400, CN79401

All LCS recoveries were within 60 - 120 with the following exceptions: None.
All LCSD recoveries were within 60 - 120 with the following exceptions: None.
All LCS/LCSD RPDs were less than 30% with the following exceptions: None.
Additional surrogate criteria: LCS acceptance range is 60-120% MS acceptance range 50-150%. The ETPH/DRO LCS has been

Environmental Laboratories, Inc.
587 East Middle Turnpike, P.O.Box 370, Manchester, CT 06045
Tel. (860) 645-1102 Fax (860) 645-0823

ACCREDITED IN ACCORDANCE WITH nelac NY # 11301

RCP Certification Report

April 19, 2023

SDG I.D.: GCN79395

ETPH Narration

normalized based on the alkane calibration.

Batch 673135 (CN84491)

CN79399

All LCS recoveries were within 60 - 120 with the following exceptions: None.
All LCSD recoveries were within 60 - 120 with the following exceptions: None.
All LCS/LCSD RPDs were less than 30% with the following exceptions: % Terphenyl (surr)(37.0%), Ext. Petroleum H.C. (C9-C36)(34.1%)
Additional surrogate criteria: LCS acceptance range is 60-120% MS acceptance range 50-150%. The ETPH/DRO LCS has been normalized based on the alkane calibration.

Mercury Narration

Were all QA/QC performance criteria specified in the analytical method achieved? Yes.

Instrument:

MERLIN 04/11/23 16:08 Alexander Latka, Chemist 04/11/23

CN79395, CN79396, CN79397, CN79399, CN79400, CN79401

The method preparation blank, ICB, and CCBs contain all of the acids and reagents as the samples.
The initial calibration met all criteria including a standard run at or below the reporting level.
All calibration verification standards (ICV, CCV) met criteria.
All calibration blank verification standards (ICB, CCB) met criteria.
The matrix spike sample is used to identify spectral interference for each batch of samples, if within 85-115%, no interference is observed and no further action is taken.
The following Initial Calibration Verification (ICV) compounds did not meet criteria: None.
The following Continuing Calibration Verification (CCV) compounds did not meet criteria: None.

QC (Batch Specific):

Batch 672103 (CN79602)

CN79395, CN79396, CN79397, CN79399, CN79400, CN79401

All LCS recoveries were within 80 - 120 with the following exceptions: None.
Additional Mercury criteria: LCS acceptance range for waters is 80-120% and for soils is 70-130%. MS acceptance range is 75-125%.

ICP Metals Narration

Were all QA/QC performance criteria specified in the analytical method achieved? Yes.

Instrument:

ARCOS 04/15/23 11:55 Cindy Pearce, Chemist 04/15/23

CN79397, CN79399, CN79400, CN79401

Additional criteria for CCV and ICSAB:
Sodium and Potassium are poor performing elements, the laboratory's in-house limits are 85-115% (CCV) and 70-130% (ICSAB).The linear range is defined daily by the calibration range.
The following Initial Calibration Verification (ICV) compounds did not meet criteria: None.
The following Continuing Calibration Verification (CCV) compounds did not meet criteria: None.
The following ICP Interference Check (ICSAB) compounds did not meet criteria: None.

Environmental Laboratories, Inc.
587 East Middle Turnpike, P.O.Box 370, Manchester, CT 06045
Tel. (860) 645-1102 Fax (860) 645-0823

ACCREDITED IN ACCORDANCE WITH nelac NY # 11301

Certification Report

April 19, 2023

SDG I.D.: GCN79395

ICP Metals Narration

ARCOS 04/17/23 11:40 Cindy Pearce, Chemist 04/17/23

CN79395, CN79396

Additional criteria for CCV and ICSAB:
Sodium and Potassium are poor performing elements, the laboratory's in-house limits are 85-115% (CCV) and 70-130% (ICSAB).The linear range is defined daily by the calibration range.
The following Initial Calibration Verification (ICV) compounds did not meet criteria: None.
The following Continuing Calibration Verification (CCV) compounds did not meet criteria: None.
The following ICP Interference Check (ICSAB) compounds did not meet criteria: None.

BLUE 04/12/23 08:09 Cindy Pearce, Chemist 04/12/23

CN79395, CN79396

The initial calibration met criteria.
The continuing calibration standards met criteria for all the elements reported. The linear range is defined daily by the calibration range.
The continuing calibration blanks were less than the reporting level for the elements reported.
The ICSA and ICSAB were analyzed at the beginning and end of the run and were within criteria.The linear range is defined daily by the calibration range.
The following Initial Calibration Verification (ICV) compounds did not meet criteria: None.
The following Continuing Calibration Verification (CCV) compounds did not meet criteria: None.
The following ICP Interference Check (ICSAB) compounds did not meet criteria: None.

QC (Batch Specific):

Batch 672186 (CN79152)

CN79395, CN79396

All LCS recoveries were within 80 - 120 with the following exceptions: None.
All LCSD recoveries were within 80 - 120 with the following exceptions: None.
All LCS/LCSD RPDs were less than 20% with the following exceptions: None.
Additional Criteria: LCS acceptance range is 80-120% MS acceptance range 75-125%.

Batch 672242 (CN80482)

CN79397, CN79399, CN79400, CN79401

All LCS recoveries were within 80 - 120 with the following exceptions: None.
All LCSD recoveries were within 80 - 120 with the following exceptions: None.
All LCS/LCSD RPDs were less than 20% with the following exceptions: None.
Additional Criteria: LCS acceptance range is 80-120% MS acceptance range 75-125%.

ICPMS Metals Narration

Were all QA/QC performance criteria specified in the analytical method achieved? Yes.

Instrument:

ICPMS 04/12/23 10:25 Cindy Pearce, Chemist 04/12/23

CN79397

The linear range is defined daily by the calibration range.
The following Initial Calibration Verification (ICV) compounds did not meet criteria: None.
The following Continuing Calibration Verification (CCV) compounds did not meet criteria: None.
The following samples did not meet internal standard criteria: None.

Environmental Laboratories, Inc.
587 East Middle Turnpike, P.O.Box 370, Manchester, CT 06045
Tel. (860) 645-1102 Fax (860) 645-0823

NY # 11301

Certification Report

April 19, 2023

SDG I.D.: GCN79395

ICPMS Metals Narration

ICPMS 04/12/23 21:50 Cindy Pearce, Chemist 04/12/23

CN79395, CN79396

The linear range is defined daily by the calibration range.
The following Initial Calibration Verification (ICV) compounds did not meet criteria: None.
The following Continuing Calibration Verification (CCV) compounds did not meet criteria: None.
The following samples did not meet internal standard criteria: None.

ICPMS 04/14/23 13:14 Cindy Pearce, Chemist 04/14/23

CN79399, CN79400, CN79401

The linear range is defined daily by the calibration range.
The following Initial Calibration Verification (ICV) compounds did not meet criteria: None.
The following Continuing Calibration Verification (CCV) compounds did not meet criteria: None.
The following samples did not meet internal standard criteria: None.

QC (Batch Specific):

Batch 672693 (CN81646)

CN79399, CN79400, CN79401

All LCS recoveries were within 80 - 120 with the following exceptions: None.
All LCSD recoveries were within 80 - 120 with the following exceptions: None.
All LCS/LCSD RPDs were less than 20% with the following exceptions: None.
Additional Criteria: LCS acceptance range is 80-120% MS acceptance range 75-125%.

QC (Site Specific):

Batch 672023 (CN79397)

CN79395, CN79396, CN79397

All LCS recoveries were within 80 - 120 with the following exceptions: None.
All LCSD recoveries were within 80 - 120 with the following exceptions: None.
All LCS/LCSD RPDs were less than 20% with the following exceptions: None.
All MS recoveries were within 75 - 125 with the following exceptions: None.
Additional Criteria: LCS acceptance range is 80-120% MS acceptance range 75-125%.

SVOA Narration

Were all QA/QC performance criteria specified in the Reasonable Confidence Protocol documents achieved? Yes.

Instrument:

CHEM28 04/13/23-1 Adam Werner, Chemist 04/13/23

CN79401 (1X)

For 8270 full list, the DDT breakdown and pentachlorophenol & benzidine peak tailing were evaluated in the DFTPP tune and were found to be in control.
For 8270 BN list, benzidine peak tailing was evaluated in the DFTPP tune and was found to be in control.

Initial Calibration Evaluation (CHEM28/28_SPLIT_0406):
100% of target compounds met criteria.
The following compounds had %RSDs >20%: None.
The following compounds did not meet recommended response factors: None.

Environmental Laboratories, Inc.
587 East Middle Turnpike, P.O.Box 370, Manchester, CT 06045
Tel. (860) 645-1102 Fax (860) 645-0823

RCP Certification Report

April 19, 2023

SDG I.D.: GCN79395

SVOA Narration

The following compounds did not meet a minimum response factors: None.

Continuing Calibration Verification (CHEM28/0413_04-28_SPLIT_0406):
Internal standard areas were within 50 to 200% of the initial calibration with the following exceptions: None.
100% of target compounds met criteria.
The following compounds did not meet % deviation criteria: None.
The following compounds did not meet maximum % deviations: None.
The following compounds did not meet recommended response factors: None.
The following compounds did not meet minimum response factors: None.

CHEM28 04/15/23-1 Matt Richard, Chemist 04/15/23

CN79401 (5X)

For 8270 full list, the DDT breakdown and pentachlorophenol & benzidine peak tailing were evaluated in the DFTPP tune and were found to be in control.
For 8270 BN list, benzidine peak tailing was evaluated in the DFTPP tune and was found to be in control.

Initial Calibration Evaluation (CHEM28/28_SPLIT_0406):
100% of target compounds met criteria.
The following compounds had %RSDs >20%: None.
The following compounds did not meet recommended response factors: None.
The following compounds did not meet a minimum response factors: None.

Continuing Calibration Verification (CHEM28/0415_03-28_SPLIT_0406):
Internal standard areas were within 50 to 200% of the initial calibration with the following exceptions: None.
100% of target compounds met criteria.
The following compounds did not meet % deviation criteria: None.
The following compounds did not meet maximum % deviations: None.
The following compounds did not meet recommended response factors: None.
The following compounds did not meet minimum response factors: None.

QC (Batch Specific):

Batch 672222 (CN73820)

CN79395, CN79396, CN79397, CN79399

All LCS recoveries were within 30 - 130 with the following exceptions: None.
All LCSD recoveries were within 30 - 130 with the following exceptions: None.
All LCS/LCSD RPDs were less than 20% with the following exceptions: 2-Methylnaphthalene(25.6%), Acenaphthylene(36.7%), Benzo(a)pyrene(22.2%), Naphthalene(25.2%)
Additional 8270 criteria:20% of compounds can be outside of acceptance criteria as long as recovery is at least 10%. (Acid surrogates acceptance range for aqueous samples: 15-110%, for soils 30-130%)
Additional 8270 criteria: 20% of compounds can be outside of acceptance criteria as long as recovery is at least 10%. (Acid surrogates acceptance range for aqueous samples: 15-110%, for soils 30-130%)

Batch 672247 (CN79673)

CN79400, CN79401

All LCS recoveries were within 30 - 130 with the following exceptions: None.
All LCSD recoveries were within 30 - 130 with the following exceptions: None.
All LCS/LCSD RPDs were less than 20% with the following exceptions: None.
Additional 8270 criteria:20% of compounds can be outside of acceptance criteria as long as recovery is at least 10%. (Acid

Environmental Laboratories, Inc.
587 East Middle Turnpike, P.O.Box 370, Manchester, CT 06045
Tel. (860) 645-1102 Fax (860) 645-0823

RCP Certification Report

April 19, 2023

SDG I.D.: GCN79395

SVOA Narration

surrogates acceptance range for aqueous samples: 15-110%, for soils 30-130%)
Additional 8270 criteria: 20% of compounds can be outside of acceptance criteria as long as recovery is at least 10%. (Acid surrogates acceptance range for aqueous samples: 15-110%, for soils 30-130%)

SVOASIM Narration

Were all QA/QC performance criteria specified in the Reasonable Confidence Protocol documents achieved? No.

QC Batch 672222 (Samples: CN79395, CN79396, CN79397, CN79399): -----

The LCS/LCSD RPD exceeds the method criteria for one or more analytes, but these analytes were not reported in the sample(s) so no variability is suspected. (2-Methylnaphthalene, Acenaphthylene, Benzo(a)pyrene, Naphthalene)

Instrument:

CHEM27 04/12/23-1 Adam Werner, Chemist 04/12/23

CN79400 (1X), CN79401 (1X)

For 8270 BN list, benzidine peak tailing was evaluated in the DFTPP tune and was found to be in control.

Initial Calibration Evaluation (CHEM27/27_BNSIM18_0406):
100% of target compounds met criteria.
The following compounds had %RSDs >20%: None.
The following compounds did not meet recommended response factors: None.
The following compounds did not meet a minimum response factors: None.

Continuing Calibration Verification (CHEM27/0412_03-27_BNSIM18_0406):
Internal standard areas were within 50 to 200% of the initial calibration with the following exceptions: None.
95% of target compounds met criteria.
The following compounds did not meet % deviation criteria: Benzo(a)pyrene 39%H (30%)
The following compounds did not meet maximum % deviations: None.
The following compounds did not meet recommended response factors: None.
The following compounds did not meet minimum response factors: None.

CHEM33 04/12/23-1 Adam Werner, Chemist 04/12/23

CN79395 (1X), CN79396 (1X), CN79397 (1X), CN79399 (1X)

Initial Calibration Evaluation (CHEM33/33_PAHSIM_0324):
100% of target compounds met criteria.
The following compounds had %RSDs >20%: None.
The following compounds did not meet recommended response factors: None.
The following compounds did not meet a minimum response factors: None.

Continuing Calibration Verification (CHEM33/0412_03-33_PAHSIM_0324):
Internal standard areas were within 50 to 200% of the initial calibration with the following exceptions: None.
100% of target compounds met criteria.
The following compounds did not meet % deviation criteria: None.
The following compounds did not meet maximum % deviations: None.
The following compounds did not meet recommended response factors: None.
The following compounds did not meet minimum response factors: None.

Environmental Laboratories, Inc.
587 East Middle Turnpike, P.O.Box 370, Manchester, CT 06045
Tel. (860) 645-1102 Fax (860) 645-0823

ACCREDITED IN ACCORDANCE WITH nelac NY # 11301

RCP Certification Report

April 19, 2023

SDG I.D.: GCN79395

SVOASIM Narration

QC (Batch Specific):

Batch 672222 (CN73820)

CN79395, CN79396, CN79397, CN79399

All LCS recoveries were within 30 - 130 with the following exceptions: None.
All LCSD recoveries were within 30 - 130 with the following exceptions: None.
All LCS/LCSD RPDs were less than 20% with the following exceptions: 2-Methylnaphthalene(25.6%), Acenaphthylene(36.7%), Benzo(a)pyrene(22.2%), Naphthalene(25.2%)
Additional 8270 criteria:20% of compounds can be outside of acceptance criteria as long as recovery is at least 10%. (Acid surrogates acceptance range for aqueous samples: 15-110%, for soils 30-130%)

Batch 672247 (CN79673)

CN79400, CN79401

All LCS recoveries were within 30 - 130 with the following exceptions: None.
All LCSD recoveries were within 30 - 130 with the following exceptions: None.
All LCS/LCSD RPDs were less than 20% with the following exceptions: None.
Additional 8270 criteria:20% of compounds can be outside of acceptance criteria as long as recovery is at least 10%. (Acid surrogates acceptance range for aqueous samples: 15-110%, for soils 30-130%)

VOA Narration

Were all QA/QC performance criteria specified in the Reasonable Confidence Protocol documents achieved? Yes.

Instrument:

CHEM15 04/10/23-3 Michael Hahn, Chemist 04/10/23

CN79395 (1X), CN79396 (1X), CN79397 (1X), CN79398 (1X), CN79399 (1X), CN79400 (1X), CN79401 (1X)

Initial Calibration Evaluation (CHEM15/VOA15-041023):
100% of target compounds met criteria.
The following compounds had %RSDs >20%: None.
The following compounds did not meet Table 4 recommended minimum response factors: Acetone 0.094 (0.1)
The following compounds did not meet the minimum response factor of 0.05: None.

Continuing Calibration Verification (CHEM15/0410_14-VOA15-041023):
Internal standard areas were within 50 to 200% of the initial calibration with the following exceptions: None.
100% of target compounds met criteria.
The following compounds did not meet % deviation criteria: None.
The following compounds did not meet maximum % deviations: None.
The following compounds did not meet Table 4 recommended minimum response factors: None.

CHEM15 04/11/23-1 Michael Hahn, Chemist 04/11/23

CN79401 (10X)

Initial Calibration Evaluation (CHEM15/VOA15-041023):
100% of target compounds met criteria.
The following compounds had %RSDs >20%: None.
The following compounds did not meet Table 4 recommended minimum response factors: None.
The following compounds did not meet the minimum response factor of 0.05: None.

Continuing Calibration Verification (CHEM15/0411_02-VOA15-041023):
Internal standard areas were within 50 to 200% of the initial calibration with the following exceptions: None.

Environmental Laboratories, Inc.
587 East Middle Turnpike, P.O.Box 370, Manchester, CT 06045
Tel. (860) 645-1102 Fax (860) 645-0823

ACCREDITED IN ACCORDANCE WITH nelac NY # 11301

RCP Certification Report

April 19, 2023

SDG I.D.: GCN79395

VOA Narration

100% of target compounds met criteria.
The following compounds did not meet % deviation criteria: None.
The following compounds did not meet maximum % deviations: None.
The following compounds did not meet Table 4 recommended minimum response factors: None.

QC (Batch Specific):

Batch 672127 (CN79398) CHEM15 4/10/2023-3

CN79395(1X), CN79396(1X), CN79397(1X), CN79398(1X), CN79399(1X), CN79400(1X), CN79401(1X)

All LCS recoveries were within 70 - 130 with the following exceptions: None.
All LCSD recoveries were within 70 - 130 with the following exceptions: None.
All LCS/LCSD RPDs were less than 30% with the following exceptions: None.
A LCS and LCS Duplicate were performed instead of a matrix spike and matrix spike duplicate.
Additional 8260 criteria: 10% of LCS/LCSD compounds can be outside of acceptance criteria as long as recovery is 40-160%, 25-160% for Chloroethane-HL and Trichlorofluoromethane-HL.

Batch 672391 (CN75522) CHEM15 4/11/2023-1

CN79401(10X)

All LCS recoveries were within 70 - 130 with the following exceptions: None.
All LCSD recoveries were within 70 - 130 with the following exceptions: None.
All LCS/LCSD RPDs were less than 30% with the following exceptions: None.
A LCS and LCS Duplicate were performed instead of a matrix spike and matrix spike duplicate.
Additional 8260 criteria: 10% of LCS/LCSD compounds can be outside of acceptance criteria as long as recovery is 40-160%, 25-160% for Chloroethane-HL and Trichlorofluoromethane-HL.

Temperature Narration

The samples were received at 1.8C with cooling initiated.
(Note acceptance criteria for relevant matrices is above freezing up to 6°C)

Cooler: Yes ☑ No ☐
Coolant: IPK ☐ ICE ☐ No ☐

PHOENIX
Environmental Laboratories, Inc.

CHAIN OF CUSTODY RECORD

587 East Middle Turnpike, P.O. Box 370, Manchester, CT 06040
Email Makrina Nolan: makrina@phoenixlabs.com Fax (860) 645-0823
Client Services (860) 645-1102

Temp 1.8 °C Pg of

Data Delivery/Contact Options:
☐ Fax:
☐ Phone:
☐ Email:

Customer: GEI Consultants Inc.
Address: 455 Winding Brook Drive
Suite 201
Glastonbury, CT, 06033

Project: Rockville former MGP
Report to: JHolden@geiconsultants.com
Invoice to: GEIpayables@geiconsultants.com
QUOTE #

Project P.O: 220013 8 - 1.4

This section MUST be completed with Bottle Quantities.

Sampler's Signature: Julia Farnham Date: 4/7/23

Client Sample - Information - Identification

Matrix Code:
DW=Drinking Water **GW**=Ground Water **SW**=Surface Water **WW**=Waste Water
RW=Raw Water **SE**=Sediment **SL**=Sludge **S**=Soil **SD**=Solid **W**=Wipe **OIL**=Oil
B=Bulk **L**=Liquid **X** = _____(Other)

Analysis Request

PHOENIX USE ONLY SAMPLE #	Customer Sample Identification	Sample Matrix	Date Sampled	Time Sampled	PAHs (8270D)	VOCs (8260C)	Total PSR Metals	CT ETPH	Total CN 9012	MS/MSD*	GL Amber 8 oz. [ ] H3PO4 [ ] NAHSO4	Soil VOA Vials [ ] methanol [ ] H2O	GL Soil container ( ) oz	GL Soil container ( ) oz	40 ml VOA Vial [ ] As is [X] HCL	GL Amber 1000ml [X] As is [ ] H2SO4	PL As is [ ] 250ml [ ] 500ml [ ] 1000ml	PL H2SO4 [X] 250ml [ ] 500ml	PL HNO3 250ml	PL NaOH 250ml	Bacteria Bottle w/thio	Bacteria Bottle as is
79395	MW-44M	GW	4/7/23	0940	X	X	X	X	X								3	3		1	1				
79396	MW-44S	GW		1050	X	X	X	X	X								3	3		1	1				
79397	MW-40S	GW		1150	X	X	X	X	X								3	3		1	1				
79398	TB-040723	W		—		X											1								
79399	MW-45S	GW		1300	X	X	X	X	X								3	3		1	1				
79400	MW-45M	GW		1400	X	X	X	X	X								3	3		1	1				
79401	MW-3DR	GW	↓	1545	X	X	X	X	X								3	3		1	1				

Relinquished by:	Accepted by:	Date:	Time:
Julia Farnham		4/7/23	1730
		4/10	915

Comments, Special Requirements or Regulations:
cc: RPerryman@geiconsultants.com
JFarnham@geiconsultants.com

*MS/MSD are considered site samples and will be billed as such in accordance with the prices quoted.

Turnaround Time:
☐ 1 Day*
☐ 2 Days*
☐ 3 Days*
☒ Standard
☐ Other
* SURCHARGE APPLIES

RI
☐ (Residential) Direct Exposure
☐ (Comm/Industrial) Direct Exposure
☐ GA Leachability
☐ GB Leachability
☐ GA-GW Objectives
☐ GB-GW Objectives

CT
☒ RCP Cert
☐ GW Protection
☐ SW Protection
☐ GA Mobility
☒ GB Mobility
☐ Residential DEC
☐ I/C DEC
☐ Other

MA
☐ MCP Certification
☐ GW-1 ☐ MWRA eSMART
☐ GW-2 ☐ S-1 10% CALC
☐ GW-3
☐ S-1 GW-1 ☐ S-1 GW-2 ☐ S-1 GW-3
☐ S-2 GW-1 ☐ S-2 GW-2 ☐ S-2 GW-3
☐ S-3 GW-1 ☐ S-3 GW-2 ☐ S-3 GW-3
☐ SW Protection

State where samples were collected: CT

Data Format
☒ Excel
☒ PDF
☐ GIS/Key
☒ EQuIS
☐ Other

Data Package
☐ Tier II Checklist
☐ Full Data Package*
☒ Phoenix Std Report
☐ Other
* SURCHARGE APPLIES

PEL-126 REV. 03/22

The Connecticut Light and Power Company
d/b/a Eversource Energy
Docket No. 26-05-10
Date Issued September 29, 2026
RSR-032 Attachment 4
Page 352 of 570

PHOENIX
Environmental Laboratories, Inc.

Monday, July 31, 2023

Attn:Jeffrey Holden
GEI Consultants
455 Winding Brook Drive
Suite 201
Glastonbury, CT 06033

Project ID: ROCKVILLE FORMER MGP
SDG ID: GCO50782
Sample ID#s: CO50782 - CO50786

This laboratory is in compliance with the NELAC requirements of procedures used except where indicated.

This report contains results for the parameters tested, under the sampling conditions described on the Chain Of Custody, as received by the laboratory. This report is incomplete unless all pages indicated in the pagination at the bottom of the page are included.

A scanned version of the COC form accompanies the analytical report and is an exact duplicate of the original.

If you are the client above and have any questions concerning this testing, please do not hesitate to contact Phoenix Client Services at ext.200. The contents of this report cannot be discussed with anyone other than the client listed above without their written consent.

Sincerely yours,

Phyllis Shiller
Laboratory Director

NELAC - #NY11301
CT Lab Registration #PH-0618
MA Lab Registration #M-CT007
ME Lab Registration #CT-007
NH Lab Registration #213693-A,B
NJ Lab Registration #CT-003
NY Lab Registration #11301
PA Lab Registration #68-03530
RI Lab Registration #63
VT Lab Registration #VT11301

PHOENIX
Environmental Laboratories, Inc.
587 East Middle Turnpike, P.O.Box 370, Manchester, CT 06045
Tel. (860) 645-1102 Fax (860) 645-0823

ACCREDITED IN ACCORDANCE WITH nelac NY # 11301

SDG Comments

July 31, 2023

SDG I.D.: GCO50782

Volatile 8260 analysis:
1,2-Dibromoethane and 1,2-Dibromo-3-chloropropane do not meet GWP criteria, these compounds are analyzed by GC/ECD to achieve this criteria.

Environmental Laboratories, Inc.
587 East Middle Turnpike, P.O.Box 370, Manchester, CT 06045
Tel. (860) 645-1102 Fax (860) 645-0823

Sample Id Cross Reference

July 31, 2023

SDG I.D.: GCO50782

Project ID: ROCKVILLE FORMER MGP

Client Id	Lab Id	Matrix
MW-43S	CO50782	GROUND WATER
MW-43M	CO50783	GROUND WATER
MW-41S	CO50784	GROUND WATER
MW-29S	CO50785	GROUND WATER
TB-071423	CO50786	GROUND WATER

Environmental Laboratories, Inc.
587 East Middle Turnpike, P.O.Box 370, Manchester, CT 06045
Tel. (860) 645-1102 Fax (860) 645-0823

Analysis Report

July 31, 2023

FOR: Attn:Jeffrey Holden
GEI Consultants
455 Winding Brook Drive
Suite 201
Glastonbury, CT 06033

Sample Information		Custody Information		Date	Time
Matrix:	GROUND WATER	Collected by:		07/14/23	9:15
Location Code:	GEI-EVER	Received by:	SR1	07/14/23	11:24
Rush Request:	Standard	Analyzed by:	see "By" below		
P.O.#:	2200138-1.4				

Laboratory Data

SDG ID: GCO50782
Phoenix ID: CO50782

Project ID: ROCKVILLE FORMER MGP
Client ID: MW-43S

Parameter	Result	RL/ PQL	Units	Dilution	Date/Time	By	Reference
Silver	< 0.001	0.001	mg/L	1	07/31/23	TH	SW6010D
Arsenic	< 0.004	0.004	mg/L	1	07/31/23	TH	SW6010D
Barium	0.202	0.002	mg/L	1	07/31/23	TH	SW6010D
Beryllium	< 0.001	0.001	mg/L	1	07/31/23	TH	SW6010D
Cadmium	< 0.001	0.001	mg/L	1	07/31/23	TH	SW6010D
Chromium	< 0.001	0.001	mg/L	1	07/31/23	TH	SW6010D
Copper	< 0.005	0.005	mg/L	1	07/31/23	TH	SW6010D
Mercury	< 0.0002	0.0002	mg/L	1	07/17/23	PM	SW7470A
Nickel	< 0.001	0.001	mg/L	1	07/31/23	TH	SW6010D
Lead	< 0.001	0.001	mg/L	1	07/31/23	TH	SW6010D
Antimony	< 0.005	0.005	mg/L	1	07/31/23	TH	SW6010D
Selenium	< 0.010	0.010	mg/L	1	07/31/23	TH	SW6010D
Thallium	< 0.0005	0.0005	mg/L	5	07/18/23	MGH	SW6020B
Vanadium	< 0.002	0.002	mg/L	1	07/31/23	TH	SW6010D
Zinc	< 0.004	0.004	mg/L	1	07/31/23	TH	SW6010D
Total Cyanide	< 0.010	0.010	mg/L	1	07/18/23	CL/NP/DK	SW9010C/SW9012B
Extraction of ETPH	Completed				07/17/23	X/K	SW3510C/SW3520C
Mercury Digestion	Completed				07/15/23	ZT/ZT	SW7470A
Semi-Volatile Extraction	Completed				07/17/23	X/K	SW3520C
Total Metals Digestion	Completed				07/14/23	AG	SW3010A
Total Metals Digestion MS	Completed				07/17/23	AG	SW3010A
TPH by GC (Extractable Products)							
Ext. Petroleum H.C. (C9-C36)	ND	0.066	mg/L	1	07/18/23	JRB	CTETPH
Identification	ND		mg/L	1	07/18/23	JRB	CTETPH
QA/QC Surrogates							
% Terphenyl (surr)	83		%	1	07/18/23	JRB	50 - 150 %

Ver 1

Project ID: ROCKVILLE FORMER MGP
Client ID: MW-43S

Phoenix I.D.: CO50782

Parameter	Result	RL/ PQL	Units	Dilution	Date/Time	By	Reference
Volatiles							
1,1,1,2-Tetrachloroethane	ND	1.0	ug/L	1	07/18/23	MH	SW8260C
1,1,1-Trichloroethane	ND	1.0	ug/L	1	07/18/23	MH	SW8260C
1,1,2,2-Tetrachloroethane	ND	0.50	ug/L	1	07/18/23	MH	SW8260C
1,1,2-Trichloroethane	ND	1.0	ug/L	1	07/18/23	MH	SW8260C
1,1-Dichloroethane	ND	1.0	ug/L	1	07/18/23	MH	SW8260C
1,1-Dichloroethene	ND	1.0	ug/L	1	07/18/23	MH	SW8260C
1,1-Dichloropropene	ND	1.0	ug/L	1	07/18/23	MH	SW8260C
1,2,3-Trichlorobenzene	ND	1.0	ug/L	1	07/18/23	MH	SW8260C
1,2,3-Trichloropropane	ND	1.0	ug/L	1	07/18/23	MH	SW8260C
1,2,4-Trichlorobenzene	ND	1.0	ug/L	1	07/18/23	MH	SW8260C
1,2,4-Trimethylbenzene	ND	1.0	ug/L	1	07/18/23	MH	SW8260C
1,2-Dibromo-3-chloropropane	ND	0.50	ug/L	1	07/18/23	MH	SW8260C
1,2-Dibromoethane	ND	0.25	ug/L	1	07/18/23	MH	SW8260C
1,2-Dichlorobenzene	ND	1.0	ug/L	1	07/18/23	MH	SW8260C
1,2-Dichloroethane	ND	0.60	ug/L	1	07/18/23	MH	SW8260C
1,2-Dichloropropane	ND	1.0	ug/L	1	07/18/23	MH	SW8260C
1,3,5-Trimethylbenzene	ND	1.0	ug/L	1	07/18/23	MH	SW8260C
1,3-Dichlorobenzene	ND	1.0	ug/L	1	07/18/23	MH	SW8260C
1,3-Dichloropropane	ND	1.0	ug/L	1	07/18/23	MH	SW8260C
1,4-Dichlorobenzene	ND	1.0	ug/L	1	07/18/23	MH	SW8260C
2,2-Dichloropropane	ND	1.0	ug/L	1	07/18/23	MH	SW8260C
2-Chlorotoluene	ND	1.0	ug/L	1	07/18/23	MH	SW8260C
2-Hexanone	ND	5.0	ug/L	1	07/18/23	MH	SW8260C
2-Isopropyltoluene	ND	1.0	ug/L	1	07/18/23	MH	SW8260C
4-Chlorotoluene	ND	1.0	ug/L	1	07/18/23	MH	SW8260C
4-Methyl-2-pentanone	ND	5.0	ug/L	1	07/18/23	MH	SW8260C
Acetone	ND	25	ug/L	1	07/18/23	MH	SW8260C
Acrylonitrile	ND	0.50	ug/L	1	07/18/23	MH	SW8260C
Benzene	ND	0.70	ug/L	1	07/18/23	MH	SW8260C
Bromobenzene	ND	1.0	ug/L	1	07/18/23	MH	SW8260C
Bromochloromethane	ND	1.0	ug/L	1	07/18/23	MH	SW8260C
Bromodichloromethane	ND	0.50	ug/L	1	07/18/23	MH	SW8260C
Bromoform	ND	1.0	ug/L	1	07/18/23	MH	SW8260C
Bromomethane	ND	1.0	ug/L	1	07/18/23	MH	SW8260C
Carbon Disulfide	ND	5.0	ug/L	1	07/18/23	MH	SW8260C
Carbon tetrachloride	ND	1.0	ug/L	1	07/18/23	MH	SW8260C
Chlorobenzene	ND	1.0	ug/L	1	07/18/23	MH	SW8260C
Chloroethane	ND	1.0	ug/L	1	07/18/23	MH	SW8260C
Chloroform	ND	1.0	ug/L	1	07/18/23	MH	SW8260C
Chloromethane	ND	1.0	ug/L	1	07/18/23	MH	SW8260C
cis-1,2-Dichloroethene	ND	1.0	ug/L	1	07/18/23	MH	SW8260C
cis-1,3-Dichloropropene	ND	0.40	ug/L	1	07/18/23	MH	SW8260C
Dibromochloromethane	ND	0.50	ug/L	1	07/18/23	MH	SW8260C
Dibromomethane	ND	1.0	ug/L	1	07/18/23	MH	SW8260C
Dichlorodifluoromethane	ND	1.0	ug/L	1	07/18/23	MH	SW8260C
Ethylbenzene	ND	1.0	ug/L	1	07/18/23	MH	SW8260C
Hexachlorobutadiene	ND	0.40	ug/L	1	07/18/23	MH	SW8260C
Isopropylbenzene	ND	1.0	ug/L	1	07/18/23	MH	SW8260C

Ver 1

Project ID: ROCKVILLE FORMER MGP
Client ID: MW-43S

Phoenix I.D.: CO50782

Parameter	Result	RL/ PQL	Units	Dilution	Date/Time	By	Reference
m&p-Xylene	ND	1.0	ug/L	1	07/18/23	MH	SW8260C
Methyl ethyl ketone	ND	5.0	ug/L	1	07/18/23	MH	SW8260C
Methyl t-butyl ether (MTBE)	ND	1.0	ug/L	1	07/18/23	MH	SW8260C
Methylene chloride	ND	1.0	ug/L	1	07/18/23	MH	SW8260C
Naphthalene	ND	1.0	ug/L	1	07/18/23	MH	SW8260C
n-Butylbenzene	ND	1.0	ug/L	1	07/18/23	MH	SW8260C
n-Propylbenzene	ND	1.0	ug/L	1	07/18/23	MH	SW8260C
o-Xylene	ND	1.0	ug/L	1	07/18/23	MH	SW8260C
p-Isopropyltoluene	ND	1.0	ug/L	1	07/18/23	MH	SW8260C
sec-Butylbenzene	ND	1.0	ug/L	1	07/18/23	MH	SW8260C
Styrene	ND	1.0	ug/L	1	07/18/23	MH	SW8260C
tert-Butylbenzene	ND	1.0	ug/L	1	07/18/23	MH	SW8260C
Tetrachloroethene	ND	1.0	ug/L	1	07/18/23	MH	SW8260C
Tetrahydrofuran (THF)	ND	2.5	ug/L	1	07/18/23	MH	SW8260C
Toluene	ND	1.0	ug/L	1	07/18/23	MH	SW8260C
Total Xylenes	ND	1.0	ug/L	1	07/18/23	MH	SW8260C
trans-1,2-Dichloroethene	ND	1.0	ug/L	1	07/18/23	MH	SW8260C
trans-1,3-Dichloropropene	ND	0.40	ug/L	1	07/18/23	MH	SW8260C
trans-1,4-dichloro-2-butene	ND	5.0	ug/L	1	07/18/23	MH	SW8260C
Trichloroethene	ND	1.0	ug/L	1	07/18/23	MH	SW8260C
Trichlorofluoromethane	ND	1.0	ug/L	1	07/18/23	MH	SW8260C
Trichlorotrifluoroethane	ND	1.0	ug/L	1	07/18/23	MH	SW8260C
Vinyl chloride	ND	1.0	ug/L	1	07/18/23	MH	SW8260C
QA/QC Surrogates							
% 1,2-dichlorobenzene-d4	97		%	1	07/18/23	MH	70 - 130 %
% Bromofluorobenzene	92		%	1	07/18/23	MH	70 - 130 %
% Dibromofluoromethane	98		%	1	07/18/23	MH	70 - 130 %
% Toluene-d8	95		%	1	07/18/23	MH	70 - 130 %
Semivolatiles by SIM, PAH							
2-Methylnaphthalene	ND	0.47	ug/L	1	07/18/23	KCA	SW8270D (SIM)
Acenaphthene	ND	0.47	ug/L	1	07/18/23	KCA	SW8270D (SIM)
Acenaphthylene	ND	0.28	ug/L	1	07/18/23	KCA	SW8270D (SIM)
Anthracene	ND	0.47	ug/L	1	07/18/23	KCA	SW8270D (SIM)
Benz(a)anthracene	ND	0.05	ug/L	1	07/18/23	KCA	SW8270D (SIM)
Benzo(a)pyrene	ND	0.19	ug/L	1	07/18/23	KCA	SW8270D (SIM)
Benzo(b)fluoranthene	ND	0.07	ug/L	1	07/18/23	KCA	SW8270D (SIM)
Benzo(ghi)perylene	ND	0.45	ug/L	1	07/18/23	KCA	SW8270D (SIM)
Benzo(k)fluoranthene	ND	0.28	ug/L	1	07/18/23	KCA	SW8270D (SIM)
Chrysene	ND	0.47	ug/L	1	07/18/23	KCA	SW8270D (SIM)
Dibenz(a,h)anthracene	ND	0.09	ug/L	1	07/18/23	KCA	SW8270D (SIM)
Fluoranthene	ND	0.47	ug/L	1	07/18/23	KCA	SW8270D (SIM)
Fluorene	ND	0.47	ug/L	1	07/18/23	KCA	SW8270D (SIM)
Indeno(1,2,3-cd)pyrene	ND	0.09	ug/L	1	07/18/23	KCA	SW8270D (SIM)
Naphthalene	ND	0.47	ug/L	1	07/18/23	KCA	SW8270D (SIM)
Phenanthrene	ND	0.06	ug/L	1	07/18/23	KCA	SW8270D (SIM)
Pyrene	ND	0.47	ug/L	1	07/18/23	KCA	SW8270D (SIM)
QA/QC Surrogates							
% 2-Fluorobiphenyl	81		%	1	07/18/23	KCA	30 - 130 %
% Nitrobenzene-d5	60		%	1	07/18/23	KCA	30 - 130 %

Ver 1

Project ID: ROCKVILLE FORMER MGP
Client ID: MW-43S

Phoenix I.D.: CO50782

Parameter	Result	RL/ PQL	Units	Dilution	Date/Time	By	Reference
% Terphenyl-d14	83		%	1	07/18/23	KCA	30 - 130 %

RL/PQL=Reporting/Practical Quantitation Level ND=Not Detected BRL=Below Reporting Level
QA/QC Surrogates: Surrogates are compounds (preceeded with a %) added by the lab to determine analysis efficiency. Surrogate results(%) listed in the report are not "detected" compounds.

Comments:

If you are the client above and have any questions concerning this testing, please do not hesitate to contact Phoenix Client Services at ext.200.
The contents of this report cannot be discussed with anyone other than the client listed above without their written consent.

Phyllis Shiller, Laboratory Director
July 31, 2023
Reviewed and Released by: Ethan Lee, Project Manager

Environmental Laboratories, Inc.
587 East Middle Turnpike, P.O.Box 370, Manchester, CT 06045
Tel. (860) 645-1102 Fax (860) 645-0823

Analysis Report

July 31, 2023

FOR: Attn:Jeffrey Holden
GEI Consultants
455 Winding Brook Drive
Suite 201
Glastonbury, CT 06033

Sample Information		Custody Information		Date	Time
Matrix:	GROUND WATER	Collected by:		07/14/23	9:20
Location Code:	GEI-EVER	Received by:	SR1	07/14/23	11:24
Rush Request:	Standard	Analyzed by:	see "By" below		
P.O.#:	2200138-1.4				

Laboratory Data

SDG ID: GCO50782
Phoenix ID: CO50783

Project ID: ROCKVILLE FORMER MGP
Client ID: MW-43M

Parameter	Result	RL/ PQL	Units	Dilution	Date/Time	By	Reference
Silver	< 0.001	0.001	mg/L	1	07/31/23	TH	SW6010D
Arsenic	< 0.004	0.004	mg/L	1	07/31/23	TH	SW6010D
Barium	0.342	0.002	mg/L	1	07/31/23	TH	SW6010D
Beryllium	< 0.001	0.001	mg/L	1	07/31/23	TH	SW6010D
Cadmium	< 0.001	0.001	mg/L	1	07/31/23	TH	SW6010D
Chromium	< 0.001	0.001	mg/L	1	07/31/23	TH	SW6010D
Copper	< 0.005	0.005	mg/L	1	07/31/23	TH	SW6010D
Mercury	< 0.0002	0.0002	mg/L	1	07/17/23	PM	SW7470A
Nickel	< 0.001	0.001	mg/L	1	07/31/23	TH	SW6010D
Lead	< 0.001	0.001	mg/L	1	07/31/23	TH	SW6010D
Antimony	< 0.005	0.005	mg/L	1	07/31/23	TH	SW6010D
Selenium	< 0.010	0.010	mg/L	1	07/31/23	TH	SW6010D
Thallium	< 0.0005	0.0005	mg/L	5	07/18/23	MGH	SW6020B
Vanadium	< 0.002	0.002	mg/L	1	07/31/23	TH	SW6010D
Zinc	< 0.004	0.004	mg/L	1	07/31/23	TH	SW6010D
Total Cyanide	< 0.010	0.010	mg/L	1	07/18/23	CL/NP/DK	SW9010C/SW9012B
Extraction of ETPH	Completed				07/17/23	X/K	SW3510C/SW3520C
Mercury Digestion	Completed				07/15/23	ZT/ZT	SW7470A
Semi-Volatile Extraction	Completed				07/17/23	X/K	SW3520C
Total Metals Digestion	Completed				07/14/23	AG	SW3010A
Total Metals Digestion MS	Completed				07/17/23	AG	SW3010A
TPH by GC (Extractable Products)							
Ext. Petroleum H.C. (C9-C36)	ND	0.071	mg/L	1	07/18/23	JRB	CTETPH
Identification	ND		mg/L	1	07/18/23	JRB	CTETPH
QA/QC Surrogates							
% Terphenyl (surr)	89		%	1	07/18/23	JRB	50 - 150 %

Ver 1

Project ID: ROCKVILLE FORMER MGP
Client ID: MW-43M

Phoenix I.D.: CO50783

Parameter	Result	RL/ PQL	Units	Dilution	Date/Time	By	Reference
Volatiles							
1,1,1,2-Tetrachloroethane	ND	1.0	ug/L	1	07/18/23	MH	SW8260C
1,1,1-Trichloroethane	ND	1.0	ug/L	1	07/18/23	MH	SW8260C
1,1,2,2-Tetrachloroethane	ND	0.50	ug/L	1	07/18/23	MH	SW8260C
1,1,2-Trichloroethane	ND	1.0	ug/L	1	07/18/23	MH	SW8260C
1,1-Dichloroethane	ND	1.0	ug/L	1	07/18/23	MH	SW8260C
1,1-Dichloroethene	ND	1.0	ug/L	1	07/18/23	MH	SW8260C
1,1-Dichloropropene	ND	1.0	ug/L	1	07/18/23	MH	SW8260C
1,2,3-Trichlorobenzene	ND	1.0	ug/L	1	07/18/23	MH	SW8260C
1,2,3-Trichloropropane	ND	1.0	ug/L	1	07/18/23	MH	SW8260C
1,2,4-Trichlorobenzene	ND	1.0	ug/L	1	07/18/23	MH	SW8260C
1,2,4-Trimethylbenzene	ND	1.0	ug/L	1	07/18/23	MH	SW8260C
1,2-Dibromo-3-chloropropane	ND	0.50	ug/L	1	07/18/23	MH	SW8260C
1,2-Dibromoethane	ND	0.25	ug/L	1	07/18/23	MH	SW8260C
1,2-Dichlorobenzene	ND	1.0	ug/L	1	07/18/23	MH	SW8260C
1,2-Dichloroethane	ND	0.60	ug/L	1	07/18/23	MH	SW8260C
1,2-Dichloropropane	ND	1.0	ug/L	1	07/18/23	MH	SW8260C
1,3,5-Trimethylbenzene	ND	1.0	ug/L	1	07/18/23	MH	SW8260C
1,3-Dichlorobenzene	ND	1.0	ug/L	1	07/18/23	MH	SW8260C
1,3-Dichloropropane	ND	1.0	ug/L	1	07/18/23	MH	SW8260C
1,4-Dichlorobenzene	ND	1.0	ug/L	1	07/18/23	MH	SW8260C
2,2-Dichloropropane	ND	1.0	ug/L	1	07/18/23	MH	SW8260C
2-Chlorotoluene	ND	1.0	ug/L	1	07/18/23	MH	SW8260C
2-Hexanone	ND	5.0	ug/L	1	07/18/23	MH	SW8260C
2-Isopropyltoluene	ND	1.0	ug/L	1	07/18/23	MH	SW8260C
4-Chlorotoluene	ND	1.0	ug/L	1	07/18/23	MH	SW8260C
4-Methyl-2-pentanone	ND	5.0	ug/L	1	07/18/23	MH	SW8260C
Acetone	ND	25	ug/L	1	07/18/23	MH	SW8260C
Acrylonitrile	ND	0.50	ug/L	1	07/18/23	MH	SW8260C
Benzene	ND	0.70	ug/L	1	07/18/23	MH	SW8260C
Bromobenzene	ND	1.0	ug/L	1	07/18/23	MH	SW8260C
Bromochloromethane	ND	1.0	ug/L	1	07/18/23	MH	SW8260C
Bromodichloromethane	ND	0.50	ug/L	1	07/18/23	MH	SW8260C
Bromoform	ND	1.0	ug/L	1	07/18/23	MH	SW8260C
Bromomethane	ND	1.0	ug/L	1	07/18/23	MH	SW8260C
Carbon Disulfide	ND	5.0	ug/L	1	07/18/23	MH	SW8260C
Carbon tetrachloride	ND	1.0	ug/L	1	07/18/23	MH	SW8260C
Chlorobenzene	ND	1.0	ug/L	1	07/18/23	MH	SW8260C
Chloroethane	ND	1.0	ug/L	1	07/18/23	MH	SW8260C
Chloroform	ND	1.0	ug/L	1	07/18/23	MH	SW8260C
Chloromethane	ND	1.0	ug/L	1	07/18/23	MH	SW8260C
cis-1,2-Dichloroethene	ND	1.0	ug/L	1	07/18/23	MH	SW8260C
cis-1,3-Dichloropropene	ND	0.40	ug/L	1	07/18/23	MH	SW8260C
Dibromochloromethane	ND	0.50	ug/L	1	07/18/23	MH	SW8260C
Dibromomethane	ND	1.0	ug/L	1	07/18/23	MH	SW8260C
Dichlorodifluoromethane	ND	1.0	ug/L	1	07/18/23	MH	SW8260C
Ethylbenzene	ND	1.0	ug/L	1	07/18/23	MH	SW8260C
Hexachlorobutadiene	ND	0.40	ug/L	1	07/18/23	MH	SW8260C
Isopropylbenzene	ND	1.0	ug/L	1	07/18/23	MH	SW8260C

Ver 1

Project ID: ROCKVILLE FORMER MGP
Client ID: MW-43M

Phoenix I.D.: CO50783

Parameter	Result	RL/ PQL	Units	Dilution	Date/Time	By	Reference
m&p-Xylene	ND	1.0	ug/L	1	07/18/23	MH	SW8260C
Methyl ethyl ketone	ND	5.0	ug/L	1	07/18/23	MH	SW8260C
Methyl t-butyl ether (MTBE)	ND	1.0	ug/L	1	07/18/23	MH	SW8260C
Methylene chloride	ND	1.0	ug/L	1	07/18/23	MH	SW8260C
Naphthalene	ND	1.0	ug/L	1	07/18/23	MH	SW8260C
n-Butylbenzene	ND	1.0	ug/L	1	07/18/23	MH	SW8260C
n-Propylbenzene	ND	1.0	ug/L	1	07/18/23	MH	SW8260C
o-Xylene	ND	1.0	ug/L	1	07/18/23	MH	SW8260C
p-Isopropyltoluene	ND	1.0	ug/L	1	07/18/23	MH	SW8260C
sec-Butylbenzene	ND	1.0	ug/L	1	07/18/23	MH	SW8260C
Styrene	ND	1.0	ug/L	1	07/18/23	MH	SW8260C
tert-Butylbenzene	ND	1.0	ug/L	1	07/18/23	MH	SW8260C
Tetrachloroethene	ND	1.0	ug/L	1	07/18/23	MH	SW8260C
Tetrahydrofuran (THF)	ND	2.5	ug/L	1	07/18/23	MH	SW8260C
Toluene	ND	1.0	ug/L	1	07/18/23	MH	SW8260C
Total Xylenes	ND	1.0	ug/L	1	07/18/23	MH	SW8260C
trans-1,2-Dichloroethene	ND	1.0	ug/L	1	07/18/23	MH	SW8260C
trans-1,3-Dichloropropene	ND	0.40	ug/L	1	07/18/23	MH	SW8260C
trans-1,4-dichloro-2-butene	ND	5.0	ug/L	1	07/18/23	MH	SW8260C
Trichloroethene	ND	1.0	ug/L	1	07/18/23	MH	SW8260C
Trichlorofluoromethane	ND	1.0	ug/L	1	07/18/23	MH	SW8260C
Trichlorotrifluoroethane	ND	1.0	ug/L	1	07/18/23	MH	SW8260C
Vinyl chloride	ND	1.0	ug/L	1	07/18/23	MH	SW8260C
QA/QC Surrogates							
% 1,2-dichlorobenzene-d4	98		%	1	07/18/23	MH	70 - 130 %
% Bromofluorobenzene	92		%	1	07/18/23	MH	70 - 130 %
% Dibromofluoromethane	100		%	1	07/18/23	MH	70 - 130 %
% Toluene-d8	95		%	1	07/18/23	MH	70 - 130 %
Semivolatiles by SIM, PAH							
2-Methylnaphthalene	ND	0.47	ug/L	1	07/18/23	KCA	SW8270D (SIM)
Acenaphthene	ND	0.47	ug/L	1	07/18/23	KCA	SW8270D (SIM)
Acenaphthylene	ND	0.28	ug/L	1	07/18/23	KCA	SW8270D (SIM)
Anthracene	ND	0.47	ug/L	1	07/18/23	KCA	SW8270D (SIM)
Benz(a)anthracene	ND	0.05	ug/L	1	07/18/23	KCA	SW8270D (SIM)
Benzo(a)pyrene	ND	0.19	ug/L	1	07/18/23	KCA	SW8270D (SIM)
Benzo(b)fluoranthene	ND	0.07	ug/L	1	07/18/23	KCA	SW8270D (SIM)
Benzo(ghi)perylene	ND	0.45	ug/L	1	07/18/23	KCA	SW8270D (SIM)
Benzo(k)fluoranthene	ND	0.28	ug/L	1	07/18/23	KCA	SW8270D (SIM)
Chrysene	ND	0.47	ug/L	1	07/18/23	KCA	SW8270D (SIM)
Dibenz(a,h)anthracene	ND	0.09	ug/L	1	07/18/23	KCA	SW8270D (SIM)
Fluoranthene	ND	0.47	ug/L	1	07/18/23	KCA	SW8270D (SIM)
Fluorene	ND	0.47	ug/L	1	07/18/23	KCA	SW8270D (SIM)
Indeno(1,2,3-cd)pyrene	ND	0.09	ug/L	1	07/18/23	KCA	SW8270D (SIM)
Naphthalene	ND	0.47	ug/L	1	07/18/23	KCA	SW8270D (SIM)
Phenanthrene	ND	0.06	ug/L	1	07/18/23	KCA	SW8270D (SIM)
Pyrene	ND	0.47	ug/L	1	07/18/23	KCA	SW8270D (SIM)
QA/QC Surrogates							
% 2-Fluorobiphenyl	73		%	1	07/18/23	KCA	30 - 130 %
% Nitrobenzene-d5	54		%	1	07/18/23	KCA	30 - 130 %

Ver 1

Project ID: ROCKVILLE FORMER MGP
Client ID: MW-43M

Phoenix I.D.: CO50783

Parameter	Result	RL/ PQL	Units	Dilution	Date/Time	By	Reference
% Terphenyl-d14	77		%	1	07/18/23	KCA	30 - 130 %

RL/PQL=Reporting/Practical Quantitation Level ND=Not Detected BRL=Below Reporting Level
QA/QC Surrogates: Surrogates are compounds (preceeded with a %) added by the lab to determine analysis efficiency. Surrogate results(%) listed in the report are not "detected" compounds.

Comments:

If you are the client above and have any questions concerning this testing, please do not hesitate to contact Phoenix Client Services at ext.200.
The contents of this report cannot be discussed with anyone other than the client listed above without their written consent.

Phyllis Shiller, Laboratory Director
July 31, 2023
Reviewed and Released by: Ethan Lee, Project Manager

Environmental Laboratories, Inc.
587 East Middle Turnpike, P.O.Box 370, Manchester, CT 06045
Tel. (860) 645-1102 Fax (860) 645-0823

Analysis Report

July 31, 2023

FOR: Attn:Jeffrey Holden
GEI Consultants
455 Winding Brook Drive
Suite 201
Glastonbury, CT 06033

Sample Information		Custody Information		Date	Time
Matrix:	GROUND WATER	Collected by:		07/14/23	10:20
Location Code:	GEI-EVER	Received by:	SR1	07/14/23	11:24
Rush Request:	Standard	Analyzed by:	see "By" below		
P.O.#:	2200138-1.4				

Laboratory Data

SDG ID: GCO50782
Phoenix ID: CO50784

Project ID: ROCKVILLE FORMER MGP
Client ID: MW-41S

Parameter	Result	RL/ PQL	Units	Dilution	Date/Time	By	Reference
Silver	< 0.001	0.001	mg/L	1	07/31/23	TH	SW6010D
Arsenic	< 0.004	0.004	mg/L	1	07/31/23	TH	SW6010D
Barium	0.245	0.002	mg/L	1	07/31/23	TH	SW6010D
Beryllium	< 0.001	0.001	mg/L	1	07/31/23	TH	SW6010D
Cadmium	< 0.001	0.001	mg/L	1	07/31/23	TH	SW6010D
Chromium	< 0.001	0.001	mg/L	1	07/31/23	TH	SW6010D
Copper	< 0.005	0.005	mg/L	1	07/31/23	TH	SW6010D
Mercury	< 0.0002	0.0002	mg/L	1	07/17/23	PM	SW7470A
Nickel	< 0.001	0.001	mg/L	1	07/31/23	TH	SW6010D
Lead	< 0.001	0.001	mg/L	1	07/31/23	TH	SW6010D
Antimony	< 0.005	0.005	mg/L	1	07/31/23	TH	SW6010D
Selenium	< 0.010	0.010	mg/L	1	07/31/23	TH	SW6010D
Thallium	< 0.0005	0.0005	mg/L	5	07/18/23	MGH	SW6020B
Vanadium	< 0.002	0.002	mg/L	1	07/31/23	TH	SW6010D
Zinc	< 0.004	0.004	mg/L	1	07/31/23	TH	SW6010D
Total Cyanide	< 0.010	0.010	mg/L	1	07/18/23	CL/NP/DK	SW9010C/SW9012B
Extraction of ETPH	Completed				07/17/23	X/K	SW3510C/SW3520C
Mercury Digestion	Completed				07/15/23	ZT/ZT	SW7470A
Semi-Volatile Extraction	Completed				07/17/23	X/K	SW3520C
Total Metals Digestion	Completed				07/14/23	AG	SW3010A
Total Metals Digestion MS	Completed				07/17/23	AG	SW3010A
TPH by GC (Extractable Products)							
Ext. Petroleum H.C. (C9-C36)	0.69	0.066	mg/L	1	07/18/23	JRB	CTETPH
Identification	**		mg/L	1	07/18/23	JRB	CTETPH
QA/QC Surrogates							
% Terphenyl (surr)	85		%	1	07/18/23	JRB	50 - 150 %

Ver 1

Project ID: ROCKVILLE FORMER MGP
Client ID: MW-41S

Phoenix I.D.: CO50784

Parameter	Result	RL/ PQL	Units	Dilution	Date/Time	By	Reference
Volatiles							
1,1,1,2-Tetrachloroethane	ND	1.0	ug/L	1	07/18/23	MH	SW8260C
1,1,1-Trichloroethane	ND	1.0	ug/L	1	07/18/23	MH	SW8260C
1,1,2,2-Tetrachloroethane	ND	0.50	ug/L	1	07/18/23	MH	SW8260C
1,1,2-Trichloroethane	ND	1.0	ug/L	1	07/18/23	MH	SW8260C
1,1-Dichloroethane	ND	1.0	ug/L	1	07/18/23	MH	SW8260C
1,1-Dichloroethene	ND	1.0	ug/L	1	07/18/23	MH	SW8260C
1,1-Dichloropropene	ND	1.0	ug/L	1	07/18/23	MH	SW8260C
1,2,3-Trichlorobenzene	ND	1.0	ug/L	1	07/18/23	MH	SW8260C
1,2,3-Trichloropropane	ND	1.0	ug/L	1	07/18/23	MH	SW8260C
1,2,4-Trichlorobenzene	ND	1.0	ug/L	1	07/18/23	MH	SW8260C
1,2,4-Trimethylbenzene	ND	1.0	ug/L	1	07/18/23	MH	SW8260C
1,2-Dibromo-3-chloropropane	ND	0.50	ug/L	1	07/18/23	MH	SW8260C
1,2-Dibromoethane	ND	0.25	ug/L	1	07/18/23	MH	SW8260C
1,2-Dichlorobenzene	ND	1.0	ug/L	1	07/18/23	MH	SW8260C
1,2-Dichloroethane	ND	0.60	ug/L	1	07/18/23	MH	SW8260C
1,2-Dichloropropane	ND	1.0	ug/L	1	07/18/23	MH	SW8260C
1,3,5-Trimethylbenzene	ND	1.0	ug/L	1	07/18/23	MH	SW8260C
1,3-Dichlorobenzene	ND	1.0	ug/L	1	07/18/23	MH	SW8260C
1,3-Dichloropropane	ND	1.0	ug/L	1	07/18/23	MH	SW8260C
1,4-Dichlorobenzene	ND	1.0	ug/L	1	07/18/23	MH	SW8260C
2,2-Dichloropropane	ND	1.0	ug/L	1	07/18/23	MH	SW8260C
2-Chlorotoluene	ND	1.0	ug/L	1	07/18/23	MH	SW8260C
2-Hexanone	ND	5.0	ug/L	1	07/18/23	MH	SW8260C
2-Isopropyltoluene	ND	1.0	ug/L	1	07/18/23	MH	SW8260C
4-Chlorotoluene	ND	1.0	ug/L	1	07/18/23	MH	SW8260C
4-Methyl-2-pentanone	ND	5.0	ug/L	1	07/18/23	MH	SW8260C
Acetone	ND	25	ug/L	1	07/18/23	MH	SW8260C
Acrylonitrile	ND	0.50	ug/L	1	07/18/23	MH	SW8260C
Benzene	170	14	ug/L	20	07/19/23	MH	SW8260C
Bromobenzene	ND	1.0	ug/L	1	07/18/23	MH	SW8260C
Bromochloromethane	ND	1.0	ug/L	1	07/18/23	MH	SW8260C
Bromodichloromethane	ND	0.50	ug/L	1	07/18/23	MH	SW8260C
Bromoform	ND	1.0	ug/L	1	07/18/23	MH	SW8260C
Bromomethane	ND	1.0	ug/L	1	07/18/23	MH	SW8260C
Carbon Disulfide	ND	5.0	ug/L	1	07/18/23	MH	SW8260C
Carbon tetrachloride	ND	1.0	ug/L	1	07/18/23	MH	SW8260C
Chlorobenzene	ND	1.0	ug/L	1	07/18/23	MH	SW8260C
Chloroethane	ND	1.0	ug/L	1	07/18/23	MH	SW8260C
Chloroform	ND	1.0	ug/L	1	07/18/23	MH	SW8260C
Chloromethane	ND	1.0	ug/L	1	07/18/23	MH	SW8260C
cis-1,2-Dichloroethene	ND	1.0	ug/L	1	07/18/23	MH	SW8260C
cis-1,3-Dichloropropene	ND	0.40	ug/L	1	07/18/23	MH	SW8260C
Dibromochloromethane	ND	0.50	ug/L	1	07/18/23	MH	SW8260C
Dibromomethane	ND	1.0	ug/L	1	07/18/23	MH	SW8260C
Dichlorodifluoromethane	ND	1.0	ug/L	1	07/18/23	MH	SW8260C
Ethylbenzene	42	5.0	ug/L	5	07/19/23	MH	SW8260C
Hexachlorobutadiene	ND	0.40	ug/L	1	07/18/23	MH	SW8260C
Isopropylbenzene	12	1.0	ug/L	1	07/18/23	MH	SW8260C

Ver 1

Project ID: ROCKVILLE FORMER MGP
Client ID: MW-41S

Phoenix I.D.: CO50784

Parameter	Result	RL/ PQL	Units	Dilution	Date/Time	By	Reference
m&p-Xylene	1.1	1.0	ug/L	1	07/18/23	MH	SW8260C
Methyl ethyl ketone	ND	5.0	ug/L	1	07/18/23	MH	SW8260C
Methyl t-butyl ether (MTBE)	ND	1.0	ug/L	1	07/18/23	MH	SW8260C
Methylene chloride	ND	1.0	ug/L	1	07/18/23	MH	SW8260C
Naphthalene	2.3	1.0	ug/L	1	07/18/23	MH	SW8260C
n-Butylbenzene	ND	1.0	ug/L	1	07/18/23	MH	SW8260C
n-Propylbenzene	3.1	1.0	ug/L	1	07/18/23	MH	SW8260C
o-Xylene	5.4	1.0	ug/L	1	07/18/23	MH	SW8260C
p-Isopropyltoluene	ND	1.0	ug/L	1	07/18/23	MH	SW8260C
sec-Butylbenzene	ND	1.0	ug/L	1	07/18/23	MH	SW8260C
Styrene	ND	1.0	ug/L	1	07/18/23	MH	SW8260C
tert-Butylbenzene	ND	1.0	ug/L	1	07/18/23	MH	SW8260C
Tetrachloroethene	ND	1.0	ug/L	1	07/18/23	MH	SW8260C
Tetrahydrofuran (THF)	ND	2.5	ug/L	1	07/18/23	MH	SW8260C
Toluene	ND	1.0	ug/L	1	07/18/23	MH	SW8260C
Total Xylenes	6.5	1.0	ug/L	1	07/18/23	MH	SW8260C
trans-1,2-Dichloroethene	ND	1.0	ug/L	1	07/18/23	MH	SW8260C
trans-1,3-Dichloropropene	ND	0.40	ug/L	1	07/18/23	MH	SW8260C
trans-1,4-dichloro-2-butene	ND	5.0	ug/L	1	07/18/23	MH	SW8260C
Trichloroethene	ND	1.0	ug/L	1	07/18/23	MH	SW8260C
Trichlorofluoromethane	ND	1.0	ug/L	1	07/18/23	MH	SW8260C
Trichlorotrifluoroethane	ND	1.0	ug/L	1	07/18/23	MH	SW8260C
Vinyl chloride	ND	1.0	ug/L	1	07/18/23	MH	SW8260C
QA/QC Surrogates							
% 1,2-dichlorobenzene-d4	95		%	1	07/18/23	MH	70 - 130 %
% Bromofluorobenzene	94		%	1	07/18/23	MH	70 - 130 %
% Dibromofluoromethane	105		%	1	07/18/23	MH	70 - 130 %
% Toluene-d8	98		%	1	07/18/23	MH	70 - 130 %
% 1,2-dichlorobenzene-d4 (5x)	96		%	5	07/19/23	MH	70 - 130 %
% Bromofluorobenzene (5x)	92		%	5	07/19/23	MH	70 - 130 %
% Dibromofluoromethane (5x)	98		%	5	07/19/23	MH	70 - 130 %
% Toluene-d8 (5x)	97		%	5	07/19/23	MH	70 - 130 %
% 1,2-dichlorobenzene-d4 (20x)	98		%	20	07/19/23	MH	70 - 130 %
% Bromofluorobenzene (20x)	91		%	20	07/19/23	MH	70 - 130 %
% Dibromofluoromethane (20x)	98		%	20	07/19/23	MH	70 - 130 %
% Toluene-d8 (20x)	96		%	20	07/19/23	MH	70 - 130 %
Semivolatiles by SIM, PAH							
2-Methylnaphthalene	ND	0.49	ug/L	1	07/18/23	KCA	SW8270D (SIM)
Acenaphthene	27	0.05	ug/L	1	07/19/23	KCA	SW8270D (SIM)
Acenaphthylene	1.5	0.29	ug/L	1	07/18/23	KCA	SW8270D (SIM)
Anthracene	0.66	0.49	ug/L	1	07/18/23	KCA	SW8270D (SIM)
Benz(a)anthracene	0.10	0.05	ug/L	1	07/18/23	KCA	SW8270D (SIM)
Benzo(a)pyrene	ND	0.19	ug/L	1	07/18/23	KCA	SW8270D (SIM)
Benzo(b)fluoranthene	ND	0.07	ug/L	1	07/18/23	KCA	SW8270D (SIM)
Benzo(ghi)perylene	ND	0.47	ug/L	1	07/18/23	KCA	SW8270D (SIM)
Benzo(k)fluoranthene	ND	0.29	ug/L	1	07/18/23	KCA	SW8270D (SIM)
Chrysene	ND	0.49	ug/L	1	07/18/23	KCA	SW8270D (SIM)
Dibenz(a,h)anthracene	ND	0.10	ug/L	1	07/18/23	KCA	SW8270D (SIM)
Fluoranthene	2.1	0.49	ug/L	1	07/18/23	KCA	SW8270D (SIM)

Ver 1

Project ID: ROCKVILLE FORMER MGP
Client ID: MW-41S

Phoenix I.D.: CO50784

Parameter	Result	RL/ PQL	Units	Dilution	Date/Time	By	Reference
Fluorene	7.2	0.49	ug/L	1	07/18/23	KCA	SW8270D (SIM)
Indeno(1,2,3-cd)pyrene	ND	0.10	ug/L	1	07/18/23	KCA	SW8270D (SIM)
Naphthalene	0.97	0.49	ug/L	1	07/18/23	KCA	SW8270D (SIM)
Phenanthrene	1.9	0.06	ug/L	1	07/18/23	KCA	SW8270D (SIM)
Pyrene	2.5	0.49	ug/L	1	07/18/23	KCA	SW8270D (SIM)
QA/QC Surrogates							
% 2-Fluorobiphenyl	57		%	1	07/19/23	KCA	30 - 130 %
% Nitrobenzene-d5	59		%	1	07/19/23	KCA	30 - 130 %
% Terphenyl-d14	58		%	1	07/19/23	KCA	30 - 130 %

RL/PQL=Reporting/Practical Quantitation Level ND=Not Detected BRL=Below Reporting Level
QA/QC Surrogates: Surrogates are compounds (preceeded with a %) added by the lab to determine analysis efficiency. Surrogate results(%) listed in the report are not "detected" compounds.

Comments:

TPH Comment:
**Petroleum hydrocarbon chromatogram contains a multicomponent hydrocarbon distribution in the range of C9 to C22. The sample was quantitated against a C9-C36 alkane hydrocarbon standard.

If you are the client above and have any questions concerning this testing, please do not hesitate to contact Phoenix Client Services at ext.200.
The contents of this report cannot be discussed with anyone other than the client listed above without their written consent.

Phyllis Shiller, Laboratory Director
July 31, 2023
Reviewed and Released by: Ethan Lee, Project Manager

Environmental Laboratories, Inc.
587 East Middle Turnpike, P.O.Box 370, Manchester, CT 06045
Tel. (860) 645-1102 Fax (860) 645-0823

Analysis Report

July 31, 2023

FOR: Attn:Jeffrey Holden
GEI Consultants
455 Winding Brook Drive
Suite 201
Glastonbury, CT 06033

Sample Information		Custody Information		Date	Time
Matrix:	GROUND WATER	Collected by:		07/14/23	10:25
Location Code:	GEI-EVER	Received by:	SR1	07/14/23	11:24
Rush Request:	Standard	Analyzed by:	see "By" below		
P.O.#:	2200138-1.4				

Laboratory Data

SDG ID: GCO50782
Phoenix ID: CO50785

Project ID: ROCKVILLE FORMER MGP
Client ID: MW-29S

Parameter	Result	RL/ PQL	Units	Dilution	Date/Time	By	Reference
Silver	< 0.001	0.001	mg/L	1	07/31/23	TH	SW6010D
Arsenic	< 0.004	0.004	mg/L	1	07/31/23	TH	SW6010D
Barium	0.154	0.002	mg/L	1	07/31/23	TH	SW6010D
Beryllium	< 0.001	0.001	mg/L	1	07/31/23	TH	SW6010D
Cadmium	< 0.001	0.001	mg/L	1	07/31/23	TH	SW6010D
Chromium	< 0.001	0.001	mg/L	1	07/31/23	TH	SW6010D
Copper	< 0.005	0.005	mg/L	1	07/31/23	TH	SW6010D
Mercury	< 0.0002	0.0002	mg/L	1	07/17/23	PM	SW7470A
Nickel	< 0.001	0.001	mg/L	1	07/31/23	TH	SW6010D
Lead	< 0.001	0.001	mg/L	1	07/31/23	TH	SW6010D
Antimony	< 0.005	0.005	mg/L	1	07/31/23	TH	SW6010D
Selenium	< 0.010	0.010	mg/L	1	07/31/23	TH	SW6010D
Thallium	< 0.0005	0.0005	mg/L	5	07/18/23	MGH	SW6020B
Vanadium	< 0.002	0.002	mg/L	1	07/31/23	TH	SW6010D
Zinc	0.005	0.004	mg/L	1	07/31/23	TH	SW6010D
Total Cyanide	< 0.010	0.010	mg/L	1	07/18/23	CL/NP/DK	SW9010C/SW9012B
Extraction of ETPH	Completed				07/17/23	X/K	SW3510C/SW3520C
Mercury Digestion	Completed				07/15/23	ZT/ZT	SW7470A
Semi-Volatile Extraction	Completed				07/17/23	X/K	SW3520C
Total Metals Digestion	Completed				07/14/23	AG	SW3010A
Total Metals Digestion MS	Completed				07/17/23	AG	SW3010A
TPH by GC (Extractable Products)							
Ext. Petroleum H.C. (C9-C36)	0.34	0.069	mg/L	1	07/18/23	JRB	CTETPH
Identification	**		mg/L	1	07/18/23	JRB	CTETPH
QA/QC Surrogates							
% Terphenyl (surr)	82		%	1	07/18/23	JRB	50 - 150 %

Ver 1

Project ID: ROCKVILLE FORMER MGP
Client ID: MW-29S

Phoenix I.D.: CO50785

Parameter	Result	RL/ PQL	Units	Dilution	Date/Time	By	Reference
Volatiles							
1,1,1,2-Tetrachloroethane	ND	1.0	ug/L	1	07/18/23	MH	SW8260C
1,1,1-Trichloroethane	ND	1.0	ug/L	1	07/18/23	MH	SW8260C
1,1,2,2-Tetrachloroethane	ND	0.50	ug/L	1	07/18/23	MH	SW8260C
1,1,2-Trichloroethane	ND	1.0	ug/L	1	07/18/23	MH	SW8260C
1,1-Dichloroethane	ND	1.0	ug/L	1	07/18/23	MH	SW8260C
1,1-Dichloroethene	ND	1.0	ug/L	1	07/18/23	MH	SW8260C
1,1-Dichloropropene	ND	1.0	ug/L	1	07/18/23	MH	SW8260C
1,2,3-Trichlorobenzene	ND	1.0	ug/L	1	07/18/23	MH	SW8260C
1,2,3-Trichloropropane	ND	1.0	ug/L	1	07/18/23	MH	SW8260C
1,2,4-Trichlorobenzene	ND	1.0	ug/L	1	07/18/23	MH	SW8260C
1,2,4-Trimethylbenzene	4.1	1.0	ug/L	1	07/18/23	MH	SW8260C
1,2-Dibromo-3-chloropropane	ND	0.50	ug/L	1	07/18/23	MH	SW8260C
1,2-Dibromoethane	ND	0.25	ug/L	1	07/18/23	MH	SW8260C
1,2-Dichlorobenzene	ND	1.0	ug/L	1	07/18/23	MH	SW8260C
1,2-Dichloroethane	ND	0.60	ug/L	1	07/18/23	MH	SW8260C
1,2-Dichloropropane	ND	1.0	ug/L	1	07/18/23	MH	SW8260C
1,3,5-Trimethylbenzene	ND	1.0	ug/L	1	07/18/23	MH	SW8260C
1,3-Dichlorobenzene	ND	1.0	ug/L	1	07/18/23	MH	SW8260C
1,3-Dichloropropane	ND	1.0	ug/L	1	07/18/23	MH	SW8260C
1,4-Dichlorobenzene	ND	1.0	ug/L	1	07/18/23	MH	SW8260C
2,2-Dichloropropane	ND	1.0	ug/L	1	07/18/23	MH	SW8260C
2-Chlorotoluene	ND	1.0	ug/L	1	07/18/23	MH	SW8260C
2-Hexanone	ND	5.0	ug/L	1	07/18/23	MH	SW8260C
2-Isopropyltoluene	ND	1.0	ug/L	1	07/18/23	MH	SW8260C
4-Chlorotoluene	ND	1.0	ug/L	1	07/18/23	MH	SW8260C
4-Methyl-2-pentanone	ND	5.0	ug/L	1	07/18/23	MH	SW8260C
Acetone	ND	25	ug/L	1	07/18/23	MH	SW8260C
Acrylonitrile	ND	0.50	ug/L	1	07/18/23	MH	SW8260C
Benzene	17	0.70	ug/L	1	07/18/23	MH	SW8260C
Bromobenzene	ND	1.0	ug/L	1	07/18/23	MH	SW8260C
Bromochloromethane	ND	1.0	ug/L	1	07/18/23	MH	SW8260C
Bromodichloromethane	ND	0.50	ug/L	1	07/18/23	MH	SW8260C
Bromoform	ND	1.0	ug/L	1	07/18/23	MH	SW8260C
Bromomethane	ND	1.0	ug/L	1	07/18/23	MH	SW8260C
Carbon Disulfide	ND	5.0	ug/L	1	07/18/23	MH	SW8260C
Carbon tetrachloride	ND	1.0	ug/L	1	07/18/23	MH	SW8260C
Chlorobenzene	ND	1.0	ug/L	1	07/18/23	MH	SW8260C
Chloroethane	ND	1.0	ug/L	1	07/18/23	MH	SW8260C
Chloroform	ND	1.0	ug/L	1	07/18/23	MH	SW8260C
Chloromethane	ND	1.0	ug/L	1	07/18/23	MH	SW8260C
cis-1,2-Dichloroethene	ND	1.0	ug/L	1	07/18/23	MH	SW8260C
cis-1,3-Dichloropropene	ND	0.40	ug/L	1	07/18/23	MH	SW8260C
Dibromochloromethane	ND	0.50	ug/L	1	07/18/23	MH	SW8260C
Dibromomethane	ND	1.0	ug/L	1	07/18/23	MH	SW8260C
Dichlorodifluoromethane	ND	1.0	ug/L	1	07/18/23	MH	SW8260C
Ethylbenzene	ND	1.0	ug/L	1	07/18/23	MH	SW8260C
Hexachlorobutadiene	ND	0.40	ug/L	1	07/18/23	MH	SW8260C
Isopropylbenzene	5.7	1.0	ug/L	1	07/18/23	MH	SW8260C

Ver 1

Project ID: ROCKVILLE FORMER MGP
Client ID: MW-29S

Phoenix I.D.: CO50785

Parameter	Result	RL/ PQL	Units	Dilution	Date/Time	By	Reference
m&p-Xylene	ND	1.0	ug/L	1	07/18/23	MH	SW8260C
Methyl ethyl ketone	ND	5.0	ug/L	1	07/18/23	MH	SW8260C
Methyl t-butyl ether (MTBE)	ND	1.0	ug/L	1	07/18/23	MH	SW8260C
Methylene chloride	ND	1.0	ug/L	1	07/18/23	MH	SW8260C
Naphthalene	17	1.0	ug/L	1	07/18/23	MH	SW8260C
n-Butylbenzene	ND	1.0	ug/L	1	07/18/23	MH	SW8260C
n-Propylbenzene	ND	1.0	ug/L	1	07/18/23	MH	SW8260C
o-Xylene	9.3	1.0	ug/L	1	07/18/23	MH	SW8260C
p-Isopropyltoluene	ND	1.0	ug/L	1	07/18/23	MH	SW8260C
sec-Butylbenzene	ND	1.0	ug/L	1	07/18/23	MH	SW8260C
Styrene	ND	1.0	ug/L	1	07/18/23	MH	SW8260C
tert-Butylbenzene	ND	1.0	ug/L	1	07/18/23	MH	SW8260C
Tetrachloroethene	ND	1.0	ug/L	1	07/18/23	MH	SW8260C
Tetrahydrofuran (THF)	ND	2.5	ug/L	1	07/18/23	MH	SW8260C
Toluene	ND	1.0	ug/L	1	07/18/23	MH	SW8260C
Total Xylenes	9.3	1.0	ug/L	1	07/18/23	MH	SW8260C
trans-1,2-Dichloroethene	ND	1.0	ug/L	1	07/18/23	MH	SW8260C
trans-1,3-Dichloropropene	ND	0.40	ug/L	1	07/18/23	MH	SW8260C
trans-1,4-dichloro-2-butene	ND	5.0	ug/L	1	07/18/23	MH	SW8260C
Trichloroethene	ND	1.0	ug/L	1	07/18/23	MH	SW8260C
Trichlorofluoromethane	ND	1.0	ug/L	1	07/18/23	MH	SW8260C
Trichlorotrifluoroethane	ND	1.0	ug/L	1	07/18/23	MH	SW8260C
Vinyl chloride	ND	1.0	ug/L	1	07/18/23	MH	SW8260C
QA/QC Surrogates							
% 1,2-dichlorobenzene-d4	97		%	1	07/18/23	MH	70 - 130 %
% Bromofluorobenzene	94		%	1	07/18/23	MH	70 - 130 %
% Dibromofluoromethane	101		%	1	07/18/23	MH	70 - 130 %
% Toluene-d8	96		%	1	07/18/23	MH	70 - 130 %
Semivolatiles by SIM, PAH							
2-Methylnaphthalene	ND	0.47	ug/L	1	07/18/23	KCA	SW8270D (SIM)
Acenaphthene	33	0.05	ug/L	1	07/19/23	KCA	SW8270D (SIM)
Acenaphthylene	0.57	0.28	ug/L	1	07/18/23	KCA	SW8270D (SIM)
Anthracene	0.63	0.47	ug/L	1	07/18/23	KCA	SW8270D (SIM)
Benz(a)anthracene	ND	0.05	ug/L	1	07/18/23	KCA	SW8270D (SIM)
Benzo(a)pyrene	ND	0.19	ug/L	1	07/18/23	KCA	SW8270D (SIM)
Benzo(b)fluoranthene	ND	0.07	ug/L	1	07/18/23	KCA	SW8270D (SIM)
Benzo(ghi)perylene	ND	0.45	ug/L	1	07/18/23	KCA	SW8270D (SIM)
Benzo(k)fluoranthene	ND	0.28	ug/L	1	07/18/23	KCA	SW8270D (SIM)
Chrysene	ND	0.47	ug/L	1	07/18/23	KCA	SW8270D (SIM)
Dibenz(a,h)anthracene	ND	0.09	ug/L	1	07/18/23	KCA	SW8270D (SIM)
Fluoranthene	0.73	0.47	ug/L	1	07/18/23	KCA	SW8270D (SIM)
Fluorene	1.2	0.47	ug/L	1	07/18/23	KCA	SW8270D (SIM)
Indeno(1,2,3-cd)pyrene	ND	0.09	ug/L	1	07/18/23	KCA	SW8270D (SIM)
Naphthalene	12	0.09	ug/L	1	07/19/23	KCA	SW8270D (SIM)
Phenanthrene	1.5	0.06	ug/L	1	07/18/23	KCA	SW8270D (SIM)
Pyrene	0.81	0.47	ug/L	1	07/18/23	KCA	SW8270D (SIM)
QA/QC Surrogates							
% 2-Fluorobiphenyl	83		%	1	07/19/23	KCA	30 - 130 %
% Nitrobenzene-d5	89		%	1	07/19/23	KCA	30 - 130 %

Ver 1

Project ID: ROCKVILLE FORMER MGP
Client ID: MW-29S

Phoenix I.D.: CO50785

Parameter	Result	RL/ PQL	Units	Dilution	Date/Time	By	Reference
% Terphenyl-d14	74		%	1	07/19/23	KCA	30 - 130 %

RL/PQL=Reporting/Practical Quantitation Level ND=Not Detected BRL=Below Reporting Level
QA/QC Surrogates: Surrogates are compounds (preceeded with a %) added by the lab to determine analysis efficiency. Surrogate results(%) listed in the report are not "detected" compounds.

Comments:

TPH Comment:
**Petroleum hydrocarbon chromatogram contains a multicomponent hydrocarbon distribution in the range of C9 to C22. The sample was quantitated against a C9-C36 alkane hydrocarbon standard.

If you are the client above and have any questions concerning this testing, please do not hesitate to contact Phoenix Client Services at ext.200.
The contents of this report cannot be discussed with anyone other than the client listed above without their written consent.

Phyllis Shiller, Laboratory Director
July 31, 2023
Reviewed and Released by: Ethan Lee, Project Manager

Environmental Laboratories, Inc.
587 East Middle Turnpike, P.O.Box 370, Manchester, CT 06045
Tel. (860) 645-1102 Fax (860) 645-0823

Analysis Report

July 31, 2023

FOR: Attn:Jeffrey Holden
GEI Consultants
455 Winding Brook Drive
Suite 201
Glastonbury, CT 06033

Sample Information		Custody Information		Date	Time
Matrix:	GROUND WATER	Collected by:		07/14/23	
Location Code:	GEI-EVER	Received by:	SR1	07/14/23	11:24
Rush Request:	Standard	Analyzed by:	see "By" below		
P.O.#:	2200138-1.4				

Laboratory Data

SDG ID: GCO50782
Phoenix ID: CO50786

Project ID: ROCKVILLE FORMER MGP
Client ID: TB-071423

Parameter	Result	RL/ PQL	Units	Dilution	Date/Time	By	Reference
Volatiles							
1,1,1,2-Tetrachloroethane	ND	1.0	ug/L	1	07/18/23	MH	SW8260C
1,1,1-Trichloroethane	ND	1.0	ug/L	1	07/18/23	MH	SW8260C
1,1,2,2-Tetrachloroethane	ND	0.50	ug/L	1	07/18/23	MH	SW8260C
1,1,2-Trichloroethane	ND	1.0	ug/L	1	07/18/23	MH	SW8260C
1,1-Dichloroethane	ND	1.0	ug/L	1	07/18/23	MH	SW8260C
1,1-Dichloroethene	ND	1.0	ug/L	1	07/18/23	MH	SW8260C
1,1-Dichloropropene	ND	1.0	ug/L	1	07/18/23	MH	SW8260C
1,2,3-Trichlorobenzene	ND	1.0	ug/L	1	07/18/23	MH	SW8260C
1,2,3-Trichloropropane	ND	1.0	ug/L	1	07/18/23	MH	SW8260C
1,2,4-Trichlorobenzene	ND	1.0	ug/L	1	07/18/23	MH	SW8260C
1,2,4-Trimethylbenzene	ND	1.0	ug/L	1	07/18/23	MH	SW8260C
1,2-Dibromo-3-chloropropane	ND	0.50	ug/L	1	07/18/23	MH	SW8260C
1,2-Dibromoethane	ND	0.25	ug/L	1	07/18/23	MH	SW8260C
1,2-Dichlorobenzene	ND	1.0	ug/L	1	07/18/23	MH	SW8260C
1,2-Dichloroethane	ND	0.60	ug/L	1	07/18/23	MH	SW8260C
1,2-Dichloropropane	ND	1.0	ug/L	1	07/18/23	MH	SW8260C
1,3,5-Trimethylbenzene	ND	1.0	ug/L	1	07/18/23	MH	SW8260C
1,3-Dichlorobenzene	ND	1.0	ug/L	1	07/18/23	MH	SW8260C
1,3-Dichloropropane	ND	1.0	ug/L	1	07/18/23	MH	SW8260C
1,4-Dichlorobenzene	ND	1.0	ug/L	1	07/18/23	MH	SW8260C
2,2-Dichloropropane	ND	1.0	ug/L	1	07/18/23	MH	SW8260C
2-Chlorotoluene	ND	1.0	ug/L	1	07/18/23	MH	SW8260C
2-Hexanone	ND	5.0	ug/L	1	07/18/23	MH	SW8260C
2-Isopropyltoluene	ND	1.0	ug/L	1	07/18/23	MH	SW8260C
4-Chlorotoluene	ND	1.0	ug/L	1	07/18/23	MH	SW8260C
4-Methyl-2-pentanone	ND	5.0	ug/L	1	07/18/23	MH	SW8260C

Ver 1

Project ID: ROCKVILLE FORMER MGP
Client ID: TB-071423

Phoenix I.D.: CO50786

Parameter	Result	RL/ PQL	Units	Dilution	Date/Time	By	Reference
Acetone	ND	25	ug/L	1	07/18/23	MH	SW8260C
Acrylonitrile	ND	0.50	ug/L	1	07/18/23	MH	SW8260C
Benzene	ND	0.70	ug/L	1	07/18/23	MH	SW8260C
Bromobenzene	ND	1.0	ug/L	1	07/18/23	MH	SW8260C
Bromochloromethane	ND	1.0	ug/L	1	07/18/23	MH	SW8260C
Bromodichloromethane	ND	0.50	ug/L	1	07/18/23	MH	SW8260C
Bromoform	ND	1.0	ug/L	1	07/18/23	MH	SW8260C
Bromomethane	ND	1.0	ug/L	1	07/18/23	MH	SW8260C
Carbon Disulfide	ND	5.0	ug/L	1	07/18/23	MH	SW8260C
Carbon tetrachloride	ND	1.0	ug/L	1	07/18/23	MH	SW8260C
Chlorobenzene	ND	1.0	ug/L	1	07/18/23	MH	SW8260C
Chloroethane	ND	1.0	ug/L	1	07/18/23	MH	SW8260C
Chloroform	ND	1.0	ug/L	1	07/18/23	MH	SW8260C
Chloromethane	ND	1.0	ug/L	1	07/18/23	MH	SW8260C
cis-1,2-Dichloroethene	ND	1.0	ug/L	1	07/18/23	MH	SW8260C
cis-1,3-Dichloropropene	ND	0.40	ug/L	1	07/18/23	MH	SW8260C
Dibromochloromethane	ND	0.50	ug/L	1	07/18/23	MH	SW8260C
Dibromomethane	ND	1.0	ug/L	1	07/18/23	MH	SW8260C
Dichlorodifluoromethane	ND	1.0	ug/L	1	07/18/23	MH	SW8260C
Ethylbenzene	ND	1.0	ug/L	1	07/18/23	MH	SW8260C
Hexachlorobutadiene	ND	0.40	ug/L	1	07/18/23	MH	SW8260C
Isopropylbenzene	ND	1.0	ug/L	1	07/18/23	MH	SW8260C
m&p-Xylene	ND	1.0	ug/L	1	07/18/23	MH	SW8260C
Methyl ethyl ketone	ND	5.0	ug/L	1	07/18/23	MH	SW8260C
Methyl t-butyl ether (MTBE)	ND	1.0	ug/L	1	07/18/23	MH	SW8260C
Methylene chloride	ND	1.0	ug/L	1	07/18/23	MH	SW8260C
Naphthalene	ND	1.0	ug/L	1	07/18/23	MH	SW8260C
n-Butylbenzene	ND	1.0	ug/L	1	07/18/23	MH	SW8260C
n-Propylbenzene	ND	1.0	ug/L	1	07/18/23	MH	SW8260C
o-Xylene	ND	1.0	ug/L	1	07/18/23	MH	SW8260C
p-Isopropyltoluene	ND	1.0	ug/L	1	07/18/23	MH	SW8260C
sec-Butylbenzene	ND	1.0	ug/L	1	07/18/23	MH	SW8260C
Styrene	ND	1.0	ug/L	1	07/18/23	MH	SW8260C
tert-Butylbenzene	ND	1.0	ug/L	1	07/18/23	MH	SW8260C
Tetrachloroethene	ND	1.0	ug/L	1	07/18/23	MH	SW8260C
Tetrahydrofuran (THF)	ND	2.5	ug/L	1	07/18/23	MH	SW8260C
Toluene	ND	1.0	ug/L	1	07/18/23	MH	SW8260C
Total Xylenes	ND	1.0	ug/L	1	07/18/23	MH	SW8260C
trans-1,2-Dichloroethene	ND	1.0	ug/L	1	07/18/23	MH	SW8260C
trans-1,3-Dichloropropene	ND	0.40	ug/L	1	07/18/23	MH	SW8260C
trans-1,4-dichloro-2-butene	ND	5.0	ug/L	1	07/18/23	MH	SW8260C
Trichloroethene	ND	1.0	ug/L	1	07/18/23	MH	SW8260C
Trichlorofluoromethane	ND	1.0	ug/L	1	07/18/23	MH	SW8260C
Trichlorotrifluoroethane	ND	1.0	ug/L	1	07/18/23	MH	SW8260C
Vinyl chloride	ND	1.0	ug/L	1	07/18/23	MH	SW8260C
QA/QC Surrogates							
% 1,2-dichlorobenzene-d4	93		%	1	07/18/23	MH	70 - 130 %
% Bromofluorobenzene	93		%	1	07/18/23	MH	70 - 130 %
% Dibromofluoromethane	96		%	1	07/18/23	MH	70 - 130 %

Ver 1

Project ID: ROCKVILLE FORMER MGP
Client ID: TB-071423

Phoenix I.D.: CO50786

Parameter	Result	RL/ PQL	Units	Dilution	Date/Time	By	Reference
% Toluene-d8	96		%	1	07/18/23	MH	70 - 130 %

RL/PQL=Reporting/Practical Quantitation Level ND=Not Detected BRL=Below Reporting Level
QA/QC Surrogates: Surrogates are compounds (preceeded with a %) added by the lab to determine analysis efficiency. Surrogate results(%) listed in the report are not "detected" compounds.

Comments:

TRIP BLANK INCLUDED.

If you are the client above and have any questions concerning this testing, please do not hesitate to contact Phoenix Client Services at ext.200.
The contents of this report cannot be discussed with anyone other than the client listed above without their written consent.



Phyllis Shiller, Laboratory Director
July 31, 2023
Reviewed and Released by: Ethan Lee, Project Manager

Environmental Laboratories, Inc.
587 East Middle Turnpike, P.O.Box 370, Manchester, CT 06045
Tel. (860) 645-1102

QA/QC Report

July 31, 2023

QA/QC Data

SDG I.D.: GCO50782

Parameter	Blank	Blk RL	Sample Result	Dup Result	Dup RPD	LCS %	LCSD %	LCS RPD	MS %	MSD %	MS RPD	% Rec Limits	% RPD Limits	
QA/QC Batch 686988 (mg/L), QC Sample No: CO49731 (CO50782, CO50783, CO50784, CO50785)														
Mercury - Water	BRL	0.0002	<0.0002	<0.0002	NC	96.4			97.7			80 - 120	20	
Comment:														
Additional Mercury criteria: LCS acceptance range for waters is 80-120% and for soils is 70-130%. MS acceptance range is 75-125%.														
QA/QC Batch 687094 (mg/L), QC Sample No: CO50874 (CO50782, CO50783, CO50784, CO50785)														
ICP Metals - Aqueous														
Antimony	BRL	0.005	<0.005	<0.005	NC	108	107	0.9	106			80 - 120	20	
Arsenic	BRL	0.004	<0.004	<0.004	NC	107	107	0.0	106			80 - 120	20	
Barium	BRL	0.002	0.008	0.008	NC	107	106	0.9	107			80 - 120	20	
Beryllium	BRL	0.001	<0.001	<0.001	NC	108	107	0.9	107			80 - 120	20	
Cadmium	BRL	0.001	<0.001	<0.001	NC	111	110	0.9	110			80 - 120	20	
Chromium	BRL	0.001	0.003	0.002	NC	110	109	0.9	110			80 - 120	20	
Copper	BRL	0.005	0.015	0.015	NC	107	107	0.0	107			80 - 120	20	
Lead	BRL	0.001	0.019	0.015	23.5	107	107	0.0	107			80 - 120	20	r
Nickel	BRL	0.001	0.003	0.003	NC	112	112	0.0	111			80 - 120	20	
Selenium	BRL	0.010	<0.010	<0.010	NC	96.4	97.0	0.6	93.8			80 - 120	20	
Silver	BRL	0.001	<0.001	<0.001	NC	106	106	0.0	105			80 - 120	20	
Vanadium	BRL	0.002	0.013	0.013	0	107	107	0.0	107			80 - 120	20	
Zinc	BRL	0.004	0.470	0.471	0.20	107	107	0.0	107			80 - 120	20	
Comment:														
Additional Criteria: LCS acceptance range is 80-120% MS acceptance range 75-125%.														
QA/QC Batch 687288 (mg/L), QC Sample No: CO51776 5X (CO50782, CO50783, CO50784, CO50785)														
ICP MS Metals - Aqueous														
Thallium	BRL	0.0005	<0.0005	<0.0005	NC	92.4	93.4	1.1	92.2			80 - 120	20	
Comment:														
Additional Criteria: LCS acceptance range is 80-120% MS acceptance range 75-125%.														

r = This parameter is outside laboratory RPD specified recovery limits.

Environmental Laboratories, Inc.
587 East Middle Turnpike, P.O.Box 370, Manchester, CT 06045
Tel. (860) 645-1102

QA/QC Report

July 31, 2023

QA/QC Data

SDG I.D.: GCO50782

Parameter	Blank	Blk RL	Sample Result	Dup Result	Dup RPD	LCS %	LCSD %	LCS RPD	MS %	MSD %	MS RPD	% Rec Limits	% RPD Limits	
QA/QC Batch 687304 (mg/L), QC Sample No: CO50642 (CO50782, CO50783)														
Total Cyanide	BRL	0.010	<0.010	<0.010	NC	105			110			90 - 110	20	
Comment:														
Additional: LCS acceptance range is 80-120% for soils MS acceptance range 75-125% for soils														
QA/QC Batch 687304A (mg/L), QC Sample No: CO50784 (CO50784, CO50785)														
Total Cyanide	BRL	0.010				105			118			90 - 110	20	m
Comment:														
This batch does not include a duplicate.														
Additional: LCS acceptance range is 80-120% for soils MS acceptance range 75-125% for soils														

m = This parameter is outside laboratory MS/MSD specified recovery limits.

Environmental Laboratories, Inc.
587 East Middle Turnpike, P.O.Box 370, Manchester, CT 06045
Tel. (860) 645-1102

QA/QC Report

July 31, 2023

QA/QC Data

SDG I.D.: GCO50782

Parameter	Blank	Blk RL	LCS %	LCSD %	LCS RPD	MS %	MSD %	MS RPD	% Rec Limits	% RPD Limits
QA/QC Batch 687286 (mg/L), QC Sample No: CO50784 (CO50782, CO50783, CO50784, CO50785)										
TPH by GC (Extractable Products) - Ground Water										
Ext. Petroleum H.C. (C9-C36)	ND	0.10	104	106	1.9				60 - 120	30
% Terphenyl (surr)	92	%	91	102	11.4				50 - 150	20
Comment:										
Additional surrogate criteria: LCS acceptance range is 60-120% MS acceptance range 50-150%. The ETPH/DRO LCS has been normalized based on the alkane calibration.										
QA/QC Batch 687285 (ug/L), QC Sample No: CO49892 (CO50782, CO50783, CO50784, CO50785)										
Semivolatiles by SIM, PAH - Ground Water										
2-Methylnaphthalene	ND	0.50	70	72	2.8				30 - 130	20
Acenaphthene	ND	0.50	79	83	4.9				30 - 130	20
Acenaphthylene	ND	0.10	83	88	5.8				30 - 130	20
Anthracene	ND	0.10	100	105	4.9				30 - 130	20
Benz(a)anthracene	ND	0.02	118	124	5.0				30 - 130	20
Benzo(a)pyrene	ND	0.02	129	134	3.8				30 - 130	20
Benzo(b)fluoranthene	ND	0.02	110	114	3.6				30 - 130	20
Benzo(ghi)perylene	ND	0.02	95	103	8.1				30 - 130	20
Benzo(k)fluoranthene	ND	0.02	107	111	3.7				30 - 130	20
Chrysene	ND	0.02	98	103	5.0				30 - 130	20
Dibenz(a,h)anthracene	ND	0.02	109	117	7.1				30 - 130	20
Fluoranthene	ND	0.50	101	105	3.9				30 - 130	20
Fluorene	ND	0.10	92	96	4.3				30 - 130	20
Indeno(1,2,3-cd)pyrene	ND	0.02	118	126	6.6				30 - 130	20
Naphthalene	ND	0.50	61	62	1.6				30 - 130	20
Phenanthrene	ND	0.06	80	83	3.7				30 - 130	20
Pyrene	ND	0.07	98	103	5.0				30 - 130	20
% 2-Fluorobiphenyl	78	%	82	83	1.2				30 - 130	20
% Nitrobenzene-d5	59	%	60	58	3.4				30 - 130	20
% Terphenyl-d14	85	%	87	88	1.1				30 - 130	20
Comment:										
Additional 8270 criteria:20% of compounds can be outside of acceptance criteria as long as recovery is at least 10%. (Acid surrogates acceptance range for aqueous samples: 15-110%, for soils 30-130%)										
QA/QC Batch 687601 (ug/L), QC Sample No: CO50786 (CO50782, CO50783, CO50784, CO50785, CO50786)										
Volatiles - Ground Water										
1,1,1,2-Tetrachloroethane	ND	1.0	95	105	10.0				70 - 130	30
1,1,1-Trichloroethane	ND	1.0	86	98	13.0				70 - 130	30
1,1,2,2-Tetrachloroethane	ND	0.50	91	101	10.4				70 - 130	30
1,1,2-Trichloroethane	ND	1.0	83	92	10.3				70 - 130	30
1,1-Dichloroethane	ND	1.0	86	96	11.0				70 - 130	30
1,1-Dichloroethene	ND	1.0	89	100	11.6				70 - 130	30
1,1-Dichloropropene	ND	1.0	93	105	12.1				70 - 130	30
1,2,3-Trichlorobenzene	ND	1.0	94	106	12.0				70 - 130	30

QA/QC Data

SDG I.D.: GCO50782

Parameter	Blank	Blk RL	LCS %	LCSD %	LCS RPD	MS %	MSD %	MS RPD	% Rec Limits	% RPD Limits
1,2,3-Trichloropropane	ND	1.0	96	103	7.0				70 - 130	30
1,2,4-Trichlorobenzene	ND	1.0	98	108	9.7				70 - 130	30
1,2,4-Trimethylbenzene	ND	1.0	102	114	11.1				70 - 130	30
1,2-Dibromo-3-chloropropane	ND	1.0	99	105	5.9				70 - 130	30
1,2-Dibromoethane	ND	1.0	89	99	10.6				70 - 130	30
1,2-Dichlorobenzene	ND	1.0	95	104	9.0				70 - 130	30
1,2-Dichloroethane	ND	1.0	81	92	12.7				70 - 130	30
1,2-Dichloropropane	ND	1.0	85	96	12.2				70 - 130	30
1,3,5-Trimethylbenzene	ND	1.0	103	114	10.1				70 - 130	30
1,3-Dichlorobenzene	ND	1.0	97	108	10.7				70 - 130	30
1,3-Dichloropropane	ND	1.0	92	101	9.3				70 - 130	30
1,4-Dichlorobenzene	ND	1.0	97	106	8.9				70 - 130	30
2,2-Dichloropropane	ND	1.0	93	104	11.2				70 - 130	30
2-Chlorotoluene	ND	1.0	102	113	10.2				70 - 130	30
2-Hexanone	ND	5.0	81	92	12.7				70 - 130	30
2-Isopropyltoluene	ND	1.0	102	113	10.2				70 - 130	30
4-Chlorotoluene	ND	1.0	103	112	8.4				70 - 130	30
4-Methyl-2-pentanone	ND	5.0	76	87	13.5				70 - 130	30
Acetone	ND	5.0	73	79	7.9				70 - 130	30
Acrylonitrile	ND	5.0	82	94	13.6				70 - 130	30
Benzene	ND	0.70	89	100	11.6				70 - 130	30
Bromobenzene	ND	1.0	100	110	9.5				70 - 130	30
Bromochloromethane	ND	1.0	85	97	13.2				70 - 130	30
Bromodichloromethane	ND	0.50	85	96	12.2				70 - 130	30
Bromoform	ND	1.0	86	97	12.0				70 - 130	30
Bromomethane	ND	1.0	102	119	15.4				70 - 130	30
Carbon Disulfide	ND	1.0	83	93	11.4				70 - 130	30
Carbon tetrachloride	ND	1.0	88	100	12.8				70 - 130	30
Chlorobenzene	ND	1.0	92	103	11.3				70 - 130	30
Chloroethane	ND	1.0	93	103	10.2				70 - 130	30
Chloroform	ND	1.0	86	96	11.0				70 - 130	30
Chloromethane	ND	1.0	92	104	12.2				70 - 130	30
cis-1,2-Dichloroethene	ND	1.0	87	98	11.9				70 - 130	30
cis-1,3-Dichloropropene	ND	0.40	88	97	9.7				70 - 130	30
Dibromochloromethane	ND	0.50	92	103	11.3				70 - 130	30
Dibromomethane	ND	1.0	86	94	8.9				70 - 130	30
Dichlorodifluoromethane	ND	1.0	98	112	13.3				70 - 130	30
Ethylbenzene	ND	1.0	96	107	10.8				70 - 130	30
Hexachlorobutadiene	ND	0.40	103	114	10.1				70 - 130	30
Isopropylbenzene	ND	1.0	105	117	10.8				70 - 130	30
m&p-Xylene	ND	1.0	96	108	11.8				70 - 130	30
Methyl ethyl ketone	ND	5.0	76	87	13.5				70 - 130	30
Methyl t-butyl ether (MTBE)	ND	1.0	78	87	10.9				70 - 130	30
Methylene chloride	ND	1.0	83	91	9.2				70 - 130	30
Naphthalene	ND	1.0	94	104	10.1				70 - 130	30
n-Butylbenzene	ND	1.0	105	117	10.8				70 - 130	30
n-Propylbenzene	ND	1.0	103	116	11.9				70 - 130	30
o-Xylene	ND	1.0	95	105	10.0				70 - 130	30
p-Isopropyltoluene	ND	1.0	105	117	10.8				70 - 130	30
sec-Butylbenzene	ND	1.0	105	115	9.1				70 - 130	30
Styrene	ND	1.0	95	105	10.0				70 - 130	30
tert-Butylbenzene	ND	1.0	104	115	10.0				70 - 130	30
Tetrachloroethene	ND	1.0	87	96	9.8				70 - 130	30

QA/QC Data

SDG I.D.: GCO50782

Parameter	Blank	Blk RL	LCS %	LCSD %	LCS RPD	MS %	MSD %	MS RPD	% Rec Limits	% RPD Limits
Tetrahydrofuran (THF)	ND	2.5	77	86	11.0				70 - 130	30
Toluene	ND	1.0	88	98	10.8				70 - 130	30
trans-1,2-Dichloroethene	ND	1.0	88	98	10.8				70 - 130	30
trans-1,3-Dichloropropene	ND	0.40	88	97	9.7				70 - 130	30
trans-1,4-dichloro-2-butene	ND	5.0	97	106	8.9				70 - 130	30
Trichloroethene	ND	1.0	87	99	12.9				70 - 130	30
Trichlorofluoromethane	ND	1.0	93	103	10.2				70 - 130	30
Trichlorotrifluoroethane	ND	1.0	85	95	11.1				70 - 130	30
Vinyl chloride	ND	1.0	91	102	11.4				70 - 130	30
% 1,2-dichlorobenzene-d4	97	%	99	98	1.0				70 - 130	30
% Bromofluorobenzene	92	%	96	95	1.0				70 - 130	30
% Dibromofluoromethane	97	%	97	100	3.0				70 - 130	30
% Toluene-d8	96	%	99	99	0.0				70 - 130	30

Comment:

A LCS and LCS Duplicate were performed instead of a matrix spike and matrix spike duplicate.

Additional 8260 criteria: 10% of LCS/LCSD compounds can be outside of acceptance criteria as long as recovery is 40-160%, 25-160% for Chloroethane-HL and Trichlorofluoromethane-HL.

QA/QC Batch 687837 (ug/L), QC Sample No: CO52926 (CO50784 (5X, 20X))

Volatiles - Ground Water

Benzene	ND	0.70	90	103	13.5				70 - 130	30
Ethylbenzene	ND	1.0	96	111	14.5				70 - 130	30
% 1,2-dichlorobenzene-d4	98	%	98	99	1.0				70 - 130	30
% Bromofluorobenzene	90	%	96	96	0.0				70 - 130	30
% Dibromofluoromethane	97	%	98	99	1.0				70 - 130	30
% Toluene-d8	97	%	99	99	0.0				70 - 130	30

Comment:

A LCS and LCS Duplicate were performed instead of a matrix spike and matrix spike duplicate.

Additional 8260 criteria: 10% of LCS/LCSD compounds can be outside of acceptance criteria as long as recovery is 40-160%, 25-160% for Chloroethane-HL and Trichlorofluoromethane-HL.

I = This parameter is outside laboratory LCS/LCSD specified recovery limits.

If there are any questions regarding this data, please call Phoenix Client Services at extension 200.

RPD - Relative Percent Difference
LCS - Laboratory Control Sample
LCSD - Laboratory Control Sample Duplicate
MS - Matrix Spike
MS Dup - Matrix Spike Duplicate
NC - No Criteria
Intf - Interference



Phyllis Shiller, Laboratory Director
July 31, 2023

Monday, July 31, 2023
Criteria: CT: GWP
State: CT

Sample Criteria Exceedances Report

GCO50782 - GEI-EVER

SampNo	Acode	Phoenix Analyte	Criteria	Result	RL	Criteria	RL Criteria	Analysis Units
CO50782	$8260GWR	1,2-Dibromo-3-chloropropane	CT / RSR GWPC (ug/l) / APS Organics	ND	0.50	0.2	0.2	ug/L
CO50782	$8260GWR	1,2-Dibromoethane	CT / RSR GWPC (ug/l) / Volatiles	ND	0.25	0.05	0.05	ug/L
CO50783	$8260GWR	1,2-Dibromo-3-chloropropane	CT / RSR GWPC (ug/l) / APS Organics	ND	0.50	0.2	0.2	ug/L
CO50783	$8260GWR	1,2-Dibromoethane	CT / RSR GWPC (ug/l) / Volatiles	ND	0.25	0.05	0.05	ug/L
CO50784	$8100CTSIMR	Benz(a)anthracene	CT / RSR GWPC (ug/l) / Semivolatiles	0.10	0.05	0.06	0.06	ug/L
CO50784	$8260GWR	1,2-Dibromo-3-chloropropane	CT / RSR GWPC (ug/l) / APS Organics	ND	0.50	0.2	0.2	ug/L
CO50784	$8260GWR	Benzene	CT / RSR GWPC (ug/l) / Volatiles	170	14	1	1	ug/L
CO50784	$8260GWR	1,2-Dibromoethane	CT / RSR GWPC (ug/l) / Volatiles	ND	0.25	0.05	0.05	ug/L
CO50784	$ETPH_WMR	Ext. Petroleum H.C. (C9-C36)	CT / RSR GWPC (ug/l) / Pest/PCB/TPH	0.69	0.066	0.5	0.5	mg/L
CO50784	$ETPH_WMR	Ext. Petroleum H.C. (C9-C36)	CT / RSR GWPC (ug/l) / Pest/PCB/TPH	0.69	0.066	0.25	0.25	mg/L
CO50785	$8260GWR	1,2-Dibromo-3-chloropropane	CT / RSR GWPC (ug/l) / APS Organics	ND	0.50	0.2	0.2	ug/L
CO50785	$8260GWR	1,2-Dibromoethane	CT / RSR GWPC (ug/l) / Volatiles	ND	0.25	0.05	0.05	ug/L
CO50785	$8260GWR	Benzene	CT / RSR GWPC (ug/l) / Volatiles	17	0.70	1	1	ug/L
CO50785	$ETPH_WMR	Ext. Petroleum H.C. (C9-C36)	CT / RSR GWPC (ug/l) / Pest/PCB/TPH	0.34	0.069	0.25	0.25	mg/L
CO50786	$8260GWR	1,2-Dibromo-3-chloropropane	CT / RSR GWPC (ug/l) / APS Organics	ND	0.50	0.2	0.2	ug/L
CO50786	$8260GWR	1,2-Dibromoethane	CT / RSR GWPC (ug/l) / Volatiles	ND	0.25	0.05	0.05	ug/L

Phoenix Laboratories does not assume responsibility for the data contained in this exceedance report. It is provided as an additional tool to identify requested criteria exceedences. All efforts are made to ensure the accuracy of the data (obtained from appropriate agencies). A lack of exceedence information does not necessarily suggest conformance to the criteria. It is ultimately the site professional's responsibility to determine appropriate compliance.

REASONABLE CONFIDENCE PROTOCOL
LABORATORY ANALYSIS QA/QC CERTIFICATION FORM

Laboratory Name: Phoenix Environmental Labs, Inc. ***Client:*** GEI Consultants

Project Location: ROCKVILLE FORMER MGP ***Project Number:***

Laboratory Sample ID(s): CO50782-CO50786 ***Sampling Date(s):*** 7/14/2023

List RCP Methods Used (e.g., 8260, 8270, et cetera) 6010, 7470/7471, 8260, 8270, ETPH, 9010/9012

1	**For each analytical method referenced in this laboratory report package, were all specified QA/QC performance criteria followed, including the requirement to explain any criteria falling outside of acceptable guidelines, as specified in the CT DEP method-specific Reasonable Confidence Protocol documents?**	☑ Yes ☐ No
1A	**Were the method specified preservation and holding time requirements met?**	☑ Yes ☐ No
1B	***VPH and EPH methods only:*** **Was the VPH or EPH method conducted without significant modifications (see section 11.3 of respective RCP methods)**	☐ Yes ☐ No ☑ NA
2	**Were all samples received by the laboratory in a condition consistent with that described on the associated Chain-of-Custody document(s)?**	☑ Yes ☐ No
3	**Were samples received at an appropriate temperature (< 6 Degrees C)?**	☑ Yes ☐ No ☐ NA
4	**Were all QA/QC performance criteria specified in the Reasonable Confidence Protocol documents acheived? See Sections: Cyanide Narration, SVOASIM Narration.**	☐ Yes ☑ No
5	**a) Were reporting limits specified or referenced on the chain-of-custody?** **b) Were these reporting limits met?**	☑ Yes ☐ No ☐ Yes ☑ No
6	**For each analytical method referenced in this laboratory report package, were results reported for all constituents identified in the method-specific analyte lists presented in the Reasonable Confidence Protocol documents?**	☐ Yes ☑ No
7	**Are project-specific matrix spikes and laboratory duplicates included in the data set?**	☑ Yes ☐ No

Notes: For all questions to which the response was "No" (with the exception of question #7), additional information must be provided in an attached narrative. If the answer to question #1, #1A or 1B is "No", the data package does not meet the requirements for "Reasonable Confidence". This form may not be altered and all questions must be answered.

I, the undersigned, attest under the pains and penalties of perjury that, to the best of my knowledge and belief and based upon my personal inquiry of those responsible for providing the information contained in this analytical report, such information is accurate and complete.

Authorized Signature: Ethan Lee **Position:** Project Manager

Printed Name: Ethan Lee **Date:** Monday, July 31, 2023

Name of Laboratory Phoenix Environmental Labs, Inc.

This certification form is to be used for RCP methods only.

CTDEP RCP Laboratory Analysis QA/QC Certification Form - November 2007
Laboratory Quality Assurance and Quality Control Guidance Reasonable Confidence Protocols

Environmental Laboratories, Inc.
587 East Middle Turnpike, P.O.Box 370, Manchester, CT 06045
Tel. (860) 645-1102 Fax (860) 645-0823

RCP Certification Report

July 31, 2023

SDG I.D.: GCO50782

SDG Comments

8270 Semi-volatile Organics:
The client requested a short list for 8270 RCP Semivolatile. Only the PAH constituents are reported as requested on the chain-of-custody.

Volatile 8260 analysis:
1,2-Dibromoethane and 1,2-Dibromo-3-chloropropane do not meet GWP criteria, these compounds are analyzed by GC/ECD to achieve this criteria.

Cyanide Narration

Were all QA/QC performance criteria specified in the Reasonable Confidence Protocol documents achieved? No.

QC Batch 87304A (Samples: CO50784, CO50785): -----

The MS and/or the MSD recovery is above the upper range for one or more analytes that were not reported in the sample(s), therefore no significant bias is suspected. (Total Cyanide)

Instrument:

LACHAT 07/18/23-1 Catherine Lundigan, Chemist 07/18/23

CO50782 , CO50783 , CO50784 , CO50785

The samples were distilled in accordance with the method.
The initial calibration met criteria.

The calibration check standards (ICV,CCV) were within 15% of true value and were analyzed at a frequencey of one per ten samples.
The continuing calibration blanks (ICB,CCB) had concentrations less than the reporting level.

The method blank, laboratory control sample (LCS), and matrix spike were distilled with the samples.

QC (Batch Specific):

Batch 687304 (CO50642)

CO50782, CO50783

All LCS recoveries were within 90 - 110 with the following exceptions: None.
Additional: LCS acceptance range is 80-120% for soils MS acceptance range 75-125% for soils

QC (Site Specific):

Batch 687304A (CO50784)

CO50784, CO50785

All LCS recoveries were within 90 - 110 with the following exceptions: None.
All MS recoveries were within 90 - 110 with the following exceptions: Total Cyanide(118%)
A matrix effect is suspected when a MS/MSD recovery is outside of criteria. No further action is required if LCS/LCSD compounds are within criteria.
This batch does not include a duplicate.
Additional: LCS acceptance range is 80-120% for soils MS acceptance range 75-125% for soils

Environmental Laboratories, Inc.
587 East Middle Turnpike, P.O.Box 370, Manchester, CT 06045
Tel. (860) 645-1102 Fax (860) 645-0823

NY # 11301

RCP Certification Report

July 31, 2023

SDG I.D.: GCO50782

ETPH Narration

Were all QA/QC performance criteria specified in the Reasonable Confidence Protocol documents achieved? Yes.

Instrument:

AU-XL1 07/18/23-1 Jeff Bucko, Chemist 07/18/23

CO50782 (1X), CO50783 (1X), CO50784 (1X), CO50785 (1X)

The initial calibration (ET_712AI) RSD for the compound list was less than 30% except for the following compounds: None.
As per section 7.2.3, a discrimination check standard was run (718A003_1) and contained the following outliers: None.
The continuing calibration %D for the compound list was less than 30% except for the following compounds:None.

QC (Batch Specific):

Batch 687286 (CO50784)

CO50782, CO50783, CO50784, CO50785

All LCS recoveries were within 60 - 120 with the following exceptions: None.
All LCSD recoveries were within 60 - 120 with the following exceptions: None.
All LCS/LCSD RPDs were less than 30% with the following exceptions: None.
Additional surrogate criteria: LCS acceptance range is 60-120% MS acceptance range 50-150%. The ETPH/DRO LCS has been normalized based on the alkane calibration.

Mercury Narration

Were all QA/QC performance criteria specified in the analytical method achieved? Yes.

Instrument:

MERLIN 07/17/23 11:38 Paul Marshall, Chemist 07/17/23

CO50782, CO50783, CO50784, CO50785

The method preparation blank, ICB, and CCBs contain all of the acids and reagents as the samples.
The initial calibration met all criteria including a standard run at or below the reporting level.
All calibration verification standards (ICV, CCV) met criteria.
All calibration blank verification standards (ICB, CCB) met criteria.
The matrix spike sample is used to identify spectral interference for each batch of samples, if within 85-115%, no interference is observed and no further action is taken.
The following Initial Calibration Verification (ICV) compounds did not meet criteria: None.
The following Continuing Calibration Verification (CCV) compounds did not meet criteria: None.

QC (Batch Specific):

Batch 686988 (CO49731)

CO50782, CO50783, CO50784, CO50785

All LCS recoveries were within 80 - 120 with the following exceptions: None.
Additional Mercury criteria: LCS acceptance range for waters is 80-120% and for soils is 70-130%. MS acceptance range is 75-125%.

ICP Metals Narration

Were all QA/QC performance criteria specified in the analytical method achieved? Yes.

Instrument:

Environmental Laboratories, Inc.
587 East Middle Turnpike, P.O.Box 370, Manchester, CT 06045
Tel. (860) 645-1102 Fax (860) 645-0823

ACCREDITED IN ACCORDANCE WITH nelac NY # 11301

Certification Report

July 31, 2023

SDG I.D.: GCO50782

ICP Metals Narration

ARCOS-2 07/30/23 20:43 Tina Hall, Chemist 07/30/23

CO50782, CO50783, CO50784, CO50785

The linear range is defined daily by the calibration range.
The following Initial Calibration Verification (ICV) compounds did not meet criteria: None.
The following Continuing Calibration Verification (CCV) compounds did not meet criteria: None.
The following ICP Interference Check (ICSAB) compounds did not meet criteria: None.

QC (Batch Specific):

Batch 687094 (co50874)

CO50782, CO50783, CO50784, CO50785

All LCS recoveries were within 80 - 120 with the following exceptions: None.
All LCSD recoveries were within 80 - 120 with the following exceptions: None.
All LCS/LCSD RPDs were less than 20% with the following exceptions: None.
Additional Criteria: LCS acceptance range is 80-120% MS acceptance range 75-125%.

ICPMS Metals Narration

Were all QA/QC performance criteria specified in the analytical method achieved? Yes.

Instrument:

ICPMS 07/18/23 11:28 Mike Hornak, Chemist 07/18/23

CO50782, CO50783, CO50784, CO50785

The linear range is defined daily by the calibration range.
The following Initial Calibration Verification (ICV) compounds did not meet criteria: None.
The following Continuing Calibration Verification (CCV) compounds did not meet criteria: None.
The following samples did not meet internal standard criteria: None.

QC (Batch Specific):

Batch 687288 (CO51776)

CO50782, CO50783, CO50784, CO50785

All LCS recoveries were within 80 - 120 with the following exceptions: None.
All LCSD recoveries were within 80 - 120 with the following exceptions: None.
All LCS/LCSD RPDs were less than 20% with the following exceptions: None.
Additional Criteria: LCS acceptance range is 80-120% MS acceptance range 75-125%.

SVOA Narration

Were all QA/QC performance criteria specified in the Reasonable Confidence Protocol documents achieved? Yes.

Instrument:

CHEM22 07/19/23-1 Adam Werner, Chemist 07/19/23

CO50784 (1X), CO50785 (1X)

Initial Calibration Evaluation (CHEM22/22_SPLIT_0716):
99% of target compounds met criteria.
The following compounds had %RSDs >20%: None.

Environmental Laboratories, Inc.
587 East Middle Turnpike, P.O.Box 370, Manchester, CT 06045
Tel. (860) 645-1102 Fax (860) 645-0823

NY # 11301

RCP Certification Report

July 31, 2023

SDG I.D.: GCO50782

SVOA Narration

The following compounds did not meet recommended response factors: None.
The following compounds did not meet a minimum response factors: None.

Continuing Calibration Verification (CHEM22/0719_03-22_SPLIT_0716):
Internal standard areas were within 50 to 200% of the initial calibration with the following exceptions: None.
100% of target compounds met criteria.
The following compounds did not meet % deviation criteria: None.
The following compounds did not meet maximum % deviations: None.
The following compounds did not meet recommended response factors: None.
The following compounds did not meet minimum response factors: None.

QC (Batch Specific):

Batch 687285 (CO49892)

CO50782, CO50783, CO50784, CO50785

All LCS recoveries were within 30 - 130 with the following exceptions: None.
All LCSD recoveries were within 30 - 130 with the following exceptions: Benzo(a)pyrene(134%)
All LCS/LCSD RPDs were less than 20% with the following exceptions: None.
Additional 8270 criteria:20% of compounds can be outside of acceptance criteria as long as recovery is at least 10%. (Acid surrogates acceptance range for aqueous samples: 15-110%, for soils 30-130%)
Additional 8270 criteria: 20% of compounds can be outside of acceptance criteria as long as recovery is at least 10%. (Acid surrogates acceptance range for aqueous samples: 15-110%, for soils 30-130%)

SVOASIM Narration

Were all QA/QC performance criteria specified in the Reasonable Confidence Protocol documents achieved? No.

QC Batch 687285 (Samples: CO50782, CO50783, CO50784, CO50785): -----

The LCS and/or the LCSD recovery is above the upper range for one or more analytes that were not reported in the sample(s), therefore no significant bias is suspected. (Benzo(a)pyrene)

Instrument:

CHEM33 07/18/23-1 Keith Aloisa, Chemist 07/18/23

CO50782 (1X), CO50783 (1X), CO50784 (1X), CO50785 (1X)

Initial Calibration Evaluation (CHEM33/33_PAHSIM_0629):
100% of target compounds met criteria.
The following compounds had %RSDs >20%: None.
The following compounds did not meet recommended response factors: None.
The following compounds did not meet a minimum response factors: None.

Continuing Calibration Verification (CHEM33/0718_03-33_PAHSIM_0629):
Internal standard areas were within 50 to 200% of the initial calibration with the following exceptions: None.
100% of target compounds met criteria.
The following compounds did not meet % deviation criteria: None.
The following compounds did not meet maximum % deviations: None.
The following compounds did not meet recommended response factors: None.
The following compounds did not meet minimum response factors: None.

Environmental Laboratories, Inc.
587 East Middle Turnpike, P.O.Box 370, Manchester, CT 06045
Tel. (860) 645-1102 Fax (860) 645-0823

NY # 11301

RCP Certification Report

July 31, 2023

SDG I.D.: GCO50782

SVOASIM Narration

QC (Batch Specific):

Batch 687285 (CO49892)

CO50782, CO50783, CO50784, CO50785

All LCS recoveries were within 30 - 130 with the following exceptions: None.
All LCSD recoveries were within 30 - 130 with the following exceptions: Benzo(a)pyrene(134%)
All LCS/LCSD RPDs were less than 20% with the following exceptions: None.
Additional 8270 criteria:20% of compounds can be outside of acceptance criteria as long as recovery is at least 10%. (Acid surrogates acceptance range for aqueous samples: 15-110%, for soils 30-130%)

VOA Narration

Were all QA/QC performance criteria specified in the Reasonable Confidence Protocol documents achieved? Yes.

Instrument:

CHEM02 07/18/23-1 Michael Hahn, Chemist 07/18/23

CO50782 (1X), CO50783 (1X), CO50784 (1X), CO50785 (1X), CO50786 (1X)

Chem02 is a 25ml purge instrument. The laboratory minimum response factor is set at 0.01 instead of 0.05 for the 25ml purge instruments.
EPA method 8260D Table 4 supports this approach.

Initial Calibration Evaluation (CHEM02/VT-P071623):
100% of target compounds met criteria.
The following compounds had %RSDs >20%: None.
The following compounds did not meet Table 4 recommended minimum response factors: 1,2-Dibromo-3-chloropropane 0.025 (0.05), 2-Hexanone 0.052 (0.1), 4-Methyl-2-pentanone 0.075 (0.1), Acetone 0.038 (0.1), Acrylonitrile 0.041 (0.05), Bromoform 0.055 (0.1), Methyl ethyl ketone 0.057 (0.1), Tetrachloroethene 0.165 (0.2), Tetrahydrofuran (THF) 0.038 (0.05)
The following compounds did not meet the minimum response factor of 0.05: 1,2-Dibromo-3-chloropropane 0.025 (0.05), Acetone 0.038 (0.05), Acrylonitrile 0.041 (0.05), Tetrahydrofuran (THF) 0.038 (0.05)

Continuing Calibration Verification (CHEM02/0718_02-VT-P071623):
Internal standard areas were within 50 to 200% of the initial calibration with the following exceptions: None.
100% of target compounds met criteria.
The following compounds did not meet % deviation criteria: None.
The following compounds did not meet maximum % deviations: None.
The following compounds did not meet Table 4 recommended minimum response factors: 1,2-Dibromo-3-chloropropane 0.023 (0.05), 2-Hexanone 0.044 (0.05), Acetone 0.028 (0.05), Acrylonitrile 0.037 (0.05), Bromoform 0.048 (0.05), Methyl ethyl ketone 0.047 (0.05), Tetrahydrofuran (THF) 0.031 (0.05)

CHEM02 07/19/23-1 Michael Hahn, Chemist 07/19/23

CO50784 (5X, 20X)

Chem02 is a 25ml purge instrument. The laboratory minimum response factor is set at 0.01 instead of 0.05 for the 25ml purge instruments.
EPA method 8260D Table 4 supports this approach.

Initial Calibration Evaluation (CHEM02/VT-P071623):
100% of target compounds met criteria.
The following compounds had %RSDs >20%: None.
The following compounds did not meet Table 4 recommended minimum response factors: None.

Environmental Laboratories, Inc.
587 East Middle Turnpike, P.O.Box 370, Manchester, CT 06045
Tel. (860) 645-1102 Fax (860) 645-0823

ACCREDITED IN ACCORDANCE WITH nelac NY # 11301

RCP Certification Report

July 31, 2023

SDG I.D.: GCO50782

VOA Narration

The following compounds did not meet the minimum response factor of 0.05: None.

Continuing Calibration Verification (CHEM02/0719_02-VT-P071623):
Internal standard areas were within 50 to 200% of the initial calibration with the following exceptions: None.
100% of target compounds met criteria.
The following compounds did not meet % deviation criteria: None.
The following compounds did not meet maximum % deviations: None.
The following compounds did not meet Table 4 recommended minimum response factors: None.

QC (Batch Specific):

Batch 687601 (CO50786) CHEM02 7/18/2023-1

CO50782(1X), CO50783(1X), CO50784(1X), CO50785(1X), CO50786(1X)

All LCS recoveries were within 70 - 130 with the following exceptions: None.
All LCSD recoveries were within 70 - 130 with the following exceptions: None.
All LCS/LCSD RPDs were less than 30% with the following exceptions: None.
A LCS and LCS Duplicate were performed instead of a matrix spike and matrix spike duplicate.
Additional 8260 criteria: 10% of LCS/LCSD compounds can be outside of acceptance criteria as long as recovery is 40-160%, 25-160% for Chloroethane-HL and Trichlorofluoromethane-HL.

Batch 687837 (CO52926) CHEM02 7/19/2023-1

CO50784(5X, 20X)

All LCS recoveries were within 70 - 130 with the following exceptions: None.
All LCSD recoveries were within 70 - 130 with the following exceptions: None.
All LCS/LCSD RPDs were less than 30% with the following exceptions: None.
A LCS and LCS Duplicate were performed instead of a matrix spike and matrix spike duplicate.
Additional 8260 criteria: 10% of LCS/LCSD compounds can be outside of acceptance criteria as long as recovery is 40-160%, 25-160% for Chloroethane-HL and Trichlorofluoromethane-HL.

Temperature Narration

The samples were received at 2.2C with cooling initiated.
(Note acceptance criteria for relevant matrices is above freezing up to 6°C)

22

Cooler: Yes ☒ No ☐
Coolant: IPK ☐ ICE ☒ No ☐

PHOENIX
Environmental Laboratories, Inc.

CT/MA/RI CHAIN OF CUSTODY RECORD

587 East Middle Turnpike, P.O. Box 370, Manchester, CT 06040
Email: makrina@phoenixlabs.com Fax (860) 645-0823
Client Services (860) 645-1102

Temp °C Pg of

Data Delivery/Contact Options:
☐ Fax:
☐ Phone:
☒ Email: JHolden@gei.consultants.com

Customer: GEI Consultants, Inc.
Address: 455 Winding Brook Drive
Glastonbury, CT 06033

Project: Rockville Former MGP
Report to: JHolden@geiconsultants.com
Invoice to: - See notes section -
Quote #

Project P.O: 2200138-1.4

This section MUST be completed with Bottle Quantities.

Sampler's Signature: MW MW Date: 7/14/23

Client Sample - Information - Identification

Matrix Code:
DW=Drinking Water **GW**=Ground Water **SW**=Surface Water **WW**=Waste Water
RW=Raw Water **SE**=Sediment **SL**=Sludge **S**=Soil **SD**=Solid **W**=Wipe **OIL**=Oil
B=Bulk **L**=Liquid **X** = _____(Other)

PHOENIX USE ONLY SAMPLE #	Customer Sample Identification	Sample Matrix	Date Sampled	Time Sampled	*MS/MSD (May be billable at analysis unit rate)	VOC's	PAH's	Total RSR Metals	CT ETPH	Total Cyanide	GL Amber 8 oz. [ ] w/H3PO4 [ ] NAHSO4	Soil VOA Vials [ ] methanol [ ] H2O	GL Soil container ( ) oz	GL Soil container ( ) oz	40 ml VOA Vial [ ] As is [X] HCl	GL Amber 1000ml [X] As is [ ] H2SO4	PL As is [ ] 250ml [ ] 500ml [ ] 1000ml	PL H2SO4 [ ] 250ml [ ] 500ml [X]	PL HNO3 250ml [X]	PL NaOH 250ml [X]	Bacteria Bottle w/thio	Bacteria Bottle as is
50782	MW-43S	GW	7/14/23	0915	X	X	X	X	X					3	3			1	1			8
50783	MW-43M			0920	X	X	X	X	X					3	3			1	1			8
50784	MW-41S			1020	X	X	X	X	X					3	3			1	1			8
50785	MW-29S			1025	X	X	X	X	X					3	3			1	1			8
50786	TB-071423			1200	X									2								2

Relinquished by:	Accepted by:	Date:	Time:
R. Perryman MW MW		7/14/23	1124

Comments, Special Requirements or Regulations:
Direct bill to Eversource

Turnaround Time:
☐ 1 Day* ☒ Standard
☐ 2 Days* ☐ Other
☐ 3 Days*
☐ 4 Days*
☐ 5 Days*

RI
☐ RES DEC
☐ I/C DEC
☐ GA Leachability
☐ GB Leachability
☐ GA -GW Objectives
☐ GB -GW Objectives
☐ Other

CT
☒ RCP Cert
☒ GWPC
☐ SWPC
☐ GA PMC
☐ GB PMC
☐ SWPC
☐ RES DEC
☐ I/C DEC

MA
☐ MCP Certification
☐ GW-1 ☐ RCS-1 / RCGW-1
☐ GW-2 ☐ RCS-2 / RCGW-2
☐ GW-3 ☐ _____
☐ S-1
☐ S-2
☐ S-3
☐ SW Protection

Data Format
☒ Excel
☒ PDF
☐ GIS/Key
☒ EQuIS
☐ Other

Data Package
☐ Tier II Checklist*
☐ Full Data Package*
☒ Phoenix Std
☐ Other

***MS/MSD are considered site samples and will be billed as such in accordance with the prices quoted.**

*** SURCHARGES MAY APPLY**

State where samples were collected: CT

*** SURCHARGE APPLIES**

Form PEL126 Rev. 1/23

The Connecticut Light and Power Company
d/b/a Eversource Energy
Docket No. 26-05-10
Date Issued September 29, 2026
RSR-032 Attachment 4
Page 388 of 570

PHOENIX
Environmental Laboratories, Inc.

Friday, July 21, 2023

Attn: Jeffrey Holden
GEI Consultants
455 Winding Brook Drive
Suite 201
Glastonbury, CT 06033

Project ID: **ROCKVILLE FORMER MGP**
SDG ID: **GCO49884**
Sample ID#s: CO49884 - CO49889, CO49892

This laboratory is in compliance with the NELAC requirements of procedures used except where indicated.

This report contains results for the parameters tested, under the sampling conditions described on the Chain Of Custody, as received by the laboratory. This report is incomplete unless all pages indicated in the pagination at the bottom of the page are included.

A scanned version of the COC form accompanies the analytical report and is an exact duplicate of the original.

If you are the client above and have any questions concerning this testing, please do not hesitate to contact Phoenix Client Services at ext.200. The contents of this report cannot be discussed with anyone other than the client listed above without their written consent.

Sincerely yours,

Phyllis Shiller
Laboratory Director

NELAC - #NY11301
CT Lab Registration #PH-0618
MA Lab Registration #M-CT007
ME Lab Registration #CT-007
NH Lab Registration #213693-A,B
NJ Lab Registration #CT-003
NY Lab Registration #11301
PA Lab Registration #68-03530
RI Lab Registration #63
VT Lab Registration #VT11301

PHOENIX
Environmental Laboratories, Inc.
587 East Middle Turnpike, P.O.Box 370, Manchester, CT 06045
Tel. (860) 645-1102 Fax (860) 645-0823

ACCREDITED IN ACCORDANCE WITH nelac NY # 11301

SDG Comments

July 21, 2023

SDG I.D.: GCO49884

Volatile 8260 analysis:
1,2-Dibromoethane and 1,2-Dibromo-3-chloropropane do not meet GWP criteria, these compounds are analyzed by GC/ECD to achieve this criteria.



Environmental Laboratories, Inc.
587 East Middle Turnpike, P.O.Box 370, Manchester, CT 06045
Tel. (860) 645-1102 Fax (860) 645-0823

Sample Id Cross Reference

July 21, 2023

SDG I.D.: GCO49884

Project ID: ROCKVILLE FORMER MGP

Client Id	Lab Id	Matrix
MW-44M	CO49884	GROUND WATER
MW-44S	CO49885	GROUND WATER
MW-13M	CO49886	GROUND WATER
MW-14M	CO49887	GROUND WATER
TB-071323	CO49888	GROUND WATER
MW-46M	CO49889	GROUND WATER
MW-40S	CO49892	GROUND WATER

Environmental Laboratories, Inc.
587 East Middle Turnpike, P.O.Box 370, Manchester, CT 06045
Tel. (860) 645-1102 Fax (860) 645-0823

Analysis Report

July 21, 2023

FOR: Attn: Jeffrey Holden
GEI Consultants
455 Winding Brook Drive
Suite 201
Glastonbury, CT 06033

Sample Information		Custody Information		Date	Time
Matrix:	GROUND WATER	Collected by:		07/12/23	9:10
Location Code:	GEI-EVER	Received by:	B	07/13/23	14:41
Rush Request:	Standard	Analyzed by:	see "By" below		
P.O.#:	2200138-1.4				

Laboratory Data

SDG ID: GCO49884
Phoenix ID: CO49884

Project ID: ROCKVILLE FORMER MGP
Client ID: MW-44M

Parameter	Result	RL/ PQL	Units	Dilution	Date/Time	By	Reference
Silver	< 0.001	0.001	mg/L	1	07/18/23	IE	SW6010D
Arsenic	< 0.004	0.004	mg/L	1	07/18/23	IE	SW6010D
Barium	0.047	0.002	mg/L	1	07/18/23	IE	SW6010D
Beryllium	< 0.001	0.001	mg/L	1	07/18/23	IE	SW6010D
Cadmium	< 0.001	0.001	mg/L	1	07/18/23	IE	SW6010D
Chromium	< 0.001	0.001	mg/L	1	07/18/23	IE	SW6010D
Copper	< 0.005	0.005	mg/L	1	07/18/23	IE	SW6010D
Mercury	< 0.0002	0.0002	mg/L	1	07/14/23	PM	SW7470A
Nickel	0.002	0.001	mg/L	1	07/18/23	IE	SW6010D
Lead	< 0.001	0.001	mg/L	1	07/18/23	IE	SW6010D
Antimony	< 0.005	0.005	mg/L	1	07/18/23	IE	SW6010D
Selenium	< 0.010	0.010	mg/L	1	07/18/23	IE	SW6010D
Thallium	< 0.0005	0.0005	mg/L	5	07/20/23	MGH	SW6020B
Vanadium	< 0.002	0.002	mg/L	1	07/18/23	IE	SW6010D
Zinc	< 0.004	0.004	mg/L	1	07/18/23	IE	SW6010D
Total Cyanide	< 0.010	0.010	mg/L	1	07/17/23	CL/NP/DK	SW9010C/SW9012B
Extraction of ETPH	Completed				07/13/23	P/MQ	SW3510C/SW3520C
Mercury Digestion	Completed				07/14/23	ZT/AL/AL	SW7470A
Semi-Volatile Extraction	Completed				07/13/23	P/MQ	SW3520C
Total Metals Digestion	Completed				07/14/23	AG	SW3010A
Total Metals Digestion MS	Completed				07/13/23	AG	SW3010A
TPH by GC (Extractable Products)							
Ext. Petroleum H.C. (C9-C36)	ND	0.066	mg/L	1	07/14/23	JRB	CTETPH
Identification	ND		mg/L	1	07/14/23	JRB	CTETPH
QA/QC Surrogates							
% Terphenyl (surr)	67		%	1	07/14/23	JRB	50 - 150 %

Ver 1

Project ID: ROCKVILLE FORMER MGP
Client ID: MW-44M

Phoenix I.D.: CO49884

Parameter	Result	RL/ PQL	Units	Dilution	Date/Time	By	Reference
Volatiles							
1,1,1,2-Tetrachloroethane	ND	1.0	ug/L	1	07/17/23	MH	SW8260C
1,1,1-Trichloroethane	ND	1.0	ug/L	1	07/17/23	MH	SW8260C
1,1,2,2-Tetrachloroethane	ND	0.50	ug/L	1	07/17/23	MH	SW8260C
1,1,2-Trichloroethane	ND	1.0	ug/L	1	07/17/23	MH	SW8260C
1,1-Dichloroethane	ND	1.0	ug/L	1	07/17/23	MH	SW8260C
1,1-Dichloroethene	ND	1.0	ug/L	1	07/17/23	MH	SW8260C
1,1-Dichloropropene	ND	1.0	ug/L	1	07/17/23	MH	SW8260C
1,2,3-Trichlorobenzene	ND	1.0	ug/L	1	07/17/23	MH	SW8260C
1,2,3-Trichloropropane	ND	1.0	ug/L	1	07/17/23	MH	SW8260C
1,2,4-Trichlorobenzene	ND	1.0	ug/L	1	07/17/23	MH	SW8260C
1,2,4-Trimethylbenzene	ND	1.0	ug/L	1	07/17/23	MH	SW8260C
1,2-Dibromo-3-chloropropane	ND	0.50	ug/L	1	07/17/23	MH	SW8260C
1,2-Dibromoethane	ND	0.25	ug/L	1	07/17/23	MH	SW8260C
1,2-Dichlorobenzene	ND	1.0	ug/L	1	07/17/23	MH	SW8260C
1,2-Dichloroethane	ND	0.60	ug/L	1	07/17/23	MH	SW8260C
1,2-Dichloropropane	ND	1.0	ug/L	1	07/17/23	MH	SW8260C
1,3,5-Trimethylbenzene	ND	1.0	ug/L	1	07/17/23	MH	SW8260C
1,3-Dichlorobenzene	ND	1.0	ug/L	1	07/17/23	MH	SW8260C
1,3-Dichloropropane	ND	1.0	ug/L	1	07/17/23	MH	SW8260C
1,4-Dichlorobenzene	ND	1.0	ug/L	1	07/17/23	MH	SW8260C
2,2-Dichloropropane	ND	1.0	ug/L	1	07/17/23	MH	SW8260C
2-Chlorotoluene	ND	1.0	ug/L	1	07/17/23	MH	SW8260C
2-Hexanone	ND	5.0	ug/L	1	07/17/23	MH	SW8260C
2-Isopropyltoluene	ND	1.0	ug/L	1	07/17/23	MH	SW8260C
4-Chlorotoluene	ND	1.0	ug/L	1	07/17/23	MH	SW8260C
4-Methyl-2-pentanone	ND	5.0	ug/L	1	07/17/23	MH	SW8260C
Acetone	ND	25	ug/L	1	07/17/23	MH	SW8260C
Acrylonitrile	ND	0.50	ug/L	1	07/17/23	MH	SW8260C
Benzene	ND	0.70	ug/L	1	07/17/23	MH	SW8260C
Bromobenzene	ND	1.0	ug/L	1	07/17/23	MH	SW8260C
Bromochloromethane	ND	1.0	ug/L	1	07/17/23	MH	SW8260C
Bromodichloromethane	ND	0.50	ug/L	1	07/17/23	MH	SW8260C
Bromoform	ND	1.0	ug/L	1	07/17/23	MH	SW8260C
Bromomethane	ND	1.0	ug/L	1	07/17/23	MH	SW8260C
Carbon Disulfide	ND	5.0	ug/L	1	07/17/23	MH	SW8260C
Carbon tetrachloride	ND	1.0	ug/L	1	07/17/23	MH	SW8260C
Chlorobenzene	ND	1.0	ug/L	1	07/17/23	MH	SW8260C
Chloroethane	ND	1.0	ug/L	1	07/17/23	MH	SW8260C
Chloroform	ND	1.0	ug/L	1	07/17/23	MH	SW8260C
Chloromethane	ND	1.0	ug/L	1	07/17/23	MH	SW8260C
cis-1,2-Dichloroethene	ND	1.0	ug/L	1	07/17/23	MH	SW8260C
cis-1,3-Dichloropropene	ND	0.40	ug/L	1	07/17/23	MH	SW8260C
Dibromochloromethane	ND	0.50	ug/L	1	07/17/23	MH	SW8260C
Dibromomethane	ND	1.0	ug/L	1	07/17/23	MH	SW8260C
Dichlorodifluoromethane	ND	1.0	ug/L	1	07/17/23	MH	SW8260C
Ethylbenzene	ND	1.0	ug/L	1	07/17/23	MH	SW8260C
Hexachlorobutadiene	ND	0.40	ug/L	1	07/17/23	MH	SW8260C
Isopropylbenzene	ND	1.0	ug/L	1	07/17/23	MH	SW8260C

Ver 1

Project ID: ROCKVILLE FORMER MGP
Client ID: MW-44M

Phoenix I.D.: CO49884

Parameter	Result	RL/ PQL	Units	Dilution	Date/Time	By	Reference
m&p-Xylene	ND	1.0	ug/L	1	07/17/23	MH	SW8260C
Methyl ethyl ketone	ND	5.0	ug/L	1	07/17/23	MH	SW8260C
Methyl t-butyl ether (MTBE)	ND	1.0	ug/L	1	07/17/23	MH	SW8260C
Methylene chloride	ND	1.0	ug/L	1	07/17/23	MH	SW8260C
Naphthalene	ND	1.0	ug/L	1	07/17/23	MH	SW8260C
n-Butylbenzene	ND	1.0	ug/L	1	07/17/23	MH	SW8260C
n-Propylbenzene	ND	1.0	ug/L	1	07/17/23	MH	SW8260C
o-Xylene	ND	1.0	ug/L	1	07/17/23	MH	SW8260C
p-Isopropyltoluene	ND	1.0	ug/L	1	07/17/23	MH	SW8260C
sec-Butylbenzene	ND	1.0	ug/L	1	07/17/23	MH	SW8260C
Styrene	ND	1.0	ug/L	1	07/17/23	MH	SW8260C
tert-Butylbenzene	ND	1.0	ug/L	1	07/17/23	MH	SW8260C
Tetrachloroethene	ND	1.0	ug/L	1	07/17/23	MH	SW8260C
Tetrahydrofuran (THF)	ND	2.5	ug/L	1	07/17/23	MH	SW8260C
Toluene	ND	1.0	ug/L	1	07/17/23	MH	SW8260C
Total Xylenes	ND	1.0	ug/L	1	07/17/23	MH	SW8260C
trans-1,2-Dichloroethene	ND	1.0	ug/L	1	07/17/23	MH	SW8260C
trans-1,3-Dichloropropene	ND	0.40	ug/L	1	07/17/23	MH	SW8260C
trans-1,4-dichloro-2-butene	ND	5.0	ug/L	1	07/17/23	MH	SW8260C
Trichloroethene	ND	1.0	ug/L	1	07/17/23	MH	SW8260C
Trichlorofluoromethane	ND	1.0	ug/L	1	07/17/23	MH	SW8260C
Trichlorotrifluoroethane	ND	1.0	ug/L	1	07/17/23	MH	SW8260C
Vinyl chloride	ND	1.0	ug/L	1	07/17/23	MH	SW8260C
QA/QC Surrogates							
% 1,2-dichlorobenzene-d4	98		%	1	07/17/23	MH	70 - 130 %
% Bromofluorobenzene	98		%	1	07/17/23	MH	70 - 130 %
% Dibromofluoromethane	106		%	1	07/17/23	MH	70 - 130 %
% Toluene-d8	99		%	1	07/17/23	MH	70 - 130 %
Semivolatiles by SIM, PAH							
2-Methylnaphthalene	ND	0.51	ug/L	1	07/14/23	KCA	SW8270D (SIM)
Acenaphthene	ND	0.51	ug/L	1	07/14/23	KCA	SW8270D (SIM)
Acenaphthylene	ND	0.31	ug/L	1	07/14/23	KCA	SW8270D (SIM)
Anthracene	ND	0.51	ug/L	1	07/14/23	KCA	SW8270D (SIM)
Benz(a)anthracene	0.24	0.05	ug/L	1	07/14/23	KCA	SW8270D (SIM)
Benzo(a)pyrene	0.24	0.20	ug/L	1	07/14/23	KCA	SW8270D (SIM)
Benzo(b)fluoranthene	0.20	0.07	ug/L	1	07/14/23	KCA	SW8270D (SIM)
Benzo(ghi)perylene	ND	0.48	ug/L	1	07/14/23	KCA	SW8270D (SIM)
Benzo(k)fluoranthene	ND	0.31	ug/L	1	07/14/23	KCA	SW8270D (SIM)
Chrysene	ND	0.51	ug/L	1	07/14/23	KCA	SW8270D (SIM)
Dibenz(a,h)anthracene	ND	0.10	ug/L	1	07/14/23	KCA	SW8270D (SIM)
Fluoranthene	ND	0.51	ug/L	1	07/14/23	KCA	SW8270D (SIM)
Fluorene	ND	0.51	ug/L	1	07/14/23	KCA	SW8270D (SIM)
Indeno(1,2,3-cd)pyrene	0.11	0.10	ug/L	1	07/14/23	KCA	SW8270D (SIM)
Naphthalene	ND	0.51	ug/L	1	07/14/23	KCA	SW8270D (SIM)
Phenanthrene	ND	0.06	ug/L	1	07/14/23	KCA	SW8270D (SIM)
Pyrene	ND	0.51	ug/L	1	07/14/23	KCA	SW8270D (SIM)
QA/QC Surrogates							
% 2-Fluorobiphenyl	57		%	1	07/14/23	KCA	30 - 130 %
% Nitrobenzene-d5	77		%	1	07/14/23	KCA	30 - 130 %

Ver 1

Project ID: ROCKVILLE FORMER MGP
Client ID: MW-44M

Phoenix I.D.: CO49884

Parameter	Result	RL/ PQL	Units	Dilution	Date/Time	By	Reference
% Terphenyl-d14	86		%	1	07/14/23	KCA	30 - 130 %

RL/PQL=Reporting/Practical Quantitation Level ND=Not Detected BRL=Below Reporting Level
QA/QC Surrogates: Surrogates are compounds (preceeded with a %) added by the lab to determine analysis efficiency. Surrogate results(%) listed in the report are not "detected" compounds.

Comments:

If you are the client above and have any questions concerning this testing, please do not hesitate to contact Phoenix Client Services at ext.200.
The contents of this report cannot be discussed with anyone other than the client listed above without their written consent.



Phyllis Shiller, Laboratory Director
July 21, 2023
Reviewed and Released by: Ethan Lee, Project Manager

Environmental Laboratories, Inc.
587 East Middle Turnpike, P.O.Box 370, Manchester, CT 06045
Tel. (860) 645-1102 Fax (860) 645-0823

Analysis Report

July 21, 2023

FOR: Attn: Jeffrey Holden
GEI Consultants
455 Winding Brook Drive
Suite 201
Glastonbury, CT 06033

Sample Information		Custody Information		Date	Time
Matrix:	GROUND WATER	Collected by:		07/12/23	9:15
Location Code:	GEI-EVER	Received by:	B	07/13/23	14:41
Rush Request:	Standard	Analyzed by:	see "By" below		
P.O.#:	2200138-1.4				

Laboratory Data

SDG ID: GCO49884
Phoenix ID: CO49885

Project ID: ROCKVILLE FORMER MGP
Client ID: MW-44S

Parameter	Result	RL/ PQL	Units	Dilution	Date/Time	By	Reference
Silver	< 0.001	0.001	mg/L	1	07/18/23	IE	SW6010D
Arsenic	< 0.004	0.004	mg/L	1	07/18/23	IE	SW6010D
Barium	0.038	0.002	mg/L	1	07/18/23	IE	SW6010D
Beryllium	< 0.001	0.001	mg/L	1	07/18/23	IE	SW6010D
Cadmium	< 0.001	0.001	mg/L	1	07/18/23	IE	SW6010D
Chromium	< 0.001	0.001	mg/L	1	07/18/23	IE	SW6010D
Copper	< 0.005	0.005	mg/L	1	07/18/23	IE	SW6010D
Mercury	< 0.0002	0.0002	mg/L	1	07/14/23	PM	SW7470A
Nickel	< 0.001	0.001	mg/L	1	07/18/23	IE	SW6010D
Lead	< 0.001	0.001	mg/L	1	07/18/23	IE	SW6010D
Antimony	< 0.005	0.005	mg/L	1	07/18/23	IE	SW6010D
Selenium	< 0.010	0.010	mg/L	1	07/18/23	IE	SW6010D
Thallium	< 0.0005	0.0005	mg/L	5	07/20/23	MGH	SW6020B
Vanadium	< 0.002	0.002	mg/L	1	07/18/23	IE	SW6010D
Zinc	< 0.004	0.004	mg/L	1	07/18/23	IE	SW6010D
Total Cyanide	< 0.010	0.010	mg/L	1	07/17/23	CL/NP/DK	SW9010C/SW9012B
Extraction of ETPH	Completed				07/13/23	P/MQ	SW3510C/SW3520C
Mercury Digestion	Completed				07/14/23	ZT/AL/AL	SW7470A
Semi-Volatile Extraction	Completed				07/13/23	P/MQ	SW3520C
Total Metals Digestion	Completed				07/14/23	AG	SW3010A
Total Metals Digestion MS	Completed				07/13/23	AG	SW3010A
TPH by GC (Extractable Products)							
Ext. Petroleum H.C. (C9-C36)	ND	0.071	mg/L	1	07/15/23	JRB	CTETPH
Identification	ND		mg/L	1	07/15/23	JRB	CTETPH
QA/QC Surrogates							
% Terphenyl (surr)	71		%	1	07/15/23	JRB	50 - 150 %

Ver 1

Project ID: ROCKVILLE FORMER MGP
Client ID: MW-44S

Phoenix I.D.: CO49885

Parameter	Result	RL/ PQL	Units	Dilution	Date/Time	By	Reference
Volatiles							
1,1,1,2-Tetrachloroethane	ND	1.0	ug/L	1	07/17/23	MH	SW8260C
1,1,1-Trichloroethane	ND	1.0	ug/L	1	07/17/23	MH	SW8260C
1,1,2,2-Tetrachloroethane	ND	0.50	ug/L	1	07/17/23	MH	SW8260C
1,1,2-Trichloroethane	ND	1.0	ug/L	1	07/17/23	MH	SW8260C
1,1-Dichloroethane	ND	1.0	ug/L	1	07/17/23	MH	SW8260C
1,1-Dichloroethene	ND	1.0	ug/L	1	07/17/23	MH	SW8260C
1,1-Dichloropropene	ND	1.0	ug/L	1	07/17/23	MH	SW8260C
1,2,3-Trichlorobenzene	ND	1.0	ug/L	1	07/17/23	MH	SW8260C
1,2,3-Trichloropropane	ND	1.0	ug/L	1	07/17/23	MH	SW8260C
1,2,4-Trichlorobenzene	ND	1.0	ug/L	1	07/17/23	MH	SW8260C
1,2,4-Trimethylbenzene	ND	1.0	ug/L	1	07/17/23	MH	SW8260C
1,2-Dibromo-3-chloropropane	ND	0.50	ug/L	1	07/17/23	MH	SW8260C
1,2-Dibromoethane	ND	0.25	ug/L	1	07/17/23	MH	SW8260C
1,2-Dichlorobenzene	ND	1.0	ug/L	1	07/17/23	MH	SW8260C
1,2-Dichloroethane	ND	0.60	ug/L	1	07/17/23	MH	SW8260C
1,2-Dichloropropane	ND	1.0	ug/L	1	07/17/23	MH	SW8260C
1,3,5-Trimethylbenzene	ND	1.0	ug/L	1	07/17/23	MH	SW8260C
1,3-Dichlorobenzene	ND	1.0	ug/L	1	07/17/23	MH	SW8260C
1,3-Dichloropropane	ND	1.0	ug/L	1	07/17/23	MH	SW8260C
1,4-Dichlorobenzene	ND	1.0	ug/L	1	07/17/23	MH	SW8260C
2,2-Dichloropropane	ND	1.0	ug/L	1	07/17/23	MH	SW8260C
2-Chlorotoluene	ND	1.0	ug/L	1	07/17/23	MH	SW8260C
2-Hexanone	ND	5.0	ug/L	1	07/17/23	MH	SW8260C
2-Isopropyltoluene	ND	1.0	ug/L	1	07/17/23	MH	SW8260C
4-Chlorotoluene	ND	1.0	ug/L	1	07/17/23	MH	SW8260C
4-Methyl-2-pentanone	ND	5.0	ug/L	1	07/17/23	MH	SW8260C
Acetone	ND	25	ug/L	1	07/17/23	MH	SW8260C
Acrylonitrile	ND	0.50	ug/L	1	07/17/23	MH	SW8260C
Benzene	ND	0.70	ug/L	1	07/17/23	MH	SW8260C
Bromobenzene	ND	1.0	ug/L	1	07/17/23	MH	SW8260C
Bromochloromethane	ND	1.0	ug/L	1	07/17/23	MH	SW8260C
Bromodichloromethane	ND	0.50	ug/L	1	07/17/23	MH	SW8260C
Bromoform	ND	1.0	ug/L	1	07/17/23	MH	SW8260C
Bromomethane	ND	1.0	ug/L	1	07/17/23	MH	SW8260C
Carbon Disulfide	ND	5.0	ug/L	1	07/17/23	MH	SW8260C
Carbon tetrachloride	ND	1.0	ug/L	1	07/17/23	MH	SW8260C
Chlorobenzene	ND	1.0	ug/L	1	07/17/23	MH	SW8260C
Chloroethane	ND	1.0	ug/L	1	07/17/23	MH	SW8260C
Chloroform	ND	1.0	ug/L	1	07/17/23	MH	SW8260C
Chloromethane	ND	1.0	ug/L	1	07/17/23	MH	SW8260C
cis-1,2-Dichloroethene	ND	1.0	ug/L	1	07/17/23	MH	SW8260C
cis-1,3-Dichloropropene	ND	0.40	ug/L	1	07/17/23	MH	SW8260C
Dibromochloromethane	ND	0.50	ug/L	1	07/17/23	MH	SW8260C
Dibromomethane	ND	1.0	ug/L	1	07/17/23	MH	SW8260C
Dichlorodifluoromethane	ND	1.0	ug/L	1	07/17/23	MH	SW8260C
Ethylbenzene	ND	1.0	ug/L	1	07/17/23	MH	SW8260C
Hexachlorobutadiene	ND	0.40	ug/L	1	07/17/23	MH	SW8260C
Isopropylbenzene	ND	1.0	ug/L	1	07/17/23	MH	SW8260C

Ver 1

Project ID: ROCKVILLE FORMER MGP
Client ID: MW-44S

Phoenix I.D.: CO49885

Parameter	Result	RL/ PQL	Units	Dilution	Date/Time	By	Reference
m&p-Xylene	ND	1.0	ug/L	1	07/17/23	MH	SW8260C
Methyl ethyl ketone	ND	5.0	ug/L	1	07/17/23	MH	SW8260C
Methyl t-butyl ether (MTBE)	ND	1.0	ug/L	1	07/17/23	MH	SW8260C
Methylene chloride	ND	1.0	ug/L	1	07/17/23	MH	SW8260C
Naphthalene	ND	1.0	ug/L	1	07/17/23	MH	SW8260C
n-Butylbenzene	ND	1.0	ug/L	1	07/17/23	MH	SW8260C
n-Propylbenzene	ND	1.0	ug/L	1	07/17/23	MH	SW8260C
o-Xylene	ND	1.0	ug/L	1	07/17/23	MH	SW8260C
p-Isopropyltoluene	ND	1.0	ug/L	1	07/17/23	MH	SW8260C
sec-Butylbenzene	ND	1.0	ug/L	1	07/17/23	MH	SW8260C
Styrene	ND	1.0	ug/L	1	07/17/23	MH	SW8260C
tert-Butylbenzene	ND	1.0	ug/L	1	07/17/23	MH	SW8260C
Tetrachloroethene	ND	1.0	ug/L	1	07/17/23	MH	SW8260C
Tetrahydrofuran (THF)	ND	2.5	ug/L	1	07/17/23	MH	SW8260C
Toluene	ND	1.0	ug/L	1	07/17/23	MH	SW8260C
Total Xylenes	ND	1.0	ug/L	1	07/17/23	MH	SW8260C
trans-1,2-Dichloroethene	ND	1.0	ug/L	1	07/17/23	MH	SW8260C
trans-1,3-Dichloropropene	ND	0.40	ug/L	1	07/17/23	MH	SW8260C
trans-1,4-dichloro-2-butene	ND	5.0	ug/L	1	07/17/23	MH	SW8260C
Trichloroethene	ND	1.0	ug/L	1	07/17/23	MH	SW8260C
Trichlorofluoromethane	ND	1.0	ug/L	1	07/17/23	MH	SW8260C
Trichlorotrifluoroethane	ND	1.0	ug/L	1	07/17/23	MH	SW8260C
Vinyl chloride	ND	1.0	ug/L	1	07/17/23	MH	SW8260C
QA/QC Surrogates							
% 1,2-dichlorobenzene-d4	98		%	1	07/17/23	MH	70 - 130 %
% Bromofluorobenzene	97		%	1	07/17/23	MH	70 - 130 %
% Dibromofluoromethane	105		%	1	07/17/23	MH	70 - 130 %
% Toluene-d8	98		%	1	07/17/23	MH	70 - 130 %
Semivolatiles by SIM, PAH							
2-Methylnaphthalene	ND	0.51	ug/L	1	07/14/23	KCA	SW8270D (SIM)
Acenaphthene	ND	0.51	ug/L	1	07/14/23	KCA	SW8270D (SIM)
Acenaphthylene	ND	0.30	ug/L	1	07/14/23	KCA	SW8270D (SIM)
Anthracene	ND	0.51	ug/L	1	07/14/23	KCA	SW8270D (SIM)
Benz(a)anthracene	0.16	0.05	ug/L	1	07/14/23	KCA	SW8270D (SIM)
Benzo(a)pyrene	0.22	0.20	ug/L	1	07/14/23	KCA	SW8270D (SIM)
Benzo(b)fluoranthene	0.17	0.07	ug/L	1	07/14/23	KCA	SW8270D (SIM)
Benzo(ghi)perylene	ND	0.48	ug/L	1	07/14/23	KCA	SW8270D (SIM)
Benzo(k)fluoranthene	ND	0.30	ug/L	1	07/14/23	KCA	SW8270D (SIM)
Chrysene	ND	0.51	ug/L	1	07/14/23	KCA	SW8270D (SIM)
Dibenz(a,h)anthracene	ND	0.10	ug/L	1	07/14/23	KCA	SW8270D (SIM)
Fluoranthene	ND	0.51	ug/L	1	07/14/23	KCA	SW8270D (SIM)
Fluorene	ND	0.51	ug/L	1	07/14/23	KCA	SW8270D (SIM)
Indeno(1,2,3-cd)pyrene	0.12	0.10	ug/L	1	07/14/23	KCA	SW8270D (SIM)
Naphthalene	ND	0.51	ug/L	1	07/14/23	KCA	SW8270D (SIM)
Phenanthrene	0.11	0.06	ug/L	1	07/14/23	KCA	SW8270D (SIM)
Pyrene	ND	0.51	ug/L	1	07/14/23	KCA	SW8270D (SIM)
QA/QC Surrogates							
% 2-Fluorobiphenyl	48		%	1	07/14/23	KCA	30 - 130 %
% Nitrobenzene-d5	57		%	1	07/14/23	KCA	30 - 130 %

Ver 1

Project ID: ROCKVILLE FORMER MGP
Client ID: MW-44S

Phoenix I.D.: CO49885

Parameter	Result	RL/ PQL	Units	Dilution	Date/Time	By	Reference
% Terphenyl-d14	75		%	1	07/14/23	KCA	30 - 130 %

RL/PQL=Reporting/Practical Quantitation Level ND=Not Detected BRL=Below Reporting Level
QA/QC Surrogates: Surrogates are compounds (preceeded with a %) added by the lab to determine analysis efficiency. Surrogate results(%) listed in the report are not "detected" compounds.

Comments:

If you are the client above and have any questions concerning this testing, please do not hesitate to contact Phoenix Client Services at ext.200.
The contents of this report cannot be discussed with anyone other than the client listed above without their written consent.



Phyllis Shiller, Laboratory Director
July 21, 2023
Reviewed and Released by: Ethan Lee, Project Manager

Environmental Laboratories, Inc.
587 East Middle Turnpike, P.O.Box 370, Manchester, CT 06045
Tel. (860) 645-1102 Fax (860) 645-0823

Analysis Report

July 21, 2023

FOR: Attn: Jeffrey Holden
GEI Consultants
455 Winding Brook Drive
Suite 201
Glastonbury, CT 06033

Sample Information		Custody Information		Date	Time
Matrix:	GROUND WATER	Collected by:		07/12/23	9:40
Location Code:	GEI-EVER	Received by:	B	07/13/23	14:41
Rush Request:	Standard	Analyzed by:	see "By" below		
P.O.#:	2200138-1.4				

Laboratory Data

SDG ID: GCO49884
Phoenix ID: CO49886

Project ID: ROCKVILLE FORMER MGP
Client ID: MW-13M

Parameter	Result	RL/ PQL	Units	Dilution	Date/Time	By	Reference
Silver	< 0.001	0.001	mg/L	1	07/18/23	IE	SW6010D
Arsenic	< 0.004	0.004	mg/L	1	07/18/23	IE	SW6010D
Barium	0.281	0.002	mg/L	1	07/18/23	IE	SW6010D
Beryllium	< 0.001	0.001	mg/L	1	07/18/23	IE	SW6010D
Cadmium	< 0.001	0.001	mg/L	1	07/18/23	IE	SW6010D
Chromium	< 0.001	0.001	mg/L	1	07/18/23	IE	SW6010D
Copper	< 0.005	0.005	mg/L	1	07/18/23	IE	SW6010D
Mercury	< 0.0002	0.0002	mg/L	1	07/14/23	PM	SW7470A
Nickel	0.003	0.001	mg/L	1	07/18/23	IE	SW6010D
Lead	< 0.001	0.001	mg/L	1	07/18/23	IE	SW6010D
Antimony	< 0.005	0.005	mg/L	1	07/18/23	IE	SW6010D
Selenium	< 0.010	0.010	mg/L	1	07/18/23	IE	SW6010D
Thallium	< 0.0005	0.0005	mg/L	5	07/20/23	MGH	SW6020B
Vanadium	< 0.002	0.002	mg/L	1	07/18/23	IE	SW6010D
Zinc	< 0.004	0.004	mg/L	1	07/18/23	IE	SW6010D
Total Cyanide	< 0.010	0.010	mg/L	1	07/17/23	CL/NP/DK	SW9010C/SW9012B
Extraction of ETPH	Completed				07/13/23	P/MQ	SW3510C/SW3520C
Mercury Digestion	Completed				07/14/23	ZT/AL/AL	SW7470A
Semi-Volatile Extraction	Completed				07/13/23	P/MQ	SW3520C
Total Metals Digestion	Completed				07/14/23	AG	SW3010A
Total Metals Digestion MS	Completed				07/13/23	AG	SW3010A
TPH by GC (Extractable Products)							
Ext. Petroleum H.C. (C9-C36)	ND	0.066	mg/L	1	07/15/23	JRB	CTETPH
Identification	ND		mg/L	1	07/15/23	JRB	CTETPH
QA/QC Surrogates							
% Terphenyl (surr)	86		%	1	07/15/23	JRB	50 - 150 %

Ver 1

Project ID: ROCKVILLE FORMER MGP
Client ID: MW-13M

Phoenix I.D.: CO49886

Parameter	Result	RL/ PQL	Units	Dilution	Date/Time	By	Reference
Volatiles							
1,1,1,2-Tetrachloroethane	ND	1.0	ug/L	1	07/17/23	MH	SW8260C
1,1,1-Trichloroethane	ND	1.0	ug/L	1	07/17/23	MH	SW8260C
1,1,2,2-Tetrachloroethane	ND	0.50	ug/L	1	07/17/23	MH	SW8260C
1,1,2-Trichloroethane	ND	1.0	ug/L	1	07/17/23	MH	SW8260C
1,1-Dichloroethane	ND	1.0	ug/L	1	07/17/23	MH	SW8260C
1,1-Dichloroethene	ND	1.0	ug/L	1	07/17/23	MH	SW8260C
1,1-Dichloropropene	ND	1.0	ug/L	1	07/17/23	MH	SW8260C
1,2,3-Trichlorobenzene	ND	1.0	ug/L	1	07/17/23	MH	SW8260C
1,2,3-Trichloropropane	ND	1.0	ug/L	1	07/17/23	MH	SW8260C
1,2,4-Trichlorobenzene	ND	1.0	ug/L	1	07/17/23	MH	SW8260C
1,2,4-Trimethylbenzene	ND	1.0	ug/L	1	07/17/23	MH	SW8260C
1,2-Dibromo-3-chloropropane	ND	0.50	ug/L	1	07/17/23	MH	SW8260C
1,2-Dibromoethane	ND	0.25	ug/L	1	07/17/23	MH	SW8260C
1,2-Dichlorobenzene	ND	1.0	ug/L	1	07/17/23	MH	SW8260C
1,2-Dichloroethane	ND	0.60	ug/L	1	07/17/23	MH	SW8260C
1,2-Dichloropropane	ND	1.0	ug/L	1	07/17/23	MH	SW8260C
1,3,5-Trimethylbenzene	ND	1.0	ug/L	1	07/17/23	MH	SW8260C
1,3-Dichlorobenzene	ND	1.0	ug/L	1	07/17/23	MH	SW8260C
1,3-Dichloropropane	ND	1.0	ug/L	1	07/17/23	MH	SW8260C
1,4-Dichlorobenzene	ND	1.0	ug/L	1	07/17/23	MH	SW8260C
2,2-Dichloropropane	ND	1.0	ug/L	1	07/17/23	MH	SW8260C
2-Chlorotoluene	ND	1.0	ug/L	1	07/17/23	MH	SW8260C
2-Hexanone	ND	5.0	ug/L	1	07/17/23	MH	SW8260C
2-Isopropyltoluene	ND	1.0	ug/L	1	07/17/23	MH	SW8260C
4-Chlorotoluene	ND	1.0	ug/L	1	07/17/23	MH	SW8260C
4-Methyl-2-pentanone	ND	5.0	ug/L	1	07/17/23	MH	SW8260C
Acetone	ND	25	ug/L	1	07/17/23	MH	SW8260C
Acrylonitrile	ND	0.50	ug/L	1	07/17/23	MH	SW8260C
Benzene	ND	0.70	ug/L	1	07/17/23	MH	SW8260C
Bromobenzene	ND	1.0	ug/L	1	07/17/23	MH	SW8260C
Bromochloromethane	ND	1.0	ug/L	1	07/17/23	MH	SW8260C
Bromodichloromethane	ND	0.50	ug/L	1	07/17/23	MH	SW8260C
Bromoform	ND	1.0	ug/L	1	07/17/23	MH	SW8260C
Bromomethane	ND	1.0	ug/L	1	07/17/23	MH	SW8260C
Carbon Disulfide	ND	5.0	ug/L	1	07/17/23	MH	SW8260C
Carbon tetrachloride	ND	1.0	ug/L	1	07/17/23	MH	SW8260C
Chlorobenzene	ND	1.0	ug/L	1	07/17/23	MH	SW8260C
Chloroethane	ND	1.0	ug/L	1	07/17/23	MH	SW8260C
Chloroform	ND	1.0	ug/L	1	07/17/23	MH	SW8260C
Chloromethane	ND	1.0	ug/L	1	07/17/23	MH	SW8260C
cis-1,2-Dichloroethene	ND	1.0	ug/L	1	07/17/23	MH	SW8260C
cis-1,3-Dichloropropene	ND	0.40	ug/L	1	07/17/23	MH	SW8260C
Dibromochloromethane	ND	0.50	ug/L	1	07/17/23	MH	SW8260C
Dibromomethane	ND	1.0	ug/L	1	07/17/23	MH	SW8260C
Dichlorodifluoromethane	ND	1.0	ug/L	1	07/17/23	MH	SW8260C
Ethylbenzene	ND	1.0	ug/L	1	07/17/23	MH	SW8260C
Hexachlorobutadiene	ND	0.40	ug/L	1	07/17/23	MH	SW8260C
Isopropylbenzene	ND	1.0	ug/L	1	07/17/23	MH	SW8260C

Ver 1

Project ID: ROCKVILLE FORMER MGP
Client ID: MW-13M

Phoenix I.D.: CO49886

Parameter	Result	RL/ PQL	Units	Dilution	Date/Time	By	Reference
m&p-Xylene	ND	1.0	ug/L	1	07/17/23	MH	SW8260C
Methyl ethyl ketone	ND	5.0	ug/L	1	07/17/23	MH	SW8260C
Methyl t-butyl ether (MTBE)	ND	1.0	ug/L	1	07/17/23	MH	SW8260C
Methylene chloride	ND	1.0	ug/L	1	07/17/23	MH	SW8260C
Naphthalene	ND	1.0	ug/L	1	07/17/23	MH	SW8260C
n-Butylbenzene	ND	1.0	ug/L	1	07/17/23	MH	SW8260C
n-Propylbenzene	ND	1.0	ug/L	1	07/17/23	MH	SW8260C
o-Xylene	ND	1.0	ug/L	1	07/17/23	MH	SW8260C
p-Isopropyltoluene	ND	1.0	ug/L	1	07/17/23	MH	SW8260C
sec-Butylbenzene	ND	1.0	ug/L	1	07/17/23	MH	SW8260C
Styrene	ND	1.0	ug/L	1	07/17/23	MH	SW8260C
tert-Butylbenzene	ND	1.0	ug/L	1	07/17/23	MH	SW8260C
Tetrachloroethene	ND	1.0	ug/L	1	07/17/23	MH	SW8260C
Tetrahydrofuran (THF)	ND	2.5	ug/L	1	07/17/23	MH	SW8260C
Toluene	ND	1.0	ug/L	1	07/17/23	MH	SW8260C
Total Xylenes	ND	1.0	ug/L	1	07/17/23	MH	SW8260C
trans-1,2-Dichloroethene	ND	1.0	ug/L	1	07/17/23	MH	SW8260C
trans-1,3-Dichloropropene	ND	0.40	ug/L	1	07/17/23	MH	SW8260C
trans-1,4-dichloro-2-butene	ND	5.0	ug/L	1	07/17/23	MH	SW8260C
Trichloroethene	ND	1.0	ug/L	1	07/17/23	MH	SW8260C
Trichlorofluoromethane	ND	1.0	ug/L	1	07/17/23	MH	SW8260C
Trichlorotrifluoroethane	ND	1.0	ug/L	1	07/17/23	MH	SW8260C
Vinyl chloride	ND	1.0	ug/L	1	07/17/23	MH	SW8260C
QA/QC Surrogates							
% 1,2-dichlorobenzene-d4	99		%	1	07/17/23	MH	70 - 130 %
% Bromofluorobenzene	98		%	1	07/17/23	MH	70 - 130 %
% Dibromofluoromethane	105		%	1	07/17/23	MH	70 - 130 %
% Toluene-d8	99		%	1	07/17/23	MH	70 - 130 %
Semivolatiles by SIM, PAH							
2-Methylnaphthalene	ND	0.51	ug/L	1	07/14/23	KCA	SW8270D (SIM)
Acenaphthene	ND	0.51	ug/L	1	07/14/23	KCA	SW8270D (SIM)
Acenaphthylene	ND	0.30	ug/L	1	07/14/23	KCA	SW8270D (SIM)
Anthracene	ND	0.51	ug/L	1	07/14/23	KCA	SW8270D (SIM)
Benz(a)anthracene	0.06	0.05	ug/L	1	07/14/23	KCA	SW8270D (SIM)
Benzo(a)pyrene	ND	0.20	ug/L	1	07/14/23	KCA	SW8270D (SIM)
Benzo(b)fluoranthene	0.10	0.07	ug/L	1	07/14/23	KCA	SW8270D (SIM)
Benzo(ghi)perylene	ND	0.48	ug/L	1	07/14/23	KCA	SW8270D (SIM)
Benzo(k)fluoranthene	ND	0.30	ug/L	1	07/14/23	KCA	SW8270D (SIM)
Chrysene	ND	0.51	ug/L	1	07/14/23	KCA	SW8270D (SIM)
Dibenz(a,h)anthracene	ND	0.10	ug/L	1	07/14/23	KCA	SW8270D (SIM)
Fluoranthene	ND	0.51	ug/L	1	07/14/23	KCA	SW8270D (SIM)
Fluorene	ND	0.51	ug/L	1	07/14/23	KCA	SW8270D (SIM)
Indeno(1,2,3-cd)pyrene	ND	0.10	ug/L	1	07/14/23	KCA	SW8270D (SIM)
Naphthalene	ND	0.51	ug/L	1	07/14/23	KCA	SW8270D (SIM)
Phenanthrene	ND	0.06	ug/L	1	07/14/23	KCA	SW8270D (SIM)
Pyrene	ND	0.51	ug/L	1	07/14/23	KCA	SW8270D (SIM)
QA/QC Surrogates							
% 2-Fluorobiphenyl	46		%	1	07/14/23	KCA	30 - 130 %
% Nitrobenzene-d5	55		%	1	07/14/23	KCA	30 - 130 %

Ver 1

Project ID: ROCKVILLE FORMER MGP
Client ID: MW-13M

Phoenix I.D.: CO49886

Parameter	Result	RL/ PQL	Units	Dilution	Date/Time	By	Reference
% Terphenyl-d14	78		%	1	07/14/23	KCA	30 - 130 %

RL/PQL=Reporting/Practical Quantitation Level ND=Not Detected BRL=Below Reporting Level
QA/QC Surrogates: Surrogates are compounds (preceeded with a %) added by the lab to determine analysis efficiency. Surrogate results(%) listed in the report are not "detected" compounds.

Comments:

If you are the client above and have any questions concerning this testing, please do not hesitate to contact Phoenix Client Services at ext.200.
The contents of this report cannot be discussed with anyone other than the client listed above without their written consent.



Phyllis Shiller, Laboratory Director
July 21, 2023
Reviewed and Released by: Ethan Lee, Project Manager

Environmental Laboratories, Inc.
587 East Middle Turnpike, P.O.Box 370, Manchester, CT 06045
Tel. (860) 645-1102 Fax (860) 645-0823

Analysis Report

July 21, 2023

FOR: Attn: Jeffrey Holden
GEI Consultants
455 Winding Brook Drive
Suite 201
Glastonbury, CT 06033

Sample Information		Custody Information		Date	Time
Matrix:	GROUND WATER	Collected by:		07/12/23	9:55
Location Code:	GEI-EVER	Received by:	B	07/13/23	14:41
Rush Request:	Standard	Analyzed by:	see "By" below		
P.O.#:	2200138-1.4				

Laboratory Data

SDG ID: GCO49884
Phoenix ID: CO49887

Project ID: ROCKVILLE FORMER MGP
Client ID: MW-14M

Parameter	Result	RL/ PQL	Units	Dilution	Date/Time	By	Reference
Silver	< 0.001	0.001	mg/L	1	07/18/23	IE	SW6010D
Arsenic	< 0.004	0.004	mg/L	1	07/18/23	IE	SW6010D
Barium	0.183	0.002	mg/L	1	07/18/23	IE	SW6010D
Beryllium	< 0.001	0.001	mg/L	1	07/18/23	IE	SW6010D
Cadmium	< 0.001	0.001	mg/L	1	07/18/23	IE	SW6010D
Chromium	< 0.001	0.001	mg/L	1	07/18/23	IE	SW6010D
Copper	< 0.005	0.005	mg/L	1	07/18/23	IE	SW6010D
Mercury	< 0.0002	0.0002	mg/L	1	07/14/23	PM	SW7470A
Nickel	0.002	0.001	mg/L	1	07/18/23	IE	SW6010D
Lead	0.002	0.001	mg/L	1	07/18/23	IE	SW6010D
Antimony	< 0.005	0.005	mg/L	1	07/18/23	IE	SW6010D
Selenium	< 0.010	0.010	mg/L	1	07/18/23	IE	SW6010D
Thallium	< 0.0005	0.0005	mg/L	5	07/20/23	MGH	SW6020B
Vanadium	< 0.002	0.002	mg/L	1	07/18/23	IE	SW6010D
Zinc	0.024	0.004	mg/L	1	07/18/23	IE	SW6010D
Total Cyanide	< 0.010	0.010	mg/L	1	07/17/23	CL/NP/DK	SW9010C/SW9012B
Extraction of ETPH	Completed				07/13/23	P/MQ	SW3510C/SW3520C
Mercury Digestion	Completed				07/14/23	ZT/AL/AL	SW7470A
Semi-Volatile Extraction	Completed				07/13/23	P/MQ	SW3520C
Total Metals Digestion	Completed				07/14/23	AG	SW3010A
Total Metals Digestion MS	Completed				07/13/23	AG	SW3010A
TPH by GC (Extractable Products)							
Ext. Petroleum H.C. (C9-C36)	1.3	0.066	mg/L	1	07/15/23	JRB	CTETPH
Identification	**		mg/L	1	07/15/23	JRB	CTETPH
QA/QC Surrogates							
% Terphenyl (surr)	80		%	1	07/15/23	JRB	50 - 150 %

Ver 1

Project ID: ROCKVILLE FORMER MGP
Client ID: MW-14M

Phoenix I.D.: CO49887

Parameter	Result	RL/ PQL	Units	Dilution	Date/Time	By	Reference
Volatiles							
1,1,1,2-Tetrachloroethane	ND	1.3	ug/L	5	07/18/23	MH	SW8260C
1,1,1-Trichloroethane	ND	5.0	ug/L	5	07/18/23	MH	SW8260C
1,1,2,2-Tetrachloroethane	ND	1.3	ug/L	5	07/18/23	MH	SW8260C
1,1,2-Trichloroethane	ND	5.0	ug/L	5	07/18/23	MH	SW8260C
1,1-Dichloroethane	ND	5.0	ug/L	5	07/18/23	MH	SW8260C
1,1-Dichloroethene	ND	5.0	ug/L	5	07/18/23	MH	SW8260C
1,1-Dichloropropene	ND	5.0	ug/L	5	07/18/23	MH	SW8260C
1,2,3-Trichlorobenzene	ND	5.0	ug/L	5	07/18/23	MH	SW8260C
1,2,3-Trichloropropane	ND	5.0	ug/L	5	07/18/23	MH	SW8260C
1,2,4-Trichlorobenzene	ND	5.0	ug/L	5	07/18/23	MH	SW8260C
1,2,4-Trimethylbenzene	26	5.0	ug/L	5	07/18/23	MH	SW8260C
1,2-Dibromo-3-chloropropane	ND	2.5	ug/L	5	07/18/23	MH	SW8260C
1,2-Dibromoethane	ND	1.3	ug/L	5	07/18/23	MH	SW8260C
1,2-Dichlorobenzene	ND	5.0	ug/L	5	07/18/23	MH	SW8260C
1,2-Dichloroethane	ND	1.3	ug/L	5	07/18/23	MH	SW8260C
1,2-Dichloropropane	ND	5.0	ug/L	5	07/18/23	MH	SW8260C
1,3,5-Trimethylbenzene	ND	5.0	ug/L	5	07/18/23	MH	SW8260C
1,3-Dichlorobenzene	ND	5.0	ug/L	5	07/18/23	MH	SW8260C
1,3-Dichloropropane	ND	5.0	ug/L	5	07/18/23	MH	SW8260C
1,4-Dichlorobenzene	ND	5.0	ug/L	5	07/18/23	MH	SW8260C
2,2-Dichloropropane	ND	5.0	ug/L	5	07/18/23	MH	SW8260C
2-Chlorotoluene	ND	5.0	ug/L	5	07/18/23	MH	SW8260C
2-Hexanone	ND	25	ug/L	5	07/18/23	MH	SW8260C
2-Isopropyltoluene	ND	5.0	ug/L	5	07/18/23	MH	SW8260C
4-Chlorotoluene	ND	5.0	ug/L	5	07/18/23	MH	SW8260C
4-Methyl-2-pentanone	ND	25	ug/L	5	07/18/23	MH	SW8260C
Acetone	ND	130	ug/L	5	07/18/23	MH	SW8260C
Acrylonitrile	ND	1.3	ug/L	5	07/18/23	MH	SW8260C
Benzene	660	28	ug/L	40	07/19/23	MH	SW8260C
Bromobenzene	ND	5.0	ug/L	5	07/18/23	MH	SW8260C
Bromochloromethane	ND	5.0	ug/L	5	07/18/23	MH	SW8260C
Bromodichloromethane	ND	1.3	ug/L	5	07/18/23	MH	SW8260C
Bromoform	ND	4.0	ug/L	5	07/18/23	MH	SW8260C
Bromomethane	ND	3.5	ug/L	5	07/18/23	MH	SW8260C
Carbon Disulfide	ND	25	ug/L	5	07/18/23	MH	SW8260C
Carbon tetrachloride	ND	5.0	ug/L	5	07/18/23	MH	SW8260C
Chlorobenzene	ND	5.0	ug/L	5	07/18/23	MH	SW8260C
Chloroethane	ND	5.0	ug/L	5	07/18/23	MH	SW8260C
Chloroform	ND	5.0	ug/L	5	07/18/23	MH	SW8260C
Chloromethane	ND	5.0	ug/L	5	07/18/23	MH	SW8260C
cis-1,2-Dichloroethene	ND	5.0	ug/L	5	07/18/23	MH	SW8260C
cis-1,3-Dichloropropene	ND	2.0	ug/L	5	07/18/23	MH	SW8260C
Dibromochloromethane	ND	1.3	ug/L	5	07/18/23	MH	SW8260C
Dibromomethane	ND	5.0	ug/L	5	07/18/23	MH	SW8260C
Dichlorodifluoromethane	ND	5.0	ug/L	5	07/18/23	MH	SW8260C
Ethylbenzene	290	20	ug/L	20	07/18/23	MH	SW8260C
Hexachlorobutadiene	ND	2.0	ug/L	5	07/18/23	MH	SW8260C
Isopropylbenzene	20	5.0	ug/L	5	07/18/23	MH	SW8260C

Ver 1

Project ID: ROCKVILLE FORMER MGP
Client ID: MW-14M

Phoenix I.D.: CO49887

Parameter	Result	RL/ PQL	Units	Dilution	Date/Time	By	Reference
m&p-Xylene	22	5.0	ug/L	5	07/18/23	MH	SW8260C
Methyl ethyl ketone	ND	25	ug/L	5	07/18/23	MH	SW8260C
Methyl t-butyl ether (MTBE)	ND	5.0	ug/L	5	07/18/23	MH	SW8260C
Methylene chloride	ND	5.0	ug/L	5	07/18/23	MH	SW8260C
Naphthalene	500	20	ug/L	20	07/18/23	MH	SW8260C
n-Butylbenzene	ND	5.0	ug/L	5	07/18/23	MH	SW8260C
n-Propylbenzene	5.5	5.0	ug/L	5	07/18/23	MH	SW8260C
o-Xylene	61	5.0	ug/L	5	07/18/23	MH	SW8260C
p-Isopropyltoluene	ND	5.0	ug/L	5	07/18/23	MH	SW8260C
sec-Butylbenzene	ND	5.0	ug/L	5	07/18/23	MH	SW8260C
Styrene	ND	5.0	ug/L	5	07/18/23	MH	SW8260C
tert-Butylbenzene	ND	5.0	ug/L	5	07/18/23	MH	SW8260C
Tetrachloroethene	ND	5.0	ug/L	5	07/18/23	MH	SW8260C
Tetrahydrofuran (THF)	ND	6.3	ug/L	5	07/18/23	MH	SW8260C
Toluene	ND	5.0	ug/L	5	07/18/23	MH	SW8260C
Total Xylenes	83.0	5.0	ug/L	5	07/18/23	MH	SW8260C
trans-1,2-Dichloroethene	ND	5.0	ug/L	5	07/18/23	MH	SW8260C
trans-1,3-Dichloropropene	ND	2.0	ug/L	5	07/18/23	MH	SW8260C
trans-1,4-dichloro-2-butene	ND	25	ug/L	5	07/18/23	MH	SW8260C
Trichloroethene	ND	5.0	ug/L	5	07/18/23	MH	SW8260C
Trichlorofluoromethane	ND	5.0	ug/L	5	07/18/23	MH	SW8260C
Trichlorotrifluoroethane	ND	5.0	ug/L	5	07/18/23	MH	SW8260C
Vinyl chloride	ND	2.0	ug/L	5	07/18/23	MH	SW8260C
QA/QC Surrogates							
% 1,2-dichlorobenzene-d4 (5x)	94		%	5	07/18/23	MH	70 - 130 %
% Bromofluorobenzene (5x)	89		%	5	07/18/23	MH	70 - 130 %
% Dibromofluoromethane (5x)	105		%	5	07/18/23	MH	70 - 130 %
% Toluene-d8 (5x)	98		%	5	07/18/23	MH	70 - 130 %
% 1,2-dichlorobenzene-d4 (20x)	97		%	20	07/18/23	MH	70 - 130 %
% Bromofluorobenzene (20x)	93		%	20	07/18/23	MH	70 - 130 %
% Dibromofluoromethane (20x)	102		%	20	07/18/23	MH	70 - 130 %
% Toluene-d8 (20x)	96		%	20	07/18/23	MH	70 - 130 %
% 1,2-dichlorobenzene-d4 (40x)	97		%	40	07/19/23	MH	70 - 130 %
% Bromofluorobenzene (40x)	93		%	40	07/19/23	MH	70 - 130 %
% Dibromofluoromethane (40x)	99		%	40	07/19/23	MH	70 - 130 %
% Toluene-d8 (40x)	97		%	40	07/19/23	MH	70 - 130 %
Semivolatiles by SIM, PAH							
2-Methylnaphthalene	12	0.10	ug/L	1	07/17/23	KCA	SW8270D (SIM)
Acenaphthene	40	0.05	ug/L	1	07/17/23	KCA	SW8270D (SIM)
Acenaphthylene	0.87	0.29	ug/L	1	07/14/23	KCA	SW8270D (SIM)
Anthracene	3.3	0.49	ug/L	1	07/14/23	KCA	SW8270D (SIM)
Benz(a)anthracene	0.26	0.05	ug/L	1	07/14/23	KCA	SW8270D (SIM)
Benzo(a)pyrene	0.21	0.20	ug/L	1	07/14/23	KCA	SW8270D (SIM)
Benzo(b)fluoranthene	0.13	0.07	ug/L	1	07/14/23	KCA	SW8270D (SIM)
Benzo(ghi)perylene	ND	0.47	ug/L	1	07/14/23	KCA	SW8270D (SIM)
Benzo(k)fluoranthene	ND	0.29	ug/L	1	07/14/23	KCA	SW8270D (SIM)
Chrysene	ND	0.49	ug/L	1	07/14/23	KCA	SW8270D (SIM)
Dibenz(a,h)anthracene	ND	0.10	ug/L	1	07/14/23	KCA	SW8270D (SIM)
Fluoranthene	4.1	0.49	ug/L	1	07/14/23	KCA	SW8270D (SIM)

Ver 1

Project ID: ROCKVILLE FORMER MGP
Client ID: MW-14M

Phoenix I.D.: CO49887

Parameter	Result	RL/ PQL	Units	Dilution	Date/Time	By	Reference
Fluorene	11	0.05	ug/L	1	07/17/23	KCA	SW8270D (SIM)
Indeno(1,2,3-cd)pyrene	0.11	0.10	ug/L	1	07/14/23	KCA	SW8270D (SIM)
Naphthalene	260	0.98	ug/L	10	07/18/23	KCA	SW8270D (SIM)
Phenanthrene	7.9	0.06	ug/L	1	07/14/23	KCA	SW8270D (SIM)
Pyrene	5.1	0.49	ug/L	1	07/14/23	KCA	SW8270D (SIM)
QA/QC Surrogates							
% 2-Fluorobiphenyl	39		%	1	07/18/23	KCA	30 - 130 %
% Nitrobenzene-d5	42		%	1	07/18/23	KCA	30 - 130 %
% Terphenyl-d14	56		%	1	07/18/23	KCA	30 - 130 %
% 2-Fluorobiphenyl (10x)	Diluted Out		%	10	07/18/23	KCA	30 - 130 %
% Nitrobenzene-d5 (10x)	Diluted Out		%	10	07/18/23	KCA	30 - 130 %
% Terphenyl-d14 (10x)	Diluted Out		%	10	07/18/23	KCA	30 - 130 %

RL/PQL=Reporting/Practical Quantitation Level ND=Not Detected BRL=Below Reporting Level
QA/QC Surrogates: Surrogates are compounds (preceeded with a %) added by the lab to determine analysis efficiency. Surrogate results(%) listed in the report are not "detected" compounds.

Comments:

TPH Comment:
**Petroleum hydrocarbon chromatogram contains a multicomponent hydrocarbon distribution in the range of C9 to C24. The sample was quantitated against a C9-C36 alkane hydrocarbon standard.

Volatile Comment:
Elevated reporting limits for volatiles due to the presence of target and/or non-target compounds.

If you are the client above and have any questions concerning this testing, please do not hesitate to contact Phoenix Client Services at ext.200.
The contents of this report cannot be discussed with anyone other than the client listed above without their written consent.



Phyllis Shiller, Laboratory Director
July 21, 2023
Reviewed and Released by: Ethan Lee, Project Manager

Environmental Laboratories, Inc.
587 East Middle Turnpike, P.O.Box 370, Manchester, CT 06045
Tel. (860) 645-1102 Fax (860) 645-0823

Analysis Report

July 21, 2023

FOR: Attn: Jeffrey Holden
GEI Consultants
455 Winding Brook Drive
Suite 201
Glastonbury, CT 06033

Sample Information		Custody Information		Date	Time
Matrix:	GROUND WATER	Collected by:		07/12/23	12:00
Location Code:	GEI-EVER	Received by:	B	07/13/23	14:41
Rush Request:	Standard	Analyzed by:	see "By" below		
P.O.#:	2200138-1.4				

Laboratory Data

SDG ID: GCO49884
Phoenix ID: CO49888

Project ID: ROCKVILLE FORMER MGP
Client ID: TB-071323

Parameter	Result	RL/ PQL	Units	Dilution	Date/Time	By	Reference
Volatiles							
1,1,1,2-Tetrachloroethane	ND	1.0	ug/L	1	07/16/23	MH	SW8260C
1,1,1-Trichloroethane	ND	1.0	ug/L	1	07/16/23	MH	SW8260C
1,1,2,2-Tetrachloroethane	ND	0.50	ug/L	1	07/16/23	MH	SW8260C
1,1,2-Trichloroethane	ND	1.0	ug/L	1	07/16/23	MH	SW8260C
1,1-Dichloroethane	ND	1.0	ug/L	1	07/16/23	MH	SW8260C
1,1-Dichloroethene	ND	1.0	ug/L	1	07/16/23	MH	SW8260C
1,1-Dichloropropene	ND	1.0	ug/L	1	07/16/23	MH	SW8260C
1,2,3-Trichlorobenzene	ND	1.0	ug/L	1	07/16/23	MH	SW8260C
1,2,3-Trichloropropane	ND	1.0	ug/L	1	07/16/23	MH	SW8260C
1,2,4-Trichlorobenzene	ND	1.0	ug/L	1	07/16/23	MH	SW8260C
1,2,4-Trimethylbenzene	ND	1.0	ug/L	1	07/16/23	MH	SW8260C
1,2-Dibromo-3-chloropropane	ND	0.50	ug/L	1	07/16/23	MH	SW8260C
1,2-Dibromoethane	ND	0.25	ug/L	1	07/16/23	MH	SW8260C
1,2-Dichlorobenzene	ND	1.0	ug/L	1	07/16/23	MH	SW8260C
1,2-Dichloroethane	ND	0.60	ug/L	1	07/16/23	MH	SW8260C
1,2-Dichloropropane	ND	1.0	ug/L	1	07/16/23	MH	SW8260C
1,3,5-Trimethylbenzene	ND	1.0	ug/L	1	07/16/23	MH	SW8260C
1,3-Dichlorobenzene	ND	1.0	ug/L	1	07/16/23	MH	SW8260C
1,3-Dichloropropane	ND	1.0	ug/L	1	07/16/23	MH	SW8260C
1,4-Dichlorobenzene	ND	1.0	ug/L	1	07/16/23	MH	SW8260C
2,2-Dichloropropane	ND	1.0	ug/L	1	07/16/23	MH	SW8260C
2-Chlorotoluene	ND	1.0	ug/L	1	07/16/23	MH	SW8260C
2-Hexanone	ND	5.0	ug/L	1	07/16/23	MH	SW8260C
2-Isopropyltoluene	ND	1.0	ug/L	1	07/16/23	MH	SW8260C
4-Chlorotoluene	ND	1.0	ug/L	1	07/16/23	MH	SW8260C
4-Methyl-2-pentanone	ND	5.0	ug/L	1	07/16/23	MH	SW8260C

Ver 1

Project ID: ROCKVILLE FORMER MGP
Client ID: TB-071323

Phoenix I.D.: CO49888

Parameter	Result	RL/ PQL	Units	Dilution	Date/Time	By	Reference
Acetone	ND	25	ug/L	1	07/16/23	MH	SW8260C
Acrylonitrile	ND	0.50	ug/L	1	07/16/23	MH	SW8260C
Benzene	ND	0.70	ug/L	1	07/16/23	MH	SW8260C
Bromobenzene	ND	1.0	ug/L	1	07/16/23	MH	SW8260C
Bromochloromethane	ND	1.0	ug/L	1	07/16/23	MH	SW8260C
Bromodichloromethane	ND	0.50	ug/L	1	07/16/23	MH	SW8260C
Bromoform	ND	1.0	ug/L	1	07/16/23	MH	SW8260C
Bromomethane	ND	1.0	ug/L	1	07/16/23	MH	SW8260C
Carbon Disulfide	ND	5.0	ug/L	1	07/16/23	MH	SW8260C
Carbon tetrachloride	ND	1.0	ug/L	1	07/16/23	MH	SW8260C
Chlorobenzene	ND	1.0	ug/L	1	07/16/23	MH	SW8260C
Chloroethane	ND	1.0	ug/L	1	07/16/23	MH	SW8260C
Chloroform	ND	1.0	ug/L	1	07/16/23	MH	SW8260C
Chloromethane	ND	1.0	ug/L	1	07/16/23	MH	SW8260C
cis-1,2-Dichloroethene	ND	1.0	ug/L	1	07/16/23	MH	SW8260C
cis-1,3-Dichloropropene	ND	0.40	ug/L	1	07/16/23	MH	SW8260C
Dibromochloromethane	ND	0.50	ug/L	1	07/16/23	MH	SW8260C
Dibromomethane	ND	1.0	ug/L	1	07/16/23	MH	SW8260C
Dichlorodifluoromethane	ND	1.0	ug/L	1	07/16/23	MH	SW8260C
Ethylbenzene	ND	1.0	ug/L	1	07/16/23	MH	SW8260C
Hexachlorobutadiene	ND	0.40	ug/L	1	07/16/23	MH	SW8260C
Isopropylbenzene	ND	1.0	ug/L	1	07/16/23	MH	SW8260C
m&p-Xylene	ND	1.0	ug/L	1	07/16/23	MH	SW8260C
Methyl ethyl ketone	ND	5.0	ug/L	1	07/16/23	MH	SW8260C
Methyl t-butyl ether (MTBE)	ND	1.0	ug/L	1	07/16/23	MH	SW8260C
Methylene chloride	ND	1.0	ug/L	1	07/16/23	MH	SW8260C
Naphthalene	ND	1.0	ug/L	1	07/16/23	MH	SW8260C
n-Butylbenzene	ND	1.0	ug/L	1	07/16/23	MH	SW8260C
n-Propylbenzene	ND	1.0	ug/L	1	07/16/23	MH	SW8260C
o-Xylene	ND	1.0	ug/L	1	07/16/23	MH	SW8260C
p-Isopropyltoluene	ND	1.0	ug/L	1	07/16/23	MH	SW8260C
sec-Butylbenzene	ND	1.0	ug/L	1	07/16/23	MH	SW8260C
Styrene	ND	1.0	ug/L	1	07/16/23	MH	SW8260C
tert-Butylbenzene	ND	1.0	ug/L	1	07/16/23	MH	SW8260C
Tetrachloroethene	ND	1.0	ug/L	1	07/16/23	MH	SW8260C
Tetrahydrofuran (THF)	ND	2.5	ug/L	1	07/16/23	MH	SW8260C
Toluene	ND	1.0	ug/L	1	07/16/23	MH	SW8260C
Total Xylenes	ND	1.0	ug/L	1	07/16/23	MH	SW8260C
trans-1,2-Dichloroethene	ND	1.0	ug/L	1	07/16/23	MH	SW8260C
trans-1,3-Dichloropropene	ND	0.40	ug/L	1	07/16/23	MH	SW8260C
trans-1,4-dichloro-2-butene	ND	5.0	ug/L	1	07/16/23	MH	SW8260C
Trichloroethene	ND	1.0	ug/L	1	07/16/23	MH	SW8260C
Trichlorofluoromethane	ND	1.0	ug/L	1	07/16/23	MH	SW8260C
Trichlorotrifluoroethane	ND	1.0	ug/L	1	07/16/23	MH	SW8260C
Vinyl chloride	ND	1.0	ug/L	1	07/16/23	MH	SW8260C
QA/QC Surrogates							
% 1,2-dichlorobenzene-d4	98		%	1	07/16/23	MH	70 - 130 %
% Bromofluorobenzene	99		%	1	07/16/23	MH	70 - 130 %
% Dibromofluoromethane	107		%	1	07/16/23	MH	70 - 130 %

Ver 1

Project ID: ROCKVILLE FORMER MGP
Client ID: TB-071323

Phoenix I.D.: CO49888

Parameter	Result	RL/ PQL	Units	Dilution	Date/Time	By	Reference
% Toluene-d8	98		%	1	07/16/23	MH	70 - 130 %

RL/PQL=Reporting/Practical Quantitation Level ND=Not Detected BRL=Below Reporting Level
QA/QC Surrogates: Surrogates are compounds (preceeded with a %) added by the lab to determine analysis efficiency. Surrogate results(%) listed in the report are not "detected" compounds.

Comments:

TRIP BLANK INCLUDED.

If you are the client above and have any questions concerning this testing, please do not hesitate to contact Phoenix Client Services at ext.200.
The contents of this report cannot be discussed with anyone other than the client listed above without their written consent.



Phyllis Shiller, Laboratory Director
July 21, 2023
Reviewed and Released by: Ethan Lee, Project Manager

Environmental Laboratories, Inc.
587 East Middle Turnpike, P.O.Box 370, Manchester, CT 06045
Tel. (860) 645-1102 Fax (860) 645-0823

Analysis Report

July 21, 2023

FOR: Attn: Jeffrey Holden
GEI Consultants
455 Winding Brook Drive
Suite 201
Glastonbury, CT 06033

Sample Information		Custody Information		Date	Time
Matrix:	GROUND WATER	Collected by:		07/12/23	12:30
Location Code:	GEI-EVER	Received by:	B	07/13/23	14:41
Rush Request:	Standard	Analyzed by:	see "By" below		
P.O.#:	2200138-1.4				

Laboratory Data

SDG ID: GCO49884
Phoenix ID: CO49889

Project ID: ROCKVILLE FORMER MGP
Client ID: MW-46M

Parameter	Result	RL/ PQL	Units	Dilution	Date/Time	By	Reference
Silver	< 0.001	0.001	mg/L	1	07/18/23	IE	SW6010D
Arsenic	< 0.004	0.004	mg/L	1	07/18/23	IE	SW6010D
Barium	0.116	0.002	mg/L	1	07/18/23	IE	SW6010D
Beryllium	< 0.001	0.001	mg/L	1	07/18/23	IE	SW6010D
Cadmium	< 0.001	0.001	mg/L	1	07/18/23	IE	SW6010D
Chromium	< 0.001	0.001	mg/L	1	07/18/23	IE	SW6010D
Copper	< 0.005	0.005	mg/L	1	07/18/23	IE	SW6010D
Mercury	< 0.0002	0.0002	mg/L	1	07/14/23	PM	SW7470A
Nickel	< 0.001	0.001	mg/L	1	07/18/23	IE	SW6010D
Lead	< 0.001	0.001	mg/L	1	07/18/23	IE	SW6010D
Antimony	< 0.005	0.005	mg/L	1	07/18/23	IE	SW6010D
Selenium	< 0.010	0.010	mg/L	1	07/18/23	IE	SW6010D
Thallium	< 0.0005	0.0005	mg/L	5	07/20/23	MGH	SW6020B
Vanadium	< 0.002	0.002	mg/L	1	07/18/23	IE	SW6010D
Zinc	< 0.004	0.004	mg/L	1	07/18/23	IE	SW6010D
Total Cyanide	< 0.010	0.010	mg/L	1	07/17/23	CL/NP/DK	SW9010C/SW9012B
Client MS/MSD	Completed				07/18/23		
Extraction of ETPH	Completed				07/13/23	P/MQ	SW3510C/SW3520C
Mercury Digestion	Completed				07/14/23	ZT/AL/AL	SW7470A
Semi-Volatile Extraction	Completed				07/13/23	P/MQ	SW3520C
Total Metals Digestion	Completed				07/14/23	AG	SW3010A
Total Metals Digestion MS	Completed				07/13/23	AG	SW3010A
TPH by GC (Extractable Products)							
Ext. Petroleum H.C. (C9-C36)	ND	0.066	mg/L	1	07/15/23	JRB	CTETPH
Identification	ND		mg/L	1	07/15/23	JRB	CTETPH
QA/QC Surrogates							

Ver 1

Project ID: ROCKVILLE FORMER MGP
Client ID: MW-46M

Phoenix I.D.: CO49889

Parameter	Result	RL/ PQL	Units	Dilution	Date/Time	By	Reference
% Terphenyl (surr)	65		%	1	07/15/23	JRB	50 - 150 %
Volatiles							
1,1,1,2-Tetrachloroethane	ND	1.0	ug/L	1	07/18/23	MH	SW8260C
1,1,1-Trichloroethane	ND	1.0	ug/L	1	07/18/23	MH	SW8260C
1,1,2,2-Tetrachloroethane	ND	0.50	ug/L	1	07/18/23	MH	SW8260C
1,1,2-Trichloroethane	ND	1.0	ug/L	1	07/18/23	MH	SW8260C
1,1-Dichloroethane	ND	1.0	ug/L	1	07/18/23	MH	SW8260C
1,1-Dichloroethene	ND	1.0	ug/L	1	07/18/23	MH	SW8260C
1,1-Dichloropropene	ND	1.0	ug/L	1	07/18/23	MH	SW8260C
1,2,3-Trichlorobenzene	ND	1.0	ug/L	1	07/18/23	MH	SW8260C
1,2,3-Trichloropropane	ND	1.0	ug/L	1	07/18/23	MH	SW8260C
1,2,4-Trichlorobenzene	ND	1.0	ug/L	1	07/18/23	MH	SW8260C
1,2,4-Trimethylbenzene	ND	1.0	ug/L	1	07/18/23	MH	SW8260C
1,2-Dibromo-3-chloropropane	ND	0.50	ug/L	1	07/18/23	MH	SW8260C
1,2-Dibromoethane	ND	0.25	ug/L	1	07/18/23	MH	SW8260C
1,2-Dichlorobenzene	ND	1.0	ug/L	1	07/18/23	MH	SW8260C
1,2-Dichloroethane	ND	0.60	ug/L	1	07/18/23	MH	SW8260C
1,2-Dichloropropane	ND	1.0	ug/L	1	07/18/23	MH	SW8260C
1,3,5-Trimethylbenzene	ND	1.0	ug/L	1	07/18/23	MH	SW8260C
1,3-Dichlorobenzene	ND	1.0	ug/L	1	07/18/23	MH	SW8260C
1,3-Dichloropropane	ND	1.0	ug/L	1	07/18/23	MH	SW8260C
1,4-Dichlorobenzene	ND	1.0	ug/L	1	07/18/23	MH	SW8260C
2,2-Dichloropropane	ND	1.0	ug/L	1	07/18/23	MH	SW8260C
2-Chlorotoluene	ND	1.0	ug/L	1	07/18/23	MH	SW8260C
2-Hexanone	ND	5.0	ug/L	1	07/18/23	MH	SW8260C
2-Isopropyltoluene	ND	1.0	ug/L	1	07/18/23	MH	SW8260C
4-Chlorotoluene	ND	1.0	ug/L	1	07/18/23	MH	SW8260C
4-Methyl-2-pentanone	ND	5.0	ug/L	1	07/18/23	MH	SW8260C
Acetone	ND	25	ug/L	1	07/18/23	MH	SW8260C
Acrylonitrile	ND	0.50	ug/L	1	07/18/23	MH	SW8260C
Benzene	ND	0.70	ug/L	1	07/18/23	MH	SW8260C
Bromobenzene	ND	1.0	ug/L	1	07/18/23	MH	SW8260C
Bromochloromethane	ND	1.0	ug/L	1	07/18/23	MH	SW8260C
Bromodichloromethane	ND	0.50	ug/L	1	07/18/23	MH	SW8260C
Bromoform	ND	1.0	ug/L	1	07/18/23	MH	SW8260C
Bromomethane	ND	1.0	ug/L	1	07/18/23	MH	SW8260C
Carbon Disulfide	ND	5.0	ug/L	1	07/18/23	MH	SW8260C
Carbon tetrachloride	ND	1.0	ug/L	1	07/18/23	MH	SW8260C
Chlorobenzene	ND	1.0	ug/L	1	07/18/23	MH	SW8260C
Chloroethane	ND	1.0	ug/L	1	07/18/23	MH	SW8260C
Chloroform	ND	1.0	ug/L	1	07/18/23	MH	SW8260C
Chloromethane	ND	1.0	ug/L	1	07/18/23	MH	SW8260C
cis-1,2-Dichloroethene	ND	1.0	ug/L	1	07/18/23	MH	SW8260C
cis-1,3-Dichloropropene	ND	0.40	ug/L	1	07/18/23	MH	SW8260C
Dibromochloromethane	ND	0.50	ug/L	1	07/18/23	MH	SW8260C
Dibromomethane	ND	1.0	ug/L	1	07/18/23	MH	SW8260C
Dichlorodifluoromethane	ND	1.0	ug/L	1	07/18/23	MH	SW8260C
Ethylbenzene	ND	1.0	ug/L	1	07/18/23	MH	SW8260C
Hexachlorobutadiene	ND	0.40	ug/L	1	07/18/23	MH	SW8260C

Ver 1

Project ID: ROCKVILLE FORMER MGP
Client ID: MW-46M

Phoenix I.D.: CO49889

Parameter	Result	RL/ PQL	Units	Dilution	Date/Time	By	Reference
Isopropylbenzene	ND	1.0	ug/L	1	07/18/23	MH	SW8260C
m&p-Xylene	ND	1.0	ug/L	1	07/18/23	MH	SW8260C
Methyl ethyl ketone	ND	5.0	ug/L	1	07/18/23	MH	SW8260C
Methyl t-butyl ether (MTBE)	ND	1.0	ug/L	1	07/18/23	MH	SW8260C
Methylene chloride	ND	1.0	ug/L	1	07/18/23	MH	SW8260C
Naphthalene	ND	1.0	ug/L	1	07/18/23	MH	SW8260C
n-Butylbenzene	ND	1.0	ug/L	1	07/18/23	MH	SW8260C
n-Propylbenzene	ND	1.0	ug/L	1	07/18/23	MH	SW8260C
o-Xylene	ND	1.0	ug/L	1	07/18/23	MH	SW8260C
p-Isopropyltoluene	ND	1.0	ug/L	1	07/18/23	MH	SW8260C
sec-Butylbenzene	ND	1.0	ug/L	1	07/18/23	MH	SW8260C
Styrene	ND	1.0	ug/L	1	07/18/23	MH	SW8260C
tert-Butylbenzene	ND	1.0	ug/L	1	07/18/23	MH	SW8260C
Tetrachloroethene	3.0	1.0	ug/L	1	07/18/23	MH	SW8260C
Tetrahydrofuran (THF)	ND	2.5	ug/L	1	07/18/23	MH	SW8260C
Toluene	ND	1.0	ug/L	1	07/18/23	MH	SW8260C
Total Xylenes	ND	1.0	ug/L	1	07/18/23	MH	SW8260C
trans-1,2-Dichloroethene	ND	1.0	ug/L	1	07/18/23	MH	SW8260C
trans-1,3-Dichloropropene	ND	0.40	ug/L	1	07/18/23	MH	SW8260C
trans-1,4-dichloro-2-butene	ND	5.0	ug/L	1	07/18/23	MH	SW8260C
Trichloroethene	ND	1.0	ug/L	1	07/18/23	MH	SW8260C
Trichlorofluoromethane	ND	1.0	ug/L	1	07/18/23	MH	SW8260C
Trichlorotrifluoroethane	ND	1.0	ug/L	1	07/18/23	MH	SW8260C
Vinyl chloride	ND	1.0	ug/L	1	07/18/23	MH	SW8260C
QA/QC Surrogates							
% 1,2-dichlorobenzene-d4	99		%	1	07/18/23	MH	70 - 130 %
% Bromofluorobenzene	92		%	1	07/18/23	MH	70 - 130 %
% Dibromofluoromethane	99		%	1	07/18/23	MH	70 - 130 %
% Toluene-d8	97		%	1	07/18/23	MH	70 - 130 %
Semivolatiles by SIM, PAH							
2-Methylnaphthalene	ND	0.50	ug/L	1	07/14/23	KCA	SW8270D (SIM)
Acenaphthene	ND	0.50	ug/L	1	07/14/23	KCA	SW8270D (SIM)
Acenaphthylene	ND	0.30	ug/L	1	07/14/23	KCA	SW8270D (SIM)
Anthracene	ND	0.50	ug/L	1	07/14/23	KCA	SW8270D (SIM)
Benz(a)anthracene	ND	0.05	ug/L	1	07/14/23	KCA	SW8270D (SIM)
Benzo(a)pyrene	ND	0.20	ug/L	1	07/14/23	KCA	SW8270D (SIM)
Benzo(b)fluoranthene	ND	0.07	ug/L	1	07/14/23	KCA	SW8270D (SIM)
Benzo(ghi)perylene	ND	0.48	ug/L	1	07/14/23	KCA	SW8270D (SIM)
Benzo(k)fluoranthene	ND	0.30	ug/L	1	07/14/23	KCA	SW8270D (SIM)
Chrysene	ND	0.50	ug/L	1	07/14/23	KCA	SW8270D (SIM)
Dibenz(a,h)anthracene	ND	0.10	ug/L	1	07/14/23	KCA	SW8270D (SIM)
Fluoranthene	ND	0.50	ug/L	1	07/14/23	KCA	SW8270D (SIM)
Fluorene	ND	0.50	ug/L	1	07/14/23	KCA	SW8270D (SIM)
Indeno(1,2,3-cd)pyrene	ND	0.10	ug/L	1	07/14/23	KCA	SW8270D (SIM)
Naphthalene	ND	0.50	ug/L	1	07/14/23	KCA	SW8270D (SIM)
Phenanthrene	ND	0.06	ug/L	1	07/14/23	KCA	SW8270D (SIM)
Pyrene	ND	0.50	ug/L	1	07/14/23	KCA	SW8270D (SIM)
QA/QC Surrogates							
% 2-Fluorobiphenyl	49		%	1	07/14/23	KCA	30 - 130 %

Ver 1

Project ID: ROCKVILLE FORMER MGP
Client ID: MW-46M

Phoenix I.D.: CO49889

Parameter	Result	RL/ PQL	Units	Dilution	Date/Time	By	Reference
% Nitrobenzene-d5	59		%	1	07/14/23	KCA	30 - 130 %
% Terphenyl-d14	75		%	1	07/14/23	KCA	30 - 130 %

RL/PQL=Reporting/Practical Quantitation Level ND=Not Detected BRL=Below Reporting Level
QA/QC Surrogates: Surrogates are compounds (preceeded with a %) added by the lab to determine analysis efficiency. Surrogate results(%) listed in the report are not "detected" compounds.

Comments:

If you are the client above and have any questions concerning this testing, please do not hesitate to contact Phoenix Client Services at ext.200.
The contents of this report cannot be discussed with anyone other than the client listed above without their written consent.

Phyllis Shiller, Laboratory Director
July 21, 2023
Reviewed and Released by: Ethan Lee, Project Manager

Environmental Laboratories, Inc.
587 East Middle Turnpike, P.O.Box 370, Manchester, CT 06045
Tel. (860) 645-1102 Fax (860) 645-0823

Analysis Report

July 21, 2023

FOR: Attn: Jeffrey Holden
GEI Consultants
455 Winding Brook Drive
Suite 201
Glastonbury, CT 06033

Sample Information		Custody Information		Date	Time
Matrix:	GROUND WATER	Collected by:		07/12/23	12:45
Location Code:	GEI-EVER	Received by:	B	07/13/23	14:41
Rush Request:	Standard	Analyzed by:	see "By" below		
P.O.#:	2200138-1.4				

Laboratory Data

SDG ID: GCO49884
Phoenix ID: CO49892

Project ID: ROCKVILLE FORMER MGP
Client ID: MW-40S

Parameter	Result	RL/ PQL	Units	Dilution	Date/Time	By	Reference
Silver	< 0.001	0.001	mg/L	1	07/18/23	IE	SW6010D
Arsenic	< 0.004	0.004	mg/L	1	07/18/23	IE	SW6010D
Barium	0.095	0.002	mg/L	1	07/18/23	IE	SW6010D
Beryllium	< 0.001	0.001	mg/L	1	07/18/23	IE	SW6010D
Cadmium	< 0.001	0.001	mg/L	1	07/18/23	IE	SW6010D
Chromium	0.002	0.001	mg/L	1	07/18/23	IE	SW6010D
Copper	< 0.005	0.005	mg/L	1	07/18/23	IE	SW6010D
Mercury	< 0.0002	0.0002	mg/L	1	07/14/23	PM	SW7470A
Nickel	0.002	0.001	mg/L	1	07/18/23	IE	SW6010D
Lead	< 0.001	0.001	mg/L	1	07/18/23	IE	SW6010D
Antimony	< 0.005	0.005	mg/L	1	07/18/23	IE	SW6010D
Selenium	< 0.010	0.010	mg/L	1	07/18/23	IE	SW6010D
Thallium	< 0.0005	0.0005	mg/L	5	07/20/23	MGH	SW6020B
Vanadium	0.003	0.002	mg/L	1	07/18/23	IE	SW6010D
Zinc	0.014	0.004	mg/L	1	07/18/23	IE	SW6010D
Total Cyanide	< 0.010	0.010	mg/L	1	07/17/23	CL/NP/DK	SW9010C/SW9012B
Extraction of ETPH	Completed				07/13/23	P/MQ	SW3510C/SW3520C
Mercury Digestion	Completed				07/14/23	ZT/AL/AL	SW7470A
Semi-Volatile Extraction	Completed				07/17/23	X/K	SW3520C
Total Metals Digestion	Completed				07/14/23	AG	SW3010A
Total Metals Digestion MS	Completed				07/13/23	AG	SW3010A
TPH by GC (Extractable Products)							
Ext. Petroleum H.C. (C9-C36)	ND	0.067	mg/L	1	07/15/23	JRB	CTETPH
Identification	ND		mg/L	1	07/15/23	JRB	CTETPH
QA/QC Surrogates							
% Terphenyl (surr)	64		%	1	07/15/23	JRB	50 - 150 %

Ver 1

Project ID: ROCKVILLE FORMER MGP
Client ID: MW-40S

Phoenix I.D.: CO49892

Parameter	Result	RL/ PQL	Units	Dilution	Date/Time	By	Reference
Volatiles							
1,1,1,2-Tetrachloroethane	ND	1.0	ug/L	1	07/17/23	MH	SW8260C
1,1,1-Trichloroethane	ND	1.0	ug/L	1	07/17/23	MH	SW8260C
1,1,2,2-Tetrachloroethane	ND	0.50	ug/L	1	07/17/23	MH	SW8260C
1,1,2-Trichloroethane	ND	1.0	ug/L	1	07/17/23	MH	SW8260C
1,1-Dichloroethane	ND	1.0	ug/L	1	07/17/23	MH	SW8260C
1,1-Dichloroethene	ND	1.0	ug/L	1	07/17/23	MH	SW8260C
1,1-Dichloropropene	ND	1.0	ug/L	1	07/17/23	MH	SW8260C
1,2,3-Trichlorobenzene	ND	1.0	ug/L	1	07/17/23	MH	SW8260C
1,2,3-Trichloropropane	ND	1.0	ug/L	1	07/17/23	MH	SW8260C
1,2,4-Trichlorobenzene	ND	1.0	ug/L	1	07/17/23	MH	SW8260C
1,2,4-Trimethylbenzene	ND	1.0	ug/L	1	07/17/23	MH	SW8260C
1,2-Dibromo-3-chloropropane	ND	0.50	ug/L	1	07/17/23	MH	SW8260C
1,2-Dibromoethane	ND	0.25	ug/L	1	07/17/23	MH	SW8260C
1,2-Dichlorobenzene	ND	1.0	ug/L	1	07/17/23	MH	SW8260C
1,2-Dichloroethane	ND	0.60	ug/L	1	07/17/23	MH	SW8260C
1,2-Dichloropropane	ND	1.0	ug/L	1	07/17/23	MH	SW8260C
1,3,5-Trimethylbenzene	ND	1.0	ug/L	1	07/17/23	MH	SW8260C
1,3-Dichlorobenzene	ND	1.0	ug/L	1	07/17/23	MH	SW8260C
1,3-Dichloropropane	ND	1.0	ug/L	1	07/17/23	MH	SW8260C
1,4-Dichlorobenzene	ND	1.0	ug/L	1	07/17/23	MH	SW8260C
2,2-Dichloropropane	ND	1.0	ug/L	1	07/17/23	MH	SW8260C
2-Chlorotoluene	ND	1.0	ug/L	1	07/17/23	MH	SW8260C
2-Hexanone	ND	5.0	ug/L	1	07/17/23	MH	SW8260C
2-Isopropyltoluene	ND	1.0	ug/L	1	07/17/23	MH	SW8260C
4-Chlorotoluene	ND	1.0	ug/L	1	07/17/23	MH	SW8260C
4-Methyl-2-pentanone	ND	5.0	ug/L	1	07/17/23	MH	SW8260C
Acetone	ND	25	ug/L	1	07/17/23	MH	SW8260C
Acrylonitrile	ND	0.50	ug/L	1	07/17/23	MH	SW8260C
Benzene	ND	0.70	ug/L	1	07/17/23	MH	SW8260C
Bromobenzene	ND	1.0	ug/L	1	07/17/23	MH	SW8260C
Bromochloromethane	ND	1.0	ug/L	1	07/17/23	MH	SW8260C
Bromodichloromethane	ND	0.50	ug/L	1	07/17/23	MH	SW8260C
Bromoform	ND	1.0	ug/L	1	07/17/23	MH	SW8260C
Bromomethane	ND	1.0	ug/L	1	07/17/23	MH	SW8260C
Carbon Disulfide	ND	5.0	ug/L	1	07/17/23	MH	SW8260C
Carbon tetrachloride	ND	1.0	ug/L	1	07/17/23	MH	SW8260C
Chlorobenzene	ND	1.0	ug/L	1	07/17/23	MH	SW8260C
Chloroethane	ND	1.0	ug/L	1	07/17/23	MH	SW8260C
Chloroform	ND	1.0	ug/L	1	07/17/23	MH	SW8260C
Chloromethane	ND	1.0	ug/L	1	07/17/23	MH	SW8260C
cis-1,2-Dichloroethene	ND	1.0	ug/L	1	07/17/23	MH	SW8260C
cis-1,3-Dichloropropene	ND	0.40	ug/L	1	07/17/23	MH	SW8260C
Dibromochloromethane	ND	0.50	ug/L	1	07/17/23	MH	SW8260C
Dibromomethane	ND	1.0	ug/L	1	07/17/23	MH	SW8260C
Dichlorodifluoromethane	ND	1.0	ug/L	1	07/17/23	MH	SW8260C
Ethylbenzene	ND	1.0	ug/L	1	07/17/23	MH	SW8260C
Hexachlorobutadiene	ND	0.40	ug/L	1	07/17/23	MH	SW8260C
Isopropylbenzene	ND	1.0	ug/L	1	07/17/23	MH	SW8260C

Ver 1

Project ID: ROCKVILLE FORMER MGP
Client ID: MW-40S

Phoenix I.D.: CO49892

Parameter	Result	RL/ PQL	Units	Dilution	Date/Time	By	Reference
m&p-Xylene	ND	1.0	ug/L	1	07/17/23	MH	SW8260C
Methyl ethyl ketone	ND	5.0	ug/L	1	07/17/23	MH	SW8260C
Methyl t-butyl ether (MTBE)	ND	1.0	ug/L	1	07/17/23	MH	SW8260C
Methylene chloride	ND	1.0	ug/L	1	07/17/23	MH	SW8260C
Naphthalene	ND	1.0	ug/L	1	07/17/23	MH	SW8260C
n-Butylbenzene	ND	1.0	ug/L	1	07/17/23	MH	SW8260C
n-Propylbenzene	ND	1.0	ug/L	1	07/17/23	MH	SW8260C
o-Xylene	ND	1.0	ug/L	1	07/17/23	MH	SW8260C
p-Isopropyltoluene	ND	1.0	ug/L	1	07/17/23	MH	SW8260C
sec-Butylbenzene	ND	1.0	ug/L	1	07/17/23	MH	SW8260C
Styrene	ND	1.0	ug/L	1	07/17/23	MH	SW8260C
tert-Butylbenzene	ND	1.0	ug/L	1	07/17/23	MH	SW8260C
Tetrachloroethene	ND	1.0	ug/L	1	07/17/23	MH	SW8260C
Tetrahydrofuran (THF)	ND	2.5	ug/L	1	07/17/23	MH	SW8260C
Toluene	ND	1.0	ug/L	1	07/17/23	MH	SW8260C
Total Xylenes	ND	1.0	ug/L	1	07/17/23	MH	SW8260C
trans-1,2-Dichloroethene	ND	1.0	ug/L	1	07/17/23	MH	SW8260C
trans-1,3-Dichloropropene	ND	0.40	ug/L	1	07/17/23	MH	SW8260C
trans-1,4-dichloro-2-butene	ND	5.0	ug/L	1	07/17/23	MH	SW8260C
Trichloroethene	ND	1.0	ug/L	1	07/17/23	MH	SW8260C
Trichlorofluoromethane	ND	1.0	ug/L	1	07/17/23	MH	SW8260C
Trichlorotrifluoroethane	ND	1.0	ug/L	1	07/17/23	MH	SW8260C
Vinyl chloride	ND	1.0	ug/L	1	07/17/23	MH	SW8260C
QA/QC Surrogates							
% 1,2-dichlorobenzene-d4	98		%	1	07/17/23	MH	70 - 130 %
% Bromofluorobenzene	97		%	1	07/17/23	MH	70 - 130 %
% Dibromofluoromethane	105		%	1	07/17/23	MH	70 - 130 %
% Toluene-d8	98		%	1	07/17/23	MH	70 - 130 %
Semivolatiles by SIM, PAH							
2-Methylnaphthalene	ND	0.48	ug/L	1	07/18/23	KCA	SW8270D (SIM)
Acenaphthene	ND	0.48	ug/L	1	07/18/23	KCA	SW8270D (SIM)
Acenaphthylene	ND	0.29	ug/L	1	07/18/23	KCA	SW8270D (SIM)
Anthracene	ND	0.48	ug/L	1	07/18/23	KCA	SW8270D (SIM)
Benz(a)anthracene	ND	0.05	ug/L	1	07/18/23	KCA	SW8270D (SIM)
Benzo(a)pyrene	ND	0.19	ug/L	1	07/18/23	KCA	SW8270D (SIM)
Benzo(b)fluoranthene	ND	0.07	ug/L	1	07/18/23	KCA	SW8270D (SIM)
Benzo(ghi)perylene	ND	0.46	ug/L	1	07/18/23	KCA	SW8270D (SIM)
Benzo(k)fluoranthene	ND	0.29	ug/L	1	07/18/23	KCA	SW8270D (SIM)
Chrysene	ND	0.48	ug/L	1	07/18/23	KCA	SW8270D (SIM)
Dibenz(a,h)anthracene	ND	0.10	ug/L	1	07/18/23	KCA	SW8270D (SIM)
Fluoranthene	ND	0.48	ug/L	1	07/18/23	KCA	SW8270D (SIM)
Fluorene	ND	0.48	ug/L	1	07/18/23	KCA	SW8270D (SIM)
Indeno(1,2,3-cd)pyrene	ND	0.10	ug/L	1	07/18/23	KCA	SW8270D (SIM)
Naphthalene	ND	0.48	ug/L	1	07/18/23	KCA	SW8270D (SIM)
Phenanthrene	ND	0.06	ug/L	1	07/18/23	KCA	SW8270D (SIM)
Pyrene	ND	0.48	ug/L	1	07/18/23	KCA	SW8270D (SIM)
QA/QC Surrogates							
% 2-Fluorobiphenyl	62		%	1	07/18/23	KCA	30 - 130 %
% Nitrobenzene-d5	46		%	1	07/18/23	KCA	30 - 130 %

Ver 1

Project ID: ROCKVILLE FORMER MGP
Client ID: MW-40S

Phoenix I.D.: CO49892

Parameter	Result	RL/ PQL	Units	Dilution	Date/Time	By	Reference
% Terphenyl-d14	69		%	1	07/18/23	KCA	30 - 130 %

RL/PQL=Reporting/Practical Quantitation Level ND=Not Detected BRL=Below Reporting Level
QA/QC Surrogates: Surrogates are compounds (preceeded with a %) added by the lab to determine analysis efficiency. Surrogate results(%) listed in the report are not "detected" compounds.

Comments:

If you are the client above and have any questions concerning this testing, please do not hesitate to contact Phoenix Client Services at ext.200.
The contents of this report cannot be discussed with anyone other than the client listed above without their written consent.

Phyllis Shiller, Laboratory Director
July 21, 2023
Reviewed and Released by: Ethan Lee, Project Manager

Environmental Laboratories, Inc.
587 East Middle Turnpike, P.O.Box 370, Manchester, CT 06045
Tel. (860) 645-1102

QA/QC Report

July 21, 2023

QA/QC Data

SDG I.D.: GCO49884

Parameter	Blank	Blk RL	Sample Result	Dup Result	Dup RPD	LCS %	LCSD %	LCS RPD	MS %	MSD %	MS RPD	% Rec Limits	% RPD Limits	
QA/QC Batch 686985 (mg/L), QC Sample No: CO48670 (CO49884, CO49885, CO49886, CO49887, CO49892)														
Mercury - Water	BRL	0.0002	0.0013	0.0016	20.7	104			125			80 - 120	20	r
Comment:														
Additional Mercury criteria: LCS acceptance range for waters is 80-120% and for soils is 70-130%. MS acceptance range is 75-125%.														
QA/QC Batch 686986 (mg/L), QC Sample No: CO49889 (CO49889)														
Mercury - Water	BRL	0.0002	<0.0002	<0.0002	NC	104			103	96.5	6.5	80 - 120	20	
Comment:														
Additional Mercury criteria: LCS acceptance range for waters is 80-120% and for soils is 70-130%. MS acceptance range is 75-125%.														
QA/QC Batch 687085 (mg/L), QC Sample No: CO49889 (CO49884, CO49885, CO49886, CO49887, CO49889, CO49892)														
ICP Metals - Aqueous														
Antimony	BRL	0.005	<0.005	<0.005	NC	98.3	98.9	0.6	98.9	100	1.1	80 - 120	20	
Arsenic	BRL	0.004	<0.004	<0.004	NC	99.3	101	1.7	101	102	1.0	80 - 120	20	
Barium	BRL	0.002	0.116	0.118	1.70	99.4	99.5	0.1	99.4	101	1.6	80 - 120	20	
Beryllium	BRL	0.001	<0.001	<0.001	NC	100	101	1.0	101	102	1.0	80 - 120	20	
Cadmium	BRL	0.001	<0.001	<0.001	NC	102	103	1.0	102	103	1.0	80 - 120	20	
Chromium	BRL	0.001	<0.001	<0.001	NC	102	103	1.0	103	104	1.0	80 - 120	20	
Copper	BRL	0.005	<0.005	<0.005	NC	99.7	101	1.3	101	103	2.0	80 - 120	20	
Lead	BRL	0.001	<0.001	<0.001	NC	100	100	0.0	101	102	1.0	80 - 120	20	
Nickel	BRL	0.001	<0.001	0.001	NC	101	101	0.0	101	103	2.0	80 - 120	20	
Selenium	BRL	0.010	<0.010	<0.010	NC	94.4	93.9	0.5	94.1	95.8	1.8	80 - 120	20	
Silver	BRL	0.001	<0.001	<0.001	NC	99.7	102	2.3	102	102	0.0	80 - 120	20	
Vanadium	BRL	0.002	<0.002	<0.002	NC	104	106	1.9	105	106	0.9	80 - 120	20	
Zinc	BRL	0.004	<0.004	<0.004	NC	99.2	99.4	0.2	99.8	101	1.2	80 - 120	20	
Comment:														
Additional Criteria: LCS acceptance range is 80-120% MS acceptance range 75-125%.														
QA/QC Batch 686901 (mg/L), QC Sample No: CO49889 5X (CO49884, CO49885, CO49886, CO49887, CO49889, CO49892)														
ICP MS Metals - Aqueous														
Thallium	BRL	0.0005	<0.0005	<0.0005	NC	101	104	2.9	102	99.2	2.8	80 - 120	20	
Comment:														
Additional Criteria: LCS acceptance range is 80-120% MS acceptance range 75-125%.														

r = This parameter is outside laboratory RPD specified recovery limits.

Environmental Laboratories, Inc.
587 East Middle Turnpike, P.O.Box 370, Manchester, CT 06045
Tel. (860) 645-1102

QA/QC Report

July 21, 2023

QA/QC Data

SDG I.D.: GCO49884

Parameter	Blank	Blk RL	Sample Result	Dup Result	Dup RPD	LCS %	LCSD %	LCS RPD	MS %	MSD %	MS RPD	% Rec Limits	% RPD Limits
QA/QC Batch 687121 (mg/L), QC Sample No: CO49889 (CO49884, CO49885, CO49886, CO49887, CO49889, CO49892)													
Total Cyanide	BRL	0.010	<0.010	<0.010	NC	103			110			90 - 110	20
Comment:													
Additional: LCS acceptance range is 80-120% for soils MS acceptance range 75-125% for soils													

Environmental Laboratories, Inc.
587 East Middle Turnpike, P.O.Box 370, Manchester, CT 06045
Tel. (860) 645-1102

QA/QC Report

July 21, 2023

QA/QC Data

SDG I.D.: GCO49884

Parameter	Blank	Blk RL	LCS %	LCSD %	LCS RPD	MS %	MSD %	MS RPD	% Rec Limits	% RPD Limits
QA/QC Batch 686933 (mg/L), QC Sample No: CO49889 (CO49884, CO49885, CO49886, CO49887, CO49889, CO49892)										
TPH by GC (Extractable Products) - Ground Water										
Ext. Petroleum H.C. (C9-C36)	ND	0.10	88	96	8.7	92	86	6.7	60 - 120	30
% Terphenyl (surr)	71	%	72	75	4.1	71	63	11.9	50 - 150	20
Comment:										
Additional surrogate criteria: LCS acceptance range is 60-120% MS acceptance range 50-150%. The ETPH/DRO LCS has been normalized based on the alkane calibration.										
QA/QC Batch 686904 (ug/L), QC Sample No: CO49889 (CO49884, CO49885, CO49886, CO49887, CO49889)										
Semivolatiles by SIM, PAH - Ground Water										
2-Methylnaphthalene	ND	0.50	67	64	4.6	59	62	5.0	30 - 130	20
Acenaphthene	ND	0.50	67	65	3.0	62	64	3.2	30 - 130	20
Acenaphthylene	ND	0.30	60	60	0.0	63	63	0.0	30 - 130	20
Anthracene	ND	0.50	79	79	0.0	74	74	0.0	30 - 130	20
Benz(a)anthracene	ND	0.10	107	109	1.9	94	96	2.1	30 - 130	20
Benzo(a)pyrene	ND	0.10	81	84	3.6	81	78	3.8	30 - 130	20
Benzo(b)fluoranthene	ND	0.10	108	96	11.8	89	87	2.3	30 - 130	20
Benzo(ghi)perylene	ND	0.48	83	76	8.8	69	74	7.0	30 - 130	20
Benzo(k)fluoranthene	ND	0.10	92	80	14.0	72	78	8.0	30 - 130	20
Chrysene	ND	0.10	77	74	4.0	65	65	0.0	30 - 130	20
Dibenz(a,h)anthracene	ND	0.10	86	80	7.2	72	76	5.4	30 - 130	20
Fluoranthene	ND	0.50	89	88	1.1	85	85	0.0	30 - 130	20
Fluorene	ND	0.50	74	70	5.6	69	70	1.4	30 - 130	20
Indeno(1,2,3-cd)pyrene	ND	0.02	88	83	5.8	78	82	5.0	30 - 130	20
Naphthalene	ND	0.50	101	93	8.2	80	96	18.2	30 - 130	20
Phenanthrene	ND	0.06	71	69	2.9	67	66	1.5	30 - 130	20
Pyrene	ND	0.50	91	88	3.4	88	86	2.3	30 - 130	20
% 2-Fluorobiphenyl	38	%	64	61	4.8	57	58	1.7	30 - 130	20
% Nitrobenzene-d5	34	%	78	81	3.8	75	77	2.6	30 - 130	20
% Terphenyl-d14	54	%	94	90	4.3	74	69	7.0	30 - 130	20
Comment:										
Additional 8270 criteria:20% of compounds can be outside of acceptance criteria as long as recovery is at least 10%. (Acid surrogates acceptance range for aqueous samples: 15-110%, for soils 30-130%)										
QA/QC Batch 687285 (ug/L), QC Sample No: CO49892 (CO49892)										
Semivolatiles by SIM, PAH - Ground Water										
2-Methylnaphthalene	ND	0.50	70	72	2.8				30 - 130	20
Acenaphthene	ND	0.50	79	83	4.9				30 - 130	20
Acenaphthylene	ND	0.10	83	88	5.8				30 - 130	20
Anthracene	ND	0.10	100	105	4.9				30 - 130	20
Benz(a)anthracene	ND	0.02	118	124	5.0				30 - 130	20
Benzo(a)pyrene	ND	0.02	129	134	3.8				30 - 130	20
Benzo(b)fluoranthene	ND	0.02	110	114	3.6				30 - 130	20
Benzo(ghi)perylene	ND	0.02	95	103	8.1				30 - 130	20

QA/QC Data

SDG I.D.: GCO49884

Parameter	Blank	Blk RL	LCS %	LCSD %	LCS RPD	MS %	MSD %	MS RPD	% Rec Limits	% RPD Limits
Benzo(k)fluoranthene	ND	0.02	107	111	3.7				30 - 130	20
Chrysene	ND	0.02	98	103	5.0				30 - 130	20
Dibenz(a,h)anthracene	ND	0.02	109	117	7.1				30 - 130	20
Fluoranthene	ND	0.50	101	105	3.9				30 - 130	20
Fluorene	ND	0.10	92	96	4.3				30 - 130	20
Indeno(1,2,3-cd)pyrene	ND	0.02	118	126	6.6				30 - 130	20
Naphthalene	ND	0.50	61	62	1.6				30 - 130	20
Phenanthrene	ND	0.06	80	83	3.7				30 - 130	20
Pyrene	ND	0.07	98	103	5.0				30 - 130	20
% 2-Fluorobiphenyl	78	%	82	83	1.2				30 - 130	20
% Nitrobenzene-d5	59	%	60	58	3.4				30 - 130	20
% Terphenyl-d14	85	%	87	88	1.1				30 - 130	20

Comment:

Additional 8270 criteria:20% of compounds can be outside of acceptance criteria as long as recovery is at least 10%. (Acid surrogates acceptance range for aqueous samples: 15-110%, for soils 30-130%)

QA/QC Batch 687298 (ug/L), QC Sample No: CO49683 (CO49884, CO49885, CO49886, CO49888, CO49892)

Volatiles - Ground Water

1,1,1,2-Tetrachloroethane	ND	1.0	107	107	0.0				70 - 130	30
1,1,1-Trichloroethane	ND	1.0	110	108	1.8				70 - 130	30
1,1,2,2-Tetrachloroethane	ND	0.50	101	103	2.0				70 - 130	30
1,1,2-Trichloroethane	ND	1.0	97	101	4.0				70 - 130	30
1,1-Dichloroethane	ND	1.0	108	109	0.9				70 - 130	30
1,1-Dichloroethene	ND	1.0	109	110	0.9				70 - 130	30
1,1-Dichloropropene	ND	1.0	105	106	0.9				70 - 130	30
1,2,3-Trichlorobenzene	ND	1.0	109	113	3.6				70 - 130	30
1,2,3-Trichloropropane	ND	1.0	104	108	3.8				70 - 130	30
1,2,4-Trichlorobenzene	ND	1.0	112	113	0.9				70 - 130	30
1,2,4-Trimethylbenzene	ND	1.0	113	110	2.7				70 - 130	30
1,2-Dibromo-3-chloropropane	ND	1.0	106	115	8.1				70 - 130	30
1,2-Dibromoethane	ND	1.0	103	106	2.9				70 - 130	30
1,2-Dichlorobenzene	ND	1.0	110	110	0.0				70 - 130	30
1,2-Dichloroethane	ND	1.0	102	107	4.8				70 - 130	30
1,2-Dichloropropane	ND	1.0	102	104	1.9				70 - 130	30
1,3,5-Trimethylbenzene	ND	1.0	115	111	3.5				70 - 130	30
1,3-Dichlorobenzene	ND	1.0	110	109	0.9				70 - 130	30
1,3-Dichloropropane	ND	1.0	105	107	1.9				70 - 130	30
1,4-Dichlorobenzene	ND	1.0	110	110	0.0				70 - 130	30
2,2-Dichloropropane	ND	1.0	126	125	0.8				70 - 130	30
2-Chlorotoluene	ND	1.0	115	112	2.6				70 - 130	30
2-Hexanone	ND	5.0	94	101	7.2				70 - 130	30
2-Isopropyltoluene	ND	1.0	113	110	2.7				70 - 130	30
4-Chlorotoluene	ND	1.0	112	110	1.8				70 - 130	30
4-Methyl-2-pentanone	ND	5.0	95	104	9.0				70 - 130	30
Acetone	ND	5.0	88	86	2.3				70 - 130	30
Acrylonitrile	ND	5.0	89	94	5.5				70 - 130	30
Benzene	ND	0.70	106	106	0.0				70 - 130	30
Bromobenzene	ND	1.0	111	111	0.0				70 - 130	30
Bromochloromethane	ND	1.0	101	108	6.7				70 - 130	30
Bromodichloromethane	ND	0.50	103	106	2.9				70 - 130	30
Bromoform	ND	1.0	109	109	0.0				70 - 130	30
Bromomethane	ND	1.0	124	123	0.8				70 - 130	30
Carbon Disulfide	ND	1.0	102	101	1.0				70 - 130	30

QA/QC Data

SDG I.D.: GCO49884

Parameter	Blank	Blk RL	LCS %	LCSD %	LCS RPD	MS %	MSD %	MS RPD	% Rec Limits	% RPD Limits
Carbon tetrachloride	ND	1.0	109	109	0.0				70 - 130	30
Chlorobenzene	ND	1.0	109	107	1.9				70 - 130	30
Chloroethane	ND	1.0	116	116	0.0				70 - 130	30
Chloroform	ND	1.0	105	108	2.8				70 - 130	30
Chloromethane	ND	1.0	108	108	0.0				70 - 130	30
cis-1,2-Dichloroethene	ND	1.0	106	113	6.4				70 - 130	30
cis-1,3-Dichloropropene	ND	0.40	104	108	3.8				70 - 130	30
Dibromochloromethane	ND	0.50	106	108	1.9				70 - 130	30
Dibromomethane	ND	1.0	102	106	3.8				70 - 130	30
Dichlorodifluoromethane	ND	1.0	101	102	1.0				70 - 130	30
Ethylbenzene	ND	1.0	114	109	4.5				70 - 130	30
Hexachlorobutadiene	ND	0.40	111	110	0.9				70 - 130	30
Isopropylbenzene	ND	1.0	117	110	6.2				70 - 130	30
m&p-Xylene	ND	1.0	112	108	3.6				70 - 130	30
Methyl ethyl ketone	ND	5.0	79	84	6.1				70 - 130	30
Methyl t-butyl ether (MTBE)	ND	1.0	99	107	7.8				70 - 130	30
Methylene chloride	ND	1.0	95	103	8.1				70 - 130	30
Naphthalene	ND	1.0	108	113	4.5				70 - 130	30
n-Butylbenzene	ND	1.0	117	114	2.6				70 - 130	30
n-Propylbenzene	ND	1.0	118	112	5.2				70 - 130	30
o-Xylene	ND	1.0	109	106	2.8				70 - 130	30
p-Isopropyltoluene	ND	1.0	114	111	2.7				70 - 130	30
sec-Butylbenzene	ND	1.0	116	111	4.4				70 - 130	30
Styrene	ND	1.0	110	108	1.8				70 - 130	30
tert-Butylbenzene	ND	1.0	115	111	3.5				70 - 130	30
Tetrachloroethene	ND	1.0	110	110	0.0				70 - 130	30
Tetrahydrofuran (THF)	ND	2.5	90	97	7.5				70 - 130	30
Toluene	ND	1.0	110	109	0.9				70 - 130	30
trans-1,2-Dichloroethene	ND	1.0	111	112	0.9				70 - 130	30
trans-1,3-Dichloropropene	ND	0.40	105	109	3.7				70 - 130	30
trans-1,4-dichloro-2-butene	ND	5.0	115	117	1.7				70 - 130	30
Trichloroethene	ND	1.0	109	108	0.9				70 - 130	30
Trichlorofluoromethane	ND	1.0	114	114	0.0				70 - 130	30
Trichlorotrifluoroethane	ND	1.0	98	100	2.0				70 - 130	30
Vinyl chloride	ND	1.0	112	111	0.9				70 - 130	30
% 1,2-dichlorobenzene-d4	98	%	100	100	0.0				70 - 130	30
% Bromofluorobenzene	98	%	99	99	0.0				70 - 130	30
% Dibromofluoromethane	104	%	97	99	2.0				70 - 130	30
% Toluene-d8	98	%	101	102	1.0				70 - 130	30

Comment:

A LCS and LCS Duplicate were performed instead of a matrix spike and matrix spike duplicate.

Additional 8260 criteria: 10% of LCS/LCSD compounds can be outside of acceptance criteria as long as recovery is 40-160%, 25-160% for Chloroethane-HL and Trichlorofluoromethane-HL.

QA/QC Batch 687603 (ug/L), QC Sample No: CO49889 (CO49889)

Volatiles - Ground Water

1,1,1,2-Tetrachloroethane	ND	1.0	95	105	10.0	98	105	6.9	70 - 130	30
1,1,1-Trichloroethane	ND	1.0	86	98	13.0	97	106	8.9	70 - 130	30
1,1,2,2-Tetrachloroethane	ND	0.50	91	101	10.4	90	95	5.4	70 - 130	30
1,1,2-Trichloroethane	ND	1.0	83	92	10.3	84	89	5.8	70 - 130	30
1,1-Dichloroethane	ND	1.0	86	96	11.0	90	98	8.5	70 - 130	30
1,1-Dichloroethene	ND	1.0	89	100	11.6	100	111	10.4	70 - 130	30
1,1-Dichloropropene	ND	1.0	93	105	12.1	104	115	10.0	70 - 130	30

QA/QC Data

SDG I.D.: GCO49884

Parameter	Blank	Blk RL	LCS %	LCSD %	LCS RPD	MS %	MSD %	MS RPD	% Rec Limits	% RPD Limits	
1,2,3-Trichlorobenzene	ND	1.0	94	106	12.0	91	101	10.4	70 - 130	30	
1,2,3-Trichloropropane	ND	1.0	96	103	7.0	92	99	7.3	70 - 130	30	
1,2,4-Trichlorobenzene	ND	1.0	98	108	9.7	95	108	12.8	70 - 130	30	
1,2,4-Trimethylbenzene	ND	1.0	102	114	11.1	104	114	9.2	70 - 130	30	
1,2-Dibromo-3-chloropropane	ND	1.0	99	105	5.9	89	97	8.6	70 - 130	30	
1,2-Dibromoethane	ND	1.0	89	99	10.6	89	96	7.6	70 - 130	30	
1,2-Dichlorobenzene	ND	1.0	95	104	9.0	95	103	8.1	70 - 130	30	
1,2-Dichloroethane	ND	1.0	81	92	12.7	82	89	8.2	70 - 130	30	
1,2-Dichloropropane	ND	1.0	85	96	12.2	89	95	6.5	70 - 130	30	
1,3,5-Trimethylbenzene	ND	1.0	103	114	10.1	106	116	9.0	70 - 130	30	
1,3-Dichlorobenzene	ND	1.0	97	108	10.7	99	108	8.7	70 - 130	30	
1,3-Dichloropropane	ND	1.0	92	101	9.3	92	98	6.3	70 - 130	30	
1,4-Dichlorobenzene	ND	1.0	97	106	8.9	97	106	8.9	70 - 130	30	
2,2-Dichloropropane	ND	1.0	93	104	11.2	90	96	6.5	70 - 130	30	
2-Chlorotoluene	ND	1.0	102	113	10.2	104	115	10.0	70 - 130	30	
2-Hexanone	ND	5.0	81	92	12.7	84	89	5.8	70 - 130	30	
2-Isopropyltoluene	ND	1.0	102	113	10.2	106	116	9.0	70 - 130	30	
4-Chlorotoluene	ND	1.0	103	112	8.4	103	113	9.3	70 - 130	30	
4-Methyl-2-pentanone	ND	5.0	76	87	13.5	76	81	6.4	70 - 130	30	
Acetone	ND	5.0	73	79	7.9	78	87	10.9	70 - 130	30	
Acrylonitrile	ND	5.0	82	94	13.6	80	84	4.9	70 - 130	30	
Benzene	ND	0.70	89	100	11.6	94	102	8.2	70 - 130	30	
Bromobenzene	ND	1.0	100	110	9.5	100	111	10.4	70 - 130	30	
Bromochloromethane	ND	1.0	85	97	13.2	86	95	9.9	70 - 130	30	
Bromodichloromethane	ND	0.50	85	96	12.2	86	93	7.8	70 - 130	30	
Bromoform	ND	1.0	86	97	12.0	85	92	7.9	70 - 130	30	
Bromomethane	ND	1.0	102	119	15.4	72	109	40.9	70 - 130	30	r
Carbon Disulfide	ND	1.0	83	93	11.4	90	100	10.5	70 - 130	30	
Carbon tetrachloride	ND	1.0	88	100	12.8	103	112	8.4	70 - 130	30	
Chlorobenzene	ND	1.0	92	103	11.3	96	104	8.0	70 - 130	30	
Chloroethane	ND	1.0	93	103	10.2	99	109	9.6	70 - 130	30	
Chloroform	ND	1.0	86	96	11.0	90	98	8.5	70 - 130	30	
Chloromethane	ND	1.0	92	104	12.2	97	107	9.8	70 - 130	30	
cis-1,2-Dichloroethene	ND	1.0	87	98	11.9	91	100	9.4	70 - 130	30	
cis-1,3-Dichloropropene	ND	0.40	88	97	9.7	87	92	5.6	70 - 130	30	
Dibromochloromethane	ND	0.50	92	103	11.3	91	98	7.4	70 - 130	30	
Dibromomethane	ND	1.0	86	94	8.9	87	93	6.7	70 - 130	30	
Dichlorodifluoromethane	ND	1.0	98	112	13.3	109	123	12.1	70 - 130	30	
Ethylbenzene	ND	1.0	96	107	10.8	101	109	7.6	70 - 130	30	
Hexachlorobutadiene	ND	0.40	103	114	10.1	106	123	14.8	70 - 130	30	
Isopropylbenzene	ND	1.0	105	117	10.8	112	122	8.5	70 - 130	30	
m&p-Xylene	ND	1.0	96	108	11.8	101	109	7.6	70 - 130	30	
Methyl ethyl ketone	ND	5.0	76	87	13.5	81	86	6.0	70 - 130	30	
Methyl t-butyl ether (MTBE)	ND	1.0	78	87	10.9	79	86	8.5	70 - 130	30	
Methylene chloride	ND	1.0	83	91	9.2	83	91	9.2	70 - 130	30	
Naphthalene	ND	1.0	94	104	10.1	93	104	11.2	70 - 130	30	
n-Butylbenzene	ND	1.0	105	117	10.8	112	124	10.2	70 - 130	30	
n-Propylbenzene	ND	1.0	103	116	11.9	109	120	9.6	70 - 130	30	
o-Xylene	ND	1.0	95	105	10.0	100	107	6.8	70 - 130	30	
p-Isopropyltoluene	ND	1.0	105	117	10.8	110	121	9.5	70 - 130	30	
sec-Butylbenzene	ND	1.0	105	115	9.1	113	123	8.5	70 - 130	30	
Styrene	ND	1.0	95	105	10.0	99	105	5.9	70 - 130	30	
tert-Butylbenzene	ND	1.0	104	115	10.0	111	120	7.8	70 - 130	30	

QA/QC Data

SDG I.D.: GCO49884

Parameter	Blank	Blk RL	LCS %	LCSD %	LCS RPD	MS %	MSD %	MS RPD	% Rec Limits	% RPD Limits
Tetrachloroethene	ND	1.0	87	96	9.8	96	106	9.9	70 - 130	30
Tetrahydrofuran (THF)	ND	2.5	77	86	11.0	76	83	8.8	70 - 130	30
Toluene	ND	1.0	88	98	10.8	93	101	8.2	70 - 130	30
trans-1,2-Dichloroethene	ND	1.0	88	98	10.8	93	102	9.2	70 - 130	30
trans-1,3-Dichloropropene	ND	0.40	88	97	9.7	83	91	9.2	70 - 130	30
trans-1,4-dichloro-2-butene	ND	5.0	97	106	8.9	90	99	9.5	70 - 130	30
Trichloroethene	ND	1.0	87	99	12.9	95	104	9.0	70 - 130	30
Trichlorofluoromethane	ND	1.0	93	103	10.2	106	118	10.7	70 - 130	30
Trichlorotrifluoroethane	ND	1.0	85	95	11.1	98	111	12.4	70 - 130	30
Vinyl chloride	ND	1.0	91	102	11.4	99	112	12.3	70 - 130	30
% 1,2-dichlorobenzene-d4	97	%	99	98	1.0	98	98	0.0	70 - 130	30
% Bromofluorobenzene	92	%	96	95	1.0	96	95	1.0	70 - 130	30
% Dibromofluoromethane	97	%	97	100	3.0	98	96	2.1	70 - 130	30
% Toluene-d8	96	%	99	99	0.0	98	99	1.0	70 - 130	30

Comment:

A LCS and LCS Duplicate were performed instead of a matrix spike and matrix spike duplicate.

Additional 8260 criteria: 10% of LCS/LCSD compounds can be outside of acceptance criteria as long as recovery is 40-160%, 25-160% for Chloroethane-HL and Trichlorofluoromethane-HL.

QA/QC Batch 687837 (ug/L), QC Sample No: CO52926 (CO49887 (40X))

Volatiles - Ground Water

Benzene	ND	0.70	90	103	13.5				70 - 130	30
% 1,2-dichlorobenzene-d4	98	%	98	99	1.0				70 - 130	30
% Bromofluorobenzene	90	%	96	96	0.0				70 - 130	30
% Dibromofluoromethane	97	%	98	99	1.0				70 - 130	30
% Toluene-d8	97	%	99	99	0.0				70 - 130	30

Comment:

A LCS and LCS Duplicate were performed instead of a matrix spike and matrix spike duplicate.

Additional 8260 criteria: 10% of LCS/LCSD compounds can be outside of acceptance criteria as long as recovery is 40-160%, 25-160% for Chloroethane-HL and Trichlorofluoromethane-HL.

l = This parameter is outside laboratory LCS/LCSD specified recovery limits.
r = This parameter is outside laboratory RPD specified recovery limits.

If there are any questions regarding this data, please call Phoenix Client Services at extension 200.

RPD - Relative Percent Difference
LCS - Laboratory Control Sample
LCSD - Laboratory Control Sample Duplicate
MS - Matrix Spike
MS Dup - Matrix Spike Duplicate
NC - No Criteria
Intf - Interference

Phyllis Shiller, Laboratory Director
July 21, 2023

Friday, July 21, 2023
Criteria: CT: GWP
State: CT

Sample Criteria Exceedances Report

GCO49884 - GEI-EVER

SampNo	Acode	Phoenix Analyte	Criteria	Result	RL	Criteria	RL Criteria	Analysis Units
CO49884	$8100CTSIMR	Indeno(1,2,3-cd)pyrene	CT / RSR GWPC (ug/l) / APS Organics	0.11	0.10	0.1	0.1	ug/L
CO49884	$8100CTSIMR	Benzo(a)pyrene	CT / RSR GWPC (ug/l) / Semivolatiles	0.24	0.20	0.2	0.2	ug/L
CO49884	$8100CTSIMR	Benzo(b)fluoranthene	CT / RSR GWPC (ug/l) / Semivolatiles	0.20	0.07	0.08	0.08	ug/L
CO49884	$8100CTSIMR	Benz(a)anthracene	CT / RSR GWPC (ug/l) / Semivolatiles	0.24	0.05	0.06	0.06	ug/L
CO49884	$8260GWR	1,2-Dibromo-3-chloropropane	CT / RSR GWPC (ug/l) / APS Organics	ND	0.50	0.2	0.2	ug/L
CO49884	$8260GWR	1,2-Dibromoethane	CT / RSR GWPC (ug/l) / Volatiles	ND	0.25	0.05	0.05	ug/L
CO49885	$8100CTSIMR	Indeno(1,2,3-cd)pyrene	CT / RSR GWPC (ug/l) / APS Organics	0.12	0.10	0.1	0.1	ug/L
CO49885	$8100CTSIMR	Benzo(b)fluoranthene	CT / RSR GWPC (ug/l) / Semivolatiles	0.17	0.07	0.08	0.08	ug/L
CO49885	$8100CTSIMR	Benzo(a)pyrene	CT / RSR GWPC (ug/l) / Semivolatiles	0.22	0.20	0.2	0.2	ug/L
CO49885	$8100CTSIMR	Benz(a)anthracene	CT / RSR GWPC (ug/l) / Semivolatiles	0.16	0.05	0.06	0.06	ug/L
CO49885	$8260GWR	1,2-Dibromo-3-chloropropane	CT / RSR GWPC (ug/l) / APS Organics	ND	0.50	0.2	0.2	ug/L
CO49885	$8260GWR	1,2-Dibromoethane	CT / RSR GWPC (ug/l) / Volatiles	ND	0.25	0.05	0.05	ug/L
CO49886	$8100CTSIMR	Benzo(b)fluoranthene	CT / RSR GWPC (ug/l) / Semivolatiles	0.10	0.07	0.08	0.08	ug/L
CO49886	$8260GWR	1,2-Dibromo-3-chloropropane	CT / RSR GWPC (ug/l) / APS Organics	ND	0.50	0.2	0.2	ug/L
CO49886	$8260GWR	1,2-Dibromoethane	CT / RSR GWPC (ug/l) / Volatiles	ND	0.25	0.05	0.05	ug/L
CO49887	$8100CTSIMR	Indeno(1,2,3-cd)pyrene	CT / RSR GWPC (ug/l) / APS Organics	0.11	0.10	0.1	0.1	ug/L
CO49887	$8100CTSIMR	Benzo(b)fluoranthene	CT / RSR GWPC (ug/l) / Semivolatiles	0.13	0.07	0.08	0.08	ug/L
CO49887	$8100CTSIMR	Benz(a)anthracene	CT / RSR GWPC (ug/l) / Semivolatiles	0.26	0.05	0.06	0.06	ug/L
CO49887	$8100CTSIMR	Benzo(a)pyrene	CT / RSR GWPC (ug/l) / Semivolatiles	0.21	0.20	0.2	0.2	ug/L
CO49887	$8260GWR	Tetrahydrofuran (THF)	CT / RSR GWPC (ug/l) / APS Organics	ND	6.3	4	4	ug/L
CO49887	$8260GWR	1,2-Dibromo-3-chloropropane	CT / RSR GWPC (ug/l) / APS Organics	ND	2.5	0.2	0.2	ug/L
CO49887	$8260GWR	Bromodichloromethane	CT / RSR GWPC (ug/l) / APS Organics	ND	1.3	1	1	ug/L
CO49887	$8260GWR	Naphthalene	CT / RSR GWPC (ug/l) / Semivolatiles	500	20	280	280	ug/L
CO49887	$8260GWR	1,2-Dichloroethane	CT / RSR GWPC (ug/l) / Volatiles	ND	1.3	1	1	ug/L
CO49887	$8260GWR	Acrylonitrile	CT / RSR GWPC (ug/l) / Volatiles	ND	1.3	0.5	0.5	ug/L
CO49887	$8260GWR	Benzene	CT / RSR GWPC (ug/l) / Volatiles	660	28	1	1	ug/L
CO49887	$8260GWR	1,2-Dibromoethane	CT / RSR GWPC (ug/l) / Volatiles	ND	1.3	0.05	0.05	ug/L
CO49887	$8260GWR	1,1,2,2-Tetrachloroethane	CT / RSR GWPC (ug/l) / Volatiles	ND	1.3	0.5	0.5	ug/L
CO49887	$8260GWR	1,1,1,2-Tetrachloroethane	CT / RSR GWPC (ug/l) / Volatiles	ND	1.3	1	1	ug/L
CO49887	$8260GWR	Dibromochloromethane	CT / RSR GWPC (ug/l) / Volatiles	ND	1.3	0.5	0.5	ug/L
CO49887	$ETPH_WMR	Ext. Petroleum H.C. (C9-C36)	CT / RSR GWPC (ug/l) / Pest/PCB/TPH	1.3	0.066	0.25	0.25	mg/L
CO49887	$ETPH_WMR	Ext. Petroleum H.C. (C9-C36)	CT / RSR GWPC (ug/l) / Pest/PCB/TPH	1.3	0.066	0.5	0.5	mg/L
CO49888	$8260GWR	1,2-Dibromo-3-chloropropane	CT / RSR GWPC (ug/l) / APS Organics	ND	0.50	0.2	0.2	ug/L
CO49888	$8260GWR	1,2-Dibromoethane	CT / RSR GWPC (ug/l) / Volatiles	ND	0.25	0.05	0.05	ug/L
CO49889	$8260GWR	1,2-Dibromo-3-chloropropane	CT / RSR GWPC (ug/l) / APS Organics	ND	0.50	0.2	0.2	ug/L
CO49889	$8260GWR	1,2-Dibromoethane	CT / RSR GWPC (ug/l) / Volatiles	ND	0.25	0.05	0.05	ug/L
CO49892	$8260GWR	1,2-Dibromo-3-chloropropane	CT / RSR GWPC (ug/l) / APS Organics	ND	0.50	0.2	0.2	ug/L

Friday, July 21, 2023
Criteria: CT: GWP
State: CT

Sample Criteria Exceedances Report

GCO49884 - GEI-EVER

SampNo	Acode	Phoenix Analyte	Criteria	Result	RL	Criteria	RL Criteria	Analysis Units
CO49892	$8260GWR	1,2-Dibromoethane	CT / RSR GWPC (ug/l) / Volatiles	ND	0.25	0.05	0.05	ug/L

Phoenix Laboratories does not assume responsibility for the data contained in this exceedance report. It is provided as an additional tool to identify requested criteria exceedences. All efforts are made to ensure the accuracy of the data (obtained from appropriate agencies). A lack of exceedence information does not necessarily suggest conformance to the criteria. It is ultimately the site professional's responsibility to determine appropriate compliance.

REASONABLE CONFIDENCE PROTOCOL
LABORATORY ANALYSIS QA/QC CERTIFICATION FORM

Laboratory Name: Phoenix Environmental Labs, Inc. ***Client:*** GEI Consultants

Project Location: ROCKVILLE FORMER MGP ***Project Number:***

Laboratory Sample ID(s): CO49884-CO49889, CO49892 ***Sampling Date(s):*** 7/12/2023

List RCP Methods Used (e.g., 8260, 8270, et cetera) 6010, 7470/7471, 8260, 8270, ETPH, 9010/9012

1	**For each analytical method referenced in this laboratory report package, were all specified QA/QC performance criteria followed, including the requirement to explain any criteria falling outside of acceptable guidelines, as specified in the CT DEP method-specific Reasonable Confidence Protocol documents?**	☑ Yes ☐ No
1A	**Were the method specified preservation and holding time requirements met?**	☑ Yes ☐ No
1B	***VPH and EPH methods only:*** **Was the VPH or EPH method conducted without significant modifications (see section 11.3 of respective RCP methods)**	☐ Yes ☐ No ☑ NA
2	**Were all samples received by the laboratory in a condition consistent with that described on the associated Chain-of-Custody document(s)?**	☑ Yes ☐ No
3	**Were samples received at an appropriate temperature (< 6 Degrees C)?**	☑ Yes ☐ No ☐ NA
4	**Were all QA/QC performance criteria specified in the Reasonable Confidence Protocol documents acheived? See Sections: SVOASIM Narration, VOA Narration.**	☐ Yes ☑ No
5	**a) Were reporting limits specified or referenced on the chain-of-custody?** **b) Were these reporting limits met?**	☑ Yes ☐ No ☐ Yes ☑ No
6	**For each analytical method referenced in this laboratory report package, were results reported for all constituents identified in the method-specific analyte lists presented in the Reasonable Confidence Protocol documents?**	☐ Yes ☑ No
7	**Are project-specific matrix spikes and laboratory duplicates included in the data set?**	☑ Yes ☐ No

Notes: For all questions to which the response was "No" (with the exception of question #7), additional information must be provided in an attached narrative. If the answer to question #1, #1A or 1B is "No", the data package does not meet the requirements for "Reasonable Confidence". This form may not be altered and all questions must be answered.

I, the undersigned, attest under the pains and penalties of perjury that, to the best of my knowledge and belief and based upon my personal inquiry of those responsible for providing the information contained in this analytical report, such information is accurate and complete.

Authorized Signature: Ethan Lee **Position:** Project Manager

Printed Name: Ethan Lee **Date:** Friday, July 21, 2023

Name of Laboratory Phoenix Environmental Labs, Inc.

This certification form is to be used for RCP methods only.

CTDEP RCP Laboratory Analysis QA/QC Certification Form - November 2007
Laboratory Quality Assurance and Quality Control Guidance Reasonable Confidence Protocols

Environmental Laboratories, Inc.
587 East Middle Turnpike, P.O.Box 370, Manchester, CT 06045
Tel. (860) 645-1102 Fax (860) 645-0823

NY # 11301

RCP Certification Report

July 21, 2023

SDG I.D.: GCO49884

SDG Comments

8270 Semi-volatile Organics:
The client requested a short list for 8270 RCP Semivolatile. Only the PAH constituents are reported as requested on the chain-of-custody.

Volatile 8260 analysis:
1,2-Dibromoethane and 1,2-Dibromo-3-chloropropane do not meet GWP criteria, these compounds are analyzed by GC/ECD to achieve this criteria.

Sample(s) required a dilution for Volatiles due to the presence of target and/or non-target compounds. This resulted in elevated reporting limits that exceed the requested criteria for one or more analytes.

Cyanide Narration

Were all QA/QC performance criteria specified in the Reasonable Confidence Protocol documents achieved? Yes.

Instrument:

LACHAT 07/17/23-1 Catherine Lundigan, Chemist 07/17/23

CO49884 , CO49885 , CO49886 , CO49887 , CO49889 , CO49892

The samples were distilled in accordance with the method.
The initial calibration met criteria.

The calibration check standards (ICV,CCV) were within 15% of true value and were analyzed at a frequencey of one per ten samples.
The continuing calibration blanks (ICB,CCB) had concentrations less than the reporting level.

The method blank, laboratory control sample (LCS), and matrix spike were distilled with the samples.

QC (Site Specific):

Batch 687121 (CO49889)

CO49884, CO49885, CO49886, CO49887, CO49889, CO49892

All LCS recoveries were within 90 - 110 with the following exceptions: None.
All MS recoveries were within 90 - 110 with the following exceptions: None.
Additional: LCS acceptance range is 80-120% for soils MS acceptance range 75-125% for soils

ETPH Narration

Were all QA/QC performance criteria specified in the Reasonable Confidence Protocol documents achieved? Yes.

Instrument:

AU-XL1 07/14/23-1 Keith Aloisa, Chemist 07/14/23

CO49884 (1X), CO49885 (1X), CO49886 (1X), CO49887 (1X), CO49889 (1X), CO49892 (1X)

The initial calibration (ET_712AI) RSD for the compound list was less than 30% except for the following compounds: None.
As per section 7.2.3, a discrimination check standard was run (714A003_1) and contained the following outliers: None.
The continuing calibration %D for the compound list was less than 30% except for the following compounds:None.

QC (Site Specific):

Environmental Laboratories, Inc.
587 East Middle Turnpike, P.O.Box 370, Manchester, CT 06045
Tel. (860) 645-1102 Fax (860) 645-0823

NY # 11301

RCP Certification Report

July 21, 2023

SDG I.D.: GCO49884

ETPH Narration

Batch 686933 (CO49889)

CO49884, CO49885, CO49886, CO49887, CO49889, CO49892

All LCS recoveries were within 60 - 120 with the following exceptions: None.
All LCSD recoveries were within 60 - 120 with the following exceptions: None.
All LCS/LCSD RPDs were less than 30% with the following exceptions: None.
All MS recoveries were within 50 - 150 with the following exceptions: None.
All MSD recoveries were within 50 - 150 with the following exceptions: None.
All MS/MSD RPDs were less than 30% with the following exceptions: None.
Additional surrogate criteria: LCS acceptance range is 60-120% MS acceptance range 50-150%. The ETPH/DRO LCS has been normalized based on the alkane calibration.

Mercury Narration

Were all QA/QC performance criteria specified in the analytical method achieved? Yes.

Instrument:

MERLIN 07/14/23 16:23 Paul Marshall, Chemist 07/14/23

CO49884, CO49885, CO49886, CO49887, CO49889, CO49892

The method preparation blank, ICB, and CCBs contain all of the acids and reagents as the samples.
The initial calibration met all criteria including a standard run at or below the reporting level.
All calibration verification standards (ICV, CCV) met criteria.
All calibration blank verification standards (ICB, CCB) met criteria.
The matrix spike sample is used to identify spectral interference for each batch of samples, if within 85-115%, no interference is observed and no further action is taken.
The following Initial Calibration Verification (ICV) compounds did not meet criteria: None.
The following Continuing Calibration Verification (CCV) compounds did not meet criteria: None.

QC (Batch Specific):

Batch 686985 (CO48670)

CO49884, CO49885, CO49886, CO49887, CO49892

All LCS recoveries were within 80 - 120 with the following exceptions: None.
Additional Mercury criteria: LCS acceptance range for waters is 80-120% and for soils is 70-130%. MS acceptance range is 75-125%.

QC (Site Specific):

Batch 686986 (CO49889)

CO49889

All LCS recoveries were within 80 - 120 with the following exceptions: None.
All MS recoveries were within 75 - 125 with the following exceptions: None.
All MSD recoveries were within 75 - 125 with the following exceptions: None.
All MS/MSD RPDs were less than 20% with the following exceptions: None.
Additional Mercury criteria: LCS acceptance range for waters is 80-120% and for soils is 70-130%. MS acceptance range is 75-125%.

ICP Metals Narration

PHOENIX

Environmental Laboratories, Inc.
587 East Middle Turnpike, P.O.Box 370, Manchester, CT 06045
Tel. (860) 645-1102 Fax (860) 645-0823

ACCREDITED IN ACCORDANCE WITH nelac NY # 11301

Certification Report

July 21, 2023

SDG I.D.: GCO49884

ICP Metals Narration

Were all QA/QC performance criteria specified in the analytical method achieved? Yes.

Instrument:

BLUE 07/18/23 09:42 Ian Enders, Chemist 07/18/23

CO49884, CO49885, CO49886, CO49887, CO49889, CO49892

The initial calibration met criteria.
The continuing calibration standards met criteria for all the elements reported. The linear range is defined daily by the calibration range.
The continuing calibration blanks were less than the reporting level for the elements reported.
The ICSA and ICSAB were analyzed at the beginning and end of the run and were within criteria.The linear range is defined daily by the calibration range.
The following Initial Calibration Verification (ICV) compounds did not meet criteria: None.
The following Continuing Calibration Verification (CCV) compounds did not meet criteria: None.
The following ICP Interference Check (ICSAB) compounds did not meet criteria: None.

QC (Site Specific):

Batch 687085 (CO49889)

CO49884, CO49885, CO49886, CO49887, CO49889, CO49892

All LCS recoveries were within 80 - 120 with the following exceptions: None.
All LCSD recoveries were within 80 - 120 with the following exceptions: None.
All LCS/LCSD RPDs were less than 20% with the following exceptions: None.
All MS recoveries were within 75 - 125 with the following exceptions: None.
All MSD recoveries were within 75 - 125 with the following exceptions: None.
All MS/MSD RPDs were less than 20% with the following exceptions: None.
Additional Criteria: LCS acceptance range is 80-120% MS acceptance range 75-125%.

ICPMS Metals Narration

Were all QA/QC performance criteria specified in the analytical method achieved? Yes.

Instrument:

ICPMS 07/19/23 10:35 Mike Hornak, Chemist 07/19/23

CO49884, CO49885, CO49886, CO49887, CO49889, CO49892

The linear range is defined daily by the calibration range.
The following Initial Calibration Verification (ICV) compounds did not meet criteria: None.
The following Continuing Calibration Verification (CCV) compounds did not meet criteria: None.
The following samples did not meet internal standard criteria: None.

QC (Site Specific):

Batch 686901 (CO49889)

CO49884, CO49885, CO49886, CO49887, CO49889, CO49892

All LCS recoveries were within 80 - 120 with the following exceptions: None.
All LCSD recoveries were within 80 - 120 with the following exceptions: None.
All LCS/LCSD RPDs were less than 20% with the following exceptions: None.
All MS recoveries were within 75 - 125 with the following exceptions: None.
All MSD recoveries were within 75 - 125 with the following exceptions: None.

Environmental Laboratories, Inc.
587 East Middle Turnpike, P.O.Box 370, Manchester, CT 06045
Tel. (860) 645-1102 Fax (860) 645-0823

NY # 11301

Certification Report

July 21, 2023

SDG I.D.: GCO49884

ICPMS Metals Narration

All MS/MSD RPDs were less than 20% with the following exceptions: None.
Additional Criteria: LCS acceptance range is 80-120% MS acceptance range 75-125%.

SVOA Narration

Were all QA/QC performance criteria specified in the Reasonable Confidence Protocol documents achieved? Yes.

Instrument:

CHEM06 07/16/23-1 Matt Richard, Chemist 07/16/23

CO49887 (1X)

For 8270 full list, the DDT breakdown and pentachlorophenol & benzidine peak tailing were evaluated in the DFTPP tune and were found to be in control.
For 8270 BN list, benzidine peak tailing was evaluated in the DFTPP tune and was found to be in control.

Initial Calibration Evaluation (CHEM06/6_BN_0627):
100% of target compounds met criteria.
The following compounds had %RSDs >20%: None.
The following compounds did not meet recommended response factors: None.
The following compounds did not meet a minimum response factors: None.

Continuing Calibration Verification (CHEM06/0716_03-6_BN_0627):
Internal standard areas were within 50 to 200% of the initial calibration with the following exceptions: None.
100% of target compounds met criteria.
The following compounds did not meet % deviation criteria: None.
The following compounds did not meet maximum % deviations: None.
The following compounds did not meet recommended response factors: None.
The following compounds did not meet minimum response factors: None.

CHEM07 07/17/23-1 Keith Aloisa, Chemist 07/17/23

CO49887 (1X, 10X)

For 8270 full list, the DDT breakdown and pentachlorophenol & benzidine peak tailing were evaluated in the DFTPP tune and were found to be in control.
For 8270 BN list, benzidine peak tailing was evaluated in the DFTPP tune and was found to be in control.

Initial Calibration Evaluation (CHEM07/7_BN_0703):
100% of target compounds met criteria.
The following compounds had %RSDs >20%: None.
The following compounds did not meet recommended response factors: None.
The following compounds did not meet a minimum response factors: None.

Continuing Calibration Verification (CHEM07/0717_03-7_BN_0703):
Internal standard areas were within 50 to 200% of the initial calibration with the following exceptions: None.
100% of target compounds met criteria.
The following compounds did not meet % deviation criteria: None.
The following compounds did not meet maximum % deviations: None.
The following compounds did not meet recommended response factors: None.
The following compounds did not meet minimum response factors: None.

QC (Batch Specific):

Environmental Laboratories, Inc.
587 East Middle Turnpike, P.O.Box 370, Manchester, CT 06045
Tel. (860) 645-1102 Fax (860) 645-0823

RCP Certification Report

July 21, 2023

SDG I.D.: GCO49884

SVOA Narration

Batch 687285 (CO49892)

CO49892

All LCS recoveries were within 30 - 130 with the following exceptions: None.
All LCSD recoveries were within 30 - 130 with the following exceptions: Benzo(a)pyrene(134%)
All LCS/LCSD RPDs were less than 20% with the following exceptions: None.
Additional 8270 criteria:20% of compounds can be outside of acceptance criteria as long as recovery is at least 10%. (Acid surrogates acceptance range for aqueous samples: 15-110%, for soils 30-130%)
Additional 8270 criteria: 20% of compounds can be outside of acceptance criteria as long as recovery is at least 10%. (Acid surrogates acceptance range for aqueous samples: 15-110%, for soils 30-130%)

QC (Site Specific):

Batch 686904 (CO49889)

CO49884, CO49885, CO49886, CO49887, CO49889

All LCS recoveries were within 30 - 130 with the following exceptions: None.
All LCSD recoveries were within 30 - 130 with the following exceptions: None.
All LCS/LCSD RPDs were less than 20% with the following exceptions: None.
All MS recoveries were within 30 - 130 with the following exceptions: None.
All MSD recoveries were within 30 - 130 with the following exceptions: None.
All MS/MSD RPDs were less than 20% with the following exceptions: None.
Additional 8270 criteria:20% of compounds can be outside of acceptance criteria as long as recovery is at least 10%. (Acid surrogates acceptance range for aqueous samples: 15-110%, for soils 30-130%)
Additional 8270 criteria: 20% of compounds can be outside of acceptance criteria as long as recovery is at least 10%. (Acid surrogates acceptance range for aqueous samples: 15-110%, for soils 30-130%)

SVOASIM Narration

Were all QA/QC performance criteria specified in the Reasonable Confidence Protocol documents achieved? No.

QC Batch 687285 (Samples: CO49892): -----

The LCS and/or the LCSD recovery is above the upper range for one or more analytes that were not reported in the sample(s), therefore no significant bias is suspected. (Benzo(a)pyrene)

Instrument:

CHEM27 07/14/23-1 Keith Aloisa, Chemist 07/14/23

CO49884 (1X), CO49885 (1X), CO49886 (1X), CO49887 (1X), CO49889 (1X, 1000X)

For 8270 BN list, benzidine peak tailing was evaluated in the DFTPP tune and was found to be in control.

Initial Calibration Evaluation (CHEM27/27_BNSIM_0703):
100% of target compounds met criteria.
The following compounds had %RSDs >20%: None.
The following compounds did not meet recommended response factors: None.
The following compounds did not meet a minimum response factors: None.

Continuing Calibration Verification (CHEM27/0714_03-27_BNSIM_0703):
Internal standard areas were within 50 to 200% of the initial calibration with the following exceptions: None.
100% of target compounds met criteria.

Environmental Laboratories, Inc.
587 East Middle Turnpike, P.O.Box 370, Manchester, CT 06045
Tel. (860) 645-1102 Fax (860) 645-0823

NY # 11301

RCP Certification Report

July 21, 2023

SDG I.D.: GCO49884

SVOASIM Narration

The following compounds did not meet % deviation criteria: None.
The following compounds did not meet maximum % deviations: None.
The following compounds did not meet recommended response factors: None.
The following compounds did not meet minimum response factors: None.

CHEM33 07/18/23-1 Keith Aloisa, Chemist 07/18/23

CO49892 (1X, 1000X)

Initial Calibration Evaluation (CHEM33/33_PAHSIM_0629):
100% of target compounds met criteria.
The following compounds had %RSDs >20%: None.
The following compounds did not meet recommended response factors: None.
The following compounds did not meet a minimum response factors: None.

Continuing Calibration Verification (CHEM33/0718_03-33_PAHSIM_0629):
Internal standard areas were within 50 to 200% of the initial calibration with the following exceptions: None.
100% of target compounds met criteria.
The following compounds did not meet % deviation criteria: None.
The following compounds did not meet maximum % deviations: None.
The following compounds did not meet recommended response factors: None.
The following compounds did not meet minimum response factors: None.

QC (Batch Specific):

Batch 687285 (CO49892)

CO49892

All LCS recoveries were within 30 - 130 with the following exceptions: None.
All LCSD recoveries were within 30 - 130 with the following exceptions: Benzo(a)pyrene(134%)
All LCS/LCSD RPDs were less than 20% with the following exceptions: None.
Additional 8270 criteria:20% of compounds can be outside of acceptance criteria as long as recovery is at least 10%. (Acid surrogates acceptance range for aqueous samples: 15-110%, for soils 30-130%)

QC (Site Specific):

Batch 686904 (CO49889)

CO49884, CO49885, CO49886, CO49887, CO49889

All LCS recoveries were within 30 - 130 with the following exceptions: None.
All LCSD recoveries were within 30 - 130 with the following exceptions: None.
All LCS/LCSD RPDs were less than 20% with the following exceptions: None.
All MS recoveries were within 30 - 130 with the following exceptions: None.
All MSD recoveries were within 30 - 130 with the following exceptions: None.
All MS/MSD RPDs were less than 20% with the following exceptions: None.
Additional 8270 criteria:20% of compounds can be outside of acceptance criteria as long as recovery is at least 10%. (Acid surrogates acceptance range for aqueous samples: 15-110%, for soils 30-130%)

VOA Narration

Environmental Laboratories, Inc.
587 East Middle Turnpike, P.O.Box 370, Manchester, CT 06045
Tel. (860) 645-1102 Fax (860) 645-0823

ACCREDITED IN ACCORDANCE WITH nelac NY # 11301

RCP Certification Report

July 21, 2023

SDG I.D.: GCO49884

VOA Narration

Were all QA/QC performance criteria specified in the Reasonable Confidence Protocol documents achieved? No.

QC Batch 687603 (Samples: CO49889): -----

The MS/MSD RPD exceeds the method criteria for one or more analytes, therefore there may be variability in the reported result. (Bromomethane)

Instrument:

CHEM02 07/18/23-1 Michael Hahn, Chemist 07/18/23

CO49887 (5X, 20X)

Chem02 is a 25ml purge instrument. The laboratory minimum response factor is set at 0.01 instead of 0.05 for the 25ml purge instruments.
EPA method 8260D Table 4 supports this approach.

Initial Calibration Evaluation (CHEM02/VT-P071623):
100% of target compounds met criteria.
The following compounds had %RSDs >20%: None.
The following compounds did not meet Table 4 recommended minimum response factors: 1,2-Dibromo-3-chloropropane 0.025 (0.05), 2-Hexanone 0.052 (0.1), 4-Methyl-2-pentanone 0.075 (0.1), Acetone 0.038 (0.1), Acrylonitrile 0.041 (0.05), Bromoform 0.055 (0.1), Methyl ethyl ketone 0.057 (0.1), Tetrachloroethene 0.165 (0.2), Tetrahydrofuran (THF) 0.038 (0.05)
The following compounds did not meet the minimum response factor of 0.05: 1,2-Dibromo-3-chloropropane 0.025 (0.05), Acetone 0.038 (0.05), Acrylonitrile 0.041 (0.05), Tetrahydrofuran (THF) 0.038 (0.05)

Continuing Calibration Verification (CHEM02/0718_02-VT-P071623):
Internal standard areas were within 50 to 200% of the initial calibration with the following exceptions: None.
100% of target compounds met criteria.
The following compounds did not meet % deviation criteria: None.
The following compounds did not meet maximum % deviations: None.
The following compounds did not meet Table 4 recommended minimum response factors: 1,2-Dibromo-3-chloropropane 0.023 (0.05), 2-Hexanone 0.044 (0.05), Acetone 0.028 (0.05), Acrylonitrile 0.037 (0.05), Bromoform 0.048 (0.05), Methyl ethyl ketone 0.047 (0.05), Tetrahydrofuran (THF) 0.031 (0.05)

CHEM02 07/18/23-3 Michael Hahn, Chemist 07/18/23

CO49889 (1X)

Chem02 is a 25ml purge instrument. The laboratory minimum response factor is set at 0.01 instead of 0.05 for the 25ml purge instruments.
EPA method 8260D Table 4 supports this approach.

Initial Calibration Evaluation (CHEM02/VT-P071623):
100% of target compounds met criteria.
The following compounds had %RSDs >20%: None.
The following compounds did not meet Table 4 recommended minimum response factors: 1,2-Dibromo-3-chloropropane 0.025 (0.05), 2-Hexanone 0.052 (0.1), 4-Methyl-2-pentanone 0.075 (0.1), Acetone 0.038 (0.1), Acrylonitrile 0.041 (0.05), Bromoform 0.055 (0.1), Methyl ethyl ketone 0.057 (0.1), Tetrachloroethene 0.165 (0.2), Tetrahydrofuran (THF) 0.038 (0.05)
The following compounds did not meet the minimum response factor of 0.05: 1,2-Dibromo-3-chloropropane 0.025 (0.05), Acetone 0.038 (0.05), Acrylonitrile 0.041 (0.05), Tetrahydrofuran (THF) 0.038 (0.05)

Continuing Calibration Verification (CHEM02/0718_02-VT-P071623):
Internal standard areas were within 50 to 200% of the initial calibration with the following exceptions: None.

Environmental Laboratories, Inc.
587 East Middle Turnpike, P.O.Box 370, Manchester, CT 06045
Tel. (860) 645-1102 Fax (860) 645-0823

RCP Certification Report

July 21, 2023

SDG I.D.: GCO49884

VOA Narration

100% of target compounds met criteria.
The following compounds did not meet % deviation criteria: None.
The following compounds did not meet maximum % deviations: None.
The following compounds did not meet Table 4 recommended minimum response factors: 1,2-Dibromo-3-chloropropane 0.023 (0.05), 2-Hexanone 0.044 (0.05), Acetone 0.028 (0.05), Acrylonitrile 0.037 (0.05), Bromoform 0.048 (0.05), Methyl ethyl ketone 0.047 (0.05), Tetrahydrofuran (THF) 0.031 (0.05)

CHEM02 07/19/23-1 Michael Hahn, Chemist 07/19/23

CO49887 (40X)

Chem02 is a 25ml purge instrument. The laboratory minimum response factor is set at 0.01 instead of 0.05 for the 25ml purge instruments.
EPA method 8260D Table 4 supports this approach.

Initial Calibration Evaluation (CHEM02/VT-P071623):
100% of target compounds met criteria.
The following compounds had %RSDs >20%: None.
The following compounds did not meet Table 4 recommended minimum response factors: None.
The following compounds did not meet the minimum response factor of 0.05: None.

Continuing Calibration Verification (CHEM02/0719_02-VT-P071623):
Internal standard areas were within 50 to 200% of the initial calibration with the following exceptions: None.
100% of target compounds met criteria.
The following compounds did not meet % deviation criteria: None.
The following compounds did not meet maximum % deviations: None.
The following compounds did not meet Table 4 recommended minimum response factors: None.

CHEM17 07/16/23-1 Michael Hahn, Chemist 07/16/23

CO49884 (1X), CO49885 (1X), CO49886 (1X), CO49888 (1X), CO49892 (1X)

Chem 17 is a 25ml purge instrument. The laboratory minimum response factor is set at 0.01 instead of 0.05 for the 25ml purge instruments.
EPA method 8260D Table 4 supports this approach.

Initial Calibration Evaluation (CHEM17/VT-071423):
99% of target compounds met criteria.
The following compounds had %RSDs >20%: Methyl ethyl ketone 22% (20%)
The following compounds did not meet Table 4 recommended minimum response factors: 1,2-Dibromo-3-chloropropane 0.047 (0.05), 2-Hexanone 0.090 (0.1), Acetone 0.048 (0.1), Bromoform 0.095 (0.1), Methyl ethyl ketone 0.087 (0.1), Tetrahydrofuran (THF) 0.048 (0.05)
The following compounds did not meet the minimum response factor of 0.05: 1,2-Dibromo-3-chloropropane 0.047 (0.05), Acetone 0.048 (0.05), Tetrahydrofuran (THF) 0.048 (0.05)

Continuing Calibration Verification (CHEM17/0716_02-VT-071423):
Internal standard areas were within 50 to 200% of the initial calibration with the following exceptions: None.
100% of target compounds met criteria.
The following compounds did not meet % deviation criteria: None.
The following compounds did not meet maximum % deviations: None.
The following compounds did not meet Table 4 recommended minimum response factors: Acetone 0.043 (0.05), Tetrahydrofuran (THF) 0.046 (0.05)

Environmental Laboratories, Inc.
587 East Middle Turnpike, P.O.Box 370, Manchester, CT 06045
Tel. (860) 645-1102 Fax (860) 645-0823

ACCREDITED IN ACCORDANCE WITH nelac NY # 11301

RCP Certification Report

July 21, 2023

SDG I.D.: GCO49884

VOA Narration

QC (Batch Specific):

Batch 687298 (CO49683) CHEM17 7/16/2023-1

CO49884(1X), CO49885(1X), CO49886(1X), CO49888(1X), CO49892(1X)

All LCS recoveries were within 70 - 130 with the following exceptions: None.
All LCSD recoveries were within 70 - 130 with the following exceptions: None.
All LCS/LCSD RPDs were less than 30% with the following exceptions: None.
A LCS and LCS Duplicate were performed instead of a matrix spike and matrix spike duplicate.
Additional 8260 criteria: 10% of LCS/LCSD compounds can be outside of acceptance criteria as long as recovery is 40-160%, 25-160% for Chloroethane-HL and Trichlorofluoromethane-HL.

Batch 687837 (CO52926) CHEM02 7/19/2023-1

CO49887(40X)

All LCS recoveries were within 70 - 130 with the following exceptions: None.
All LCSD recoveries were within 70 - 130 with the following exceptions: None.
All LCS/LCSD RPDs were less than 30% with the following exceptions: None.
A LCS and LCS Duplicate were performed instead of a matrix spike and matrix spike duplicate.
Additional 8260 criteria: 10% of LCS/LCSD compounds can be outside of acceptance criteria as long as recovery is 40-160%, 25-160% for Chloroethane-HL and Trichlorofluoromethane-HL.

QC (Site Specific):

Batch 687603 (CO49889) CHEM02 7/18/2023-3

CO49889(1X)

All LCS recoveries were within 70 - 130 with the following exceptions: None.
All LCSD recoveries were within 70 - 130 with the following exceptions: None.
All LCS/LCSD RPDs were less than 30% with the following exceptions: None.
All MS recoveries were within 70 - 130 with the following exceptions: None.
All MSD recoveries were within 70 - 130 with the following exceptions: None.
All MS/MSD RPDs were less than 30% with the following exceptions: Bromomethane(40.9%)
A LCS and LCS Duplicate were performed instead of a matrix spike and matrix spike duplicate.
Additional 8260 criteria: 10% of LCS/LCSD compounds can be outside of acceptance criteria as long as recovery is 40-160%, 25-160% for Chloroethane-HL and Trichlorofluoromethane-HL.

Temperature Narration

The samples were received at 2.0C with cooling initiated.
(Note acceptance criteria for relevant matrices is above freezing up to 6°C)

2.0

Cooler: Yes ☒ No ☐
Coolant: IPK ☐ ICE ☒ No ☐

PHOENIX
Environmental Laboratories, Inc.

CT/MA/RI CHAIN OF CUSTODY RECORD

587 East Middle Turnpike, P.O. Box 370, Manchester, CT 06040
Email: makrina@phoenixlabs.com Fax (860) 645-0823
Client Services (860) 645-1102

Temp °C Pg of

Data Delivery/Contact Options:
☐ Fax:
☐ Phone:
☒ Email: JHolden@geiconsultants.com

Customer: GEI Consultants Inc.
Address: 455 Winding Brook Drive
Glastonbury, CT 06033

Project: Rockville Former MGP
Report to: JHolden@geiconsultants.com
Invoice to: -See notes section-
Quote #

Project P.O: 220138-1.4

This section MUST be completed with Bottle Quantities.

Client Sample - Information - Identification

Sampler's Signature: MW MW Date: 7/13/23

Matrix Code:
DW=Drinking Water **GW**=Ground Water **SW**=Surface Water **WW**=Waste Water
RW=Raw Water **SE**=Sediment **SL**=Sludge **S**=Soil **SD**=Solid **W**=Wipe **OIL**=Oil
B=Bulk **L**=Liquid **X** = _____(Other)

PHOENIX USE ONLY SAMPLE #	Customer Sample Identification	Sample Matrix	Date Sampled	Time Sampled	*MS/MSD (May be billable at analysis unit rate)	VOCs	PAHs	Total RCP Metals	CT ETPH	Total Cyanide	GL Amber 8 oz. [ ] wH3PO4 [ ] NAHSO4	Soil VOA Vials [ ] methanol [ ] H2O	GL Soil container [ ] methanol [ ] H2O	GL Soil container [ ] oz	40 ml VOA Vial [ ] As is [ ] HCl	GL Amber 1000ml [ ] As is [ ] H2SO4	PL As is [ ] 250ml [ ] 500ml [ ] 1000ml	PL H2SO4 [ ] 250ml [ ] 500ml [ ] 1000ml	PL HNO3 250ml	PL NaOH 250ml	Bacteria Bottle wthio	Bacteria Bottle as is	
49884	MW-44M	GW	7/12/23	0910		X	X	X	X	X							3	3			1	1			8
49885	MW-44S	GW	7/12/23	0915		X	X	X	X	X							3	3			1	1			8
49886	MW-13M	GW	7/13/23	0940		X	X	X	X	X							3	3			1	1			8
49887	MW-14M	GW	7/13/23	0955		X	X	X	X	X							3	3			1	1			8
49888	TB-071323	GW	7/13/23	1200		X											2								2
49889	MW-46M	GW	7/13/23	1230		X	X	X	X	X							3	3			1	1			8
49890 (MS)	MW-46MMS	GW	7/13/23	1230	X	X	X	X	X	X							3	3			1	1			8
49891	MW-46MMSD	GW	7/13/23	1230	X	X	X	X	X	X							3	3			1	1			8
49892	MW-40S	GW	7/13/23	1245		X	X	X	X	X							3	3			1	1			8

Relinquished by:	Accepted by:	Date:	Time:
R. Perryman MW MW		7/13/23	1441

Comments, Special Requirements or Regulations:
Direct bill to Eversource

Turnaround Time:
☐ 1 Day* ☒ Standard
☐ 2 Days* ☐ Other
☐ 3 Days*
☐ 4 Days*
☐ 5 Days*

***MS/MSD are considered site samples and will be billed as such in accordance with the prices quoted.**

* SURCHARGES MAY APPLY

RI
☐ RES DEC
☐ I/C DEC
☐ GA Leachability
☐ GB Leachability
☐ GA -GW Objectives
☐ GB -GW Objectives
☐ Other

CT
☒ RCP Cert
☒ GWPC
☐ SWPC
☐ GA PMC
☐ GB PMC
☐ SWPC
☐ RES DEC
☐ I/C DEC

MA
☐ MCP Certification
☐ GW-1 ☐ RCS-1 / RCGW-1
☐ GW-2 ☐ RCS-2 / RCGW-2
☐ GW-3 ☐ _____
☐ S-1
☐ S-2
☐ S-3
☐ SW Protection

State where samples were collected: CT

Data Format
☒ Excel
☒ PDF
☐ GIS/Key
☒ EQuIS
☐ Other

Data Package
☐ Tier II Checklist*
☐ Full Data Package*
☒ Phoenix Std
☐ Other

* SURCHARGE APPLIES

Form PEL126 Rev. 1/23

The Connecticut Light and Power Company
d/b/a Eversource Energy
Docket No. 26-05-10
Date Issued September 29, 2026
RSR-032 Attachment 4
Page 438 of 570

Monday, July 24, 2023

Attn:Jeffrey Holden
GEI Consultants
455 Winding Brook Drive
Suite 201
Glastonbury, CT 06033

Project ID: **ROCKVILLE FORMER MGP**
SDG ID: **GCO48054**
Sample ID#s: **CO48054 - CO48060**

This laboratory is in compliance with the NELAC requirements of procedures used except where indicated.

This report contains results for the parameters tested, under the sampling conditions described on the Chain Of Custody, as received by the laboratory. This report is incomplete unless all pages indicated in the pagination at the bottom of the page are included.

A scanned version of the COC form accompanies the analytical report and is an exact duplicate of the original.

If you are the client above and have any questions concerning this testing, please do not hesitate to contact Phoenix Client Services at ext.200. The contents of this report cannot be discussed with anyone other than the client listed above without their written consent.

Sincerely yours,

Phyllis Shiller
Laboratory Director

NELAC - #NY11301
CT Lab Registration #PH-0618
MA Lab Registration #M-CT007
ME Lab Registration #CT-007
NH Lab Registration #213693-A,B
NJ Lab Registration #CT-003
NY Lab Registration #11301
PA Lab Registration #68-03530
RI Lab Registration #63
VT Lab Registration #VT11301

PHOENIX
Environmental Laboratories, Inc.
587 East Middle Turnpike, P.O.Box 370, Manchester, CT 06045
Tel. (860) 645-1102 Fax (860) 645-0823

ACCREDITED IN ACCORDANCE WITH nelac NY # 11301

SDG Comments

July 24, 2023

SDG I.D.: GCO48054

Volatile 8260 analysis:
1,2-Dibromoethane and 1,2-Dibromo-3-chloropropane do not meet GWP criteria, these compounds are analyzed by GC/ECD to achieve this criteria.

Environmental Laboratories, Inc.
587 East Middle Turnpike, P.O.Box 370, Manchester, CT 06045
Tel. (860) 645-1102 Fax (860) 645-0823

Sample Id Cross Reference

July 24, 2023

SDG I.D.: GCO48054

Project ID: ROCKVILLE FORMER MGP

Client Id	Lab Id	Matrix
TB-071123	CO48054	WATER
MW-3DR	CO48055	GROUND WATER
MW-45M	CO48056	GROUND WATER
MW-45S	CO48057	GROUND WATER
MW-39S	CO48058	GROUND WATER
FB-071123	CO48059	GROUND WATER
DUP-1	CO48060	GROUND WATER

Environmental Laboratories, Inc.
587 East Middle Turnpike, P.O.Box 370, Manchester, CT 06045
Tel. (860) 645-1102 Fax (860) 645-0823

Analysis Report

July 24, 2023

FOR: Attn:Jeffrey Holden
GEI Consultants
455 Winding Brook Drive
Suite 201
Glastonbury, CT 06033

Sample Information		Custody Information		Date	Time
Matrix:	WATER	Collected by:		07/11/23	12:00
Location Code:	GEI-EVER	Received by:	SR1	07/11/23	16:38
Rush Request:	Standard	Analyzed by:	see "By" below		
P.O.#:	2200138-1.4				

Laboratory Data

SDG ID: GCO48054
Phoenix ID: CO48054

Project ID: ROCKVILLE FORMER MGP
Client ID: TB-071123

Parameter	Result	RL/ PQL	Units	Dilution	Date/Time	By	Reference
Volatiles							
1,1,1,2-Tetrachloroethane	ND	1.0	ug/L	1	07/11/23	MH	SW8260C
1,1,1-Trichloroethane	ND	1.0	ug/L	1	07/11/23	MH	SW8260C
1,1,2,2-Tetrachloroethane	ND	0.50	ug/L	1	07/11/23	MH	SW8260C
1,1,2-Trichloroethane	ND	1.0	ug/L	1	07/11/23	MH	SW8260C
1,1-Dichloroethane	ND	1.0	ug/L	1	07/11/23	MH	SW8260C
1,1-Dichloroethene	ND	1.0	ug/L	1	07/11/23	MH	SW8260C
1,1-Dichloropropene	ND	1.0	ug/L	1	07/11/23	MH	SW8260C
1,2,3-Trichlorobenzene	ND	1.0	ug/L	1	07/11/23	MH	SW8260C
1,2,3-Trichloropropane	ND	1.0	ug/L	1	07/11/23	MH	SW8260C
1,2,4-Trichlorobenzene	ND	1.0	ug/L	1	07/11/23	MH	SW8260C
1,2,4-Trimethylbenzene	ND	1.0	ug/L	1	07/11/23	MH	SW8260C
1,2-Dibromo-3-chloropropane	ND	0.50	ug/L	1	07/11/23	MH	SW8260C
1,2-Dibromoethane	ND	0.25	ug/L	1	07/11/23	MH	SW8260C
1,2-Dichlorobenzene	ND	1.0	ug/L	1	07/11/23	MH	SW8260C
1,2-Dichloroethane	ND	0.60	ug/L	1	07/11/23	MH	SW8260C
1,2-Dichloropropane	ND	1.0	ug/L	1	07/11/23	MH	SW8260C
1,3,5-Trimethylbenzene	ND	1.0	ug/L	1	07/11/23	MH	SW8260C
1,3-Dichlorobenzene	ND	1.0	ug/L	1	07/11/23	MH	SW8260C
1,3-Dichloropropane	ND	1.0	ug/L	1	07/11/23	MH	SW8260C
1,4-Dichlorobenzene	ND	1.0	ug/L	1	07/11/23	MH	SW8260C
2,2-Dichloropropane	ND	1.0	ug/L	1	07/11/23	MH	SW8260C
2-Chlorotoluene	ND	1.0	ug/L	1	07/11/23	MH	SW8260C
2-Hexanone	ND	5.0	ug/L	1	07/11/23	MH	SW8260C
2-Isopropyltoluene	ND	1.0	ug/L	1	07/11/23	MH	SW8260C
4-Chlorotoluene	ND	1.0	ug/L	1	07/11/23	MH	SW8260C
4-Methyl-2-pentanone	ND	5.0	ug/L	1	07/11/23	MH	SW8260C

Project ID: ROCKVILLE FORMER MGP
Client ID: TB-071123

Phoenix I.D.: CO48054

Parameter	Result	RL/ PQL	Units	Dilution	Date/Time	By	Reference
Acetone	ND	25	ug/L	1	07/11/23	MH	SW8260C
Acrylonitrile	ND	0.50	ug/L	1	07/11/23	MH	SW8260C
Benzene	ND	0.70	ug/L	1	07/11/23	MH	SW8260C
Bromobenzene	ND	1.0	ug/L	1	07/11/23	MH	SW8260C
Bromochloromethane	ND	1.0	ug/L	1	07/11/23	MH	SW8260C
Bromodichloromethane	ND	0.50	ug/L	1	07/11/23	MH	SW8260C
Bromoform	ND	1.0	ug/L	1	07/11/23	MH	SW8260C
Bromomethane	ND	1.0	ug/L	1	07/11/23	MH	SW8260C
Carbon Disulfide	ND	5.0	ug/L	1	07/11/23	MH	SW8260C
Carbon tetrachloride	ND	1.0	ug/L	1	07/11/23	MH	SW8260C
Chlorobenzene	ND	1.0	ug/L	1	07/11/23	MH	SW8260C
Chloroethane	ND	1.0	ug/L	1	07/11/23	MH	SW8260C
Chloroform	ND	1.0	ug/L	1	07/11/23	MH	SW8260C
Chloromethane	ND	1.0	ug/L	1	07/11/23	MH	SW8260C
cis-1,2-Dichloroethene	ND	1.0	ug/L	1	07/11/23	MH	SW8260C
cis-1,3-Dichloropropene	ND	0.40	ug/L	1	07/11/23	MH	SW8260C
Dibromochloromethane	ND	0.50	ug/L	1	07/11/23	MH	SW8260C
Dibromomethane	ND	1.0	ug/L	1	07/11/23	MH	SW8260C
Dichlorodifluoromethane	ND	1.0	ug/L	1	07/11/23	MH	SW8260C
Ethylbenzene	ND	1.0	ug/L	1	07/11/23	MH	SW8260C
Hexachlorobutadiene	ND	0.40	ug/L	1	07/11/23	MH	SW8260C
Isopropylbenzene	ND	1.0	ug/L	1	07/11/23	MH	SW8260C
m&p-Xylene	ND	1.0	ug/L	1	07/11/23	MH	SW8260C
Methyl ethyl ketone	ND	5.0	ug/L	1	07/11/23	MH	SW8260C
Methyl t-butyl ether (MTBE)	ND	1.0	ug/L	1	07/11/23	MH	SW8260C
Methylene chloride	ND	1.0	ug/L	1	07/11/23	MH	SW8260C
Naphthalene	ND	1.0	ug/L	1	07/11/23	MH	SW8260C
n-Butylbenzene	ND	1.0	ug/L	1	07/11/23	MH	SW8260C
n-Propylbenzene	ND	1.0	ug/L	1	07/11/23	MH	SW8260C
o-Xylene	ND	1.0	ug/L	1	07/11/23	MH	SW8260C
p-Isopropyltoluene	ND	1.0	ug/L	1	07/11/23	MH	SW8260C
sec-Butylbenzene	ND	1.0	ug/L	1	07/11/23	MH	SW8260C
Styrene	ND	1.0	ug/L	1	07/11/23	MH	SW8260C
tert-Butylbenzene	ND	1.0	ug/L	1	07/11/23	MH	SW8260C
Tetrachloroethene	ND	1.0	ug/L	1	07/11/23	MH	SW8260C
Tetrahydrofuran (THF)	ND	2.5	ug/L	1	07/11/23	MH	SW8260C
Toluene	ND	1.0	ug/L	1	07/11/23	MH	SW8260C
Total Xylenes	ND	1.0	ug/L	1	07/11/23	MH	SW8260C
trans-1,2-Dichloroethene	ND	1.0	ug/L	1	07/11/23	MH	SW8260C
trans-1,3-Dichloropropene	ND	0.40	ug/L	1	07/11/23	MH	SW8260C
trans-1,4-dichloro-2-butene	ND	5.0	ug/L	1	07/11/23	MH	SW8260C
Trichloroethene	ND	1.0	ug/L	1	07/11/23	MH	SW8260C
Trichlorofluoromethane	ND	1.0	ug/L	1	07/11/23	MH	SW8260C
Trichlorotrifluoroethane	ND	1.0	ug/L	1	07/11/23	MH	SW8260C
Vinyl chloride	ND	1.0	ug/L	1	07/11/23	MH	SW8260C
QA/QC Surrogates							
% 1,2-dichlorobenzene-d4	99		%	1	07/11/23	MH	70 - 130 %
% Bromofluorobenzene	98		%	1	07/11/23	MH	70 - 130 %
% Dibromofluoromethane	97		%	1	07/11/23	MH	70 - 130 %

Ver 1

Project ID: ROCKVILLE FORMER MGP
Client ID: TB-071123

Phoenix I.D.: CO48054

Parameter	Result	RL/ PQL	Units	Dilution	Date/Time	By	Reference
% Toluene-d8	100		%	1	07/11/23	MH	70 - 130 %

RL/PQL=Reporting/Practical Quantitation Level ND=Not Detected BRL=Below Reporting Level
QA/QC Surrogates: Surrogates are compounds (preceeded with a %) added by the lab to determine analysis efficiency. Surrogate results(%) listed in the report are not "detected" compounds.

Comments:

If you are the client above and have any questions concerning this testing, please do not hesitate to contact Phoenix Client Services at ext.200.
The contents of this report cannot be discussed with anyone other than the client listed above without their written consent.

Phyllis Shiller, Laboratory Director
July 24, 2023
Reviewed and Released by: Ethan Lee, Project Manager

Environmental Laboratories, Inc.
587 East Middle Turnpike, P.O.Box 370, Manchester, CT 06045
Tel. (860) 645-1102 Fax (860) 645-0823

Analysis Report

July 24, 2023

FOR: Attn:Jeffrey Holden
GEI Consultants
455 Winding Brook Drive
Suite 201
Glastonbury, CT 06033

Sample Information		Custody Information		Date	Time
Matrix:	GROUND WATER	Collected by:		07/11/23	11:40
Location Code:	GEI-EVER	Received by:	SR1	07/11/23	16:38
Rush Request:	Standard	Analyzed by:	see "By" below		
P.O.#:	2200138-1.4				

Laboratory Data

SDG ID: GCO48054
Phoenix ID: CO48055

Project ID: ROCKVILLE FORMER MGP
Client ID: MW-3DR

Parameter	Result	RL/ PQL	Units	Dilution	Date/Time	By	Reference
Silver	< 0.001	0.001	mg/L	1	07/15/23	CPP	SW6010D
Arsenic	< 0.004	0.004	mg/L	1	07/15/23	CPP	SW6010D
Barium	0.105	0.002	mg/L	1	07/15/23	CPP	SW6010D
Beryllium	< 0.001	0.001	mg/L	1	07/15/23	CPP	SW6010D
Cadmium	< 0.001	0.001	mg/L	1	07/15/23	CPP	SW6010D
Chromium	< 0.001	0.001	mg/L	1	07/15/23	CPP	SW6010D
Copper	< 0.005	0.005	mg/L	1	07/15/23	CPP	SW6010D
Mercury	< 0.0002	0.0002	mg/L	1	07/12/23	AL1	SW7470A
Nickel	< 0.001	0.001	mg/L	1	07/15/23	CPP	SW6010D
Lead	< 0.001	0.001	mg/L	1	07/15/23	CPP	SW6010D
Antimony	< 0.005	0.005	mg/L	1	07/15/23	CPP	SW6010D
Selenium	< 0.010	0.010	mg/L	1	07/15/23	CPP	SW6010D
Thallium	< 0.0005	0.0005	mg/L	5	07/21/23	MGH	SW6020B
Vanadium	< 0.002	0.002	mg/L	1	07/15/23	CPP	SW6010D
Zinc	< 0.004	0.004	mg/L	1	07/15/23	CPP	SW6010D
Total Cyanide	< 0.010	0.010	mg/L	1	07/12/23	CL/NP/DK	SW9010C/SW9012B
Extraction of ETPH	Completed				07/12/23	X/MQ	SW3510C/SW3520C
Mercury Digestion	Completed				07/12/23	ZT/AL	SW7470A
Semi-Volatile Extraction	Completed				07/12/23	X/MQ	SW3520C
Total Metals Digestion	Completed				07/13/23	AG	SW3010A
Total Metals Digestion MS	Completed				07/12/23	AG	SW3010A
TPH by GC (Extractable Products)							
Ext. Petroleum H.C. (C9-C36)	ND	0.067	mg/L	1	07/13/23	KCA	CTETPH
Identification	ND		mg/L	1	07/13/23	KCA	CTETPH
QA/QC Surrogates							
% Terphenyl (surr)	63		%	1	07/13/23	KCA	50 - 150 %

Ver 1

Project ID: ROCKVILLE FORMER MGP
Client ID: MW-3DR

Phoenix I.D.: CO48055

Parameter	Result	RL/ PQL	Units	Dilution	Date/Time	By	Reference
Volatiles							
1,1,1,2-Tetrachloroethane	ND	1.0	ug/L	1	07/12/23	MH	SW8260C
1,1,1-Trichloroethane	ND	1.0	ug/L	1	07/12/23	MH	SW8260C
1,1,2,2-Tetrachloroethane	ND	0.50	ug/L	1	07/12/23	MH	SW8260C
1,1,2-Trichloroethane	ND	1.0	ug/L	1	07/12/23	MH	SW8260C
1,1-Dichloroethane	ND	1.0	ug/L	1	07/12/23	MH	SW8260C
1,1-Dichloroethene	ND	1.0	ug/L	1	07/12/23	MH	SW8260C
1,1-Dichloropropene	ND	1.0	ug/L	1	07/12/23	MH	SW8260C
1,2,3-Trichlorobenzene	ND	1.0	ug/L	1	07/12/23	MH	SW8260C
1,2,3-Trichloropropane	ND	1.0	ug/L	1	07/12/23	MH	SW8260C
1,2,4-Trichlorobenzene	ND	1.0	ug/L	1	07/12/23	MH	SW8260C
1,2,4-Trimethylbenzene	ND	1.0	ug/L	1	07/12/23	MH	SW8260C
1,2-Dibromo-3-chloropropane	ND	0.50	ug/L	1	07/12/23	MH	SW8260C
1,2-Dibromoethane	ND	0.25	ug/L	1	07/12/23	MH	SW8260C
1,2-Dichlorobenzene	ND	1.0	ug/L	1	07/12/23	MH	SW8260C
1,2-Dichloroethane	ND	0.60	ug/L	1	07/12/23	MH	SW8260C
1,2-Dichloropropane	ND	1.0	ug/L	1	07/12/23	MH	SW8260C
1,3,5-Trimethylbenzene	ND	1.0	ug/L	1	07/12/23	MH	SW8260C
1,3-Dichlorobenzene	ND	1.0	ug/L	1	07/12/23	MH	SW8260C
1,3-Dichloropropane	ND	1.0	ug/L	1	07/12/23	MH	SW8260C
1,4-Dichlorobenzene	ND	1.0	ug/L	1	07/12/23	MH	SW8260C
2,2-Dichloropropane	ND	1.0	ug/L	1	07/12/23	MH	SW8260C
2-Chlorotoluene	ND	1.0	ug/L	1	07/12/23	MH	SW8260C
2-Hexanone	ND	5.0	ug/L	1	07/12/23	MH	SW8260C
2-Isopropyltoluene	ND	1.0	ug/L	1	07/12/23	MH	SW8260C
4-Chlorotoluene	ND	1.0	ug/L	1	07/12/23	MH	SW8260C
4-Methyl-2-pentanone	ND	5.0	ug/L	1	07/12/23	MH	SW8260C
Acetone	ND	25	ug/L	1	07/12/23	MH	SW8260C
Acrylonitrile	ND	0.50	ug/L	1	07/12/23	MH	SW8260C
Benzene	ND	0.70	ug/L	1	07/12/23	MH	SW8260C
Bromobenzene	ND	1.0	ug/L	1	07/12/23	MH	SW8260C
Bromochloromethane	ND	1.0	ug/L	1	07/12/23	MH	SW8260C
Bromodichloromethane	ND	0.50	ug/L	1	07/12/23	MH	SW8260C
Bromoform	ND	1.0	ug/L	1	07/12/23	MH	SW8260C
Bromomethane	ND	1.0	ug/L	1	07/12/23	MH	SW8260C
Carbon Disulfide	ND	5.0	ug/L	1	07/12/23	MH	SW8260C
Carbon tetrachloride	ND	1.0	ug/L	1	07/12/23	MH	SW8260C
Chlorobenzene	ND	1.0	ug/L	1	07/12/23	MH	SW8260C
Chloroethane	ND	1.0	ug/L	1	07/12/23	MH	SW8260C
Chloroform	ND	1.0	ug/L	1	07/12/23	MH	SW8260C
Chloromethane	ND	1.0	ug/L	1	07/12/23	MH	SW8260C
cis-1,2-Dichloroethene	ND	1.0	ug/L	1	07/12/23	MH	SW8260C
cis-1,3-Dichloropropene	ND	0.40	ug/L	1	07/12/23	MH	SW8260C
Dibromochloromethane	ND	0.50	ug/L	1	07/12/23	MH	SW8260C
Dibromomethane	ND	1.0	ug/L	1	07/12/23	MH	SW8260C
Dichlorodifluoromethane	ND	1.0	ug/L	1	07/12/23	MH	SW8260C
Ethylbenzene	ND	1.0	ug/L	1	07/12/23	MH	SW8260C
Hexachlorobutadiene	ND	0.40	ug/L	1	07/12/23	MH	SW8260C
Isopropylbenzene	ND	1.0	ug/L	1	07/12/23	MH	SW8260C

Ver 1

Project ID: ROCKVILLE FORMER MGP
Client ID: MW-3DR

Phoenix I.D.: CO48055

Parameter	Result	RL/ PQL	Units	Dilution	Date/Time	By	Reference
m&p-Xylene	ND	1.0	ug/L	1	07/12/23	MH	SW8260C
Methyl ethyl ketone	ND	5.0	ug/L	1	07/12/23	MH	SW8260C
Methyl t-butyl ether (MTBE)	ND	1.0	ug/L	1	07/12/23	MH	SW8260C
Methylene chloride	ND	1.0	ug/L	1	07/12/23	MH	SW8260C
Naphthalene	4.3	1.0	ug/L	1	07/12/23	MH	SW8260C
n-Butylbenzene	ND	1.0	ug/L	1	07/12/23	MH	SW8260C
n-Propylbenzene	ND	1.0	ug/L	1	07/12/23	MH	SW8260C
o-Xylene	ND	1.0	ug/L	1	07/12/23	MH	SW8260C
p-Isopropyltoluene	ND	1.0	ug/L	1	07/12/23	MH	SW8260C
sec-Butylbenzene	ND	1.0	ug/L	1	07/12/23	MH	SW8260C
Styrene	ND	1.0	ug/L	1	07/12/23	MH	SW8260C
tert-Butylbenzene	ND	1.0	ug/L	1	07/12/23	MH	SW8260C
Tetrachloroethene	ND	1.0	ug/L	1	07/12/23	MH	SW8260C
Tetrahydrofuran (THF)	ND	2.5	ug/L	1	07/12/23	MH	SW8260C
Toluene	ND	1.0	ug/L	1	07/12/23	MH	SW8260C
Total Xylenes	ND	1.0	ug/L	1	07/12/23	MH	SW8260C
trans-1,2-Dichloroethene	ND	1.0	ug/L	1	07/12/23	MH	SW8260C
trans-1,3-Dichloropropene	ND	0.40	ug/L	1	07/12/23	MH	SW8260C
trans-1,4-dichloro-2-butene	ND	5.0	ug/L	1	07/12/23	MH	SW8260C
Trichloroethene	ND	1.0	ug/L	1	07/12/23	MH	SW8260C
Trichlorofluoromethane	ND	1.0	ug/L	1	07/12/23	MH	SW8260C
Trichlorotrifluoroethane	ND	1.0	ug/L	1	07/12/23	MH	SW8260C
Vinyl chloride	ND	1.0	ug/L	1	07/12/23	MH	SW8260C
QA/QC Surrogates							
% 1,2-dichlorobenzene-d4	100		%	1	07/12/23	MH	70 - 130 %
% Bromofluorobenzene	96		%	1	07/12/23	MH	70 - 130 %
% Dibromofluoromethane	94		%	1	07/12/23	MH	70 - 130 %
% Toluene-d8	99		%	1	07/12/23	MH	70 - 130 %
Semivolatiles by SIM, PAH							
2-Methylnaphthalene	ND	0.47	ug/L	1	07/13/23	KCA	SW8270D (SIM)
Acenaphthene	ND	0.47	ug/L	1	07/13/23	KCA	SW8270D (SIM)
Acenaphthylene	0.64	0.28	ug/L	1	07/13/23	KCA	SW8270D (SIM)
Anthracene	ND	0.47	ug/L	1	07/13/23	KCA	SW8270D (SIM)
Benz(a)anthracene	ND	0.05	ug/L	1	07/13/23	KCA	SW8270D (SIM)
Benzo(a)pyrene	ND	0.19	ug/L	1	07/13/23	KCA	SW8270D (SIM)
Benzo(b)fluoranthene	ND	0.07	ug/L	1	07/13/23	KCA	SW8270D (SIM)
Benzo(ghi)perylene	ND	0.45	ug/L	1	07/13/23	KCA	SW8270D (SIM)
Benzo(k)fluoranthene	ND	0.28	ug/L	1	07/13/23	KCA	SW8270D (SIM)
Chrysene	ND	0.47	ug/L	1	07/13/23	KCA	SW8270D (SIM)
Dibenz(a,h)anthracene	ND	0.09	ug/L	1	07/13/23	KCA	SW8270D (SIM)
Fluoranthene	ND	0.47	ug/L	1	07/13/23	KCA	SW8270D (SIM)
Fluorene	ND	0.47	ug/L	1	07/13/23	KCA	SW8270D (SIM)
Indeno(1,2,3-cd)pyrene	ND	0.09	ug/L	1	07/13/23	KCA	SW8270D (SIM)
Naphthalene	ND	0.47	ug/L	1	07/13/23	KCA	SW8270D (SIM)
Phenanthrene	ND	0.06	ug/L	1	07/13/23	KCA	SW8270D (SIM)
Pyrene	ND	0.47	ug/L	1	07/13/23	KCA	SW8270D (SIM)
QA/QC Surrogates							
% 2-Fluorobiphenyl	77		%	1	07/13/23	KCA	30 - 130 %
% Nitrobenzene-d5	89		%	1	07/13/23	KCA	30 - 130 %

Ver 1

Project ID: ROCKVILLE FORMER MGP
Client ID: MW-3DR

Phoenix I.D.: CO48055

Parameter	Result	RL/ PQL	Units	Dilution	Date/Time	By	Reference
% Terphenyl-d14	85		%	1	07/13/23	KCA	30 - 130 %

RL/PQL=Reporting/Practical Quantitation Level ND=Not Detected BRL=Below Reporting Level
QA/QC Surrogates: Surrogates are compounds (preceeded with a %) added by the lab to determine analysis efficiency. Surrogate results(%) listed in the report are not "detected" compounds.

Comments:

If you are the client above and have any questions concerning this testing, please do not hesitate to contact Phoenix Client Services at ext.200.
The contents of this report cannot be discussed with anyone other than the client listed above without their written consent.

Phyllis Shiller, Laboratory Director
July 24, 2023
Reviewed and Released by: Ethan Lee, Project Manager

Environmental Laboratories, Inc.
587 East Middle Turnpike, P.O.Box 370, Manchester, CT 06045
Tel. (860) 645-1102 Fax (860) 645-0823

Analysis Report

July 24, 2023

FOR: Attn:Jeffrey Holden
GEI Consultants
455 Winding Brook Drive
Suite 201
Glastonbury, CT 06033

Sample Information		Custody Information		Date	Time
Matrix:	GROUND WATER	Collected by:		07/11/23	14:30
Location Code:	GEI-EVER	Received by:	SR1	07/11/23	16:38
Rush Request:	Standard	Analyzed by:	see "By" below		
P.O.#:	2200138-1.4				

Laboratory Data

SDG ID: GCO48054
Phoenix ID: CO48056

Project ID: ROCKVILLE FORMER MGP
Client ID: MW-45M

Parameter	Result	RL/ PQL	Units	Dilution	Date/Time	By	Reference
Silver	< 0.001	0.001	mg/L	1	07/15/23	CPP	SW6010D
Arsenic	< 0.004	0.004	mg/L	1	07/15/23	CPP	SW6010D
Barium	0.049	0.002	mg/L	1	07/15/23	CPP	SW6010D
Beryllium	< 0.001	0.001	mg/L	1	07/15/23	CPP	SW6010D
Cadmium	< 0.001	0.001	mg/L	1	07/15/23	CPP	SW6010D
Chromium	0.003	0.001	mg/L	1	07/15/23	CPP	SW6010D
Copper	< 0.005	0.005	mg/L	1	07/15/23	CPP	SW6010D
Mercury	< 0.0002	0.0002	mg/L	1	07/12/23	AL1	SW7470A
Nickel	0.001	0.001	mg/L	1	07/15/23	CPP	SW6010D
Lead	0.002	0.001	mg/L	1	07/15/23	CPP	SW6010D
Antimony	< 0.005	0.005	mg/L	1	07/15/23	CPP	SW6010D
Selenium	< 0.010	0.010	mg/L	1	07/15/23	CPP	SW6010D
Thallium	< 0.0005	0.0005	mg/L	5	07/21/23	MGH	SW6020B
Vanadium	0.002	0.002	mg/L	1	07/15/23	CPP	SW6010D
Zinc	0.006	0.004	mg/L	1	07/15/23	CPP	SW6010D
Total Cyanide	< 0.010	0.010	mg/L	1	07/12/23	CL/NP/DK	SW9010C/SW9012B
Extraction of ETPH	Completed				07/12/23	X/MQ	SW3510C/SW3520C
Mercury Digestion	Completed				07/12/23	ZT/AL	SW7470A
Semi-Volatile Extraction	Completed				07/12/23	X/MQ	SW3520C
Total Metals Digestion	Completed				07/13/23	AG	SW3010A
Total Metals Digestion MS	Completed				07/12/23	AG	SW3010A
TPH by GC (Extractable Products)							
Ext. Petroleum H.C. (C9-C36)	ND	0.067	mg/L	1	07/13/23	KCA	CTETPH
Identification	ND		mg/L	1	07/13/23	KCA	CTETPH
QA/QC Surrogates							
% Terphenyl (surr)	80		%	1	07/13/23	KCA	50 - 150 %

Ver 1

Project ID: ROCKVILLE FORMER MGP
Client ID: MW-45M

Phoenix I.D.: CO48056

Parameter	Result	RL/ PQL	Units	Dilution	Date/Time	By	Reference
Volatiles							
1,1,1,2-Tetrachloroethane	ND	1.0	ug/L	1	07/12/23	MH	SW8260C
1,1,1-Trichloroethane	ND	1.0	ug/L	1	07/12/23	MH	SW8260C
1,1,2,2-Tetrachloroethane	ND	0.50	ug/L	1	07/12/23	MH	SW8260C
1,1,2-Trichloroethane	ND	1.0	ug/L	1	07/12/23	MH	SW8260C
1,1-Dichloroethane	ND	1.0	ug/L	1	07/12/23	MH	SW8260C
1,1-Dichloroethene	ND	1.0	ug/L	1	07/12/23	MH	SW8260C
1,1-Dichloropropene	ND	1.0	ug/L	1	07/12/23	MH	SW8260C
1,2,3-Trichlorobenzene	ND	1.0	ug/L	1	07/12/23	MH	SW8260C
1,2,3-Trichloropropane	ND	1.0	ug/L	1	07/12/23	MH	SW8260C
1,2,4-Trichlorobenzene	ND	1.0	ug/L	1	07/12/23	MH	SW8260C
1,2,4-Trimethylbenzene	ND	1.0	ug/L	1	07/12/23	MH	SW8260C
1,2-Dibromo-3-chloropropane	ND	0.50	ug/L	1	07/12/23	MH	SW8260C
1,2-Dibromoethane	ND	0.25	ug/L	1	07/12/23	MH	SW8260C
1,2-Dichlorobenzene	ND	1.0	ug/L	1	07/12/23	MH	SW8260C
1,2-Dichloroethane	ND	0.60	ug/L	1	07/12/23	MH	SW8260C
1,2-Dichloropropane	ND	1.0	ug/L	1	07/12/23	MH	SW8260C
1,3,5-Trimethylbenzene	ND	1.0	ug/L	1	07/12/23	MH	SW8260C
1,3-Dichlorobenzene	ND	1.0	ug/L	1	07/12/23	MH	SW8260C
1,3-Dichloropropane	ND	1.0	ug/L	1	07/12/23	MH	SW8260C
1,4-Dichlorobenzene	ND	1.0	ug/L	1	07/12/23	MH	SW8260C
2,2-Dichloropropane	ND	1.0	ug/L	1	07/12/23	MH	SW8260C
2-Chlorotoluene	ND	1.0	ug/L	1	07/12/23	MH	SW8260C
2-Hexanone	ND	5.0	ug/L	1	07/12/23	MH	SW8260C
2-Isopropyltoluene	ND	1.0	ug/L	1	07/12/23	MH	SW8260C
4-Chlorotoluene	ND	1.0	ug/L	1	07/12/23	MH	SW8260C
4-Methyl-2-pentanone	ND	5.0	ug/L	1	07/12/23	MH	SW8260C
Acetone	ND	25	ug/L	1	07/12/23	MH	SW8260C
Acrylonitrile	ND	0.50	ug/L	1	07/12/23	MH	SW8260C
Benzene	ND	0.70	ug/L	1	07/12/23	MH	SW8260C
Bromobenzene	ND	1.0	ug/L	1	07/12/23	MH	SW8260C
Bromochloromethane	ND	1.0	ug/L	1	07/12/23	MH	SW8260C
Bromodichloromethane	ND	0.50	ug/L	1	07/12/23	MH	SW8260C
Bromoform	ND	1.0	ug/L	1	07/12/23	MH	SW8260C
Bromomethane	ND	1.0	ug/L	1	07/12/23	MH	SW8260C
Carbon Disulfide	ND	5.0	ug/L	1	07/12/23	MH	SW8260C
Carbon tetrachloride	ND	1.0	ug/L	1	07/12/23	MH	SW8260C
Chlorobenzene	ND	1.0	ug/L	1	07/12/23	MH	SW8260C
Chloroethane	ND	1.0	ug/L	1	07/12/23	MH	SW8260C
Chloroform	ND	1.0	ug/L	1	07/12/23	MH	SW8260C
Chloromethane	ND	1.0	ug/L	1	07/12/23	MH	SW8260C
cis-1,2-Dichloroethene	ND	1.0	ug/L	1	07/12/23	MH	SW8260C
cis-1,3-Dichloropropene	ND	0.40	ug/L	1	07/12/23	MH	SW8260C
Dibromochloromethane	ND	0.50	ug/L	1	07/12/23	MH	SW8260C
Dibromomethane	ND	1.0	ug/L	1	07/12/23	MH	SW8260C
Dichlorodifluoromethane	ND	1.0	ug/L	1	07/12/23	MH	SW8260C
Ethylbenzene	ND	1.0	ug/L	1	07/12/23	MH	SW8260C
Hexachlorobutadiene	ND	0.40	ug/L	1	07/12/23	MH	SW8260C
Isopropylbenzene	ND	1.0	ug/L	1	07/12/23	MH	SW8260C

Ver 1

Project ID: ROCKVILLE FORMER MGP
Client ID: MW-45M

Phoenix I.D.: CO48056

Parameter	Result	RL/ PQL	Units	Dilution	Date/Time	By	Reference
m&p-Xylene	ND	1.0	ug/L	1	07/12/23	MH	SW8260C
Methyl ethyl ketone	ND	5.0	ug/L	1	07/12/23	MH	SW8260C
Methyl t-butyl ether (MTBE)	ND	1.0	ug/L	1	07/12/23	MH	SW8260C
Methylene chloride	ND	1.0	ug/L	1	07/12/23	MH	SW8260C
Naphthalene	ND	1.0	ug/L	1	07/12/23	MH	SW8260C
n-Butylbenzene	ND	1.0	ug/L	1	07/12/23	MH	SW8260C
n-Propylbenzene	ND	1.0	ug/L	1	07/12/23	MH	SW8260C
o-Xylene	ND	1.0	ug/L	1	07/12/23	MH	SW8260C
p-Isopropyltoluene	ND	1.0	ug/L	1	07/12/23	MH	SW8260C
sec-Butylbenzene	ND	1.0	ug/L	1	07/12/23	MH	SW8260C
Styrene	ND	1.0	ug/L	1	07/12/23	MH	SW8260C
tert-Butylbenzene	ND	1.0	ug/L	1	07/12/23	MH	SW8260C
Tetrachloroethene	ND	1.0	ug/L	1	07/12/23	MH	SW8260C
Tetrahydrofuran (THF)	ND	2.5	ug/L	1	07/12/23	MH	SW8260C
Toluene	ND	1.0	ug/L	1	07/12/23	MH	SW8260C
Total Xylenes	ND	1.0	ug/L	1	07/12/23	MH	SW8260C
trans-1,2-Dichloroethene	ND	1.0	ug/L	1	07/12/23	MH	SW8260C
trans-1,3-Dichloropropene	ND	0.40	ug/L	1	07/12/23	MH	SW8260C
trans-1,4-dichloro-2-butene	ND	5.0	ug/L	1	07/12/23	MH	SW8260C
Trichloroethene	ND	1.0	ug/L	1	07/12/23	MH	SW8260C
Trichlorofluoromethane	ND	1.0	ug/L	1	07/12/23	MH	SW8260C
Trichlorotrifluoroethane	ND	1.0	ug/L	1	07/12/23	MH	SW8260C
Vinyl chloride	ND	1.0	ug/L	1	07/12/23	MH	SW8260C
QA/QC Surrogates							
% 1,2-dichlorobenzene-d4	99		%	1	07/12/23	MH	70 - 130 %
% Bromofluorobenzene	97		%	1	07/12/23	MH	70 - 130 %
% Dibromofluoromethane	94		%	1	07/12/23	MH	70 - 130 %
% Toluene-d8	99		%	1	07/12/23	MH	70 - 130 %
Semivolatiles by SIM, PAH							
2-Methylnaphthalene	ND	0.47	ug/L	1	07/13/23	KCA	SW8270D (SIM)
Acenaphthene	ND	0.47	ug/L	1	07/13/23	KCA	SW8270D (SIM)
Acenaphthylene	ND	0.28	ug/L	1	07/13/23	KCA	SW8270D (SIM)
Anthracene	ND	0.47	ug/L	1	07/13/23	KCA	SW8270D (SIM)
Benz(a)anthracene	ND	0.05	ug/L	1	07/13/23	KCA	SW8270D (SIM)
Benzo(a)pyrene	ND	0.19	ug/L	1	07/13/23	KCA	SW8270D (SIM)
Benzo(b)fluoranthene	ND	0.07	ug/L	1	07/13/23	KCA	SW8270D (SIM)
Benzo(ghi)perylene	ND	0.45	ug/L	1	07/13/23	KCA	SW8270D (SIM)
Benzo(k)fluoranthene	ND	0.28	ug/L	1	07/13/23	KCA	SW8270D (SIM)
Chrysene	ND	0.47	ug/L	1	07/13/23	KCA	SW8270D (SIM)
Dibenz(a,h)anthracene	ND	0.09	ug/L	1	07/13/23	KCA	SW8270D (SIM)
Fluoranthene	ND	0.47	ug/L	1	07/13/23	KCA	SW8270D (SIM)
Fluorene	ND	0.47	ug/L	1	07/13/23	KCA	SW8270D (SIM)
Indeno(1,2,3-cd)pyrene	ND	0.09	ug/L	1	07/13/23	KCA	SW8270D (SIM)
Naphthalene	ND	0.47	ug/L	1	07/13/23	KCA	SW8270D (SIM)
Phenanthrene	ND	0.06	ug/L	1	07/13/23	KCA	SW8270D (SIM)
Pyrene	ND	0.47	ug/L	1	07/13/23	KCA	SW8270D (SIM)
QA/QC Surrogates							
% 2-Fluorobiphenyl	86		%	1	07/13/23	KCA	30 - 130 %
% Nitrobenzene-d5	98		%	1	07/13/23	KCA	30 - 130 %

Ver 1

Project ID: ROCKVILLE FORMER MGP
Client ID: MW-45M

Phoenix I.D.: CO48056

Parameter	Result	RL/ PQL	Units	Dilution	Date/Time	By	Reference
% Terphenyl-d14	97		%	1	07/13/23	KCA	30 - 130 %

RL/PQL=Reporting/Practical Quantitation Level ND=Not Detected BRL=Below Reporting Level
QA/QC Surrogates: Surrogates are compounds (preceeded with a %) added by the lab to determine analysis efficiency. Surrogate results(%) listed in the report are not "detected" compounds.

Comments:

If you are the client above and have any questions concerning this testing, please do not hesitate to contact Phoenix Client Services at ext.200.
The contents of this report cannot be discussed with anyone other than the client listed above without their written consent.

Phyllis Shiller, Laboratory Director
July 24, 2023
Reviewed and Released by: Ethan Lee, Project Manager

Environmental Laboratories, Inc.
587 East Middle Turnpike, P.O.Box 370, Manchester, CT 06045
Tel. (860) 645-1102 Fax (860) 645-0823

Analysis Report

July 24, 2023

FOR: Attn:Jeffrey Holden
GEI Consultants
455 Winding Brook Drive
Suite 201
Glastonbury, CT 06033

Sample Information		Custody Information		Date	Time
Matrix:	GROUND WATER	Collected by:		07/11/23	14:10
Location Code:	GEI-EVER	Received by:	SR1	07/11/23	16:38
Rush Request:	Standard	Analyzed by:	see "By" below		
P.O.#:	2200138-1.4				

Laboratory Data

SDG ID: GCO48054
Phoenix ID: CO48057

Project ID: ROCKVILLE FORMER MGP
Client ID: MW-45S

Parameter	Result	RL/ PQL	Units	Dilution	Date/Time	By	Reference
Silver	< 0.001	0.001	mg/L	1	07/15/23	CPP	SW6010D
Arsenic	< 0.004	0.004	mg/L	1	07/15/23	CPP	SW6010D
Barium	0.043	0.002	mg/L	1	07/15/23	CPP	SW6010D
Beryllium	< 0.001	0.001	mg/L	1	07/15/23	CPP	SW6010D
Cadmium	< 0.001	0.001	mg/L	1	07/15/23	CPP	SW6010D
Chromium	0.005	0.001	mg/L	1	07/15/23	CPP	SW6010D
Copper	< 0.005	0.005	mg/L	1	07/15/23	CPP	SW6010D
Mercury	< 0.0002	0.0002	mg/L	1	07/12/23	AL1	SW7470A
Nickel	0.005	0.001	mg/L	1	07/15/23	CPP	SW6010D
Lead	0.003	0.001	mg/L	1	07/15/23	CPP	SW6010D
Antimony	< 0.005	0.005	mg/L	1	07/15/23	CPP	SW6010D
Selenium	< 0.010	0.010	mg/L	1	07/15/23	CPP	SW6010D
Thallium	< 0.0005	0.0005	mg/L	5	07/21/23	MGH	SW6020B
Vanadium	0.007	0.002	mg/L	1	07/15/23	CPP	SW6010D
Zinc	0.011	0.004	mg/L	1	07/15/23	CPP	SW6010D
Total Cyanide	< 0.010	0.010	mg/L	1	07/12/23	CL/NP/DK	SW9010C/SW9012B
Extraction of ETPH	Completed				07/12/23	X/MQ	SW3510C/SW3520C
Mercury Digestion	Completed				07/12/23	ZT/AL	SW7470A
Semi-Volatile Extraction	Completed				07/12/23	X/MQ	SW3520C
Total Metals Digestion	Completed				07/13/23	AG	SW3010A
Total Metals Digestion MS	Completed				07/12/23	AG	SW3010A
TPH by GC (Extractable Products)							
Ext. Petroleum H.C. (C9-C36)	ND	0.066	mg/L	1	07/13/23	KCA	CTETPH
Identification	ND		mg/L	1	07/13/23	KCA	CTETPH
QA/QC Surrogates							
% Terphenyl (surr)	86		%	1	07/13/23	KCA	50 - 150 %

Ver 1

Project ID: ROCKVILLE FORMER MGP
Client ID: MW-45S

Phoenix I.D.: CO48057

Parameter	Result	RL/ PQL	Units	Dilution	Date/Time	By	Reference
Volatiles							
1,1,1,2-Tetrachloroethane	ND	1.0	ug/L	1	07/12/23	MH	SW8260C
1,1,1-Trichloroethane	ND	1.0	ug/L	1	07/12/23	MH	SW8260C
1,1,2,2-Tetrachloroethane	ND	0.50	ug/L	1	07/12/23	MH	SW8260C
1,1,2-Trichloroethane	ND	1.0	ug/L	1	07/12/23	MH	SW8260C
1,1-Dichloroethane	ND	1.0	ug/L	1	07/12/23	MH	SW8260C
1,1-Dichloroethene	ND	1.0	ug/L	1	07/12/23	MH	SW8260C
1,1-Dichloropropene	ND	1.0	ug/L	1	07/12/23	MH	SW8260C
1,2,3-Trichlorobenzene	ND	1.0	ug/L	1	07/12/23	MH	SW8260C
1,2,3-Trichloropropane	ND	1.0	ug/L	1	07/12/23	MH	SW8260C
1,2,4-Trichlorobenzene	ND	1.0	ug/L	1	07/12/23	MH	SW8260C
1,2,4-Trimethylbenzene	ND	1.0	ug/L	1	07/12/23	MH	SW8260C
1,2-Dibromo-3-chloropropane	ND	0.50	ug/L	1	07/12/23	MH	SW8260C
1,2-Dibromoethane	ND	0.25	ug/L	1	07/12/23	MH	SW8260C
1,2-Dichlorobenzene	ND	1.0	ug/L	1	07/12/23	MH	SW8260C
1,2-Dichloroethane	ND	0.60	ug/L	1	07/12/23	MH	SW8260C
1,2-Dichloropropane	ND	1.0	ug/L	1	07/12/23	MH	SW8260C
1,3,5-Trimethylbenzene	ND	1.0	ug/L	1	07/12/23	MH	SW8260C
1,3-Dichlorobenzene	ND	1.0	ug/L	1	07/12/23	MH	SW8260C
1,3-Dichloropropane	ND	1.0	ug/L	1	07/12/23	MH	SW8260C
1,4-Dichlorobenzene	ND	1.0	ug/L	1	07/12/23	MH	SW8260C
2,2-Dichloropropane	ND	1.0	ug/L	1	07/12/23	MH	SW8260C
2-Chlorotoluene	ND	1.0	ug/L	1	07/12/23	MH	SW8260C
2-Hexanone	ND	5.0	ug/L	1	07/12/23	MH	SW8260C
2-Isopropyltoluene	ND	1.0	ug/L	1	07/12/23	MH	SW8260C
4-Chlorotoluene	ND	1.0	ug/L	1	07/12/23	MH	SW8260C
4-Methyl-2-pentanone	ND	5.0	ug/L	1	07/12/23	MH	SW8260C
Acetone	ND	25	ug/L	1	07/12/23	MH	SW8260C
Acrylonitrile	ND	0.50	ug/L	1	07/12/23	MH	SW8260C
Benzene	ND	0.70	ug/L	1	07/12/23	MH	SW8260C
Bromobenzene	ND	1.0	ug/L	1	07/12/23	MH	SW8260C
Bromochloromethane	ND	1.0	ug/L	1	07/12/23	MH	SW8260C
Bromodichloromethane	ND	0.50	ug/L	1	07/12/23	MH	SW8260C
Bromoform	ND	1.0	ug/L	1	07/12/23	MH	SW8260C
Bromomethane	ND	1.0	ug/L	1	07/12/23	MH	SW8260C
Carbon Disulfide	ND	5.0	ug/L	1	07/12/23	MH	SW8260C
Carbon tetrachloride	ND	1.0	ug/L	1	07/12/23	MH	SW8260C
Chlorobenzene	ND	1.0	ug/L	1	07/12/23	MH	SW8260C
Chloroethane	ND	1.0	ug/L	1	07/12/23	MH	SW8260C
Chloroform	ND	1.0	ug/L	1	07/12/23	MH	SW8260C
Chloromethane	ND	1.0	ug/L	1	07/12/23	MH	SW8260C
cis-1,2-Dichloroethene	ND	1.0	ug/L	1	07/12/23	MH	SW8260C
cis-1,3-Dichloropropene	ND	0.40	ug/L	1	07/12/23	MH	SW8260C
Dibromochloromethane	ND	0.50	ug/L	1	07/12/23	MH	SW8260C
Dibromomethane	ND	1.0	ug/L	1	07/12/23	MH	SW8260C
Dichlorodifluoromethane	ND	1.0	ug/L	1	07/12/23	MH	SW8260C
Ethylbenzene	ND	1.0	ug/L	1	07/12/23	MH	SW8260C
Hexachlorobutadiene	ND	0.40	ug/L	1	07/12/23	MH	SW8260C
Isopropylbenzene	ND	1.0	ug/L	1	07/12/23	MH	SW8260C

Ver 1

Project ID: ROCKVILLE FORMER MGP
Client ID: MW-45S
Phoenix I.D.: CO48057

Parameter	Result	RL/ PQL	Units	Dilution	Date/Time	By	Reference
m&p-Xylene	ND	1.0	ug/L	1	07/12/23	MH	SW8260C
Methyl ethyl ketone	ND	5.0	ug/L	1	07/12/23	MH	SW8260C
Methyl t-butyl ether (MTBE)	ND	1.0	ug/L	1	07/12/23	MH	SW8260C
Methylene chloride	ND	1.0	ug/L	1	07/12/23	MH	SW8260C
Naphthalene	ND	1.0	ug/L	1	07/12/23	MH	SW8260C
n-Butylbenzene	ND	1.0	ug/L	1	07/12/23	MH	SW8260C
n-Propylbenzene	ND	1.0	ug/L	1	07/12/23	MH	SW8260C
o-Xylene	ND	1.0	ug/L	1	07/12/23	MH	SW8260C
p-Isopropyltoluene	ND	1.0	ug/L	1	07/12/23	MH	SW8260C
sec-Butylbenzene	ND	1.0	ug/L	1	07/12/23	MH	SW8260C
Styrene	ND	1.0	ug/L	1	07/12/23	MH	SW8260C
tert-Butylbenzene	ND	1.0	ug/L	1	07/12/23	MH	SW8260C
Tetrachloroethene	ND	1.0	ug/L	1	07/12/23	MH	SW8260C
Tetrahydrofuran (THF)	ND	2.5	ug/L	1	07/12/23	MH	SW8260C
Toluene	ND	1.0	ug/L	1	07/12/23	MH	SW8260C
Total Xylenes	ND	1.0	ug/L	1	07/12/23	MH	SW8260C
trans-1,2-Dichloroethene	ND	1.0	ug/L	1	07/12/23	MH	SW8260C
trans-1,3-Dichloropropene	ND	0.40	ug/L	1	07/12/23	MH	SW8260C
trans-1,4-dichloro-2-butene	ND	5.0	ug/L	1	07/12/23	MH	SW8260C
Trichloroethene	ND	1.0	ug/L	1	07/12/23	MH	SW8260C
Trichlorofluoromethane	ND	1.0	ug/L	1	07/12/23	MH	SW8260C
Trichlorotrifluoroethane	ND	1.0	ug/L	1	07/12/23	MH	SW8260C
Vinyl chloride	ND	1.0	ug/L	1	07/12/23	MH	SW8260C
QA/QC Surrogates							
% 1,2-dichlorobenzene-d4	101		%	1	07/12/23	MH	70 - 130 %
% Bromofluorobenzene	94		%	1	07/12/23	MH	70 - 130 %
% Dibromofluoromethane	95		%	1	07/12/23	MH	70 - 130 %
% Toluene-d8	99		%	1	07/12/23	MH	70 - 130 %
Semivolatiles by SIM, PAH							
2-Methylnaphthalene	ND	0.47	ug/L	1	07/13/23	KCA	SW8270D (SIM)
Acenaphthene	ND	0.47	ug/L	1	07/13/23	KCA	SW8270D (SIM)
Acenaphthylene	ND	0.28	ug/L	1	07/13/23	KCA	SW8270D (SIM)
Anthracene	ND	0.47	ug/L	1	07/13/23	KCA	SW8270D (SIM)
Benz(a)anthracene	0.10	0.05	ug/L	1	07/13/23	KCA	SW8270D (SIM)
Benzo(a)pyrene	ND	0.19	ug/L	1	07/13/23	KCA	SW8270D (SIM)
Benzo(b)fluoranthene	0.07	0.07	ug/L	1	07/13/23	KCA	SW8270D (SIM)
Benzo(ghi)perylene	ND	0.45	ug/L	1	07/13/23	KCA	SW8270D (SIM)
Benzo(k)fluoranthene	ND	0.28	ug/L	1	07/13/23	KCA	SW8270D (SIM)
Chrysene	ND	0.47	ug/L	1	07/13/23	KCA	SW8270D (SIM)
Dibenz(a,h)anthracene	ND	0.09	ug/L	1	07/13/23	KCA	SW8270D (SIM)
Fluoranthene	ND	0.47	ug/L	1	07/13/23	KCA	SW8270D (SIM)
Fluorene	ND	0.47	ug/L	1	07/13/23	KCA	SW8270D (SIM)
Indeno(1,2,3-cd)pyrene	ND	0.09	ug/L	1	07/13/23	KCA	SW8270D (SIM)
Naphthalene	ND	0.47	ug/L	1	07/13/23	KCA	SW8270D (SIM)
Phenanthrene	0.14	0.06	ug/L	1	07/13/23	KCA	SW8270D (SIM)
Pyrene	ND	0.47	ug/L	1	07/13/23	KCA	SW8270D (SIM)
QA/QC Surrogates							
% 2-Fluorobiphenyl	93		%	1	07/13/23	KCA	30 - 130 %
% Nitrobenzene-d5	109		%	1	07/13/23	KCA	30 - 130 %

Ver 1

Project ID: ROCKVILLE FORMER MGP
Client ID: MW-45S

Phoenix I.D.: CO48057

Parameter	Result	RL/ PQL	Units	Dilution	Date/Time	By	Reference
% Terphenyl-d14	99		%	1	07/13/23	KCA	30 - 130 %

RL/PQL=Reporting/Practical Quantitation Level ND=Not Detected BRL=Below Reporting Level
QA/QC Surrogates: Surrogates are compounds (preceeded with a %) added by the lab to determine analysis efficiency. Surrogate results(%) listed in the report are not "detected" compounds.

Comments:

If you are the client above and have any questions concerning this testing, please do not hesitate to contact Phoenix Client Services at ext.200.
The contents of this report cannot be discussed with anyone other than the client listed above without their written consent.

Phyllis Shiller, Laboratory Director
July 24, 2023
Reviewed and Released by: Ethan Lee, Project Manager

Environmental Laboratories, Inc.
587 East Middle Turnpike, P.O.Box 370, Manchester, CT 06045
Tel. (860) 645-1102 Fax (860) 645-0823

Analysis Report

July 24, 2023

FOR: Attn:Jeffrey Holden
GEI Consultants
455 Winding Brook Drive
Suite 201
Glastonbury, CT 06033

Sample Information		Custody Information		Date	Time
Matrix:	GROUND WATER	Collected by:		07/11/23	13:00
Location Code:	GEI-EVER	Received by:	SR1	07/11/23	16:38
Rush Request:	Standard	Analyzed by:	see "By" below		
P.O.#:	2200138-1.4				

Laboratory Data

SDG ID: GCO48054
Phoenix ID: CO48058

Project ID: ROCKVILLE FORMER MGP
Client ID: MW-39S

Parameter	Result	RL/ PQL	Units	Dilution	Date/Time	By	Reference
Silver	< 0.001	0.001	mg/L	1	07/15/23	CPP	SW6010D
Arsenic	< 0.004	0.004	mg/L	1	07/15/23	CPP	SW6010D
Barium	0.089	0.002	mg/L	1	07/15/23	CPP	SW6010D
Beryllium	< 0.001	0.001	mg/L	1	07/15/23	CPP	SW6010D
Cadmium	< 0.001	0.001	mg/L	1	07/15/23	CPP	SW6010D
Chromium	0.011	0.001	mg/L	1	07/15/23	CPP	SW6010D
Copper	0.015	0.005	mg/L	1	07/15/23	CPP	SW6010D
Mercury	< 0.0002	0.0002	mg/L	1	07/12/23	AL1	SW7470A
Nickel	0.008	0.001	mg/L	1	07/15/23	CPP	SW6010D
Lead	0.011	0.001	mg/L	1	07/15/23	CPP	SW6010D
Antimony	< 0.005	0.005	mg/L	1	07/15/23	CPP	SW6010D
Selenium	< 0.010	0.010	mg/L	1	07/15/23	CPP	SW6010D
Thallium	< 0.0005	0.0005	mg/L	5	07/21/23	MGH	SW6020B
Vanadium	0.018	0.002	mg/L	1	07/15/23	CPP	SW6010D
Zinc	0.162	0.004	mg/L	1	07/15/23	CPP	SW6010D
Total Cyanide	< 0.010	0.010	mg/L	1	07/12/23	CL/NP/DK	SW9010C/SW9012B
Extraction of ETPH	Completed				07/18/23	X/MQ	SW3510C/SW3520C
Mercury Digestion	Completed				07/12/23	ZT/AL	SW7470A
Semi-Volatile Extraction	Completed				07/12/23	X/MQ	SW3520C
Total Metals Digestion	Completed				07/13/23	AG	SW3010A
Total Metals Digestion MS	Completed				07/12/23	AG	SW3010A
TPH by GC (Extractable Products)							
Ext. Petroleum H.C. (C9-C36)	0.61	0.074	mg/L	1	07/19/23	JRB	CTETPH
Identification	**		mg/L	1	07/19/23	JRB	CTETPH
QA/QC Surrogates							
% Terphenyl (surr)	56		%	1	07/19/23	JRB	50 - 150 %

Ver 1

Project ID: ROCKVILLE FORMER MGP
Client ID: MW-39S

Phoenix I.D.: CO48058

Parameter	Result	RL/ PQL	Units	Dilution	Date/Time	By	Reference
Volatiles							
1,1,1,2-Tetrachloroethane	ND	1.0	ug/L	1	07/12/23	MH	SW8260C
1,1,1-Trichloroethane	ND	1.0	ug/L	1	07/12/23	MH	SW8260C
1,1,2,2-Tetrachloroethane	ND	0.50	ug/L	1	07/12/23	MH	SW8260C
1,1,2-Trichloroethane	ND	1.0	ug/L	1	07/12/23	MH	SW8260C
1,1-Dichloroethane	ND	1.0	ug/L	1	07/12/23	MH	SW8260C
1,1-Dichloroethene	ND	1.0	ug/L	1	07/12/23	MH	SW8260C
1,1-Dichloropropene	ND	1.0	ug/L	1	07/12/23	MH	SW8260C
1,2,3-Trichlorobenzene	ND	1.0	ug/L	1	07/12/23	MH	SW8260C
1,2,3-Trichloropropane	ND	1.0	ug/L	1	07/12/23	MH	SW8260C
1,2,4-Trichlorobenzene	ND	1.0	ug/L	1	07/12/23	MH	SW8260C
1,2,4-Trimethylbenzene	ND	1.0	ug/L	1	07/12/23	MH	SW8260C
1,2-Dibromo-3-chloropropane	ND	0.50	ug/L	1	07/12/23	MH	SW8260C
1,2-Dibromoethane	ND	0.25	ug/L	1	07/12/23	MH	SW8260C
1,2-Dichlorobenzene	ND	1.0	ug/L	1	07/12/23	MH	SW8260C
1,2-Dichloroethane	ND	0.60	ug/L	1	07/12/23	MH	SW8260C
1,2-Dichloropropane	ND	1.0	ug/L	1	07/12/23	MH	SW8260C
1,3,5-Trimethylbenzene	ND	1.0	ug/L	1	07/12/23	MH	SW8260C
1,3-Dichlorobenzene	ND	1.0	ug/L	1	07/12/23	MH	SW8260C
1,3-Dichloropropane	ND	1.0	ug/L	1	07/12/23	MH	SW8260C
1,4-Dichlorobenzene	ND	1.0	ug/L	1	07/12/23	MH	SW8260C
2,2-Dichloropropane	ND	1.0	ug/L	1	07/12/23	MH	SW8260C
2-Chlorotoluene	ND	1.0	ug/L	1	07/12/23	MH	SW8260C
2-Hexanone	ND	5.0	ug/L	1	07/12/23	MH	SW8260C
2-Isopropyltoluene	ND	1.0	ug/L	1	07/12/23	MH	SW8260C
4-Chlorotoluene	ND	1.0	ug/L	1	07/12/23	MH	SW8260C
4-Methyl-2-pentanone	ND	5.0	ug/L	1	07/12/23	MH	SW8260C
Acetone	ND	25	ug/L	1	07/12/23	MH	SW8260C
Acrylonitrile	ND	0.50	ug/L	1	07/12/23	MH	SW8260C
Benzene	ND	0.70	ug/L	1	07/12/23	MH	SW8260C
Bromobenzene	ND	1.0	ug/L	1	07/12/23	MH	SW8260C
Bromochloromethane	ND	1.0	ug/L	1	07/12/23	MH	SW8260C
Bromodichloromethane	ND	0.50	ug/L	1	07/12/23	MH	SW8260C
Bromoform	ND	1.0	ug/L	1	07/12/23	MH	SW8260C
Bromomethane	ND	1.0	ug/L	1	07/12/23	MH	SW8260C
Carbon Disulfide	ND	5.0	ug/L	1	07/12/23	MH	SW8260C
Carbon tetrachloride	ND	1.0	ug/L	1	07/12/23	MH	SW8260C
Chlorobenzene	ND	1.0	ug/L	1	07/12/23	MH	SW8260C
Chloroethane	ND	1.0	ug/L	1	07/12/23	MH	SW8260C
Chloroform	ND	1.0	ug/L	1	07/12/23	MH	SW8260C
Chloromethane	ND	1.0	ug/L	1	07/12/23	MH	SW8260C
cis-1,2-Dichloroethene	ND	1.0	ug/L	1	07/12/23	MH	SW8260C
cis-1,3-Dichloropropene	ND	0.40	ug/L	1	07/12/23	MH	SW8260C
Dibromochloromethane	ND	0.50	ug/L	1	07/12/23	MH	SW8260C
Dibromomethane	ND	1.0	ug/L	1	07/12/23	MH	SW8260C
Dichlorodifluoromethane	ND	1.0	ug/L	1	07/12/23	MH	SW8260C
Ethylbenzene	ND	1.0	ug/L	1	07/12/23	MH	SW8260C
Hexachlorobutadiene	ND	0.40	ug/L	1	07/12/23	MH	SW8260C
Isopropylbenzene	ND	1.0	ug/L	1	07/12/23	MH	SW8260C

Ver 1

Project ID: ROCKVILLE FORMER MGP
Client ID: MW-39S
Phoenix I.D.: CO48058

Parameter	Result	RL/ PQL	Units	Dilution	Date/Time	By	Reference
m&p-Xylene	ND	1.0	ug/L	1	07/12/23	MH	SW8260C
Methyl ethyl ketone	ND	5.0	ug/L	1	07/12/23	MH	SW8260C
Methyl t-butyl ether (MTBE)	ND	1.0	ug/L	1	07/12/23	MH	SW8260C
Methylene chloride	ND	1.0	ug/L	1	07/12/23	MH	SW8260C
Naphthalene	ND	1.0	ug/L	1	07/12/23	MH	SW8260C
n-Butylbenzene	ND	1.0	ug/L	1	07/12/23	MH	SW8260C
n-Propylbenzene	ND	1.0	ug/L	1	07/12/23	MH	SW8260C
o-Xylene	ND	1.0	ug/L	1	07/12/23	MH	SW8260C
p-Isopropyltoluene	ND	1.0	ug/L	1	07/12/23	MH	SW8260C
sec-Butylbenzene	ND	1.0	ug/L	1	07/12/23	MH	SW8260C
Styrene	ND	1.0	ug/L	1	07/12/23	MH	SW8260C
tert-Butylbenzene	ND	1.0	ug/L	1	07/12/23	MH	SW8260C
Tetrachloroethene	ND	1.0	ug/L	1	07/12/23	MH	SW8260C
Tetrahydrofuran (THF)	ND	2.5	ug/L	1	07/12/23	MH	SW8260C
Toluene	ND	1.0	ug/L	1	07/12/23	MH	SW8260C
Total Xylenes	ND	1.0	ug/L	1	07/12/23	MH	SW8260C
trans-1,2-Dichloroethene	ND	1.0	ug/L	1	07/12/23	MH	SW8260C
trans-1,3-Dichloropropene	ND	0.40	ug/L	1	07/12/23	MH	SW8260C
trans-1,4-dichloro-2-butene	ND	5.0	ug/L	1	07/12/23	MH	SW8260C
Trichloroethene	ND	1.0	ug/L	1	07/12/23	MH	SW8260C
Trichlorofluoromethane	ND	1.0	ug/L	1	07/12/23	MH	SW8260C
Trichlorotrifluoroethane	ND	1.0	ug/L	1	07/12/23	MH	SW8260C
Vinyl chloride	ND	1.0	ug/L	1	07/12/23	MH	SW8260C
QA/QC Surrogates							
% 1,2-dichlorobenzene-d4	100		%	1	07/12/23	MH	70 - 130 %
% Bromofluorobenzene	96		%	1	07/12/23	MH	70 - 130 %
% Dibromofluoromethane	97		%	1	07/12/23	MH	70 - 130 %
% Toluene-d8	100		%	1	07/12/23	MH	70 - 130 %
Semivolatiles by SIM, PAH							
2-Methylnaphthalene	ND	0.51	ug/L	1	07/13/23	KCA	SW8270D (SIM)
Acenaphthene	2.0	0.51	ug/L	1	07/13/23	KCA	SW8270D (SIM)
Acenaphthylene	3.0	0.31	ug/L	1	07/13/23	KCA	SW8270D (SIM)
Anthracene	1.9	0.51	ug/L	1	07/13/23	KCA	SW8270D (SIM)
Benz(a)anthracene	0.24	0.05	ug/L	1	07/13/23	KCA	SW8270D (SIM)
Benzo(a)pyrene	1.4	0.20	ug/L	1	07/13/23	KCA	SW8270D (SIM)
Benzo(b)fluoranthene	1.2	0.07	ug/L	1	07/13/23	KCA	SW8270D (SIM)
Benzo(ghi)perylene	2.1	0.49	ug/L	1	07/13/23	KCA	SW8270D (SIM)
Benzo(k)fluoranthene	0.80	0.31	ug/L	1	07/13/23	KCA	SW8270D (SIM)
Chrysene	ND	0.51	ug/L	1	07/13/23	KCA	SW8270D (SIM)
Dibenz(a,h)anthracene	0.41	0.10	ug/L	1	07/13/23	KCA	SW8270D (SIM)
Fluoranthene	ND	0.51	ug/L	1	07/13/23	KCA	SW8270D (SIM)
Fluorene	1.5	0.51	ug/L	1	07/13/23	KCA	SW8270D (SIM)
Indeno(1,2,3-cd)pyrene	2.0	0.10	ug/L	1	07/13/23	KCA	SW8270D (SIM)
Naphthalene	ND	0.51	ug/L	1	07/13/23	KCA	SW8270D (SIM)
Phenanthrene	0.11	0.06	ug/L	1	07/13/23	KCA	SW8270D (SIM)
Pyrene	ND	0.51	ug/L	1	07/13/23	KCA	SW8270D (SIM)
QA/QC Surrogates							
% 2-Fluorobiphenyl	66		%	1	07/13/23	KCA	30 - 130 %
% Nitrobenzene-d5	84		%	1	07/13/23	KCA	30 - 130 %

Ver 1

Project ID: ROCKVILLE FORMER MGP
Client ID: MW-39S

Phoenix I.D.: CO48058

Parameter	Result	RL/ PQL	Units	Dilution	Date/Time	By	Reference
% Terphenyl-d14	40		%	1	07/13/23	KCA	30 - 130 %

RL/PQL=Reporting/Practical Quantitation Level ND=Not Detected BRL=Below Reporting Level
QA/QC Surrogates: Surrogates are compounds (preceeded with a %) added by the lab to determine analysis efficiency. Surrogate results(%) listed in the report are not "detected" compounds.

Comments:

TPH Comment:
**Petroleum hydrocarbon chromatogram contains a multicomponent hydrocarbon distribution in the range of C9 to C36. The sample was quantitated against a C9-C36 alkane hydrocarbon standard.

If you are the client above and have any questions concerning this testing, please do not hesitate to contact Phoenix Client Services at ext.200.
The contents of this report cannot be discussed with anyone other than the client listed above without their written consent.

Phyllis Shiller, Laboratory Director
July 24, 2023
Reviewed and Released by: Ethan Lee, Project Manager

Environmental Laboratories, Inc.
587 East Middle Turnpike, P.O.Box 370, Manchester, CT 06045
Tel. (860) 645-1102 Fax (860) 645-0823

Analysis Report

July 24, 2023

FOR: Attn:Jeffrey Holden
GEI Consultants
455 Winding Brook Drive
Suite 201
Glastonbury, CT 06033

Sample Information		Custody Information		Date	Time
Matrix:	GROUND WATER	Collected by:		07/11/23	15:00
Location Code:	GEI-EVER	Received by:	SR1	07/11/23	16:38
Rush Request:	Standard	Analyzed by:	see "By" below		
P.O.#:	2200138-1.4				

Laboratory Data

SDG ID: GCO48054
Phoenix ID: CO48059

Project ID: ROCKVILLE FORMER MGP
Client ID: FB-071123

Parameter	Result	RL/ PQL	Units	Dilution	Date/Time	By	Reference
Silver	< 0.001	0.001	mg/L	1	07/15/23	CPP	SW6010D
Arsenic	< 0.004	0.004	mg/L	1	07/15/23	CPP	SW6010D
Barium	< 0.002	0.002	mg/L	1	07/15/23	CPP	SW6010D
Beryllium	< 0.001	0.001	mg/L	1	07/15/23	CPP	SW6010D
Cadmium	< 0.001	0.001	mg/L	1	07/15/23	CPP	SW6010D
Chromium	< 0.001	0.001	mg/L	1	07/15/23	CPP	SW6010D
Copper	< 0.005	0.005	mg/L	1	07/15/23	CPP	SW6010D
Mercury	< 0.0002	0.0002	mg/L	1	07/12/23	AL1	SW7470A
Nickel	< 0.001	0.001	mg/L	1	07/15/23	CPP	SW6010D
Lead	< 0.001	0.001	mg/L	1	07/15/23	CPP	SW6010D
Antimony	< 0.005	0.005	mg/L	1	07/15/23	CPP	SW6010D
Selenium	< 0.010	0.010	mg/L	1	07/15/23	CPP	SW6010D
Thallium	< 0.0005	0.0005	mg/L	5	07/21/23	MGH	SW6020B
Vanadium	< 0.002	0.002	mg/L	1	07/15/23	CPP	SW6010D
Zinc	< 0.004	0.004	mg/L	1	07/15/23	CPP	SW6010D
Total Cyanide	< 0.010	0.010	mg/L	1	07/12/23	CL/NP/DK	SW9010C/SW9012B
Extraction of ETPH	Completed				07/12/23	X/MQ	SW3510C/SW3520C
Mercury Digestion	Completed				07/12/23	ZT/AL	SW7470A
Semi-Volatile Extraction	Completed				07/14/23	P/K	SW3520C
Total Metals Digestion	Completed				07/13/23	AG	SW3010A
Total Metals Digestion MS	Completed				07/12/23	AG	SW3010A
TPH by GC (Extractable Products)							
Ext. Petroleum H.C. (C9-C36)	ND	0.075	mg/L	1	07/13/23	KCA	CTETPH
Identification	ND		mg/L	1	07/13/23	KCA	CTETPH
QA/QC Surrogates							
% Terphenyl (surr)	87		%	1	07/13/23	KCA	50 - 150 %

Ver 1

Project ID: ROCKVILLE FORMER MGP
Client ID: FB-071123

Phoenix I.D.: CO48059

Parameter	Result	RL/ PQL	Units	Dilution	Date/Time	By	Reference
Volatiles							
1,1,1,2-Tetrachloroethane	ND	1.0	ug/L	1	07/12/23	MH	SW8260C
1,1,1-Trichloroethane	ND	1.0	ug/L	1	07/12/23	MH	SW8260C
1,1,2,2-Tetrachloroethane	ND	0.50	ug/L	1	07/12/23	MH	SW8260C
1,1,2-Trichloroethane	ND	1.0	ug/L	1	07/12/23	MH	SW8260C
1,1-Dichloroethane	ND	1.0	ug/L	1	07/12/23	MH	SW8260C
1,1-Dichloroethene	ND	1.0	ug/L	1	07/12/23	MH	SW8260C
1,1-Dichloropropene	ND	1.0	ug/L	1	07/12/23	MH	SW8260C
1,2,3-Trichlorobenzene	ND	1.0	ug/L	1	07/12/23	MH	SW8260C
1,2,3-Trichloropropane	ND	1.0	ug/L	1	07/12/23	MH	SW8260C
1,2,4-Trichlorobenzene	ND	1.0	ug/L	1	07/12/23	MH	SW8260C
1,2,4-Trimethylbenzene	ND	1.0	ug/L	1	07/12/23	MH	SW8260C
1,2-Dibromo-3-chloropropane	ND	0.50	ug/L	1	07/12/23	MH	SW8260C
1,2-Dibromoethane	ND	0.25	ug/L	1	07/12/23	MH	SW8260C
1,2-Dichlorobenzene	ND	1.0	ug/L	1	07/12/23	MH	SW8260C
1,2-Dichloroethane	ND	0.60	ug/L	1	07/12/23	MH	SW8260C
1,2-Dichloropropane	ND	1.0	ug/L	1	07/12/23	MH	SW8260C
1,3,5-Trimethylbenzene	ND	1.0	ug/L	1	07/12/23	MH	SW8260C
1,3-Dichlorobenzene	ND	1.0	ug/L	1	07/12/23	MH	SW8260C
1,3-Dichloropropane	ND	1.0	ug/L	1	07/12/23	MH	SW8260C
1,4-Dichlorobenzene	ND	1.0	ug/L	1	07/12/23	MH	SW8260C
2,2-Dichloropropane	ND	1.0	ug/L	1	07/12/23	MH	SW8260C
2-Chlorotoluene	ND	1.0	ug/L	1	07/12/23	MH	SW8260C
2-Hexanone	ND	5.0	ug/L	1	07/12/23	MH	SW8260C
2-Isopropyltoluene	ND	1.0	ug/L	1	07/12/23	MH	SW8260C
4-Chlorotoluene	ND	1.0	ug/L	1	07/12/23	MH	SW8260C
4-Methyl-2-pentanone	ND	5.0	ug/L	1	07/12/23	MH	SW8260C
Acetone	ND	25	ug/L	1	07/12/23	MH	SW8260C
Acrylonitrile	ND	0.50	ug/L	1	07/12/23	MH	SW8260C
Benzene	ND	0.70	ug/L	1	07/12/23	MH	SW8260C
Bromobenzene	ND	1.0	ug/L	1	07/12/23	MH	SW8260C
Bromochloromethane	ND	1.0	ug/L	1	07/12/23	MH	SW8260C
Bromodichloromethane	ND	0.50	ug/L	1	07/12/23	MH	SW8260C
Bromoform	ND	1.0	ug/L	1	07/12/23	MH	SW8260C
Bromomethane	ND	1.0	ug/L	1	07/12/23	MH	SW8260C
Carbon Disulfide	ND	5.0	ug/L	1	07/12/23	MH	SW8260C
Carbon tetrachloride	ND	1.0	ug/L	1	07/12/23	MH	SW8260C
Chlorobenzene	ND	1.0	ug/L	1	07/12/23	MH	SW8260C
Chloroethane	ND	1.0	ug/L	1	07/12/23	MH	SW8260C
Chloroform	ND	1.0	ug/L	1	07/12/23	MH	SW8260C
Chloromethane	ND	1.0	ug/L	1	07/12/23	MH	SW8260C
cis-1,2-Dichloroethene	ND	1.0	ug/L	1	07/12/23	MH	SW8260C
cis-1,3-Dichloropropene	ND	0.40	ug/L	1	07/12/23	MH	SW8260C
Dibromochloromethane	ND	0.50	ug/L	1	07/12/23	MH	SW8260C
Dibromomethane	ND	1.0	ug/L	1	07/12/23	MH	SW8260C
Dichlorodifluoromethane	ND	1.0	ug/L	1	07/12/23	MH	SW8260C
Ethylbenzene	ND	1.0	ug/L	1	07/12/23	MH	SW8260C
Hexachlorobutadiene	ND	0.40	ug/L	1	07/12/23	MH	SW8260C
Isopropylbenzene	ND	1.0	ug/L	1	07/12/23	MH	SW8260C

Ver 1

Project ID: ROCKVILLE FORMER MGP
Client ID: FB-071123
Phoenix I.D.: CO48059

Parameter	Result	RL/ PQL	Units	Dilution	Date/Time	By	Reference
m&p-Xylene	ND	1.0	ug/L	1	07/12/23	MH	SW8260C
Methyl ethyl ketone	ND	5.0	ug/L	1	07/12/23	MH	SW8260C
Methyl t-butyl ether (MTBE)	ND	1.0	ug/L	1	07/12/23	MH	SW8260C
Methylene chloride	ND	1.0	ug/L	1	07/12/23	MH	SW8260C
Naphthalene	ND	1.0	ug/L	1	07/12/23	MH	SW8260C
n-Butylbenzene	ND	1.0	ug/L	1	07/12/23	MH	SW8260C
n-Propylbenzene	ND	1.0	ug/L	1	07/12/23	MH	SW8260C
o-Xylene	ND	1.0	ug/L	1	07/12/23	MH	SW8260C
p-Isopropyltoluene	ND	1.0	ug/L	1	07/12/23	MH	SW8260C
sec-Butylbenzene	ND	1.0	ug/L	1	07/12/23	MH	SW8260C
Styrene	ND	1.0	ug/L	1	07/12/23	MH	SW8260C
tert-Butylbenzene	ND	1.0	ug/L	1	07/12/23	MH	SW8260C
Tetrachloroethene	ND	1.0	ug/L	1	07/12/23	MH	SW8260C
Tetrahydrofuran (THF)	ND	2.5	ug/L	1	07/12/23	MH	SW8260C
Toluene	ND	1.0	ug/L	1	07/12/23	MH	SW8260C
Total Xylenes	ND	1.0	ug/L	1	07/12/23	MH	SW8260C
trans-1,2-Dichloroethene	ND	1.0	ug/L	1	07/12/23	MH	SW8260C
trans-1,3-Dichloropropene	ND	0.40	ug/L	1	07/12/23	MH	SW8260C
trans-1,4-dichloro-2-butene	ND	5.0	ug/L	1	07/12/23	MH	SW8260C
Trichloroethene	ND	1.0	ug/L	1	07/12/23	MH	SW8260C
Trichlorofluoromethane	ND	1.0	ug/L	1	07/12/23	MH	SW8260C
Trichlorotrifluoroethane	ND	1.0	ug/L	1	07/12/23	MH	SW8260C
Vinyl chloride	ND	1.0	ug/L	1	07/12/23	MH	SW8260C
QA/QC Surrogates							
% 1,2-dichlorobenzene-d4	99		%	1	07/12/23	MH	70 - 130 %
% Bromofluorobenzene	95		%	1	07/12/23	MH	70 - 130 %
% Dibromofluoromethane	96		%	1	07/12/23	MH	70 - 130 %
% Toluene-d8	99		%	1	07/12/23	MH	70 - 130 %
Semivolatiles by SIM, PAH							
2-Methylnaphthalene	ND	0.52	ug/L	1	07/17/23	KCA	SW8270D (SIM)
Acenaphthene	ND	0.52	ug/L	1	07/17/23	KCA	SW8270D (SIM)
Acenaphthylene	ND	0.31	ug/L	1	07/17/23	KCA	SW8270D (SIM)
Anthracene	ND	0.52	ug/L	1	07/17/23	KCA	SW8270D (SIM)
Benz(a)anthracene	ND	0.05	ug/L	1	07/17/23	KCA	SW8270D (SIM)
Benzo(a)pyrene	ND	0.20	ug/L	1	07/17/23	KCA	SW8270D (SIM)
Benzo(b)fluoranthene	ND	0.07	ug/L	1	07/17/23	KCA	SW8270D (SIM)
Benzo(ghi)perylene	ND	0.48	ug/L	1	07/17/23	KCA	SW8270D (SIM)
Benzo(k)fluoranthene	ND	0.31	ug/L	1	07/17/23	KCA	SW8270D (SIM)
Chrysene	ND	0.52	ug/L	1	07/17/23	KCA	SW8270D (SIM)
Dibenz(a,h)anthracene	ND	0.10	ug/L	1	07/17/23	KCA	SW8270D (SIM)
Fluoranthene	ND	0.52	ug/L	1	07/17/23	KCA	SW8270D (SIM)
Fluorene	ND	0.52	ug/L	1	07/17/23	KCA	SW8270D (SIM)
Indeno(1,2,3-cd)pyrene	ND	0.10	ug/L	1	07/17/23	KCA	SW8270D (SIM)
Naphthalene	ND	0.52	ug/L	1	07/17/23	KCA	SW8270D (SIM)
Phenanthrene	ND	0.06	ug/L	1	07/17/23	KCA	SW8270D (SIM)
Pyrene	ND	0.52	ug/L	1	07/17/23	KCA	SW8270D (SIM)
QA/QC Surrogates							
% 2-Fluorobiphenyl	66		%	1	07/17/23	KCA	30 - 130 %
% Nitrobenzene-d5	69		%	1	07/17/23	KCA	30 - 130 %

Ver 1

Project ID: ROCKVILLE FORMER MGP
Client ID: FB-071123

Phoenix I.D.: CO48059

Parameter	Result	RL/ PQL	Units	Dilution	Date/Time	By	Reference
% Terphenyl-d14	97		%	1	07/17/23	KCA	30 - 130 %

RL/PQL=Reporting/Practical Quantitation Level ND=Not Detected BRL=Below Reporting Level
QA/QC Surrogates: Surrogates are compounds (preceeded with a %) added by the lab to determine analysis efficiency. Surrogate results(%) listed in the report are not "detected" compounds.

Comments:

If you are the client above and have any questions concerning this testing, please do not hesitate to contact Phoenix Client Services at ext.200.
The contents of this report cannot be discussed with anyone other than the client listed above without their written consent.

Phyllis Shiller, Laboratory Director
July 24, 2023
Reviewed and Released by: Ethan Lee, Project Manager

Environmental Laboratories, Inc.
587 East Middle Turnpike, P.O.Box 370, Manchester, CT 06045
Tel. (860) 645-1102 Fax (860) 645-0823

Analysis Report

July 24, 2023

FOR: Attn:Jeffrey Holden
GEI Consultants
455 Winding Brook Drive
Suite 201
Glastonbury, CT 06033

Sample Information		Custody Information		Date	Time
Matrix:	GROUND WATER	Collected by:		07/11/23	12:00
Location Code:	GEI-EVER	Received by:	SR1	07/11/23	16:38
Rush Request:	Standard	Analyzed by:	see "By" below		
P.O.#:	2200138-1.4				

Laboratory Data

SDG ID: GCO48054
Phoenix ID: CO48060

Project ID: ROCKVILLE FORMER MGP
Client ID: DUP-1

Parameter	Result	RL/ PQL	Units	Dilution	Date/Time	By	Reference
Silver	< 0.001	0.001	mg/L	1	07/15/23	CPP	SW6010D
Arsenic	< 0.004	0.004	mg/L	1	07/15/23	CPP	SW6010D
Barium	0.043	0.002	mg/L	1	07/15/23	CPP	SW6010D
Beryllium	< 0.001	0.001	mg/L	1	07/15/23	CPP	SW6010D
Cadmium	< 0.001	0.001	mg/L	1	07/15/23	CPP	SW6010D
Chromium	0.005	0.001	mg/L	1	07/15/23	CPP	SW6010D
Copper	< 0.005	0.005	mg/L	1	07/15/23	CPP	SW6010D
Mercury	< 0.0002	0.0002	mg/L	1	07/12/23	AL1	SW7470A
Nickel	0.002	0.001	mg/L	1	07/15/23	CPP	SW6010D
Lead	0.002	0.001	mg/L	1	07/15/23	CPP	SW6010D
Antimony	< 0.005	0.005	mg/L	1	07/15/23	CPP	SW6010D
Selenium	< 0.010	0.010	mg/L	1	07/15/23	CPP	SW6010D
Thallium	< 0.0005	0.0005	mg/L	5	07/21/23	MGH	SW6020B
Vanadium	0.008	0.002	mg/L	1	07/15/23	CPP	SW6010D
Zinc	0.012	0.004	mg/L	1	07/15/23	CPP	SW6010D
Total Cyanide	< 0.010	0.010	mg/L	1	07/12/23	CL/NP/DK	SW9010C/SW9012B
Extraction of ETPH	Completed				07/12/23	X/MQ	SW3510C/SW3520C
Mercury Digestion	Completed				07/12/23	ZT/AL	SW7470A
Semi-Volatile Extraction	Completed				07/12/23	X/MQ	SW3520C
Total Metals Digestion	Completed				07/13/23	AG	SW3010A
Total Metals Digestion MS	Completed				07/12/23	AG	SW3010A
TPH by GC (Extractable Products)							
Ext. Petroleum H.C. (C9-C36)	ND	0.066	mg/L	1	07/13/23	KCA	CTETPH
Identification	ND		mg/L	1	07/13/23	KCA	CTETPH
QA/QC Surrogates							
% Terphenyl (surr)	81		%	1	07/13/23	KCA	50 - 150 %

Ver 1

Project ID: ROCKVILLE FORMER MGP
Client ID: DUP-1

Phoenix I.D.: CO48060

Parameter	Result	RL/ PQL	Units	Dilution	Date/Time	By	Reference
Volatiles							
1,1,1,2-Tetrachloroethane	ND	1.0	ug/L	1	07/12/23	MH	SW8260C
1,1,1-Trichloroethane	ND	1.0	ug/L	1	07/12/23	MH	SW8260C
1,1,2,2-Tetrachloroethane	ND	0.50	ug/L	1	07/12/23	MH	SW8260C
1,1,2-Trichloroethane	ND	1.0	ug/L	1	07/12/23	MH	SW8260C
1,1-Dichloroethane	ND	1.0	ug/L	1	07/12/23	MH	SW8260C
1,1-Dichloroethene	ND	1.0	ug/L	1	07/12/23	MH	SW8260C
1,1-Dichloropropene	ND	1.0	ug/L	1	07/12/23	MH	SW8260C
1,2,3-Trichlorobenzene	ND	1.0	ug/L	1	07/12/23	MH	SW8260C
1,2,3-Trichloropropane	ND	1.0	ug/L	1	07/12/23	MH	SW8260C
1,2,4-Trichlorobenzene	ND	1.0	ug/L	1	07/12/23	MH	SW8260C
1,2,4-Trimethylbenzene	ND	1.0	ug/L	1	07/12/23	MH	SW8260C
1,2-Dibromo-3-chloropropane	ND	0.50	ug/L	1	07/12/23	MH	SW8260C
1,2-Dibromoethane	ND	0.25	ug/L	1	07/12/23	MH	SW8260C
1,2-Dichlorobenzene	ND	1.0	ug/L	1	07/12/23	MH	SW8260C
1,2-Dichloroethane	ND	0.60	ug/L	1	07/12/23	MH	SW8260C
1,2-Dichloropropane	ND	1.0	ug/L	1	07/12/23	MH	SW8260C
1,3,5-Trimethylbenzene	ND	1.0	ug/L	1	07/12/23	MH	SW8260C
1,3-Dichlorobenzene	ND	1.0	ug/L	1	07/12/23	MH	SW8260C
1,3-Dichloropropane	ND	1.0	ug/L	1	07/12/23	MH	SW8260C
1,4-Dichlorobenzene	ND	1.0	ug/L	1	07/12/23	MH	SW8260C
2,2-Dichloropropane	ND	1.0	ug/L	1	07/12/23	MH	SW8260C
2-Chlorotoluene	ND	1.0	ug/L	1	07/12/23	MH	SW8260C
2-Hexanone	ND	5.0	ug/L	1	07/12/23	MH	SW8260C
2-Isopropyltoluene	ND	1.0	ug/L	1	07/12/23	MH	SW8260C
4-Chlorotoluene	ND	1.0	ug/L	1	07/12/23	MH	SW8260C
4-Methyl-2-pentanone	ND	5.0	ug/L	1	07/12/23	MH	SW8260C
Acetone	ND	25	ug/L	1	07/12/23	MH	SW8260C
Acrylonitrile	ND	0.50	ug/L	1	07/12/23	MH	SW8260C
Benzene	ND	0.70	ug/L	1	07/12/23	MH	SW8260C
Bromobenzene	ND	1.0	ug/L	1	07/12/23	MH	SW8260C
Bromochloromethane	ND	1.0	ug/L	1	07/12/23	MH	SW8260C
Bromodichloromethane	ND	0.50	ug/L	1	07/12/23	MH	SW8260C
Bromoform	ND	1.0	ug/L	1	07/12/23	MH	SW8260C
Bromomethane	ND	1.0	ug/L	1	07/12/23	MH	SW8260C
Carbon Disulfide	ND	5.0	ug/L	1	07/12/23	MH	SW8260C
Carbon tetrachloride	ND	1.0	ug/L	1	07/12/23	MH	SW8260C
Chlorobenzene	ND	1.0	ug/L	1	07/12/23	MH	SW8260C
Chloroethane	ND	1.0	ug/L	1	07/12/23	MH	SW8260C
Chloroform	ND	1.0	ug/L	1	07/12/23	MH	SW8260C
Chloromethane	ND	1.0	ug/L	1	07/12/23	MH	SW8260C
cis-1,2-Dichloroethene	ND	1.0	ug/L	1	07/12/23	MH	SW8260C
cis-1,3-Dichloropropene	ND	0.40	ug/L	1	07/12/23	MH	SW8260C
Dibromochloromethane	ND	0.50	ug/L	1	07/12/23	MH	SW8260C
Dibromomethane	ND	1.0	ug/L	1	07/12/23	MH	SW8260C
Dichlorodifluoromethane	ND	1.0	ug/L	1	07/12/23	MH	SW8260C
Ethylbenzene	ND	1.0	ug/L	1	07/12/23	MH	SW8260C
Hexachlorobutadiene	ND	0.40	ug/L	1	07/12/23	MH	SW8260C
Isopropylbenzene	ND	1.0	ug/L	1	07/12/23	MH	SW8260C

Ver 1

Project ID: ROCKVILLE FORMER MGP
Client ID: DUP-1

Phoenix I.D.: CO48060

Parameter	Result	RL/ PQL	Units	Dilution	Date/Time	By	Reference
m&p-Xylene	ND	1.0	ug/L	1	07/12/23	MH	SW8260C
Methyl ethyl ketone	ND	5.0	ug/L	1	07/12/23	MH	SW8260C
Methyl t-butyl ether (MTBE)	ND	1.0	ug/L	1	07/12/23	MH	SW8260C
Methylene chloride	ND	1.0	ug/L	1	07/12/23	MH	SW8260C
Naphthalene	ND	1.0	ug/L	1	07/12/23	MH	SW8260C
n-Butylbenzene	ND	1.0	ug/L	1	07/12/23	MH	SW8260C
n-Propylbenzene	ND	1.0	ug/L	1	07/12/23	MH	SW8260C
o-Xylene	ND	1.0	ug/L	1	07/12/23	MH	SW8260C
p-Isopropyltoluene	ND	1.0	ug/L	1	07/12/23	MH	SW8260C
sec-Butylbenzene	ND	1.0	ug/L	1	07/12/23	MH	SW8260C
Styrene	ND	1.0	ug/L	1	07/12/23	MH	SW8260C
tert-Butylbenzene	ND	1.0	ug/L	1	07/12/23	MH	SW8260C
Tetrachloroethene	ND	1.0	ug/L	1	07/12/23	MH	SW8260C
Tetrahydrofuran (THF)	ND	2.5	ug/L	1	07/12/23	MH	SW8260C
Toluene	ND	1.0	ug/L	1	07/12/23	MH	SW8260C
Total Xylenes	ND	1.0	ug/L	1	07/12/23	MH	SW8260C
trans-1,2-Dichloroethene	ND	1.0	ug/L	1	07/12/23	MH	SW8260C
trans-1,3-Dichloropropene	ND	0.40	ug/L	1	07/12/23	MH	SW8260C
trans-1,4-dichloro-2-butene	ND	5.0	ug/L	1	07/12/23	MH	SW8260C
Trichloroethene	ND	1.0	ug/L	1	07/12/23	MH	SW8260C
Trichlorofluoromethane	ND	1.0	ug/L	1	07/12/23	MH	SW8260C
Trichlorotrifluoroethane	ND	1.0	ug/L	1	07/12/23	MH	SW8260C
Vinyl chloride	ND	1.0	ug/L	1	07/12/23	MH	SW8260C
QA/QC Surrogates							
% 1,2-dichlorobenzene-d4	102		%	1	07/12/23	MH	70 - 130 %
% Bromofluorobenzene	95		%	1	07/12/23	MH	70 - 130 %
% Dibromofluoromethane	93		%	1	07/12/23	MH	70 - 130 %
% Toluene-d8	99		%	1	07/12/23	MH	70 - 130 %
Semivolatiles by SIM, PAH							
2-Methylnaphthalene	ND	0.47	ug/L	1	07/13/23	KCA	SW8270D (SIM)
Acenaphthene	ND	0.47	ug/L	1	07/13/23	KCA	SW8270D (SIM)
Acenaphthylene	ND	0.28	ug/L	1	07/13/23	KCA	SW8270D (SIM)
Anthracene	ND	0.47	ug/L	1	07/13/23	KCA	SW8270D (SIM)
Benz(a)anthracene	0.08	0.05	ug/L	1	07/13/23	KCA	SW8270D (SIM)
Benzo(a)pyrene	ND	0.19	ug/L	1	07/13/23	KCA	SW8270D (SIM)
Benzo(b)fluoranthene	0.21	0.07	ug/L	1	07/13/23	KCA	SW8270D (SIM)
Benzo(ghi)perylene	ND	0.45	ug/L	1	07/13/23	KCA	SW8270D (SIM)
Benzo(k)fluoranthene	ND	0.28	ug/L	1	07/13/23	KCA	SW8270D (SIM)
Chrysene	ND	0.47	ug/L	1	07/13/23	KCA	SW8270D (SIM)
Dibenz(a,h)anthracene	ND	0.09	ug/L	1	07/13/23	KCA	SW8270D (SIM)
Fluoranthene	ND	0.47	ug/L	1	07/13/23	KCA	SW8270D (SIM)
Fluorene	ND	0.47	ug/L	1	07/13/23	KCA	SW8270D (SIM)
Indeno(1,2,3-cd)pyrene	0.12	0.09	ug/L	1	07/13/23	KCA	SW8270D (SIM)
Naphthalene	ND	0.47	ug/L	1	07/13/23	KCA	SW8270D (SIM)
Phenanthrene	0.14	0.06	ug/L	1	07/13/23	KCA	SW8270D (SIM)
Pyrene	ND	0.47	ug/L	1	07/13/23	KCA	SW8270D (SIM)
QA/QC Surrogates							
% 2-Fluorobiphenyl	84		%	1	07/13/23	KCA	30 - 130 %
% Nitrobenzene-d5	88		%	1	07/13/23	KCA	30 - 130 %

Ver 1

Project ID: ROCKVILLE FORMER MGP
Client ID: DUP-1

Phoenix I.D.: CO48060

Parameter	Result	RL/ PQL	Units	Dilution	Date/Time	By	Reference
% Terphenyl-d14	80		%	1	07/13/23	KCA	30 - 130 %

RL/PQL=Reporting/Practical Quantitation Level ND=Not Detected BRL=Below Reporting Level
QA/QC Surrogates: Surrogates are compounds (preceeded with a %) added by the lab to determine analysis efficiency. Surrogate results(%) listed in the report are not "detected" compounds.

Comments:

If you are the client above and have any questions concerning this testing, please do not hesitate to contact Phoenix Client Services at ext.200.
The contents of this report cannot be discussed with anyone other than the client listed above without their written consent.

Phyllis Shiller, Laboratory Director
July 24, 2023
Reviewed and Released by: Ethan Lee, Project Manager

Environmental Laboratories, Inc.
587 East Middle Turnpike, P.O.Box 370, Manchester, CT 06045
Tel. (860) 645-1102

QA/QC Report

July 24, 2023

QA/QC Data

SDG I.D.: GCO48054

Parameter	Blank	Blk RL	Sample Result	Dup Result	Dup RPD	LCS %	LCSD %	LCS RPD	MS %	MSD %	MS RPD	% Rec Limits	% RPD Limits
QA/QC Batch 686560 (mg/L), QC Sample No: CO47882 (CO48055, CO48056, CO48057, CO48058, CO48059, CO48060)													
Mercury - Water	BRL	0.0002	<0.0002	<0.0002	NC	94.9			100			80 - 120	20
Comment:													
Additional Mercury criteria: LCS acceptance range for waters is 80-120% and for soils is 70-130%. MS acceptance range is 75-125%.													
QA/QC Batch 686884 (mg/L), QC Sample No: CO47937 (CO48055, CO48056, CO48057, CO48058, CO48059, CO48060)													
ICP Metals - Aqueous													
Antimony	BRL	0.005	<0.005	<0.005	NC	99.9	100	0.1	99.8			80 - 120	20
Arsenic	BRL	0.004	<0.004	<0.004	NC	97.8	97.9	0.1	97.9			80 - 120	20
Barium	BRL	0.002	0.005	0.005	NC	101	102	1.0	101			80 - 120	20
Beryllium	BRL	0.001	<0.001	<0.001	NC	102	102	0.0	102			80 - 120	20
Cadmium	BRL	0.001	<0.001	<0.001	NC	99.1	99.3	0.2	98.9			80 - 120	20
Chromium	BRL	0.001	<0.001	<0.001	NC	98.9	98.7	0.2	99.0			80 - 120	20
Copper	BRL	0.005	<0.005	<0.005	NC	101	101	0.0	102			80 - 120	20
Lead	BRL	0.001	0.001	<0.001	NC	100	101	1.0	99.9			80 - 120	20
Nickel	BRL	0.001	0.002	0.002	NC	99.6	99.1	0.5	99.5			80 - 120	20
Selenium	BRL	0.010	<0.010	<0.010	NC	97.9	97.7	0.2	96.4			80 - 120	20
Silver	BRL	0.001	<0.001	<0.001	NC	100	101	1.0	101			80 - 120	20
Vanadium	BRL	0.002	<0.002	<0.002	NC	98.7	99.1	0.4	98.9			80 - 120	20
Zinc	BRL	0.004	0.004	0.005	NC	97.7	97.7	0.0	98.2			80 - 120	20
Comment:													
Additional Criteria: LCS acceptance range is 80-120% MS acceptance range 75-125%.													
QA/QC Batch 686660 (mg/L), QC Sample No: CO48189 5X (CO48055, CO48056, CO48057, CO48058, CO48059, CO48060)													
ICP MS Metals - Aqueous													
Thallium	BRL	0.0005	<0.0005	<0.0005	NC	99.0	96.8	2.2	98.8			80 - 120	20
Comment:													
Additional Criteria: LCS acceptance range is 80-120% MS acceptance range 75-125%.													

Environmental Laboratories, Inc.
587 East Middle Turnpike, P.O.Box 370, Manchester, CT 06045
Tel. (860) 645-1102

QA/QC Report

July 24, 2023

QA/QC Data

SDG I.D.: GCO48054

Parameter	Blank	Blk RL	Sample Result	Dup Result	Dup RPD	LCS %	LCSD %	LCS RPD	MS %	MSD %	MS RPD	% Rec Limits	% RPD Limits
QA/QC Batch 686484 (mg/L), QC Sample No: CO48059 (CO48055, CO48056, CO48057, CO48058, CO48059, CO48060)													
Total Cyanide	BRL	0.010	<0.010	<0.010	NC	103			107			90 - 110	20
Comment:													
Additional: LCS acceptance range is 80-120% for soils MS acceptance range 75-125% for soils													

Environmental Laboratories, Inc.
587 East Middle Turnpike, P.O.Box 370, Manchester, CT 06045
Tel. (860) 645-1102

QA/QC Report

July 24, 2023

QA/QC Data

SDG I.D.: GCO48054

Parameter	Blank	Blk RL	LCS %	LCSD %	LCS RPD	MS %	MSD %	MS RPD	% Rec Limits	% RPD Limits
QA/QC Batch 686664 (mg/L), QC Sample No: CO47782 (CO48055, CO48056, CO48057, CO48059, CO48060)										
TPH by GC (Extractable Products) - Ground Water										
Ext. Petroleum H.C. (C9-C36)	ND	0.10	111	134	18.8				60 - 120	30
% Terphenyl (surr)	91	%	92	102	10.3				50 - 150	20
Comment:										
Additional surrogate criteria: LCS acceptance range is 60-120% MS acceptance range 50-150%. The ETPH/DRO LCS has been normalized based on the alkane calibration.										
QA/QC Batch 687505 (mg/L), QC Sample No: CO51297 (CO48058)										
TPH by GC (Extractable Products) - Ground Water										
Ext. Petroleum H.C. (C9-C36)	ND	0.10	116	105	10.0				60 - 120	30
% Terphenyl (surr)	81	%	87	89	2.3				50 - 150	20
Comment:										
Additional surrogate criteria: LCS acceptance range is 60-120% MS acceptance range 50-150%. The ETPH/DRO LCS has been normalized based on the alkane calibration.										
QA/QC Batch 686720 (ug/L), QC Sample No: CO47342 (CO48055, CO48056, CO48057, CO48058, CO48060)										
Semivolatiles by SIM, PAH - Ground Water										
2-Methylnaphthalene	ND	0.50	81	69	16.0				30 - 130	20
Acenaphthene	ND	0.50	93	88	5.5				30 - 130	20
Acenaphthylene	ND	0.10	83	81	2.4				30 - 130	20
Anthracene	ND	0.10	97	93	4.2				30 - 130	20
Benz(a)anthracene	ND	0.05	98	91	7.4				30 - 130	20
Benzo(a)pyrene	ND	0.20	112	105	6.5				30 - 130	20
Benzo(b)fluoranthene	ND	0.07	99	92	7.3				30 - 130	20
Benzo(ghi)perylene	ND	0.02	98	92	6.3				30 - 130	20
Benzo(k)fluoranthene	ND	0.10	97	91	6.4				30 - 130	20
Chrysene	ND	0.05	95	89	6.5				30 - 130	20
Dibenz(a,h)anthracene	ND	0.02	105	98	6.9				30 - 130	20
Fluoranthene	ND	0.50	98	94	4.2				30 - 130	20
Fluorene	ND	0.10	93	87	6.7				30 - 130	20
Indeno(1,2,3-cd)pyrene	ND	0.10	107	99	7.8				30 - 130	20
Naphthalene	ND	0.50	78	65	18.2				30 - 130	20
Phenanthrene	ND	0.06	86	84	2.4				30 - 130	20
Pyrene	ND	0.07	99	95	4.1				30 - 130	20
% 2-Fluorobiphenyl	42	%	79	77	2.6				30 - 130	20
% Nitrobenzene-d5	48	%	90	93	3.3				30 - 130	20
% Terphenyl-d14	45	%	93	91	2.2				30 - 130	20
Comment:										
Additional 8270 criteria:20% of compounds can be outside of acceptance criteria as long as recovery is at least 10%. (Acid surrogates acceptance range for aqueous samples: 15-110%, for soils 30-130%)										
QA/QC Batch 687099 (ug/L), QC Sample No: CO50291 (CO48059)										
Semivolatiles by SIM, PAH - Ground Water										
2-Methylnaphthalene	ND	0.50	64	65	1.6	66	59	11.2	30 - 130	20

QA/QC Data

SDG I.D.: GCO48054

Parameter	Blank	Blk RL	LCS %	LCSD %	LCS RPD	MS %	MSD %	MS RPD	% Rec Limits	% RPD Limits	
Acenaphthene	ND	0.50	85	89	4.6	82	85	3.6	30 - 130	20	
Acenaphthylene	ND	0.10	77	79	2.6	73	75	2.7	30 - 130	20	
Anthracene	ND	0.10	90	94	4.3	89	91	2.2	30 - 130	20	
Benz(a)anthracene	ND	0.05	96	93	3.2	83	81	2.4	30 - 130	20	
Benzo(a)pyrene	ND	0.20	103	106	2.9	90	85	5.7	30 - 130	20	
Benzo(b)fluoranthene	ND	0.07	94	98	4.2	84	77	8.7	30 - 130	20	
Benzo(ghi)perylene	ND	0.02	89	90	1.1	75	72	4.1	30 - 130	20	
Benzo(k)fluoranthene	ND	0.10	96	94	2.1	78	73	6.6	30 - 130	20	
Chrysene	ND	0.05	89	91	2.2	80	77	3.8	30 - 130	20	
Dibenz(a,h)anthracene	ND	0.02	98	98	0.0	81	76	6.4	30 - 130	20	
Fluoranthene	ND	0.50	94	94	0.0	90	90	0.0	30 - 130	20	
Fluorene	ND	0.10	85	88	3.5	82	83	1.2	30 - 130	20	
Indeno(1,2,3-cd)pyrene	ND	0.10	96	98	2.1	82	77	6.3	30 - 130	20	
Naphthalene	ND	0.50	54	54	0.0	48	33	37.0	30 - 130	20	r
Phenanthrene	ND	0.06	82	84	2.4	80	80	0.0	30 - 130	20	
Pyrene	ND	0.07	95	95	0.0	91	91	0.0	30 - 130	20	
% 2-Fluorobiphenyl	68	%	74	74	0.0	70	72	2.8	30 - 130	20	
% Nitrobenzene-d5	71	%	86	89	3.4	77	77	0.0	30 - 130	20	
% Terphenyl-d14	81	%	94	93	1.1	82	80	2.5	30 - 130	20	

Comment:

Additional 8270 criteria:20% of compounds can be outside of acceptance criteria as long as recovery is at least 10%. (Acid surrogates acceptance range for aqueous samples: 15-110%, for soils 30-130%)

QA/QC Batch 686617 (ug/L), QC Sample No: CO47667 (CO48054, CO48055, CO48056, CO48057, CO48058, CO48059, CO48060)

Volatiles - Water, Ground Water

1,1,1,2-Tetrachloroethane	ND	1.0	95	95	0.0				70 - 130	30	
1,1,1-Trichloroethane	ND	1.0	97	102	5.0				70 - 130	30	
1,1,2,2-Tetrachloroethane	ND	0.50	105	108	2.8				70 - 130	30	
1,1,2-Trichloroethane	ND	1.0	96	99	3.1				70 - 130	30	
1,1-Dichloroethane	ND	1.0	115	117	1.7				70 - 130	30	
1,1-Dichloroethene	ND	1.0	106	112	5.5				70 - 130	30	
1,1-Dichloropropene	ND	1.0	95	102	7.1				70 - 130	30	
1,2,3-Trichlorobenzene	ND	1.0	92	96	4.3				70 - 130	30	
1,2,3-Trichloropropane	ND	1.0	106	108	1.9				70 - 130	30	
1,2,4-Trichlorobenzene	ND	1.0	92	95	3.2				70 - 130	30	
1,2,4-Trimethylbenzene	ND	1.0	99	101	2.0				70 - 130	30	
1,2-Dibromo-3-chloropropane	ND	1.0	90	88	2.2				70 - 130	30	
1,2-Dibromoethane	ND	1.0	97	99	2.0				70 - 130	30	
1,2-Dichlorobenzene	ND	1.0	98	99	1.0				70 - 130	30	
1,2-Dichloroethane	ND	1.0	94	97	3.1				70 - 130	30	
1,2-Dichloropropane	ND	1.0	106	109	2.8				70 - 130	30	
1,3,5-Trimethylbenzene	ND	1.0	100	102	2.0				70 - 130	30	
1,3-Dichlorobenzene	ND	1.0	98	97	1.0				70 - 130	30	
1,3-Dichloropropane	ND	1.0	104	105	1.0				70 - 130	30	
1,4-Dichlorobenzene	ND	1.0	99	100	1.0				70 - 130	30	
2,2-Dichloropropane	ND	1.0	90	100	10.5				70 - 130	30	
2-Chlorotoluene	ND	1.0	102	105	2.9				70 - 130	30	
2-Hexanone	ND	5.0	91	93	2.2				70 - 130	30	
2-Isopropyltoluene	ND	1.0	99	101	2.0				70 - 130	30	
4-Chlorotoluene	ND	1.0	105	106	0.9				70 - 130	30	
4-Methyl-2-pentanone	ND	5.0	91	95	4.3				70 - 130	30	
Acetone	ND	5.0	102	104	1.9				70 - 130	30	
Acrylonitrile	ND	5.0	92	98	6.3				70 - 130	30	

QA/QC Data

SDG I.D.: GCO48054

Parameter	Blank	Blk RL	LCS %	LCSD %	LCS RPD	MS %	MSD %	MS RPD	% Rec Limits	% RPD Limits
Benzene	ND	0.70	102	104	1.9				70 - 130	30
Bromobenzene	ND	1.0	97	98	1.0				70 - 130	30
Bromochloromethane	ND	1.0	102	106	3.8				70 - 130	30
Bromodichloromethane	ND	0.50	93	96	3.2				70 - 130	30
Bromoform	ND	1.0	84	85	1.2				70 - 130	30
Bromomethane	ND	1.0	104	114	9.2				70 - 130	30
Carbon Disulfide	ND	1.0	105	112	6.5				70 - 130	30
Carbon tetrachloride	ND	1.0	88	96	8.7				70 - 130	30
Chlorobenzene	ND	1.0	102	103	1.0				70 - 130	30
Chloroethane	ND	1.0	120	126	4.9				70 - 130	30
Chloroform	ND	1.0	97	98	1.0				70 - 130	30
Chloromethane	ND	1.0	124	130	4.7				70 - 130	30
cis-1,2-Dichloroethene	ND	1.0	101	104	2.9				70 - 130	30
cis-1,3-Dichloropropene	ND	0.40	93	97	4.2				70 - 130	30
Dibromochloromethane	ND	0.50	91	92	1.1				70 - 130	30
Dibromomethane	ND	1.0	97	100	3.0				70 - 130	30
Dichlorodifluoromethane	ND	1.0	94	109	14.8				70 - 130	30
Ethylbenzene	ND	1.0	101	104	2.9				70 - 130	30
Hexachlorobutadiene	ND	0.40	85	94	10.1				70 - 130	30
Isopropylbenzene	ND	1.0	100	104	3.9				70 - 130	30
m&p-Xylene	ND	1.0	101	104	2.9				70 - 130	30
Methyl ethyl ketone	ND	5.0	107	113	5.5				70 - 130	30
Methyl t-butyl ether (MTBE)	ND	1.0	100	103	3.0				70 - 130	30
Methylene chloride	ND	1.0	102	104	1.9				70 - 130	30
Naphthalene	ND	1.0	95	98	3.1				70 - 130	30
n-Butylbenzene	ND	1.0	104	111	6.5				70 - 130	30
n-Propylbenzene	ND	1.0	102	106	3.8				70 - 130	30
o-Xylene	ND	1.0	98	99	1.0				70 - 130	30
p-Isopropyltoluene	ND	1.0	97	102	5.0				70 - 130	30
sec-Butylbenzene	ND	1.0	101	107	5.8				70 - 130	30
Styrene	ND	1.0	100	101	1.0				70 - 130	30
tert-Butylbenzene	ND	1.0	97	101	4.0				70 - 130	30
Tetrachloroethene	ND	1.0	85	93	9.0				70 - 130	30
Tetrahydrofuran (THF)	ND	2.5	106	111	4.6				70 - 130	30
Toluene	ND	1.0	98	102	4.0				70 - 130	30
trans-1,2-Dichloroethene	ND	1.0	105	108	2.8				70 - 130	30
trans-1,3-Dichloropropene	ND	0.40	90	94	4.3				70 - 130	30
trans-1,4-dichloro-2-butene	ND	5.0	89	95	6.5				70 - 130	30
Trichloroethene	ND	1.0	93	97	4.2				70 - 130	30
Trichlorofluoromethane	ND	1.0	98	109	10.6				70 - 130	30
Trichlorotrifluoroethane	ND	1.0	85	94	10.1				70 - 130	30
Vinyl chloride	ND	1.0	115	126	9.1				70 - 130	30
% 1,2-dichlorobenzene-d4	99	%	102	102	0.0				70 - 130	30
% Bromofluorobenzene	96	%	100	101	1.0				70 - 130	30
% Dibromofluoromethane	98	%	95	97	2.1				70 - 130	30
% Toluene-d8	99	%	100	102	2.0				70 - 130	30

Comment:

A LCS and LCS Duplicate were performed instead of a matrix spike and matrix spike duplicate.

Additional 8260 criteria: 10% of LCS/LCSD compounds can be outside of acceptance criteria as long as recovery is 40-160%, 25-160% for Chloroethane-HL and Trichlorofluoromethane-HL.

l = This parameter is outside laboratory LCS/LCSD specified recovery limits.
r = This parameter is outside laboratory RPD specified recovery limits.

QA/QC Data

SDG I.D.: GCO48054

Parameter	Blank	Blk RL	LCS %	LCSD %	LCS RPD	MS %	MSD %	MS RPD	% Rec Limits	% RPD Limits

If there are any questions regarding this data, please call Phoenix Client Services at extension 200.

RPD - Relative Percent Difference
LCS - Laboratory Control Sample
LCSD - Laboratory Control Sample Duplicate
MS - Matrix Spike
MS Dup - Matrix Spike Duplicate
NC - No Criteria
Intf - Interference

Phyllis Shiller, Laboratory Director
July 24, 2023

Monday, July 24, 2023
Criteria: CT: GWP
State: CT

Sample Criteria Exceedances Report

GCO48054 - GEI-EVER

SampNo	Acode	Phoenix Analyte	Criteria	Result	RL	Criteria	RL Criteria	Analysis Units
CO48054	$8260GWR	1,2-Dibromo-3-chloropropane	CT / RSR GWPC (ug/l) / APS Organics	ND	0.50	0.2	0.2	ug/L
CO48054	$8260GWR	1,2-Dibromoethane	CT / RSR GWPC (ug/l) / Volatiles	ND	0.25	0.05	0.05	ug/L
CO48055	$8260GWR	1,2-Dibromo-3-chloropropane	CT / RSR GWPC (ug/l) / APS Organics	ND	0.50	0.2	0.2	ug/L
CO48055	$8260GWR	1,2-Dibromoethane	CT / RSR GWPC (ug/l) / Volatiles	ND	0.25	0.05	0.05	ug/L
CO48056	$8260GWR	1,2-Dibromo-3-chloropropane	CT / RSR GWPC (ug/l) / APS Organics	ND	0.50	0.2	0.2	ug/L
CO48056	$8260GWR	1,2-Dibromoethane	CT / RSR GWPC (ug/l) / Volatiles	ND	0.25	0.05	0.05	ug/L
CO48057	$8100CTSIMR	Benz(a)anthracene	CT / RSR GWPC (ug/l) / Semivolatiles	0.10	0.05	0.06	0.06	ug/L
CO48057	$8260GWR	1,2-Dibromo-3-chloropropane	CT / RSR GWPC (ug/l) / APS Organics	ND	0.50	0.2	0.2	ug/L
CO48057	$8260GWR	1,2-Dibromoethane	CT / RSR GWPC (ug/l) / Volatiles	ND	0.25	0.05	0.05	ug/L
CO48058	$8100CTSIMR	Dibenz(a,h)anthracene	CT / RSR GWPC (ug/l) / APS Organics	0.41	0.10	0.1	0.1	ug/L
CO48058	$8100CTSIMR	Benzo(ghi)perylene	CT / RSR GWPC (ug/l) / APS Organics	2.1	0.49	0.48	0.48	ug/L
CO48058	$8100CTSIMR	Indeno(1,2,3-cd)pyrene	CT / RSR GWPC (ug/l) / APS Organics	2.0	0.10	0.1	0.1	ug/L
CO48058	$8100CTSIMR	Benzo(k)fluoranthene	CT / RSR GWPC (ug/l) / Semivolatiles	0.80	0.31	0.5	0.5	ug/L
CO48058	$8100CTSIMR	Benzo(b)fluoranthene	CT / RSR GWPC (ug/l) / Semivolatiles	1.2	0.07	0.08	0.08	ug/L
CO48058	$8100CTSIMR	Benzo(a)pyrene	CT / RSR GWPC (ug/l) / Semivolatiles	1.4	0.20	0.2	0.2	ug/L
CO48058	$8100CTSIMR	Benz(a)anthracene	CT / RSR GWPC (ug/l) / Semivolatiles	0.24	0.05	0.06	0.06	ug/L
CO48058	$8260GWR	1,2-Dibromo-3-chloropropane	CT / RSR GWPC (ug/l) / APS Organics	ND	0.50	0.2	0.2	ug/L
CO48058	$8260GWR	1,2-Dibromoethane	CT / RSR GWPC (ug/l) / Volatiles	ND	0.25	0.05	0.05	ug/L
CO48058	$ETPH_WMR	Ext. Petroleum H.C. (C9-C36)	CT / RSR GWPC (ug/l) / Pest/PCB/TPH	0.61	0.074	0.25	0.25	mg/L
CO48058	$ETPH_WMR	Ext. Petroleum H.C. (C9-C36)	CT / RSR GWPC (ug/l) / Pest/PCB/TPH	0.61	0.074	0.5	0.5	mg/L
CO48059	$8260GWR	1,2-Dibromo-3-chloropropane	CT / RSR GWPC (ug/l) / APS Organics	ND	0.50	0.2	0.2	ug/L
CO48059	$8260GWR	1,2-Dibromoethane	CT / RSR GWPC (ug/l) / Volatiles	ND	0.25	0.05	0.05	ug/L
CO48060	$8100CTSIMR	Indeno(1,2,3-cd)pyrene	CT / RSR GWPC (ug/l) / APS Organics	0.12	0.09	0.1	0.1	ug/L
CO48060	$8100CTSIMR	Benz(a)anthracene	CT / RSR GWPC (ug/l) / Semivolatiles	0.08	0.05	0.06	0.06	ug/L
CO48060	$8100CTSIMR	Benzo(b)fluoranthene	CT / RSR GWPC (ug/l) / Semivolatiles	0.21	0.07	0.08	0.08	ug/L
CO48060	$8260GWR	1,2-Dibromo-3-chloropropane	CT / RSR GWPC (ug/l) / APS Organics	ND	0.50	0.2	0.2	ug/L
CO48060	$8260GWR	1,2-Dibromoethane	CT / RSR GWPC (ug/l) / Volatiles	ND	0.25	0.05	0.05	ug/L

Phoenix Laboratories does not assume responsibility for the data contained in this exceedance report. It is provided as an additional tool to identify requested criteria exceedences. All efforts are made to ensure the accuracy of the data (obtained from appropriate agencies). A lack of exceedence information does not necessarily suggest conformance to the criteria. It is ultimately the site professional's responsibility to determine appropriate compliance.

REASONABLE CONFIDENCE PROTOCOL
LABORATORY ANALYSIS QA/QC CERTIFICATION FORM

Laboratory Name: Phoenix Environmental Labs, Inc. ***Client:*** GEI Consultants

Project Location: ROCKVILLE FORMER MGP ***Project Number:***

Laboratory Sample ID(s): CO48054-CO48060 ***Sampling Date(s):*** 7/11/2023

List RCP Methods Used (e.g., 8260, 8270, et cetera) 6010, 7470/7471, 8260, 8270, ETPH

1	**For each analytical method referenced in this laboratory report package, were all specified QA/QC performance criteria followed, including the requirement to explain any criteria falling outside of acceptable guidelines, as specified in the CT DEP method-specific Reasonable Confidence Protocol documents?**	☑ Yes ☐ No
1A	**Were the method specified preservation and holding time requirements met?**	☑ Yes ☐ No
1B	***VPH and EPH methods only:*** **Was the VPH or EPH method conducted without significant modifications (see section 11.3 of respective RCP methods)**	☐ Yes ☐ No ☑ NA
2	**Were all samples received by the laboratory in a condition consistent with that described on the associated Chain-of-Custody document(s)?**	☑ Yes ☐ No
3	**Were samples received at an appropriate temperature (< 6 Degrees C)?**	☑ Yes ☐ No ☐ NA
4	**Were all QA/QC performance criteria specified in the Reasonable Confidence Protocol documents acheived? See Section: ETPH Narration.**	☐ Yes ☑ No
5	**a) Were reporting limits specified or referenced on the chain-of-custody?** **b) Were these reporting limits met?**	☑ Yes ☐ No ☐ Yes ☑ No
6	**For each analytical method referenced in this laboratory report package, were results reported for all constituents identified in the method-specific analyte lists presented in the Reasonable Confidence Protocol documents?**	☐ Yes ☑ No
7	**Are project-specific matrix spikes and laboratory duplicates included in the data set?**	☑ Yes ☐ No

Notes: For all questions to which the response was "No" (with the exception of question #7), additional information must be provided in an attached narrative. If the answer to question #1, #1A or 1B is "No", the data package does not meet the requirements for "Reasonable Confidence". This form may not be altered and all questions must be answered.

I, the undersigned, attest under the pains and penalties of perjury that, to the best of my knowledge and belief and based upon my personal inquiry of those responsible for providing the information contained in this analytical report, such information is accurate and complete.

Authorized Signature: Ethan Lee **Position:** Project Manager

Printed Name: Ethan Lee **Date:** Monday, July 24, 2023

Name of Laboratory Phoenix Environmental Labs, Inc.

This certification form is to be used for RCP methods only.

CTDEP RCP Laboratory Analysis QA/QC Certification Form - November 2007
Laboratory Quality Assurance and Quality Control Guidance Reasonable Confidence Protocols

Environmental Laboratories, Inc.
587 East Middle Turnpike, P.O.Box 370, Manchester, CT 06045
Tel. (860) 645-1102 Fax (860) 645-0823

NY # 11301

RCP Certification Report

July 24, 2023

SDG I.D.: GCO48054

SDG Comments

8270 Semi-volatile Organics:
The client requested a short list for 8270 RCP Semivolatile. Only the PAH constituents are reported as requested on the chain-of-custody.

Volatile 8260 analysis:
1,2-Dibromoethane and 1,2-Dibromo-3-chloropropane do not meet GWP criteria, these compounds are analyzed by GC/ECD to achieve this criteria.

Cyanide Narration

Were all QA/QC performance criteria specified in the Reasonable Confidence Protocol documents achieved? Yes.

Instrument:

LACHAT 07/12/23-1 Catherine Lundigan, Chemist 07/12/23

CO48055 , CO48056 , CO48057 , CO48058 , CO48059 , CO48060

The samples were distilled in accordance with the method.
The initial calibration met criteria.

The calibration check standards (ICV,CCV) were within 15% of true value and were analyzed at a frequencey of one per ten samples.
The continuing calibration blanks (ICB,CCB) had concentrations less than the reporting level.

The method blank, laboratory control sample (LCS), and matrix spike were distilled with the samples.

QC (Site Specific):

Batch 686484 (CO48059)

CO48055, CO48056, CO48057, CO48058, CO48059, CO48060

All LCS recoveries were within 90 - 110 with the following exceptions: None.
All MS recoveries were within 90 - 110 with the following exceptions: None.
Additional: LCS acceptance range is 80-120% for soils MS acceptance range 75-125% for soils

ETPH Narration

Were all QA/QC performance criteria specified in the Reasonable Confidence Protocol documents achieved? No.

QC Batch 686664 (Samples: CO48055, CO48056, CO48057, CO48059, CO48060): -----

The LCS and/or the LCSD recovery is above the upper range for one or more analytes that were not reported in the sample(s), therefore no significant bias is suspected. (Ext. Petroleum H.C. (C9-C36))

Instrument:

AU-XL1 07/13/23-1 Keith Aloisa, Chemist 07/13/23

CO48055 (1X), CO48056 (1X), CO48057 (1X), CO48059 (1X), CO48060 (1X)

The initial calibration (ET_712AI) RSD for the compound list was less than 30% except for the following compounds: None.
As per section 7.2.3, a discrimination check standard was run (713A003_1) and contained the following outliers: None.
The continuing calibration %D for the compound list was less than 30% except for the following compounds:None.

Environmental Laboratories, Inc.
587 East Middle Turnpike, P.O.Box 370, Manchester, CT 06045
Tel. (860) 645-1102 Fax (860) 645-0823

ACCREDITED IN ACCORDANCE WITH nelac NY # 11301

RCP Certification Report

July 24, 2023

SDG I.D.: GCO48054

ETPH Narration

AU-XL2 07/19/23-1 Jeff Bucko, Chemist 07/19/23

CO48058 (1X)

The initial calibration (ETPH718I) RSD for the compound list was less than 30% except for the following compounds: None.
As per section 7.2.3, a discrimination check standard was run (719A003_1) and contained the following outliers: None.
The continuing calibration %D for the compound list was less than 30% except for the following compounds:None.

QC (Batch Specific):

Batch 686664 (CO47782)

CO48055, CO48056, CO48057, CO48059, CO48060

All LCS recoveries were within 60 - 120 with the following exceptions: None.
All LCSD recoveries were within 60 - 120 with the following exceptions: Ext. Petroleum H.C. (C9-C36)(134%)
All LCS/LCSD RPDs were less than 30% with the following exceptions: None.
Additional surrogate criteria: LCS acceptance range is 60-120% MS acceptance range 50-150%. The ETPH/DRO LCS has been normalized based on the alkane calibration.

Batch 687505 (CO51297)

CO48058

All LCS recoveries were within 60 - 120 with the following exceptions: None.
All LCSD recoveries were within 60 - 120 with the following exceptions: None.
All LCS/LCSD RPDs were less than 30% with the following exceptions: None.
Additional surrogate criteria: LCS acceptance range is 60-120% MS acceptance range 50-150%. The ETPH/DRO LCS has been normalized based on the alkane calibration.

Mercury Narration

Were all QA/QC performance criteria specified in the analytical method achieved? Yes.

Instrument:

MERLIN 07/12/23 20:08 Alexander Latka, Chemist 07/12/23

CO48055, CO48056, CO48057, CO48058, CO48059, CO48060

The method preparation blank, ICB, and CCBs contain all of the acids and reagents as the samples.
The initial calibration met all criteria including a standard run at or below the reporting level.
All calibration verification standards (ICV, CCV) met criteria.
All calibration blank verification standards (ICB, CCB) met criteria.
The matrix spike sample is used to identify spectral interference for each batch of samples, if within 85-115%, no interference is observed and no further action is taken.
The following Initial Calibration Verification (ICV) compounds did not meet criteria: None.
The following Continuing Calibration Verification (CCV) compounds did not meet criteria: None.

QC (Batch Specific):

Batch 686560 (CO47882)

CO48055, CO48056, CO48057, CO48058, CO48059, CO48060

All LCS recoveries were within 80 - 120 with the following exceptions: None.
Additional Mercury criteria: LCS acceptance range for waters is 80-120% and for soils is 70-130%. MS acceptance range is 75-125%.

Environmental Laboratories, Inc.
587 East Middle Turnpike, P.O.Box 370, Manchester, CT 06045
Tel. (860) 645-1102 Fax (860) 645-0823

NY # 11301

Certification Report

July 24, 2023

SDG I.D.: GCO48054

ICP Metals Narration

Were all QA/QC performance criteria specified in the analytical method achieved? Yes.

Instrument:

ARCOS 07/15/23 10:00 Cindy Pearce, Chemist 07/15/23

CO48055, CO48056, CO48057, CO48058, CO48059, CO48060

Additional criteria for CCV and ICSAB:
Sodium and Potassium are poor performing elements, the laboratory's in-house limits are 85-115% (CCV) and 70-130% (ICSAB).The linear range is defined daily by the calibration range.
The following Initial Calibration Verification (ICV) compounds did not meet criteria: None.
The following Continuing Calibration Verification (CCV) compounds did not meet criteria: None.
The following ICP Interference Check (ICSAB) compounds did not meet criteria: None.

QC (Batch Specific):

Batch 686884 (CO47937)

CO48055, CO48056, CO48057, CO48058, CO48059, CO48060

All LCS recoveries were within 80 - 120 with the following exceptions: None.
All LCSD recoveries were within 80 - 120 with the following exceptions: None.
All LCS/LCSD RPDs were less than 20% with the following exceptions: None.
Additional Criteria: LCS acceptance range is 80-120% MS acceptance range 75-125%.

ICPMS Metals Narration

Were all QA/QC performance criteria specified in the analytical method achieved? Yes.

Instrument:

ICPMS 07/21/23 07:48 Mike Hornak, Chemist 07/21/23

CO48055, CO48056, CO48057, CO48058, CO48059, CO48060

The linear range is defined daily by the calibration range.
The following Initial Calibration Verification (ICV) compounds did not meet criteria: None.
The following Continuing Calibration Verification (CCV) compounds did not meet criteria: None.
The following samples did not meet internal standard criteria: None.

QC (Batch Specific):

Batch 686660 (CO48189)

CO48055, CO48056, CO48057, CO48058, CO48059, CO48060

All LCS recoveries were within 80 - 120 with the following exceptions: None.
All LCSD recoveries were within 80 - 120 with the following exceptions: None.
All LCS/LCSD RPDs were less than 20% with the following exceptions: None.
Additional Criteria: LCS acceptance range is 80-120% MS acceptance range 75-125%.

SVOASIM Narration

Were all QA/QC performance criteria specified in the Reasonable Confidence Protocol documents achieved? Yes.

Instrument:

CHEM69 07/13/23-1 Keith Aloisa, Chemist 07/13/23

Environmental Laboratories, Inc.
587 East Middle Turnpike, P.O.Box 370, Manchester, CT 06045
Tel. (860) 645-1102 Fax (860) 645-0823

NY # 11301

RCP Certification Report

July 24, 2023

SDG I.D.: GCO48054

SVOASIM Narration

CO48055 (1X), CO48056 (1X), CO48057 (1X), CO48058 (1X), CO48060 (1X)

Initial Calibration Evaluation (CHEM69/69_BNSIM18_0630):
100% of target compounds met criteria.
The following compounds had %RSDs >20%: None.
The following compounds did not meet recommended response factors: None.
The following compounds did not meet a minimum response factors: None.

Continuing Calibration Verification (CHEM69/0713_03-69_BNSIM18_0630):
Internal standard areas were within 50 to 200% of the initial calibration with the following exceptions: None.
100% of target compounds met criteria.
The following compounds did not meet % deviation criteria: None.
The following compounds did not meet maximum % deviations: None.
The following compounds did not meet recommended response factors: None.
The following compounds did not meet minimum response factors: None.

CHEM69 07/17/23-1 Keith Aloisa, Chemist 07/17/23

CO48059 (1X)

Initial Calibration Evaluation (CHEM69/69_BNSIM18_0630):
100% of target compounds met criteria.
The following compounds had %RSDs >20%: None.
The following compounds did not meet recommended response factors: None.
The following compounds did not meet a minimum response factors: None.

Continuing Calibration Verification (CHEM69/0717_03-69_BNSIM18_0630):
Internal standard areas were within 50 to 200% of the initial calibration with the following exceptions: None.
100% of target compounds met criteria.
The following compounds did not meet % deviation criteria: None.
The following compounds did not meet maximum % deviations: None.
The following compounds did not meet recommended response factors: None.
The following compounds did not meet minimum response factors: None.

QC (Batch Specific):

Batch 686720 (CO47342)

CO48055, CO48056, CO48057, CO48058, CO48060

All LCS recoveries were within 30 - 130 with the following exceptions: None.
All LCSD recoveries were within 30 - 130 with the following exceptions: None.
All LCS/LCSD RPDs were less than 20% with the following exceptions: None.
Additional 8270 criteria:20% of compounds can be outside of acceptance criteria as long as recovery is at least 10%. (Acid surrogates acceptance range for aqueous samples: 15-110%, for soils 30-130%)

Batch 687099 (CO50291)

CO48059

All LCS recoveries were within 30 - 130 with the following exceptions: None.
All LCSD recoveries were within 30 - 130 with the following exceptions: None.
All LCS/LCSD RPDs were less than 20% with the following exceptions: None.
Additional 8270 criteria:20% of compounds can be outside of acceptance criteria as long as recovery is at least 10%. (Acid surrogates acceptance range for aqueous samples: 15-110%, for soils 30-130%)

Environmental Laboratories, Inc.
587 East Middle Turnpike, P.O.Box 370, Manchester, CT 06045
Tel. (860) 645-1102 Fax (860) 645-0823

NY # 11301

RCP Certification Report

July 24, 2023

SDG I.D.: GCO48054

VOA Narration

Were all QA/QC performance criteria specified in the Reasonable Confidence Protocol documents achieved? Yes.

Instrument:

CHEM02 07/11/23-2 Michael Hahn, Chemist 07/11/23

CO48054 (1X), CO48055 (1X), CO48056 (1X), CO48057 (1X), CO48058 (1X), CO48059 (1X), CO48060 (1X)

Chem02 is a 25ml purge instrument. The laboratory minimum response factor is set at 0.01 instead of 0.05 for the 25ml purge instruments.
EPA method 8260D Table 4 supports this approach.

Initial Calibration Evaluation (CHEM02/VT-P062923):
98% of target compounds met criteria.
The following compounds had %RSDs >20%: Bromomethane 27% (20%)
The following compounds did not meet Table 4 recommended minimum response factors: 1,2-Dibromo-3-chloropropane 0.028 (0.05), 2-Hexanone 0.049 (0.1), 4-Methyl-2-pentanone 0.066 (0.1), Acetone 0.027 (0.1), Acrylonitrile 0.036 (0.05), Bromoform 0.063 (0.1), Methyl ethyl ketone 0.042 (0.1), Tetrachloroethene 0.182 (0.2), Tetrahydrofuran (THF) 0.029 (0.05)
The following compounds did not meet the minimum response factor of 0.05: 1,2-Dibromo-3-chloropropane 0.028 (0.05), 2-Hexanone 0.049 (0.05), Acetone 0.027 (0.05), Acrylonitrile 0.036 (0.05), Methyl ethyl ketone 0.042 (0.05), Tetrahydrofuran (THF) 0.029 (0.05)

Continuing Calibration Verification (CHEM02/0711_27-VT-P062923):
Internal standard areas were within 50 to 200% of the initial calibration with the following exceptions: None.
100% of target compounds met criteria.
The following compounds did not meet % deviation criteria: None.
The following compounds did not meet maximum % deviations: None.
The following compounds did not meet Table 4 recommended minimum response factors: 1,2-Dibromo-3-chloropropane 0.023 (0.05), 2-Hexanone 0.044 (0.05), Acetone 0.028 (0.05), Acrylonitrile 0.033 (0.05), Methyl ethyl ketone 0.044 (0.05), Tetrahydrofuran (THF) 0.030 (0.05)

QC (Batch Specific):

Batch 686617 (CO47667) CHEM02 7/11/2023-2

CO48054(1X), CO48055(1X), CO48056(1X), CO48057(1X), CO48058(1X), CO48059(1X), CO48060(1X)

All LCS recoveries were within 70 - 130 with the following exceptions: None.
All LCSD recoveries were within 70 - 130 with the following exceptions: None.
All LCS/LCSD RPDs were less than 30% with the following exceptions: None.
A LCS and LCS Duplicate were performed instead of a matrix spike and matrix spike duplicate.
Additional 8260 criteria: 10% of LCS/LCSD compounds can be outside of acceptance criteria as long as recovery is 40-160%, 25-160% for Chloroethane-HL and Trichlorofluoromethane-HL.

Temperature Narration

The samples were received at 2.8C with cooling initiated.
(Note acceptance criteria for relevant matrices is above freezing up to 6°C)

2.8

Cooler: Yes ☒ No ☐
Coolant: IPK ☐ ICE ☒ No ☐

PHOENIX
Environmental Laboratories, Inc.

CT/MA/RI CHAIN OF CUSTODY RECORD

Temp °C Pg 1 of 1

587 East Middle Turnpike, P.O. Box 370, Manchester, CT 06040
Email: makrina@phoenixlabs.com Fax (860) 645-0823
Client Services (860) 645-1102

Data Delivery/Contact Options:
☐ Fax:
☐ Phone:
☒ Email: JHolden@geiconsultants.com

Customer: GEI Consultants Inc
Address: 455 Winding Brook Drive
Glastonbury, CT 06033

Project: Rockville Former MGP
Report to: JHolden@geiconsultants.com
Invoice to: ~~GEIPayables@geiconsultants.com~~
Quote # - See Notes below for billing -

Project P.O: 2200138-1.4

This section MUST be completed with Bottle Quantities.

Sampler's Signature: Date: 7/11/23

Client Sample - Information - Identification

Matrix Code:
DW=Drinking Water **GW**=Ground Water **SW**=Surface Water **WW**=Waste Water
RW=Raw Water **SE**=Sediment **SL**=Sludge **S**=Soil **SD**=Solid **W**=Wipe **OIL**=Oil
B=Bulk **L**=Liquid **X** = _____(Other)

PHOENIX USE ONLY SAMPLE #	Customer Sample Identification	Sample Matrix	Date Sampled	Time Sampled	*MS/MSD (May be billable at analysis unit rate)	VOCs	PAH's	Total RCP Metals	Total Cyanide				GL Amber 8 oz. [ ] w/H3PO4 [ ] NAHSO4	Soil VOA Vials [ ] methanol [ ] H2O	GL Soil container ( ) oz	GL Soil container ( ) oz	40 ml VOA Vial [ ] As is [X] HCl	GL Amber 1000ml [X] As is [ ] H2SO4	PL As is [ ] 250ml [ ] 500ml [ ] 1000ml	PL H2SO4 [ ] 250ml [ ] 500ml	PL HNO3 250ml X	PL NaOH 250ml X	Bacteria Bottle w/thio	Bacteria Bottle as is
(SR) 48004	TB-071123	GW	7/11/23	~~1200~~		X						48054					3							3
48005	MW-30R	GW		1140		X	X	X	X	X		* 48055					3	3			1	1			8
48006	MW-45M	GW		1430		X	X	X	X	X		48056					3	3			1	1			8
48007	MW-45S	GW		1410		X	X	X	X	X		48057					3	3			1	1			8
48008	MW-39S	GW		1300		X	X	X	X	X		48058					3	3			1	1			8
48009	FB-071123	GW		1500		X	X	X	X	X		48059					3	3			1	1			8
48010	DUP-1	GW		1200		X	X	X	X	X		48060					3	3			1	1			8

Relinquished by:	Accepted by:	Date:	Time:
R. Perryman		7/11/23	1638

Comments, Special Requirements or Regulations:
☆ Direct bill to Eversource ☆
* VOAs read w/ headspace (KN)

Turnaround Time:
☐ 1 Day* ☒ Standard
☐ 2 Days* ☐ Other
☐ 3 Days*
☐ 4 Days*
☐ 5 Days*

RI
☐ RES DEC
☐ I/C DEC
☐ GA Leachability
☐ GB Leachability
☐ GA -GW Objectives
☐ GB -GW Objectives
☐ Other

CT
☒ RCP Cert
☒ GWPC
☐ SWPC
☐ GA PMC
☐ GB PMC
☐ SWPC
☐ RES DEC
☒ I/C DEC

MA
☐ MCP Certification
☐ GW-1 ☐ RCS-1 / RCGW-1
☐ GW-2 ☐ RCS-2 / RCGW-2
☐ GW-3 ☐ _____
☐ S-1
☐ S-2
☐ S-3
☐ SW Protection

Data Format
☒ Excel
☒ PDF
☐ GIS/Key
☒ EQuIS
☐ Other

Data Package
☐ Tier II Checklist*
☐ Full Data Package*
☒ Phoenix Std
☐ Other

***MS/MSD are considered site samples and will be billed as such in accordance with the prices quoted.**

* SURCHARGES MAY APPLY

State where samples were collected: CT

* SURCHARGE APPLIES

Form PEL126 Rev. 1/23

The Connecticut Light and Power Company
d/b/a Eversource Energy
Docket No. 26-05-10
Date Issued September 29, 2026
RSR-032 Attachment 4
Page 482 of 570

PHOENIX
Environmental Laboratories, Inc.

Friday, October 27, 2023

Attn: Jeffrey Holden
GEI Consultants
455 Winding Brook Drive
Suite 201
Glastonbury, CT 06033

Project ID: **ROCKVILLE FORMER MGP**
SDG ID: **GCP27676**
Sample ID#s: **CP27676 - CP27682**

This laboratory is in compliance with the NELAC requirements of procedures used except where indicated.

This report contains results for the parameters tested, under the sampling conditions described on the Chain Of Custody, as received by the laboratory. This report is incomplete unless all pages indicated in the pagination at the bottom of the page are included.

A scanned version of the COC form accompanies the analytical report and is an exact duplicate of the original.

If you are the client above and have any questions concerning this testing, please do not hesitate to contact Phoenix Client Services at ext.200. The contents of this report cannot be discussed with anyone other than the client listed above without their written consent.

Sincerely yours,

Phyllis Shiller
Laboratory Director

NELAC - #NY11301
CT Lab Registration #PH-0618
MA Lab Registration #M-CT007
ME Lab Registration #CT-007
NH Lab Registration #213693-A,B
NJ Lab Registration #CT-003
NY Lab Registration #11301
PA Lab Registration #68-03530
RI Lab Registration #63
VT Lab Registration #VT11301

Environmental Laboratories, Inc.
587 East Middle Turnpike, P.O.Box 370, Manchester, CT 06045
Tel. (860) 645-1102 Fax (860) 645-0823

Sample Id Cross Reference

October 27, 2023

SDG I.D.: GCP27676

Project ID: ROCKVILLE FORMER MGP

Client Id	Lab Id	Matrix
MW-3DR	CP27676	GROUND WATER
MW-13M	CP27677	GROUND WATER
MW-14M	CP27678	GROUND WATER
EB-10172023	CP27679	GROUND WATER
MW-44S	CP27680	GROUND WATER
MW-44M	CP27681	GROUND WATER
TB-10172023	CP27682	WATER

Environmental Laboratories, Inc.
587 East Middle Turnpike, P.O.Box 370, Manchester, CT 06045
Tel. (860) 645-1102 Fax (860) 645-0823

Analysis Report

October 27, 2023

FOR: Attn: Jeffrey Holden
GEI Consultants
455 Winding Brook Drive
Suite 201
Glastonbury, CT 06033

Sample Information		Custody Information		Date	Time
Matrix:	GROUND WATER	Collected by:		10/16/23	9:40
Location Code:	GEI-EVER	Received by:	SR1	10/17/23	15:45
Rush Request:	Standard	Analyzed by:	see "By" below		
P.O.#:	2200138-1.4				

Laboratory Data

SDG ID: GCP27676
Phoenix ID: CP27676

Project ID: ROCKVILLE FORMER MGP
Client ID: MW-3DR

Parameter	Result	RL/ PQL	Units	Dilution	Date/Time	By	Reference
Silver	< 0.001	0.001	mg/L	1	10/24/23	IE	SW6010D
Arsenic	< 0.004	0.004	mg/L	1	10/24/23	IE	SW6010D
Barium	0.102	0.002	mg/L	1	10/24/23	IE	SW6010D
Beryllium	< 0.001	0.001	mg/L	1	10/24/23	IE	SW6010D
Cadmium	< 0.001	0.001	mg/L	1	10/24/23	IE	SW6010D
Chromium	0.002	0.001	mg/L	1	10/24/23	IE	SW6010D
Copper	< 0.005	0.005	mg/L	1	10/24/23	IE	SW6010D
Mercury	< 0.0002	0.0002	mg/L	1	10/18/23	IE	SW7470A
Nickel	0.002	0.001	mg/L	1	10/24/23	IE	SW6010D
Lead	< 0.001	0.001	mg/L	1	10/24/23	IE	SW6010D
Antimony	< 0.005	0.005	mg/L	1	10/24/23	IE	SW6010D
Selenium	< 0.010	0.010	mg/L	1	10/24/23	IE	SW6010D
Thallium	< 0.0005	0.0005	mg/L	5	10/25/23	AL1	SW6020B
Vanadium	< 0.002	0.002	mg/L	1	10/24/23	IE	SW6010D
Zinc	0.006	0.004	mg/L	1	10/24/23	IE	SW6010D
Total Cyanide	< 0.010	0.010	mg/L	1	10/24/23	CL/GD	SW9010C/SW9012B
Extraction of ETPH	Completed				10/20/23	Z/AL	SW3510C/SW3520C
Mercury Digestion	Completed				10/18/23	ZT/AL	SW7470A
Semi-Volatile Extraction	Completed				10/20/23	Z/AL	SW3520C
Total Metals Digestion	Completed				10/19/23	AG	SW3010A
Total Metals Digestion MS	Completed				10/17/23	AG	SW3010A
TPH by GC (Extractable Products)							
Ext. Petroleum H.C. (C9-C36)	ND	0.071	mg/L	1	10/23/23	JRB	CTETPH
Identification	ND		mg/L	1	10/23/23	JRB	CTETPH
QA/QC Surrogates							
% Terphenyl (surr)	80		%	1	10/23/23	JRB	50 - 150 %

Ver 1

Project ID: ROCKVILLE FORMER MGP
Client ID: MW-3DR

Phoenix I.D.: CP27676

Parameter	Result	RL/ PQL	Units	Dilution	Date/Time	By	Reference
Volatiles							
1,1,1,2-Tetrachloroethane	ND	1.0	ug/L	1	10/18/23	MH	SW8260D
1,1,1-Trichloroethane	ND	1.0	ug/L	1	10/18/23	MH	SW8260D
1,1,2,2-Tetrachloroethane	ND	0.50	ug/L	1	10/18/23	MH	SW8260D
1,1,2-Trichloroethane	ND	1.0	ug/L	1	10/18/23	MH	SW8260D
1,1-Dichloroethane	ND	1.0	ug/L	1	10/18/23	MH	SW8260D
1,1-Dichloroethene	ND	1.0	ug/L	1	10/18/23	MH	SW8260D
1,1-Dichloropropene	ND	1.0	ug/L	1	10/18/23	MH	SW8260D
1,2,3-Trichlorobenzene	ND	1.0	ug/L	1	10/18/23	MH	SW8260D
1,2,3-Trichloropropane	ND	1.0	ug/L	1	10/18/23	MH	SW8260D
1,2,4-Trichlorobenzene	ND	1.0	ug/L	1	10/18/23	MH	SW8260D
1,2,4-Trimethylbenzene	ND	1.0	ug/L	1	10/18/23	MH	SW8260D
1,2-Dibromo-3-chloropropane	ND	1.0	ug/L	1	10/18/23	MH	SW8260D
1,2-Dibromoethane	ND	1.0	ug/L	1	10/18/23	MH	SW8260D
1,2-Dichlorobenzene	ND	1.0	ug/L	1	10/18/23	MH	SW8260D
1,2-Dichloroethane	ND	0.60	ug/L	1	10/18/23	MH	SW8260D
1,2-Dichloropropane	ND	1.0	ug/L	1	10/18/23	MH	SW8260D
1,3,5-Trimethylbenzene	ND	1.0	ug/L	1	10/18/23	MH	SW8260D
1,3-Dichlorobenzene	ND	1.0	ug/L	1	10/18/23	MH	SW8260D
1,3-Dichloropropane	ND	1.0	ug/L	1	10/18/23	MH	SW8260D
1,4-Dichlorobenzene	ND	1.0	ug/L	1	10/18/23	MH	SW8260D
2,2-Dichloropropane	ND	1.0	ug/L	1	10/18/23	MH	SW8260D
2-Chlorotoluene	ND	1.0	ug/L	1	10/18/23	MH	SW8260D
2-Hexanone	ND	5.0	ug/L	1	10/18/23	MH	SW8260D
2-Isopropyltoluene	ND	1.0	ug/L	1	10/18/23	MH	SW8260D
4-Chlorotoluene	ND	1.0	ug/L	1	10/18/23	MH	SW8260D
4-Methyl-2-pentanone	ND	5.0	ug/L	1	10/18/23	MH	SW8260D
Acetone	ND	25	ug/L	1	10/18/23	MH	SW8260D
Acrylonitrile	ND	1.0	ug/L	1	10/18/23	MH	SW8260D
Benzene	ND	0.70	ug/L	1	10/18/23	MH	SW8260D
Bromobenzene	ND	1.0	ug/L	1	10/18/23	MH	SW8260D
Bromochloromethane	ND	1.0	ug/L	1	10/18/23	MH	SW8260D
Bromodichloromethane	ND	0.50	ug/L	1	10/18/23	MH	SW8260D
Bromoform	ND	1.0	ug/L	1	10/18/23	MH	SW8260D
Bromomethane	ND	1.0	ug/L	1	10/18/23	MH	SW8260D
Carbon Disulfide	ND	5.0	ug/L	1	10/18/23	MH	SW8260D
Carbon tetrachloride	ND	1.0	ug/L	1	10/18/23	MH	SW8260D
Chlorobenzene	ND	1.0	ug/L	1	10/18/23	MH	SW8260D
Chloroethane	ND	1.0	ug/L	1	10/18/23	MH	SW8260D
Chloroform	ND	1.0	ug/L	1	10/18/23	MH	SW8260D
Chloromethane	ND	1.0	ug/L	1	10/18/23	MH	SW8260D
cis-1,2-Dichloroethene	ND	1.0	ug/L	1	10/18/23	MH	SW8260D
cis-1,3-Dichloropropene	ND	0.40	ug/L	1	10/18/23	MH	SW8260D
Dibromochloromethane	ND	0.50	ug/L	1	10/18/23	MH	SW8260D
Dibromomethane	ND	1.0	ug/L	1	10/18/23	MH	SW8260D
Dichlorodifluoromethane	ND	1.0	ug/L	1	10/18/23	MH	SW8260D
Ethylbenzene	ND	1.0	ug/L	1	10/18/23	MH	SW8260D
Hexachlorobutadiene	ND	0.40	ug/L	1	10/18/23	MH	SW8260D
Isopropylbenzene	ND	1.0	ug/L	1	10/18/23	MH	SW8260D

Ver 1

Project ID: ROCKVILLE FORMER MGP
Client ID: MW-3DR

Phoenix I.D.: CP27676

Parameter	Result	RL/ PQL	Units	Dilution	Date/Time	By	Reference
m&p-Xylene	ND	1.0	ug/L	1	10/18/23	MH	SW8260D
Methyl ethyl ketone	ND	5.0	ug/L	1	10/18/23	MH	SW8260D
Methyl t-butyl ether (MTBE)	ND	1.0	ug/L	1	10/18/23	MH	SW8260D
Methylene chloride	ND	1.0	ug/L	1	10/18/23	MH	SW8260D
Naphthalene	8.7	1.0	ug/L	1	10/18/23	MH	SW8260D
n-Butylbenzene	ND	1.0	ug/L	1	10/18/23	MH	SW8260D
n-Propylbenzene	ND	1.0	ug/L	1	10/18/23	MH	SW8260D
o-Xylene	ND	1.0	ug/L	1	10/18/23	MH	SW8260D
p-Isopropyltoluene	ND	1.0	ug/L	1	10/18/23	MH	SW8260D
sec-Butylbenzene	ND	1.0	ug/L	1	10/18/23	MH	SW8260D
Styrene	ND	1.0	ug/L	1	10/18/23	MH	SW8260D
tert-Butylbenzene	ND	1.0	ug/L	1	10/18/23	MH	SW8260D
Tetrachloroethene	ND	1.0	ug/L	1	10/18/23	MH	SW8260D
Tetrahydrofuran (THF)	ND	2.5	ug/L	1	10/18/23	MH	SW8260D
Toluene	ND	1.0	ug/L	1	10/18/23	MH	SW8260D
Total Xylenes	ND	1.0	ug/L	1	10/18/23	MH	SW8260D
trans-1,2-Dichloroethene	ND	1.0	ug/L	1	10/18/23	MH	SW8260D
trans-1,3-Dichloropropene	ND	0.40	ug/L	1	10/18/23	MH	SW8260D
trans-1,4-dichloro-2-butene	ND	5.0	ug/L	1	10/18/23	MH	SW8260D
Trichloroethene	ND	1.0	ug/L	1	10/18/23	MH	SW8260D
Trichlorofluoromethane	ND	1.0	ug/L	1	10/18/23	MH	SW8260D
Trichlorotrifluoroethane	ND	1.0	ug/L	1	10/18/23	MH	SW8260D
Vinyl chloride	ND	1.0	ug/L	1	10/18/23	MH	SW8260D
QA/QC Surrogates							
% 1,2-dichlorobenzene-d4	100		%	1	10/18/23	MH	70 - 130 %
% Bromofluorobenzene	98		%	1	10/18/23	MH	70 - 130 %
% Dibromofluoromethane	110		%	1	10/18/23	MH	70 - 130 %
% Toluene-d8	100		%	1	10/18/23	MH	70 - 130 %
Semivolatiles by SIM, PAH							
2-Methylnaphthalene	ND	0.48	ug/L	1	10/23/23	KCA	SW8270D (SIM)
Acenaphthene	ND	0.48	ug/L	1	10/23/23	KCA	SW8270D (SIM)
Acenaphthylene	0.58	0.29	ug/L	1	10/23/23	KCA	SW8270D (SIM)
Anthracene	ND	0.48	ug/L	1	10/23/23	KCA	SW8270D (SIM)
Benz(a)anthracene	0.39	0.05	ug/L	1	10/23/23	KCA	SW8270D (SIM)
Benzo(a)pyrene	0.64	0.19	ug/L	1	10/23/23	KCA	SW8270D (SIM)
Benzo(b)fluoranthene	0.25	0.07	ug/L	1	10/23/23	KCA	SW8270D (SIM)
Benzo(ghi)perylene	ND	0.46	ug/L	1	10/23/23	KCA	SW8270D (SIM)
Benzo(k)fluoranthene	0.32	0.29	ug/L	1	10/23/23	KCA	SW8270D (SIM)
Chrysene	ND	0.48	ug/L	1	10/23/23	KCA	SW8270D (SIM)
Dibenz(a,h)anthracene	ND	0.10	ug/L	1	10/23/23	KCA	SW8270D (SIM)
Fluoranthene	0.58	0.48	ug/L	1	10/23/23	KCA	SW8270D (SIM)
Fluorene	ND	0.48	ug/L	1	10/23/23	KCA	SW8270D (SIM)
Indeno(1,2,3-cd)pyrene	0.25	0.10	ug/L	1	10/23/23	KCA	SW8270D (SIM)
Naphthalene	ND	0.48	ug/L	1	10/23/23	KCA	SW8270D (SIM)
Phenanthrene	0.63	0.06	ug/L	1	10/23/23	KCA	SW8270D (SIM)
Pyrene	0.83	0.48	ug/L	1	10/23/23	KCA	SW8270D (SIM)
QA/QC Surrogates							
% 2-Fluorobiphenyl	74		%	1	10/23/23	KCA	30 - 130 %
% Nitrobenzene-d5	77		%	1	10/23/23	KCA	30 - 130 %

Ver 1

Project ID: ROCKVILLE FORMER MGP
Client ID: MW-3DR

Phoenix I.D.: CP27676

Parameter	Result	RL/ PQL	Units	Dilution	Date/Time	By	Reference
% Terphenyl-d14	77		%	1	10/23/23	KCA	30 - 130 %

RL/PQL=Reporting/Practical Quantitation Level ND=Not Detected BRL=Below Reporting Level
QA/QC Surrogates: Surrogates are compounds (preceeded with a %) added by the lab to determine analysis efficiency. Surrogate results(%) listed in the report are not "detected" compounds.

Comments:

If you are the client above and have any questions concerning this testing, please do not hesitate to contact Phoenix Client Services at ext.200.
The contents of this report cannot be discussed with anyone other than the client listed above without their written consent.



Phyllis Shiller, Laboratory Director
October 27, 2023
Reviewed and Released by: Ethan Lee, Project Manager

Environmental Laboratories, Inc.
587 East Middle Turnpike, P.O.Box 370, Manchester, CT 06045
Tel. (860) 645-1102 Fax (860) 645-0823

Analysis Report

October 27, 2023

FOR: Attn: Jeffrey Holden
GEI Consultants
455 Winding Brook Drive
Suite 201
Glastonbury, CT 06033

Sample Information		Custody Information		Date	Time
Matrix:	GROUND WATER	Collected by:		10/16/23	14:40
Location Code:	GEI-EVER	Received by:	SR1	10/17/23	15:45
Rush Request:	Standard	Analyzed by:	see "By" below		
P.O.#:	2200138-1.4				

Laboratory Data

SDG ID: GCP27676
Phoenix ID: CP27677

Project ID: ROCKVILLE FORMER MGP
Client ID: MW-13M

Parameter	Result	RL/ PQL	Units	Dilution	Date/Time	By	Reference
Silver	< 0.001	0.001	mg/L	1	10/24/23	IE	SW6010D
Arsenic	< 0.004	0.004	mg/L	1	10/24/23	IE	SW6010D
Barium	0.280	0.002	mg/L	1	10/24/23	IE	SW6010D
Beryllium	< 0.001	0.001	mg/L	1	10/24/23	IE	SW6010D
Cadmium	< 0.001	0.001	mg/L	1	10/24/23	IE	SW6010D
Chromium	0.001	0.001	mg/L	1	10/24/23	IE	SW6010D
Copper	< 0.005	0.005	mg/L	1	10/24/23	IE	SW6010D
Mercury	< 0.0002	0.0002	mg/L	1	10/18/23	IE	SW7470A
Nickel	0.001	0.001	mg/L	1	10/24/23	IE	SW6010D
Lead	< 0.001	0.001	mg/L	1	10/24/23	IE	SW6010D
Antimony	< 0.005	0.005	mg/L	1	10/24/23	IE	SW6010D
Selenium	< 0.010	0.010	mg/L	1	10/24/23	IE	SW6010D
Thallium	< 0.0005	0.0005	mg/L	5	10/25/23	AL1	SW6020B
Vanadium	< 0.002	0.002	mg/L	1	10/24/23	IE	SW6010D
Zinc	< 0.004	0.004	mg/L	1	10/24/23	IE	SW6010D
Total Cyanide	< 0.010	0.010	mg/L	1	10/24/23	CL/GD	SW9010C/SW9012B
Extraction of ETPH	Completed				10/20/23	Z/AL	SW3510C/SW3520C
Mercury Digestion	Completed				10/18/23	ZT/AL	SW7470A
Semi-Volatile Extraction	Completed				10/20/23	Z/AL	SW3520C
Total Metals Digestion	Completed				10/19/23	AG	SW3010A
Total Metals Digestion MS	Completed				10/17/23	AG	SW3010A
TPH by GC (Extractable Products)							
Ext. Petroleum H.C. (C9-C36)	ND	0.068	mg/L	1	10/23/23	JRB	CTETPH
Identification	ND		mg/L	1	10/23/23	JRB	CTETPH
QA/QC Surrogates							
% Terphenyl (surr)	88		%	1	10/23/23	JRB	50 - 150 %

Ver 1

Project ID: ROCKVILLE FORMER MGP
Client ID: MW-13M

Phoenix I.D.: CP27677

Parameter	Result	RL/ PQL	Units	Dilution	Date/Time	By	Reference
Volatiles							
1,1,1,2-Tetrachloroethane	ND	1.0	ug/L	1	10/18/23	MH	SW8260D
1,1,1-Trichloroethane	ND	1.0	ug/L	1	10/18/23	MH	SW8260D
1,1,2,2-Tetrachloroethane	ND	0.50	ug/L	1	10/18/23	MH	SW8260D
1,1,2-Trichloroethane	ND	1.0	ug/L	1	10/18/23	MH	SW8260D
1,1-Dichloroethane	ND	1.0	ug/L	1	10/18/23	MH	SW8260D
1,1-Dichloroethene	ND	1.0	ug/L	1	10/18/23	MH	SW8260D
1,1-Dichloropropene	ND	1.0	ug/L	1	10/18/23	MH	SW8260D
1,2,3-Trichlorobenzene	ND	1.0	ug/L	1	10/18/23	MH	SW8260D
1,2,3-Trichloropropane	ND	1.0	ug/L	1	10/18/23	MH	SW8260D
1,2,4-Trichlorobenzene	ND	1.0	ug/L	1	10/18/23	MH	SW8260D
1,2,4-Trimethylbenzene	ND	1.0	ug/L	1	10/18/23	MH	SW8260D
1,2-Dibromo-3-chloropropane	ND	1.0	ug/L	1	10/18/23	MH	SW8260D
1,2-Dibromoethane	ND	1.0	ug/L	1	10/18/23	MH	SW8260D
1,2-Dichlorobenzene	ND	1.0	ug/L	1	10/18/23	MH	SW8260D
1,2-Dichloroethane	ND	0.60	ug/L	1	10/18/23	MH	SW8260D
1,2-Dichloropropane	ND	1.0	ug/L	1	10/18/23	MH	SW8260D
1,3,5-Trimethylbenzene	ND	1.0	ug/L	1	10/18/23	MH	SW8260D
1,3-Dichlorobenzene	ND	1.0	ug/L	1	10/18/23	MH	SW8260D
1,3-Dichloropropane	ND	1.0	ug/L	1	10/18/23	MH	SW8260D
1,4-Dichlorobenzene	ND	1.0	ug/L	1	10/18/23	MH	SW8260D
2,2-Dichloropropane	ND	1.0	ug/L	1	10/18/23	MH	SW8260D
2-Chlorotoluene	ND	1.0	ug/L	1	10/18/23	MH	SW8260D
2-Hexanone	ND	5.0	ug/L	1	10/18/23	MH	SW8260D
2-Isopropyltoluene	ND	1.0	ug/L	1	10/18/23	MH	SW8260D
4-Chlorotoluene	ND	1.0	ug/L	1	10/18/23	MH	SW8260D
4-Methyl-2-pentanone	ND	5.0	ug/L	1	10/18/23	MH	SW8260D
Acetone	ND	25	ug/L	1	10/18/23	MH	SW8260D
Acrylonitrile	ND	1.0	ug/L	1	10/18/23	MH	SW8260D
Benzene	ND	0.70	ug/L	1	10/18/23	MH	SW8260D
Bromobenzene	ND	1.0	ug/L	1	10/18/23	MH	SW8260D
Bromochloromethane	ND	1.0	ug/L	1	10/18/23	MH	SW8260D
Bromodichloromethane	ND	0.50	ug/L	1	10/18/23	MH	SW8260D
Bromoform	ND	1.0	ug/L	1	10/18/23	MH	SW8260D
Bromomethane	ND	1.0	ug/L	1	10/18/23	MH	SW8260D
Carbon Disulfide	ND	5.0	ug/L	1	10/18/23	MH	SW8260D
Carbon tetrachloride	ND	1.0	ug/L	1	10/18/23	MH	SW8260D
Chlorobenzene	ND	1.0	ug/L	1	10/18/23	MH	SW8260D
Chloroethane	ND	1.0	ug/L	1	10/18/23	MH	SW8260D
Chloroform	ND	1.0	ug/L	1	10/18/23	MH	SW8260D
Chloromethane	ND	1.0	ug/L	1	10/18/23	MH	SW8260D
cis-1,2-Dichloroethene	ND	1.0	ug/L	1	10/18/23	MH	SW8260D
cis-1,3-Dichloropropene	ND	0.40	ug/L	1	10/18/23	MH	SW8260D
Dibromochloromethane	ND	0.50	ug/L	1	10/18/23	MH	SW8260D
Dibromomethane	ND	1.0	ug/L	1	10/18/23	MH	SW8260D
Dichlorodifluoromethane	ND	1.0	ug/L	1	10/18/23	MH	SW8260D
Ethylbenzene	ND	1.0	ug/L	1	10/18/23	MH	SW8260D
Hexachlorobutadiene	ND	0.40	ug/L	1	10/18/23	MH	SW8260D
Isopropylbenzene	ND	1.0	ug/L	1	10/18/23	MH	SW8260D

Ver 1

Project ID: ROCKVILLE FORMER MGP
Client ID: MW-13M

Phoenix I.D.: CP27677

Parameter	Result	RL/ PQL	Units	Dilution	Date/Time	By	Reference
m&p-Xylene	ND	1.0	ug/L	1	10/18/23	MH	SW8260D
Methyl ethyl ketone	ND	5.0	ug/L	1	10/18/23	MH	SW8260D
Methyl t-butyl ether (MTBE)	ND	1.0	ug/L	1	10/18/23	MH	SW8260D
Methylene chloride	ND	1.0	ug/L	1	10/18/23	MH	SW8260D
Naphthalene	ND	1.0	ug/L	1	10/18/23	MH	SW8260D
n-Butylbenzene	ND	1.0	ug/L	1	10/18/23	MH	SW8260D
n-Propylbenzene	ND	1.0	ug/L	1	10/18/23	MH	SW8260D
o-Xylene	ND	1.0	ug/L	1	10/18/23	MH	SW8260D
p-Isopropyltoluene	ND	1.0	ug/L	1	10/18/23	MH	SW8260D
sec-Butylbenzene	ND	1.0	ug/L	1	10/18/23	MH	SW8260D
Styrene	ND	1.0	ug/L	1	10/18/23	MH	SW8260D
tert-Butylbenzene	ND	1.0	ug/L	1	10/18/23	MH	SW8260D
Tetrachloroethene	ND	1.0	ug/L	1	10/18/23	MH	SW8260D
Tetrahydrofuran (THF)	ND	2.5	ug/L	1	10/18/23	MH	SW8260D
Toluene	ND	1.0	ug/L	1	10/18/23	MH	SW8260D
Total Xylenes	ND	1.0	ug/L	1	10/18/23	MH	SW8260D
trans-1,2-Dichloroethene	ND	1.0	ug/L	1	10/18/23	MH	SW8260D
trans-1,3-Dichloropropene	ND	0.40	ug/L	1	10/18/23	MH	SW8260D
trans-1,4-dichloro-2-butene	ND	5.0	ug/L	1	10/18/23	MH	SW8260D
Trichloroethene	ND	1.0	ug/L	1	10/18/23	MH	SW8260D
Trichlorofluoromethane	ND	1.0	ug/L	1	10/18/23	MH	SW8260D
Trichlorotrifluoroethane	ND	1.0	ug/L	1	10/18/23	MH	SW8260D
Vinyl chloride	ND	1.0	ug/L	1	10/18/23	MH	SW8260D
QA/QC Surrogates							
% 1,2-dichlorobenzene-d4	102		%	1	10/18/23	MH	70 - 130 %
% Bromofluorobenzene	97		%	1	10/18/23	MH	70 - 130 %
% Dibromofluoromethane	114		%	1	10/18/23	MH	70 - 130 %
% Toluene-d8	100		%	1	10/18/23	MH	70 - 130 %
Semivolatiles by SIM, PAH							
2-Methylnaphthalene	ND	0.47	ug/L	1	10/23/23	KCA	SW8270D (SIM)
Acenaphthene	ND	0.47	ug/L	1	10/23/23	KCA	SW8270D (SIM)
Acenaphthylene	ND	0.28	ug/L	1	10/23/23	KCA	SW8270D (SIM)
Anthracene	ND	0.47	ug/L	1	10/23/23	KCA	SW8270D (SIM)
Benz(a)anthracene	ND	0.05	ug/L	1	10/23/23	KCA	SW8270D (SIM)
Benzo(a)pyrene	ND	0.19	ug/L	1	10/23/23	KCA	SW8270D (SIM)
Benzo(b)fluoranthene	ND	0.07	ug/L	1	10/23/23	KCA	SW8270D (SIM)
Benzo(ghi)perylene	ND	0.45	ug/L	1	10/23/23	KCA	SW8270D (SIM)
Benzo(k)fluoranthene	ND	0.28	ug/L	1	10/23/23	KCA	SW8270D (SIM)
Chrysene	ND	0.47	ug/L	1	10/23/23	KCA	SW8270D (SIM)
Dibenz(a,h)anthracene	ND	0.09	ug/L	1	10/23/23	KCA	SW8270D (SIM)
Fluoranthene	ND	0.47	ug/L	1	10/23/23	KCA	SW8270D (SIM)
Fluorene	ND	0.47	ug/L	1	10/23/23	KCA	SW8270D (SIM)
Indeno(1,2,3-cd)pyrene	ND	0.09	ug/L	1	10/23/23	KCA	SW8270D (SIM)
Naphthalene	ND	0.47	ug/L	1	10/23/23	KCA	SW8270D (SIM)
Phenanthrene	ND	0.06	ug/L	1	10/23/23	KCA	SW8270D (SIM)
Pyrene	ND	0.47	ug/L	1	10/23/23	KCA	SW8270D (SIM)
QA/QC Surrogates							
% 2-Fluorobiphenyl	76		%	1	10/23/23	KCA	30 - 130 %
% Nitrobenzene-d5	81		%	1	10/23/23	KCA	30 - 130 %

Ver 1

Project ID: ROCKVILLE FORMER MGP
Client ID: MW-13M

Phoenix I.D.: CP27677

Parameter	Result	RL/ PQL	Units	Dilution	Date/Time	By	Reference
% Terphenyl-d14	79		%	1	10/23/23	KCA	30 - 130 %

RL/PQL=Reporting/Practical Quantitation Level ND=Not Detected BRL=Below Reporting Level
QA/QC Surrogates: Surrogates are compounds (preceeded with a %) added by the lab to determine analysis efficiency. Surrogate results(%) listed in the report are not "detected" compounds.

Comments:

If you are the client above and have any questions concerning this testing, please do not hesitate to contact Phoenix Client Services at ext.200.
The contents of this report cannot be discussed with anyone other than the client listed above without their written consent.

Phyllis Shiller, Laboratory Director
October 27, 2023
Reviewed and Released by: Ethan Lee, Project Manager

Environmental Laboratories, Inc.
587 East Middle Turnpike, P.O.Box 370, Manchester, CT 06045
Tel. (860) 645-1102 Fax (860) 645-0823

Analysis Report

October 27, 2023

FOR: Attn: Jeffrey Holden
GEI Consultants
455 Winding Brook Drive
Suite 201
Glastonbury, CT 06033

Sample Information		Custody Information		Date	Time
Matrix:	GROUND WATER	Collected by:		10/16/23	15:05
Location Code:	GEI-EVER	Received by:	SR1	10/17/23	15:45
Rush Request:	Standard	Analyzed by:	see "By" below		
P.O.#:	2200138-1.4				

Laboratory Data

SDG ID: GCP27676
Phoenix ID: CP27678

Project ID: ROCKVILLE FORMER MGP
Client ID: MW-14M

Parameter	Result	RL/ PQL	Units	Dilution	Date/Time	By	Reference
Silver	< 0.001	0.001	mg/L	1	10/24/23	IE	SW6010D
Arsenic	< 0.004	0.004	mg/L	1	10/24/23	IE	SW6010D
Barium	0.224	0.002	mg/L	1	10/24/23	IE	SW6010D
Beryllium	< 0.001	0.001	mg/L	1	10/24/23	IE	SW6010D
Cadmium	< 0.001	0.001	mg/L	1	10/24/23	IE	SW6010D
Chromium	0.003	0.001	mg/L	1	10/24/23	IE	SW6010D
Copper	< 0.005	0.005	mg/L	1	10/24/23	IE	SW6010D
Mercury	< 0.0002	0.0002	mg/L	1	10/18/23	IE	SW7470A
Nickel	0.002	0.001	mg/L	1	10/24/23	IE	SW6010D
Lead	0.003	0.001	mg/L	1	10/24/23	IE	SW6010D
Antimony	< 0.005	0.005	mg/L	1	10/24/23	IE	SW6010D
Selenium	< 0.010	0.010	mg/L	1	10/24/23	IE	SW6010D
Thallium	< 0.0005	0.0005	mg/L	5	10/25/23	AL1	SW6020B
Vanadium	0.004	0.002	mg/L	1	10/24/23	IE	SW6010D
Zinc	0.010	0.004	mg/L	1	10/24/23	IE	SW6010D
Total Cyanide	< 0.010	0.010	mg/L	1	10/24/23	CL/GD	SW9010C/SW9012B
Extraction of ETPH	Completed				10/20/23	Z/AL	SW3510C/SW3520C
Mercury Digestion	Completed				10/18/23	ZT/AL	SW7470A
Semi-Volatile Extraction	Completed				10/20/23	Z/AL	SW3520C
Total Metals Digestion	Completed				10/19/23	AG	SW3010A
Total Metals Digestion MS	Completed				10/17/23	AG	SW3010A
TPH by GC (Extractable Products)							
Ext. Petroleum H.C. (C9-C36)	1.4	0.067	mg/L	1	10/23/23	JRB	CTETPH
Identification	**		mg/L	1	10/23/23	JRB	CTETPH
QA/QC Surrogates							
% Terphenyl (surr)	81		%	1	10/23/23	JRB	50 - 150 %

Ver 1

Project ID: ROCKVILLE FORMER MGP
Client ID: MW-14M

Phoenix I.D.: CP27678

Parameter	Result	RL/ PQL	Units	Dilution	Date/Time	By	Reference
Volatiles							
1,1,1,2-Tetrachloroethane	ND	20	ug/L	20	10/18/23	MH	SW8260D
1,1,1-Trichloroethane	ND	20	ug/L	20	10/18/23	MH	SW8260D
1,1,2,2-Tetrachloroethane	ND	10	ug/L	20	10/18/23	MH	SW8260D
1,1,2-Trichloroethane	ND	20	ug/L	20	10/18/23	MH	SW8260D
1,1-Dichloroethane	ND	20	ug/L	20	10/18/23	MH	SW8260D
1,1-Dichloroethene	ND	20	ug/L	20	10/18/23	MH	SW8260D
1,1-Dichloropropene	ND	20	ug/L	20	10/18/23	MH	SW8260D
1,2,3-Trichlorobenzene	ND	20	ug/L	20	10/18/23	MH	SW8260D
1,2,3-Trichloropropane	ND	20	ug/L	20	10/18/23	MH	SW8260D
1,2,4-Trichlorobenzene	ND	20	ug/L	20	10/18/23	MH	SW8260D
1,2,4-Trimethylbenzene	43	20	ug/L	20	10/18/23	MH	SW8260D
1,2-Dibromo-3-chloropropane	ND	20	ug/L	20	10/18/23	MH	SW8260D
1,2-Dibromoethane	ND	20	ug/L	20	10/18/23	MH	SW8260D
1,2-Dichlorobenzene	ND	20	ug/L	20	10/18/23	MH	SW8260D
1,2-Dichloroethane	ND	12	ug/L	20	10/18/23	MH	SW8260D
1,2-Dichloropropane	ND	20	ug/L	20	10/18/23	MH	SW8260D
1,3,5-Trimethylbenzene	ND	20	ug/L	20	10/18/23	MH	SW8260D
1,3-Dichlorobenzene	ND	20	ug/L	20	10/18/23	MH	SW8260D
1,3-Dichloropropane	ND	20	ug/L	20	10/18/23	MH	SW8260D
1,4-Dichlorobenzene	ND	20	ug/L	20	10/18/23	MH	SW8260D
2,2-Dichloropropane	ND	20	ug/L	20	10/18/23	MH	SW8260D
2-Chlorotoluene	ND	20	ug/L	20	10/18/23	MH	SW8260D
2-Hexanone	ND	100	ug/L	20	10/18/23	MH	SW8260D
2-Isopropyltoluene	ND	20	ug/L	20	10/18/23	MH	SW8260D
4-Chlorotoluene	ND	20	ug/L	20	10/18/23	MH	SW8260D
4-Methyl-2-pentanone	ND	100	ug/L	20	10/18/23	MH	SW8260D
Acetone	ND	500	ug/L	20	10/18/23	MH	SW8260D
Acrylonitrile	ND	20	ug/L	20	10/18/23	MH	SW8260D
Benzene	820	70	ug/L	100	10/19/23	MH	SW8260D
Bromobenzene	ND	20	ug/L	20	10/18/23	MH	SW8260D
Bromochloromethane	ND	20	ug/L	20	10/18/23	MH	SW8260D
Bromodichloromethane	ND	10	ug/L	20	10/18/23	MH	SW8260D
Bromoform	ND	20	ug/L	20	10/18/23	MH	SW8260D
Bromomethane	ND	20	ug/L	20	10/18/23	MH	SW8260D
Carbon Disulfide	ND	100	ug/L	20	10/18/23	MH	SW8260D
Carbon tetrachloride	ND	20	ug/L	20	10/18/23	MH	SW8260D
Chlorobenzene	ND	20	ug/L	20	10/18/23	MH	SW8260D
Chloroethane	ND	20	ug/L	20	10/18/23	MH	SW8260D
Chloroform	ND	20	ug/L	20	10/18/23	MH	SW8260D
Chloromethane	ND	20	ug/L	20	10/18/23	MH	SW8260D
cis-1,2-Dichloroethene	ND	20	ug/L	20	10/18/23	MH	SW8260D
cis-1,3-Dichloropropene	ND	8.0	ug/L	20	10/18/23	MH	SW8260D
Dibromochloromethane	ND	10	ug/L	20	10/18/23	MH	SW8260D
Dibromomethane	ND	20	ug/L	20	10/18/23	MH	SW8260D
Dichlorodifluoromethane	ND	20	ug/L	20	10/18/23	MH	SW8260D
Ethylbenzene	460	20	ug/L	20	10/18/23	MH	SW8260D
Hexachlorobutadiene	ND	8.0	ug/L	20	10/18/23	MH	SW8260D
Isopropylbenzene	22	20	ug/L	20	10/18/23	MH	SW8260D

Ver 1

Project ID: ROCKVILLE FORMER MGP
Client ID: MW-14M

Phoenix I.D.: CP27678

Parameter	Result	RL/ PQL	Units	Dilution	Date/Time	By	Reference
m&p-Xylene	38	20	ug/L	20	10/18/23	MH	SW8260D
Methyl ethyl ketone	ND	100	ug/L	20	10/18/23	MH	SW8260D
Methyl t-butyl ether (MTBE)	ND	20	ug/L	20	10/18/23	MH	SW8260D
Methylene chloride	ND	20	ug/L	20	10/18/23	MH	SW8260D
Naphthalene	780	100	ug/L	100	10/19/23	MH	SW8260D
n-Butylbenzene	ND	20	ug/L	20	10/18/23	MH	SW8260D
n-Propylbenzene	ND	20	ug/L	20	10/18/23	MH	SW8260D
o-Xylene	96	20	ug/L	20	10/18/23	MH	SW8260D
p-Isopropyltoluene	ND	20	ug/L	20	10/18/23	MH	SW8260D
sec-Butylbenzene	ND	20	ug/L	20	10/18/23	MH	SW8260D
Styrene	ND	20	ug/L	20	10/18/23	MH	SW8260D
tert-Butylbenzene	ND	20	ug/L	20	10/18/23	MH	SW8260D
Tetrachloroethene	ND	20	ug/L	20	10/18/23	MH	SW8260D
Tetrahydrofuran (THF)	ND	50	ug/L	20	10/18/23	MH	SW8260D
Toluene	ND	20	ug/L	20	10/18/23	MH	SW8260D
Total Xylenes	134	20	ug/L	20	10/18/23	MH	SW8260D
trans-1,2-Dichloroethene	ND	20	ug/L	20	10/18/23	MH	SW8260D
trans-1,3-Dichloropropene	ND	8.0	ug/L	20	10/18/23	MH	SW8260D
trans-1,4-dichloro-2-butene	ND	100	ug/L	20	10/18/23	MH	SW8260D
Trichloroethene	ND	20	ug/L	20	10/18/23	MH	SW8260D
Trichlorofluoromethane	ND	20	ug/L	20	10/18/23	MH	SW8260D
Trichlorotrifluoroethane	ND	20	ug/L	20	10/18/23	MH	SW8260D
Vinyl chloride	ND	20	ug/L	20	10/18/23	MH	SW8260D
QA/QC Surrogates							
% 1,2-dichlorobenzene-d4 (20x)	103		%	20	10/18/23	MH	70 - 130 %
% Bromofluorobenzene (20x)	98		%	20	10/18/23	MH	70 - 130 %
% Dibromofluoromethane (20x)	113		%	20	10/18/23	MH	70 - 130 %
% Toluene-d8 (20x)	101		%	20	10/18/23	MH	70 - 130 %
% 1,2-dichlorobenzene-d4 (100x)	101		%	100	10/19/23	MH	70 - 130 %
% Bromofluorobenzene (100x)	98		%	100	10/19/23	MH	70 - 130 %
% Dibromofluoromethane (100x)	103		%	100	10/19/23	MH	70 - 130 %
% Toluene-d8 (100x)	96		%	100	10/19/23	MH	70 - 130 %
Semivolatiles by SIM, PAH							
2-Methylnaphthalene	42	0.10	ug/L	1	10/24/23	AW	SW8270D (SIM)
Acenaphthene	82	0.05	ug/L	1	10/24/23	AW	SW8270D (SIM)
Acenaphthylene	1.5	0.29	ug/L	1	10/23/23	AW	SW8270D (SIM)
Anthracene	4.4	0.49	ug/L	1	10/23/23	AW	SW8270D (SIM)
Benz(a)anthracene	0.18	0.05	ug/L	1	10/23/23	AW	SW8270D (SIM)
Benzo(a)pyrene	ND	0.20	ug/L	1	10/23/23	AW	SW8270D (SIM)
Benzo(b)fluoranthene	ND	0.07	ug/L	1	10/23/23	AW	SW8270D (SIM)
Benzo(ghi)perylene	ND	0.47	ug/L	1	10/23/23	AW	SW8270D (SIM)
Benzo(k)fluoranthene	ND	0.29	ug/L	1	10/23/23	AW	SW8270D (SIM)
Chrysene	ND	0.49	ug/L	1	10/23/23	AW	SW8270D (SIM)
Dibenz(a,h)anthracene	ND	0.10	ug/L	1	10/23/23	AW	SW8270D (SIM)
Fluoranthene	4.4	0.49	ug/L	1	10/23/23	AW	SW8270D (SIM)
Fluorene	17	0.05	ug/L	1	10/24/23	AW	SW8270D (SIM)
Indeno(1,2,3-cd)pyrene	ND	0.10	ug/L	1	10/23/23	AW	SW8270D (SIM)
Naphthalene	810	0.98	ug/L	10	10/24/23	AW	SW8270D (SIM)
Phenanthrene	14	0.05	ug/L	1	10/24/23	AW	SW8270D (SIM)

Ver 1

Project ID: ROCKVILLE FORMER MGP
Client ID: MW-14M

Phoenix I.D.: CP27678

Parameter	Result	RL/ PQL	Units	Dilution	Date/Time	By	Reference
Pyrene	5.2	0.49	ug/L	1	10/23/23	AW	SW8270D (SIM)
QA/QC Surrogates							
% 2-Fluorobiphenyl	79		%	1	10/24/23	AW	30 - 130 %
% Nitrobenzene-d5	87		%	1	10/24/23	AW	30 - 130 %
% Terphenyl-d14	81		%	1	10/24/23	AW	30 - 130 %
% 2-Fluorobiphenyl (10x)	Diluted Out		%	10	10/24/23	AW	30 - 130 %
% Nitrobenzene-d5 (10x)	Diluted Out		%	10	10/24/23	AW	30 - 130 %
% Terphenyl-d14 (10x)	Diluted Out		%	10	10/24/23	AW	30 - 130 %

RL/PQL=Reporting/Practical Quantitation Level ND=Not Detected BRL=Below Reporting Level
QA/QC Surrogates: Surrogates are compounds (preceeded with a %) added by the lab to determine analysis efficiency. Surrogate results(%) listed in the report are not "detected" compounds.

Comments:

Volatile Comment:
Elevated reporting limits for volatiles due to the presence of target and/or non-target compounds.

TPH Comment:
**Petroleum hydrocarbon chromatogram contains a multicomponent hydrocarbon distribution in the range of C9 to C18. The sample was quantitated against a C9-C36 alkane hydrocarbon standard.

If you are the client above and have any questions concerning this testing, please do not hesitate to contact Phoenix Client Services at ext.200.
The contents of this report cannot be discussed with anyone other than the client listed above without their written consent.



Phyllis Shiller, Laboratory Director
October 27, 2023
Reviewed and Released by: Ethan Lee, Project Manager

Environmental Laboratories, Inc.
587 East Middle Turnpike, P.O.Box 370, Manchester, CT 06045
Tel. (860) 645-1102 Fax (860) 645-0823

Analysis Report

October 27, 2023

FOR: Attn: Jeffrey Holden
GEI Consultants
455 Winding Brook Drive
Suite 201
Glastonbury, CT 06033

Sample Information		Custody Information		Date	Time
Matrix:	GROUND WATER	Collected by:		10/17/23	9:00
Location Code:	GEI-EVER	Received by:	SR1	10/17/23	15:45
Rush Request:	Standard	Analyzed by:	see "By" below		
P.O.#:	2200138-1.4				

Laboratory Data

SDG ID: GCP27676
Phoenix ID: CP27679

Project ID: ROCKVILLE FORMER MGP
Client ID: EB-10172023

Parameter	Result	RL/ PQL	Units	Dilution	Date/Time	By	Reference
Silver	< 0.001	0.001	mg/L	1	10/24/23	IE	SW6010D
Arsenic	< 0.004	0.004	mg/L	1	10/24/23	IE	SW6010D
Barium	< 0.002	0.002	mg/L	1	10/24/23	IE	SW6010D
Beryllium	< 0.001	0.001	mg/L	1	10/24/23	IE	SW6010D
Cadmium	< 0.001	0.001	mg/L	1	10/24/23	IE	SW6010D
Chromium	< 0.001	0.001	mg/L	1	10/24/23	IE	SW6010D
Copper	< 0.005	0.005	mg/L	1	10/24/23	IE	SW6010D
Mercury	0.0003	0.0002	mg/L	1	10/18/23	IE	SW7470A
Nickel	< 0.001	0.001	mg/L	1	10/24/23	IE	SW6010D
Lead	0.001	0.001	mg/L	1	10/24/23	IE	SW6010D
Antimony	< 0.005	0.005	mg/L	1	10/24/23	IE	SW6010D
Selenium	< 0.010	0.010	mg/L	1	10/24/23	IE	SW6010D
Thallium	< 0.0005	0.0005	mg/L	5	10/25/23	AL1	SW6020B
Vanadium	< 0.002	0.002	mg/L	1	10/24/23	IE	SW6010D
Zinc	< 0.004	0.004	mg/L	1	10/24/23	IE	SW6010D
Total Cyanide	< 0.010	0.010	mg/L	1	10/24/23	CL/GD	SW9010C/SW9012B
Extraction of ETPH	Completed				10/20/23	Z/AL	SW3510C/SW3520C
Mercury Digestion	Completed				10/18/23	ZT/AL	SW7470A
Semi-Volatile Extraction	Completed				10/20/23	Z/AL	SW3520C
Total Metals Digestion	Completed				10/19/23	AG	SW3010A
Total Metals Digestion MS	Completed				10/17/23	AG	SW3010A
TPH by GC (Extractable Products)							
Ext. Petroleum H.C. (C9-C36)	ND	0.067	mg/L	1	10/23/23	JRB	CTETPH
Identification	ND		mg/L	1	10/23/23	JRB	CTETPH
QA/QC Surrogates							
% Terphenyl (surr)	85		%	1	10/23/23	JRB	50 - 150 %

Ver 1

Project ID: ROCKVILLE FORMER MGP
Client ID: EB-10172023

Phoenix I.D.: CP27679

Parameter	Result	RL/ PQL	Units	Dilution	Date/Time	By	Reference
Volatiles							
1,1,1,2-Tetrachloroethane	ND	1.0	ug/L	1	10/18/23	MH	SW8260D
1,1,1-Trichloroethane	ND	1.0	ug/L	1	10/18/23	MH	SW8260D
1,1,2,2-Tetrachloroethane	ND	0.50	ug/L	1	10/18/23	MH	SW8260D
1,1,2-Trichloroethane	ND	1.0	ug/L	1	10/18/23	MH	SW8260D
1,1-Dichloroethane	ND	1.0	ug/L	1	10/18/23	MH	SW8260D
1,1-Dichloroethene	ND	1.0	ug/L	1	10/18/23	MH	SW8260D
1,1-Dichloropropene	ND	1.0	ug/L	1	10/18/23	MH	SW8260D
1,2,3-Trichlorobenzene	ND	1.0	ug/L	1	10/18/23	MH	SW8260D
1,2,3-Trichloropropane	ND	1.0	ug/L	1	10/18/23	MH	SW8260D
1,2,4-Trichlorobenzene	ND	1.0	ug/L	1	10/18/23	MH	SW8260D
1,2,4-Trimethylbenzene	ND	1.0	ug/L	1	10/18/23	MH	SW8260D
1,2-Dibromo-3-chloropropane	ND	1.0	ug/L	1	10/18/23	MH	SW8260D
1,2-Dibromoethane	ND	1.0	ug/L	1	10/18/23	MH	SW8260D
1,2-Dichlorobenzene	ND	1.0	ug/L	1	10/18/23	MH	SW8260D
1,2-Dichloroethane	ND	0.60	ug/L	1	10/18/23	MH	SW8260D
1,2-Dichloropropane	ND	1.0	ug/L	1	10/18/23	MH	SW8260D
1,3,5-Trimethylbenzene	ND	1.0	ug/L	1	10/18/23	MH	SW8260D
1,3-Dichlorobenzene	ND	1.0	ug/L	1	10/18/23	MH	SW8260D
1,3-Dichloropropane	ND	1.0	ug/L	1	10/18/23	MH	SW8260D
1,4-Dichlorobenzene	ND	1.0	ug/L	1	10/18/23	MH	SW8260D
2,2-Dichloropropane	ND	1.0	ug/L	1	10/18/23	MH	SW8260D
2-Chlorotoluene	ND	1.0	ug/L	1	10/18/23	MH	SW8260D
2-Hexanone	ND	5.0	ug/L	1	10/18/23	MH	SW8260D
2-Isopropyltoluene	ND	1.0	ug/L	1	10/18/23	MH	SW8260D
4-Chlorotoluene	ND	1.0	ug/L	1	10/18/23	MH	SW8260D
4-Methyl-2-pentanone	ND	5.0	ug/L	1	10/18/23	MH	SW8260D
Acetone	ND	25	ug/L	1	10/18/23	MH	SW8260D
Acrylonitrile	ND	1.0	ug/L	1	10/18/23	MH	SW8260D
Benzene	ND	0.70	ug/L	1	10/18/23	MH	SW8260D
Bromobenzene	ND	1.0	ug/L	1	10/18/23	MH	SW8260D
Bromochloromethane	ND	1.0	ug/L	1	10/18/23	MH	SW8260D
Bromodichloromethane	ND	0.50	ug/L	1	10/18/23	MH	SW8260D
Bromoform	ND	1.0	ug/L	1	10/18/23	MH	SW8260D
Bromomethane	ND	1.0	ug/L	1	10/18/23	MH	SW8260D
Carbon Disulfide	ND	5.0	ug/L	1	10/18/23	MH	SW8260D
Carbon tetrachloride	ND	1.0	ug/L	1	10/18/23	MH	SW8260D
Chlorobenzene	ND	1.0	ug/L	1	10/18/23	MH	SW8260D
Chloroethane	ND	1.0	ug/L	1	10/18/23	MH	SW8260D
Chloroform	ND	1.0	ug/L	1	10/18/23	MH	SW8260D
Chloromethane	ND	1.0	ug/L	1	10/18/23	MH	SW8260D
cis-1,2-Dichloroethene	ND	1.0	ug/L	1	10/18/23	MH	SW8260D
cis-1,3-Dichloropropene	ND	0.40	ug/L	1	10/18/23	MH	SW8260D
Dibromochloromethane	ND	0.50	ug/L	1	10/18/23	MH	SW8260D
Dibromomethane	ND	1.0	ug/L	1	10/18/23	MH	SW8260D
Dichlorodifluoromethane	ND	1.0	ug/L	1	10/18/23	MH	SW8260D
Ethylbenzene	ND	1.0	ug/L	1	10/18/23	MH	SW8260D
Hexachlorobutadiene	ND	0.40	ug/L	1	10/18/23	MH	SW8260D
Isopropylbenzene	ND	1.0	ug/L	1	10/18/23	MH	SW8260D

Ver 1

Project ID: ROCKVILLE FORMER MGP
Client ID: EB-10172023

Phoenix I.D.: CP27679

Parameter	Result	RL/ PQL	Units	Dilution	Date/Time	By	Reference
m&p-Xylene	ND	1.0	ug/L	1	10/18/23	MH	SW8260D
Methyl ethyl ketone	ND	5.0	ug/L	1	10/18/23	MH	SW8260D
Methyl t-butyl ether (MTBE)	ND	1.0	ug/L	1	10/18/23	MH	SW8260D
Methylene chloride	ND	1.0	ug/L	1	10/18/23	MH	SW8260D
Naphthalene	ND	1.0	ug/L	1	10/18/23	MH	SW8260D
n-Butylbenzene	ND	1.0	ug/L	1	10/18/23	MH	SW8260D
n-Propylbenzene	ND	1.0	ug/L	1	10/18/23	MH	SW8260D
o-Xylene	ND	1.0	ug/L	1	10/18/23	MH	SW8260D
p-Isopropyltoluene	ND	1.0	ug/L	1	10/18/23	MH	SW8260D
sec-Butylbenzene	ND	1.0	ug/L	1	10/18/23	MH	SW8260D
Styrene	ND	1.0	ug/L	1	10/18/23	MH	SW8260D
tert-Butylbenzene	ND	1.0	ug/L	1	10/18/23	MH	SW8260D
Tetrachloroethene	ND	1.0	ug/L	1	10/18/23	MH	SW8260D
Tetrahydrofuran (THF)	ND	2.5	ug/L	1	10/18/23	MH	SW8260D
Toluene	ND	1.0	ug/L	1	10/18/23	MH	SW8260D
Total Xylenes	ND	1.0	ug/L	1	10/18/23	MH	SW8260D
trans-1,2-Dichloroethene	ND	1.0	ug/L	1	10/18/23	MH	SW8260D
trans-1,3-Dichloropropene	ND	0.40	ug/L	1	10/18/23	MH	SW8260D
trans-1,4-dichloro-2-butene	ND	5.0	ug/L	1	10/18/23	MH	SW8260D
Trichloroethene	ND	1.0	ug/L	1	10/18/23	MH	SW8260D
Trichlorofluoromethane	ND	1.0	ug/L	1	10/18/23	MH	SW8260D
Trichlorotrifluoroethane	ND	1.0	ug/L	1	10/18/23	MH	SW8260D
Vinyl chloride	ND	1.0	ug/L	1	10/18/23	MH	SW8260D
QA/QC Surrogates							
% 1,2-dichlorobenzene-d4	102		%	1	10/18/23	MH	70 - 130 %
% Bromofluorobenzene	96		%	1	10/18/23	MH	70 - 130 %
% Dibromofluoromethane	115		%	1	10/18/23	MH	70 - 130 %
% Toluene-d8	99		%	1	10/18/23	MH	70 - 130 %
Semivolatiles by SIM, PAH							
2-Methylnaphthalene	ND	0.48	ug/L	1	10/23/23	KCA	SW8270D (SIM)
Acenaphthene	ND	0.48	ug/L	1	10/23/23	KCA	SW8270D (SIM)
Acenaphthylene	ND	0.29	ug/L	1	10/23/23	KCA	SW8270D (SIM)
Anthracene	ND	0.48	ug/L	1	10/23/23	KCA	SW8270D (SIM)
Benz(a)anthracene	ND	0.05	ug/L	1	10/23/23	KCA	SW8270D (SIM)
Benzo(a)pyrene	ND	0.19	ug/L	1	10/23/23	KCA	SW8270D (SIM)
Benzo(b)fluoranthene	ND	0.07	ug/L	1	10/23/23	KCA	SW8270D (SIM)
Benzo(ghi)perylene	ND	0.46	ug/L	1	10/23/23	KCA	SW8270D (SIM)
Benzo(k)fluoranthene	ND	0.29	ug/L	1	10/23/23	KCA	SW8270D (SIM)
Chrysene	ND	0.48	ug/L	1	10/23/23	KCA	SW8270D (SIM)
Dibenz(a,h)anthracene	ND	0.10	ug/L	1	10/23/23	KCA	SW8270D (SIM)
Fluoranthene	ND	0.48	ug/L	1	10/23/23	KCA	SW8270D (SIM)
Fluorene	ND	0.48	ug/L	1	10/23/23	KCA	SW8270D (SIM)
Indeno(1,2,3-cd)pyrene	ND	0.10	ug/L	1	10/23/23	KCA	SW8270D (SIM)
Naphthalene	ND	0.48	ug/L	1	10/23/23	KCA	SW8270D (SIM)
Phenanthrene	ND	0.06	ug/L	1	10/23/23	KCA	SW8270D (SIM)
Pyrene	ND	0.48	ug/L	1	10/23/23	KCA	SW8270D (SIM)
QA/QC Surrogates							
% 2-Fluorobiphenyl	76		%	1	10/23/23	KCA	30 - 130 %
% Nitrobenzene-d5	84		%	1	10/23/23	KCA	30 - 130 %

Ver 1

Project ID: ROCKVILLE FORMER MGP
Client ID: EB-10172023

Phoenix I.D.: CP27679

Parameter	Result	RL/ PQL	Units	Dilution	Date/Time	By	Reference
% Terphenyl-d14	83		%	1	10/23/23	KCA	30 - 130 %

RL/PQL=Reporting/Practical Quantitation Level ND=Not Detected BRL=Below Reporting Level
QA/QC Surrogates: Surrogates are compounds (preceeded with a %) added by the lab to determine analysis efficiency. Surrogate results(%) listed in the report are not "detected" compounds.

Comments:

If you are the client above and have any questions concerning this testing, please do not hesitate to contact Phoenix Client Services at ext.200.
The contents of this report cannot be discussed with anyone other than the client listed above without their written consent.



Phyllis Shiller, Laboratory Director
October 27, 2023
Reviewed and Released by: Ethan Lee, Project Manager

Environmental Laboratories, Inc.
587 East Middle Turnpike, P.O.Box 370, Manchester, CT 06045
Tel. (860) 645-1102 Fax (860) 645-0823

Analysis Report

October 27, 2023

FOR: Attn: Jeffrey Holden
GEI Consultants
455 Winding Brook Drive
Suite 201
Glastonbury, CT 06033

Sample Information		Custody Information		Date	Time
Matrix:	GROUND WATER	Collected by:		10/17/23	11:05
Location Code:	GEI-EVER	Received by:	SR1	10/17/23	15:45
Rush Request:	Standard	Analyzed by:	see "By" below		
P.O.#:	2200138-1.4				

Laboratory Data

SDG ID: GCP27676
Phoenix ID: CP27680

Project ID: ROCKVILLE FORMER MGP
Client ID: MW-44S

Parameter	Result	RL/ PQL	Units	Dilution	Date/Time	By	Reference
Silver	< 0.001	0.001	mg/L	1	10/24/23	IE	SW6010D
Arsenic	< 0.004	0.004	mg/L	1	10/24/23	IE	SW6010D
Barium	0.059	0.002	mg/L	1	10/24/23	IE	SW6010D
Beryllium	< 0.001	0.001	mg/L	1	10/24/23	IE	SW6010D
Cadmium	< 0.001	0.001	mg/L	1	10/24/23	IE	SW6010D
Chromium	0.003	0.001	mg/L	1	10/24/23	IE	SW6010D
Copper	< 0.005	0.005	mg/L	1	10/24/23	IE	SW6010D
Mercury	0.0005	0.0002	mg/L	1	10/18/23	IE	SW7470A
Nickel	0.012	0.001	mg/L	1	10/24/23	IE	SW6010D
Lead	< 0.001	0.001	mg/L	1	10/24/23	IE	SW6010D
Antimony	< 0.005	0.005	mg/L	1	10/24/23	IE	SW6010D
Selenium	< 0.010	0.010	mg/L	1	10/24/23	IE	SW6010D
Thallium	< 0.0005	0.0005	mg/L	5	10/25/23	AL1	SW6020B
Vanadium	< 0.002	0.002	mg/L	1	10/24/23	IE	SW6010D
Zinc	< 0.004	0.004	mg/L	1	10/24/23	IE	SW6010D
Total Cyanide	< 0.010	0.010	mg/L	1	10/24/23	CL/GD	SW9010C/SW9012B
Extraction of ETPH	Completed				10/20/23	Z/AL	SW3510C/SW3520C
Mercury Digestion	Completed				10/18/23	ZT/AL	SW7470A
Semi-Volatile Extraction	Completed				10/20/23	Z/AL	SW3520C
Total Metals Digestion	Completed				10/19/23	AG	SW3010A
Total Metals Digestion MS	Completed				10/17/23	AG	SW3010A
TPH by GC (Extractable Products)							
Ext. Petroleum H.C. (C9-C36)	ND	0.067	mg/L	1	10/23/23	JRB	CTETPH
Identification	ND		mg/L	1	10/23/23	JRB	CTETPH
QA/QC Surrogates							
% Terphenyl (surr)	78		%	1	10/23/23	JRB	50 - 150 %

Ver 1

Project ID: ROCKVILLE FORMER MGP
Client ID: MW-44S

Phoenix I.D.: CP27680

Parameter	Result	RL/ PQL	Units	Dilution	Date/Time	By	Reference
Volatiles							
1,1,1,2-Tetrachloroethane	ND	1.0	ug/L	1	10/18/23	MH	SW8260D
1,1,1-Trichloroethane	ND	1.0	ug/L	1	10/18/23	MH	SW8260D
1,1,2,2-Tetrachloroethane	ND	0.50	ug/L	1	10/18/23	MH	SW8260D
1,1,2-Trichloroethane	ND	1.0	ug/L	1	10/18/23	MH	SW8260D
1,1-Dichloroethane	ND	1.0	ug/L	1	10/18/23	MH	SW8260D
1,1-Dichloroethene	ND	1.0	ug/L	1	10/18/23	MH	SW8260D
1,1-Dichloropropene	ND	1.0	ug/L	1	10/18/23	MH	SW8260D
1,2,3-Trichlorobenzene	ND	1.0	ug/L	1	10/18/23	MH	SW8260D
1,2,3-Trichloropropane	ND	1.0	ug/L	1	10/18/23	MH	SW8260D
1,2,4-Trichlorobenzene	ND	1.0	ug/L	1	10/18/23	MH	SW8260D
1,2,4-Trimethylbenzene	ND	1.0	ug/L	1	10/18/23	MH	SW8260D
1,2-Dibromo-3-chloropropane	ND	1.0	ug/L	1	10/18/23	MH	SW8260D
1,2-Dibromoethane	ND	1.0	ug/L	1	10/18/23	MH	SW8260D
1,2-Dichlorobenzene	ND	1.0	ug/L	1	10/18/23	MH	SW8260D
1,2-Dichloroethane	ND	0.60	ug/L	1	10/18/23	MH	SW8260D
1,2-Dichloropropane	ND	1.0	ug/L	1	10/18/23	MH	SW8260D
1,3,5-Trimethylbenzene	ND	1.0	ug/L	1	10/18/23	MH	SW8260D
1,3-Dichlorobenzene	ND	1.0	ug/L	1	10/18/23	MH	SW8260D
1,3-Dichloropropane	ND	1.0	ug/L	1	10/18/23	MH	SW8260D
1,4-Dichlorobenzene	ND	1.0	ug/L	1	10/18/23	MH	SW8260D
2,2-Dichloropropane	ND	1.0	ug/L	1	10/18/23	MH	SW8260D
2-Chlorotoluene	ND	1.0	ug/L	1	10/18/23	MH	SW8260D
2-Hexanone	ND	5.0	ug/L	1	10/18/23	MH	SW8260D
2-Isopropyltoluene	ND	1.0	ug/L	1	10/18/23	MH	SW8260D
4-Chlorotoluene	ND	1.0	ug/L	1	10/18/23	MH	SW8260D
4-Methyl-2-pentanone	ND	5.0	ug/L	1	10/18/23	MH	SW8260D
Acetone	ND	25	ug/L	1	10/18/23	MH	SW8260D
Acrylonitrile	ND	1.0	ug/L	1	10/18/23	MH	SW8260D
Benzene	ND	0.70	ug/L	1	10/18/23	MH	SW8260D
Bromobenzene	ND	1.0	ug/L	1	10/18/23	MH	SW8260D
Bromochloromethane	ND	1.0	ug/L	1	10/18/23	MH	SW8260D
Bromodichloromethane	ND	0.50	ug/L	1	10/18/23	MH	SW8260D
Bromoform	ND	1.0	ug/L	1	10/18/23	MH	SW8260D
Bromomethane	ND	1.0	ug/L	1	10/18/23	MH	SW8260D
Carbon Disulfide	ND	5.0	ug/L	1	10/18/23	MH	SW8260D
Carbon tetrachloride	ND	1.0	ug/L	1	10/18/23	MH	SW8260D
Chlorobenzene	ND	1.0	ug/L	1	10/18/23	MH	SW8260D
Chloroethane	ND	1.0	ug/L	1	10/18/23	MH	SW8260D
Chloroform	ND	1.0	ug/L	1	10/18/23	MH	SW8260D
Chloromethane	ND	1.0	ug/L	1	10/18/23	MH	SW8260D
cis-1,2-Dichloroethene	ND	1.0	ug/L	1	10/18/23	MH	SW8260D
cis-1,3-Dichloropropene	ND	0.40	ug/L	1	10/18/23	MH	SW8260D
Dibromochloromethane	ND	0.50	ug/L	1	10/18/23	MH	SW8260D
Dibromomethane	ND	1.0	ug/L	1	10/18/23	MH	SW8260D
Dichlorodifluoromethane	ND	1.0	ug/L	1	10/18/23	MH	SW8260D
Ethylbenzene	ND	1.0	ug/L	1	10/18/23	MH	SW8260D
Hexachlorobutadiene	ND	0.40	ug/L	1	10/18/23	MH	SW8260D
Isopropylbenzene	ND	1.0	ug/L	1	10/18/23	MH	SW8260D

Ver 1

Project ID: ROCKVILLE FORMER MGP
Client ID: MW-44S

Phoenix I.D.: CP27680

Parameter	Result	RL/ PQL	Units	Dilution	Date/Time	By	Reference
m&p-Xylene	ND	1.0	ug/L	1	10/18/23	MH	SW8260D
Methyl ethyl ketone	ND	5.0	ug/L	1	10/18/23	MH	SW8260D
Methyl t-butyl ether (MTBE)	ND	1.0	ug/L	1	10/18/23	MH	SW8260D
Methylene chloride	ND	1.0	ug/L	1	10/18/23	MH	SW8260D
Naphthalene	ND	1.0	ug/L	1	10/18/23	MH	SW8260D
n-Butylbenzene	ND	1.0	ug/L	1	10/18/23	MH	SW8260D
n-Propylbenzene	ND	1.0	ug/L	1	10/18/23	MH	SW8260D
o-Xylene	ND	1.0	ug/L	1	10/18/23	MH	SW8260D
p-Isopropyltoluene	ND	1.0	ug/L	1	10/18/23	MH	SW8260D
sec-Butylbenzene	ND	1.0	ug/L	1	10/18/23	MH	SW8260D
Styrene	ND	1.0	ug/L	1	10/18/23	MH	SW8260D
tert-Butylbenzene	ND	1.0	ug/L	1	10/18/23	MH	SW8260D
Tetrachloroethene	ND	1.0	ug/L	1	10/18/23	MH	SW8260D
Tetrahydrofuran (THF)	ND	2.5	ug/L	1	10/18/23	MH	SW8260D
Toluene	ND	1.0	ug/L	1	10/18/23	MH	SW8260D
Total Xylenes	ND	1.0	ug/L	1	10/18/23	MH	SW8260D
trans-1,2-Dichloroethene	ND	1.0	ug/L	1	10/18/23	MH	SW8260D
trans-1,3-Dichloropropene	ND	0.40	ug/L	1	10/18/23	MH	SW8260D
trans-1,4-dichloro-2-butene	ND	5.0	ug/L	1	10/18/23	MH	SW8260D
Trichloroethene	ND	1.0	ug/L	1	10/18/23	MH	SW8260D
Trichlorofluoromethane	ND	1.0	ug/L	1	10/18/23	MH	SW8260D
Trichlorotrifluoroethane	ND	1.0	ug/L	1	10/18/23	MH	SW8260D
Vinyl chloride	ND	1.0	ug/L	1	10/18/23	MH	SW8260D
QA/QC Surrogates							
% 1,2-dichlorobenzene-d4	101		%	1	10/18/23	MH	70 - 130 %
% Bromofluorobenzene	97		%	1	10/18/23	MH	70 - 130 %
% Dibromofluoromethane	113		%	1	10/18/23	MH	70 - 130 %
% Toluene-d8	100		%	1	10/18/23	MH	70 - 130 %
Semivolatiles by SIM, PAH							
2-Methylnaphthalene	ND	0.47	ug/L	1	10/23/23	KCA	SW8270D (SIM)
Acenaphthene	ND	0.47	ug/L	1	10/23/23	KCA	SW8270D (SIM)
Acenaphthylene	ND	0.28	ug/L	1	10/23/23	KCA	SW8270D (SIM)
Anthracene	ND	0.47	ug/L	1	10/23/23	KCA	SW8270D (SIM)
Benz(a)anthracene	ND	0.05	ug/L	1	10/23/23	KCA	SW8270D (SIM)
Benzo(a)pyrene	ND	0.19	ug/L	1	10/23/23	KCA	SW8270D (SIM)
Benzo(b)fluoranthene	ND	0.07	ug/L	1	10/23/23	KCA	SW8270D (SIM)
Benzo(ghi)perylene	ND	0.45	ug/L	1	10/23/23	KCA	SW8270D (SIM)
Benzo(k)fluoranthene	ND	0.28	ug/L	1	10/23/23	KCA	SW8270D (SIM)
Chrysene	ND	0.47	ug/L	1	10/23/23	KCA	SW8270D (SIM)
Dibenz(a,h)anthracene	ND	0.09	ug/L	1	10/23/23	KCA	SW8270D (SIM)
Fluoranthene	ND	0.47	ug/L	1	10/23/23	KCA	SW8270D (SIM)
Fluorene	ND	0.47	ug/L	1	10/23/23	KCA	SW8270D (SIM)
Indeno(1,2,3-cd)pyrene	ND	0.09	ug/L	1	10/23/23	KCA	SW8270D (SIM)
Naphthalene	ND	0.47	ug/L	1	10/23/23	KCA	SW8270D (SIM)
Phenanthrene	ND	0.06	ug/L	1	10/23/23	KCA	SW8270D (SIM)
Pyrene	ND	0.47	ug/L	1	10/23/23	KCA	SW8270D (SIM)
QA/QC Surrogates							
% 2-Fluorobiphenyl	77		%	1	10/23/23	KCA	30 - 130 %
% Nitrobenzene-d5	76		%	1	10/23/23	KCA	30 - 130 %

Ver 1

Project ID: ROCKVILLE FORMER MGP
Client ID: MW-44S

Phoenix I.D.: CP27680

Parameter	Result	RL/ PQL	Units	Dilution	Date/Time	By	Reference
% Terphenyl-d14	80		%	1	10/23/23	KCA	30 - 130 %

RL/PQL=Reporting/Practical Quantitation Level ND=Not Detected BRL=Below Reporting Level
QA/QC Surrogates: Surrogates are compounds (preceeded with a %) added by the lab to determine analysis efficiency. Surrogate results(%) listed in the report are not "detected" compounds.

Comments:

If you are the client above and have any questions concerning this testing, please do not hesitate to contact Phoenix Client Services at ext.200.
The contents of this report cannot be discussed with anyone other than the client listed above without their written consent.

Phyllis Shiller, Laboratory Director
October 27, 2023
Reviewed and Released by: Ethan Lee, Project Manager

Environmental Laboratories, Inc.
587 East Middle Turnpike, P.O.Box 370, Manchester, CT 06045
Tel. (860) 645-1102 Fax (860) 645-0823

Analysis Report

October 27, 2023

FOR: Attn: Jeffrey Holden
GEI Consultants
455 Winding Brook Drive
Suite 201
Glastonbury, CT 06033

Sample Information		Custody Information		Date	Time
Matrix:	GROUND WATER	Collected by:		10/17/23	11:35
Location Code:	GEI-EVER	Received by:	SR1	10/17/23	15:45
Rush Request:	Standard	Analyzed by:	see "By" below		
P.O.#:	2200138-1.4				

Laboratory Data

SDG ID: GCP27676
Phoenix ID: CP27681

Project ID: ROCKVILLE FORMER MGP
Client ID: MW-44M

Parameter	Result	RL/ PQL	Units	Dilution	Date/Time	By	Reference
Silver	< 0.001	0.001	mg/L	1	10/24/23	IE	SW6010D
Arsenic	< 0.004	0.004	mg/L	1	10/24/23	IE	SW6010D
Barium	0.058	0.002	mg/L	1	10/24/23	IE	SW6010D
Beryllium	< 0.001	0.001	mg/L	1	10/24/23	IE	SW6010D
Cadmium	< 0.001	0.001	mg/L	1	10/24/23	IE	SW6010D
Chromium	0.007	0.001	mg/L	1	10/24/23	IE	SW6010D
Copper	0.006	0.005	mg/L	1	10/24/23	IE	SW6010D
Mercury	< 0.0002	0.0002	mg/L	1	10/18/23	IE	SW7470A
Nickel	0.004	0.001	mg/L	1	10/24/23	IE	SW6010D
Lead	0.002	0.001	mg/L	1	10/24/23	IE	SW6010D
Antimony	< 0.005	0.005	mg/L	1	10/24/23	IE	SW6010D
Selenium	< 0.010	0.010	mg/L	1	10/24/23	IE	SW6010D
Thallium	< 0.0005	0.0005	mg/L	5	10/25/23	AL1	SW6020B
Vanadium	0.006	0.002	mg/L	1	10/24/23	IE	SW6010D
Zinc	0.012	0.004	mg/L	1	10/24/23	IE	SW6010D
Total Cyanide	< 0.010	0.010	mg/L	1	10/24/23	CL/GD	SW9010C/SW9012B
Extraction of ETPH	Completed				10/20/23	Z/AL	SW3510C/SW3520C
Mercury Digestion	Completed				10/18/23	ZT/AL	SW7470A
Semi-Volatile Extraction	Completed				10/20/23	Z/AL	SW3520C
Total Metals Digestion	Completed				10/19/23	AG	SW3010A
Total Metals Digestion MS	Completed				10/17/23	AG	SW3010A
TPH by GC (Extractable Products)							
Ext. Petroleum H.C. (C9-C36)	ND	0.067	mg/L	1	10/23/23	JRB	CTETPH
Identification	ND		mg/L	1	10/23/23	JRB	CTETPH
QA/QC Surrogates							
% Terphenyl (surr)	76		%	1	10/23/23	JRB	50 - 150 %

Ver 1

Project ID: ROCKVILLE FORMER MGP
Client ID: MW-44M

Phoenix I.D.: CP27681

Parameter	Result	RL/ PQL	Units	Dilution	Date/Time	By	Reference
Volatiles							
1,1,1,2-Tetrachloroethane	ND	1.0	ug/L	1	10/18/23	MH	SW8260D
1,1,1-Trichloroethane	ND	1.0	ug/L	1	10/18/23	MH	SW8260D
1,1,2,2-Tetrachloroethane	ND	0.50	ug/L	1	10/18/23	MH	SW8260D
1,1,2-Trichloroethane	ND	1.0	ug/L	1	10/18/23	MH	SW8260D
1,1-Dichloroethane	ND	1.0	ug/L	1	10/18/23	MH	SW8260D
1,1-Dichloroethene	ND	1.0	ug/L	1	10/18/23	MH	SW8260D
1,1-Dichloropropene	ND	1.0	ug/L	1	10/18/23	MH	SW8260D
1,2,3-Trichlorobenzene	ND	1.0	ug/L	1	10/18/23	MH	SW8260D
1,2,3-Trichloropropane	ND	1.0	ug/L	1	10/18/23	MH	SW8260D
1,2,4-Trichlorobenzene	ND	1.0	ug/L	1	10/18/23	MH	SW8260D
1,2,4-Trimethylbenzene	ND	1.0	ug/L	1	10/18/23	MH	SW8260D
1,2-Dibromo-3-chloropropane	ND	1.0	ug/L	1	10/18/23	MH	SW8260D
1,2-Dibromoethane	ND	1.0	ug/L	1	10/18/23	MH	SW8260D
1,2-Dichlorobenzene	ND	1.0	ug/L	1	10/18/23	MH	SW8260D
1,2-Dichloroethane	ND	0.60	ug/L	1	10/18/23	MH	SW8260D
1,2-Dichloropropane	ND	1.0	ug/L	1	10/18/23	MH	SW8260D
1,3,5-Trimethylbenzene	ND	1.0	ug/L	1	10/18/23	MH	SW8260D
1,3-Dichlorobenzene	ND	1.0	ug/L	1	10/18/23	MH	SW8260D
1,3-Dichloropropane	ND	1.0	ug/L	1	10/18/23	MH	SW8260D
1,4-Dichlorobenzene	ND	1.0	ug/L	1	10/18/23	MH	SW8260D
2,2-Dichloropropane	ND	1.0	ug/L	1	10/18/23	MH	SW8260D
2-Chlorotoluene	ND	1.0	ug/L	1	10/18/23	MH	SW8260D
2-Hexanone	ND	5.0	ug/L	1	10/18/23	MH	SW8260D
2-Isopropyltoluene	ND	1.0	ug/L	1	10/18/23	MH	SW8260D
4-Chlorotoluene	ND	1.0	ug/L	1	10/18/23	MH	SW8260D
4-Methyl-2-pentanone	ND	5.0	ug/L	1	10/18/23	MH	SW8260D
Acetone	ND	25	ug/L	1	10/18/23	MH	SW8260D
Acrylonitrile	ND	1.0	ug/L	1	10/18/23	MH	SW8260D
Benzene	ND	0.70	ug/L	1	10/18/23	MH	SW8260D
Bromobenzene	ND	1.0	ug/L	1	10/18/23	MH	SW8260D
Bromochloromethane	ND	1.0	ug/L	1	10/18/23	MH	SW8260D
Bromodichloromethane	ND	0.50	ug/L	1	10/18/23	MH	SW8260D
Bromoform	ND	1.0	ug/L	1	10/18/23	MH	SW8260D
Bromomethane	ND	1.0	ug/L	1	10/18/23	MH	SW8260D
Carbon Disulfide	ND	5.0	ug/L	1	10/18/23	MH	SW8260D
Carbon tetrachloride	ND	1.0	ug/L	1	10/18/23	MH	SW8260D
Chlorobenzene	ND	1.0	ug/L	1	10/18/23	MH	SW8260D
Chloroethane	ND	1.0	ug/L	1	10/18/23	MH	SW8260D
Chloroform	ND	1.0	ug/L	1	10/18/23	MH	SW8260D
Chloromethane	ND	1.0	ug/L	1	10/18/23	MH	SW8260D
cis-1,2-Dichloroethene	ND	1.0	ug/L	1	10/18/23	MH	SW8260D
cis-1,3-Dichloropropene	ND	0.40	ug/L	1	10/18/23	MH	SW8260D
Dibromochloromethane	ND	0.50	ug/L	1	10/18/23	MH	SW8260D
Dibromomethane	ND	1.0	ug/L	1	10/18/23	MH	SW8260D
Dichlorodifluoromethane	ND	1.0	ug/L	1	10/18/23	MH	SW8260D
Ethylbenzene	ND	1.0	ug/L	1	10/18/23	MH	SW8260D
Hexachlorobutadiene	ND	0.40	ug/L	1	10/18/23	MH	SW8260D
Isopropylbenzene	ND	1.0	ug/L	1	10/18/23	MH	SW8260D

Ver 1

Project ID: ROCKVILLE FORMER MGP
Client ID: MW-44M

Phoenix I.D.: CP27681

Parameter	Result	RL/ PQL	Units	Dilution	Date/Time	By	Reference
m&p-Xylene	ND	1.0	ug/L	1	10/18/23	MH	SW8260D
Methyl ethyl ketone	ND	5.0	ug/L	1	10/18/23	MH	SW8260D
Methyl t-butyl ether (MTBE)	ND	1.0	ug/L	1	10/18/23	MH	SW8260D
Methylene chloride	ND	1.0	ug/L	1	10/18/23	MH	SW8260D
Naphthalene	ND	1.0	ug/L	1	10/18/23	MH	SW8260D
n-Butylbenzene	ND	1.0	ug/L	1	10/18/23	MH	SW8260D
n-Propylbenzene	ND	1.0	ug/L	1	10/18/23	MH	SW8260D
o-Xylene	ND	1.0	ug/L	1	10/18/23	MH	SW8260D
p-Isopropyltoluene	ND	1.0	ug/L	1	10/18/23	MH	SW8260D
sec-Butylbenzene	ND	1.0	ug/L	1	10/18/23	MH	SW8260D
Styrene	ND	1.0	ug/L	1	10/18/23	MH	SW8260D
tert-Butylbenzene	ND	1.0	ug/L	1	10/18/23	MH	SW8260D
Tetrachloroethene	ND	1.0	ug/L	1	10/18/23	MH	SW8260D
Tetrahydrofuran (THF)	ND	2.5	ug/L	1	10/18/23	MH	SW8260D
Toluene	ND	1.0	ug/L	1	10/18/23	MH	SW8260D
Total Xylenes	ND	1.0	ug/L	1	10/18/23	MH	SW8260D
trans-1,2-Dichloroethene	ND	1.0	ug/L	1	10/18/23	MH	SW8260D
trans-1,3-Dichloropropene	ND	0.40	ug/L	1	10/18/23	MH	SW8260D
trans-1,4-dichloro-2-butene	ND	5.0	ug/L	1	10/18/23	MH	SW8260D
Trichloroethene	ND	1.0	ug/L	1	10/18/23	MH	SW8260D
Trichlorofluoromethane	ND	1.0	ug/L	1	10/18/23	MH	SW8260D
Trichlorotrifluoroethane	ND	1.0	ug/L	1	10/18/23	MH	SW8260D
Vinyl chloride	ND	1.0	ug/L	1	10/18/23	MH	SW8260D
QA/QC Surrogates							
% 1,2-dichlorobenzene-d4	101		%	1	10/18/23	MH	70 - 130 %
% Bromofluorobenzene	96		%	1	10/18/23	MH	70 - 130 %
% Dibromofluoromethane	113		%	1	10/18/23	MH	70 - 130 %
% Toluene-d8	100		%	1	10/18/23	MH	70 - 130 %
Semivolatiles by SIM, PAH							
2-Methylnaphthalene	ND	0.48	ug/L	1	10/23/23	KCA	SW8270D (SIM)
Acenaphthene	ND	0.48	ug/L	1	10/23/23	KCA	SW8270D (SIM)
Acenaphthylene	ND	0.29	ug/L	1	10/23/23	KCA	SW8270D (SIM)
Anthracene	ND	0.48	ug/L	1	10/23/23	KCA	SW8270D (SIM)
Benz(a)anthracene	ND	0.05	ug/L	1	10/23/23	KCA	SW8270D (SIM)
Benzo(a)pyrene	ND	0.19	ug/L	1	10/23/23	KCA	SW8270D (SIM)
Benzo(b)fluoranthene	ND	0.07	ug/L	1	10/23/23	KCA	SW8270D (SIM)
Benzo(ghi)perylene	ND	0.46	ug/L	1	10/23/23	KCA	SW8270D (SIM)
Benzo(k)fluoranthene	ND	0.29	ug/L	1	10/23/23	KCA	SW8270D (SIM)
Chrysene	ND	0.48	ug/L	1	10/23/23	KCA	SW8270D (SIM)
Dibenz(a,h)anthracene	ND	0.10	ug/L	1	10/23/23	KCA	SW8270D (SIM)
Fluoranthene	ND	0.48	ug/L	1	10/23/23	KCA	SW8270D (SIM)
Fluorene	ND	0.48	ug/L	1	10/23/23	KCA	SW8270D (SIM)
Indeno(1,2,3-cd)pyrene	ND	0.10	ug/L	1	10/23/23	KCA	SW8270D (SIM)
Naphthalene	ND	0.48	ug/L	1	10/23/23	KCA	SW8270D (SIM)
Phenanthrene	0.06	0.06	ug/L	1	10/23/23	KCA	SW8270D (SIM)
Pyrene	ND	0.48	ug/L	1	10/23/23	KCA	SW8270D (SIM)
QA/QC Surrogates							
% 2-Fluorobiphenyl	73		%	1	10/23/23	KCA	30 - 130 %
% Nitrobenzene-d5	74		%	1	10/23/23	KCA	30 - 130 %

Ver 1

Project ID: ROCKVILLE FORMER MGP
Client ID: MW-44M

Phoenix I.D.: CP27681

Parameter	Result	RL/ PQL	Units	Dilution	Date/Time	By	Reference
% Terphenyl-d14	72		%	1	10/23/23	KCA	30 - 130 %

RL/PQL=Reporting/Practical Quantitation Level ND=Not Detected BRL=Below Reporting Level
QA/QC Surrogates: Surrogates are compounds (preceeded with a %) added by the lab to determine analysis efficiency. Surrogate results(%) listed in the report are not "detected" compounds.

Comments:

If you are the client above and have any questions concerning this testing, please do not hesitate to contact Phoenix Client Services at ext.200.
The contents of this report cannot be discussed with anyone other than the client listed above without their written consent.



Phyllis Shiller, Laboratory Director
October 27, 2023
Reviewed and Released by: Ethan Lee, Project Manager

Environmental Laboratories, Inc.
587 East Middle Turnpike, P.O.Box 370, Manchester, CT 06045
Tel. (860) 645-1102 Fax (860) 645-0823

Analysis Report

October 27, 2023

FOR: Attn: Jeffrey Holden
GEI Consultants
455 Winding Brook Drive
Suite 201
Glastonbury, CT 06033

Sample Information		Custody Information		Date	Time
Matrix:	WATER	Collected by:		10/17/23	
Location Code:	GEI-EVER	Received by:	SR1	10/17/23	15:45
Rush Request:	Standard	Analyzed by:	see "By" below		
P.O.#:	2200138-1.4				

Laboratory Data

SDG ID: GCP27676
Phoenix ID: CP27682

Project ID: ROCKVILLE FORMER MGP
Client ID: TB-10172023

Parameter	Result	RL/ PQL	Units	Dilution	Date/Time	By	Reference
Volatiles							
1,1,1,2-Tetrachloroethane	ND	1.0	ug/L	1	10/17/23	MH	SW8260D
1,1,1-Trichloroethane	ND	1.0	ug/L	1	10/17/23	MH	SW8260D
1,1,2,2-Tetrachloroethane	ND	0.50	ug/L	1	10/17/23	MH	SW8260D
1,1,2-Trichloroethane	ND	1.0	ug/L	1	10/17/23	MH	SW8260D
1,1-Dichloroethane	ND	1.0	ug/L	1	10/17/23	MH	SW8260D
1,1-Dichloroethene	ND	1.0	ug/L	1	10/17/23	MH	SW8260D
1,1-Dichloropropene	ND	1.0	ug/L	1	10/17/23	MH	SW8260D
1,2,3-Trichlorobenzene	ND	1.0	ug/L	1	10/17/23	MH	SW8260D
1,2,3-Trichloropropane	ND	1.0	ug/L	1	10/17/23	MH	SW8260D
1,2,4-Trichlorobenzene	ND	1.0	ug/L	1	10/17/23	MH	SW8260D
1,2,4-Trimethylbenzene	ND	1.0	ug/L	1	10/17/23	MH	SW8260D
1,2-Dibromo-3-chloropropane	ND	1.0	ug/L	1	10/17/23	MH	SW8260D
1,2-Dibromoethane	ND	1.0	ug/L	1	10/17/23	MH	SW8260D
1,2-Dichlorobenzene	ND	1.0	ug/L	1	10/17/23	MH	SW8260D
1,2-Dichloroethane	ND	0.60	ug/L	1	10/17/23	MH	SW8260D
1,2-Dichloropropane	ND	1.0	ug/L	1	10/17/23	MH	SW8260D
1,3,5-Trimethylbenzene	ND	1.0	ug/L	1	10/17/23	MH	SW8260D
1,3-Dichlorobenzene	ND	1.0	ug/L	1	10/17/23	MH	SW8260D
1,3-Dichloropropane	ND	1.0	ug/L	1	10/17/23	MH	SW8260D
1,4-Dichlorobenzene	ND	1.0	ug/L	1	10/17/23	MH	SW8260D
2,2-Dichloropropane	ND	1.0	ug/L	1	10/17/23	MH	SW8260D
2-Chlorotoluene	ND	1.0	ug/L	1	10/17/23	MH	SW8260D
2-Hexanone	ND	5.0	ug/L	1	10/17/23	MH	SW8260D
2-Isopropyltoluene	ND	1.0	ug/L	1	10/17/23	MH	SW8260D
4-Chlorotoluene	ND	1.0	ug/L	1	10/17/23	MH	SW8260D
4-Methyl-2-pentanone	ND	5.0	ug/L	1	10/17/23	MH	SW8260D

Ver 1

Project ID: ROCKVILLE FORMER MGP
Client ID: TB-10172023

Phoenix I.D.: CP27682

Parameter	Result	RL/ PQL	Units	Dilution	Date/Time	By	Reference
Acetone	ND	25	ug/L	1	10/17/23	MH	SW8260D
Acrylonitrile	ND	1.0	ug/L	1	10/17/23	MH	SW8260D
Benzene	ND	0.70	ug/L	1	10/17/23	MH	SW8260D
Bromobenzene	ND	1.0	ug/L	1	10/17/23	MH	SW8260D
Bromochloromethane	ND	1.0	ug/L	1	10/17/23	MH	SW8260D
Bromodichloromethane	ND	0.50	ug/L	1	10/17/23	MH	SW8260D
Bromoform	ND	1.0	ug/L	1	10/17/23	MH	SW8260D
Bromomethane	ND	1.0	ug/L	1	10/17/23	MH	SW8260D
Carbon Disulfide	ND	5.0	ug/L	1	10/17/23	MH	SW8260D
Carbon tetrachloride	ND	1.0	ug/L	1	10/17/23	MH	SW8260D
Chlorobenzene	ND	1.0	ug/L	1	10/17/23	MH	SW8260D
Chloroethane	ND	1.0	ug/L	1	10/17/23	MH	SW8260D
Chloroform	ND	1.0	ug/L	1	10/17/23	MH	SW8260D
Chloromethane	ND	1.0	ug/L	1	10/17/23	MH	SW8260D
cis-1,2-Dichloroethene	ND	1.0	ug/L	1	10/17/23	MH	SW8260D
cis-1,3-Dichloropropene	ND	0.40	ug/L	1	10/17/23	MH	SW8260D
Dibromochloromethane	ND	0.50	ug/L	1	10/17/23	MH	SW8260D
Dibromomethane	ND	1.0	ug/L	1	10/17/23	MH	SW8260D
Dichlorodifluoromethane	ND	1.0	ug/L	1	10/17/23	MH	SW8260D
Ethylbenzene	ND	1.0	ug/L	1	10/17/23	MH	SW8260D
Hexachlorobutadiene	ND	0.40	ug/L	1	10/17/23	MH	SW8260D
Isopropylbenzene	ND	1.0	ug/L	1	10/17/23	MH	SW8260D
m&p-Xylene	ND	1.0	ug/L	1	10/17/23	MH	SW8260D
Methyl ethyl ketone	ND	5.0	ug/L	1	10/17/23	MH	SW8260D
Methyl t-butyl ether (MTBE)	ND	1.0	ug/L	1	10/17/23	MH	SW8260D
Methylene chloride	ND	1.0	ug/L	1	10/17/23	MH	SW8260D
Naphthalene	ND	1.0	ug/L	1	10/17/23	MH	SW8260D
n-Butylbenzene	ND	1.0	ug/L	1	10/17/23	MH	SW8260D
n-Propylbenzene	ND	1.0	ug/L	1	10/17/23	MH	SW8260D
o-Xylene	ND	1.0	ug/L	1	10/17/23	MH	SW8260D
p-Isopropyltoluene	ND	1.0	ug/L	1	10/17/23	MH	SW8260D
sec-Butylbenzene	ND	1.0	ug/L	1	10/17/23	MH	SW8260D
Styrene	ND	1.0	ug/L	1	10/17/23	MH	SW8260D
tert-Butylbenzene	ND	1.0	ug/L	1	10/17/23	MH	SW8260D
Tetrachloroethene	ND	1.0	ug/L	1	10/17/23	MH	SW8260D
Tetrahydrofuran (THF)	ND	2.5	ug/L	1	10/17/23	MH	SW8260D
Toluene	ND	1.0	ug/L	1	10/17/23	MH	SW8260D
Total Xylenes	ND	1.0	ug/L	1	10/17/23	MH	SW8260D
trans-1,2-Dichloroethene	ND	1.0	ug/L	1	10/17/23	MH	SW8260D
trans-1,3-Dichloropropene	ND	0.40	ug/L	1	10/17/23	MH	SW8260D
trans-1,4-dichloro-2-butene	ND	5.0	ug/L	1	10/17/23	MH	SW8260D
Trichloroethene	ND	1.0	ug/L	1	10/17/23	MH	SW8260D
Trichlorofluoromethane	ND	1.0	ug/L	1	10/17/23	MH	SW8260D
Trichlorotrifluoroethane	ND	1.0	ug/L	1	10/17/23	MH	SW8260D
Vinyl chloride	ND	1.0	ug/L	1	10/17/23	MH	SW8260D
QA/QC Surrogates							
% 1,2-dichlorobenzene-d4	101		%	1	10/17/23	MH	70 - 130 %
% Bromofluorobenzene	97		%	1	10/17/23	MH	70 - 130 %
% Dibromofluoromethane	110		%	1	10/17/23	MH	70 - 130 %

Ver 1

Project ID: ROCKVILLE FORMER MGP
Client ID: TB-10172023

Phoenix I.D.: CP27682

Parameter	Result	RL/ PQL	Units	Dilution	Date/Time	By	Reference
% Toluene-d8	99		%	1	10/17/23	MH	70 - 130 %

RL/PQL=Reporting/Practical Quantitation Level ND=Not Detected BRL=Below Reporting Level
QA/QC Surrogates: Surrogates are compounds (preceeded with a %) added by the lab to determine analysis efficiency. Surrogate results(%) listed in the report are not "detected" compounds.

Comments:

TRIP BLANK INCLUDED.

If you are the client above and have any questions concerning this testing, please do not hesitate to contact Phoenix Client Services at ext.200.
The contents of this report cannot be discussed with anyone other than the client listed above without their written consent.



Phyllis Shiller, Laboratory Director
October 27, 2023
Reviewed and Released by: Ethan Lee, Project Manager

Environmental Laboratories, Inc.
587 East Middle Turnpike, P.O.Box 370, Manchester, CT 06045
Tel. (860) 645-1102

QA/QC Report

October 27, 2023

QA/QC Data

SDG I.D.: GCP27676

Parameter	Blank	Blk RL	Sample Result	Dup Result	Dup RPD	LCS %	LCSD %	LCS RPD	MS %	MSD %	MS RPD	% Rec Limits	% RPD Limits
QA/QC Batch 702261 (mg/L), QC Sample No: CP27869 (CP27676, CP27677, CP27678, CP27679, CP27680, CP27681)													
Mercury - Water	BRL	0.0002	<0.0002	<0.0002	NC	106			105	102	2.9	80 - 120	20
Comment:													
Additional Mercury criteria: LCS acceptance range for waters is 80-120% and for soils is 70-130%. MS acceptance range is 75-125%.													
QA/QC Batch 702574 (mg/L), QC Sample No: CP27863 (CP27676, CP27677, CP27678, CP27679, CP27680, CP27681)													
ICP Metals - Aqueous													
Antimony	BRL	0.005	<0.005	<0.005	NC	102	101	1.0	103			80 - 120	20
Arsenic	BRL	0.004	<0.004	<0.004	NC	99.0	98.0	1.0	99.3			80 - 120	20
Barium	BRL	0.002	0.050	0.049	2.00	103	102	1.0	103			80 - 120	20
Beryllium	BRL	0.001	<0.001	<0.001	NC	103	102	1.0	103			80 - 120	20
Cadmium	BRL	0.001	<0.001	<0.001	NC	100	99.2	0.8	99.3			80 - 120	20
Chromium	BRL	0.001	<0.001	<0.001	NC	102	101	1.0	102			80 - 120	20
Copper	BRL	0.005	<0.005	<0.005	NC	105	104	1.0	106			80 - 120	20
Lead	BRL	0.001	<0.001	<0.001	NC	102	102	0.0	102			80 - 120	20
Nickel	BRL	0.001	<0.001	<0.001	NC	103	103	0.0	104			80 - 120	20
Selenium	BRL	0.010	<0.010	<0.010	NC	93.7	93.3	0.4	94.3			80 - 120	20
Silver	BRL	0.001	<0.001	<0.001	NC	103	101	2.0	103			80 - 120	20
Vanadium	BRL	0.002	<0.002	<0.002	NC	103	102	1.0	103			80 - 120	20
Zinc	BRL	0.004	0.005	0.005	NC	98.6	97.5	1.1	98.7			80 - 120	20
Comment:													
Additional Criteria: LCS acceptance range is 80-120% MS acceptance range 75-125%.													
QA/QC Batch 702186 (mg/L), QC Sample No: CP27869 5X (CP27676, CP27677, CP27678, CP27679, CP27680, CP27681)													
ICP MS Metals - Aqueous													
Thallium	BRL	0.0005	<0.0005	<0.0005	NC	99.4	98.8	0.6	99.2	99.2	0.0	80 - 120	20
Comment:													
Additional Criteria: LCS acceptance range is 80-120% MS acceptance range 75-125%.													

Environmental Laboratories, Inc.
587 East Middle Turnpike, P.O.Box 370, Manchester, CT 06045
Tel. (860) 645-1102

QA/QC Report

October 27, 2023

QA/QC Data

SDG I.D.: GCP27676

Parameter	Blank	Blk RL	Sample Result	Dup Result	Dup RPD	LCS %	LCSD %	LCS RPD	MS %	MSD %	MS RPD	% Rec Limits	% RPD Limits
QA/QC Batch 703063A (mg/L), QC Sample No: CP27391 (CP27676, CP27677, CP27678, CP27679, CP27680, CP27681)													
Total Cyanide	BRL	0.010				106			95.0			90 - 110	20

Comment:

This batch does not include a duplicate.

Additional: LCS acceptance range is 80-120% for soils MS acceptance range 75-125% for soils

Environmental Laboratories, Inc.
587 East Middle Turnpike, P.O.Box 370, Manchester, CT 06045
Tel. (860) 645-1102

QA/QC Report

October 27, 2023

QA/QC Data

SDG I.D.: GCP27676

Parameter	Blank	Blk RL	LCS %	LCSD %	LCS RPD	MS %	MSD %	MS RPD	% Rec Limits	% RPD Limits	
QA/QC Batch 702825 (mg/L), QC Sample No: CP26805 (CP27676, CP27677, CP27678, CP27679, CP27680, CP27681)											
TPH by GC (Extractable Products) - Ground Water											
Ext. Petroleum H.C. (C9-C36)	ND	0.10	89	127	35.2				60 - 120	30	l,r
% Terphenyl (surr)	88	%	94	134	35.1				50 - 150	20	r
Comment:											
A LCS and LCS Duplicate were performed instead of a matrix spike and matrix spike duplicate.											
Additional surrogate criteria: LCS acceptance range is 60-120% MS acceptance range 50-150%. The ETPH/DRO LCS has been normalized based on the alkane calibration.											
QA/QC Batch 702808 (ug/L), QC Sample No: CP26456 (CP27676, CP27677, CP27678, CP27679, CP27680, CP27681)											
Semivolatiles by SIM, PAH - Ground Water											
2-Methylnaphthalene	ND	0.50	66	72	8.7				30 - 130	20	
Acenaphthene	ND	0.50	70	76	8.2				30 - 130	20	
Acenaphthylene	ND	0.30	68	75	9.8				30 - 130	20	
Anthracene	ND	0.50	71	77	8.1				30 - 130	20	
Benz(a)anthracene	ND	0.05	72	76	5.4				30 - 130	20	
Benzo(a)pyrene	ND	0.20	80	78	2.5				30 - 130	20	
Benzo(b)fluoranthene	ND	0.07	78	78	0.0				30 - 130	20	
Benzo(ghi)perylene	ND	0.48	67	62	7.8				30 - 130	20	
Benzo(k)fluoranthene	ND	0.30	77	75	2.6				30 - 130	20	
Chrysene	ND	0.50	70	73	4.2				30 - 130	20	
Dibenz(a,h)anthracene	ND	0.10	72	67	7.2				30 - 130	20	
Fluoranthene	ND	0.50	67	74	9.9				30 - 130	20	
Fluorene	ND	0.50	74	80	7.8				30 - 130	20	
Indeno(1,2,3-cd)pyrene	ND	0.10	72	67	7.2				30 - 130	20	
Naphthalene	ND	0.50	61	66	7.9				30 - 130	20	
Phenanthrene	ND	0.06	64	69	7.5				30 - 130	20	
Pyrene	ND	0.50	66	72	8.7				30 - 130	20	
% 2-Fluorobiphenyl	70	%	66	76	14.1				30 - 130	20	
% Nitrobenzene-d5	71	%	69	78	12.2				30 - 130	20	
% Terphenyl-d14	77	%	64	71	10.4				30 - 130	20	
Comment:											
A LCS and LCS Duplicate were performed instead of a matrix spike and matrix spike duplicate.											
Additional 8270 criteria:20% of compounds can be outside of acceptance criteria as long as recovery is at least 10%. (Acid surrogates acceptance range for aqueous samples: 15-110%, for soils 30-130%)											
QA/QC Batch 702314 (ug/L), QC Sample No: CP27391 (CP27676, CP27677, CP27678 (20X) , CP27679, CP27680, CP27681, CP27682)											
Volatiles - Ground Water											
1,1,1,2-Tetrachloroethane	ND	1.0	123	121	1.6				70 - 130	30	
1,1,1-Trichloroethane	ND	1.0	118	119	0.8				70 - 130	30	
1,1,2,2-Tetrachloroethane	ND	0.50	113	110	2.7				70 - 130	30	
1,1,2-Trichloroethane	ND	1.0	116	115	0.9				70 - 130	30	

QA/QC Data

SDG I.D.: GCP27676

Parameter	Blank	Blk RL	LCS %	LCSD %	LCS RPD	MS %	MSD %	MS RPD	% Rec Limits	% RPD Limits	
1,1-Dichloroethane	ND	1.0	112	113	0.9				70 - 130	30	
1,1-Dichloroethene	ND	1.0	115	118	2.6				70 - 130	30	
1,1-Dichloropropene	ND	1.0	115	118	2.6				70 - 130	30	
1,2,3-Trichlorobenzene	ND	1.0	132	128	3.1				70 - 130	30	I
1,2,3-Trichloropropane	ND	1.0	113	109	3.6				70 - 130	30	
1,2,4-Trichlorobenzene	ND	1.0	128	123	4.0				70 - 130	30	
1,2,4-Trimethylbenzene	ND	1.0	112	111	0.9				70 - 130	30	
1,2-Dibromo-3-chloropropane	ND	1.0	136	126	7.6				70 - 130	30	I
1,2-Dibromoethane	ND	1.0	118	116	1.7				70 - 130	30	
1,2-Dichlorobenzene	ND	1.0	115	112	2.6				70 - 130	30	
1,2-Dichloroethane	ND	1.0	113	110	2.7				70 - 130	30	
1,2-Dichloropropane	ND	1.0	111	108	2.7				70 - 130	30	
1,3,5-Trimethylbenzene	ND	1.0	112	110	1.8				70 - 130	30	
1,3-Dichlorobenzene	ND	1.0	111	110	0.9				70 - 130	30	
1,3-Dichloropropane	ND	1.0	115	113	1.8				70 - 130	30	
1,4-Dichlorobenzene	ND	1.0	112	109	2.7				70 - 130	30	
2,2-Dichloropropane	ND	1.0	132	128	3.1				70 - 130	30	I
2-Chlorotoluene	ND	1.0	110	109	0.9				70 - 130	30	
2-Hexanone	ND	5.0	117	112	4.4				70 - 130	30	
2-Isopropyltoluene	ND	1.0	115	115	0.0				70 - 130	30	
4-Chlorotoluene	ND	1.0	109	110	0.9				70 - 130	30	
4-Methyl-2-pentanone	ND	5.0	122	118	3.3				70 - 130	30	
Acetone	ND	5.0	114	117	2.6				70 - 130	30	
Acrylonitrile	ND	5.0	119	116	2.6				70 - 130	30	
Benzene	ND	0.70	110	109	0.9				70 - 130	30	
Bromobenzene	ND	1.0	112	108	3.6				70 - 130	30	
Bromochloromethane	ND	1.0	120	117	2.5				70 - 130	30	
Bromodichloromethane	ND	0.50	115	113	1.8				70 - 130	30	
Bromoform	ND	1.0	128	125	2.4				70 - 130	30	
Bromomethane	ND	1.0	125	130	3.9				70 - 130	30	
Carbon Disulfide	ND	1.0	112	113	0.9				70 - 130	30	
Carbon tetrachloride	ND	1.0	122	127	4.0				70 - 130	30	
Chlorobenzene	ND	1.0	111	109	1.8				70 - 130	30	
Chloroethane	ND	1.0	114	117	2.6				70 - 130	30	
Chloroform	ND	1.0	108	108	0.0				70 - 130	30	
Chloromethane	ND	1.0	114	115	0.9				70 - 130	30	
cis-1,2-Dichloroethene	ND	1.0	111	116	4.4				70 - 130	30	
cis-1,3-Dichloropropene	ND	0.40	123	119	3.3				70 - 130	30	
Dibromochloromethane	ND	0.50	121	118	2.5				70 - 130	30	
Dibromomethane	ND	1.0	116	113	2.6				70 - 130	30	
Dichlorodifluoromethane	ND	1.0	116	118	1.7				70 - 130	30	
Ethylbenzene	ND	1.0	111	112	0.9				70 - 130	30	
Hexachlorobutadiene	ND	0.40	117	113	3.5				70 - 130	30	
Isopropylbenzene	ND	1.0	110	111	0.9				70 - 130	30	
m&p-Xylene	ND	1.0	112	111	0.9				70 - 130	30	
Methyl ethyl ketone	ND	5.0	120	124	3.3				70 - 130	30	
Methyl t-butyl ether (MTBE)	ND	1.0	123	120	2.5				70 - 130	30	
Methylene chloride	ND	1.0	111	110	0.9				70 - 130	30	
Naphthalene	ND	1.0	137	131	4.5				70 - 130	30	I
n-Butylbenzene	ND	1.0	118	115	2.6				70 - 130	30	
n-Propylbenzene	ND	1.0	112	110	1.8				70 - 130	30	
o-Xylene	ND	1.0	115	114	0.9				70 - 130	30	
p-Isopropyltoluene	ND	1.0	116	114	1.7				70 - 130	30	

QA/QC Data

SDG I.D.: GCP27676

Parameter	Blank	Blk RL	LCS %	LCSD %	LCS RPD	MS %	MSD %	MS RPD	% Rec Limits	% RPD Limits	
sec-Butylbenzene	ND	1.0	114	112	1.8				70 - 130	30	
Styrene	ND	1.0	118	115	2.6				70 - 130	30	
tert-Butylbenzene	ND	1.0	112	112	0.0				70 - 130	30	
Tetrachloroethene	ND	1.0	113	113	0.0				70 - 130	30	
Tetrahydrofuran (THF)	ND	2.5	115	108	6.3				70 - 130	30	
Toluene	ND	1.0	111	111	0.0				70 - 130	30	
trans-1,2-Dichloroethene	ND	1.0	113	114	0.9				70 - 130	30	
trans-1,3-Dichloropropene	ND	0.40	134	128	4.6				70 - 130	30	l
trans-1,4-dichloro-2-butene	ND	5.0	124	119	4.1				70 - 130	30	
Trichloroethene	ND	1.0	110	111	0.9				70 - 130	30	
Trichlorofluoromethane	ND	1.0	124	126	1.6				70 - 130	30	
Trichlorotrifluoroethane	ND	1.0	125	126	0.8				70 - 130	30	
Vinyl chloride	ND	1.0	115	118	2.6				70 - 130	30	
% 1,2-dichlorobenzene-d4	101	%	104	102	1.9				70 - 130	30	
% Bromofluorobenzene	99	%	102	100	2.0				70 - 130	30	
% Dibromofluoromethane	109	%	107	108	0.9				70 - 130	30	
% Toluene-d8	99	%	101	101	0.0				70 - 130	30	

Comment:

A LCS and LCS Duplicate were performed instead of a matrix spike and matrix spike duplicate.

Additional 8260 criteria: 10% of LCS/LCSD compounds can be outside of acceptance criteria as long as recovery is 40-160%, 25-160% for Chloroethane-HL and Trichlorofluoromethane-HL.

QA/QC Batch 702540 (ug/L), QC Sample No: CP28634 (CP27678 (100X))

Volatiles - Ground Water

Benzene	ND	0.70	102	101	1.0				70 - 130	30	
Naphthalene	ND	1.0	112	108	3.6				70 - 130	30	
% 1,2-dichlorobenzene-d4	100	%	101	100	1.0				70 - 130	30	
% Bromofluorobenzene	96	%	100	99	1.0				70 - 130	30	
% Dibromofluoromethane	101	%	103	101	2.0				70 - 130	30	
% Toluene-d8	96	%	100	100	0.0				70 - 130	30	

Comment:

A LCS and LCS Duplicate were performed instead of a matrix spike and matrix spike duplicate.

Additional 8260 criteria: 10% of LCS/LCSD compounds can be outside of acceptance criteria as long as recovery is 40-160%, 25-160% for Chloroethane-HL and Trichlorofluoromethane-HL.

l = This parameter is outside laboratory LCS/LCSD specified recovery limits.
r = This parameter is outside laboratory RPD specified recovery limits.

If there are any questions regarding this data, please call Phoenix Client Services at extension 200.

RPD - Relative Percent Difference
LCS - Laboratory Control Sample
LCSD - Laboratory Control Sample Duplicate
MS - Matrix Spike
MS Dup - Matrix Spike Duplicate
NC - No Criteria
Intf - Interference

Phyllis Shiller, Laboratory Director
October 27, 2023

Friday, October 27, 2023
Criteria: CT: GBM
State: CT

Sample Criteria Exceedances Report

GCP27676 - GEI-EVER

SampNo	Acode	Phoenix Analyte	Criteria	Result	RL	Criteria	RL Criteria	Analysis Units
CP27678	$ETPH_WMR	Ext. Petroleum H.C. (C9-C36)	CT / PCB's / GB PMC (mg/L)	1.4	0.067	1	1	mg/L

Phoenix Laboratories does not assume responsibility for the data contained in this exceedance report. It is provided as an additional tool to identify requested criteria exceedences. All efforts are made to ensure the accuracy of the data (obtained from appropriate agencies). A lack of exceedence information does not necessarily suggest conformance to the criteria. It is ultimately the site professional's responsibility to determine appropriate compliance.

REASONABLE CONFIDENCE PROTOCOL
LABORATORY ANALYSIS QA/QC CERTIFICATION FORM

Laboratory Name: Phoenix Environmental Labs, Inc. ***Client:*** GEI Consultants

Project Location: ROCKVILLE FORMER MGP ***Project Number:***

Laboratory Sample ID(s): CP27676-CP27682 ***Sampling Date(s):*** 10/16/2023, 10/17/2023

List RCP Methods Used (e.g., 8260, 8270, et cetera) 6010, 7470/7471, 8260, 8270, ETPH

1	**For each analytical method referenced in this laboratory report package, were all specified QA/QC performance criteria followed, including the requirement to explain any criteria falling outside of acceptable guidelines, as specified in the CT DEP method-specific Reasonable Confidence Protocol documents?**	☑ Yes ☐ No
1A	**Were the method specified preservation and holding time requirements met?**	☑ Yes ☐ No
1B	***VPH and EPH methods only:*** **Was the VPH or EPH method conducted without significant modifications (see section 11.3 of respective RCP methods)**	☐ Yes ☐ No ☑ NA
2	**Were all samples received by the laboratory in a condition consistent with that described on the associated Chain-of-Custody document(s)?**	☑ Yes ☐ No
3	**Were samples received at an appropriate temperature (< 6 Degrees C)?**	☑ Yes ☐ No ☐ NA
4	**Were all QA/QC performance criteria specified in the Reasonable Confidence Protocol documents acheived? See Sections: ETPH Narration, VOA Narration.**	☐ Yes ☑ No
5	**a) Were reporting limits specified or referenced on the chain-of-custody?** **b) Were these reporting limits met?**	☑ Yes ☐ No ☑ Yes ☐ No
6	**For each analytical method referenced in this laboratory report package, were results reported for all constituents identified in the method-specific analyte lists presented in the Reasonable Confidence Protocol documents?**	☐ Yes ☑ No
7	**Are project-specific matrix spikes and laboratory duplicates included in the data set?**	☐ Yes ☑ No

Notes: For all questions to which the response was "No" (with the exception of question #7), additional information must be provided in an attached narrative. If the answer to question #1, #1A or 1B is "No", the data package does not meet the requirements for "Reasonable Confidence". This form may not be altered and all questions must be answered.

I, the undersigned, attest under the pains and penalties of perjury that, to the best of my knowledge and belief and based upon my personal inquiry of those responsible for providing the information contained in this analytical report, such information is accurate and complete.

Authorized Signature: Ethan Lee **Position:** Project Manager

Printed Name: Ethan Lee **Date:** Friday, October 27, 2023

Name of Laboratory Phoenix Environmental Labs, Inc.

This certification form is to be used for RCP methods only.

CTDEP RCP Laboratory Analysis QA/QC Certification Form - November 2007
Laboratory Quality Assurance and Quality Control Guidance Reasonable Confidence Protocols

Environmental Laboratories, Inc.
587 East Middle Turnpike, P.O.Box 370, Manchester, CT 06045
Tel. (860) 645-1102 Fax (860) 645-0823

NY # 11301

RCP Certification Report

October 27, 2023

SDG I.D.: GCP27676

SDG Comments

8270 Semi-volatile Organics:
The client requested a short list for 8270 RCP Semivolatile. Only the PAH constituents are reported as requested on the chain-of-custody.

Cyanide Narration

Were all QA/QC performance criteria specified in the Reasonable Confidence Protocol documents achieved? Yes.

Instrument:

LACHAT 10/24/23-1 Catherine Lundigan, Greg Danielewski, Chemist 10/24/23

CP27676 , CP27677 , CP27678 , CP27679 , CP27680 , CP27681

The samples were distilled in accordance with the method.
The initial calibration met criteria.

The calibration check standards (ICV,CCV) were within 15% of true value and were analyzed at a frequencey of one per ten samples.
The continuing calibration blanks (ICB,CCB) had concentrations less than the reporting level.

The method blank, laboratory control sample (LCS), and matrix spike were distilled with the samples.

QC (Batch Specific):

Batch 703063A (CP27391)

CP27676, CP27677, CP27678, CP27679, CP27680, CP27681

All LCS recoveries were within 90 - 110 with the following exceptions: None.
This batch does not include a duplicate.
Additional: LCS acceptance range is 80-120% for soils MS acceptance range 75-125% for soils

ETPH Narration

Were all QA/QC performance criteria specified in the Reasonable Confidence Protocol documents achieved? No.

QC Batch 702825 (Samples: CP27676, CP27677, CP27678, CP27679, CP27680, CP27681): -----

The LCS and/or the LCSD recovery is above the upper range, therefore a slight high bias is possible. (Ext. Petroleum H.C. (C9-C36))

The LCS/LCSD RPD exceeds the method criteria for one or more analytes, therefore there may be variability in the reported result. (Ext. Petroleum H.C. (C9-C36))

The LCS/LCSD RPD exceeds the method criteria for one or more surrogates, therefore there may be variability in the reported result. (% Terphenyl (surr))

Instrument:

AU-FID21 10/23/23-1 Jeff Bucko, Chemist 10/23/23

CP27676 (1X), CP27677 (1X), CP27678 (1X), CP27679 (1X), CP27680 (1X), CP27681 (1X)

The initial calibration (ETPH815I) RSD for the compound list was less than 30% except for the following compounds: None.

Environmental Laboratories, Inc.
587 East Middle Turnpike, P.O.Box 370, Manchester, CT 06045
Tel. (860) 645-1102 Fax (860) 645-0823

RCP Certification Report

October 27, 2023

SDG I.D.: GCP27676

ETPH Narration

As per section 7.2.3, a discrimination check standard was run (O23A003) and contained the following outliers: None.
The continuing calibration %D for the compound list was less than 30% except for the following compounds:None.

QC (Batch Specific):

Batch 702825 (CP26805)

CP27676, CP27677, CP27678, CP27679, CP27680, CP27681

All LCS recoveries were within 60 - 120 with the following exceptions: None.
All LCSD recoveries were within 60 - 120 with the following exceptions: Ext. Petroleum H.C. (C9-C36)(127%)
All LCS/LCSD RPDs were less than 30% with the following exceptions: % Terphenyl (surr)(35.1%), Ext. Petroleum H.C. (C9-C36)(35.2%)
A LCS and LCS Duplicate were performed instead of a matrix spike and matrix spike duplicate.
Additional surrogate criteria: LCS acceptance range is 60-120% MS acceptance range 50-150%. The ETPH/DRO LCS has been normalized based on the alkane calibration.

Mercury Narration

Were all QA/QC performance criteria specified in the analytical method achieved? Yes.

Instrument:

MERLIN 10/18/23 11:50 Ian Enders, Chemist 10/18/23

CP27676, CP27677, CP27678, CP27679, CP27680, CP27681

The method preparation blank, ICB, and CCBs contain all of the acids and reagents as the samples.
The initial calibration met all criteria including a standard run at or below the reporting level.
All calibration verification standards (ICV, CCV) met criteria.
All calibration blank verification standards (ICB, CCB) met criteria.
The matrix spike sample is used to identify spectral interference for each batch of samples, if within 85-115%, no interference is observed and no further action is taken.
The following Initial Calibration Verification (ICV) compounds did not meet criteria: None.
The following Continuing Calibration Verification (CCV) compounds did not meet criteria: None.

QC (Batch Specific):

Batch 702261 (CP27869)

CP27676, CP27677, CP27678, CP27679, CP27680, CP27681

All LCS recoveries were within 80 - 120 with the following exceptions: None.
Additional Mercury criteria: LCS acceptance range for waters is 80-120% and for soils is 70-130%. MS acceptance range is 75-125%.

ICP Metals Narration

Were all QA/QC performance criteria specified in the analytical method achieved? Yes.

Instrument:

ARCOS-2 10/24/23 10:06 Ian Enders, Chemist 10/24/23

CP27676, CP27677, CP27678, CP27679, CP27680, CP27681

The linear range is defined daily by the calibration range.
The following Initial Calibration Verification (ICV) compounds did not meet criteria: None.

Environmental Laboratories, Inc.
587 East Middle Turnpike, P.O.Box 370, Manchester, CT 06045
Tel. (860) 645-1102 Fax (860) 645-0823

NY # 11301

Certification Report

October 27, 2023

SDG I.D.: GCP27676

ICP Metals Narration

The following Continuing Calibration Verification (CCV) compounds did not meet criteria: None.
The following ICP Interference Check (ICSAB) compounds did not meet criteria: None.

QC (Batch Specific):

Batch 702574 (CP27863)

CP27676, CP27677, CP27678, CP27679, CP27680, CP27681

All LCS recoveries were within 80 - 120 with the following exceptions: None.
All LCSD recoveries were within 80 - 120 with the following exceptions: None.
All LCS/LCSD RPDs were less than 20% with the following exceptions: None.
Additional Criteria: LCS acceptance range is 80-120% MS acceptance range 75-125%.

ICPMS Metals Narration

Were all QA/QC performance criteria specified in the analytical method achieved? Yes.

Instrument:

ICPMS 10/25/23 09:20 Alexander Latka, Chemist 10/25/23

CP27676, CP27677, CP27678, CP27679, CP27680, CP27681

The linear range is defined daily by the calibration range.
The following Initial Calibration Verification (ICV) compounds did not meet criteria: None.
The following Continuing Calibration Verification (CCV) compounds did not meet criteria: None.
The following samples did not meet internal standard criteria: None.

QC (Batch Specific):

Batch 702186 (CP27869)

CP27676, CP27677, CP27678, CP27679, CP27680, CP27681

All LCS recoveries were within 80 - 120 with the following exceptions: None.
All LCSD recoveries were within 80 - 120 with the following exceptions: None.
All LCS/LCSD RPDs were less than 20% with the following exceptions: None.
Additional Criteria: LCS acceptance range is 80-120% MS acceptance range 75-125%.

SVOA Narration

Were all QA/QC performance criteria specified in the Reasonable Confidence Protocol documents achieved? Yes.

Instrument:

CHEM22 10/24/23-1 Matt Richard, Chemist 10/24/23

CP27678 (1X, 10X)

Initial Calibration Evaluation (CHEM22/22_BN_1012):
100% of target compounds met criteria.
The following compounds had %RSDs >20%: None.
The following compounds did not meet recommended response factors: None.
The following compounds did not meet a minimum response factors: None.

Continuing Calibration Verification (CHEM22/1024_03-22_BN_1012):
Internal standard areas were within 50 to 200% of the initial calibration with the following exceptions: None.

Environmental Laboratories, Inc.
587 East Middle Turnpike, P.O.Box 370, Manchester, CT 06045
Tel. (860) 645-1102 Fax (860) 645-0823

RCP Certification Report

October 27, 2023

SDG I.D.: GCP27676

SVOA Narration

100% of target compounds met criteria.
The following compounds did not meet % deviation criteria: None.
The following compounds did not meet maximum % deviations: None.
The following compounds did not meet recommended response factors: None.
The following compounds did not meet minimum response factors: None.

QC (Batch Specific):

Batch 702808 (CP26456)

CP27676, CP27677, CP27678, CP27679, CP27680, CP27681

All LCS recoveries were within 30 - 130 with the following exceptions: None.
All LCSD recoveries were within 30 - 130 with the following exceptions: None.
All LCS/LCSD RPDs were less than 20% with the following exceptions: None.
A LCS and LCS Duplicate were performed instead of a matrix spike and matrix spike duplicate.
Additional 8270 criteria:20% of compounds can be outside of acceptance criteria as long as recovery is at least 10%. (Acid surrogates acceptance range for aqueous samples: 15-110%, for soils 30-130%)
Additional 8270 criteria: 20% of compounds can be outside of acceptance criteria as long as recovery is at least 10%. (Acid surrogates acceptance range for aqueous samples: 15-110%, for soils 30-130%)

SVOASIM Narration

Were all QA/QC performance criteria specified in the Reasonable Confidence Protocol documents achieved? Yes.

Instrument:

CHEM33 10/23/23-1 Keith Aloisa, Chemist 10/23/23

CP27676 (1X), CP27677 (1X), CP27678 (1X), CP27679 (1X), CP27680 (1X), CP27681 (1X)

Initial Calibration Evaluation (CHEM33/33_PAHSIM_1011):
100% of target compounds met criteria.
The following compounds had %RSDs >20%: None.
The following compounds did not meet recommended response factors: None.
The following compounds did not meet a minimum response factors: None.

Continuing Calibration Verification (CHEM33/1023_03-33_PAHSIM_1011):
Internal standard areas were within 50 to 200% of the initial calibration with the following exceptions: None.
100% of target compounds met criteria.
The following compounds did not meet % deviation criteria: None.
The following compounds did not meet maximum % deviations: None.
The following compounds did not meet recommended response factors: None.
The following compounds did not meet minimum response factors: None.

QC (Batch Specific):

Batch 702808 (CP26456)

CP27676, CP27677, CP27678, CP27679, CP27680, CP27681

All LCS recoveries were within 30 - 130 with the following exceptions: None.
All LCSD recoveries were within 30 - 130 with the following exceptions: None.
All LCS/LCSD RPDs were less than 20% with the following exceptions: None.
A LCS and LCS Duplicate were performed instead of a matrix spike and matrix spike duplicate.
Additional 8270 criteria:20% of compounds can be outside of acceptance criteria as long as recovery is at least 10%. (Acid

Environmental Laboratories, Inc.
587 East Middle Turnpike, P.O.Box 370, Manchester, CT 06045
Tel. (860) 645-1102 Fax (860) 645-0823

NY # 11301

RCP Certification Report

October 27, 2023

SDG I.D.: GCP27676

SVOASIM Narration

surrogates acceptance range for aqueous samples: 15-110%, for soils 30-130%)

VOA Narration

Were all QA/QC performance criteria specified in the Reasonable Confidence Protocol documents achieved? No.

QC Batch 702314 (Samples: CP27676, CP27677, CP27678, CP27679, CP27680, CP27681, CP27682): -----

The LCS and/or the LCSD recovery is above the upper range for one or more analytes that were not reported in the sample(s), therefore no significant bias is suspected. (1,2,3-Trichlorobenzene, 1,2-Dibromo-3-chloropropane, 2,2-Dichloropropane, trans-1,3-Dichloropropene)

The LCS and/or the LCSD recovery is above the upper range, therefore a slight high bias is possible. (Naphthalene)

Instrument:

CHEM17 10/17/23-1 Michael Hahn, Chemist 10/17/23

CP27676 (1X), CP27677 (1X), CP27678 (20X), CP27679 (1X), CP27680 (1X), CP27681 (1X), CP27682 (1X)

Chem 17 is a 25ml purge instrument. The laboratory minimum response factor is set at 0.01 instead of 0.05 for the 25ml purge instruments.
EPA method 8260D Table 4 supports this approach.

Initial Calibration Evaluation (CHEM17/VT-101423):
93% of target compounds met criteria.
The following compounds had %RSDs >20%: 1,2,3-Trichlorobenzene 21% (20%), 1,2-Dibromo-3-chloropropane 29% (20%), Bromoform 21% (20%), Bromomethane 23% (20%), Naphthalene 27% (20%), trans-1,3-Dichloropropene 22% (20%)
The following compounds did not meet Table 4 recommended minimum response factors: 1,2-Dibromo-3-chloropropane 0.030 (0.05), 2-Hexanone 0.056 (0.1), 4-Methyl-2-pentanone 0.079 (0.1), Acetone 0.048 (0.1), Bromoform 0.074 (0.1), Methyl ethyl ketone 0.065 (0.1), Tetrahydrofuran (THF) 0.045 (0.05)
The following compounds did not meet the minimum response factor of 0.05: 1,2-Dibromo-3-chloropropane 0.030 (0.05), Acetone 0.048 (0.05), Tetrahydrofuran (THF) 0.045 (0.05)

Continuing Calibration Verification (CHEM17/1017_04-VT-101423):
Internal standard areas were within 50 to 200% of the initial calibration with the following exceptions: None.
100% of target compounds met criteria.
The following compounds did not meet % deviation criteria: None.
The following compounds did not meet maximum % deviations: None.
The following compounds did not meet Table 4 recommended minimum response factors: 1,2-Dibromo-3-chloropropane 0.035 (0.05), Acetone 0.046 (0.05), Tetrahydrofuran (THF) 0.042 (0.05)

CHEM23 10/18/23-3 Michael Hahn, Chemist 10/18/23

CP27678 (100X)

Initial Calibration Evaluation (CHEM23/VOA23_101823):
97% of target compounds met criteria.
The following compounds had %RSDs >20%: None.
The following compounds did not meet Table 4 recommended minimum response factors: None.
The following compounds did not meet the minimum response factor of 0.05: None.

Continuing Calibration Verification (CHEM23/1018_18-VOA23_101823):

Environmental Laboratories, Inc.
587 East Middle Turnpike, P.O.Box 370, Manchester, CT 06045
Tel. (860) 645-1102 Fax (860) 645-0823

ACCREDITED IN ACCORDANCE WITH nelac NY # 11301

RCP Certification Report

October 27, 2023

SDG I.D.: GCP27676

VOA Narration

Internal standard areas were within 50 to 200% of the initial calibration with the following exceptions: None.
100% of target compounds met criteria.
The following compounds did not meet % deviation criteria: None.
The following compounds did not meet maximum % deviations: None.
The following compounds did not meet Table 4 recommended minimum response factors: None.

QC (Batch Specific):

Batch 702314 (CP27391) CHEM17 10/17/2023-1

CP27676(1X), CP27677(1X), CP27678(20X), CP27679(1X), CP27680(1X), CP27681(1X), CP27682(1X)

All LCS recoveries were within 70 - 130 with the following exceptions: 1,2,3-Trichlorobenzene(132%), 1,2-Dibromo-3-chloropropane(136%), 2,2-Dichloropropane(132%), Naphthalene(137%), trans-1,3-Dichloropropene(134%)
All LCSD recoveries were within 70 - 130 with the following exceptions: Naphthalene(131%)
All LCS/LCSD RPDs were less than 30% with the following exceptions: None.
A LCS and LCS Duplicate were performed instead of a matrix spike and matrix spike duplicate.
Additional 8260 criteria: 10% of LCS/LCSD compounds can be outside of acceptance criteria as long as recovery is 40-160%, 25-160% for Chloroethane-HL and Trichlorofluoromethane-HL.

Batch 702540 (CP28634) CHEM23 10/18/2023-3

CP27678(100X)

All LCS recoveries were within 70 - 130 with the following exceptions: None.
All LCSD recoveries were within 70 - 130 with the following exceptions: None.
All LCS/LCSD RPDs were less than 30% with the following exceptions: None.
A LCS and LCS Duplicate were performed instead of a matrix spike and matrix spike duplicate.
Additional 8260 criteria: 10% of LCS/LCSD compounds can be outside of acceptance criteria as long as recovery is 40-160%, 25-160% for Chloroethane-HL and Trichlorofluoromethane-HL.

Temperature Narration

The samples were received at 5.9C with cooling initiated.
(Note acceptance criteria for relevant matrices is above freezing up to 6°C)

5.9

Cooler: Yes ☒ No ☐
Coolant: IPK ☐ ICE ☒ No ☐

Temp °C Pg 1 of 1

PHOENIX
Environmental Laboratories, Inc.

CT/MA/RI CHAIN OF CUSTODY RECORD

587 East Middle Turnpike, P.O. Box 370, Manchester, CT 06040
Email: makrina@phoenixlabs.com Fax (860) 645-0823
Client Services (860) 645-1102

Data Delivery/Contact Options:
☐ Fax:
☐ Phone:
☒ Email: JHolden@geiconsultants.com

Customer: GEI Consultants Inc.
Address: 455 Winding Brook Drive, Glastonbury, CT 06033

Project: Rockville Former MGP
Report to: JHolden@geiconsultants.com
Invoice to: GEIpayables@geiconsultants.com
Quote #

Project P.O: 2200138-1.4

This section MUST be completed with Bottle Quantities.

Sampler's Signature: MM Date: 10/17/23

Client Sample - Information - Identification

Matrix Code:
DW=Drinking Water **GW**=Ground Water **SW**=Surface Water **WW**=Waste Water
RW=Raw Water **SE**=Sediment **SL**=Sludge **S**=Soil **SD**=Solid **W**=Wipe **OIL**=Oil
B=Bulk **L**=Liquid **X** = _____(Other)

PHOENIX USE ONLY SAMPLE #	Customer Sample Identification	Sample Matrix	Date Sampled	Time Sampled	*MS/MSD (May be billable at analysis unit rate)	VOC	PAH	ETPH	RSR Metals	Cyanide	GL Amber 8 oz. [ ] w/H$_3$PO$_4$ [ ] NaHSO$_4$	Soil VOA Vials [ ] methanol [ ] H$_2$O	GL Soil container( ) oz	GL Soil container( ) oz	40 ml VOA Vial [ ] As is [X] HCl	GL Amber 1000ml [X] As is [ ] H$_2$SO$_4$	PL As is [ ] 250ml [ ] 500ml [ ] 1000ml	PL H$_2$SO$_4$ [ ] 250ml [ ] 500ml	PL HNO$_3$ 250ml X	PL NaOH 250ml +	Bacteria Bottle w/thio	Bacteria Bottle as is
276676	MW-3DR	GW	10/16/23	0940	X	X	X	X	X					3	3			1	1			8
276677	MW-13M			1440																		
276678	MW-14M			1505																		
276679	EB-10172023		10/17/23	0900																		
276680	MW-44S			1105																		
276681	MW-44M			1135																		
276682	[redacted]TB-10172023	W		—										2								2

Relinquished by:	Accepted by:	Date:	Time:
R. Penyman MM		10/17/23	1545

Comments, Special Requirements or Regulations:
cc: rpenyman@geiconsultants.com
sconnolly@geiconsultants.com
jotoole@geiconsultants.com
* Direct bill to Drew Blichartz (Eversource)

MS/MSD are considered site samples and will be billed as such in accordance with the prices quoted.

Turnaround Time:
☐ 1 Day* ☒ Standard
☐ 2 Days* ☐ Other
☐ 3 Days*
☐ 4 Days*
☐ 5 Days*

* SURCHARGES MAY APPLY

RI
☐ RES DEC
☐ I/C DEC
☐ GA Leachability
☐ GB Leachability
☐ GA -GW Objectives
☐ GB -GW Objectives
☐ Other

CT
☒ RCP Cert
☐ GWPC
☐ SWPC
☐ GA PMC
☒ GB PMC
☐ SWPC
☐ RES DEC
☐ I/C DEC

MA
☐ MCP Certification
☐ GW-1 ☐ RCS-1 / RCGW-1
☐ GW-2 ☐ RCS-2 / RCGW-2
☐ GW-3 ☐ _____
☐ S-1
☐ S-2
☐ S-3
☐ SW Protection

State where samples were collected: CT

Data Format
☒ Excel
☒ PDF
☐ GIS/Key
☒ EQuIS
☐ Other

Data Package
☐ Tier II Checklist*
☐ Full Data Package*
☒ Phoenix Std
☐ Other

* SURCHARGE APPLIES

Form PEL126 Rev. 1/23

Friday, October 27, 2023

Attn: Jeffrey Holden
GEI Consultants
455 Winding Brook Drive
Suite 201
Glastonbury, CT 06033

Project ID: **ROCKVILLE FORMER MGP**
SDG ID: **GCP27676**
Sample ID#s: **CP27676 - CP27682**

This laboratory is in compliance with the NELAC requirements of procedures used except where indicated.

This report contains results for the parameters tested, under the sampling conditions described on the Chain Of Custody, as received by the laboratory. This report is incomplete unless all pages indicated in the pagination at the bottom of the page are included.

A scanned version of the COC form accompanies the analytical report and is an exact duplicate of the original.

If you are the client above and have any questions concerning this testing, please do not hesitate to contact Phoenix Client Services at ext.200. The contents of this report cannot be discussed with anyone other than the client listed above without their written consent.

Sincerely yours,

Phyllis Shiller
Laboratory Director

NELAC - #NY11301
CT Lab Registration #PH-0618
MA Lab Registration #M-CT007
ME Lab Registration #CT-007
NH Lab Registration #213693-A,B
NJ Lab Registration #CT-003
NY Lab Registration #11301
PA Lab Registration #68-03530
RI Lab Registration #63
VT Lab Registration #VT11301

Environmental Laboratories, Inc.
587 East Middle Turnpike, P.O.Box 370, Manchester, CT 06045
Tel. (860) 645-1102 Fax (860) 645-0823

Sample Id Cross Reference

October 27, 2023

SDG I.D.: GCP27676

Project ID: ROCKVILLE FORMER MGP

Client Id	Lab Id	Matrix
MW-3DR	CP27676	GROUND WATER
MW-13M	CP27677	GROUND WATER
MW-14M	CP27678	GROUND WATER
EB-10172023	CP27679	GROUND WATER
MW-44S	CP27680	GROUND WATER
MW-44M	CP27681	GROUND WATER
TB-10172023	CP27682	WATER

Environmental Laboratories, Inc.
587 East Middle Turnpike, P.O.Box 370, Manchester, CT 06045
Tel. (860) 645-1102 Fax (860) 645-0823

Analysis Report

October 27, 2023

FOR: Attn: Jeffrey Holden
GEI Consultants
455 Winding Brook Drive
Suite 201
Glastonbury, CT 06033

Sample Information		Custody Information		Date	Time
Matrix:	GROUND WATER	Collected by:		10/16/23	9:40
Location Code:	GEI-EVER	Received by:	SR1	10/17/23	15:45
Rush Request:	Standard	Analyzed by:	see "By" below		
P.O.#:	2200138-1.4				

Laboratory Data

SDG ID: GCP27676
Phoenix ID: CP27676

Project ID: ROCKVILLE FORMER MGP
Client ID: MW-3DR

Parameter	Result	RL/ PQL	Units	Dilution	Date/Time	By	Reference
Silver	< 0.001	0.001	mg/L	1	10/24/23	IE	SW6010D
Arsenic	< 0.004	0.004	mg/L	1	10/24/23	IE	SW6010D
Barium	0.102	0.002	mg/L	1	10/24/23	IE	SW6010D
Beryllium	< 0.001	0.001	mg/L	1	10/24/23	IE	SW6010D
Cadmium	< 0.001	0.001	mg/L	1	10/24/23	IE	SW6010D
Chromium	0.002	0.001	mg/L	1	10/24/23	IE	SW6010D
Copper	< 0.005	0.005	mg/L	1	10/24/23	IE	SW6010D
Mercury	< 0.0002	0.0002	mg/L	1	10/18/23	IE	SW7470A
Nickel	0.002	0.001	mg/L	1	10/24/23	IE	SW6010D
Lead	< 0.001	0.001	mg/L	1	10/24/23	IE	SW6010D
Antimony	< 0.005	0.005	mg/L	1	10/24/23	IE	SW6010D
Selenium	< 0.010	0.010	mg/L	1	10/24/23	IE	SW6010D
Thallium	< 0.0005	0.0005	mg/L	5	10/25/23	AL1	SW6020B
Vanadium	< 0.002	0.002	mg/L	1	10/24/23	IE	SW6010D
Zinc	0.006	0.004	mg/L	1	10/24/23	IE	SW6010D
Total Cyanide	< 0.010	0.010	mg/L	1	10/24/23	CL/GD	SW9010C/SW9012B
Extraction of ETPH	Completed				10/20/23	Z/AL	SW3510C/SW3520C
Mercury Digestion	Completed				10/18/23	ZT/AL	SW7470A
Semi-Volatile Extraction	Completed				10/20/23	Z/AL	SW3520C
Total Metals Digestion	Completed				10/19/23	AG	SW3010A
Total Metals Digestion MS	Completed				10/17/23	AG	SW3010A
TPH by GC (Extractable Products)							
Ext. Petroleum H.C. (C9-C36)	ND	0.071	mg/L	1	10/23/23	JRB	CTETPH
Identification	ND		mg/L	1	10/23/23	JRB	CTETPH
QA/QC Surrogates							
% Terphenyl (surr)	80		%	1	10/23/23	JRB	50 - 150 %

Ver 1

Project ID: ROCKVILLE FORMER MGP
Client ID: MW-3DR

Phoenix I.D.: CP27676

Parameter	Result	RL/ PQL	Units	Dilution	Date/Time	By	Reference
Volatiles							
1,1,1,2-Tetrachloroethane	ND	1.0	ug/L	1	10/18/23	MH	SW8260D
1,1,1-Trichloroethane	ND	1.0	ug/L	1	10/18/23	MH	SW8260D
1,1,2,2-Tetrachloroethane	ND	0.50	ug/L	1	10/18/23	MH	SW8260D
1,1,2-Trichloroethane	ND	1.0	ug/L	1	10/18/23	MH	SW8260D
1,1-Dichloroethane	ND	1.0	ug/L	1	10/18/23	MH	SW8260D
1,1-Dichloroethene	ND	1.0	ug/L	1	10/18/23	MH	SW8260D
1,1-Dichloropropene	ND	1.0	ug/L	1	10/18/23	MH	SW8260D
1,2,3-Trichlorobenzene	ND	1.0	ug/L	1	10/18/23	MH	SW8260D
1,2,3-Trichloropropane	ND	1.0	ug/L	1	10/18/23	MH	SW8260D
1,2,4-Trichlorobenzene	ND	1.0	ug/L	1	10/18/23	MH	SW8260D
1,2,4-Trimethylbenzene	ND	1.0	ug/L	1	10/18/23	MH	SW8260D
1,2-Dibromo-3-chloropropane	ND	1.0	ug/L	1	10/18/23	MH	SW8260D
1,2-Dibromoethane	ND	1.0	ug/L	1	10/18/23	MH	SW8260D
1,2-Dichlorobenzene	ND	1.0	ug/L	1	10/18/23	MH	SW8260D
1,2-Dichloroethane	ND	0.60	ug/L	1	10/18/23	MH	SW8260D
1,2-Dichloropropane	ND	1.0	ug/L	1	10/18/23	MH	SW8260D
1,3,5-Trimethylbenzene	ND	1.0	ug/L	1	10/18/23	MH	SW8260D
1,3-Dichlorobenzene	ND	1.0	ug/L	1	10/18/23	MH	SW8260D
1,3-Dichloropropane	ND	1.0	ug/L	1	10/18/23	MH	SW8260D
1,4-Dichlorobenzene	ND	1.0	ug/L	1	10/18/23	MH	SW8260D
2,2-Dichloropropane	ND	1.0	ug/L	1	10/18/23	MH	SW8260D
2-Chlorotoluene	ND	1.0	ug/L	1	10/18/23	MH	SW8260D
2-Hexanone	ND	5.0	ug/L	1	10/18/23	MH	SW8260D
2-Isopropyltoluene	ND	1.0	ug/L	1	10/18/23	MH	SW8260D
4-Chlorotoluene	ND	1.0	ug/L	1	10/18/23	MH	SW8260D
4-Methyl-2-pentanone	ND	5.0	ug/L	1	10/18/23	MH	SW8260D
Acetone	ND	25	ug/L	1	10/18/23	MH	SW8260D
Acrylonitrile	ND	1.0	ug/L	1	10/18/23	MH	SW8260D
Benzene	ND	0.70	ug/L	1	10/18/23	MH	SW8260D
Bromobenzene	ND	1.0	ug/L	1	10/18/23	MH	SW8260D
Bromochloromethane	ND	1.0	ug/L	1	10/18/23	MH	SW8260D
Bromodichloromethane	ND	0.50	ug/L	1	10/18/23	MH	SW8260D
Bromoform	ND	1.0	ug/L	1	10/18/23	MH	SW8260D
Bromomethane	ND	1.0	ug/L	1	10/18/23	MH	SW8260D
Carbon Disulfide	ND	5.0	ug/L	1	10/18/23	MH	SW8260D
Carbon tetrachloride	ND	1.0	ug/L	1	10/18/23	MH	SW8260D
Chlorobenzene	ND	1.0	ug/L	1	10/18/23	MH	SW8260D
Chloroethane	ND	1.0	ug/L	1	10/18/23	MH	SW8260D
Chloroform	ND	1.0	ug/L	1	10/18/23	MH	SW8260D
Chloromethane	ND	1.0	ug/L	1	10/18/23	MH	SW8260D
cis-1,2-Dichloroethene	ND	1.0	ug/L	1	10/18/23	MH	SW8260D
cis-1,3-Dichloropropene	ND	0.40	ug/L	1	10/18/23	MH	SW8260D
Dibromochloromethane	ND	0.50	ug/L	1	10/18/23	MH	SW8260D
Dibromomethane	ND	1.0	ug/L	1	10/18/23	MH	SW8260D
Dichlorodifluoromethane	ND	1.0	ug/L	1	10/18/23	MH	SW8260D
Ethylbenzene	ND	1.0	ug/L	1	10/18/23	MH	SW8260D
Hexachlorobutadiene	ND	0.40	ug/L	1	10/18/23	MH	SW8260D
Isopropylbenzene	ND	1.0	ug/L	1	10/18/23	MH	SW8260D

Ver 1

Project ID: ROCKVILLE FORMER MGP
Client ID: MW-3DR

Phoenix I.D.: CP27676

Parameter	Result	RL/ PQL	Units	Dilution	Date/Time	By	Reference
m&p-Xylene	ND	1.0	ug/L	1	10/18/23	MH	SW8260D
Methyl ethyl ketone	ND	5.0	ug/L	1	10/18/23	MH	SW8260D
Methyl t-butyl ether (MTBE)	ND	1.0	ug/L	1	10/18/23	MH	SW8260D
Methylene chloride	ND	1.0	ug/L	1	10/18/23	MH	SW8260D
Naphthalene	8.7	1.0	ug/L	1	10/18/23	MH	SW8260D
n-Butylbenzene	ND	1.0	ug/L	1	10/18/23	MH	SW8260D
n-Propylbenzene	ND	1.0	ug/L	1	10/18/23	MH	SW8260D
o-Xylene	ND	1.0	ug/L	1	10/18/23	MH	SW8260D
p-Isopropyltoluene	ND	1.0	ug/L	1	10/18/23	MH	SW8260D
sec-Butylbenzene	ND	1.0	ug/L	1	10/18/23	MH	SW8260D
Styrene	ND	1.0	ug/L	1	10/18/23	MH	SW8260D
tert-Butylbenzene	ND	1.0	ug/L	1	10/18/23	MH	SW8260D
Tetrachloroethene	ND	1.0	ug/L	1	10/18/23	MH	SW8260D
Tetrahydrofuran (THF)	ND	2.5	ug/L	1	10/18/23	MH	SW8260D
Toluene	ND	1.0	ug/L	1	10/18/23	MH	SW8260D
Total Xylenes	ND	1.0	ug/L	1	10/18/23	MH	SW8260D
trans-1,2-Dichloroethene	ND	1.0	ug/L	1	10/18/23	MH	SW8260D
trans-1,3-Dichloropropene	ND	0.40	ug/L	1	10/18/23	MH	SW8260D
trans-1,4-dichloro-2-butene	ND	5.0	ug/L	1	10/18/23	MH	SW8260D
Trichloroethene	ND	1.0	ug/L	1	10/18/23	MH	SW8260D
Trichlorofluoromethane	ND	1.0	ug/L	1	10/18/23	MH	SW8260D
Trichlorotrifluoroethane	ND	1.0	ug/L	1	10/18/23	MH	SW8260D
Vinyl chloride	ND	1.0	ug/L	1	10/18/23	MH	SW8260D
QA/QC Surrogates							
% 1,2-dichlorobenzene-d4	100		%	1	10/18/23	MH	70 - 130 %
% Bromofluorobenzene	98		%	1	10/18/23	MH	70 - 130 %
% Dibromofluoromethane	110		%	1	10/18/23	MH	70 - 130 %
% Toluene-d8	100		%	1	10/18/23	MH	70 - 130 %
Semivolatiles by SIM, PAH							
2-Methylnaphthalene	ND	0.48	ug/L	1	10/23/23	KCA	SW8270D (SIM)
Acenaphthene	ND	0.48	ug/L	1	10/23/23	KCA	SW8270D (SIM)
Acenaphthylene	0.58	0.29	ug/L	1	10/23/23	KCA	SW8270D (SIM)
Anthracene	ND	0.48	ug/L	1	10/23/23	KCA	SW8270D (SIM)
Benz(a)anthracene	0.39	0.05	ug/L	1	10/23/23	KCA	SW8270D (SIM)
Benzo(a)pyrene	0.64	0.19	ug/L	1	10/23/23	KCA	SW8270D (SIM)
Benzo(b)fluoranthene	0.25	0.07	ug/L	1	10/23/23	KCA	SW8270D (SIM)
Benzo(ghi)perylene	ND	0.46	ug/L	1	10/23/23	KCA	SW8270D (SIM)
Benzo(k)fluoranthene	0.32	0.29	ug/L	1	10/23/23	KCA	SW8270D (SIM)
Chrysene	ND	0.48	ug/L	1	10/23/23	KCA	SW8270D (SIM)
Dibenz(a,h)anthracene	ND	0.10	ug/L	1	10/23/23	KCA	SW8270D (SIM)
Fluoranthene	0.58	0.48	ug/L	1	10/23/23	KCA	SW8270D (SIM)
Fluorene	ND	0.48	ug/L	1	10/23/23	KCA	SW8270D (SIM)
Indeno(1,2,3-cd)pyrene	0.25	0.10	ug/L	1	10/23/23	KCA	SW8270D (SIM)
Naphthalene	ND	0.48	ug/L	1	10/23/23	KCA	SW8270D (SIM)
Phenanthrene	0.63	0.06	ug/L	1	10/23/23	KCA	SW8270D (SIM)
Pyrene	0.83	0.48	ug/L	1	10/23/23	KCA	SW8270D (SIM)
QA/QC Surrogates							
% 2-Fluorobiphenyl	74		%	1	10/23/23	KCA	30 - 130 %
% Nitrobenzene-d5	77		%	1	10/23/23	KCA	30 - 130 %

Ver 1

Project ID: ROCKVILLE FORMER MGP
Client ID: MW-3DR

Phoenix I.D.: CP27676

Parameter	Result	RL/ PQL	Units	Dilution	Date/Time	By	Reference
% Terphenyl-d14	77		%	1	10/23/23	KCA	30 - 130 %

RL/PQL=Reporting/Practical Quantitation Level ND=Not Detected BRL=Below Reporting Level
QA/QC Surrogates: Surrogates are compounds (preceeded with a %) added by the lab to determine analysis efficiency. Surrogate results(%) listed in the report are not "detected" compounds.

Comments:

If you are the client above and have any questions concerning this testing, please do not hesitate to contact Phoenix Client Services at ext.200.
The contents of this report cannot be discussed with anyone other than the client listed above without their written consent.

Phyllis Shiller, Laboratory Director
October 27, 2023
Reviewed and Released by: Ethan Lee, Project Manager

Environmental Laboratories, Inc.
587 East Middle Turnpike, P.O.Box 370, Manchester, CT 06045
Tel. (860) 645-1102 Fax (860) 645-0823

Analysis Report

October 27, 2023

FOR: Attn: Jeffrey Holden
GEI Consultants
455 Winding Brook Drive
Suite 201
Glastonbury, CT 06033

Sample Information		Custody Information		Date	Time
Matrix:	GROUND WATER	Collected by:		10/16/23	14:40
Location Code:	GEI-EVER	Received by:	SR1	10/17/23	15:45
Rush Request:	Standard	Analyzed by:	see "By" below		
P.O.#:	2200138-1.4				

Laboratory Data

SDG ID: GCP27676
Phoenix ID: CP27677

Project ID: ROCKVILLE FORMER MGP
Client ID: MW-13M

Parameter	Result	RL/ PQL	Units	Dilution	Date/Time	By	Reference
Silver	< 0.001	0.001	mg/L	1	10/24/23	IE	SW6010D
Arsenic	< 0.004	0.004	mg/L	1	10/24/23	IE	SW6010D
Barium	0.280	0.002	mg/L	1	10/24/23	IE	SW6010D
Beryllium	< 0.001	0.001	mg/L	1	10/24/23	IE	SW6010D
Cadmium	< 0.001	0.001	mg/L	1	10/24/23	IE	SW6010D
Chromium	0.001	0.001	mg/L	1	10/24/23	IE	SW6010D
Copper	< 0.005	0.005	mg/L	1	10/24/23	IE	SW6010D
Mercury	< 0.0002	0.0002	mg/L	1	10/18/23	IE	SW7470A
Nickel	0.001	0.001	mg/L	1	10/24/23	IE	SW6010D
Lead	< 0.001	0.001	mg/L	1	10/24/23	IE	SW6010D
Antimony	< 0.005	0.005	mg/L	1	10/24/23	IE	SW6010D
Selenium	< 0.010	0.010	mg/L	1	10/24/23	IE	SW6010D
Thallium	< 0.0005	0.0005	mg/L	5	10/25/23	AL1	SW6020B
Vanadium	< 0.002	0.002	mg/L	1	10/24/23	IE	SW6010D
Zinc	< 0.004	0.004	mg/L	1	10/24/23	IE	SW6010D
Total Cyanide	< 0.010	0.010	mg/L	1	10/24/23	CL/GD	SW9010C/SW9012B
Extraction of ETPH	Completed				10/20/23	Z/AL	SW3510C/SW3520C
Mercury Digestion	Completed				10/18/23	ZT/AL	SW7470A
Semi-Volatile Extraction	Completed				10/20/23	Z/AL	SW3520C
Total Metals Digestion	Completed				10/19/23	AG	SW3010A
Total Metals Digestion MS	Completed				10/17/23	AG	SW3010A
TPH by GC (Extractable Products)							
Ext. Petroleum H.C. (C9-C36)	ND	0.068	mg/L	1	10/23/23	JRB	CTETPH
Identification	ND		mg/L	1	10/23/23	JRB	CTETPH
QA/QC Surrogates							
% Terphenyl (surr)	88		%	1	10/23/23	JRB	50 - 150 %

Ver 1

Project ID: ROCKVILLE FORMER MGP
Client ID: MW-13M

Phoenix I.D.: CP27677

Parameter	Result	RL/ PQL	Units	Dilution	Date/Time	By	Reference
Volatiles							
1,1,1,2-Tetrachloroethane	ND	1.0	ug/L	1	10/18/23	MH	SW8260D
1,1,1-Trichloroethane	ND	1.0	ug/L	1	10/18/23	MH	SW8260D
1,1,2,2-Tetrachloroethane	ND	0.50	ug/L	1	10/18/23	MH	SW8260D
1,1,2-Trichloroethane	ND	1.0	ug/L	1	10/18/23	MH	SW8260D
1,1-Dichloroethane	ND	1.0	ug/L	1	10/18/23	MH	SW8260D
1,1-Dichloroethene	ND	1.0	ug/L	1	10/18/23	MH	SW8260D
1,1-Dichloropropene	ND	1.0	ug/L	1	10/18/23	MH	SW8260D
1,2,3-Trichlorobenzene	ND	1.0	ug/L	1	10/18/23	MH	SW8260D
1,2,3-Trichloropropane	ND	1.0	ug/L	1	10/18/23	MH	SW8260D
1,2,4-Trichlorobenzene	ND	1.0	ug/L	1	10/18/23	MH	SW8260D
1,2,4-Trimethylbenzene	ND	1.0	ug/L	1	10/18/23	MH	SW8260D
1,2-Dibromo-3-chloropropane	ND	1.0	ug/L	1	10/18/23	MH	SW8260D
1,2-Dibromoethane	ND	1.0	ug/L	1	10/18/23	MH	SW8260D
1,2-Dichlorobenzene	ND	1.0	ug/L	1	10/18/23	MH	SW8260D
1,2-Dichloroethane	ND	0.60	ug/L	1	10/18/23	MH	SW8260D
1,2-Dichloropropane	ND	1.0	ug/L	1	10/18/23	MH	SW8260D
1,3,5-Trimethylbenzene	ND	1.0	ug/L	1	10/18/23	MH	SW8260D
1,3-Dichlorobenzene	ND	1.0	ug/L	1	10/18/23	MH	SW8260D
1,3-Dichloropropane	ND	1.0	ug/L	1	10/18/23	MH	SW8260D
1,4-Dichlorobenzene	ND	1.0	ug/L	1	10/18/23	MH	SW8260D
2,2-Dichloropropane	ND	1.0	ug/L	1	10/18/23	MH	SW8260D
2-Chlorotoluene	ND	1.0	ug/L	1	10/18/23	MH	SW8260D
2-Hexanone	ND	5.0	ug/L	1	10/18/23	MH	SW8260D
2-Isopropyltoluene	ND	1.0	ug/L	1	10/18/23	MH	SW8260D
4-Chlorotoluene	ND	1.0	ug/L	1	10/18/23	MH	SW8260D
4-Methyl-2-pentanone	ND	5.0	ug/L	1	10/18/23	MH	SW8260D
Acetone	ND	25	ug/L	1	10/18/23	MH	SW8260D
Acrylonitrile	ND	1.0	ug/L	1	10/18/23	MH	SW8260D
Benzene	ND	0.70	ug/L	1	10/18/23	MH	SW8260D
Bromobenzene	ND	1.0	ug/L	1	10/18/23	MH	SW8260D
Bromochloromethane	ND	1.0	ug/L	1	10/18/23	MH	SW8260D
Bromodichloromethane	ND	0.50	ug/L	1	10/18/23	MH	SW8260D
Bromoform	ND	1.0	ug/L	1	10/18/23	MH	SW8260D
Bromomethane	ND	1.0	ug/L	1	10/18/23	MH	SW8260D
Carbon Disulfide	ND	5.0	ug/L	1	10/18/23	MH	SW8260D
Carbon tetrachloride	ND	1.0	ug/L	1	10/18/23	MH	SW8260D
Chlorobenzene	ND	1.0	ug/L	1	10/18/23	MH	SW8260D
Chloroethane	ND	1.0	ug/L	1	10/18/23	MH	SW8260D
Chloroform	ND	1.0	ug/L	1	10/18/23	MH	SW8260D
Chloromethane	ND	1.0	ug/L	1	10/18/23	MH	SW8260D
cis-1,2-Dichloroethene	ND	1.0	ug/L	1	10/18/23	MH	SW8260D
cis-1,3-Dichloropropene	ND	0.40	ug/L	1	10/18/23	MH	SW8260D
Dibromochloromethane	ND	0.50	ug/L	1	10/18/23	MH	SW8260D
Dibromomethane	ND	1.0	ug/L	1	10/18/23	MH	SW8260D
Dichlorodifluoromethane	ND	1.0	ug/L	1	10/18/23	MH	SW8260D
Ethylbenzene	ND	1.0	ug/L	1	10/18/23	MH	SW8260D
Hexachlorobutadiene	ND	0.40	ug/L	1	10/18/23	MH	SW8260D
Isopropylbenzene	ND	1.0	ug/L	1	10/18/23	MH	SW8260D

Ver 1

Project ID: ROCKVILLE FORMER MGP
Client ID: MW-13M

Phoenix I.D.: CP27677

Parameter	Result	RL/ PQL	Units	Dilution	Date/Time	By	Reference
m&p-Xylene	ND	1.0	ug/L	1	10/18/23	MH	SW8260D
Methyl ethyl ketone	ND	5.0	ug/L	1	10/18/23	MH	SW8260D
Methyl t-butyl ether (MTBE)	ND	1.0	ug/L	1	10/18/23	MH	SW8260D
Methylene chloride	ND	1.0	ug/L	1	10/18/23	MH	SW8260D
Naphthalene	ND	1.0	ug/L	1	10/18/23	MH	SW8260D
n-Butylbenzene	ND	1.0	ug/L	1	10/18/23	MH	SW8260D
n-Propylbenzene	ND	1.0	ug/L	1	10/18/23	MH	SW8260D
o-Xylene	ND	1.0	ug/L	1	10/18/23	MH	SW8260D
p-Isopropyltoluene	ND	1.0	ug/L	1	10/18/23	MH	SW8260D
sec-Butylbenzene	ND	1.0	ug/L	1	10/18/23	MH	SW8260D
Styrene	ND	1.0	ug/L	1	10/18/23	MH	SW8260D
tert-Butylbenzene	ND	1.0	ug/L	1	10/18/23	MH	SW8260D
Tetrachloroethene	ND	1.0	ug/L	1	10/18/23	MH	SW8260D
Tetrahydrofuran (THF)	ND	2.5	ug/L	1	10/18/23	MH	SW8260D
Toluene	ND	1.0	ug/L	1	10/18/23	MH	SW8260D
Total Xylenes	ND	1.0	ug/L	1	10/18/23	MH	SW8260D
trans-1,2-Dichloroethene	ND	1.0	ug/L	1	10/18/23	MH	SW8260D
trans-1,3-Dichloropropene	ND	0.40	ug/L	1	10/18/23	MH	SW8260D
trans-1,4-dichloro-2-butene	ND	5.0	ug/L	1	10/18/23	MH	SW8260D
Trichloroethene	ND	1.0	ug/L	1	10/18/23	MH	SW8260D
Trichlorofluoromethane	ND	1.0	ug/L	1	10/18/23	MH	SW8260D
Trichlorotrifluoroethane	ND	1.0	ug/L	1	10/18/23	MH	SW8260D
Vinyl chloride	ND	1.0	ug/L	1	10/18/23	MH	SW8260D
QA/QC Surrogates							
% 1,2-dichlorobenzene-d4	102		%	1	10/18/23	MH	70 - 130 %
% Bromofluorobenzene	97		%	1	10/18/23	MH	70 - 130 %
% Dibromofluoromethane	114		%	1	10/18/23	MH	70 - 130 %
% Toluene-d8	100		%	1	10/18/23	MH	70 - 130 %
Semivolatiles by SIM, PAH							
2-Methylnaphthalene	ND	0.47	ug/L	1	10/23/23	KCA	SW8270D (SIM)
Acenaphthene	ND	0.47	ug/L	1	10/23/23	KCA	SW8270D (SIM)
Acenaphthylene	ND	0.28	ug/L	1	10/23/23	KCA	SW8270D (SIM)
Anthracene	ND	0.47	ug/L	1	10/23/23	KCA	SW8270D (SIM)
Benz(a)anthracene	ND	0.05	ug/L	1	10/23/23	KCA	SW8270D (SIM)
Benzo(a)pyrene	ND	0.19	ug/L	1	10/23/23	KCA	SW8270D (SIM)
Benzo(b)fluoranthene	ND	0.07	ug/L	1	10/23/23	KCA	SW8270D (SIM)
Benzo(ghi)perylene	ND	0.45	ug/L	1	10/23/23	KCA	SW8270D (SIM)
Benzo(k)fluoranthene	ND	0.28	ug/L	1	10/23/23	KCA	SW8270D (SIM)
Chrysene	ND	0.47	ug/L	1	10/23/23	KCA	SW8270D (SIM)
Dibenz(a,h)anthracene	ND	0.09	ug/L	1	10/23/23	KCA	SW8270D (SIM)
Fluoranthene	ND	0.47	ug/L	1	10/23/23	KCA	SW8270D (SIM)
Fluorene	ND	0.47	ug/L	1	10/23/23	KCA	SW8270D (SIM)
Indeno(1,2,3-cd)pyrene	ND	0.09	ug/L	1	10/23/23	KCA	SW8270D (SIM)
Naphthalene	ND	0.47	ug/L	1	10/23/23	KCA	SW8270D (SIM)
Phenanthrene	ND	0.06	ug/L	1	10/23/23	KCA	SW8270D (SIM)
Pyrene	ND	0.47	ug/L	1	10/23/23	KCA	SW8270D (SIM)
QA/QC Surrogates							
% 2-Fluorobiphenyl	76		%	1	10/23/23	KCA	30 - 130 %
% Nitrobenzene-d5	81		%	1	10/23/23	KCA	30 - 130 %

Ver 1

Project ID: ROCKVILLE FORMER MGP
Client ID: MW-13M

Phoenix I.D.: CP27677

Parameter	Result	RL/ PQL	Units	Dilution	Date/Time	By	Reference
% Terphenyl-d14	79		%	1	10/23/23	KCA	30 - 130 %

RL/PQL=Reporting/Practical Quantitation Level ND=Not Detected BRL=Below Reporting Level
QA/QC Surrogates: Surrogates are compounds (preceeded with a %) added by the lab to determine analysis efficiency. Surrogate results(%) listed in the report are not "detected" compounds.

Comments:

If you are the client above and have any questions concerning this testing, please do not hesitate to contact Phoenix Client Services at ext.200.
The contents of this report cannot be discussed with anyone other than the client listed above without their written consent.



Phyllis Shiller, Laboratory Director
October 27, 2023
Reviewed and Released by: Ethan Lee, Project Manager

Environmental Laboratories, Inc.
587 East Middle Turnpike, P.O.Box 370, Manchester, CT 06045
Tel. (860) 645-1102 Fax (860) 645-0823

Analysis Report

October 27, 2023

FOR: Attn: Jeffrey Holden
GEI Consultants
455 Winding Brook Drive
Suite 201
Glastonbury, CT 06033

Sample Information		Custody Information		Date	Time
Matrix:	GROUND WATER	Collected by:		10/16/23	15:05
Location Code:	GEI-EVER	Received by:	SR1	10/17/23	15:45
Rush Request:	Standard	Analyzed by:	see "By" below		
P.O.#:	2200138-1.4				

Laboratory Data

SDG ID: GCP27676
Phoenix ID: CP27678

Project ID: ROCKVILLE FORMER MGP
Client ID: MW-14M

Parameter	Result	RL/ PQL	Units	Dilution	Date/Time	By	Reference
Silver	< 0.001	0.001	mg/L	1	10/24/23	IE	SW6010D
Arsenic	< 0.004	0.004	mg/L	1	10/24/23	IE	SW6010D
Barium	0.224	0.002	mg/L	1	10/24/23	IE	SW6010D
Beryllium	< 0.001	0.001	mg/L	1	10/24/23	IE	SW6010D
Cadmium	< 0.001	0.001	mg/L	1	10/24/23	IE	SW6010D
Chromium	0.003	0.001	mg/L	1	10/24/23	IE	SW6010D
Copper	< 0.005	0.005	mg/L	1	10/24/23	IE	SW6010D
Mercury	< 0.0002	0.0002	mg/L	1	10/18/23	IE	SW7470A
Nickel	0.002	0.001	mg/L	1	10/24/23	IE	SW6010D
Lead	0.003	0.001	mg/L	1	10/24/23	IE	SW6010D
Antimony	< 0.005	0.005	mg/L	1	10/24/23	IE	SW6010D
Selenium	< 0.010	0.010	mg/L	1	10/24/23	IE	SW6010D
Thallium	< 0.0005	0.0005	mg/L	5	10/25/23	AL1	SW6020B
Vanadium	0.004	0.002	mg/L	1	10/24/23	IE	SW6010D
Zinc	0.010	0.004	mg/L	1	10/24/23	IE	SW6010D
Total Cyanide	< 0.010	0.010	mg/L	1	10/24/23	CL/GD	SW9010C/SW9012B
Extraction of ETPH	Completed				10/20/23	Z/AL	SW3510C/SW3520C
Mercury Digestion	Completed				10/18/23	ZT/AL	SW7470A
Semi-Volatile Extraction	Completed				10/20/23	Z/AL	SW3520C
Total Metals Digestion	Completed				10/19/23	AG	SW3010A
Total Metals Digestion MS	Completed				10/17/23	AG	SW3010A
TPH by GC (Extractable Products)							
Ext. Petroleum H.C. (C9-C36)	1.4	0.067	mg/L	1	10/23/23	JRB	CTETPH
Identification	**		mg/L	1	10/23/23	JRB	CTETPH
QA/QC Surrogates							
% Terphenyl (surr)	81		%	1	10/23/23	JRB	50 - 150 %

Ver 1

Project ID: ROCKVILLE FORMER MGP
Client ID: MW-14M

Phoenix I.D.: CP27678

Parameter	Result	RL/ PQL	Units	Dilution	Date/Time	By	Reference
Volatiles							
1,1,1,2-Tetrachloroethane	ND	20	ug/L	20	10/18/23	MH	SW8260D
1,1,1-Trichloroethane	ND	20	ug/L	20	10/18/23	MH	SW8260D
1,1,2,2-Tetrachloroethane	ND	10	ug/L	20	10/18/23	MH	SW8260D
1,1,2-Trichloroethane	ND	20	ug/L	20	10/18/23	MH	SW8260D
1,1-Dichloroethane	ND	20	ug/L	20	10/18/23	MH	SW8260D
1,1-Dichloroethene	ND	20	ug/L	20	10/18/23	MH	SW8260D
1,1-Dichloropropene	ND	20	ug/L	20	10/18/23	MH	SW8260D
1,2,3-Trichlorobenzene	ND	20	ug/L	20	10/18/23	MH	SW8260D
1,2,3-Trichloropropane	ND	20	ug/L	20	10/18/23	MH	SW8260D
1,2,4-Trichlorobenzene	ND	20	ug/L	20	10/18/23	MH	SW8260D
1,2,4-Trimethylbenzene	43	20	ug/L	20	10/18/23	MH	SW8260D
1,2-Dibromo-3-chloropropane	ND	20	ug/L	20	10/18/23	MH	SW8260D
1,2-Dibromoethane	ND	20	ug/L	20	10/18/23	MH	SW8260D
1,2-Dichlorobenzene	ND	20	ug/L	20	10/18/23	MH	SW8260D
1,2-Dichloroethane	ND	12	ug/L	20	10/18/23	MH	SW8260D
1,2-Dichloropropane	ND	20	ug/L	20	10/18/23	MH	SW8260D
1,3,5-Trimethylbenzene	ND	20	ug/L	20	10/18/23	MH	SW8260D
1,3-Dichlorobenzene	ND	20	ug/L	20	10/18/23	MH	SW8260D
1,3-Dichloropropane	ND	20	ug/L	20	10/18/23	MH	SW8260D
1,4-Dichlorobenzene	ND	20	ug/L	20	10/18/23	MH	SW8260D
2,2-Dichloropropane	ND	20	ug/L	20	10/18/23	MH	SW8260D
2-Chlorotoluene	ND	20	ug/L	20	10/18/23	MH	SW8260D
2-Hexanone	ND	100	ug/L	20	10/18/23	MH	SW8260D
2-Isopropyltoluene	ND	20	ug/L	20	10/18/23	MH	SW8260D
4-Chlorotoluene	ND	20	ug/L	20	10/18/23	MH	SW8260D
4-Methyl-2-pentanone	ND	100	ug/L	20	10/18/23	MH	SW8260D
Acetone	ND	500	ug/L	20	10/18/23	MH	SW8260D
Acrylonitrile	ND	20	ug/L	20	10/18/23	MH	SW8260D
Benzene	820	70	ug/L	100	10/19/23	MH	SW8260D
Bromobenzene	ND	20	ug/L	20	10/18/23	MH	SW8260D
Bromochloromethane	ND	20	ug/L	20	10/18/23	MH	SW8260D
Bromodichloromethane	ND	10	ug/L	20	10/18/23	MH	SW8260D
Bromoform	ND	20	ug/L	20	10/18/23	MH	SW8260D
Bromomethane	ND	20	ug/L	20	10/18/23	MH	SW8260D
Carbon Disulfide	ND	100	ug/L	20	10/18/23	MH	SW8260D
Carbon tetrachloride	ND	20	ug/L	20	10/18/23	MH	SW8260D
Chlorobenzene	ND	20	ug/L	20	10/18/23	MH	SW8260D
Chloroethane	ND	20	ug/L	20	10/18/23	MH	SW8260D
Chloroform	ND	20	ug/L	20	10/18/23	MH	SW8260D
Chloromethane	ND	20	ug/L	20	10/18/23	MH	SW8260D
cis-1,2-Dichloroethene	ND	20	ug/L	20	10/18/23	MH	SW8260D
cis-1,3-Dichloropropene	ND	8.0	ug/L	20	10/18/23	MH	SW8260D
Dibromochloromethane	ND	10	ug/L	20	10/18/23	MH	SW8260D
Dibromomethane	ND	20	ug/L	20	10/18/23	MH	SW8260D
Dichlorodifluoromethane	ND	20	ug/L	20	10/18/23	MH	SW8260D
Ethylbenzene	460	20	ug/L	20	10/18/23	MH	SW8260D
Hexachlorobutadiene	ND	8.0	ug/L	20	10/18/23	MH	SW8260D
Isopropylbenzene	22	20	ug/L	20	10/18/23	MH	SW8260D

Ver 1

Project ID: ROCKVILLE FORMER MGP
Client ID: MW-14M

Phoenix I.D.: CP27678

Parameter	Result	RL/ PQL	Units	Dilution	Date/Time	By	Reference
m&p-Xylene	38	20	ug/L	20	10/18/23	MH	SW8260D
Methyl ethyl ketone	ND	100	ug/L	20	10/18/23	MH	SW8260D
Methyl t-butyl ether (MTBE)	ND	20	ug/L	20	10/18/23	MH	SW8260D
Methylene chloride	ND	20	ug/L	20	10/18/23	MH	SW8260D
Naphthalene	780	100	ug/L	100	10/19/23	MH	SW8260D
n-Butylbenzene	ND	20	ug/L	20	10/18/23	MH	SW8260D
n-Propylbenzene	ND	20	ug/L	20	10/18/23	MH	SW8260D
o-Xylene	96	20	ug/L	20	10/18/23	MH	SW8260D
p-Isopropyltoluene	ND	20	ug/L	20	10/18/23	MH	SW8260D
sec-Butylbenzene	ND	20	ug/L	20	10/18/23	MH	SW8260D
Styrene	ND	20	ug/L	20	10/18/23	MH	SW8260D
tert-Butylbenzene	ND	20	ug/L	20	10/18/23	MH	SW8260D
Tetrachloroethene	ND	20	ug/L	20	10/18/23	MH	SW8260D
Tetrahydrofuran (THF)	ND	50	ug/L	20	10/18/23	MH	SW8260D
Toluene	ND	20	ug/L	20	10/18/23	MH	SW8260D
Total Xylenes	134	20	ug/L	20	10/18/23	MH	SW8260D
trans-1,2-Dichloroethene	ND	20	ug/L	20	10/18/23	MH	SW8260D
trans-1,3-Dichloropropene	ND	8.0	ug/L	20	10/18/23	MH	SW8260D
trans-1,4-dichloro-2-butene	ND	100	ug/L	20	10/18/23	MH	SW8260D
Trichloroethene	ND	20	ug/L	20	10/18/23	MH	SW8260D
Trichlorofluoromethane	ND	20	ug/L	20	10/18/23	MH	SW8260D
Trichlorotrifluoroethane	ND	20	ug/L	20	10/18/23	MH	SW8260D
Vinyl chloride	ND	20	ug/L	20	10/18/23	MH	SW8260D
QA/QC Surrogates							
% 1,2-dichlorobenzene-d4 (20x)	103		%	20	10/18/23	MH	70 - 130 %
% Bromofluorobenzene (20x)	98		%	20	10/18/23	MH	70 - 130 %
% Dibromofluoromethane (20x)	113		%	20	10/18/23	MH	70 - 130 %
% Toluene-d8 (20x)	101		%	20	10/18/23	MH	70 - 130 %
% 1,2-dichlorobenzene-d4 (100x)	101		%	100	10/19/23	MH	70 - 130 %
% Bromofluorobenzene (100x)	98		%	100	10/19/23	MH	70 - 130 %
% Dibromofluoromethane (100x)	103		%	100	10/19/23	MH	70 - 130 %
% Toluene-d8 (100x)	96		%	100	10/19/23	MH	70 - 130 %
Semivolatiles by SIM, PAH							
2-Methylnaphthalene	42	0.10	ug/L	1	10/24/23	AW	SW8270D (SIM)
Acenaphthene	82	0.05	ug/L	1	10/24/23	AW	SW8270D (SIM)
Acenaphthylene	1.5	0.29	ug/L	1	10/23/23	AW	SW8270D (SIM)
Anthracene	4.4	0.49	ug/L	1	10/23/23	AW	SW8270D (SIM)
Benz(a)anthracene	0.18	0.05	ug/L	1	10/23/23	AW	SW8270D (SIM)
Benzo(a)pyrene	ND	0.20	ug/L	1	10/23/23	AW	SW8270D (SIM)
Benzo(b)fluoranthene	ND	0.07	ug/L	1	10/23/23	AW	SW8270D (SIM)
Benzo(ghi)perylene	ND	0.47	ug/L	1	10/23/23	AW	SW8270D (SIM)
Benzo(k)fluoranthene	ND	0.29	ug/L	1	10/23/23	AW	SW8270D (SIM)
Chrysene	ND	0.49	ug/L	1	10/23/23	AW	SW8270D (SIM)
Dibenz(a,h)anthracene	ND	0.10	ug/L	1	10/23/23	AW	SW8270D (SIM)
Fluoranthene	4.4	0.49	ug/L	1	10/23/23	AW	SW8270D (SIM)
Fluorene	17	0.05	ug/L	1	10/24/23	AW	SW8270D (SIM)
Indeno(1,2,3-cd)pyrene	ND	0.10	ug/L	1	10/23/23	AW	SW8270D (SIM)
Naphthalene	810	0.98	ug/L	10	10/24/23	AW	SW8270D (SIM)
Phenanthrene	14	0.05	ug/L	1	10/24/23	AW	SW8270D (SIM)

Ver 1

Project ID: ROCKVILLE FORMER MGP
Client ID: MW-14M

Phoenix I.D.: CP27678

Parameter	Result	RL/ PQL	Units	Dilution	Date/Time	By	Reference
Pyrene	5.2	0.49	ug/L	1	10/23/23	AW	SW8270D (SIM)
QA/QC Surrogates							
% 2-Fluorobiphenyl	79		%	1	10/24/23	AW	30 - 130 %
% Nitrobenzene-d5	87		%	1	10/24/23	AW	30 - 130 %
% Terphenyl-d14	81		%	1	10/24/23	AW	30 - 130 %
% 2-Fluorobiphenyl (10x)	Diluted Out		%	10	10/24/23	AW	30 - 130 %
% Nitrobenzene-d5 (10x)	Diluted Out		%	10	10/24/23	AW	30 - 130 %
% Terphenyl-d14 (10x)	Diluted Out		%	10	10/24/23	AW	30 - 130 %

RL/PQL=Reporting/Practical Quantitation Level ND=Not Detected BRL=Below Reporting Level
QA/QC Surrogates: Surrogates are compounds (preceeded with a %) added by the lab to determine analysis efficiency. Surrogate results(%) listed in the report are not "detected" compounds.

Comments:

Volatile Comment:
Elevated reporting limits for volatiles due to the presence of target and/or non-target compounds.

TPH Comment:
**Petroleum hydrocarbon chromatogram contains a multicomponent hydrocarbon distribution in the range of C9 to C18. The sample was quantitated against a C9-C36 alkane hydrocarbon standard.

If you are the client above and have any questions concerning this testing, please do not hesitate to contact Phoenix Client Services at ext.200.
The contents of this report cannot be discussed with anyone other than the client listed above without their written consent.



Phyllis Shiller, Laboratory Director
October 27, 2023
Reviewed and Released by: Ethan Lee, Project Manager

Environmental Laboratories, Inc.
587 East Middle Turnpike, P.O.Box 370, Manchester, CT 06045
Tel. (860) 645-1102 Fax (860) 645-0823

Analysis Report

October 27, 2023

FOR: Attn: Jeffrey Holden
GEI Consultants
455 Winding Brook Drive
Suite 201
Glastonbury, CT 06033

Sample Information		Custody Information		Date	Time
Matrix:	GROUND WATER	Collected by:		10/17/23	9:00
Location Code:	GEI-EVER	Received by:	SR1	10/17/23	15:45
Rush Request:	Standard	Analyzed by:	see "By" below		
P.O.#:	2200138-1.4				

Laboratory Data

SDG ID: GCP27676
Phoenix ID: CP27679

Project ID: ROCKVILLE FORMER MGP
Client ID: EB-10172023

Parameter	Result	RL/ PQL	Units	Dilution	Date/Time	By	Reference
Silver	< 0.001	0.001	mg/L	1	10/24/23	IE	SW6010D
Arsenic	< 0.004	0.004	mg/L	1	10/24/23	IE	SW6010D
Barium	< 0.002	0.002	mg/L	1	10/24/23	IE	SW6010D
Beryllium	< 0.001	0.001	mg/L	1	10/24/23	IE	SW6010D
Cadmium	< 0.001	0.001	mg/L	1	10/24/23	IE	SW6010D
Chromium	< 0.001	0.001	mg/L	1	10/24/23	IE	SW6010D
Copper	< 0.005	0.005	mg/L	1	10/24/23	IE	SW6010D
Mercury	0.0003	0.0002	mg/L	1	10/18/23	IE	SW7470A
Nickel	< 0.001	0.001	mg/L	1	10/24/23	IE	SW6010D
Lead	0.001	0.001	mg/L	1	10/24/23	IE	SW6010D
Antimony	< 0.005	0.005	mg/L	1	10/24/23	IE	SW6010D
Selenium	< 0.010	0.010	mg/L	1	10/24/23	IE	SW6010D
Thallium	< 0.0005	0.0005	mg/L	5	10/25/23	AL1	SW6020B
Vanadium	< 0.002	0.002	mg/L	1	10/24/23	IE	SW6010D
Zinc	< 0.004	0.004	mg/L	1	10/24/23	IE	SW6010D
Total Cyanide	< 0.010	0.010	mg/L	1	10/24/23	CL/GD	SW9010C/SW9012B
Extraction of ETPH	Completed				10/20/23	Z/AL	SW3510C/SW3520C
Mercury Digestion	Completed				10/18/23	ZT/AL	SW7470A
Semi-Volatile Extraction	Completed				10/20/23	Z/AL	SW3520C
Total Metals Digestion	Completed				10/19/23	AG	SW3010A
Total Metals Digestion MS	Completed				10/17/23	AG	SW3010A
TPH by GC (Extractable Products)							
Ext. Petroleum H.C. (C9-C36)	ND	0.067	mg/L	1	10/23/23	JRB	CTETPH
Identification	ND		mg/L	1	10/23/23	JRB	CTETPH
QA/QC Surrogates							
% Terphenyl (surr)	85		%	1	10/23/23	JRB	50 - 150 %

Ver 1

Project ID: ROCKVILLE FORMER MGP
Client ID: EB-10172023

Phoenix I.D.: CP27679

Parameter	Result	RL/ PQL	Units	Dilution	Date/Time	By	Reference
Volatiles							
1,1,1,2-Tetrachloroethane	ND	1.0	ug/L	1	10/18/23	MH	SW8260D
1,1,1-Trichloroethane	ND	1.0	ug/L	1	10/18/23	MH	SW8260D
1,1,2,2-Tetrachloroethane	ND	0.50	ug/L	1	10/18/23	MH	SW8260D
1,1,2-Trichloroethane	ND	1.0	ug/L	1	10/18/23	MH	SW8260D
1,1-Dichloroethane	ND	1.0	ug/L	1	10/18/23	MH	SW8260D
1,1-Dichloroethene	ND	1.0	ug/L	1	10/18/23	MH	SW8260D
1,1-Dichloropropene	ND	1.0	ug/L	1	10/18/23	MH	SW8260D
1,2,3-Trichlorobenzene	ND	1.0	ug/L	1	10/18/23	MH	SW8260D
1,2,3-Trichloropropane	ND	1.0	ug/L	1	10/18/23	MH	SW8260D
1,2,4-Trichlorobenzene	ND	1.0	ug/L	1	10/18/23	MH	SW8260D
1,2,4-Trimethylbenzene	ND	1.0	ug/L	1	10/18/23	MH	SW8260D
1,2-Dibromo-3-chloropropane	ND	1.0	ug/L	1	10/18/23	MH	SW8260D
1,2-Dibromoethane	ND	1.0	ug/L	1	10/18/23	MH	SW8260D
1,2-Dichlorobenzene	ND	1.0	ug/L	1	10/18/23	MH	SW8260D
1,2-Dichloroethane	ND	0.60	ug/L	1	10/18/23	MH	SW8260D
1,2-Dichloropropane	ND	1.0	ug/L	1	10/18/23	MH	SW8260D
1,3,5-Trimethylbenzene	ND	1.0	ug/L	1	10/18/23	MH	SW8260D
1,3-Dichlorobenzene	ND	1.0	ug/L	1	10/18/23	MH	SW8260D
1,3-Dichloropropane	ND	1.0	ug/L	1	10/18/23	MH	SW8260D
1,4-Dichlorobenzene	ND	1.0	ug/L	1	10/18/23	MH	SW8260D
2,2-Dichloropropane	ND	1.0	ug/L	1	10/18/23	MH	SW8260D
2-Chlorotoluene	ND	1.0	ug/L	1	10/18/23	MH	SW8260D
2-Hexanone	ND	5.0	ug/L	1	10/18/23	MH	SW8260D
2-Isopropyltoluene	ND	1.0	ug/L	1	10/18/23	MH	SW8260D
4-Chlorotoluene	ND	1.0	ug/L	1	10/18/23	MH	SW8260D
4-Methyl-2-pentanone	ND	5.0	ug/L	1	10/18/23	MH	SW8260D
Acetone	ND	25	ug/L	1	10/18/23	MH	SW8260D
Acrylonitrile	ND	1.0	ug/L	1	10/18/23	MH	SW8260D
Benzene	ND	0.70	ug/L	1	10/18/23	MH	SW8260D
Bromobenzene	ND	1.0	ug/L	1	10/18/23	MH	SW8260D
Bromochloromethane	ND	1.0	ug/L	1	10/18/23	MH	SW8260D
Bromodichloromethane	ND	0.50	ug/L	1	10/18/23	MH	SW8260D
Bromoform	ND	1.0	ug/L	1	10/18/23	MH	SW8260D
Bromomethane	ND	1.0	ug/L	1	10/18/23	MH	SW8260D
Carbon Disulfide	ND	5.0	ug/L	1	10/18/23	MH	SW8260D
Carbon tetrachloride	ND	1.0	ug/L	1	10/18/23	MH	SW8260D
Chlorobenzene	ND	1.0	ug/L	1	10/18/23	MH	SW8260D
Chloroethane	ND	1.0	ug/L	1	10/18/23	MH	SW8260D
Chloroform	ND	1.0	ug/L	1	10/18/23	MH	SW8260D
Chloromethane	ND	1.0	ug/L	1	10/18/23	MH	SW8260D
cis-1,2-Dichloroethene	ND	1.0	ug/L	1	10/18/23	MH	SW8260D
cis-1,3-Dichloropropene	ND	0.40	ug/L	1	10/18/23	MH	SW8260D
Dibromochloromethane	ND	0.50	ug/L	1	10/18/23	MH	SW8260D
Dibromomethane	ND	1.0	ug/L	1	10/18/23	MH	SW8260D
Dichlorodifluoromethane	ND	1.0	ug/L	1	10/18/23	MH	SW8260D
Ethylbenzene	ND	1.0	ug/L	1	10/18/23	MH	SW8260D
Hexachlorobutadiene	ND	0.40	ug/L	1	10/18/23	MH	SW8260D
Isopropylbenzene	ND	1.0	ug/L	1	10/18/23	MH	SW8260D

Ver 1

Project ID: ROCKVILLE FORMER MGP
Client ID: EB-10172023

Phoenix I.D.: CP27679

Parameter	Result	RL/ PQL	Units	Dilution	Date/Time	By	Reference
m&p-Xylene	ND	1.0	ug/L	1	10/18/23	MH	SW8260D
Methyl ethyl ketone	ND	5.0	ug/L	1	10/18/23	MH	SW8260D
Methyl t-butyl ether (MTBE)	ND	1.0	ug/L	1	10/18/23	MH	SW8260D
Methylene chloride	ND	1.0	ug/L	1	10/18/23	MH	SW8260D
Naphthalene	ND	1.0	ug/L	1	10/18/23	MH	SW8260D
n-Butylbenzene	ND	1.0	ug/L	1	10/18/23	MH	SW8260D
n-Propylbenzene	ND	1.0	ug/L	1	10/18/23	MH	SW8260D
o-Xylene	ND	1.0	ug/L	1	10/18/23	MH	SW8260D
p-Isopropyltoluene	ND	1.0	ug/L	1	10/18/23	MH	SW8260D
sec-Butylbenzene	ND	1.0	ug/L	1	10/18/23	MH	SW8260D
Styrene	ND	1.0	ug/L	1	10/18/23	MH	SW8260D
tert-Butylbenzene	ND	1.0	ug/L	1	10/18/23	MH	SW8260D
Tetrachloroethene	ND	1.0	ug/L	1	10/18/23	MH	SW8260D
Tetrahydrofuran (THF)	ND	2.5	ug/L	1	10/18/23	MH	SW8260D
Toluene	ND	1.0	ug/L	1	10/18/23	MH	SW8260D
Total Xylenes	ND	1.0	ug/L	1	10/18/23	MH	SW8260D
trans-1,2-Dichloroethene	ND	1.0	ug/L	1	10/18/23	MH	SW8260D
trans-1,3-Dichloropropene	ND	0.40	ug/L	1	10/18/23	MH	SW8260D
trans-1,4-dichloro-2-butene	ND	5.0	ug/L	1	10/18/23	MH	SW8260D
Trichloroethene	ND	1.0	ug/L	1	10/18/23	MH	SW8260D
Trichlorofluoromethane	ND	1.0	ug/L	1	10/18/23	MH	SW8260D
Trichlorotrifluoroethane	ND	1.0	ug/L	1	10/18/23	MH	SW8260D
Vinyl chloride	ND	1.0	ug/L	1	10/18/23	MH	SW8260D
QA/QC Surrogates							
% 1,2-dichlorobenzene-d4	102		%	1	10/18/23	MH	70 - 130 %
% Bromofluorobenzene	96		%	1	10/18/23	MH	70 - 130 %
% Dibromofluoromethane	115		%	1	10/18/23	MH	70 - 130 %
% Toluene-d8	99		%	1	10/18/23	MH	70 - 130 %
Semivolatiles by SIM, PAH							
2-Methylnaphthalene	ND	0.48	ug/L	1	10/23/23	KCA	SW8270D (SIM)
Acenaphthene	ND	0.48	ug/L	1	10/23/23	KCA	SW8270D (SIM)
Acenaphthylene	ND	0.29	ug/L	1	10/23/23	KCA	SW8270D (SIM)
Anthracene	ND	0.48	ug/L	1	10/23/23	KCA	SW8270D (SIM)
Benz(a)anthracene	ND	0.05	ug/L	1	10/23/23	KCA	SW8270D (SIM)
Benzo(a)pyrene	ND	0.19	ug/L	1	10/23/23	KCA	SW8270D (SIM)
Benzo(b)fluoranthene	ND	0.07	ug/L	1	10/23/23	KCA	SW8270D (SIM)
Benzo(ghi)perylene	ND	0.46	ug/L	1	10/23/23	KCA	SW8270D (SIM)
Benzo(k)fluoranthene	ND	0.29	ug/L	1	10/23/23	KCA	SW8270D (SIM)
Chrysene	ND	0.48	ug/L	1	10/23/23	KCA	SW8270D (SIM)
Dibenz(a,h)anthracene	ND	0.10	ug/L	1	10/23/23	KCA	SW8270D (SIM)
Fluoranthene	ND	0.48	ug/L	1	10/23/23	KCA	SW8270D (SIM)
Fluorene	ND	0.48	ug/L	1	10/23/23	KCA	SW8270D (SIM)
Indeno(1,2,3-cd)pyrene	ND	0.10	ug/L	1	10/23/23	KCA	SW8270D (SIM)
Naphthalene	ND	0.48	ug/L	1	10/23/23	KCA	SW8270D (SIM)
Phenanthrene	ND	0.06	ug/L	1	10/23/23	KCA	SW8270D (SIM)
Pyrene	ND	0.48	ug/L	1	10/23/23	KCA	SW8270D (SIM)
QA/QC Surrogates							
% 2-Fluorobiphenyl	76		%	1	10/23/23	KCA	30 - 130 %
% Nitrobenzene-d5	84		%	1	10/23/23	KCA	30 - 130 %

Ver 1

Project ID: ROCKVILLE FORMER MGP
Client ID: EB-10172023

Phoenix I.D.: CP27679

Parameter	Result	RL/ PQL	Units	Dilution	Date/Time	By	Reference
% Terphenyl-d14	83		%	1	10/23/23	KCA	30 - 130 %

RL/PQL=Reporting/Practical Quantitation Level ND=Not Detected BRL=Below Reporting Level
QA/QC Surrogates: Surrogates are compounds (preceeded with a %) added by the lab to determine analysis efficiency. Surrogate results(%) listed in the report are not "detected" compounds.

Comments:

If you are the client above and have any questions concerning this testing, please do not hesitate to contact Phoenix Client Services at ext.200.
The contents of this report cannot be discussed with anyone other than the client listed above without their written consent.



Phyllis Shiller, Laboratory Director
October 27, 2023
Reviewed and Released by: Ethan Lee, Project Manager

Environmental Laboratories, Inc.
587 East Middle Turnpike, P.O.Box 370, Manchester, CT 06045
Tel. (860) 645-1102 Fax (860) 645-0823

Analysis Report

October 27, 2023

FOR: Attn: Jeffrey Holden
GEI Consultants
455 Winding Brook Drive
Suite 201
Glastonbury, CT 06033

Sample Information		Custody Information		Date	Time
Matrix:	GROUND WATER	Collected by:		10/17/23	11:05
Location Code:	GEI-EVER	Received by:	SR1	10/17/23	15:45
Rush Request:	Standard	Analyzed by:	see "By" below		
P.O.#:	2200138-1.4				

Laboratory Data

SDG ID: GCP27676
Phoenix ID: CP27680

Project ID: ROCKVILLE FORMER MGP
Client ID: MW-44S

Parameter	Result	RL/ PQL	Units	Dilution	Date/Time	By	Reference
Silver	< 0.001	0.001	mg/L	1	10/24/23	IE	SW6010D
Arsenic	< 0.004	0.004	mg/L	1	10/24/23	IE	SW6010D
Barium	0.059	0.002	mg/L	1	10/24/23	IE	SW6010D
Beryllium	< 0.001	0.001	mg/L	1	10/24/23	IE	SW6010D
Cadmium	< 0.001	0.001	mg/L	1	10/24/23	IE	SW6010D
Chromium	0.003	0.001	mg/L	1	10/24/23	IE	SW6010D
Copper	< 0.005	0.005	mg/L	1	10/24/23	IE	SW6010D
Mercury	0.0005	0.0002	mg/L	1	10/18/23	IE	SW7470A
Nickel	0.012	0.001	mg/L	1	10/24/23	IE	SW6010D
Lead	< 0.001	0.001	mg/L	1	10/24/23	IE	SW6010D
Antimony	< 0.005	0.005	mg/L	1	10/24/23	IE	SW6010D
Selenium	< 0.010	0.010	mg/L	1	10/24/23	IE	SW6010D
Thallium	< 0.0005	0.0005	mg/L	5	10/25/23	AL1	SW6020B
Vanadium	< 0.002	0.002	mg/L	1	10/24/23	IE	SW6010D
Zinc	< 0.004	0.004	mg/L	1	10/24/23	IE	SW6010D
Total Cyanide	< 0.010	0.010	mg/L	1	10/24/23	CL/GD	SW9010C/SW9012B
Extraction of ETPH	Completed				10/20/23	Z/AL	SW3510C/SW3520C
Mercury Digestion	Completed				10/18/23	ZT/AL	SW7470A
Semi-Volatile Extraction	Completed				10/20/23	Z/AL	SW3520C
Total Metals Digestion	Completed				10/19/23	AG	SW3010A
Total Metals Digestion MS	Completed				10/17/23	AG	SW3010A
TPH by GC (Extractable Products)							
Ext. Petroleum H.C. (C9-C36)	ND	0.067	mg/L	1	10/23/23	JRB	CTETPH
Identification	ND		mg/L	1	10/23/23	JRB	CTETPH
QA/QC Surrogates							
% Terphenyl (surr)	78		%	1	10/23/23	JRB	50 - 150 %

Ver 1

Project ID: ROCKVILLE FORMER MGP
Client ID: MW-44S

Phoenix I.D.: CP27680

Parameter	Result	RL/ PQL	Units	Dilution	Date/Time	By	Reference
Volatiles							
1,1,1,2-Tetrachloroethane	ND	1.0	ug/L	1	10/18/23	MH	SW8260D
1,1,1-Trichloroethane	ND	1.0	ug/L	1	10/18/23	MH	SW8260D
1,1,2,2-Tetrachloroethane	ND	0.50	ug/L	1	10/18/23	MH	SW8260D
1,1,2-Trichloroethane	ND	1.0	ug/L	1	10/18/23	MH	SW8260D
1,1-Dichloroethane	ND	1.0	ug/L	1	10/18/23	MH	SW8260D
1,1-Dichloroethene	ND	1.0	ug/L	1	10/18/23	MH	SW8260D
1,1-Dichloropropene	ND	1.0	ug/L	1	10/18/23	MH	SW8260D
1,2,3-Trichlorobenzene	ND	1.0	ug/L	1	10/18/23	MH	SW8260D
1,2,3-Trichloropropane	ND	1.0	ug/L	1	10/18/23	MH	SW8260D
1,2,4-Trichlorobenzene	ND	1.0	ug/L	1	10/18/23	MH	SW8260D
1,2,4-Trimethylbenzene	ND	1.0	ug/L	1	10/18/23	MH	SW8260D
1,2-Dibromo-3-chloropropane	ND	1.0	ug/L	1	10/18/23	MH	SW8260D
1,2-Dibromoethane	ND	1.0	ug/L	1	10/18/23	MH	SW8260D
1,2-Dichlorobenzene	ND	1.0	ug/L	1	10/18/23	MH	SW8260D
1,2-Dichloroethane	ND	0.60	ug/L	1	10/18/23	MH	SW8260D
1,2-Dichloropropane	ND	1.0	ug/L	1	10/18/23	MH	SW8260D
1,3,5-Trimethylbenzene	ND	1.0	ug/L	1	10/18/23	MH	SW8260D
1,3-Dichlorobenzene	ND	1.0	ug/L	1	10/18/23	MH	SW8260D
1,3-Dichloropropane	ND	1.0	ug/L	1	10/18/23	MH	SW8260D
1,4-Dichlorobenzene	ND	1.0	ug/L	1	10/18/23	MH	SW8260D
2,2-Dichloropropane	ND	1.0	ug/L	1	10/18/23	MH	SW8260D
2-Chlorotoluene	ND	1.0	ug/L	1	10/18/23	MH	SW8260D
2-Hexanone	ND	5.0	ug/L	1	10/18/23	MH	SW8260D
2-Isopropyltoluene	ND	1.0	ug/L	1	10/18/23	MH	SW8260D
4-Chlorotoluene	ND	1.0	ug/L	1	10/18/23	MH	SW8260D
4-Methyl-2-pentanone	ND	5.0	ug/L	1	10/18/23	MH	SW8260D
Acetone	ND	25	ug/L	1	10/18/23	MH	SW8260D
Acrylonitrile	ND	1.0	ug/L	1	10/18/23	MH	SW8260D
Benzene	ND	0.70	ug/L	1	10/18/23	MH	SW8260D
Bromobenzene	ND	1.0	ug/L	1	10/18/23	MH	SW8260D
Bromochloromethane	ND	1.0	ug/L	1	10/18/23	MH	SW8260D
Bromodichloromethane	ND	0.50	ug/L	1	10/18/23	MH	SW8260D
Bromoform	ND	1.0	ug/L	1	10/18/23	MH	SW8260D
Bromomethane	ND	1.0	ug/L	1	10/18/23	MH	SW8260D
Carbon Disulfide	ND	5.0	ug/L	1	10/18/23	MH	SW8260D
Carbon tetrachloride	ND	1.0	ug/L	1	10/18/23	MH	SW8260D
Chlorobenzene	ND	1.0	ug/L	1	10/18/23	MH	SW8260D
Chloroethane	ND	1.0	ug/L	1	10/18/23	MH	SW8260D
Chloroform	ND	1.0	ug/L	1	10/18/23	MH	SW8260D
Chloromethane	ND	1.0	ug/L	1	10/18/23	MH	SW8260D
cis-1,2-Dichloroethene	ND	1.0	ug/L	1	10/18/23	MH	SW8260D
cis-1,3-Dichloropropene	ND	0.40	ug/L	1	10/18/23	MH	SW8260D
Dibromochloromethane	ND	0.50	ug/L	1	10/18/23	MH	SW8260D
Dibromomethane	ND	1.0	ug/L	1	10/18/23	MH	SW8260D
Dichlorodifluoromethane	ND	1.0	ug/L	1	10/18/23	MH	SW8260D
Ethylbenzene	ND	1.0	ug/L	1	10/18/23	MH	SW8260D
Hexachlorobutadiene	ND	0.40	ug/L	1	10/18/23	MH	SW8260D
Isopropylbenzene	ND	1.0	ug/L	1	10/18/23	MH	SW8260D

Ver 1

Project ID: ROCKVILLE FORMER MGP
Client ID: MW-44S

Phoenix I.D.: CP27680

Parameter	Result	RL/ PQL	Units	Dilution	Date/Time	By	Reference
m&p-Xylene	ND	1.0	ug/L	1	10/18/23	MH	SW8260D
Methyl ethyl ketone	ND	5.0	ug/L	1	10/18/23	MH	SW8260D
Methyl t-butyl ether (MTBE)	ND	1.0	ug/L	1	10/18/23	MH	SW8260D
Methylene chloride	ND	1.0	ug/L	1	10/18/23	MH	SW8260D
Naphthalene	ND	1.0	ug/L	1	10/18/23	MH	SW8260D
n-Butylbenzene	ND	1.0	ug/L	1	10/18/23	MH	SW8260D
n-Propylbenzene	ND	1.0	ug/L	1	10/18/23	MH	SW8260D
o-Xylene	ND	1.0	ug/L	1	10/18/23	MH	SW8260D
p-Isopropyltoluene	ND	1.0	ug/L	1	10/18/23	MH	SW8260D
sec-Butylbenzene	ND	1.0	ug/L	1	10/18/23	MH	SW8260D
Styrene	ND	1.0	ug/L	1	10/18/23	MH	SW8260D
tert-Butylbenzene	ND	1.0	ug/L	1	10/18/23	MH	SW8260D
Tetrachloroethene	ND	1.0	ug/L	1	10/18/23	MH	SW8260D
Tetrahydrofuran (THF)	ND	2.5	ug/L	1	10/18/23	MH	SW8260D
Toluene	ND	1.0	ug/L	1	10/18/23	MH	SW8260D
Total Xylenes	ND	1.0	ug/L	1	10/18/23	MH	SW8260D
trans-1,2-Dichloroethene	ND	1.0	ug/L	1	10/18/23	MH	SW8260D
trans-1,3-Dichloropropene	ND	0.40	ug/L	1	10/18/23	MH	SW8260D
trans-1,4-dichloro-2-butene	ND	5.0	ug/L	1	10/18/23	MH	SW8260D
Trichloroethene	ND	1.0	ug/L	1	10/18/23	MH	SW8260D
Trichlorofluoromethane	ND	1.0	ug/L	1	10/18/23	MH	SW8260D
Trichlorotrifluoroethane	ND	1.0	ug/L	1	10/18/23	MH	SW8260D
Vinyl chloride	ND	1.0	ug/L	1	10/18/23	MH	SW8260D
QA/QC Surrogates							
% 1,2-dichlorobenzene-d4	101		%	1	10/18/23	MH	70 - 130 %
% Bromofluorobenzene	97		%	1	10/18/23	MH	70 - 130 %
% Dibromofluoromethane	113		%	1	10/18/23	MH	70 - 130 %
% Toluene-d8	100		%	1	10/18/23	MH	70 - 130 %
Semivolatiles by SIM, PAH							
2-Methylnaphthalene	ND	0.47	ug/L	1	10/23/23	KCA	SW8270D (SIM)
Acenaphthene	ND	0.47	ug/L	1	10/23/23	KCA	SW8270D (SIM)
Acenaphthylene	ND	0.28	ug/L	1	10/23/23	KCA	SW8270D (SIM)
Anthracene	ND	0.47	ug/L	1	10/23/23	KCA	SW8270D (SIM)
Benz(a)anthracene	ND	0.05	ug/L	1	10/23/23	KCA	SW8270D (SIM)
Benzo(a)pyrene	ND	0.19	ug/L	1	10/23/23	KCA	SW8270D (SIM)
Benzo(b)fluoranthene	ND	0.07	ug/L	1	10/23/23	KCA	SW8270D (SIM)
Benzo(ghi)perylene	ND	0.45	ug/L	1	10/23/23	KCA	SW8270D (SIM)
Benzo(k)fluoranthene	ND	0.28	ug/L	1	10/23/23	KCA	SW8270D (SIM)
Chrysene	ND	0.47	ug/L	1	10/23/23	KCA	SW8270D (SIM)
Dibenz(a,h)anthracene	ND	0.09	ug/L	1	10/23/23	KCA	SW8270D (SIM)
Fluoranthene	ND	0.47	ug/L	1	10/23/23	KCA	SW8270D (SIM)
Fluorene	ND	0.47	ug/L	1	10/23/23	KCA	SW8270D (SIM)
Indeno(1,2,3-cd)pyrene	ND	0.09	ug/L	1	10/23/23	KCA	SW8270D (SIM)
Naphthalene	ND	0.47	ug/L	1	10/23/23	KCA	SW8270D (SIM)
Phenanthrene	ND	0.06	ug/L	1	10/23/23	KCA	SW8270D (SIM)
Pyrene	ND	0.47	ug/L	1	10/23/23	KCA	SW8270D (SIM)
QA/QC Surrogates							
% 2-Fluorobiphenyl	77		%	1	10/23/23	KCA	30 - 130 %
% Nitrobenzene-d5	76		%	1	10/23/23	KCA	30 - 130 %

Ver 1

Project ID: ROCKVILLE FORMER MGP
Client ID: MW-44S

Phoenix I.D.: CP27680

Parameter	Result	RL/ PQL	Units	Dilution	Date/Time	By	Reference
% Terphenyl-d14	80		%	1	10/23/23	KCA	30 - 130 %

RL/PQL=Reporting/Practical Quantitation Level ND=Not Detected BRL=Below Reporting Level
QA/QC Surrogates: Surrogates are compounds (preceeded with a %) added by the lab to determine analysis efficiency. Surrogate results(%) listed in the report are not "detected" compounds.

Comments:

If you are the client above and have any questions concerning this testing, please do not hesitate to contact Phoenix Client Services at ext.200.
The contents of this report cannot be discussed with anyone other than the client listed above without their written consent.



Phyllis Shiller, Laboratory Director
October 27, 2023
Reviewed and Released by: Ethan Lee, Project Manager

Environmental Laboratories, Inc.
587 East Middle Turnpike, P.O.Box 370, Manchester, CT 06045
Tel. (860) 645-1102 Fax (860) 645-0823

Analysis Report

October 27, 2023

FOR: Attn: Jeffrey Holden
GEI Consultants
455 Winding Brook Drive
Suite 201
Glastonbury, CT 06033

Sample Information		Custody Information		Date	Time
Matrix:	GROUND WATER	Collected by:		10/17/23	11:35
Location Code:	GEI-EVER	Received by:	SR1	10/17/23	15:45
Rush Request:	Standard	Analyzed by:	see "By" below		
P.O.#:	2200138-1.4				

Laboratory Data

SDG ID: GCP27676
Phoenix ID: CP27681

Project ID: ROCKVILLE FORMER MGP
Client ID: MW-44M

Parameter	Result	RL/ PQL	Units	Dilution	Date/Time	By	Reference
Silver	< 0.001	0.001	mg/L	1	10/24/23	IE	SW6010D
Arsenic	< 0.004	0.004	mg/L	1	10/24/23	IE	SW6010D
Barium	0.058	0.002	mg/L	1	10/24/23	IE	SW6010D
Beryllium	< 0.001	0.001	mg/L	1	10/24/23	IE	SW6010D
Cadmium	< 0.001	0.001	mg/L	1	10/24/23	IE	SW6010D
Chromium	0.007	0.001	mg/L	1	10/24/23	IE	SW6010D
Copper	0.006	0.005	mg/L	1	10/24/23	IE	SW6010D
Mercury	< 0.0002	0.0002	mg/L	1	10/18/23	IE	SW7470A
Nickel	0.004	0.001	mg/L	1	10/24/23	IE	SW6010D
Lead	0.002	0.001	mg/L	1	10/24/23	IE	SW6010D
Antimony	< 0.005	0.005	mg/L	1	10/24/23	IE	SW6010D
Selenium	< 0.010	0.010	mg/L	1	10/24/23	IE	SW6010D
Thallium	< 0.0005	0.0005	mg/L	5	10/25/23	AL1	SW6020B
Vanadium	0.006	0.002	mg/L	1	10/24/23	IE	SW6010D
Zinc	0.012	0.004	mg/L	1	10/24/23	IE	SW6010D
Total Cyanide	< 0.010	0.010	mg/L	1	10/24/23	CL/GD	SW9010C/SW9012B
Extraction of ETPH	Completed				10/20/23	Z/AL	SW3510C/SW3520C
Mercury Digestion	Completed				10/18/23	ZT/AL	SW7470A
Semi-Volatile Extraction	Completed				10/20/23	Z/AL	SW3520C
Total Metals Digestion	Completed				10/19/23	AG	SW3010A
Total Metals Digestion MS	Completed				10/17/23	AG	SW3010A
TPH by GC (Extractable Products)							
Ext. Petroleum H.C. (C9-C36)	ND	0.067	mg/L	1	10/23/23	JRB	CTETPH
Identification	ND		mg/L	1	10/23/23	JRB	CTETPH
QA/QC Surrogates							
% Terphenyl (surr)	76		%	1	10/23/23	JRB	50 - 150 %

Ver 1

Project ID: ROCKVILLE FORMER MGP
Client ID: MW-44M

Phoenix I.D.: CP27681

Parameter	Result	RL/ PQL	Units	Dilution	Date/Time	By	Reference
Volatiles							
1,1,1,2-Tetrachloroethane	ND	1.0	ug/L	1	10/18/23	MH	SW8260D
1,1,1-Trichloroethane	ND	1.0	ug/L	1	10/18/23	MH	SW8260D
1,1,2,2-Tetrachloroethane	ND	0.50	ug/L	1	10/18/23	MH	SW8260D
1,1,2-Trichloroethane	ND	1.0	ug/L	1	10/18/23	MH	SW8260D
1,1-Dichloroethane	ND	1.0	ug/L	1	10/18/23	MH	SW8260D
1,1-Dichloroethene	ND	1.0	ug/L	1	10/18/23	MH	SW8260D
1,1-Dichloropropene	ND	1.0	ug/L	1	10/18/23	MH	SW8260D
1,2,3-Trichlorobenzene	ND	1.0	ug/L	1	10/18/23	MH	SW8260D
1,2,3-Trichloropropane	ND	1.0	ug/L	1	10/18/23	MH	SW8260D
1,2,4-Trichlorobenzene	ND	1.0	ug/L	1	10/18/23	MH	SW8260D
1,2,4-Trimethylbenzene	ND	1.0	ug/L	1	10/18/23	MH	SW8260D
1,2-Dibromo-3-chloropropane	ND	1.0	ug/L	1	10/18/23	MH	SW8260D
1,2-Dibromoethane	ND	1.0	ug/L	1	10/18/23	MH	SW8260D
1,2-Dichlorobenzene	ND	1.0	ug/L	1	10/18/23	MH	SW8260D
1,2-Dichloroethane	ND	0.60	ug/L	1	10/18/23	MH	SW8260D
1,2-Dichloropropane	ND	1.0	ug/L	1	10/18/23	MH	SW8260D
1,3,5-Trimethylbenzene	ND	1.0	ug/L	1	10/18/23	MH	SW8260D
1,3-Dichlorobenzene	ND	1.0	ug/L	1	10/18/23	MH	SW8260D
1,3-Dichloropropane	ND	1.0	ug/L	1	10/18/23	MH	SW8260D
1,4-Dichlorobenzene	ND	1.0	ug/L	1	10/18/23	MH	SW8260D
2,2-Dichloropropane	ND	1.0	ug/L	1	10/18/23	MH	SW8260D
2-Chlorotoluene	ND	1.0	ug/L	1	10/18/23	MH	SW8260D
2-Hexanone	ND	5.0	ug/L	1	10/18/23	MH	SW8260D
2-Isopropyltoluene	ND	1.0	ug/L	1	10/18/23	MH	SW8260D
4-Chlorotoluene	ND	1.0	ug/L	1	10/18/23	MH	SW8260D
4-Methyl-2-pentanone	ND	5.0	ug/L	1	10/18/23	MH	SW8260D
Acetone	ND	25	ug/L	1	10/18/23	MH	SW8260D
Acrylonitrile	ND	1.0	ug/L	1	10/18/23	MH	SW8260D
Benzene	ND	0.70	ug/L	1	10/18/23	MH	SW8260D
Bromobenzene	ND	1.0	ug/L	1	10/18/23	MH	SW8260D
Bromochloromethane	ND	1.0	ug/L	1	10/18/23	MH	SW8260D
Bromodichloromethane	ND	0.50	ug/L	1	10/18/23	MH	SW8260D
Bromoform	ND	1.0	ug/L	1	10/18/23	MH	SW8260D
Bromomethane	ND	1.0	ug/L	1	10/18/23	MH	SW8260D
Carbon Disulfide	ND	5.0	ug/L	1	10/18/23	MH	SW8260D
Carbon tetrachloride	ND	1.0	ug/L	1	10/18/23	MH	SW8260D
Chlorobenzene	ND	1.0	ug/L	1	10/18/23	MH	SW8260D
Chloroethane	ND	1.0	ug/L	1	10/18/23	MH	SW8260D
Chloroform	ND	1.0	ug/L	1	10/18/23	MH	SW8260D
Chloromethane	ND	1.0	ug/L	1	10/18/23	MH	SW8260D
cis-1,2-Dichloroethene	ND	1.0	ug/L	1	10/18/23	MH	SW8260D
cis-1,3-Dichloropropene	ND	0.40	ug/L	1	10/18/23	MH	SW8260D
Dibromochloromethane	ND	0.50	ug/L	1	10/18/23	MH	SW8260D
Dibromomethane	ND	1.0	ug/L	1	10/18/23	MH	SW8260D
Dichlorodifluoromethane	ND	1.0	ug/L	1	10/18/23	MH	SW8260D
Ethylbenzene	ND	1.0	ug/L	1	10/18/23	MH	SW8260D
Hexachlorobutadiene	ND	0.40	ug/L	1	10/18/23	MH	SW8260D
Isopropylbenzene	ND	1.0	ug/L	1	10/18/23	MH	SW8260D

Ver 1

Project ID: ROCKVILLE FORMER MGP
Client ID: MW-44M

Phoenix I.D.: CP27681

Parameter	Result	RL/ PQL	Units	Dilution	Date/Time	By	Reference
m&p-Xylene	ND	1.0	ug/L	1	10/18/23	MH	SW8260D
Methyl ethyl ketone	ND	5.0	ug/L	1	10/18/23	MH	SW8260D
Methyl t-butyl ether (MTBE)	ND	1.0	ug/L	1	10/18/23	MH	SW8260D
Methylene chloride	ND	1.0	ug/L	1	10/18/23	MH	SW8260D
Naphthalene	ND	1.0	ug/L	1	10/18/23	MH	SW8260D
n-Butylbenzene	ND	1.0	ug/L	1	10/18/23	MH	SW8260D
n-Propylbenzene	ND	1.0	ug/L	1	10/18/23	MH	SW8260D
o-Xylene	ND	1.0	ug/L	1	10/18/23	MH	SW8260D
p-Isopropyltoluene	ND	1.0	ug/L	1	10/18/23	MH	SW8260D
sec-Butylbenzene	ND	1.0	ug/L	1	10/18/23	MH	SW8260D
Styrene	ND	1.0	ug/L	1	10/18/23	MH	SW8260D
tert-Butylbenzene	ND	1.0	ug/L	1	10/18/23	MH	SW8260D
Tetrachloroethene	ND	1.0	ug/L	1	10/18/23	MH	SW8260D
Tetrahydrofuran (THF)	ND	2.5	ug/L	1	10/18/23	MH	SW8260D
Toluene	ND	1.0	ug/L	1	10/18/23	MH	SW8260D
Total Xylenes	ND	1.0	ug/L	1	10/18/23	MH	SW8260D
trans-1,2-Dichloroethene	ND	1.0	ug/L	1	10/18/23	MH	SW8260D
trans-1,3-Dichloropropene	ND	0.40	ug/L	1	10/18/23	MH	SW8260D
trans-1,4-dichloro-2-butene	ND	5.0	ug/L	1	10/18/23	MH	SW8260D
Trichloroethene	ND	1.0	ug/L	1	10/18/23	MH	SW8260D
Trichlorofluoromethane	ND	1.0	ug/L	1	10/18/23	MH	SW8260D
Trichlorotrifluoroethane	ND	1.0	ug/L	1	10/18/23	MH	SW8260D
Vinyl chloride	ND	1.0	ug/L	1	10/18/23	MH	SW8260D
QA/QC Surrogates							
% 1,2-dichlorobenzene-d4	101		%	1	10/18/23	MH	70 - 130 %
% Bromofluorobenzene	96		%	1	10/18/23	MH	70 - 130 %
% Dibromofluoromethane	113		%	1	10/18/23	MH	70 - 130 %
% Toluene-d8	100		%	1	10/18/23	MH	70 - 130 %
Semivolatiles by SIM, PAH							
2-Methylnaphthalene	ND	0.48	ug/L	1	10/23/23	KCA	SW8270D (SIM)
Acenaphthene	ND	0.48	ug/L	1	10/23/23	KCA	SW8270D (SIM)
Acenaphthylene	ND	0.29	ug/L	1	10/23/23	KCA	SW8270D (SIM)
Anthracene	ND	0.48	ug/L	1	10/23/23	KCA	SW8270D (SIM)
Benz(a)anthracene	ND	0.05	ug/L	1	10/23/23	KCA	SW8270D (SIM)
Benzo(a)pyrene	ND	0.19	ug/L	1	10/23/23	KCA	SW8270D (SIM)
Benzo(b)fluoranthene	ND	0.07	ug/L	1	10/23/23	KCA	SW8270D (SIM)
Benzo(ghi)perylene	ND	0.46	ug/L	1	10/23/23	KCA	SW8270D (SIM)
Benzo(k)fluoranthene	ND	0.29	ug/L	1	10/23/23	KCA	SW8270D (SIM)
Chrysene	ND	0.48	ug/L	1	10/23/23	KCA	SW8270D (SIM)
Dibenz(a,h)anthracene	ND	0.10	ug/L	1	10/23/23	KCA	SW8270D (SIM)
Fluoranthene	ND	0.48	ug/L	1	10/23/23	KCA	SW8270D (SIM)
Fluorene	ND	0.48	ug/L	1	10/23/23	KCA	SW8270D (SIM)
Indeno(1,2,3-cd)pyrene	ND	0.10	ug/L	1	10/23/23	KCA	SW8270D (SIM)
Naphthalene	ND	0.48	ug/L	1	10/23/23	KCA	SW8270D (SIM)
Phenanthrene	0.06	0.06	ug/L	1	10/23/23	KCA	SW8270D (SIM)
Pyrene	ND	0.48	ug/L	1	10/23/23	KCA	SW8270D (SIM)
QA/QC Surrogates							
% 2-Fluorobiphenyl	73		%	1	10/23/23	KCA	30 - 130 %
% Nitrobenzene-d5	74		%	1	10/23/23	KCA	30 - 130 %

Ver 1

Project ID: ROCKVILLE FORMER MGP
Client ID: MW-44M

Phoenix I.D.: CP27681

Parameter	Result	RL/ PQL	Units	Dilution	Date/Time	By	Reference
% Terphenyl-d14	72		%	1	10/23/23	KCA	30 - 130 %

RL/PQL=Reporting/Practical Quantitation Level ND=Not Detected BRL=Below Reporting Level
QA/QC Surrogates: Surrogates are compounds (preceeded with a %) added by the lab to determine analysis efficiency. Surrogate results(%) listed in the report are not "detected" compounds.

Comments:

If you are the client above and have any questions concerning this testing, please do not hesitate to contact Phoenix Client Services at ext.200.
The contents of this report cannot be discussed with anyone other than the client listed above without their written consent.



Phyllis Shiller, Laboratory Director
October 27, 2023
Reviewed and Released by: Ethan Lee, Project Manager

Environmental Laboratories, Inc.
587 East Middle Turnpike, P.O.Box 370, Manchester, CT 06045
Tel. (860) 645-1102 Fax (860) 645-0823

Analysis Report

October 27, 2023

FOR: Attn: Jeffrey Holden
GEI Consultants
455 Winding Brook Drive
Suite 201
Glastonbury, CT 06033

Sample Information		Custody Information		Date	Time
Matrix:	WATER	Collected by:		10/17/23	
Location Code:	GEI-EVER	Received by:	SR1	10/17/23	15:45
Rush Request:	Standard	Analyzed by:	see "By" below		
P.O.#:	2200138-1.4				

Laboratory Data

SDG ID: GCP27676
Phoenix ID: CP27682

Project ID: ROCKVILLE FORMER MGP
Client ID: TB-10172023

Parameter	Result	RL/ PQL	Units	Dilution	Date/Time	By	Reference
Volatiles							
1,1,1,2-Tetrachloroethane	ND	1.0	ug/L	1	10/17/23	MH	SW8260D
1,1,1-Trichloroethane	ND	1.0	ug/L	1	10/17/23	MH	SW8260D
1,1,2,2-Tetrachloroethane	ND	0.50	ug/L	1	10/17/23	MH	SW8260D
1,1,2-Trichloroethane	ND	1.0	ug/L	1	10/17/23	MH	SW8260D
1,1-Dichloroethane	ND	1.0	ug/L	1	10/17/23	MH	SW8260D
1,1-Dichloroethene	ND	1.0	ug/L	1	10/17/23	MH	SW8260D
1,1-Dichloropropene	ND	1.0	ug/L	1	10/17/23	MH	SW8260D
1,2,3-Trichlorobenzene	ND	1.0	ug/L	1	10/17/23	MH	SW8260D
1,2,3-Trichloropropane	ND	1.0	ug/L	1	10/17/23	MH	SW8260D
1,2,4-Trichlorobenzene	ND	1.0	ug/L	1	10/17/23	MH	SW8260D
1,2,4-Trimethylbenzene	ND	1.0	ug/L	1	10/17/23	MH	SW8260D
1,2-Dibromo-3-chloropropane	ND	1.0	ug/L	1	10/17/23	MH	SW8260D
1,2-Dibromoethane	ND	1.0	ug/L	1	10/17/23	MH	SW8260D
1,2-Dichlorobenzene	ND	1.0	ug/L	1	10/17/23	MH	SW8260D
1,2-Dichloroethane	ND	0.60	ug/L	1	10/17/23	MH	SW8260D
1,2-Dichloropropane	ND	1.0	ug/L	1	10/17/23	MH	SW8260D
1,3,5-Trimethylbenzene	ND	1.0	ug/L	1	10/17/23	MH	SW8260D
1,3-Dichlorobenzene	ND	1.0	ug/L	1	10/17/23	MH	SW8260D
1,3-Dichloropropane	ND	1.0	ug/L	1	10/17/23	MH	SW8260D
1,4-Dichlorobenzene	ND	1.0	ug/L	1	10/17/23	MH	SW8260D
2,2-Dichloropropane	ND	1.0	ug/L	1	10/17/23	MH	SW8260D
2-Chlorotoluene	ND	1.0	ug/L	1	10/17/23	MH	SW8260D
2-Hexanone	ND	5.0	ug/L	1	10/17/23	MH	SW8260D
2-Isopropyltoluene	ND	1.0	ug/L	1	10/17/23	MH	SW8260D
4-Chlorotoluene	ND	1.0	ug/L	1	10/17/23	MH	SW8260D
4-Methyl-2-pentanone	ND	5.0	ug/L	1	10/17/23	MH	SW8260D

Ver 1

Project ID: ROCKVILLE FORMER MGP
Client ID: TB-10172023

Phoenix I.D.: CP27682

Parameter	Result	RL/ PQL	Units	Dilution	Date/Time	By	Reference
Acetone	ND	25	ug/L	1	10/17/23	MH	SW8260D
Acrylonitrile	ND	1.0	ug/L	1	10/17/23	MH	SW8260D
Benzene	ND	0.70	ug/L	1	10/17/23	MH	SW8260D
Bromobenzene	ND	1.0	ug/L	1	10/17/23	MH	SW8260D
Bromochloromethane	ND	1.0	ug/L	1	10/17/23	MH	SW8260D
Bromodichloromethane	ND	0.50	ug/L	1	10/17/23	MH	SW8260D
Bromoform	ND	1.0	ug/L	1	10/17/23	MH	SW8260D
Bromomethane	ND	1.0	ug/L	1	10/17/23	MH	SW8260D
Carbon Disulfide	ND	5.0	ug/L	1	10/17/23	MH	SW8260D
Carbon tetrachloride	ND	1.0	ug/L	1	10/17/23	MH	SW8260D
Chlorobenzene	ND	1.0	ug/L	1	10/17/23	MH	SW8260D
Chloroethane	ND	1.0	ug/L	1	10/17/23	MH	SW8260D
Chloroform	ND	1.0	ug/L	1	10/17/23	MH	SW8260D
Chloromethane	ND	1.0	ug/L	1	10/17/23	MH	SW8260D
cis-1,2-Dichloroethene	ND	1.0	ug/L	1	10/17/23	MH	SW8260D
cis-1,3-Dichloropropene	ND	0.40	ug/L	1	10/17/23	MH	SW8260D
Dibromochloromethane	ND	0.50	ug/L	1	10/17/23	MH	SW8260D
Dibromomethane	ND	1.0	ug/L	1	10/17/23	MH	SW8260D
Dichlorodifluoromethane	ND	1.0	ug/L	1	10/17/23	MH	SW8260D
Ethylbenzene	ND	1.0	ug/L	1	10/17/23	MH	SW8260D
Hexachlorobutadiene	ND	0.40	ug/L	1	10/17/23	MH	SW8260D
Isopropylbenzene	ND	1.0	ug/L	1	10/17/23	MH	SW8260D
m&p-Xylene	ND	1.0	ug/L	1	10/17/23	MH	SW8260D
Methyl ethyl ketone	ND	5.0	ug/L	1	10/17/23	MH	SW8260D
Methyl t-butyl ether (MTBE)	ND	1.0	ug/L	1	10/17/23	MH	SW8260D
Methylene chloride	ND	1.0	ug/L	1	10/17/23	MH	SW8260D
Naphthalene	ND	1.0	ug/L	1	10/17/23	MH	SW8260D
n-Butylbenzene	ND	1.0	ug/L	1	10/17/23	MH	SW8260D
n-Propylbenzene	ND	1.0	ug/L	1	10/17/23	MH	SW8260D
o-Xylene	ND	1.0	ug/L	1	10/17/23	MH	SW8260D
p-Isopropyltoluene	ND	1.0	ug/L	1	10/17/23	MH	SW8260D
sec-Butylbenzene	ND	1.0	ug/L	1	10/17/23	MH	SW8260D
Styrene	ND	1.0	ug/L	1	10/17/23	MH	SW8260D
tert-Butylbenzene	ND	1.0	ug/L	1	10/17/23	MH	SW8260D
Tetrachloroethene	ND	1.0	ug/L	1	10/17/23	MH	SW8260D
Tetrahydrofuran (THF)	ND	2.5	ug/L	1	10/17/23	MH	SW8260D
Toluene	ND	1.0	ug/L	1	10/17/23	MH	SW8260D
Total Xylenes	ND	1.0	ug/L	1	10/17/23	MH	SW8260D
trans-1,2-Dichloroethene	ND	1.0	ug/L	1	10/17/23	MH	SW8260D
trans-1,3-Dichloropropene	ND	0.40	ug/L	1	10/17/23	MH	SW8260D
trans-1,4-dichloro-2-butene	ND	5.0	ug/L	1	10/17/23	MH	SW8260D
Trichloroethene	ND	1.0	ug/L	1	10/17/23	MH	SW8260D
Trichlorofluoromethane	ND	1.0	ug/L	1	10/17/23	MH	SW8260D
Trichlorotrifluoroethane	ND	1.0	ug/L	1	10/17/23	MH	SW8260D
Vinyl chloride	ND	1.0	ug/L	1	10/17/23	MH	SW8260D
QA/QC Surrogates							
% 1,2-dichlorobenzene-d4	101		%	1	10/17/23	MH	70 - 130 %
% Bromofluorobenzene	97		%	1	10/17/23	MH	70 - 130 %
% Dibromofluoromethane	110		%	1	10/17/23	MH	70 - 130 %

Ver 1

Project ID: ROCKVILLE FORMER MGP
Client ID: TB-10172023

Phoenix I.D.: CP27682

Parameter	Result	RL/ PQL	Units	Dilution	Date/Time	By	Reference
% Toluene-d8	99		%	1	10/17/23	MH	70 - 130 %

RL/PQL=Reporting/Practical Quantitation Level ND=Not Detected BRL=Below Reporting Level
QA/QC Surrogates: Surrogates are compounds (preceeded with a %) added by the lab to determine analysis efficiency. Surrogate results(%) listed in the report are not "detected" compounds.

Comments:

TRIP BLANK INCLUDED.

If you are the client above and have any questions concerning this testing, please do not hesitate to contact Phoenix Client Services at ext.200.
The contents of this report cannot be discussed with anyone other than the client listed above without their written consent.



Phyllis Shiller, Laboratory Director
October 27, 2023
Reviewed and Released by: Ethan Lee, Project Manager

Environmental Laboratories, Inc.
587 East Middle Turnpike, P.O.Box 370, Manchester, CT 06045
Tel. (860) 645-1102

QA/QC Report

October 27, 2023

QA/QC Data

SDG I.D.: GCP27676

Parameter	Blank	Blk RL	Sample Result	Dup Result	Dup RPD	LCS %	LCSD %	LCS RPD	MS %	MSD %	MS RPD	% Rec Limits	% RPD Limits
QA/QC Batch 702261 (mg/L), QC Sample No: CP27869 (CP27676, CP27677, CP27678, CP27679, CP27680, CP27681)													
Mercury - Water	BRL	0.0002	<0.0002	<0.0002	NC	106			105	102	2.9	80 - 120	20
Comment:													
Additional Mercury criteria: LCS acceptance range for waters is 80-120% and for soils is 70-130%. MS acceptance range is 75-125%.													
QA/QC Batch 702574 (mg/L), QC Sample No: CP27863 (CP27676, CP27677, CP27678, CP27679, CP27680, CP27681)													
ICP Metals - Aqueous													
Antimony	BRL	0.005	<0.005	<0.005	NC	102	101	1.0	103			80 - 120	20
Arsenic	BRL	0.004	<0.004	<0.004	NC	99.0	98.0	1.0	99.3			80 - 120	20
Barium	BRL	0.002	0.050	0.049	2.00	103	102	1.0	103			80 - 120	20
Beryllium	BRL	0.001	<0.001	<0.001	NC	103	102	1.0	103			80 - 120	20
Cadmium	BRL	0.001	<0.001	<0.001	NC	100	99.2	0.8	99.3			80 - 120	20
Chromium	BRL	0.001	<0.001	<0.001	NC	102	101	1.0	102			80 - 120	20
Copper	BRL	0.005	<0.005	<0.005	NC	105	104	1.0	106			80 - 120	20
Lead	BRL	0.001	<0.001	<0.001	NC	102	102	0.0	102			80 - 120	20
Nickel	BRL	0.001	<0.001	<0.001	NC	103	103	0.0	104			80 - 120	20
Selenium	BRL	0.010	<0.010	<0.010	NC	93.7	93.3	0.4	94.3			80 - 120	20
Silver	BRL	0.001	<0.001	<0.001	NC	103	101	2.0	103			80 - 120	20
Vanadium	BRL	0.002	<0.002	<0.002	NC	103	102	1.0	103			80 - 120	20
Zinc	BRL	0.004	0.005	0.005	NC	98.6	97.5	1.1	98.7			80 - 120	20
Comment:													
Additional Criteria: LCS acceptance range is 80-120% MS acceptance range 75-125%.													
QA/QC Batch 702186 (mg/L), QC Sample No: CP27869 5X (CP27676, CP27677, CP27678, CP27679, CP27680, CP27681)													
ICP MS Metals - Aqueous													
Thallium	BRL	0.0005	<0.0005	<0.0005	NC	99.4	98.8	0.6	99.2	99.2	0.0	80 - 120	20
Comment:													
Additional Criteria: LCS acceptance range is 80-120% MS acceptance range 75-125%.													

Environmental Laboratories, Inc.
587 East Middle Turnpike, P.O.Box 370, Manchester, CT 06045
Tel. (860) 645-1102

QA/QC Report

October 27, 2023

QA/QC Data

SDG I.D.: GCP27676

Parameter	Blank	Blk RL	Sample Result	Dup Result	Dup RPD	LCS %	LCSD %	LCS RPD	MS %	MSD %	MS RPD	% Rec Limits	% RPD Limits
QA/QC Batch 703063A (mg/L), QC Sample No: CP27391 (CP27676, CP27677, CP27678, CP27679, CP27680, CP27681)													
Total Cyanide	BRL	0.010				106			95.0			90 - 110	20

Comment:

This batch does not include a duplicate.

Additional: LCS acceptance range is 80-120% for soils MS acceptance range 75-125% for soils

Environmental Laboratories, Inc.
587 East Middle Turnpike, P.O.Box 370, Manchester, CT 06045
Tel. (860) 645-1102

QA/QC Report

October 27, 2023

QA/QC Data

SDG I.D.: GCP27676

Parameter	Blank	Blk RL	LCS %	LCSD %	LCS RPD	MS %	MSD %	MS RPD	% Rec Limits	% RPD Limits	
QA/QC Batch 702825 (mg/L), QC Sample No: CP26805 (CP27676, CP27677, CP27678, CP27679, CP27680, CP27681)											
TPH by GC (Extractable Products) - Ground Water											
Ext. Petroleum H.C. (C9-C36)	ND	0.10	89	127	35.2				60 - 120	30	l,r
% Terphenyl (surr)	88	%	94	134	35.1				50 - 150	20	r
Comment:											
A LCS and LCS Duplicate were performed instead of a matrix spike and matrix spike duplicate.											
Additional surrogate criteria: LCS acceptance range is 60-120% MS acceptance range 50-150%. The ETPH/DRO LCS has been normalized based on the alkane calibration.											
QA/QC Batch 702808 (ug/L), QC Sample No: CP26456 (CP27676, CP27677, CP27678, CP27679, CP27680, CP27681)											
Semivolatiles by SIM, PAH - Ground Water											
2-Methylnaphthalene	ND	0.50	66	72	8.7				30 - 130	20	
Acenaphthene	ND	0.50	70	76	8.2				30 - 130	20	
Acenaphthylene	ND	0.30	68	75	9.8				30 - 130	20	
Anthracene	ND	0.50	71	77	8.1				30 - 130	20	
Benz(a)anthracene	ND	0.05	72	76	5.4				30 - 130	20	
Benzo(a)pyrene	ND	0.20	80	78	2.5				30 - 130	20	
Benzo(b)fluoranthene	ND	0.07	78	78	0.0				30 - 130	20	
Benzo(ghi)perylene	ND	0.48	67	62	7.8				30 - 130	20	
Benzo(k)fluoranthene	ND	0.30	77	75	2.6				30 - 130	20	
Chrysene	ND	0.50	70	73	4.2				30 - 130	20	
Dibenz(a,h)anthracene	ND	0.10	72	67	7.2				30 - 130	20	
Fluoranthene	ND	0.50	67	74	9.9				30 - 130	20	
Fluorene	ND	0.50	74	80	7.8				30 - 130	20	
Indeno(1,2,3-cd)pyrene	ND	0.10	72	67	7.2				30 - 130	20	
Naphthalene	ND	0.50	61	66	7.9				30 - 130	20	
Phenanthrene	ND	0.06	64	69	7.5				30 - 130	20	
Pyrene	ND	0.50	66	72	8.7				30 - 130	20	
% 2-Fluorobiphenyl	70	%	66	76	14.1				30 - 130	20	
% Nitrobenzene-d5	71	%	69	78	12.2				30 - 130	20	
% Terphenyl-d14	77	%	64	71	10.4				30 - 130	20	
Comment:											
A LCS and LCS Duplicate were performed instead of a matrix spike and matrix spike duplicate.											
Additional 8270 criteria:20% of compounds can be outside of acceptance criteria as long as recovery is at least 10%. (Acid surrogates acceptance range for aqueous samples: 15-110%, for soils 30-130%)											
QA/QC Batch 702314 (ug/L), QC Sample No: CP27391 (CP27676, CP27677, CP27678 (20X) , CP27679, CP27680, CP27681, CP27682)											
Volatiles - Ground Water											
1,1,1,2-Tetrachloroethane	ND	1.0	123	121	1.6				70 - 130	30	
1,1,1-Trichloroethane	ND	1.0	118	119	0.8				70 - 130	30	
1,1,2,2-Tetrachloroethane	ND	0.50	113	110	2.7				70 - 130	30	
1,1,2-Trichloroethane	ND	1.0	116	115	0.9				70 - 130	30	

QA/QC Data

SDG I.D.: GCP27676

Parameter	Blank	Blk RL	LCS %	LCSD %	LCS RPD	MS %	MSD %	MS RPD	% Rec Limits	% RPD Limits	
1,1-Dichloroethane	ND	1.0	112	113	0.9				70 - 130	30	
1,1-Dichloroethene	ND	1.0	115	118	2.6				70 - 130	30	
1,1-Dichloropropene	ND	1.0	115	118	2.6				70 - 130	30	
1,2,3-Trichlorobenzene	ND	1.0	132	128	3.1				70 - 130	30	I
1,2,3-Trichloropropane	ND	1.0	113	109	3.6				70 - 130	30	
1,2,4-Trichlorobenzene	ND	1.0	128	123	4.0				70 - 130	30	
1,2,4-Trimethylbenzene	ND	1.0	112	111	0.9				70 - 130	30	
1,2-Dibromo-3-chloropropane	ND	1.0	136	126	7.6				70 - 130	30	I
1,2-Dibromoethane	ND	1.0	118	116	1.7				70 - 130	30	
1,2-Dichlorobenzene	ND	1.0	115	112	2.6				70 - 130	30	
1,2-Dichloroethane	ND	1.0	113	110	2.7				70 - 130	30	
1,2-Dichloropropane	ND	1.0	111	108	2.7				70 - 130	30	
1,3,5-Trimethylbenzene	ND	1.0	112	110	1.8				70 - 130	30	
1,3-Dichlorobenzene	ND	1.0	111	110	0.9				70 - 130	30	
1,3-Dichloropropane	ND	1.0	115	113	1.8				70 - 130	30	
1,4-Dichlorobenzene	ND	1.0	112	109	2.7				70 - 130	30	
2,2-Dichloropropane	ND	1.0	132	128	3.1				70 - 130	30	I
2-Chlorotoluene	ND	1.0	110	109	0.9				70 - 130	30	
2-Hexanone	ND	5.0	117	112	4.4				70 - 130	30	
2-Isopropyltoluene	ND	1.0	115	115	0.0				70 - 130	30	
4-Chlorotoluene	ND	1.0	109	110	0.9				70 - 130	30	
4-Methyl-2-pentanone	ND	5.0	122	118	3.3				70 - 130	30	
Acetone	ND	5.0	114	117	2.6				70 - 130	30	
Acrylonitrile	ND	5.0	119	116	2.6				70 - 130	30	
Benzene	ND	0.70	110	109	0.9				70 - 130	30	
Bromobenzene	ND	1.0	112	108	3.6				70 - 130	30	
Bromochloromethane	ND	1.0	120	117	2.5				70 - 130	30	
Bromodichloromethane	ND	0.50	115	113	1.8				70 - 130	30	
Bromoform	ND	1.0	128	125	2.4				70 - 130	30	
Bromomethane	ND	1.0	125	130	3.9				70 - 130	30	
Carbon Disulfide	ND	1.0	112	113	0.9				70 - 130	30	
Carbon tetrachloride	ND	1.0	122	127	4.0				70 - 130	30	
Chlorobenzene	ND	1.0	111	109	1.8				70 - 130	30	
Chloroethane	ND	1.0	114	117	2.6				70 - 130	30	
Chloroform	ND	1.0	108	108	0.0				70 - 130	30	
Chloromethane	ND	1.0	114	115	0.9				70 - 130	30	
cis-1,2-Dichloroethene	ND	1.0	111	116	4.4				70 - 130	30	
cis-1,3-Dichloropropene	ND	0.40	123	119	3.3				70 - 130	30	
Dibromochloromethane	ND	0.50	121	118	2.5				70 - 130	30	
Dibromomethane	ND	1.0	116	113	2.6				70 - 130	30	
Dichlorodifluoromethane	ND	1.0	116	118	1.7				70 - 130	30	
Ethylbenzene	ND	1.0	111	112	0.9				70 - 130	30	
Hexachlorobutadiene	ND	0.40	117	113	3.5				70 - 130	30	
Isopropylbenzene	ND	1.0	110	111	0.9				70 - 130	30	
m&p-Xylene	ND	1.0	112	111	0.9				70 - 130	30	
Methyl ethyl ketone	ND	5.0	120	124	3.3				70 - 130	30	
Methyl t-butyl ether (MTBE)	ND	1.0	123	120	2.5				70 - 130	30	
Methylene chloride	ND	1.0	111	110	0.9				70 - 130	30	
Naphthalene	ND	1.0	137	131	4.5				70 - 130	30	I
n-Butylbenzene	ND	1.0	118	115	2.6				70 - 130	30	
n-Propylbenzene	ND	1.0	112	110	1.8				70 - 130	30	
o-Xylene	ND	1.0	115	114	0.9				70 - 130	30	
p-Isopropyltoluene	ND	1.0	116	114	1.7				70 - 130	30	

QA/QC Data

SDG I.D.: GCP27676

Parameter	Blank	Blk RL	LCS %	LCSD %	LCS RPD	MS %	MSD %	MS RPD	% Rec Limits	% RPD Limits	
sec-Butylbenzene	ND	1.0	114	112	1.8				70 - 130	30	
Styrene	ND	1.0	118	115	2.6				70 - 130	30	
tert-Butylbenzene	ND	1.0	112	112	0.0				70 - 130	30	
Tetrachloroethene	ND	1.0	113	113	0.0				70 - 130	30	
Tetrahydrofuran (THF)	ND	2.5	115	108	6.3				70 - 130	30	
Toluene	ND	1.0	111	111	0.0				70 - 130	30	
trans-1,2-Dichloroethene	ND	1.0	113	114	0.9				70 - 130	30	
trans-1,3-Dichloropropene	ND	0.40	134	128	4.6				70 - 130	30	l
trans-1,4-dichloro-2-butene	ND	5.0	124	119	4.1				70 - 130	30	
Trichloroethene	ND	1.0	110	111	0.9				70 - 130	30	
Trichlorofluoromethane	ND	1.0	124	126	1.6				70 - 130	30	
Trichlorotrifluoroethane	ND	1.0	125	126	0.8				70 - 130	30	
Vinyl chloride	ND	1.0	115	118	2.6				70 - 130	30	
% 1,2-dichlorobenzene-d4	101	%	104	102	1.9				70 - 130	30	
% Bromofluorobenzene	99	%	102	100	2.0				70 - 130	30	
% Dibromofluoromethane	109	%	107	108	0.9				70 - 130	30	
% Toluene-d8	99	%	101	101	0.0				70 - 130	30	

Comment:

A LCS and LCS Duplicate were performed instead of a matrix spike and matrix spike duplicate.

Additional 8260 criteria: 10% of LCS/LCSD compounds can be outside of acceptance criteria as long as recovery is 40-160%, 25-160% for Chloroethane-HL and Trichlorofluoromethane-HL.

QA/QC Batch 702540 (ug/L), QC Sample No: CP28634 (CP27678 (100X))

Volatiles - Ground Water

Benzene	ND	0.70	102	101	1.0				70 - 130	30	
Naphthalene	ND	1.0	112	108	3.6				70 - 130	30	
% 1,2-dichlorobenzene-d4	100	%	101	100	1.0				70 - 130	30	
% Bromofluorobenzene	96	%	100	99	1.0				70 - 130	30	
% Dibromofluoromethane	101	%	103	101	2.0				70 - 130	30	
% Toluene-d8	96	%	100	100	0.0				70 - 130	30	

Comment:

A LCS and LCS Duplicate were performed instead of a matrix spike and matrix spike duplicate.

Additional 8260 criteria: 10% of LCS/LCSD compounds can be outside of acceptance criteria as long as recovery is 40-160%, 25-160% for Chloroethane-HL and Trichlorofluoromethane-HL.

l = This parameter is outside laboratory LCS/LCSD specified recovery limits.
r = This parameter is outside laboratory RPD specified recovery limits.

If there are any questions regarding this data, please call Phoenix Client Services at extension 200.

RPD - Relative Percent Difference
LCS - Laboratory Control Sample
LCSD - Laboratory Control Sample Duplicate
MS - Matrix Spike
MS Dup - Matrix Spike Duplicate
NC - No Criteria
Intf - Interference

Phyllis Shiller, Laboratory Director
October 27, 2023

Friday, October 27, 2023
Criteria: CT: GBM
State: CT

Sample Criteria Exceedances Report

GCP27676 - GEI-EVER

SampNo	Acode	Phoenix Analyte	Criteria	Result	RL	Criteria	RL Criteria	Analysis Units
CP27678	$ETPH_WMR	Ext. Petroleum H.C. (C9-C36)	CT / PCB's / GB PMC (mg/L)	1.4	0.067	1	1	mg/L

Phoenix Laboratories does not assume responsibility for the data contained in this exceedance report. It is provided as an additional tool to identify requested criteria exceedences. All efforts are made to ensure the accuracy of the data (obtained from appropriate agencies). A lack of exceedence information does not necessarily suggest conformance to the criteria. It is ultimately the site professional's responsibility to determine appropriate compliance.

REASONABLE CONFIDENCE PROTOCOL
LABORATORY ANALYSIS QA/QC CERTIFICATION FORM

Laboratory Name: Phoenix Environmental Labs, Inc. ***Client:*** GEI Consultants

Project Location: ROCKVILLE FORMER MGP ***Project Number:***

Laboratory Sample ID(s): CP27676-CP27682 ***Sampling Date(s):*** 10/16/2023, 10/17/2023

List RCP Methods Used (e.g., 8260, 8270, et cetera) 6010, 7470/7471, 8260, 8270, ETPH

1	**For each analytical method referenced in this laboratory report package, were all specified QA/QC performance criteria followed, including the requirement to explain any criteria falling outside of acceptable guidelines, as specified in the CT DEP method-specific Reasonable Confidence Protocol documents?**	☑ Yes ☐ No
1A	**Were the method specified preservation and holding time requirements met?**	☑ Yes ☐ No
1B	***VPH and EPH methods only:*** **Was the VPH or EPH method conducted without significant modifications (see section 11.3 of respective RCP methods)**	☐ Yes ☐ No ☑ NA
2	**Were all samples received by the laboratory in a condition consistent with that described on the associated Chain-of-Custody document(s)?**	☑ Yes ☐ No
3	**Were samples received at an appropriate temperature (< 6 Degrees C)?**	☑ Yes ☐ No ☐ NA
4	**Were all QA/QC performance criteria specified in the Reasonable Confidence Protocol documents acheived? See Sections: ETPH Narration, VOA Narration.**	☐ Yes ☑ No
5	**a) Were reporting limits specified or referenced on the chain-of-custody?** **b) Were these reporting limits met?**	☑ Yes ☐ No ☑ Yes ☐ No
6	**For each analytical method referenced in this laboratory report package, were results reported for all constituents identified in the method-specific analyte lists presented in the Reasonable Confidence Protocol documents?**	☐ Yes ☑ No
7	**Are project-specific matrix spikes and laboratory duplicates included in the data set?**	☐ Yes ☑ No

Notes: For all questions to which the response was "No" (with the exception of question #7), additional information must be provided in an attached narrative. If the answer to question #1, #1A or 1B is "No", the data package does not meet the requirements for "Reasonable Confidence". This form may not be altered and all questions must be answered.

I, the undersigned, attest under the pains and penalties of perjury that, to the best of my knowledge and belief and based upon my personal inquiry of those responsible for providing the information contained in this analytical report, such information is accurate and complete.

Authorized Signature: Ethan Lee **Position:** Project Manager

Printed Name: Ethan Lee **Date:** Friday, October 27, 2023

Name of Laboratory Phoenix Environmental Labs, Inc.

This certification form is to be used for RCP methods only.

CTDEP RCP Laboratory Analysis QA/QC Certification Form - November 2007
Laboratory Quality Assurance and Quality Control Guidance Reasonable Confidence Protocols

Environmental Laboratories, Inc.
587 East Middle Turnpike, P.O.Box 370, Manchester, CT 06045
Tel. (860) 645-1102 Fax (860) 645-0823

RCP Certification Report

October 27, 2023

SDG I.D.: GCP27676

SDG Comments

8270 Semi-volatile Organics:
The client requested a short list for 8270 RCP Semivolatile. Only the PAH constituents are reported as requested on the chain-of-custody.

Cyanide Narration

Were all QA/QC performance criteria specified in the Reasonable Confidence Protocol documents achieved? Yes.

Instrument:

LACHAT 10/24/23-1 Catherine Lundigan, Greg Danielewski, Chemist 10/24/23

CP27676 , CP27677 , CP27678 , CP27679 , CP27680 , CP27681

The samples were distilled in accordance with the method.
The initial calibration met criteria.

The calibration check standards (ICV,CCV) were within 15% of true value and were analyzed at a frequencey of one per ten samples.
The continuing calibration blanks (ICB,CCB) had concentrations less than the reporting level.

The method blank, laboratory control sample (LCS), and matrix spike were distilled with the samples.

QC (Batch Specific):

Batch 703063A (CP27391)

CP27676, CP27677, CP27678, CP27679, CP27680, CP27681

All LCS recoveries were within 90 - 110 with the following exceptions: None.
This batch does not include a duplicate.
Additional: LCS acceptance range is 80-120% for soils MS acceptance range 75-125% for soils

ETPH Narration

Were all QA/QC performance criteria specified in the Reasonable Confidence Protocol documents achieved? No.

QC Batch 702825 (Samples: CP27676, CP27677, CP27678, CP27679, CP27680, CP27681): -----

The LCS and/or the LCSD recovery is above the upper range, therefore a slight high bias is possible. (Ext. Petroleum H.C. (C9-C36))

The LCS/LCSD RPD exceeds the method criteria for one or more analytes, therefore there may be variability in the reported result. (Ext. Petroleum H.C. (C9-C36))

The LCS/LCSD RPD exceeds the method criteria for one or more surrogates, therefore there may be variability in the reported result. (% Terphenyl (surr))

Instrument:

AU-FID21 10/23/23-1 Jeff Bucko, Chemist 10/23/23

CP27676 (1X), CP27677 (1X), CP27678 (1X), CP27679 (1X), CP27680 (1X), CP27681 (1X)

The initial calibration (ETPH815I) RSD for the compound list was less than 30% except for the following compounds: None.

Environmental Laboratories, Inc.
587 East Middle Turnpike, P.O.Box 370, Manchester, CT 06045
Tel. (860) 645-1102 Fax (860) 645-0823

ACCREDITED IN ACCORDANCE WITH nelac NY # 11301

RCP Certification Report

October 27, 2023

SDG I.D.: GCP27676

ETPH Narration

As per section 7.2.3, a discrimination check standard was run (O23A003) and contained the following outliers: None.
The continuing calibration %D for the compound list was less than 30% except for the following compounds:None.

QC (Batch Specific):

Batch 702825 (CP26805)

CP27676, CP27677, CP27678, CP27679, CP27680, CP27681

All LCS recoveries were within 60 - 120 with the following exceptions: None.
All LCSD recoveries were within 60 - 120 with the following exceptions: Ext. Petroleum H.C. (C9-C36)(127%)
All LCS/LCSD RPDs were less than 30% with the following exceptions: % Terphenyl (surr)(35.1%), Ext. Petroleum H.C. (C9-C36)(35.2%)
A LCS and LCS Duplicate were performed instead of a matrix spike and matrix spike duplicate.
Additional surrogate criteria: LCS acceptance range is 60-120% MS acceptance range 50-150%. The ETPH/DRO LCS has been normalized based on the alkane calibration.

Mercury Narration

Were all QA/QC performance criteria specified in the analytical method achieved? Yes.

Instrument:

MERLIN 10/18/23 11:50 Ian Enders, Chemist 10/18/23

CP27676, CP27677, CP27678, CP27679, CP27680, CP27681

The method preparation blank, ICB, and CCBs contain all of the acids and reagents as the samples.
The initial calibration met all criteria including a standard run at or below the reporting level.
All calibration verification standards (ICV, CCV) met criteria.
All calibration blank verification standards (ICB, CCB) met criteria.
The matrix spike sample is used to identify spectral interference for each batch of samples, if within 85-115%, no interference is observed and no further action is taken.
The following Initial Calibration Verification (ICV) compounds did not meet criteria: None.
The following Continuing Calibration Verification (CCV) compounds did not meet criteria: None.

QC (Batch Specific):

Batch 702261 (CP27869)

CP27676, CP27677, CP27678, CP27679, CP27680, CP27681

All LCS recoveries were within 80 - 120 with the following exceptions: None.
Additional Mercury criteria: LCS acceptance range for waters is 80-120% and for soils is 70-130%. MS acceptance range is 75-125%.

ICP Metals Narration

Were all QA/QC performance criteria specified in the analytical method achieved? Yes.

Instrument:

ARCOS-2 10/24/23 10:06 Ian Enders, Chemist 10/24/23

CP27676, CP27677, CP27678, CP27679, CP27680, CP27681

The linear range is defined daily by the calibration range.
The following Initial Calibration Verification (ICV) compounds did not meet criteria: None.

Environmental Laboratories, Inc.
587 East Middle Turnpike, P.O.Box 370, Manchester, CT 06045
Tel. (860) 645-1102 Fax (860) 645-0823

NY # 11301

Certification Report

October 27, 2023

SDG I.D.: GCP27676

ICP Metals Narration

The following Continuing Calibration Verification (CCV) compounds did not meet criteria: None.
The following ICP Interference Check (ICSAB) compounds did not meet criteria: None.

QC (Batch Specific):

Batch 702574 (CP27863)

CP27676, CP27677, CP27678, CP27679, CP27680, CP27681

All LCS recoveries were within 80 - 120 with the following exceptions: None.
All LCSD recoveries were within 80 - 120 with the following exceptions: None.
All LCS/LCSD RPDs were less than 20% with the following exceptions: None.
Additional Criteria: LCS acceptance range is 80-120% MS acceptance range 75-125%.

ICPMS Metals Narration

Were all QA/QC performance criteria specified in the analytical method achieved? Yes.

Instrument:

ICPMS 10/25/23 09:20 Alexander Latka, Chemist 10/25/23

CP27676, CP27677, CP27678, CP27679, CP27680, CP27681

The linear range is defined daily by the calibration range.
The following Initial Calibration Verification (ICV) compounds did not meet criteria: None.
The following Continuing Calibration Verification (CCV) compounds did not meet criteria: None.
The following samples did not meet internal standard criteria: None.

QC (Batch Specific):

Batch 702186 (CP27869)

CP27676, CP27677, CP27678, CP27679, CP27680, CP27681

All LCS recoveries were within 80 - 120 with the following exceptions: None.
All LCSD recoveries were within 80 - 120 with the following exceptions: None.
All LCS/LCSD RPDs were less than 20% with the following exceptions: None.
Additional Criteria: LCS acceptance range is 80-120% MS acceptance range 75-125%.

SVOA Narration

Were all QA/QC performance criteria specified in the Reasonable Confidence Protocol documents achieved? Yes.

Instrument:

CHEM22 10/24/23-1 Matt Richard, Chemist 10/24/23

CP27678 (1X, 10X)

Initial Calibration Evaluation (CHEM22/22_BN_1012):
100% of target compounds met criteria.
The following compounds had %RSDs >20%: None.
The following compounds did not meet recommended response factors: None.
The following compounds did not meet a minimum response factors: None.

Continuing Calibration Verification (CHEM22/1024_03-22_BN_1012):
Internal standard areas were within 50 to 200% of the initial calibration with the following exceptions: None.

Environmental Laboratories, Inc.
587 East Middle Turnpike, P.O.Box 370, Manchester, CT 06045
Tel. (860) 645-1102 Fax (860) 645-0823

NY # 11301

RCP Certification Report

October 27, 2023

SDG I.D.: GCP27676

SVOA Narration

100% of target compounds met criteria.
The following compounds did not meet % deviation criteria: None.
The following compounds did not meet maximum % deviations: None.
The following compounds did not meet recommended response factors: None.
The following compounds did not meet minimum response factors: None.

QC (Batch Specific):

Batch 702808 (CP26456)

CP27676, CP27677, CP27678, CP27679, CP27680, CP27681

All LCS recoveries were within 30 - 130 with the following exceptions: None.
All LCSD recoveries were within 30 - 130 with the following exceptions: None.
All LCS/LCSD RPDs were less than 20% with the following exceptions: None.
A LCS and LCS Duplicate were performed instead of a matrix spike and matrix spike duplicate.
Additional 8270 criteria:20% of compounds can be outside of acceptance criteria as long as recovery is at least 10%. (Acid surrogates acceptance range for aqueous samples: 15-110%, for soils 30-130%)
Additional 8270 criteria: 20% of compounds can be outside of acceptance criteria as long as recovery is at least 10%. (Acid surrogates acceptance range for aqueous samples: 15-110%, for soils 30-130%)

SVOASIM Narration

Were all QA/QC performance criteria specified in the Reasonable Confidence Protocol documents achieved? Yes.

Instrument:

CHEM33 10/23/23-1 Keith Aloisa, Chemist 10/23/23

CP27676 (1X), CP27677 (1X), CP27678 (1X), CP27679 (1X), CP27680 (1X), CP27681 (1X)

Initial Calibration Evaluation (CHEM33/33_PAHSIM_1011):
100% of target compounds met criteria.
The following compounds had %RSDs >20%: None.
The following compounds did not meet recommended response factors: None.
The following compounds did not meet a minimum response factors: None.

Continuing Calibration Verification (CHEM33/1023_03-33_PAHSIM_1011):
Internal standard areas were within 50 to 200% of the initial calibration with the following exceptions: None.
100% of target compounds met criteria.
The following compounds did not meet % deviation criteria: None.
The following compounds did not meet maximum % deviations: None.
The following compounds did not meet recommended response factors: None.
The following compounds did not meet minimum response factors: None.

QC (Batch Specific):

Batch 702808 (CP26456)

CP27676, CP27677, CP27678, CP27679, CP27680, CP27681

All LCS recoveries were within 30 - 130 with the following exceptions: None.
All LCSD recoveries were within 30 - 130 with the following exceptions: None.
All LCS/LCSD RPDs were less than 20% with the following exceptions: None.
A LCS and LCS Duplicate were performed instead of a matrix spike and matrix spike duplicate.
Additional 8270 criteria:20% of compounds can be outside of acceptance criteria as long as recovery is at least 10%. (Acid

Environmental Laboratories, Inc.
587 East Middle Turnpike, P.O.Box 370, Manchester, CT 06045
Tel. (860) 645-1102 Fax (860) 645-0823

NY # 11301

RCP Certification Report

October 27, 2023

SDG I.D.: GCP27676

SVOASIM Narration

surrogates acceptance range for aqueous samples: 15-110%, for soils 30-130%)

VOA Narration

Were all QA/QC performance criteria specified in the Reasonable Confidence Protocol documents achieved? No.

QC Batch 702314 (Samples: CP27676, CP27677, CP27678, CP27679, CP27680, CP27681, CP27682): -----

The LCS and/or the LCSD recovery is above the upper range for one or more analytes that were not reported in the sample(s), therefore no significant bias is suspected. (1,2,3-Trichlorobenzene, 1,2-Dibromo-3-chloropropane, 2,2-Dichloropropane, trans-1,3-Dichloropropene)

The LCS and/or the LCSD recovery is above the upper range, therefore a slight high bias is possible. (Naphthalene)

Instrument:

CHEM17 10/17/23-1 Michael Hahn, Chemist 10/17/23

CP27676 (1X), CP27677 (1X), CP27678 (20X), CP27679 (1X), CP27680 (1X), CP27681 (1X), CP27682 (1X)

Chem 17 is a 25ml purge instrument. The laboratory minimum response factor is set at 0.01 instead of 0.05 for the 25ml purge instruments.
EPA method 8260D Table 4 supports this approach.

Initial Calibration Evaluation (CHEM17/VT-101423):
93% of target compounds met criteria.
The following compounds had %RSDs >20%: 1,2,3-Trichlorobenzene 21% (20%), 1,2-Dibromo-3-chloropropane 29% (20%), Bromoform 21% (20%), Bromomethane 23% (20%), Naphthalene 27% (20%), trans-1,3-Dichloropropene 22% (20%)
The following compounds did not meet Table 4 recommended minimum response factors: 1,2-Dibromo-3-chloropropane 0.030 (0.05), 2-Hexanone 0.056 (0.1), 4-Methyl-2-pentanone 0.079 (0.1), Acetone 0.048 (0.1), Bromoform 0.074 (0.1), Methyl ethyl ketone 0.065 (0.1), Tetrahydrofuran (THF) 0.045 (0.05)
The following compounds did not meet the minimum response factor of 0.05: 1,2-Dibromo-3-chloropropane 0.030 (0.05), Acetone 0.048 (0.05), Tetrahydrofuran (THF) 0.045 (0.05)

Continuing Calibration Verification (CHEM17/1017_04-VT-101423):
Internal standard areas were within 50 to 200% of the initial calibration with the following exceptions: None.
100% of target compounds met criteria.
The following compounds did not meet % deviation criteria: None.
The following compounds did not meet maximum % deviations: None.
The following compounds did not meet Table 4 recommended minimum response factors: 1,2-Dibromo-3-chloropropane 0.035 (0.05), Acetone 0.046 (0.05), Tetrahydrofuran (THF) 0.042 (0.05)

CHEM23 10/18/23-3 Michael Hahn, Chemist 10/18/23

CP27678 (100X)

Initial Calibration Evaluation (CHEM23/VOA23_101823):
97% of target compounds met criteria.
The following compounds had %RSDs >20%: None.
The following compounds did not meet Table 4 recommended minimum response factors: None.
The following compounds did not meet the minimum response factor of 0.05: None.

Continuing Calibration Verification (CHEM23/1018_18-VOA23_101823):

Environmental Laboratories, Inc.
587 East Middle Turnpike, P.O.Box 370, Manchester, CT 06045
Tel. (860) 645-1102 Fax (860) 645-0823

ACCREDITED IN ACCORDANCE WITH nelac NY # 11301

RCP Certification Report

October 27, 2023

SDG I.D.: GCP27676

VOA Narration

Internal standard areas were within 50 to 200% of the initial calibration with the following exceptions: None.
100% of target compounds met criteria.
The following compounds did not meet % deviation criteria: None.
The following compounds did not meet maximum % deviations: None.
The following compounds did not meet Table 4 recommended minimum response factors: None.

QC (Batch Specific):

Batch 702314 (CP27391) CHEM17 10/17/2023-1

CP27676(1X), CP27677(1X), CP27678(20X), CP27679(1X), CP27680(1X), CP27681(1X), CP27682(1X)

All LCS recoveries were within 70 - 130 with the following exceptions: 1,2,3-Trichlorobenzene(132%), 1,2-Dibromo-3-chloropropane(136%), 2,2-Dichloropropane(132%), Naphthalene(137%), trans-1,3-Dichloropropene(134%)
All LCSD recoveries were within 70 - 130 with the following exceptions: Naphthalene(131%)
All LCS/LCSD RPDs were less than 30% with the following exceptions: None.
A LCS and LCS Duplicate were performed instead of a matrix spike and matrix spike duplicate.
Additional 8260 criteria: 10% of LCS/LCSD compounds can be outside of acceptance criteria as long as recovery is 40-160%, 25-160% for Chloroethane-HL and Trichlorofluoromethane-HL.

Batch 702540 (CP28634) CHEM23 10/18/2023-3

CP27678(100X)

All LCS recoveries were within 70 - 130 with the following exceptions: None.
All LCSD recoveries were within 70 - 130 with the following exceptions: None.
All LCS/LCSD RPDs were less than 30% with the following exceptions: None.
A LCS and LCS Duplicate were performed instead of a matrix spike and matrix spike duplicate.
Additional 8260 criteria: 10% of LCS/LCSD compounds can be outside of acceptance criteria as long as recovery is 40-160%, 25-160% for Chloroethane-HL and Trichlorofluoromethane-HL.

Temperature Narration

The samples were received at 5.9C with cooling initiated.
(Note acceptance criteria for relevant matrices is above freezing up to 6°C)

5.9

Cooler: Yes ☒ No ☐
Coolant: IPK ☐ ICE ☒ No ☐

Temp °C Pg 1 of 1

PHOENIX
Environmental Laboratories, Inc.

CT/MA/RI CHAIN OF CUSTODY RECORD

587 East Middle Turnpike, P.O. Box 370, Manchester, CT 06040
Email: makrina@phoenixlabs.com Fax (860) 645-0823
Client Services (860) 645-1102

Data Delivery/Contact Options:
☐ Fax:
☐ Phone:
☒ Email: JHolden@geiconsultants.com

Customer: GEI Consultants Inc.
Address: 455 Winding Brook Drive, Glastonbury, CT 06033

Project: Rockville Former MGP
Report to: JHolden@geiconsultants.com
Invoice to: GEIpayables@geiconsultants.com
Quote #

Project P.O: 2200138-1.4

This section MUST be completed with Bottle Quantities.

Sampler's Signature: MM Date: 10/17/23

Client Sample - Information - Identification

Matrix Code:
DW=Drinking Water **GW**=Ground Water **SW**=Surface Water **WW**=Waste Water
RW=Raw Water **SE**=Sediment **SL**=Sludge **S**=Soil **SD**=Solid **W**=Wipe **OIL**=Oil
B=Bulk **L**=Liquid **X** = _____(Other)

PHOENIX USE ONLY SAMPLE #	Customer Sample Identification	Sample Matrix	Date Sampled	Time Sampled	*MS/MSD (May be billable at analysis unit rate)	VOC	PAH	ETPH	RSR Metals	Cyanide	GL Amber 8 oz. [ ] w/H$_3$PO$_4$ [ ] NaHSO$_4$	Soil VOA Vials [ ] methanol [ ] H$_2$O	GL Soil container( ) oz	GL Soil container( ) oz	40 ml VOA Vial [ ] As is [X] HCl	GL Amber 1000ml [X] As is [ ] H$_2$SO$_4$	PL As is [ ] 250ml [ ] 500ml [ ] 1000ml	PL H$_2$SO$_4$ [ ] 250ml [ ] 500ml	PL HNO$_3$ 250ml X	PL NaOH 250ml +	Bacteria Bottle w/thio	Bacteria Bottle as is
276676	MW-3DR	GW	10/16/23	0940	X	X	X	X	X					3	3			1	1			8
276677	MW-13M			1440																		
276678	MW-14M			1505																		
276679	EB-10172023		10/17/23	0900																		
276680	MW-44S			1105																		
276681	MW-44M			1135																		
276682	[redacted]TB-10172023	W		—										2								2

Relinquished by:	Accepted by:	Date:	Time:
R. Penyman MM		10/17/23	1545

Comments, Special Requirements or Regulations:
cc: rpenyman@geiconsultants.com
sconnolly@geiconsultants.com
jotoole@geiconsultants.com
* Direct bill to Drew Blichartz (Eversource)

***MS/MSD are considered site samples and will be billed as such in accordance with the prices quoted.**

Turnaround Time:
☐ 1 Day* ☒ Standard
☐ 2 Days* ☐ Other
☐ 3 Days*
☐ 4 Days*
☐ 5 Days*

* SURCHARGES MAY APPLY

RI
☐ RES DEC
☐ I/C DEC
☐ GA Leachability
☐ GB Leachability
☐ GA -GW Objectives
☐ GB -GW Objectives
☐ Other

CT
☒ RCP Cert
☐ GWPC
☐ SWPC
☐ GA PMC
☒ GB PMC
☐ SWPC
☐ RES DEC
☐ I/C DEC

MA
☐ MCP Certification
☐ GW-1 ☐ RCS-1 / RCGW-1
☐ GW-2 ☐ RCS-2 / RCGW-2
☐ GW-3 ☐ _____
☐ S-1
☐ S-2
☐ S-3
☐ SW Protection

State where samples were collected: CT

Data Format
☒ Excel
☒ PDF
☐ GIS/Key
☒ EQuIS
☐ Other

Data Package
☐ Tier II Checklist*
☐ Full Data Package*
☒ Phoenix Std
☐ Other

* SURCHARGE APPLIES

Form PEL126 Rev. 1/23

Appendix C

Waste Shipment Documentation

NON-HAZARDOUS WASTE MANIFEST

1. Generator ID Number	2. Page 1 of	3. Emergency Response Phone	4. Waste Tracking Number
not applicab	1	not applicable	13MAPSTR-01

GENERATOR

5. Generator's Name and Mailing Address
Eversource Energy
107 Selden St.
Berlin CT 06037
Generator's Phone: 860 665 5751

Generator's Site Address (if different than mailing address)
CL&P dba Eversource Energy
13 Maple Street
Vernon CT 06066

6. Transporter 1 Company Name: Strategic Environmental Services, Inc. — U.S. EPA ID Number: MAC300102423

7. Transporter 2 Company Name — U.S. EPA ID Number

8. Designated Facility Name and Site Address
Red Technologies LLC
173 Pickering St
Portland CT 06480
Facility's Phone: 860 218 2428
U.S. EPA ID Number: CTR000505958

	9. Waste Shipping Name and Description	10. Containers No.	10. Containers Type	11. Total Quantity	12. Unit Wt./Vol.
1.	Non-RCRA, Non-DOT Regulated Soil	XXX7	DM	4700	P
2.	Non-RCRA, Non-DOT Regulated Groundwater	XXX6	DM	300	G
3.	Non-RCRA, Non-DOT Regulated Debris	XXX1	DM	100	P
4.					

13. Special Handling Instructions and Additional Information
1)13MAPSTR-02 55gl CR05 2)13MAPSTR-03 IDW Water 55gl CR04 3) 13MAPSTR-04 PPE 55gl CR05

1. 7.55 2. 6.53 3. 1.55

Job# 23-0072

14. **GENERATOR'S/OFFEROR'S CERTIFICATION:** I hereby declare that the contents of this consignment are fully and accurately described above by the proper shipping name, and are classified, packaged, marked and labeled/placarded, and are in all respects in proper condition for transport according to applicable international and national governmental regulations.

Generator's/Offeror's Printed/Typed Name: DREW BLICHARZ (AS AGENT FOR EVERSOURCE) — Signature — Month 12 Day 8 Year 23

INT'L

15. International Shipments ☐ Import to U.S. ☐ Export from U.S. Port of entry/exit:
Transporter Signature (for exports only): Date leaving U.S.:

TRANSPORTER

16. Transporter Acknowledgment of Receipt of Materials

Transporter 1 Printed/Typed Name — Signature — Month 12 Day 08 Year 23

Transporter 2 Printed/Typed Name — Signature — Month Day Year

DESIGNATED FACILITY

17. Discrepancy

17a. Discrepancy Indication Space ☐ Quantity ☐ Type ☐ Residue ☐ Partial Rejection ☐ Full Rejection

Manifest Reference Number:

17b. Alternate Facility (or Generator) — U.S. EPA ID Number
Facility's Phone:

17c. Signature of Alternate Facility (or Generator) — Month Day Year

18. Designated Facility Owner or Operator: Certification of receipt of materials covered by the manifest except as noted in Item 17a

Printed/Typed Name: Chris Windrych — Signature — Month 12 Day 8 Year 23

169-BLC-O 5 11977 (Rev. 9/09)

TRANSPORTER #1