VIA CERTIFIED MAIL

January 31, 2017

Mr. Jan Michael Czeczotka
Remediation Division
Bureau of Waste Management
Connecticut Department of Energy and Environmental Protection
79 Elm Street
Hartford, CT 06106-5127

RE: Annual Status Report
Former CL&P Area Work Center
1654 King Street
Enfield, Connecticut
REMID: 3688

Dear Mr. Czeczotka:

Apex Companies, LLC, on behalf of Eversource Energy (Eversource), has prepared the attached Annual Status Report for environmental activities that have been conducted at the former Connecticut Light and Power Company (CL&P) facility located at 1654 King Street in Enfield, Connecticut in 2016.

Should you have any questions regarding the information presented, please contact either of the undersigned at (860) 282-1700.

Sincerely,

APEX COMPANIES, LLC

Donna L. Kask
Project Manager

APEX COMPANIES, LLC

David A. Melycher, LEP
Division Manager

ecc: Mr. James Adamik, Eversource Energy

2016 ANNUAL STATUS REPORT

Former CL&P Area Work Center
1654 King Street
Enfield, Connecticut

CTDEEP Remediation ID: 3688

January 2017

Apex Project No.: 6089-012

Prepared for:

Eversource Energy
P.O. Box 270
Hartford, CT 06141-0270

Prepared by:

Apex Companies, LLC
58H Connecticut Avenue
South Windsor, CT 06074-3452

TABLE OF CONTENTS

1.0 INTRODUCTION....1
2.0 SUPPLEMENTAL SITE INVESTIGATION / REGULATORY INTERACTION....2
2.1 Groundwater Monitoring....2
2.1.1 Data Usability....3
2.1.2 Groundwater Analytical Results....3
3.0 SUMMARY....4

FIGURES

Figure 1: Site Location Map
Figure 2: Site Plan
Figure 3: May 2016 Groundwater Contour Map

TABLES

Table 1: Historical Groundwater Monitoring Data

APPENDICES

Appendix A: Well Sampling Logs
Appendix B: Copies of Laboratory Groundwater Analytical Reports

1.0 INTRODUCTION

This Annual Status Report has been prepared by Apex Companies, LLC (Apex), on behalf of Eversource Energy (Eversource). It is being submitted for the former Connecticut Light & Power Company (CL&P) Area Work Center (AWC) located at 1654 King Street in Enfield, Connecticut (the "Site"). The Site is currently owned by JFP Realty, Inc., having been sold (quit claim transfer) to JFP Realty, Inc. by Joseph F. Petronella on September 11, 2000. The property had been sold to Joseph F. Petronella by CL&P on December 31, 1997. CL&P was the certifying party for the December 31, 1997 transfer pursuant to the Connecticut Transfer Act (CGS §22a-134).

The Site was used as an AWC by CL&P from 1944 to 1995. Site features included buildings for bill payment and support services, line crews, transformer repairs and storage, vehicle fueling, and maintenance facilities for company vehicles. The CL&P AWC included the following historical structures and Site areas:

- Service building - located on the southern portion of the property;
- Garage building - located approximately 150 feet north of the service building;
- Covered truck parking structure - approximately 300 feet long located approximately 150 feet northwest of the service building and approximately 100 feet northwest of the garage building, with associated small building (shown as "Annex III" on some maps), loading dock(s), and transformer storage area;
- Second transformer storage area - located several hundred feet north of the covered truck parking structure;
- A remediation shed - located several hundred feet northwest of the covered truck parking structure;
- Former gasoline dispenser - located within approximately 50 feet (southwest) of the garage;
- Paved area - located southeast of the service building;
- Paved area - located northeast of the service building and extending to a larger paved area to the northeast of the garage; and
- An extensive gravel storage area - located in the northern section of the property.

Records indicate that a Form III was submitted to the Connecticut Department of Energy & Environmental Protection (CTDEEP) in 1989 as a result of the transfer of the CL&P property. Since 1989, various subsurface investigations and assessments have been completed at the Site, and a groundwater remediation system was active from 1990 to 2003. The remediation system was installed in response to a gasoline release from the underground storage tanks (USTs) formerly located immediately southwest of the garage.

In January 1998, an additional Form III and an Environmental Condition Assessment Form (ECAF) were submitted to the CTDEEP Property Transfer Program for the December 1997 transfer of the property.

The 1998 ECAF indicated the groundwater classification for the Site as GA and that the Site is not within the zone of contribution of a public water supply well, that public water is available to the Site, and that public water is available to any developed area surrounding the Site. In addition, the 1998 ECAF also referenced the nearest down-gradient surface water body as the Connecticut River, approximately 2,600 feet from the subject Site, with a surface water classification of C/B. As documented in the 2006 Annual Status Report, groundwater reclassification from GA to GB was granted to Eversource Energy (previously Northeast Utilities Services Company (NUSCO)) by the CTDEEP on October 9, 2003.

Previous Site assessment, remediation and public notice activities were summarized in the following reports, prepared by Apex, that have previously been submitted to CTDEEP:

- "Supplemental Phase II/Limited Phase III Report" dated January 23, 2008;
- "Phase III Site Investigation Report" dated January 15, 2009;
- "Remedial Action Plan" dated February 19, 2009;
- "Annual Groundwater Monitoring and Soil Remedial Action Report" dated January 2010;
- "Annual Groundwater Monitoring Report" dated January 2011;
- "Annual Status Report" dated January 2012;
- "Annual Status Report and Remedial Action Plan Addendum" dated January 2013;
- "2013 Annual Status & Remediation Summary Report" dated January 2014;
- "2014 Annual Status Report" dated January 2015; and
- "2015 Annual Status Report" dated January 2016.

A Site Location Map is presented as **Figure 1** and a Site Plan is included as **Figure 2**.

2.0 SUPPLEMENTAL SITE INVESTIGATION / REGULATORY INTERACTION

Site investigation activities conducted during 2016 were limited to one groundwater monitoring event. Results of the groundwater monitoring activities are detailed in subsequent sections.

2.1 Groundwater Monitoring

On May 10 and 12, 2016, groundwater samples were collected from four Site groundwater monitoring wells (MW-7, MW-12, MW-13, and RW-2) within and downgradient of the fill area west of the loading dock at the Site. Prior to sampling, the depth to water and the depth to bottom of each monitoring well was gauged to determine the thickness of the saturated zone in each well. In addition, each well was gauged for the potential presence of any light or dense non-aqueous phase liquid (LNAPL/DNAPL). Measurable LNAPL/DNAPL was not observed in monitoring wells on-Site during the 2016 groundwater monitoring event. Monitoring well locations are shown on the attached Site Plan included as **Figure 2** and a Groundwater Contour Map from the May 2016 groundwater gauging data is included as **Figure 3**.

Apex personnel performed low-flow sampling of the Site monitoring wells in accordance with the U.S. Environmental Protection Agency's (EPA's) *"Low Stress (low flow) Purging and Sampling Procedure for the Collection of Groundwater Samples from Monitoring Wells"*. The collected groundwater samples were contained in laboratory-provided glassware and submitted to Con-Test Analytical Laboratory (Con-Test), a Connecticut certified laboratory, for analysis in accordance with the following analytical methods based on historic groundwater analytical results:

- Volatile organic compounds (VOCs) in accordance with EPA Method 8260;
- Polynuclear aromatic hydrocarbons (PAHs) in accordance with EPA Method 8270; and
- Total Remediation Standard Regulations (RSR) Metals in accordance with EPA Methods 6010/7470.

In addition, samples of groundwater from wells that exhibited high turbidity during purging were filtered by the laboratory and analyzed for dissolved RSR Metals in accordance with EPA Methods 6010/7470.

Well Sampling Logs documenting well purging and monitoring activities are included as **Appendix A**.

2.1.1 Data Usability

The Con-Test laboratory reports indicate that CTDEEP Reasonable Confidence Protocol (RCP) requirements were achieved for the groundwater samples. However, specific qualifications are presented in the laboratory reports (**Appendix B**). Non-conformances for the submitted samples and/or laboratory QA/QC samples were noted and include the following:

- Matrix spike recovery and matrix spike duplicate recovery outside of control limits for bromomethane and dichlorodifluoromethane. Possibility of sample matrix effects that lead to a low bias for reported result or non-homogeneous sample aliquots cannot be eliminated.
- Matrix spike recovery and matrix spike duplicate recovery outside of control limits for tetrahydrofuran. Possibility of sample matrix effects that lead to a high bias for reported result or non-homogeneous sample aliquots cannot be eliminated.
- Laboratory fortified blank /laboratory control sample recovery outside of control limits for pyrene. Reduced precision is anticipated for any reported value for this compound. Data validation is not affected since all results are "not detected" for all samples in this batch for this compound.

Case narratives and information relating to non-conformances are detailed in the attached laboratory analytical reports included as **Appendix B**. The requirements for RCP analysis were met for each set of groundwater samples submitted. Therefore, the groundwater data for the reporting period is deemed useable.

2.1.2 Groundwater Analytical Results

Analytical results indicate that the only VOCs detected above laboratory reporting limits in the four wells sampled were sec-butylbenzene and isopropyl benzene, in well MW-12. Both detected concentrations were below the calculated additional polluting substance alternative criteria for Surface Water Protection Criteria (SWPC) and the Industrial/Commercial Volatilization Criteria (I/C VC).

In addition, acenaphthene and benzo(b)fluoranthene were the only PAHs detected above laboratory reporting limits in the four wells sampled, in wells MW-12 and MW-13, respectively. Only the detected concentration of acenaphthene in well MW-12 (0.38 ug/l) was above the SWPC.

Finally, certain total RSR metals (Arsenic, Barium, and Zinc) were detected above laboratory reporting limits in wells MW-7, MW-12, and MW-13. Only the concentrations of total arsenic detected in wells MW-12 and MW-13 were above the SWPC. Samples of groundwater from wells MW-13 and RW-2 were analyzed for dissolved metals in addition to total metals due to the presence of high turbidity levels during the purging of these two wells. Dissolved arsenic was detected in well MW-13 at a concentration above the SWPC. No detectable concentrations of dissolved metals were present in well RW-2.

Historical Groundwater Monitoring Data for the four wells sampled is presented as **Table 1**. Copies of the laboratory analytical reports are included in **Appendix B**.

3.0 SUMMARY

Groundwater quality at select monitoring wells within and down gradient of the fill area west of the loading dock at the Site continues to be monitored on an annual basis. Groundwater results from the most recent sampling event completed in May 2016 revealed no detected concentrations of VOCs above the SWPC or I/C VC in any of the four wells sampled (MW-7, MW-12, MW-13, and RW-2). Acenaphthene and zinc were detected above the SWPC in the sample collected from well MW-12 and arsenic was detected above the SWPC in the sample collected from well MW-13. All other detected concentrations of PAHs and metals in groundwater were below the SWPC.

Limited groundwater monitoring activities will continue on an annual basis in 2017 to monitor the groundwater within and downgradient of the fill area west of the loading dock on-site. A Status Report will be submitted to the CTDEEP on an annual basis, by January 31st of each year.



FIGURES

FIGURE 1
Site Location Map

Former CL&P Area Work Center
1654 King Street
Enfield, Connecticut

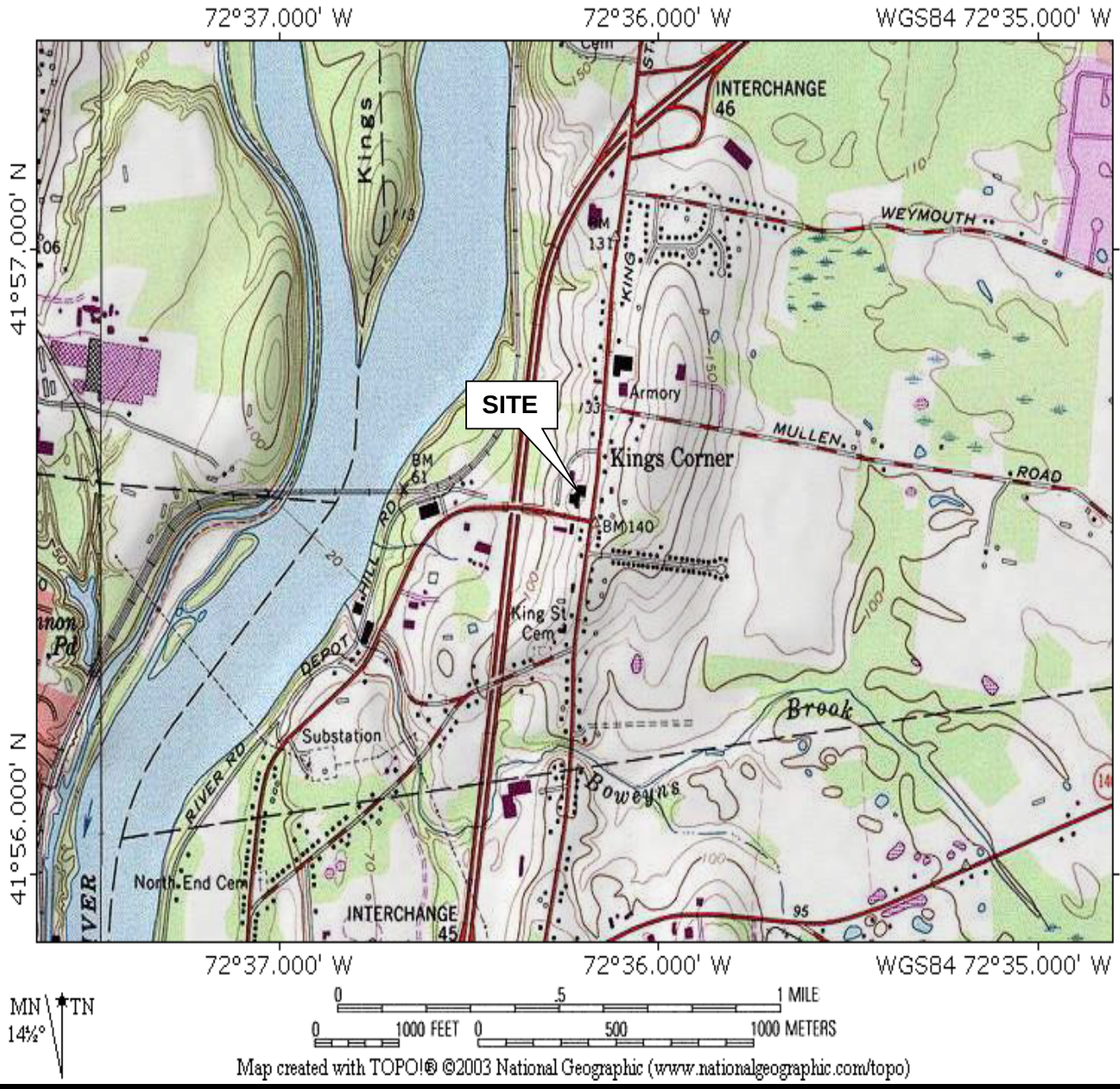

58H Connecticut Avenue South Windsor, Connecticut Telephone: (860) 282-1700 APEX	United States Department of the Interior Geological Survey 7.5 Minute Series Topographic Map Contour Interval: 20 feet Scale: 1 inch = 2,000 feet	Project: Annual Status Report Apex Job #: 5783-010 Date: January 2016	

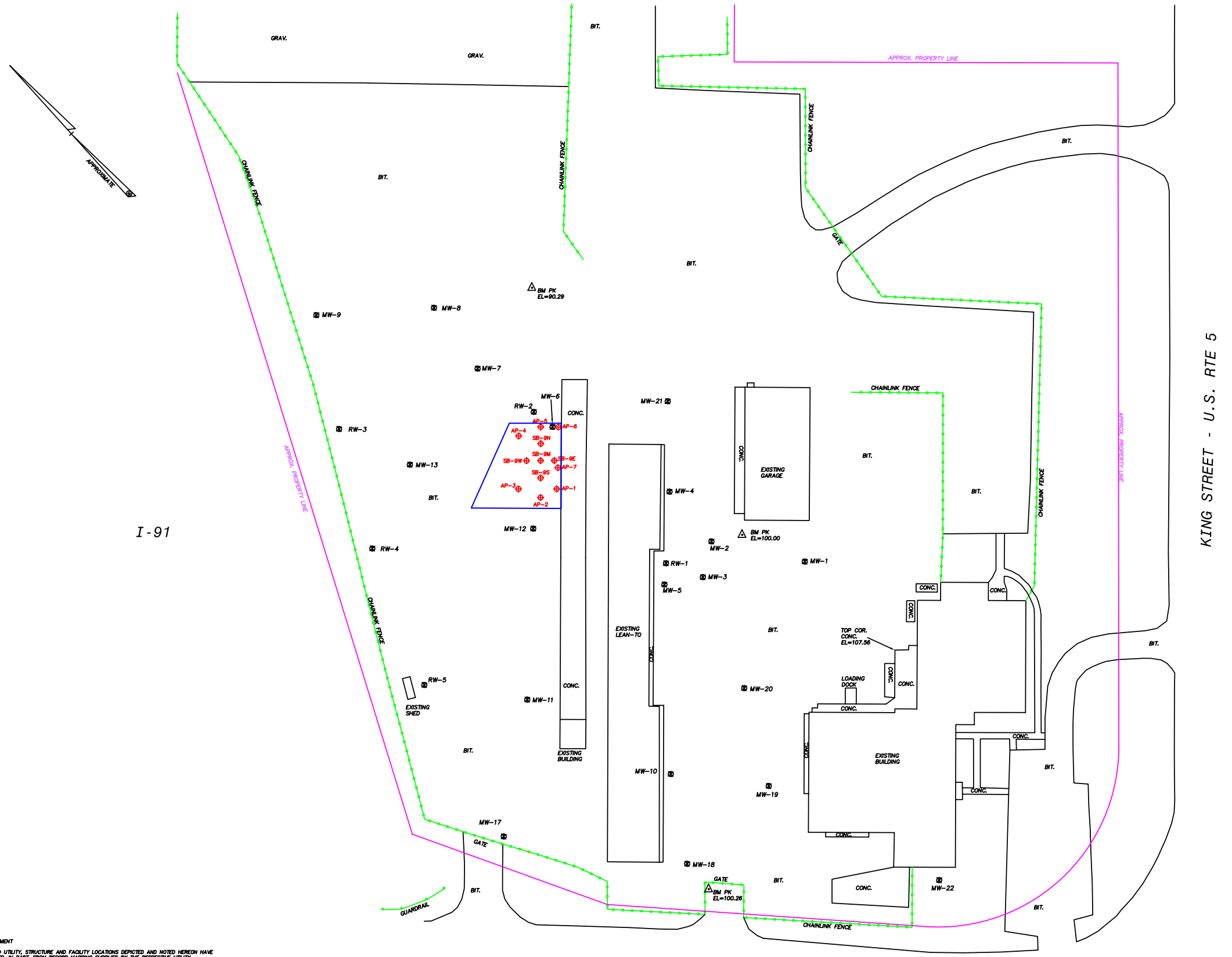

LEGEND

- PROPERTY LINE
- CHAINLINK FENCE
- BITUMINOUS PAVEMENT
- CONC. CONCRETE
- BIT. BITUMINOUS
- MW-8 MONITORING WELL ID
- AP-1 SOIL BORING LOCATION
- EXCAVATION AREA (APRIL 2013)

0 40 80 160

Scale in Feet
1" = 80'

MAP REFERENCES:

1. "COMPILATION PLAN PLAN SHOWING TEMPORARY EASEMENT AREA AT THE FORMER ENFIELD SERVICE CENTER SITE ENFIELD, CONNECTICUT DATE 12/5/06 SCALE 1"=100' DWG. NO. 21817 NORTHEAST UTILITIES SERVICE CO. FOR THE CONNECTICUT LIGHT & POWER CO."
2. "DATA ACCUMULATION PLAN PREPARED FOR APEX COMPANIES, LLC, 1654 KING STREET, ENFIELD, CONNECTICUT, DATE 12/13/2010, SCALE 1"=20', SHEET NO. 1 OF 1" PREPARED BY DENNO LAND SURVEYING & CONSULTING, LLC, TARIFFVILLE, CONNECTICUT.

SURVEY NOTES:

THIS MAP HAS BEEN PREPARED PURSUANT TO THE REGULATIONS OF CONNECTICUT STATE AGENCIES SECTIONS 20-300b-1 THROUGH 20-300b-20 AND THE "STANDARDS FOR SURVEYS AND MAPS IN THE STATE OF CONNECTICUT" AS PREPARED AND ADOPTED BY THE CONNECTICUT ASSOCIATION OF LAND SURVEYORS, INC. ON SEPTEMBER 26, 1996.

THE TYPE OF SURVEY PERFORMED IS A DATA ACCUMULATION SURVEY, AND IS INTENDED TO DEPICT THE POSITION OF MONITORING WELLS IN RELATIONSIP TO THE BUILDINGS AND PAVEMENT.

THIS PLAN CONFORMS TO VERTICAL ACCURACY CLASS T-2.

HORIZONTAL DATUM IS BASED ON MAP REFERENCE 1. VERTICAL DATUM IS ASSUMED.

UTILITY STATEMENT

UNDERGROUND UTILITY, STRUCTURE AND FACILITY LOCATIONS DEPICTED AND NOTED HEREON HAVE BEEN COMPILED, IN PART, FROM RECORD MAPPING SUPPLIED BY THE RESPECTIVE UTILITY COMPANIES OR GOVERNMENTAL AGENCIES, FROM FIELD, TESTIMONY AND FROM OTHER SOURCES. THESE LOCATIONS MUST BE CONSIDERED AS APPROXIMATE IN NATURE. ADDITIONALLY, OTHER SUCH FEATURES MAY EXIST ON THE SITE, THE EXISTENCE OF WHICH ARE UNKNOWN TO THIS SURVEYOR. THE SIZE, LOCATION AND EXISTENCE OF ALL SUCH FEATURES MUST BE FIELD DETERMINED AND VERIFIED BY THE APPROPRIATE AUTHORITIES PRIOR TO CONSTRUCTION. CALL BEFORE YOU DIG 1-800-922-4455.

APEX
58H CONNECTICUT AVENUE
SOUTH WINDSOR, CT
(860) 282-1700

PROJECT: 5783-010
DATE: 7/28/2014
DESIGN: RF
DRAWN: TB
CHKD: RF
SCALE: 1" = 80'

FORMER CL&P AREA WORK CENTER
1654 KING STREET
ENFIELD, CONNECTICUT

SITE PLAN

FIGURE 2

P:\CLIENTS\NU files\5783-010 Former Enfield Service Center\Figures\Site Plan 2014.dwg, 11X17, 7/28/2014 5:06:31 PM

P:\CLIENTS\NU files\5783-010 Former Enfield Service Center\Figures\GW CONTOUR_5-2015.dwg, 1/17/2017 12:45:10 PM, Adobe PDF

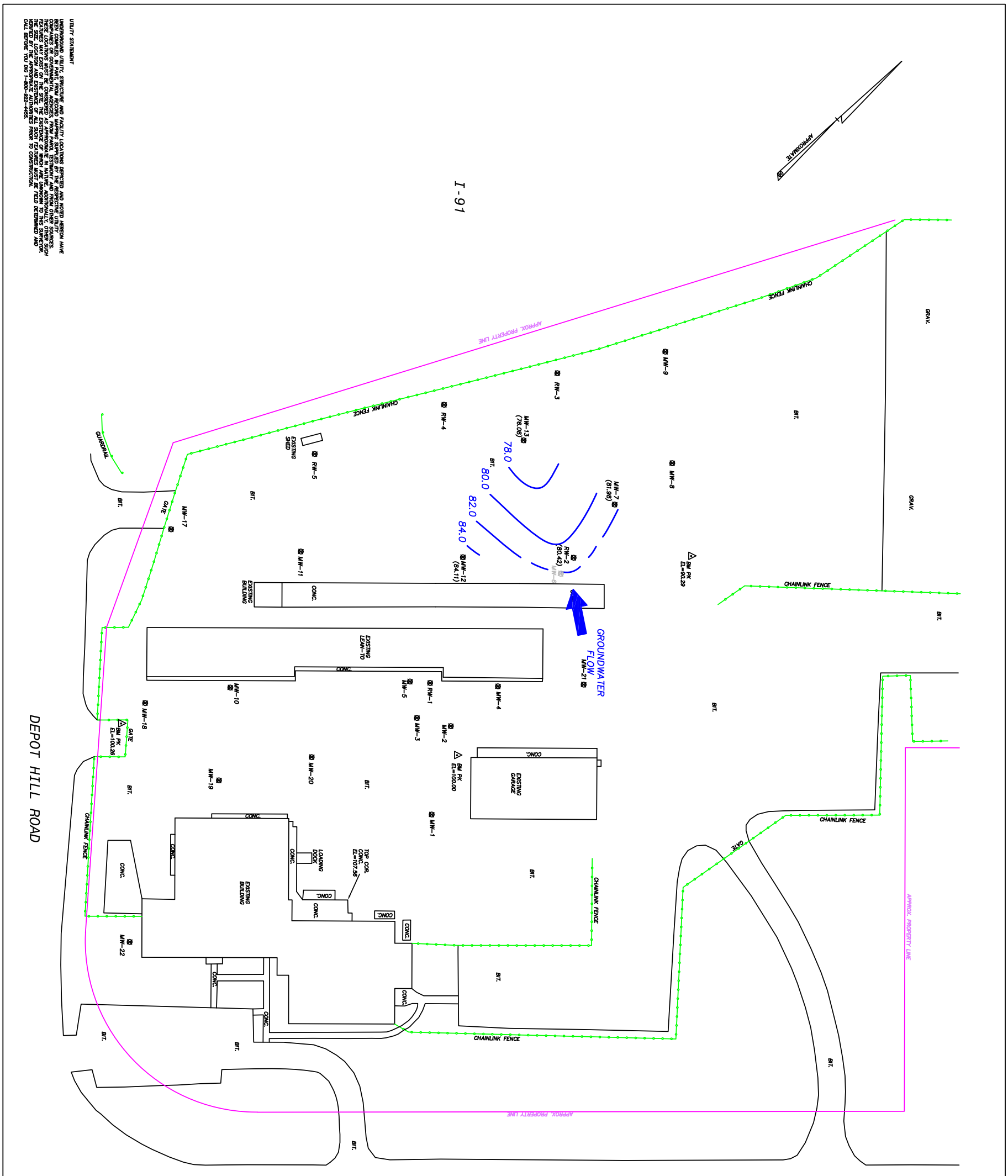

LEGEND

- PROPERTY LINE
- CHAINLINK FENCE
- BITUMINOUS PAVEMENT
- CONC. CONCRETE
- BIT. BITUMINOUS
- MW-12 85.05 MONITORING WELL ID AND GROUNDWATER ELEVATION
- MW-12 DESTROYED GROUNDWATER MONITORING WELL
- 84.0 GROUNDWATER CONTOUR AND ELEVATION
- INFERRED GROUNDWATER FLOW DIRECTION

LOCATION	WELL ELEVATION	GROUNDWATER ELEVATION
MW-7	88.01	81.98
MW-12	89.78	84.11
MW-13	86.83	76.08
RW-2	86.16	80.42

MAP REFERENCES:

1. "COMPILATION PLAN PLAN SHOWING TEMPORARY EASEMENT AREA AT THE FORMER ENFIELD SERVICE CENTER SITE ENFIELD CONNECTICUT DATE 12/9/08 SCALE 1"=100' DWG. NO. 21817 NORTHEAST UTILITIES SERVICE CO. FOR THE CONNECTICUT LIGHT & POWER CO."
2. "DATA ACCUMULATION PLAN PREPARED FOR APEX COMPANIES, LLC. 1654 KING STREET, ENFIELD, CONNECTICUT, DATE 12/31/2015, SCALE 1"=20', SHEET NO. 1 OF 1" PREPARED BY DERNO LAND SURVEYING & CONSULTING, LLC. TARIFFVILLE CONNECTICUT.

SURVEY NOTES:

THIS MAP HAS BEEN PREPARED PURSUANT TO THE REGULATIONS OF CONNECTICUT STATE AGENCIES SECTIONS 20-300b-1 THROUGH 20-300b-20 AND THE "STANDARDS FOR SURVEYS AND MAPS IN THE STATE OF CONNECTICUT" PREPARED AND ADOPTED BY THE CONNECTICUT ASSOCIATION OF LAND SURVEYORS, INC. ON SEPTEMBER 26, 1996.

THE TYPE OF SURVEY PERFORMED IS A DATA ACCUMULATION SURVEY, AND IS INTENDED TO DEPICT THE POSITION OF MONITORING WELLS IN RELATIONSHIP TO THE BUILDINGS AND PAVEMENT.

THIS PLAN CONFORMS TO VERTICAL ACCURACY CLASS T-2.

HORIZONTAL DATUM IS BASED ON MAP REFERENCE 1. VERTICAL DATUM IS ASSUMED.

0 40 80 160
Scale in Feet
1" = 80'

APEX
58H CONNECTICUT AVENUE
SOUTH WINDSOR, CT
(860) 282-1700

PROJECT: 5783-010
DATE: 1/11/2017
DESIGN: RF
DRAWN: TB
CHKD: RF
SCALE: 1" = 80'

FORMER CL&P AREA WORK CENTER
1654 KING STREET
ENFIELD, CONNECTICUT

GROUNDWATER CONTOUR MAP
MAY 2016

FIGURE 3



TABLE

Table 1
Historical Groundwater Monitoring Data
Detected Analytes

Eversource Energy
Former CL&P Area Work Center
1654 King Street
Enfield, Connecticut
2003 to Present

Well ID	MW-7																												SWPC	I/C Vol. Criteria
Year	2003	2004		2005		2006		2007			2008			2009				2010				2011				2014	2015	2016		
Day	30-Oct	6-Apr	20-Oct	6-Apr	20-Oct	11-Apr	11-Oct	25-Apr	27-Jul	23-Oct	8-Apr	17-Jul	15-Oct	20-Jan	23-Apr	28-Jul	20-Oct	13-Jan	6-Apr	8-Jul	19-Oct	20-Jan	20-Apr	12-Jul	11-Oct	25-Apr	6-May	10-May		
VOCs via EPA 8260 (ug/l)																														
Acetone	<10.0	<10.0	10.3	NM	<50.0	<50.0	<50.0	NM	NM	NM	NM	NM	NM	NM	NM	NM	NM	NM	NM	<10.0	<10.0	18	<5.0	NM	NM	<5.0	<5.0	<10	10,000*	50,000
Benzene	<0.5	<0.5	<0.6	NM	<1.0	<1.0	<1.0	NM	NM	NM	NM	NM	NM	NM	NM	NM	NM	NM	NM	<0.50	<0.50	<0.50	<0.50	NM	NM	<0.50	<0.50	<0.50	710	530
Bromodichloromethane	<0.5	<0.5	<0.4	NM	<2.0	<1.0	<1.0	NM	NM	NM	NM	NM	NM	NM	NM	NM	NM	NM	NM	<0.50	<0.50	<0.50	<0.50	NM	NM	<0.50	<0.50	<0.50	510*	35*
Bromomethane	<1.0	<1.0	<1.2	NM	<2.0	<5.0	<2.0	NM	NM	NM	NM	NM	NM	NM	NM	NM	NM	NM	NM	<0.50	<0.50	<0.50	<0.50	NM	NM	<1.0	<1.0	<2.0	160*	1100*
2-Butanone (MEK)	<5.0	<5.0	<10.0	NM	<20.0	<20.0	<20.0	NM	NM	NM	NM	NM	NM	NM	NM	NM	NM	NM	NM	<2.0	<2.0	<5.0	<5.0	NM	NM	<5.0	<5.0	<10	10,000*	50,000
n-Butylbenzene	<0.5	<0.5	<0.7	NM	<2.0	<1.0	<1.0	NM	NM	NM	NM	NM	NM	NM	NM	NM	NM	NM	NM	<1.0	<1.0	<1.0	<1.0	NM	NM	<1.0	<1.0	<1.0	10,000*	21,800*
sec-Butylbenzene	<0.5	<0.5	<0.6	NM	<1.0	<1.0	<1.0	NM	NM	NM	NM	NM	NM	NM	NM	NM	NM	NM	NM	<1.0	<1.0	<1.0	<1.0	NM	NM	<1.0	<1.0	<1.0	10,000*	20,100*
tert-Butylbenzene	<0.5	<0.5	<0.8	NM	<2.0	<1.0	<1.0	NM	NM	NM	NM	NM	NM	NM	NM	NM	NM	NM	NM	<1.0	<1.0	<1.0	<1.0	NM	NM	<1.0	<1.0	<1.0	10,000*	25,300*
Chlorobenzene	<0.5	<0.5	<0.6	NM	<1.0	<1.0	<1.0	NM	NM	NM	NM	NM	NM	NM	NM	NM	NM	NM	NM	<0.50	<0.50	<0.50	<0.50	NM	NM	<0.50	<0.50	<0.50	420,000	6,150
Chloroform	<0.5	<0.5	<0.8	NM	<2.0	<2.0	<2.0	NM	NM	NM	NM	NM	NM	NM	NM	NM	NM	NM	NM	<0.50	<0.50	<0.50	<0.50	NM	NM	<0.50	<0.50	<0.50	14,100	710
2-Chlorotoluene	<0.5	<0.5	<0.6	NM	<1.0	<1.0	<1.0	NM	NM	NM	NM	NM	NM	NM	NM	NM	NM	NM	NM	<0.50	<0.50	<0.50	<0.50	NM	NM	<0.50	<0.50	<0.50	10,000*	28,300*
4-Chlorotoluene	<0.5	<0.5	<0.6	NM	<2.0	<1.0	<1.0	NM	NM	NM	NM	NM	NM	NM	NM	NM	NM	NM	NM	<0.50	<0.50	<0.50	<0.50	NM	NM	<0.50	<0.50	<0.50	10,000*	25,200*
1,2-Dichlorobenzene	<0.5	<0.5	<0.8	NM	<1.0	<1.0	<1.0	NM	NM	NM	NM	NM	NM	NM	NM	NM	NM	NM	NM	<0.50	<0.50	<0.50	<0.50	NM	NM	<0.50	<0.50	<0.50	170,000	50,000
1,4-Dichlorobenzene	<0.5	<0.5	<0.8	NM	<1.0	<1.0	<1.0	NM	NM	NM	NM	NM	NM	NM	NM	NM	NM	NM	NM	<0.50	<0.50	<0.50	<0.50	NM	NM	<0.50	<0.50	<0.50	26,000	50,000
Dichlorodifluoromethane	<0.5	<0.5	<1.0	NM	<2.0	<2.0	<2.0	NM	NM	NM	NM	NM	NM	NM	NM	NM	NM	NM	NM	<0.50	<0.50	<0.50	<0.50	NM	NM	<0.50	<0.50	<0.50	10,000*	720*
1,1-Dichloroethane	<0.5	<0.5	<0.7	NM	<1.0	<1.0	<1.0	NM	NM	NM	NM	NM	NM	NM	NM	NM	NM	NM	NM	<0.50	<0.50	<0.50	<0.50	NM	NM	<0.50	<0.50	<0.50	4,100*	50,000
1,2-Dichloroethane	<0.5	<0.5	<0.9	NM	<1.0	<1.0	<1.0	NM	NM	NM	NM	NM	NM	NM	NM	NM	NM	NM	NM	<0.50	<0.50	<0.50	<0.50	NM	NM	<5.0	<5.0	<0.50	2,970	90
1,1-Dichloroethene	<0.5	<0.5	<0.6	NM	<1.0	<1.0	<1.0	NM	NM	NM	NM	NM	NM	NM	NM	NM	NM	NM	NM	<0.50	<0.50	<0.50	<0.50	NM	NM	<0.50	<0.50	<0.50	96	6
1,2-Dichloropropane	<0.5	<0.5	<0.6	NM	<1.0	<1.0	<1.0	NM	NM	NM	NM	NM	NM	NM	NM	NM	NM	NM	NM	<0.50	<0.50	<0.50	<0.50	NM	NM	<0.50	<0.50	<0.50	150*	60
Ethylbenzene	<0.5	<0.5	<0.6	NM	<2.0	<1.0	1.1	NM	NM	NM	NM	NM	NM	NM	NM	NM	NM	NM	NM	<0.50	<0.50	<0.50	<0.50	NM	NM	<0.50	<0.50	<0.50	580,000	50,000
Isopropylbenzene	<0.5	<0.5	<0.4	NM	<2.0	<1.0	<1.0	NM	NM	NM	NM	NM	NM	NM	NM	NM	NM	NM	NM	<0.50	<0.50	<0.50	<0.50	NM	NM	<0.50	<0.50	<0.50	210*	2,200*
p-Isopropyltoluene	<0.5	<0.5	<0.7	NM	<2.0	<1.0	<1.0	NM	NM	NM	NM	NM	NM	NM	NM	NM	NM	NM	NM	<0.50	<0.50	<0.50	<0.50	NM	NM	<0.50	<0.50	<0.50	200*	2,100*
Methyl tert-butyl ether (MTBE)	0.8	<0.5	<0.8	NM	<1.0	<1.0	<1.0	NM	NM	NM	NM	NM	NM	NM	NM	NM	NM	NM	NM	<0.50	<0.50	<0.50	<0.50	NM	NM	<0.50	<0.50	<0.50	10,000*	50,000
Naphthalene	<0.5	<0.5	<1.0	NM	<3.0	<6.0	<2.0	NM	NM	NM	NM	NM	NM	NM	NM	NM	NM	NM	NM	<2.0	<2.0	<2.0	<2.0	NM	NM	<2.0	<2.0	<2.0	210	NE
n-Propylbenzene	<0.5	<0.5	<0.8	NM	<2.0	<1.0	<1.0	NM	NM	NM	NM	NM	NM	NM	NM	NM	NM	NM	NM	<1.0	<1.0	<1.0	<1.0	NM	NM	<1.0	<1.0	<1.0	10,000*	2,900*
Tetrachloroethene	<0.5	<0.5	<0.4	NM	<2.5	<1.0	<1.0	NM	NM	NM	NM	NM	NM	NM	NM	NM	NM	NM	NM	<1.0	<1.0	<1.0	<1.0	NM	NM	<1.0	<1.0	<1.0	88	3,820
Toluene	<0.5	<0.5	<0.7	NM	<1.0	<1.0	<1.0	NM	NM	NM	NM	NM	NM	NM	NM	NM	NM	NM	NM	<1.0	<1.0	<1.0	<1.0	NM	NM	<1.0	<1.0	<1.0	4,000,000	50,000
1,2,4-Trichlorobenzene	<0.5	<0.5	<0.7	NM	<3.0	<5.0	<1.0	NM	NM	NM	NM	NM	NM	NM	NM	NM	NM	NM	NM	<0.50	<0.50	<0.50	<0.50	NM	NM	<0.50	<2.0	<0.50	9.6*	660*
1,1,1-Trichloroethane	<0.5	<0.5	<0.9	NM	<1.0	<1.0	<1.0	NM	NM	NM	NM	NM	NM	NM	NM	NM	NM	NM	NM	<0.50	<0.50	<0.50	<0.50	NM	NM	<0.50	<0.50	<0.50	62,000	50,000
1,1,2-Trichloroethane	<0.5	<0.5	<0.7	NM	<1.0	<1.0	<1.0	NM	NM	NM	NM	NM	NM	NM	NM	NM	NM	NM	NM	<0.50	<0.50	<0.50	<0.50	NM	NM	<0.50	<0.50	<0.50	1,260	19,600
Trichloroethene	<0.5	<0.5	<1.0	NM	<1.0	<1.0	<1.0	NM	NM	NM	NM	NM	NM	NM	NM	NM	NM	NM	NM	<1.0	<1.0	<1.0	<1.0	NM	NM	<1.0	<1.0	<1.0	2,340	540
1,2,4-Trimethylbenzene	<0.5	<0.5	<0.7	NM	<2.0	<1.0	<1.0	NM	NM	NM	NM	NM	NM	NM	NM	NM	NM	NM	NM	<0.50	<0.50	<0.50	<0.50	NM	NM	<0.50	<0.50	<0.50	150*	12,800*
1,3,5-Trimethylbenzene	<0.5	<0.5	<1.0	NM	<2.0	<1.0	<1.0	NM	NM	NM	NM	NM	NM	NM	NM	NM	NM	NM	NM	<0.50	<0.50	<0.50	<0.50	NM	NM	<0.50	<0.50	<0.50	260*	10,000*
Xylenes, total	1.3	1.1	<1.3	NM	<4.0	<2.0	2.4	NM	NM	NM	NM	NM	NM	NM	NM	NM	NM	NM	NM	<2.0	<2.0	<2.0	<2.0	NM	NM	<2.0	<2.0	<2.0	270*	50,000
Total Metals (mg/l)																														
Arsenic	NM	NM	NM	NM	NM	NM	NM	NM	NM	NM	NM	NM	NM	NM	NM	NM	NM	NM	NM	<0.002	<0.0020	<0.0020	<0.002	NM	<0.002	<0.002	<0.0020	0.004	NE
Barium	NM	NM	NM	NM	NM	NM	NM	NM	NM	NM	NM	NM	NM	NM	NM	NM	NM	NM	NM	0.120	0.074	0.094	0.140	NM	0.11	0.11	0.1	2.2*	NE
Silver	NM	NM	NM	NM	NM	NM	NM	NM	NM	NM	NM	NM	NM	NM	NM	NM	NM	NM	NM	<0.0025	<0.0025	<0.0025	<0.0025	NM	<0.0025	<0.0025	<0.0025	0.012	NE
Zinc	NM	NM	NM	NM	NM	NM	NM	NM	NM	NM	NM	NM	NM	NM	NM	NM	NM	NM	NM	<0.05	0.050	<0.050	<0.050	NM	<0.05	<0.05	<0.050	0.123	NE
SVOCs via EPA 8270 (ug/l)																														
Benzo(a)anthracene	NM	NM	NM	NM	NM	NM	NM	NM	NM	NM	NM	NM	NM	NM	NM	NM	NM	NM	NM	<0.050	<0.050	<0.050	<0.050	NM	<0.050	<0.050	<0.050	0.3	NE
Benzo(a)pyrene	NM	NM	NM	NM	NM	NM	NM	NM	NM	NM	NM	NM	NM	NM	NM	NM	NM	NM	NM	<0.10	<0.10	<0.10	<0.10	NM	<0.10	<0.10	<0.10	0.3	NE
Benzo(b)fluoranthene	NM	NM	NM	NM	NM	NM	NM	NM	NM	NM	NM	NM	NM	NM	NM	NM	NM	NM	NM	<0.050	<0.050	<0.050	<0.050	NM	<0.050	<0.050	<0.050	0.3	NE
2-Methylnaphthalene	NM	NM	NM	NM	NM	NM	NM	NM	NM	NM	NM	NM	NM	NM	NM	NM	NM	NM	NM	<1.0	<1.0	<1.0	<1.0	NM	<1.0	<1.0	<1.0	62*	13,100*
Naphthalene	NM	NM	NM	NM	NM	NM	NM	NM	NM	NM	NM	NM	NM	NM	NM	NM	NM	NM	NM	<1.0	<1.0	<1.0	<1.0	NM	<1.0	<1.0	<1.0	210*	NE
Phenanthrene	NM	NM	NM	NM	NM	NM	NM	NM	NM	NM	NM	NM	NM	NM	NM	NM	NM	NM	NM	<0.050	<0.050	<0.050	<0.050	NM	<0.050	<0.050	<0.050	0.3	NE

Notes:
NM = Not Measured
NE = Not Established
Values **bolded and shaded** indicate an exceedance of one or more applicable RSR criteria
ug/l = micrograms per liter
mg/l = milligrams per liter
VOCs = Volatile Organic Compounds
SVOCs = Semi Volatile Organic Compounds
EPA = Environmental Protection Agency
SWPC = Surface Water Protection Criteria
I/C Vol. Criteria = Industrial / Commercial Volatilization Criteria
* Additional Polluting Substances and Certain Alternative Criteria

APEX

Table 1
Historical Groundwater Monitoring Data
Detected Analytes

Eversource Energy
Former CL&P Area Work Center
1654 King Street
Enfield, Connecticut
2003 to Present

Well ID	MW-12																												SWPC	I/C Vol. Criteria
Year	2003	2004			2005		2006		2007			2008			2009				2010				2011				2012	2014	2015	2016		
Day	30-Oct	6-Apr	20-Oct	6-Apr	20-Oct	11-Apr	11-Oct	25-Apr	27-Jul	23-Oct	8-Apr	17-Jul	15-Oct	20-Jan	23-Apr	28-Jul	20-Oct	13-Jan	6-Apr	8-Jul	19-Oct	24-Jan	18-Apr	11-Jul	11-Oct	24-Jan	25-Apr	6-May	10-May		
VOCs via EPA 8260 (ug/l)																														
Acetone	NA	NA	NA	NA	NA	NA	NA	ND	NM	ND	ND	ND	42.7	<7.0	21.2	<5.0	<5.0	NM	<5.0	<10	<5.0	<5.0	NM	NM	NM	NM	<5.0	73	<10	10,000*	50,000
Benzene	<0.5	<0.5	<0.6	<0.5	<1.0	NM	<1.0	<1.0	NM	<1.0	<1.0	<0.5	<0.5	<0.5	<0.5	<0.50	<0.50	NM	<0.50	<0.50	<0.50	<0.50	NM	NM	NM	NM	<0.50	<0.50	<0.50	710	530
Bromodichloromethane	<0.5	<0.5	<0.4	<0.5	<2.0	NM	<1.0	<1.0	NM	<1.0	<1.0	<0.5	<0.5	<0.5	<0.5	<0.50	<0.50	NM	<0.50	<0.50	<0.50	<0.50	NM	NM	NM	NM	<0.50	<0.50	<0.50	510*	35*
Bromomethane	<1.0	<1.0	<1.2	<1.0	<2.0	NM	<2.0	<2.0	NM	<2.0	<5.0	<1.0	<2.0	<1.0	<6.0	<5.0	<5.0	NM	<0.50	<0.50	<0.50	<0.50	NM	NM	NM	NM	<1.0	<1.0	<2.0	160*	1100*
2-Butanone (MEK)	<5.0	<5.0	<10.0	<5.0	<20.0	NM	<20.0	<20.0	NM	<20.0	<20.0	<2.0	<2.0	<2.0	<2.0	<2.0	<2.0	NM	<2.0	<2.0	<2.0	<5.0	NM	NM	NM	NM	<5.0	<5.0	<10	10,000*	50,000
n-Butylbenzene	0.8	<0.5	<0.7	<0.5	<2.0	NM	<1.0	2.2	NM	2.2	<1.0	1.6	0.9	<0.5	<0.5	<1.0	<1.0	NM	<1.0	<1.0	<1.0	<1.0	NM	NM	NM	NM	1.1	2.8	<1.0	10,000*	21,800*
sec-Butylbenzene	<0.5	<0.5	4.1	<0.5	1.6	NM	1.9	2.4	NM	2.8	<1.0	1.6	1	<0.5	0.6	<1.0	<1.0	NM	<1.0	<1.0	<1.0	<1.0	NM	NM	NM	NM	1.3	2.6	1.2	10,000*	20,100*
tert-Butylbenzene	<0.5	<0.5	2.4	<0.5	<2.0	NM	1.4	<1.0	NM	2	<1.0	0.9	<0.5	<0.5	<0.5	<1.0	<1.0	NM	<1.0	<1.0	<1.0	<1.0	NM	NM	NM	NM	<1.0	<1.0	<1.0	10,000*	25,300*
Chlorobenzene	<0.5	<0.5	<0.6	<0.5	<1.0	NM	<1.0	<1.0	NM	<1.0	<1.0	<0.5	<0.5	<0.5	<0.5	<0.50	<0.50	NM	<0.50	<0.50	<0.50	<0.50	NM	NM	NM	NM	<0.50	<0.50	<0.50	420,000	6,150
Chloroform	<0.5	<0.5	<0.8	<0.5	<2.0	NM	<2.0	<2.0	NM	<2.0	<2.0	<0.5	<0.5	<0.5	<0.5	<0.50	<0.50	NM	<0.50	<0.50	<0.50	<0.50	NM	NM	NM	NM	<0.50	<0.50	<0.50	14,100	710
2-Chlorotoluene	<0.5	<0.5	<0.6	<0.5	<1.0	NM	<1.0	<1.0	NM	<1.0	<1.0	<0.5	<0.5	<0.5	<0.5	<0.50	<0.50	NM	<0.50	<0.50	<0.50	<0.50	NM	NM	NM	NM	<0.50	<0.50	<0.50	10,000*	28,300*
4-Chlorotoluene	<0.5	<0.5	<0.6	<0.5	<2.0	NM	<1.0	<1.0	NM	<1.0	<1.0	<0.5	<0.5	<0.5	<0.5	<0.50	<0.50	NM	<0.50	<0.50	<0.50	<0.50	NM	NM	NM	NM	<0.50	<0.50	<0.50	10,000*	25,200*
1,2-Dichlorobenzene	<0.5	<0.5	<0.8	<0.5	<1.0	NM	<1.0	<1.0	NM	<1.0	<1.0	<0.5	<0.5	<0.5	<0.5	<0.50	<0.50	NM	<0.50	<0.50	<0.50	<0.50	NM	NM	NM	NM	<0.50	<0.50	<0.50	170,000	50,000
1,4-Dichlorobenzene	<0.5	<0.5	<0.8	<0.5	<1.0	NM	<1.0	<1.0	NM	<1.0	<1.0	<0.5	<0.5	<0.5	<0.5	<0.50	<0.50	NM	<0.50	<0.50	<0.50	<0.50	NM	NM	NM	NM	<0.50	<0.50	<0.50	26,000	50,000
Dichlorodifluoromethane	<0.5	<0.5	<1.0	<0.5	<2.0	NM	<2.0	<2.0	NM	<2.0	<2.0	<0.5	<0.5	<0.5	<0.5	<0.50	<0.50	NM	<0.50	<0.50	<0.50	<0.50	NM	NM	NM	NM	<0.50	<0.50	<0.50	10,000*	720*
1,1-Dichloroethane	<0.5	<0.5	<0.7	<0.5	<1.0	NM	<1.0	<1.0	NM	<1.0	<1.0	<0.5	<0.5	<0.5	<0.5	<0.50	<0.50	NM	<0.50	<0.50	<0.50	<0.50	NM	NM	NM	NM	<0.50	<0.50	<0.50	4,100*	50,000
1,2-Dichloroethane	<0.5	<0.5	<0.9	<0.5	<1.0	NM	<1.0	<1.0	NM	<1.0	<1.0	<0.5	<0.5	<0.5	<0.5	<0.50	<0.50	NM	<0.50	<0.50	<0.50	<0.50	NM	NM	NM	NM	<5.0	<0.50	<0.50	2,970	90
1,1-Dichloroethene	<0.5	<0.5	<0.6	<1.0	<1.0	NM	<1.0	<1.0	NM	<1.0	<1.0	<0.5	<0.5	<0.5	<0.5	<0.50	<0.50	NM	<0.50	<0.50	<0.50	<0.50	NM	NM	NM	NM	<0.50	<0.50	<0.50	96	6
1,2-Dichloropropane	<0.5	<0.5	<0.6	<0.5	<1.0	NM	<1.0	<1.0	NM	<1.0	<1.0	<0.5	<0.5	<0.5	<0.5	<0.50	<0.50	NM	<0.50	<0.50	<0.50	<0.50	NM	NM	NM	NM	<0.50	<0.50	<0.50	150*	60
Ethylbenzene	<0.5	<0.5	<0.6	<0.5	<2.0	NM	<1.0	<1.0	NM	<1.0	<1.0	<0.5	<0.5	<0.5	<0.5	<0.50	1.3	NM	<0.50	<0.50	<0.50	<0.50	NM	NM	NM	NM	<0.50	<0.50	<0.50	580,000	50,000
Isopropylbenzene	<0.5	<0.5	<0.4	<0.5	<2.0	NM	<1.0	2	NM	<1.0	<1.0	1.4	<0.5	<0.5	<0.5	<0.50	<0.50	NM	<0.50	<0.50	<0.50	<0.50	NM	NM	NM	NM	0.94	1.6	0.64	210*	2,200*
p-Isopropyltoluene	<0.5	<0.5	<0.7	<0.5	<2.0	NM	<1.0	<1.0	NM	<1.0	<1.0	<0.5	<0.5	<0.5	<0.5	<0.50	<0.50	NM	<0.50	<0.50	<0.50	<0.50	NM	NM	NM	NM	<0.50	<0.50	<0.50	200*	2,100*
Methyl tert-butyl ether (MTBE)	0.9	<0.5	<0.8	<0.5	<1.0	NM	<1.0	<1.0	NM	1.5	<1.0	<0.5	1	<0.5	<0.5	<0.50	<0.50	NM	<0.50	<0.50	0.97	<0.50	NM	NM	NM	NM	<0.50	<0.50	<0.50	10,000*	50,000
Naphthalene	0.8	<0.5	<1.0	<0.5	3	NM	<2.0	4.5	NM	<2.0	<2.0	<5.0	<1.0	1.7	<2.0	<3.0	16	NM	<2.0	<2.0	<2.0	<2.0	NM	NM	NM	NM	<2.0	<2.0	<2.0	210	NE
n-Propylbenzene	<0.5	<0.5	<0.8	<0.5	1.6	NM	<1.0	3	NM	<1.0	<1.0	1.9	<0.5	<0.5	<0.5	<1.0	<1.0	NM	<1.0	<1.0	<1.0	<1.0	NM	NM	NM	NM	1.1	2.4	<1.0	10,000*	2,900*
Tetrachloroethene	<0.5	<0.5	<0.4	<0.5	<2.5	NM	<1.0	<1.0	NM	<1.0	<1.0	<0.5	<0.5	<0.5	<0.5	<1.0	<1.0	NM	<1.0	<1.0	<1.0	<1.0	NM	NM	NM	NM	<1.0	<1.0	<1.0	88	3,820
Toluene	<0.5	<0.5	<0.7	<0.5	<1.0	NM	<1.0	<1.0	NM	<1.0	<1.0	<0.5	<0.5	<0.5	<0.5	<1.0	<1.0	NM	<1.0	<1.0	<1.0	<1.0	NM	NM	NM	NM	<1.0	<1.0	<1.0	4,000,000	50,000
1,2,4-Trichlorobenzene	<0.5	<0.5	<0.7	<0.5	<3.0	NM	<1.0	<1.0	NM	<1.0	<1.0	<0.5	<0.5	<0.5	<2.0	<0.50	<0.50	NM	<0.50	<0.50	<0.50	<0.50	NM	NM	NM	NM	<0.50	<2.0	<0.50	9.6*	660*
1,1,1-Trichloroethane	<0.5	<0.5	<0.9	<0.5	<1.0	NM	<1.0	<1.0	NM	<1.0	<1.0.	<0.5	<0.5	<0.5	<0.5	<0.50	<0.50	NM	<0.50	<0.50	<0.50	<0.50	NM	NM	NM	NM	<0.50	<0.50	<0.50	62,000	50,000
1,1,2-Trichloroethane	<0.5	<0.5	<0.7	<0.5	<1.0	NM	<1.0	<1.0	NM	<1.0	<1.0	<0.5	<0.5	<0.5	<0.5	<0.50	<0.50	NM	<0.50	<0.50	<0.50	<0.50	NM	NM	NM	NM	<0.50	<0.50	<0.50	1,260	19,600
Trichloroethene	<0.5	<0.5	<1.0	<0.5	<1.0	NM	<1.0	<1.0	NM	<1.0	<1.0	<0.5	<0.5	<0.5	<0.5	<1.0	<1.0	NM	<1.0	<1.0	<1.0	<1.0	NM	NM	NM	NM	<1.0	<1.0	<1.0	2,340	540
1,2,4-Trimethylbenzene	<0.5	<0.5	<0.7	<0.5	<2.0	NM	<1.0	<1.0	NM	<1.0	<1.0	<0.5	<0.5	<0.5	<0.5	<0.50	<0.50	NM	<0.50	<0.50	<0.50	<0.50	NM	NM	NM	NM	<0.50	<0.50	<0.50	150*	12,800*
1,3,5-Trimethylbenzene	<0.5	<0.5	<1.0	<0.5	<2.0	NM	<1.0	<1.0	NM	<1.0	<1.0	<0.5	<0.5	<0.5	<0.5	<0.50	<0.50	NM	<0.50	<0.50	<0.50	<0.50	NM	NM	NM	NM	<0.50	<0.50	<0.50	260*	10,000*
Xylenes, total	<1.0	<1.0	<1.3	<1.0	<4.0	NM	<2.0	<2.0	NM	<2.0	<2.0	<1.0	<1.0	<1.0	<1.0	<2.0	<2.0	NM	<2.0	<2.0	<2.0	<2.0	NM	NM	NM	NM	<2.0	<2.0	<2.0	270*	50,000
Total Metals (mg/l)																														
Arsenic	NM	NM	NM	NM	NM	NM	NM	NM	NM	NM	NM	NM	NM	NM	NM	NM	NM	NM	NM	NM	**0.0046**	<0.0020	<0.0020	0.0033	**0.0044**	0.0021	0.0025	0.0032	0.0036	0.004	NE
Barium	NM	NM	NM	NM	NM	NM	NM	NM	NM	NM	NM	NM	NM	NM	NM	NM	NM	NM	NM	NM	0.820	0.350	0.220	0.430	0.570	0.390	0.300	0.430	0.560	2.2*	NE
Silver	NM	NM	NM	NM	NM	NM	NM	NM	NM	NM	NM	NM	NM	NM	NM	NM	NM	NM	NM	NM	<0.0025	<0.0025	<0.0025	<0.0025	<0.0025	<0.0025	<0.0025	<0.0025	<0.0025	0.012	NE
Zinc	NM	NM	NM	NM	NM	NM	NM	NM	NM	NM	NM	NM	NM	NM	NM	NM	NM	NM	NM	NM	**0.210**	<0.050	<0.050	<0.050	<0.050	<0.050	<0.05	0.160	**0.290**	0.123	NE
SVOCs via EPA 8270 (ug/l)																														
Acenaphthene	NM	NM	NM	NM	NM	NM	NM	NM	NM	NM	NM	NM	NM	NM	NM	NM	NM	NM	NM	NM	<0.30	<0.30	<0.30	<0.30	<0.30	NM	<0.30	<0.30	**0.38**	0.3	NE
Benzo(a)anthracene	NM	NM	NM	NM	NM	NM	NM	NM	NM	NM	NM	NM	NM	NM	NM	NM	NM	NM	NM	NM	<0.050	<0.050	<0.050	<0.050	NM	NM	<0.050	<0.050	<0.050	0.3	NE
Benzo(a)pyrene	NM	NM	NM	NM	NM	NM	NM	NM	NM	NM	NM	NM	NM	NM	NM	NM	NM	NM	NM	NM	<0.10	<0.10	<0.10	<0.10	NM	NM	<0.10	<0.10	<0.10	0.3	NE
Benzo(b)fluoranthene	NM	NM	NM	NM	NM	NM	NM	NM	NM	NM	NM	NM	NM	NM	NM	NM	NM	NM	NM	NM	<0.050	<0.050	<0.050	<0.050	NM	NM	<0.050	<0.050	<0.050	0.3	NE
2-Methylnaphthalene	NM	NM	NM	NM	NM	NM	NM	NM	NM	NM	NM	NM	NM	NM	NM	NM	NM	NM	NM	NM	<1.0	<1.0	<1.0	<1.0	NM	NM	<1.0	<1.0	<1.0	62*	13,100*
Naphthalene	NM	NM	NM	NM	NM	NM	NM	NM	NM	NM	NM	NM	NM	NM	NM	NM	NM	NM	NM	NM	<1.0	<1.0	<1.0	<1.0	NM	NM	<1.0	<1.0	<1.0	210*	NE
Phenanthrene	NM	NM	NM	NM	NM	NM	NM	NM	NM	NM	NM	NM	NM	NM	NM	NM	NM	NM	NM	NM	<0.050	<0.050	<0.050	<0.050	NM	NM	<0.050	<0.050	<0.050	0.3	NE

Notes:
NM = Not Measured
NE = Not Established
Values **bolded and shaded** indicate an exceedance of one or more applicable RSR criteria
ug/l = micrograms per liter
mg/l = milligrams per liter
VOCs = Volatile Organic Compounds
SVOCs = Semi Volatile Organic Compounds
EPA = Environmental Protection Agency
SWPC = Surface Water Protection Criteria
I/C Vol. Criteria = Industrial / Commercial Volatilization Criteria
* Additional Polluting Substances and Certain Alternative Criteria

APEX

Table 1
Historical Groundwater Monitoring Data
Detected Analytes

Eversource Energy
Former CL&P Area Work Center
1654 King Street
Enfield, Connecticut
2003 to Present

Well ID	MW-13																												SWPC	I/C Vol. Criteria
Year	2003	2004		2005		2006		2007			2008			2009				2010				2011				2012	2014	2015	2016		
Day	30-Oct	6-Apr	20-Oct	6-Apr	20-Oct	11-Apr	11-Oct	25-Apr	27-Jul	23-Oct	8-Apr	17-Jul	15-Oct	20-Jan	23-Apr	28-Jul	20-Oct	13-Jan	6-Apr	9-Jul	19-Oct	20-Jan	18-Apr	12-Jul	12-Oct †	24-Jan	25-Apr	6-May	10-May		
VOCs via EPA 8260 (ug/l)																														
Benzene	<0.5	<0.5	<0.6	<0.5	<1.0	NM	NM	<1.0	<1.0	<1.0	<1.0	<0.5	<0.5	NM	<0.5	<0.50	<0.50	<0.50	<0.50	<0.50	<0.50	<0.50	NM	NM	NM	NM	<0.50	<0.50	<0.50	10,000*	50,000
Bromodichloromethane	<0.5	<0.5	<0.4	<0.5	<2.0	NM	NM	<1.0	<1.0	<1.0	<1.0	<0.5	<0.5	NM	<0.5	<0.50	<0.50	<5.0	<0.50	<0.50	<0.50	<0.50	NM	NM	NM	NM	<0.50	<0.50	<0.50	710	530
Bromomethane	<1.0	<1.0	<1.2	<1.0	<2.0	NM	NM	<2.0	<2.0	<2.0	<5.0	<1.0	<2.0	NM	<6.0	<5.0	<5.0	<0.50	<0.50	<0.50	<0.50	<0.50	NM	NM	NM	NM	<1.0	<1.0	<2.0	510*	35*
2-Butanone (MEK)	<5.0	<5.0	<10.0	<5.0	<20.0	NM	NM	<20.0	<20.0	<20.0	<20.0	<2.0	<2.0	NM	<2.0	<2.0	<2.0	<2.0	<2.0	<2.0	<2.0	<5.0	NM	NM	NM	NM	<5.0	<5.0	<10	160*	1100*
n-Butylbenzene	<0.5	<0.5	<0.7	<0.5	<2.0	NM	NM	<1.0	<1.0	<1.0	<1.0	<1.0	<0.5	NM	<0.5	<1.0	<1.0	<1.0	<1.0	<1.0	<1.0	<1.0	NM	NM	NM	NM	<1.0	<1.0	<1.0	10,000*	50,000
sec-Butylbenzene	<0.5	<0.5	<0.6	<0.5	<1.0	NM	NM	<1.0	<1.0	<1.0	<1.0	<0.5	<0.5	NM	<0.5	<1.0	<1.0	<1.0	<1.0	<1.0	<1.0	<1.0	NM	NM	NM	NM	<1.0	<1.0	<1.0	10,000*	21,800*
tert-Butylbenzene	<0.5	<0.5	<0.8	<0.5	<2.0	NM	NM	<1.0	<1.0	<1.0	<1.0	<0.5	<0.5	NM	<0.5	<1.0	<1.0	<1.0	<1.0	<1.0	<1.0	<1.0	NM	NM	NM	NM	<1.0	<1.0	<1.0	10,000*	20,100*
Chlorobenzene	<0.5	<0.5	<0.6	<0.5	<1.0	NM	NM	<1.0	<1.0	<1.0	<1.0	<0.5	<0.5	NM	<0.5	<0.50	<0.50	<0.50	<0.50	<0.50	<0.50	<0.50	NM	NM	NM	NM	<0.50	<0.50	<0.50	10,000*	25,300*
Chloroform	<0.5	<0.5	<0.8	<0.5	<2.0	NM	NM	<2.0	<2.0	<2.0	<2.0	<0.5	<0.5	NM	<0.5	<0.50	<0.50	<0.50	<0.50	<0.50	<0.50	<0.50	NM	NM	NM	NM	<0.50	<0.50	<0.50	420,000	6,150
2-Chlorotoluene	<0.5	<0.5	<0.6	<0.5	<1.0	NM	NM	<1.0	<1.0	<1.0	<1.0	<0.5	<0.5	NM	<0.5	<0.50	<0.50	<0.50	<0.50	<0.50	<0.50	<0.50	NM	NM	NM	NM	<0.50	<0.50	<0.50	14,100	710
4-Chlorotoluene	<0.5	<0.5	<0.6	<0.5	<2.0	NM	NM	<1.0	<1.0	<1.0	<1.0	<0.5	<0.5	NM	<0.5	<0.50	<0.50	<0.50	<0.50	<0.50	<0.50	<0.50	NM	NM	NM	NM	<0.50	<0.50	<0.50	10,000*	28,300*
1,2-Dichlorobenzene	<0.5	<0.5	<0.8	<0.5	<1.0	NM	NM	<1.0	<1.0	1.2	<1.0	<0.5	<0.5	NM	<0.5	<0.50	<0.50	<0.50	<0.50	<0.50	<0.50	<0.50	NM	NM	NM	NM	<0.50	<0.50	<0.50	10,000*	25,200*
1,4-Dichlorobenzene	<0.5	<0.5	<0.8	<0.5	<1.0	NM	NM	<1.0	<1.0	<1.0	<1.0	<0.5	<0.5	NM	<0.5	<0.50	<0.50	<0.50	<0.50	<0.50	<0.50	<0.50	NM	NM	NM	NM	<0.50	<0.50	<0.50	170,000	50,000
Dichlorodifluoromethane	<0.5	<0.5	<1.0	<0.5	<2.0	NM	NM	<2.0	<2.0	<2.0	<2.0	<0.5	<0.5	NM	<0.5	<0.50	<0.50	<0.50	<0.50	<0.50	<0.50	<0.50	NM	NM	NM	NM	<0.50	<0.50	<0.50	26,000	50,000
1,1-Dichloroethane	<0.5	<0.5	<0.7	<0.5	<1.0	NM	NM	<1.0	<1.0	<1.0	<1.0	<0.5	<0.5	NM	<0.5	<0.50	<0.50	<0.50	<0.50	<0.50	<0.50	<0.50	NM	NM	NM	NM	<0.50	<0.50	<0.50	10,000*	720*
1,2-Dichloroethane	<0.5	<0.5	<0.9	<0.5	<1.0	NM	NM	<1.0	<1.0	<1.0	<1.0	<0.5	<0.5	NM	<0.5	<0.50	<0.50	<0.50	<0.50	<0.50	<0.50	<0.50	NM	NM	NM	NM	<5.0	<5.0	<0.50	4,100*	50,000
1,1-Dichloroethene	<0.5	<0.5	<0.6	<1.0	<1.0	NM	NM	<1.0	<1.0	<1.0	<1.0	<0.5	<0.5	NM	<0.5	<0.50	<0.50	<0.50	<0.50	<0.50	<0.50	<0.50	NM	NM	NM	NM	<0.50	<0.50	<0.50	2,970	90
1,2-Dichloropropane	<0.5	<0.5	<0.6	<0.5	<1.0	NM	NM	<1.0	<1.0	<1.0	<1.0	<0.5	<0.5	NM	<0.5	<0.50	<0.50	<0.50	<0.50	<0.50	<0.50	<0.50	NM	NM	NM	NM	<0.50	<0.50	<0.50	96	6
Ethylbenzene	<0.5	<0.5	<0.6	<0.5	<2.0	NM	NM	<1.0	<1.0	<1.0	<1.0	1.9	<0.5	NM	<0.5	<0.50	0.73	<0.50	<0.50	<0.50	<0.50	<0.50	NM	NM	NM	NM	<0.50	<0.50	<0.50	150*	60
Isopropylbenzene	<0.5	<0.5	<0.4	<0.5	<2.0	NM	NM	<1.0	<1.0	<1.0	<1.0	<0.5	<0.5	NM	<0.5	<0.50	<0.50	<0.50	<0.50	<0.50	<0.50	<0.50	NM	NM	NM	NM	<0.50	<0.50	<0.50	580,000	50,000
p-Isopropyltoluene	<0.5	<0.5	<0.7	<0.5	<2.0	NM	NM	<1.0	<1.0	<1.0	<1.0	<0.5	<0.5	NM	<0.5	<0.50	<0.50	<0.50	<0.50	<0.50	<0.50	<0.50	NM	NM	NM	NM	<0.50	<0.50	<0.50	210*	2,200*
Methyl tert-butyl ether (MTBE)	<0.5	<0.5	<0.8	<0.5	<1.0	NM	NM	<1.0	<1.0	<1.0	<1.0	<0.5	<0.5	NM	<0.5	<0.50	<0.50	<0.50	<0.50	<0.50	<0.50	<0.50	NM	NM	NM	NM	<0.50	<0.50	<0.50	200*	2,100*
Naphthalene	4.9	<0.5	<1.0	<0.5	<3.0	NM	NM	<2.0	<2.0	<2.0	<2.0	<5.0	<1.0	NM	<2.0	<3.0	18	2.1	<2.0	<2.0	<2.0	<2.0	NM	NM	NM	NM	<2.0	<2.0	<2.0	10,000*	50,000
n-Propylbenzene	<0.5	<0.5	<0.8	<0.5	1.5	NM	NM	<1.0	<1.0	<1.0	<1.0	<0.5	<0.5	NM	<0.5	<1.0	<1.0	<1.0	<1.0	<1.0	<1.0	<1.0	NM	NM	NM	NM	<1.0	<1.0	<1.0	210	NE
Tetrachloroethene	<0.5	<0.5	<0.4	<0.5	<2.5	NM	NM	<1.0	<1.0	<1.0	<1.0	<0.5	0.5	NM	<0.5	<1.0	<1.0	<1.0	<1.0	<1.0	<1.0	<1.0	NM	NM	NM	NM	<1.0	<1.0	<1.0	10,000*	2,900*
Toluene	<0.5	<0.5	<0.7	<0.5	<1.0	NM	NM	<1.0	<1.0	<1.0	<1.0	<0.5	<0.5	NM	<0.5	<1.0	<1.0	<1.0	<1.0	<1.0	<1.0	<1.0	NM	NM	NM	NM	<1.0	<1.0	<1.0	88	3,820
1,2,4-Trichlorobenzene	<0.5	<0.5	<0.7	<0.5	<3.0	NM	NM	<1.0	<1.0	<1.0	<1.0	<0.5	<0.5	NM	<2.0	<0.50	<0.50	<0.50	<0.50	<0.50	<0.50	<0.50	NM	NM	NM	NM	<0.50	<2.0	<0.50	4,000,000	50,000
1,1,1-Trichloroethane	<0.5	<0.5	<0.9	<0.5	<1.0	NM	NM	<1.0	<1.0	<1.0	<1.0	<0.5	<0.5	NM	<0.5	<0.50	<0.50	<0.50	<0.50	<0.50	<0.50	<0.50	NM	NM	NM	NM	<0.50	<0.50	<0.50	9.6*	660*
1,1,2-Trichloroethane	<0.5	<0.5	<0.7	<0.5	<1.0	NM	NM	<1.0	<1.0	<1.0	<1.0	<0.5	<0.5	NM	<0.5	<0.50	<0.50	<0.50	<0.50	<0.50	<0.50	<0.50	NM	NM	NM	NM	<0.50	<0.50	<0.50	62,000	50,000
Trichloroethene	<0.5	<0.5	<1.0	<0.5	<1.0	NM	NM	<1.0	<1.0	<1.0	<1.0	<0.5	<0.5	NM	<0.5	<1.0	<1.0	<1.0	<1.0	<1.0	<1.0	<1.0	NM	NM	NM	NM	<1.0	<1.0	<1.0	1,260	19,600
1,2,4-Trimethylbenzene	<0.5	<0.5	<0.7	<0.5	<2.0	NM	NM	<1.0	<1.0	<1.0	<1.0	2.5	<0.5	NM	<0.5	0.6	0.6	<0.50	<0.50	<0.50	<0.50	<0.50	NM	NM	NM	NM	<0.50	<0.50	<0.50	2,340	540
1,3,5-Trimethylbenzene	<0.5	<0.5	1.7	<0.5	<2.0	NM	NM	<1.0	<1.0	<1.0	<1.0	<0.5	<0.5	NM	<0.5	<0.50	<0.50	<0.50	<0.50	<0.50	<0.50	<0.50	NM	NM	NM	NM	<0.50	<0.50	<0.50	150*	12,800*
Xylenes, total	<1.0	<1.0	<1.3	<1.0	<4.0	NM	NM	<2.0	<2.0	<2.0	<2.0	5	<1.0	NM	<1.0	<2.0	<2.0	<2.0	<2.0	<2.0	<2.0	<2.0	NM	NM	NM	NM	<2.0	<2.0	<2.0	270*	50,000
Total Metals (mg/l)																														
Arsenic	NM	NM	NM	NM	NM	NM	NM	NM	NM	NM	NM	NM	NM	NM	NM	NM	NM	NM	NM	**0.0063**	**0.0079**	**0.0052**	**0.0081**	**0.02**	**0.018**	**0.0062**	**0.036**	**0.030**	**0.0084 / 0.0078[D]**	0.004	NE
Barium	NM	NM	NM	NM	NM	NM	NM	NM	NM	NM	NM	NM	NM	NM	NM	NM	NM	NM	NM	0.230	0.098	0.150	0.230	0.230	0.240	0.077	0.18	0.270	<0.050	2.0*	NE
Silver	NM	NM	NM	NM	NM	NM	NM	NM	NM	NM	NM	NM	NM	NM	NM	NM	NM	NM	NM	<0.0025	<0.0025	<0.0025	<0.0025	<0.0025	<0.0025	<0.0025	<0.0025	<0.0025	<0.0025	0.012	NE
Zinc	NM	NM	NM	NM	NM	NM	NM	NM	NM	NM	NM	NM	NM	NM	NM	NM	NM	NM	NM	**0.210**	**0.150**	<0.100	0.100	**0.150**	0.087	0.086	0.11	**0.210**	<0.050	0.123	NE
SVOCs via EPA 8270 (ug/l)																														
Benzo(a)anthracene	NM	NM	NM	NM	NM	NM	NM	NM	NM	NM	NM	NM	NM	NM	NM	NM	NM	NM	NM	<0.050	<0.050	<0.050	<0.050	NM	NM	NM	<0.050	<0.050	<0.050	0.3	NE
Benzo(a)pyrene	NM	NM	NM	NM	NM	NM	NM	NM	NM	NM	NM	NM	NM	NM	NM	NM	NM	NM	NM	<0.10	<0.10	<0.10	<0.10	NM	NM	NM	<0.10	<0.10	<0.10	0.3	NE
Benzo(b)fluoranthene	NM	NM	NM	NM	NM	NM	NM	NM	NM	NM	NM	NM	NM	NM	NM	NM	NM	NM	NM	<0.050	<0.050	<0.050	<0.050	NM	NM	NM	<0.050	<0.050	0.12	0.3	NE
2-Methylnaphthalene	NM	NM	NM	NM	NM	NM	NM	NM	NM	NM	NM	NM	NM	NM	NM	NM	NM	NM	NM	<1.0	<1.0	<1.0	<1.0	NM	NM	NM	<1.0	<1.0	<1.0	62*	13,100*
Naphthalene	NM	NM	NM	NM	NM	NM	NM	NM	NM	NM	NM	NM	NM	NM	NM	NM	NM	NM	NM	<1.0	<1.0	<1.0	<1.0	NM	NM	NM	<1.0	<1.0	<1.0	210*	NE
Phenanthrene	NM	NM	NM	NM	NM	NM	NM	NM	NM	NM	NM	NM	NM	NM	NM	NM	NM	NM	NM	<0.050	<0.050	<0.050	<0.050	NM	NM	NM	<0.050	<0.050	<0.050	0.3	NE

Notes:
NM = Not Measured
NE = Not Established
Values **bolded and shaded** indicate an exceedance of one or more applicable RSR criteria
ug/l = micrograms per liter
mg/l = milligrams per liter
VOCs = Volatile Organic Compounds
SVOCs = Semi Volatile Organic Compounds
EPA = Environmental Protection Agency
SWPC = Surface Water Protection Criteria
I/C Vol. Criteria = Industrial / Commercial Volatilization Criteria
† = MW-13 sample was passed through a 10 micron filter during the October 12, 2011 sampling event for total metals
Nickel was detected in MW-13 (filtered with a 10 micron filter) at 0.038 mg/l during the October 12, 2011 sampling event
* Additional Polluting Substances and Certain Alternative Criteria
[D] Dissolved metals concentration

APEX

Table 1
Historical Groundwater Monitoring Data
Detected Analytes

Eversource Energy
Former CL&P Area Work Center
1654 King Street
Enfield, Connecticut
2003 to Present

Well ID	RW-2																												SWPC	I/C Vol. Criteria
Year	2003	2004		2005		2006		2007			2008			2009				2010				2011				2012	2014	2015	2016		
Day	30-Oct	6-Apr	20-Oct	6-Apr	20-Oct	11-Apr	11-Oct	25-Apr	27-Jul	23-Oct	8-Apr	17-Jul	15-Oct	20-Jan	23-Apr	28-Jul	20-Oct	13-Jan	6-Apr	8-Jul	19-Oct	24-Jan	20-Apr	12-Jul	11-Oct	23-Jan	25-Apr	6-May	12-May		
VOCs via EPA 8260 (ug/l)																														
Benzene	<0.5	<0.5	<0.6	<0.5	<1.0	<1.0	<1.0	<1.0	<1.0	<1.0	<1.0	<0.5	<0.5	NM	<0.5	<0.50	<0.50	<0.50	<0.50	<0.50	<0.50	<0.50	NM	NM	NM	NM	<0.50	<0.50	<0.50	10,000*	50,000
Bromodichloromethane	<0.5	<0.5	<0.4	<0.5	<2.0	<1.0	<1.0	<1.0	<1.0	<1.0	<1.0	<0.5	<0.5	NM	<0.5	<0.50	<0.50	<5.0	<0.50	<0.50	<0.50	<0.50	NM	NM	NM	NM	<0.50	<0.50	<0.50	710	530
Bromomethane	<1.0	<1.0	<1.2	<1.0	<2.0	<5.0	<2.0	<2.0	<2.0	<2.0	<5.0	<1.0	<2.0	NM	<6.0	<5.0	<5.0	<0.50	<0.50	<0.50	<0.50	<0.50	NM	NM	NM	NM	<1.0	<1.0	<2.0	510*	35*
2-Butanone (MEK)	<5.0	<5.0	<10.0	<5.0	<20.0	<20.0	<20.0	<20.0	<20.0	<20.0	<20.0	<2.0	<2.0	NM	<2.0	<2.0	<2.0	<2.0	<2.0	<2.0	<2.0	<5.0	NM	NM	NM	NM	<5.0	<5.0	<10	160*	1100*
n-Butylbenzene	<0.5	<0.5	<0.7	<0.5	<2.0	<1.0	<1.0	<1.0	<1.0	<1.0	<1.0	<1.0	<0.5	NM	<0.5	<1.0	<1.0	<1.0	<1.0	<1.0	<1.0	<1.0	NM	NM	NM	NM	<1.0	<1.0	<1.0	10,000*	50,000
sec-Butylbenzene	<0.5	<0.5	<0.6	<0.5	<1.0	<1.0	<1.0	<1.0	<1.0	<1.0	<1.0	<0.5	<0.5	NM	<0.5	<1.0	<1.0	<1.0	<1.0	<1.0	<1.0	<1.0	NM	NM	NM	NM	<1.0	<1.0	<1.0	10,000*	21,800*
tert-Butylbenzene	<0.5	<0.5	<0.8	<0.5	<2.0	<1.0	<1.0	<1.0	<1.0	<1.0	<1.0	<0.5	<0.5	NM	<0.5	<1.0	<1.0	<1.0	<1.0	<1.0	<1.0	<1.0	NM	NM	NM	NM	<1.0	<1.0	<1.0	10,000*	20,100*
Chlorobenzene	<0.5	<0.5	<0.6	<0.5	<1.0	<1.0	<1.0	<1.0	<1.0	<1.0	<1.0	<0.5	<0.5	NM	<0.5	<0.50	<0.50	<0.50	<0.50	<0.50	<0.50	<0.50	NM	NM	NM	NM	<0.50	<0.50	<0.50	10,000*	25,300*
Chloroform	<0.5	<0.5	<0.8	<0.5	<2.0	<2.0	<2.0	<2.0	<2.0	<2.0	<2.0	<0.5	<0.5	NM	<0.5	<0.50	<0.50	<0.50	<0.50	<0.50	<0.50	<0.50	NM	NM	NM	NM	<0.50	<0.50	<0.50	420,000	6,150
2-Chlorotoluene	<0.5	<0.5	<0.6	<0.5	<1.0	<1.0	<1.0	<1.0	<1.0	<1.0	<1.0	<0.5	<0.5	NM	<0.5	<0.50	<0.50	<0.50	<0.50	<0.50	<0.50	<0.50	NM	NM	NM	NM	<0.50	<0.50	<0.50	14,100	710
4-Chlorotoluene	<0.5	<0.5	<0.6	<0.5	<2.0	<1.0	<1.0	<1.0	<1.0	<1.0	<1.0	<0.5	<0.5	NM	<0.5	<0.50	<0.50	<0.50	<0.50	<0.50	<0.50	<0.50	NM	NM	NM	NM	<0.50	<0.50	<0.50	10,000*	28,300*
1,2-Dichlorobenzene	<0.5	<0.5	<0.8	<0.5	<1.0	<1.0	<1.0	<1.0	<1.0	<1.0	<1.0	<0.5	<0.5	NM	<0.5	<0.50	<0.50	<0.50	<0.50	<0.50	<0.50	<0.50	NM	NM	NM	NM	<0.50	<0.50	<0.50	10,000*	25,200*
1,4-Dichlorobenzene	<0.5	<0.5	<0.8	<0.5	<1.0	<1.0	<1.0	<1.0	<1.0	<1.0	<1.0	<0.5	<0.5	NM	<0.5	<0.50	<0.50	<0.50	<0.50	<0.50	<0.50	<0.50	NM	NM	NM	NM	<0.50	<0.50	<0.50	170,000	50,000
Dichlorodifluoromethane	<0.5	<0.5	<1.0	<0.5	<2.0	<2.0	<2.0	<2.0	<2.0	<2.0	<2.0	<0.5	<0.5	NM	<0.5	<1.0	<0.50	<0.50	<0.50	<0.50	<0.50	<0.50	NM	NM	NM	NM	<0.50	<0.50	<0.50	26,000	50,000
1,1-Dichloroethane	<0.5	<0.5	<0.7	<0.5	<1.0	<1.0	<1.0	1.1	1.4	<1.0	<1.0	<0.5	<0.5	NM	<0.5	<0.50	<0.50	<0.50	<0.50	<0.50	<0.50	<0.50	NM	NM	NM	NM	0.73	<0.50	<0.50	10,000*	720*
1,2-Dichloroethane	<0.5	<0.5	<0.9	<0.5	<1.0	<1.0	<1.0	<1.0	<1.0	<1.0	<1.0	<0.5	<0.5	NM	<0.5	<0.50	<0.50	<0.50	<0.50	<0.50	<0.50	<0.50	NM	NM	NM	NM	<5.0	<0.50	<0.50	4,100*	50,000
1,1-Dichloroethene	<0.5	<0.5	<0.6	<1.0	<1.0	<1.0	<1.0	<1.0	<1.0	<1.0	<1.0	<0.5	<0.5	NM	<0.5	<0.50	<0.50	<0.50	<0.50	<0.50	<0.50	<0.50	NM	NM	NM	NM	<0.50	<0.50	<0.50	2,970	90
1,2-Dichloropropane	<0.5	<0.5	<0.6	<0.5	<1.0	<1.0	<1.0	<1.0	<1.0	<1.0	<1.0	<0.5	<0.5	NM	<0.5	<0.50	<0.50	<0.50	<0.50	<0.50	<0.50	<0.50	NM	NM	NM	NM	<0.50	<0.50	<0.50	96	6
Ethylbenzene	<0.5	<0.5	<0.6	<0.5	<2.0	<1.0	<1.0	<1.0	<1.0	<1.0	<1.0	<0.5	<0.5	NM	<0.5	<0.50	<0.50	<0.50	<0.50	<0.50	<0.50	<0.50	NM	NM	NM	NM	<0.50	<0.50	<0.50	150*	60
Isopropylbenzene	<0.5	<0.5	<0.4	<0.5	<2.0	<1.0	<1.0	<1.0	<1.0	<1.0	<1.0	<0.5	<0.5	NM	<0.5	<0.50	<0.50	<0.50	<0.50	<0.50	<0.50	<0.50	NM	NM	NM	NM	<0.50	<0.50	<0.50	580,000	50,000
p-Isopropyltoluene	<0.5	<0.5	<0.7	<0.5	<2.0	<1.0	<1.0	<1.0	<1.0	<1.0	<1.0	<0.5	<0.5	NM	<0.5	<0.50	<0.50	<0.50	<0.50	<0.50	<0.50	<0.50	NM	NM	NM	NM	<0.50	<0.50	<0.50	210*	2,200*
Methyl tert-butyl ether (MTBE)	<0.5	<0.5	<0.8	<0.5	<1.0	<1.0	<1.0	<1.0	<1.0	<1.0	<1.0	<0.5	<0.5	NM	<0.5	<0.50	<0.50	<0.50	<0.50	<0.50	<0.50	<0.50	NM	NM	NM	NM	<0.50	<0.50	<0.50	200*	2,100*
Naphthalene	<0.5	<0.5	<1.0	<0.5	<3.0	<6.0	<2.0	10.3	<2.0	<2.0	<2.0	<5.0	<1.0	NM	<2.0	3.3	<2.0	4.4	<2.0	<2.0	<2.0	<2.0	NM	NM	NM	NM	<2.0	<2.0	<2.0	10,000*	50,000
n-Propylbenzene	<0.5	<0.5	<0.8	<0.5	<2.0	<1.0	<1.0	<1.0	<1.0	<1.0	<1.0	<0.5	<0.5	NM	<0.5	<1.0	<1.0	<1.0	<1.0	<1.0	<1.0	<1.0	NM	NM	NM	NM	<1.0	<1.0	<1.0	210	NE
Tetrachloroethene	<0.5	<0.5	<0.4	<0.5	<2.5	<1.0	<1.0	<1.0	<1.0	<1.0	<1.0	<0.5	<0.5	NM	<0.5	<1.0	<1.0	<1.0	<1.0	<1.0	<1.0	<1.0	NM	NM	NM	NM	<1.0	<1.0	<1.0	10,000*	2,900*
Toluene	<0.5	<0.5	<0.7	<0.5	<1.0	<1.0	<1.0	<1.0	<1.0	<1.0	<1.0	<0.5	<0.5	NM	<0.5	<1.0	<1.0	<1.0	<1.0	<1.0	<1.0	<1.0	NM	NM	NM	NM	<1.0	<1.0	<1.0	88	3,820
1,2,4-Trichlorobenzene	<0.5	<0.5	<0.7	<0.5	<3.0	<5.0	<1.0	<1.0	<1.0	<1.0	<1.0	<0.5	<0.5	NM	<2.0	<3.0	<0.50	<0.50	<0.50	<0.50	<0.50	<0.50	NM	NM	NM	NM	<0.50	<2.0	<0.50	4,000,000	50,000
1,1,1-Trichloroethane	<0.5	<0.5	<0.9	<0.5	1.6	<1.0	<1.0	5.3	<1.0	<1.0	1.3	<0.5	<0.5	NM	<0.5	<0.50	<0.50	<0.50	<0.50	<0.50	<0.50	<0.50	NM	NM	NM	NM	3.4	0.81	<0.50	9.6*	660*
1,1,2-Trichloroethane	<0.5	<0.5	<0.7	<0.5	<1.0	<1.0	<1.0	<1.0	<1.0	<1.0	<1.0	<0.5	<0.5	NM	<0.5	<0.50	<0.50	<0.50	<0.50	<0.50	<0.50	<0.50	NM	NM	NM	NM	<0.50	<0.50	<0.50	62,000	50,000
Trichloroethene	<0.5	<0.5	<1.0	<0.5	<1.0	<1.0	<1.0	<1.0	<1.0	<1.0	<1.0	<0.5	<0.5	NM	<0.5	<1.0	<1.0	<1.0	<1.0	<1.0	<1.0	<1.0	NM	NM	NM	NM	<1.0	<1.0	<1.0	1,260	19,600
1,2,4-Trimethylbenzene	<0.5	<0.5	<0.7	1.3	<2.0	<1.0	<1.0	<1.0	<1.0	<1.0	<1.0	<0.5	<0.5	NM	<0.5	<0.50	<0.50	<0.50	<0.50	<0.50	<0.50	<0.50	NM	NM	NM	NM	<0.50	<0.50	<0.50	2,340	540
1,3,5-Trimethylbenzene	<0.5	<0.5	<1.0	<0.5	<2.0	<1.0	<1.0	<1.0	<1.0	<1.0	<1.0	<0.5	<0.5	NM	<0.5	<0.50	<0.50	<0.50	<0.50	<0.50	<0.50	<0.50	NM	NM	NM	NM	<0.50	<0.50	<0.50	150*	12,800*
Xylenes, total	<1.0	<1.0	<1.3	<1.0	<4.0	<2.0	<2.0	<2.0	<2.0	<2.0	<2.0	<1.0	<1.0	NM	<1.0	<2.0	<2.0	<2.0	<2.0	<2.0	<2.0	<2.0	NM	NM	NM	NM	<2.0	<2.0	<2.0	270*	50,000
Total Metals (mg/l)																														
Arsenic	NM	NM	NM	NM	NM	NM	NM	NM	NM	NM	NM	NM	NM	NM	NM	NM	NM	NM	NM	NM	<0.0020	<0.0020	<0.0020	<0.002	NM	<0.0020	<0.0020	<0.0020	<0.0020	0.004	NE
Barium	NM	NM	NM	NM	NM	NM	NM	NM	NM	NM	NM	NM	NM	NM	NM	NM	NM	NM	NM	NM	0.053	<0.050	<0.050	0.064	NM	<0.050	0.083	<0.050	<0.050	2.2*	NE
Silver	NM	NM	NM	NM	NM	NM	NM	NM	NM	NM	NM	NM	NM	NM	NM	NM	NM	NM	NM	NM	<0.0025	<0.0025	<0.0025	<0.0025	NM	<0.0025	<0.0025	<0.0025	<0.0025	0.012	NE
Zinc	NM	NM	NM	NM	NM	NM	NM	NM	NM	NM	NM	NM	NM	NM	NM	NM	NM	NM	NM	NM	0.170	<0.050	<0.050	<0.050	NM	<0.050	0.12	0.074	<0.050	0.123	NE
SVOCs via EPA 8270 (ug/l)																														
Benzo(a)anthracene	NM	NM	NM	NM	NM	NM	NM	NM	NM	NM	NM	NM	NM	NM	NM	NM	NM	NM	NM	NM	<0.050	<0.050	<0.050	<0.050	<0.050	NM	<0.050	<0.050	<0.047	0.3	NE
Benzo(a)pyrene	NM	NM	NM	NM	NM	NM	NM	NM	NM	NM	NM	NM	NM	NM	NM	NM	NM	NM	NM	NM	<0.10	<0.10	<0.10	<0.10	<0.10	NM	<0.10	<0.10	<0.094	0.3	NE
Benzo(b)fluoranthene	NM	NM	NM	NM	NM	NM	NM	NM	NM	NM	NM	NM	NM	NM	NM	NM	NM	NM	NM	NM	<0.050	<0.050	<0.050	<0.050	<0.050	NM	0.060	<0.050	<0.047	0.3	NE
2-Methylnaphthalene	NM	NM	NM	NM	NM	NM	NM	NM	NM	NM	NM	NM	NM	NM	NM	NM	NM	NM	NM	NM	<1.0	<1.0	<1.0	<1.0	<1.0	NM	<1.0	<1.0	<0.94	62*	13,100*
Naphthalene	NM	NM	NM	NM	NM	NM	NM	NM	NM	NM	NM	NM	NM	NM	NM	NM	NM	NM	NM	NM	<1.0	<1.0	<1.0	<1.0	<1.0	NM	<1.0	<1.0	<0.94	210*	NE
Phenanthrene	NM	NM	NM	NM	NM	NM	NM	NM	NM	NM	NM	NM	NM	NM	NM	NM	NM	NM	NM	NM	<0.050	<0.050	<0.050	<0.050	<0.050	NM	<0.050	<0.050	<0.047	0.3	NE

Notes:
NM = Not Measured
NE = Not Established
Values **bolded and shaded** indicate an exceedance of one or more applicable RSR criteria
ug/l = micrograms per liter
mg/l = milligrams per liter
VOCs = Volatile Organic Compounds
SVOCs = Semi Volatile Organic Compounds
EPA = Environmental Protection Agency
SWPC = Surface Water Protection Criteria
I/C Vol. Criteria = Industrial / Commercial Volatilization Criteria
* Additional Polluting Substances and Certain Alternative Criteria



APPENDIX A

WELL SAMPLING LOGS

APEX COMPANIES, LLC
WELL PURGING-FIELD WATER QUALITY MEASUREMENTS FORM

Page 1 of 1

Location (Site/Facility Name): Eversource - Enfield Depth to _____(top)/_____(bottom) of screen

Well Number: MW-7 Date: 5/10/16

Field Personnel: M. Lachy Pump Intake at (ft. below MP): ~20'

Identify Monitoring Point: TOC Purging Device; (pump type): Geopump

Clock Time	Water Depth Below MP feet	Pump Dial	Purge Rate gal/min	Cum. Volume Purged gallons	Temp. C	Spec. Cond. uS/cm	pH	ORP/ Eh3 mv	DO mg/l	Turbidity NTU	Comments
Initial	6.03	--	--	--	--	--	--	--	--	--	DTB = 11.85
8:20	6.36	—	—	—	14.99	309	7.77	115.3	4.99	0.4	
8:25	6.48	—	—	—	14.77	305	7.51	120.4	4.97	0.1	
8:30	6.65	—	—	—	14.73	303	7.16	134.4	5.44	2.0	
8:35	6.81	—	—	—	14.69	304	7.08	140.1	5.63	0.0	
8:40	6.95	—	—	—	14.83	306	7.03	146.1	5.77	0.0	
8:45	7.03	—	—	—	14.88	307	7.01	149.7	5.52	0.0	
8:50	7.15	—	—	—	14.92	308	6.99	155.9	5.34	0.0	
8:55	7.29	—	—	—	14.87	308	6.97	156.6	9.40	0.0	
9:00	7.46	—	—	—	14.76	306	6.94	157.9	4.03	0.0	
9:05	7.63	—	—	—	14.67	304	6.92	157.1	3.36	0.0	
9:10	7.74	—	—	—	14.86	306	6.92	156.0	2.62	0.0	
9:15	7.85	—	—	—	15.05	308	6.91	158.4	2.40	0.0	
9:20	7.94	—	—	1.75	15.24	310	6.90	156.0	2.12	0.0	

SAMPLED @ 9:25

Temperature (3%); Spec. Cond (3%); pH (+/-0.1); ORP/Eh3 (+/-10mv); DO (10%); Turbidity (10% values >5 NTU or three values less than 5 NTU)

Stabilized (circle) YES NO If no, why? DO

C:\Documents and Settings\...\Microsoft\Windows\Temporary Internet Files\Content.Outlook\2RS29IXG\Low Flow Form

APEX COMPANIES, LLC
WELL PURGING-FIELD WATER QUALITY MEASUREMENTS FORM

Page 1 of 1

Location (Site/Facility Name): Eversource - Enfield — Depth to _____(top)/_____(bottom) of screen

Well Number: MW-12 Date: 5/10/16

Field Personnel: M. Lodny — Pump Intake at (ft. below MP): ~20'

Identify Monitoring Point: TOC — Purging Device; (pump type): Geopump

Clock Time	Water Depth Below MP feet	Pump Dial	Purge Rate gal/min	Cum. Volume Purged gallons	Temp. C	Spec. Cond. uS/cm	pH	ORP/ Eh3 mv	DO mg/l	Turbidity NTU	Comments
Initial	5.67	--	--	--	--	--	--	--	--	--	DTB - 21.72
12:10	5.79	—	—	—	16.84	440	6.74	-75.0	1.63	4.3	
12:15	5.90	—	—	—	15.85	430	6.65	-85.0	0.77	2.0	
12:20	6.02	—	—	—	15.75	428	6.70	-95.9	0.58	0.0	
12:25	6.08	—	—	—	15.77	428	6.71	-99.8	0.56	0.0	
12:30	6.19	—	—	—	15.57	426	6.72	-99.8	0.47	1.9	
12:35	6.19	—	—	—	15.85	428	6.72	-102.8	0.50	0.4	
12:40	6.19	—	—	—	15.91	429	6.73	-104.2	0.47	1.5	
12:45	6.19	—	—	1 gal	15.87	429	6.73	-105.2	0.46	0.0	
←						SAMPLED @		12:50			→

Temperature (3%); Spec. Cond (3%); pH (+/-0.1); ORP/Eh3 (+/-10mv); DO (10%); Turbidity (10% values >5 NTU or three values less than 5 NTU)

Stabilized (circle) YES NO — If no, why? _____

(MS/MSD)

C:\Documents and Settings\...\Microsoft\Windows\Temporary Internet Files\Content.Outlook\2RS29JXG\Low Flow Form

APEX COMPANIES, LLC
WELL PURGING-FIELD WATER QUALITY MEASUREMENTS FORM

Page 1 of 2

Location (Site/Facility Name): Eversource - Enfield — Depth to _____(top)/_____(bottom) of screen

Well Number: MW-13 Date: 5/10/16

Field Personnel: M. Ladny — Pump Intake at (ft. below MP): ~17.5'

Identify Monitoring Point: TOC — Purging Device; (pump type): Geopump

Clock Time	Water Depth Below MP feet	Pump Dial	Purge Rate gal/min	Cum. Volume Purged gallons	Temp. C	Spec. Cond. uS/cm	pH	ORP/ Eh3 mv	DO mg/l	Turbidity NTU	Comments
Initial	10.75	--	--	--	--	--	--	--	--	--	DTB: 19.17
9:55	11.00	—	—	—	15.73	229	7.33	132.3	0.0	321.5	
10:00	11.07	—	—	—	15.76	227	7.16	109.8	0.60	316.5	
10:05	11.13	—	—	—	15.81	227	7.12	107.5	0.59	305.1	
10:10	11.21	—	—	—	15.99	227	7.11	104.9	6.56	316.2	
10:15	11.34	—	—	—	16.15	229	7.10	102.5	0.53	308.1	
10:20	11.41	—	—	—	16.50	231	7.07	101.1	0.53	259.2	
10:25	11.47	—	—	—	16.63	231	7.04	95.1	0.50	290.2	
10:30	11.55	—	—	—	16.49	231	7.04	97.5	0.49	271.9	
10:35	11.61	—	—	—	17.01	233	7.01	99.0	0.50	253.8	
10:40	11.66	—	—	—	16.87	233	7.02	97.1	0.51	250.6	
10:45	11.74	—	—	—	16.42	231	7.00	97.9	0.45	281.6	
10:50	11.80	—	—	—	16.34	230	7.00	97.4	0.44	266.3	
10:55	11.95	—	—	—	15.85	228	7.0	96.7	0.42	325.1	

Temperature (3%); Spec. Cond (3%); pH (+/-0.1); ORP/Eh3 (+/-10mv); DO (10%); Turbidity (10% values >5 NTU or three values less than 5 NTU)

Stabilized (circle) YES NO If no, why?_____

C:\Documents and Settings\...\Local\Microsoft\Windows\Temporary Internet Files\Content.Outlook\2RS29JXG\Low Flow Form

APEX COMPANIES, LLC
WELL PURGING-FIELD WATER QUALITY MEASUREMENTS FORM

Page 2 of 2

Location (Site/Facility Name): Eversource - Enfield

Depth to _____(top)/_____(bottom) of screen

Well Number: MW-13 Date: 5/10/16

Field Personnel: M. Ladny

Pump Intake at (ft. below MP): ~17.5'

Identify Monitoring Point: TOC

Purging Device; (pump type): Geopump

Clock Time	Water Depth Below MP feet	Pump Dial	Purge Rate gal/min	Cum. Volume Purged gallons	Temp. C	Spec. Cond. uS/cm	pH	ORP/ Eh3 mv	DO mg/l	Turbidity NTU	Comments
Initial	--	--	--	--	--	--	--	--	--	--	
11:00	12.02	—	—	—	15.77	228	6.98	95.5	0.40	315.9	
11:05	12.07	—	—	—	15.82	228	6.98	94.5	0.39	259.2	
11:10	12.16	—	—	—	15.79	228	6.98	94.2	0.39	217.1	
11:15	12.23	—	—	—	15.81	228	6.97	94.4	0.39	208.3	
11:20	12.34	—	—	—	15.79	229	6.97	89.0	0.38	175.4	
11:25	12.40	—	—	—	16.13	230	6.98	91.7	0.39	450.4	
11:30	12.46	—	—	2.5 gal	16.24	230	6.99	94.9	0.40	435.6	
						SAMPLED	@	11:35			

Temperature (3%); Spec. Cond (3%); pH (+/-0.1); ORP/Eh3 (+/-10mv); DO (10%); Turbidity (10% values >5 NTU or three values less than 5 NTU)

Stabilized (circle) YES NO If no, why? NTU

Field filter for dissolved metals.

APEX COMPANIES, LLC
WELL PURGING-FIELD WATER QUALITY MEASUREMENTS FORM

Page 1 of 2

Location (Site/Facility Name): Eversource - Enfield

Depth to _____(top)/_____(bottom) of screen

Well Number: RW-2 Date: 5/12/16

Field Personnel: M. Lodge

Pump Intake at (ft. below MP): ~ -21'

Identify Monitoring Point: Top of manhole cover

Purging Device; (pump type): Geopump

Clock Time	Water Depth Below MP feet	Pump Dial	Purge Rate gal/min	Cum. Volume Purged gallons	Temp. C	Spec. Cond. uS/cm	pH	ORP/ Eh3 mv	DO mg/l	Turbidity NTU	Comments
Initial	5.74	--	--	--	--	--	--	--	--	--	DTB - 22-88
8:40	5.96	—	—	—	13.39	162	8.01	-136.0	0.77	95.9	
8:45	6.07	—	—	—	13.46	161	7.64	-140.7	0.59	70.2	
8:50	6.14	—	—	—	13.48	161	7.52	-149.6	0.54	70.4	
8:55	6.20	—	—	—	13.49	161	7.51	-155.4	0.50	69.3	
9:00	6.28	—	—	—	13.51	161	7.50	-161.7	0.48	67.6	
9:05	6.36	—	—	—	13.55	161	7.51	-166.8	0.47	69.8	
9:10	6.45	—	—	—	13.61	161	7.51	-168.4	0.45	58.0	
9:15	6.53	—	—	—	13.72	161	7.50	-169.7	0.44	56.1	
9:20	6.61	—	—	—	13.78	162	7.50	-171.3	0.43	53.3	
9:25	6.69	—	—	—	13.80	162	7.47	-173.2	0.42	50.3	
9:30	6.76	—	—	—	13.78	162	7.47	-169.4	0.42	45.9	
9:35	6.86	—	—	—	13.79	162	7.49	-168.2	0.41	46.8	
9:40	7.02	—	—	—	13.76	161	7.47	-167.9	0.41	45.8	

Temperature (3%); Spec. Cond (3%); pH (+/-0.1); ORP/Eh3 (+/-10mv); DO (10%); Turbidity (10% values >5 NTU or three values less than 5 NTU)

Stabilized (circle) YES NO If no, why?_____

APEX COMPANIES, LLC
WELL PURGING-FIELD WATER QUALITY MEASUREMENTS FORM

Location (Site/Facility Name): Eversource - Enfield — Depth to _____(top)/_____(bottom) of screen

Well Number: RW-2 Date: 5/12/16

Field Personnel: M. Lachy — Pump Intake at (ft. below MP): ~21'

Identify Monitoring Point: Top of manhole cover nw — Purging Device; (pump type): Geopump

Clock Time	Water Depth Below MP feet	Pump Dial	Purge Rate gal/min	Cum. Volume Purged gallons	Temp. C	Spec. Cond. uS/cm	pH	ORP/ Eh3 mv	DO mg/l	Turbidity NTU	Comments
Initial	5.76	--	--	--	--	--	--	--	--	--	DTB 22.88
9:45	7.09	—	—	—	13.68	162	7.45	-167.7	0.40	37.1	
9:50	7.18	—	—	—	13.77	161	7.47	-167.5	0.40	40.2	
9:55	7.24	—	—	—	13.82	162	7.48	-168.0	0.39	38.9	
10:00	7.33	—	—	—	13.92	162	7.47	-168.1	0.39	36.7	
10:05	7.45	—	—	—	14.04	163	7.45	-166.0	0.39	35.0	
10:10	7.51	—	—	—	13.99	163	7.45	-165.7	0.40	35.6	
10:15	7.59	—	—	2.5 gals	14.31	163	7.44	-166.6	0.39	33.6	
←					SAMPLED	@	10:20				→

Temperature (3%); Spec. Cond (3%); pH (+/-0.1); ORP/Eh3 (+/-10mv); DO (10%); Turbidity (10% values >5 NTU or three values less than 5 NTU)

Stabilized (circle) YES (NO) If no, why? DUP20160512

C:\Users\...\Microsoft\Windows\Temporary Internet Files\Content.Outlook\2RS29IXG\Low Flow Form



APPENDIX B

LABORATORY ANALYTICAL REPORT - GROUNDWATER

con-test® ANALYTICAL LABORATORY
39 Spruce Street * East Longmeadow, MA 01028 * FAX 413/525-6405 * TEL. 413/525-2332

May 23, 2016

Donna L. Kask
Apex Companies, LLC - South Windsor, CT
58 (H) Connecticut Avenue
South Windsor, CT 06074

Project Location: 1654 King St., Enfield, CT
Client Job Number:
Project Number: 6089-012
Laboratory Work Order Number: 16E0554

Enclosed are results of analyses for samples received by the laboratory on May 12, 2016. If you have any questions concerning this report, please feel free to contact me.

Sincerely,



James M. Georgantas
Project Manager

Table of Contents

Sample Summary 4
Case Narrative 5
Sample Results 6
16E0554-01 6
16E0554-02 8
16E0554-03 12
16E0554-04 17
16E0554-05 21
16E0554-06 26
16E0554-07 31
Sample Preparation Information 35
QC Data 37
Volatile Organic Compounds by GC/MS 37
B149590 37
Semivolatile Organic Compounds by GC/MS 43
B149246 43
Metals Analyses (Total) 46
B149368 46
B149576 46
B149624 48
Metals Analyses (Dissolved) 50
B149511 50
B149658 50
Flag/Qualifier Summary 52
Certifications 53

Table of Contents (continued)

Chain of Custody/Sample Receipt 56

con-test® ANALYTICAL LABORATORY
39 Spruce Street * East Longmeadow, MA 01028 * FAX 413/525-6405 * TEL. 413/525-2332

Apex Companies, LLC - South Windsor, CT
58 (H) Connecticut Avenue
South Windsor, CT 06074
ATTN: Donna L. Kask

REPORT DATE: 5/23/2016
PURCHASE ORDER NUMBER:
PROJECT NUMBER: 6089-012

ANALYTICAL SUMMARY

WORK ORDER NUMBER: 16E0554

The results of analyses performed on the following samples submitted to the CON-TEST Analytical Laboratory are found in this report.

PROJECT LOCATION: 1654 King St., Enfield, CT

FIELD SAMPLE #	LAB ID:	MATRIX	SAMPLE DESCRIPTION	TEST	SUB LAB
TB20160510	16E0554-01	Trip Blank Water		SW-846 8260C	
MW-7	16E0554-02	Ground Water		SW-846 6020A-B	
				SW-846 7470A	
				SW-846 8260C	
				SW-846 8270D	
MW-13	16E0554-03	Ground Water		SW-846 6020A-B	
				SW-846 7470A	
				SW-846 8260C	
				SW-846 8270D	
MW-12	16E0554-04	Ground Water		SW-846 6020A-B	
				SW-846 7470A	
				SW-846 8260C	
				SW-846 8270D	
RW-2	16E0554-05	Ground Water		SW-846 6020A-B	
				SW-846 7470A	
				SW-846 8260C	
				SW-846 8270D	
DUP20160512	16E0554-06	Ground Water		SW-846 6020A-B	
				SW-846 7470A	
				SW-846 8260C	
				SW-846 8270D	
EB20160512	16E0554-07	Equipment Blank Water		SW-846 6020A-B	
				SW-846 7470A	
				SW-846 8260C	
				SW-846 8270D	

con-test® ANALYTICAL LABORATORY
39 Spruce Street * East Longmeadow, MA 01028 * FAX 413/525-6405 * TEL. 413/525-2332

CASE NARRATIVE SUMMARY

All reported results are within defined laboratory quality control objectives unless listed below or otherwise qualified in this report.

SW-846 8260C

Qualifications:

MS-09

Matrix spike recovery and/or matrix spike duplicate recovery outside of control limits. Possibility of sample matrix effects that lead to a low bias for reported result or non-homogeneous sample aliquots cannot be eliminated.

Analyte & Samples(s) Qualified:

Bromomethane
16E0554-04[MW-12], B149590-MS1, B149590-MSD1

Dichlorodifluoromethane (Freon 1
16E0554-04[MW-12], B149590-MS1, B149590-MSD1

MS-12

Matrix spike recovery and matrix spike duplicate recovery outside of control limits. Possibility of sample matrix effects that lead to a high bias for reported result or non-homogeneous sample aliquots cannot be eliminated.

Analyte & Samples(s) Qualified:

Tetrahydrofuran
16E0554-04[MW-12], B149590-MS1, B149590-MSD1

SW-846 8270D

Qualifications:

R-05

Laboratory fortified blank duplicate RPD is outside of control limits. Reduced precision is anticipated for any reported value for this compound.

Analyte & Samples(s) Qualified:

Pyrene (low)
16E0554-02[MW-7], 16E0554-03[MW-13], 16E0554-04[MW-12], 16E0554-05[RW-2], 16E0554-06[DUP20160512], 16E0554-07[EB20160512], B149246-BLK1, B149246-BS1, B149246-BSD1, B149246-MS1, B149246-MSD1

SW-846 6010C/D SW-846 6020A/B

For NC, Metals methods SW-846 6010D and SW-846 6020B are followed, and for all other states methods SW-846 6010C and SW-846 6020A are followed.

SW-846 8260C

All water reporting limits specified on the chain-of-custody were met except for Acrylonitrile, where the most protective criteria are not met since the laboratory cannot achieve the required RCP calibration criteria at these levels, unless otherwise listed in this narrative.

The results of analyses reported only relate to samples submitted to the Con-Test Analytical Laboratory for testing.
I certify that the analyses listed above, unless specifically listed as subcontracted, if any, were performed under my direction according to the approved methodologies listed in this document, and that based upon my inquiry of those individuals immediately responsible for obtaining the information, the material contained in this report is, to the best of my knowledge and belief, accurate and complete.

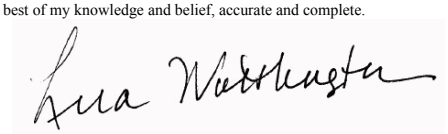

Lisa A. Worthington
Project Manager

con-test® ANALYTICAL LABORATORY
39 Spruce Street * East Longmeadow, MA 01028 * FAX 413/525-6405 * TEL. 413/525-2332

Project Location: 1654 King St., Enfield, CT | Sample Description: | Work Order: 16E0554

Date Received: 5/12/2016

Field Sample #: TB20160510 | Sampled: 5/10/2016 08:00

Sample ID: 16E0554-01

Sample Matrix: Trip Blank Water

Volatile Organic Compounds by GC/MS

Analyte	Results	RL	Units	Dilution	Flag/Qual	Method	Date Prepared	Date/Time Analyzed	Analyst
Acetone	ND	10	µg/L	1		SW-846 8260C	5/19/16	5/19/16 23:07	EEH
Acrylonitrile	ND	2.0	µg/L	1		SW-846 8260C	5/19/16	5/19/16 23:07	EEH
Benzene	ND	0.50	µg/L	1		SW-846 8260C	5/19/16	5/19/16 23:07	EEH
Bromobenzene	ND	0.50	µg/L	1		SW-846 8260C	5/19/16	5/19/16 23:07	EEH
Bromodichloromethane	ND	0.50	µg/L	1		SW-846 8260C	5/19/16	5/19/16 23:07	EEH
Bromoform	ND	0.50	µg/L	1		SW-846 8260C	5/19/16	5/19/16 23:07	EEH
Bromomethane	ND	2.0	µg/L	1		SW-846 8260C	5/19/16	5/19/16 23:07	EEH
2-Butanone (MEK)	ND	10	µg/L	1		SW-846 8260C	5/19/16	5/19/16 23:07	EEH
n-Butylbenzene	ND	1.0	µg/L	1		SW-846 8260C	5/19/16	5/19/16 23:07	EEH
sec-Butylbenzene	ND	1.0	µg/L	1		SW-846 8260C	5/19/16	5/19/16 23:07	EEH
tert-Butylbenzene	ND	1.0	µg/L	1		SW-846 8260C	5/19/16	5/19/16 23:07	EEH
Carbon Disulfide	ND	5.0	µg/L	1		SW-846 8260C	5/19/16	5/19/16 23:07	EEH
Carbon Tetrachloride	ND	0.50	µg/L	1		SW-846 8260C	5/19/16	5/19/16 23:07	EEH
Chlorobenzene	ND	0.50	µg/L	1		SW-846 8260C	5/19/16	5/19/16 23:07	EEH
Chlorodibromomethane	ND	0.50	µg/L	1		SW-846 8260C	5/19/16	5/19/16 23:07	EEH
Chloroethane	ND	1.0	µg/L	1		SW-846 8260C	5/19/16	5/19/16 23:07	EEH
Chloroform	ND	0.50	µg/L	1		SW-846 8260C	5/19/16	5/19/16 23:07	EEH
Chloromethane	ND	2.0	µg/L	1		SW-846 8260C	5/19/16	5/19/16 23:07	EEH
2-Chlorotoluene	ND	0.50	µg/L	1		SW-846 8260C	5/19/16	5/19/16 23:07	EEH
4-Chlorotoluene	ND	0.50	µg/L	1		SW-846 8260C	5/19/16	5/19/16 23:07	EEH
1,2-Dibromo-3-chloropropane (DBCP)	ND	2.0	µg/L	1		SW-846 8260C	5/19/16	5/19/16 23:07	EEH
1,2-Dibromoethane (EDB)	ND	0.50	µg/L	1		SW-846 8260C	5/19/16	5/19/16 23:07	EEH
Dibromomethane	ND	0.50	µg/L	1		SW-846 8260C	5/19/16	5/19/16 23:07	EEH
1,2-Dichlorobenzene	ND	0.50	µg/L	1		SW-846 8260C	5/19/16	5/19/16 23:07	EEH
1,3-Dichlorobenzene	ND	0.50	µg/L	1		SW-846 8260C	5/19/16	5/19/16 23:07	EEH
1,4-Dichlorobenzene	ND	0.50	µg/L	1		SW-846 8260C	5/19/16	5/19/16 23:07	EEH
trans-1,4-Dichloro-2-butene	ND	5.0	µg/L	1		SW-846 8260C	5/19/16	5/19/16 23:07	EEH
Dichlorodifluoromethane (Freon 12)	ND	0.50	µg/L	1		SW-846 8260C	5/19/16	5/19/16 23:07	EEH
1,1-Dichloroethane	ND	0.50	µg/L	1		SW-846 8260C	5/19/16	5/19/16 23:07	EEH
1,2-Dichloroethane	ND	0.50	µg/L	1		SW-846 8260C	5/19/16	5/19/16 23:07	EEH
1,1-Dichloroethylene	ND	0.50	µg/L	1		SW-846 8260C	5/19/16	5/19/16 23:07	EEH
cis-1,2-Dichloroethylene	ND	0.50	µg/L	1		SW-846 8260C	5/19/16	5/19/16 23:07	EEH
trans-1,2-Dichloroethylene	ND	1.0	µg/L	1		SW-846 8260C	5/19/16	5/19/16 23:07	EEH
1,2-Dichloropropane	ND	0.50	µg/L	1		SW-846 8260C	5/19/16	5/19/16 23:07	EEH
1,3-Dichloropropane	ND	0.50	µg/L	1		SW-846 8260C	5/19/16	5/19/16 23:07	EEH
2,2-Dichloropropane	ND	0.50	µg/L	1		SW-846 8260C	5/19/16	5/19/16 23:07	EEH
1,1-Dichloropropene	ND	0.50	µg/L	1		SW-846 8260C	5/19/16	5/19/16 23:07	EEH
cis-1,3-Dichloropropene	ND	0.50	µg/L	1		SW-846 8260C	5/19/16	5/19/16 23:07	EEH
trans-1,3-Dichloropropene	ND	0.50	µg/L	1		SW-846 8260C	5/19/16	5/19/16 23:07	EEH
Ethylbenzene	ND	0.50	µg/L	1		SW-846 8260C	5/19/16	5/19/16 23:07	EEH
Hexachlorobutadiene	ND	0.40	µg/L	1		SW-846 8260C	5/19/16	5/19/16 23:07	EEH
2-Hexanone (MBK)	ND	10	µg/L	1		SW-846 8260C	5/19/16	5/19/16 23:07	EEH
Isopropylbenzene (Cumene)	ND	0.50	µg/L	1		SW-846 8260C	5/19/16	5/19/16 23:07	EEH
p-Isopropyltoluene (p-Cymene)	ND	0.50	µg/L	1		SW-846 8260C	5/19/16	5/19/16 23:07	EEH

con-test® ANALYTICAL LABORATORY
39 Spruce Street * East Longmeadow, MA 01028 * FAX 413/525-6405 * TEL. 413/525-2332

Project Location: 1654 King St., Enfield, CT | Sample Description: | Work Order: 16E0554

Date Received: 5/12/2016

Field Sample #: TB20160510 | Sampled: 5/10/2016 08:00

Sample ID: 16E0554-01

Sample Matrix: Trip Blank Water

Volatile Organic Compounds by GC/MS

Analyte	Results	RL	Units	Dilution	Flag/Qual	Method	Date Prepared	Date/Time Analyzed	Analyst
Methyl tert-Butyl Ether (MTBE)	ND	0.50	µg/L	1		SW-846 8260C	5/19/16	5/19/16 23:07	EEH
Methylene Chloride	ND	5.0	µg/L	1		SW-846 8260C	5/19/16	5/19/16 23:07	EEH
4-Methyl-2-pentanone (MIBK)	ND	5.0	µg/L	1		SW-846 8260C	5/19/16	5/19/16 23:07	EEH
Naphthalene	ND	2.0	µg/L	1		SW-846 8260C	5/19/16	5/19/16 23:07	EEH
n-Propylbenzene	ND	1.0	µg/L	1		SW-846 8260C	5/19/16	5/19/16 23:07	EEH
Styrene	ND	1.0	µg/L	1		SW-846 8260C	5/19/16	5/19/16 23:07	EEH
1,1,1,2-Tetrachloroethane	ND	0.50	µg/L	1		SW-846 8260C	5/19/16	5/19/16 23:07	EEH
1,1,2,2-Tetrachloroethane	ND	0.50	µg/L	1		SW-846 8260C	5/19/16	5/19/16 23:07	EEH
Tetrachloroethylene	ND	1.0	µg/L	1		SW-846 8260C	5/19/16	5/19/16 23:07	EEH
Tetrahydrofuran	ND	10	µg/L	1		SW-846 8260C	5/19/16	5/19/16 23:07	EEH
Toluene	ND	1.0	µg/L	1		SW-846 8260C	5/19/16	5/19/16 23:07	EEH
1,2,3-Trichlorobenzene	ND	0.50	µg/L	1		SW-846 8260C	5/19/16	5/19/16 23:07	EEH
1,2,4-Trichlorobenzene	ND	0.50	µg/L	1		SW-846 8260C	5/19/16	5/19/16 23:07	EEH
1,1,1-Trichloroethane	ND	0.50	µg/L	1		SW-846 8260C	5/19/16	5/19/16 23:07	EEH
1,1,2-Trichloroethane	ND	0.50	µg/L	1		SW-846 8260C	5/19/16	5/19/16 23:07	EEH
Trichloroethylene	ND	1.0	µg/L	1		SW-846 8260C	5/19/16	5/19/16 23:07	EEH
Trichlorofluoromethane (Freon 11)	ND	2.0	µg/L	1		SW-846 8260C	5/19/16	5/19/16 23:07	EEH
1,2,3-Trichloropropane	ND	0.50	µg/L	1		SW-846 8260C	5/19/16	5/19/16 23:07	EEH
1,1,2-Trichloro-1,2,2-trifluoroethane (Freon 113)	ND	0.50	µg/L	1		SW-846 8260C	5/19/16	5/19/16 23:07	EEH
1,2,4-Trimethylbenzene	ND	0.50	µg/L	1		SW-846 8260C	5/19/16	5/19/16 23:07	EEH
1,3,5-Trimethylbenzene	ND	0.50	µg/L	1		SW-846 8260C	5/19/16	5/19/16 23:07	EEH
Vinyl Chloride	ND	1.0	µg/L	1		SW-846 8260C	5/19/16	5/19/16 23:07	EEH
m+p Xylene	ND	2.0	µg/L	1		SW-846 8260C	5/19/16	5/19/16 23:07	EEH
o-Xylene	ND	1.0	µg/L	1		SW-846 8260C	5/19/16	5/19/16 23:07	EEH

Surrogates	% Recovery	Recovery Limits	Flag/Qual	
1,2-Dichloroethane-d4	92.9	70-130		5/19/16 23:07
Toluene-d8	98.8	70-130		5/19/16 23:07
4-Bromofluorobenzene	99.9	70-130		5/19/16 23:07

con-test® ANALYTICAL LABORATORY
39 Spruce Street * East Longmeadow, MA 01028 * FAX 413/525-6405 * TEL. 413/525-2332

Project Location: 1654 King St., Enfield, CT | Sample Description: | Work Order: 16E0554

Date Received: 5/12/2016

Field Sample #: MW-7 | Sampled: 5/10/2016 09:25

Sample ID: 16E0554-02

Sample Matrix: Ground Water

Volatile Organic Compounds by GC/MS

Analyte	Results	RL	Units	Dilution	Flag/Qual	Method	Date Prepared	Date/Time Analyzed	Analyst
Acetone	ND	10	µg/L	1		SW-846 8260C	5/19/16	5/20/16 4:55	EEH
Acrylonitrile	ND	2.0	µg/L	1		SW-846 8260C	5/19/16	5/20/16 4:55	EEH
Benzene	ND	0.50	µg/L	1		SW-846 8260C	5/19/16	5/20/16 4:55	EEH
Bromobenzene	ND	0.50	µg/L	1		SW-846 8260C	5/19/16	5/20/16 4:55	EEH
Bromodichloromethane	ND	0.50	µg/L	1		SW-846 8260C	5/19/16	5/20/16 4:55	EEH
Bromoform	ND	0.50	µg/L	1		SW-846 8260C	5/19/16	5/20/16 4:55	EEH
Bromomethane	ND	2.0	µg/L	1		SW-846 8260C	5/19/16	5/20/16 4:55	EEH
2-Butanone (MEK)	ND	10	µg/L	1		SW-846 8260C	5/19/16	5/20/16 4:55	EEH
n-Butylbenzene	ND	1.0	µg/L	1		SW-846 8260C	5/19/16	5/20/16 4:55	EEH
sec-Butylbenzene	ND	1.0	µg/L	1		SW-846 8260C	5/19/16	5/20/16 4:55	EEH
tert-Butylbenzene	ND	1.0	µg/L	1		SW-846 8260C	5/19/16	5/20/16 4:55	EEH
Carbon Disulfide	ND	5.0	µg/L	1		SW-846 8260C	5/19/16	5/20/16 4:55	EEH
Carbon Tetrachloride	ND	0.50	µg/L	1		SW-846 8260C	5/19/16	5/20/16 4:55	EEH
Chlorobenzene	ND	0.50	µg/L	1		SW-846 8260C	5/19/16	5/20/16 4:55	EEH
Chlorodibromomethane	ND	0.50	µg/L	1		SW-846 8260C	5/19/16	5/20/16 4:55	EEH
Chloroethane	ND	1.0	µg/L	1		SW-846 8260C	5/19/16	5/20/16 4:55	EEH
Chloroform	ND	0.50	µg/L	1		SW-846 8260C	5/19/16	5/20/16 4:55	EEH
Chloromethane	ND	2.0	µg/L	1		SW-846 8260C	5/19/16	5/20/16 4:55	EEH
2-Chlorotoluene	ND	0.50	µg/L	1		SW-846 8260C	5/19/16	5/20/16 4:55	EEH
4-Chlorotoluene	ND	0.50	µg/L	1		SW-846 8260C	5/19/16	5/20/16 4:55	EEH
1,2-Dibromo-3-chloropropane (DBCP)	ND	2.0	µg/L	1		SW-846 8260C	5/19/16	5/20/16 4:55	EEH
1,2-Dibromoethane (EDB)	ND	0.50	µg/L	1		SW-846 8260C	5/19/16	5/20/16 4:55	EEH
Dibromomethane	ND	0.50	µg/L	1		SW-846 8260C	5/19/16	5/20/16 4:55	EEH
1,2-Dichlorobenzene	ND	0.50	µg/L	1		SW-846 8260C	5/19/16	5/20/16 4:55	EEH
1,3-Dichlorobenzene	ND	0.50	µg/L	1		SW-846 8260C	5/19/16	5/20/16 4:55	EEH
1,4-Dichlorobenzene	ND	0.50	µg/L	1		SW-846 8260C	5/19/16	5/20/16 4:55	EEH
trans-1,4-Dichloro-2-butene	ND	5.0	µg/L	1		SW-846 8260C	5/19/16	5/20/16 4:55	EEH
Dichlorodifluoromethane (Freon 12)	ND	0.50	µg/L	1		SW-846 8260C	5/19/16	5/20/16 4:55	EEH
1,1-Dichloroethane	ND	0.50	µg/L	1		SW-846 8260C	5/19/16	5/20/16 4:55	EEH
1,2-Dichloroethane	ND	0.50	µg/L	1		SW-846 8260C	5/19/16	5/20/16 4:55	EEH
1,1-Dichloroethylene	ND	0.50	µg/L	1		SW-846 8260C	5/19/16	5/20/16 4:55	EEH
cis-1,2-Dichloroethylene	ND	0.50	µg/L	1		SW-846 8260C	5/19/16	5/20/16 4:55	EEH
trans-1,2-Dichloroethylene	ND	1.0	µg/L	1		SW-846 8260C	5/19/16	5/20/16 4:55	EEH
1,2-Dichloropropane	ND	0.50	µg/L	1		SW-846 8260C	5/19/16	5/20/16 4:55	EEH
1,3-Dichloropropane	ND	0.50	µg/L	1		SW-846 8260C	5/19/16	5/20/16 4:55	EEH
2,2-Dichloropropane	ND	0.50	µg/L	1		SW-846 8260C	5/19/16	5/20/16 4:55	EEH
1,1-Dichloropropene	ND	0.50	µg/L	1		SW-846 8260C	5/19/16	5/20/16 4:55	EEH
cis-1,3-Dichloropropene	ND	0.50	µg/L	1		SW-846 8260C	5/19/16	5/20/16 4:55	EEH
trans-1,3-Dichloropropene	ND	0.50	µg/L	1		SW-846 8260C	5/19/16	5/20/16 4:55	EEH
Ethylbenzene	ND	0.50	µg/L	1		SW-846 8260C	5/19/16	5/20/16 4:55	EEH
Hexachlorobutadiene	ND	0.40	µg/L	1		SW-846 8260C	5/19/16	5/20/16 4:55	EEH
2-Hexanone (MBK)	ND	10	µg/L	1		SW-846 8260C	5/19/16	5/20/16 4:55	EEH
Isopropylbenzene (Cumene)	ND	0.50	µg/L	1		SW-846 8260C	5/19/16	5/20/16 4:55	EEH
p-Isopropyltoluene (p-Cymene)	ND	0.50	µg/L	1		SW-846 8260C	5/19/16	5/20/16 4:55	EEH

con-test® ANALYTICAL LABORATORY
39 Spruce Street * East Longmeadow, MA 01028 * FAX 413/525-6405 * TEL. 413/525-2332

Project Location: 1654 King St., Enfield, CT | Sample Description: | Work Order: 16E0554

Date Received: 5/12/2016

Field Sample #: MW-7 | Sampled: 5/10/2016 09:25

Sample ID: 16E0554-02

Sample Matrix: Ground Water

Volatile Organic Compounds by GC/MS

Analyte	Results	RL	Units	Dilution	Flag/Qual	Method	Date Prepared	Date/Time Analyzed	Analyst
Methyl tert-Butyl Ether (MTBE)	ND	0.50	µg/L	1		SW-846 8260C	5/19/16	5/20/16 4:55	EEH
Methylene Chloride	ND	5.0	µg/L	1		SW-846 8260C	5/19/16	5/20/16 4:55	EEH
4-Methyl-2-pentanone (MIBK)	ND	5.0	µg/L	1		SW-846 8260C	5/19/16	5/20/16 4:55	EEH
Naphthalene	ND	2.0	µg/L	1		SW-846 8260C	5/19/16	5/20/16 4:55	EEH
n-Propylbenzene	ND	1.0	µg/L	1		SW-846 8260C	5/19/16	5/20/16 4:55	EEH
Styrene	ND	1.0	µg/L	1		SW-846 8260C	5/19/16	5/20/16 4:55	EEH
1,1,1,2-Tetrachloroethane	ND	0.50	µg/L	1		SW-846 8260C	5/19/16	5/20/16 4:55	EEH
1,1,2,2-Tetrachloroethane	ND	0.50	µg/L	1		SW-846 8260C	5/19/16	5/20/16 4:55	EEH
Tetrachloroethylene	ND	1.0	µg/L	1		SW-846 8260C	5/19/16	5/20/16 4:55	EEH
Tetrahydrofuran	ND	10	µg/L	1		SW-846 8260C	5/19/16	5/20/16 4:55	EEH
Toluene	ND	1.0	µg/L	1		SW-846 8260C	5/19/16	5/20/16 4:55	EEH
1,2,3-Trichlorobenzene	ND	0.50	µg/L	1		SW-846 8260C	5/19/16	5/20/16 4:55	EEH
1,2,4-Trichlorobenzene	ND	0.50	µg/L	1		SW-846 8260C	5/19/16	5/20/16 4:55	EEH
1,1,1-Trichloroethane	ND	0.50	µg/L	1		SW-846 8260C	5/19/16	5/20/16 4:55	EEH
1,1,2-Trichloroethane	ND	0.50	µg/L	1		SW-846 8260C	5/19/16	5/20/16 4:55	EEH
Trichloroethylene	ND	1.0	µg/L	1		SW-846 8260C	5/19/16	5/20/16 4:55	EEH
Trichlorofluoromethane (Freon 11)	ND	2.0	µg/L	1		SW-846 8260C	5/19/16	5/20/16 4:55	EEH
1,2,3-Trichloropropane	ND	0.50	µg/L	1		SW-846 8260C	5/19/16	5/20/16 4:55	EEH
1,1,2-Trichloro-1,2,2-trifluoroethane (Freon 113)	ND	0.50	µg/L	1		SW-846 8260C	5/19/16	5/20/16 4:55	EEH
1,2,4-Trimethylbenzene	ND	0.50	µg/L	1		SW-846 8260C	5/19/16	5/20/16 4:55	EEH
1,3,5-Trimethylbenzene	ND	0.50	µg/L	1		SW-846 8260C	5/19/16	5/20/16 4:55	EEH
Vinyl Chloride	ND	1.0	µg/L	1		SW-846 8260C	5/19/16	5/20/16 4:55	EEH
m+p Xylene	ND	2.0	µg/L	1		SW-846 8260C	5/19/16	5/20/16 4:55	EEH
o-Xylene	ND	1.0	µg/L	1		SW-846 8260C	5/19/16	5/20/16 4:55	EEH

Surrogates	% Recovery	Recovery Limits	Flag/Qual	
1,2-Dichloroethane-d4	92.1	70-130		5/20/16 4:55
Toluene-d8	99.2	70-130		5/20/16 4:55
4-Bromofluorobenzene	100	70-130		5/20/16 4:55

con-test® ANALYTICAL LABORATORY
39 Spruce Street * East Longmeadow, MA 01028 * FAX 413/525-6405 * TEL. 413/525-2332

Project Location: 1654 King St., Enfield, CT | Sample Description: | Work Order: 16E0554

Date Received: 5/12/2016

Field Sample #: MW-7 | Sampled: 5/10/2016 09:25

Sample ID: 16E0554-02

Sample Matrix: Ground Water

Semivolatile Organic Compounds by GC/MS

Analyte	Results	RL	Units	Dilution	Flag/Qual	Method	Date Prepared	Date/Time Analyzed	Analyst
Acenaphthene (low)	ND	0.30	µg/L	1		SW-846 8270D	5/16/16	5/19/16 12:35	CJM
Acenaphthylene (low)	ND	0.30	µg/L	1		SW-846 8270D	5/16/16	5/19/16 12:35	CJM
Anthracene (low)	ND	0.20	µg/L	1		SW-846 8270D	5/16/16	5/19/16 12:35	CJM
Benzo(a)anthracene (low)	ND	0.050	µg/L	1		SW-846 8270D	5/16/16	5/19/16 12:35	CJM
Benzo(a)pyrene (low)	ND	0.10	µg/L	1		SW-846 8270D	5/16/16	5/19/16 12:35	CJM
Benzo(b)fluoranthene (low)	ND	0.050	µg/L	1		SW-846 8270D	5/16/16	5/19/16 12:35	CJM
Benzo(g,h,i)perylene (low)	ND	0.50	µg/L	1		SW-846 8270D	5/16/16	5/19/16 12:35	CJM
Benzo(k)fluoranthene (low)	ND	0.20	µg/L	1		SW-846 8270D	5/16/16	5/19/16 12:35	CJM
Chrysene (low)	ND	0.20	µg/L	1		SW-846 8270D	5/16/16	5/19/16 12:35	CJM
Dibenz(a,h)anthracene (low)	ND	0.20	µg/L	1		SW-846 8270D	5/16/16	5/19/16 12:35	CJM
Fluoranthene (low)	ND	0.50	µg/L	1		SW-846 8270D	5/16/16	5/19/16 12:35	CJM
Fluorene (low)	ND	1.0	µg/L	1		SW-846 8270D	5/16/16	5/19/16 12:35	CJM
Indeno(1,2,3-cd)pyrene (low)	ND	0.20	µg/L	1		SW-846 8270D	5/16/16	5/19/16 12:35	CJM
2-Methylnaphthalene (low)	ND	1.0	µg/L	1		SW-846 8270D	5/16/16	5/19/16 12:35	CJM
Naphthalene (low)	ND	1.0	µg/L	1		SW-846 8270D	5/16/16	5/19/16 12:35	CJM
Phenanthrene (low)	ND	0.050	µg/L	1		SW-846 8270D	5/16/16	5/19/16 12:35	CJM
Pyrene (low)	ND	1.0	µg/L	1	R-05	SW-846 8270D	5/16/16	5/19/16 12:35	CJM

Surrogates	% Recovery	Recovery Limits	Flag/Qual	
Nitrobenzene-d5 (low)	65.5	30-130		5/19/16 12:35
2-Fluorobiphenyl (low)	63.0	30-130		5/19/16 12:35
p-Terphenyl-d14 (low)	50.2	30-130		5/19/16 12:35

con-test® ANALYTICAL LABORATORY
39 Spruce Street * East Longmeadow, MA 01028 * FAX 413/525-6405 * TEL. 413/525-2332

Project Location: 1654 King St., Enfield, CT | Sample Description: | Work Order: 16E0554

Date Received: 5/12/2016

Field Sample #: MW-7 | Sampled: 5/10/2016 09:25

Sample ID: 16E0554-02

Sample Matrix: Ground Water

Metals Analyses (Total)

Analyte	Results	RL	Units	Dilution	Flag/Qual	Method	Date Prepared	Date/Time Analyzed	Analyst
Antimony	ND	5.0	µg/L	5		SW-846 6020A-B	5/19/16	5/19/16 15:05	WSD
Arsenic	ND	2.0	µg/L	5		SW-846 6020A-B	5/19/16	5/19/16 15:05	WSD
Barium	100	50	µg/L	5		SW-846 6020A-B	5/19/16	5/19/16 15:05	WSD
Beryllium	ND	2.0	µg/L	5		SW-846 6020A-B	5/19/16	5/19/16 15:05	WSD
Cadmium	ND	2.5	µg/L	5		SW-846 6020A-B	5/19/16	5/19/16 15:05	WSD
Chromium	ND	5.0	µg/L	5		SW-846 6020A-B	5/19/16	5/19/16 15:05	WSD
Copper	ND	25	µg/L	5		SW-846 6020A-B	5/19/16	5/19/16 15:05	WSD
Lead	ND	5.0	µg/L	5		SW-846 6020A-B	5/19/16	5/19/16 15:05	WSD
Mercury	ND	0.00010	mg/L	1		SW-846 7470A	5/17/16	5/17/16 12:58	SCB
Nickel	ND	25	µg/L	5		SW-846 6020A-B	5/19/16	5/19/16 15:05	WSD
Selenium	ND	25	µg/L	5		SW-846 6020A-B	5/19/16	5/19/16 15:05	WSD
Silver	ND	2.5	µg/L	5		SW-846 6020A-B	5/19/16	5/19/16 15:05	WSD
Thallium	ND	1.0	µg/L	5		SW-846 6020A-B	5/19/16	5/19/16 15:05	WSD
Vanadium	ND	25	µg/L	5		SW-846 6020A-B	5/19/16	5/19/16 15:05	WSD
Zinc	ND	50	µg/L	5		SW-846 6020A-B	5/19/16	5/19/16 15:05	WSD

con-test® ANALYTICAL LABORATORY
39 Spruce Street * East Longmeadow, MA 01028 * FAX 413/525-6405 * TEL. 413/525-2332

Project Location: 1654 King St., Enfield, CT | Sample Description: | Work Order: 16E0554

Date Received: 5/12/2016

Field Sample #: MW-13 | Sampled: 5/10/2016 11:35

Sample ID: 16E0554-03

Sample Matrix: Ground Water

Volatile Organic Compounds by GC/MS

Analyte	Results	RL	Units	Dilution	Flag/Qual	Method	Date Prepared	Date/Time Analyzed	Analyst
Acetone	ND	10	µg/L	1		SW-846 8260C	5/19/16	5/20/16 5:21	EEH
Acrylonitrile	ND	2.0	µg/L	1		SW-846 8260C	5/19/16	5/20/16 5:21	EEH
Benzene	ND	0.50	µg/L	1		SW-846 8260C	5/19/16	5/20/16 5:21	EEH
Bromobenzene	ND	0.50	µg/L	1		SW-846 8260C	5/19/16	5/20/16 5:21	EEH
Bromodichloromethane	ND	0.50	µg/L	1		SW-846 8260C	5/19/16	5/20/16 5:21	EEH
Bromoform	ND	0.50	µg/L	1		SW-846 8260C	5/19/16	5/20/16 5:21	EEH
Bromomethane	ND	2.0	µg/L	1		SW-846 8260C	5/19/16	5/20/16 5:21	EEH
2-Butanone (MEK)	ND	10	µg/L	1		SW-846 8260C	5/19/16	5/20/16 5:21	EEH
n-Butylbenzene	ND	1.0	µg/L	1		SW-846 8260C	5/19/16	5/20/16 5:21	EEH
sec-Butylbenzene	ND	1.0	µg/L	1		SW-846 8260C	5/19/16	5/20/16 5:21	EEH
tert-Butylbenzene	ND	1.0	µg/L	1		SW-846 8260C	5/19/16	5/20/16 5:21	EEH
Carbon Disulfide	ND	5.0	µg/L	1		SW-846 8260C	5/19/16	5/20/16 5:21	EEH
Carbon Tetrachloride	ND	0.50	µg/L	1		SW-846 8260C	5/19/16	5/20/16 5:21	EEH
Chlorobenzene	ND	0.50	µg/L	1		SW-846 8260C	5/19/16	5/20/16 5:21	EEH
Chlorodibromomethane	ND	0.50	µg/L	1		SW-846 8260C	5/19/16	5/20/16 5:21	EEH
Chloroethane	ND	1.0	µg/L	1		SW-846 8260C	5/19/16	5/20/16 5:21	EEH
Chloroform	ND	0.50	µg/L	1		SW-846 8260C	5/19/16	5/20/16 5:21	EEH
Chloromethane	ND	2.0	µg/L	1		SW-846 8260C	5/19/16	5/20/16 5:21	EEH
2-Chlorotoluene	ND	0.50	µg/L	1		SW-846 8260C	5/19/16	5/20/16 5:21	EEH
4-Chlorotoluene	ND	0.50	µg/L	1		SW-846 8260C	5/19/16	5/20/16 5:21	EEH
1,2-Dibromo-3-chloropropane (DBCP)	ND	2.0	µg/L	1		SW-846 8260C	5/19/16	5/20/16 5:21	EEH
1,2-Dibromoethane (EDB)	ND	0.50	µg/L	1		SW-846 8260C	5/19/16	5/20/16 5:21	EEH
Dibromomethane	ND	0.50	µg/L	1		SW-846 8260C	5/19/16	5/20/16 5:21	EEH
1,2-Dichlorobenzene	ND	0.50	µg/L	1		SW-846 8260C	5/19/16	5/20/16 5:21	EEH
1,3-Dichlorobenzene	ND	0.50	µg/L	1		SW-846 8260C	5/19/16	5/20/16 5:21	EEH
1,4-Dichlorobenzene	ND	0.50	µg/L	1		SW-846 8260C	5/19/16	5/20/16 5:21	EEH
trans-1,4-Dichloro-2-butene	ND	5.0	µg/L	1		SW-846 8260C	5/19/16	5/20/16 5:21	EEH
Dichlorodifluoromethane (Freon 12)	ND	0.50	µg/L	1		SW-846 8260C	5/19/16	5/20/16 5:21	EEH
1,1-Dichloroethane	ND	0.50	µg/L	1		SW-846 8260C	5/19/16	5/20/16 5:21	EEH
1,2-Dichloroethane	ND	0.50	µg/L	1		SW-846 8260C	5/19/16	5/20/16 5:21	EEH
1,1-Dichloroethylene	ND	0.50	µg/L	1		SW-846 8260C	5/19/16	5/20/16 5:21	EEH
cis-1,2-Dichloroethylene	ND	0.50	µg/L	1		SW-846 8260C	5/19/16	5/20/16 5:21	EEH
trans-1,2-Dichloroethylene	ND	1.0	µg/L	1		SW-846 8260C	5/19/16	5/20/16 5:21	EEH
1,2-Dichloropropane	ND	0.50	µg/L	1		SW-846 8260C	5/19/16	5/20/16 5:21	EEH
1,3-Dichloropropane	ND	0.50	µg/L	1		SW-846 8260C	5/19/16	5/20/16 5:21	EEH
2,2-Dichloropropane	ND	0.50	µg/L	1		SW-846 8260C	5/19/16	5/20/16 5:21	EEH
1,1-Dichloropropene	ND	0.50	µg/L	1		SW-846 8260C	5/19/16	5/20/16 5:21	EEH
cis-1,3-Dichloropropene	ND	0.50	µg/L	1		SW-846 8260C	5/19/16	5/20/16 5:21	EEH
trans-1,3-Dichloropropene	ND	0.50	µg/L	1		SW-846 8260C	5/19/16	5/20/16 5:21	EEH
Ethylbenzene	ND	0.50	µg/L	1		SW-846 8260C	5/19/16	5/20/16 5:21	EEH
Hexachlorobutadiene	ND	0.40	µg/L	1		SW-846 8260C	5/19/16	5/20/16 5:21	EEH
2-Hexanone (MBK)	ND	10	µg/L	1		SW-846 8260C	5/19/16	5/20/16 5:21	EEH
Isopropylbenzene (Cumene)	ND	0.50	µg/L	1		SW-846 8260C	5/19/16	5/20/16 5:21	EEH
p-Isopropyltoluene (p-Cymene)	ND	0.50	µg/L	1		SW-846 8260C	5/19/16	5/20/16 5:21	EEH

con-test® ANALYTICAL LABORATORY
39 Spruce Street * East Longmeadow, MA 01028 * FAX 413/525-6405 * TEL. 413/525-2332

Project Location: 1654 King St., Enfield, CT | Sample Description: | Work Order: 16E0554

Date Received: 5/12/2016

Field Sample #: MW-13 | Sampled: 5/10/2016 11:35

Sample ID: 16E0554-03

Sample Matrix: Ground Water

Volatile Organic Compounds by GC/MS

Analyte	Results	RL	Units	Dilution	Flag/Qual	Method	Date Prepared	Date/Time Analyzed	Analyst
Methyl tert-Butyl Ether (MTBE)	ND	0.50	µg/L	1		SW-846 8260C	5/19/16	5/20/16 5:21	EEH
Methylene Chloride	ND	5.0	µg/L	1		SW-846 8260C	5/19/16	5/20/16 5:21	EEH
4-Methyl-2-pentanone (MIBK)	ND	5.0	µg/L	1		SW-846 8260C	5/19/16	5/20/16 5:21	EEH
Naphthalene	ND	2.0	µg/L	1		SW-846 8260C	5/19/16	5/20/16 5:21	EEH
n-Propylbenzene	ND	1.0	µg/L	1		SW-846 8260C	5/19/16	5/20/16 5:21	EEH
Styrene	ND	1.0	µg/L	1		SW-846 8260C	5/19/16	5/20/16 5:21	EEH
1,1,1,2-Tetrachloroethane	ND	0.50	µg/L	1		SW-846 8260C	5/19/16	5/20/16 5:21	EEH
1,1,2,2-Tetrachloroethane	ND	0.50	µg/L	1		SW-846 8260C	5/19/16	5/20/16 5:21	EEH
Tetrachloroethylene	ND	1.0	µg/L	1		SW-846 8260C	5/19/16	5/20/16 5:21	EEH
Tetrahydrofuran	ND	10	µg/L	1		SW-846 8260C	5/19/16	5/20/16 5:21	EEH
Toluene	ND	1.0	µg/L	1		SW-846 8260C	5/19/16	5/20/16 5:21	EEH
1,2,3-Trichlorobenzene	ND	0.50	µg/L	1		SW-846 8260C	5/19/16	5/20/16 5:21	EEH
1,2,4-Trichlorobenzene	ND	0.50	µg/L	1		SW-846 8260C	5/19/16	5/20/16 5:21	EEH
1,1,1-Trichloroethane	ND	0.50	µg/L	1		SW-846 8260C	5/19/16	5/20/16 5:21	EEH
1,1,2-Trichloroethane	ND	0.50	µg/L	1		SW-846 8260C	5/19/16	5/20/16 5:21	EEH
Trichloroethylene	ND	1.0	µg/L	1		SW-846 8260C	5/19/16	5/20/16 5:21	EEH
Trichlorofluoromethane (Freon 11)	ND	2.0	µg/L	1		SW-846 8260C	5/19/16	5/20/16 5:21	EEH
1,2,3-Trichloropropane	ND	0.50	µg/L	1		SW-846 8260C	5/19/16	5/20/16 5:21	EEH
1,1,2-Trichloro-1,2,2-trifluoroethane (Freon 113)	ND	0.50	µg/L	1		SW-846 8260C	5/19/16	5/20/16 5:21	EEH
1,2,4-Trimethylbenzene	ND	0.50	µg/L	1		SW-846 8260C	5/19/16	5/20/16 5:21	EEH
1,3,5-Trimethylbenzene	ND	0.50	µg/L	1		SW-846 8260C	5/19/16	5/20/16 5:21	EEH
Vinyl Chloride	ND	1.0	µg/L	1		SW-846 8260C	5/19/16	5/20/16 5:21	EEH
m+p Xylene	ND	2.0	µg/L	1		SW-846 8260C	5/19/16	5/20/16 5:21	EEH
o-Xylene	ND	1.0	µg/L	1		SW-846 8260C	5/19/16	5/20/16 5:21	EEH

Surrogates	% Recovery	Recovery Limits	Flag/Qual	
1,2-Dichloroethane-d4	94.1	70-130		5/20/16 5:21
Toluene-d8	99.0	70-130		5/20/16 5:21
4-Bromofluorobenzene	101	70-130		5/20/16 5:21

con-test® ANALYTICAL LABORATORY
39 Spruce Street * East Longmeadow, MA 01028 * FAX 413/525-6405 * TEL. 413/525-2332

Project Location: 1654 King St., Enfield, CT | Sample Description: | Work Order: 16E0554

Date Received: 5/12/2016

Field Sample #: MW-13 | Sampled: 5/10/2016 11:35

Sample ID: 16E0554-03

Sample Matrix: Ground Water

Semivolatile Organic Compounds by GC/MS

Analyte	Results	RL	Units	Dilution	Flag/Qual	Method	Date Prepared	Date/Time Analyzed	Analyst
Acenaphthene (low)	ND	0.30	µg/L	1		SW-846 8270D	5/16/16	5/19/16 13:05	CJM
Acenaphthylene (low)	ND	0.30	µg/L	1		SW-846 8270D	5/16/16	5/19/16 13:05	CJM
Anthracene (low)	ND	0.20	µg/L	1		SW-846 8270D	5/16/16	5/19/16 13:05	CJM
Benzo(a)anthracene (low)	ND	0.050	µg/L	1		SW-846 8270D	5/16/16	5/19/16 13:05	CJM
Benzo(a)pyrene (low)	ND	0.10	µg/L	1		SW-846 8270D	5/16/16	5/19/16 13:05	CJM
Benzo(b)fluoranthene (low)	0.12	0.050	µg/L	1		SW-846 8270D	5/16/16	5/19/16 13:05	CJM
Benzo(g,h,i)perylene (low)	ND	0.50	µg/L	1		SW-846 8270D	5/16/16	5/19/16 13:05	CJM
Benzo(k)fluoranthene (low)	ND	0.20	µg/L	1		SW-846 8270D	5/16/16	5/19/16 13:05	CJM
Chrysene (low)	ND	0.20	µg/L	1		SW-846 8270D	5/16/16	5/19/16 13:05	CJM
Dibenz(a,h)anthracene (low)	ND	0.20	µg/L	1		SW-846 8270D	5/16/16	5/19/16 13:05	CJM
Fluoranthene (low)	ND	0.50	µg/L	1		SW-846 8270D	5/16/16	5/19/16 13:05	CJM
Fluorene (low)	ND	1.0	µg/L	1		SW-846 8270D	5/16/16	5/19/16 13:05	CJM
Indeno(1,2,3-cd)pyrene (low)	ND	0.20	µg/L	1		SW-846 8270D	5/16/16	5/19/16 13:05	CJM
2-Methylnaphthalene (low)	ND	1.0	µg/L	1		SW-846 8270D	5/16/16	5/19/16 13:05	CJM
Naphthalene (low)	ND	1.0	µg/L	1		SW-846 8270D	5/16/16	5/19/16 13:05	CJM
Phenanthrene (low)	ND	0.050	µg/L	1		SW-846 8270D	5/16/16	5/19/16 13:05	CJM
Pyrene (low)	ND	1.0	µg/L	1	R-05	SW-846 8270D	5/16/16	5/19/16 13:05	CJM

Surrogates	% Recovery	Recovery Limits	Flag/Qual	
Nitrobenzene-d5 (low)	65.5	30-130		5/19/16 13:05
2-Fluorobiphenyl (low)	63.1	30-130		5/19/16 13:05
p-Terphenyl-d14 (low)	48.7	30-130		5/19/16 13:05

con-test® ANALYTICAL LABORATORY
39 Spruce Street * East Longmeadow, MA 01028 * FAX 413/525-6405 * TEL. 413/525-2332

Project Location: 1654 King St., Enfield, CT | Sample Description: | Work Order: 16E0554

Date Received: 5/12/2016

Field Sample #: MW-13 | Sampled: 5/10/2016 11:35

Sample ID: 16E0554-03

Sample Matrix: Ground Water

Metals Analyses (Total)

Analyte	Results	RL	Units	Dilution	Flag/Qual	Method	Date Prepared	Date/Time Analyzed	Analyst
Antimony	ND	5.0	µg/L	5		SW-846 6020A-B	5/19/16	5/20/16 7:34	WSD
Arsenic	8.4	2.0	µg/L	5		SW-846 6020A-B	5/19/16	5/20/16 7:34	WSD
Barium	ND	50	µg/L	5		SW-846 6020A-B	5/19/16	5/20/16 7:34	WSD
Beryllium	ND	2.0	µg/L	5		SW-846 6020A-B	5/19/16	5/20/16 7:34	WSD
Cadmium	ND	2.5	µg/L	5		SW-846 6020A-B	5/19/16	5/20/16 7:34	WSD
Chromium	ND	5.0	µg/L	5		SW-846 6020A-B	5/19/16	5/20/16 7:34	WSD
Copper	ND	25	µg/L	5		SW-846 6020A-B	5/19/16	5/20/16 7:34	WSD
Lead	ND	5.0	µg/L	5		SW-846 6020A-B	5/19/16	5/20/16 7:34	WSD
Mercury	ND	0.00010	mg/L	1		SW-846 7470A	5/17/16	5/17/16 13:00	SCB
Nickel	ND	25	µg/L	5		SW-846 6020A-B	5/19/16	5/20/16 7:34	WSD
Selenium	ND	25	µg/L	5		SW-846 6020A-B	5/19/16	5/20/16 7:34	WSD
Silver	ND	2.5	µg/L	5		SW-846 6020A-B	5/19/16	5/20/16 7:34	WSD
Thallium	ND	1.0	µg/L	5		SW-846 6020A-B	5/19/16	5/20/16 7:34	WSD
Vanadium	ND	25	µg/L	5		SW-846 6020A-B	5/19/16	5/20/16 7:34	WSD
Zinc	ND	50	µg/L	5		SW-846 6020A-B	5/19/16	5/20/16 7:34	WSD

con-test® ANALYTICAL LABORATORY
39 Spruce Street * East Longmeadow, MA 01028 * FAX 413/525-6405 * TEL. 413/525-2332

Project Location: 1654 King St., Enfield, CT | Sample Description: | Work Order: 16E0554

Date Received: 5/12/2016

Field Sample #: MW-13 | Sampled: 5/10/2016 11:35

Sample ID: 16E0554-03

Sample Matrix: Ground Water

Metals Analyses (Dissolved)

Analyte	Results	RL	Units	Dilution	Flag/Qual	Method	Date Prepared	Date/Time Analyzed	Analyst
Antimony	ND	5.0	µg/L	5		SW-846 6020A-B	5/20/16	5/21/16 7:19	WSD
Arsenic	7.8	2.0	µg/L	5		SW-846 6020A-B	5/20/16	5/21/16 7:19	WSD
Barium	ND	50	µg/L	5		SW-846 6020A-B	5/20/16	5/21/16 7:19	WSD
Beryllium	ND	2.0	µg/L	5		SW-846 6020A-B	5/20/16	5/21/16 7:19	WSD
Cadmium	ND	2.5	µg/L	5		SW-846 6020A-B	5/20/16	5/21/16 7:19	WSD
Chromium	ND	5.0	µg/L	5		SW-846 6020A-B	5/20/16	5/21/16 7:19	WSD
Copper	ND	25	µg/L	5		SW-846 6020A-B	5/20/16	5/21/16 7:19	WSD
Lead	ND	5.0	µg/L	5		SW-846 6020A-B	5/20/16	5/21/16 7:19	WSD
Mercury	ND	0.00010	mg/L	1		SW-846 7470A	5/18/16	5/19/16 13:19	SCB
Nickel	ND	25	µg/L	5		SW-846 6020A-B	5/20/16	5/21/16 7:19	WSD
Selenium	ND	25	µg/L	5		SW-846 6020A-B	5/20/16	5/21/16 7:19	WSD
Silver	ND	2.5	µg/L	5		SW-846 6020A-B	5/20/16	5/21/16 7:19	WSD
Thallium	ND	1.0	µg/L	5		SW-846 6020A-B	5/20/16	5/21/16 7:19	WSD
Vanadium	ND	25	µg/L	5		SW-846 6020A-B	5/20/16	5/21/16 7:19	WSD
Zinc	ND	50	µg/L	5		SW-846 6020A-B	5/20/16	5/21/16 7:19	WSD

con-test® ANALYTICAL LABORATORY
39 Spruce Street * East Longmeadow, MA 01028 * FAX 413/525-6405 * TEL. 413/525-2332

Project Location: 1654 King St., Enfield, CT | Sample Description: | Work Order: 16E0554

Date Received: 5/12/2016

Field Sample #: MW-12 | Sampled: 5/10/2016 12:50

Sample ID: 16E0554-04

Sample Matrix: Ground Water

Volatile Organic Compounds by GC/MS

Analyte	Results	RL	Units	Dilution	Flag/Qual	Method	Date Prepared	Date/Time Analyzed	Analyst
Acetone	ND	10	µg/L	1		SW-846 8260C	5/19/16	5/20/16 0:01	EEH
Acrylonitrile	ND	2.0	µg/L	1		SW-846 8260C	5/19/16	5/20/16 0:01	EEH
Benzene	ND	0.50	µg/L	1		SW-846 8260C	5/19/16	5/20/16 0:01	EEH
Bromobenzene	ND	0.50	µg/L	1		SW-846 8260C	5/19/16	5/20/16 0:01	EEH
Bromodichloromethane	ND	0.50	µg/L	1		SW-846 8260C	5/19/16	5/20/16 0:01	EEH
Bromoform	ND	0.50	µg/L	1		SW-846 8260C	5/19/16	5/20/16 0:01	EEH
Bromomethane	ND	2.0	µg/L	1	MS-09	SW-846 8260C	5/19/16	5/20/16 0:01	EEH
2-Butanone (MEK)	ND	10	µg/L	1		SW-846 8260C	5/19/16	5/20/16 0:01	EEH
n-Butylbenzene	ND	1.0	µg/L	1		SW-846 8260C	5/19/16	5/20/16 0:01	EEH
sec-Butylbenzene	1.2	1.0	µg/L	1		SW-846 8260C	5/19/16	5/20/16 0:01	EEH
tert-Butylbenzene	ND	1.0	µg/L	1		SW-846 8260C	5/19/16	5/20/16 0:01	EEH
Carbon Disulfide	ND	5.0	µg/L	1		SW-846 8260C	5/19/16	5/20/16 0:01	EEH
Carbon Tetrachloride	ND	0.50	µg/L	1		SW-846 8260C	5/19/16	5/20/16 0:01	EEH
Chlorobenzene	ND	0.50	µg/L	1		SW-846 8260C	5/19/16	5/20/16 0:01	EEH
Chlorodibromomethane	ND	0.50	µg/L	1		SW-846 8260C	5/19/16	5/20/16 0:01	EEH
Chloroethane	ND	1.0	µg/L	1		SW-846 8260C	5/19/16	5/20/16 0:01	EEH
Chloroform	ND	0.50	µg/L	1		SW-846 8260C	5/19/16	5/20/16 0:01	EEH
Chloromethane	ND	2.0	µg/L	1		SW-846 8260C	5/19/16	5/20/16 0:01	EEH
2-Chlorotoluene	ND	0.50	µg/L	1		SW-846 8260C	5/19/16	5/20/16 0:01	EEH
4-Chlorotoluene	ND	0.50	µg/L	1		SW-846 8260C	5/19/16	5/20/16 0:01	EEH
1,2-Dibromo-3-chloropropane (DBCP)	ND	2.0	µg/L	1		SW-846 8260C	5/19/16	5/20/16 0:01	EEH
1,2-Dibromoethane (EDB)	ND	0.50	µg/L	1		SW-846 8260C	5/19/16	5/20/16 0:01	EEH
Dibromomethane	ND	0.50	µg/L	1		SW-846 8260C	5/19/16	5/20/16 0:01	EEH
1,2-Dichlorobenzene	ND	0.50	µg/L	1		SW-846 8260C	5/19/16	5/20/16 0:01	EEH
1,3-Dichlorobenzene	ND	0.50	µg/L	1		SW-846 8260C	5/19/16	5/20/16 0:01	EEH
1,4-Dichlorobenzene	ND	0.50	µg/L	1		SW-846 8260C	5/19/16	5/20/16 0:01	EEH
trans-1,4-Dichloro-2-butene	ND	5.0	µg/L	1		SW-846 8260C	5/19/16	5/20/16 0:01	EEH
Dichlorodifluoromethane (Freon 12)	ND	0.50	µg/L	1	MS-09	SW-846 8260C	5/19/16	5/20/16 0:01	EEH
1,1-Dichloroethane	ND	0.50	µg/L	1		SW-846 8260C	5/19/16	5/20/16 0:01	EEH
1,2-Dichloroethane	ND	0.50	µg/L	1		SW-846 8260C	5/19/16	5/20/16 0:01	EEH
1,1-Dichloroethylene	ND	0.50	µg/L	1		SW-846 8260C	5/19/16	5/20/16 0:01	EEH
cis-1,2-Dichloroethylene	ND	0.50	µg/L	1		SW-846 8260C	5/19/16	5/20/16 0:01	EEH
trans-1,2-Dichloroethylene	ND	1.0	µg/L	1		SW-846 8260C	5/19/16	5/20/16 0:01	EEH
1,2-Dichloropropane	ND	0.50	µg/L	1		SW-846 8260C	5/19/16	5/20/16 0:01	EEH
1,3-Dichloropropane	ND	0.50	µg/L	1		SW-846 8260C	5/19/16	5/20/16 0:01	EEH
2,2-Dichloropropane	ND	0.50	µg/L	1		SW-846 8260C	5/19/16	5/20/16 0:01	EEH
1,1-Dichloropropene	ND	0.50	µg/L	1		SW-846 8260C	5/19/16	5/20/16 0:01	EEH
cis-1,3-Dichloropropene	ND	0.50	µg/L	1		SW-846 8260C	5/19/16	5/20/16 0:01	EEH
trans-1,3-Dichloropropene	ND	0.50	µg/L	1		SW-846 8260C	5/19/16	5/20/16 0:01	EEH
Ethylbenzene	ND	0.50	µg/L	1		SW-846 8260C	5/19/16	5/20/16 0:01	EEH
Hexachlorobutadiene	ND	0.40	µg/L	1		SW-846 8260C	5/19/16	5/20/16 0:01	EEH
2-Hexanone (MBK)	ND	10	µg/L	1		SW-846 8260C	5/19/16	5/20/16 0:01	EEH
Isopropylbenzene (Cumene)	0.64	0.50	µg/L	1		SW-846 8260C	5/19/16	5/20/16 0:01	EEH
p-Isopropyltoluene (p-Cymene)	ND	0.50	µg/L	1		SW-846 8260C	5/19/16	5/20/16 0:01	EEH

con-test® ANALYTICAL LABORATORY
39 Spruce Street * East Longmeadow, MA 01028 * FAX 413/525-6405 * TEL. 413/525-2332

Project Location: 1654 King St., Enfield, CT | Sample Description: | Work Order: 16E0554

Date Received: 5/12/2016

Field Sample #: MW-12 | Sampled: 5/10/2016 12:50

Sample ID: 16E0554-04

Sample Matrix: Ground Water

Volatile Organic Compounds by GC/MS

Analyte	Results	RL	Units	Dilution	Flag/Qual	Method	Date Prepared	Date/Time Analyzed	Analyst
Methyl tert-Butyl Ether (MTBE)	ND	0.50	µg/L	1		SW-846 8260C	5/19/16	5/20/16 0:01	EEH
Methylene Chloride	ND	5.0	µg/L	1		SW-846 8260C	5/19/16	5/20/16 0:01	EEH
4-Methyl-2-pentanone (MIBK)	ND	5.0	µg/L	1		SW-846 8260C	5/19/16	5/20/16 0:01	EEH
Naphthalene	ND	2.0	µg/L	1		SW-846 8260C	5/19/16	5/20/16 0:01	EEH
n-Propylbenzene	ND	1.0	µg/L	1		SW-846 8260C	5/19/16	5/20/16 0:01	EEH
Styrene	ND	1.0	µg/L	1		SW-846 8260C	5/19/16	5/20/16 0:01	EEH
1,1,1,2-Tetrachloroethane	ND	0.50	µg/L	1		SW-846 8260C	5/19/16	5/20/16 0:01	EEH
1,1,2,2-Tetrachloroethane	ND	0.50	µg/L	1		SW-846 8260C	5/19/16	5/20/16 0:01	EEH
Tetrachloroethylene	ND	1.0	µg/L	1		SW-846 8260C	5/19/16	5/20/16 0:01	EEH
Tetrahydrofuran	ND	10	µg/L	1	MS-12	SW-846 8260C	5/19/16	5/20/16 0:01	EEH
Toluene	ND	1.0	µg/L	1		SW-846 8260C	5/19/16	5/20/16 0:01	EEH
1,2,3-Trichlorobenzene	ND	0.50	µg/L	1		SW-846 8260C	5/19/16	5/20/16 0:01	EEH
1,2,4-Trichlorobenzene	ND	0.50	µg/L	1		SW-846 8260C	5/19/16	5/20/16 0:01	EEH
1,1,1-Trichloroethane	ND	0.50	µg/L	1		SW-846 8260C	5/19/16	5/20/16 0:01	EEH
1,1,2-Trichloroethane	ND	0.50	µg/L	1		SW-846 8260C	5/19/16	5/20/16 0:01	EEH
Trichloroethylene	ND	1.0	µg/L	1		SW-846 8260C	5/19/16	5/20/16 0:01	EEH
Trichlorofluoromethane (Freon 11)	ND	2.0	µg/L	1		SW-846 8260C	5/19/16	5/20/16 0:01	EEH
1,2,3-Trichloropropane	ND	0.50	µg/L	1		SW-846 8260C	5/19/16	5/20/16 0:01	EEH
1,1,2-Trichloro-1,2,2-trifluoroethane (Freon 113)	ND	0.50	µg/L	1		SW-846 8260C	5/19/16	5/20/16 0:01	EEH
1,2,4-Trimethylbenzene	ND	0.50	µg/L	1		SW-846 8260C	5/19/16	5/20/16 0:01	EEH
1,3,5-Trimethylbenzene	ND	0.50	µg/L	1		SW-846 8260C	5/19/16	5/20/16 0:01	EEH
Vinyl Chloride	ND	1.0	µg/L	1		SW-846 8260C	5/19/16	5/20/16 0:01	EEH
m+p Xylene	ND	2.0	µg/L	1		SW-846 8260C	5/19/16	5/20/16 0:01	EEH
o-Xylene	ND	1.0	µg/L	1		SW-846 8260C	5/19/16	5/20/16 0:01	EEH

Surrogates	% Recovery	Recovery Limits	Flag/Qual	
1,2-Dichloroethane-d4	94.2	70-130		5/20/16 0:01
Toluene-d8	98.8	70-130		5/20/16 0:01
4-Bromofluorobenzene	99.2	70-130		5/20/16 0:01

con-test® ANALYTICAL LABORATORY
39 Spruce Street * East Longmeadow, MA 01028 * FAX 413/525-6405 * TEL. 413/525-2332

Project Location: 1654 King St., Enfield, CT | Sample Description: | Work Order: 16E0554

Date Received: 5/12/2016

Field Sample #: MW-12 | Sampled: 5/10/2016 12:50

Sample ID: 16E0554-04

Sample Matrix: Ground Water

Semivolatile Organic Compounds by GC/MS

Analyte	Results	RL	Units	Dilution	Flag/Qual	Method	Date Prepared	Date/Time Analyzed	Analyst
Acenaphthene (low)	0.38	0.30	µg/L	1		SW-846 8270D	5/16/16	5/16/16 19:51	CJM
Acenaphthylene (low)	ND	0.30	µg/L	1		SW-846 8270D	5/16/16	5/16/16 19:51	CJM
Anthracene (low)	ND	0.20	µg/L	1		SW-846 8270D	5/16/16	5/16/16 19:51	CJM
Benzo(a)anthracene (low)	ND	0.050	µg/L	1		SW-846 8270D	5/16/16	5/16/16 19:51	CJM
Benzo(a)pyrene (low)	ND	0.10	µg/L	1		SW-846 8270D	5/16/16	5/16/16 19:51	CJM
Benzo(b)fluoranthene (low)	ND	0.050	µg/L	1		SW-846 8270D	5/16/16	5/16/16 19:51	CJM
Benzo(g,h,i)perylene (low)	ND	0.50	µg/L	1		SW-846 8270D	5/16/16	5/16/16 19:51	CJM
Benzo(k)fluoranthene (low)	ND	0.20	µg/L	1		SW-846 8270D	5/16/16	5/16/16 19:51	CJM
Chrysene (low)	ND	0.20	µg/L	1		SW-846 8270D	5/16/16	5/16/16 19:51	CJM
Dibenz(a,h)anthracene (low)	ND	0.20	µg/L	1		SW-846 8270D	5/16/16	5/16/16 19:51	CJM
Fluoranthene (low)	ND	0.50	µg/L	1		SW-846 8270D	5/16/16	5/16/16 19:51	CJM
Fluorene (low)	ND	1.0	µg/L	1		SW-846 8270D	5/16/16	5/16/16 19:51	CJM
Indeno(1,2,3-cd)pyrene (low)	ND	0.20	µg/L	1		SW-846 8270D	5/16/16	5/16/16 19:51	CJM
2-Methylnaphthalene (low)	ND	1.0	µg/L	1		SW-846 8270D	5/16/16	5/16/16 19:51	CJM
Naphthalene (low)	ND	1.0	µg/L	1		SW-846 8270D	5/16/16	5/16/16 19:51	CJM
Phenanthrene (low)	ND	0.050	µg/L	1		SW-846 8270D	5/16/16	5/16/16 19:51	CJM
Pyrene (low)	ND	1.0	µg/L	1	R-05	SW-846 8270D	5/16/16	5/16/16 19:51	CJM

Surrogates	% Recovery	Recovery Limits	Flag/Qual	
Nitrobenzene-d5 (low)	78.9	30-130		5/16/16 19:51
2-Fluorobiphenyl (low)	88.6	30-130		5/16/16 19:51
p-Terphenyl-d14 (low)	44.1	30-130		5/16/16 19:51

con-test® ANALYTICAL LABORATORY
39 Spruce Street * East Longmeadow, MA 01028 * FAX 413/525-6405 * TEL. 413/525-2332

Project Location: 1654 King St., Enfield, CT | Sample Description: | Work Order: 16E0554

Date Received: 5/12/2016

Field Sample #: MW-12 | Sampled: 5/10/2016 12:50

Sample ID: 16E0554-04

Sample Matrix: Ground Water

Metals Analyses (Total)

Analyte	Results	RL	Units	Dilution	Flag/Qual	Method	Date Prepared	Date/Time Analyzed	Analyst
Antimony	ND	5.0	µg/L	5		SW-846 6020A-B	5/19/16	5/19/16 15:02	WSD
Arsenic	3.6	2.0	µg/L	5		SW-846 6020A-B	5/19/16	5/19/16 15:02	WSD
Barium	560	50	µg/L	5		SW-846 6020A-B	5/19/16	5/19/16 15:02	WSD
Beryllium	ND	2.0	µg/L	5		SW-846 6020A-B	5/19/16	5/19/16 15:02	WSD
Cadmium	ND	2.5	µg/L	5		SW-846 6020A-B	5/19/16	5/19/16 15:02	WSD
Chromium	ND	5.0	µg/L	5		SW-846 6020A-B	5/19/16	5/19/16 15:02	WSD
Copper	ND	25	µg/L	5		SW-846 6020A-B	5/19/16	5/19/16 15:02	WSD
Lead	ND	5.0	µg/L	5		SW-846 6020A-B	5/19/16	5/19/16 15:02	WSD
Mercury	ND	0.00010	mg/L	1		SW-846 7470A	5/17/16	5/17/16 13:01	SCB
Nickel	ND	25	µg/L	5		SW-846 6020A-B	5/19/16	5/19/16 15:02	WSD
Selenium	ND	25	µg/L	5		SW-846 6020A-B	5/19/16	5/19/16 15:02	WSD
Silver	ND	2.5	µg/L	5		SW-846 6020A-B	5/19/16	5/19/16 15:02	WSD
Thallium	ND	1.0	µg/L	5		SW-846 6020A-B	5/19/16	5/19/16 15:02	WSD
Vanadium	ND	25	µg/L	5		SW-846 6020A-B	5/19/16	5/19/16 15:02	WSD
Zinc	290	50	µg/L	5		SW-846 6020A-B	5/19/16	5/19/16 15:02	WSD

con-test® ANALYTICAL LABORATORY
39 Spruce Street * East Longmeadow, MA 01028 * FAX 413/525-6405 * TEL. 413/525-2332

Project Location: 1654 King St., Enfield, CT | Sample Description: | Work Order: 16E0554

Date Received: 5/12/2016

Field Sample #: RW-2 | Sampled: 5/12/2016 10:20

Sample ID: 16E0554-05

Sample Matrix: Ground Water

Volatile Organic Compounds by GC/MS

Analyte	Results	RL	Units	Dilution	Flag/Qual	Method	Date Prepared	Date/Time Analyzed	Analyst
Acetone	ND	10	µg/L	1		SW-846 8260C	5/19/16	5/20/16 0:27	EEH
Acrylonitrile	ND	2.0	µg/L	1		SW-846 8260C	5/19/16	5/20/16 0:27	EEH
Benzene	ND	0.50	µg/L	1		SW-846 8260C	5/19/16	5/20/16 0:27	EEH
Bromobenzene	ND	0.50	µg/L	1		SW-846 8260C	5/19/16	5/20/16 0:27	EEH
Bromodichloromethane	ND	0.50	µg/L	1		SW-846 8260C	5/19/16	5/20/16 0:27	EEH
Bromoform	ND	0.50	µg/L	1		SW-846 8260C	5/19/16	5/20/16 0:27	EEH
Bromomethane	ND	2.0	µg/L	1		SW-846 8260C	5/19/16	5/20/16 0:27	EEH
2-Butanone (MEK)	ND	10	µg/L	1		SW-846 8260C	5/19/16	5/20/16 0:27	EEH
n-Butylbenzene	ND	1.0	µg/L	1		SW-846 8260C	5/19/16	5/20/16 0:27	EEH
sec-Butylbenzene	ND	1.0	µg/L	1		SW-846 8260C	5/19/16	5/20/16 0:27	EEH
tert-Butylbenzene	ND	1.0	µg/L	1		SW-846 8260C	5/19/16	5/20/16 0:27	EEH
Carbon Disulfide	ND	5.0	µg/L	1		SW-846 8260C	5/19/16	5/20/16 0:27	EEH
Carbon Tetrachloride	ND	0.50	µg/L	1		SW-846 8260C	5/19/16	5/20/16 0:27	EEH
Chlorobenzene	ND	0.50	µg/L	1		SW-846 8260C	5/19/16	5/20/16 0:27	EEH
Chlorodibromomethane	ND	0.50	µg/L	1		SW-846 8260C	5/19/16	5/20/16 0:27	EEH
Chloroethane	ND	1.0	µg/L	1		SW-846 8260C	5/19/16	5/20/16 0:27	EEH
Chloroform	ND	0.50	µg/L	1		SW-846 8260C	5/19/16	5/20/16 0:27	EEH
Chloromethane	ND	2.0	µg/L	1		SW-846 8260C	5/19/16	5/20/16 0:27	EEH
2-Chlorotoluene	ND	0.50	µg/L	1		SW-846 8260C	5/19/16	5/20/16 0:27	EEH
4-Chlorotoluene	ND	0.50	µg/L	1		SW-846 8260C	5/19/16	5/20/16 0:27	EEH
1,2-Dibromo-3-chloropropane (DBCP)	ND	2.0	µg/L	1		SW-846 8260C	5/19/16	5/20/16 0:27	EEH
1,2-Dibromoethane (EDB)	ND	0.50	µg/L	1		SW-846 8260C	5/19/16	5/20/16 0:27	EEH
Dibromomethane	ND	0.50	µg/L	1		SW-846 8260C	5/19/16	5/20/16 0:27	EEH
1,2-Dichlorobenzene	ND	0.50	µg/L	1		SW-846 8260C	5/19/16	5/20/16 0:27	EEH
1,3-Dichlorobenzene	ND	0.50	µg/L	1		SW-846 8260C	5/19/16	5/20/16 0:27	EEH
1,4-Dichlorobenzene	ND	0.50	µg/L	1		SW-846 8260C	5/19/16	5/20/16 0:27	EEH
trans-1,4-Dichloro-2-butene	ND	5.0	µg/L	1		SW-846 8260C	5/19/16	5/20/16 0:27	EEH
Dichlorodifluoromethane (Freon 12)	ND	0.50	µg/L	1		SW-846 8260C	5/19/16	5/20/16 0:27	EEH
1,1-Dichloroethane	ND	0.50	µg/L	1		SW-846 8260C	5/19/16	5/20/16 0:27	EEH
1,2-Dichloroethane	ND	0.50	µg/L	1		SW-846 8260C	5/19/16	5/20/16 0:27	EEH
1,1-Dichloroethylene	ND	0.50	µg/L	1		SW-846 8260C	5/19/16	5/20/16 0:27	EEH
cis-1,2-Dichloroethylene	ND	0.50	µg/L	1		SW-846 8260C	5/19/16	5/20/16 0:27	EEH
trans-1,2-Dichloroethylene	ND	1.0	µg/L	1		SW-846 8260C	5/19/16	5/20/16 0:27	EEH
1,2-Dichloropropane	ND	0.50	µg/L	1		SW-846 8260C	5/19/16	5/20/16 0:27	EEH
1,3-Dichloropropane	ND	0.50	µg/L	1		SW-846 8260C	5/19/16	5/20/16 0:27	EEH
2,2-Dichloropropane	ND	0.50	µg/L	1		SW-846 8260C	5/19/16	5/20/16 0:27	EEH
1,1-Dichloropropene	ND	0.50	µg/L	1		SW-846 8260C	5/19/16	5/20/16 0:27	EEH
cis-1,3-Dichloropropene	ND	0.50	µg/L	1		SW-846 8260C	5/19/16	5/20/16 0:27	EEH
trans-1,3-Dichloropropene	ND	0.50	µg/L	1		SW-846 8260C	5/19/16	5/20/16 0:27	EEH
Ethylbenzene	ND	0.50	µg/L	1		SW-846 8260C	5/19/16	5/20/16 0:27	EEH
Hexachlorobutadiene	ND	0.40	µg/L	1		SW-846 8260C	5/19/16	5/20/16 0:27	EEH
2-Hexanone (MBK)	ND	10	µg/L	1		SW-846 8260C	5/19/16	5/20/16 0:27	EEH
Isopropylbenzene (Cumene)	ND	0.50	µg/L	1		SW-846 8260C	5/19/16	5/20/16 0:27	EEH
p-Isopropyltoluene (p-Cymene)	ND	0.50	µg/L	1		SW-846 8260C	5/19/16	5/20/16 0:27	EEH

con-test® ANALYTICAL LABORATORY
39 Spruce Street * East Longmeadow, MA 01028 * FAX 413/525-6405 * TEL. 413/525-2332

Project Location: 1654 King St., Enfield, CT | Sample Description: | Work Order: 16E0554

Date Received: 5/12/2016

Field Sample #: RW-2 | Sampled: 5/12/2016 10:20

Sample ID: 16E0554-05

Sample Matrix: Ground Water

Volatile Organic Compounds by GC/MS

Analyte	Results	RL	Units	Dilution	Flag/Qual	Method	Date Prepared	Date/Time Analyzed	Analyst
Methyl tert-Butyl Ether (MTBE)	ND	0.50	µg/L	1		SW-846 8260C	5/19/16	5/20/16 0:27	EEH
Methylene Chloride	ND	5.0	µg/L	1		SW-846 8260C	5/19/16	5/20/16 0:27	EEH
4-Methyl-2-pentanone (MIBK)	ND	5.0	µg/L	1		SW-846 8260C	5/19/16	5/20/16 0:27	EEH
Naphthalene	ND	2.0	µg/L	1		SW-846 8260C	5/19/16	5/20/16 0:27	EEH
n-Propylbenzene	ND	1.0	µg/L	1		SW-846 8260C	5/19/16	5/20/16 0:27	EEH
Styrene	ND	1.0	µg/L	1		SW-846 8260C	5/19/16	5/20/16 0:27	EEH
1,1,1,2-Tetrachloroethane	ND	0.50	µg/L	1		SW-846 8260C	5/19/16	5/20/16 0:27	EEH
1,1,2,2-Tetrachloroethane	ND	0.50	µg/L	1		SW-846 8260C	5/19/16	5/20/16 0:27	EEH
Tetrachloroethylene	ND	1.0	µg/L	1		SW-846 8260C	5/19/16	5/20/16 0:27	EEH
Tetrahydrofuran	ND	10	µg/L	1		SW-846 8260C	5/19/16	5/20/16 0:27	EEH
Toluene	ND	1.0	µg/L	1		SW-846 8260C	5/19/16	5/20/16 0:27	EEH
1,2,3-Trichlorobenzene	ND	0.50	µg/L	1		SW-846 8260C	5/19/16	5/20/16 0:27	EEH
1,2,4-Trichlorobenzene	ND	0.50	µg/L	1		SW-846 8260C	5/19/16	5/20/16 0:27	EEH
1,1,1-Trichloroethane	ND	0.50	µg/L	1		SW-846 8260C	5/19/16	5/20/16 0:27	EEH
1,1,2-Trichloroethane	ND	0.50	µg/L	1		SW-846 8260C	5/19/16	5/20/16 0:27	EEH
Trichloroethylene	ND	1.0	µg/L	1		SW-846 8260C	5/19/16	5/20/16 0:27	EEH
Trichlorofluoromethane (Freon 11)	ND	2.0	µg/L	1		SW-846 8260C	5/19/16	5/20/16 0:27	EEH
1,2,3-Trichloropropane	ND	0.50	µg/L	1		SW-846 8260C	5/19/16	5/20/16 0:27	EEH
1,1,2-Trichloro-1,2,2-trifluoroethane (Freon 113)	ND	0.50	µg/L	1		SW-846 8260C	5/19/16	5/20/16 0:27	EEH
1,2,4-Trimethylbenzene	ND	0.50	µg/L	1		SW-846 8260C	5/19/16	5/20/16 0:27	EEH
1,3,5-Trimethylbenzene	ND	0.50	µg/L	1		SW-846 8260C	5/19/16	5/20/16 0:27	EEH
Vinyl Chloride	ND	1.0	µg/L	1		SW-846 8260C	5/19/16	5/20/16 0:27	EEH
m+p Xylene	ND	2.0	µg/L	1		SW-846 8260C	5/19/16	5/20/16 0:27	EEH
o-Xylene	ND	1.0	µg/L	1		SW-846 8260C	5/19/16	5/20/16 0:27	EEH

Surrogates	% Recovery	Recovery Limits	Flag/Qual	
1,2-Dichloroethane-d4	95.6	70-130		5/20/16 0:27
Toluene-d8	101	70-130		5/20/16 0:27
4-Bromofluorobenzene	101	70-130		5/20/16 0:27

con-test® ANALYTICAL LABORATORY
39 Spruce Street * East Longmeadow, MA 01028 * FAX 413/525-6405 * TEL. 413/525-2332

Project Location: 1654 King St., Enfield, CT | Sample Description: | Work Order: 16E0554

Date Received: 5/12/2016

Field Sample #: RW-2 | Sampled: 5/12/2016 10:20

Sample ID: 16E0554-05

Sample Matrix: Ground Water

Semivolatile Organic Compounds by GC/MS

Analyte	Results	RL	Units	Dilution	Flag/Qual	Method	Date Prepared	Date/Time Analyzed	Analyst
Acenaphthene (low)	ND	0.28	µg/L	1		SW-846 8270D	5/16/16	5/19/16 13:35	CJM
Acenaphthylene (low)	ND	0.28	µg/L	1		SW-846 8270D	5/16/16	5/19/16 13:35	CJM
Anthracene (low)	ND	0.19	µg/L	1		SW-846 8270D	5/16/16	5/19/16 13:35	CJM
Benzo(a)anthracene (low)	ND	0.047	µg/L	1		SW-846 8270D	5/16/16	5/19/16 13:35	CJM
Benzo(a)pyrene (low)	ND	0.094	µg/L	1		SW-846 8270D	5/16/16	5/19/16 13:35	CJM
Benzo(b)fluoranthene (low)	ND	0.047	µg/L	1		SW-846 8270D	5/16/16	5/19/16 13:35	CJM
Benzo(g,h,i)perylene (low)	ND	0.47	µg/L	1		SW-846 8270D	5/16/16	5/19/16 13:35	CJM
Benzo(k)fluoranthene (low)	ND	0.19	µg/L	1		SW-846 8270D	5/16/16	5/19/16 13:35	CJM
Chrysene (low)	ND	0.19	µg/L	1		SW-846 8270D	5/16/16	5/19/16 13:35	CJM
Dibenz(a,h)anthracene (low)	ND	0.19	µg/L	1		SW-846 8270D	5/16/16	5/19/16 13:35	CJM
Fluoranthene (low)	ND	0.47	µg/L	1		SW-846 8270D	5/16/16	5/19/16 13:35	CJM
Fluorene (low)	ND	0.94	µg/L	1		SW-846 8270D	5/16/16	5/19/16 13:35	CJM
Indeno(1,2,3-cd)pyrene (low)	ND	0.19	µg/L	1		SW-846 8270D	5/16/16	5/19/16 13:35	CJM
2-Methylnaphthalene (low)	ND	0.94	µg/L	1		SW-846 8270D	5/16/16	5/19/16 13:35	CJM
Naphthalene (low)	ND	0.94	µg/L	1		SW-846 8270D	5/16/16	5/19/16 13:35	CJM
Phenanthrene (low)	ND	0.047	µg/L	1		SW-846 8270D	5/16/16	5/19/16 13:35	CJM
Pyrene (low)	ND	0.94	µg/L	1	R-05	SW-846 8270D	5/16/16	5/19/16 13:35	CJM

Surrogates	% Recovery	Recovery Limits	Flag/Qual	
Nitrobenzene-d5 (low)	67.8	30-130		5/19/16 13:35
2-Fluorobiphenyl (low)	66.4	30-130		5/19/16 13:35
p-Terphenyl-d14 (low)	56.0	30-130		5/19/16 13:35

con-test® ANALYTICAL LABORATORY
39 Spruce Street * East Longmeadow, MA 01028 * FAX 413/525-6405 * TEL. 413/525-2332

Project Location: 1654 King St., Enfield, CT | Sample Description: | Work Order: 16E0554

Date Received: 5/12/2016

Field Sample #: RW-2 | Sampled: 5/12/2016 10:20

Sample ID: 16E0554-05

Sample Matrix: Ground Water

Metals Analyses (Total)

Analyte	Results	RL	Units	Dilution	Flag/Qual	Method	Date Prepared	Date/Time Analyzed	Analyst
Antimony	ND	5.0	µg/L	5		SW-846 6020A-B	5/19/16	5/19/16 15:15	WSD
Arsenic	ND	2.0	µg/L	5		SW-846 6020A-B	5/19/16	5/19/16 15:15	WSD
Barium	ND	50	µg/L	5		SW-846 6020A-B	5/19/16	5/19/16 15:15	WSD
Beryllium	ND	2.0	µg/L	5		SW-846 6020A-B	5/19/16	5/19/16 15:15	WSD
Cadmium	ND	2.5	µg/L	5		SW-846 6020A-B	5/19/16	5/19/16 15:15	WSD
Chromium	ND	5.0	µg/L	5		SW-846 6020A-B	5/19/16	5/19/16 15:15	WSD
Copper	ND	25	µg/L	5		SW-846 6020A-B	5/19/16	5/19/16 15:15	WSD
Lead	ND	5.0	µg/L	5		SW-846 6020A-B	5/19/16	5/19/16 15:15	WSD
Mercury	ND	0.00010	mg/L	1		SW-846 7470A	5/17/16	5/17/16 13:03	SCB
Nickel	ND	25	µg/L	5		SW-846 6020A-B	5/19/16	5/19/16 15:15	WSD
Selenium	ND	25	µg/L	5		SW-846 6020A-B	5/19/16	5/19/16 15:15	WSD
Silver	ND	2.5	µg/L	5		SW-846 6020A-B	5/19/16	5/19/16 15:15	WSD
Thallium	ND	1.0	µg/L	5		SW-846 6020A-B	5/19/16	5/19/16 15:15	WSD
Vanadium	ND	25	µg/L	5		SW-846 6020A-B	5/19/16	5/19/16 15:15	WSD
Zinc	ND	50	µg/L	5		SW-846 6020A-B	5/19/16	5/19/16 15:15	WSD

con-test® ANALYTICAL LABORATORY
39 Spruce Street * East Longmeadow, MA 01028 * FAX 413/525-6405 * TEL. 413/525-2332

Project Location: 1654 King St., Enfield, CT | Sample Description: | Work Order: 16E0554

Date Received: 5/12/2016

Field Sample #: RW-2 | Sampled: 5/12/2016 10:20

Sample ID: 16E0554-05

Sample Matrix: Ground Water

Metals Analyses (Dissolved)

Analyte	Results	RL	Units	Dilution	Flag/Qual	Method	Date Prepared	Date/Time Analyzed	Analyst
Antimony	ND	5.0	µg/L	5		SW-846 6020A-B	5/20/16	5/21/16 7:22	WSD
Arsenic	ND	2.0	µg/L	5		SW-846 6020A-B	5/20/16	5/21/16 7:22	WSD
Barium	ND	50	µg/L	5		SW-846 6020A-B	5/20/16	5/21/16 7:22	WSD
Beryllium	ND	2.0	µg/L	5		SW-846 6020A-B	5/20/16	5/21/16 7:22	WSD
Cadmium	ND	2.5	µg/L	5		SW-846 6020A-B	5/20/16	5/21/16 7:22	WSD
Chromium	ND	5.0	µg/L	5		SW-846 6020A-B	5/20/16	5/21/16 7:22	WSD
Copper	ND	25	µg/L	5		SW-846 6020A-B	5/20/16	5/21/16 7:22	WSD
Lead	ND	5.0	µg/L	5		SW-846 6020A-B	5/20/16	5/21/16 7:22	WSD
Mercury	ND	0.00010	mg/L	1		SW-846 7470A	5/18/16	5/19/16 13:21	SCB
Nickel	ND	25	µg/L	5		SW-846 6020A-B	5/20/16	5/21/16 7:22	WSD
Selenium	ND	25	µg/L	5		SW-846 6020A-B	5/20/16	5/21/16 7:22	WSD
Silver	ND	2.5	µg/L	5		SW-846 6020A-B	5/20/16	5/21/16 7:22	WSD
Thallium	ND	1.0	µg/L	5		SW-846 6020A-B	5/20/16	5/21/16 7:22	WSD
Vanadium	ND	25	µg/L	5		SW-846 6020A-B	5/20/16	5/21/16 7:22	WSD
Zinc	ND	50	µg/L	5		SW-846 6020A-B	5/20/16	5/21/16 7:22	WSD

con-test® ANALYTICAL LABORATORY
39 Spruce Street * East Longmeadow, MA 01028 * FAX 413/525-6405 * TEL. 413/525-2332

Project Location: 1654 King St., Enfield, CT | Sample Description: | Work Order: 16E0554

Date Received: 5/12/2016

Field Sample #: DUP20160512 | Sampled: 5/12/2016 00:00

Sample ID: 16E0554-06

Sample Matrix: Ground Water

Volatile Organic Compounds by GC/MS

Analyte	Results	RL	Units	Dilution	Flag/Qual	Method	Date Prepared	Date/Time Analyzed	Analyst
Acetone	ND	10	µg/L	1		SW-846 8260C	5/19/16	5/20/16 0:54	EEH
Acrylonitrile	ND	2.0	µg/L	1		SW-846 8260C	5/19/16	5/20/16 0:54	EEH
Benzene	ND	0.50	µg/L	1		SW-846 8260C	5/19/16	5/20/16 0:54	EEH
Bromobenzene	ND	0.50	µg/L	1		SW-846 8260C	5/19/16	5/20/16 0:54	EEH
Bromodichloromethane	ND	0.50	µg/L	1		SW-846 8260C	5/19/16	5/20/16 0:54	EEH
Bromoform	ND	0.50	µg/L	1		SW-846 8260C	5/19/16	5/20/16 0:54	EEH
Bromomethane	ND	2.0	µg/L	1		SW-846 8260C	5/19/16	5/20/16 0:54	EEH
2-Butanone (MEK)	ND	10	µg/L	1		SW-846 8260C	5/19/16	5/20/16 0:54	EEH
n-Butylbenzene	ND	1.0	µg/L	1		SW-846 8260C	5/19/16	5/20/16 0:54	EEH
sec-Butylbenzene	ND	1.0	µg/L	1		SW-846 8260C	5/19/16	5/20/16 0:54	EEH
tert-Butylbenzene	ND	1.0	µg/L	1		SW-846 8260C	5/19/16	5/20/16 0:54	EEH
Carbon Disulfide	ND	5.0	µg/L	1		SW-846 8260C	5/19/16	5/20/16 0:54	EEH
Carbon Tetrachloride	ND	0.50	µg/L	1		SW-846 8260C	5/19/16	5/20/16 0:54	EEH
Chlorobenzene	ND	0.50	µg/L	1		SW-846 8260C	5/19/16	5/20/16 0:54	EEH
Chlorodibromomethane	ND	0.50	µg/L	1		SW-846 8260C	5/19/16	5/20/16 0:54	EEH
Chloroethane	ND	1.0	µg/L	1		SW-846 8260C	5/19/16	5/20/16 0:54	EEH
Chloroform	ND	0.50	µg/L	1		SW-846 8260C	5/19/16	5/20/16 0:54	EEH
Chloromethane	ND	2.0	µg/L	1		SW-846 8260C	5/19/16	5/20/16 0:54	EEH
2-Chlorotoluene	ND	0.50	µg/L	1		SW-846 8260C	5/19/16	5/20/16 0:54	EEH
4-Chlorotoluene	ND	0.50	µg/L	1		SW-846 8260C	5/19/16	5/20/16 0:54	EEH
1,2-Dibromo-3-chloropropane (DBCP)	ND	2.0	µg/L	1		SW-846 8260C	5/19/16	5/20/16 0:54	EEH
1,2-Dibromoethane (EDB)	ND	0.50	µg/L	1		SW-846 8260C	5/19/16	5/20/16 0:54	EEH
Dibromomethane	ND	0.50	µg/L	1		SW-846 8260C	5/19/16	5/20/16 0:54	EEH
1,2-Dichlorobenzene	ND	0.50	µg/L	1		SW-846 8260C	5/19/16	5/20/16 0:54	EEH
1,3-Dichlorobenzene	ND	0.50	µg/L	1		SW-846 8260C	5/19/16	5/20/16 0:54	EEH
1,4-Dichlorobenzene	ND	0.50	µg/L	1		SW-846 8260C	5/19/16	5/20/16 0:54	EEH
trans-1,4-Dichloro-2-butene	ND	5.0	µg/L	1		SW-846 8260C	5/19/16	5/20/16 0:54	EEH
Dichlorodifluoromethane (Freon 12)	ND	0.50	µg/L	1		SW-846 8260C	5/19/16	5/20/16 0:54	EEH
1,1-Dichloroethane	ND	0.50	µg/L	1		SW-846 8260C	5/19/16	5/20/16 0:54	EEH
1,2-Dichloroethane	ND	0.50	µg/L	1		SW-846 8260C	5/19/16	5/20/16 0:54	EEH
1,1-Dichloroethylene	ND	0.50	µg/L	1		SW-846 8260C	5/19/16	5/20/16 0:54	EEH
cis-1,2-Dichloroethylene	ND	0.50	µg/L	1		SW-846 8260C	5/19/16	5/20/16 0:54	EEH
trans-1,2-Dichloroethylene	ND	1.0	µg/L	1		SW-846 8260C	5/19/16	5/20/16 0:54	EEH
1,2-Dichloropropane	ND	0.50	µg/L	1		SW-846 8260C	5/19/16	5/20/16 0:54	EEH
1,3-Dichloropropane	ND	0.50	µg/L	1		SW-846 8260C	5/19/16	5/20/16 0:54	EEH
2,2-Dichloropropane	ND	0.50	µg/L	1		SW-846 8260C	5/19/16	5/20/16 0:54	EEH
1,1-Dichloropropene	ND	0.50	µg/L	1		SW-846 8260C	5/19/16	5/20/16 0:54	EEH
cis-1,3-Dichloropropene	ND	0.50	µg/L	1		SW-846 8260C	5/19/16	5/20/16 0:54	EEH
trans-1,3-Dichloropropene	ND	0.50	µg/L	1		SW-846 8260C	5/19/16	5/20/16 0:54	EEH
Ethylbenzene	ND	0.50	µg/L	1		SW-846 8260C	5/19/16	5/20/16 0:54	EEH
Hexachlorobutadiene	ND	0.40	µg/L	1		SW-846 8260C	5/19/16	5/20/16 0:54	EEH
2-Hexanone (MBK)	ND	10	µg/L	1		SW-846 8260C	5/19/16	5/20/16 0:54	EEH
Isopropylbenzene (Cumene)	ND	0.50	µg/L	1		SW-846 8260C	5/19/16	5/20/16 0:54	EEH
p-Isopropyltoluene (p-Cymene)	ND	0.50	µg/L	1		SW-846 8260C	5/19/16	5/20/16 0:54	EEH

con-test® ANALYTICAL LABORATORY
39 Spruce Street * East Longmeadow, MA 01028 * FAX 413/525-6405 * TEL. 413/525-2332

Project Location: 1654 King St., Enfield, CT | Sample Description: | Work Order: 16E0554

Date Received: 5/12/2016

Field Sample #: DUP20160512 | Sampled: 5/12/2016 00:00

Sample ID: 16E0554-06

Sample Matrix: Ground Water

Volatile Organic Compounds by GC/MS

Analyte	Results	RL	Units	Dilution	Flag/Qual	Method	Date Prepared	Date/Time Analyzed	Analyst
Methyl tert-Butyl Ether (MTBE)	ND	0.50	µg/L	1		SW-846 8260C	5/19/16	5/20/16 0:54	EEH
Methylene Chloride	ND	5.0	µg/L	1		SW-846 8260C	5/19/16	5/20/16 0:54	EEH
4-Methyl-2-pentanone (MIBK)	ND	5.0	µg/L	1		SW-846 8260C	5/19/16	5/20/16 0:54	EEH
Naphthalene	ND	2.0	µg/L	1		SW-846 8260C	5/19/16	5/20/16 0:54	EEH
n-Propylbenzene	ND	1.0	µg/L	1		SW-846 8260C	5/19/16	5/20/16 0:54	EEH
Styrene	ND	1.0	µg/L	1		SW-846 8260C	5/19/16	5/20/16 0:54	EEH
1,1,1,2-Tetrachloroethane	ND	0.50	µg/L	1		SW-846 8260C	5/19/16	5/20/16 0:54	EEH
1,1,2,2-Tetrachloroethane	ND	0.50	µg/L	1		SW-846 8260C	5/19/16	5/20/16 0:54	EEH
Tetrachloroethylene	ND	1.0	µg/L	1		SW-846 8260C	5/19/16	5/20/16 0:54	EEH
Tetrahydrofuran	ND	10	µg/L	1		SW-846 8260C	5/19/16	5/20/16 0:54	EEH
Toluene	ND	1.0	µg/L	1		SW-846 8260C	5/19/16	5/20/16 0:54	EEH
1,2,3-Trichlorobenzene	ND	0.50	µg/L	1		SW-846 8260C	5/19/16	5/20/16 0:54	EEH
1,2,4-Trichlorobenzene	ND	0.50	µg/L	1		SW-846 8260C	5/19/16	5/20/16 0:54	EEH
1,1,1-Trichloroethane	ND	0.50	µg/L	1		SW-846 8260C	5/19/16	5/20/16 0:54	EEH
1,1,2-Trichloroethane	ND	0.50	µg/L	1		SW-846 8260C	5/19/16	5/20/16 0:54	EEH
Trichloroethylene	ND	1.0	µg/L	1		SW-846 8260C	5/19/16	5/20/16 0:54	EEH
Trichlorofluoromethane (Freon 11)	ND	2.0	µg/L	1		SW-846 8260C	5/19/16	5/20/16 0:54	EEH
1,2,3-Trichloropropane	ND	0.50	µg/L	1		SW-846 8260C	5/19/16	5/20/16 0:54	EEH
1,1,2-Trichloro-1,2,2-trifluoroethane (Freon 113)	ND	0.50	µg/L	1		SW-846 8260C	5/19/16	5/20/16 0:54	EEH
1,2,4-Trimethylbenzene	ND	0.50	µg/L	1		SW-846 8260C	5/19/16	5/20/16 0:54	EEH
1,3,5-Trimethylbenzene	ND	0.50	µg/L	1		SW-846 8260C	5/19/16	5/20/16 0:54	EEH
Vinyl Chloride	ND	1.0	µg/L	1		SW-846 8260C	5/19/16	5/20/16 0:54	EEH
m+p Xylene	ND	2.0	µg/L	1		SW-846 8260C	5/19/16	5/20/16 0:54	EEH
o-Xylene	ND	1.0	µg/L	1		SW-846 8260C	5/19/16	5/20/16 0:54	EEH

Surrogates	% Recovery	Recovery Limits	Flag/Qual	
1,2-Dichloroethane-d4	93.8	70-130		5/20/16 0:54
Toluene-d8	101	70-130		5/20/16 0:54
4-Bromofluorobenzene	101	70-130		5/20/16 0:54

con-test® ANALYTICAL LABORATORY
39 Spruce Street * East Longmeadow, MA 01028 * FAX 413/525-6405 * TEL. 413/525-2332

Project Location: 1654 King St., Enfield, CT | Sample Description: | Work Order: 16E0554

Date Received: 5/12/2016

Field Sample #: DUP20160512 | Sampled: 5/12/2016 00:00

Sample ID: 16E0554-06

Sample Matrix: Ground Water

Semivolatile Organic Compounds by GC/MS

Analyte	Results	RL	Units	Dilution	Flag/Qual	Method	Date Prepared	Date/Time Analyzed	Analyst
Acenaphthene (low)	ND	0.28	µg/L	1		SW-846 8270D	5/16/16	5/19/16 14:04	CJM
Acenaphthylene (low)	ND	0.28	µg/L	1		SW-846 8270D	5/16/16	5/19/16 14:04	CJM
Anthracene (low)	ND	0.19	µg/L	1		SW-846 8270D	5/16/16	5/19/16 14:04	CJM
Benzo(a)anthracene (low)	ND	0.047	µg/L	1		SW-846 8270D	5/16/16	5/19/16 14:04	CJM
Benzo(a)pyrene (low)	ND	0.095	µg/L	1		SW-846 8270D	5/16/16	5/19/16 14:04	CJM
Benzo(b)fluoranthene (low)	ND	0.047	µg/L	1		SW-846 8270D	5/16/16	5/19/16 14:04	CJM
Benzo(g,h,i)perylene (low)	ND	0.47	µg/L	1		SW-846 8270D	5/16/16	5/19/16 14:04	CJM
Benzo(k)fluoranthene (low)	ND	0.19	µg/L	1		SW-846 8270D	5/16/16	5/19/16 14:04	CJM
Chrysene (low)	ND	0.19	µg/L	1		SW-846 8270D	5/16/16	5/19/16 14:04	CJM
Dibenz(a,h)anthracene (low)	ND	0.19	µg/L	1		SW-846 8270D	5/16/16	5/19/16 14:04	CJM
Fluoranthene (low)	ND	0.47	µg/L	1		SW-846 8270D	5/16/16	5/19/16 14:04	CJM
Fluorene (low)	ND	0.95	µg/L	1		SW-846 8270D	5/16/16	5/19/16 14:04	CJM
Indeno(1,2,3-cd)pyrene (low)	ND	0.19	µg/L	1		SW-846 8270D	5/16/16	5/19/16 14:04	CJM
2-Methylnaphthalene (low)	ND	0.95	µg/L	1		SW-846 8270D	5/16/16	5/19/16 14:04	CJM
Naphthalene (low)	ND	0.95	µg/L	1		SW-846 8270D	5/16/16	5/19/16 14:04	CJM
Phenanthrene (low)	ND	0.047	µg/L	1		SW-846 8270D	5/16/16	5/19/16 14:04	CJM
Pyrene (low)	ND	0.95	µg/L	1	R-05	SW-846 8270D	5/16/16	5/19/16 14:04	CJM

Surrogates	% Recovery	Recovery Limits	Flag/Qual	
Nitrobenzene-d5 (low)	69.9	30-130		5/19/16 14:04
2-Fluorobiphenyl (low)	69.6	30-130		5/19/16 14:04
p-Terphenyl-d14 (low)	52.7	30-130		5/19/16 14:04

con-test® ANALYTICAL LABORATORY
39 Spruce Street * East Longmeadow, MA 01028 * FAX 413/525-6405 * TEL. 413/525-2332

Project Location: 1654 King St., Enfield, CT | Sample Description: | Work Order: 16E0554

Date Received: 5/12/2016

Field Sample #: DUP20160512 | Sampled: 5/12/2016 00:00

Sample ID: 16E0554-06

Sample Matrix: Ground Water

Metals Analyses (Total)

Analyte	Results	RL	Units	Dilution	Flag/Qual	Method	Date Prepared	Date/Time Analyzed	Analyst
Antimony	ND	5.0	µg/L	5		SW-846 6020A-B	5/19/16	5/19/16 15:19	WSD
Arsenic	ND	2.0	µg/L	5		SW-846 6020A-B	5/19/16	5/19/16 15:19	WSD
Barium	ND	50	µg/L	5		SW-846 6020A-B	5/19/16	5/19/16 15:19	WSD
Beryllium	ND	2.0	µg/L	5		SW-846 6020A-B	5/19/16	5/19/16 15:19	WSD
Cadmium	ND	2.5	µg/L	5		SW-846 6020A-B	5/19/16	5/19/16 15:19	WSD
Chromium	ND	5.0	µg/L	5		SW-846 6020A-B	5/19/16	5/19/16 15:19	WSD
Copper	ND	25	µg/L	5		SW-846 6020A-B	5/19/16	5/19/16 15:19	WSD
Lead	ND	5.0	µg/L	5		SW-846 6020A-B	5/19/16	5/19/16 15:19	WSD
Mercury	ND	0.00010	mg/L	1		SW-846 7470A	5/17/16	5/17/16 13:04	SCB
Nickel	ND	25	µg/L	5		SW-846 6020A-B	5/19/16	5/19/16 15:19	WSD
Selenium	ND	25	µg/L	5		SW-846 6020A-B	5/19/16	5/19/16 15:19	WSD
Silver	ND	2.5	µg/L	5		SW-846 6020A-B	5/19/16	5/19/16 15:19	WSD
Thallium	ND	1.0	µg/L	5		SW-846 6020A-B	5/19/16	5/19/16 15:19	WSD
Vanadium	ND	25	µg/L	5		SW-846 6020A-B	5/19/16	5/19/16 15:19	WSD
Zinc	51	50	µg/L	5		SW-846 6020A-B	5/19/16	5/19/16 15:19	WSD

con-test® ANALYTICAL LABORATORY
39 Spruce Street * East Longmeadow, MA 01028 * FAX 413/525-6405 * TEL. 413/525-2332

Project Location: 1654 King St., Enfield, CT | Sample Description: | Work Order: 16E0554

Date Received: 5/12/2016

Field Sample #: DUP20160512 | Sampled: 5/12/2016 00:00

Sample ID: 16E0554-06

Sample Matrix: Ground Water

Metals Analyses (Dissolved)

Analyte	Results	RL	Units	Dilution	Flag/Qual	Method	Date Prepared	Date/Time Analyzed	Analyst
Antimony	ND	5.0	µg/L	5		SW-846 6020A-B	5/20/16	5/21/16 7:32	WSD
Arsenic	ND	2.0	µg/L	5		SW-846 6020A-B	5/20/16	5/21/16 7:32	WSD
Barium	ND	50	µg/L	5		SW-846 6020A-B	5/20/16	5/21/16 7:32	WSD
Beryllium	ND	2.0	µg/L	5		SW-846 6020A-B	5/20/16	5/21/16 7:32	WSD
Cadmium	ND	2.5	µg/L	5		SW-846 6020A-B	5/20/16	5/21/16 7:32	WSD
Chromium	ND	5.0	µg/L	5		SW-846 6020A-B	5/20/16	5/21/16 7:32	WSD
Copper	ND	25	µg/L	5		SW-846 6020A-B	5/20/16	5/21/16 7:32	WSD
Lead	ND	5.0	µg/L	5		SW-846 6020A-B	5/20/16	5/21/16 7:32	WSD
Mercury	ND	0.00010	mg/L	1		SW-846 7470A	5/18/16	5/19/16 13:22	SCB
Nickel	ND	25	µg/L	5		SW-846 6020A-B	5/20/16	5/21/16 7:32	WSD
Selenium	ND	25	µg/L	5		SW-846 6020A-B	5/20/16	5/21/16 7:32	WSD
Silver	ND	2.5	µg/L	5		SW-846 6020A-B	5/20/16	5/21/16 7:32	WSD
Thallium	ND	1.0	µg/L	5		SW-846 6020A-B	5/20/16	5/21/16 7:32	WSD
Vanadium	ND	25	µg/L	5		SW-846 6020A-B	5/20/16	5/21/16 7:32	WSD
Zinc	55	50	µg/L	5		SW-846 6020A-B	5/20/16	5/21/16 7:32	WSD

con-test® ANALYTICAL LABORATORY
39 Spruce Street * East Longmeadow, MA 01028 * FAX 413/525-6405 * TEL. 413/525-2332

Project Location: 1654 King St., Enfield, CT | Sample Description: | Work Order: 16E0554

Date Received: 5/12/2016

Field Sample #: EB20160512 | Sampled: 5/10/2016 11:00

Sample ID: 16E0554-07

Sample Matrix: Equipment Blank Water

Volatile Organic Compounds by GC/MS

Analyte	Results	RL	Units	Dilution	Flag/Qual	Method	Date Prepared	Date/Time Analyzed	Analyst
Acetone	ND	10	µg/L	1		SW-846 8260C	5/19/16	5/19/16 23:34	EEH
Acrylonitrile	ND	2.0	µg/L	1		SW-846 8260C	5/19/16	5/19/16 23:34	EEH
Benzene	ND	0.50	µg/L	1		SW-846 8260C	5/19/16	5/19/16 23:34	EEH
Bromobenzene	ND	0.50	µg/L	1		SW-846 8260C	5/19/16	5/19/16 23:34	EEH
Bromodichloromethane	ND	0.50	µg/L	1		SW-846 8260C	5/19/16	5/19/16 23:34	EEH
Bromoform	ND	0.50	µg/L	1		SW-846 8260C	5/19/16	5/19/16 23:34	EEH
Bromomethane	ND	2.0	µg/L	1		SW-846 8260C	5/19/16	5/19/16 23:34	EEH
2-Butanone (MEK)	ND	10	µg/L	1		SW-846 8260C	5/19/16	5/19/16 23:34	EEH
n-Butylbenzene	ND	1.0	µg/L	1		SW-846 8260C	5/19/16	5/19/16 23:34	EEH
sec-Butylbenzene	ND	1.0	µg/L	1		SW-846 8260C	5/19/16	5/19/16 23:34	EEH
tert-Butylbenzene	ND	1.0	µg/L	1		SW-846 8260C	5/19/16	5/19/16 23:34	EEH
Carbon Disulfide	ND	5.0	µg/L	1		SW-846 8260C	5/19/16	5/19/16 23:34	EEH
Carbon Tetrachloride	ND	0.50	µg/L	1		SW-846 8260C	5/19/16	5/19/16 23:34	EEH
Chlorobenzene	ND	0.50	µg/L	1		SW-846 8260C	5/19/16	5/19/16 23:34	EEH
Chlorodibromomethane	ND	0.50	µg/L	1		SW-846 8260C	5/19/16	5/19/16 23:34	EEH
Chloroethane	ND	1.0	µg/L	1		SW-846 8260C	5/19/16	5/19/16 23:34	EEH
Chloroform	ND	0.50	µg/L	1		SW-846 8260C	5/19/16	5/19/16 23:34	EEH
Chloromethane	ND	2.0	µg/L	1		SW-846 8260C	5/19/16	5/19/16 23:34	EEH
2-Chlorotoluene	ND	0.50	µg/L	1		SW-846 8260C	5/19/16	5/19/16 23:34	EEH
4-Chlorotoluene	ND	0.50	µg/L	1		SW-846 8260C	5/19/16	5/19/16 23:34	EEH
1,2-Dibromo-3-chloropropane (DBCP)	ND	2.0	µg/L	1		SW-846 8260C	5/19/16	5/19/16 23:34	EEH
1,2-Dibromoethane (EDB)	ND	0.50	µg/L	1		SW-846 8260C	5/19/16	5/19/16 23:34	EEH
Dibromomethane	ND	0.50	µg/L	1		SW-846 8260C	5/19/16	5/19/16 23:34	EEH
1,2-Dichlorobenzene	ND	0.50	µg/L	1		SW-846 8260C	5/19/16	5/19/16 23:34	EEH
1,3-Dichlorobenzene	ND	0.50	µg/L	1		SW-846 8260C	5/19/16	5/19/16 23:34	EEH
1,4-Dichlorobenzene	ND	0.50	µg/L	1		SW-846 8260C	5/19/16	5/19/16 23:34	EEH
trans-1,4-Dichloro-2-butene	ND	5.0	µg/L	1		SW-846 8260C	5/19/16	5/19/16 23:34	EEH
Dichlorodifluoromethane (Freon 12)	ND	0.50	µg/L	1		SW-846 8260C	5/19/16	5/19/16 23:34	EEH
1,1-Dichloroethane	ND	0.50	µg/L	1		SW-846 8260C	5/19/16	5/19/16 23:34	EEH
1,2-Dichloroethane	ND	0.50	µg/L	1		SW-846 8260C	5/19/16	5/19/16 23:34	EEH
1,1-Dichloroethylene	ND	0.50	µg/L	1		SW-846 8260C	5/19/16	5/19/16 23:34	EEH
cis-1,2-Dichloroethylene	ND	0.50	µg/L	1		SW-846 8260C	5/19/16	5/19/16 23:34	EEH
trans-1,2-Dichloroethylene	ND	1.0	µg/L	1		SW-846 8260C	5/19/16	5/19/16 23:34	EEH
1,2-Dichloropropane	ND	0.50	µg/L	1		SW-846 8260C	5/19/16	5/19/16 23:34	EEH
1,3-Dichloropropane	ND	0.50	µg/L	1		SW-846 8260C	5/19/16	5/19/16 23:34	EEH
2,2-Dichloropropane	ND	0.50	µg/L	1		SW-846 8260C	5/19/16	5/19/16 23:34	EEH
1,1-Dichloropropene	ND	0.50	µg/L	1		SW-846 8260C	5/19/16	5/19/16 23:34	EEH
cis-1,3-Dichloropropene	ND	0.50	µg/L	1		SW-846 8260C	5/19/16	5/19/16 23:34	EEH
trans-1,3-Dichloropropene	ND	0.50	µg/L	1		SW-846 8260C	5/19/16	5/19/16 23:34	EEH
Ethylbenzene	ND	0.50	µg/L	1		SW-846 8260C	5/19/16	5/19/16 23:34	EEH
Hexachlorobutadiene	ND	0.40	µg/L	1		SW-846 8260C	5/19/16	5/19/16 23:34	EEH
2-Hexanone (MBK)	ND	10	µg/L	1		SW-846 8260C	5/19/16	5/19/16 23:34	EEH
Isopropylbenzene (Cumene)	ND	0.50	µg/L	1		SW-846 8260C	5/19/16	5/19/16 23:34	EEH
p-Isopropyltoluene (p-Cymene)	ND	0.50	µg/L	1		SW-846 8260C	5/19/16	5/19/16 23:34	EEH

con-test® ANALYTICAL LABORATORY
39 Spruce Street * East Longmeadow, MA 01028 * FAX 413/525-6405 * TEL. 413/525-2332

Project Location: 1654 King St., Enfield, CT | Sample Description: | Work Order: 16E0554

Date Received: 5/12/2016

Field Sample #: EB20160512 | Sampled: 5/10/2016 11:00

Sample ID: 16E0554-07

Sample Matrix: Equipment Blank Water

Volatile Organic Compounds by GC/MS

Analyte	Results	RL	Units	Dilution	Flag/Qual	Method	Date Prepared	Date/Time Analyzed	Analyst
Methyl tert-Butyl Ether (MTBE)	ND	0.50	µg/L	1		SW-846 8260C	5/19/16	5/19/16 23:34	EEH
Methylene Chloride	ND	5.0	µg/L	1		SW-846 8260C	5/19/16	5/19/16 23:34	EEH
4-Methyl-2-pentanone (MIBK)	ND	5.0	µg/L	1		SW-846 8260C	5/19/16	5/19/16 23:34	EEH
Naphthalene	ND	2.0	µg/L	1		SW-846 8260C	5/19/16	5/19/16 23:34	EEH
n-Propylbenzene	ND	1.0	µg/L	1		SW-846 8260C	5/19/16	5/19/16 23:34	EEH
Styrene	ND	1.0	µg/L	1		SW-846 8260C	5/19/16	5/19/16 23:34	EEH
1,1,1,2-Tetrachloroethane	ND	0.50	µg/L	1		SW-846 8260C	5/19/16	5/19/16 23:34	EEH
1,1,2,2-Tetrachloroethane	ND	0.50	µg/L	1		SW-846 8260C	5/19/16	5/19/16 23:34	EEH
Tetrachloroethylene	ND	1.0	µg/L	1		SW-846 8260C	5/19/16	5/19/16 23:34	EEH
Tetrahydrofuran	ND	10	µg/L	1		SW-846 8260C	5/19/16	5/19/16 23:34	EEH
Toluene	ND	1.0	µg/L	1		SW-846 8260C	5/19/16	5/19/16 23:34	EEH
1,2,3-Trichlorobenzene	ND	0.50	µg/L	1		SW-846 8260C	5/19/16	5/19/16 23:34	EEH
1,2,4-Trichlorobenzene	ND	0.50	µg/L	1		SW-846 8260C	5/19/16	5/19/16 23:34	EEH
1,1,1-Trichloroethane	ND	0.50	µg/L	1		SW-846 8260C	5/19/16	5/19/16 23:34	EEH
1,1,2-Trichloroethane	ND	0.50	µg/L	1		SW-846 8260C	5/19/16	5/19/16 23:34	EEH
Trichloroethylene	ND	1.0	µg/L	1		SW-846 8260C	5/19/16	5/19/16 23:34	EEH
Trichlorofluoromethane (Freon 11)	ND	2.0	µg/L	1		SW-846 8260C	5/19/16	5/19/16 23:34	EEH
1,2,3-Trichloropropane	ND	0.50	µg/L	1		SW-846 8260C	5/19/16	5/19/16 23:34	EEH
1,1,2-Trichloro-1,2,2-trifluoroethane (Freon 113)	ND	0.50	µg/L	1		SW-846 8260C	5/19/16	5/19/16 23:34	EEH
1,2,4-Trimethylbenzene	ND	0.50	µg/L	1		SW-846 8260C	5/19/16	5/19/16 23:34	EEH
1,3,5-Trimethylbenzene	ND	0.50	µg/L	1		SW-846 8260C	5/19/16	5/19/16 23:34	EEH
Vinyl Chloride	ND	1.0	µg/L	1		SW-846 8260C	5/19/16	5/19/16 23:34	EEH
m+p Xylene	ND	2.0	µg/L	1		SW-846 8260C	5/19/16	5/19/16 23:34	EEH
o-Xylene	ND	1.0	µg/L	1		SW-846 8260C	5/19/16	5/19/16 23:34	EEH

Surrogates	% Recovery	Recovery Limits	Flag/Qual	
1,2-Dichloroethane-d4	94.1	70-130		5/19/16 23:34
Toluene-d8	99.4	70-130		5/19/16 23:34
4-Bromofluorobenzene	98.2	70-130		5/19/16 23:34

con-test® ANALYTICAL LABORATORY
39 Spruce Street * East Longmeadow, MA 01028 * FAX 413/525-6405 * TEL. 413/525-2332

Project Location: 1654 King St., Enfield, CT | Sample Description: | Work Order: 16E0554

Date Received: 5/12/2016

Field Sample #: EB20160512 | Sampled: 5/10/2016 11:00

Sample ID: 16E0554-07

Sample Matrix: Equipment Blank Water

Semivolatile Organic Compounds by GC/MS

Analyte	Results	RL	Units	Dilution	Flag/Qual	Method	Date Prepared	Date/Time Analyzed	Analyst
Acenaphthene (low)	ND	0.27	µg/L	1		SW-846 8270D	5/16/16	5/19/16 14:34	CJM
Acenaphthylene (low)	ND	0.27	µg/L	1		SW-846 8270D	5/16/16	5/19/16 14:34	CJM
Anthracene (low)	ND	0.18	µg/L	1		SW-846 8270D	5/16/16	5/19/16 14:34	CJM
Benzo(a)anthracene (low)	ND	0.045	µg/L	1		SW-846 8270D	5/16/16	5/19/16 14:34	CJM
Benzo(a)pyrene (low)	ND	0.091	µg/L	1		SW-846 8270D	5/16/16	5/19/16 14:34	CJM
Benzo(b)fluoranthene (low)	ND	0.045	µg/L	1		SW-846 8270D	5/16/16	5/19/16 14:34	CJM
Benzo(g,h,i)perylene (low)	ND	0.45	µg/L	1		SW-846 8270D	5/16/16	5/19/16 14:34	CJM
Benzo(k)fluoranthene (low)	ND	0.18	µg/L	1		SW-846 8270D	5/16/16	5/19/16 14:34	CJM
Chrysene (low)	ND	0.18	µg/L	1		SW-846 8270D	5/16/16	5/19/16 14:34	CJM
Dibenz(a,h)anthracene (low)	ND	0.18	µg/L	1		SW-846 8270D	5/16/16	5/19/16 14:34	CJM
Fluoranthene (low)	ND	0.45	µg/L	1		SW-846 8270D	5/16/16	5/19/16 14:34	CJM
Fluorene (low)	ND	0.91	µg/L	1		SW-846 8270D	5/16/16	5/19/16 14:34	CJM
Indeno(1,2,3-cd)pyrene (low)	ND	0.18	µg/L	1		SW-846 8270D	5/16/16	5/19/16 14:34	CJM
2-Methylnaphthalene (low)	ND	0.91	µg/L	1		SW-846 8270D	5/16/16	5/19/16 14:34	CJM
Naphthalene (low)	ND	0.91	µg/L	1		SW-846 8270D	5/16/16	5/19/16 14:34	CJM
Phenanthrene (low)	ND	0.045	µg/L	1		SW-846 8270D	5/16/16	5/19/16 14:34	CJM
Pyrene (low)	ND	0.91	µg/L	1	R-05	SW-846 8270D	5/16/16	5/19/16 14:34	CJM

Surrogates	% Recovery	Recovery Limits	Flag/Qual	
Nitrobenzene-d5 (low)	71.1	30-130		5/19/16 14:34
2-Fluorobiphenyl (low)	70.4	30-130		5/19/16 14:34
p-Terphenyl-d14 (low)	57.7	30-130		5/19/16 14:34

con-test® ANALYTICAL LABORATORY
39 Spruce Street * East Longmeadow, MA 01028 * FAX 413/525-6405 * TEL. 413/525-2332

Project Location: 1654 King St., Enfield, CT | Sample Description: | Work Order: 16E0554

Date Received: 5/12/2016

Field Sample #: EB20160512 | Sampled: 5/10/2016 11:00

Sample ID: 16E0554-07

Sample Matrix: Equipment Blank Water

Metals Analyses (Total)

Analyte	Results	RL	Units	Dilution	Flag/Qual	Method	Date Prepared	Date/Time Analyzed	Analyst
Antimony	ND	5.0	µg/L	5		SW-846 6020A-B	5/19/16	5/19/16 15:22	WSD
Arsenic	ND	2.0	µg/L	5		SW-846 6020A-B	5/19/16	5/19/16 15:22	WSD
Barium	ND	50	µg/L	5		SW-846 6020A-B	5/19/16	5/19/16 15:22	WSD
Beryllium	ND	2.0	µg/L	5		SW-846 6020A-B	5/19/16	5/19/16 15:22	WSD
Cadmium	ND	2.5	µg/L	5		SW-846 6020A-B	5/19/16	5/19/16 15:22	WSD
Chromium	ND	5.0	µg/L	5		SW-846 6020A-B	5/19/16	5/19/16 15:22	WSD
Copper	ND	25	µg/L	5		SW-846 6020A-B	5/19/16	5/19/16 15:22	WSD
Lead	ND	5.0	µg/L	5		SW-846 6020A-B	5/19/16	5/19/16 15:22	WSD
Mercury	ND	0.00010	mg/L	1		SW-846 7470A	5/17/16	5/17/16 13:09	SCB
Nickel	ND	25	µg/L	5		SW-846 6020A-B	5/19/16	5/19/16 15:22	WSD
Selenium	ND	25	µg/L	5		SW-846 6020A-B	5/19/16	5/19/16 15:22	WSD
Silver	ND	2.5	µg/L	5		SW-846 6020A-B	5/19/16	5/19/16 15:22	WSD
Thallium	ND	1.0	µg/L	5		SW-846 6020A-B	5/19/16	5/19/16 15:22	WSD
Vanadium	ND	25	µg/L	5		SW-846 6020A-B	5/19/16	5/19/16 15:22	WSD
Zinc	ND	50	µg/L	5		SW-846 6020A-B	5/19/16	5/19/16 15:22	WSD

con-test® ANALYTICAL LABORATORY
39 Spruce Street * East Longmeadow, MA 01028 * FAX 413/525-6405 * TEL. 413/525-2332

Sample Extraction Data

Prep Method: SW-846 3005A-SW-846 6020A-B

Lab Number [Field ID]	Batch	Initial [mL]	Final [mL]	Date
16E0554-02 [MW-7]	B149576	50.0	50.0	05/19/16
16E0554-04 [MW-12]	B149576	50.0	50.0	05/19/16
16E0554-05 [RW-2]	B149576	50.0	50.0	05/19/16
16E0554-06 [DUP20160512]	B149576	50.0	50.0	05/19/16
16E0554-07 [EB20160512]	B149576	50.0	50.0	05/19/16

Prep Method: SW-846 3005A-SW-846 6020A-B

Lab Number [Field ID]	Batch	Initial [mL]	Final [mL]	Date
16E0554-03 [MW-13]	B149624	50.0	50.0	05/19/16

Prep Method: SW-846 3005A Dissolved-SW-846 6020A-B

Lab Number [Field ID]	Batch	Initial [mL]	Final [mL]	Date
16E0554-03 [MW-13]	B149658	50.0	50.0	05/20/16
16E0554-05 [RW-2]	B149658	50.0	50.0	05/20/16
16E0554-06 [DUP20160512]	B149658	50.0	50.0	05/20/16

Prep Method: SW-846 7470A Prep-SW-846 7470A

Lab Number [Field ID]	Batch	Initial [mL]	Final [mL]	Date
16E0554-02 [MW-7]	B149368	6.00	6.00	05/17/16
16E0554-03 [MW-13]	B149368	6.00	6.00	05/17/16
16E0554-04 [MW-12]	B149368	6.00	6.00	05/17/16
16E0554-05 [RW-2]	B149368	6.00	6.00	05/17/16
16E0554-06 [DUP20160512]	B149368	6.00	6.00	05/17/16
16E0554-07 [EB20160512]	B149368	6.00	6.00	05/17/16

Prep Method: SW-846 7470A Prep-SW-846 7470A

Lab Number [Field ID]	Batch	Initial [mL]	Final [mL]	Date
16E0554-03 [MW-13]	B149511	6.00	6.00	05/18/16
16E0554-05 [RW-2]	B149511	6.00	6.00	05/18/16
16E0554-06 [DUP20160512]	B149511	6.00	6.00	05/18/16

Prep Method: SW-846 5030B-SW-846 8260C

Lab Number [Field ID]	Batch	Initial [mL]	Final [mL]	Date
16E0554-01 [TB20160510]	B149590	5	5.00	05/19/16
16E0554-02 [MW-7]	B149590	5	5.00	05/19/16
16E0554-03 [MW-13]	B149590	5	5.00	05/19/16
16E0554-04 [MW-12]	B149590	5	5.00	05/19/16
16E0554-05 [RW-2]	B149590	5	5.00	05/19/16
16E0554-06 [DUP20160512]	B149590	5	5.00	05/19/16
16E0554-07 [EB20160512]	B149590	5	5.00	05/19/16

con-test® ANALYTICAL LABORATORY
39 Spruce Street * East Longmeadow, MA 01028 * FAX 413/525-6405 * TEL. 413/525-2332

Sample Extraction Data

Prep Method: SW-846 3510C-SW-846 8270D

Lab Number [Field ID]	Batch	Initial [mL]	Final [mL]	Date
16E0554-02 [MW-7]	B149246	1000	1.00	05/16/16
16E0554-03 [MW-13]	B149246	1000	1.00	05/16/16
16E0554-04 [MW-12]	B149246	1000	1.00	05/16/16
16E0554-05 [RW-2]	B149246	960	0.900	05/16/16
16E0554-06 [DUP20160512]	B149246	950	0.900	05/16/16
16E0554-07 [EB20160512]	B149246	990	0.900	05/16/16

con-test® ANALYTICAL LABORATORY
39 Spruce Street * East Longmeadow, MA 01028 * FAX 413/525-6405 * TEL. 413/525-2332

QUALITY CONTROL

Volatile Organic Compounds by GC/MS - Quality Control

Analyte	Result	Reporting Limit	Units	Spike Level	Source Result	%REC	%REC Limits	RPD	RPD Limit	Notes
Batch B149590 - SW-846 5030B										
Blank (B149590-BLK1)				Prepared & Analyzed: 05/19/16						
Acetone	ND	10	µg/L							
Acrylonitrile	ND	2.0	µg/L							
Benzene	ND	0.50	µg/L							
Bromobenzene	ND	0.50	µg/L							
Bromodichloromethane	ND	0.50	µg/L							
Bromoform	ND	0.50	µg/L							
Bromomethane	ND	2.0	µg/L							
2-Butanone (MEK)	ND	10	µg/L							
n-Butylbenzene	ND	1.0	µg/L							
sec-Butylbenzene	ND	1.0	µg/L							
tert-Butylbenzene	ND	1.0	µg/L							
Carbon Disulfide	ND	5.0	µg/L							
Carbon Tetrachloride	ND	0.50	µg/L							
Chlorobenzene	ND	0.50	µg/L							
Chlorodibromomethane	ND	0.50	µg/L							
Chloroethane	ND	1.0	µg/L							
Chloroform	ND	0.50	µg/L							
Chloromethane	ND	2.0	µg/L							
2-Chlorotoluene	ND	0.50	µg/L							
4-Chlorotoluene	ND	0.50	µg/L							
1,2-Dibromo-3-chloropropane (DBCP)	ND	2.0	µg/L							
1,2-Dibromoethane (EDB)	ND	0.50	µg/L							
Dibromomethane	ND	0.50	µg/L							
1,2-Dichlorobenzene	ND	0.50	µg/L							
1,3-Dichlorobenzene	ND	0.50	µg/L							
1,4-Dichlorobenzene	ND	0.50	µg/L							
trans-1,4-Dichloro-2-butene	ND	5.0	µg/L							
Dichlorodifluoromethane (Freon 12)	ND	0.50	µg/L							
1,1-Dichloroethane	ND	0.50	µg/L							
1,2-Dichloroethane	ND	0.50	µg/L							
1,1-Dichloroethylene	ND	0.50	µg/L							
cis-1,2-Dichloroethylene	ND	0.50	µg/L							
trans-1,2-Dichloroethylene	ND	1.0	µg/L							
1,2-Dichloropropane	ND	0.50	µg/L							
1,3-Dichloropropane	ND	0.50	µg/L							
2,2-Dichloropropane	ND	0.50	µg/L							
1,1-Dichloropropene	ND	0.50	µg/L							
cis-1,3-Dichloropropene	ND	0.50	µg/L							
trans-1,3-Dichloropropene	ND	0.50	µg/L							
Ethylbenzene	ND	0.50	µg/L							
Hexachlorobutadiene	ND	0.40	µg/L							
2-Hexanone (MBK)	ND	10	µg/L							
Isopropylbenzene (Cumene)	ND	0.50	µg/L							
p-Isopropyltoluene (p-Cymene)	ND	0.50	µg/L							
Methyl tert-Butyl Ether (MTBE)	ND	0.50	µg/L							
Methylene Chloride	ND	5.0	µg/L							
4-Methyl-2-pentanone (MIBK)	ND	5.0	µg/L							
Naphthalene	ND	2.0	µg/L							
n-Propylbenzene	ND	1.0	µg/L							
Styrene	ND	1.0	µg/L							
1,1,1,2-Tetrachloroethane	ND	0.50	µg/L							
1,1,2,2-Tetrachloroethane	ND	0.50	µg/L							

con-test® ANALYTICAL LABORATORY
39 Spruce Street * East Longmeadow, MA 01028 * FAX 413/525-6405 * TEL. 413/525-2332

QUALITY CONTROL

Volatile Organic Compounds by GC/MS - Quality Control

Analyte	Result	Reporting Limit	Units	Spike Level	Source Result	%REC	%REC Limits	RPD	RPD Limit	Notes
Batch B149590 - SW-846 5030B										
Blank (B149590-BLK1)				Prepared & Analyzed: 05/19/16						
Tetrachloroethylene	ND	1.0	µg/L							
Tetrahydrofuran	ND	10	µg/L							
Toluene	ND	1.0	µg/L							
1,2,3-Trichlorobenzene	ND	0.50	µg/L							
1,2,4-Trichlorobenzene	ND	0.50	µg/L							
1,1,1-Trichloroethane	ND	0.50	µg/L							
1,1,2-Trichloroethane	ND	0.50	µg/L							
Trichloroethylene	ND	1.0	µg/L							
Trichlorofluoromethane (Freon 11)	ND	2.0	µg/L							
1,2,3-Trichloropropane	ND	0.50	µg/L							
1,1,2-Trichloro-1,2,2-trifluoroethane (Freon 113)	ND	0.50	µg/L							
1,2,4-Trimethylbenzene	ND	0.50	µg/L							
1,3,5-Trimethylbenzene	ND	0.50	µg/L							
Vinyl Chloride	ND	1.0	µg/L							
m+p Xylene	ND	2.0	µg/L							
o-Xylene	ND	1.0	µg/L							
Xylenes (total)	ND	3.0	µg/L							
Surrogate: 1,2-Dichloroethane-d4	*23.8*		µg/L	25.0		95.2	70-130			
Surrogate: Toluene-d8	*25.0*		µg/L	25.0		100	70-130			
Surrogate: 4-Bromofluorobenzene	*24.8*		µg/L	25.0		99.0	70-130			
LCS (B149590-BS1)				Prepared & Analyzed: 05/19/16						
Acetone	97.4	10	µg/L	100		97.4	70-130			
Acrylonitrile	10.5	2.0	µg/L	10.0		105	70-130			
Benzene	8.98	0.50	µg/L	10.0		89.8	70-130			
Bromobenzene	9.29	0.50	µg/L	10.0		92.9	70-130			
Bromodichloromethane	8.86	0.50	µg/L	10.0		88.6	70-130			
Bromoform	9.80	0.50	µg/L	10.0		98.0	70-130			
Bromomethane	9.48	2.0	µg/L	10.0		94.8	70-130			
2-Butanone (MEK)	103	10	µg/L	100		103	70-130			
n-Butylbenzene	9.55	1.0	µg/L	10.0		95.5	70-130			
sec-Butylbenzene	9.30	1.0	µg/L	10.0		93.0	70-130			
tert-Butylbenzene	9.47	1.0	µg/L	10.0		94.7	70-130			
Carbon Disulfide	93.6	5.0	µg/L	100		93.6	70-130			
Carbon Tetrachloride	9.10	0.50	µg/L	10.0		91.0	70-130			
Chlorobenzene	9.15	0.50	µg/L	10.0		91.5	70-130			
Chlorodibromomethane	9.23	0.50	µg/L	10.0		92.3	70-130			
Chloroethane	9.81	1.0	µg/L	10.0		98.1	70-130			
Chloroform	8.76	0.50	µg/L	10.0		87.6	70-130			
Chloromethane	11.5	2.0	µg/L	10.0		115	70-130			
2-Chlorotoluene	9.28	0.50	µg/L	10.0		92.8	70-130			
4-Chlorotoluene	9.21	0.50	µg/L	10.0		92.1	70-130			
1,2-Dibromo-3-chloropropane (DBCP)	10.7	2.0	µg/L	10.0		107	70-130			
1,2-Dibromoethane (EDB)	9.48	0.50	µg/L	10.0		94.8	70-130			
Dibromomethane	9.34	0.50	µg/L	10.0		93.4	70-130			
1,2-Dichlorobenzene	9.44	0.50	µg/L	10.0		94.4	70-130			
1,3-Dichlorobenzene	9.41	0.50	µg/L	10.0		94.1	70-130			
1,4-Dichlorobenzene	9.17	0.50	µg/L	10.0		91.7	70-130			
trans-1,4-Dichloro-2-butene	10.1	5.0	µg/L	10.0		101	70-130			
Dichlorodifluoromethane (Freon 12)	8.08	0.50	µg/L	10.0		80.8	70-130			
1,1-Dichloroethane	8.84	0.50	µg/L	10.0		88.4	70-130			
1,2-Dichloroethane	8.21	0.50	µg/L	10.0		82.1	70-130			

con-test® ANALYTICAL LABORATORY
39 Spruce Street * East Longmeadow, MA 01028 * FAX 413/525-6405 * TEL. 413/525-2332

QUALITY CONTROL

Volatile Organic Compounds by GC/MS - Quality Control

Analyte	Result	Reporting Limit	Units	Spike Level	Source Result	%REC		%REC Limits	RPD	RPD Limit	Notes
Batch B149590 - SW-846 5030B											
LCS (B149590-BS1)				Prepared & Analyzed: 05/19/16							
1,1-Dichloroethylene	9.40	0.50	µg/L	10.0		94.0		70-130			
cis-1,2-Dichloroethylene	8.92	0.50	µg/L	10.0		89.2		70-130			
trans-1,2-Dichloroethylene	9.07	1.0	µg/L	10.0		90.7		70-130			
1,2-Dichloropropane	8.81	0.50	µg/L	10.0		88.1		70-130			
1,3-Dichloropropane	9.36	0.50	µg/L	10.0		93.6		70-130			
2,2-Dichloropropane	9.19	0.50	µg/L	10.0		91.9		70-130			
1,1-Dichloropropene	8.92	0.50	µg/L	10.0		89.2		70-130			
cis-1,3-Dichloropropene	9.24	0.50	µg/L	10.0		92.4		70-130			
trans-1,3-Dichloropropene	8.97	0.50	µg/L	10.0		89.7		70-130			
Ethylbenzene	9.16	0.50	µg/L	10.0		91.6		70-130			
Hexachlorobutadiene	10.0	0.40	µg/L	10.0		100		70-130			
2-Hexanone (MBK)	112	10	µg/L	100		112		70-130			
Isopropylbenzene (Cumene)	9.46	0.50	µg/L	10.0		94.6		70-130			
p-Isopropyltoluene (p-Cymene)	9.58	0.50	µg/L	10.0		95.8		70-130			
Methyl tert-Butyl Ether (MTBE)	9.30	0.50	µg/L	10.0		93.0		70-130			
Methylene Chloride	10.1	5.0	µg/L	10.0		101		70-130			
4-Methyl-2-pentanone (MIBK)	111	5.0	µg/L	100		111		70-130			
Naphthalene	9.45	2.0	µg/L	10.0		94.5		70-130			
n-Propylbenzene	9.57	1.0	µg/L	10.0		95.7		70-130			
Styrene	9.49	1.0	µg/L	10.0		94.9		70-130			
1,1,1,2-Tetrachloroethane	9.56	0.50	µg/L	10.0		95.6		70-130			
1,1,2,2-Tetrachloroethane	10.1	0.50	µg/L	10.0		101		70-130			
Tetrachloroethylene	9.45	1.0	µg/L	10.0		94.5		70-130			
Tetrahydrofuran	10.4	10	µg/L	10.0		104		70-130			
Toluene	9.04	1.0	µg/L	10.0		90.4		70-130			
1,2,3-Trichlorobenzene	9.15	0.50	µg/L	10.0		91.5		70-130			
1,2,4-Trichlorobenzene	9.54	0.50	µg/L	10.0		95.4		70-130			
1,1,1-Trichloroethane	8.95	0.50	µg/L	10.0		89.5		70-130			
1,1,2-Trichloroethane	9.42	0.50	µg/L	10.0		94.2		70-130			
Trichloroethylene	9.24	1.0	µg/L	10.0		92.4		70-130			
Trichlorofluoromethane (Freon 11)	8.93	2.0	µg/L	10.0		89.3		70-130			
1,2,3-Trichloropropane	9.99	0.50	µg/L	10.0		99.9		70-130			
1,1,2-Trichloro-1,2,2-trifluoroethane (Freon 113)	9.51	0.50	µg/L	10.0		95.1		70-130			
1,2,4-Trimethylbenzene	9.12	0.50	µg/L	10.0		91.2		70-130			
1,3,5-Trimethylbenzene	9.44	0.50	µg/L	10.0		94.4		70-130			
Vinyl Chloride	9.17	1.0	µg/L	10.0		91.7		70-130			
m+p Xylene	18.9	2.0	µg/L	20.0		94.3		70-130			
o-Xylene	9.47	1.0	µg/L	10.0		94.7		70-130			
Surrogate: 1,2-Dichloroethane-d4	*23.7*		µg/L	25.0		95.0		70-130			
Surrogate: Toluene-d8	*25.0*		µg/L	25.0		99.8		70-130			
Surrogate: 4-Bromofluorobenzene	*25.1*		µg/L	25.0		101		70-130			
Matrix Spike (B149590-MS1)	**Source: 16E0554-04**			Prepared: 05/19/16 Analyzed: 05/20/16							
Acetone	102	10	µg/L	100	ND	102		70-130			
Acrylonitrile	11.4	2.0	µg/L	10.0	ND	114		70-130			
Benzene	9.24	0.50	µg/L	10.0	ND	92.4		70-130			
Bromobenzene	9.66	0.50	µg/L	10.0	ND	96.6		70-130			
Bromodichloromethane	8.82	0.50	µg/L	10.0	ND	88.2		70-130			
Bromoform	9.94	0.50	µg/L	10.0	ND	99.4		70-130			
Bromomethane	6.81	2.0	µg/L	10.0	ND	**68.1**	*	70-130			MS-09
2-Butanone (MEK)	101	10	µg/L	100	ND	101		70-130			
n-Butylbenzene	11.2	1.0	µg/L	10.0	0.840	103		70-130			

con-test® ANALYTICAL LABORATORY
39 Spruce Street * East Longmeadow, MA 01028 * FAX 413/525-6405 * TEL. 413/525-2332

QUALITY CONTROL

Volatile Organic Compounds by GC/MS - Quality Control

Analyte	Result	Reporting Limit	Units	Spike Level	Source Result	%REC		%REC Limits	RPD	RPD Limit	Notes
Batch B149590 - SW-846 5030B											
Matrix Spike (B149590-MS1)	**Source: 16E0554-04**			Prepared: 05/19/16 Analyzed: 05/20/16							
sec-Butylbenzene	11.2	1.0	µg/L	10.0	1.24	99.9		70-130			
tert-Butylbenzene	10.6	1.0	µg/L	10.0	0.670	99.4		70-130			
Carbon Disulfide	9.56	5.0	µg/L	10.0	ND	95.6		70-130			
Carbon Tetrachloride	9.88	0.50	µg/L	10.0	ND	98.8		70-130			
Chlorobenzene	9.34	0.50	µg/L	10.0	ND	93.4		70-130			
Chlorodibromomethane	8.78	0.50	µg/L	10.0	ND	87.8		70-130			
Chloroethane	11.9	1.0	µg/L	10.0	ND	119		70-130			
Chloroform	8.91	0.50	µg/L	10.0	ND	89.1		70-130			
Chloromethane	8.96	2.0	µg/L	10.0	ND	89.6		70-130			
2-Chlorotoluene	9.42	0.50	µg/L	10.0	ND	94.2		70-130			
4-Chlorotoluene	9.25	0.50	µg/L	10.0	ND	92.5		70-130			
1,2-Dibromo-3-chloropropane (DBCP)	10.6	2.0	µg/L	10.0	ND	106		70-130			
1,2-Dibromoethane (EDB)	9.47	0.50	µg/L	10.0	ND	94.7		70-130			
Dibromomethane	9.16	0.50	µg/L	10.0	ND	91.6		70-130			
1,2-Dichlorobenzene	8.99	0.50	µg/L	10.0	ND	89.9		70-130			
1,3-Dichlorobenzene	9.36	0.50	µg/L	10.0	ND	93.6		70-130			
1,4-Dichlorobenzene	8.60	0.50	µg/L	10.0	ND	86.0		70-130			
trans-1,4-Dichloro-2-butene	10.3	5.0	µg/L	10.0	ND	103		70-130			
Dichlorodifluoromethane (Freon 12)	5.37	0.50	µg/L	10.0	ND	**53.7**	*	70-130			MS-09
1,1-Dichloroethane	9.36	0.50	µg/L	10.0	ND	93.6		70-130			
1,2-Dichloroethane	8.40	0.50	µg/L	10.0	ND	84.0		70-130			
1,1-Dichloroethylene	9.67	0.50	µg/L	10.0	ND	96.7		70-130			
cis-1,2-Dichloroethylene	8.73	0.50	µg/L	10.0	ND	87.3		70-130			
trans-1,2-Dichloroethylene	9.02	1.0	µg/L	10.0	ND	90.2		70-130			
1,2-Dichloropropane	8.89	0.50	µg/L	10.0	ND	88.9		70-130			
1,3-Dichloropropane	8.75	0.50	µg/L	10.0	ND	87.5		70-130			
2,2-Dichloropropane	8.39	0.50	µg/L	10.0	ND	83.9		70-130			
1,1-Dichloropropene	9.59	0.50	µg/L	10.0	ND	95.9		70-130			
cis-1,3-Dichloropropene	8.29	0.50	µg/L	10.0	ND	82.9		70-130			
trans-1,3-Dichloropropene	8.58	0.50	µg/L	10.0	ND	85.8		70-130			
Ethylbenzene	9.82	0.50	µg/L	10.0	ND	98.2		70-130			
Hexachlorobutadiene	9.70	0.40	µg/L	10.0	ND	97.0		70-130			
2-Hexanone (MBK)	108	10	µg/L	100	ND	108		70-130			
Isopropylbenzene (Cumene)	10.7	0.50	µg/L	10.0	0.640	100		70-130			
p-Isopropyltoluene (p-Cymene)	10.3	0.50	µg/L	10.0	ND	103		70-130			
Methyl tert-Butyl Ether (MTBE)	9.06	0.50	µg/L	10.0	ND	90.6		70-130			
Methylene Chloride	9.44	5.0	µg/L	10.0	ND	94.4		70-130			
4-Methyl-2-pentanone (MIBK)	107	5.0	µg/L	100	ND	107		70-130			
Naphthalene	9.63	2.0	µg/L	10.0	ND	96.3		70-130			
n-Propylbenzene	10.3	1.0	µg/L	10.0	0.410	99.2		70-130			
Styrene	9.52	1.0	µg/L	10.0	ND	95.2		70-130			
1,1,1,2-Tetrachloroethane	9.74	0.50	µg/L	10.0	ND	97.4		70-130			
1,1,2,2-Tetrachloroethane	9.94	0.50	µg/L	10.0	ND	99.4		70-130			
Tetrachloroethylene	10.1	1.0	µg/L	10.0	ND	101		70-130			
Tetrahydrofuran	24.6	10	µg/L	10.0	ND	**246**	*	70-130			MS-12
Toluene	9.51	1.0	µg/L	10.0	ND	95.1		70-130			
1,2,3-Trichlorobenzene	8.49	0.50	µg/L	10.0	ND	84.9		70-130			
1,2,4-Trichlorobenzene	9.18	0.50	µg/L	10.0	ND	91.8		70-130			
1,1,1-Trichloroethane	9.64	0.50	µg/L	10.0	ND	96.4		70-130			
1,1,2-Trichloroethane	9.85	0.50	µg/L	10.0	ND	98.5		70-130			
Trichloroethylene	9.71	1.0	µg/L	10.0	ND	97.1		70-130			
Trichlorofluoromethane (Freon 11)	9.70	2.0	µg/L	10.0	ND	97.0		70-130			

con-test® ANALYTICAL LABORATORY
39 Spruce Street * East Longmeadow, MA 01028 * FAX 413/525-6405 * TEL. 413/525-2332

QUALITY CONTROL

Volatile Organic Compounds by GC/MS - Quality Control

Analyte	Result	Reporting Limit	Units	Spike Level	Source Result	%REC		%REC Limits	RPD	RPD Limit	Notes
Batch B149590 - SW-846 5030B											
Matrix Spike (B149590-MS1)	**Source: 16E0554-04**			Prepared: 05/19/16 Analyzed: 05/20/16							
1,2,3-Trichloropropane	9.70	0.50	µg/L	10.0	ND	97.0		70-130			
1,1,2-Trichloro-1,2,2-trifluoroethane (Freon 113)	10.5	0.50	µg/L	10.0	ND	105		70-130			
1,2,4-Trimethylbenzene	9.62	0.50	µg/L	10.0	ND	96.2		70-130			
1,3,5-Trimethylbenzene	10.1	0.50	µg/L	10.0	ND	101		70-130			
Vinyl Chloride	8.22	1.0	µg/L	10.0	ND	82.2		70-130			
m+p Xylene	19.6	2.0	µg/L	20.0	ND	97.8		70-130			
o-Xylene	9.55	1.0	µg/L	10.0	ND	95.5		70-130			
Surrogate: 1,2-Dichloroethane-d4	*23.2*		µg/L	25.0		92.8		70-130			
Surrogate: Toluene-d8	*24.6*		µg/L	25.0		98.6		70-130			
Surrogate: 4-Bromofluorobenzene	*25.2*		µg/L	25.0		101		70-130			
Matrix Spike Dup (B149590-MSD1)	**Source: 16E0554-04**			Prepared: 05/19/16 Analyzed: 05/20/16							
Acetone	110	10	µg/L	100	ND	110		70-130	7.47	30	
Acrylonitrile	12.0	2.0	µg/L	10.0	ND	120		70-130	5.73	30	
Benzene	9.09	0.50	µg/L	10.0	ND	90.9		70-130	1.64	30	
Bromobenzene	9.58	0.50	µg/L	10.0	ND	95.8		70-130	0.832	30	
Bromodichloromethane	8.58	0.50	µg/L	10.0	ND	85.8		70-130	2.76	30	
Bromoform	10.1	0.50	µg/L	10.0	ND	101		70-130	1.60	30	
Bromomethane	6.15	2.0	µg/L	10.0	ND	**61.5**	*	70-130	10.2	30	MS-09
2-Butanone (MEK)	104	10	µg/L	100	ND	104		70-130	2.41	30	
n-Butylbenzene	11.4	1.0	µg/L	10.0	0.840	105		70-130	1.51	30	
sec-Butylbenzene	11.2	1.0	µg/L	10.0	1.24	99.5		70-130	0.357	30	
tert-Butylbenzene	10.6	1.0	µg/L	10.0	0.670	99.5		70-130	0.0942	30	
Carbon Disulfide	9.84	5.0	µg/L	10.0	ND	98.4		70-130	2.89	30	
Carbon Tetrachloride	9.67	0.50	µg/L	10.0	ND	96.7		70-130	2.15	30	
Chlorobenzene	9.21	0.50	µg/L	10.0	ND	92.1		70-130	1.40	30	
Chlorodibromomethane	9.00	0.50	µg/L	10.0	ND	90.0		70-130	2.47	30	
Chloroethane	11.8	1.0	µg/L	10.0	ND	118		70-130	0.253	30	
Chloroform	8.94	0.50	µg/L	10.0	ND	89.4		70-130	0.336	30	
Chloromethane	8.16	2.0	µg/L	10.0	ND	81.6		70-130	9.35	30	
2-Chlorotoluene	9.47	0.50	µg/L	10.0	ND	94.7		70-130	0.529	30	
4-Chlorotoluene	9.15	0.50	µg/L	10.0	ND	91.5		70-130	1.09	30	
1,2-Dibromo-3-chloropropane (DBCP)	10.8	2.0	µg/L	10.0	ND	108		70-130	2.05	30	
1,2-Dibromoethane (EDB)	9.58	0.50	µg/L	10.0	ND	95.8		70-130	1.15	30	
Dibromomethane	9.56	0.50	µg/L	10.0	ND	95.6		70-130	4.27	30	
1,2-Dichlorobenzene	9.17	0.50	µg/L	10.0	ND	91.7		70-130	1.98	30	
1,3-Dichlorobenzene	9.34	0.50	µg/L	10.0	ND	93.4		70-130	0.214	30	
1,4-Dichlorobenzene	8.88	0.50	µg/L	10.0	ND	88.8		70-130	3.20	30	
trans-1,4-Dichloro-2-butene	11.0	5.0	µg/L	10.0	ND	110		70-130	6.48	30	
Dichlorodifluoromethane (Freon 12)	5.14	0.50	µg/L	10.0	ND	**51.4**	*	70-130	4.38	30	MS-09
1,1-Dichloroethane	9.33	0.50	µg/L	10.0	ND	93.3		70-130	0.321	30	
1,2-Dichloroethane	8.21	0.50	µg/L	10.0	ND	82.1		70-130	2.29	30	
1,1-Dichloroethylene	9.58	0.50	µg/L	10.0	ND	95.8		70-130	0.935	30	
cis-1,2-Dichloroethylene	8.65	0.50	µg/L	10.0	ND	86.5		70-130	0.921	30	
trans-1,2-Dichloroethylene	9.05	1.0	µg/L	10.0	ND	90.5		70-130	0.332	30	
1,2-Dichloropropane	9.14	0.50	µg/L	10.0	ND	91.4		70-130	2.77	30	
1,3-Dichloropropane	8.95	0.50	µg/L	10.0	ND	89.5		70-130	2.26	30	
2,2-Dichloropropane	8.22	0.50	µg/L	10.0	ND	82.2		70-130	2.05	30	
1,1-Dichloropropene	9.50	0.50	µg/L	10.0	ND	95.0		70-130	0.943	30	
cis-1,3-Dichloropropene	8.27	0.50	µg/L	10.0	ND	82.7		70-130	0.242	30	
trans-1,3-Dichloropropene	8.75	0.50	µg/L	10.0	ND	87.5		70-130	1.96	30	
Ethylbenzene	9.66	0.50	µg/L	10.0	ND	96.6		70-130	1.64	30	

con-test® ANALYTICAL LABORATORY
39 Spruce Street * East Longmeadow, MA 01028 * FAX 413/525-6405 * TEL. 413/525-2332

QUALITY CONTROL

Volatile Organic Compounds by GC/MS - Quality Control

Analyte	Result	Reporting Limit	Units	Spike Level	Source Result	%REC		%REC Limits	RPD	RPD Limit	Notes
Batch B149590 - SW-846 5030B											
Matrix Spike Dup (B149590-MSD1)	**Source: 16E0554-04**			Prepared: 05/19/16 Analyzed: 05/20/16							
Hexachlorobutadiene	10.3	0.40	µg/L	10.0	ND	103		70-130	6.10	30	
2-Hexanone (MBK)	118	10	µg/L	100	ND	118		70-130	8.52	30	
Isopropylbenzene (Cumene)	10.4	0.50	µg/L	10.0	0.640	98.0		70-130	2.09	30	
p-Isopropyltoluene (p-Cymene)	10.4	0.50	µg/L	10.0	ND	104		70-130	0.484	30	
Methyl tert-Butyl Ether (MTBE)	9.14	0.50	µg/L	10.0	ND	91.4		70-130	0.879	30	
Methylene Chloride	9.58	5.0	µg/L	10.0	ND	95.8		70-130	1.47	30	
4-Methyl-2-pentanone (MIBK)	115	5.0	µg/L	100	ND	115		70-130	7.38	30	
Naphthalene	10.8	2.0	µg/L	10.0	ND	108		70-130	11.6	30	
n-Propylbenzene	10.2	1.0	µg/L	10.0	0.410	97.7		70-130	1.46	30	
Styrene	9.46	1.0	µg/L	10.0	ND	94.6		70-130	0.632	30	
1,1,1,2-Tetrachloroethane	9.64	0.50	µg/L	10.0	ND	96.4		70-130	1.03	30	
1,1,2,2-Tetrachloroethane	10.2	0.50	µg/L	10.0	ND	102		70-130	2.78	30	
Tetrachloroethylene	9.89	1.0	µg/L	10.0	ND	98.9		70-130	2.40	30	
Tetrahydrofuran	23.2	10	µg/L	10.0	ND	**232**	*	70-130	5.85	30	MS-12
Toluene	9.37	1.0	µg/L	10.0	ND	93.7		70-130	1.48	30	
1,2,3-Trichlorobenzene	9.74	0.50	µg/L	10.0	ND	97.4		70-130	13.7	30	
1,2,4-Trichlorobenzene	10.0	0.50	µg/L	10.0	ND	100		70-130	8.75	30	
1,1,1-Trichloroethane	9.42	0.50	µg/L	10.0	ND	94.2		70-130	2.31	30	
1,1,2-Trichloroethane	10.1	0.50	µg/L	10.0	ND	101		70-130	2.51	30	
Trichloroethylene	9.70	1.0	µg/L	10.0	ND	97.0		70-130	0.103	30	
Trichlorofluoromethane (Freon 11)	9.64	2.0	µg/L	10.0	ND	96.4		70-130	0.620	30	
1,2,3-Trichloropropane	10.5	0.50	µg/L	10.0	ND	105		70-130	7.73	30	
1,1,2-Trichloro-1,2,2-trifluoroethane (Freon 113)	9.99	0.50	µg/L	10.0	ND	99.9		70-130	4.79	30	
1,2,4-Trimethylbenzene	9.67	0.50	µg/L	10.0	ND	96.7		70-130	0.518	30	
1,3,5-Trimethylbenzene	9.90	0.50	µg/L	10.0	ND	99.0		70-130	1.70	30	
Vinyl Chloride	8.33	1.0	µg/L	10.0	ND	83.3		70-130	1.33	30	
m+p Xylene	19.3	2.0	µg/L	20.0	ND	96.4		70-130	1.39	30	
o-Xylene	9.39	1.0	µg/L	10.0	ND	93.9		70-130	1.69	30	
Surrogate: 1,2-Dichloroethane-d4	*23.4*		µg/L	25.0		93.5		70-130			
Surrogate: Toluene-d8	*24.8*		µg/L	25.0		99.2		70-130			
Surrogate: 4-Bromofluorobenzene	*25.2*		µg/L	25.0		101		70-130			

con-test® ANALYTICAL LABORATORY
39 Spruce Street * East Longmeadow, MA 01028 * FAX 413/525-6405 * TEL. 413/525-2332

QUALITY CONTROL

Semivolatile Organic Compounds by GC/MS - Quality Control

Analyte	Result	Reporting Limit	Units	Spike Level	Source Result	%REC	%REC Limits	RPD	RPD Limit	Notes
Batch B149246 - SW-846 3510C										
Blank (B149246-BLK1)				Prepared & Analyzed: 05/16/16						
Acenaphthene (low)	ND	0.30	µg/L							
Acenaphthylene (low)	ND	0.30	µg/L							
Anthracene (low)	ND	0.20	µg/L							
Benzo(a)anthracene (low)	ND	0.050	µg/L							
Benzo(a)pyrene (low)	ND	0.10	µg/L							
Benzo(b)fluoranthene (low)	ND	0.050	µg/L							
Benzo(g,h,i)perylene (low)	ND	0.50	µg/L							
Benzo(k)fluoranthene (low)	ND	0.20	µg/L							
Chrysene (low)	ND	0.20	µg/L							
Dibenz(a,h)anthracene (low)	ND	0.20	µg/L							
Fluoranthene (low)	ND	0.50	µg/L							
Fluorene (low)	ND	1.0	µg/L							
Indeno(1,2,3-cd)pyrene (low)	ND	0.20	µg/L							
2-Methylnaphthalene (low)	ND	1.0	µg/L							
Naphthalene (low)	ND	1.0	µg/L							
Phenanthrene (low)	ND	0.050	µg/L							
Pyrene (low)	ND	1.0	µg/L							R-05
Surrogate: Nitrobenzene-d5 (low)	*75.3*		µg/L	100		75.3	30-130			
Surrogate: 2-Fluorobiphenyl (low)	*92.1*		µg/L	100		92.1	30-130			
Surrogate: p-Terphenyl-d14 (low)	*80.2*		µg/L	100		80.2	30-130			
LCS (B149246-BS1)				Prepared & Analyzed: 05/16/16						
Acenaphthene (low)	76.6	7.5	µg/L	100		76.6	40-140			
Acenaphthylene (low)	77.8	7.5	µg/L	100		77.8	40-140			
Anthracene (low)	76.3	5.0	µg/L	100		76.3	40-140			
Benzo(a)anthracene (low)	78.2	1.2	µg/L	100		78.2	40-140			
Benzo(a)pyrene (low)	82.2	2.5	µg/L	100		82.2	40-140			
Benzo(b)fluoranthene (low)	82.4	1.2	µg/L	100		82.4	40-140			
Benzo(g,h,i)perylene (low)	79.8	12	µg/L	100		79.8	40-140			
Benzo(k)fluoranthene (low)	76.4	5.0	µg/L	100		76.4	40-140			
Chrysene (low)	74.8	5.0	µg/L	100		74.8	40-140			
Dibenz(a,h)anthracene (low)	83.0	5.0	µg/L	100		83.0	40-140			
Fluoranthene (low)	80.1	12	µg/L	100		80.1	40-140			
Fluorene (low)	83.9	25	µg/L	100		83.9	40-140			
Indeno(1,2,3-cd)pyrene (low)	81.6	5.0	µg/L	100		81.6	40-140			
2-Methylnaphthalene (low)	75.4	25	µg/L	100		75.4	40-140			
Naphthalene (low)	65.6	25	µg/L	100		65.6	40-140			
Phenanthrene (low)	72.7	1.2	µg/L	100		72.7	40-140			
Pyrene (low)	75.7	25	µg/L	100		75.7	40-140			R-05
Surrogate: Nitrobenzene-d5 (low)	*72.8*		µg/L	100		72.8	30-130			
Surrogate: 2-Fluorobiphenyl (low)	*70.8*		µg/L	100		70.8	30-130			
Surrogate: p-Terphenyl-d14 (low)	*51.0*		µg/L	100		51.0	30-130			

con-test® ANALYTICAL LABORATORY
39 Spruce Street * East Longmeadow, MA 01028 * FAX 413/525-6405 * TEL. 413/525-2332

QUALITY CONTROL

Semivolatile Organic Compounds by GC/MS - Quality Control

Analyte	Result	Reporting Limit	Units	Spike Level	Source Result	%REC	%REC Limits	RPD		RPD Limit	Notes
Batch B149246 - SW-846 3510C											
LCS Dup (B149246-BSD1)				Prepared & Analyzed: 05/16/16							
Acenaphthene (low)	84.4	7.5	µg/L	100		84.4	40-140	9.63		20	
Acenaphthylene (low)	82.7	7.5	µg/L	100		82.7	40-140	6.04		20	
Anthracene (low)	82.8	5.0	µg/L	100		82.8	40-140	8.20		20	
Benzo(a)anthracene (low)	84.1	1.2	µg/L	100		84.1	40-140	7.30		20	
Benzo(a)pyrene (low)	89.8	2.5	µg/L	100		89.8	40-140	8.78		20	
Benzo(b)fluoranthene (low)	91.1	1.2	µg/L	100		91.1	40-140	10.0		20	
Benzo(g,h,i)perylene (low)	84.3	12	µg/L	100		84.3	40-140	5.55		20	
Benzo(k)fluoranthene (low)	83.8	5.0	µg/L	100		83.8	40-140	9.27		20	
Chrysene (low)	81.4	5.0	µg/L	100		81.4	40-140	8.38		20	
Dibenz(a,h)anthracene (low)	90.3	5.0	µg/L	100		90.3	40-140	8.34		20	
Fluoranthene (low)	87.2	12	µg/L	100		87.2	40-140	8.46		20	
Fluorene (low)	94.4	25	µg/L	100		94.4	40-140	11.8		20	
Indeno(1,2,3-cd)pyrene (low)	88.0	5.0	µg/L	100		88.0	40-140	7.43		20	
2-Methylnaphthalene (low)	84.8	25	µg/L	100		84.8	40-140	11.8		20	
Naphthalene (low)	71.8	25	µg/L	100		71.8	40-140	9.03		20	
Phenanthrene (low)	79.0	1.2	µg/L	100		79.0	40-140	8.28		20	
Pyrene (low)	96.4	25	µg/L	100		96.4	40-140	**24.0**	*	20	R-05
Surrogate: Nitrobenzene-d5 (low)	*75.9*		µg/L	100		75.9	30-130				
Surrogate: 2-Fluorobiphenyl (low)	*75.4*		µg/L	100		75.4	30-130				
Surrogate: p-Terphenyl-d14 (low)	*83.1*		µg/L	100		83.1	30-130				
Matrix Spike (B149246-MS1)	**Source: 16E0554-04**			Prepared & Analyzed: 05/16/16							
Acenaphthene (low)	43.0	7.5	µg/L	50.0	0.376	86.1	40-140				
Acenaphthylene (low)	47.2	7.5	µg/L	50.0	ND	94.4	40-140				
Anthracene (low)	46.2	5.0	µg/L	50.0	ND	92.4	40-140				
Benzo(a)anthracene (low)	46.2	1.2	µg/L	50.0	ND	92.3	40-140				
Benzo(a)pyrene (low)	48.8	2.5	µg/L	50.0	ND	97.6	40-140				
Benzo(b)fluoranthene (low)	49.5	1.2	µg/L	50.0	ND	99.0	40-140				
Benzo(g,h,i)perylene (low)	48.8	12	µg/L	50.0	ND	97.6	40-140				
Benzo(k)fluoranthene (low)	45.8	5.0	µg/L	50.0	ND	91.5	40-140				
Chrysene (low)	44.8	5.0	µg/L	50.0	ND	89.7	40-140				
Dibenz(a,h)anthracene (low)	49.8	5.0	µg/L	50.0	ND	99.6	40-140				
Fluoranthene (low)	48.8	12	µg/L	50.0	ND	97.6	40-140				
Fluorene (low)	48.5	25	µg/L	50.0	0.172	97.0	40-140				
Indeno(1,2,3-cd)pyrene (low)	49.1	5.0	µg/L	50.0	ND	98.2	40-140				
2-Methylnaphthalene (low)	43.1	25	µg/L	50.0	ND	86.2	40-140				
Naphthalene (low)	39.8	25	µg/L	50.0	0.265	79.5	40-140				
Phenanthrene (low)	44.6	1.2	µg/L	50.0	ND	89.2	40-140				
Pyrene (low)	44.0	25	µg/L	50.0	ND	88.1	40-140				R-05
Surrogate: Nitrobenzene-d5 (low)	*81.8*		µg/L	100		81.8	30-130				
Surrogate: 2-Fluorobiphenyl (low)	*85.3*		µg/L	100		85.3	30-130				
Surrogate: p-Terphenyl-d14 (low)	*53.9*		µg/L	100		53.9	30-130				

con-test® ANALYTICAL LABORATORY
39 Spruce Street * East Longmeadow, MA 01028 * FAX 413/525-6405 * TEL. 413/525-2332

QUALITY CONTROL

Semivolatile Organic Compounds by GC/MS - Quality Control

Analyte	Result	Reporting Limit	Units	Spike Level	Source Result	%REC	%REC Limits	RPD	RPD Limit	Notes
Batch B149246 - SW-846 3510C										
Matrix Spike Dup (B149246-MSD1)	**Source: 16E0554-04**			Prepared & Analyzed: 05/16/16						
Acenaphthene (low)	43.2	7.5	µg/L	50.0	0.376	86.4	40-140	0.348	30	
Acenaphthylene (low)	43.4	7.5	µg/L	50.0	ND	86.9	40-140	8.27	30	
Anthracene (low)	42.5	5.0	µg/L	50.0	ND	85.0	40-140	8.40	30	
Benzo(a)anthracene (low)	42.9	1.2	µg/L	50.0	ND	85.8	40-140	7.24	30	
Benzo(a)pyrene (low)	45.4	2.5	µg/L	50.0	ND	90.9	40-140	7.11	30	
Benzo(b)fluoranthene (low)	47.0	1.2	µg/L	50.0	ND	94.1	40-140	5.13	30	
Benzo(g,h,i)perylene (low)	44.2	12	µg/L	50.0	ND	88.5	40-140	9.73	30	
Benzo(k)fluoranthene (low)	43.2	5.0	µg/L	50.0	ND	86.4	40-140	5.73	30	
Chrysene (low)	41.6	5.0	µg/L	50.0	ND	83.3	40-140	7.40	30	
Dibenz(a,h)anthracene (low)	45.1	5.0	µg/L	50.0	ND	90.2	40-140	9.85	30	
Fluoranthene (low)	48.0	12	µg/L	50.0	ND	96.0	40-140	1.60	30	
Fluorene (low)	47.6	25	µg/L	50.0	0.172	95.2	40-140	1.77	30	
Indeno(1,2,3-cd)pyrene (low)	44.3	5.0	µg/L	50.0	ND	88.6	40-140	10.2	30	
2-Methylnaphthalene (low)	41.2	25	µg/L	50.0	ND	82.5	40-140	4.39	30	
Naphthalene (low)	39.1	25	µg/L	50.0	0.265	78.2	40-140	1.58	30	
Phenanthrene (low)	41.4	1.2	µg/L	50.0	ND	82.8	40-140	7.39	30	
Pyrene (low)	42.4	25	µg/L	50.0	ND	84.9	40-140	3.70	30	R-05
Surrogate: Nitrobenzene-d5 (low)	*83.5*		µg/L	100		83.5	30-130			
Surrogate: 2-Fluorobiphenyl (low)	*83.2*		µg/L	100		83.2	30-130			
Surrogate: p-Terphenyl-d14 (low)	*52.5*		µg/L	100		52.5	30-130			

con-test® ANALYTICAL LABORATORY
39 Spruce Street * East Longmeadow, MA 01028 * FAX 413/525-6405 * TEL. 413/525-2332

QUALITY CONTROL

Metals Analyses (Total) - Quality Control

Analyte	Result	Reporting Limit	Units	Spike Level	Source Result	%REC	%REC Limits	RPD	RPD Limit	Notes
Batch B149368 - SW-846 7470A Prep										
Blank (B149368-BLK1)				Prepared & Analyzed: 05/17/16						
Mercury	ND	0.00010	mg/L							
LCS (B149368-BS1)				Prepared & Analyzed: 05/17/16						
Mercury	0.00212	0.00010	mg/L	0.00200		106	80-120			
LCS Dup (B149368-BSD1)				Prepared & Analyzed: 05/17/16						
Mercury	0.00199	0.00010	mg/L	0.00200		99.6	80-120	6.26	20	
Duplicate (B149368-DUP1)		**Source: 16E0554-04**		Prepared & Analyzed: 05/17/16						
Mercury	ND	0.00010	mg/L		ND			NC	20	
Matrix Spike (B149368-MS1)		**Source: 16E0554-04**		Prepared & Analyzed: 05/17/16						
Mercury	0.00210	0.00010	mg/L	0.00200	ND	105	75-125			
Matrix Spike Dup (B149368-MSD1)		**Source: 16E0554-04**		Prepared & Analyzed: 05/17/16						
Mercury	0.00208	0.00010	mg/L	0.00200	ND	104	75-125	0.984	20	
Batch B149576 - SW-846 3005A										
Blank (B149576-BLK1)				Prepared & Analyzed: 05/19/16						
Antimony	ND	5.0	µg/L							
Arsenic	ND	2.0	µg/L							
Barium	ND	50	µg/L							
Beryllium	ND	2.0	µg/L							
Cadmium	ND	2.5	µg/L							
Chromium	ND	5.0	µg/L							
Copper	ND	25	µg/L							
Lead	ND	5.0	µg/L							
Nickel	ND	25	µg/L							
Selenium	ND	25	µg/L							
Silver	ND	2.5	µg/L							
Thallium	ND	1.0	µg/L							
Vanadium	ND	25	µg/L							
Zinc	ND	50	µg/L							
LCS (B149576-BS1)				Prepared & Analyzed: 05/19/16						
Antimony	276	5.0	µg/L	250		110	80-120			
Arsenic	268	2.0	µg/L	250		107	80-120			
Barium	266	50	µg/L	250		106	80-120			
Beryllium	263	2.0	µg/L	250		105	80-120			
Cadmium	266	2.5	µg/L	250		106	80-120			
Chromium	267	5.0	µg/L	250		107	80-120			
Copper	263	25	µg/L	250		105	80-120			
Lead	272	5.0	µg/L	250		109	80-120			
Nickel	260	25	µg/L	250		104	80-120			
Selenium	267	25	µg/L	250		107	80-120			
Silver	265	2.5	µg/L	250		106	80-120			
Thallium	260	1.0	µg/L	250		104	80-120			
Vanadium	263	25	µg/L	250		105	80-120			
Zinc	269	50	µg/L	250		108	80-120			

con-test® ANALYTICAL LABORATORY
39 Spruce Street * East Longmeadow, MA 01028 * FAX 413/525-6405 * TEL. 413/525-2332

QUALITY CONTROL

Metals Analyses (Total) - Quality Control

Analyte	Result	Reporting Limit	Units	Spike Level	Source Result	%REC	%REC Limits	RPD	RPD Limit	Notes
Batch B149576 - SW-846 3005A										
LCS Dup (B149576-BSD1)				Prepared & Analyzed: 05/19/16						
Antimony	274	5.0	µg/L	250		110	80-120	0.549	20	
Arsenic	269	2.0	µg/L	250		107	80-120	0.331	20	
Barium	261	50	µg/L	250		104	80-120	1.84	20	
Beryllium	262	2.0	µg/L	250		105	80-120	0.255	20	
Cadmium	265	2.5	µg/L	250		106	80-120	0.307	20	
Chromium	263	5.0	µg/L	250		105	80-120	1.26	20	
Copper	259	25	µg/L	250		103	80-120	1.81	20	
Lead	270	5.0	µg/L	250		108	80-120	0.796	20	
Nickel	258	25	µg/L	250		103	80-120	0.868	20	
Selenium	268	25	µg/L	250		107	80-120	0.157	20	
Silver	263	2.5	µg/L	250		105	80-120	0.695	20	
Thallium	257	1.0	µg/L	250		103	80-120	1.17	20	
Vanadium	260	25	µg/L	250		104	80-120	1.12	20	
Zinc	266	50	µg/L	250		106	80-120	1.08	20	
Duplicate (B149576-DUP1)	**Source: 16E0554-04**			Prepared & Analyzed: 05/19/16						
Antimony	ND	5.0	µg/L		ND			NC	20	
Arsenic	4.04	2.0	µg/L		3.63			10.6	20	
Barium	569	50	µg/L		561			1.44	20	
Beryllium	ND	2.0	µg/L		ND			NC	20	
Cadmium	ND	2.5	µg/L		ND			NC	20	
Chromium	ND	5.0	µg/L		ND			NC	20	
Copper	ND	25	µg/L		ND			NC	20	
Lead	ND	5.0	µg/L		ND			NC	20	
Nickel	ND	25	µg/L		ND			NC	20	
Selenium	ND	25	µg/L		ND			NC	20	
Silver	ND	2.5	µg/L		ND			NC	20	
Thallium	ND	1.0	µg/L		ND			NC	20	
Vanadium	ND	25	µg/L		ND			NC	20	
Zinc	294	50	µg/L		293			0.0652	20	
Matrix Spike (B149576-MS1)	**Source: 16E0554-04**			Prepared & Analyzed: 05/19/16						
Antimony	273	5.0	µg/L	250	ND	109	75-125			
Arsenic	272	2.0	µg/L	250	3.63	107	75-125			
Barium	819	50	µg/L	250	561	103	75-125			
Beryllium	261	2.0	µg/L	250	ND	104	75-125			
Cadmium	260	2.5	µg/L	250	ND	104	75-125			
Chromium	269	5.0	µg/L	250	ND	108	75-125			
Copper	257	25	µg/L	250	ND	103	75-125			
Lead	272	5.0	µg/L	250	ND	109	75-125			
Nickel	262	25	µg/L	250	2.38	104	75-125			
Selenium	263	25	µg/L	250	ND	105	75-125			
Silver	252	2.5	µg/L	250	ND	101	75-125			
Thallium	261	1.0	µg/L	250	ND	105	75-125			
Vanadium	271	25	µg/L	250	ND	108	75-125			
Zinc	543	50	µg/L	250	293	99.9	75-125			

con-test® ANALYTICAL LABORATORY
39 Spruce Street * East Longmeadow, MA 01028 * FAX 413/525-6405 * TEL. 413/525-2332

QUALITY CONTROL

Metals Analyses (Total) - Quality Control

Analyte	Result	Reporting Limit	Units	Spike Level	Source Result	%REC	%REC Limits	RPD	RPD Limit	Notes
Batch B149576 - SW-846 3005A										
Matrix Spike Dup (B149576-MSD1)	**Source: 16E0554-04**			Prepared & Analyzed: 05/19/16						
Antimony	278	5.0	µg/L	250	ND	111	75-125	1.79	20	
Arsenic	276	2.0	µg/L	250	3.63	109	75-125	1.58	20	
Barium	834	50	µg/L	250	561	109	75-125	1.85	20	
Beryllium	263	2.0	µg/L	250	ND	105	75-125	0.784	20	
Cadmium	265	2.5	µg/L	250	ND	106	75-125	1.75	20	
Chromium	273	5.0	µg/L	250	ND	109	75-125	1.22	20	
Copper	260	25	µg/L	250	ND	104	75-125	1.37	20	
Lead	279	5.0	µg/L	250	ND	111	75-125	2.34	20	
Nickel	267	25	µg/L	250	2.38	106	75-125	1.74	20	
Selenium	268	25	µg/L	250	ND	107	75-125	1.96	20	
Silver	249	2.5	µg/L	250	ND	99.6	75-125	1.28	20	
Thallium	269	1.0	µg/L	250	ND	108	75-125	2.85	20	
Vanadium	275	25	µg/L	250	ND	110	75-125	1.52	20	
Zinc	552	50	µg/L	250	293	104	75-125	1.66	20	
Batch B149624 - SW-846 3005A										
Blank (B149624-BLK1)				Prepared: 05/19/16 Analyzed: 05/20/16						
Antimony	ND	5.0	µg/L							
Arsenic	ND	2.0	µg/L							
Barium	ND	50	µg/L							
Beryllium	ND	2.0	µg/L							
Cadmium	ND	2.5	µg/L							
Chromium	ND	5.0	µg/L							
Copper	ND	25	µg/L							
Lead	ND	5.0	µg/L							
Nickel	ND	25	µg/L							
Selenium	ND	25	µg/L							
Silver	ND	2.5	µg/L							
Thallium	ND	1.0	µg/L							
Vanadium	ND	25	µg/L							
Zinc	ND	50	µg/L							
LCS (B149624-BS1)				Prepared: 05/19/16 Analyzed: 05/20/16						
Antimony	255	5.0	µg/L	250		102	80-120			
Arsenic	275	2.0	µg/L	250		110	80-120			
Barium	273	50	µg/L	250		109	80-120			
Beryllium	270	2.0	µg/L	250		108	80-120			
Cadmium	278	2.5	µg/L	250		111	80-120			
Chromium	263	5.0	µg/L	250		105	80-120			
Copper	265	25	µg/L	250		106	80-120			
Lead	282	5.0	µg/L	250		113	80-120			
Nickel	263	25	µg/L	250		105	80-120			
Selenium	289	25	µg/L	250		116	80-120			
Silver	265	2.5	µg/L	250		106	80-120			
Thallium	267	1.0	µg/L	250		107	80-120			
Vanadium	262	25	µg/L	250		105	80-120			
Zinc	297	50	µg/L	250		119	80-120			

con-test® ANALYTICAL LABORATORY
39 Spruce Street * East Longmeadow, MA 01028 * FAX 413/525-6405 * TEL. 413/525-2332

QUALITY CONTROL

Metals Analyses (Total) - Quality Control

Analyte	Result	Reporting Limit	Units	Spike Level	Source Result	%REC	%REC Limits	RPD	RPD Limit	Notes
Batch B149624 - SW-846 3005A										
LCS Dup (B149624-BSD1)				Prepared: 05/19/16 Analyzed: 05/20/16						
Antimony	258	5.0	µg/L	250		103	80-120	1.31	20	
Arsenic	273	2.0	µg/L	250		109	80-120	0.941	20	
Barium	271	50	µg/L	250		108	80-120	0.726	20	
Beryllium	272	2.0	µg/L	250		109	80-120	0.928	20	
Cadmium	276	2.5	µg/L	250		110	80-120	0.820	20	
Chromium	262	5.0	µg/L	250		105	80-120	0.140	20	
Copper	265	25	µg/L	250		106	80-120	0.0794	20	
Lead	281	5.0	µg/L	250		112	80-120	0.155	20	
Nickel	259	25	µg/L	250		104	80-120	1.68	20	
Selenium	289	25	µg/L	250		116	80-120	0.00668	20	
Silver	264	2.5	µg/L	250		106	80-120	0.476	20	
Thallium	266	1.0	µg/L	250		106	80-120	0.471	20	
Vanadium	265	25	µg/L	250		106	80-120	1.04	20	
Zinc	296	50	µg/L	250		119	80-120	0.136	20	

con-test® ANALYTICAL LABORATORY
39 Spruce Street * East Longmeadow, MA 01028 * FAX 413/525-6405 * TEL. 413/525-2332

QUALITY CONTROL

Metals Analyses (Dissolved) - Quality Control

Analyte	Result	Reporting Limit	Units	Spike Level	Source Result	%REC	%REC Limits	RPD	RPD Limit	Notes
Batch B149511 - SW-846 7470A Prep										
Blank (B149511-BLK1)				Prepared: 05/18/16 Analyzed: 05/19/16						
Mercury	ND	0.00010	mg/L							
LCS (B149511-BS1)				Prepared: 05/18/16 Analyzed: 05/19/16						
Mercury	0.00167	0.00010	mg/L	0.00200		83.7	80-120			
LCS Dup (B149511-BSD1)				Prepared: 05/18/16 Analyzed: 05/19/16						
Mercury	0.00187	0.00010	mg/L	0.00200		93.5	80-120	11.0	20	
Duplicate (B149511-DUP1)		**Source: 16E0554-03**		Prepared: 05/18/16 Analyzed: 05/19/16						
Mercury	ND	0.00010	mg/L		ND			NC	20	
Matrix Spike (B149511-MS1)		**Source: 16E0554-03**		Prepared: 05/18/16 Analyzed: 05/19/16						
Mercury	0.00177	0.00010	mg/L	0.00200	ND	88.6	75-125			
Batch B149658 - SW-846 3005A Dissolved										
Blank (B149658-BLK1)				Prepared: 05/20/16 Analyzed: 05/21/16						
Antimony	ND	5.0	µg/L							
Arsenic	ND	2.0	µg/L							
Barium	ND	50	µg/L							
Beryllium	ND	2.0	µg/L							
Cadmium	ND	2.5	µg/L							
Chromium	ND	5.0	µg/L							
Copper	ND	25	µg/L							
Lead	ND	5.0	µg/L							
Nickel	ND	25	µg/L							
Selenium	ND	25	µg/L							
Silver	ND	2.5	µg/L							
Thallium	ND	1.0	µg/L							
Vanadium	ND	25	µg/L							
Zinc	ND	50	µg/L							
LCS (B149658-BS1)				Prepared: 05/20/16 Analyzed: 05/21/16						
Antimony	271	5.0	µg/L	250		108	80-120			
Arsenic	267	2.0	µg/L	250		107	80-120			
Barium	263	50	µg/L	250		105	80-120			
Beryllium	265	2.0	µg/L	250		106	80-120			
Cadmium	269	2.5	µg/L	250		108	80-120			
Chromium	254	5.0	µg/L	250		102	80-120			
Copper	257	25	µg/L	250		103	80-120			
Lead	272	5.0	µg/L	250		109	80-120			
Nickel	257	25	µg/L	250		103	80-120			
Selenium	269	25	µg/L	250		108	80-120			
Silver	274	2.5	µg/L	250		110	80-120			
Thallium	255	1.0	µg/L	250		102	80-120			
Vanadium	256	25	µg/L	250		102	80-120			
Zinc	277	50	µg/L	250		111	80-120			

con-test® ANALYTICAL LABORATORY
39 Spruce Street * East Longmeadow, MA 01028 * FAX 413/525-6405 * TEL. 413/525-2332

QUALITY CONTROL

Metals Analyses (Dissolved) - Quality Control

Analyte	Result	Reporting Limit	Units	Spike Level	Source Result	%REC	%REC Limits	RPD	RPD Limit	Notes
Batch B149658 - SW-846 3005A Dissolved										
LCS Dup (B149658-BSD1)				Prepared: 05/20/16 Analyzed: 05/21/16						
Antimony	270	5.0	µg/L	250		108	80-120	0.323	20	
Arsenic	272	2.0	µg/L	250		109	80-120	1.52	20	
Barium	265	50	µg/L	250		106	80-120	0.696	20	
Beryllium	267	2.0	µg/L	250		107	80-120	1.06	20	
Cadmium	268	2.5	µg/L	250		107	80-120	0.264	20	
Chromium	261	5.0	µg/L	250		104	80-120	2.55	20	
Copper	261	25	µg/L	250		105	80-120	1.61	20	
Lead	273	5.0	µg/L	250		109	80-120	0.293	20	
Nickel	262	25	µg/L	250		105	80-120	2.07	20	
Selenium	275	25	µg/L	250		110	80-120	2.16	20	
Silver	274	2.5	µg/L	250		110	80-120	0.0222	20	
Thallium	256	1.0	µg/L	250		102	80-120	0.484	20	
Vanadium	263	25	µg/L	250		105	80-120	2.65	20	
Zinc	279	50	µg/L	250		112	80-120	0.874	20	
Duplicate (B149658-DUP1)	**Source: 16E0554-03**			Prepared: 05/20/16 Analyzed: 05/21/16						
Antimony	ND	5.0	µg/L		ND			NC	20	
Arsenic	7.89	2.0	µg/L		7.83			0.790	20	
Barium	ND	50	µg/L		ND			NC	20	
Beryllium	ND	2.0	µg/L		ND			NC	20	
Cadmium	ND	2.5	µg/L		ND			NC	20	
Chromium	ND	5.0	µg/L		ND			NC	20	
Copper	ND	25	µg/L		ND			NC	20	
Lead	ND	5.0	µg/L		ND			NC	20	
Nickel	ND	25	µg/L		ND			NC	20	
Selenium	ND	25	µg/L		ND			NC	20	
Silver	ND	2.5	µg/L		ND			NC	20	
Thallium	ND	1.0	µg/L		ND			NC	20	
Vanadium	ND	25	µg/L		ND			NC	20	
Zinc	ND	50	µg/L		ND			NC	20	
Matrix Spike (B149658-MS1)	**Source: 16E0554-03**			Prepared: 05/20/16 Analyzed: 05/21/16						
Antimony	256	5.0	µg/L	250	ND	103	75-125			
Arsenic	280	2.0	µg/L	250	7.83	109	75-125			
Barium	287	50	µg/L	250	ND	115	75-125			
Beryllium	266	2.0	µg/L	250	ND	106	75-125			
Cadmium	268	2.5	µg/L	250	ND	107	75-125			
Chromium	263	5.0	µg/L	250	ND	105	75-125			
Copper	269	25	µg/L	250	7.08	105	75-125			
Lead	276	5.0	µg/L	250	ND	110	75-125			
Nickel	266	25	µg/L	250	2.03	106	75-125			
Selenium	270	25	µg/L	250	ND	108	75-125			
Silver	257	2.5	µg/L	250	ND	103	75-125			
Thallium	261	1.0	µg/L	250	ND	105	75-125			
Vanadium	271	25	µg/L	250	ND	108	75-125			
Zinc	283	50	µg/L	250	ND	113	75-125			

con-test® ANALYTICAL LABORATORY
39 Spruce Street * East Longmeadow, MA 01028 * FAX 413/525-6405 * TEL. 413/525-2332

FLAG/QUALIFIER SUMMARY

*	QC result is outside of established limits.
†	Wide recovery limits established for difficult compound.
‡	Wide RPD limits established for difficult compound.
#	Data exceeded client recommended or regulatory level
ND	Not Detected
RL	Reporting Limit
DL	Method Detection Limit
MCL	Maximum Contaminant Level
	Percent recoveries and relative percent differences (RPDs) are determined by the software using values in the calculation which have not been rounded.
	No results have been blank subtracted unless specified in the case narrative section.
MS-09	Matrix spike recovery and/or matrix spike duplicate recovery outside of control limits. Possibility of sample matrix effects that lead to a low bias for reported result or non-homogeneous sample aliquots cannot be eliminated.
MS-12	Matrix spike recovery and matrix spike duplicate recovery outside of control limits. Possibility of sample matrix effects that lead to a high bias for reported result or non-homogeneous sample aliquots cannot be eliminated.
R-05	Laboratory fortified blank duplicate RPD is outside of control limits. Reduced precision is anticipated for any reported value for this compound.

con-test® ANALYTICAL LABORATORY
39 Spruce Street * East Longmeadow, MA 01028 * FAX 413/525-6405 * TEL. 413/525-2332

CERTIFICATIONS

Certified Analyses included in this Report

Analyte	Certifications
SW-846 6020A-B in Water	
Antimony	CT,NH,NY,ME,VA,NC
Antimony	CT,NH,NY,ME,VA,NC
Arsenic	CT,NH,NY,NC,ME,VA
Arsenic	CT,NH,NY,ME,VA,NC
Barium	CT,NH,NY,ME,VA,NC
Barium	MA,NY,CT,NC,NH,ME,VA
Beryllium	CT,NH,NY,NC,ME,VA
Beryllium	CT,NH,NY,ME,VA,NC
Cadmium	CT,NH,NY,NC,ME,VA
Cadmium	CT,NH,NY,RI,ME,VA,NC
Chromium	CT,NH,NY,NC,ME,VA
Chromium	CT,NH,NY,ME,VA,NC
Copper	CT,NH,NY,ME,VA,NC
Copper	CT,NH,NY,NC,ME,VA
Lead	CT,NH,NY,ME,VA,NC
Lead	CT,NH,NY,NC,ME,VA
Nickel	CT,NH,NY,NC,ME,VA
Nickel	CT,NH,NY,ME,VA,NC
Selenium	CT,NH,NY,NC,ME,VA
Selenium	CT,NH,NY,ME,VA,NC
Silver	CT,NH,NY,ME,VA,NC
Silver	CT,NC,NH,NY,ME,VA
Thallium	CT,NH,NY,ME,VA,NC
Thallium	CT,NH,NY,NC,ME,VA
Vanadium	CT,NH,NY,ME,VA,NC
Vanadium	CT,NH,NY,NC,ME,VA
Zinc	CT,NH,NY,NC,ME,VA
Zinc	CT,NH,NY,ME,VA,NC
SW-846 7470A in Water	
Mercury	CT,NH,NY,NC,ME,VA
Mercury	CT,NH,NY,NC,ME,VA
SW-846 8260C in Water	
Acetone	CT,NH,NY,ME
Acrylonitrile	CT,NY,ME
Benzene	CT,NH,NY,ME
Bromodichloromethane	CT,NH,NY,ME
Bromoform	CT,NH,NY,ME
Bromomethane	CT,NH,NY,ME
2-Butanone (MEK)	CT,NH,NY,ME
n-Butylbenzene	NY,ME
sec-Butylbenzene	NY,ME
tert-Butylbenzene	NY,ME
Carbon Disulfide	CT,NH,NY,ME
Carbon Tetrachloride	CT,NH,NY,ME
Chlorobenzene	CT,NH,NY,ME
Chlorodibromomethane	CT,NH,NY,ME

con-test® ANALYTICAL LABORATORY
39 Spruce Street * East Longmeadow, MA 01028 * FAX 413/525-6405 * TEL. 413/525-2332

CERTIFICATIONS

Certified Analyses included in this Report

Analyte	Certifications
SW-846 8260C in Water	
Chloroethane	CT,NH,NY,ME
Chloroform	CT,NH,NY,ME
Chloromethane	CT,NH,NY,ME
2-Chlorotoluene	NY,ME
4-Chlorotoluene	NY,ME
Dibromomethane	NH,NY,ME
1,2-Dichlorobenzene	CT,NY,ME
1,3-Dichlorobenzene	CT,NH,NY,ME
1,4-Dichlorobenzene	CT,NH,NY,ME
trans-1,4-Dichloro-2-butene	NH,NY,ME
Dichlorodifluoromethane (Freon 12)	NH,NY,ME
1,1-Dichloroethane	CT,NH,NY,ME
1,2-Dichloroethane	CT,NH,NY,ME
1,1-Dichloroethylene	CT,NH,NY,ME
cis-1,2-Dichloroethylene	NY,ME
trans-1,2-Dichloroethylene	CT,NH,NY,ME
1,2-Dichloropropane	CT,NH,NY,ME
1,3-Dichloropropane	NY,ME
2,2-Dichloropropane	NH,NY,ME
1,1-Dichloropropene	NH,NY,ME
cis-1,3-Dichloropropene	CT,NH,NY,ME
trans-1,3-Dichloropropene	CT,NH,NY,ME
Ethylbenzene	CT,NH,NY,ME
Hexachlorobutadiene	CT,NH,NY,ME
2-Hexanone (MBK)	CT,NH,NY,ME
Isopropylbenzene (Cumene)	NY,ME
p-Isopropyltoluene (p-Cymene)	CT,NH,NY,ME
Methyl tert-Butyl Ether (MTBE)	CT,NH,NY,ME
Methylene Chloride	CT,NH,NY,ME
4-Methyl-2-pentanone (MIBK)	CT,NH,NY,ME
Naphthalene	NH,NY,ME
n-Propylbenzene	CT,NH,NY,ME
Styrene	CT,NH,NY,ME
1,1,1,2-Tetrachloroethane	CT,NH,NY,ME
1,1,2,2-Tetrachloroethane	CT,NH,NY,ME
Tetrachloroethylene	CT,NH,NY,ME
Toluene	CT,NH,NY,ME
1,2,3-Trichlorobenzene	NH,NY,ME
1,2,4-Trichlorobenzene	CT,NH,NY,ME
1,1,1-Trichloroethane	CT,NH,NY,ME
1,1,2-Trichloroethane	CT,NH,NY,ME
Trichloroethylene	CT,NH,NY,ME
Trichlorofluoromethane (Freon 11)	CT,NH,NY,ME
1,2,3-Trichloropropane	NH,NY,ME
1,1,2-Trichloro-1,2,2-trifluoroethane (Freon 113)	NY
1,2,4-Trimethylbenzene	NY,ME
1,3,5-Trimethylbenzene	NY,ME

39 Spruce Street * East Longmeadow, MA 01028 * FAX 413/525-6405 * TEL. 413/525-2332

CERTIFICATIONS

Certified Analyses included in this Report

Analyte	Certifications
SW-846 8260C in Water	
Vinyl Chloride	CT,NH,NY,ME
m+p Xylene	CT,NH,NY,ME
o-Xylene	CT,NH,NY,ME

The CON-TEST Environmental Laboratory operates under the following certifications and accreditations:

Code	Description	Number	Expires
AIHA	AIHA-LAP, LLC	100033	02/1/2018
MA	Massachusetts DEP	M-MA100	06/30/2016
CT	Connecticut Department of Publilc Health	PH-0567	09/30/2017
NY	New York State Department of Health	10899 NELAP	04/1/2017
NH-S	New Hampshire Environmental Lab	2516 NELAP	02/5/2017
RI	Rhode Island Department of Health	LAO00112	12/30/2016
NC	North Carolina Div. of Water Quality	652	12/31/2016
NJ	New Jersey DEP	MA007 NELAP	06/30/2016
FL	Florida Department of Health	E871027 NELAP	06/30/2016
VT	Vermont Department of Health Lead Laboratory	LL015036	07/30/2016
ME	State of Maine	2011028	06/9/2017
VA	Commonwealth of Virginia	460217	12/14/2016
NH-P	New Hampshire Environmental Lab	2557 NELAP	09/6/2016

CHAIN OF CUSTODY RECORD

con-test® ANALYTICAL LABORATORY

Phone: 413-525-2332
Fax: 413-525-6405
Email: info@contestlabs.com
www.contestlabs.com

39 Spruce Street
East longmeadow, MA 01028

1LE0554
Rev 04.05.12

Page 1 of 1

Company Name: Apex Companies LLC
Address: 58H Connecticut Ave
South Windsor, CT 06074
Attention: Donna Kask
Project Location: 1654 King St. Enfield, CT
Sampled By: M. Ludwig

Telephone: 860-282-1700
Project #: 6089.012
Client PO#: 6089.012

Project Proposal Provided? (for billing purposes)
○ yes _____ proposal date

DATA DELIVERY (check all that apply)
○ FAX ✓ EMAIL ○ WEBSITE
Fax #:
Email: dkask@apexcos.com
Format: ✓ PDF ○ EXCEL ○ GIS
○ OTHER
○ "Enhanced Data Package"

Con-Test Lab ID (laboratory use only)	Client Sample ID / Description	Collection Beginning Date/Time	Collection Ending Date/Time	Composite	Grab	*Matrix Code	Conc Code
01	TB20160510	5/10/16	8:00			O	C
02	MW-7	5/10/16	9:25		X	GW	U
03	MW-13	5/10/16	11:35		X	GW	U
04	MW-12 (MS/MSD)	5/10/16	12:50		X	GW	U
05	RW-2	5/12/16	10:20		X	GW	U
06	DUP20160512	5/12/16	—		X	GW	U
07	EB20160512	5/12/16	11:00			O	C

# of Containers	3	2	1	1
** Preservation	H	I	N	N
***Container Code	V	A	P	P

ANALYSIS REQUESTED

	VOC's 8260	PAH's 8270	Total RSR metals	Dissolved RSR metals
01	X			
02	X	X	X	
03	X	X	X	X
04	X	X	X	
05	X	X	X	X
06	X	X	X	X
07	X	X	X	

Dissolved Metals
✓ Field Filtered
○ Lab to Filter

***Cont. Code:**
A=amber glass
G=glass
P=plastic
ST=sterile
V= vial
S=summa can
T=tedlar bag
O=Other

**Preservation
I = Iced
H = HCL
M = Methanol
N = Nitric Acid
S = Sulfuric Acid
B = Sodium bisulfate
X = Na hydroxide
T = Na thiosulfate
O = Other_____

*Matrix Code:
GW= groundwater
WW= wastewater
DW= drinking water
A = air
S = soil/solid
SL = sludge
O = other blanks

Comments: * dissolved metals was field filtered
* Analyzed in accordance with CT DEEP RCP methodology

Please use the following codes to let Con-Test know if a specific sample may be high in concentration in Matrix/Conc. Code Box:
H - High; M - Medium; L - Low; C - Clean; U - Unknown

	Signature	Date/Time
Relinquished by:	Michael Ludwig	5/12/15 1400
Received by:	5:40	5-12-16
Relinquished by:	5-12-16	7:00
Received by:	5,406 5/12/16	19:09

Turnaround #
☒ 7-Day
☐ 10-Day
☐ Other ____
RUSH †
☐ †24-Hr ☐ †48-Hr
☐ †72-Hr ☐ †4-Day
† Require lab approval

Detection Limit Requirements
Massachusetts:
Connecticut: CT DEEP RES VC, I/C VC and SWPC
Other:

Is your project MCP or RCP ?
○ MCP Form Required
✓ RCP Form Required
○ MA State DW Form Required PWSID # _____

NELAC & AIHA-LAP, LLC Accredited
WBE/DBE Certifie

TURNAROUND TIME STARTS AT 9:00 A.M. THE DAY AFTER SAMPLE RECEIPT UNLESS THERE ARE QUESTIONS ON YOUR CHAIN. IF THIS FORM IS NOT FILLED OUT COMPLETELY OR IS INCORRECT, TURNAROUND TIME WILL NOT START UNTIL ALL QUESTIONS ARE ANSWERED BY OUR CLIENT.

PLEASE BE CAREFUL NOT TO CONTAMINATE THIS DOCUMENT

Table of Contents

39 Spruce St.
East Longmeadow, MA. 01028
P: 413-525-2332
F: 413-525-6405
www.contestlabs.com

con-test ANALYTICAL LABORATORY



Sample Receipt Checklist

CLIENT NAME: Apex Companies LLC **RECEIVED BY:** CKmc **DATE:** 5/12/16

1) **Was the chain(s) of custody relinquished and signed?** (Yes) No No CoC Included
2) **Does the chain agree with the samples?** (Yes) No
If not, explain:
3) **Are all the samples in good condition?** (Yes) No
If not, explain:
4) **How were the samples received:**
On Ice ☑ Direct from Sampling ☐ Ambient ☐ In Cooler(s) ☑
Were the samples received in Temperature Compliance of (2-6°C)? (Yes) No N/A
Temperature °C by Temp blank _____ Temperature °C by Temp gun 5.4°C
5) **Are there Dissolved samples for the lab to filter?** Yes (No)
Who was notified _____ Date _____ Time _____
6) **Are there any RUSH or SHORT HOLDING TIME samples?** Yes (No)
Who was notified _____ Date _____ Time _____
7) **Location where samples are stored:** Login
Permission to subcontract samples? Yes No
(Walk-in clients only) if not already approved
Client Signature: _____
8) **Do all samples have the proper Acid pH:** (Yes) No N/A _____
9) **Do all samples have the proper Base pH:** Yes No (N/A) _____
10) **Was the PC notified of any discrepancies with the CoC vs the samples:** Yes No (N/A)

Containers received at Con-Test

	# of containers		# of containers
1 Liter Amber	16	8 oz amber/clear jar	
500 mL Amber		4 oz amber/clear jar	
250 mL Amber (8oz amber)		2 oz amber/clear jar	
1 Liter Plastic		Plastic Bag / Ziploc	
500 mL Plastic		SOC Kit	
250 mL plastic	1	Non-ConTest Container	
40 mL Vial - type listed below	26	Perchlorate Kit	
Colisure / bacteria bottle		Flashpoint bottle	
Dissolved Oxygen bottle		Other glass jar	
Encore		Other	

Laboratory Comments:

40 mL vials: # HCl 26 # Methanol _____
Bisulfate _____ # DI Water _____
Thiosulfate _____ Unpreserved _____

Time and Date Frozen:

Doc# 277
Rev. 4 August 2013

Page 2 of 2

Login Sample Receipt Checklist

(Rejection Criteria Listing - Using Sample Acceptance Policy)

Any False statement will be brought to the attention of Client

Question	Answer (True/False) T/F/NA	Comment
1) The cooler's custody seal, if present, is intact.	T	
2) The cooler or samples do not appear to have been compromised or tampered with.	T	
3) Samples were received on ice.	T	
4) Cooler Temperature is acceptable.	T	
5) Cooler Temperature is recorded.	T	5.4°C
6) COC is filled out in ink and legible.	T	
7) COC is filled out with all pertinent information.	T	
8) Field Sampler's name present on COC.	T	
9) There are no discrepancies between the sample IDs on the container and the COC.	T	
10) Samples are received within Holding Time.	T	
11) Sample containers have legible labels.	T	
12) Containers are not broken or leaking.	T	
13) Air Cassettes are not broken/open.	NA	
14) Sample collection date/times are provided.	T	
15) Appropriate sample containers are used.	T	
16) Proper collection media used.	T	
17) No headspace sample bottles are completely filled.	T	
18) There is sufficient volume for all requsted analyses, including any requested MS/MSDs.	T	
19) Trip blanks provided if applicable.	T	2 trip blanks
20) VOA sample vials do not have head space or bubble is <6mm (1/4") in diameter.	T	
21) Samples do not require splitting or compositing.	T	

Doc #277 Rev. 4 August 2013

Who notified of False statements?

Log-In Technician Initials: CMM

Date/Time:

Date/Time: 5/12/16 19:07

REASONABLE CONFIDENCE PROTOCOL
LABORATORY ANALYSIS QA/QC CERTIFICATION FORM

Laboratory Name: Con-Test Analytical Laboratory

Client: Apex Companies, LLC - South Windsor, (

Project Location: 1654 King St., Enfield, CT

Project Number: 16E0554

Laboratory Sample ID(s):

16E0554-01 thru 16E0554-07

Sample Date(s):

05/10/2016,
05/12/2016

List RCP Methods Used:

, , SW-846 6020A-B, SW-846 7470A, SW-846 8260C, SW-846 8270D

1	For each analytical method referenced in this laboratory report package, were all specified QA/QC performance criteria followed, including the requirement to explain any criteria falling outside of acceptable guidelines, as specified in the CTDEP method-specific Reasonable Confidence Protocol documents?	☑ Yes ☐ No
1A	Were the method specified preservation and holding time requirements met?	☑ Yes ☐ No
1B	VPH and EPH Methods only: Was the VPH and EPH method conducted without significant modifications (see Section 11.3 of respective RCP methods)?	☐ Yes ☐ No ☑ N/A
2	Were all samples received by the laboratory in a condition consistent with that described on the associated chain-of-custody document(s)?	☑ Yes ☐ No
3	Were samples received at an appropriate temperature (< 6 degrees C.)?	☑ Yes ☐ No ☐ N/A
4	Were all QA/QC performance criteria specified in the CTDEP Reasonable Confidence Protocol documents achieved?	☐ Yes ☑ No
5A	Were reporting limits specified or referenced on the chain-of-custody?	☑ Yes ☐ No
5B	Were these reporting limits met?	☑ Yes ☐ No
6	For each analytical method referenced in this laboratory report package, were results reported for all constituents identified in the method-specific analyte lists presented in the Reasonable Confidence Protocol documents?	☑ Yes ☐ No
7	Are project-specific matrix spikes and laboratory duplicates included in this data set?	☑ Yes ☐ No

Notes: For all questions to which the response was "No" (with the exception of question #7), additional information must be provided in an attached narrative. If the answer to question #1, #1A, or #1B is "No", the data package does not meet the requirements for "Reasonable Confidence."
This form may not be altered and all questions must be answered.

I, the undersigned, attest under the pains and penalties of perjury that, to the best of my knowledge and belief and based upon my personal inquiry of those responsible for providing the information contained in this analytical report, such information is accurate and complete.

Authorized Signature: Lisa Worthington **Position:** **Project Manager**

Printed Name: **Lisa A. Worthington** **Date:** **05/23/16**

Name of Laboratory: **Con-Test Analytical Laboratory**

This certification form is to be used for RCP methods only.