VIA CERTIFIED MAIL

January 28, 2020

Mr. Jan Michael Czeczotka
Connecticut Department of Energy and Environmental Protection
Bureau of Water Protection and Land Reuse
Remediation Division
North Central District
79 Elm Street
Hartford, CT 06106-5127

RE: Annual Status Report (January through December 2019)
REMID #3688
Former CL&P Area Work Center
1654 King Street
Enfield, Connecticut

Dear Mr. Czeczotka:

This Annual Status Report has been prepared by Apex Companies, LLC (Apex), on behalf of Eversource Energy (Eversource), for the former Connecticut Light & Power Company (CL&P) Area Work Center (AWC) located at 1654 King Street in Enfield, Connecticut (the "Site"). This Annual Status Report covers the period between January and December 2019.

Should you have any questions regarding the information presented, please contact the undersigned at (860) 282-1700.

Sincerely,

APEX COMPANIES, LLC

David B. Sherman, LEP
Program Manager

Attachments
ecc: Mr. Jonathan Reich, Eversource Energy
ecc: Mr. John Petronella, Enfield Builders

2019 ANNUAL STATUS REPORT

Former CL&P Area Work Center
1654 King Street
Enfield, Connecticut

CTDEEP Remediation ID: 3688

January 2020

Apex Project No.: 6089-012

Prepared for:

Eversource Energy
247 Station Drive
Westwood, MA 02090

Prepared by:

Apex Companies, LLC
58H Connecticut Avenue
South Windsor, CT 06074-3452

TABLE OF CONTENTS

1.0 INTRODUCTION....1
2.0 SITE ACTIVITIES - 2019....2
2.1 Groundwater Monitoring....2
2.1.1 Data Quality Objectives and Reasonable Confidence Protocols....3
2.1.2 Groundwater Analytical Results....3
2.2 Monitoring Well Repair....4
3.0 SUMMARY....4

FIGURES

Figure 1: Site Location Map
Figure 2: Site Plan
Figure 3: Groundwater Contour Map

TABLES

Table 1: Historical Groundwater Monitoring Data

APPENDICES

Appendix A: Well Sampling Logs
Appendix B: Laboratory Analytical Reports - Groundwater

1.0 INTRODUCTION

This Annual Status Report has been prepared by Apex Companies, LLC (Apex), on behalf of Eversource Energy (Eversource), for the former Connecticut Light & Power Company (CL&P) Area Work Center (AWC) located at 1654 King Street in Enfield, Connecticut (the "Site"). The Site is currently owned by JFP Realty, Inc., having been sold (quit claim transfer) to JFP Realty, Inc. by Joseph F. Petronella on September 11, 2000. The property had been sold to Joseph F. Petronella by CL&P on December 31, 1997. CL&P remains the certifying party for the December 31, 1997 transfer pursuant to the Connecticut Transfer Act (CGS §22a-134).

The Site was used as an AWC by CL&P from 1944 to 1995. Site features included office buildings for accounting and support services, line crews, transformer repairs and storage, vehicle fueling, and maintenance facilities for company vehicles. The CL&P AWC included the following historical structures and Site areas:

- Service building - located on the southern portion of the property;
- Garage building - located approximately 150 feet north of the service building;
- Covered truck parking structure - approximately 300 feet long located approximately 150 feet northwest of the service building and approximately 100 feet northwest of the garage building, with associated small building (shown as "Annex III" on some maps), loading dock(s), and transformer storage area;
- Second transformer storage area - located several hundred feet north of the covered truck parking structure;
- A remediation shed - located several hundred feet northwest of the covered truck parking structure;
- Former gasoline dispenser - located within approximately 50 feet (southwest) of the garage;
- Paved area - located southeast of the service building;
- Paved area - located northeast of the service building and extending to a larger paved area to the northeast of the garage; and
- An extensive gravel storage area - located in the northern section of the property.

Records indicate that a Form III was submitted to the Connecticut Department of Energy & Environmental Protection (CTDEEP) in 1989 as a result of the transfer of the CL&P property. Since 1989, various subsurface investigations and assessments have been completed at the Site, and a groundwater remediation system was active from 1990 to 2003. The remediation system was installed in response to a gasoline release from the underground storage tanks (USTs) formerly located immediately southwest of the garage.

In January 1998, another Form III and an Environmental Condition Assessment Form (ECAF) were submitted to the CTDEEP Property Transfer Program for the December 1997 transfer of the property.

The 1998 ECAF indicated that the groundwater classification for the Site as GA, and that the Site is not within the zone of contribution of a public water supply well, that public water is available to the Site, and that public water is available to any developed area surrounding the Site. In addition, the 1998 ECAF also referenced the nearest down-gradient surface water body as the Connecticut River, located approximately 2,600 feet west of the subject Site, with a surface water classification of C/B. As documented in the 2006 Annual Status Report,

groundwater reclassification from GA to GB was granted to Eversource Energy (previously Northeast Utilities Services Company (NUSCO)) by the CTDEEP on October 9, 2003.

Previous Site assessment, remediation and public notice activities were summarized in the following reports prepared by Apex that have previously been submitted to CTDEEP:

- "Supplemental Phase II/Limited Phase III Report" dated January 23, 2008;
- "Phase III Site Investigation Report" dated January 15, 2009;
- "Remedial Action Plan" dated February 19, 2009;
- "Annual Groundwater Monitoring and Soil Remedial Action Report" dated January 2010;
- "Annual Groundwater Monitoring Report" dated January 2011;
- "Annual Status Report" dated January 2012;
- "Annual Status Report and Remedial Action Plan Addendum" dated January 2013;
- "2013 Annual Status & Remediation Summary Report" dated January 2014;
- "2014 Annual Status Report" dated January 2015;
- "2015 Annual Status Report" dated January 2016;
- "2016 Annual Status Report" dated January 2017;
- "2017 Annual Status Report" dated January 2018; and
- "Annual Status Report (January through December 2018)" dated January 2019.

A Site Location Map is presented as **Figure 1**, and a Site Plan is included as **Figure 2**.

2.0 SITE ACTIVITIES - 2019

Site investigation activities conducted during 2019 were limited to one groundwater monitoring event and well repair activities. Results of the groundwater monitoring activities are detailed in subsequent sections.

2.1 Groundwater Monitoring

On July 10, 2019, groundwater samples were collected from two Site groundwater monitoring wells (MW-7 and MW-12) within and downgradient of the fill area west of the loading dock at the Site. Apex attempted to sample monitoring well MW-13; however, the well was damaged upon inspection. Therefore, well MW-7 was sampled in place of MW-13. Prior to sampling, each monitoring well was gauged to determine the thickness of the saturated zone in each well. In addition, each well was gauged with an interface probe (IP) for the potential presence of any light or dense non-aqueous phase liquid (LNAPL/DNAPL). Measurable LNAPL/DNAPL was not observed in monitoring wells during the 2019 groundwater monitoring event. Monitoring well locations are shown on the attached Site Plan included as **Figure 2**. Based on historic and current gauging data, the horizontal groundwater flow within the underlying overburden aquifer is generally to the west. A Groundwater Flow Direction Map is provided as **Figure 3**.

Apex personnel performed low-flow sampling of the Site monitoring wells in accordance with the U.S. Environmental Protection Agency's (EPA's) *"Low Stress (low flow) Purging and Sampling Procedure for the Collection of Groundwater Samples from Monitoring Wells"*. The collected groundwater samples were contained in laboratory-provided glassware and submitted to Con-Test Analytical Laboratory (Con-Test), a Connecticut certified laboratory, for analysis in accordance with one or more of the following analytical methods based on historic groundwater analytical results:

- Volatile organic compounds (VOCs) in accordance with EPA Method 8260;
- Polynuclear aromatic hydrocarbons (PAHs) in accordance with EPA Method 8270; and
- Total and Dissolved Remediation Standard Regulations (RSR) Metals in accordance with EPA Methods 6010/7470.

Well Sampling Logs documenting well purging and monitoring activities are included as **Appendix A**.

2.1.1 Data Quality Objectives and Reasonable Confidence Protocols

Laboratory analyses performed during the 2019 groundwater monitoring event were conducted in general accordance with the Laboratory Quality Assurance and Quality Control Guidance – Reasonable Confidence Protocols (RCP) (CTDEEP, July 2007). The analytical results were subsequently evaluated in accordance with the Laboratory Quality Assurance and Quality Control – Data Quality Assessment and Data Usability Evaluation Guidance Document (CTDEEP, November 2008).

Case narratives and information relating to non-conformances are detailed in the attached laboratory analytical reports. Based on the information provided by the laboratory, the requirements for RCP were met for the groundwater samples. Therefore, the groundwater data quality objectives for this assessment were achieved, and the data is deemed useable.

A summary of the data quality assessment (DQA) and data usability evaluation (DUE) for the groundwater activities is presented below:

- Matrix spike recovery was outside of control limits for select analytes. Analysis was in control based on laboratory fortified blank recovery. Possibility of the sample matrix effects that lead to low bias for reported result or non-homogenous sample aliquot cannot be eliminated; and
- Duplicate relative percent difference (RPD) is a less useful indicator of sample precision for sample results that are <5 times the reporting limit.

Case narratives and information relating to non-conformances are detailed in the attached laboratory analytical reports included as **Appendix B**. Based on DQA/DUE pertaining to the laboratory non-conformances detailed above, the data is deemed usable for its intended purpose of monitoring and evaluating general Site groundwater quality.

2.1.2 Groundwater Analytical Results

Laboratory analytical results indicate that no VOCs were detected above laboratory reporting limits in the sampled wells.

Acenaphthene was detected in MW-12. The detected concentration of acenaphthene in well MW-12 (0.48 micrograms per liter (µg/l)) was above the Surface Water Protection Criteria (SWPC).

Finally, certain total RSR metals (arsenic, barium, and zinc) and dissolved RSR metals (arsenic, barium, and copper) were detected above laboratory reporting limits. The detected concentrations were not in exceedance of any applicable RSR Criteria.

Historical Groundwater Monitoring Data for the two sampled wells is presented as **Table 1**. Copies of the laboratory analytical reports are included in **Appendix B**.

2.2 Monitoring Well Repair

On August 22, 2019, Apex further investigated the damaged well MW-13. It was observed that the gripper cap was lodged approximately 6 inches below the top of the PVC casing perhaps as a result of plowing activities. The well casing was cut approximately 5.5 inches to remove the damaged gripper cap and residual soils that were lodged above the gripper cap. A new gripper cap, road box and concrete pad were installed at MW-13. Groundwater monitoring and sampling will be performed at MW-13 at the next scheduled monitoring activity.

3.0 SUMMARY

Groundwater results from the most recent sampling event completed in July 2019 revealed no detected concentrations of VOCs or RSR Metals above the applicable RSR Criteria. Acenaphthene was detected above the SWPC in the sample collected from well MW-12. Overall, groundwater conditions at the Site remain relatively stable with some indications of decreasing groundwater concentrations. Groundwater quality is expected to improve over time.

Based on the assessment and remedial actions conducted to date at the Site, future groundwater monitoring activities will be conducted on an every-other year frequency to evaluate groundwater quality within and downgradient of the fill area west of the loading dock. The results of the monitoring will be summarized within the context of an annual Status Report which will be submitted to the CTDEEP on or before January 31st on an every-other year basis until a Site Verification can be achieved.



FIGURES

FIGURE 1
Site Location Map

Former CL&P Area Work Center
1654 King Street
Enfield, Connecticut

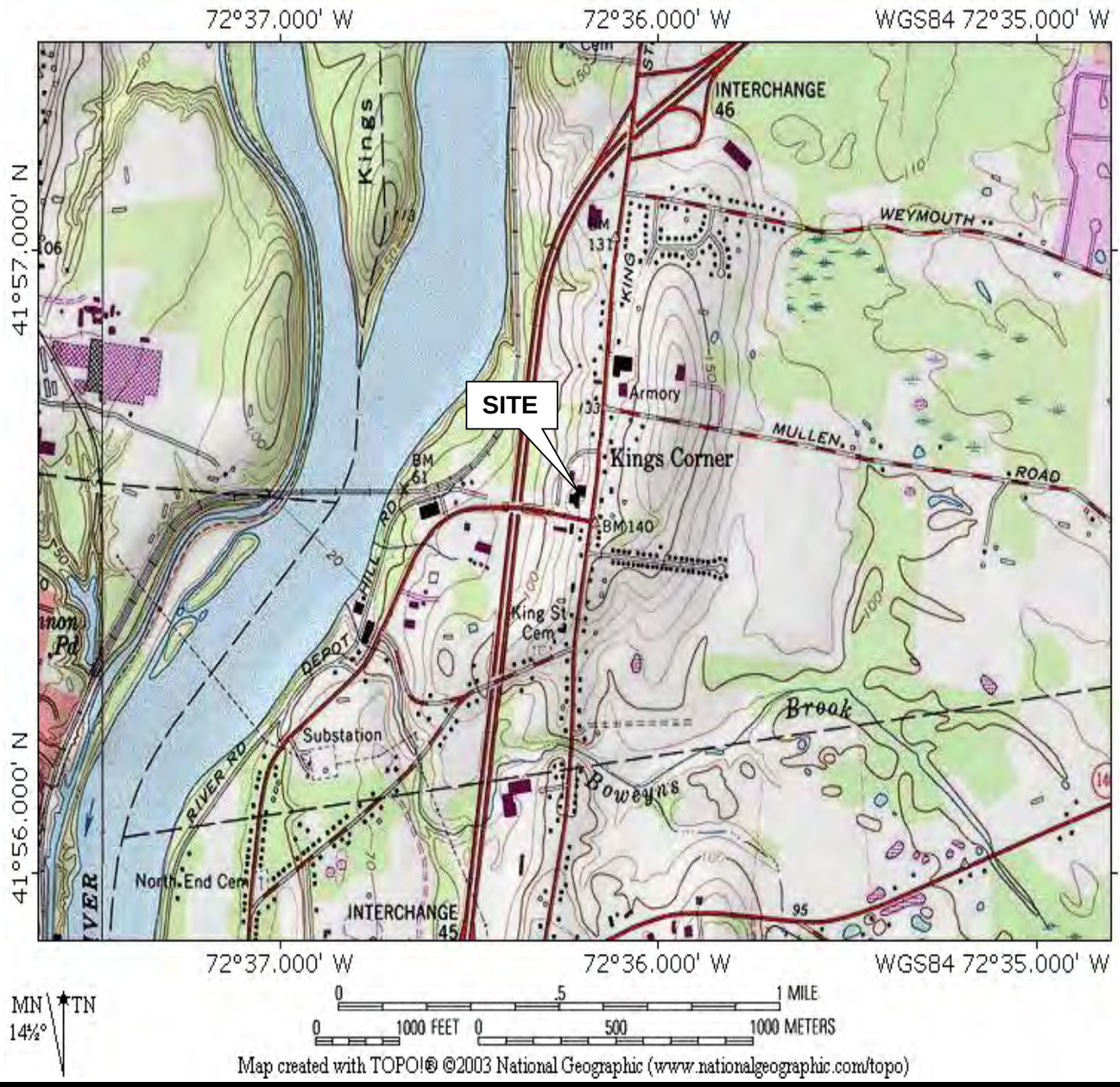

58H Connecticut Avenue South Windsor, Connecticut Telephone: (860) 282-1700 APEX	United States Department of the Interior Geological Survey 7.5 Minute Series Topographic Map Contour Interval: 20 feet Scale: 1 inch = 2,000 feet	Project: Annual Status Report Apex Job #: 5783-010 Date: January 2016	

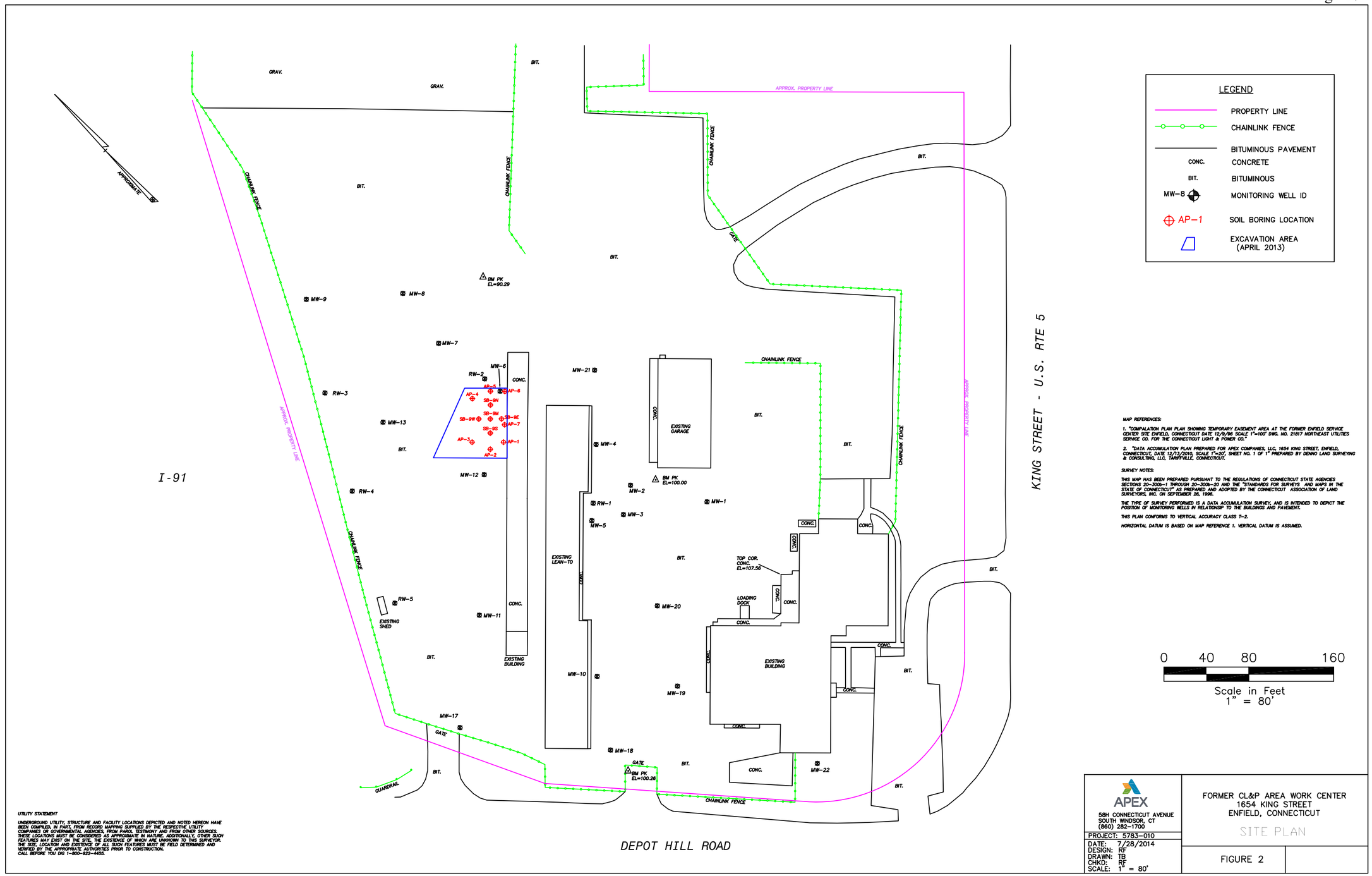

MAP REFERENCES:

1. "COMPILATION PLAN PLAN SHOWING TEMPORARY EASEMENT AREA AT THE FORMER ENFIELD SERVICE CENTER SITE ENFIELD, CONNECTICUT DATE 12/9/96 SCALE 1"=100' DWG. NO. 21817 NORTHEAST UTILITIES SERVICE CO. FOR THE CONNECTICUT LIGHT & POWER CO."

2. "DATA ACCUMULATION PLAN PREPARED FOR APEX COMPANIES, LLC. 1654 KING STREET, ENFIELD, CONNECTICUT, DATE 12/13/2010, SCALE 1"=20', SHEET NO. 1 OF 1" PREPARED BY DENNO LAND SURVEYING & CONSULTING, LLC, TARIFFVILLE, CONNECTICUT.

SURVEY NOTES:

THIS MAP HAS BEEN PREPARED PURSUANT TO THE REGULATIONS OF CONNECTICUT STATE AGENCIES SECTIONS 20-300b-1 THROUGH 20-300b-20 AND THE "STANDARDS FOR SURVEYS AND MAPS IN THE STATE OF CONNECTICUT" AS PREPARED AND ADOPTED BY THE CONNECTICUT ASSOCIATION OF LAND SURVEYORS, INC. ON SEPTEMBER 26, 1996.

THE TYPE OF SURVEY PERFORMED IS A DATA ACCUMULATION SURVEY, AND IS INTENDED TO DEPICT THE POSITION OF MONITORING WELLS IN RELATIONSHIP TO THE BUILDINGS AND PAVEMENT.

THIS PLAN CONFORMS TO VERTICAL ACCURACY CLASS T-2.

HORIZONTAL DATUM IS BASED ON MAP REFERENCE 1. VERTICAL DATUM IS ASSUMED.

UTILITY STATEMENT

UNDERGROUND UTILITY, STRUCTURE AND FACILITY LOCATIONS DEPICTED AND NOTED HEREON HAVE BEEN COMPILED, IN PART, FROM RECORD MAPPING SUPPLIED BY THE RESPECTIVE UTILITY COMPANIES OR GOVERNMENTAL AGENCIES, FROM PAROL TESTIMONY AND FROM OTHER SOURCES. THESE LOCATIONS MUST BE CONSIDERED AS APPROXIMATE IN NATURE. ADDITIONALLY, OTHER SUCH FEATURES MAY EXIST ON THE SITE, THE EXISTENCE OF WHICH ARE UNKNOWN TO THIS SURVEYOR. THE SIZE, LOCATION AND EXISTENCE OF ALL SUCH FEATURES MUST BE FIELD DETERMINED AND VERIFIED BY THE APPROPRIATE AUTHORITIES PRIOR TO CONSTRUCTION. CALL BEFORE YOU DIG 1-800-922-4455.

APEX
58H CONNECTICUT AVENUE
SOUTH WINDSOR, CT
(860) 282-1700

PROJECT: 5783-010
DATE: 7/28/2014
DESIGN: RF
DRAWN: TB
CHKD: RF
SCALE: 1" = 80'

FORMER CL&P AREA WORK CENTER
1654 KING STREET
ENFIELD, CONNECTICUT

SITE PLAN

FIGURE 2

P:\CLIENTS\NU Files\5783-010 Former Enfield Service Center\Figures\Site Plan 2014.dwg, 11X17, 7/28/2014 5:08:31 PM

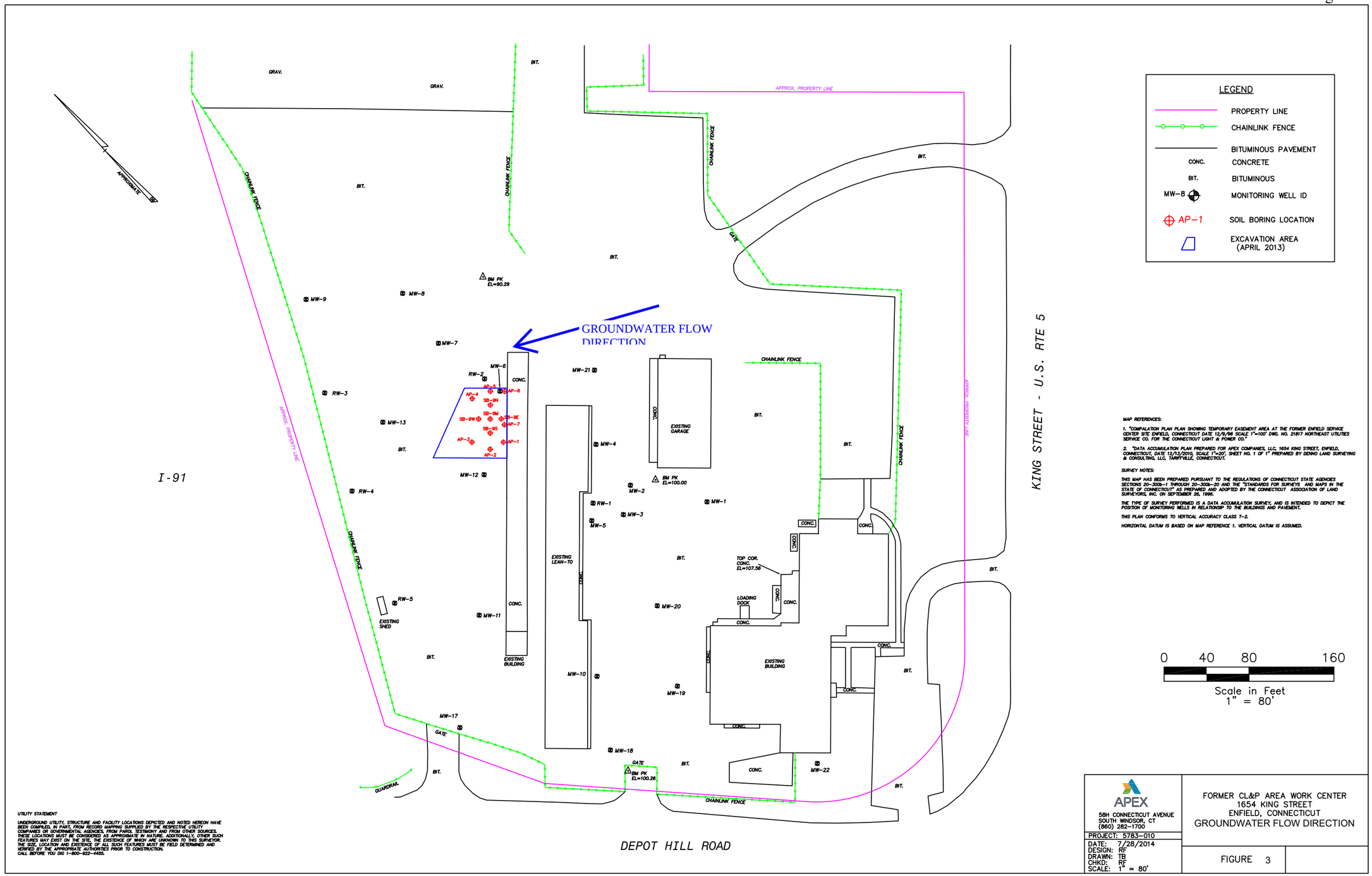

MAP REFERENCES:

1. "COMPILATION PLAN PLAN SHOWING TEMPORARY EASEMENT AREA AT THE FORMER ENFIELD SERVICE CENTER SITE ENFIELD, CONNECTICUT DATE 12/9/96 SCALE 1"=100' DWG. NO. 21817 NORTHEAST UTILITIES SERVICE CO. FOR THE CONNECTICUT LIGHT & POWER CO."

2. "DATA ACCUMULATION PLAN PREPARED FOR APEX COMPANIES, LLC, 1654 KING STREET, ENFIELD, CONNECTICUT, DATE 12/13/2010, SCALE 1"=20', SHEET NO. 1 OF 1" PREPARED BY DENNO LAND SURVEYING & CONSULTING, LLC, TARIFFVILLE, CONNECTICUT.

SURVEY NOTES:

THIS MAP HAS BEEN PREPARED PURSUANT TO THE REGULATIONS OF CONNECTICUT STATE AGENCIES SECTIONS 20-300b-1 THROUGH 20-300b-20 AND THE "STANDARDS FOR SURVEYS AND MAPS IN THE STATE OF CONNECTICUT" AS PREPARED AND ADOPTED BY THE CONNECTICUT ASSOCIATION OF LAND SURVEYORS, INC. ON SEPTEMBER 26, 1996.

THE TYPE OF SURVEY PERFORMED IS A DATA ACCUMULATION SURVEY, AND IS INTENDED TO DEPICT THE POSITION OF MONITORING WELLS IN RELATIONSHIP TO THE BUILDINGS AND PAVEMENT.

THIS PLAN CONFORMS TO VERTICAL ACCURACY CLASS T-2.

HORIZONTAL DATUM IS BASED ON MAP REFERENCE 1. VERTICAL DATUM IS ASSUMED.

UTILITY STATEMENT

UNDERGROUND UTILITY, STRUCTURE AND FACILITY LOCATIONS DEPICTED AND NOTED HEREON HAVE BEEN COMPILED, IN PART, FROM RECORD MAPPING SUPPLIED BY THE RESPECTIVE UTILITY COMPANIES OR GOVERNMENTAL AGENCIES, FROM PAROL TESTIMONY AND FROM OTHER SOURCES. THESE LOCATIONS MUST BE CONSIDERED AS APPROXIMATE IN NATURE. ADDITIONALLY, OTHER SUCH FEATURES MAY EXIST ON THE SITE, THE EXISTENCE OF WHICH ARE UNKNOWN TO THIS SURVEYOR. THE SIZE, LOCATION AND EXISTENCE OF ALL SUCH FEATURES MUST BE FIELD DETERMINED AND VERIFIED BY THE APPROPRIATE AUTHORITIES PRIOR TO CONSTRUCTION. CALL BEFORE YOU DIG 1-800-922-4455.

APEX
58H CONNECTICUT AVENUE
SOUTH WINDSOR, CT
(860) 282-1700

PROJECT: 5783-010
DATE: 7/28/2014
DESIGN: RF
DRAWN: TB
CHKD: RF
SCALE: 1" = 80'

FORMER CL&P AREA WORK CENTER
1654 KING STREET
ENFIELD, CONNECTICUT
GROUNDWATER FLOW DIRECTION

FIGURE 3

P:\CLIENTS\NU files\5783-010 Former Enfield Service Center\Figures\Site Plan 2014.dwg, 11X17, 7/28/2014 5:06:31 PM



TABLE

Table 1
Historical Groundwater Monitoring Data
Detected Analytes

Eversource Energy
Former CL&P Area Work Center
1654 King Street
Enfield, Connecticut
2003 to Present

Well ID	MW-7																															SWPC	I/C Vol. Criteria
Year	2003	2004		2005		2006		2007			2008			2009				2010				2011				2014	2015	2016	2017	2019		
Day	30-Oct	6-Apr	20-Oct	6-Apr	20-Oct	11-Apr	11-Oct	25-Apr	27-Jul	23-Oct	8-Apr	17-Jul	15-Oct	20-Jan	23-Apr	28-Jul	20-Oct	13-Jan	6-Apr	8-Jul	19-Oct	20-Jan	20-Apr	12-Jul	11-Oct	25-Apr	6-May	10-May	16-Jun	10-Jul		
VOCs via EPA 8260 (ug/l)																																	
Acetone	<10.0	<10.0	10.3	NM	<50.0	<50.0	<50.0	NM	NM	NM	NM	NM	NM	NM	NM	NM	NM	NM	NM	<10.0	<10.0	18	<5.0	NM	NM	<5.0	<5.0	<10	<10	<10	10,000*	50,000
Benzene	<0.5	<0.5	<0.6	NM	<1.0	<1.0	<1.0	NM	NM	NM	NM	NM	NM	NM	NM	NM	NM	NM	NM	<0.50	<0.50	<0.50	<0.50	NM	NM	<0.50	<0.50	<0.50	<0.50	<0.50	710	530
Bromodichloromethane	<0.5	<0.5	<0.4	NM	<2.0	<1.0	<1.0	NM	NM	NM	NM	NM	NM	NM	NM	NM	NM	NM	NM	<0.50	<0.50	<0.50	<0.50	NM	NM	<0.50	<0.50	<0.50	<0.50	<0.50	510*	35*
Bromomethane	<1.0	<1.0	<1.2	NM	<2.0	<5.0	<2.0	NM	NM	NM	NM	NM	NM	NM	NM	NM	NM	NM	NM	<0.50	<0.50	<0.50	<0.50	NM	NM	<1.0	<1.0	<2.0	<2.0	<2.0	160*	1100*
2-Butanone (MEK)	<5.0	<5.0	<10.0	NM	<20.0	<20.0	<20.0	NM	NM	NM	NM	NM	NM	NM	NM	NM	NM	NM	NM	<2.0	<2.0	<5.0	<5.0	NM	NM	<5.0	<5.0	<10	<5.0	<5.0	10,000*	50,000
n-Butylbenzene	<0.5	<0.5	<0.7	NM	<2.0	<1.0	<1.0	NM	NM	NM	NM	NM	NM	NM	NM	NM	NM	NM	NM	<1.0	<1.0	<1.0	<1.0	NM	NM	<1.0	<1.0	<1.0	<1.0	<1.0	10,000*	21,800*
sec-Butylbenzene	<0.5	<0.5	<0.6	NM	<1.0	<1.0	<1.0	NM	NM	NM	NM	NM	NM	NM	NM	NM	NM	NM	NM	<1.0	<1.0	<1.0	<1.0	NM	NM	<1.0	<1.0	<1.0	<1.0	<1.0	10,000*	20,100*
tert-Butylbenzene	<0.5	<0.5	<0.8	NM	<2.0	<1.0	<1.0	NM	NM	NM	NM	NM	NM	NM	NM	NM	NM	NM	NM	<1.0	<1.0	<1.0	<1.0	NM	NM	<1.0	<1.0	<1.0	<1.0	<1.0	10,000*	25,300*
Chlorobenzene	<0.5	<0.5	<0.6	NM	<1.0	<1.0	<1.0	NM	NM	NM	NM	NM	NM	NM	NM	NM	NM	NM	NM	<0.50	<0.50	<0.50	<0.50	NM	NM	<0.50	<0.50	<0.50	<0.50	<0.50	420,000	6,150
Chloroform	<0.5	<0.5	<0.8	NM	<2.0	<2.0	<2.0	NM	NM	NM	NM	NM	NM	NM	NM	NM	NM	NM	NM	<0.50	<0.50	<0.50	<0.50	NM	NM	<0.50	<0.50	<0.50	<0.50	<0.50	14,100	710
2-Chlorotoluene	<0.5	<0.5	<0.6	NM	<1.0	<1.0	<1.0	NM	NM	NM	NM	NM	NM	NM	NM	NM	NM	NM	NM	<0.50	<0.50	<0.50	<0.50	NM	NM	<0.50	<0.50	<0.50	<0.50	<0.50	10,000*	28,300*
4-Chlorotoluene	<0.5	<0.5	<0.6	NM	<2.0	<1.0	<1.0	NM	NM	NM	NM	NM	NM	NM	NM	NM	NM	NM	NM	<0.50	<0.50	<0.50	<0.50	NM	NM	<0.50	<0.50	<0.50	<0.50	<0.50	10,000*	25,200*
1,2-Dichlorobenzene	<0.5	<0.5	<0.8	NM	<1.0	<1.0	<1.0	NM	NM	NM	NM	NM	NM	NM	NM	NM	NM	NM	NM	<0.50	<0.50	<0.50	<0.50	NM	NM	<0.50	<0.50	<0.50	<0.50	<0.50	170,000	50,000
1,4-Dichlorobenzene	<0.5	<0.5	<0.8	NM	<1.0	<1.0	<1.0	NM	NM	NM	NM	NM	NM	NM	NM	NM	NM	NM	NM	<0.50	<0.50	<0.50	<0.50	NM	NM	<0.50	<0.50	<0.50	<0.50	<0.50	26,000	50,000
Dichlorodifluoromethane	<0.5	<0.5	<1.0	NM	<2.0	<2.0	<2.0	NM	NM	NM	NM	NM	NM	NM	NM	NM	NM	NM	NM	<0.50	<0.50	<0.50	<0.50	NM	NM	<0.50	<0.50	<0.50	<0.50	<0.50	10,000*	720*
1,1-Dichloroethane	<0.5	<0.5	<0.7	NM	<1.0	<1.0	<1.0	NM	NM	NM	NM	NM	NM	NM	NM	NM	NM	NM	NM	<0.50	<0.50	<0.50	<0.50	NM	NM	<0.50	<0.50	<0.50	<0.50	<0.50	4,100*	50,000
1,2-Dichloroethane	<0.5	<0.5	<0.9	NM	<1.0	<1.0	<1.0	NM	NM	NM	NM	NM	NM	NM	NM	NM	NM	NM	NM	<0.50	<0.50	<0.50	<0.50	NM	NM	<5.0	<5.0	<0.50	<0.50	<0.50	2,970	90
1,1-Dichloroethene	<0.5	<0.5	<0.6	NM	<1.0	<1.0	<1.0	NM	NM	NM	NM	NM	NM	NM	NM	NM	NM	NM	NM	<0.50	<0.50	<0.50	<0.50	NM	NM	<0.50	<0.50	<0.50	<0.50	<0.50	96	6
1,2-Dichloropropane	<0.5	<0.5	<0.6	NM	<1.0	<1.0	<1.0	NM	NM	NM	NM	NM	NM	NM	NM	NM	NM	NM	NM	<0.50	<0.50	<0.50	<0.50	NM	NM	<0.50	<0.50	<0.50	<0.50	<0.50	150*	60
Ethylbenzene	<0.5	<0.5	<0.6	NM	<2.0	<1.0	1.1	NM	NM	NM	NM	NM	NM	NM	NM	NM	NM	NM	NM	<0.50	<0.50	<0.50	<0.50	NM	NM	<0.50	<0.50	<0.50	<0.50	<0.50	580,000	50,000
Isopropylbenzene	<0.5	<0.5	<0.4	NM	<2.0	<1.0	<1.0	NM	NM	NM	NM	NM	NM	NM	NM	NM	NM	NM	NM	<0.50	<0.50	<0.50	<0.50	NM	NM	<0.50	<0.50	<0.50	<0.50	<0.50	210*	2,200*
p-Isopropyltoluene	<0.5	<0.5	<0.7	NM	<2.0	<1.0	<1.0	NM	NM	NM	NM	NM	NM	NM	NM	NM	NM	NM	NM	<0.50	<0.50	<0.50	<0.50	NM	NM	<0.50	<0.50	<0.50	<0.50	<0.50	200*	2,100*
Methyl tert-butyl ether (MTBE)	0.8	<0.5	<0.8	NM	<1.0	<1.0	<1.0	NM	NM	NM	NM	NM	NM	NM	NM	NM	NM	NM	NM	<0.50	<0.50	<0.50	<0.50	NM	NM	<0.50	<0.50	<0.50	<0.50	<0.50	10,000*	50,000
Naphthalene	<0.5	<0.5	<1.0	NM	<3.0	<6.0	<2.0	NM	NM	NM	NM	NM	NM	NM	NM	NM	NM	NM	NM	<2.0	<2.0	<2.0	<2.0	NM	NM	<2.0	<2.0	<2.0	<2.0	<2.0	210	NE
n-Propylbenzene	<0.5	<0.5	<0.8	NM	<2.0	<1.0	<1.0	NM	NM	NM	NM	NM	NM	NM	NM	NM	NM	NM	NM	<1.0	<1.0	<1.0	<1.0	NM	NM	<1.0	<1.0	<1.0	<1.0	<1.0	10,000*	2,900*
Tetrachloroethene	<0.5	<0.5	<0.4	NM	<2.5	<1.0	<1.0	NM	NM	NM	NM	NM	NM	NM	NM	NM	NM	NM	NM	<1.0	<1.0	<1.0	<1.0	NM	NM	<1.0	<1.0	<1.0	<1.0	<1.0	88	3,820
Toluene	<0.5	<0.5	<0.7	NM	<1.0	<1.0	<1.0	NM	NM	NM	NM	NM	NM	NM	NM	NM	NM	NM	NM	<1.0	<1.0	<1.0	<1.0	NM	NM	<1.0	<1.0	<1.0	<1.0	<1.0	4,000,000	50,000
1,2,4-Trichlorobenzene	<0.5	<0.5	<0.7	NM	<3.0	<5.0	<1.0	NM	NM	NM	NM	NM	NM	NM	NM	NM	NM	NM	NM	<0.50	<0.50	<0.50	<0.50	NM	NM	<0.50	<2.0	<0.50	<2.0	<0.50	9.6*	660*
1,1,1-Trichloroethane	<0.5	<0.5	<0.9	NM	<1.0	<1.0	<1.0	NM	NM	NM	NM	NM	NM	NM	NM	NM	NM	NM	NM	<0.50	<0.50	<0.50	<0.50	NM	NM	<0.50	<0.50	<0.50	<0.50	<0.50	62,000	50,000
1,1,2-Trichloroethane	<0.5	<0.5	<0.7	NM	<1.0	<1.0	<1.0	NM	NM	NM	NM	NM	NM	NM	NM	NM	NM	NM	NM	<0.50	<0.50	<0.50	<0.50	NM	NM	<0.50	<0.50	<0.50	<0.50	<0.50	1,260	19,600
Trichloroethene	<0.5	<0.5	<1.0	NM	<1.0	<1.0	<1.0	NM	NM	NM	NM	NM	NM	NM	NM	NM	NM	NM	NM	<1.0	<1.0	<1.0	<1.0	NM	NM	<1.0	<1.0	<1.0	<1.0	<1.0	2,340	540
1,2,4-Trimethylbenzene	<0.5	<0.5	<0.7	NM	<2.0	<1.0	<1.0	NM	NM	NM	NM	NM	NM	NM	NM	NM	NM	NM	NM	<0.50	<0.50	<0.50	<0.50	NM	NM	<0.50	<0.50	<0.50	<0.50	<0.50	150*	12,800*
1,3,5-Trimethylbenzene	<0.5	<0.5	<1.0	NM	<2.0	<1.0	<1.0	NM	NM	NM	NM	NM	NM	NM	NM	NM	NM	NM	NM	<0.50	<0.50	<0.50	<0.50	NM	NM	<0.50	<0.50	<0.50	<0.50	<0.50	260*	10,000*
Xylenes, total	1.3	1.1	<1.3	NM	<4.0	<2.0	2.4	NM	NM	NM	NM	NM	NM	NM	NM	NM	NM	NM	NM	<2.0	<2.0	<2.0	<2.0	NM	NM	<2.0	<2.0	<2.0	<2.0	<2.0	270*	50,000
Total Metals (mg/l)																																	
Arsenic	NM	NM	NM	NM	NM	NM	NM	NM	NM	NM	NM	NM	NM	NM	NM	NM	NM	NM	NM	<0.002	<0.002	<0.0020	<0.0020	<0.002	NM	<0.002	<0.002	<0.0020	<0.0020	<0.00080 / <0.00080[2]	0.004	NE
Barium	NM	NM	NM	NM	NM	NM	NM	NM	NM	NM	NM	NM	NM	NM	NM	NM	NM	NM	NM	0.120	0.074	0.094	0.140	NM	NM	0.11	0.11	0.1	0.20	0.150 / 0.140[2]	2.2*	NE
Copper	NM	NM	NM	NM	NM	NM	NM	NM	NM	NM	NM	NM	NM	NM	NM	NM	NM	NM	NM	BRL	BRL	BRL	BRL	NM	NM	<0.025	<0.025	<0.025	<0.025	0.0013 / 0.0013[2]	0.048	NE
Silver	NM	NM	NM	NM	NM	NM	NM	NM	NM	NM	NM	NM	NM	NM	NM	NM	NM	NM	NM	<0.0025	<0.0025	<0.0025	<0.0025	NM	NM	<0.0025	<0.0025	<0.0025	<0.0025	<0.00020 / <0.00020[2]	0.012	NE
Zinc	NM	NM	NM	NM	NM	NM	NM	NM	NM	NM	NM	NM	NM	NM	NM	NM	NM	NM	NM	<0.05	0.050	<0.050	<0.050	NM	NM	<0.05	<0.05	<0.050	0.021	<0.010 / <0.010[2]	0.123	NE
SVOCs via EPA 8270 (ug/l)																																	
Benzo(a)anthracene	NM	NM	NM	NM	NM	NM	NM	NM	NM	NM	NM	NM	NM	NM	NM	NM	NM	NM	NM	<0.050	<0.050	<0.050	<0.050	NM	NM	<0.050	<0.050	<0.050	<0.050	<0.051	0.3	NE
Benzo(a)pyrene	NM	NM	NM	NM	NM	NM	NM	NM	NM	NM	NM	NM	NM	NM	NM	NM	NM	NM	NM	<0.10	<0.10	<0.10	<0.10	NM	NM	<0.10	<0.10	<0.10	<0.10	<0.10	0.3	NE
Benzo(b)fluoranthene	NM	NM	NM	NM	NM	NM	NM	NM	NM	NM	NM	NM	NM	NM	NM	NM	NM	NM	NM	<0.050	<0.050	<0.050	<0.050	NM	NM	<0.050	<0.050	<0.050	<0.050	<0.051	0.3	NE
2-Methylnaphthalene	NM	NM	NM	NM	NM	NM	NM	NM	NM	NM	NM	NM	NM	NM	NM	NM	NM	NM	NM	<1.0	<1.0	<1.0	<1.0	NM	NM	<1.0	<1.0	<1.0	<1.0	<1.0	62*	13,100*
Naphthalene	NM	NM	NM	NM	NM	NM	NM	NM	NM	NM	NM	NM	NM	NM	NM	NM	NM	NM	NM	<1.0	<1.0	<1.0	<1.0	NM	NM	<1.0	<1.0	<1.0	<1.0	<1.0	210*	NE
Phenanthrene	NM	NM	NM	NM	NM	NM	NM	NM	NM	NM	NM	NM	NM	NM	NM	NM	NM	NM	NM	<0.050	<0.050	<0.050	<0.050	NM	NM	<0.050	<0.050	<0.050	<0.050	<0.051	0.3	NE

Notes:
NM = Not Measured
NE = Not Established
BRL = Below Laboratory Reporting Limit
Values **bolded and shaded** indicate an exceedance of one or more applicable RSR criteria
ug/l = micrograms per liter
mg/l = milligrams per liter
VOCs = Volatile Organic Compounds
SVOCs = Semi Volatile Organic Compounds
EPA = Environmental Protection Agency
SWPC = Surface Water Protection Criteria
I/C Vol. Criteria = Industrial / Commercial Volatilization Criteria
* Additional Polluting Substances and Certain Alternative Criteria

Table 1
Historical Groundwater Monitoring Data
Detected Analytes

Eversource Energy
Former CL&P Area Work Center
1654 King Street
Enfield, Connecticut
2003 to Present

Well ID	MW-12																													SWPC	I/C Vol. Criteria
Year	2003	2004		2005		2006		2007			2008			2009				2010				2011				2012	2014	2015	2016	2017	2019		
Day	30-Oct	6-Apr	20-Oct	6-Apr	20-Oct	11-Apr	11-Oct	25-Apr	27-Jul	23-Oct	8-Apr	17-Jul	15-Oct	20-Jan	23-Apr	28-Jul	20-Oct	13-Jan	6-Apr	8-Jul	19-Oct	24-Jan	18-Apr	11-Jul	11-Oct	24-Jan	25-Apr	6-May	10-May	16-Jun	10-Jul		
VOCs via EPA 8260 (ug/l)																																
Acetone	NA	NA	NA	NA	NA	NA	NA	ND	NM	ND	ND	ND	42.7	<7.0	21.2	<5.0	<5.0	NM	<5.0	<10	<5.0	<5.0	NM	NM	NM	NM	<5.0	73	<10	<10	<10	10,000*	50,000
Benzene	<0.5	<0.5	<0.6	<0.5	<1.0	NM	<1.0	<1.0	NM	<1.0	<1.0	<0.5	<0.5	<0.5	<0.5	<0.50	<0.50	NM	<0.50	<0.50	<0.50	<0.50	NM	NM	NM	NM	<0.50	<0.50	<0.50	<0.50	<2.0	710	530
Bromodichloromethane	<0.5	<0.5	<0.4	<0.5	<2.0	NM	<1.0	<1.0	NM	<1.0	<1.0	<0.5	<0.5	<0.5	<0.5	<0.50	<0.50	NM	<0.50	<0.50	<0.50	<0.50	NM	NM	NM	NM	<0.50	<0.50	<0.50	<0.50	<0.50	510*	35*
Bromomethane	<1.0	<1.0	<1.2	<1.0	<2.0	NM	<2.0	<2.0	NM	<2.0	<5.0	<1.0	<2.0	<1.0	<6.0	<5.0	<5.0	NM	<0.50	<0.50	<0.50	<0.50	NM	NM	NM	NM	<1.0	<1.0	<2.0	<2.0	<2.0	160*	1100*
2-Butanone (MEK)	<5.0	<5.0	<10.0	<5.0	<20.0	NM	<20.0	<20.0	NM	<20.0	<20.0	<2.0	<2.0	<2.0	<2.0	<2.0	<2.0	NM	<2.0	<2.0	<2.0	<5.0	NM	NM	NM	NM	<5.0	<5.0	<10	<10	<5.0	10,000*	50,000
n-Butylbenzene	0.8	<0.5	<0.7	<0.5	<2.0	NM	<1.0	2.2	NM	2.2	<1.0	1.6	0.9	<0.5	<0.5	<1.0	<1.0	NM	<1.0	<1.0	<1.0	<1.0	NM	NM	NM	NM	1.1	2.8	<1.0	<1.0	<1.0	10,000*	21,800*
sec-Butylbenzene	<0.5	<0.5	4.1	<0.5	1.6	NM	1.9	2.4	NM	2.8	<1.0	1.6	1	<0.5	0.6	<1.0	<1.0	NM	<1.0	<1.0	<1.0	<1.0	NM	NM	NM	NM	1.3	2.6	1.2	2.2	<1.0	10,000*	20,100*
tert-Butylbenzene	<0.5	<0.5	2.4	<0.5	<2.0	NM	1.4	<1.0	NM	2	<1.0	0.9	<0.5	<0.5	<0.5	<1.0	<1.0	NM	<1.0	<1.0	<1.0	<1.0	NM	NM	NM	NM	<1.0	<1.0	<1.0	<1.0	<1.0	10,000*	25,300*
Chlorobenzene	<0.5	<0.5	<0.6	<0.5	<1.0	NM	<1.0	<1.0	NM	<1.0	<1.0	<0.5	<0.5	<0.5	<0.5	<0.50	<0.50	NM	<0.50	<0.50	<0.50	<0.50	NM	NM	NM	NM	<0.50	<0.50	<0.50	<0.50	<0.50	420,000	6,150
Chloroform	<0.5	<0.5	<0.8	<0.5	<2.0	NM	<2.0	<2.0	NM	<2.0	<2.0	<0.5	<0.5	<0.5	<0.5	<0.50	<0.50	NM	<0.50	<0.50	<0.50	<0.50	NM	NM	NM	NM	<0.50	<0.50	<0.50	<0.50	<0.50	14,100	710
2-Chlorotoluene	<0.5	<0.5	<0.6	<0.5	<1.0	NM	<1.0	<1.0	NM	<1.0	<1.0	<0.5	<0.5	<0.5	<0.5	<0.50	<0.50	NM	<0.50	<0.50	<0.50	<0.50	NM	NM	NM	NM	<0.50	<0.50	<0.50	<0.50	<0.50	10,000*	28,300*
4-Chlorotoluene	<0.5	<0.5	<0.6	<0.5	<2.0	NM	<1.0	<1.0	NM	<1.0	<1.0	<0.5	<0.5	<0.5	<0.5	<0.50	<0.50	NM	<0.50	<0.50	<0.50	<0.50	NM	NM	NM	NM	<0.50	<0.50	<0.50	<0.50	<0.50	10,000*	25,200*
1,2-Dichlorobenzene	<0.5	<0.5	<0.8	<0.5	<1.0	NM	<1.0	<1.0	NM	<1.0	<1.0	<0.5	<0.5	<0.5	<0.5	<0.50	<0.50	NM	<0.50	<0.50	<0.50	<0.50	NM	NM	NM	NM	<0.50	<0.50	<0.50	<0.50	<0.50	170,000	50,000
1,4-Dichlorobenzene	<0.5	<0.5	<0.8	<0.5	<1.0	NM	<1.0	<1.0	NM	<1.0	<1.0	<0.5	<0.5	<0.5	<0.5	<0.50	<0.50	NM	<0.50	<0.50	<0.50	<0.50	NM	NM	NM	NM	<0.50	<0.50	<0.50	<0.50	<0.50	26,000	50,000
Dichlorodifluoromethane	<0.5	<0.5	<1.0	<0.5	<2.0	NM	<2.0	<2.0	NM	<2.0	<2.0	<0.5	<0.5	<0.5	<0.5	<0.50	<0.50	NM	<0.50	<0.50	<0.50	<0.50	NM	NM	NM	NM	<0.50	<0.50	<0.50	<0.50	<0.50	10,000*	720*
1,1-Dichloroethane	<0.5	<0.5	<0.7	<0.5	<1.0	NM	<1.0	<1.0	NM	<1.0	<1.0	<0.5	<0.5	<0.5	<0.5	<0.50	<0.50	NM	<0.50	<0.50	<0.50	<0.50	NM	NM	NM	NM	<0.50	<0.50	<0.50	<0.50	<0.50	4,100*	50,000
1,2-Dichloroethane	<0.5	<0.5	<0.9	<0.5	<1.0	NM	<1.0	<1.0	NM	<1.0	<1.0	<0.5	<0.5	<0.5	<0.5	<0.50	<0.50	NM	<0.50	<0.50	<0.50	<0.50	NM	NM	NM	NM	<5.0	<0.50	<0.50	<0.50	<0.50	2,970	90
1,1-Dichloroethene	<0.5	<0.5	<0.6	<1.0	<1.0	NM	<1.0	<1.0	NM	<1.0	<1.0	<0.5	<0.5	<0.5	<0.5	<0.50	<0.50	NM	<0.50	<0.50	<0.50	<0.50	NM	NM	NM	NM	<0.50	<0.50	<0.50	<0.50	<0.50	96	6
1,2-Dichloropropane	<0.5	<0.5	<0.6	<0.5	<1.0	NM	<1.0	<1.0	NM	<1.0	<1.0	<0.5	<0.5	<0.5	<0.5	<0.50	<0.50	NM	<0.50	<0.50	<0.50	<0.50	NM	NM	NM	NM	<0.50	<0.50	<0.50	<0.50	<0.50	150*	60
Ethylbenzene	<0.5	<0.5	<0.6	<0.5	<2.0	NM	<1.0	<1.0	NM	<1.0	<1.0	<0.5	<0.5	<0.5	<0.5	<0.50	1.3	NM	<0.50	<0.50	<0.50	<0.50	NM	NM	NM	NM	<0.50	<0.50	<0.50	<0.50	<0.50	580,000	50,000
Isopropylbenzene	<0.5	<0.5	<0.4	<0.5	<2.0	NM	<1.0	2	NM	<1.0	<1.0	1.4	<0.5	<0.5	<0.5	<0.50	<0.50	NM	<0.50	<0.50	<0.50	<0.50	NM	NM	NM	NM	0.94	1.6	0.64	1.2	<0.50	210*	2,200*
p-Isopropyltoluene	<0.5	<0.5	<0.7	<0.5	<2.0	NM	<1.0	<1.0	NM	<1.0	<1.0	<0.5	<0.5	<0.5	<0.5	<0.50	<0.50	NM	<0.50	<0.50	<0.50	<0.50	NM	NM	NM	NM	<0.50	<0.50	<0.50	<0.50	<0.50	200*	2,100*
Methyl tert-butyl ether (MTBE)	0.9	<0.5	<0.8	<0.5	<1.0	NM	<1.0	<1.0	NM	1.5	<1.0	<0.5	1	<0.5	<0.5	<0.50	<0.50	NM	<0.50	<0.50	0.97	<0.50	NM	NM	NM	NM	<0.50	<0.50	<0.50	<0.50	<0.50	10,000*	50,000
Naphthalene	0.8	<0.5	<1.0	<0.5	3	NM	<2.0	4.5	NM	<2.0	<2.0	<5.0	<1.0	1.7	<2.0	<3.0	16	NM	<2.0	<2.0	<2.0	<2.0	NM	NM	NM	NM	<2.0	<2.0	<2.0	<2.0	<2.0	210	NE
n-Propylbenzene	<0.5	<0.5	<0.8	<0.5	1.6	NM	<1.0	3	NM	<1.0	<1.0	1.9	<0.5	<0.5	<0.5	<1.0	<1.0	NM	<1.0	<1.0	<1.0	<1.0	NM	NM	NM	NM	1.1	2.4	<1.0	<1.0	<1.0	10,000*	2,900*
Tetrachloroethene	<0.5	<0.5	<0.4	<0.5	<2.5	NM	<1.0	<1.0	NM	<1.0	<1.0	<0.5	<0.5	<0.5	<0.5	<1.0	<1.0	NM	<1.0	<1.0	<1.0	<1.0	NM	NM	NM	NM	<1.0	<1.0	<1.0	<1.0	<1.0	88	3,820
Toluene	<0.5	<0.5	<0.7	<0.5	<1.0	NM	<1.0	<1.0	NM	<1.0	<1.0	<0.5	<0.5	<0.5	<0.5	<1.0	<1.0	NM	<1.0	<1.0	<1.0	<1.0	NM	NM	NM	NM	<1.0	<1.0	<1.0	<1.0	<1.0	4,000,000	50,000
1,2,4-Trichlorobenzene	<0.5	<0.5	<0.7	<0.5	<3.0	NM	<1.0	<1.0	NM	<1.0	<1.0	<0.5	<0.5	<0.5	<2.0	<0.50	<0.50	NM	<0.50	<0.50	<0.50	<0.50	NM	NM	NM	NM	<0.50	<2.0	<0.50	<2.0	<0.50	9.6*	660*
1,1,1-Trichloroethane	<0.5	<0.5	<0.9	<0.5	<1.0	NM	<1.0	<1.0	NM	<1.0	<1.0	<0.5	<0.5	<0.5	<0.5	<0.50	<0.50	NM	<0.50	<0.50	<0.50	<0.50	NM	NM	NM	NM	<0.50	<0.50	<0.50	<0.50	<0.50	62,000	50,000
1,1,2-Trichloroethane	<0.5	<0.5	<0.7	<0.5	<1.0	NM	<1.0	<1.0	NM	<1.0	<1.0	<0.5	<0.5	<0.5	<0.5	<0.50	<0.50	NM	<0.50	<0.50	<0.50	<0.50	NM	NM	NM	NM	<0.50	<0.50	<0.50	<0.50	<0.50	1,260	19,600
Trichloroethene	<0.5	<0.5	<1.0	<0.5	<1.0	NM	<1.0	<1.0	NM	<1.0	<1.0	<0.5	<0.5	<0.5	<0.5	<1.0	<1.0	NM	<1.0	<1.0	<1.0	<1.0	NM	NM	NM	NM	<1.0	<1.0	<1.0	<1.0	<1.0	2,340	540
1,2,4-Trimethylbenzene	<0.5	<0.5	<0.7	<0.5	<2.0	NM	<1.0	<1.0	NM	<1.0	<1.0	<0.5	<0.5	<0.5	<0.5	<0.50	<0.50	NM	<0.50	<0.50	<0.50	<0.50	NM	NM	NM	NM	<0.50	<0.50	<0.50	<0.50	<0.50	150*	12,800*
1,3,5-Trimethylbenzene	<0.5	<0.5	<1.0	<0.5	<2.0	NM	<1.0	<1.0	NM	<1.0	<1.0	<0.5	<0.5	<0.5	<0.5	<0.50	<0.50	NM	<0.50	<0.50	<0.50	<0.50	NM	NM	NM	NM	<0.50	<0.50	<0.50	<0.50	<0.50	260*	10,000*
Xylenes, total	<1.0	<1.0	<1.3	<1.0	<4.0	NM	<2.0	<2.0	NM	<2.0	<2.0	<1.0	<1.0	<1.0	<1.0	<2.0	<2.0	NM	<2.0	<2.0	<2.0	<2.0	NM	NM	NM	NM	<2.0	<2.0	<2.0	<2.0	<2.0	270*	50,000
Total Metals (mg/l)																																
Arsenic	NM	NM	NM	NM	NM	NM	NM	NM	NM	NM	NM	NM	NM	NM	NM	NM	NM	NM	NM	NM	NM	**0.0046**	<0.0020	<0.0020	0.0033	**0.0044**	0.0021	0.0025	0.0032	0.0036	0.0025/ 0.0048[D]	0.0015/ 0.0012[D]	0.004	NE
Barium	NM	NM	NM	NM	NM	NM	NM	NM	NM	NM	NM	NM	NM	NM	NM	NM	NM	NM	NM	NM	NM	0.820	0.350	0.220	0.430	0.570	0.390	0.300	0.430	0.560	0.55/ 0.550[D]	0.830/ 0.860[D]	2.2*	NE
Silver	NM	NM	NM	NM	NM	NM	NM	NM	NM	NM	NM	NM	NM	NM	NM	NM	NM	NM	NM	NM	NM	<0.0025	<0.0025	<0.0025	<0.0025	<0.0025	<0.0025	<0.0025	<0.0025	<0.0025	<0.0025/ <0.0025[D]	<0.0020/ <0.0020[D]	0.012	NE
Zinc	NM	NM	NM	NM	NM	NM	NM	NM	NM	NM	NM	NM	NM	NM	NM	NM	NM	NM	NM	NM	NM	**0.210**	<0.050	<0.050	<0.050	<0.050	<0.050	<0.05	0.160	**0.290**	0.05/ <0.010[D]	0.041/ <0.010[D]	0.123	NE
SVOCs via EPA 8270 (ug/l)																																
Acenaphthene	NM	NM	NM	NM	NM	NM	NM	NM	NM	NM	NM	NM	NM	NM	NM	NM	NM	NM	NM	NM	NM	<0.30	<0.30	<0.30	<0.30	NM	NM	<0.30	<0.30	**0.38**	**0.47**	**0.48**	0.3	NE
Benzo(a)anthracene	NM	NM	NM	NM	NM	NM	NM	NM	NM	NM	NM	NM	NM	NM	NM	NM	NM	NM	NM	NM	NM	<0.050	<0.050	<0.050	<0.050	NM	NM	<0.050	<0.050	<0.050	<0.050	<0.051	0.3	NE
Benzo(a)pyrene	NM	NM	NM	NM	NM	NM	NM	NM	NM	NM	NM	NM	NM	NM	NM	NM	NM	NM	NM	NM	NM	<0.10	<0.10	<0.10	<0.10	NM	NM	<0.10	<0.10	<0.10	<0.10	<0.10	0.3	NE
Benzo(b)fluoranthene	NM	NM	NM	NM	NM	NM	NM	NM	NM	NM	NM	NM	NM	NM	NM	NM	NM	NM	NM	NM	NM	<0.050	<0.050	<0.050	<0.050	NM	NM	<0.050	<0.050	<0.050	<0.050	<0.051	0.3	NE
2-Methylnaphthalene	NM	NM	NM	NM	NM	NM	NM	NM	NM	NM	NM	NM	NM	NM	NM	NM	NM	NM	NM	NM	NM	<1.0	<1.0	<1.0	<1.0	NM	NM	<1.0	<1.0	<1.0	<1.0	<1.0	62*	13,100*
Naphthalene	NM	NM	NM	NM	NM	NM	NM	NM	NM	NM	NM	NM	NM	NM	NM	NM	NM	NM	NM	NM	NM	<1.0	<1.0	<1.0	<1.0	NM	NM	<1.0	<1.0	<1.0	<1.0	<1.0	210*	NE
Phenanthrene	NM	NM	NM	NM	NM	NM	NM	NM	NM	NM	NM	NM	NM	NM	NM	NM	NM	NM	NM	NM	NM	<0.050	<0.050	<0.050	<0.050	NM	NM	<0.050	<0.050	<0.050	<0.050	<0.051	0.3	NE

Notes:
NM = Not Measured
NE = Not Established
Values **bolded and shaded** indicate an exceedance of one or more applicable RSR criteria
ug/l = micrograms per liter
mg/l = milligrams per liter
VOCs = Volatile Organic Compounds
SVOCs = Semi Volatile Organic Compounds
EPA = Environmental Protection Agency
SWPC = Surface Water Protection Criteria
I/C Vol. Criteria = Industrial / Commercial Volatilization Criteria
* Additional Polluting Substances and Certain Alternative Criteria



APPENDIX A

WELL SAMPLING LOGS

APEX COMPANIES, LLC
WELL PURGING-FIELD WATER QUALITY MEASUREMENTS FORM

Page 1 of 1

Location (Site/Facility Name): EE- Enfield
Well Number: MW-7 Date: 7/10/19
Field Personnel: M. Luday
Identify Monitoring Point: TOC

Depth to _____(top)/_____(bottom) of screen
Pump Intake at (ft. below MP): 41
Purging Device; (pump type): Geo pump

Clock Time	Water Depth Below MP feet	Pump Dial	Purge Rate gal/min	Cum. Volume Purged gallons	Temp. C	Spec. Cond. uS/cm	pH	ORP/ Eh3 mv	DO mg/l	Turbidity NTU	Comments
Initial	6.63	--	--	--	--	--	--	--	--	--	DTB: 11.91
10:55	6.85	—	—	—	19.8	558	7.27	57.4	1.22	12.9	
11:00	7.14	—	—	—	20.4	560	6.96	41.1	0.54	10.1	
11:05	7.21	—	—	—	20.3	559	6.95	40.4	0.56	8.3	
11:10	7.29	—	—	—	20.4	560	6.90	39.3	0.73	3.6	
11:15	7.42	—	—	—	20.8	563	6.86	39.4	0.72	3.0	
11:20	7.55	—	—	—	20.5	563	6.83	37.5	0.64	1.5	
11:25	7.68	—	—	—	20.3	563	6.80	37.2	0.56	0.9	
11:30	7.80	—	—	—	20.5	565	6.78	37.7	0.49	0.5	
11:35	7.92	—	—	—	20.4	566	6.77	38.0	0.44	0.6	
11:40	8.06	—	—	—	20.4	567	6.78	36.5	0.44	0.3	
11:45	8.21	—	—	—	19.9	564	6.76	36.8	0.40	0.3	
11:50	8.37	—	—	—	19.7	565	6.72	36.9	0.37	0.3	
11:55	8.47	—	—	1.5 gal	19.7	564	6.73	37.5	0.36	0.3	

SAMPLED @ 12:00

Temperature (3%); Spec. Cond (3%); pH(+/-0.1); ORP/Eh3 (+/-10mv); DO(10% if > 0.5 mg/L or 3 values <0.5 mg/L); Turbidity (10% if >5 NTUs or 3 values <5 NTUs)

Stabilized (circle) YES (NO) If no, why? DO

C:\Users\kengler\OneDrive - Apex Companies, LLC\Low-Flow Form

APEX COMPANIES, LLC
WELL PURGING-FIELD WATER QUALITY MEASUREMENTS FORM

Page 1 of 1

Location (Site/Facility Name): Eversource Energy - Enfield
Depth to _____(top)/_____(bottom) of screen
Well Number: MW-12 Date: 7/10/19
Field Personnel: M. Ladny
Pump Intake at (ft. below MP): ~ 19.5'
Identify Monitoring Point: TOC
Purging Device; (pump type): Geopump

Clock Time	Water Depth Below MP feet	Pump Dial	Purge Rate gal/min	Cum. Volume Purged gallons	Temp. C	Spec. Cond. uS/cm	pH	ORP/ Eh3 mv	DO mg/l	Turbidity NTU	Comments
Initial	7.55	--	--	--	--	--	--	--	--	--	DTW = 21.69
8:25	7.73	—	—	—	15.8	606	6.91	-80.8	1.30	1.0	
8:30	7.82	—	—	—	16.0	606	6.62	-93.3	0.76	0.5	
8:35	7.81	—	—	—	16.0	607	6.56	-110.1	0.55	0.8	
8:40	7.81	—	—	—	15.8	605	6.55	-119.6	0.44	0.9	
8:45	7.86	—	—	—	15.7	604	6.54	-128.4	0.39	1.2	
8:50	7.94	—	—	—	15.7	604	6.55	-133.1	0.37	1.3	
8:55	7.98	—	—	—	15.7	604	6.55	-137.9	0.33	1.3	
9:00	8.00	—	—	—	15.8	604	6.55	-140.9	0.32	2.0	
9:05	8.03	—	—	—	16.0	607	6.55	-143.6	0.32	1.7	
9:10	8.05	—	—	1.75 gal	16.0	606	6.55	-145.9	0.31	2.7	
↓					SAMPLED		@	9:15			→

Temperature (3%); Spec. Cond (3%); pH(+/-0.1); ORP/Eh3 (+/-10mv); DO(10% if > 0.5 mg/L or 3 values <0.5 mg/L); Turbidity (10% if >5 NTUs or 3 values <5 NTUs)

Stabilized (circle) (YES) NO If no, why?_____

DUP 20190710

C:\Users\kengler\OneDrive - Apex Companies, LLC\Low-Flow Form



APPENDIX B

LABORATORY ANALYTICAL REPORT - GROUNDWATER

con-test® ANALYTICAL LABORATORY
39 Spruce Street * East Longmeadow, MA 01028 * FAX 413/525-6405 * TEL. 413/525-2332

July 17, 2019

Donna L. Kask
Apex Companies, LLC - South Windsor, CT
58 (H) Connecticut Avenue
South Windsor, CT 06074

Project Location: 1654 King St., Enfield, CT
Client Job Number:
Project Number: 6089-012
Laboratory Work Order Number: 19G0494

Enclosed are results of analyses for samples received by the laboratory on July 11, 2019. If you have any questions concerning this report, please feel free to contact me.

Sincerely,



Raymond J. McCarthy
Project Manager

Table of Contents

Sample Summary 3

Case Narrative 4

Sample Results 6

19G0494-01 6

19G0494-02 8

19G0494-03 13

19G0494-04 18

Sample Preparation Information 23

QC Data 24

Volatile Organic Compounds by GC/MS 24

B235346 24

Semivolatile Organic Compounds by GC/MS 27

B235392 27

Metals Analyses (Total) 29

B235507 29

B235528 29

Metals Analyses (Dissolved) 31

B235383 31

B235506 32

Flag/Qualifier Summary 33

Certifications 34

Chain of Custody/Sample Receipt 37

con-test® ANALYTICAL LABORATORY
39 Spruce Street * East Longmeadow, MA 01028 * FAX 413/525-6405 * TEL. 413/525-2332

Apex Companies, LLC - South Windsor, CT
58 (H) Connecticut Avenue
South Windsor, CT 06074
ATTN: Donna L. Kask

REPORT DATE: 7/17/2019

PURCHASE ORDER NUMBER:

PROJECT NUMBER: 6089-012

ANALYTICAL SUMMARY

WORK ORDER NUMBER: 19G0494

The results of analyses performed on the following samples submitted to the CON-TEST Analytical Laboratory are found in this report.

PROJECT LOCATION: 1654 King St., Enfield, CT

FIELD SAMPLE #	LAB ID:	MATRIX	SAMPLE DESCRIPTION	TEST	SUB LAB
TB20190710	19G0494-01	Trip Blank Water		SW-846 8260C	
MW-12	19G0494-02	Ground Water		SW-846 6020B	
				SW-846 7470A	
				SW-846 8260C	
				SW-846 8270D	
DUP20190710	19G0494-03	Ground Water		SW-846 6020B	
				SW-846 7470A	
				SW-846 8260C	
				SW-846 8270D	
MW-7	19G0494-04	Ground Water		SW-846 6020B	
				SW-846 7470A	
				SW-846 8260C	
				SW-846 8270D	

con-test® ANALYTICAL LABORATORY
39 Spruce Street * East Longmeadow, MA 01028 * FAX 413/525-6405 * TEL. 413/525-2332

CASE NARRATIVE SUMMARY

All reported results are within defined laboratory quality control objectives unless listed below or otherwise qualified in this report.

For method 8270, only PAHs were requested and reported.

SW-846 6020B

Qualifications:

MS-07

Matrix spike recovery is outside of control limits. Analysis is in control based on laboratory fortified blank recovery.Possibility of sample matrix effects that lead to low bias for reported result or non-homogeneous sample aliquot cannot be eliminated.

Analyte & Samples(s) Qualified:

Silver
19G0494-02[MW-12], B235383-MS1

R-04

Duplicate relative percent difference (RPD) is a less useful indicator of sample precision for sample results that are <5 times the reporting limit (RL).

Analyte & Samples(s) Qualified:

Arsenic
19G0494-03[DUP20190710], B235528-DUP1

SW-846 8260C

Qualifications:

L-01

Laboratory fortified blank /laboratory control sample recovery outside of control limits. Data validation is not affected since all results are "not detected" for all samples in this batch for this compound and bias is on the high side.

Analyte & Samples(s) Qualified:

Bromomethane
B235346-BS1

Chloromethane
B235346-BS1

V-20

Continuing calibration verification (CCV) did not meet method specifications and was biased on the high side. Data validation is not affected since sample result was "not detected" for this compound.

Analyte & Samples(s) Qualified:

Bromomethane
B235346-BS1, S038073-CCV1

Chloromethane
B235346-BS1, S038073-CCV1

SW-846 8270D

Qualifications:

V-35

Initial calibration verification (ICV) did not meet method specifications and was biased on the high side for this compound. Reported result is estimated.

Analyte & Samples(s) Qualified:

Benzo(k)fluoranthene (SIM)
19G0494-02[MW-12], 19G0494-03[DUP20190710], 19G0494-04[MW-7]

Dibenz(a,h)anthracene (SIM)
19G0494-02[MW-12], 19G0494-03[DUP20190710], 19G0494-04[MW-7]

Indeno(1,2,3-cd)pyrene (SIM)
19G0494-02[MW-12], 19G0494-03[DUP20190710], 19G0494-04[MW-7]

39 Spruce Street * East Longmeadow, MA 01028 * FAX 413/525-6405 * TEL. 413/525-2332

SW-846 8260C

All water reporting limits specified on the chain-of-custody were met except for Acrylonitrile, where the most protective criteria are not met since the laboratory cannot achieve the required RCP calibration criteria at these levels, unless otherwise listed in this narrative.

The results of analyses reported only relate to samples submitted to the Con-Test Analytical Laboratory for testing.
I certify that the analyses listed above, unless specifically listed as subcontracted, if any, were performed under my direction according to the approved methodologies listed in this document, and that based upon my inquiry of those individuals immediately responsible for obtaining the information, the material contained in this report is, to the best of my knowledge and belief, accurate and complete.

Lisa A. Worthington
Technical Representative

con-test® ANALYTICAL LABORATORY
39 Spruce Street * East Longmeadow, MA 01028 * FAX 413/525-6405 * TEL. 413/525-2332

Project Location: 1654 King St., Enfield, CT | Sample Description: | Work Order: 19G0494

Date Received: 7/11/2019

Field Sample #: TB20190710 | Sampled: 7/10/2019 08:30

Sample ID: 19G0494-01

Sample Matrix: Trip Blank Water

Volatile Organic Compounds by GC/MS

Analyte	Results	RL	Units	Dilution	Flag/Qual	Method	Date Prepared	Date/Time Analyzed	Analyst
Acetone	ND	10	µg/L	1		SW-846 8260C	7/12/19	7/13/19 1:24	MFF
Acrylonitrile	ND	2.0	µg/L	1		SW-846 8260C	7/12/19	7/13/19 1:24	MFF
Benzene	ND	0.50	µg/L	1		SW-846 8260C	7/12/19	7/13/19 1:24	MFF
Bromobenzene	ND	0.50	µg/L	1		SW-846 8260C	7/12/19	7/13/19 1:24	MFF
Bromodichloromethane	ND	0.50	µg/L	1		SW-846 8260C	7/12/19	7/13/19 1:24	MFF
Bromoform	ND	0.50	µg/L	1		SW-846 8260C	7/12/19	7/13/19 1:24	MFF
Bromomethane	ND	2.0	µg/L	1		SW-846 8260C	7/12/19	7/13/19 1:24	MFF
2-Butanone (MEK)	ND	5.0	µg/L	1		SW-846 8260C	7/12/19	7/13/19 1:24	MFF
n-Butylbenzene	ND	1.0	µg/L	1		SW-846 8260C	7/12/19	7/13/19 1:24	MFF
sec-Butylbenzene	ND	1.0	µg/L	1		SW-846 8260C	7/12/19	7/13/19 1:24	MFF
tert-Butylbenzene	ND	1.0	µg/L	1		SW-846 8260C	7/12/19	7/13/19 1:24	MFF
Carbon Disulfide	ND	5.0	µg/L	1		SW-846 8260C	7/12/19	7/13/19 1:24	MFF
Carbon Tetrachloride	ND	0.50	µg/L	1		SW-846 8260C	7/12/19	7/13/19 1:24	MFF
Chlorobenzene	ND	0.50	µg/L	1		SW-846 8260C	7/12/19	7/13/19 1:24	MFF
Chlorodibromomethane	ND	0.50	µg/L	1		SW-846 8260C	7/12/19	7/13/19 1:24	MFF
Chloroethane	ND	0.50	µg/L	1		SW-846 8260C	7/12/19	7/13/19 1:24	MFF
Chloroform	ND	0.50	µg/L	1		SW-846 8260C	7/12/19	7/13/19 1:24	MFF
Chloromethane	ND	1.0	µg/L	1		SW-846 8260C	7/12/19	7/13/19 1:24	MFF
2-Chlorotoluene	ND	0.50	µg/L	1		SW-846 8260C	7/12/19	7/13/19 1:24	MFF
4-Chlorotoluene	ND	0.50	µg/L	1		SW-846 8260C	7/12/19	7/13/19 1:24	MFF
1,2-Dibromo-3-chloropropane (DBCP)	ND	1.0	µg/L	1		SW-846 8260C	7/12/19	7/13/19 1:24	MFF
1,2-Dibromoethane (EDB)	ND	0.50	µg/L	1		SW-846 8260C	7/12/19	7/13/19 1:24	MFF
Dibromomethane	ND	0.50	µg/L	1		SW-846 8260C	7/12/19	7/13/19 1:24	MFF
1,2-Dichlorobenzene	ND	0.50	µg/L	1		SW-846 8260C	7/12/19	7/13/19 1:24	MFF
1,3-Dichlorobenzene	ND	0.50	µg/L	1		SW-846 8260C	7/12/19	7/13/19 1:24	MFF
1,4-Dichlorobenzene	ND	0.50	µg/L	1		SW-846 8260C	7/12/19	7/13/19 1:24	MFF
trans-1,4-Dichloro-2-butene	ND	2.0	µg/L	1		SW-846 8260C	7/12/19	7/13/19 1:24	MFF
Dichlorodifluoromethane (Freon 12)	ND	0.50	µg/L	1		SW-846 8260C	7/12/19	7/13/19 1:24	MFF
1,1-Dichloroethane	ND	0.50	µg/L	1		SW-846 8260C	7/12/19	7/13/19 1:24	MFF
1,2-Dichloroethane	ND	0.50	µg/L	1		SW-846 8260C	7/12/19	7/13/19 1:24	MFF
1,1-Dichloroethylene	ND	0.50	µg/L	1		SW-846 8260C	7/12/19	7/13/19 1:24	MFF
cis-1,2-Dichloroethylene	ND	0.50	µg/L	1		SW-846 8260C	7/12/19	7/13/19 1:24	MFF
trans-1,2-Dichloroethylene	ND	1.0	µg/L	1		SW-846 8260C	7/12/19	7/13/19 1:24	MFF
1,2-Dichloropropane	ND	0.50	µg/L	1		SW-846 8260C	7/12/19	7/13/19 1:24	MFF
1,3-Dichloropropane	ND	0.50	µg/L	1		SW-846 8260C	7/12/19	7/13/19 1:24	MFF
2,2-Dichloropropane	ND	0.50	µg/L	1		SW-846 8260C	7/12/19	7/13/19 1:24	MFF
1,1-Dichloropropene	ND	0.50	µg/L	1		SW-846 8260C	7/12/19	7/13/19 1:24	MFF
cis-1,3-Dichloropropene	ND	0.50	µg/L	1		SW-846 8260C	7/12/19	7/13/19 1:24	MFF
trans-1,3-Dichloropropene	ND	0.50	µg/L	1		SW-846 8260C	7/12/19	7/13/19 1:24	MFF
Ethylbenzene	ND	0.50	µg/L	1		SW-846 8260C	7/12/19	7/13/19 1:24	MFF
Hexachlorobutadiene	ND	0.60	µg/L	1		SW-846 8260C	7/12/19	7/13/19 1:24	MFF
2-Hexanone (MBK)	ND	5.0	µg/L	1		SW-846 8260C	7/12/19	7/13/19 1:24	MFF
Isopropylbenzene (Cumene)	ND	0.50	µg/L	1		SW-846 8260C	7/12/19	7/13/19 1:24	MFF
p-Isopropyltoluene (p-Cymene)	ND	0.50	µg/L	1		SW-846 8260C	7/12/19	7/13/19 1:24	MFF

con-test® ANALYTICAL LABORATORY
39 Spruce Street * East Longmeadow, MA 01028 * FAX 413/525-6405 * TEL. 413/525-2332

Project Location: 1654 King St., Enfield, CT | Sample Description: | Work Order: 19G0494

Date Received: 7/11/2019

Field Sample #: TB20190710 | Sampled: 7/10/2019 08:30

Sample ID: 19G0494-01

Sample Matrix: Trip Blank Water

Volatile Organic Compounds by GC/MS

Analyte	Results	RL	Units	Dilution	Flag/Qual	Method	Date Prepared	Date/Time Analyzed	Analyst
Methyl tert-Butyl Ether (MTBE)	ND	0.50	µg/L	1		SW-846 8260C	7/12/19	7/13/19 1:24	MFF
Methylene Chloride	ND	5.0	µg/L	1		SW-846 8260C	7/12/19	7/13/19 1:24	MFF
4-Methyl-2-pentanone (MIBK)	ND	5.0	µg/L	1		SW-846 8260C	7/12/19	7/13/19 1:24	MFF
Naphthalene	ND	2.0	µg/L	1		SW-846 8260C	7/12/19	7/13/19 1:24	MFF
n-Propylbenzene	ND	1.0	µg/L	1		SW-846 8260C	7/12/19	7/13/19 1:24	MFF
Styrene	ND	1.0	µg/L	1		SW-846 8260C	7/12/19	7/13/19 1:24	MFF
1,1,1,2-Tetrachloroethane	ND	0.50	µg/L	1		SW-846 8260C	7/12/19	7/13/19 1:24	MFF
1,1,2,2-Tetrachloroethane	ND	0.50	µg/L	1		SW-846 8260C	7/12/19	7/13/19 1:24	MFF
Tetrachloroethylene	ND	1.0	µg/L	1		SW-846 8260C	7/12/19	7/13/19 1:24	MFF
Tetrahydrofuran	ND	10	µg/L	1		SW-846 8260C	7/12/19	7/13/19 1:24	MFF
Toluene	ND	1.0	µg/L	1		SW-846 8260C	7/12/19	7/13/19 1:24	MFF
1,2,3-Trichlorobenzene	ND	1.0	µg/L	1		SW-846 8260C	7/12/19	7/13/19 1:24	MFF
1,2,4-Trichlorobenzene	ND	0.50	µg/L	1		SW-846 8260C	7/12/19	7/13/19 1:24	MFF
1,1,1-Trichloroethane	ND	0.50	µg/L	1		SW-846 8260C	7/12/19	7/13/19 1:24	MFF
1,1,2-Trichloroethane	ND	0.50	µg/L	1		SW-846 8260C	7/12/19	7/13/19 1:24	MFF
Trichloroethylene	ND	1.0	µg/L	1		SW-846 8260C	7/12/19	7/13/19 1:24	MFF
Trichlorofluoromethane (Freon 11)	ND	2.0	µg/L	1		SW-846 8260C	7/12/19	7/13/19 1:24	MFF
1,2,3-Trichloropropane	ND	0.50	µg/L	1		SW-846 8260C	7/12/19	7/13/19 1:24	MFF
1,1,2-Trichloro-1,2,2-trifluoroethane (Freon 113)	ND	0.50	µg/L	1		SW-846 8260C	7/12/19	7/13/19 1:24	MFF
1,2,4-Trimethylbenzene	ND	0.50	µg/L	1		SW-846 8260C	7/12/19	7/13/19 1:24	MFF
1,3,5-Trimethylbenzene	ND	0.50	µg/L	1		SW-846 8260C	7/12/19	7/13/19 1:24	MFF
Vinyl Chloride	ND	1.0	µg/L	1		SW-846 8260C	7/12/19	7/13/19 1:24	MFF
m+p Xylene	ND	2.0	µg/L	1		SW-846 8260C	7/12/19	7/13/19 1:24	MFF
o-Xylene	ND	1.0	µg/L	1		SW-846 8260C	7/12/19	7/13/19 1:24	MFF

Surrogates	% Recovery	Recovery Limits	Flag/Qual	
1,2-Dichloroethane-d4	98.3	70-130		7/13/19 1:24
Toluene-d8	99.0	70-130		7/13/19 1:24
4-Bromofluorobenzene	95.5	70-130		7/13/19 1:24

con-test® ANALYTICAL LABORATORY
39 Spruce Street * East Longmeadow, MA 01028 * FAX 413/525-6405 * TEL. 413/525-2332

Project Location: 1654 King St., Enfield, CT | Sample Description: | Work Order: 19G0494

Date Received: 7/11/2019

Field Sample #: MW-12 | Sampled: 7/10/2019 09:15

Sample ID: 19G0494-02

Sample Matrix: Ground Water

Volatile Organic Compounds by GC/MS

Analyte	Results	RL	Units	Dilution	Flag/Qual	Method	Date Prepared	Date/Time Analyzed	Analyst
Acetone	ND	10	µg/L	1		SW-846 8260C	7/12/19	7/13/19 3:36	MFF
Acrylonitrile	ND	2.0	µg/L	1		SW-846 8260C	7/12/19	7/13/19 3:36	MFF
Benzene	ND	0.50	µg/L	1		SW-846 8260C	7/12/19	7/13/19 3:36	MFF
Bromobenzene	ND	0.50	µg/L	1		SW-846 8260C	7/12/19	7/13/19 3:36	MFF
Bromodichloromethane	ND	0.50	µg/L	1		SW-846 8260C	7/12/19	7/13/19 3:36	MFF
Bromoform	ND	0.50	µg/L	1		SW-846 8260C	7/12/19	7/13/19 3:36	MFF
Bromomethane	ND	2.0	µg/L	1		SW-846 8260C	7/12/19	7/13/19 3:36	MFF
2-Butanone (MEK)	ND	5.0	µg/L	1		SW-846 8260C	7/12/19	7/13/19 3:36	MFF
n-Butylbenzene	ND	1.0	µg/L	1		SW-846 8260C	7/12/19	7/13/19 3:36	MFF
sec-Butylbenzene	ND	1.0	µg/L	1		SW-846 8260C	7/12/19	7/13/19 3:36	MFF
tert-Butylbenzene	ND	1.0	µg/L	1		SW-846 8260C	7/12/19	7/13/19 3:36	MFF
Carbon Disulfide	ND	5.0	µg/L	1		SW-846 8260C	7/12/19	7/13/19 3:36	MFF
Carbon Tetrachloride	ND	0.50	µg/L	1		SW-846 8260C	7/12/19	7/13/19 3:36	MFF
Chlorobenzene	ND	0.50	µg/L	1		SW-846 8260C	7/12/19	7/13/19 3:36	MFF
Chlorodibromomethane	ND	0.50	µg/L	1		SW-846 8260C	7/12/19	7/13/19 3:36	MFF
Chloroethane	ND	0.50	µg/L	1		SW-846 8260C	7/12/19	7/13/19 3:36	MFF
Chloroform	ND	0.50	µg/L	1		SW-846 8260C	7/12/19	7/13/19 3:36	MFF
Chloromethane	ND	1.0	µg/L	1		SW-846 8260C	7/12/19	7/13/19 3:36	MFF
2-Chlorotoluene	ND	0.50	µg/L	1		SW-846 8260C	7/12/19	7/13/19 3:36	MFF
4-Chlorotoluene	ND	0.50	µg/L	1		SW-846 8260C	7/12/19	7/13/19 3:36	MFF
1,2-Dibromo-3-chloropropane (DBCP)	ND	1.0	µg/L	1		SW-846 8260C	7/12/19	7/13/19 3:36	MFF
1,2-Dibromoethane (EDB)	ND	0.50	µg/L	1		SW-846 8260C	7/12/19	7/13/19 3:36	MFF
Dibromomethane	ND	0.50	µg/L	1		SW-846 8260C	7/12/19	7/13/19 3:36	MFF
1,2-Dichlorobenzene	ND	0.50	µg/L	1		SW-846 8260C	7/12/19	7/13/19 3:36	MFF
1,3-Dichlorobenzene	ND	0.50	µg/L	1		SW-846 8260C	7/12/19	7/13/19 3:36	MFF
1,4-Dichlorobenzene	ND	0.50	µg/L	1		SW-846 8260C	7/12/19	7/13/19 3:36	MFF
trans-1,4-Dichloro-2-butene	ND	2.0	µg/L	1		SW-846 8260C	7/12/19	7/13/19 3:36	MFF
Dichlorodifluoromethane (Freon 12)	ND	0.50	µg/L	1		SW-846 8260C	7/12/19	7/13/19 3:36	MFF
1,1-Dichloroethane	ND	0.50	µg/L	1		SW-846 8260C	7/12/19	7/13/19 3:36	MFF
1,2-Dichloroethane	ND	0.50	µg/L	1		SW-846 8260C	7/12/19	7/13/19 3:36	MFF
1,1-Dichloroethylene	ND	0.50	µg/L	1		SW-846 8260C	7/12/19	7/13/19 3:36	MFF
cis-1,2-Dichloroethylene	ND	0.50	µg/L	1		SW-846 8260C	7/12/19	7/13/19 3:36	MFF
trans-1,2-Dichloroethylene	ND	1.0	µg/L	1		SW-846 8260C	7/12/19	7/13/19 3:36	MFF
1,2-Dichloropropane	ND	0.50	µg/L	1		SW-846 8260C	7/12/19	7/13/19 3:36	MFF
1,3-Dichloropropane	ND	0.50	µg/L	1		SW-846 8260C	7/12/19	7/13/19 3:36	MFF
2,2-Dichloropropane	ND	0.50	µg/L	1		SW-846 8260C	7/12/19	7/13/19 3:36	MFF
1,1-Dichloropropene	ND	0.50	µg/L	1		SW-846 8260C	7/12/19	7/13/19 3:36	MFF
cis-1,3-Dichloropropene	ND	0.50	µg/L	1		SW-846 8260C	7/12/19	7/13/19 3:36	MFF
trans-1,3-Dichloropropene	ND	0.50	µg/L	1		SW-846 8260C	7/12/19	7/13/19 3:36	MFF
Ethylbenzene	ND	0.50	µg/L	1		SW-846 8260C	7/12/19	7/13/19 3:36	MFF
Hexachlorobutadiene	ND	0.60	µg/L	1		SW-846 8260C	7/12/19	7/13/19 3:36	MFF
2-Hexanone (MBK)	ND	5.0	µg/L	1		SW-846 8260C	7/12/19	7/13/19 3:36	MFF
Isopropylbenzene (Cumene)	ND	0.50	µg/L	1		SW-846 8260C	7/12/19	7/13/19 3:36	MFF
p-Isopropyltoluene (p-Cymene)	ND	0.50	µg/L	1		SW-846 8260C	7/12/19	7/13/19 3:36	MFF

con-test® ANALYTICAL LABORATORY
39 Spruce Street * East Longmeadow, MA 01028 * FAX 413/525-6405 * TEL. 413/525-2332

Project Location: 1654 King St., Enfield, CT | Sample Description: | Work Order: 19G0494

Date Received: 7/11/2019

Field Sample #: MW-12 | Sampled: 7/10/2019 09:15

Sample ID: 19G0494-02

Sample Matrix: Ground Water

Volatile Organic Compounds by GC/MS

Analyte	Results	RL	Units	Dilution	Flag/Qual	Method	Date Prepared	Date/Time Analyzed	Analyst
Methyl tert-Butyl Ether (MTBE)	ND	0.50	µg/L	1		SW-846 8260C	7/12/19	7/13/19 3:36	MFF
Methylene Chloride	ND	5.0	µg/L	1		SW-846 8260C	7/12/19	7/13/19 3:36	MFF
4-Methyl-2-pentanone (MIBK)	ND	5.0	µg/L	1		SW-846 8260C	7/12/19	7/13/19 3:36	MFF
Naphthalene	ND	2.0	µg/L	1		SW-846 8260C	7/12/19	7/13/19 3:36	MFF
n-Propylbenzene	ND	1.0	µg/L	1		SW-846 8260C	7/12/19	7/13/19 3:36	MFF
Styrene	ND	1.0	µg/L	1		SW-846 8260C	7/12/19	7/13/19 3:36	MFF
1,1,1,2-Tetrachloroethane	ND	0.50	µg/L	1		SW-846 8260C	7/12/19	7/13/19 3:36	MFF
1,1,2,2-Tetrachloroethane	ND	0.50	µg/L	1		SW-846 8260C	7/12/19	7/13/19 3:36	MFF
Tetrachloroethylene	ND	1.0	µg/L	1		SW-846 8260C	7/12/19	7/13/19 3:36	MFF
Tetrahydrofuran	ND	10	µg/L	1		SW-846 8260C	7/12/19	7/13/19 3:36	MFF
Toluene	ND	1.0	µg/L	1		SW-846 8260C	7/12/19	7/13/19 3:36	MFF
1,2,3-Trichlorobenzene	ND	1.0	µg/L	1		SW-846 8260C	7/12/19	7/13/19 3:36	MFF
1,2,4-Trichlorobenzene	ND	0.50	µg/L	1		SW-846 8260C	7/12/19	7/13/19 3:36	MFF
1,1,1-Trichloroethane	ND	0.50	µg/L	1		SW-846 8260C	7/12/19	7/13/19 3:36	MFF
1,1,2-Trichloroethane	ND	0.50	µg/L	1		SW-846 8260C	7/12/19	7/13/19 3:36	MFF
Trichloroethylene	ND	1.0	µg/L	1		SW-846 8260C	7/12/19	7/13/19 3:36	MFF
Trichlorofluoromethane (Freon 11)	ND	2.0	µg/L	1		SW-846 8260C	7/12/19	7/13/19 3:36	MFF
1,2,3-Trichloropropane	ND	0.50	µg/L	1		SW-846 8260C	7/12/19	7/13/19 3:36	MFF
1,1,2-Trichloro-1,2,2-trifluoroethane (Freon 113)	ND	0.50	µg/L	1		SW-846 8260C	7/12/19	7/13/19 3:36	MFF
1,2,4-Trimethylbenzene	ND	0.50	µg/L	1		SW-846 8260C	7/12/19	7/13/19 3:36	MFF
1,3,5-Trimethylbenzene	ND	0.50	µg/L	1		SW-846 8260C	7/12/19	7/13/19 3:36	MFF
Vinyl Chloride	ND	1.0	µg/L	1		SW-846 8260C	7/12/19	7/13/19 3:36	MFF
m+p Xylene	ND	2.0	µg/L	1		SW-846 8260C	7/12/19	7/13/19 3:36	MFF
o-Xylene	ND	1.0	µg/L	1		SW-846 8260C	7/12/19	7/13/19 3:36	MFF

Surrogates	% Recovery	Recovery Limits	Flag/Qual	
1,2-Dichloroethane-d4	101	70-130		7/13/19 3:36
Toluene-d8	98.1	70-130		7/13/19 3:36
4-Bromofluorobenzene	98.4	70-130		7/13/19 3:36

con-test® ANALYTICAL LABORATORY
39 Spruce Street * East Longmeadow, MA 01028 * FAX 413/525-6405 * TEL. 413/525-2332

Project Location: 1654 King St., Enfield, CT | Sample Description: | Work Order: 19G0494

Date Received: 7/11/2019

Field Sample #: MW-12 | Sampled: 7/10/2019 09:15

Sample ID: 19G0494-02

Sample Matrix: Ground Water

Semivolatile Organic Compounds by GC/MS

Analyte	Results	RL	Units	Dilution	Flag/Qual	Method	Date Prepared	Date/Time Analyzed	Analyst
Acenaphthene (SIM)	0.48	0.31	µg/L	1		SW-846 8270D	7/12/19	7/15/19 12:26	CLA
Acenaphthylene (SIM)	ND	0.20	µg/L	1		SW-846 8270D	7/12/19	7/15/19 12:26	CLA
Anthracene (SIM)	ND	0.20	µg/L	1		SW-846 8270D	7/12/19	7/15/19 12:26	CLA
Benzo(a)anthracene (SIM)	ND	0.051	µg/L	1		SW-846 8270D	7/12/19	7/15/19 12:26	CLA
Benzo(a)pyrene (SIM)	ND	0.10	µg/L	1		SW-846 8270D	7/12/19	7/15/19 12:26	CLA
Benzo(b)fluoranthene (SIM)	ND	0.051	µg/L	1		SW-846 8270D	7/12/19	7/15/19 12:26	CLA
Benzo(g,h,i)perylene (SIM)	ND	0.51	µg/L	1		SW-846 8270D	7/12/19	7/15/19 12:26	CLA
Benzo(k)fluoranthene (SIM)	ND	0.20	µg/L	1	V-35	SW-846 8270D	7/12/19	7/15/19 12:26	CLA
Chrysene (SIM)	ND	0.20	µg/L	1		SW-846 8270D	7/12/19	7/15/19 12:26	CLA
Dibenz(a,h)anthracene (SIM)	ND	0.10	µg/L	1	V-35	SW-846 8270D	7/12/19	7/15/19 12:26	CLA
Fluoranthene (SIM)	ND	0.51	µg/L	1		SW-846 8270D	7/12/19	7/15/19 12:26	CLA
Fluorene (SIM)	ND	1.0	µg/L	1		SW-846 8270D	7/12/19	7/15/19 12:26	CLA
Indeno(1,2,3-cd)pyrene (SIM)	ND	0.10	µg/L	1	V-35	SW-846 8270D	7/12/19	7/15/19 12:26	CLA
2-Methylnaphthalene (SIM)	ND	1.0	µg/L	1		SW-846 8270D	7/12/19	7/15/19 12:26	CLA
Naphthalene (SIM)	ND	1.0	µg/L	1		SW-846 8270D	7/12/19	7/15/19 12:26	CLA
Phenanthrene (SIM)	ND	0.051	µg/L	1		SW-846 8270D	7/12/19	7/15/19 12:26	CLA
Pyrene (SIM)	ND	1.0	µg/L	1		SW-846 8270D	7/12/19	7/15/19 12:26	CLA

Surrogates	% Recovery	Recovery Limits	Flag/Qual	
Nitrobenzene-d5 (SIM)	75.4	30-130		7/15/19 12:26
2-Fluorobiphenyl (SIM)	47.4	30-130		7/15/19 12:26
p-Terphenyl-d14 (SIM)	51.5	30-130		7/15/19 12:26

con-test® ANALYTICAL LABORATORY
39 Spruce Street * East Longmeadow, MA 01028 * FAX 413/525-6405 * TEL. 413/525-2332

Project Location: 1654 King St., Enfield, CT | Sample Description: | Work Order: 19G0494

Date Received: 7/11/2019

Field Sample #: MW-12 | Sampled: 7/10/2019 09:15

Sample ID: 19G0494-02

Sample Matrix: Ground Water

Metals Analyses (Total)

Analyte	Results	RL	Units	Dilution	Flag/Qual	Method	Date Prepared	Date/Time Analyzed	Analyst
Antimony	ND	1.0	µg/L	1		SW-846 6020B	7/15/19	7/16/19 12:22	QNW
Arsenic	1.5	0.80	µg/L	1		SW-846 6020B	7/15/19	7/16/19 12:22	QNW
Barium	830	100	µg/L	10		SW-846 6020B	7/15/19	7/16/19 13:42	MJH
Beryllium	ND	0.40	µg/L	1		SW-846 6020B	7/15/19	7/16/19 12:22	QNW
Cadmium	ND	0.20	µg/L	1		SW-846 6020B	7/15/19	7/16/19 12:22	QNW
Chromium	ND	1.0	µg/L	1		SW-846 6020B	7/15/19	7/16/19 12:22	QNW
Copper	ND	1.0	µg/L	1		SW-846 6020B	7/15/19	7/16/19 12:22	QNW
Lead	ND	0.50	µg/L	1		SW-846 6020B	7/15/19	7/16/19 12:22	QNW
Mercury	ND	0.00010	mg/L	1		SW-846 7470A	7/15/19	7/16/19 9:44	AJL
Nickel	ND	5.0	µg/L	1		SW-846 6020B	7/15/19	7/16/19 12:22	QNW
Selenium	ND	5.0	µg/L	1		SW-846 6020B	7/15/19	7/16/19 12:22	QNW
Silver	ND	0.20	µg/L	1		SW-846 6020B	7/15/19	7/16/19 12:22	QNW
Thallium	ND	0.20	µg/L	1		SW-846 6020B	7/15/19	7/16/19 12:22	QNW
Vanadium	ND	5.0	µg/L	1		SW-846 6020B	7/15/19	7/16/19 13:36	MJH
Zinc	41	10	µg/L	1		SW-846 6020B	7/15/19	7/16/19 12:22	QNW

con-test® ANALYTICAL LABORATORY
39 Spruce Street * East Longmeadow, MA 01028 * FAX 413/525-6405 * TEL. 413/525-2332

Project Location: 1654 King St., Enfield, CT | Sample Description: | Work Order: 19G0494

Date Received: 7/11/2019

Field Sample #: MW-12 | Sampled: 7/10/2019 09:15

Sample ID: 19G0494-02

Sample Matrix: Ground Water

Metals Analyses (Dissolved)

Analyte	Results	RL	Units	Dilution	Flag/Qual	Method	Date Prepared	Date/Time Analyzed	Analyst
Antimony	ND	1.0	µg/L	1		SW-846 6020B	7/12/19	7/15/19 16:05	QNW
Arsenic	1.2	0.80	µg/L	1		SW-846 6020B	7/12/19	7/15/19 16:05	QNW
Barium	860	100	µg/L	10		SW-846 6020B	7/12/19	7/16/19 10:57	QNW
Beryllium	ND	0.40	µg/L	1		SW-846 6020B	7/12/19	7/16/19 11:04	QNW
Cadmium	ND	0.20	µg/L	1		SW-846 6020B	7/12/19	7/15/19 16:05	QNW
Chromium	ND	1.0	µg/L	1		SW-846 6020B	7/12/19	7/15/19 16:05	QNW
Copper	ND	1.0	µg/L	1		SW-846 6020B	7/12/19	7/15/19 16:05	QNW
Lead	ND	0.50	µg/L	1		SW-846 6020B	7/12/19	7/16/19 11:04	QNW
Mercury	ND	0.00010	mg/L	1		SW-846 7470A	7/15/19	7/16/19 9:24	AJL
Nickel	ND	5.0	µg/L	1		SW-846 6020B	7/12/19	7/15/19 16:05	QNW
Selenium	ND	5.0	µg/L	1		SW-846 6020B	7/12/19	7/15/19 16:05	QNW
Silver	ND	0.20	µg/L	1	MS-07	SW-846 6020B	7/12/19	7/15/19 16:05	QNW
Thallium	ND	0.20	µg/L	1		SW-846 6020B	7/12/19	7/16/19 11:04	QNW
Vanadium	ND	5.0	µg/L	1		SW-846 6020B	7/12/19	7/15/19 16:05	QNW
Zinc	ND	10	µg/L	1		SW-846 6020B	7/12/19	7/15/19 16:05	QNW

con-test® ANALYTICAL LABORATORY
39 Spruce Street * East Longmeadow, MA 01028 * FAX 413/525-6405 * TEL. 413/525-2332

Project Location: 1654 King St., Enfield, CT | Sample Description: | Work Order: 19G0494

Date Received: 7/11/2019

Field Sample #: DUP20190710 | Sampled: 7/10/2019 00:00

Sample ID: 19G0494-03

Sample Matrix: Ground Water

Volatile Organic Compounds by GC/MS

Analyte	Results	RL	Units	Dilution	Flag/Qual	Method	Date Prepared	Date/Time Analyzed	Analyst
Acetone	ND	10	µg/L	1		SW-846 8260C	7/12/19	7/13/19 4:03	MFF
Acrylonitrile	ND	2.0	µg/L	1		SW-846 8260C	7/12/19	7/13/19 4:03	MFF
Benzene	ND	0.50	µg/L	1		SW-846 8260C	7/12/19	7/13/19 4:03	MFF
Bromobenzene	ND	0.50	µg/L	1		SW-846 8260C	7/12/19	7/13/19 4:03	MFF
Bromodichloromethane	ND	0.50	µg/L	1		SW-846 8260C	7/12/19	7/13/19 4:03	MFF
Bromoform	ND	0.50	µg/L	1		SW-846 8260C	7/12/19	7/13/19 4:03	MFF
Bromomethane	ND	2.0	µg/L	1		SW-846 8260C	7/12/19	7/13/19 4:03	MFF
2-Butanone (MEK)	ND	5.0	µg/L	1		SW-846 8260C	7/12/19	7/13/19 4:03	MFF
n-Butylbenzene	ND	1.0	µg/L	1		SW-846 8260C	7/12/19	7/13/19 4:03	MFF
sec-Butylbenzene	ND	1.0	µg/L	1		SW-846 8260C	7/12/19	7/13/19 4:03	MFF
tert-Butylbenzene	ND	1.0	µg/L	1		SW-846 8260C	7/12/19	7/13/19 4:03	MFF
Carbon Disulfide	ND	5.0	µg/L	1		SW-846 8260C	7/12/19	7/13/19 4:03	MFF
Carbon Tetrachloride	ND	0.50	µg/L	1		SW-846 8260C	7/12/19	7/13/19 4:03	MFF
Chlorobenzene	ND	0.50	µg/L	1		SW-846 8260C	7/12/19	7/13/19 4:03	MFF
Chlorodibromomethane	ND	0.50	µg/L	1		SW-846 8260C	7/12/19	7/13/19 4:03	MFF
Chloroethane	ND	0.50	µg/L	1		SW-846 8260C	7/12/19	7/13/19 4:03	MFF
Chloroform	ND	0.50	µg/L	1		SW-846 8260C	7/12/19	7/13/19 4:03	MFF
Chloromethane	ND	1.0	µg/L	1		SW-846 8260C	7/12/19	7/13/19 4:03	MFF
2-Chlorotoluene	ND	0.50	µg/L	1		SW-846 8260C	7/12/19	7/13/19 4:03	MFF
4-Chlorotoluene	ND	0.50	µg/L	1		SW-846 8260C	7/12/19	7/13/19 4:03	MFF
1,2-Dibromo-3-chloropropane (DBCP)	ND	1.0	µg/L	1		SW-846 8260C	7/12/19	7/13/19 4:03	MFF
1,2-Dibromoethane (EDB)	ND	0.50	µg/L	1		SW-846 8260C	7/12/19	7/13/19 4:03	MFF
Dibromomethane	ND	0.50	µg/L	1		SW-846 8260C	7/12/19	7/13/19 4:03	MFF
1,2-Dichlorobenzene	ND	0.50	µg/L	1		SW-846 8260C	7/12/19	7/13/19 4:03	MFF
1,3-Dichlorobenzene	ND	0.50	µg/L	1		SW-846 8260C	7/12/19	7/13/19 4:03	MFF
1,4-Dichlorobenzene	ND	0.50	µg/L	1		SW-846 8260C	7/12/19	7/13/19 4:03	MFF
trans-1,4-Dichloro-2-butene	ND	2.0	µg/L	1		SW-846 8260C	7/12/19	7/13/19 4:03	MFF
Dichlorodifluoromethane (Freon 12)	ND	0.50	µg/L	1		SW-846 8260C	7/12/19	7/13/19 4:03	MFF
1,1-Dichloroethane	ND	0.50	µg/L	1		SW-846 8260C	7/12/19	7/13/19 4:03	MFF
1,2-Dichloroethane	ND	0.50	µg/L	1		SW-846 8260C	7/12/19	7/13/19 4:03	MFF
1,1-Dichloroethylene	ND	0.50	µg/L	1		SW-846 8260C	7/12/19	7/13/19 4:03	MFF
cis-1,2-Dichloroethylene	ND	0.50	µg/L	1		SW-846 8260C	7/12/19	7/13/19 4:03	MFF
trans-1,2-Dichloroethylene	ND	1.0	µg/L	1		SW-846 8260C	7/12/19	7/13/19 4:03	MFF
1,2-Dichloropropane	ND	0.50	µg/L	1		SW-846 8260C	7/12/19	7/13/19 4:03	MFF
1,3-Dichloropropane	ND	0.50	µg/L	1		SW-846 8260C	7/12/19	7/13/19 4:03	MFF
2,2-Dichloropropane	ND	0.50	µg/L	1		SW-846 8260C	7/12/19	7/13/19 4:03	MFF
1,1-Dichloropropene	ND	0.50	µg/L	1		SW-846 8260C	7/12/19	7/13/19 4:03	MFF
cis-1,3-Dichloropropene	ND	0.50	µg/L	1		SW-846 8260C	7/12/19	7/13/19 4:03	MFF
trans-1,3-Dichloropropene	ND	0.50	µg/L	1		SW-846 8260C	7/12/19	7/13/19 4:03	MFF
Ethylbenzene	ND	0.50	µg/L	1		SW-846 8260C	7/12/19	7/13/19 4:03	MFF
Hexachlorobutadiene	ND	0.60	µg/L	1		SW-846 8260C	7/12/19	7/13/19 4:03	MFF
2-Hexanone (MBK)	ND	5.0	µg/L	1		SW-846 8260C	7/12/19	7/13/19 4:03	MFF
Isopropylbenzene (Cumene)	ND	0.50	µg/L	1		SW-846 8260C	7/12/19	7/13/19 4:03	MFF
p-Isopropyltoluene (p-Cymene)	ND	0.50	µg/L	1		SW-846 8260C	7/12/19	7/13/19 4:03	MFF

con-test® ANALYTICAL LABORATORY
39 Spruce Street * East Longmeadow, MA 01028 * FAX 413/525-6405 * TEL. 413/525-2332

Project Location: 1654 King St., Enfield, CT | Sample Description: | Work Order: 19G0494

Date Received: 7/11/2019

Field Sample #: DUP20190710 | Sampled: 7/10/2019 00:00

Sample ID: 19G0494-03

Sample Matrix: Ground Water

Volatile Organic Compounds by GC/MS

Analyte	Results	RL	Units	Dilution	Flag/Qual	Method	Date Prepared	Date/Time Analyzed	Analyst
Methyl tert-Butyl Ether (MTBE)	ND	0.50	µg/L	1		SW-846 8260C	7/12/19	7/13/19 4:03	MFF
Methylene Chloride	ND	5.0	µg/L	1		SW-846 8260C	7/12/19	7/13/19 4:03	MFF
4-Methyl-2-pentanone (MIBK)	ND	5.0	µg/L	1		SW-846 8260C	7/12/19	7/13/19 4:03	MFF
Naphthalene	ND	2.0	µg/L	1		SW-846 8260C	7/12/19	7/13/19 4:03	MFF
n-Propylbenzene	ND	1.0	µg/L	1		SW-846 8260C	7/12/19	7/13/19 4:03	MFF
Styrene	ND	1.0	µg/L	1		SW-846 8260C	7/12/19	7/13/19 4:03	MFF
1,1,1,2-Tetrachloroethane	ND	0.50	µg/L	1		SW-846 8260C	7/12/19	7/13/19 4:03	MFF
1,1,2,2-Tetrachloroethane	ND	0.50	µg/L	1		SW-846 8260C	7/12/19	7/13/19 4:03	MFF
Tetrachloroethylene	ND	1.0	µg/L	1		SW-846 8260C	7/12/19	7/13/19 4:03	MFF
Tetrahydrofuran	ND	10	µg/L	1		SW-846 8260C	7/12/19	7/13/19 4:03	MFF
Toluene	ND	1.0	µg/L	1		SW-846 8260C	7/12/19	7/13/19 4:03	MFF
1,2,3-Trichlorobenzene	ND	1.0	µg/L	1		SW-846 8260C	7/12/19	7/13/19 4:03	MFF
1,2,4-Trichlorobenzene	ND	0.50	µg/L	1		SW-846 8260C	7/12/19	7/13/19 4:03	MFF
1,1,1-Trichloroethane	ND	0.50	µg/L	1		SW-846 8260C	7/12/19	7/13/19 4:03	MFF
1,1,2-Trichloroethane	ND	0.50	µg/L	1		SW-846 8260C	7/12/19	7/13/19 4:03	MFF
Trichloroethylene	ND	1.0	µg/L	1		SW-846 8260C	7/12/19	7/13/19 4:03	MFF
Trichlorofluoromethane (Freon 11)	ND	2.0	µg/L	1		SW-846 8260C	7/12/19	7/13/19 4:03	MFF
1,2,3-Trichloropropane	ND	0.50	µg/L	1		SW-846 8260C	7/12/19	7/13/19 4:03	MFF
1,1,2-Trichloro-1,2,2-trifluoroethane (Freon 113)	ND	0.50	µg/L	1		SW-846 8260C	7/12/19	7/13/19 4:03	MFF
1,2,4-Trimethylbenzene	ND	0.50	µg/L	1		SW-846 8260C	7/12/19	7/13/19 4:03	MFF
1,3,5-Trimethylbenzene	ND	0.50	µg/L	1		SW-846 8260C	7/12/19	7/13/19 4:03	MFF
Vinyl Chloride	ND	1.0	µg/L	1		SW-846 8260C	7/12/19	7/13/19 4:03	MFF
m+p Xylene	ND	2.0	µg/L	1		SW-846 8260C	7/12/19	7/13/19 4:03	MFF
o-Xylene	ND	1.0	µg/L	1		SW-846 8260C	7/12/19	7/13/19 4:03	MFF

Surrogates	% Recovery	Recovery Limits	Flag/Qual	
1,2-Dichloroethane-d4	101	70-130		7/13/19 4:03
Toluene-d8	99.2	70-130		7/13/19 4:03
4-Bromofluorobenzene	98.0	70-130		7/13/19 4:03

con-test® ANALYTICAL LABORATORY
39 Spruce Street * East Longmeadow, MA 01028 * FAX 413/525-6405 * TEL. 413/525-2332

Project Location: 1654 King St., Enfield, CT | Sample Description: | Work Order: 19G0494

Date Received: 7/11/2019

Field Sample #: DUP20190710 | Sampled: 7/10/2019 00:00

Sample ID: 19G0494-03

Sample Matrix: Ground Water

Semivolatile Organic Compounds by GC/MS

Analyte	Results	RL	Units	Dilution	Flag/Qual	Method	Date Prepared	Date/Time Analyzed	Analyst
Acenaphthene (SIM)	0.43	0.30	µg/L	1		SW-846 8270D	7/12/19	7/15/19 12:56	CLA
Acenaphthylene (SIM)	ND	0.20	µg/L	1		SW-846 8270D	7/12/19	7/15/19 12:56	CLA
Anthracene (SIM)	ND	0.20	µg/L	1		SW-846 8270D	7/12/19	7/15/19 12:56	CLA
Benzo(a)anthracene (SIM)	ND	0.051	µg/L	1		SW-846 8270D	7/12/19	7/15/19 12:56	CLA
Benzo(a)pyrene (SIM)	ND	0.10	µg/L	1		SW-846 8270D	7/12/19	7/15/19 12:56	CLA
Benzo(b)fluoranthene (SIM)	ND	0.051	µg/L	1		SW-846 8270D	7/12/19	7/15/19 12:56	CLA
Benzo(g,h,i)perylene (SIM)	ND	0.51	µg/L	1		SW-846 8270D	7/12/19	7/15/19 12:56	CLA
Benzo(k)fluoranthene (SIM)	ND	0.20	µg/L	1	V-35	SW-846 8270D	7/12/19	7/15/19 12:56	CLA
Chrysene (SIM)	ND	0.20	µg/L	1		SW-846 8270D	7/12/19	7/15/19 12:56	CLA
Dibenz(a,h)anthracene (SIM)	ND	0.10	µg/L	1	V-35	SW-846 8270D	7/12/19	7/15/19 12:56	CLA
Fluoranthene (SIM)	ND	0.51	µg/L	1		SW-846 8270D	7/12/19	7/15/19 12:56	CLA
Fluorene (SIM)	ND	1.0	µg/L	1		SW-846 8270D	7/12/19	7/15/19 12:56	CLA
Indeno(1,2,3-cd)pyrene (SIM)	ND	0.10	µg/L	1	V-35	SW-846 8270D	7/12/19	7/15/19 12:56	CLA
2-Methylnaphthalene (SIM)	ND	1.0	µg/L	1		SW-846 8270D	7/12/19	7/15/19 12:56	CLA
Naphthalene (SIM)	ND	1.0	µg/L	1		SW-846 8270D	7/12/19	7/15/19 12:56	CLA
Phenanthrene (SIM)	ND	0.051	µg/L	1		SW-846 8270D	7/12/19	7/15/19 12:56	CLA
Pyrene (SIM)	ND	1.0	µg/L	1		SW-846 8270D	7/12/19	7/15/19 12:56	CLA

Surrogates	% Recovery	Recovery Limits	Flag/Qual	
Nitrobenzene-d5 (SIM)	68.5	30-130		7/15/19 12:56
2-Fluorobiphenyl (SIM)	42.8	30-130		7/15/19 12:56
p-Terphenyl-d14 (SIM)	46.1	30-130		7/15/19 12:56

con-test® ANALYTICAL LABORATORY
39 Spruce Street * East Longmeadow, MA 01028 * FAX 413/525-6405 * TEL. 413/525-2332

Project Location: 1654 King St., Enfield, CT | Sample Description: | Work Order: 19G0494

Date Received: 7/11/2019

Field Sample #: DUP20190710 | Sampled: 7/10/2019 00:00

Sample ID: 19G0494-03

Sample Matrix: Ground Water

Metals Analyses (Total)

Analyte	Results	RL	Units	Dilution	Flag/Qual	Method	Date Prepared	Date/Time Analyzed	Analyst
Antimony	ND	1.0	µg/L	1		SW-846 6020B	7/15/19	7/16/19 11:48	QNW
Arsenic	1.4	0.80	µg/L	1	R-04	SW-846 6020B	7/15/19	7/16/19 11:48	QNW
Barium	800	100	µg/L	10		SW-846 6020B	7/15/19	7/16/19 13:10	MJH
Beryllium	ND	0.40	µg/L	1		SW-846 6020B	7/15/19	7/16/19 11:48	QNW
Cadmium	ND	0.20	µg/L	1		SW-846 6020B	7/15/19	7/16/19 11:48	QNW
Chromium	ND	1.0	µg/L	1		SW-846 6020B	7/15/19	7/16/19 11:48	QNW
Copper	ND	1.0	µg/L	1		SW-846 6020B	7/15/19	7/16/19 11:48	QNW
Lead	ND	0.50	µg/L	1		SW-846 6020B	7/15/19	7/16/19 11:48	QNW
Mercury	ND	0.00010	mg/L	1		SW-846 7470A	7/15/19	7/16/19 9:46	AJL
Nickel	ND	5.0	µg/L	1		SW-846 6020B	7/15/19	7/16/19 11:48	QNW
Selenium	ND	5.0	µg/L	1		SW-846 6020B	7/15/19	7/16/19 11:48	QNW
Silver	ND	0.20	µg/L	1		SW-846 6020B	7/15/19	7/16/19 11:48	QNW
Thallium	ND	0.20	µg/L	1		SW-846 6020B	7/15/19	7/16/19 11:48	QNW
Vanadium	ND	5.0	µg/L	1		SW-846 6020B	7/15/19	7/16/19 13:22	MJH
Zinc	42	10	µg/L	1		SW-846 6020B	7/15/19	7/16/19 11:48	QNW

con-test® ANALYTICAL LABORATORY
39 Spruce Street * East Longmeadow, MA 01028 * FAX 413/525-6405 * TEL. 413/525-2332

Project Location: 1654 King St., Enfield, CT | Sample Description: | Work Order: 19G0494

Date Received: 7/11/2019

Field Sample #: DUP20190710 | Sampled: 7/10/2019 00:00

Sample ID: 19G0494-03

Sample Matrix: Ground Water

Metals Analyses (Dissolved)

Analyte	Results	RL	Units	Dilution	Flag/Qual	Method	Date Prepared	Date/Time Analyzed	Analyst
Antimony	ND	1.0	µg/L	1		SW-846 6020B	7/12/19	7/15/19 16:10	QNW
Arsenic	1.2	0.80	µg/L	1		SW-846 6020B	7/12/19	7/15/19 16:10	QNW
Barium	870	100	µg/L	10		SW-846 6020B	7/12/19	7/16/19 11:11	QNW
Beryllium	ND	0.40	µg/L	1		SW-846 6020B	7/12/19	7/16/19 11:14	QNW
Cadmium	ND	0.20	µg/L	1		SW-846 6020B	7/12/19	7/15/19 16:10	QNW
Chromium	ND	1.0	µg/L	1		SW-846 6020B	7/12/19	7/15/19 16:10	QNW
Copper	ND	1.0	µg/L	1		SW-846 6020B	7/12/19	7/15/19 16:10	QNW
Lead	ND	0.50	µg/L	1		SW-846 6020B	7/12/19	7/16/19 11:14	QNW
Mercury	ND	0.00010	mg/L	1		SW-846 7470A	7/15/19	7/16/19 9:26	AJL
Nickel	ND	5.0	µg/L	1		SW-846 6020B	7/12/19	7/15/19 16:10	QNW
Selenium	ND	5.0	µg/L	1		SW-846 6020B	7/12/19	7/15/19 16:10	QNW
Silver	ND	0.20	µg/L	1		SW-846 6020B	7/12/19	7/15/19 16:10	QNW
Thallium	ND	0.20	µg/L	1		SW-846 6020B	7/12/19	7/16/19 11:14	QNW
Vanadium	ND	5.0	µg/L	1		SW-846 6020B	7/12/19	7/15/19 16:10	QNW
Zinc	ND	10	µg/L	1		SW-846 6020B	7/12/19	7/15/19 16:10	QNW

con-test® ANALYTICAL LABORATORY
39 Spruce Street * East Longmeadow, MA 01028 * FAX 413/525-6405 * TEL. 413/525-2332

Project Location: 1654 King St., Enfield, CT | Sample Description: | Work Order: 19G0494

Date Received: 7/11/2019

Field Sample #: MW-7 | Sampled: 7/10/2019 12:00

Sample ID: 19G0494-04

Sample Matrix: Ground Water

Volatile Organic Compounds by GC/MS

Analyte	Results	RL	Units	Dilution	Flag/Qual	Method	Date Prepared	Date/Time Analyzed	Analyst
Acetone	ND	10	µg/L	1		SW-846 8260C	7/12/19	7/13/19 4:29	MFF
Acrylonitrile	ND	2.0	µg/L	1		SW-846 8260C	7/12/19	7/13/19 4:29	MFF
Benzene	ND	0.50	µg/L	1		SW-846 8260C	7/12/19	7/13/19 4:29	MFF
Bromobenzene	ND	0.50	µg/L	1		SW-846 8260C	7/12/19	7/13/19 4:29	MFF
Bromodichloromethane	ND	0.50	µg/L	1		SW-846 8260C	7/12/19	7/13/19 4:29	MFF
Bromoform	ND	0.50	µg/L	1		SW-846 8260C	7/12/19	7/13/19 4:29	MFF
Bromomethane	ND	2.0	µg/L	1		SW-846 8260C	7/12/19	7/13/19 4:29	MFF
2-Butanone (MEK)	ND	5.0	µg/L	1		SW-846 8260C	7/12/19	7/13/19 4:29	MFF
n-Butylbenzene	ND	1.0	µg/L	1		SW-846 8260C	7/12/19	7/13/19 4:29	MFF
sec-Butylbenzene	ND	1.0	µg/L	1		SW-846 8260C	7/12/19	7/13/19 4:29	MFF
tert-Butylbenzene	ND	1.0	µg/L	1		SW-846 8260C	7/12/19	7/13/19 4:29	MFF
Carbon Disulfide	ND	5.0	µg/L	1		SW-846 8260C	7/12/19	7/13/19 4:29	MFF
Carbon Tetrachloride	ND	0.50	µg/L	1		SW-846 8260C	7/12/19	7/13/19 4:29	MFF
Chlorobenzene	ND	0.50	µg/L	1		SW-846 8260C	7/12/19	7/13/19 4:29	MFF
Chlorodibromomethane	ND	0.50	µg/L	1		SW-846 8260C	7/12/19	7/13/19 4:29	MFF
Chloroethane	ND	0.50	µg/L	1		SW-846 8260C	7/12/19	7/13/19 4:29	MFF
Chloroform	ND	0.50	µg/L	1		SW-846 8260C	7/12/19	7/13/19 4:29	MFF
Chloromethane	ND	1.0	µg/L	1		SW-846 8260C	7/12/19	7/13/19 4:29	MFF
2-Chlorotoluene	ND	0.50	µg/L	1		SW-846 8260C	7/12/19	7/13/19 4:29	MFF
4-Chlorotoluene	ND	0.50	µg/L	1		SW-846 8260C	7/12/19	7/13/19 4:29	MFF
1,2-Dibromo-3-chloropropane (DBCP)	ND	1.0	µg/L	1		SW-846 8260C	7/12/19	7/13/19 4:29	MFF
1,2-Dibromoethane (EDB)	ND	0.50	µg/L	1		SW-846 8260C	7/12/19	7/13/19 4:29	MFF
Dibromomethane	ND	0.50	µg/L	1		SW-846 8260C	7/12/19	7/13/19 4:29	MFF
1,2-Dichlorobenzene	ND	0.50	µg/L	1		SW-846 8260C	7/12/19	7/13/19 4:29	MFF
1,3-Dichlorobenzene	ND	0.50	µg/L	1		SW-846 8260C	7/12/19	7/13/19 4:29	MFF
1,4-Dichlorobenzene	ND	0.50	µg/L	1		SW-846 8260C	7/12/19	7/13/19 4:29	MFF
trans-1,4-Dichloro-2-butene	ND	2.0	µg/L	1		SW-846 8260C	7/12/19	7/13/19 4:29	MFF
Dichlorodifluoromethane (Freon 12)	ND	0.50	µg/L	1		SW-846 8260C	7/12/19	7/13/19 4:29	MFF
1,1-Dichloroethane	ND	0.50	µg/L	1		SW-846 8260C	7/12/19	7/13/19 4:29	MFF
1,2-Dichloroethane	ND	0.50	µg/L	1		SW-846 8260C	7/12/19	7/13/19 4:29	MFF
1,1-Dichloroethylene	ND	0.50	µg/L	1		SW-846 8260C	7/12/19	7/13/19 4:29	MFF
cis-1,2-Dichloroethylene	ND	0.50	µg/L	1		SW-846 8260C	7/12/19	7/13/19 4:29	MFF
trans-1,2-Dichloroethylene	ND	1.0	µg/L	1		SW-846 8260C	7/12/19	7/13/19 4:29	MFF
1,2-Dichloropropane	ND	0.50	µg/L	1		SW-846 8260C	7/12/19	7/13/19 4:29	MFF
1,3-Dichloropropane	ND	0.50	µg/L	1		SW-846 8260C	7/12/19	7/13/19 4:29	MFF
2,2-Dichloropropane	ND	0.50	µg/L	1		SW-846 8260C	7/12/19	7/13/19 4:29	MFF
1,1-Dichloropropene	ND	0.50	µg/L	1		SW-846 8260C	7/12/19	7/13/19 4:29	MFF
cis-1,3-Dichloropropene	ND	0.50	µg/L	1		SW-846 8260C	7/12/19	7/13/19 4:29	MFF
trans-1,3-Dichloropropene	ND	0.50	µg/L	1		SW-846 8260C	7/12/19	7/13/19 4:29	MFF
Ethylbenzene	ND	0.50	µg/L	1		SW-846 8260C	7/12/19	7/13/19 4:29	MFF
Hexachlorobutadiene	ND	0.60	µg/L	1		SW-846 8260C	7/12/19	7/13/19 4:29	MFF
2-Hexanone (MBK)	ND	5.0	µg/L	1		SW-846 8260C	7/12/19	7/13/19 4:29	MFF
Isopropylbenzene (Cumene)	ND	0.50	µg/L	1		SW-846 8260C	7/12/19	7/13/19 4:29	MFF
p-Isopropyltoluene (p-Cymene)	ND	0.50	µg/L	1		SW-846 8260C	7/12/19	7/13/19 4:29	MFF

con-test® ANALYTICAL LABORATORY
39 Spruce Street * East Longmeadow, MA 01028 * FAX 413/525-6405 * TEL. 413/525-2332

Project Location: 1654 King St., Enfield, CT | Sample Description: | Work Order: 19G0494

Date Received: 7/11/2019

Field Sample #: MW-7 | Sampled: 7/10/2019 12:00

Sample ID: 19G0494-04

Sample Matrix: Ground Water

Volatile Organic Compounds by GC/MS

Analyte	Results	RL	Units	Dilution	Flag/Qual	Method	Date Prepared	Date/Time Analyzed	Analyst
Methyl tert-Butyl Ether (MTBE)	ND	0.50	µg/L	1		SW-846 8260C	7/12/19	7/13/19 4:29	MFF
Methylene Chloride	ND	5.0	µg/L	1		SW-846 8260C	7/12/19	7/13/19 4:29	MFF
4-Methyl-2-pentanone (MIBK)	ND	5.0	µg/L	1		SW-846 8260C	7/12/19	7/13/19 4:29	MFF
Naphthalene	ND	2.0	µg/L	1		SW-846 8260C	7/12/19	7/13/19 4:29	MFF
n-Propylbenzene	ND	1.0	µg/L	1		SW-846 8260C	7/12/19	7/13/19 4:29	MFF
Styrene	ND	1.0	µg/L	1		SW-846 8260C	7/12/19	7/13/19 4:29	MFF
1,1,1,2-Tetrachloroethane	ND	0.50	µg/L	1		SW-846 8260C	7/12/19	7/13/19 4:29	MFF
1,1,2,2-Tetrachloroethane	ND	0.50	µg/L	1		SW-846 8260C	7/12/19	7/13/19 4:29	MFF
Tetrachloroethylene	ND	1.0	µg/L	1		SW-846 8260C	7/12/19	7/13/19 4:29	MFF
Tetrahydrofuran	ND	10	µg/L	1		SW-846 8260C	7/12/19	7/13/19 4:29	MFF
Toluene	ND	1.0	µg/L	1		SW-846 8260C	7/12/19	7/13/19 4:29	MFF
1,2,3-Trichlorobenzene	ND	1.0	µg/L	1		SW-846 8260C	7/12/19	7/13/19 4:29	MFF
1,2,4-Trichlorobenzene	ND	0.50	µg/L	1		SW-846 8260C	7/12/19	7/13/19 4:29	MFF
1,1,1-Trichloroethane	ND	0.50	µg/L	1		SW-846 8260C	7/12/19	7/13/19 4:29	MFF
1,1,2-Trichloroethane	ND	0.50	µg/L	1		SW-846 8260C	7/12/19	7/13/19 4:29	MFF
Trichloroethylene	ND	1.0	µg/L	1		SW-846 8260C	7/12/19	7/13/19 4:29	MFF
Trichlorofluoromethane (Freon 11)	ND	2.0	µg/L	1		SW-846 8260C	7/12/19	7/13/19 4:29	MFF
1,2,3-Trichloropropane	ND	0.50	µg/L	1		SW-846 8260C	7/12/19	7/13/19 4:29	MFF
1,1,2-Trichloro-1,2,2-trifluoroethane (Freon 113)	ND	0.50	µg/L	1		SW-846 8260C	7/12/19	7/13/19 4:29	MFF
1,2,4-Trimethylbenzene	ND	0.50	µg/L	1		SW-846 8260C	7/12/19	7/13/19 4:29	MFF
1,3,5-Trimethylbenzene	ND	0.50	µg/L	1		SW-846 8260C	7/12/19	7/13/19 4:29	MFF
Vinyl Chloride	ND	1.0	µg/L	1		SW-846 8260C	7/12/19	7/13/19 4:29	MFF
m+p Xylene	ND	2.0	µg/L	1		SW-846 8260C	7/12/19	7/13/19 4:29	MFF
o-Xylene	ND	1.0	µg/L	1		SW-846 8260C	7/12/19	7/13/19 4:29	MFF

Surrogates	% Recovery	Recovery Limits	Flag/Qual	
1,2-Dichloroethane-d4	101	70-130		7/13/19 4:29
Toluene-d8	100	70-130		7/13/19 4:29
4-Bromofluorobenzene	99.0	70-130		7/13/19 4:29

con-test® ANALYTICAL LABORATORY
39 Spruce Street * East Longmeadow, MA 01028 * FAX 413/525-6405 * TEL. 413/525-2332

Project Location: 1654 King St., Enfield, CT | Sample Description: | Work Order: 19G0494

Date Received: 7/11/2019

Field Sample #: MW-7 | Sampled: 7/10/2019 12:00

Sample ID: 19G0494-04

Sample Matrix: Ground Water

Semivolatile Organic Compounds by GC/MS

Analyte	Results	RL	Units	Dilution	Flag/Qual	Method	Date Prepared	Date/Time Analyzed	Analyst
Acenaphthene (SIM)	ND	0.31	µg/L	1		SW-846 8270D	7/12/19	7/15/19 13:25	CLA
Acenaphthylene (SIM)	ND	0.21	µg/L	1		SW-846 8270D	7/12/19	7/15/19 13:25	CLA
Anthracene (SIM)	ND	0.21	µg/L	1		SW-846 8270D	7/12/19	7/15/19 13:25	CLA
Benzo(a)anthracene (SIM)	ND	0.051	µg/L	1		SW-846 8270D	7/12/19	7/15/19 13:25	CLA
Benzo(a)pyrene (SIM)	ND	0.10	µg/L	1		SW-846 8270D	7/12/19	7/15/19 13:25	CLA
Benzo(b)fluoranthene (SIM)	ND	0.051	µg/L	1		SW-846 8270D	7/12/19	7/15/19 13:25	CLA
Benzo(g,h,i)perylene (SIM)	ND	0.51	µg/L	1		SW-846 8270D	7/12/19	7/15/19 13:25	CLA
Benzo(k)fluoranthene (SIM)	ND	0.21	µg/L	1	V-35	SW-846 8270D	7/12/19	7/15/19 13:25	CLA
Chrysene (SIM)	ND	0.21	µg/L	1		SW-846 8270D	7/12/19	7/15/19 13:25	CLA
Dibenz(a,h)anthracene (SIM)	ND	0.10	µg/L	1	V-35	SW-846 8270D	7/12/19	7/15/19 13:25	CLA
Fluoranthene (SIM)	ND	0.51	µg/L	1		SW-846 8270D	7/12/19	7/15/19 13:25	CLA
Fluorene (SIM)	ND	1.0	µg/L	1		SW-846 8270D	7/12/19	7/15/19 13:25	CLA
Indeno(1,2,3-cd)pyrene (SIM)	ND	0.10	µg/L	1	V-35	SW-846 8270D	7/12/19	7/15/19 13:25	CLA
2-Methylnaphthalene (SIM)	ND	1.0	µg/L	1		SW-846 8270D	7/12/19	7/15/19 13:25	CLA
Naphthalene (SIM)	ND	1.0	µg/L	1		SW-846 8270D	7/12/19	7/15/19 13:25	CLA
Phenanthrene (SIM)	ND	0.051	µg/L	1		SW-846 8270D	7/12/19	7/15/19 13:25	CLA
Pyrene (SIM)	ND	1.0	µg/L	1		SW-846 8270D	7/12/19	7/15/19 13:25	CLA

Surrogates	% Recovery	Recovery Limits	Flag/Qual	
Nitrobenzene-d5 (SIM)	70.5	30-130		7/15/19 13:25
2-Fluorobiphenyl (SIM)	44.2	30-130		7/15/19 13:25
p-Terphenyl-d14 (SIM)	45.3	30-130		7/15/19 13:25

con-test® ANALYTICAL LABORATORY
39 Spruce Street * East Longmeadow, MA 01028 * FAX 413/525-6405 * TEL. 413/525-2332

Project Location: 1654 King St., Enfield, CT | Sample Description: | Work Order: 19G0494

Date Received: 7/11/2019

Field Sample #: MW-7 | Sampled: 7/10/2019 12:00

Sample ID: 19G0494-04

Sample Matrix: Ground Water

Metals Analyses (Total)

Analyte	Results	RL	Units	Dilution	Flag/Qual	Method	Date Prepared	Date/Time Analyzed	Analyst
Antimony	ND	1.0	µg/L	1		SW-846 6020B	7/15/19	7/16/19 12:25	QNW
Arsenic	ND	0.80	µg/L	1		SW-846 6020B	7/15/19	7/16/19 12:25	QNW
Barium	150	10	µg/L	1		SW-846 6020B	7/15/19	7/16/19 12:25	QNW
Beryllium	ND	0.40	µg/L	1		SW-846 6020B	7/15/19	7/16/19 12:25	QNW
Cadmium	ND	0.20	µg/L	1		SW-846 6020B	7/15/19	7/16/19 12:25	QNW
Chromium	ND	1.0	µg/L	1		SW-846 6020B	7/15/19	7/16/19 12:25	QNW
Copper	1.3	1.0	µg/L	1		SW-846 6020B	7/15/19	7/16/19 12:25	QNW
Lead	ND	0.50	µg/L	1		SW-846 6020B	7/15/19	7/16/19 12:25	QNW
Mercury	ND	0.00010	mg/L	1		SW-846 7470A	7/15/19	7/16/19 9:48	AJL
Nickel	ND	5.0	µg/L	1		SW-846 6020B	7/15/19	7/16/19 12:25	QNW
Selenium	ND	5.0	µg/L	1		SW-846 6020B	7/15/19	7/16/19 12:25	QNW
Silver	ND	0.20	µg/L	1		SW-846 6020B	7/15/19	7/16/19 12:25	QNW
Thallium	ND	0.20	µg/L	1		SW-846 6020B	7/15/19	7/16/19 12:25	QNW
Vanadium	ND	5.0	µg/L	1		SW-846 6020B	7/15/19	7/16/19 13:39	MJH
Zinc	ND	10	µg/L	1		SW-846 6020B	7/15/19	7/16/19 12:25	QNW

con-test® ANALYTICAL LABORATORY
39 Spruce Street * East Longmeadow, MA 01028 * FAX 413/525-6405 * TEL. 413/525-2332

Project Location: 1654 King St., Enfield, CT | Sample Description: | Work Order: 19G0494

Date Received: 7/11/2019

Field Sample #: MW-7 | Sampled: 7/10/2019 12:00

Sample ID: 19G0494-04

Sample Matrix: Ground Water

Metals Analyses (Dissolved)

Analyte	Results	RL	Units	Dilution	Flag/Qual	Method	Date Prepared	Date/Time Analyzed	Analyst
Antimony	ND	1.0	µg/L	1		SW-846 6020B	7/12/19	7/15/19 16:13	QNW
Arsenic	ND	0.80	µg/L	1		SW-846 6020B	7/12/19	7/15/19 16:13	QNW
Barium	140	10	µg/L	1		SW-846 6020B	7/12/19	7/15/19 16:13	QNW
Beryllium	ND	0.40	µg/L	1		SW-846 6020B	7/12/19	7/16/19 11:18	QNW
Cadmium	ND	0.20	µg/L	1		SW-846 6020B	7/12/19	7/15/19 16:13	QNW
Chromium	ND	1.0	µg/L	1		SW-846 6020B	7/12/19	7/15/19 16:13	QNW
Copper	1.3	1.0	µg/L	1		SW-846 6020B	7/12/19	7/15/19 16:13	QNW
Lead	ND	0.50	µg/L	1		SW-846 6020B	7/12/19	7/16/19 11:18	QNW
Mercury	ND	0.00010	mg/L	1		SW-846 7470A	7/15/19	7/16/19 9:27	AJL
Nickel	ND	5.0	µg/L	1		SW-846 6020B	7/12/19	7/15/19 16:13	QNW
Selenium	ND	5.0	µg/L	1		SW-846 6020B	7/12/19	7/15/19 16:13	QNW
Silver	ND	0.20	µg/L	1		SW-846 6020B	7/12/19	7/15/19 16:13	QNW
Thallium	ND	0.20	µg/L	1		SW-846 6020B	7/12/19	7/16/19 11:18	QNW
Vanadium	ND	5.0	µg/L	1		SW-846 6020B	7/12/19	7/15/19 16:13	QNW
Zinc	ND	10	µg/L	1		SW-846 6020B	7/12/19	7/15/19 16:13	QNW

con-test® ANALYTICAL LABORATORY
39 Spruce Street * East Longmeadow, MA 01028 * FAX 413/525-6405 * TEL. 413/525-2332

Sample Extraction Data

Prep Method: SW-846 3005A Dissolved-SW-846 6020B

Lab Number [Field ID]	Batch	Initial [mL]	Final [mL]	Date
19G0494-02 [MW-12]	B235383	50.0	50.0	07/12/19
19G0494-03 [DUP20190710]	B235383	50.0	50.0	07/12/19
19G0494-04 [MW-7]	B235383	50.0	50.0	07/12/19

Prep Method: SW-846 3005A-SW-846 6020B

Lab Number [Field ID]	Batch	Initial [mL]	Final [mL]	Date
19G0494-02 [MW-12]	B235528	50.0	50.0	07/15/19
19G0494-03 [DUP20190710]	B235528	50.0	50.0	07/15/19
19G0494-04 [MW-7]	B235528	50.0	50.0	07/15/19

Prep Method: SW-846 7470A Dissolved-SW-846 7470A

Lab Number [Field ID]	Batch	Initial [mL]	Final [mL]	Date
19G0494-02 [MW-12]	B235506	6.00	6.00	07/15/19
19G0494-03 [DUP20190710]	B235506	6.00	6.00	07/15/19
19G0494-04 [MW-7]	B235506	6.00	6.00	07/15/19

Prep Method: SW-846 7470A Prep-SW-846 7470A

Lab Number [Field ID]	Batch	Initial [mL]	Final [mL]	Date
19G0494-02 [MW-12]	B235507	6.00	6.00	07/15/19
19G0494-03 [DUP20190710]	B235507	6.00	6.00	07/15/19
19G0494-04 [MW-7]	B235507	6.00	6.00	07/15/19

Prep Method: SW-846 5030B-SW-846 8260C

Lab Number [Field ID]	Batch	Initial [mL]	Final [mL]	Date
19G0494-01 [TB20190710]	B235346	5	5.00	07/12/19
19G0494-02 [MW-12]	B235346	5	5.00	07/12/19
19G0494-03 [DUP20190710]	B235346	5	5.00	07/12/19
19G0494-04 [MW-7]	B235346	5	5.00	07/12/19

Prep Method: SW-846 3510C-SW-846 8270D

Lab Number [Field ID]	Batch	Initial [mL]	Final [mL]	Date
19G0494-02 [MW-12]	B235392	980	1.00	07/12/19
19G0494-03 [DUP20190710]	B235392	985	1.00	07/12/19
19G0494-04 [MW-7]	B235392	975	1.00	07/12/19

con-test® ANALYTICAL LABORATORY
39 Spruce Street * East Longmeadow, MA 01028 * FAX 413/525-6405 * TEL. 413/525-2332

QUALITY CONTROL

Volatile Organic Compounds by GC/MS - Quality Control

Analyte	Result	Reporting Limit	Units	Spike Level	Source Result	%REC	%REC Limits	RPD	RPD Limit	Notes
Batch B235346 - SW-846 5030B										
Blank (B235346-BLK1)				Prepared: 07/12/19 Analyzed: 07/13/19						
Acetone	ND	10	µg/L							
Acrylonitrile	ND	2.0	µg/L							
Benzene	ND	0.50	µg/L							
Bromobenzene	ND	0.50	µg/L							
Bromodichloromethane	ND	0.50	µg/L							
Bromoform	ND	0.50	µg/L							
Bromomethane	ND	1.0	µg/L							
2-Butanone (MEK)	ND	5.0	µg/L							
n-Butylbenzene	ND	1.0	µg/L							
sec-Butylbenzene	ND	1.0	µg/L							
tert-Butylbenzene	ND	1.0	µg/L							
Carbon Disulfide	ND	5.0	µg/L							
Carbon Tetrachloride	ND	0.50	µg/L							
Chlorobenzene	ND	0.50	µg/L							
Chlorodibromomethane	ND	0.50	µg/L							
Chloroethane	ND	0.50	µg/L							
Chloroform	ND	0.50	µg/L							
Chloromethane	ND	0.60	µg/L							
2-Chlorotoluene	ND	0.50	µg/L							
4-Chlorotoluene	ND	0.50	µg/L							
1,2-Dibromo-3-chloropropane (DBCP)	ND	1.0	µg/L							
1,2-Dibromoethane (EDB)	ND	0.50	µg/L							
Dibromomethane	ND	0.50	µg/L							
1,2-Dichlorobenzene	ND	0.50	µg/L							
1,3-Dichlorobenzene	ND	0.50	µg/L							
1,4-Dichlorobenzene	ND	0.50	µg/L							
trans-1,4-Dichloro-2-butene	ND	2.0	µg/L							
Dichlorodifluoromethane (Freon 12)	ND	0.50	µg/L							
1,1-Dichloroethane	ND	0.50	µg/L							
1,2-Dichloroethane	ND	0.50	µg/L							
1,1-Dichloroethylene	ND	0.50	µg/L							
cis-1,2-Dichloroethylene	ND	0.50	µg/L							
trans-1,2-Dichloroethylene	ND	1.0	µg/L							
1,2-Dichloropropane	ND	0.50	µg/L							
1,3-Dichloropropane	ND	0.50	µg/L							
2,2-Dichloropropane	ND	0.50	µg/L							
1,1-Dichloropropene	ND	0.50	µg/L							
cis-1,3-Dichloropropene	ND	0.50	µg/L							
trans-1,3-Dichloropropene	ND	0.50	µg/L							
Ethylbenzene	ND	0.50	µg/L							
Hexachlorobutadiene	ND	0.60	µg/L							
2-Hexanone (MBK)	ND	5.0	µg/L							
Isopropylbenzene (Cumene)	ND	0.50	µg/L							
p-Isopropyltoluene (p-Cymene)	ND	0.50	µg/L							
Methyl tert-Butyl Ether (MTBE)	ND	0.50	µg/L							
Methylene Chloride	ND	5.0	µg/L							
4-Methyl-2-pentanone (MIBK)	ND	5.0	µg/L							
Naphthalene	ND	2.0	µg/L							
n-Propylbenzene	ND	1.0	µg/L							
Styrene	ND	1.0	µg/L							
1,1,1,2-Tetrachloroethane	ND	0.50	µg/L							
1,1,2,2-Tetrachloroethane	ND	0.50	µg/L							

con-test® ANALYTICAL LABORATORY
39 Spruce Street * East Longmeadow, MA 01028 * FAX 413/525-6405 * TEL. 413/525-2332

QUALITY CONTROL

Volatile Organic Compounds by GC/MS - Quality Control

Analyte	Result	Reporting Limit	Units	Spike Level	Source Result	%REC		%REC Limits	RPD	RPD Limit	Notes
Batch B235346 - SW-846 5030B											
Blank (B235346-BLK1)				Prepared: 07/12/19 Analyzed: 07/13/19							
Tetrachloroethylene	ND	1.0	µg/L								
Tetrahydrofuran	ND	10	µg/L								
Toluene	ND	1.0	µg/L								
1,2,3-Trichlorobenzene	ND	1.0	µg/L								
1,2,4-Trichlorobenzene	ND	0.50	µg/L								
1,1,1-Trichloroethane	ND	0.50	µg/L								
1,1,2-Trichloroethane	ND	0.50	µg/L								
Trichloroethylene	ND	1.0	µg/L								
Trichlorofluoromethane (Freon 11)	ND	2.0	µg/L								
1,2,3-Trichloropropane	ND	0.50	µg/L								
1,1,2-Trichloro-1,2,2-trifluoroethane (Freon 113)	ND	0.50	µg/L								
1,2,4-Trimethylbenzene	ND	0.50	µg/L								
1,3,5-Trimethylbenzene	ND	0.50	µg/L								
Vinyl Chloride	ND	1.0	µg/L								
m+p Xylene	ND	2.0	µg/L								
o-Xylene	ND	1.0	µg/L								
Surrogate: 1,2-Dichloroethane-d4	*25.2*		µg/L	25.0		101		70-130			
Surrogate: Toluene-d8	*24.5*		µg/L	25.0		98.1		70-130			
Surrogate: 4-Bromofluorobenzene	*24.2*		µg/L	25.0		96.7		70-130			
LCS (B235346-BS1)				Prepared & Analyzed: 07/12/19							
Acetone	113	10	µg/L	100		113		70-130			
Acrylonitrile	10.0	2.0	µg/L	10.0		100		70-130			
Benzene	10.3	0.50	µg/L	10.0		103		70-130			
Bromobenzene	10.4	0.50	µg/L	10.0		104		70-130			
Bromodichloromethane	10.5	0.50	µg/L	10.0		105		70-130			
Bromoform	10.5	0.50	µg/L	10.0		105		70-130			
Bromomethane	16.6	1.0	µg/L	10.0		**166**	*	70-130			L-01, V-20
2-Butanone (MEK)	98.6	5.0	µg/L	100		98.6		70-130			
n-Butylbenzene	9.73	1.0	µg/L	10.0		97.3		70-130			
sec-Butylbenzene	10.3	1.0	µg/L	10.0		103		70-130			
tert-Butylbenzene	10.1	1.0	µg/L	10.0		101		70-130			
Carbon Disulfide	115	5.0	µg/L	100		115		70-130			
Carbon Tetrachloride	10.6	0.50	µg/L	10.0		106		70-130			
Chlorobenzene	11.0	0.50	µg/L	10.0		110		70-130			
Chlorodibromomethane	10.5	0.50	µg/L	10.0		105		70-130			
Chloroethane	11.4	0.50	µg/L	10.0		114		70-130			
Chloroform	10.6	0.50	µg/L	10.0		106		70-130			
Chloromethane	13.8	0.60	µg/L	10.0		**138**	*	70-130			L-01, V-20
2-Chlorotoluene	10.6	0.50	µg/L	10.0		106		70-130			
4-Chlorotoluene	10.6	0.50	µg/L	10.0		106		70-130			
1,2-Dibromo-3-chloropropane (DBCP)	9.82	1.0	µg/L	10.0		98.2		70-130			
1,2-Dibromoethane (EDB)	10.6	0.50	µg/L	10.0		106		70-130			
Dibromomethane	11.0	0.50	µg/L	10.0		110		70-130			
1,2-Dichlorobenzene	10.7	0.50	µg/L	10.0		107		70-130			
1,3-Dichlorobenzene	10.6	0.50	µg/L	10.0		106		70-130			
1,4-Dichlorobenzene	10.7	0.50	µg/L	10.0		107		70-130			
trans-1,4-Dichloro-2-butene	9.56	2.0	µg/L	10.0		95.6		70-130			
Dichlorodifluoromethane (Freon 12)	9.85	0.50	µg/L	10.0		98.5		70-130			
1,1-Dichloroethane	9.83	0.50	µg/L	10.0		98.3		70-130			
1,2-Dichloroethane	10.8	0.50	µg/L	10.0		108		70-130			
1,1-Dichloroethylene	12.1	0.50	µg/L	10.0		121		70-130			

con-test® ANALYTICAL LABORATORY
39 Spruce Street * East Longmeadow, MA 01028 * FAX 413/525-6405 * TEL. 413/525-2332

QUALITY CONTROL

Volatile Organic Compounds by GC/MS - Quality Control

Analyte	Result	Reporting Limit	Units	Spike Level	Source Result	%REC	%REC Limits	RPD	RPD Limit	Notes
Batch B235346 - SW-846 5030B										
LCS (B235346-BS1)				Prepared & Analyzed: 07/12/19						
cis-1,2-Dichloroethylene	10.2	0.50	µg/L	10.0		102	70-130			
trans-1,2-Dichloroethylene	10.9	1.0	µg/L	10.0		109	70-130			
1,2-Dichloropropane	10.2	0.50	µg/L	10.0		102	70-130			
1,3-Dichloropropane	10.4	0.50	µg/L	10.0		104	70-130			
2,2-Dichloropropane	8.13	0.50	µg/L	10.0		81.3	70-130			
1,1-Dichloropropene	10.3	0.50	µg/L	10.0		103	70-130			
cis-1,3-Dichloropropene	9.72	0.50	µg/L	10.0		97.2	70-130			
trans-1,3-Dichloropropene	9.66	0.50	µg/L	10.0		96.6	70-130			
Ethylbenzene	10.8	0.50	µg/L	10.0		108	70-130			
Hexachlorobutadiene	11.1	0.60	µg/L	10.0		111	70-130			
2-Hexanone (MBK)	99.7	5.0	µg/L	100		99.7	70-130			
Isopropylbenzene (Cumene)	11.1	0.50	µg/L	10.0		111	70-130			
p-Isopropyltoluene (p-Cymene)	10.1	0.50	µg/L	10.0		101	70-130			
Methyl tert-Butyl Ether (MTBE)	10.5	0.50	µg/L	10.0		105	70-130			
Methylene Chloride	11.4	5.0	µg/L	10.0		114	70-130			
4-Methyl-2-pentanone (MIBK)	102	5.0	µg/L	100		102	70-130			
Naphthalene	10.0	2.0	µg/L	10.0		100	70-130			
n-Propylbenzene	10.7	1.0	µg/L	10.0		107	70-130			
Styrene	10.9	1.0	µg/L	10.0		109	70-130			
1,1,1,2-Tetrachloroethane	10.9	0.50	µg/L	10.0		109	70-130			
1,1,2,2-Tetrachloroethane	10.9	0.50	µg/L	10.0		109	70-130			
Tetrachloroethylene	11.7	1.0	µg/L	10.0		117	70-130			
Tetrahydrofuran	9.61	10	µg/L	10.0		96.1	70-130			
Toluene	10.7	1.0	µg/L	10.0		107	70-130			
1,2,3-Trichlorobenzene	10.0	1.0	µg/L	10.0		100	70-130			
1,2,4-Trichlorobenzene	10.0	0.50	µg/L	10.0		100	70-130			
1,1,1-Trichloroethane	10.9	0.50	µg/L	10.0		109	70-130			
1,1,2-Trichloroethane	10.9	0.50	µg/L	10.0		109	70-130			
Trichloroethylene	11.2	1.0	µg/L	10.0		112	70-130			
Trichlorofluoromethane (Freon 11)	12.1	2.0	µg/L	10.0		121	70-130			
1,2,3-Trichloropropane	10.4	0.50	µg/L	10.0		104	70-130			
1,1,2-Trichloro-1,2,2-trifluoroethane (Freon 113)	12.2	0.50	µg/L	10.0		122	70-130			
1,2,4-Trimethylbenzene	9.75	0.50	µg/L	10.0		97.5	70-130			
1,3,5-Trimethylbenzene	10.3	0.50	µg/L	10.0		103	70-130			
Vinyl Chloride	11.5	1.0	µg/L	10.0		115	70-130			
m+p Xylene	21.8	2.0	µg/L	20.0		109	70-130			
o-Xylene	10.8	1.0	µg/L	10.0		108	70-130			
Surrogate: 1,2-Dichloroethane-d4	*25.0*		µg/L	25.0		100	70-130			
Surrogate: Toluene-d8	*25.2*		µg/L	25.0		101	70-130			
Surrogate: 4-Bromofluorobenzene	*25.0*		µg/L	25.0		100	70-130			

con-test® ANALYTICAL LABORATORY
39 Spruce Street * East Longmeadow, MA 01028 * FAX 413/525-6405 * TEL. 413/525-2332

QUALITY CONTROL

Semivolatile Organic Compounds by GC/MS - Quality Control

Analyte	Result	Reporting Limit	Units	Spike Level	Source Result	%REC	%REC Limits	RPD	RPD Limit	Notes
Batch B235392 - SW-846 3510C										
Blank (B235392-BLK1)				Prepared & Analyzed: 07/12/19						
Acenaphthene (SIM)	ND	0.30	µg/L							
Acenaphthylene (SIM)	ND	0.20	µg/L							
Anthracene (SIM)	ND	0.20	µg/L							
Benzo(a)anthracene (SIM)	ND	0.050	µg/L							
Benzo(a)pyrene (SIM)	ND	0.10	µg/L							
Benzo(b)fluoranthene (SIM)	ND	0.050	µg/L							
Benzo(g,h,i)perylene (SIM)	ND	0.50	µg/L							
Benzo(k)fluoranthene (SIM)	ND	0.20	µg/L							
Chrysene (SIM)	ND	0.20	µg/L							
Dibenz(a,h)anthracene (SIM)	ND	0.10	µg/L							
Fluoranthene (SIM)	ND	0.50	µg/L							
Fluorene (SIM)	ND	1.0	µg/L							
Indeno(1,2,3-cd)pyrene (SIM)	ND	0.10	µg/L							
2-Methylnaphthalene (SIM)	ND	1.0	µg/L							
Naphthalene (SIM)	ND	1.0	µg/L							
Phenanthrene (SIM)	ND	0.050	µg/L							
Pyrene (SIM)	ND	1.0	µg/L							
Surrogate: Nitrobenzene-d5 (SIM)	*64.8*		µg/L	100		64.8	30-130			
Surrogate: 2-Fluorobiphenyl (SIM)	*42.9*		µg/L	100		42.9	30-130			
Surrogate: p-Terphenyl-d14 (SIM)	*52.1*		µg/L	100		52.1	30-130			
LCS (B235392-BS1)				Prepared & Analyzed: 07/12/19						
Acenaphthene (SIM)	31.2	6.0	µg/L	50.0		62.4	40-140			
Acenaphthylene (SIM)	33.1	4.0	µg/L	50.0		66.1	40-140			
Anthracene (SIM)	35.5	4.0	µg/L	50.0		71.0	40-140			
Benzo(a)anthracene (SIM)	34.1	1.0	µg/L	50.0		68.2	40-140			
Benzo(a)pyrene (SIM)	38.7	2.0	µg/L	50.0		77.4	40-140			
Benzo(b)fluoranthene (SIM)	38.8	1.0	µg/L	50.0		77.6	40-140			
Benzo(g,h,i)perylene (SIM)	36.3	10	µg/L	50.0		72.6	40-140			
Benzo(k)fluoranthene (SIM)	38.3	4.0	µg/L	50.0		76.6	40-140			
Chrysene (SIM)	33.2	4.0	µg/L	50.0		66.5	40-140			
Dibenz(a,h)anthracene (SIM)	40.6	2.0	µg/L	50.0		81.2	40-140			
Fluoranthene (SIM)	32.8	10	µg/L	50.0		65.6	40-140			
Fluorene (SIM)	31.8	20	µg/L	50.0		63.6	40-140			
Indeno(1,2,3-cd)pyrene (SIM)	41.4	2.0	µg/L	50.0		82.8	40-140			
2-Methylnaphthalene (SIM)	30.6	20	µg/L	50.0		61.3	40-140			
Naphthalene (SIM)	28.7	20	µg/L	50.0		57.3	40-140			
Phenanthrene (SIM)	32.4	1.0	µg/L	50.0		64.8	40-140			
Pyrene (SIM)	33.3	20	µg/L	50.0		66.7	40-140			
Surrogate: Nitrobenzene-d5 (SIM)	*65.9*		µg/L	100		65.9	30-130			
Surrogate: 2-Fluorobiphenyl (SIM)	*51.4*		µg/L	100		51.4	30-130			
Surrogate: p-Terphenyl-d14 (SIM)	*61.5*		µg/L	100		61.5	30-130			

con-test® ANALYTICAL LABORATORY
39 Spruce Street * East Longmeadow, MA 01028 * FAX 413/525-6405 * TEL. 413/525-2332

QUALITY CONTROL

Semivolatile Organic Compounds by GC/MS - Quality Control

Analyte	Result	Reporting Limit	Units	Spike Level	Source Result	%REC	%REC Limits	RPD	RPD Limit	Notes
Batch B235392 - SW-846 3510C										
LCS Dup (B235392-BSD1)				Prepared & Analyzed: 07/12/19						
Acenaphthene (SIM)	32.6	6.0	µg/L	50.0		65.1	40-140	4.33	20	
Acenaphthylene (SIM)	34.2	4.0	µg/L	50.0		68.5	40-140	3.51	20	
Anthracene (SIM)	37.4	4.0	µg/L	50.0		74.8	40-140	5.22	20	
Benzo(a)anthracene (SIM)	35.1	1.0	µg/L	50.0		70.1	40-140	2.72	20	
Benzo(a)pyrene (SIM)	40.1	2.0	µg/L	50.0		80.1	40-140	3.40	20	
Benzo(b)fluoranthene (SIM)	40.1	1.0	µg/L	50.0		80.2	40-140	3.19	20	
Benzo(g,h,i)perylene (SIM)	37.3	10	µg/L	50.0		74.6	40-140	2.83	20	
Benzo(k)fluoranthene (SIM)	39.2	4.0	µg/L	50.0		78.5	40-140	2.48	20	
Chrysene (SIM)	34.4	4.0	µg/L	50.0		68.7	40-140	3.31	20	
Dibenz(a,h)anthracene (SIM)	42.0	2.0	µg/L	50.0		84.0	40-140	3.34	20	
Fluoranthene (SIM)	34.0	10	µg/L	50.0		68.0	40-140	3.59	20	
Fluorene (SIM)	33.4	20	µg/L	50.0		66.8	40-140	4.91	20	
Indeno(1,2,3-cd)pyrene (SIM)	42.6	2.0	µg/L	50.0		85.3	40-140	2.90	20	‡
2-Methylnaphthalene (SIM)	31.8	20	µg/L	50.0		63.7	40-140	3.84	20	
Naphthalene (SIM)	29.7	20	µg/L	50.0		59.5	40-140	3.70	20	
Phenanthrene (SIM)	34.0	1.0	µg/L	50.0		68.0	40-140	4.82	20	
Pyrene (SIM)	33.9	20	µg/L	50.0		67.8	40-140	1.72	20	
Surrogate: Nitrobenzene-d5 (SIM)	*68.7*		µg/L	100		68.7	30-130			
Surrogate: 2-Fluorobiphenyl (SIM)	*54.1*		µg/L	100		54.1	30-130			
Surrogate: p-Terphenyl-d14 (SIM)	*61.8*		µg/L	100		61.8	30-130			

con-test® ANALYTICAL LABORATORY
39 Spruce Street * East Longmeadow, MA 01028 * FAX 413/525-6405 * TEL. 413/525-2332

QUALITY CONTROL

Metals Analyses (Total) - Quality Control

Analyte	Result	Reporting Limit	Units	Spike Level	Source Result	%REC	%REC Limits	RPD	RPD Limit	Notes
Batch B235507 - SW-846 7470A Prep										
Blank (B235507-BLK1)				Prepared: 07/15/19 Analyzed: 07/16/19						
Mercury	ND	0.00010	mg/L							
LCS (B235507-BS1)				Prepared: 07/15/19 Analyzed: 07/16/19						
Mercury	0.00392	0.00010	mg/L	0.00400		98.1	80-120			
LCS Dup (B235507-BSD1)				Prepared: 07/15/19 Analyzed: 07/16/19						
Mercury	0.00385	0.00010	mg/L	0.00400		96.4	80-120	1.79	20	
Batch B235528 - SW-846 3005A										
Blank (B235528-BLK1)				Prepared: 07/15/19 Analyzed: 07/16/19						
Antimony	ND	1.0	µg/L							
Arsenic	ND	0.80	µg/L							
Barium	ND	10	µg/L							
Beryllium	ND	0.40	µg/L							
Cadmium	ND	0.20	µg/L							
Chromium	ND	1.0	µg/L							
Copper	ND	1.0	µg/L							
Lead	ND	0.50	µg/L							
Nickel	ND	5.0	µg/L							
Selenium	ND	5.0	µg/L							
Silver	ND	0.20	µg/L							
Thallium	ND	0.20	µg/L							
Vanadium	ND	5.0	µg/L							
Zinc	ND	10	µg/L							
LCS (B235528-BS1)				Prepared: 07/15/19 Analyzed: 07/16/19						
Antimony	553	10	µg/L	500		111	80-120			
Arsenic	550	8.0	µg/L	500		110	80-120			
Barium	538	100	µg/L	500		108	80-120			
Beryllium	566	4.0	µg/L	500		113	80-120			
Cadmium	549	2.0	µg/L	500		110	80-120			
Chromium	528	10	µg/L	500		106	80-120			
Copper	1060	10	µg/L	1000		106	80-120			
Lead	545	5.0	µg/L	500		109	80-120			
Nickel	537	50	µg/L	500		107	80-120			
Selenium	556	50	µg/L	500		111	80-120			
Silver	534	2.0	µg/L	500		107	80-120			
Thallium	519	2.0	µg/L	500		104	80-120			
Vanadium	520	50	µg/L	500		104	80-120			
Zinc	1100	100	µg/L	1000		110	80-120			

con-test® ANALYTICAL LABORATORY
39 Spruce Street * East Longmeadow, MA 01028 * FAX 413/525-6405 * TEL. 413/525-2332

QUALITY CONTROL

Metals Analyses (Total) - Quality Control

Analyte	Result	Reporting Limit	Units	Spike Level	Source Result	%REC	%REC Limits	RPD		RPD Limit	Notes
Batch B235528 - SW-846 3005A											
LCS Dup (B235528-BSD1)				Prepared: 07/15/19 Analyzed: 07/16/19							
Antimony	548	10	µg/L	500		110	80-120	1.02		20	
Arsenic	545	8.0	µg/L	500		109	80-120	0.868		20	
Barium	534	100	µg/L	500		107	80-120	0.738		20	
Beryllium	548	4.0	µg/L	500		110	80-120	3.25		20	
Cadmium	546	2.0	µg/L	500		109	80-120	0.541		20	
Chromium	526	10	µg/L	500		105	80-120	0.491		20	
Copper	1060	10	µg/L	1000		106	80-120	0.715		20	
Lead	536	5.0	µg/L	500		107	80-120	1.58		20	
Nickel	527	50	µg/L	500		105	80-120	1.88		20	
Selenium	550	50	µg/L	500		110	80-120	1.05		20	
Silver	537	2.0	µg/L	500		107	80-120	0.563		20	
Thallium	512	2.0	µg/L	500		102	80-120	1.41		20	
Vanadium	521	50	µg/L	500		104	80-120	0.102		20	
Zinc	1090	100	µg/L	1000		109	80-120	0.858		20	
Duplicate (B235528-DUP1)	**Source: 19G0494-03**			Prepared: 07/15/19 Analyzed: 07/16/19							
Antimony	ND	1.0	µg/L		ND			NC		20	
Arsenic	1.07	0.80	µg/L		1.39			**25.8**	*	20	R-04
Barium	815	100	µg/L		802			1.56		20	
Beryllium	ND	0.40	µg/L		ND			NC		20	
Cadmium	ND	0.20	µg/L		ND			NC		20	
Chromium	ND	1.0	µg/L		ND			NC		20	
Copper	ND	1.0	µg/L		ND			NC		20	
Lead	ND	0.50	µg/L		ND			NC		20	
Nickel	ND	5.0	µg/L		ND			NC		20	
Selenium	ND	5.0	µg/L		ND			NC		20	
Silver	ND	0.20	µg/L		ND			NC		20	
Thallium	ND	0.20	µg/L		ND			NC		20	
Vanadium	ND	5.0	µg/L		ND			NC		20	
Zinc	41.9	10	µg/L		41.8			0.241		20	
Matrix Spike (B235528-MS1)	**Source: 19G0494-03**			Prepared: 07/15/19 Analyzed: 07/16/19							
Antimony	544	10	µg/L	500	ND	109	75-125				
Arsenic	548	8.0	µg/L	500	ND	110	75-125				
Barium	1370	100	µg/L	500	802	114	75-125				
Beryllium	553	4.0	µg/L	500	ND	111	75-125				
Cadmium	544	2.0	µg/L	500	ND	109	75-125				
Chromium	527	10	µg/L	500	ND	105	75-125				
Copper	1050	10	µg/L	1000	ND	105	75-125				
Lead	543	5.0	µg/L	500	ND	109	75-125				
Nickel	531	50	µg/L	500	ND	106	75-125				
Selenium	557	50	µg/L	500	ND	111	75-125				
Silver	472	2.0	µg/L	500	ND	94.3	75-125				
Thallium	519	2.0	µg/L	500	ND	104	75-125				
Vanadium	506	50	µg/L	500	ND	101	75-125				
Zinc	1130	100	µg/L	1000	41.8	109	75-125				

con-test® ANALYTICAL LABORATORY
39 Spruce Street * East Longmeadow, MA 01028 * FAX 413/525-6405 * TEL. 413/525-2332

QUALITY CONTROL

Metals Analyses (Dissolved) - Quality Control

Analyte	Result	Reporting Limit	Units	Spike Level	Source Result	%REC	%REC Limits	RPD	RPD Limit	Notes
Batch B235383 - SW-846 3005A Dissolved										
Blank (B235383-BLK1)				Prepared: 07/12/19 Analyzed: 07/15/19						
Antimony	ND	1.0	µg/L							
Arsenic	ND	0.80	µg/L							
Barium	ND	10	µg/L							
Beryllium	ND	0.40	µg/L							
Cadmium	ND	0.20	µg/L							
Chromium	ND	1.0	µg/L							
Copper	ND	1.0	µg/L							
Lead	ND	0.50	µg/L							
Nickel	ND	5.0	µg/L							
Selenium	ND	5.0	µg/L							
Silver	ND	0.20	µg/L							
Thallium	ND	0.20	µg/L							
Vanadium	ND	5.0	µg/L							
Zinc	ND	10	µg/L							
LCS (B235383-BS1)				Prepared: 07/12/19 Analyzed: 07/15/19						
Antimony	537	10	µg/L	500		107	80-120			
Arsenic	515	8.0	µg/L	500		103	80-120			
Barium	505	100	µg/L	500		101	80-120			
Beryllium	538	4.0	µg/L	500		108	80-120			
Cadmium	518	2.0	µg/L	500		104	80-120			
Chromium	520	10	µg/L	500		104	80-120			
Copper	1010	10	µg/L	1000		101	80-120			
Lead	533	5.0	µg/L	500		107	80-120			
Nickel	514	50	µg/L	500		103	80-120			
Selenium	529	50	µg/L	500		106	80-120			
Silver	509	2.0	µg/L	500		102	80-120			
Thallium	480	2.0	µg/L	500		96.0	80-120			
Vanadium	525	50	µg/L	500		105	80-120			
Zinc	1030	100	µg/L	1000		103	80-120			
LCS Dup (B235383-BSD1)				Prepared: 07/12/19 Analyzed: 07/15/19						
Antimony	532	10	µg/L	500		106	80-120	0.934	20	
Arsenic	504	8.0	µg/L	500		101	80-120	2.21	20	
Barium	499	100	µg/L	500		99.8	80-120	1.13	20	
Beryllium	540	4.0	µg/L	500		108	80-120	0.316	20	
Cadmium	512	2.0	µg/L	500		102	80-120	1.21	20	
Chromium	511	10	µg/L	500		102	80-120	1.72	20	
Copper	995	10	µg/L	1000		99.5	80-120	1.04	20	
Lead	522	5.0	µg/L	500		104	80-120	2.01	20	
Nickel	508	50	µg/L	500		102	80-120	1.05	20	
Selenium	511	50	µg/L	500		102	80-120	3.46	20	
Silver	500	2.0	µg/L	500		100	80-120	1.71	20	
Thallium	472	2.0	µg/L	500		94.3	80-120	1.73	20	
Vanadium	529	50	µg/L	500		106	80-120	0.767	20	
Zinc	1020	100	µg/L	1000		102	80-120	0.961	20	

con-test® ANALYTICAL LABORATORY
39 Spruce Street * East Longmeadow, MA 01028 * FAX 413/525-6405 * TEL. 413/525-2332

QUALITY CONTROL

Metals Analyses (Dissolved) - Quality Control

Analyte	Result	Reporting Limit	Units	Spike Level	Source Result	%REC		%REC Limits	RPD	RPD Limit	Notes
Batch B235383 - SW-846 3005A Dissolved											
Duplicate (B235383-DUP1)	**Source: 19G0494-02**			Prepared: 07/12/19 Analyzed: 07/15/19							
Antimony	ND	1.0	µg/L		ND				NC	20	
Arsenic	1.26	0.80	µg/L		1.16				8.00	20	
Barium	860	100	µg/L		864				0.431	20	
Beryllium	ND	4.0	µg/L		ND				NC	20	
Cadmium	ND	0.20	µg/L		ND				NC	20	
Chromium	ND	1.0	µg/L		ND				NC	20	
Copper	ND	1.0	µg/L		ND				NC	20	
Lead	ND	0.50	µg/L		ND				NC	20	
Nickel	ND	5.0	µg/L		ND				NC	20	
Selenium	ND	5.0	µg/L		ND				NC	20	
Silver	ND	0.20	µg/L		ND				NC	20	
Thallium	ND	0.20	µg/L		ND				NC	20	
Vanadium	ND	5.0	µg/L		ND				NC	20	
Zinc	ND	10	µg/L		ND				NC	20	
Matrix Spike (B235383-MS1)	**Source: 19G0494-02**			Prepared: 07/12/19 Analyzed: 07/15/19							
Antimony	533	10	µg/L	500	ND	107		75-125			
Arsenic	512	8.0	µg/L	500	ND	102		75-125			
Barium	1290	100	µg/L	500	864	85.2		75-125			
Beryllium	549	4.0	µg/L	500	ND	110		75-125			
Cadmium	514	2.0	µg/L	500	ND	103		75-125			
Chromium	507	10	µg/L	500	ND	101		75-125			
Copper	976	10	µg/L	1000	ND	97.6		75-125			
Lead	519	5.0	µg/L	500	ND	104		75-125			
Nickel	504	50	µg/L	500	ND	101		75-125			
Selenium	517	50	µg/L	500	ND	103		75-125			
Silver	366	2.0	µg/L	500	ND	**73.2**	*	75-125			MS-07
Thallium	478	2.0	µg/L	500	ND	95.6		75-125			
Vanadium	534	50	µg/L	500	ND	107		75-125			
Zinc	1020	100	µg/L	1000	ND	102		75-125			
Batch B235506 - SW-846 7470A Dissolved											
Blank (B235506-BLK1)				Prepared: 07/15/19 Analyzed: 07/16/19							
Mercury	ND	0.00010	mg/L								
LCS (B235506-BS1)				Prepared: 07/15/19 Analyzed: 07/16/19							
Mercury	0.00378	0.00010	mg/L	0.00400		94.5		80-120			
LCS Dup (B235506-BSD1)				Prepared: 07/15/19 Analyzed: 07/16/19							
Mercury	0.00371	0.00010	mg/L	0.00400		92.8		80-120	1.85	20	

con-test® ANALYTICAL LABORATORY
39 Spruce Street * East Longmeadow, MA 01028 * FAX 413/525-6405 * TEL. 413/525-2332

FLAG/QUALIFIER SUMMARY

*	QC result is outside of established limits.
†	Wide recovery limits established for difficult compound.
‡	Wide RPD limits established for difficult compound.
#	Data exceeded client recommended or regulatory level
ND	Not Detected
RL	Reporting Limit is at the level of quantitation (LOQ)
DL	Detection Limit is the lower limit of detection determined by the MDL study
MCL	Maximum Contaminant Level
	Percent recoveries and relative percent differences (RPDs) are determined by the software using values in the calculation which have not been rounded.
	No results have been blank subtracted unless specified in the case narrative section.
L-01	Laboratory fortified blank /laboratory control sample recovery outside of control limits. Data validation is not affected since all results are "not detected" for all samples in this batch for this compound and bias is on the high side.
MS-07	Matrix spike recovery is outside of control limits. Analysis is in control based on laboratory fortified blank recovery.Possibility of sample matrix effects that lead to low bias for reported result or non-homogeneous sample aliquot cannot be eliminated.
R-04	Duplicate relative percent difference (RPD) is a less useful indicator of sample precision for sample results that are <5 times the reporting limit (RL).
V-20	Continuing calibration verification (CCV) did not meet method specifications and was biased on the high side. Data validation is not affected since sample result was "not detected" for this compound.
V-35	Initial calibration verification (ICV) did not meet method specifications and was biased on the high side for this compound. Reported result is estimated.

con-test® ANALYTICAL LABORATORY
39 Spruce Street * East Longmeadow, MA 01028 * FAX 413/525-6405 * TEL. 413/525-2332

CERTIFICATIONS

Certified Analyses included in this Report

Analyte	Certifications
SW-846 6020B in Water	
Antimony	CT,NH,NY,ME,VA,NC
Antimony	CT,NH,NY,ME,VA,NC
Arsenic	CT,NH,NY,ME,VA,NC
Arsenic	CT,NH,NY,NC,ME,VA
Barium	CT,NH,NY,ME,VA,NC
Barium	MA,NY,CT,NC,NH,ME,VA
Beryllium	CT,NH,NY,NC,ME,VA
Beryllium	CT,NH,NY,ME,VA,NC
Cadmium	CT,NH,NY,NC,ME,VA
Cadmium	CT,NH,NY,RI,ME,VA,NC
Chromium	CT,NH,NY,NC,ME,VA
Chromium	CT,NH,NY,ME,VA,NC
Copper	CT,NH,NY,ME,VA,NC
Copper	CT,NH,NY,NC,ME,VA
Lead	CT,NH,NY,ME,VA,NC
Lead	CT,NH,NY,NC,ME,VA
Nickel	CT,NH,NY,NC,ME,VA
Nickel	CT,NH,NY,ME,VA,NC
Selenium	CT,NH,NY,NC,ME,VA
Selenium	CT,NH,NY,ME,VA,NC
Silver	CT,NC,NH,NY,ME,VA
Silver	CT,NH,NY,ME,VA,NC
Thallium	CT,NH,NY,ME,VA,NC
Thallium	CT,NH,NY,NC,ME,VA
Vanadium	CT,NH,NY,NC,ME,VA
Vanadium	CT,NH,NY,ME,VA,NC
Zinc	CT,NH,NY,NC,ME,VA
Zinc	CT,NH,NY,ME,VA,NC
SW-846 7470A in Water	
Mercury	CT,NH,NY,NC,ME,VA
Mercury	CT,NH,NY,NC,ME,VA
SW-846 8260C in Water	
Acetone	CT,NH,NY,ME
Acrylonitrile	CT,NY,ME
Benzene	CT,NH,NY,ME
Bromobenzene	NY
Bromodichloromethane	CT,NH,NY,ME
Bromoform	CT,NH,NY,ME
Bromomethane	CT,NH,NY,ME
2-Butanone (MEK)	CT,NH,NY,ME
n-Butylbenzene	NY,ME
sec-Butylbenzene	NY,ME
tert-Butylbenzene	NY,ME
Carbon Disulfide	CT,NH,NY,ME
Carbon Tetrachloride	CT,NH,NY,ME
Chlorobenzene	CT,NH,NY,ME

con-test® ANALYTICAL LABORATORY
39 Spruce Street * East Longmeadow, MA 01028 * FAX 413/525-6405 * TEL. 413/525-2332

CERTIFICATIONS

Certified Analyses included in this Report

Analyte	Certifications
SW-846 8260C in Water	
Chlorodibromomethane	CT,NH,NY,ME
Chloroethane	CT,NH,NY,ME
Chloroform	CT,NH,NY,ME
Chloromethane	CT,NH,NY,ME
2-Chlorotoluene	NY,ME
4-Chlorotoluene	NY,ME
1,2-Dibromo-3-chloropropane (DBCP)	NY
1,2-Dibromoethane (EDB)	NY
Dibromomethane	NH,NY,ME
1,2-Dichlorobenzene	CT,NY,ME
1,3-Dichlorobenzene	CT,NH,NY,ME
1,4-Dichlorobenzene	CT,NH,NY,ME
trans-1,4-Dichloro-2-butene	NH,NY,ME
Dichlorodifluoromethane (Freon 12)	NH,NY,ME
1,1-Dichloroethane	CT,NH,NY,ME
1,2-Dichloroethane	CT,NH,NY,ME
1,1-Dichloroethylene	CT,NH,NY,ME
cis-1,2-Dichloroethylene	NY,ME
trans-1,2-Dichloroethylene	CT,NH,NY,ME
1,2-Dichloropropane	CT,NH,NY,ME
1,3-Dichloropropane	NY,ME
2,2-Dichloropropane	NH,NY,ME
1,1-Dichloropropene	NH,NY,ME
cis-1,3-Dichloropropene	CT,NH,NY,ME
trans-1,3-Dichloropropene	CT,NH,NY,ME
Ethylbenzene	CT,NH,NY,ME
Hexachlorobutadiene	CT,NH,NY,ME
2-Hexanone (MBK)	CT,NH,NY,ME
Isopropylbenzene (Cumene)	NY,ME
p-Isopropyltoluene (p-Cymene)	CT,NH,NY,ME
Methyl tert-Butyl Ether (MTBE)	CT,NH,NY,ME
Methylene Chloride	CT,NH,NY,ME
4-Methyl-2-pentanone (MIBK)	CT,NH,NY,ME
Naphthalene	NH,NY,ME
n-Propylbenzene	CT,NH,NY,ME
Styrene	CT,NH,NY,ME
1,1,1,2-Tetrachloroethane	CT,NH,NY,ME
1,1,2,2-Tetrachloroethane	CT,NH,NY,ME
Tetrachloroethylene	CT,NH,NY,ME
Toluene	CT,NH,NY,ME
1,2,3-Trichlorobenzene	NH,NY,ME
1,2,4-Trichlorobenzene	CT,NH,NY,ME
1,1,1-Trichloroethane	CT,NH,NY,ME
1,1,2-Trichloroethane	CT,NH,NY,ME
Trichloroethylene	CT,NH,NY,ME
Trichlorofluoromethane (Freon 11)	CT,NH,NY,ME
1,2,3-Trichloropropane	NH,NY,ME

con-test® ANALYTICAL LABORATORY
39 Spruce Street * East Longmeadow, MA 01028 * FAX 413/525-6405 * TEL. 413/525-2332

CERTIFICATIONS

Certified Analyses included in this Report

Analyte	Certifications
SW-846 8260C in Water	
1,1,2-Trichloro-1,2,2-trifluoroethane (Freon 113)	NY
1,2,4-Trimethylbenzene	NY,ME
1,3,5-Trimethylbenzene	NY,ME
Vinyl Chloride	CT,NH,NY,ME
m+p Xylene	NH,NY,ME
o-Xylene	NH,NY,ME

The CON-TEST Environmental Laboratory operates under the following certifications and accreditations:

Code	Description	Number	Expires
AIHA	AIHA-LAP, LLC - ISO17025:2005	100033	03/1/2020
MA	Massachusetts DEP	M-MA100	06/30/2020
CT	Connecticut Department of Publilc Health	PH-0567	09/30/2019
NY	New York State Department of Health	10899 NELAP	04/1/2020
NH-S	New Hampshire Environmental Lab	2516 NELAP	02/5/2020
RI	Rhode Island Department of Health	LAO00112	12/30/2019
NC	North Carolina Div. of Water Quality	652	12/31/2019
NJ	New Jersey DEP	MA007 NELAP	06/30/2020
FL	Florida Department of Health	E871027 NELAP	06/30/2020
VT	Vermont Department of Health Lead Laboratory	LL015036	07/30/2020
ME	State of Maine	2011028	06/9/2021
VA	Commonwealth of Virginia	460217	12/14/2019
NH-P	New Hampshire Environmental Lab	2557 NELAP	09/6/2019
VT-DW	Vermont Department of Health Drinking Water	VT-255716	06/12/2020
NC-DW	North Carolina Department of Health	25703	07/31/2019
PA	Commonwealth of Pennsylvania DEP	68-05812	06/30/2020

RJM19G0494

con-test ANALYTICAL LABORATORY

Phone: 413-525-2332
Fax: 413-525-6405
Email: info@contestlabs.com

http://www.contestlabs.com

Doc # 381 Rev 1_03242017

CHAIN OF CUSTODY RECORD

39 Spruce Street
East Longmeadow, MA 01028

Page 1 of 1

Company Name: Apex Companies LLC
Address: 58 H Connecticut Ave, South Windsor CT
Phone: 860 - 282-1700
Project Name: Eversource Energy - Enfield
Project Location: 1654 King St, Enfield, CT
Project Number: 6089-012
Project Manager: Donna Kask
Con-Test Quote Name/Number: 6089-012
Invoice Recipient: Apex
Sampled By: M Ludwig

Requested Turnaround Time
7-Day ☑ 10-Day ☐
Due Date:

Rush Approval Required
1-Day ☐ 3-Day ☐
2-Day ☐ 4-Day ☐

Data Delivery
Format: PDF ☑ EXCEL ☐
Other:
CLP Like Data Pkg Required: ☐
Email To: dkask@apexcos.com
Fax To #:

Con-Test Work Order#	Client Sample ID / Description	Beginning Date/Time	Ending Date/Time	Composite	Grab	[1]Matrix Code	Conc Code	# of Containers	[2] Preservation Code	[3] Container Code	VOC's 8260	PAH 8270	Total RSR metals	Dissolved RSR Metals
								11	6	3	3			
								H	I	N	N			
								V	A	P	P			
01	TB20190710	7/10/19	8:30			GW	C				X			
02	MW-12	7/10/19	9:15		X	GW	U				X	X	X	X
03	DUP20190710	7/10/19	—		X	GW	U				X	X	X	X
04	MW-7	7/10/19	12:00		X	GW	U				X	X	X	X

ANALYSIS REQUESTED

Dissolved Metals Samples
☑ Field Filtered
○ Lab to Filter

Orthophosphate Samples
○ Field Filtered
○ Lab to Filter

[1] **Matrix Codes:**
GW = Ground Water
WW = Waste Water
DW = Drinking Water
A = Air
S = Soil
SL = Sludge
SOL = Solid
O = Other (please define) Trip Blank

[2] **Preservation Codes:**
I = Iced
H = HCL
M = Methanol
N = Nitric Acid
S = Sulfuric Acid
B = Sodium Bisulfate
X = Sodium Hydroxide
T = Sodium Thiosulfate
O = Other (please define)

[3] **Container Codes:**
A = Amber Glass
G = Glass
P = Plastic
ST = Sterile
V = Vial
S = Summa Canister
T = Tedlar Bag
O = Other (please define)

Comments:

Please use the following codes to indicate possible sample concentration within the **Conc Code** column above:
H - High; M - Medium; L - Low; C - Clean; U - Unknown

Relinquished by: (signature)	Date/Time: 7/10/19	
Received by: (signature)	Date/Time: 7/10/19	
Relinquished by: (signature)	Date/Time: 7/11/19 1250	
Received by: (signature)	Date/Time: 7/11/19 440	
Relinquished by: (signature)	Date/Time:	
Received by: (signature)	Date/Time: 7/11/2019 1648	

Detection Limit Requirements
MA
GW1 CT RSR
RES VC, I/C VC, SW PC

Special Requirements
☐ MA MCP Required
☐ MCP Certification Form Required
☑ CT RCP Required
☐ RCP Certification Form Required
☐ MA State DW Required
PWSID #

con-test ANALYTICAL LABORATORY www.contestlabs.com
NELAC and AIHA-LAP, LLC Accredited

Project Entity
☐ Government ☐ Municipality ☐ MWRA ☐ WRTA
☐ Federal ☐ 21 J ☐ School
☐ City ☐ Brownfield ☐ MBTA

Other
☐ Chromatogram
☐ AIHA-LAP, LLC

PCB ONLY
☐ Soxhlet
☐ Non Soxhlet

I Have Not Confirmed Sample Container Numbers With Lab Staff Before Relinquishing Over Samples_____

con-test® ANALYTICAL LABORATORY

Doc# 277 Rev 5 2017

Login Sample Receipt Checklist - (Rejection Criteria Listing - Using Acceptance Policy) Any False Statement will be brought to the attention of the Client - State True or False

Client Apex

Received By CF Date 7/11/2019 Time 1648

How were the samples received? In Cooler T No Cooler _____ On Ice T No Ice _____

Direct from Sampling _____ Ambient _____ Melted Ice _____

By Gun # 4 Actual Temp - 5.6

Were samples within Temperature? 2-6°C T By Blank # _____ Actual Temp - _____

Was Custody Seal Intact? N/A Were Samples Tampered with? N/A

Was COC Relinquished ? T Does Chain Agree With Samples? T

Are there broken/leaking/loose caps on any samples? F

Is COC in ink/ Legible? T Were samples received within holding time? T

Did COC include all pertinent Information? Client T Analysis T Sampler Name T

Project T ID's T Collection Dates/Times T

Are Sample labels filled out and legible? T

Are there Lab to Filters? F Who was notified? _____

Are there Rushes? F Who was notified? _____

Are there Short Holds? F Who was notified? _____

Is there enough Volume? T

Is there Headspace where applicable? F MS/MSD? F

Proper Media/Containers Used? T Is splitting samples required? F

Were trip blanks received? T On COC? T

Do all samples have the proper pH? Acid T Base _____

Vials	#	Containers:	#		#		#
Unp-		1 Liter Amb.	6	1 Liter Plastic		16 oz Amb.	
HCL-	12	500 mL Amb.		500 mL Plastic	6	8oz Amb/Clear	
Meoh-		250 mL Amb.		250 mL Plastic		4oz Amb/Clear	
Bisulfate-		Flashpoint		Col./Bacteria		2oz Amb/Clear	
DI-		Other Glass		Other Plastic		Encore	
Thiosulfate-		SOC Kit		Plastic Bag		Frozen:	
Sulfuric-		Perchlorate		Ziplock			

Unused Media

Vials	#	Containers:	#		#		#
Unp-		1 Liter Amb.		1 Liter Plastic		16 oz Amb.	
HCL-		500 mL Amb.		500 mL Plastic		8oz Amb/Clear	
Meoh-		250 mL Amb.		250 mL Plastic		4oz Amb/Clear	
Bisulfate-		Col./Bacteria		Flashpoint		2oz Amb/Clear	
DI-		Other Plastic		Other Glass		Encore	
Thiosulfate-		SOC Kit		Plastic Bag		Frozen:	
Sulfuric-		Perchlorate		Ziplock			

Comments:

REASONABLE CONFIDENCE PROTOCOL
LABORATORY ANALYSIS QA/QC CERTIFICATION FORM

Laboratory Name: Con-Test Analytical Laboratory

Client: Apex Companies, LLC - South Windsor, C

Project Location: 1654 King St., Enfield, CT

Project Number: 19G0494

Laboratory Sample ID(s):
19G0494-01 thru 19G0494-04

Sample Date(s):
07/10/2019

List RCP Methods Used:

, , SW-846 6020B, SW-846 7470A, SW-846 8260C, SW-846 8270D

1	For each analytical method referenced in this laboratory report package, were all specified QA/QC performance criteria followed, including the requirement to explain any criteria falling outside of acceptable guidelines, as specified in the CTDEP method-specific Reasonable Confidence Protocol documents?	☑ Yes ☐ No
1A	Were the method specified preservation and holding time requirements met?	☑ Yes ☐ No
1B	VPH and EPH Methods only: Was the VPH and EPH method conducted without significant modifications (see Section 11.3 of respective RCP methods)?	☐ Yes ☐ No ☑ N/A
2	Were all samples received by the laboratory in a condition consistent with that described on the associated chain-of-custody document(s)?	☑ Yes ☐ No
3	Were samples received at an appropriate temperature (< 6 degrees C.)?	☑ Yes ☐ No ☐ N/A
4	Were all QA/QC performance criteria specified in the CTDEP Reasonable Confidence Protocol documents achieved?	☐ Yes ☑ No
5A	Were reporting limits specified or referenced on the chain-of-custody?	☑ Yes ☐ No
5B	Were these reporting limits met?	☐ Yes ☑ No
6	For each analytical method referenced in this laboratory report package, were results reported for all constituents identified in the method-specific analyte lists presented in the Reasonable Confidence Protocol documents?	☐ Yes ☑ No
7	Are project-specific matrix spikes and laboratory duplicates included in this data set?	☑ Yes ☐ No

Notes: For all questions to which the response was "No" (with the exception of question #7), additional information must be provided in an attached narrative. If the answer to question #1, #1A, or #1B is "No", the data package does not meet the requirements for "Reasonable Confidence."
This form may not be altered and all questions must be answered.

Lisa A. Worthington

I, the undersigned, attest under the pains and penalties of perjury that, to the best of my knowledge and belief and based upon my personal inquiry of those responsible for providing the information contained in this analytical report, such information is accurate and complete.

Authorized Signature: Lisa Worthington **Position:** Technical Representative

Printed Name: Lisa A. Worthington **Date:** 07/17/19

Name of Laboratory: Con-Test Analytical Laboratory

This certification form is to be used for RCP methods only.