Electronic Transmittal Form for DEEP Remediation, LUST, and PCB Secure File Transfer (SFT)

DEPARTMENT OF ENERGY AND ENVIRONMENTAL PROTECTION
REMEDIATION DIVISION, PCB PROGRAM, AND
LEAKING UNDERGROUND STORAGE TANK COORDINATION PROGRAM
www.ct.gov/deep

This Electronic Transmittal Form must be completed and included as the cover sheet of your electronic document when uploading a document to the Connecticut SFT website. Requirements for Transmittals through the SFT website:

- Documents submitted through the SFT website must include all applicable figures, tables and laboratory data.
- Files must be formatted as PDF/A and use the appropriate naming convention:
  - For Remediation Filings: **REM_REMID #_SiteAddress_Town_DocumentType_DateofDocument**
  - For LUST Filings: **LUST_SiteAddress_Town_AbbreviationForDocumentType_DateofDocument**
  - For PCB Filings: **PCB_SiteAddress_Town_AbbreviationForDocumentType_DateofDocument**
  Example: LUST_1MainStreet_Hartford_ESA_01-01-2001
  Note: For "AbbreviationForDocumentType" use appropriate abbreviation at Transmittal of Documents
- If no Rem ID assigned (new filing) or REM ID is unknown leave field blank

Part I: Primary Recipient*: Remediation Program (* required)

For Remediation documents:	For PCB/LUST documents:
Primary Program*: Property Transfer	UST Facility ID: (if applicable)
Rem ID*: 3688	Spill Case Number: (if known)

Part II: Site Information

Site Name*: Former Enfield CI&P Area Work Center
Site Address*: 1654 King Street
City/Town*: Enfield State: CT Zip Code: 06082

Secondary Programs (complete as many as applicable for this document):

Program: Select Secondary Program	Project ID:
Program: Select Secondary Program	Project ID:
Program: Select Secondary Program	Project ID:
Program: Select Secondary Program	Project ID:

Provide Project ID for each secondary program if it is known.
Each program has a unique ID (i.e. Rem ID, Spill Case #, UST Facility ID, etc.)

Part III: Document Information (document type required for appropriate program[s] only)

Remediation*: Annual Report
LUST/PCB*: LUST/PCB Document Type
Date of Document*: 1/12/2024 Version: Final

Part IV: Submitter Information

Name*: Kevin Paradise
E-mail*: kparadise@lightshipengineering.com
Name of business this document is being submitted on behalf of and contact person email: *
Eversource Energy

LIGHTSHIP ENGINEERING

ASSESSMENT AND REMEDIATION • CIVIL ENGINEERING • ENERGY MANAGEMENT • WATER AND WASTEWATER MANAGEMENT • PERMITTING

January 12, 2024

Ms. Claire Quinn
Connecticut Department of Energy and Environmental Protection
Bureau of Water Protection and Land Reuse
Remediation Division
North Central District
79 Elm Street
Hartford, CT 06106-5127

RE: Biannual Status Report – 2022 and 2023
Former CL&P Area Work Center
1654 King Street
Enfield, Connecticut
CTDEEP Remediation ID: 3688
Lightship Engineering Project No. 500.101.1

To Whom it May Concern:

As requested by the Connecticut Department of Energy and Environmental Protection ("CTDEEP"), Lightship Engineering, LLC ("Lightship Engineering") on behalf of Eversource Energy ("Eversource") has prepared this biannual status report for the years 2022 and 2023 in connection with the former CL&P Area Work Center property located at 1654 King Street in Enfield, Connecticut (the "Site"). A Site Locus Map and Site Map are provided as Figures 1 and 2, Attachment A, respectively.

Site Background and Current Regulatory Status

The information set forth in this section is based on information provided by Eversource and set forth in previous reports prepared by Apex Companies, LLC ("Apex") to the CTDEEP.

- Connecticut Light and Power ("CL&P" – a predecessor to Eversource) sold the Site to Joseph F. Petronella on December 31, 1997.
- Joseph F. Petronella sold the property to JFP Realty, Inc. ("JFP") on September 11, 2000. JFP Realty is the present property owner.
- CL&P (and therefore Eversource) remains the certifying party for the December 31, 1997 property transfer pursuant to the Connecticut Transfer Act (CGS §22a-134).
- The Site was used by CL&P as an Area Work Center from 1944 to 1995. The AWC included offices for accounting and support services, line crews, transformer repairs and storage, vehicle fueling and maintenance facilities for company vehicles.
- The following historical structures and Site areas were associated with the former CL&P Area Work Center at the locations indicated on Figure 2, Attachment A:
    - Service Building;
    - Garage Building;

  - Covered Parking Structure;
  - Transformer Storage Area;
  - Former Remediation Shed;
  - Former Gasoline Dispenser;
  - Paved Areas; and
  - Gravel Storage Area

- A Form III was submitted to the CTDEEP in 1989, as a result of a property transfer.
- Since 1989, various subsurface investigations and assessment have been conducted.
- Between 1990 and 2003, a groundwater remediation system was operated in connection with a release of gasoline from former underground storage tanks ("UST") at the Site.
- A second Form III was submitted to the CTDEEP in January 1998, along with an Environmental Condition Assessment Form ("ECAF") as a result of the December 1997, property transfer from CL&P to Joseph F. Petronella.
- The 1998 ECAF indicated that the applicable groundwater classification for the Site is GA, but the Site is not located within the zone of contribution of a public water supply well and municipal water is available to the Site and surrounding area. In addition, the nearest downgradient surface water body was identified as the Connecticut River, located approximately 2,600 feet west of the Site, with a surface water classification of C/B.
- CTDEEP approved the reclassification of groundwater at the Site from GA to GB on October 9, 2003. A copy of the CTDEEP Water Quality Classifications map indicating the Site is in an area of GB Groundwater is provided at Attachment A. Lightship Engineering has not reviewed any information to date indicating that groundwater is currently in use at the Site (*e.g.*: potable water, irrigation, industrial uses, *etc.*).
- Therefore, the State of Connecticut Remediation Standard Regulations ("RSR") criteria that apply at the Site are the following:
  - Residential Direct Exposure Criteria ("R-DEC");
  - GB Pollutant Mobility Criteria ("GB PMC");
  - Residential Ground Water Volatilization Criteria ("R-GWVC"); and
  - Surface Water Protection Criteria ("SWPC").
- Additional details are set forth in the following reports prepared by Apex and submitted to the CTDEEP:
  - Supplemental Phase II/Limited Phase III Report dated January 23, 2008;
  - Phase III Site Investigation Report dated January 15, 2009;

- Remedial Action Plan dated February 19, 2009;
- Annual Groundwater Monitoring and Soil Remedial Action Report dated January 2010;
- Annual Groundwater Monitoring Report dated January 2011;
- Annual Status Report dated January 2012;
- Annual Status Report and Remedial Action Plan Addendum dated January 2013;
- 2013 Annual Status & Remediation Summary Report dated January 2014;
- 2014 Annual Status Report dated January 2015;
- 2015 Annual Status Report dated January 2016;
- 2016 Annual Status Report dated January 2017;
- 2017 Annual Status Report dated January 2018;
- 2018 Annual Status Report dated January 2019;
- 2019 Annual Status Report dated January 2020; and
- 2021 Annual Status Report dated January 2022.

Site Activities

As set forth below, Site activities included a ground penetrating radar ("GPR") and electromagnetic ("EM") survey, soil sampling and analysis and biannual groundwater sampling, the results are set forth below.

Ground Penetrating Radar and Electromagnetic Survey

In an attempt to assess data gaps associated with the historic assessment activities, specifically associated with Area of Concern ("AOC") 7 (Loading docks at the Site), a GPR and EM survey was conducted on September 20, 2022, at accessible locations in the area where waste material were identified during the 2013, assessment and remediation activities. The purpose of the survey was to attempt to assess the estimated limits of the previously observed waste material (reportedly: *utility poles [some coated with creosote], scrap metal, ceramic insulators, pipes and wiring*) and to assess if additional remediation (excavation and/or waste removal) is required. The results of the GPR and EM survey are provided in the *Geophysical Report – 1654 King St, Enfield, CT* dated October 3, 2022, prepared by TPI Environmental, Inc. (the "TPI GPR EM Survey report") included as Attachment B. As set forth in the TPI GPR EM Survey report, *two areas (10' x 8' and 11' x 17') within the EM61 data display slightly elevated conductivity values, suggesting the possibility of some scattered metallic debris. These areas are highlighted in Figure 1 and were marked on-site to assist in future test pitting efforts.* Locations of elevated conductivity values are indicated on Figure 3, Attachment A.

Soil Boring Advancement and Soil Sampling and Analysis

On November 22, 2022, Lightship Engineering advanced soil borings LE-SB1 through LE-SB13 at the locations indicated on Figure 3, Attachment A using the direct push drilling methodology in an attempt to assess the extent of substances resulting from the waste and/or historic Site operations based on the historic response actions conducted to date and recent GPR/EM survey results. Each soil boring was advanced to approximately 16 to 20 feet below grade. Soil samples were collected continuously in two-foot intervals and field screened for total organic vapors ("TOV") with a photoionization detector ("PID"), 10.6 eV using the jar headspace method, and classified utilizing the Unified Soil Classification System ("USCS") the results are set forth in the soil boring logs provided at Attachment C. As set forth in the soil boring logs provided at Attachment C, fill material, including coal and ceramic was observed in soil borings LE-SB2 from approximately eight to 10 feet below grade and LE-SB7 from approximately 12 to 14 feet below grade at the locations indicated on Figure 3, Attachment A.

Based on visual, olfactory, and TOV field screening data, select soil samples were collected and submitted to a Connecticut certified analytical laboratory for extractable petroleum hydrocarbons ("EPH") carbon ranges only, and polycyclic aromatic hydrocarbons ("PAHs") analyses. In addition, if concentrations of PAHs exceeded the GB PMC set forth in the 2021 State of Connecticut RSRs, these samples were extracted by EPA Method 1312 synthetic precipitation leaching procedure ("SPLP") and the SPLP extract was analyzed for PAH analysis. In addition, select historic soil sampling locations were recollected for SPLP PAH analysis as well as to provide vertical delineation of previous GB PMC exceedances. The results of the soil sampling are provided in Table 1, Attachment D and a copy of the laboratory analytical data package is provided at Attachment E.

Upon completion of the soil boring advancement, the soil generated during soil boring advancement was returned to the soil borings and the asphalt was patched with cold patch asphalt.

Groundwater Sampling and Analysis

On October 5, 2023, Lightship Engineering assessed the depth to groundwater from monitoring wells MW-9, MW-12, MW-13, RW-3, RW-4 and RW-5 and assessed for the presence of non-aqueous phase liquid ("NAPL") with an oil and/or water interface probe, no NAPL was observed. The groundwater elevations results are summarized in Attachment F. As set forth in Attachment F, the depth to groundwater ranged from 4.55 to 13.37 feet below the top of PVC inner casing. As indicated on Figure 4, Attachment A, the estimated groundwater flow direction is in a northwesterly direction, towards the Connecticut River, which is consistent with the historic groundwater flow direction at the Site.

Prior to sampling, Lightship Engineering purged groundwater from each groundwater monitoring well using the low flow purging methodology consistent with the Environmental

Protection Agency's ("EPA's") standard operating procedures titled *"Low Stress (low flow) Purging For the Collection of Groundwater Samples From Monitoring Wells"*.

Purging was performed at a rate of 300 milliliters per minute ("mL/min.") or less to minimize stress on the overburden groundwater system. To assess if the aquifer had been stabilized prior to sample collection, Lightship Engineering monitored turbidity, dissolved oxygen ("DO"), oxidation-reduction potential ("ORP"), pH, temperature and specific conductance every five to ten minutes in accordance with the EPA's Low Flow Purging Methodology. Each groundwater monitoring well was purged until the aquifer was considered stabilized consistent with the EPA's Low Flow Purging Methodology (in general, three consecutive readings within the following limits: turbidity: ±10%; DO: ±10%; specific conductance: ±3%; temperature: ±3%; pH: ±0.1 unit; and ORP: ±10 millivolts, or as noted in Attachment F). All groundwater wells sampled on October 5, 2023, had three consecutive readings within the limits set forth above and/or consistent with the stabilization parameters set forth in the EPA's Low Flow Purging Methodology. Lightship Engineering completed a Well Purging-Field Water Quality Measurement Form for each of the wells sampled, provided in Attachment F.

Consistent with the historic annual sampling conducted at the Site, groundwater samples were collected from groundwater monitoring wells MW-9, MW-12, MW-13, RW-3, RW-4 and RW-5 using the low flow purging methodology and submitted to a State of Connecticut certified analytical laboratory for volatile organic compounds ("VOCs," Method 8260C), polynuclear aromatic hydrocarbons ("PAHs" Method 8270D) and total Connecticut "RSR15" metals analyses. The groundwater samples submitted for VOC analysis were collected with dedicated, disposable polyethylene bailers. The results are set forth in historical analytical summary tables attached at Attachment G and a copy of the groundwater laboratory analytical data package is provided at Attachment E. The analytical results were compared to applicable CTDEEP RSRs, specifically, the:

- R-GWVC, which apply Site wide; and
- SWPC, for which compliance may be demonstrated in groundwater at the downgradient property boundary.

As set forth in Attachment G, with the exception of total arsenic and zinc in groundwater monitoring well MW-13, concentrations of VOCs, PAHs and total Connecticut "RSR15" metals were reported below the laboratory analytical reporting limits and/or applicable R-GWVC and SWPC. It should be noted that the initial turbidity value (52.1 Nephelometric Turbidity Units ["NTU"]) at groundwater monitoring well MW-13 was the highest initial turbidity value compared to the other wells sampled during this groundwater monitoring event and the stabilized turbidity value (9.6 NTU) was the highest stabilized turbidity value compared to the other wells sampled during this groundwater monitoring event as set forth in Attachment F. The total arsenic (0.0323 milligrams per liter ["mg/L"]) and total zinc (0.166 mg/L) detected at

groundwater monitoring well MW-13 in October 2023, above the SWPC for arsenic (0.004 mg/L) and for zinc (0.123 mg/L), may be influenced by the particulates in the sample.

Data Quality Objectives and Reasonable Confidence Protocols

The soil and groundwater laboratory analyses performed during the 2022 soil and 2023 groundwater monitoring event were conducted in general conformance with the CTDEEP's July 2007 *Laboratory Quality Assurance and Quality Control Guidance – Reasonable Confidence Protocols (RCP)* and the analytical results were evaluated in general conformance with the CTDEEP's May 2009 *Laboratory Quality Assurance and Quality Control – Data Quality Assessment and Data Usability Evaluation Guidance Document*, revised December 2010). As set forth in Attachment E, select compounds did not meet the method specifications set forth in the applicable laboratory analytical method, but the differences were within the overall method allowances, questions 1, 1A and 1B were answered "Yes" on the Laboratory Analysis QA/QC Certification Form and Reasonable Confidence was met for each laboratory analytical data package provided at Attachment E. Therefore, the data set forth in Attachment E is considered usable for assessing current soil and groundwater conditions at the Site.

Summary

As set forth in Table 1, Attachment D, with the exception of select soil samples at soil borings LE-SB1, LE-SB2 and LE-SB4, concentrations of EPH and select PAHs were reported below the applicable R-DEC and GB-PMC in select soil samples submitted for laboratory analysis. As set forth in Attachment G, with the exception of total arsenic and zinc in groundwater monitoring well MW-13, concentrations of VOCs, PAHs and total Connecticut "RSR15" metals were reported below the laboratory analytical reporting limits and/or applicable R-GWVC and SWPC. It should be noted that the initial turbidity value (52.1 NTU) at groundwater monitoring well MW-13 was the highest initial turbidity value compared to the other wells sampled during this groundwater monitoring event and the stabilized turbidity value (9.6 NTU) was the highest stabilized turbidity value compared to the other wells sampled during this groundwater monitoring event as set forth in Attachment F. The total arsenic and zinc detected at groundwater monitoring well MW-13 above the SWPC may be influenced by the particulates in the sample. If applicable, future groundwater sampling events may include collection of filtered and unfiltered samples for metals and PAH analysis consistent with CTDEEP guidelines.

Lightship Engineering and Eversource are presently assessing the historic and recent soil and groundwater sampling results in an attempt to develop an approach to achieve Final Verification. It should be noted that as set forth above, the Site is owned by JFP, therefore JFP must review and approve any closure approach.

Groundwater sampling will continue to be conducted every two years with the next sampling event scheduled for 2025. The results will be summarized in a Biannual Status Report

LIGHTSHIP ENGINEERING

ASSESSMENT AND REMEDIATION • CIVIL ENGINEERING • ENERGY MANAGEMENT • WATER AND WASTEWATER MANAGEMENT • PERMITTING

submitted to the CTDEEP on an every other year basis until a Final Verification is achieved (next status report due January 2026).

If you have any questions, please contact either Kevin Paradise or Michael Pierdinock at 508-830-3344, extensions 150 and 110, respectively.

Very truly yours,

Lightship Engineering, LLC

Kevin Paradise, LSP
Senior Project Manager

Michael J. Pierdinock, LSP, CHMM
Principal

Matthew E. Hackman, LEP No. 145

ATTACHMENT A

FIGURES

Figure 1 Site Locus Map
Figure 2 Site Map
CTDEEP Water Quality Classifications Map
Figure 3 Sampling Locations Map
Figure 4 Groundwater Monitoring Well Locations

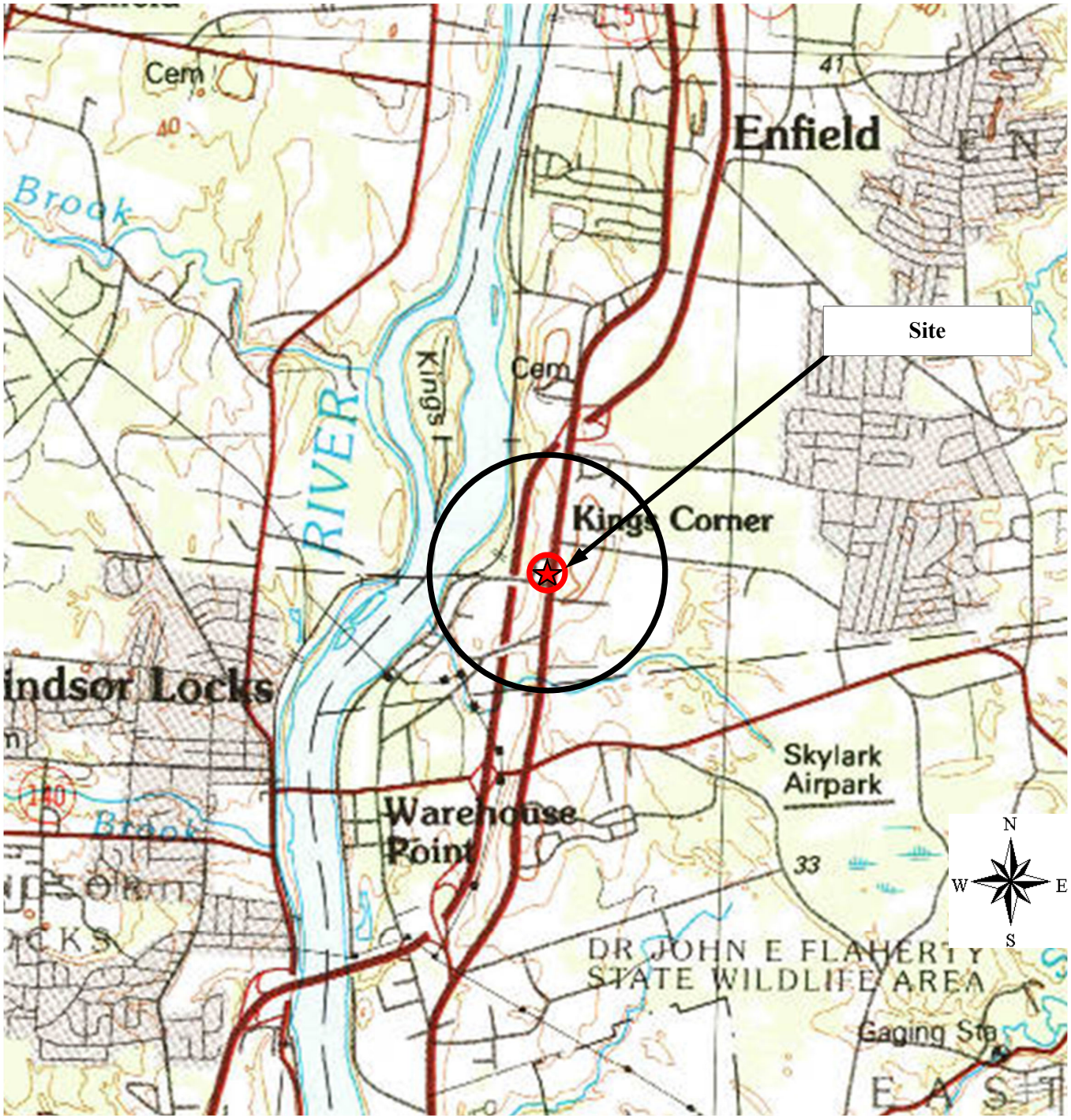

SCALE: 1 inch ~ 3,360 feet
RADII: 500 feet and 1/2-mile

PREPARED FOR	PROJECT
Eversource Energy 247 Station Avenue Westwood, Massachusetts	Former CL&P Area Work Center 1654 King Street Enfield, Connecticut

Source: MassGIS Online Data Viewer

FIGURE 1
Site Locus Map

LIGHTSHIP ENGINEERING
ENVIRONMENTAL & LAND-USE CONSULTANTS
39 Industrial Park Road • Unit C • Plymouth, Massachusetts 02360 • (508) 830-3344 • Fax: (508) 830-3360

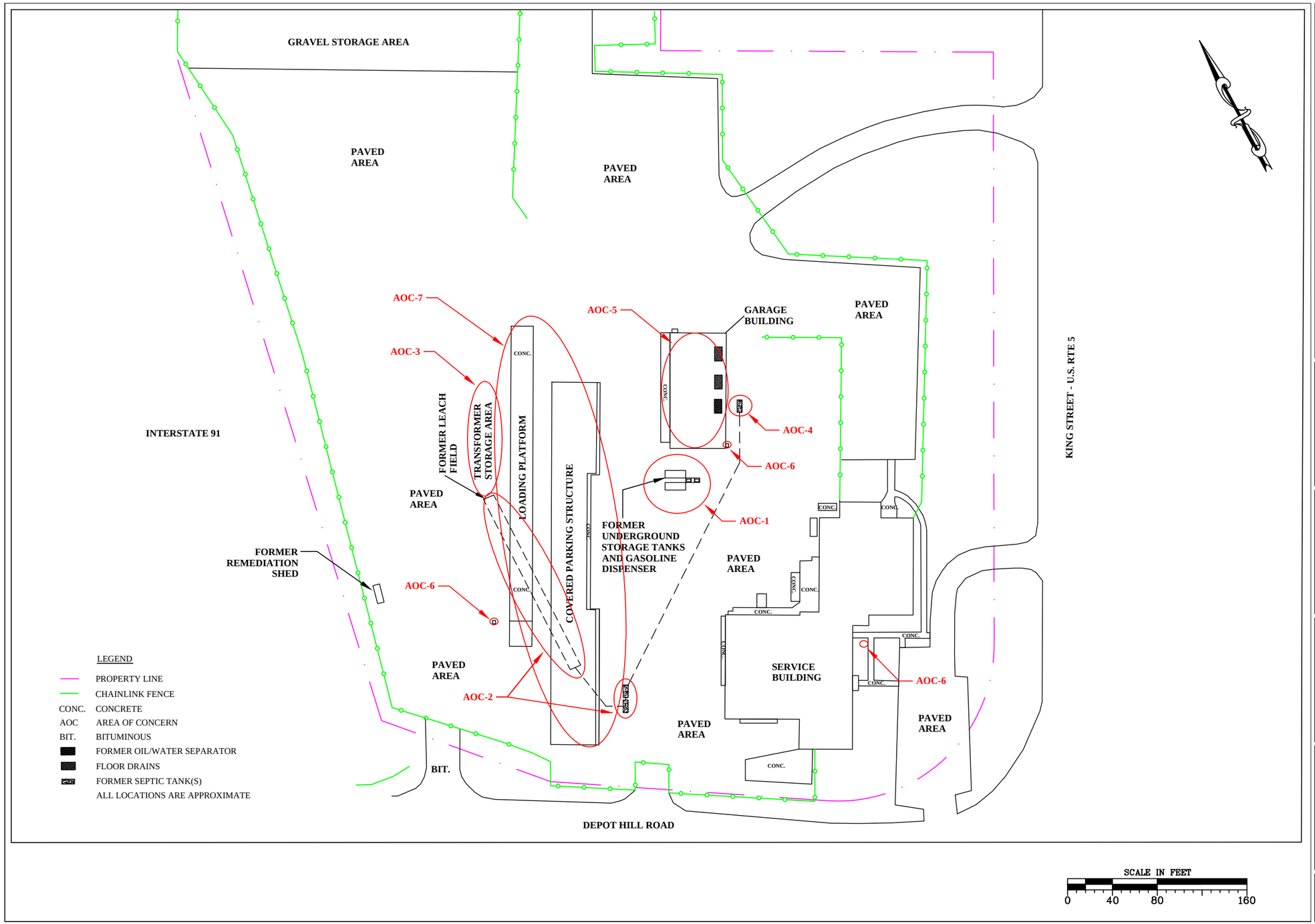

LIGHTSHIP ENGINEERING
ENVIRONMENTAL & LAND-USE CONSULTANTS
39 Industrial Park Road • Unit C • Plymouth, Massachusetts 02360 • TEL:(508) 830-3344 • FAX:(508) 830-3360

REVISIONS

NO.	DATE	DESCRIPTION

PROJECT NAME AND LOCATION
Former CLAP Area Work Center
1654 King Street
Enfield, Connecticut

CLIENT NAME AND LOCATION
Eversource Energy
247 Station Avenue
Westwood, Massachusetts

DRAWING TITLE
FIGURE 2
Site Map

SOURCE
Previous Reports Provided by Client

CADD FILE
Projects/500.101.2/Figures/Figures.dwg

DRAWN BY:	XH
REVIEWED BY:	KDP
DATE:	11/2/2023
DWG SCALE:	1" = 80'

LIGHTSHIP REF. NUMBER
500.101.2

SHEET NO: 1 OF 1

WATER QUALITY CLASSIFICATIONS ENFIELD, CT

SURFACE WATER QUALITY CLASSES

A	A
AA	AA
B, B*	B, B*
SA	SA
SB	SB

NOTES:
Surface Water Classifications beginning with S refer to Coastal and Marine Surface Water.
B* is a subset of Class B where no direct wastewater discharges are allowed other than those consistent with Class AA, A and SA surface waters.

GROUND WATER QUALITY CLASSES

GA (white background)
GAA, GAAs
GA, GAA may not meet current standards
GB
GC
Area of Contribution to Public Supply Well
Final Aquifer Protection Area (Level A)
Major Basin Boundary

EXPLANATION

WATER QUALITY CLASSIFICATIONS (WQC) MAPS are one of the elements of the Water Quality Standards (WQS) for the State of Connecticut. The WQS are a part of Connecticut's clean water program and are essential for protecting and improving water quality. The WQS follow the principles of Connecticut's Clean Water Act which is in Chapter 446K of the Connecticut General Statutes. The WQS provide policy guidance in many areas, for example decisions on acceptable discharges to water resources, siting of landfills, remediation or prioritization of municipal sewerage system projects. The first two elements of the WQS are the Standards, which set an overall policy for management of water quality, and the Criteria, which are descriptive and numerical standards that describe the allowable parameters and goals for various water quality classifications. A discussion of these two elements is found in the Water Quality Standards document available on the CT DEEP website. The third element is the Classifications and the Water Quality Classification Maps which show the Classification assigned to each surface and groundwater resource throughout the State. The WQS are adopted using a public participation process. The WQC maps are also adopted using a public participation process but go through hearings separately from the Standards and Criteria hearings. Revision and adoption of the WQC data occurs in accordance with the public participation procedures contained in Section 22a-426 of the Connecticut General Statutes. Ground WQC is subject to Connecticut regulation and changes must be reviewed and adopted. All changes to the Surface WQC require an adoption process which is subject to federal review and approval in addition to CT regulation. The adoption dates for the WQC by major drainage basin are: Housatonic River, Hudson River and Southwest Coastal Basins - March 1999; Connecticut River and South Central Coastal Basins - February 1993; Thames River, Pawcatuck River and Southeast Coastal Basins - December 1986. Surface Water Classifications do not change after the adoption date until the next major revision. Ground Water Classifications may change after the adoption date under specific circumstances. The map may have more than one WQC adoption date because a town may be in more than one major drainage basin.

SURFACE WATERS in Connecticut are divided into freshwater classified as AA, A, B or B* and saline waters classified as SA or SB. Class AA designated uses are existing or proposed drinking water supplies; habitat for fish and other aquatic life and wildlife; recreation; and water supply for industry and agriculture. Class A designated uses are habitat for fish and other aquatic life and wildlife; potential drinking water supplies; recreation; navigation; and water supply for industry and agriculture. Class SA designated uses are habitat for marine fish, other aquatic life and wildlife; shellfish harvesting for direct human consumption; recreation; industrial water supply; and navigation. Class B designated uses are habitat for fish and aquatic life and wildlife; recreation; navigation; and industrial and agricultural water supply. Class B*, applicable to Candlewood Lake, is a subset of Class B and is identical in all ways to the designated uses, criteria and standards for Class B waters except for the restriction on direct discharges. Class SB designated uses are habitat for marine fish and aquatic life and wildlife; commercial shellfish harvesting; recreation; industrial water supply; and navigation.

Surface waters which are not specifically classified shall be considered as Class A or Class AA. Surface waters in GA ground water areas are assumed Class A or Class SA unless otherwise indicated. Surface waters in GAA ground water areas are assumed Class AA unless otherwise indicated.

On the WQC map a surface water quality goal of A is represented by blue colored water bodies. Surface water quality goal of AA is represented by purple colored water bodies. Surface water quality goal of B is represented by gold colored water bodies.

GROUND WATERS in Connecticut are classified as GAA, GA, GB and GC. Class GAA designated uses are existing or potential public supply of water suitable for drinking without treatment and baseflow for hydraulically-connected surface water bodies. The Class GAAs is a subclass of GAA for ground water that is tributary to a public water supply reservoir. The area of contribution to a public water supply well is represented by a 500-foot radius around the well and is assumed to be Class GAA unless otherwise classified. Class GA designated uses are existing private and potential public or private supplies of water suitable for drinking without treatment and baseflow for hydraulically-connected surface water bodies. All ground waters not specifically classified are considered as Class GA. Class GB designated uses are industrial process water and cooling waters and baseflow for hydraulically-connected water bodies and is presumed not suitable for human consumption without treatment. Class GC designated uses are assimilation of discharges authorized by the Commissioner pursuant to Section 22a-430 of the General Statutes.

On the WQC map GA is represented by white colored land areas. Class GAA and class GAAs are represented by blue colored land areas. The area of contribution to a public water supply well is shown by a blue cross-hatch overprint. A notation of GAA followed by a state abbreviation indicates a watershed that contributes to the public water supply for a state other than Connecticut. Class GA or Class GAA areas that currently may not be meeting the GA or GAA standards are represented on the WQC maps by tan colored land areas. Class GB is represented by green colored land areas. Class GC is represented by magenta colored land areas.

FINAL AQUIFER PROTECTION AREAS (Level A) are included on the WQC maps for informational purposes. These areas are anticipated to be reclassified GAA during the next major basin updates, subject to public participation. The Aquifer Protection Program helps protect Connecticut's public drinking water resources by delineating aquifer protection areas (also called wellhead protection areas) for public supply wells and establishing land use regulations within these areas. These areas represent the land area contributing ground water to active public water supply wells or well fields that serve more than 1000 people and are set in sand and gravel aquifers (stratified drift deposits).

DATA SOURCES

WATER QUALITY CLASSIFICATIONS DATA – Water quality classifications shown on this map are based on information from the following digital spatial datasets that are typically shown together – Ground Water Quality Classifications Poly, Surface Water Quality Classifications Line, and Surface Water Quality Classifications Poly. The map legend above reflects the content of these three data sources. These WQC data were initially compiled on 1:24,000-scale 7.5 minute USGS topographic quadrangle maps and later digitized at 1:24,000 scale. For example, the Surface Water Quality Classifications Line and Surface Water Quality Classifications Poly digital data assigns surface water quality classifications to water bodies such as rivers, streams, reservoirs, lakes, ponds and coves found in 1:24,000-scale hydrography data available from CT DEEP. The hydrography may not include all the waterbodies in Connecticut. The Ground Water Quality Classifications Poly data assigns ground water quality classifications, at 1:24,000 scale, to the remaining land areas in Connecticut.

AQUIFER PROTECTION AREA DATA – Aquifer Protection Areas shown on this map are from the Aquifer Protection Area digital dataset which contains polygon data intended to be used at 1:24,000 scale. The dataset contains regulated areas classified as Level A Aquifer Protection Area (Final) and Level B Aquifer Protection Area (Preliminary). The Level B areas are not shown on the WQC maps. The data was collected from 1991 to the present and is actively updated as Final area mapping replaces earlier Preliminary areas. The Aquifer Protection Areas are delineated by the individual water companies owning the well fields and submitted to the CT DEEP for approval. Preliminary mapping provides a general estimate of the area contributing ground water to the well field. Final mapping is based on extensive, site-specific, detailed modeling of the ground water flow system. CT DEEP may adjust Final area boundaries to be consistent with 1:24,000 scale topography and base map data where appropriate during the approval process.

MAJOR DRAINAGE BASIN DATA – Major drainage basins shown on this map are from Major Basin Line data developed by CT DEEP and intended to be used at 1:24,000 scale.

BASE MAP DATA - Based on data originally from 1:24,000-scale USGS 7.5 minute topographic quadrangle maps published between 1969 and 1992. It includes political boundaries, railroads, airports, hydrography, geographic names and geographic places. Streets and street names are from Tele Atlas® copyrighted data. Base map information is neither current nor complete.

RELATED INFORMATION
This map is intended to be printed at its original dimensions in order to maintain the 1:24,000 scale (1 inch = 2000 feet).
WATER QUALITY STANDARDS - Go to the CT DEEP website for a summary and the full text of the "Water Quality Standards" and for other information on water quality.
AQUIFER PROTECTION AREAS - Go to the CT DEEP website for more information.

ADOPTED DATES

Water Quality Standards
February 25, 2011

Thames River, Pawcatuck River and Southeast Coastal Basins: December 1986

Connecticut River and South Central Coastal Basins: February 1993

Housatonic River, Hudson River and Southwest Coastal Basins: March 1999

MAP LOCATION

MAJOR BASINS
1 Pawcatuck
2 Southeast Coast
3 Thames
4 Connecticut
5 South Central Coast
6 Housatonic
7 Southwest Coast
8 Hudson

State Plane Coordinate System of 1983, Zone 3526
Lambert Conformal Conic Projection
North American Datum of 1983

SCALE 1:24,000 (1 inch = 2000 feet) when map is printed at original size

STATE OF CONNECTICUT
DEPARTMENT OF
ENERGY & ENVIRONMENTAL PROTECTION
79 Elm Street
Hartford, CT 06106-5127

Map created by CT DEEP
October 2018
Map is not colorfast
Protect from light and moisture

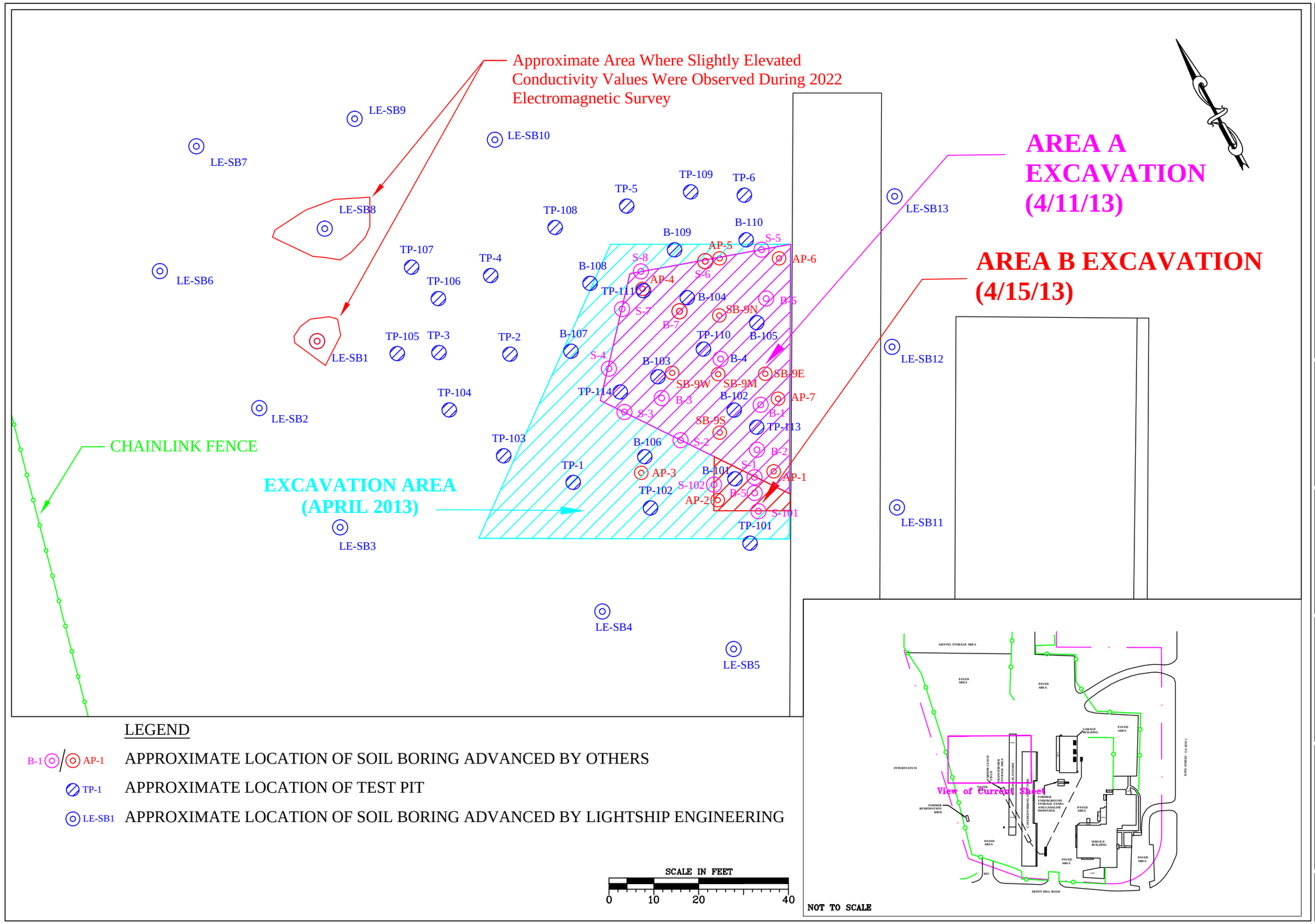

LIGHTSHIP ENGINEERING
ENVIRONMENTAL & LAND-USE CONSULTANTS
39 Industrial Park Road • Unit C • Plymouth, Massachusetts 02360 • TEL:(508) 830-1344 • FAX:(508) 830-3360

REVISIONS		
NO.	DATE	DESCRIPTION

PROJECT NAME AND LOCATION
Former CLAP Area Work Center
1054 King Street
Enfield, Connecticut

CLIENT NAME AND LOCATION
Eversource Energy
247 Station Avenue
Westwood, Massachusetts

DRAWING TITLE
FIGURE 3
Sampling Locations Map

SOURCE
Previous Reports Provided by Client

CADD FILE
Projects/500.101.2/Figures/Figures.dwg

DRAWN BY:	XH
REVIEWED BY:	KDP
DATE:	11/2/2023
DWG SCALE:	1" = 20'

LIGHTSHIP REF. NUMBER
500.101.2
SHEET NO: 1 OF 1

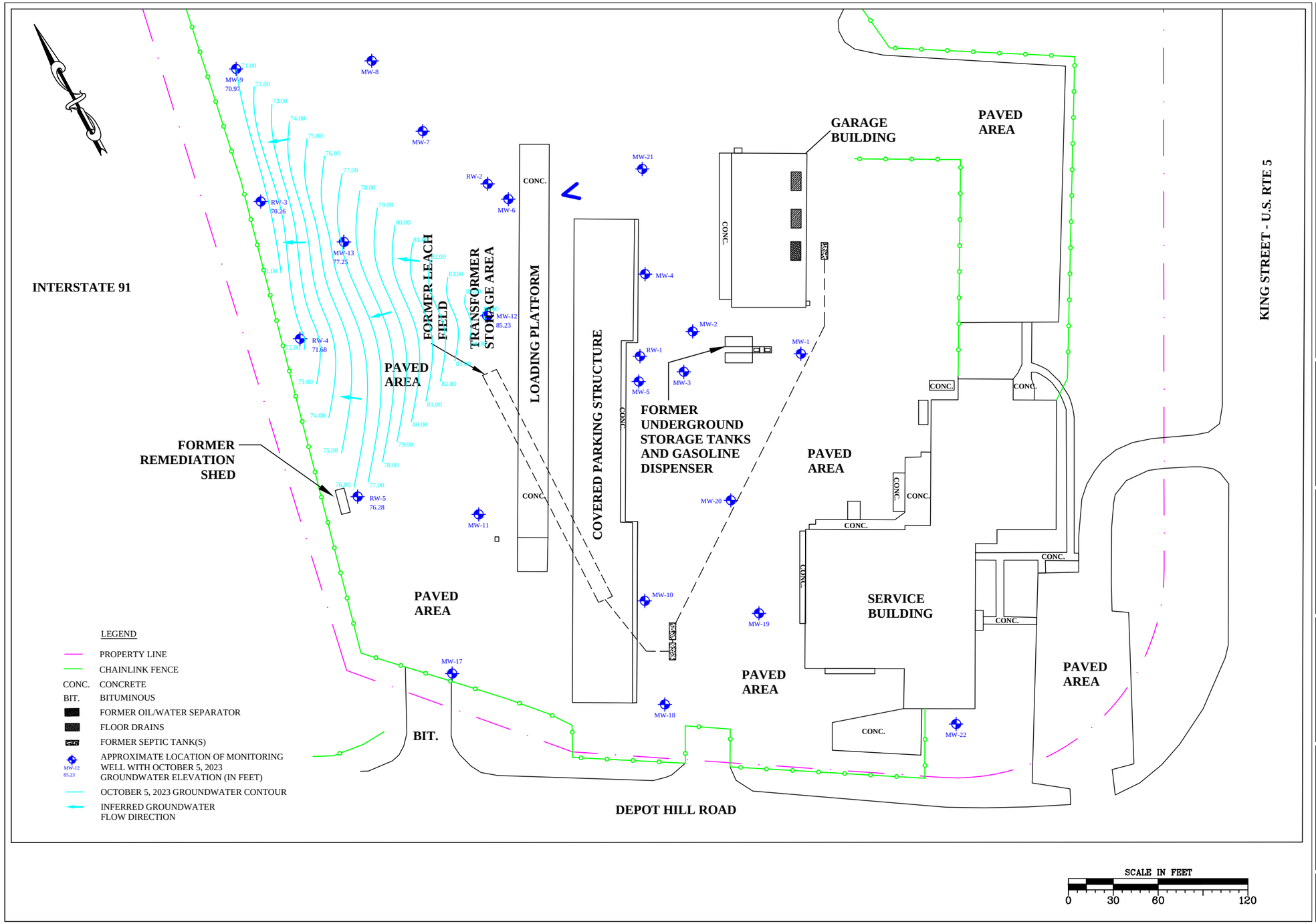

LIGHTSHIP ENGINEERING
ENVIRONMENTAL & LAND–USE CONSULTANTS
39 Industrial Park Road • Unit C • Plymouth, Massachusetts 02360 • TEL:(508) 830-3344 • FAX:(508) 830-3360

REVISIONS		
NO.	DATE	DESCRIPTION

PROJECT NAME AND LOCATION
Former CLAP Area Work Center
1654 King Street
Enfield, Connecticut

CLIENT NAME AND LOCATION
Eversource Energy
247 Station Avenue
Westwood, Massachusetts

DRAWING TITLE
FIGURE 4
Groundwater Monitoring Well Locations

SOURCE
Previous Reports Provided by Client

CADD FILE
Projects/500.101.2/Figures/Figure4.dwg

DRAWN BY:	XH
REVIEWED BY:	KDP
DATE:	11/2/2023
DWG SCALE:	1" = 60'

LIGHTSHIP REF. NUMBER
500.101.2
SHEET NO: 1 OF 1

ATTACHMENT B

TPI GPR EM SURVEY REPORT

October 3nd, 2022

Kevin Paradise
Lightship Engineering, LLC
39 Industrial Park Road
Plymouth, Massachusetts 02360

Project: Geophysical Survey – 1654 King St, Enfield, CT

Dear Kevin,

The following is a brief letter report detailing the results of the geophysical survey performed at the above referenced site. Site maps and/or pertinent ground penetrating radar (GPR) transects are contained in the report and Appendix A. It would be helpful to review Appendix A and the site maps when reading this report. TPI's standard practice is to indicate the results of the geophysical survey by marking all identified utility lines, tanks, and GPR anomalies etc. with chalk, paint or flags. It should be noted that this report is a means of transferring data and results of data interpretation, which was performed during the time allotted for the fieldwork.

Project Scope and Visual Site Inspection

TPI Environmental, Inc. (TPI) was contracted by Lightship Engineering, LLC (client) to scan areas of concern (AOC) at the above referenced location to evaluate the extent of buried metallic debris. The site consists of a commercial property located at the above address and as indicated on Figure 1. Upon arrival to the site on September 20th, 2022, TPI reviewed the site history with the client and performed a site walk. During the site walk the following areas of interest were noted:

- The client indicated previous test pitting locations that had exposed buried metallic debris. The client also indicated the area to be scanned (Figure 1).

Methodology

Geophysical surveys are typically accomplished by employing the following techniques; GPR, Fisher TW6 electromagnetic metal detection (TW6 EM), a Geonics EM61-MK2 Time – Domain Electromagnetic Detector unit (EM61), radio frequency line locating (RF), and magnetics. The EM61 is a high power, high sensitivity metal detector capable of detecting both ferrous and non-ferrous metal. The TW6 EM unit sounds an audible alarm in the presence of a large mass of metal such as an UST. A description and discussion of these geophysical methods as well as TPI's standard procedures for performing geophysical surveys is found in Appendix A. In general, "blind surveys" are typically performed by initially scanning the site with a TW6 EM unit and/or an EM61 unit and noting areas of relatively high EM response. Locations with a high EM response are further investigated with GPR. Known utilities are typically traced with the RF unit, GPR, and the TW6 EM unit depending on the size, matrix and conductive properties of the line. EM units are typically not effective and practical in areas underlain with reinforced concrete and/or the presence of ubiquitous metallic objects.

During EM61 surveys the EM response is sampled at four time positions at each survey point (every 0.62-feet). These four readings allow for the discrimination of targets based on target size, shape, material, and orientation. Furthermore the EM61 is designed in such a way that it is possible to distinguish deeper objects from shallow ones. In Channel D mode, the system suppresses near surface targets that may mask the response of deeper, more important targets. This feature is useful when the purpose of the survey is to locate deeper targets, such as USTs, in the presence of near-surface metallic objects.

Geophysical Survey Results

The geophysical survey at this site was accomplished with the EM61 and GPR units. The EM61 unit was used to scan the area indicated in Figure 1. EM61 data collected on-site were retained on a data recorder, processed, and presented as Figure 1 in the report. The GPR survey was performed over metallic anomalies identified during the EM surveys and in areas immediately around metallic objects. Results of the geophysical survey were marked on the ground with paint. Maps of the survey results are contained in this report and Appendix A. Results of the geophysical survey are as follows:

- TPI detected no significant concentrations of metallic debris within the EM61 scan area (Figure 1).
- Two areas (10' x 8' and 11' x 17') within the EM61 data display slightly elevated conductivity values, suggesting the possibility of some scattered metallic debris. These areas are highlighted in Figure 1 and were marked on-site to assist in future test pitting efforts.

TPI completes non-intrusive geophysical surveys using equipment and techniques representing best available technology. TPI does not accept responsibility for survey limitations due to inherent technological limitations or unforeseen and varying site-specific conditions such as metal-reinforced concrete. In practical terms, TPI serves to reduce the risk of encountering subsurface utilities during excavation operations or greatly increase the chance of locating man made subsurface objects depending on the goal of the project. The results of this investigation should only be used as a tool and should not be considered a guarantee regarding the presence or absence of USTs or piping.

If you should have any questions or concerns, please do not hesitate to contact us.

Your Project Team at TPI:

Frank Fendler, M.S., P.G.
President
ffendler@tpienv.com

Mike Robbins, M.S.
Geologist/Boston Manager
mrobbins@tpienv.com

Dustin Lutz
Geologist/P.M.
dlutz@tpienv.com

724 S. 27th St, Easton, PA 18045 888-204-3266 www.tpienv.com
Serving New Jersey Pennsylvania Massachusetts

*Color contoured data indicate relative EM61 response, i.e. significant buried metallic structures. The EM survey was conducted throughout accessible areas, as indicated by black borderline.

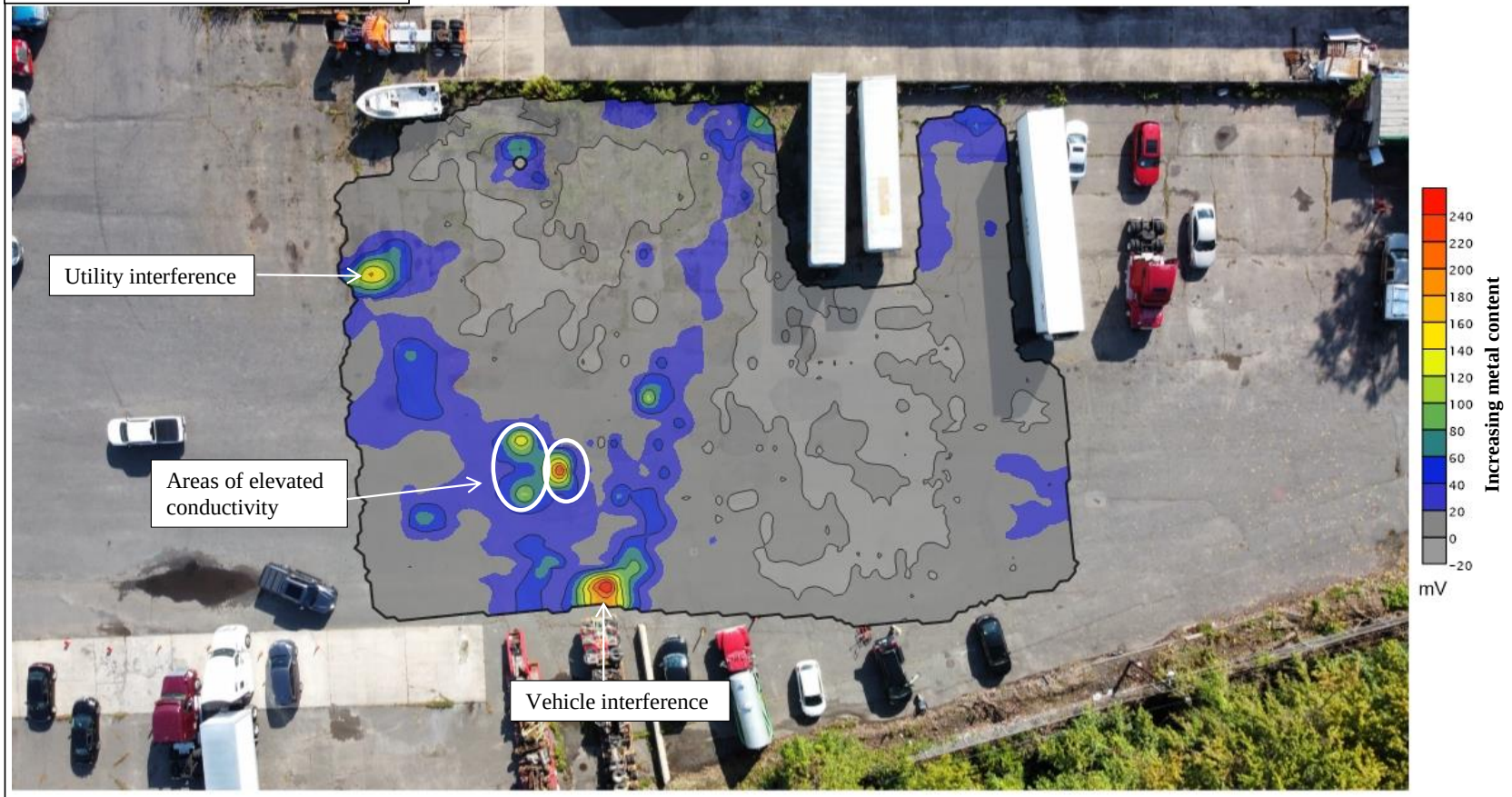

Site aerial captured on day of field work

TPI environmental	1654 King St, Enfield, MA		Figure 1
	Client: Lightship	Date: 9/20/22	EM61 Results – Metallic Structures

Appendix A

Site Photos and Survey Methods



Site Photo 1. General AOC including areas of elevated conductivity (pink).

Attachment A
TPI's Geophysical Survey Equipment & Methods

Geonics EM61-MK2

The EM61 is a high resolution time-domain metal detector which is used to detect ferrous and non-ferrous metallic objects. It consists of a powerful transmitter that generates a pulsed primary magnetic field, which induces eddy currents in nearby metallic objects. The decay of these currents is measured by two receiver coils mounted on the coil assembly. The responses are recorded and displayed by an integrated computer based digital data logger with real time numeric and graphic display. Two ports on the logger allows simultaneous collection of EM and GPS data. For further processing and interpretation data can be transferred to a laptop computer in the field and a color contoured map of the EM61 reponse is prepared (see below).

EM61 Color Contoured Map

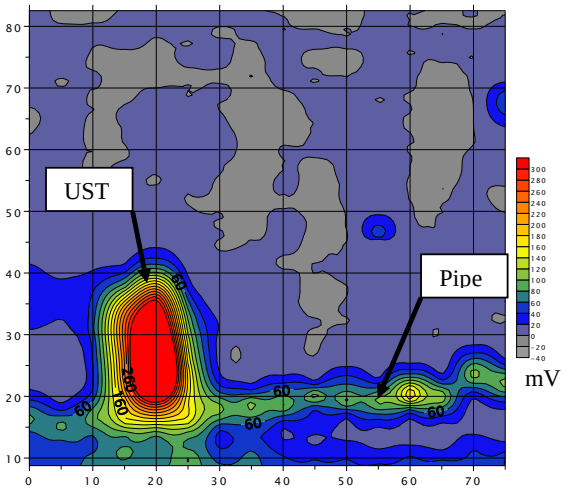

The EM61-MK2 detects a single 55 gallon drum at a depth of over 10-feet beneath the instrument, yet it is relatively insentsitive to interference from nearby surface metal such as fences, buildings, cars, etc. By making the measurement at a relatively long time after termination of the primary pulse, the response is practically independent of the electrical conductivity of the ground.

Due to its unique coil arrangements, the response curve is a single well defined positive peak greatly facilitating quick and accurate location of the target, the depth of which can usually be estimated from the width of the response and/or from relative response from each of the two receiver coils.

GPR

This method is one of the most powerful and cost effective methods of locating man made objects and stratigraphic layers in the subsurface. It is an active method that transmits electromagnetic pulses into the ground, the radar pulses are reflected from materials or layers of differing dielectric and electrical conductive properties. The GPR computer measures the elapsed time in billionths of a second (nanoseconds) from when the pulses are sent and when they are received back at the surface that can then be converted to depth. Results of the radar scan are displayed as a continuous cross-section of the subsurface on the computer screen in real time. Metallic materials such as tanks, pipes, conduits, rebar etc. have vastly different dielectric properties then soils so there reflections are striking and relatively easy to identify. Pipes and tanks constructed of PVC, concrete, and terracotta also produce distinct reflections, however, these reflections are typically not as striking as metallic materials. A typical radar image of two metallic underground storage tanks is found below.

GPR Image of Two Metallic USTs

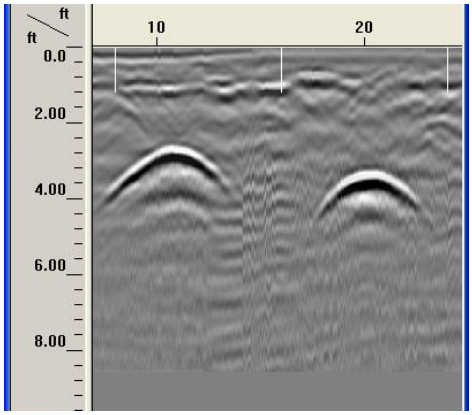

GPR surveys are conducted with the most advanced GPR equipment currently available

Attachment A
TPI's Geophysical Survey Equipment & Methods

including a Geophysical Survey Systems (GSSI) SIR-3000 subsurface radar unit with a 400 MHz antenna. The 400 MHz antenna has a depth range of approximately 20-feet and other antennas may be employed with the system depending on specific site conditions and objectives of the survey. The GPR transect data may be saved on the internal hard drive and transferred to a PC for storage, printing, and post processing. GSSI is the world leader in the development of GPR systems and was the first company to commercialize GPR in 1970. GPR hardware and software has improved dramatically over the last several years allowing for relatively rapid and economical GPR surveys. With 3-dimensional capabilities, the latest GPR software takes data processing a step farther then the former 2-dimensional viewing method. Three-dimensional visualization helps you to see the whole picture, giving you a powerful tool to interpret complex utility layouts and identify subtle linear features that may have otherwise been missed.

GPR surveys are typically conducted by searching for GPR hyperbolas indicative of subsurface pipes or tanks signatures in the vicinity of known entities. Theses signatures are marked on the ground and areas progressively further from the known entity are scanned and marked. This process is continued until the GPR operator performed enough scans to determine and mark the subsurface pipe, tank or anomaly. During this process the GPR data is typically not saved due to the immense size of the data files. After this phase of the GPR survey is completed, representative GPR transects or grids are performed and saved for the report and post processing. Some of the factors that may negatively affect GPR results include clay soils, rebar in concrete, high moisture content, depth of the target, and the integrity, size, and material of the target.

TW-6 EM Unit

TPI routinely employs a Fisher TW-6 electromagnetic metal detector when performing GPR surveys. The TW-6 creates an electromagnetic field with a transmitting coil and measures the strength of that field with a receiving coil. As the TW-6 passes over electrically conductive materials such as metal tanks or drums the field is distorted and the instrument produces an audible alarm based on the degree of the distortion. The TW-6 can detect conductive materials the size of drums or small tanks to depths of 10-feet. The instrument is actually a relatively poor metal detector which makes it ideal for locating large conductive materials such as metal drums, medium to large metal pipes, reinforced concrete pipes, and metal tanks. A more sensitive metal detector would produce "false positives" on small pieces of metal that are typically found in fill and throughout developed sites. If the survey area is underlain by reinforced concrete or cars and other large surficial metallic features are within 10-feet, the TW-6 will not be useful.

Line Locating

Line locating is performed with a Radiodetection RD400 PXL-2 line locator with a 433 HCTX-2 transmitter. The transmitter emits a specific radio or electromagnetic signal which is indirectly induced or directly conducted onto the metallic line. The transmitter is capable of producing frequencies of 512 Hz, 8 kHz, or 33 kHz and the receiver is configured for the specific transmitted frequency. The induced signal is coupled with the line by either using an induction clamp which surrounds an exposed line or placing the transmitter above a buried line and transmitting the signal to it. The receiver may also be used in a passive locate mode (power) to identify the presence of current carrying lines. Nonmetallic lines may also be located by snaking a sonde down accessible lines with push rods. A sonde is a small transmitter that emits a specific electromagnetic frequency which can be detected by the receiver at depths of 12 to 16-feet.

Inductive Sweep With Transmitter/Receiver

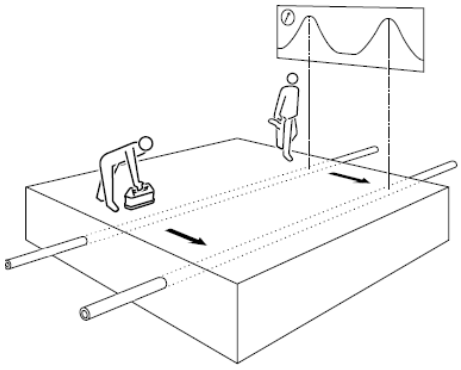

724 S. 27th Street
Easton, PA 18045
ffendler@tpienv.com
www.tpienv.com
888-204-3266-Phone
888-204-3266-Fax

Attachment A
TPI's Geophysical Survey Equipment & Methods

Resistivity

TPI conducts subsurface resistivity surveys using the AGI SuperSting R8 IP Earth Resistivity and IP Meter. The SuperSting unit measures the voltage drop of an induced electrical current across numerous electrodes as it travels through the electrically heterogenous subsurface. Multiple survey profiles are completed in this manner based upon the specific conditions of the field area in order to assemble a complete characterization of the ground resistivity properties. The resistivity data is then processed and examined for evidence of significant subsurface features including bedrock surfaces, perched groundwater tables, cavities/sinkholes, or potential contaminant plumes.



AGI SuperSting R8 IP Earth Resistivity and IP Meter assembly.

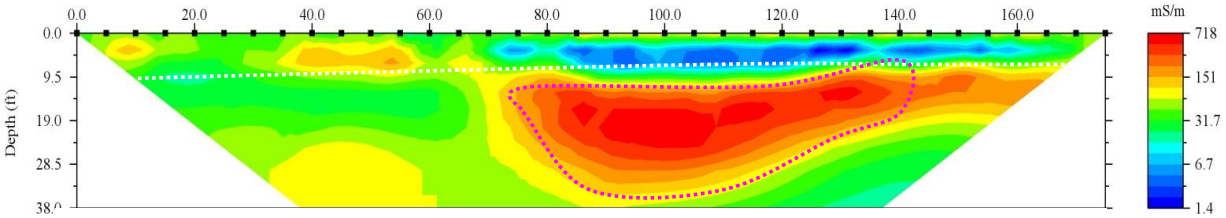

Resistivity pseudosection across a backfilled canal. Approximately 10' of high resistivity/low conductivity surficial fill (blue) over low resistivity/high conductivity canal backfill (orange-red).

Down-hole Conductivity

TPI is also able to collect down-hole soil conductivity data with an electric conductivity probe. The EC probe is driven into the subsurface by a direct push unit. A current is induced in the native soil between two contacts at opposite ends of the probe. The soil conductivity is then calculated based upon the ratio of induced current to resultant voltage across the probe. Down-hole EC profiling is particularly useful in the efficient determination of soil grain size (permeable sands vs impermeable clays), water content, and metal content.

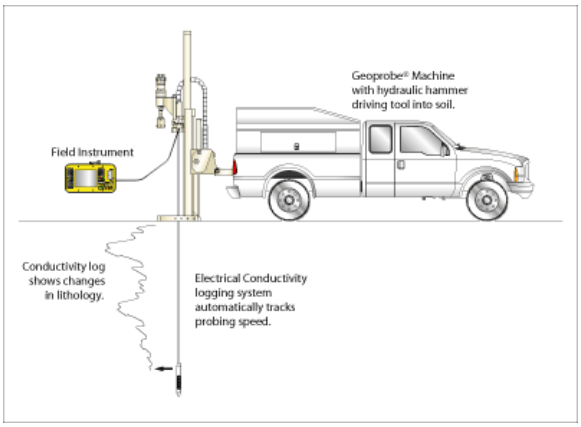



Electrical conductivity probe

724 S. 27th Street
Easton, PA 18045
ffendler@tpienv.com
www.tpienv.com
888-204-3266-Phone
888-204-3266-Fax

ATTACHMENT C

SOIL BORING LOGS

LIGHTSHIP ENGINEERING
ENVIRONMENTAL & LAND-USE CONSULTANTS

Boring ID: LE-SB1 | Page 1 of 1
Monitoring: N/A | Project #: 500.101.2
Start Date: November 22, 2022 | End Date: November 22, 2022

Client Name: Eversource
Project Name: Former CL&P Area Work Center
Site Address: 1654 King Street
City: Enfield | State: CT

Drilling Co.: New England Geotech
Drilling Method: Direct Push
Driller: Maynor Mendoza
Lightship Rep.: Matthew Duclos
Ben Lasky

Casing		Sampler		Groundwater		Core		Survey	
Type:	N/A	Type:	Acetate	Date:	N/A	Type:	N/A	Lat.	N/A
Size:	N/A	Size:	2 inch	Well Elev.:	N/A	Size:	N/A	Long.	N/A
Hammer:	N/A	Hammer:	N/A	WL (bgs):	N/A	Length:	N/A	Elev.	N/A
Fall:	N/A	Fall:	N/A	GW Elev.:	N/A				

Start Depth	Finish Depth	Sample ID	Blow Count				Recovery (inches)	TOVs (ppmv)	Lithology (USCS)	Description
0	2	LE-SB1-0/2	N/A	N/A	N/A	N/A	12	<0.1	SW	0 - 0.25ft bgs: Asphalt 0.25 - 2ft bgs: Brown, fine to coarse SAND with silt, trace fine to coarse gravel. Dry.
2	4	LE-SB1-2/4	N/A	N/A	N/A	N/A	12	<0.1	SW	Brown, fine to coarse SAND with silt, trace fine to coarse gravel. Dry.
4	6	LE-SB1-4/6	N/A	N/A	N/A	N/A	12	<0.1	SW	Brown, fine to coarse SAND with silt, trace fine to coarse gravel. Dry.
6	8	**LE-SB1-6/8**	N/A	N/A	N/A	N/A	12	12.5	SP	Brown to light tan/olive, fine to coarse SAND with silt, trace fine to coarse gravel. Dry to moist.
8	10	LE-SB1-8/10	N/A	N/A	N/A	N/A	12	5.8	SW	Brown, fine to coarse SAND with silt, trace fine to coarse gravel. Wet.
10	12	LE-SB1-10/12	N/A	N/A	N/A	N/A	12	0.9	SW	Brown, fine to coarse SAND with silt, trace fine to coarse gravel. Wet.
12	14	LE-SB1-12/14	N/A	N/A	N/A	N/A	12	0.4	SW	Brown, fine to coarse SAND with silt, trace fine to coarse gravel. Wet.
14	16	**LE-SB1-14/16**	N/A	N/A	N/A	N/A	12	0.3	SW	Brown, fine to coarse SAND with silt, trace fine to coarse gravel. Wet.

Soil Boring terminated at 16 feet below grade.

Notes: **Bold** indicates soil sample was submitted for laboratory analysis.
bgs - Below Ground Surface
ppmv - Parts Per Million by Volume
N/A - Not applicable
H.S.A. - Hollow-Stem Auger
USCS - Unified Soil Classification System
GW Elev - Groundwater Elevation
WL - Water Level
NR - No Recovery
TOVs: total organic vapors as measured using jar headspace with photo-ionization detector using a 10.6 electron volt bulb with an isobutylene response factor of 0.6.

LIGHTSHIP ENGINEERING
ENVIRONMENTAL & LAND-USE CONSULTANTS

Boring ID: LE-SB2 | Page 1 of 1
Monitoring: N/A | Project #: 500.101.2
Start Date: November 22, 2022 | End Date: November 22, 2022

Client Name: Eversource
Project Name: Former CL&P Area Work Center
Site Address: 1654 King Street
City: Enfield | State: CT

Drilling Co.: New England Geotech
Drilling Method: Direct Push
Driller: Maynor Mendoza
Lightship Rep.: Matthew Duclos
Ben Lasky

Casing		Sampler		Groundwater		Core		Survey	
Type:	N/A	Type:	Acetate	Date:	N/A	Type:	N/A	Lat.	N/A
Size:	N/A	Size:	2 inch	Well Elev.:	N/A	Size:	N/A	Long.	N/A
Hammer:	N/A	Hammer:	N/A	WL (bgs):	N/A	Length:	N/A	Elev.	N/A
Fall:	N/A	Fall:	N/A	GW Elev.:	N/A				

Start Depth	Finish Depth	Sample ID	Blow Count				Recovery (inches)	TOVs (ppmv)	Lithology (USCS)	Description
0	2	LE-SB2-0/2	N/A	N/A	N/A	N/A	12	<0.1	SW	0 - 0.25ft bgs: Asphalt 0.25 - 2ft bgs: Brown, fine to coarse SAND with silt, trace fine to coarse gravel. Dry.
2	4	LE-SB2-2/4	N/A	N/A	N/A	N/A	12	<0.1	SW	Brown, fine to coarse SAND with silt, trace fine to coarse gravel. Dry.
4	6	LE-SB2-4/6	N/A	N/A	N/A	N/A	12	0.1	SW	Brown, fine to coarse SAND with silt, trace fine to coarse gravel. Dry.
6	8	LE-SB2-6/8	N/A	N/A	N/A	N/A	12	<0.1	SW	Brown, fine to coarse SAND with silt, trace fine to coarse gravel. Dry to moist.
8	10	**LE-SB2-8/10**	N/A	N/A	N/A	N/A	12	0.4	SW	Brown, fine to coarse SAND with silt, trace fine to coarse gravel. Fill material observed (ceramic, coal). Wet.
10	12	LE-SB2-10/12	N/A	N/A	N/A	N/A	12	0.4	SW	Brown, fine to coarse SAND with silt, trace fine to coarse gravel. Wet.
12	14	LE-SB2-12/14	N/A	N/A	N/A	N/A	12	0.3	SW	Brown, fine to coarse SAND with silt, trace fine to coarse gravel. Wet.
14	16	**LE-SB2-14/16**	N/A	N/A	N/A	N/A	12	15.3	SW	Brown, fine to coarse SAND with silt, trace fine to coarse gravel. Petroleum like odor observed. Wet.

Soil Boring terminated at 16 feet below grade.

Notes:
Bold indicates soil sample was submitted for laboratory analysis.
bgs - Below Ground Surface
ppmv - Parts Per Million by Volume
N/A - Not applicable
H.S.A. - Hollow-Stem Auger
USCS - Unified Soil Classification System
GW Elev - Groundwater Elevation
WL - Water Level
NR - No Recovery
TOVs: total organic vapors as measured using jar headspace with photo-ionization detector using a 10.6 electron volt bulb with an isobutylene response factor of 0.6.

LIGHTSHIP ENGINEERING
ENVIRONMENTAL & LAND-USE CONSULTANTS

Boring ID: LE-SB3 | Page 1 of 1
Monitoring: N/A | Project #: 500.101.2
Start Date: November 22, 2022 | End Date: November 22, 2022

Client Name: Eversource
Project Name: Former CL&P Area Work Center
Site Address: 1654 King Street
City: Enfield | State: CT

Drilling Co.: New England Geotech
Drilling Method: Direct Push
Driller: Maynor Mendoza
Lightship Rep.: Matthew Duclos
Ben Lasky

Casing		Sampler		Groundwater		Core		Survey	
Type:	N/A	Type:	Acetate	Date:	N/A	Type:	N/A	Lat.	N/A
Size:	N/A	Size:	2 inch	Well Elev.:	N/A	Size:	N/A	Long.	N/A
Hammer:	N/A	Hammer:	N/A	WL (bgs):	N/A	Length:	N/A	Elev.	N/A
Fall:	N/A	Fall:	N/A	GW Elev.:	N/A				

Start Depth	Finish Depth	Sample ID	Blow Count				Recovery (inches)	TOVs (ppmv)	Lithology (USCS)	Description
0	2	LE-SB3-0/2	N/A	N/A	N/A	N/A	12	<0.1	SW	0 - 0.25ft bgs: Asphalt 0.25 - 2ft bgs: Brown, fine to coarse SAND with silt, trace fine to coarse gravel. Dry.
2	4	LE-SB3-2/4	N/A	N/A	N/A	N/A	12	<0.1	SW	Brown, fine to coarse SAND with silt, trace fine to coarse gravel. Dry.
4	6	LE-SB3-4/6	N/A	N/A	N/A	N/A	12	<0.1	SW	Brown, fine to coarse SAND with silt, trace fine to coarse gravel. Dry.
6	8	LE-SB3-6/8	N/A	N/A	N/A	N/A	12	<0.1	SW	Brown, fine to coarse SAND with silt, trace fine to coarse gravel. Dry to moist.
8	10	LE-SB3-8/10	N/A	N/A	N/A	N/A	12	<0.1	SW	Brown, fine to coarse SAND with silt, trace fine to coarse gravel. Wet.
10	12	LE-SB3-10/12	N/A	N/A	N/A	N/A	12	<0.1	SW	Brown, fine to coarse SAND with silt, trace fine to coarse gravel. Wet.
12	14	**LE-SB3-12/14**	N/A	N/A	N/A	N/A	12	0.6	SW	Brown, fine to coarse SAND with silt, trace fine to coarse gravel. Wet.
14	16	**LE-SB3-14/16**	N/A	N/A	N/A	N/A	12	0.3	SW	Brown, fine to coarse SAND with silt, trace fine to coarse gravel. Wet.

Soil Boring terminated at 16 feet below grade.

Notes: **Bold** indicates soil sample was submitted for laboratory analysis.
bgs - Below Ground Surface
ppmv - Parts Per Million by Volume
N/A - Not applicable
H.S.A. - Hollow-Stem Auger
USCS - Unified Soil Classification System
GW Elev - Groundwater Elevation
WL - Water Level
NR - No Recovery
TOVs: total organic vapors as measured using jar headspace with photo-ionization detector using a 10.6 electron volt bulb with an isobutylene response factor of 0.6.

LIGHTSHIP ENGINEERING
ENVIRONMENTAL & LAND-USE CONSULTANTS

Boring ID: LE-SB4 | Page 1 of 1
Monitoring: N/A | Project #: 500.101.2
Start Date: November 22, 2022 | End Date: November 22, 2022

Client Name: Eversource
Project Name: Former CL&P Area Work Center
Site Address: 1654 King Street
City: Enfield | State: CT

Drilling Co.: New England Geotech
Drilling Method: Direct Push
Driller: Maynor Mendoza
Lightship Rep.: Matthew Duclos
Ben Lasky

Casing		Sampler		Groundwater		Core		Survey	
Type:	N/A	Type:	Acetate	Date:	N/A	Type:	N/A	Lat.	N/A
Size:	N/A	Size:	2 inch	Well Elev.:	N/A	Size:	N/A	Long.	N/A
Hammer:	N/A	Hammer:	N/A	WL (bgs):	N/A	Length:	N/A	Elev.	N/A
Fall:	N/A	Fall:	N/A	GW Elev.:	N/A				

Start Depth	Finish Depth	Sample ID	Blow Count				Recovery (inches)	TOVs (ppmv)	Lithology (USCS)	Description
0	2	LE-SB4-0/2	N/A	N/A	N/A	N/A	12	<0.1	SW	0 - 0.25ft bgs: Asphalt 0.25 - 2ft bgs: Brown, fine to coarse SAND with silt, trace fine to coarse gravel. Dry.
2	4	LE-SB4-2/4	N/A	N/A	N/A	N/A	12	<0.1	SW	Brown, fine to coarse SAND with silt, trace fine to coarse gravel. Dry.
4	6	**LE-SB4-4/6**	N/A	N/A	N/A	N/A	12	0.3	SW	Brown, fine to coarse SAND with silt, trace fine to coarse gravel. Dry.
6	8	LE-SB4-6/8	N/A	N/A	N/A	N/A	12	0.2	SW	Tan, fine to coarse SAND with silt, trace fine to coarse gravel. Wet.
8	10	LE-SB4-8/10	N/A	N/A	N/A	N/A	12	0.1	SW	Brown, fine to coarse SAND with silt, trace fine to coarse gravel. Wet.
10	12	LE-SB4-10/12	N/A	N/A	N/A	N/A	12	0.1	SW	Brown, fine to coarse SAND with silt, trace fine to coarse gravel. Wet.
12	14	LE-SB4-12/14	N/A	N/A	N/A	N/A	12	0.1	SW	Brown, fine to coarse SAND with silt, trace fine to coarse gravel. Wet.
14	16	**LE-SB4-14/16**	N/A	N/A	N/A	N/A	12	<0.1	SW	Brown, fine to coarse SAND with silt, trace fine to coarse gravel. Wet.

Soil Boring terminated at 16 feet below grade.

Notes: **Bold** indicates soil sample was submitted for laboratory analysis.
bgs - Below Ground Surface
ppmv - Parts Per Million by Volume
N/A - Not applicable
H.S.A. - Hollow-Stem Auger
USCS - Unified Soil Classification System
GW Elev - Groundwater Elevation
WL - Water Level
NR - No Recovery
TOVs: total organic vapors as measured using jar headspace with photo-ionization detector using a 10.6 electron volt bulb with an isobutylene response factor of 0.6.

LIGHTSHIP ENGINEERING
ENVIRONMENTAL & LAND-USE CONSULTANTS

Boring ID: LE-SB5 | Page 1 of 1
Monitoring: N/A | Project #: 500.101.2
Start Date: November 22, 2022 | End Date: November 22, 2022

Client Name: Eversource
Project Name: Former CL&P Area Work Center
Site Address: 1654 King Street
City: Enfield | State: CT

Drilling Co.: New England Geotech
Drilling Method: Direct Push
Driller: Maynor Mendoza
Lightship Rep.: Matthew Duclos
Ben Lasky

Casing		Sampler		Groundwater		Core		Survey	
Type:	N/A	Type:	Acetate	Date:	N/A	Type:	N/A	Lat.	N/A
Size:	N/A	Size:	2 inch	Well Elev.:	N/A	Size:	N/A	Long.	N/A
Hammer:	N/A	Hammer:	N/A	WL (bgs):	N/A	Length:	N/A	Elev.	N/A
Fall:	N/A	Fall:	N/A	GW Elev.:	N/A				

Start Depth	Finish Depth	Sample ID	Blow Count				Recovery (inches)	TOVs (ppmv)	Lithology (USCS)	Description
0	2	LE-SB5-0/2	N/A	N/A	N/A	N/A	12	0.1	SW	0 - 1ft bgs: Asphalt 0.25 - 2ft bgs: Gray, fine to coarse SAND with silt, trace fine to coarse gravel. Dry.
2	4	LE-SB5-2/4	N/A	N/A	N/A	N/A	12	0.2	SW	Gray, fine to coarse SAND with silt, trace fine to coarse gravel. Wet.
4	6	LE-SB5-4/6	N/A	N/A	N/A	N/A	12	0.5	SW	Brown, fine to coarse SAND with silt, trace fine to coarse gravel. Dry.
6	8	LE-SB5-6/8	N/A	N/A	N/A	N/A	12	<0.1	SW	Brown, fine to coarse SAND with silt, trace fine to coarse gravel. Wet.
8	10	**LE-SB5-8/10**	N/A	N/A	N/A	N/A	12	39.8	SW	Gray to olive, fine to coarse SAND with silt, trace fine to coarse gravel. Petroleum-like odor observed. Wet.
10	12	LE-SB5-10/12	N/A	N/A	N/A	N/A	12	10.1	SW	Brown, fine to coarse SAND with silt, trace fine to coarse gravel. Wet.
12	14	LE-SB5-12/14	N/A	N/A	N/A	N/A	12	7.2	SW	Brown, fine to coarse SAND with silt, trace fine to coarse gravel. Wet.
14	16	**LE-SB5-14/16**	N/A	N/A	N/A	N/A	12	2.4	SW	Brown, fine to coarse SAND with silt, trace fine to coarse gravel. Wet.

Soil Boring terminated at 16 feet below grade.

Notes:
Bold indicates soil sample was submitted for laboratory analysis.
bgs - Below Ground Surface
ppmv - Parts Per Million by Volume
N/A - Not applicable
H.S.A. - Hollow-Stem Auger
USCS - Unified Soil Classification System
GW Elev - Groundwater Elevation
WL - Water Level
NR - No Recovery
TOVs: total organic vapors as measured using jar headspace with photo-ionization detector using a 10.6 electron volt bulb with an isobutylene response factor of 0.6.

LIGHTSHIP ENGINEERING
ENVIRONMENTAL & LAND-USE CONSULTANTS

Boring ID: LE-SB6 | Page 1 of 1
Monitoring: N/A | Project #: 500.101.2
Start Date: November 22, 2022 | End Date: November 22, 2022

Client Name: Eversource
Project Name: Former CL&P Area Work Center
Site Address: 1654 King Street
City: Enfield | State: CT

Drilling Co.: New England Geotech
Drilling Method: Direct Push
Driller: Maynor Mendoza
Lightship Rep.: Matthew Duclos
Ben Lasky

Casing		Sampler		Groundwater		Core		Survey	
Type:	N/A	Type:	Acetate	Date:	N/A	Type:	N/A	Lat.	N/A
Size:	N/A	Size:	2 inch	Well Elev.:	N/A	Size:	N/A	Long.	N/A
Hammer:	N/A	Hammer:	N/A	WL (bgs):	N/A	Length:	N/A	Elev.	N/A
Fall:	N/A	Fall:	N/A	GW Elev.:	N/A				

Start Depth	Finish Depth	Sample ID	Blow Count				Recovery (inches)	TOVs (ppmv)	Lithology (USCS)	Description
0	2	LE-SB6-0/2	N/A	N/A	N/A	N/A	12	<0.1	SW	0 - 0.25ft bgs: Asphalt 0.25 - 2ft bgs: Brown, fine to coarse SAND with silt, trace fine to coarse gravel. Dry.
2	4	LE-SB6-2/4	N/A	N/A	N/A	N/A	12	<0.1	SW	Brown, fine to coarse SAND with silt, trace fine to coarse gravel. Dry.
4	6	LE-SB6-4/6	N/A	N/A	N/A	N/A	12	<0.1	SW	Tan to olive, fine to coarse SAND with silt, trace fine to coarse gravel. Dry to moist
6	8	LE-SB6-6/8	N/A	N/A	N/A	N/A	12	<0.1	SW	Brown, fine to coarse SAND with silt, trace fine to coarse gravel. Wet.
8	10	**LE-SB6-8/10**	N/A	N/A	N/A	N/A	12	1.9	SW	Brown, fine to coarse SAND with silt, trace fine to coarse gravel. Wet.
10	12	LE-SB6-10/12	N/A	N/A	N/A	N/A	12	1.1	SW	Dark brown to black, fine to coarse SAND with silt, trace fine to coarse gravel. Wet.
12	14	LE-SB6-12/14	N/A	N/A	N/A	N/A	12	0.5	SW	Brown, fine to coarse SAND with silt, trace fine to coarse gravel. Wet.
14	16	**LE-SB6-14/16**	N/A	N/A	N/A	N/A	12	0.6	SW	Brown, fine to coarse SAND with silt, trace fine to coarse gravel. Wet.

Soil Boring terminated at 16 feet below grade.

Notes: **Bold** indicates soil sample was submitted for laboratory analysis.
bgs - Below Ground Surface
ppmv - Parts Per Million by Volume
N/A - Not applicable
H.S.A. - Hollow-Stem Auger
USCS - Unified Soil Classification System
GW Elev - Groundwater Elevation
WL - Water Level
NR - No Recovery
TOVs: total organic vapors as measured using jar headspace with photo-ionization detector using a 10.6 electron volt bulb with an isobutylene response factor of 0.6.

LIGHTSHIP ENGINEERING
ENVIRONMENTAL & LAND-USE CONSULTANTS

Boring ID: LE-SB7 | Page 1 of 1
Monitoring N/A | Project #: 500.101.2
Start Date: November 22, 2022 | End Date: November 22, 2022

Client Name: Eversource
Project Name: Former CL&P Area Work Center
Site Address: 1654 King Street
City: Enfield State: CT

Drilling Co.: New England Geotech
Drilling Method: Direct Push
Driller: Maynor Mendoza
Lightship Rep.: Matthew Duclos
Ben Lasky

Casing		Sampler		Groundwater		Core		Survey	
Type:	N/A	Type:	Acetate	Date:	N/A	Type:	N/A	Lat.	N/A
Size:	N/A	Size:	2 inch	Well Elev.:	N/A	Size:	N/A	Long.	N/A
Hammer:	N/A	Hammer:	N/A	WL (bgs):	N/A	Length:	N/A	Elev.	N/A
Fall:	N/A	Fall:	N/A	GW Elev.:	N/A				

Start Depth	Finish Depth	Sample ID	Blow Count				Recovery (inches)	TOVs (ppmv)	Lithology (USCS)	Description
0	2	LE-SB7-0/2	N/A	N/A	N/A	N/A	12	<0.1	SW	0 - 0.25ft bgs: Asphalt 0.25 - 2ft bgs: Brown, fine to coarse SAND with silt, trace fine to coarse gravel. Dry.
2	4	LE-SB7-2/4	N/A	N/A	N/A	N/A	12	<0.1	SW	Brown, fine to coarse SAND with silt, trace fine to coarse gravel. Dry.
4	6	LE-SB7-4/6	N/A	N/A	N/A	N/A	12	0.4	SW	Brown, fine to coarse SAND with silt, trace fine to coarse gravel. Dry.
6	8	LE-SB7-6/8	N/A	N/A	N/A	N/A	12	3.8	SW	Brown and tan, fine to coarse SAND with silt, trace fine to coarse gravel. Dry to moist.
8	10	**LE-SB7-8/10**	N/A	N/A	N/A	N/A	12	8.5	SW	Brown to olive, fine to coarse SAND with silt, trace fine to coarse gravel. Wet.
10	12	LE-SB7-10/12	N/A	N/A	N/A	N/A	12	1.2	SW	Brown to olive, fine to coarse SAND with silt, trace fine to coarse gravel. Wet.
12	14	**LE-SB7-12/14**	N/A	N/A	N/A	N/A	12	18.0	SW	Black, fine to coarse SAND with silt, trace fine to coarse gravel. Wet. Fill material observed (ceramic, wood).
14	16	LE-SB7-14/16	N/A	N/A	N/A	N/A	12	2.2	SW	Brown, fine to coarse SAND with silt, trace fine to coarse gravel. Wet.

Soil Boring terminated at 16 feet below grade.

Notes: **Bold** indicates soil sample was submitted for laboratory analysis.
bgs - Below Ground Surface
ppmv - Parts Per Million by Volume
N/A - Not applicable
H.S.A. - Hollow-Stem Auger
USCS - Unified Soil Classification System
GW Elev - Groundwater Elevation
WL - Water Level
NR - No Recovery
TOVs: total organic vapors as measured using jar headspace with photo-ionization detector using a 10.6 electron volt bulb with an isobutylene response factor of 0.6.

LIGHTSHIP ENGINEERING
ENVIRONMENTAL & LAND-USE CONSULTANTS

Boring ID: LE-SB8 | Page 1 of 1
Monitoring: N/A | Project #: 500.101.2
Start Date: November 22, 2022 | End Date: November 22, 2022

Client Name: Eversource
Project Name: Former CL&P Area Work Center
Site Address: 1654 King Street
City: Enfield | State: CT

Drilling Co.: New England Geotech
Drilling Method: Direct Push
Driller: Maynor Mendoza
Lightship Rep.: Matthew Duclos
Ben Lasky

Casing		Sampler		Groundwater		Core		Survey	
Type:	N/A	Type:	Acetate	Date:	N/A	Type:	N/A	Lat.	N/A
Size:	N/A	Size:	2 inch	Well Elev.:	N/A	Size:	N/A	Long.	N/A
Hammer:	N/A	Hammer:	N/A	WL (bgs):	N/A	Length:	N/A	Elev.	N/A
Fall:	N/A	Fall:	N/A	GW Elev.:	N/A				

Start Depth	Finish Depth	Sample ID	Blow Count				Recovery (inches)	TOVs (ppmv)	Lithology (USCS)	Description
0	2	LE-SB8-0/2	N/A	N/A	N/A	N/A	12	0.1	SW	0 - 0.25ft bgs: Asphalt 0.25 - 2ft bgs: Brown, fine to coarse SAND with silt, trace fine to coarse gravel. Dry.
2	4	LE-SB8-2/4	N/A	N/A	N/A	N/A	12	0.1	SW	Brown, fine to coarse SAND with silt, trace fine to coarse gravel. Dry.
4	6	LE-SB8-4/6	N/A	N/A	N/A	N/A	12	<0.1	SW	Brown, fine to coarse SAND with silt, trace fine to coarse gravel. Dry.
6	8	LE-SB8-6/8	N/A	N/A	N/A	N/A	12	1.9	SW	Brown, fine to coarse SAND with silt, trace fine to coarse gravel. Moist.
8	10	LE-SB8-8/10	N/A	N/A	N/A	N/A	12	1.1	SW	Tan to olive, fine to coarse SAND with silt, trace fine to coarse gravel. Wet.
10	12	LE-SB8-10/12	N/A	N/A	N/A	N/A	12	17.0	SW	Brown and gray, fine to coarse SAND with silt, trace fine to coarse gravel. Wet.
12	14	LE-SB8-12/14	N/A	N/A	N/A	N/A	12	13.8	SW	Brown and gray, fine to coarse SAND with silt, trace fine to coarse gravel. Wet.
14	16	LE-SB8-14/16	N/A	N/A	N/A	N/A	12	18.7	SW	Brown and gray, fine to coarse SAND with silt, trace fine to coarse gravel. Wet.
16	18	**LE-SB1-16/18**	N/A	N/A	N/A	N/A	12	29.8	SW	Brown, fine to coarse SAND with silt, trace fine to coarse gravel. Wet.
18	20	**LE-SB1-18/20**	N/A	N/A	N/A	N/A	12	1.9	SW	Brown, fine to coarse SAND with silt, trace fine to coarse gravel. Wet.

Soil Boring terminated at 20 feet below grade.

Notes:
Bold indicates soil sample was submitted for laboratory analysis.
bgs - Below Ground Surface
ppmv - Parts Per Million by Volume
N/A - Not applicable
H.S.A. - Hollow-Stem Auger
USCS - Unified Soil Classification System
GW Elev - Groundwater Elevation
WL - Water Level
NR - No Recovery
TOVs: total organic vapors as measured using jar headspace with photo-ionization detector using a 10.6 electron volt bulb with an isobutylene response factor of 0.6.

LIGHTSHIP ENGINEERING
ENVIRONMENTAL & LAND-USE CONSULTANTS

Boring ID: LE-SB9 | Page 1 of 1
Monitoring: N/A | Project #: 500.101.2
Start Date: November 22, 2022 | End Date: November 22, 2022

Client Name: Eversource
Project Name: Former CL&P Area Work Center
Site Address: 1654 King Street
City: Enfield | State: CT

Drilling Co.: New England Geotech
Drilling Method: Direct Push
Driller: Maynor Mendoza
Lightship Rep.: Matthew Duclos
Ben Lasky

Casing		Sampler		Groundwater		Core		Survey	
Type:	N/A	Type:	Acetate	Date:	N/A	Type:	N/A	Lat.	N/A
Size:	N/A	Size:	2 inch	Well Elev.:	N/A	Size:	N/A	Long.	N/A
Hammer:	N/A	Hammer:	N/A	WL (bgs):	N/A	Length:	N/A	Elev.	N/A
Fall:	N/A	Fall:	N/A	GW Elev.:	N/A				

Start Depth	Finish Depth	Sample ID	Blow Count				Recovery (inches)	TOVs (ppmv)	Lithology (USCS)	Description
0	2	LE-SB9-0/2	N/A	N/A	N/A	N/A	12	1.0	SW	0 - 0.25ft bgs: Asphalt 0.25 - 2ft bgs: Brown, fine to coarse SAND with silt, trace fine to coarse gravel. Dry.
2	4	LE-SB9-2/4	N/A	N/A	N/A	N/A	12	1.7	SW	Brown, fine to coarse SAND with silt, trace fine to coarse gravel. Dry.
4	6	LE-SB9-4/6	N/A	N/A	N/A	N/A	12	0.4	SW	Brown, fine to coarse SAND with silt, trace fine to coarse gravel. Dry.
6	8	LE-SB9-6/8	N/A	N/A	N/A	N/A	12	1.7	SW	Brown, fine to coarse SAND with silt, trace fine to coarse gravel. Moist.
8	10	LE-SB9-8/10	N/A	N/A	N/A	N/A	12	4.0	SW	Brown to tan, fine to coarse SAND with silt, trace fine to coarse gravel. Wet.
10	12	**LE-SB9-10/12**	N/A	N/A	N/A	N/A	12	5.0	SW	Brown, fine to coarse SAND with silt, trace fine to coarse gravel. Wet.
12	14	LE-SB9-12/14	N/A	N/A	N/A	N/A	12	1.0	SW	Brown, fine to coarse SAND with silt, trace fine to coarse gravel. Wet.
14	16	**LE-SB9-14/16**	N/A	N/A	N/A	N/A	12	0.6	SW	Brown, fine to coarse SAND with silt, trace fine to coarse gravel. Wet.

Soil Boring terminated at 16 feet below grade.

Notes: **Bold** indicates soil sample was submitted for laboratory analysis.
bgs - Below Ground Surface
ppmv - Parts Per Million by Volume
N/A - Not applicable
H.S.A. - Hollow-Stem Auger
USCS - Unified Soil Classification System
GW Elev - Groundwater Elevation
WL - Water Level
NR - No Recovery
TOVs: total organic vapors as measured using jar headspace with photo-ionization detector using a 10.6 electron volt bulb with an isobutylene response factor of 0.6.

LIGHTSHIP ENGINEERING
ENVIRONMENTAL & LAND-USE CONSULTANTS

Boring ID: LE-SB10 | Page 1 of 1
Monitoring: N/A | Project #: 500.101.2
Start Date: November 22, 2022 | End Date: November 22, 2022

Client Name: Eversource
Project Name: Former CL&P Area Work Center
Site Address: 1654 King Street
City: Enfield | State: CT

Drilling Co.: New England Geotech
Drilling Method: Direct Push
Driller: Maynor Mendoza
Lightship Rep.: Matthew Duclos
Ben Lasky

Casing		Sampler		Groundwater		Core		Survey	
Type:	N/A	Type:	Acetate	Date:	N/A	Type:	N/A	Lat.	N/A
Size:	N/A	Size:	2 inch	Well Elev.:	N/A	Size:	N/A	Long.	N/A
Hammer:	N/A	Hammer:	N/A	WL (bgs):	N/A	Length:	N/A	Elev.	N/A
Fall:	N/A	Fall:	N/A	GW Elev.:	N/A				

Start Depth	Finish Depth	Sample ID	Blow Count				Recovery (inches)	TOVs (ppmv)	Lithology (USCS)	Description
0	2	LE-SB10-0/2	N/A	N/A	N/A	N/A	12	0.2	SW	0 - 0.25ft bgs: Asphalt 0.25 - 2ft bgs: Brown, fine to coarse SAND with silt, trace fine to coarse gravel. Dry.
2	4	LE-SB10-2/4	N/A	N/A	N/A	N/A	12	0.2	SW	Brown, fine to coarse SAND with silt, trace fine to coarse gravel. Dry.
4	6	LE-SB10-4/6	N/A	N/A	N/A	N/A	12	0.1	SW	Brown, fine to coarse SAND with silt, trace fine to coarse gravel. Moist.
6	8	LE-SB10-6/8	N/A	N/A	N/A	N/A	12	0.1	SW	Brown, fine to coarse SAND with silt, trace fine to coarse gravel. Moist.
8	10	**LE-SB10-8/10**	N/A	N/A	N/A	N/A	12	0.1	SW	Brown, fine to coarse SAND with silt, trace fine to coarse gravel. Moist.
10	12	LE-SB10-10/12	N/A	N/A	N/A	N/A	12	0.1	SW	Brown, fine to coarse SAND with silt, trace fine to coarse gravel. Wet.
12	14	LE-SB10-12/14	N/A	N/A	N/A	N/A	12	0.1	SW	Brown, fine to coarse SAND with silt, trace fine to coarse gravel. Wet.
14	16	**LE-SB10-14/16**	N/A	N/A	N/A	N/A	12	0.1	SW	Brown, fine to coarse SAND with silt, trace fine to coarse gravel. Wet.

Soil Boring terminated at 16 feet below grade.

Notes: **Bold** indicates soil sample was submitted for laboratory analysis.
bgs - Below Ground Surface
ppmv - Parts Per Million by Volume
N/A - Not applicable
H.S.A. - Hollow-Stem Auger
USCS - Unified Soil Classification System
GW Elev - Groundwater Elevation
WL - Water Level
NR - No Recovery
TOVs: total organic vapors as measured using jar headspace with photo-ionization detector using a 10.6 electron volt bulb with an isobutylene response factor of 0.6.

LIGHTSHIP ENGINEERING
ENVIRONMENTAL & LAND-USE CONSULTANTS

Boring ID: LE-SB11 | Page 1 of 1
Monitoring: N/A | Project #: 500.101.2
Start Date: November 22, 2022 | End Date: November 22, 2022

Client Name: Eversource
Project Name: Former CL&P Area Work Center
Site Address: 1654 King Street
City: Enfield | State: CT

Drilling Co.: New England Geotech
Drilling Method: Direct Push
Driller: Maynor Mendoza
Lightship Rep.: Matthew Duclos
Ben Lasky

Casing		Sampler		Groundwater		Core		Survey	
Type:	N/A	Type:	Acetate	Date:	N/A	Type:	N/A	Lat.	N/A
Size:	N/A	Size:	2 inch	Well Elev.:	N/A	Size:	N/A	Long.	N/A
Hammer:	N/A	Hammer:	N/A	WL (bgs):	N/A	Length:	N/A	Elev.	N/A
Fall:	N/A	Fall:	N/A	GW Elev.:	N/A				

Start Depth	Finish Depth	Sample ID	Blow Count				Recovery (inches)	TOVs (ppmv)	Lithology (USCS)	Description
0	2	LE-SB11-0/2	N/A	N/A	N/A	N/A	12	<0.1	SW	0 - 0.25ft bgs: Asphalt 0.25 - 2ft bgs: Brown, fine to coarse SAND with silt, trace fine to coarse gravel. Dry.
2	4	LE-SB11-2/4	N/A	N/A	N/A	N/A	12	<0.1	SW	Brown, fine to coarse SAND with silt, trace fine to coarse gravel. Dry.
4	6	LE-SB11-4/6	N/A	N/A	N/A	N/A	12	0.3	SW	Gray to tan, fine to coarse SAND with silt, trace fine to coarse gravel. Wet.
6	8	LE-SB11-6/8	N/A	N/A	N/A	N/A	12	1.9	SW	Gray to tan, fine to coarse SAND with silt, trace fine to coarse gravel. Wet.
8	10	LE-SB11-8/10	N/A	N/A	N/A	N/A	12	0.8	SW	Brown, fine to coarse SAND with silt, trace fine to coarse gravel. Wet.
10	12	LE-SB11-10/12	N/A	N/A	N/A	N/A	12	0.6	SW	Gray to tan, fine to coarse SAND with silt, trace fine to coarse gravel. Moist.
12	14	**LE-SB11-12/14**	N/A	N/A	N/A	N/A	12	6.8	SW	Brown, fine to coarse SAND with silt, trace fine to coarse gravel. Moist.
14	16	LE-SB11-14/16	N/A	N/A	N/A	N/A	12	1.4	SW	Brown, fine to coarse SAND with silt, trace fine to coarse gravel. Wet.
16	18	LE-SB1-16/18	N/A	N/A	N/A	N/A	12	6.1	SW	Brown, fine to coarse SAND with silt, trace fine to coarse gravel. Wet.
18	20	**LE-SB1-18/20**	N/A	N/A	N/A	N/A	12	0.8	SW	Brown, fine to coarse SAND with silt, trace fine to coarse gravel. Wet.

Soil Boring terminated at 20 feet below grade.

Notes:
Bold indicates soil sample was submitted for laboratory analysis.
bgs - Below Ground Surface
ppmv - Parts Per Million by Volume
N/A - Not applicable
H.S.A. - Hollow-Stem Auger
USCS - Unified Soil Classification System
GW Elev - Groundwater Elevation
WL - Water Level
NR - No Recovery
TOVs: total organic vapors as measured using jar headspace with photo-ionization detector using a 10.6 electron volt bulb with an isobutylene response factor of 0.6.

LIGHTSHIP ENGINEERING
ENVIRONMENTAL & LAND-USE CONSULTANTS

Boring ID: LE-SB12 | Page 1 of 1
Monitoring: N/A | Project #: 500.101.2
Start Date: November 22, 2022 | End Date: November 22, 2022

Client Name: Eversource
Project Name: Former CL&P Area Work Center
Site Address: 1654 King Street
City: Enfield | State: CT

Drilling Co.: New England Geotech
Drilling Method: Direct Push
Driller: Maynor Mendoza
Lightship Rep.: Matthew Duclos
Ben Lasky

Casing		Sampler		Groundwater		Core		Survey	
Type:	N/A	Type:	Acetate	Date:	N/A	Type:	N/A	Lat.	N/A
Size:	N/A	Size:	2 inch	Well Elev.:	N/A	Size:	N/A	Long.	N/A
Hammer:	N/A	Hammer:	N/A	WL (bgs):	N/A	Length:	N/A	Elev.	N/A
Fall:	N/A	Fall:	N/A	GW Elev.:	N/A				

Start Depth	Finish Depth	Sample ID	Blow Count				Recovery (inches)	TOVs (ppmv)	Lithology (USCS)	Description
0	2	LE-SB12-0/2	N/A	N/A	N/A	N/A	12	1.6	SW	0 - 0.25ft bgs: Asphalt 0.25 - 2ft bgs: Brown, fine to coarse SAND with silt, trace fine to coarse gravel. Dry.
2	4	LE-SB12-2/4	N/A	N/A	N/A	N/A	12	0.9	SW	Brown, fine to coarse SAND with silt, trace fine to coarse gravel. Dry.
4	6	LE-SB12-4/6	N/A	N/A	N/A	N/A	12	0.8	SW	Gray to tan, fine to coarse SAND with silt, trace fine to coarse gravel. Wet.
6	8	LE-SB12-6/8	N/A	N/A	N/A	N/A	12	3.2	SW	Gray to tan, fine to coarse SAND with silt, trace fine to coarse gravel. Wet.
8	10	**LE-SB12-8/10**	N/A	N/A	N/A	N/A	12	147.7	SW	Brown, fine to coarse SAND with silt, trace fine to coarse gravel. Wet.
10	12	**LE-SB12-10/12**	N/A	N/A	N/A	N/A	12	25.7	SW	Gray to tan, fine to coarse SAND with silt, trace fine to coarse gravel. Moist.
12	14	LE-SB12-12/14	N/A	N/A	N/A	N/A	12	25.5	SW	Brown, fine to coarse SAND with silt, trace fine to coarse gravel. Moist.
14	16	LE-SB12-14/16	N/A	N/A	N/A	N/A	12	4.2	SW	Brown, fine to coarse SAND with silt, trace fine to coarse gravel. Wet.
16	18	LE-SB1-16/18	N/A	N/A	N/A	N/A	12	0.3	SW	Brown, fine to coarse SAND with silt, trace fine to coarse gravel. Wet.
18	20	LE-SB1-18/20	N/A	N/A	N/A	N/A	12	1.5	SW	Brown, fine to coarse SAND with silt, trace fine to coarse gravel. Wet.

Soil Boring terminated at 20 feet below grade.

Notes:
Bold indicates soil sample was submitted for laboratory analysis.
bgs - Below Ground Surface
ppmv - Parts Per Million by Volume
N/A - Not applicable
H.S.A. - Hollow-Stem Auger
USCS - Unified Soil Classification System
GW Elev - Groundwater Elevation
WL - Water Level
NR - No Recovery
TOVs: total organic vapors as measured using jar headspace with photo-ionization detector using a 10.6 electron volt bulb with an isobutylene response factor of 0.6.

LIGHTSHIP ENGINEERING
ENVIRONMENTAL & LAND-USE CONSULTANTS

Boring ID: LE-SB13 | Page 1 of 1
Monitoring: N/A | Project #: 500.101.2
Start Date: November 22, 2022 | End Date: November 22, 2022

Client Name: Eversource
Project Name: Former CL&P Area Work Center
Site Address: 1654 King Street
City: Enfield | State: CT

Drilling Co.: New England Geotech
Drilling Method: Direct Push
Driller: Maynor Mendoza
Lightship Rep.: Matthew Duclos
Ben Lasky

Casing		Sampler		Groundwater		Core		Survey	
Type:	N/A	Type:	Acetate	Date:	N/A	Type:	N/A	Lat.	N/A
Size:	N/A	Size:	2 inch	Well Elev.:	N/A	Size:	N/A	Long.	N/A
Hammer:	N/A	Hammer:	N/A	WL (bgs):	N/A	Length:	N/A	Elev.	N/A
Fall:	N/A	Fall:	N/A	GW Elev.:	N/A				

Start Depth	Finish Depth	Sample ID	Blow Count				Recovery (inches)	TOVs (ppmv)	Lithology (USCS)	Description
0	2	LE-SB13-0/2	N/A	N/A	N/A	N/A	12	0.1	SW	0 - 0.25ft bgs: Asphalt 0.25 - 2ft bgs: Brown, fine to coarse SAND with silt, trace fine to coarse gravel. Dry.
2	4	LE-SB13-2/4	N/A	N/A	N/A	N/A	12	1.7	SW	Brown, fine to coarse SAND with silt, trace fine to coarse gravel. Dry.
4	6	LE-SB13-4/6	N/A	N/A	N/A	N/A	12	7.9	SW	Brown, fine to coarse SAND with silt, trace fine to coarse gravel. Dry.
6	8	LE-SB13-6/8	N/A	N/A	N/A	N/A	12	4.2	SW	Brown, fine to coarse SAND with silt, trace fine to coarse gravel. Dry.
8	10	LE-SB13-8/10	N/A	N/A	N/A	N/A	12	76.7	SW	Brown, fine to coarse SAND with silt, trace fine to coarse gravel. Moist.
10	12	**LE-SB13-10/12**	N/A	N/A	N/A	N/A	12	124.2	SW	Brown, fine to coarse SAND with silt, trace fine to coarse gravel. Wet.
12	14	LE-SB13-12/14	N/A	N/A	N/A	N/A	12	8.4	SW	Brown, fine to coarse SAND with silt, trace fine to coarse gravel. Wet.
14	16	**LE-SB13-14/16**	N/A	N/A	N/A	N/A	12	1.3	SW	Brown, fine to coarse SAND with silt, trace fine to coarse gravel. Wet.
16	18	LE-SB1-16/18	N/A	N/A	N/A	N/A	12	1.1	SW	Brown, fine to coarse SAND with silt, trace fine to coarse gravel. Wet.
18	20	LE-SB1-18/20	N/A	N/A	N/A	N/A	12	0.1	SW	Brown, fine to coarse SAND with silt, trace fine to coarse gravel. Wet.

Soil Boring terminated at 20 feet below grade.

Notes:
Bold indicates soil sample was submitted for laboratory analysis.
bgs - Below Ground Surface
ppmv - Parts Per Million by Volume
N/A - Not applicable
H.S.A. - Hollow-Stem Auger
USCS - Unified Soil Classification System
GW Elev - Groundwater Elevation
WL - Water Level
NR - No Recovery
TOVs: total organic vapors as measured using jar headspace with photo-ionization detector using a 10.6 electron volt bulb with an isobutylene response factor of 0.6.

ATTACHMENT D

LABORATORY ANALYTICAL DATA TABLES

Table 1 2022 Soil Sampling Analytical Results Summary

Table 1
2022 Soil Sampling Analytical Results Summary
Former CL&P Area Work Center
1654 King Street
Enfield, Connecticut

Sampling Location	LE-SB1-6/8	LE-SB1-14/16	LE-SB2-8/10	LE-SB2-14/16	LE-SB3-12/14	LE-SB4-4/6	LE-SB4-14/16	LE-SB5-8/10	LE-SB6-8/10	LE-SB7-8/10	LE-SB8-16/18	LE-SB9-10/12	LE-SB10-8/10	LE-SB11-12/14	LE-SB11-8/10	LE-SB13-10/12	B104-14-16	B101-14-16	B107-14-16	B110-14-16	TP104-14-16	B104-5	B104-10	S6-5	TP104-6-8	B-101-9.5	B-107-9.5	Residential Direct Exposure Criteria	I/C Direct Exposure Criteria	Alternative I/C Direct Exposure PAH Criteria	GB Pollutant Mobility Criteria[1]
Depth Interval (feet)	6-8	14-16	8-10	14-16	12-14	4-6[1]	14-16	8-10	8-10	8-10	16-18	10-12	8-10	12-14	8-10	10-12	14-16	14-16	14-16	14-16	14-16	5[1]	10	5[1]	6-8	9.5	9.5				
Sample Date	11/22/2022	11/22/2022	11/22/2022	11/22/2022	11/22/2022	11/22/2022	11/22/2022	11/22/2022	11/22/2022	11/22/2022	11/22/2022	11/22/2022	11/22/2022	11/22/2022	11/22/2022	11/22/2022	11/22/2022	11/22/2022	11/22/2022	11/22/2022	11/22/2022	11/22/2022	11/22/2022	11/22/2022	11/22/2022	11/22/2022	11/22/2022				
Petroleum Hydrocarbon Analysis by MASS EPH (mg/kg)																															
C9-C18 Aliphatics	BRL<33.5	BRL<17.1	BRL<36.8	BRL<31.9	BRL<17.4	BRL<33.4	BRL<16.8	BRL<17.3	BRL<16.5	BRL<16.8	98.3	BRL<16.5	BRL<16.9	BRL<16.6	BRL<17	BRL<16.9	BRL<16.4	BRL<17.4	BRL<18.3	BRL<17.7	BRL<17.4	NA	NA	NA	NA	NA	NA	500	1,000	-	140
C19-C36 Aliphatics	152	BRL<17.1	88.3	61.7	BRL<17.4	BRL<33.4	BRL<16.8	BRL<17.3	BRL<16.5	BRL<16.8	246	BRL<16.5	BRL<16.9	BRL<16.6	BRL<17	BRL<16.9	BRL<16.4	BRL<17.4	BRL<18.3	BRL<17.7	BRL<17.4	NA	NA	NA	NA	NA	NA	1,000	2,500	-	200
C11-C22 Aromatics	344	BRL<17.1	87.9	213	BRL<17.4	*46.2*	BRL<16.8	BRL<17.3	20.4	BRL<16.8	123	BRL<16.5	BRL<16.9	BRL<16.6	BRL<17	BRL<16.9	BRL<16.4	BRL<17.4	BRL<18.3	BRL<17.7	BRL<17.4	NA	NA	NA	NA	NA	NA	500	1,000	-	30
PAHs by 8270C (mg/kg)																															
Acenaphthene	BRL<0.89	BRL<0.46	BRL<0.98	BRL<0.85	BRL<0.46	BRL<0.89	BRL<0.45	BRL<0.46	BRL<0.44	BRL<0.45	BRL<0.43	BRL<0.44	BRL<0.45	BRL<0.44	BRL<0.45	BRL<0.45	BRL<0.44	BRL<0.46	BRL<0.49	BRL<0.47	BRL<0.46	NA	NA	NA	NA	NA	NA	1,000	2,500	-	84
Acenaphthylene	4.28	BRL<0.23	1.17	0.95	BRL<0.23	0.46	BRL<0.22	BRL<0.23	0.24	BRL<0.22	BRL<0.22	BRL<0.22	BRL<0.23	BRL<0.22	BRL<0.23	BRL<0.23	BRL<0.22	BRL<0.23	BRL<0.24	BRL<0.24	BRL<0.23	NA	NA	NA	NA	NA	NA	1,000	2,500	2,500	84
Anthracene	7.58	BRL<0.46	1.26	1.48	BRL<0.46	BRL<0.89	BRL<0.45	BRL<0.46	BRL<0.44	BRL<0.45	BRL<0.43	BRL<0.44	BRL<0.45	BRL<0.44	BRL<0.45	BRL<0.45	BRL<0.44	BRL<0.46	BRL<0.49	BRL<0.47	BRL<0.46	NA	NA	NA	NA	NA	NA	1,000	2,500	2,500	400
Benzo(a)anthracene	**10.8**	BRL<0.46	BRL<0.98	**5.5**	BRL<0.46	***1.63***	BRL<0.45	BRL<0.46	BRL<0.44	BRL<0.45	BRL<0.43	BRL<0.44	BRL<0.45	BRL<0.44	BRL<0.45	BRL<0.45	BRL<0.44	BRL<0.46	BRL<0.49	BRL<0.47	BRL<0.46	NA	NA	NA	NA	NA	NA	1	7.8	57	1
Benzo(a)pyrene	**12.4**	BRL<0.46	**1.55**	**5.06**	BRL<0.46	***1.5***	BRL<0.45	BRL<0.46	0.47	BRL<0.45	BRL<0.43	BRL<0.44	BRL<0.45	BRL<0.44	BRL<0.45	BRL<0.45	BRL<0.44	BRL<0.46	BRL<0.49	BRL<0.47	BRL<0.46	NA	NA	NA	NA	NA	NA	1	1	5.7	1
Benzo(b)fluoranthene	**11.1**	BRL<0.46	**1.18**	**3.93**	BRL<0.46	***1.35***	BRL<0.45	BRL<0.46	BRL<0.44	BRL<0.45	BRL<0.43	BRL<0.44	BRL<0.45	BRL<0.44	BRL<0.45	BRL<0.45	BRL<0.44	BRL<0.46	BRL<0.49	BRL<0.47	BRL<0.46	NA	NA	NA	NA	NA	NA	1	7.8	57	1
Benzo(g,h,i)perylene	6.62	BRL<0.46	1.27	2.33	BRL<0.46	BRL<0.89	BRL<0.45	BRL<0.46	BRL<0.44	BRL<0.45	BRL<0.43	BRL<0.44	BRL<0.45	BRL<0.44	BRL<0.45	BRL<0.45	BRL<0.44	BRL<0.46	BRL<0.49	BRL<0.47	BRL<0.46	NA	NA	NA	NA	NA	NA	8	78	-	1
Benzo(k)fluoranthene	5.41	BRL<0.46	BRL<0.98	3.45	BRL<0.46	*1.08*	BRL<0.45	BRL<0.46	BRL<0.44	BRL<0.45	BRL<0.43	BRL<0.44	BRL<0.45	BRL<0.44	BRL<0.45	BRL<0.45	BRL<0.44	BRL<0.46	BRL<0.49	BRL<0.47	BRL<0.46	NA	NA	NA	NA	NA	NA	8.4	78	57	1
Chrysene	10.5	BRL<0.46	1.1	5.2	BRL<0.46	*1.68*	BRL<0.45	BRL<0.46	0.48	BRL<0.45	BRL<0.43	BRL<0.44	BRL<0.45	BRL<0.44	BRL<0.45	BRL<0.45	BRL<0.44	BRL<0.46	BRL<0.49	BRL<0.47	BRL<0.46	NA	NA	NA	NA	NA	NA	84	780	-	1
Dibenz(a,h)anthracene	**2.43**	BRL<0.23	BRL<0.49	0.78	BRL<0.23	BRL<0.44	BRL<0.22	BRL<0.23	BRL<0.22	BRL<0.22	BRL<0.22	BRL<0.22	BRL<0.23	BRL<0.22	BRL<0.23	BRL<0.23	BRL<0.22	BRL<0.23	BRL<0.24	BRL<0.24	BRL<0.23	NA	NA	NA	NA	NA	NA	1	1	57	1
Fluoranthene	23	BRL<0.46	1.13	10.2	BRL<0.46	2.8	BRL<0.45	BRL<0.46	0.85	1.01	0.57	BRL<0.44	BRL<0.45	BRL<0.44	BRL<0.45	BRL<0.45	BRL<0.44	BRL<0.46	BRL<0.49	BRL<0.47	BRL<0.46	NA	NA	NA	NA	NA	NA	1,000	2,500	2,500	56
Fluorene	1.7	BRL<0.46	BRL<0.98	0.94	BRL<0.46	BRL<0.89	BRL<0.45	BRL<0.46	BRL<0.44	0.49	BRL<0.43	BRL<0.44	BRL<0.45	BRL<0.44	BRL<0.45	BRL<0.45	BRL<0.44	BRL<0.46	BRL<0.49	BRL<0.47	BRL<0.46	NA	NA	NA	NA	NA	NA	1,000	2,500	2,500	56
Indeno(1,2,3-cd)pyrene	**6.79**	BRL<0.46	**1.01**	**2.51**	BRL<0.46	BRL<0.89	BRL<0.45	BRL<0.46	BRL<0.44	BRL<0.45	BRL<0.43	BRL<0.44	BRL<0.45	BRL<0.44	BRL<0.45	BRL<0.45	BRL<0.44	BRL<0.46	BRL<0.49	BRL<0.47	BRL<0.46	NA	NA	NA	NA	NA	NA	1	7.8	-	1
2-Methylnaphthalene	BRL<0.45	BRL<0.23	BRL<0.49	BRL<0.42	BRL<0.23	BRL<0.44	BRL<0.22	BRL<0.23	BRL<0.22	0.42	BRL<0.22	BRL<0.22	BRL<0.23	BRL<0.22	BRL<0.23	BRL<0.23	BRL<0.22	BRL<0.23	BRL<0.24	BRL<0.24	BRL<0.23	NA	NA	NA	NA	NA	NA	270	1,000	-	5.6
Naphthalene	BRL<0.89	BRL<0.46	BRL<0.98	BRL<0.85	BRL<0.46	BRL<0.89	BRL<0.45	BRL<0.46	BRL<0.44	0.65	0.5	BRL<0.44	BRL<0.45	BRL<0.44	BRL<0.45	BRL<0.45	BRL<0.44	BRL<0.46	BRL<0.49	BRL<0.47	BRL<0.46	NA	NA	NA	NA	NA	NA	1,000	2,500	2,500	56
Phenanthrene	13.9	BRL<0.46	BRL<0.98	7.7	BRL<0.46	0.91	BRL<0.45	BRL<0.46	0.65	1.58	0.44	BRL<0.44	BRL<0.45	BRL<0.44	BRL<0.45	BRL<0.45	BRL<0.44	BRL<0.46	BRL<0.49	BRL<0.47	BRL<0.46	NA	NA	NA	NA	NA	NA	1,000	2,500	2,500	40
Pyrene	23.2	BRL<0.46	1.62	12.3	BRL<0.46	3.1	BRL<0.45	BRL<0.46	0.97	0.92	0.67	BRL<0.44	BRL<0.45	BRL<0.44	BRL<0.45	BRL<0.45	BRL<0.44	BRL<0.46	BRL<0.49	BRL<0.47	BRL<0.46	NA	NA	NA	NA	NA	NA	1,000	2,500	2,500	40
SPLP PAHs (mg/l)																															
Acenaphthene	0.00141	NA	0.00043	0.00324	NA	BRL<0.0002	NA	NA	NA	NA	NA	NA	NA	NA	NA	NA	NA	NA	NA	NA	NA	0.00308	BRL<0.0002	0.00059	BRL<0.0002	0.00371	BRL<0.0002	-	-	-	4.2
Acenaphthylene	0.00212	NA	0.00169	0.00494	NA	0.00079	NA	NA	NA	NA	NA	NA	NA	NA	NA	NA	NA	NA	NA	NA	NA	0.00767	BRL<0.0002	0.00134	BRL<0.0002	0.00855	BRL<0.0002	-	-	-	4.2
Anthracene	0.0019	NA	0.00037	0.00302	NA	0.00043	NA	NA	NA	NA	NA	NA	NA	NA	NA	NA	NA	NA	NA	NA	NA	0.00793	BRL<0.0002	0.00382	BRL<0.0002	0.00388	BRL<0.0002	-	-	-	20
Benzo(a)anthracene	0.0006	NA	0.00006	0.00032	NA	*0.00065*	NA	NA	NA	NA	NA	NA	NA	NA	NA	NA	NA	NA	NA	NA	NA	*0.00197*	BRL<0.00005	*0.00098*	BRL<0.00005	0.00047	BRL<0.00005	-	-	-	0.0006
Benzo(a)pyrene	0.0008	NA	0.00005	0.00007	NA	0.00064	NA	NA	NA	NA	NA	NA	NA	NA	NA	NA	NA	NA	NA	NA	NA	0.0016	BRL<0.00005	0.00036	BRL<0.00005	0.00021	BRL<0.00005	-	-	-	0.002
Benzo(b)fluoranthene	0.00058	NA	BRL<0.00005	BRL<0.00005	NA	0.00042	NA	NA	NA	NA	NA	NA	NA	NA	NA	NA	NA	NA	NA	NA	NA	*0.00128*	BRL<0.00005	0.0003	BRL<0.00005	0.00018	BRL<0.00005	-	-	-	0.0008
Benzo(g,h,i)perylene	0.00068	NA	BRL<0.0002	BRL<0.0002	NA	0.00054	NA	NA	NA	NA	NA	NA	NA	NA	NA	NA	NA	NA	NA	NA	NA	0.00109	BRL<0.0002	0.00026	BRL<0.0002	BRL<0.0002	BRL<0.0002	-	-	-	0.0048
Benzo(k)fluoranthene	0.00044	NA	BRL<0.00005	0.00005	NA	0.00047	NA	NA	NA	NA	NA	NA	NA	NA	NA	NA	NA	NA	NA	NA	NA	0.00115	BRL<0.00005	0.0003	BRL<0.00005	0.00018	BRL<0.00005	-	-	-	0.005
Chrysene	0.00058	NA	0.00007	0.00032	NA	0.00071	NA	NA	NA	NA	NA	NA	NA	NA	NA	NA	NA	NA	NA	NA	NA	0.00185	BRL<0.00005	0.0009	BRL<0.00005	0.00051	BRL<0.00005	-	-	-	0.0048
Dibenz(a,h)anthracene	0.00029	NA	BRL<0.00005	BRL<0.00005	NA	0.00022	NA	NA	NA	NA	NA	NA	NA	NA	NA	NA	NA	NA	NA	NA	NA	0.00049	BRL<0.00005	0.00012	BRL<0.00005	0.00007	BRL<0.00005	-	-	-	0.001
Fluoranthene	0.00467	NA	0.00032	0.00511	NA	0.00268	NA	NA	NA	NA	NA	NA	NA	NA	NA	NA	NA	NA	NA	NA	NA	0.0158	0.00027	0.012	BRL<0.0002	0.00827	BRL<0.0002	-	-	-	2.8
Fluorene	0.001	NA	0.00242	0.00807	NA	0.00058	NA	NA	NA	NA	NA	NA	NA	NA	NA	NA	NA	NA	NA	NA	NA	0.0171	0.00026	0.00421	BRL<0.0002	0.00618	BRL<0.0002	-	-	-	2.8
Indeno(1,2,3-cd)pyrene	0.00036	NA	0.00086	0.00284	NA	0.00041	NA	NA	NA	NA	NA	NA	NA	NA	NA	NA	NA	NA	NA	NA	NA	0.00091	BRL<0.00005	0.00022	BRL<0.00005	0.00011	BRL<0.00005	-	-	-	0.37
2-Methylnaphthalene	0.00057	NA	0.00005	BRL<0.00005	NA	0.00041	NA	NA	NA	NA	NA	NA	NA	NA	NA	NA	NA	NA	NA	NA	NA	0.00303	BRL<0.0002	0.00038	BRL<0.0002	0.00061	BRL<0.0002	-	-	-	0.28
Naphthalene	0.002	NA	0.00146	0.00096	NA	0.00035	NA	NA	NA	NA	NA	NA	NA	NA	NA	NA	NA	NA	NA	NA	NA	0.00421	BRL<0.0002	0.00053	BRL<0.0002	0.00047	BRL<0.0002	-	-	-	2.8
Phenanthrene	0.00055	NA	0.00223	0.0238	NA	0.00484	NA	NA	NA	NA	NA	NA	NA	NA	NA	NA	NA	NA	NA	NA	NA	0.00552	0.00019	0.0262	0.00009	0.0249	0.00049	-	-	-	2
Pyrene	0.00379	NA	0.00027	0.00471	NA	0.00246	NA	NA	NA	NA	NA	NA	NA	NA	NA	NA	NA	NA	NA	NA	NA	0.0113	0.00021	0.0101	BRL<0.0002	0.0052	0.00022	-	-	-	2

Notes:
1. GB Pollutant Mobility Criteria is only applicable for soil samples collected in the unsaturated zone (depth to groundwater is assumed to be approximately six feet below grade).
VOCs - Volatile Organic Compounds.
PCBs - Polychlorinated Biphenyls.
SVOCs - Semi-Volatile Organic Compounds.
PAHs - Polynuclear Aromatic Hydrocarbons.
ETPH - Extractable Petroleum Hydrocarbons.
I/C - Industrial/Commercial.
ND - Indicated analyte was not detected above the laboratory analytical reporting limit.
NA - Not Analyzed.
SPLP - Synthetic Leaching Precipitate Procedure.
mg/kg - milligrams per kilogram, dry weight.
mg/l - milligrams per liter.
SPLP analysis results compared to 10-Times Groundwater Protection Criteria.
Highlight indicates numerical criteria is set forth in the CTDEEP Technical Support Document: *Recommended Criteria Values for Common Additional Polluting Substances and Alternative Criteria Requests* dated September 2018.
Bold indicates concentration exceeds the Residential Direct Exposure Criteria for Soil, Appendix A to Connecticut Remediation Standards (March 9, 2021) or Alternative Polluting Substances Criteria.
Underline indicates concentration exceeds the Industrial/Commercial Direct Exposure Criteria for Soil, Appendix A to Connecticut Remediation Standards (March 9, 2021) or Alternative Polluting Substances Criteria.
Italics indicates concentration exceeds the GB Area Pollutant Mobility Criteria for Soil, Appendix B to Connecticut Remediation Standards (March 9, 2021) or Alternative Polluting Substances Criteria.

ATTACHMENT E

LABORATORY ANALYTICAL DATA PACKAGES

ESS Laboratory
Division of Thielsch Engineering, Inc.

BAL Laboratory
The Microbiology Division of Thielsch Engineering, Inc.

CERTIFICATE OF ANALYSIS

Kevin Paradise
Lightship Engineering, LLC
39 Industrial Park Road, Unit C
Plymouth, MA 02360-4868

RE: Former CL and P Work Center (500.101.2)
ESS Laboratory Work Order Number: 22K0883

This signed Certificate of Analysis is our approved release of your analytical results. These results are only representative of sample aliquots received at the laboratory. ESS Laboratory expects its clients to follow all regulatory sampling guidelines. Beginning with this page, the entire report has been paginated. This report should not be copied except in full without the approval of the laboratory. Samples will be disposed of thirty days after the final report has been delivered. If you have any questions or concerns, please feel free to call our Customer Service Department.

Laurel Stoddard
Laboratory Director

REVIEWED
By ESS Laboratory at 5:41 pm, Dec 08, 2022

Analytical Summary
The project as described above has been analyzed in accordance with the ESS Quality Assurance Plan. This plan utilizes the following methodologies: US EPA SW-846, US EPA Methods for Chemical Analysis of Water and Wastes per 40 CFR Part 136, APHA Standard Methods for the Examination of Water and Wastewater, American Society for Testing and Materials (ASTM), and other recognized methodologies. The analyses with these noted observations are in conformance to the Quality Assurance Plan. In chromatographic analysis, manual integration is frequently used instead of automated integration because it produces more accurate results.

The test results present in this report are in compliance with TNI and relative state standards, and/or client Quality Assurance Project Plans (QAPP). The laboratory has reviewed the following: Sample Preservations, Hold Times, Initial Calibrations, Continuing Calibrations, Method Blanks, Blank Spikes, Blank Spike Duplicates, Duplicates, Matrix Spikes, Matrix Spike Duplicates, Surrogates and Internal Standards. Any results which were found to be outside of the recommended ranges stated in our SOPs will be noted in the Project Narrative.

ESS Laboratory
Division of Thielsch Engineering, Inc.

BAL Laboratory
The Microbiology Division of Thielsch Engineering, Inc.

CERTIFICATE OF ANALYSIS

Client Name: Lightship Engineering, LLC
Client Project ID: Former CL and P Work Center

ESS Laboratory Work Order: 22K0883

SAMPLE RECEIPT

The following samples were received on November 23, 2022 for the analyses specified on the enclosed Chain of Custody Record.

To achieve Reasonable Confidence Protocols (RCP) compliance for Connecticut data, ESS Laboratory has reviewed all QA/QC Requirements and Performance Standards listed in each method. Holding times and preservation have also been reviewed. All RCP requirements have been performed and achieved unless noted in the project narrative.

Question 5: **Each method has been set-up in the laboratory to reach required RCP standards. The methods for aqueous VOA and Soil Methanol VOA have known limitations for certain analytes (ie for GWPC samples, 1,2-Dibromoethane regulatory levels will not be met by VOA 8260. If this is a contaminant of concern Method 8011 will need to be used.). The regulatory standards may not be achieved due to these limitations. In addition, for all methods, matrix interferences, dilutions, and %Solids may elevate method reporting limits above regulatory standards. ESS Laboratory can provide, upon request, a Data Checker (regulatory standard comparison spreadsheet) electronic deliverable which will highlight these exceedances.**

Lab Number	Sample Name	Matrix	Analysis
22K0883-01	B7-B104-5	Soil	1312, 1312/EPH8270SIM
22K0883-02	B7-B104-10	Soil	1312, 1312/EPH8270SIM
22K0883-03	S6-5	Soil	1312, 1312/EPH8270SIM
22K0883-04	TP104-6-8	Soil	1312, 1312/EPH8270SIM
22K0883-05	B-101-9.5	Soil	1312, 1312/EPH8270SIM
22K0883-06	B-107-9.5	Soil	1312, 1312/EPH8270SIM
22K0883-07	B-104-14-16	Soil	EPH8270, MADEP-EPH
22K0883-08	B-101-14-16	Soil	EPH8270, MADEP-EPH
22K0883-09	B-107-14-16	Soil	EPH8270, MADEP-EPH
22K0883-10	B110-14-16	Soil	EPH8270, MADEP-EPH
22K0883-11	TP104-14-16	Soil	EPH8270, MADEP-EPH
22K0883-12	LE-SB-11-12-14	Soil	EPH8270, MADEP-EPH
22K0883-14	LE-SB12-8-10	Soil	EPH8270, MADEP-EPH
22K0883-15	LE-SB13-10-12	Soil	EPH8270, MADEP-EPH

ESS Laboratory
Division of Thielsch Engineering, Inc.

BAL Laboratory
The Microbiology Division of Thielsch Engineering, Inc.

CERTIFICATE OF ANALYSIS

Client Name: Lightship Engineering, LLC
Client Project ID: Former CL and P Work Center ESS Laboratory Work Order: 22K0883

PROJECT NARRATIVE

MADEP-EPH Extractable Petroleum Hydrocarbons

D2L0038-CCV4 **Continuing Calibration %Diff/Drift is below control limit (CD-).**
Indeno(1,2,3-cd)Pyrene (25% @ 20%)

D2L0049-CCV4 **Continuing Calibration %Diff/Drift is above control limit (CD+).**
Dibenzo(a,h)Anthracene (25% @ 20%), Indeno(1,2,3-cd)Pyrene (27% @ 20%)

No other observations noted.

End of Project Narrative.

DATA USABILITY LINKS

To ensure you are viewing the most current version of the documents below, please clear your internet cookies for www.ESSLaboratory.com. Consult your IT Support personnel for information on how to clear your internet cookies.

Definitions of Quality Control Parameters

Semivolatile Organics Internal Standard Information

Semivolatile Organics Surrogate Information

Volatile Organics Internal Standard Information

Volatile Organics Surrogate Information

EPH and VPH Alkane Lists

ESS Laboratory
Division of Thielsch Engineering, Inc.

BAL Laboratory
The Microbiology Division of Thielsch Engineering, Inc.

CERTIFICATE OF ANALYSIS

Client Name: Lightship Engineering, LLC
Client Project ID: Former CL and P Work Center

ESS Laboratory Work Order: 22K0883

CURRENT SW-846 METHODOLOGY VERSIONS

Analytical Methods

1010A - Flashpoint
6010C - ICP
6020A - ICP MS
7010 - Graphite Furnace
7196A - Hexavalent Chromium
7470A - Aqueous Mercury
7471B - Solid Mercury
8011 - EDB/DBCP/TCP
8015C - GRO/DRO
8081B - Pesticides
8082A - PCB
8100M - TPH
8151A - Herbicides
8260B - VOA
8270D - SVOA
8270D SIM - SVOA Low Level
9014 - Cyanide
9038 - Sulfate
9040C - Aqueous pH
9045D - Solid pH (Corrosivity)
9050A - Specific Conductance
9056A - Anions (IC)
9060A - TOC
9095B - Paint Filter
MADEP 04-1.1 - EPH
MADEP 18-2.1 - VPH

Prep Methods

3005A - Aqueous ICP Digestion
3020A - Aqueous Graphite Furnace / ICP MS Digestion
3050B - Solid ICP / Graphite Furnace / ICP MS Digestion
3060A - Solid Hexavalent Chromium Digestion
3510C - Separatory Funnel Extraction
3520C - Liquid / Liquid Extraction
3540C - Manual Soxhlet Extraction
3541 - Automated Soxhlet Extraction
3546 - Microwave Extraction
3580A - Waste Dilution
5030B - Aqueous Purge and Trap
5030C - Aqueous Purge and Trap
5035A - Solid Purge and Trap

SW846 Reactivity Methods 7.3.3.2 (Reactive Cyanide) and 7.3.4.1 (Reactive Sulfide) have been withdrawn by EPA. These methods are reported per client request and are not NELAP accredited.

ESS Laboratory
Division of Thielsch Engineering, Inc.

BAL Laboratory
The Microbiology Division of Thielsch Engineering, Inc.

CERTIFICATE OF ANALYSIS

Client Name: Lightship Engineering, LLC
Client Project ID: Former CL and P Work Center
ESS Laboratory Work Order: 22K0883

Laboratory Analysis
QA/QC Certification Form

Project Number: **500.101.2**
Sampling Date(s): **11/22/2022**
Laboratory Sample ID(s): **22K0883-01 through 22K0883-15**

List RCP Methods Used	( ) 8260B	( ) 8151A	( ) ETPH	( ) 6010B	( ) 7470A/1A
Other: _____	( ) 8270C	( ) 8081A	( ) VPH	( ) 6020	( ) 9014M
_____	( ) 8082	( ) 8021B	(X) EPH	( ) 7000 S	( ) 7196A

1	For each analytical method referenced in this laboratory report package, were all specified QA/QC performance criteria followed, including the requirement to explain any criteria failing outside of acceptable guidelines, as specified in the CTDEP method-specific Reasonable Confidence Protocol documents?	Yes (X) No ( )
1A	Were the method specified preservation and holding time requirements met?	Yes (X) No ( )
1B	***VPH and EPH Methods only:*** Was the VPH or EPH method conducted without significant modifications (see Section 11.3 of respective RCP methods)?	Yes ( ) No ( ) N/A (X)
2	Were all samples received by the laboratory in a condition consistent with that described on the associated chain-of-custody document(s)?	Yes (X) No ( )
3	Were samples received at an appropriate temperature (<6º Cº)?	Yes (X) No ( ) N/A ( )
4	Were all QA/QC performance criteria specified in the CTDEP Reasonable Confidence Protocol documents achieved?	Yes ( ) No (X)
5	a) Were reporting limits specified or referenced on the chain-of-custody? b) Were these reporting limits met?	Yes (X) No ( ) Yes (X) No ( )
6	For each analytical method referenced in this laboratory report package, were results reported for all constituents identified in the method-specific analyte lists presented in the Reasonable Confidence Protocol documents?	Yes (X) No ( )
7	Are project-specific matrix spikes and laboratory duplicates included in this data set?	Yes ( ) No (X)

Notes: For all questions to which the response was "No" (with the exception of question #7), additional information must be provided in an attached narrative. If the answer to question #1, #1A or #1B is "No", the data package does not meet the requirements for "Reasonable Confidence." This form may not be altered and all questions must be answered.

I, the undersigned, attest under the pains and penalties of perjury that, to the best of my knowledge and belief and based upon my personal inquiry of those responsible for providing the information contained in this analytical report, such information is accurate and complete.

Authorized Signature: Laurel Stoddard Position: Laboratory Director

Printed Name: Laurel Stoddard Date: December 08, 2022

Name of Laboratory: ESS Laboratory

ESS Laboratory
Division of Thielsch Engineering, Inc.

BAL Laboratory
The Microbiology Division of Thielsch Engineering, Inc.

CERTIFICATE OF ANALYSIS

Client Name: Lightship Engineering, LLC
Client Project ID: Former CL and P Work Center
Client Sample ID: B7-B104-5
Date Sampled: 11/22/22 09:42
Percent Solids: N/A
Initial Volume: 1000ml
Final Volume: 0.25ml
Extraction Method: 3510C

ESS Laboratory Work Order: 22K0883
ESS Laboratory Sample ID: 22K0883-01
Sample Matrix: Soil
Units: mg/L
Analyst: TJ
Prepared: 12/2/22 12:05

1312/8270D Semi Volatile SPLP Compounds

Analyte	Results (MRL)	MDL	Method	Limit	DF	Analyzed	Sequence	Batch
2-Methylnaphthalene	**0.00303** (0.00020)		1312/EPH8270SIM		1	12/02/22 17:11	D2L0042	DL20204
Acenaphthene	**0.00308** (0.00020)		1312/EPH8270SIM		1	12/02/22 17:11	D2L0042	DL20204
Acenaphthylene	**0.00767** (0.00020)		1312/EPH8270SIM		1	12/02/22 17:11	D2L0042	DL20204
Anthracene	**0.00793** (0.00020)		1312/EPH8270SIM		1	12/02/22 17:11	D2L0042	DL20204
Benzo(a)anthracene	**0.00197** (0.00005)		1312/EPH8270SIM		1	12/02/22 17:11	D2L0042	DL20204
Benzo(a)pyrene	**0.00160** (0.00005)		1312/EPH8270SIM		1	12/02/22 17:11	D2L0042	DL20204
Benzo(b)fluoranthene	**0.00128** (0.00005)		1312/EPH8270SIM		1	12/02/22 17:11	D2L0042	DL20204
Benzo(g,h,i)perylene	**0.00109** (0.00020)		1312/EPH8270SIM		1	12/02/22 17:11	D2L0042	DL20204
Benzo(k)fluoranthene	**0.00115** (0.00005)		1312/EPH8270SIM		1	12/02/22 17:11	D2L0042	DL20204
Chrysene	**0.00185** (0.00005)		1312/EPH8270SIM		1	12/02/22 17:11	D2L0042	DL20204
Dibenzo(a,h)Anthracene	**0.00049** (0.00005)		1312/EPH8270SIM		1	12/02/22 17:11	D2L0042	DL20204
Fluoranthene	**0.0158** (0.00200)		1312/EPH8270SIM		10	12/02/22 20:17	D2L0042	DL20204
Fluorene	**0.0171** (0.00200)		1312/EPH8270SIM		10	12/02/22 20:17	D2L0042	DL20204
Indeno(1,2,3-cd)Pyrene	**0.00091** (0.00005)		1312/EPH8270SIM		1	12/02/22 17:11	D2L0042	DL20204
Naphthalene	**0.00421** (0.00020)		1312/EPH8270SIM		1	12/02/22 17:11	D2L0042	DL20204
Phenanthrene	**0.00552** (0.00005)		1312/EPH8270SIM		1	12/02/22 17:11	D2L0042	DL20204
Pyrene	**0.0113** (0.00020)		1312/EPH8270SIM		1	12/02/22 17:11	D2L0042	DL20204

	%Recovery	Qualifier	Limits
Surrogate: 1,2-Dichlorobenzene-d4	*57 %*		*30-130*
Surrogate: 2-Fluorobiphenyl	*73 %*		*30-130*
Surrogate: Nitrobenzene-d5	*68 %*		*30-130*
Surrogate: p-Terphenyl-d14	*85 %*		*30-130*

ESS Laboratory
Division of Thielsch Engineering, Inc.

BAL Laboratory
The Microbiology Division of Thielsch Engineering, Inc.

CERTIFICATE OF ANALYSIS

Client Name: Lightship Engineering, LLC
Client Project ID: Former CL and P Work Center
Client Sample ID: B7-B104-5
Date Sampled: 11/22/22 09:42
Percent Solids: N/A
Initial Volume: 100ml
Final Volume: 2000ml
Extraction Method: 1312

ESS Laboratory Work Order: 22K0883
ESS Laboratory Sample ID: 22K0883-01
Sample Matrix: Soil
Units: °C
Analyst: AFV
Prepared: 11/28/22 19:20

SPLP Extraction by 1312

Analyte	Results (MRL)	MDL	Method	Limit	DF	Analyst	Analyzed	Batch
Temperature (Min C)	**20.2** (N/A)		1312		1	AFV	11/29/22 14:20	DK22853
Temperature (Max C)	**22.2** (N/A)		1312		1	AFV	11/29/22 14:20	DK22853
Temperature (Range)	**Temperature is not within 23 +/-2 °C.** (N/A)							

ESS Laboratory
Division of Thielsch Engineering, Inc.

BAL Laboratory
The Microbiology Division of Thielsch Engineering, Inc.

CERTIFICATE OF ANALYSIS

Client Name: Lightship Engineering, LLC
Client Project ID: Former CL and P Work Center
Client Sample ID: B7-B104-10
Date Sampled: 11/22/22 09:44
Percent Solids: N/A
Initial Volume: 1000ml
Final Volume: 0.25ml
Extraction Method: 3510C

ESS Laboratory Work Order: 22K0883
ESS Laboratory Sample ID: 22K0883-02
Sample Matrix: Soil
Units: mg/L
Analyst: TJ
Prepared: 12/2/22 12:05

1312/8270D Semi Volatile SPLP Compounds

Analyte	Results (MRL)	MDL	Method	Limit	DF	Analyzed	Sequence	Batch
2-Methylnaphthalene	ND (0.00020)		1312/EPH8270SIM		1	12/02/22 17:32	D2L0042	DL20204
Acenaphthene	ND (0.00020)		1312/EPH8270SIM		1	12/02/22 17:32	D2L0042	DL20204
Acenaphthylene	ND (0.00020)		1312/EPH8270SIM		1	12/02/22 17:32	D2L0042	DL20204
Anthracene	ND (0.00020)		1312/EPH8270SIM		1	12/02/22 17:32	D2L0042	DL20204
Benzo(a)anthracene	ND (0.00005)		1312/EPH8270SIM		1	12/02/22 17:32	D2L0042	DL20204
Benzo(a)pyrene	ND (0.00005)		1312/EPH8270SIM		1	12/02/22 17:32	D2L0042	DL20204
Benzo(b)fluoranthene	ND (0.00005)		1312/EPH8270SIM		1	12/02/22 17:32	D2L0042	DL20204
Benzo(g,h,i)perylene	ND (0.00020)		1312/EPH8270SIM		1	12/02/22 17:32	D2L0042	DL20204
Benzo(k)fluoranthene	ND (0.00005)		1312/EPH8270SIM		1	12/02/22 17:32	D2L0042	DL20204
Chrysene	ND (0.00005)		1312/EPH8270SIM		1	12/02/22 17:32	D2L0042	DL20204
Dibenzo(a,h)Anthracene	ND (0.00005)		1312/EPH8270SIM		1	12/02/22 17:32	D2L0042	DL20204
Fluoranthene	**0.00027** (0.00020)		1312/EPH8270SIM		1	12/02/22 17:32	D2L0042	DL20204
Fluorene	**0.00026** (0.00020)		1312/EPH8270SIM		1	12/02/22 17:32	D2L0042	DL20204
Indeno(1,2,3-cd)Pyrene	ND (0.00005)		1312/EPH8270SIM		1	12/02/22 17:32	D2L0042	DL20204
Naphthalene	ND (0.00020)		1312/EPH8270SIM		1	12/02/22 17:32	D2L0042	DL20204
Phenanthrene	**0.00019** (0.00005)		1312/EPH8270SIM		1	12/02/22 17:32	D2L0042	DL20204
Pyrene	**0.00021** (0.00020)		1312/EPH8270SIM		1	12/02/22 17:32	D2L0042	DL20204

	%Recovery	Qualifier	Limits
Surrogate: 1,2-Dichlorobenzene-d4	*66 %*		*30-130*
Surrogate: 2-Fluorobiphenyl	*76 %*		*30-130*
Surrogate: Nitrobenzene-d5	*76 %*		*30-130*
Surrogate: p-Terphenyl-d14	*80 %*		*30-130*

ESS Laboratory
Division of Thielsch Engineering, Inc.

BAL Laboratory
The Microbiology Division of Thielsch Engineering, Inc.

CERTIFICATE OF ANALYSIS

Client Name: Lightship Engineering, LLC
Client Project ID: Former CL and P Work Center
Client Sample ID: B7-B104-10
Date Sampled: 11/22/22 09:44
Percent Solids: N/A
Initial Volume: 100ml
Final Volume: 2000ml
Extraction Method: 1312

ESS Laboratory Work Order: 22K0883
ESS Laboratory Sample ID: 22K0883-02
Sample Matrix: Soil
Units: °C
Analyst: AFV
Prepared: 11/28/22 19:20

SPLP Extraction by 1312

Analyte	Results (MRL)	MDL	Method	Limit	DF	Analyst	Analyzed	Batch
Temperature (Min C)	**20.2** (N/A)		1312		1	AFV	11/29/22 14:20	DK22853
Temperature (Max C)	**22.2** (N/A)		1312		1	AFV	11/29/22 14:20	DK22853
Temperature (Range)	**Temperature is not within 23 +/-2 °C.** (N/A)							

ESS Laboratory
Division of Thielsch Engineering, Inc.

BAL Laboratory
The Microbiology Division of Thielsch Engineering, Inc.

CERTIFICATE OF ANALYSIS

Client Name: Lightship Engineering, LLC
Client Project ID: Former CL and P Work Center
Client Sample ID: S6-5
Date Sampled: 11/22/22 09:00
Percent Solids: N/A
Initial Volume: 1000ml
Final Volume: 0.25ml
Extraction Method: 3510C

ESS Laboratory Work Order: 22K0883
ESS Laboratory Sample ID: 22K0883-03
Sample Matrix: Soil
Units: mg/L
Analyst: TJ
Prepared: 12/2/22 12:05

1312/8270D Semi Volatile SPLP Compounds

Analyte	Results (MRL)	MDL	Method	Limit	DF	Analyzed	Sequence	Batch
2-Methylnaphthalene	**0.00038** (0.00020)		1312/EPH8270SIM		1	12/02/22 17:53	D2L0042	DL20204
Acenaphthene	**0.00059** (0.00020)		1312/EPH8270SIM		1	12/02/22 17:53	D2L0042	DL20204
Acenaphthylene	**0.00134** (0.00020)		1312/EPH8270SIM		1	12/02/22 17:53	D2L0042	DL20204
Anthracene	**0.00382** (0.00020)		1312/EPH8270SIM		1	12/02/22 17:53	D2L0042	DL20204
Benzo(a)anthracene	**0.00098** (0.00005)		1312/EPH8270SIM		1	12/02/22 17:53	D2L0042	DL20204
Benzo(a)pyrene	**0.00036** (0.00005)		1312/EPH8270SIM		1	12/02/22 17:53	D2L0042	DL20204
Benzo(b)fluoranthene	**0.00030** (0.00005)		1312/EPH8270SIM		1	12/02/22 17:53	D2L0042	DL20204
Benzo(g,h,i)perylene	**0.00026** (0.00020)		1312/EPH8270SIM		1	12/02/22 17:53	D2L0042	DL20204
Benzo(k)fluoranthene	**0.00030** (0.00005)		1312/EPH8270SIM		1	12/02/22 17:53	D2L0042	DL20204
Chrysene	**0.00090** (0.00005)		1312/EPH8270SIM		1	12/02/22 17:53	D2L0042	DL20204
Dibenzo(a,h)Anthracene	**0.00012** (0.00005)		1312/EPH8270SIM		1	12/02/22 17:53	D2L0042	DL20204
Fluoranthene	**0.0120** (0.00200)		1312/EPH8270SIM		10	12/02/22 20:38	D2L0042	DL20204
Fluorene	**0.00421** (0.00020)		1312/EPH8270SIM		1	12/02/22 17:53	D2L0042	DL20204
Indeno(1,2,3-cd)Pyrene	**0.00022** (0.00005)		1312/EPH8270SIM		1	12/02/22 17:53	D2L0042	DL20204
Naphthalene	**0.00053** (0.00020)		1312/EPH8270SIM		1	12/02/22 17:53	D2L0042	DL20204
Phenanthrene	**0.0262** (0.00050)		1312/EPH8270SIM		10	12/02/22 20:38	D2L0042	DL20204
Pyrene	**0.0101** (0.00020)		1312/EPH8270SIM		1	12/02/22 17:53	D2L0042	DL20204

	%Recovery	Qualifier	Limits
Surrogate: 1,2-Dichlorobenzene-d4	*71 %*		*30-130*
Surrogate: 2-Fluorobiphenyl	*88 %*		*30-130*
Surrogate: Nitrobenzene-d5	*86 %*		*30-130*
Surrogate: p-Terphenyl-d14	*98 %*		*30-130*

ESS Laboratory
Division of Thielsch Engineering, Inc.

BAL Laboratory
The Microbiology Division of Thielsch Engineering, Inc.

CERTIFICATE OF ANALYSIS

Client Name: Lightship Engineering, LLC
Client Project ID: Former CL and P Work Center
Client Sample ID: S6-5
Date Sampled: 11/22/22 09:00
Percent Solids: N/A
Initial Volume: 100ml
Final Volume: 2000ml
Extraction Method: 1312

ESS Laboratory Work Order: 22K0883
ESS Laboratory Sample ID: 22K0883-03
Sample Matrix: Soil
Units: °C
Analyst: AFV
Prepared: 11/28/22 19:20

SPLP Extraction by 1312

Analyte	Results (MRL)	MDL	Method	Limit	DF	Analyst	Analyzed	Batch
Temperature (Min C)	**20.2** (N/A)		1312		1	AFV	11/29/22 14:20	DK22853
Temperature (Max C)	**22.2** (N/A)		1312		1	AFV	11/29/22 14:20	DK22853
Temperature (Range)	**Temperature is not within 23 +/-2 °C.** (N/A)							

ESS Laboratory
Division of Thielsch Engineering, Inc.

BAL Laboratory
The Microbiology Division of Thielsch Engineering, Inc.

CERTIFICATE OF ANALYSIS

Client Name: Lightship Engineering, LLC
Client Project ID: Former CL and P Work Center
Client Sample ID: TP104-6-8
Date Sampled: 11/22/22 10:26
Percent Solids: N/A
Initial Volume: 1000ml
Final Volume: 0.25ml
Extraction Method: 3510C

ESS Laboratory Work Order: 22K0883
ESS Laboratory Sample ID: 22K0883-04
Sample Matrix: Soil
Units: mg/L
Analyst: TJ
Prepared: 12/2/22 12:05

1312/8270D Semi Volatile SPLP Compounds

Analyte	Results (MRL)	MDL	Method	Limit	DF	Analyzed	Sequence	Batch
2-Methylnaphthalene	ND (0.00020)		1312/EPH8270SIM		1	12/02/22 18:13	D2L0042	DL20204
Acenaphthene	ND (0.00020)		1312/EPH8270SIM		1	12/02/22 18:13	D2L0042	DL20204
Acenaphthylene	ND (0.00020)		1312/EPH8270SIM		1	12/02/22 18:13	D2L0042	DL20204
Anthracene	ND (0.00020)		1312/EPH8270SIM		1	12/02/22 18:13	D2L0042	DL20204
Benzo(a)anthracene	ND (0.00005)		1312/EPH8270SIM		1	12/02/22 18:13	D2L0042	DL20204
Benzo(a)pyrene	ND (0.00005)		1312/EPH8270SIM		1	12/02/22 18:13	D2L0042	DL20204
Benzo(b)fluoranthene	ND (0.00005)		1312/EPH8270SIM		1	12/02/22 18:13	D2L0042	DL20204
Benzo(g,h,i)perylene	ND (0.00020)		1312/EPH8270SIM		1	12/02/22 18:13	D2L0042	DL20204
Benzo(k)fluoranthene	ND (0.00005)		1312/EPH8270SIM		1	12/02/22 18:13	D2L0042	DL20204
Chrysene	ND (0.00005)		1312/EPH8270SIM		1	12/02/22 18:13	D2L0042	DL20204
Dibenzo(a,h)Anthracene	ND (0.00005)		1312/EPH8270SIM		1	12/02/22 18:13	D2L0042	DL20204
Fluoranthene	ND (0.00020)		1312/EPH8270SIM		1	12/02/22 18:13	D2L0042	DL20204
Fluorene	ND (0.00020)		1312/EPH8270SIM		1	12/02/22 18:13	D2L0042	DL20204
Indeno(1,2,3-cd)Pyrene	ND (0.00005)		1312/EPH8270SIM		1	12/02/22 18:13	D2L0042	DL20204
Naphthalene	ND (0.00020)		1312/EPH8270SIM		1	12/02/22 18:13	D2L0042	DL20204
Phenanthrene	**0.00009** (0.00005)		1312/EPH8270SIM		1	12/02/22 18:13	D2L0042	DL20204
Pyrene	ND (0.00020)		1312/EPH8270SIM		1	12/02/22 18:13	D2L0042	DL20204

	%Recovery	Qualifier	Limits
Surrogate: 1,2-Dichlorobenzene-d4	*70 %*		*30-130*
Surrogate: 2-Fluorobiphenyl	*84 %*		*30-130*
Surrogate: Nitrobenzene-d5	*86 %*		*30-130*
Surrogate: p-Terphenyl-d14	*97 %*		*30-130*

ESS Laboratory
Division of Thielsch Engineering, Inc.

BAL Laboratory
The Microbiology Division of Thielsch Engineering, Inc.

CERTIFICATE OF ANALYSIS

Client Name: Lightship Engineering, LLC
Client Project ID: Former CL and P Work Center
Client Sample ID: TP104-6-8
Date Sampled: 11/22/22 10:26
Percent Solids: N/A
Initial Volume: 100ml
Final Volume: 2000ml
Extraction Method: 1312

ESS Laboratory Work Order: 22K0883
ESS Laboratory Sample ID: 22K0883-04
Sample Matrix: Soil
Units: °C
Analyst: AFV
Prepared: 11/28/22 19:20

SPLP Extraction by 1312

Analyte	Results (MRL)	MDL	Method	Limit	DF	Analyst	Analyzed	Batch
Temperature (Min C)	**20.2** (N/A)		1312		1	AFV	11/29/22 14:20	DK22853
Temperature (Max C)	**22.2** (N/A)		1312		1	AFV	11/29/22 14:20	DK22853
Temperature (Range)	**Temperature is not within 23 +/-2 °C.** (N/A)							

ESS Laboratory
Division of Thielsch Engineering, Inc.

BAL Laboratory
The Microbiology Division of Thielsch Engineering, Inc.

CERTIFICATE OF ANALYSIS

Client Name: Lightship Engineering, LLC
Client Project ID: Former CL and P Work Center
Client Sample ID: B-101-9.5
Date Sampled: 11/22/22 10:09
Percent Solids: N/A
Initial Volume: 1000ml
Final Volume: 0.25ml
Extraction Method: 3510C

ESS Laboratory Work Order: 22K0883
ESS Laboratory Sample ID: 22K0883-05
Sample Matrix: Soil
Units: mg/L
Analyst: TJ
Prepared: 12/2/22 12:05

1312/8270D Semi Volatile SPLP Compounds

Analyte	Results (MRL)	MDL	Method	Limit	DF	Analyzed	Sequence	Batch
2-Methylnaphthalene	**0.00061** (0.00020)		1312/EPH8270SIM		1	12/02/22 18:34	D2L0042	DL20204
Acenaphthene	**0.00371** (0.00020)		1312/EPH8270SIM		1	12/02/22 18:34	D2L0042	DL20204
Acenaphthylene	**0.00855** (0.00020)		1312/EPH8270SIM		1	12/02/22 18:34	D2L0042	DL20204
Anthracene	**0.00388** (0.00020)		1312/EPH8270SIM		1	12/02/22 18:34	D2L0042	DL20204
Benzo(a)anthracene	**0.00047** (0.00005)		1312/EPH8270SIM		1	12/02/22 18:34	D2L0042	DL20204
Benzo(a)pyrene	**0.00021** (0.00005)		1312/EPH8270SIM		1	12/02/22 18:34	D2L0042	DL20204
Benzo(b)fluoranthene	**0.00018** (0.00005)		1312/EPH8270SIM		1	12/02/22 18:34	D2L0042	DL20204
Benzo(g,h,i)perylene	ND (0.00020)		1312/EPH8270SIM		1	12/02/22 18:34	D2L0042	DL20204
Benzo(k)fluoranthene	**0.00018** (0.00005)		1312/EPH8270SIM		1	12/02/22 18:34	D2L0042	DL20204
Chrysene	**0.00051** (0.00005)		1312/EPH8270SIM		1	12/02/22 18:34	D2L0042	DL20204
Dibenzo(a,h)Anthracene	**0.00007** (0.00005)		1312/EPH8270SIM		1	12/02/22 18:34	D2L0042	DL20204
Fluoranthene	**0.00827** (0.00020)		1312/EPH8270SIM		1	12/02/22 18:34	D2L0042	DL20204
Fluorene	**0.00618** (0.00020)		1312/EPH8270SIM		1	12/02/22 18:34	D2L0042	DL20204
Indeno(1,2,3-cd)Pyrene	**0.00011** (0.00005)		1312/EPH8270SIM		1	12/02/22 18:34	D2L0042	DL20204
Naphthalene	**0.00047** (0.00020)		1312/EPH8270SIM		1	12/02/22 18:34	D2L0042	DL20204
Phenanthrene	**0.0249** (0.00050)		1312/EPH8270SIM		10	12/02/22 21:19	D2L0042	DL20204
Pyrene	**0.00520** (0.00020)		1312/EPH8270SIM		1	12/02/22 18:34	D2L0042	DL20204

	%Recovery	Qualifier	Limits
Surrogate: 1,2-Dichlorobenzene-d4	*64 %*		*30-130*
Surrogate: 2-Fluorobiphenyl	*81 %*		*30-130*
Surrogate: Nitrobenzene-d5	*80 %*		*30-130*
Surrogate: p-Terphenyl-d14	*84 %*		*30-130*

ESS Laboratory
Division of Thielsch Engineering, Inc.

BAL Laboratory
The Microbiology Division of Thielsch Engineering, Inc.

CERTIFICATE OF ANALYSIS

Client Name: Lightship Engineering, LLC
Client Project ID: Former CL and P Work Center
Client Sample ID: B-101-9.5
Date Sampled: 11/22/22 10:09
Percent Solids: N/A
Initial Volume: 100ml
Final Volume: 2000ml
Extraction Method: 1312

ESS Laboratory Work Order: 22K0883
ESS Laboratory Sample ID: 22K0883-05
Sample Matrix: Soil
Units: °C
Analyst: AFV
Prepared: 11/28/22 19:20

SPLP Extraction by 1312

Analyte	Results (MRL)	MDL	Method	Limit	DF	Analyst	Analyzed	Batch
Temperature (Min C)	**20.2** (N/A)		1312		1	AFV	11/29/22 14:20	DK22853
Temperature (Max C)	**22.2** (N/A)		1312		1	AFV	11/29/22 14:20	DK22853
Temperature (Range)	**Temperature is not within 23 +/-2 °C.** (N/A)							

ESS Laboratory
Division of Thielsch Engineering, Inc.

BAL Laboratory
The Microbiology Division of Thielsch Engineering, Inc.

CERTIFICATE OF ANALYSIS

Client Name: Lightship Engineering, LLC
Client Project ID: Former CL and P Work Center
Client Sample ID: B-107-9.5
Date Sampled: 11/22/22 09:57
Percent Solids: N/A
Initial Volume: 1000ml
Final Volume: 0.25ml
Extraction Method: 3510C

ESS Laboratory Work Order: 22K0883
ESS Laboratory Sample ID: 22K0883-06
Sample Matrix: Soil
Units: mg/L
Analyst: TJ
Prepared: 12/2/22 12:05

1312/8270D Semi Volatile SPLP Compounds

Analyte	Results (MRL)	MDL	Method	Limit	DF	Analyzed	Sequence	Batch
2-Methylnaphthalene	ND (0.00020)		1312/EPH8270SIM		1	12/02/22 18:55	D2L0042	DL20204
Acenaphthene	ND (0.00020)		1312/EPH8270SIM		1	12/02/22 18:55	D2L0042	DL20204
Acenaphthylene	ND (0.00020)		1312/EPH8270SIM		1	12/02/22 18:55	D2L0042	DL20204
Anthracene	ND (0.00020)		1312/EPH8270SIM		1	12/02/22 18:55	D2L0042	DL20204
Benzo(a)anthracene	ND (0.00005)		1312/EPH8270SIM		1	12/02/22 18:55	D2L0042	DL20204
Benzo(a)pyrene	ND (0.00005)		1312/EPH8270SIM		1	12/02/22 18:55	D2L0042	DL20204
Benzo(b)fluoranthene	ND (0.00005)		1312/EPH8270SIM		1	12/02/22 18:55	D2L0042	DL20204
Benzo(g,h,i)perylene	ND (0.00020)		1312/EPH8270SIM		1	12/02/22 18:55	D2L0042	DL20204
Benzo(k)fluoranthene	ND (0.00005)		1312/EPH8270SIM		1	12/02/22 18:55	D2L0042	DL20204
Chrysene	ND (0.00005)		1312/EPH8270SIM		1	12/02/22 18:55	D2L0042	DL20204
Dibenzo(a,h)Anthracene	ND (0.00005)		1312/EPH8270SIM		1	12/02/22 18:55	D2L0042	DL20204
Fluoranthene	ND (0.00020)		1312/EPH8270SIM		1	12/02/22 18:55	D2L0042	DL20204
Fluorene	ND (0.00020)		1312/EPH8270SIM		1	12/02/22 18:55	D2L0042	DL20204
Indeno(1,2,3-cd)Pyrene	ND (0.00005)		1312/EPH8270SIM		1	12/02/22 18:55	D2L0042	DL20204
Naphthalene	ND (0.00020)		1312/EPH8270SIM		1	12/02/22 18:55	D2L0042	DL20204
Phenanthrene	**0.00049** (0.00005)		1312/EPH8270SIM		1	12/02/22 18:55	D2L0042	DL20204
Pyrene	**0.00022** (0.00020)		1312/EPH8270SIM		1	12/02/22 18:55	D2L0042	DL20204

	%Recovery	Qualifier	Limits
Surrogate: 1,2-Dichlorobenzene-d4	*55 %*		*30-130*
Surrogate: 2-Fluorobiphenyl	*68 %*		*30-130*
Surrogate: Nitrobenzene-d5	*70 %*		*30-130*
Surrogate: p-Terphenyl-d14	*77 %*		*30-130*

ESS Laboratory
Division of Thielsch Engineering, Inc.

BAL Laboratory
The Microbiology Division of Thielsch Engineering, Inc.

CERTIFICATE OF ANALYSIS

Client Name: Lightship Engineering, LLC
Client Project ID: Former CL and P Work Center
Client Sample ID: B-107-9.5
Date Sampled: 11/22/22 09:57
Percent Solids: N/A
Initial Volume: 100ml
Final Volume: 2000ml
Extraction Method: 1312

ESS Laboratory Work Order: 22K0883
ESS Laboratory Sample ID: 22K0883-06
Sample Matrix: Soil
Units: °C
Analyst: AFV
Prepared: 11/28/22 19:20

SPLP Extraction by 1312

Analyte	Results (MRL)	MDL	Method	Limit	DF	Analyst	Analyzed	Batch
Temperature (Min C)	**20.2** (N/A)		1312		1	AFV	11/29/22 14:20	DK22853
Temperature (Max C)	**22.2** (N/A)		1312		1	AFV	11/29/22 14:20	DK22853
Temperature (Range)	**Temperature is not within 23 +/-2 °C.** (N/A)							

ESS Laboratory
Division of Thielsch Engineering, Inc.

BAL Laboratory
The Microbiology Division of Thielsch Engineering, Inc.

CERTIFICATE OF ANALYSIS

Client Name: Lightship Engineering, LLC
Client Project ID: Former CL and P Work Center
Client Sample ID: B-104-14-16
Date Sampled: 11/22/22 09:46
Percent Solids: 90
Initial Volume: 25.1g
Final Volume: 1ml
Extraction Method: 3546

ESS Laboratory Work Order: 22K0883
ESS Laboratory Sample ID: 22K0883-07
Sample Matrix: Soil
Units: mg/kg dry

Prepared: 11/23/22 19:12

MADEP-EPH Extractable Petroleum Hydrocarbons

Analyte	Results (MRL)	MDL	Method	Limit	DF	Analyst	Analyzed	Sequence	Batch
C9-C18 Aliphatics1	ND (16.6)		MADEP-EPH		1	MJV	12/01/22 0:34	D2K0524	DK22313
C19-C36 Aliphatics1	ND (16.6)		MADEP-EPH		1	MJV	12/01/22 0:34	D2K0524	DK22313
C11-C22 Unadjusted Aromatics1	ND (16.6)		EPH8270		1	MJV	11/30/22 20:16	D2K0542	DK22313
C11-C22 Aromatics1,2	ND (16.6)		EPH8270			MJV	11/30/22 20:16		[CALC]
2-Methylnaphthalene	ND (0.22)		EPH8270		1	MJV	11/30/22 20:16	D2K0542	DK22313
Acenaphthene	ND (0.44)		EPH8270		1	MJV	11/30/22 20:16	D2K0542	DK22313
Naphthalene	ND (0.44)		EPH8270		1	MJV	11/30/22 20:16	D2K0542	DK22313
Phenanthrene	ND (0.44)		EPH8270		1	MJV	11/30/22 20:16	D2K0542	DK22313
Acenaphthylene	ND (0.22)		EPH8270		1	MJV	11/30/22 20:16	D2K0542	DK22313
Anthracene	ND (0.44)		EPH8270		1	MJV	11/30/22 20:16	D2K0542	DK22313
Benzo(a)anthracene	ND (0.44)		EPH8270		1	MJV	11/30/22 20:16	D2K0542	DK22313
Benzo(a)pyrene	ND (0.44)		EPH8270		1	MJV	11/30/22 20:16	D2K0542	DK22313
Benzo(b)fluoranthene	ND (0.44)		EPH8270		1	MJV	11/30/22 20:16	D2K0542	DK22313
Benzo(g,h,i)perylene	ND (0.44)		EPH8270		1	MJV	11/30/22 20:16	D2K0542	DK22313
Benzo(k)fluoranthene	ND (0.44)		EPH8270		1	MJV	11/30/22 20:16	D2K0542	DK22313
Chrysene	ND (0.44)		EPH8270		1	MJV	11/30/22 20:16	D2K0542	DK22313
Dibenzo(a,h)Anthracene	ND (0.22)		EPH8270		1	MJV	11/30/22 20:16	D2K0542	DK22313
Fluoranthene	ND (0.44)		EPH8270		1	MJV	11/30/22 20:16	D2K0542	DK22313
Fluorene	ND (0.44)		EPH8270		1	MJV	11/30/22 20:16	D2K0542	DK22313
Indeno(1,2,3-cd)Pyrene	ND (0.44)		EPH8270		1	MJV	11/30/22 20:16	D2K0542	DK22313
Pyrene	ND (0.44)		EPH8270		1	MJV	11/30/22 20:16	D2K0542	DK22313

	%Recovery	Qualifier	Limits
Surrogate: 1-Chlorooctadecane	*66 %*		*40-140*
Surrogate: 2-Bromonaphthalene	*111 %*		*40-140*
Surrogate: 2-Fluorobiphenyl	*108 %*		*40-140*
Surrogate: O-Terphenyl	*83 %*		*40-140*

ESS Laboratory
Division of Thielsch Engineering, Inc.

BAL Laboratory
The Microbiology Division of Thielsch Engineering, Inc.

CERTIFICATE OF ANALYSIS

Client Name: Lightship Engineering, LLC
Client Project ID: Former CL and P Work Center
Client Sample ID: B-101-14-16
Date Sampled: 11/22/22 10:15
Percent Solids: 91
Initial Volume: 24.1g
Final Volume: 1ml
Extraction Method: 3546

ESS Laboratory Work Order: 22K0883
ESS Laboratory Sample ID: 22K0883-08
Sample Matrix: Soil
Units: mg/kg dry

Prepared: 11/23/22 19:12

MADEP-EPH Extractable Petroleum Hydrocarbons

Analyte	Results (MRL)	MDL	Method	Limit	DF	Analyst	Analyzed	Sequence	Batch
C9-C18 Aliphatics1	ND (17.0)		MADEP-EPH		1	MJV	12/01/22 1:09	D2K0524	DK22313
C19-C36 Aliphatics1	ND (17.0)		MADEP-EPH		1	MJV	12/01/22 1:09	D2K0524	DK22313
C11-C22 Unadjusted Aromatics1	ND (17.0)		EPH8270		1	MJV	11/30/22 20:52	D2K0542	DK22313
C11-C22 Aromatics1,2	ND (17.0)		EPH8270			MJV	11/30/22 20:52		[CALC]
2-Methylnaphthalene	ND (0.23)		EPH8270		1	MJV	11/30/22 20:52	D2K0542	DK22313
Acenaphthene	ND (0.45)		EPH8270		1	MJV	11/30/22 20:52	D2K0542	DK22313
Naphthalene	ND (0.45)		EPH8270		1	MJV	11/30/22 20:52	D2K0542	DK22313
Phenanthrene	ND (0.45)		EPH8270		1	MJV	11/30/22 20:52	D2K0542	DK22313
Acenaphthylene	ND (0.23)		EPH8270		1	MJV	11/30/22 20:52	D2K0542	DK22313
Anthracene	ND (0.45)		EPH8270		1	MJV	11/30/22 20:52	D2K0542	DK22313
Benzo(a)anthracene	ND (0.45)		EPH8270		1	MJV	11/30/22 20:52	D2K0542	DK22313
Benzo(a)pyrene	ND (0.45)		EPH8270		1	MJV	11/30/22 20:52	D2K0542	DK22313
Benzo(b)fluoranthene	ND (0.45)		EPH8270		1	MJV	11/30/22 20:52	D2K0542	DK22313
Benzo(g,h,i)perylene	ND (0.45)		EPH8270		1	MJV	11/30/22 20:52	D2K0542	DK22313
Benzo(k)fluoranthene	ND (0.45)		EPH8270		1	MJV	11/30/22 20:52	D2K0542	DK22313
Chrysene	ND (0.45)		EPH8270		1	MJV	11/30/22 20:52	D2K0542	DK22313
Dibenzo(a,h)Anthracene	ND (0.23)		EPH8270		1	MJV	11/30/22 20:52	D2K0542	DK22313
Fluoranthene	ND (0.45)		EPH8270		1	MJV	11/30/22 20:52	D2K0542	DK22313
Fluorene	ND (0.45)		EPH8270		1	MJV	11/30/22 20:52	D2K0542	DK22313
Indeno(1,2,3-cd)Pyrene	ND (0.45)		EPH8270		1	MJV	11/30/22 20:52	D2K0542	DK22313
Pyrene	ND (0.45)		EPH8270		1	MJV	11/30/22 20:52	D2K0542	DK22313

	%Recovery	Qualifier	Limits
Surrogate: 1-Chlorooctadecane	*63 %*		*40-140*
Surrogate: 2-Bromonaphthalene	*101 %*		*40-140*
Surrogate: 2-Fluorobiphenyl	*97 %*		*40-140*
Surrogate: O-Terphenyl	*74 %*		*40-140*

ESS Laboratory
Division of Thielsch Engineering, Inc.

BAL Laboratory
The Microbiology Division of Thielsch Engineering, Inc.

CERTIFICATE OF ANALYSIS

Client Name: Lightship Engineering, LLC
Client Project ID: Former CL and P Work Center
Client Sample ID: B-107-14-16
Date Sampled: 11/22/22 10:01
Percent Solids: 91
Initial Volume: 24.2g
Final Volume: 1ml
Extraction Method: 3546

ESS Laboratory Work Order: 22K0883
ESS Laboratory Sample ID: 22K0883-09
Sample Matrix: Soil
Units: mg/kg dry

Prepared: 11/23/22 19:12

MADEP-EPH Extractable Petroleum Hydrocarbons

Analyte	Results (MRL)	MDL	Method	Limit	DF	Analyst	Analyzed	Sequence	Batch
C9-C18 Aliphatics1	ND (16.9)		MADEP-EPH		1	MJV	12/01/22 1:44	D2K0524	DK22313
C19-C36 Aliphatics1	ND (16.9)		MADEP-EPH		1	MJV	12/01/22 1:44	D2K0524	DK22313
C11-C22 Unadjusted Aromatics1	ND (16.9)		EPH8270		1	MJV	11/30/22 21:28	D2K0542	DK22313
C11-C22 Aromatics1,2	ND (16.9)		EPH8270			MJV	11/30/22 21:28		[CALC]
2-Methylnaphthalene	ND (0.23)		EPH8270		1	MJV	11/30/22 21:28	D2K0542	DK22313
Acenaphthene	ND (0.45)		EPH8270		1	MJV	11/30/22 21:28	D2K0542	DK22313
Naphthalene	ND (0.45)		EPH8270		1	MJV	11/30/22 21:28	D2K0542	DK22313
Phenanthrene	ND (0.45)		EPH8270		1	MJV	11/30/22 21:28	D2K0542	DK22313
Acenaphthylene	ND (0.23)		EPH8270		1	MJV	11/30/22 21:28	D2K0542	DK22313
Anthracene	ND (0.45)		EPH8270		1	MJV	11/30/22 21:28	D2K0542	DK22313
Benzo(a)anthracene	ND (0.45)		EPH8270		1	MJV	11/30/22 21:28	D2K0542	DK22313
Benzo(a)pyrene	ND (0.45)		EPH8270		1	MJV	11/30/22 21:28	D2K0542	DK22313
Benzo(b)fluoranthene	ND (0.45)		EPH8270		1	MJV	11/30/22 21:28	D2K0542	DK22313
Benzo(g,h,i)perylene	ND (0.45)		EPH8270		1	MJV	11/30/22 21:28	D2K0542	DK22313
Benzo(k)fluoranthene	ND (0.45)		EPH8270		1	MJV	11/30/22 21:28	D2K0542	DK22313
Chrysene	ND (0.45)		EPH8270		1	MJV	11/30/22 21:28	D2K0542	DK22313
Dibenzo(a,h)Anthracene	ND (0.23)		EPH8270		1	MJV	11/30/22 21:28	D2K0542	DK22313
Fluoranthene	ND (0.45)		EPH8270		1	MJV	11/30/22 21:28	D2K0542	DK22313
Fluorene	ND (0.45)		EPH8270		1	MJV	11/30/22 21:28	D2K0542	DK22313
Indeno(1,2,3-cd)Pyrene	ND (0.45)		EPH8270		1	MJV	11/30/22 21:28	D2K0542	DK22313
Pyrene	ND (0.45)		EPH8270		1	MJV	11/30/22 21:28	D2K0542	DK22313

	%Recovery	Qualifier	Limits
Surrogate: 1-Chlorooctadecane	*63 %*		*40-140*
Surrogate: 2-Bromonaphthalene	*104 %*		*40-140*
Surrogate: 2-Fluorobiphenyl	*101 %*		*40-140*
Surrogate: O-Terphenyl	*77 %*		*40-140*

ESS Laboratory
Division of Thielsch Engineering, Inc.

BAL Laboratory
The Microbiology Division of Thielsch Engineering, Inc.

CERTIFICATE OF ANALYSIS

Client Name: Lightship Engineering, LLC
Client Project ID: Former CL and P Work Center
Client Sample ID: B110-14-16
Date Sampled: 11/22/22 08:55
Percent Solids: 91
Initial Volume: 25g
Final Volume: 1ml
Extraction Method: 3546

ESS Laboratory Work Order: 22K0883
ESS Laboratory Sample ID: 22K0883-10
Sample Matrix: Soil
Units: mg/kg dry

Prepared: 11/28/22 13:45

MADEP-EPH Extractable Petroleum Hydrocarbons

Analyte	Results (MRL)	MDL	Method	Limit	DF	Analyst	Analyzed	Sequence	Batch
C9-C18 Aliphatics1	ND (16.4)		MADEP-EPH		1	MJV	12/02/22 19:55	D2K0526	DK22805
C19-C36 Aliphatics1	ND (16.4)		MADEP-EPH		1	MJV	12/02/22 19:55	D2K0526	DK22805
C11-C22 Unadjusted Aromatics1	ND (16.4)		EPH8270		1	MJV	12/02/22 18:23	D2L0038	DK22805
C11-C22 Aromatics1,2	ND (16.4)		EPH8270			MJV	12/02/22 18:23		[CALC]
2-Methylnaphthalene	ND (0.22)		EPH8270		1	MJV	12/02/22 18:23	D2L0038	DK22805
Acenaphthene	ND (0.44)		EPH8270		1	MJV	12/02/22 18:23	D2L0038	DK22805
Naphthalene	ND (0.44)		EPH8270		1	MJV	12/02/22 18:23	D2L0038	DK22805
Phenanthrene	ND (0.44)		EPH8270		1	MJV	12/02/22 18:23	D2L0038	DK22805
Acenaphthylene	ND (0.22)		EPH8270		1	MJV	12/02/22 18:23	D2L0038	DK22805
Anthracene	ND (0.44)		EPH8270		1	MJV	12/02/22 18:23	D2L0038	DK22805
Benzo(a)anthracene	ND (0.44)		EPH8270		1	MJV	12/02/22 18:23	D2L0038	DK22805
Benzo(a)pyrene	ND (0.44)		EPH8270		1	MJV	12/02/22 18:23	D2L0038	DK22805
Benzo(b)fluoranthene	ND (0.44)		EPH8270		1	MJV	12/02/22 18:23	D2L0038	DK22805
Benzo(g,h,i)perylene	ND (0.44)		EPH8270		1	MJV	12/02/22 18:23	D2L0038	DK22805
Benzo(k)fluoranthene	ND (0.44)		EPH8270		1	MJV	12/02/22 18:23	D2L0038	DK22805
Chrysene	ND (0.44)		EPH8270		1	MJV	12/02/22 18:23	D2L0038	DK22805
Dibenzo(a,h)Anthracene	ND (0.22)		EPH8270		1	MJV	12/02/22 18:23	D2L0038	DK22805
Fluoranthene	ND (0.44)		EPH8270		1	MJV	12/02/22 18:23	D2L0038	DK22805
Fluorene	ND (0.44)		EPH8270		1	MJV	12/02/22 18:23	D2L0038	DK22805
Indeno(1,2,3-cd)Pyrene	ND (0.44)		EPH8270		1	MJV	12/02/22 18:23	D2L0038	DK22805
Pyrene	ND (0.44)		EPH8270		1	MJV	12/02/22 18:23	D2L0038	DK22805

	%Recovery	Qualifier	Limits
Surrogate: 1-Chlorooctadecane	*62 %*		*40-140*
Surrogate: 2-Bromonaphthalene	*91 %*		*40-140*
Surrogate: 2-Fluorobiphenyl	*88 %*		*40-140*
Surrogate: O-Terphenyl	*79 %*		*40-140*

ESS Laboratory
Division of Thielsch Engineering, Inc.

BAL Laboratory
The Microbiology Division of Thielsch Engineering, Inc.

CERTIFICATE OF ANALYSIS

Client Name: Lightship Engineering, LLC
Client Project ID: Former CL and P Work Center
Client Sample ID: TP104-14-16
Date Sampled: 11/22/22 10:32
Percent Solids: 87
Initial Volume: 24.8g
Final Volume: 1ml
Extraction Method: 3546

ESS Laboratory Work Order: 22K0883
ESS Laboratory Sample ID: 22K0883-11
Sample Matrix: Soil
Units: mg/kg dry

Prepared: 11/28/22 13:45

MADEP-EPH Extractable Petroleum Hydrocarbons

Analyte	Results (MRL)	MDL	Method	Limit	DF	Analyst	Analyzed	Sequence	Batch
C9-C18 Aliphatics1	ND (17.4)		MADEP-EPH		1	MJV	12/02/22 20:29	D2K0526	DK22805
C19-C36 Aliphatics1	ND (17.4)		MADEP-EPH		1	MJV	12/02/22 20:29	D2K0526	DK22805
C11-C22 Unadjusted Aromatics1	ND (17.4)		EPH8270		1	MJV	12/02/22 18:58	D2L0038	DK22805
C11-C22 Aromatics1,2	ND (17.4)		EPH8270			MJV	12/02/22 18:58		[CALC]
2-Methylnaphthalene	ND (0.23)		EPH8270		1	MJV	12/02/22 18:58	D2L0038	DK22805
Acenaphthene	ND (0.46)		EPH8270		1	MJV	12/02/22 18:58	D2L0038	DK22805
Naphthalene	ND (0.46)		EPH8270		1	MJV	12/02/22 18:58	D2L0038	DK22805
Phenanthrene	ND (0.46)		EPH8270		1	MJV	12/02/22 18:58	D2L0038	DK22805
Acenaphthylene	ND (0.23)		EPH8270		1	MJV	12/02/22 18:58	D2L0038	DK22805
Anthracene	ND (0.46)		EPH8270		1	MJV	12/02/22 18:58	D2L0038	DK22805
Benzo(a)anthracene	ND (0.46)		EPH8270		1	MJV	12/02/22 18:58	D2L0038	DK22805
Benzo(a)pyrene	ND (0.46)		EPH8270		1	MJV	12/02/22 18:58	D2L0038	DK22805
Benzo(b)fluoranthene	ND (0.46)		EPH8270		1	MJV	12/02/22 18:58	D2L0038	DK22805
Benzo(g,h,i)perylene	ND (0.46)		EPH8270		1	MJV	12/02/22 18:58	D2L0038	DK22805
Benzo(k)fluoranthene	ND (0.46)		EPH8270		1	MJV	12/02/22 18:58	D2L0038	DK22805
Chrysene	ND (0.46)		EPH8270		1	MJV	12/02/22 18:58	D2L0038	DK22805
Dibenzo(a,h)Anthracene	ND (0.23)		EPH8270		1	MJV	12/02/22 18:58	D2L0038	DK22805
Fluoranthene	ND (0.46)		EPH8270		1	MJV	12/02/22 18:58	D2L0038	DK22805
Fluorene	ND (0.46)		EPH8270		1	MJV	12/02/22 18:58	D2L0038	DK22805
Indeno(1,2,3-cd)Pyrene	ND (0.46)		EPH8270		1	MJV	12/02/22 18:58	D2L0038	DK22805
Pyrene	ND (0.46)		EPH8270		1	MJV	12/02/22 18:58	D2L0038	DK22805

	%Recovery	Qualifier	Limits
Surrogate: 1-Chlorooctadecane	*65 %*		*40-140*
Surrogate: 2-Bromonaphthalene	*101 %*		*40-140*
Surrogate: 2-Fluorobiphenyl	*100 %*		*40-140*
Surrogate: O-Terphenyl	*91 %*		*40-140*

ESS Laboratory
Division of Thielsch Engineering, Inc.

BAL Laboratory
The Microbiology Division of Thielsch Engineering, Inc.

CERTIFICATE OF ANALYSIS

Client Name: Lightship Engineering, LLC
Client Project ID: Former CL and P Work Center
Client Sample ID: LE-SB-11-12-14
Date Sampled: 11/22/22 14:34
Percent Solids: 82
Initial Volume: 24.9g
Final Volume: 1ml
Extraction Method: 3546

ESS Laboratory Work Order: 22K0883
ESS Laboratory Sample ID: 22K0883-12
Sample Matrix: Soil
Units: mg/kg dry

Prepared: 11/28/22 13:45

MADEP-EPH Extractable Petroleum Hydrocarbons

Analyte	Results (MRL)	MDL	Method	Limit	DF	Analyst	Analyzed	Sequence	Batch
C9-C18 Aliphatics1	ND (18.3)		MADEP-EPH		1	MJV	12/02/22 21:04	D2K0526	DK22805
C19-C36 Aliphatics1	ND (18.3)		MADEP-EPH		1	MJV	12/02/22 21:04	D2K0526	DK22805
C11-C22 Unadjusted Aromatics1	ND (18.3)		EPH8270		1	MJV	12/02/22 19:34	D2L0038	DK22805
C11-C22 Aromatics1,2	ND (18.3)		EPH8270			MJV	12/02/22 19:34		[CALC]
2-Methylnaphthalene	ND (0.24)		EPH8270		1	MJV	12/02/22 19:34	D2L0038	DK22805
Acenaphthene	ND (0.49)		EPH8270		1	MJV	12/02/22 19:34	D2L0038	DK22805
Naphthalene	ND (0.49)		EPH8270		1	MJV	12/02/22 19:34	D2L0038	DK22805
Phenanthrene	ND (0.49)		EPH8270		1	MJV	12/02/22 19:34	D2L0038	DK22805
Acenaphthylene	ND (0.24)		EPH8270		1	MJV	12/02/22 19:34	D2L0038	DK22805
Anthracene	ND (0.49)		EPH8270		1	MJV	12/02/22 19:34	D2L0038	DK22805
Benzo(a)anthracene	ND (0.49)		EPH8270		1	MJV	12/02/22 19:34	D2L0038	DK22805
Benzo(a)pyrene	ND (0.49)		EPH8270		1	MJV	12/02/22 19:34	D2L0038	DK22805
Benzo(b)fluoranthene	ND (0.49)		EPH8270		1	MJV	12/02/22 19:34	D2L0038	DK22805
Benzo(g,h,i)perylene	ND (0.49)		EPH8270		1	MJV	12/02/22 19:34	D2L0038	DK22805
Benzo(k)fluoranthene	ND (0.49)		EPH8270		1	MJV	12/02/22 19:34	D2L0038	DK22805
Chrysene	ND (0.49)		EPH8270		1	MJV	12/02/22 19:34	D2L0038	DK22805
Dibenzo(a,h)Anthracene	ND (0.24)		EPH8270		1	MJV	12/02/22 19:34	D2L0038	DK22805
Fluoranthene	ND (0.49)		EPH8270		1	MJV	12/02/22 19:34	D2L0038	DK22805
Fluorene	ND (0.49)		EPH8270		1	MJV	12/02/22 19:34	D2L0038	DK22805
Indeno(1,2,3-cd)Pyrene	ND (0.49)		EPH8270		1	MJV	12/02/22 19:34	D2L0038	DK22805
Pyrene	ND (0.49)		EPH8270		1	MJV	12/02/22 19:34	D2L0038	DK22805

	%Recovery	Qualifier	Limits
Surrogate: 1-Chlorooctadecane	*75 %*		*40-140*
Surrogate: 2-Bromonaphthalene	*104 %*		*40-140*
Surrogate: 2-Fluorobiphenyl	*102 %*		*40-140*
Surrogate: O-Terphenyl	*98 %*		*40-140*

ESS Laboratory
Division of Thielsch Engineering, Inc.

BAL Laboratory
The Microbiology Division of Thielsch Engineering, Inc.

CERTIFICATE OF ANALYSIS

Client Name: Lightship Engineering, LLC
Client Project ID: Former CL and P Work Center
Client Sample ID: LE-SB12-8-10
Date Sampled: 11/22/22 14:55
Percent Solids: 88
Initial Volume: 24.2g
Final Volume: 1ml
Extraction Method: 3546

ESS Laboratory Work Order: 22K0883
ESS Laboratory Sample ID: 22K0883-14
Sample Matrix: Soil
Units: mg/kg dry

Prepared: 11/30/22 15:58

MADEP-EPH Extractable Petroleum Hydrocarbons

Analyte	Results (MRL)	MDL	Method	Limit	DF	Analyst	Analyzed	Sequence	Batch
C9-C18 Aliphatics1	ND (17.7)		MADEP-EPH		1	MJV	12/02/22 21:39	D2K0524	DK23046
C19-C36 Aliphatics1	ND (17.7)		MADEP-EPH		1	MJV	12/02/22 21:39	D2K0524	DK23046
C11-C22 Unadjusted Aromatics1	ND (17.7)		EPH8270		1	MJV	12/05/22 14:41	D2L0049	DK23046
C11-C22 Aromatics1,2	ND (17.7)		EPH8270			MJV	12/05/22 14:41		[CALC]
2-Methylnaphthalene	ND (0.24)		EPH8270		1	MJV	12/05/22 14:41	D2L0049	DK23046
Acenaphthene	ND (0.47)		EPH8270		1	MJV	12/05/22 14:41	D2L0049	DK23046
Naphthalene	ND (0.47)		EPH8270		1	MJV	12/05/22 14:41	D2L0049	DK23046
Phenanthrene	ND (0.47)		EPH8270		1	MJV	12/05/22 14:41	D2L0049	DK23046
Acenaphthylene	ND (0.24)		EPH8270		1	MJV	12/05/22 14:41	D2L0049	DK23046
Anthracene	ND (0.47)		EPH8270		1	MJV	12/05/22 14:41	D2L0049	DK23046
Benzo(a)anthracene	ND (0.47)		EPH8270		1	MJV	12/05/22 14:41	D2L0049	DK23046
Benzo(a)pyrene	ND (0.47)		EPH8270		1	MJV	12/05/22 14:41	D2L0049	DK23046
Benzo(b)fluoranthene	ND (0.47)		EPH8270		1	MJV	12/05/22 14:41	D2L0049	DK23046
Benzo(g,h,i)perylene	ND (0.47)		EPH8270		1	MJV	12/05/22 14:41	D2L0049	DK23046
Benzo(k)fluoranthene	ND (0.47)		EPH8270		1	MJV	12/05/22 14:41	D2L0049	DK23046
Chrysene	ND (0.47)		EPH8270		1	MJV	12/05/22 14:41	D2L0049	DK23046
Dibenzo(a,h)Anthracene	ND (0.24)		EPH8270		1	MJV	12/05/22 14:41	D2L0049	DK23046
Fluoranthene	ND (0.47)		EPH8270		1	MJV	12/05/22 14:41	D2L0049	DK23046
Fluorene	ND (0.47)		EPH8270		1	MJV	12/05/22 14:41	D2L0049	DK23046
Indeno(1,2,3-cd)Pyrene	ND (0.47)		EPH8270		1	MJV	12/05/22 14:41	D2L0049	DK23046
Pyrene	ND (0.47)		EPH8270		1	MJV	12/05/22 14:41	D2L0049	DK23046

	%Recovery	Qualifier	Limits
Surrogate: 1-Chlorooctadecane	*72 %*		*40-140*
Surrogate: 2-Bromonaphthalene	*101 %*		*40-140*
Surrogate: 2-Fluorobiphenyl	*85 %*		*40-140*
Surrogate: O-Terphenyl	*88 %*		*40-140*

ESS Laboratory
Division of Thielsch Engineering, Inc.

BAL Laboratory
The Microbiology Division of Thielsch Engineering, Inc.

CERTIFICATE OF ANALYSIS

Client Name: Lightship Engineering, LLC
Client Project ID: Former CL and P Work Center
Client Sample ID: LE-SB13-10-12
Date Sampled: 11/22/22 15:25
Percent Solids: 88
Initial Volume: 24.5g
Final Volume: 1ml
Extraction Method: 3546

ESS Laboratory Work Order: 22K0883
ESS Laboratory Sample ID: 22K0883-15
Sample Matrix: Soil
Units: mg/kg dry

Prepared: 11/30/22 15:58

MADEP-EPH Extractable Petroleum Hydrocarbons

Analyte	Results (MRL)	MDL	Method	Limit	DF	Analyst	Analyzed	Sequence	Batch
C9-C18 Aliphatics1	ND (17.4)		MADEP-EPH		1	MJV	12/02/22 22:14	D2K0524	DK23046
C19-C36 Aliphatics1	ND (17.4)		MADEP-EPH		1	MJV	12/02/22 22:14	D2K0524	DK23046
C11-C22 Unadjusted Aromatics1	ND (17.4)		EPH8270		1	MJV	12/05/22 16:36	D2L0049	DK23046
C11-C22 Aromatics1,2	ND (17.4)		EPH8270			MJV	12/05/22 16:36		[CALC]
2-Methylnaphthalene	ND (0.23)		EPH8270		1	MJV	12/05/22 16:36	D2L0049	DK23046
Acenaphthene	ND (0.46)		EPH8270		1	MJV	12/05/22 16:36	D2L0049	DK23046
Naphthalene	ND (0.46)		EPH8270		1	MJV	12/05/22 16:36	D2L0049	DK23046
Phenanthrene	ND (0.46)		EPH8270		1	MJV	12/05/22 16:36	D2L0049	DK23046
Acenaphthylene	ND (0.23)		EPH8270		1	MJV	12/05/22 16:36	D2L0049	DK23046
Anthracene	ND (0.46)		EPH8270		1	MJV	12/05/22 16:36	D2L0049	DK23046
Benzo(a)anthracene	ND (0.46)		EPH8270		1	MJV	12/05/22 16:36	D2L0049	DK23046
Benzo(a)pyrene	ND (0.46)		EPH8270		1	MJV	12/05/22 16:36	D2L0049	DK23046
Benzo(b)fluoranthene	ND (0.46)		EPH8270		1	MJV	12/05/22 16:36	D2L0049	DK23046
Benzo(g,h,i)perylene	ND (0.46)		EPH8270		1	MJV	12/05/22 16:36	D2L0049	DK23046
Benzo(k)fluoranthene	ND (0.46)		EPH8270		1	MJV	12/05/22 16:36	D2L0049	DK23046
Chrysene	ND (0.46)		EPH8270		1	MJV	12/05/22 16:36	D2L0049	DK23046
Dibenzo(a,h)Anthracene	ND (0.23)		EPH8270		1	MJV	12/05/22 16:36	D2L0049	DK23046
Fluoranthene	ND (0.46)		EPH8270		1	MJV	12/05/22 16:36	D2L0049	DK23046
Fluorene	ND (0.46)		EPH8270		1	MJV	12/05/22 16:36	D2L0049	DK23046
Indeno(1,2,3-cd)Pyrene	ND (0.46)		EPH8270		1	MJV	12/05/22 16:36	D2L0049	DK23046
Pyrene	ND (0.46)		EPH8270		1	MJV	12/05/22 16:36	D2L0049	DK23046

	%Recovery	Qualifier	Limits
Surrogate: 1-Chlorooctadecane	*67 %*		*40-140*
Surrogate: 2-Bromonaphthalene	*96 %*		*40-140*
Surrogate: 2-Fluorobiphenyl	*88 %*		*40-140*
Surrogate: O-Terphenyl	*88 %*		*40-140*

ESS Laboratory
Division of Thielsch Engineering, Inc.

BAL Laboratory
The Microbiology Division of Thielsch Engineering, Inc.

CERTIFICATE OF ANALYSIS

Client Name: Lightship Engineering, LLC
Client Project ID: Former CL and P Work Center

ESS Laboratory Work Order: 22K0883

Quality Control Data

Analyte	Result	MRL	Units	Spike Level	Source Result	%REC	%REC Limits	RPD	RPD Limit	Qualifier
1312/8270D Semi Volatile SPLP Compounds										
Batch DL20204 - 3510C										
Blank										
2-Methylnaphthalene	ND	0.00020	mg/L							
Acenaphthene	ND	0.00020	mg/L							
Acenaphthylene	ND	0.00020	mg/L							
Anthracene	ND	0.00020	mg/L							
Benzo(a)anthracene	ND	0.00005	mg/L							
Benzo(a)pyrene	ND	0.00005	mg/L							
Benzo(b)fluoranthene	ND	0.00005	mg/L							
Benzo(g,h,i)perylene	ND	0.00020	mg/L							
Benzo(k)fluoranthene	ND	0.00005	mg/L							
Chrysene	ND	0.00005	mg/L							
Dibenzo(a,h)Anthracene	ND	0.00005	mg/L							
Fluoranthene	ND	0.00020	mg/L							
Fluorene	ND	0.00020	mg/L							
Indeno(1,2,3-cd)Pyrene	ND	0.00005	mg/L							
Naphthalene	ND	0.00020	mg/L							
Phenanthrene	ND	0.00005	mg/L							
Pyrene	ND	0.00020	mg/L							
Surrogate: 1,2-Dichlorobenzene-d4	*0.00173*		mg/L	*0.002500*		*69*	*30-130*			
Surrogate: 2-Fluorobiphenyl	*0.00202*		mg/L	*0.002500*		*81*	*30-130*			
Surrogate: Nitrobenzene-d5	*0.00206*		mg/L	*0.002500*		*82*	*30-130*			
Surrogate: p-Terphenyl-d14	*0.00262*		mg/L	*0.002500*		*105*	*30-130*			
LCS										
2-Methylnaphthalene	0.00316	0.00020	mg/L	0.004000		79	40-140			
Acenaphthene	0.00306	0.00020	mg/L	0.004000		76	40-140			
Acenaphthylene	0.00308	0.00020	mg/L	0.004000		77	40-140			
Anthracene	0.00326	0.00020	mg/L	0.004000		82	40-140			
Benzo(a)anthracene	0.00345	0.00005	mg/L	0.004000		86	40-140			
Benzo(a)pyrene	0.00360	0.00005	mg/L	0.004000		90	40-140			
Benzo(b)fluoranthene	0.00332	0.00005	mg/L	0.004000		83	40-140			
Benzo(g,h,i)perylene	0.00415	0.00020	mg/L	0.004000		104	40-140			
Benzo(k)fluoranthene	0.00338	0.00005	mg/L	0.004000		84	40-140			
Chrysene	0.00351	0.00005	mg/L	0.004000		88	40-140			
Dibenzo(a,h)Anthracene	0.00398	0.00005	mg/L	0.004000		99	40-140			
Fluoranthene	0.00309	0.00020	mg/L	0.004000		77	40-140			
Fluorene	0.00344	0.00020	mg/L	0.004000		86	40-140			
Indeno(1,2,3-cd)Pyrene	0.00392	0.00005	mg/L	0.004000		98	40-140			
Naphthalene	0.00299	0.00020	mg/L	0.004000		75	40-140			
Phenanthrene	0.00328	0.00005	mg/L	0.004000		82	40-140			
Pyrene	0.00352	0.00020	mg/L	0.004000		88	40-140			
Surrogate: 1,2-Dichlorobenzene-d4	*0.00162*		mg/L	*0.002500*		*65*	*30-130*			
Surrogate: 2-Fluorobiphenyl	*0.00197*		mg/L	*0.002500*		*79*	*30-130*			
Surrogate: Nitrobenzene-d5	*0.00200*		mg/L	*0.002500*		*80*	*30-130*			
Surrogate: p-Terphenyl-d14	*0.00240*		mg/L	*0.002500*		*96*	*30-130*			
LCS Dup										

ESS Laboratory
Division of Thielsch Engineering, Inc.

BAL Laboratory
The Microbiology Division of Thielsch Engineering, Inc.

CERTIFICATE OF ANALYSIS

Client Name: Lightship Engineering, LLC
Client Project ID: Former CL and P Work Center

ESS Laboratory Work Order: 22K0883

Quality Control Data

Analyte	Result	MRL	Units	Spike Level	Source Result	%REC	%REC Limits	RPD	RPD Limit	Qualifier
1312/8270D Semi Volatile SPLP Compounds										
Batch DL20204 - 3510C										
2-Methylnaphthalene	0.00309	0.00020	mg/L	0.004000		77	40-140	2	20	
Acenaphthene	0.00300	0.00020	mg/L	0.004000		75	40-140	2	20	
Acenaphthylene	0.00301	0.00020	mg/L	0.004000		75	40-140	2	20	
Anthracene	0.00319	0.00020	mg/L	0.004000		80	40-140	2	20	
Benzo(a)anthracene	0.00337	0.00005	mg/L	0.004000		84	40-140	2	20	
Benzo(a)pyrene	0.00355	0.00005	mg/L	0.004000		89	40-140	1	20	
Benzo(b)fluoranthene	0.00323	0.00005	mg/L	0.004000		81	40-140	3	20	
Benzo(g,h,i)perylene	0.00416	0.00020	mg/L	0.004000		104	40-140	0.4	20	
Benzo(k)fluoranthene	0.00338	0.00005	mg/L	0.004000		85	40-140	0.2	20	
Chrysene	0.00345	0.00005	mg/L	0.004000		86	40-140	2	20	
Dibenzo(a,h)Anthracene	0.00399	0.00005	mg/L	0.004000		100	40-140	0.4	20	
Fluoranthene	0.00307	0.00020	mg/L	0.004000		77	40-140	0.7	20	
Fluorene	0.00333	0.00020	mg/L	0.004000		83	40-140	3	20	
Indeno(1,2,3-cd)Pyrene	0.00394	0.00005	mg/L	0.004000		99	40-140	0.5	20	
Naphthalene	0.00294	0.00020	mg/L	0.004000		73	40-140	2	20	
Phenanthrene	0.00324	0.00005	mg/L	0.004000		81	40-140	1	20	
Pyrene	0.00336	0.00020	mg/L	0.004000		84	40-140	5	20	
Surrogate: 1,2-Dichlorobenzene-d4	*0.00148*		mg/L	*0.002500*		*59*	*30-130*			
Surrogate: 2-Fluorobiphenyl	*0.00184*		mg/L	*0.002500*		*74*	*30-130*			
Surrogate: Nitrobenzene-d5	*0.00188*		mg/L	*0.002500*		*75*	*30-130*			
Surrogate: p-Terphenyl-d14	*0.00227*		mg/L	*0.002500*		*91*	*30-130*			
MADEP-EPH Extractable Petroleum Hydrocarbons										
Batch DK22313 - 3546										
Blank										
C19-C36 Aliphatics1	ND	15.0	mg/kg wet							
C9-C18 Aliphatics1	ND	15.0	mg/kg wet							
Surrogate: 1-Chlorooctadecane	*1.67*		mg/kg wet	*2.000*		*83*	*40-140*			
Blank										
2-Methylnaphthalene	ND	0.20	mg/kg wet							
Acenaphthene	ND	0.40	mg/kg wet							
Acenaphthylene	ND	0.20	mg/kg wet							
Anthracene	ND	0.40	mg/kg wet							
Benzo(a)anthracene	ND	0.40	mg/kg wet							
Benzo(a)pyrene	ND	0.40	mg/kg wet							
Benzo(b)fluoranthene	ND	0.40	mg/kg wet							
Benzo(g,h,i)perylene	ND	0.40	mg/kg wet							
Benzo(k)fluoranthene	ND	0.40	mg/kg wet							
C11-C22 Unadjusted Aromatics1	ND	15.0	mg/kg wet							
Chrysene	ND	0.40	mg/kg wet							
Dibenzo(a,h)Anthracene	ND	0.20	mg/kg wet							
Fluoranthene	ND	0.40	mg/kg wet							
Fluorene	ND	0.40	mg/kg wet							
Indeno(1,2,3-cd)Pyrene	ND	0.40	mg/kg wet							

ESS Laboratory
Division of Thielsch Engineering, Inc.

BAL Laboratory
The Microbiology Division of Thielsch Engineering, Inc.

CERTIFICATE OF ANALYSIS

Client Name: Lightship Engineering, LLC
Client Project ID: Former CL and P Work Center

ESS Laboratory Work Order: 22K0883

Quality Control Data

Analyte	Result	MRL	Units	Spike Level	Source Result	%REC	%REC Limits	RPD	RPD Limit	Qualifier
MADEP-EPH Extractable Petroleum Hydrocarbons										
Batch DK22313 - 3546										
Naphthalene	ND	0.40	mg/kg wet							
Phenanthrene	ND	0.40	mg/kg wet							
Pyrene	ND	0.40	mg/kg wet							
Surrogate: 2-Bromonaphthalene	*1.85*		mg/kg wet	*2.000*		*92*	*40-140*			
Surrogate: 2-Fluorobiphenyl	*1.80*		mg/kg wet	*2.000*		*90*	*40-140*			
Surrogate: O-Terphenyl	*1.98*		mg/kg wet	*2.000*		*99*	*40-140*			
LCS										
C19-C36 Aliphatics1	14.3	15.0	mg/kg wet	16.00		89	40-140			
C9-C18 Aliphatics1	7.4	15.0	mg/kg wet	12.00		62	40-140			
Surrogate: 1-Chlorooctadecane	*1.70*		mg/kg wet	*2.000*		*85*	*40-140*			
LCS										
2-Methylnaphthalene	1.30	0.20	mg/kg wet	2.000		65	40-140			
Acenaphthene	1.43	0.40	mg/kg wet	2.000		72	40-140			
Acenaphthylene	1.37	0.20	mg/kg wet	2.000		68	40-140			
Anthracene	1.67	0.40	mg/kg wet	2.000		83	40-140			
Benzo(a)anthracene	1.83	0.40	mg/kg wet	2.000		92	40-140			
Benzo(a)pyrene	1.71	0.40	mg/kg wet	2.000		86	40-140			
Benzo(b)fluoranthene	1.80	0.40	mg/kg wet	2.000		90	40-140			
Benzo(g,h,i)perylene	1.63	0.40	mg/kg wet	2.000		82	40-140			
Benzo(k)fluoranthene	1.78	0.40	mg/kg wet	2.000		89	40-140			
C11-C22 Unadjusted Aromatics1	27.5	15.0	mg/kg wet	34.00		81	40-140			
Chrysene	1.65	0.40	mg/kg wet	2.000		83	40-140			
Dibenzo(a,h)Anthracene	1.74	0.20	mg/kg wet	2.000		87	40-140			
Fluoranthene	1.74	0.40	mg/kg wet	2.000		87	40-140			
Fluorene	1.52	0.40	mg/kg wet	2.000		76	40-140			
Indeno(1,2,3-cd)Pyrene	1.52	0.40	mg/kg wet	2.000		76	40-140			
Naphthalene	1.25	0.40	mg/kg wet	2.000		63	40-140			
Phenanthrene	1.67	0.40	mg/kg wet	2.000		83	40-140			
Pyrene	1.73	0.40	mg/kg wet	2.000		87	40-140			
Surrogate: 2-Bromonaphthalene	*1.89*		mg/kg wet	*2.000*		*95*	*40-140*			
Surrogate: 2-Fluorobiphenyl	*1.82*		mg/kg wet	*2.000*		*91*	*40-140*			
Surrogate: O-Terphenyl	*1.89*		mg/kg wet	*2.000*		*95*	*40-140*			
LCS										
2-Methylnaphthalene Breakthrough	0.0		%				0-5			
Naphthalene Breakthrough	0.0		%				0-5			
LCS Dup										
C19-C36 Aliphatics1	13.1	15.0	mg/kg wet	16.00		82	40-140	9	25	
C9-C18 Aliphatics1	7.0	15.0	mg/kg wet	12.00		58	40-140	6	25	
Surrogate: 1-Chlorooctadecane	*1.57*		mg/kg wet	*2.000*		*78*	*40-140*			
LCS Dup										
2-Methylnaphthalene	1.36	0.20	mg/kg wet	2.000		68	40-140	5	30	
Acenaphthene	1.52	0.40	mg/kg wet	2.000		76	40-140	6	30	
Acenaphthylene	1.44	0.20	mg/kg wet	2.000		72	40-140	5	30	

ESS Laboratory
Division of Thielsch Engineering, Inc.

BAL Laboratory
The Microbiology Division of Thielsch Engineering, Inc.

CERTIFICATE OF ANALYSIS

Client Name: Lightship Engineering, LLC
Client Project ID: Former CL and P Work Center

ESS Laboratory Work Order: 22K0883

Quality Control Data

Analyte	Result	MRL	Units	Spike Level	Source Result	%REC	%REC Limits	RPD	RPD Limit	Qualifier
MADEP-EPH Extractable Petroleum Hydrocarbons										
Batch DK22313 - 3546										
Anthracene	1.71	0.40	mg/kg wet	2.000		86	40-140	3	30	
Benzo(a)anthracene	1.88	0.40	mg/kg wet	2.000		94	40-140	3	30	
Benzo(a)pyrene	1.77	0.40	mg/kg wet	2.000		88	40-140	3	30	
Benzo(b)fluoranthene	1.85	0.40	mg/kg wet	2.000		92	40-140	2	30	
Benzo(g,h,i)perylene	1.70	0.40	mg/kg wet	2.000		85	40-140	4	30	
Benzo(k)fluoranthene	1.83	0.40	mg/kg wet	2.000		92	40-140	3	30	
C11-C22 Unadjusted Aromatics1	28.4	15.0	mg/kg wet	34.00		83	40-140	3	25	
Chrysene	1.71	0.40	mg/kg wet	2.000		86	40-140	4	30	
Dibenzo(a,h)Anthracene	1.79	0.20	mg/kg wet	2.000		89	40-140	3	30	
Fluoranthene	1.77	0.40	mg/kg wet	2.000		89	40-140	2	30	
Fluorene	1.59	0.40	mg/kg wet	2.000		80	40-140	5	30	
Indeno(1,2,3-cd)Pyrene	1.57	0.40	mg/kg wet	2.000		79	40-140	3	30	
Naphthalene	1.31	0.40	mg/kg wet	2.000		65	40-140	4	30	
Phenanthrene	1.69	0.40	mg/kg wet	2.000		85	40-140	1	30	
Pyrene	1.79	0.40	mg/kg wet	2.000		89	40-140	3	30	
Surrogate: 2-Bromonaphthalene	*1.99*		mg/kg wet	*2.000*		*99*	*40-140*			
Surrogate: 2-Fluorobiphenyl	*1.92*		mg/kg wet	*2.000*		*96*	*40-140*			
Surrogate: O-Terphenyl	*1.94*		mg/kg wet	*2.000*		*97*	*40-140*			
LCS Dup										
2-Methylnaphthalene Breakthrough	0.0		%				0-5		200	
Naphthalene Breakthrough	0.0		%				0-5		200	
Batch DK22805 - 3546										
Blank										
C19-C36 Aliphatics1	ND	15.0	mg/kg wet							
C9-C18 Aliphatics1	ND	15.0	mg/kg wet							
Surrogate: 1-Chlorooctadecane	*1.68*		mg/kg wet	*2.000*		*84*	*40-140*			
Blank										
2-Methylnaphthalene	ND	0.20	mg/kg wet							
Acenaphthene	ND	0.40	mg/kg wet							
Acenaphthylene	ND	0.20	mg/kg wet							
Anthracene	ND	0.40	mg/kg wet							
Benzo(a)anthracene	ND	0.40	mg/kg wet							
Benzo(a)pyrene	ND	0.40	mg/kg wet							
Benzo(b)fluoranthene	ND	0.40	mg/kg wet							
Benzo(g,h,i)perylene	ND	0.40	mg/kg wet							
Benzo(k)fluoranthene	ND	0.40	mg/kg wet							
C11-C22 Unadjusted Aromatics1	ND	15.0	mg/kg wet							
Chrysene	ND	0.40	mg/kg wet							
Dibenzo(a,h)Anthracene	ND	0.20	mg/kg wet							
Fluoranthene	ND	0.40	mg/kg wet							
Fluorene	ND	0.40	mg/kg wet							
Indeno(1,2,3-cd)Pyrene	ND	0.40	mg/kg wet							
Naphthalene	ND	0.40	mg/kg wet							
Phenanthrene	ND	0.40	mg/kg wet							

ESS Laboratory
Division of Thielsch Engineering, Inc.

BAL Laboratory
The Microbiology Division of Thielsch Engineering, Inc.

CERTIFICATE OF ANALYSIS

Client Name: Lightship Engineering, LLC
Client Project ID: Former CL and P Work Center

ESS Laboratory Work Order: 22K0883

Quality Control Data

Analyte	Result	MRL	Units	Spike Level	Source Result	%REC	%REC Limits	RPD	RPD Limit	Qualifier
MADEP-EPH Extractable Petroleum Hydrocarbons										
Batch DK22805 - 3546										
Pyrene	ND	0.40	mg/kg wet							
Surrogate: 2-Bromonaphthalene	*1.83*		mg/kg wet	*2.000*		*92*	*40-140*			
Surrogate: 2-Fluorobiphenyl	*1.78*		mg/kg wet	*2.000*		*89*	*40-140*			
Surrogate: O-Terphenyl	*1.98*		mg/kg wet	*2.000*		*99*	*40-140*			
LCS										
C19-C36 Aliphatics1	13.9	15.0	mg/kg wet	16.00		87	40-140			
C9-C18 Aliphatics1	7.8	15.0	mg/kg wet	12.00		65	40-140			
Surrogate: 1-Chlorooctadecane	*1.60*		mg/kg wet	*2.000*		*80*	*40-140*			
LCS										
2-Methylnaphthalene	1.31	0.20	mg/kg wet	2.000		66	40-140			
Acenaphthene	1.44	0.40	mg/kg wet	2.000		72	40-140			
Acenaphthylene	1.37	0.20	mg/kg wet	2.000		68	40-140			
Anthracene	1.62	0.40	mg/kg wet	2.000		81	40-140			
Benzo(a)anthracene	1.70	0.40	mg/kg wet	2.000		85	40-140			
Benzo(a)pyrene	1.55	0.40	mg/kg wet	2.000		78	40-140			
Benzo(b)fluoranthene	1.70	0.40	mg/kg wet	2.000		85	40-140			
Benzo(g,h,i)perylene	1.42	0.40	mg/kg wet	2.000		71	40-140			
Benzo(k)fluoranthene	1.66	0.40	mg/kg wet	2.000		83	40-140			
C11-C22 Unadjusted Aromatics1	25.8	15.0	mg/kg wet	34.00		76	40-140			
Chrysene	1.58	0.40	mg/kg wet	2.000		79	40-140			
Dibenzo(a,h)Anthracene	1.43	0.20	mg/kg wet	2.000		71	40-140			
Fluoranthene	1.65	0.40	mg/kg wet	2.000		83	40-140			
Fluorene	1.53	0.40	mg/kg wet	2.000		76	40-140			
Indeno(1,2,3-cd)Pyrene	1.30	0.40	mg/kg wet	2.000		65	40-140			
Naphthalene	1.26	0.40	mg/kg wet	2.000		63	40-140			
Phenanthrene	1.62	0.40	mg/kg wet	2.000		81	40-140			
Pyrene	1.65	0.40	mg/kg wet	2.000		82	40-140			
Surrogate: 2-Bromonaphthalene	*1.90*		mg/kg wet	*2.000*		*95*	*40-140*			
Surrogate: 2-Fluorobiphenyl	*1.83*		mg/kg wet	*2.000*		*91*	*40-140*			
Surrogate: O-Terphenyl	*1.90*		mg/kg wet	*2.000*		*95*	*40-140*			
LCS										
2-Methylnaphthalene Breakthrough	0.0		%				0-5			
Naphthalene Breakthrough	0.0		%				0-5			
LCS Dup										
C19-C36 Aliphatics1	13.3	15.0	mg/kg wet	16.00		83	40-140	5	25	
C9-C18 Aliphatics1	7.0	15.0	mg/kg wet	12.00		58	40-140	12	25	
Surrogate: 1-Chlorooctadecane	*1.45*		mg/kg wet	*2.000*		*72*	*40-140*			
LCS Dup										
2-Methylnaphthalene	1.40	0.20	mg/kg wet	2.000		70	40-140	7	30	
Acenaphthene	1.57	0.40	mg/kg wet	2.000		78	40-140	8	30	
Acenaphthylene	1.47	0.20	mg/kg wet	2.000		73	40-140	7	30	
Anthracene	1.74	0.40	mg/kg wet	2.000		87	40-140	7	30	
Benzo(a)anthracene	1.87	0.40	mg/kg wet	2.000		94	40-140	9	30	

ESS Laboratory
Division of Thielsch Engineering, Inc.

BAL Laboratory
The Microbiology Division of Thielsch Engineering, Inc.

CERTIFICATE OF ANALYSIS

Client Name: Lightship Engineering, LLC
Client Project ID: Former CL and P Work Center

ESS Laboratory Work Order: 22K0883

Quality Control Data

Analyte	Result	MRL	Units	Spike Level	Source Result	%REC	%REC Limits	RPD	RPD Limit	Qualifier
MADEP-EPH Extractable Petroleum Hydrocarbons										
Batch DK22805 - 3546										
Benzo(a)pyrene	1.70	0.40	mg/kg wet	2.000		85	40-140	9	30	
Benzo(b)fluoranthene	1.85	0.40	mg/kg wet	2.000		93	40-140	9	30	
Benzo(g,h,i)perylene	1.55	0.40	mg/kg wet	2.000		78	40-140	9	30	
Benzo(k)fluoranthene	1.81	0.40	mg/kg wet	2.000		91	40-140	9	30	
C11-C22 Unadjusted Aromatics1	27.8	15.0	mg/kg wet	34.00		82	40-140	7	25	
Chrysene	1.74	0.40	mg/kg wet	2.000		87	40-140	9	30	
Dibenzo(a,h)Anthracene	1.57	0.20	mg/kg wet	2.000		78	40-140	10	30	
Fluoranthene	1.80	0.40	mg/kg wet	2.000		90	40-140	9	30	
Fluorene	1.65	0.40	mg/kg wet	2.000		83	40-140	8	30	
Indeno(1,2,3-cd)Pyrene	1.41	0.40	mg/kg wet	2.000		71	40-140	8	30	
Naphthalene	1.34	0.40	mg/kg wet	2.000		67	40-140	6	30	
Phenanthrene	1.75	0.40	mg/kg wet	2.000		88	40-140	8	30	
Pyrene	1.80	0.40	mg/kg wet	2.000		90	40-140	9	30	
Surrogate: 2-Bromonaphthalene	*2.01*		mg/kg wet	*2.000*		*100*	*40-140*			
Surrogate: 2-Fluorobiphenyl	*1.97*		mg/kg wet	*2.000*		*98*	*40-140*			
Surrogate: O-Terphenyl	*2.04*		mg/kg wet	*2.000*		*102*	*40-140*			
LCS Dup										
2-Methylnaphthalene Breakthrough	0.0		%				0-5		200	
Naphthalene Breakthrough	0.0		%				0-5		200	
Batch DK23046 - 3546										
Blank										
C19-C36 Aliphatics1	ND	15.0	mg/kg wet							
C9-C18 Aliphatics1	ND	15.0	mg/kg wet							
Surrogate: 1-Chlorooctadecane	*1.76*		mg/kg wet	*2.000*		*88*	*40-140*			
Blank										
2-Methylnaphthalene	ND	0.20	mg/kg wet							
Acenaphthene	ND	0.20	mg/kg wet							
Acenaphthylene	ND	0.20	mg/kg wet							
Anthracene	ND	0.40	mg/kg wet							
Benzo(a)anthracene	ND	0.40	mg/kg wet							
Benzo(a)pyrene	ND	0.40	mg/kg wet							
Benzo(b)fluoranthene	ND	0.20	mg/kg wet							
Benzo(g,h,i)perylene	ND	0.40	mg/kg wet							
Benzo(k)fluoranthene	ND	0.40	mg/kg wet							
C11-C22 Unadjusted Aromatics1	ND	15.0	mg/kg wet							
Chrysene	ND	0.40	mg/kg wet							
Dibenzo(a,h)Anthracene	ND	0.20	mg/kg wet							
Fluoranthene	ND	0.40	mg/kg wet							
Fluorene	ND	0.40	mg/kg wet							
Indeno(1,2,3-cd)Pyrene	ND	0.40	mg/kg wet							
Naphthalene	ND	0.40	mg/kg wet							
Phenanthrene	ND	0.40	mg/kg wet							
Pyrene	ND	0.40	mg/kg wet							
Surrogate: 2-Bromonaphthalene	*1.92*		mg/kg wet	*2.000*		*96*	*40-140*			

ESS Laboratory
Division of Thielsch Engineering, Inc.

BAL Laboratory
The Microbiology Division of Thielsch Engineering, Inc.

CERTIFICATE OF ANALYSIS

Client Name: Lightship Engineering, LLC
Client Project ID: Former CL and P Work Center

ESS Laboratory Work Order: 22K0883

Quality Control Data

Analyte	Result	MRL	Units	Spike Level	Source Result	%REC	%REC Limits	RPD	RPD Limit	Qualifier
MADEP-EPH Extractable Petroleum Hydrocarbons										
Batch DK23046 - 3546										
Surrogate: 2-Fluorobiphenyl	*1.76*		mg/kg wet	*2.000*		*88*	*40-140*			
Surrogate: O-Terphenyl	*1.97*		mg/kg wet	*2.000*		*98*	*40-140*			
LCS										
C19-C36 Aliphatics1	13.5	15.0	mg/kg wet	16.00		84	40-140			
C9-C18 Aliphatics1	7.9	15.0	mg/kg wet	12.00		66	40-140			
Surrogate: 1-Chlorooctadecane	*1.69*		mg/kg wet	*2.000*		*85*	*40-140*			
LCS										
2-Methylnaphthalene	1.20	0.20	mg/kg wet	2.000		60	40-140			
Acenaphthene	1.35	0.20	mg/kg wet	2.000		67	40-140			
Acenaphthylene	1.21	0.20	mg/kg wet	2.000		61	40-140			
Anthracene	1.51	0.40	mg/kg wet	2.000		75	40-140			
Benzo(a)anthracene	1.80	0.40	mg/kg wet	2.000		90	40-140			
Benzo(a)pyrene	1.62	0.40	mg/kg wet	2.000		81	40-140			
Benzo(b)fluoranthene	1.88	0.20	mg/kg wet	2.000		94	40-140			
Benzo(g,h,i)perylene	1.74	0.40	mg/kg wet	2.000		87	40-140			
Benzo(k)fluoranthene	1.76	0.40	mg/kg wet	2.000		88	40-140			
C11-C22 Unadjusted Aromatics1	25.3	15.0	mg/kg wet	34.00		74	40-140			
Chrysene	1.53	0.40	mg/kg wet	2.000		77	40-140			
Dibenzo(a,h)Anthracene	1.90	0.20	mg/kg wet	2.000		95	40-140			
Fluoranthene	1.60	0.40	mg/kg wet	2.000		80	40-140			
Fluorene	1.39	0.40	mg/kg wet	2.000		70	40-140			
Indeno(1,2,3-cd)Pyrene	1.86	0.40	mg/kg wet	2.000		93	40-140			
Naphthalene	1.10	0.40	mg/kg wet	2.000		55	40-140			
Phenanthrene	1.50	0.40	mg/kg wet	2.000		75	40-140			
Pyrene	1.51	0.40	mg/kg wet	2.000		76	40-140			
Surrogate: 2-Bromonaphthalene	*1.93*		mg/kg wet	*2.000*		*97*	*40-140*			
Surrogate: 2-Fluorobiphenyl	*1.73*		mg/kg wet	*2.000*		*86*	*40-140*			
Surrogate: O-Terphenyl	*1.99*		mg/kg wet	*2.000*		*99*	*40-140*			
LCS										
2-Methylnaphthalene Breakthrough	0.0		%				0-5			
Naphthalene Breakthrough	0.0		%				0-5			
LCS Dup										
C19-C36 Aliphatics1	11.9	15.0	mg/kg wet	16.00		74	40-140	13	25	
C9-C18 Aliphatics1	6.4	15.0	mg/kg wet	12.00		54	40-140	20	25	
Surrogate: 1-Chlorooctadecane	*1.49*		mg/kg wet	*2.000*		*75*	*40-140*			
LCS Dup										
2-Methylnaphthalene	1.23	0.20	mg/kg wet	2.000		62	40-140	3	30	
Acenaphthene	1.36	0.20	mg/kg wet	2.000		68	40-140	0.7	30	
Acenaphthylene	1.24	0.20	mg/kg wet	2.000		62	40-140	3	30	
Anthracene	1.55	0.40	mg/kg wet	2.000		77	40-140	3	30	
Benzo(a)anthracene	1.78	0.40	mg/kg wet	2.000		89	40-140	1	30	
Benzo(a)pyrene	1.65	0.40	mg/kg wet	2.000		82	40-140	1	30	

ESS Laboratory
Division of Thielsch Engineering, Inc.

BAL Laboratory
The Microbiology Division of Thielsch Engineering, Inc.

CERTIFICATE OF ANALYSIS

Client Name: Lightship Engineering, LLC
Client Project ID: Former CL and P Work Center

ESS Laboratory Work Order: 22K0883

Quality Control Data

Analyte	Result	MRL	Units	Spike Level	Source Result	%REC	%REC Limits	RPD	RPD Limit	Qualifier
MADEP-EPH Extractable Petroleum Hydrocarbons										
Batch DK23046 - 3546										
Benzo(b)fluoranthene	1.81	0.20	mg/kg wet	2.000		91	40-140	3	30	
Benzo(g,h,i)perylene	1.71	0.40	mg/kg wet	2.000		86	40-140	2	30	
Benzo(k)fluoranthene	1.77	0.40	mg/kg wet	2.000		88	40-140	0.5	30	
C11-C22 Unadjusted Aromatics1	25.2	15.0	mg/kg wet	34.00		74	40-140	0.6	25	
Chrysene	1.57	0.40	mg/kg wet	2.000		79	40-140	3	30	
Dibenzo(a,h)Anthracene	1.90	0.20	mg/kg wet	2.000		95	40-140	0.1	30	
Fluoranthene	1.67	0.40	mg/kg wet	2.000		84	40-140	4	30	
Fluorene	1.42	0.40	mg/kg wet	2.000		71	40-140	2	30	
Indeno(1,2,3-cd)Pyrene	1.84	0.40	mg/kg wet	2.000		92	40-140	0.9	30	
Naphthalene	1.15	0.40	mg/kg wet	2.000		57	40-140	4	30	
Phenanthrene	1.49	0.40	mg/kg wet	2.000		75	40-140	0.3	30	
Pyrene	1.58	0.40	mg/kg wet	2.000		79	40-140	5	30	
Surrogate: 2-Bromonaphthalene	*1.91*		mg/kg wet	*2.000*		*96*	*40-140*			
Surrogate: 2-Fluorobiphenyl	*1.70*		mg/kg wet	*2.000*		*85*	*40-140*			
Surrogate: O-Terphenyl	*1.93*		mg/kg wet	*2.000*		*96*	*40-140*			
LCS Dup										
2-Methylnaphthalene Breakthrough	0.0		%				0-5		200	
Naphthalene Breakthrough	0.0		%				0-5		200	

ESS Laboratory
Division of Thielsch Engineering, Inc.

BAL Laboratory
The Microbiology Division of Thielsch Engineering, Inc.

CERTIFICATE OF ANALYSIS

Client Name: Lightship Engineering, LLC
Client Project ID: Former CL and P Work Center ESS Laboratory Work Order: 22K0883

Notes and Definitions

Z18	Temperature is not within 23 +/-2 ºC.
U	Analyte included in the analysis, but not detected
D	Diluted.
CD+	Continuing Calibration %Diff/Drift is above control limit (CD+).
CD-	Continuing Calibration %Diff/Drift is below control limit (CD-).
ND	Analyte NOT DETECTED at or above the MRL (LOQ), LOD for DoD Reports, MDL for J-Flagged Analytes
dry	Sample results reported on a dry weight basis
RPD	Relative Percent Difference
MDL	Method Detection Limit
MRL	Method Reporting Limit
LOD	Limit of Detection
LOQ	Limit of Quantitation
DL	Detection Limit
I/V	Initial Volume
F/V	Final Volume
§	Subcontracted analysis; see attached report
1	Range result excludes concentrations of surrogates and/or internal standards eluting in that range.
2	Range result excludes concentrations of target analytes eluting in that range.
3	Range result excludes the concentration of the C9-C10 aromatic range.
Avg	Results reported as a mathematical average.
NR	No Recovery
[CALC]	Calculated Analyte
SUB	Subcontracted analysis; see attached report
RL	Reporting Limit
EDL	Estimated Detection Limit
MF	Membrane Filtration
MPN	Most Probable Number
TNTC	Too numerous to Count
CFU	Colony Forming Units

ESS Laboratory
Division of Thielsch Engineering, Inc.

BAL Laboratory
The Microbiology Division of Thielsch Engineering, Inc.

CERTIFICATE OF ANALYSIS

Client Name: Lightship Engineering, LLC
Client Project ID: Former CL and P Work Center

ESS Laboratory Work Order: 22K0883

ESS LABORATORY CERTIFICATIONS AND ACCREDITATIONS

ENVIRONMENTAL

Rhode Island Potable and Non Potable Water: LAI00179
http://www.health.ri.gov/find/labs/analytical/ESS.pdf

Connecticut Potable and Non Potable Water, Solid and Hazardous Waste: PH-0750
http://www.ct.gov/dph/lib/dph/environmental_health/environmental_laboratories/pdf/OutofStateCommercialLaboratories.pdf

Maine Potable and Non Potable Water, and Solid and Hazardous Waste: RI00002
http://www.maine.gov/dhhs/mecdc/environmental-health/dwp/partners/labCert.shtml

Massachusetts Potable and Non Potable Water: M-RI002
http://public.dep.state.ma.us/Labcert/Labcert.aspx

New Hampshire (NELAP accredited) Potable and Non Potable Water, Solid and Hazardous Waste: 2424
http://des.nh.gov/organization/divisions/water/dwgb/nhelap/index.htm

New York (NELAP accredited) Non Potable Water, Solid and Hazardous Waste: 11313
http://www.wadsworth.org/labcert/elap/comm.html

New Jersey (NELAP accredited) Non Potable Water, Solid and Hazardous Waste: RI006
http://datamine2.state.nj.us/DEP_OPRA/OpraMain/pi_main?mode=pi_by_site&sort_order=PI_NAMEA&Select+a+Site:=58715

Pennsylvania: 68-01752
http://www.dep.pa.gov/Business/OtherPrograms/Labs/Pages/Laboratory-Accreditation-Program.aspx

ESS Laboratory Sample and Cooler Receipt Checklist

Client: Lightship Engineering, LLC - AAK
Shipped/Delivered Via: ESS Courier

ESS Project ID: 22K0883
Date Received: 11/23/2022
Project Due Date: 12/2/2022
Days for Project: 5 Day

1. Air bill manifest present? No
   Air No.: NA
2. Were custody seals present? No
3. Is radiation count <100 CPM? Yes
4. Is a Cooler Present? Yes
   Temp: 0.9 Iced with: Ice
5. Was COC signed and dated by client? Yes
6. Does COC match bottles? Yes
7. Is COC complete and correct? Yes
8. Were samples received intact? Yes
9. **Were labs informed about short holds & rushes?** Yes / No / NA
10. Were any analyses received outside of hold time? Yes / (No)

11. Any Subcontracting needed? Yes / (No)
    ESS Sample IDs:
    Analysis:
    TAT:
12. Were VOAs received? Yes / (No)
    a. Air bubbles in aqueous VOAs? Yes / No
    b. Does methanol cover soil completely? Yes / No / NA

13. Are the samples properly preserved? (Yes) / No
    a. If metals preserved upon receipt: Date: Time: By/Acid Lot#:
    b. Low Level VOA vials frozen: Date: Time: By:

Sample Receiving Notes:
Received 4 4oz jars "SB12 8/10", "SB12 10/12", "SB13 10/12", and "SB13 14/16" not on the COC.

14. Was there a need to contact Project Manager? (Yes) / No — TD 11/23/22
    a. Was there a need to contact the client? Yes / (No)
    Who was contacted? Date: Time: By:

Resolution:

Sample Number	Container ID	Proper Container	Air Bubbles Present	Sufficient Volume	Container Type	Preservative	Record pH (Cyanide and 608 Pesticides)
1	369840	Yes	N/A	Yes	4 oz. Jar	NP	
2	369841	Yes	N/A	Yes	4 oz. Jar	NP	
3	369842	Yes	N/A	Yes	4 oz. Jar	NP	
4	369843	Yes	N/A	Yes	4 oz. Jar	NP	
5	369844	Yes	N/A	Yes	4 oz. Jar	NP	
6	369845	Yes	N/A	Yes	4 oz. Jar	NP	
7	369846	Yes	N/A	Yes	4 oz. Jar	NP	
8	369847	Yes	N/A	Yes	4 oz. Jar	NP	
9	369848	Yes	N/A	Yes	4 oz. Jar	NP	
10	369849	Yes	N/A	Yes	4 oz. Jar	NP	
11	369850	Yes	N/A	Yes	4 oz. Jar	NP	
12	369851	Yes	N/A	Yes	4 oz. Jar	NP	
13	369852	Yes	N/A	Yes	4 oz. Jar	NP	

2nd Review
Were all containers scanned into storage/lab? Initials TD
Are barcode labels on correct containers? (Yes) / No

ESS Laboratory Sample and Cooler Receipt Checklist

Client: Lightship Engineering, LLC - AAK

ESS Project ID: 22K0883
Date Received: 11/23/2022

Are all Flashpoint stickers attached/container ID # circled?	Yes / No / NA
Are all Hex Chrome stickers attached?	Yes / No / NA
Are all QC stickers attached?	Yes / No / NA
Are VOA stickers attached if bubbles noted?	Yes / No / NA

Completed By: Taylor Davis Date & Time: 11/23/22 1100

Reviewed By: Date & Time: 11/23/22 1715

ESS Laboratory Sample and Cooler Receipt Checklist

Client: Lightship Engineering, LLC - AAK

Shipped/Delivered Via: ESS Courier

ESS Project ID: 22K0883
Date Received: 11/23/2022
Project Due Date: 12/2/2022
Days for Project: 5 Day

1. Air bill manifest present? No
   Air No.: NA
2. Were custody seals present? No
3. Is radiation count <100 CPM? Yes
4. Is a Cooler Present? Yes
   Temp: 0.9 Iced with: Ice
5. Was COC signed and dated by client? Yes
6. Does COC match bottles? Yes
7. Is COC complete and correct? Yes
8. Were samples received intact? Yes
9. **Were labs informed about short holds & rushes?** Yes / No / (NA)
10. Were any analyses received outside of hold time? Yes / (No)

11. Any Subcontracting needed? Yes / (No)
    ESS Sample IDs:
    Analysis:
    TAT:
12. Were VOAs received? Yes / (No)
    a. Air bubbles in aqueous VOAs? Yes / No
    b. Does methanol cover soil completely? Yes / No / NA

13. Are the samples properly preserved? (Yes) / No
    a. If metals preserved upon receipt: Date: Time: By/Acid Lot#:
    b. Low Level VOA vials frozen: Date: Time: By:

Sample Receiving Notes:

Added samples 14 & 15

14. Was there a need to contact Project Manager? Yes / (No)
    a. Was there a need to contact the client? Yes / No
    Who was contacted? Date: Time: By:

Resolution:

Sample Number	Container ID	Proper Container	Air Bubbles Present	Sufficient Volume	Container Type	Preservative	Record pH (Cyanide and 608 Pesticides)
1	369840	Yes	N/A	Yes	4 oz. Jar	NP	
2	369841	Yes	N/A	Yes	4 oz. Jar	NP	
3	369842	Yes	N/A	Yes	4 oz. Jar	NP	
4	369843	Yes	N/A	Yes	4 oz. Jar	NP	
5	369844	Yes	N/A	Yes	4 oz. Jar	NP	
6	369845	Yes	N/A	Yes	4 oz. Jar	NP	
7	369846	Yes	N/A	Yes	4 oz. Jar	NP	
8	369847	Yes	N/A	Yes	4 oz. Jar	NP	
9	369848	Yes	N/A	Yes	4 oz. Jar	NP	
10	369849	Yes	N/A	Yes	4 oz. Jar	NP	
11	369850	Yes	N/A	Yes	4 oz. Jar	NP	
12	369851	Yes	N/A	Yes	4 oz. Jar	NP	
13	369852	Yes	N/A	Yes	4 oz. Jar	NP	
14	370245	Yes	N/A	Yes	4 oz. Jar	NP	
15	370246	Yes	N/A	Yes	4 oz. Jar	NP	

2nd Review

ESS Laboratory Sample and Cooler Receipt Checklist

Client: Lightship Engineering, LLC - AAK

ESS Project ID: 22K0883
Date Received: 11/23/2022

	Initials	
Were all containers scanned into storage/lab?	MM	Yes / No
Are barcode labels on correct containers?		Yes / No / NA
Are all Flashpoint stickers attached/container ID # circled?		Yes / No / NA
Are all Hex Chrome stickers attached?		Yes / No / NA
Are all QC stickers attached?		Yes / No / NA
Are VOA stickers attached if bubbles noted?		Yes / No / NA

Completed By: _____ Date & Time: 11/28/22 1507

Reviewed By: _____ Date & Time: 11/28/22 1512

ESS LABORATORY
185 Frances Avenue
Cranston, RI 02921
Phone: 401-461-7181
Fax: 401-461-4486
www.esslaboratory.com

CHAIN OF CUSTODY

ESS Lab # 22K0883 | Page 1 of 5

Turn Time: ☐ > 5 ☐ 5 ☐ 4 ☐ 3 ☐ 2 ☐ 1 ☐ Same Day

Regulatory State: Connecticut Criteria: ~~Limit Checker~~

Is this project for any of the following?: ☑ CT RCP ☐ MA MCP ☐ RGP ☐ Permit ☐ 401 WQ

ELECTRONIC DELIVERABLES (Final Reports are PDF)
☑ Limit Checker ☐ State Forms ☐ EQuIS
☑ Excel ☐ Hard Copy ☐ Enviro Data
☐ CLP-Like Package ☐ Other (Specify) →

CLIENT INFORMATION

Client: Lightship Engineering
Address: 39 Industrial Park Rd
Plymouth, MA 02360
Phone: 508-830-3344
Email Distribution List: kparadise@lightshipengineering.com
blasky@lightshipengineering.com
mduclos@lightshipengineering.com

PROJECT INFORMATION

Project Name: Former CL&P Work Center
Project Location: Enfield, CT
Project Number: 500.101.2
Project Manager: Kevin Paradise
Bill to: Eversource c/o Jonathan Reich
PO#: EVERSOURCE PO
Quote#:

Client acknowledges that sampling is compliant with all EPA / State regulatory programs

REQUESTED ANALYSES

ESS Lab ID	Collection Date	Collection Time	Sample Type	Sample Matrix	Sample ID	EPH	PAHs	SPLP PAHs	Total Number of Bottles
1	11/22/22	0942	Grab	Soil	B7/B104-5			X	1
2	11/22/22	0944	Grab	Soil	B7/B104-10			X	1
3	11/22/22	0900	Grab	Soil	S6-5			X	1
4	11/22/22	1026	Grab	Soil	TP104-6/8			X	1
5	11/22/22	1009	Grab	Soil	B101-9.5			X	1
6	11/22/22	0957	Grab	Soil	B107-9.5			X	1
7	11/22/22	0946	Grab	Soil	B104-14/16	X	X	X	1
8	11/22/22	1015	Grab	Soil	B101-14/16	X	X	X	1
9	11/22/22	1001	Grab	Soil	B107-14/16	X	X	X	1
10	11/22/22	0855	Grab	Soil	B110-14/16	X	X	X	1
Container Type:	AC-Air Cassette AG-Amber Glass B-BOD Bottle C-Cubitainer J-Jar O-Other P-Poly S-Sterile V-Vial					AG	AG	AG	10
Container Volume:	1-100 mL 2-2.5 gal 3-250 mL 4-300 mL 5-500 mL 6-1L 7-VOA 8-2 oz 9-4 oz 10-8 oz 11-Other*					9	9	9	
Preservation Code:	1-Non Preserved 2-HCl 3-H2SO4 4-HNO3 5-NaOH 6-Methanol 7-Na2S2O3 8-ZnAce, NaOH 9-NH4Cl 10-DI H2O 11-Other*					1	1	1	

Sampled by : Ben Lasky

Chain needs to be filled out neatly and completely for on time delivery.

Laboratory Use Only
Cooler Temperature (°C): 0.9 1a

Comments: * Please specify "Other" preservative and containers types in this space

*Hold SPLP PAH on samples -07 through -10 per client

All samples submitted are subject to ESS Laboratory's payment terms and conditions.

Dissolved Filtration
☐ Lab Filter

Relinquished by (Signature)	Date	Time	Received by (Signature)	Relinquished by (Signature)	Date	Time	Received by (Signature)
Ben Lasky	11-23-22	1128			11/25/22	15:25	Clayton Davis
Relinquished by (Signature)	Date	Time	Received by (Signature)	Relinquished by (Signature)	Date	Time	Received by (Signature)

ESS LABORATORY
185 Frances Avenue
Cranston, RI 02921
Phone: 401-461-7181
Fax: 401-461-4486
www.esslaboratory.com

CHAIN OF CUSTODY

ESS Lab # 22X0883 | Page 2 of 25

Turn Time: ☐ >5 ☐ 5 ☐ 4 ☐ 3 ☐ 2 ☐ 1 ☐ Same Day
Regulatory State: Connecticut Criteria: ~~Lim. Checker~~
Is this project for any of the following?: ☑ CT RCP ☐ MA MCP ☐ RGP ☐ Permit ☐ 401 WQ

ELECTRONIC DELIVERABLES (Final Reports are PDF)
☑ Limit Checker ☐ State Forms ☐ EQuIS
☑ Excel ☐ Hard Copy ☐ Enviro Data
☐ CLP-Like Package ☐ Other (Specify) →

CLIENT INFORMATION

Client: Lightship Engineering
Address: 39 Industrial Park Rd
Plymouth, MA 02360
Phone:
Email Distribution List: paradise@lightshipengineering.co
blasky@lightshipengineering.com
mduclos@lightshipengineering.com

PROJECT INFORMATION

Project Name: Former CL&P Work Center
Project Location: Enfield, CT
Project Number: 500.101.2
Project Manager: Kevin Paradise
Bill to: Eversource c/o Jonathan Reich
PO#: EVERSOURCE PO
Quote#:

Client acknowledges that sampling is compliant with all EPA / State regulatory programs

REQUESTED ANALYSES

ESS Lab ID	Collection Date	Collection Time	Sample Type	Sample Matrix	Sample ID	EPH	PAHs	SPLP PAHs	HOLD - VI	Total Number of Bottles
11	11/22/22	1032	Grab	Soil	TP104-14/16	X	X	X		1
14	11/22/22	14:55	Grab	Soil	LE-SB12-8/10					
v	v	v		Soil						
				Soil						
	11/22/22	14:57	Grab	Soil	LE-SB12-10/12					
	v			Soil						
				Soil						
				Soil						
				Soil						
				Soil						

Container Type:	AC-Air Cassette AG-Amber Glass B-BOD Bottle C-Cubitainer J-Jar O-Other P-Poly S-Sterile V-Vial	AG	AG	AG
Container Volume:	1-100 mL 2-2.5 gal 3-250 mL 4-300 mL 5-500 mL 6-1L 7-VOA 8-2 oz 9-4 oz 10-8 oz 11-Other*	9	9	9
Preservation Code:	1-Non Preserved 2-HCl 3-H2SO4 4-HNO3 5-NaOH 6-Methanol 7-Na2S2O3 8-ZnAce, NaOH 9-NH4Cl 10-DI H2O 11-Other*	1	1	1

Sampled by : Ben Lasky

Chain needs to be filled out neatly and completely for on time delivery.

Laboratory Use Only
Cooler Temperature (°C): 0.9
Ice

Comments: * Please specify "Other" preservative and containers types in this space
*Hold SPLP PAH per client request -

All samples submitted are subject to ESS Laboratory's payment terms and conditions.

Dissolved Filtration
☐ Lab Filter

Relinquished by (Signature)	Date	Time	Received by (Signature)	Relinquished by (Signature)	Date	Time	Received by (Signature)
Ben Lasky	11-23-22	1128			11/23/22	15:25	Hayden Davis
Relinquished by (Signature)	Date	Time	Received by (Signature)	Relinquished by (Signature)	Date	Time	Received by (Signature)

ESS LABORATORY
185 Frances Avenue
Cranston, RI 02921
Phone: 401-461-7181
Fax: 401-461-4486
www.esslaboratory.com

CHAIN OF CUSTODY

ESS Lab # 22150883 Page 5 of 5

Turn Time ☐ > 5 ☐ 5 ☐ 4 ☐ 3 ☐ 2 ☐ 1 ☐ Same Day

Regulatory State: Connecticut **Criteria:** ~~Limit Checker~~

Is this project for any of the following?:

☑ CT RCP ☐ MA MCP ☐ RGP ☐ Permit ☐ 401 WQ

ELECTRONIC DELIVERABLES (Final Reports are PDF)

☑ Limit Checker ☐ State Forms ☐ EQuIS
☑ Excel ☐ Hard Copy ☐ Enviro Data
☐ CLP-Like Package ☐ Other (Specify) →

CLIENT INFORMATION

Client: Lightship Engineering
Address: 39 Industrial Park Rd
Plymouth, MA 02360
Phone: 508-830-3344
Email Distribution List: kparadise@lightshipengineering.com
blasky@lightshipengineering.com
mduclos@lightshipengineering.com

PROJECT INFORMATION

Project Name: Former CL&P Work Center
Project Location: Enfield, CT
Project Number: 500.101.2
Project Manager: Kevin Paradise
Bill to: Eversource c/o Jonathan Reich
PO#: EVERSOURCE PO
Quote#:

Client acknowledges that sampling is compliant with all EPA / State regulatory programs

REQUESTED ANALYSES

ESS Lab ID	Collection Date	Collection Time	Sample Type	Sample Matrix	Sample ID	EPH	PAHs	SPLP PAHs	~~Hold - TA~~	Total Number of Bottles
12	11/22/22	1434	Grab	Soil	LE-SB 11-12/14	X	X	X		1
13	11/22/22	1440	Grab	Soil	LE-SB 11-18/20	X	X	X	X	1
	11/22/22		Grab	Soil	LE-SB	X	X	X		1
	11/22/22		Grab	Soil	LE-SB	X	X	X		1
	11/22/22		Grab	Soil	LE-SB	X	X	X		1
	11/22/22		Grab	Soil	LE-SB	X	X	X		1
	11/22/22		Grab	Soil	LE-SB	X	X	X		1
	11/22/22		Grab	Soil	LE-SB	X	X	X		1
	11/22/22		Grab	Soil	LE-SB	X	X	X		1
	11/22/22		Grab	Soil	LE-SB	X	X	X		1
Container Type:	AC-Air Cassette AG-Amber Glass B-BOD Bottle C-Cubitainer J-Jar O-Other P-Poly S-Sterile V-Vial					AG	AG	AG		~~10~~ 2
Container Volume:	1-100 mL 2-2.5 gal 3-250 mL 4-300 mL 5-500 mL 6-1L 7-VOA 8-2 oz 9-4 oz 10-8 oz 11-Other*					9	9	9		
Preservation Code:	1-Non Preserved 2-HCl 3-H2SO4 4-HNO3 5-NaOH 6-Methanol 7-Na2S2O3 8-ZnAce, NaOH 9-NH4Cl 10-DI H2O 11-Other*					1	1	1		

Sampled by : Ben Lasky

Chain needs to be filled out neatly and completely for on time delivery.

Laboratory Use Only

Cooler Temperature (°C): 0.9
1 ice

Comments: * Please specify "Other" preservative and containers types in this space

Please Hold SPLP PAHs

All samples submitted are subject to ESS Laboratory's payment terms and conditions.

Dissolved Filtration

☐ Lab Filter

Relinquished by (Signature)	Date	Time	Received by (Signature)	Relinquished by (Signature)	Date	Time	Received by (Signature)
Ben Lasky	11-23-22	1128			11/23/22	15:25	Taylor Davis
Relinquished by (Signature)	**Date**	**Time**	**Received by (Signature)**	**Relinquished by (Signature)**	**Date**	**Time**	**Received by (Signature)**

ESS Laboratory
Division of Thielsch Engineering, Inc.

BAL Laboratory
The Microbiology Division of Thielsch Engineering, Inc.

CERTIFICATE OF ANALYSIS

Kevin Paradise
Lightship Engineering, LLC
39 Industrial Park Road, Unit C
Plymouth, MA 02360-4868

RE: Former CL and P Work Center (500.101.2)
ESS Laboratory Work Order Number: 22K0884

This signed Certificate of Analysis is our approved release of your analytical results. These results are only representative of sample aliquots received at the laboratory. ESS Laboratory expects its clients to follow all regulatory sampling guidelines. Beginning with this page, the entire report has been paginated. This report should not be copied except in full without the approval of the laboratory. Samples will be disposed of thirty days after the final report has been delivered. If you have any questions or concerns, please feel free to call our Customer Service Department.

Laurel Stoddard
Laboratory Director

REVIEWED
By ESS Laboratory at 4:36 pm, Dec 15, 2022

Analytical Summary
The project as described above has been analyzed in accordance with the ESS Quality Assurance Plan. This plan utilizes the following methodologies: US EPA SW-846, US EPA Methods for Chemical Analysis of Water and Wastes per 40 CFR Part 136, APHA Standard Methods for the Examination of Water and Wastewater, American Society for Testing and Materials (ASTM), and other recognized methodologies. The analyses with these noted observations are in conformance to the Quality Assurance Plan. In chromatographic analysis, manual integration is frequently used instead of automated integration because it produces more accurate results.

The test results present in this report are in compliance with TNI and relative state standards, and/or client Quality Assurance Project Plans (QAPP). The laboratory has reviewed the following: Sample Preservations, Hold Times, Initial Calibrations, Continuing Calibrations, Method Blanks, Blank Spikes, Blank Spike Duplicates, Duplicates, Matrix Spikes, Matrix Spike Duplicates, Surrogates and Internal Standards. Any results which were found to be outside of the recommended ranges stated in our SOPs will be noted in the Project Narrative.

ESS Laboratory
Division of Thielsch Engineering, Inc.

BAL Laboratory
The Microbiology Division of Thielsch Engineering, Inc.

CERTIFICATE OF ANALYSIS

Client Name: Lightship Engineering, LLC
Client Project ID: Former CL and P Work Center

ESS Laboratory Work Order: 22K0884

SAMPLE RECEIPT

The following samples were received on November 23, 2022 for the analyses specified on the enclosed Chain of Custody Record.

To achieve Reasonable Confidence Protocols (RCP) compliance for Connecticut data, ESS Laboratory has reviewed all QA/QC Requirements and Performance Standards listed in each method. Holding times and preservation have also been reviewed. All RCP requirements have been performed and achieved unless noted in the project narrative.

Question 5: **Each method has been set-up in the laboratory to reach required RCP standards. The methods for aqueous VOA and Soil Methanol VOA have known limitations for certain analytes (ie for GWPC samples, 1,2-Dibromoethane regulatory levels will not be met by VOA 8260. If this is a contaminant of concern Method 8011 will need to be used.). The regulatory standards may not be achieved due to these limitations. In addition, for all methods, matrix interferences, dilutions, and %Solids may elevate method reporting limits above regulatory standards. ESS Laboratory can provide, upon request, a Data Checker (regulatory standard comparison spreadsheet) electronic deliverable which will highlight these exceedances.**

Lab Number	Sample Name	Matrix	Analysis
22K0884-01	LE-SB1-6-8	Soil	1312, 1312/EPH8270SIM, EPH8270, MADEP-EPH
22K0884-02	LE-SB1-14-16	Soil	1312, EPH8270, MADEP-EPH
22K0884-03	LE-SB2-8-10	Soil	1312, 1312/EPH8270SIM, EPH8270, MADEP-EPH
22K0884-04	LE-SB2-14-16	Soil	1312, 1312/EPH8270SIM, EPH8270, MADEP-EPH
22K0884-05	LE-SB3-12-14	Soil	EPH8270, MADEP-EPH
22K0884-07	LE-SB4-4-6	Soil	1312, 1312/EPH8270SIM, EPH8270, MADEP-EPH
22K0884-08	LE-SB4-14-16	Soil	1312, EPH8270, MADEP-EPH
22K0884-09	LE-SB5-8-10	Soil	EPH8270, MADEP-EPH
22K0884-11	LE-SB6-8-10	Soil	EPH8270, MADEP-EPH
22K0884-13	LE-SB7-8-10	Soil	EPH8270, MADEP-EPH
22K0884-15	LE-SB8-16-18	Soil	EPH8270, MADEP-EPH
22K0884-17	LE-SB9-10-12	Soil	EPH8270, MADEP-EPH
22K0884-19	LE-SB10-8-10	Soil	EPH8270, MADEP-EPH

ESS Laboratory
Division of Thielsch Engineering, Inc.

BAL Laboratory
The Microbiology Division of Thielsch Engineering, Inc.

CERTIFICATE OF ANALYSIS

Client Name: Lightship Engineering, LLC
Client Project ID: Former CL and P Work Center ESS Laboratory Work Order: 22K0884

PROJECT NARRATIVE

1312/8270D Semi Volatile SPLP Compounds

22K0884-01	**Present in Method Blank (B).**
	Phenanthrene

MADEP-EPH Extractable Petroleum Hydrocarbons

22K0884-01	**Elevated Method Reporting Limits due to sample matrix (EL).**
22K0884-03	**Elevated Method Reporting Limits due to sample matrix (EL).**
22K0884-04	**Elevated Method Reporting Limits due to sample matrix (EL).**
22K0884-07	**Elevated Method Reporting Limits due to sample matrix (EL).**
D2L0049-CCV4	**Continuing Calibration %Diff/Drift is above control limit (CD+).**
	Dibenzo(a,h)Anthracene (25% @ 20%), Indeno(1,2,3-cd)Pyrene (27% @ 20%)

SPLP Extraction by 1312

22K0884-08	**Reduced weight used for TCLP/SPLP Extraction.**

No other observations noted.

End of Project Narrative.

DATA USABILITY LINKS

To ensure you are viewing the most current version of the documents below, please clear your internet cookies for www.ESSLaboratory.com. Consult your IT Support personnel for information on how to clear your internet cookies.

Definitions of Quality Control Parameters

Semivolatile Organics Internal Standard Information

Semivolatile Organics Surrogate Information

Volatile Organics Internal Standard Information

Volatile Organics Surrogate Information

EPH and VPH Alkane Lists

ESS Laboratory
Division of Thielsch Engineering, Inc.

BAL Laboratory
The Microbiology Division of Thielsch Engineering, Inc.

CERTIFICATE OF ANALYSIS

Client Name: Lightship Engineering, LLC
Client Project ID: Former CL and P Work Center

ESS Laboratory Work Order: 22K0884

CURRENT SW-846 METHODOLOGY VERSIONS

Analytical Methods

1010A - Flashpoint
6010C - ICP
6020A - ICP MS
7010 - Graphite Furnace
7196A - Hexavalent Chromium
7470A - Aqueous Mercury
7471B - Solid Mercury
8011 - EDB/DBCP/TCP
8015C - GRO/DRO
8081B - Pesticides
8082A - PCB
8100M - TPH
8151A - Herbicides
8260B - VOA
8270D - SVOA
8270D SIM - SVOA Low Level
9014 - Cyanide
9038 - Sulfate
9040C - Aqueous pH
9045D - Solid pH (Corrosivity)
9050A - Specific Conductance
9056A - Anions (IC)
9060A - TOC
9095B - Paint Filter
MADEP 04-1.1 - EPH
MADEP 18-2.1 - VPH

Prep Methods

3005A - Aqueous ICP Digestion
3020A - Aqueous Graphite Furnace / ICP MS Digestion
3050B - Solid ICP / Graphite Furnace / ICP MS Digestion
3060A - Solid Hexavalent Chromium Digestion
3510C - Separatory Funnel Extraction
3520C - Liquid / Liquid Extraction
3540C - Manual Soxhlet Extraction
3541 - Automated Soxhlet Extraction
3546 - Microwave Extraction
3580A - Waste Dilution
5030B - Aqueous Purge and Trap
5030C - Aqueous Purge and Trap
5035A - Solid Purge and Trap

SW846 Reactivity Methods 7.3.3.2 (Reactive Cyanide) and 7.3.4.1 (Reactive Sulfide) have been withdrawn by EPA. These methods are reported per client request and are not NELAP accredited.

ESS Laboratory
Division of Thielsch Engineering, Inc.

BAL Laboratory
The Microbiology Division of Thielsch Engineering, Inc.

CERTIFICATE OF ANALYSIS

Client Name: Lightship Engineering, LLC
Client Project ID: Former CL and P Work Center
ESS Laboratory Work Order: 22K0884

Laboratory Analysis
QA/QC Certification Form

Project Number: **500.101.2**
Sampling Date(s): **11/22/2022**
Laboratory Sample ID(s): **22K0884-01 through 22K0884-19**

List RCP Methods Used	( ) 8260B	( ) 8151A	( ) ETPH	( ) 6010B	( ) 7470A/1A
Other: _____	( ) 8270C	( ) 8081A	( ) VPH	( ) 6020	( ) 9014M
_____	( ) 8082	( ) 8021B	(X) EPH	( ) 7000 S	( ) 7196A

1	For each analytical method referenced in this laboratory report package, were all specified QA/QC performance criteria followed, including the requirement to explain any criteria failing outside of acceptable guidelines, as specified in the CTDEP method-specific Reasonable Confidence Protocol documents?	Yes (X) No ( )
1A	Were the method specified preservation and holding time requirements met?	Yes (X) No ( )
1B	***VPH and EPH Methods only:*** Was the VPH or EPH method conducted without significant modifications (see Section 11.3 of respective RCP methods)?	Yes (X) No ( ) N/A ( )
2	Were all samples received by the laboratory in a condition consistent with that described on the associated chain-of-custody document(s)?	Yes (X) No ( )
3	Were samples received at an appropriate temperature (<6º Cº)?	Yes (X) No ( ) N/A ( )
4	Were all QA/QC performance criteria specified in the CTDEP Reasonable Confidence Protocol documents achieved?	Yes ( ) No (X)
5	a) Were reporting limits specified or referenced on the chain-of-custody? b) Were these reporting limits met?	Yes (X) No ( ) Yes ( ) No (X)
6	For each analytical method referenced in this laboratory report package, were results reported for all constituents identified in the method-specific analyte lists presented in the Reasonable Confidence Protocol documents?	Yes ( ) No (X)
7	Are project-specific matrix spikes and laboratory duplicates included in this data set?	Yes ( ) No (X)

Notes: For all questions to which the response was "No" (with the exception of question #7), additional information must be provided in an attached narrative. If the answer to question #1, #1A or #1B is "No", the data package does not meet the requirements for "Reasonable Confidence." This form may not be altered and all questions must be answered.

I, the undersigned, attest under the pains and penalties of perjury that, to the best of my knowledge and belief and based upon my personal inquiry of those responsible for providing the information contained in this analytical report, such information is accurate and complete.

Authorized Signature: Laurel Stoddard Position: Laboratory Director

Printed Name: Laurel Stoddard Date: December 15, 2022

Name of Laboratory: ESS Laboratory

ESS Laboratory
Division of Thielsch Engineering, Inc.

BAL Laboratory
The Microbiology Division of Thielsch Engineering, Inc.

CERTIFICATE OF ANALYSIS

Client Name: Lightship Engineering, LLC
Client Project ID: Former CL and P Work Center
Client Sample ID: LE-SB1-6-8
Date Sampled: 11/22/22 10:55
Percent Solids: 92
Initial Volume: 1000ml
Final Volume: 0.25ml
Extraction Method: 3510C

ESS Laboratory Work Order: 22K0884
ESS Laboratory Sample ID: 22K0884-01
Sample Matrix: Soil
Units: mg/L
Analyst: TJ
Prepared: 12/9/22 13:00

1312/8270D Semi Volatile SPLP Compounds

Analyte	Results (MRL)	MDL	Method	Limit	DF	Analyzed	Sequence	Batch
2-Methylnaphthalene	**0.00036** (0.00020)		1312/EPH8270SIM		1	12/12/22 23:33	D2L0210	DL20917
Acenaphthene	**0.00141** (0.00020)		1312/EPH8270SIM		1	12/12/22 23:33	D2L0210	DL20917
Acenaphthylene	**0.00212** (0.00020)		1312/EPH8270SIM		1	12/12/22 23:33	D2L0210	DL20917
Anthracene	**0.00190** (0.00020)		1312/EPH8270SIM		1	12/12/22 23:33	D2L0210	DL20917
Benzo(a)anthracene	**0.00060** (0.00005)		1312/EPH8270SIM		1	12/12/22 23:33	D2L0210	DL20917
Benzo(a)pyrene	**0.00080** (0.00005)		1312/EPH8270SIM		1	12/12/22 23:33	D2L0210	DL20917
Benzo(b)fluoranthene	**0.00058** (0.00005)		1312/EPH8270SIM		1	12/12/22 23:33	D2L0210	DL20917
Benzo(g,h,i)perylene	**0.00068** (0.00020)		1312/EPH8270SIM		1	12/12/22 23:33	D2L0210	DL20917
Benzo(k)fluoranthene	**0.00044** (0.00005)		1312/EPH8270SIM		1	12/12/22 23:33	D2L0210	DL20917
Chrysene	**0.00058** (0.00005)		1312/EPH8270SIM		1	12/12/22 23:33	D2L0210	DL20917
Dibenzo(a,h)Anthracene	**0.00029** (0.00005)		1312/EPH8270SIM		1	12/12/22 23:33	D2L0210	DL20917
Fluoranthene	**0.00467** (0.00020)		1312/EPH8270SIM		1	12/12/22 23:33	D2L0210	DL20917
Fluorene	**0.00100** (0.00020)		1312/EPH8270SIM		1	12/12/22 23:33	D2L0210	DL20917
Indeno(1,2,3-cd)Pyrene	**0.00057** (0.00005)		1312/EPH8270SIM		1	12/12/22 23:33	D2L0210	DL20917
Naphthalene	**0.00200** (0.00020)		1312/EPH8270SIM		1	12/12/22 23:33	D2L0210	DL20917
Phenanthrene	**B 0.00055** (0.00005)		1312/EPH8270SIM		1	12/12/22 23:33	D2L0210	DL20917
Pyrene	**0.00379** (0.00020)		1312/EPH8270SIM		1	12/12/22 23:33	D2L0210	DL20917

	%Recovery	Qualifier	Limits
Surrogate: 1,2-Dichlorobenzene-d4	*63 %*		*30-130*
Surrogate: 2-Fluorobiphenyl	*78 %*		*30-130*
Surrogate: Nitrobenzene-d5	*79 %*		*30-130*
Surrogate: p-Terphenyl-d14	*88 %*		*30-130*

ESS Laboratory
Division of Thielsch Engineering, Inc.

BAL Laboratory
The Microbiology Division of Thielsch Engineering, Inc.

CERTIFICATE OF ANALYSIS

Client Name: Lightship Engineering, LLC
Client Project ID: Former CL and P Work Center
Client Sample ID: LE-SB1-6-8
Date Sampled: 11/22/22 10:55
Percent Solids: 92
Initial Volume: 24.2g
Final Volume: 2ml
Extraction Method: 3546

ESS Laboratory Work Order: 22K0884
ESS Laboratory Sample ID: 22K0884-01
Sample Matrix: Soil
Units: mg/kg dry

Prepared: 11/23/22 17:45

MADEP-EPH Extractable Petroleum Hydrocarbons

Analyte	Results (MRL)	MDL	Method	Limit	DF	Analyst	Analyzed	Sequence	Batch
C9-C18 Aliphatics1	ND (33.5)		MADEP-EPH		1	MJV	12/01/22 13:52	D2K0526	DK22348
C19-C36 Aliphatics1	**152** (33.5)		MADEP-EPH		1	MJV	12/01/22 13:52	D2K0526	DK22348
C11-C22 Unadjusted Aromatics1	**484** (33.5)		EPH8270		1	MJV	12/01/22 19:10	D2K0542	DK22348
C11-C22 Aromatics1,2	**344** (33.5)		EPH8270			MJV	12/02/22 9:57		[CALC]
2-Methylnaphthalene	ND (0.45)		EPH8270		1	MJV	12/01/22 19:10	D2K0542	DK22348
Acenaphthene	ND (0.89)		EPH8270		1	MJV	12/01/22 19:10	D2K0542	DK22348
Naphthalene	ND (0.89)		EPH8270		1	MJV	12/01/22 19:10	D2K0542	DK22348
Phenanthrene	**13.9** (4.47)		EPH8270		5	MJV	12/02/22 9:57	D2K0542	DK22348
Acenaphthylene	**4.28** (0.45)		EPH8270		1	MJV	12/01/22 19:10	D2K0542	DK22348
Anthracene	**7.58** (0.89)		EPH8270		1	MJV	12/01/22 19:10	D2K0542	DK22348
Benzo(a)anthracene	**10.8** (4.47)		EPH8270		5	MJV	12/02/22 9:57	D2K0542	DK22348
Benzo(a)pyrene	**12.4** (4.47)		EPH8270		5	MJV	12/02/22 9:57	D2K0542	DK22348
Benzo(b)fluoranthene	**11.1** (4.47)		EPH8270		5	MJV	12/02/22 9:57	D2K0542	DK22348
Benzo(g,h,i)perylene	**6.62** (0.89)		EPH8270		1	MJV	12/01/22 19:10	D2K0542	DK22348
Benzo(k)fluoranthene	**5.41** (0.89)		EPH8270		1	MJV	12/01/22 19:10	D2K0542	DK22348
Chrysene	**10.5** (4.47)		EPH8270		5	MJV	12/02/22 9:57	D2K0542	DK22348
Dibenzo(a,h)Anthracene	**2.43** (0.45)		EPH8270		1	MJV	12/01/22 19:10	D2K0542	DK22348
Fluoranthene	**23.0** (4.47)		EPH8270		5	MJV	12/02/22 9:57	D2K0542	DK22348
Fluorene	**1.70** (0.89)		EPH8270		1	MJV	12/01/22 19:10	D2K0542	DK22348
Indeno(1,2,3-cd)Pyrene	**6.79** (0.89)		EPH8270		1	MJV	12/01/22 19:10	D2K0542	DK22348
Pyrene	**23.2** (4.47)		EPH8270		5	MJV	12/02/22 9:57	D2K0542	DK22348

	%Recovery	*Qualifier*	*Limits*
Surrogate: 1-Chlorooctadecane	*54 %*		*40-140*
Surrogate: 2-Bromonaphthalene	*93 %*		*40-140*
Surrogate: 2-Fluorobiphenyl	*90 %*		*40-140*
Surrogate: O-Terphenyl	*47 %*		*40-140*

ESS Laboratory
Division of Thielsch Engineering, Inc.

BAL Laboratory
The Microbiology Division of Thielsch Engineering, Inc.

CERTIFICATE OF ANALYSIS

Client Name: Lightship Engineering, LLC
Client Project ID: Former CL and P Work Center
Client Sample ID: LE-SB1-6-8
Date Sampled: 11/22/22 10:55
Percent Solids: 92
Initial Volume: 100ml
Final Volume: 2000ml
Extraction Method: 1312

ESS Laboratory Work Order: 22K0884
ESS Laboratory Sample ID: 22K0884-01
Sample Matrix: Soil
Units: °C
Analyst: JCG
Prepared: 12/5/22 19:30

SPLP Extraction by 1312

Analyte	Results (MRL)	MDL	Method	Limit	DF	Analyst	Analyzed	Batch
Temperature (Min C)	**20.6** (N/A)		1312		1	JCG	12/06/22 11:45	DL20544
Temperature (Max C)	**21.6** (N/A)		1312		1	JCG	12/06/22 11:45	DL20544
Temperature (Range)	**Temperature is not within 23 +/-2 °C.** (N/A)							

ESS Laboratory
Division of Thielsch Engineering, Inc.

BAL Laboratory
The Microbiology Division of Thielsch Engineering, Inc.

CERTIFICATE OF ANALYSIS

Client Name: Lightship Engineering, LLC
Client Project ID: Former CL and P Work Center
Client Sample ID: LE-SB1-14-16
Date Sampled: 11/22/22 11:09
Percent Solids: 87
Initial Volume: 25.1g
Final Volume: 1ml
Extraction Method: 3546

ESS Laboratory Work Order: 22K0884
ESS Laboratory Sample ID: 22K0884-02
Sample Matrix: Soil
Units: mg/kg dry

Prepared: 11/23/22 17:45

MADEP-EPH Extractable Petroleum Hydrocarbons

Analyte	Results (MRL)	MDL	Method	Limit	DF	Analyst	Analyzed	Sequence	Batch
C9-C18 Aliphatics1	ND (17.1)		MADEP-EPH		1	MJV	12/05/22 11:25	D2L0045	DK22348
C19-C36 Aliphatics1	ND (17.1)		MADEP-EPH		1	MJV	12/05/22 11:25	D2L0045	DK22348
C11-C22 Unadjusted Aromatics1	ND (17.1)		EPH8270		1	MJV	12/05/22 12:07	D2L0049	DK22348
C11-C22 Aromatics1,2	ND (17.1)		EPH8270			MJV	12/05/22 12:07		[CALC]
2-Methylnaphthalene	ND (0.23)		EPH8270		1	MJV	12/05/22 12:07	D2L0049	DK22348
Acenaphthene	ND (0.46)		EPH8270		1	MJV	12/05/22 12:07	D2L0049	DK22348
Naphthalene	ND (0.46)		EPH8270		1	MJV	12/05/22 12:07	D2L0049	DK22348
Phenanthrene	ND (0.46)		EPH8270		1	MJV	12/05/22 12:07	D2L0049	DK22348
Acenaphthylene	ND (0.23)		EPH8270		1	MJV	12/05/22 12:07	D2L0049	DK22348
Anthracene	ND (0.46)		EPH8270		1	MJV	12/05/22 12:07	D2L0049	DK22348
Benzo(a)anthracene	ND (0.46)		EPH8270		1	MJV	12/05/22 12:07	D2L0049	DK22348
Benzo(a)pyrene	ND (0.46)		EPH8270		1	MJV	12/05/22 12:07	D2L0049	DK22348
Benzo(b)fluoranthene	ND (0.46)		EPH8270		1	MJV	12/05/22 12:07	D2L0049	DK22348
Benzo(g,h,i)perylene	ND (0.46)		EPH8270		1	MJV	12/05/22 12:07	D2L0049	DK22348
Benzo(k)fluoranthene	ND (0.46)		EPH8270		1	MJV	12/05/22 12:07	D2L0049	DK22348
Chrysene	ND (0.46)		EPH8270		1	MJV	12/05/22 12:07	D2L0049	DK22348
Dibenzo(a,h)Anthracene	ND (0.23)		EPH8270		1	MJV	12/05/22 12:07	D2L0049	DK22348
Fluoranthene	ND (0.46)		EPH8270		1	MJV	12/05/22 12:07	D2L0049	DK22348
Fluorene	ND (0.46)		EPH8270		1	MJV	12/05/22 12:07	D2L0049	DK22348
Indeno(1,2,3-cd)Pyrene	ND (0.46)		EPH8270		1	MJV	12/05/22 12:07	D2L0049	DK22348
Pyrene	ND (0.46)		EPH8270		1	MJV	12/05/22 12:07	D2L0049	DK22348

	%Recovery	Qualifier	Limits
Surrogate: 1-Chlorooctadecane	*69 %*		*40-140*
Surrogate: 2-Bromonaphthalene	*90 %*		*40-140*
Surrogate: 2-Fluorobiphenyl	*82 %*		*40-140*
Surrogate: O-Terphenyl	*70 %*		*40-140*

ESS Laboratory
Division of Thielsch Engineering, Inc.

BAL Laboratory
The Microbiology Division of Thielsch Engineering, Inc.

CERTIFICATE OF ANALYSIS

Client Name: Lightship Engineering, LLC
Client Project ID: Former CL and P Work Center
Client Sample ID: LE-SB2-8-10
Date Sampled: 11/22/22 11:22
Percent Solids: 84
Initial Volume: 1000ml
Final Volume: 0.25ml
Extraction Method: 3510C

ESS Laboratory Work Order: 22K0884
ESS Laboratory Sample ID: 22K0884-03
Sample Matrix: Soil
Units: mg/L
Analyst: TJ
Prepared: 12/9/22 13:00

1312/8270D Semi Volatile SPLP Compounds

Analyte	Results (MRL)	MDL	Method	Limit	DF	Analyzed	Sequence	Batch
2-Methylnaphthalene	**0.00086** (0.00020)		1312/EPH8270SIM		1	12/13/22 0:14	D2L0210	DL20917
Acenaphthene	**0.00043** (0.00020)		1312/EPH8270SIM		1	12/13/22 0:14	D2L0210	DL20917
Acenaphthylene	**0.00169** (0.00020)		1312/EPH8270SIM		1	12/13/22 0:14	D2L0210	DL20917
Anthracene	**0.00037** (0.00020)		1312/EPH8270SIM		1	12/13/22 0:14	D2L0210	DL20917
Benzo(a)anthracene	**0.00006** (0.00005)		1312/EPH8270SIM		1	12/13/22 0:14	D2L0210	DL20917
Benzo(a)pyrene	**0.00005** (0.00005)		1312/EPH8270SIM		1	12/13/22 0:14	D2L0210	DL20917
Benzo(b)fluoranthene	ND (0.00005)		1312/EPH8270SIM		1	12/13/22 0:14	D2L0210	DL20917
Benzo(g,h,i)perylene	ND (0.00020)		1312/EPH8270SIM		1	12/13/22 0:14	D2L0210	DL20917
Benzo(k)fluoranthene	ND (0.00005)		1312/EPH8270SIM		1	12/13/22 0:14	D2L0210	DL20917
Chrysene	**0.00007** (0.00005)		1312/EPH8270SIM		1	12/13/22 0:14	D2L0210	DL20917
Dibenzo(a,h)Anthracene	ND (0.00005)		1312/EPH8270SIM		1	12/13/22 0:14	D2L0210	DL20917
Fluoranthene	**0.00032** (0.00020)		1312/EPH8270SIM		1	12/13/22 0:14	D2L0210	DL20917
Fluorene	**0.00242** (0.00020)		1312/EPH8270SIM		1	12/13/22 0:14	D2L0210	DL20917
Indeno(1,2,3-cd)Pyrene	**0.00005** (0.00005)		1312/EPH8270SIM		1	12/13/22 0:14	D2L0210	DL20917
Naphthalene	**0.00146** (0.00020)		1312/EPH8270SIM		1	12/13/22 0:14	D2L0210	DL20917
Phenanthrene	**0.00223** (0.00005)		1312/EPH8270SIM		1	12/13/22 0:14	D2L0210	DL20917
Pyrene	**0.00027** (0.00020)		1312/EPH8270SIM		1	12/13/22 0:14	D2L0210	DL20917

	%Recovery	Qualifier	Limits
Surrogate: 1,2-Dichlorobenzene-d4	*78 %*		*30-130*
Surrogate: 2-Fluorobiphenyl	*88 %*		*30-130*
Surrogate: Nitrobenzene-d5	*87 %*		*30-130*
Surrogate: p-Terphenyl-d14	*89 %*		*30-130*

ESS Laboratory
Division of Thielsch Engineering, Inc.

BAL Laboratory
The Microbiology Division of Thielsch Engineering, Inc.

CERTIFICATE OF ANALYSIS

Client Name: Lightship Engineering, LLC
Client Project ID: Former CL and P Work Center
Client Sample ID: LE-SB2-8-10
Date Sampled: 11/22/22 11:22
Percent Solids: 84
Initial Volume: 24.2g
Final Volume: 2ml
Extraction Method: 3546

ESS Laboratory Work Order: 22K0884
ESS Laboratory Sample ID: 22K0884-03
Sample Matrix: Soil
Units: mg/kg dry

Prepared: 11/23/22 17:45

MADEP-EPH Extractable Petroleum Hydrocarbons

Analyte	Results (MRL)	MDL	Method	Limit	DF	Analyst	Analyzed	Sequence	Batch
C9-C18 Aliphatics1	ND (36.8)		MADEP-EPH		1	MJV	12/01/22 14:27	D2K0526	DK22348
C19-C36 Aliphatics1	**88.3** (36.8)		MADEP-EPH		1	MJV	12/01/22 14:27	D2K0526	DK22348
C11-C22 Unadjusted Aromatics1	**99.2** (36.8)		EPH8270		1	MJV	12/01/22 19:46	D2K0542	DK22348
C11-C22 Aromatics1,2	**87.9** (36.8)		EPH8270			MJV	12/01/22 19:46		[CALC]
2-Methylnaphthalene	ND (0.49)		EPH8270		1	MJV	12/01/22 19:46	D2K0542	DK22348
Acenaphthene	ND (0.98)		EPH8270		1	MJV	12/01/22 19:46	D2K0542	DK22348
Naphthalene	ND (0.98)		EPH8270		1	MJV	12/01/22 19:46	D2K0542	DK22348
Phenanthrene	ND (0.98)		EPH8270		1	MJV	12/01/22 19:46	D2K0542	DK22348
Acenaphthylene	**1.17** (0.49)		EPH8270		1	MJV	12/01/22 19:46	D2K0542	DK22348
Anthracene	**1.26** (0.98)		EPH8270		1	MJV	12/01/22 19:46	D2K0542	DK22348
Benzo(a)anthracene	ND (0.98)		EPH8270		1	MJV	12/01/22 19:46	D2K0542	DK22348
Benzo(a)pyrene	**1.55** (0.98)		EPH8270		1	MJV	12/01/22 19:46	D2K0542	DK22348
Benzo(b)fluoranthene	**1.18** (0.98)		EPH8270		1	MJV	12/01/22 19:46	D2K0542	DK22348
Benzo(g,h,i)perylene	**1.27** (0.98)		EPH8270		1	MJV	12/01/22 19:46	D2K0542	DK22348
Benzo(k)fluoranthene	ND (0.98)		EPH8270		1	MJV	12/01/22 19:46	D2K0542	DK22348
Chrysene	**1.10** (0.98)		EPH8270		1	MJV	12/01/22 19:46	D2K0542	DK22348
Dibenzo(a,h)Anthracene	ND (0.49)		EPH8270		1	MJV	12/01/22 19:46	D2K0542	DK22348
Fluoranthene	**1.13** (0.98)		EPH8270		1	MJV	12/01/22 19:46	D2K0542	DK22348
Fluorene	ND (0.98)		EPH8270		1	MJV	12/01/22 19:46	D2K0542	DK22348
Indeno(1,2,3-cd)Pyrene	**1.01** (0.98)		EPH8270		1	MJV	12/01/22 19:46	D2K0542	DK22348
Pyrene	**1.62** (0.98)		EPH8270		1	MJV	12/01/22 19:46	D2K0542	DK22348

	%Recovery	Qualifier	Limits
Surrogate: 1-Chlorooctadecane	*53 %*		*40-140*
Surrogate: 2-Bromonaphthalene	*99 %*		*40-140*
Surrogate: 2-Fluorobiphenyl	*97 %*		*40-140*
Surrogate: O-Terphenyl	*62 %*		*40-140*

ESS Laboratory
Division of Thielsch Engineering, Inc.

BAL Laboratory
The Microbiology Division of Thielsch Engineering, Inc.

CERTIFICATE OF ANALYSIS

Client Name: Lightship Engineering, LLC
Client Project ID: Former CL and P Work Center
Client Sample ID: LE-SB2-8-10
Date Sampled: 11/22/22 11:22
Percent Solids: 84
Initial Volume: 100ml
Final Volume: 2000ml
Extraction Method: 1312

ESS Laboratory Work Order: 22K0884
ESS Laboratory Sample ID: 22K0884-03
Sample Matrix: Soil
Units: °C
Analyst: JCG
Prepared: 12/5/22 19:30

SPLP Extraction by 1312

Analyte	Results (MRL)	MDL	Method	Limit	DF	Analyst	Analyzed	Batch
Temperature (Min C)	**20.6** (N/A)		1312		1	JCG	12/06/22 11:45	DL20544
Temperature (Max C)	**21.6** (N/A)		1312		1	JCG	12/06/22 11:45	DL20544
Temperature (Range)	**Temperature is not within 23 +/-2 °C.** (N/A)							

ESS Laboratory
Division of Thielsch Engineering, Inc.

BAL Laboratory
The Microbiology Division of Thielsch Engineering, Inc.

CERTIFICATE OF ANALYSIS

Client Name: Lightship Engineering, LLC
Client Project ID: Former CL and P Work Center
Client Sample ID: LE-SB2-14-16
Date Sampled: 11/22/22 11:27
Percent Solids: 92
Initial Volume: 1000ml
Final Volume: 0.25ml
Extraction Method: 3510C

ESS Laboratory Work Order: 22K0884
ESS Laboratory Sample ID: 22K0884-04
Sample Matrix: Soil
Units: mg/L
Analyst: TJ
Prepared: 12/9/22 13:00

1312/8270D Semi Volatile SPLP Compounds

Analyte	Results (MRL)	MDL	Method	Limit	DF	Analyzed	Sequence	Batch
2-Methylnaphthalene	**0.00284** (0.00020)		1312/EPH8270SIM		1	12/13/22 0:34	D2L0210	DL20917
Acenaphthene	**0.00324** (0.00020)		1312/EPH8270SIM		1	12/13/22 0:34	D2L0210	DL20917
Acenaphthylene	**0.00494** (0.00020)		1312/EPH8270SIM		1	12/13/22 0:34	D2L0210	DL20917
Anthracene	**0.00302** (0.00020)		1312/EPH8270SIM		1	12/13/22 0:34	D2L0210	DL20917
Benzo(a)anthracene	**0.00032** (0.00005)		1312/EPH8270SIM		1	12/13/22 0:34	D2L0210	DL20917
Benzo(a)pyrene	**0.00007** (0.00005)		1312/EPH8270SIM		1	12/13/22 0:34	D2L0210	DL20917
Benzo(b)fluoranthene	ND (0.00005)		1312/EPH8270SIM		1	12/13/22 0:34	D2L0210	DL20917
Benzo(g,h,i)perylene	ND (0.00020)		1312/EPH8270SIM		1	12/13/22 0:34	D2L0210	DL20917
Benzo(k)fluoranthene	**0.00005** (0.00005)		1312/EPH8270SIM		1	12/13/22 0:34	D2L0210	DL20917
Chrysene	**0.00032** (0.00005)		1312/EPH8270SIM		1	12/13/22 0:34	D2L0210	DL20917
Dibenzo(a,h)Anthracene	ND (0.00005)		1312/EPH8270SIM		1	12/13/22 0:34	D2L0210	DL20917
Fluoranthene	**0.00511** (0.00020)		1312/EPH8270SIM		1	12/13/22 0:34	D2L0210	DL20917
Fluorene	**0.00807** (0.00020)		1312/EPH8270SIM		1	12/13/22 0:34	D2L0210	DL20917
Indeno(1,2,3-cd)Pyrene	ND (0.00005)		1312/EPH8270SIM		1	12/13/22 0:34	D2L0210	DL20917
Naphthalene	**0.00096** (0.00020)		1312/EPH8270SIM		1	12/13/22 0:34	D2L0210	DL20917
Phenanthrene	**0.0238** (0.00050)		1312/EPH8270SIM		10	12/13/22 16:00	D2L0210	DL20917
Pyrene	**0.00471** (0.00020)		1312/EPH8270SIM		1	12/13/22 0:34	D2L0210	DL20917

	%Recovery	Qualifier	Limits
Surrogate: 1,2-Dichlorobenzene-d4	*72 %*		*30-130*
Surrogate: 2-Fluorobiphenyl	*84 %*		*30-130*
Surrogate: Nitrobenzene-d5	*86 %*		*30-130*
Surrogate: p-Terphenyl-d14	*90 %*		*30-130*

ESS Laboratory
Division of Thielsch Engineering, Inc.

BAL Laboratory
The Microbiology Division of Thielsch Engineering, Inc.

CERTIFICATE OF ANALYSIS

Client Name: Lightship Engineering, LLC
Client Project ID: Former CL and P Work Center
Client Sample ID: LE-SB2-14-16
Date Sampled: 11/22/22 11:27
Percent Solids: 92
Initial Volume: 25.5g
Final Volume: 2ml
Extraction Method: 3546

ESS Laboratory Work Order: 22K0884
ESS Laboratory Sample ID: 22K0884-04
Sample Matrix: Soil
Units: mg/kg dry

Prepared: 11/23/22 17:45

MADEP-EPH Extractable Petroleum Hydrocarbons

Analyte	Results (MRL)	MDL	Method	Limit	DF	Analyst	Analyzed	Sequence	Batch
C9-C18 Aliphatics1	ND (31.9)		MADEP-EPH		1	MJV	12/05/22 12:00	D2L0045	DK22348
C19-C36 Aliphatics1	**61.7** (31.9)		MADEP-EPH		1	MJV	12/05/22 12:00	D2L0045	DK22348
C11-C22 Unadjusted Aromatics1	**275** (31.9)		EPH8270		1	MJV	12/05/22 12:45	D2L0049	DK22348
C11-C22 Aromatics1,2	**213** (31.9)		EPH8270			MJV	12/05/22 19:48		[CALC]
2-Methylnaphthalene	ND (0.42)		EPH8270		1	MJV	12/05/22 12:45	D2L0049	DK22348
Acenaphthene	ND (0.85)		EPH8270		1	MJV	12/05/22 12:45	D2L0049	DK22348
Naphthalene	ND (0.85)		EPH8270		1	MJV	12/05/22 12:45	D2L0049	DK22348
Phenanthrene	**7.70** (0.85)		EPH8270		1	MJV	12/05/22 12:45	D2L0049	DK22348
Acenaphthylene	**0.95** (0.42)		EPH8270		1	MJV	12/05/22 12:45	D2L0049	DK22348
Anthracene	**1.48** (0.85)		EPH8270		1	MJV	12/05/22 12:45	D2L0049	DK22348
Benzo(a)anthracene	**5.50** (0.85)		EPH8270		1	MJV	12/05/22 12:45	D2L0049	DK22348
Benzo(a)pyrene	**5.06** (0.85)		EPH8270		1	MJV	12/05/22 12:45	D2L0049	DK22348
Benzo(b)fluoranthene	**3.93** (0.85)		EPH8270		1	MJV	12/05/22 12:45	D2L0049	DK22348
Benzo(g,h,i)perylene	**2.33** (0.85)		EPH8270		1	MJV	12/05/22 12:45	D2L0049	DK22348
Benzo(k)fluoranthene	**3.45** (0.85)		EPH8270		1	MJV	12/05/22 12:45	D2L0049	DK22348
Chrysene	**5.20** (0.85)		EPH8270		1	MJV	12/05/22 12:45	D2L0049	DK22348
Dibenzo(a,h)Anthracene	**0.78** (0.42)		EPH8270		1	MJV	12/05/22 12:45	D2L0049	DK22348
Fluoranthene	**10.2** (4.25)		EPH8270		5	MJV	12/05/22 19:48	D2L0049	DK22348
Fluorene	**0.94** (0.85)		EPH8270		1	MJV	12/05/22 12:45	D2L0049	DK22348
Indeno(1,2,3-cd)Pyrene	**2.51** (0.85)		EPH8270		1	MJV	12/05/22 12:45	D2L0049	DK22348
Pyrene	**12.3** (4.25)		EPH8270		5	MJV	12/05/22 19:48	D2L0049	DK22348

	%Recovery	Qualifier	Limits
Surrogate: 1-Chlorooctadecane	*41 %*		*40-140*
Surrogate: 2-Bromonaphthalene	*98 %*		*40-140*
Surrogate: 2-Fluorobiphenyl	*87 %*		*40-140*
Surrogate: O-Terphenyl	*44 %*		*40-140*

ESS Laboratory
Division of Thielsch Engineering, Inc.

BAL Laboratory
The Microbiology Division of Thielsch Engineering, Inc.

CERTIFICATE OF ANALYSIS

Client Name: Lightship Engineering, LLC
Client Project ID: Former CL and P Work Center
Client Sample ID: LE-SB2-14-16
Date Sampled: 11/22/22 11:27
Percent Solids: 92
Initial Volume: 100ml
Final Volume: 2000ml
Extraction Method: 1312

ESS Laboratory Work Order: 22K0884
ESS Laboratory Sample ID: 22K0884-04
Sample Matrix: Soil
Units: °C
Analyst: JCG
Prepared: 12/5/22 19:30

SPLP Extraction by 1312

Analyte	Results (MRL)	MDL	Method	Limit	DF	Analyst	Analyzed	Batch
Temperature (Min C)	**20.6** (N/A)		1312		1	JCG	12/06/22 11:45	DL20544
Temperature (Max C)	**21.6** (N/A)		1312		1	JCG	12/06/22 11:45	DL20544
Temperature (Range)	**Temperature is not within 23 +/-2 °C.** (N/A)							

ESS Laboratory
Division of Thielsch Engineering, Inc.

BAL Laboratory
The Microbiology Division of Thielsch Engineering, Inc.

CERTIFICATE OF ANALYSIS

Client Name: Lightship Engineering, LLC
Client Project ID: Former CL and P Work Center
Client Sample ID: LE-SB3-12-14
Date Sampled: 11/22/22 11:44
Percent Solids: 88
Initial Volume: 24.6g
Final Volume: 1ml
Extraction Method: 3546

ESS Laboratory Work Order: 22K0884
ESS Laboratory Sample ID: 22K0884-05
Sample Matrix: Soil
Units: mg/kg dry

Prepared: 11/23/22 17:45

MADEP-EPH Extractable Petroleum Hydrocarbons

Analyte	Results (MRL)	MDL	Method	Limit	DF	Analyst	Analyzed	Sequence	Batch
C9-C18 Aliphatics1	ND (17.4)		MADEP-EPH		1	MJV	12/01/22 15:02	D2K0526	DK22348
C19-C36 Aliphatics1	ND (17.4)		MADEP-EPH		1	MJV	12/01/22 15:02	D2K0526	DK22348
C11-C22 Unadjusted Aromatics1	ND (17.4)		EPH8270		1	MJV	12/01/22 20:21	D2K0542	DK22348
C11-C22 Aromatics1,2	ND (17.4)		EPH8270			MJV	12/01/22 20:21		[CALC]
2-Methylnaphthalene	ND (0.23)		EPH8270		1	MJV	12/01/22 20:21	D2K0542	DK22348
Acenaphthene	ND (0.46)		EPH8270		1	MJV	12/01/22 20:21	D2K0542	DK22348
Naphthalene	ND (0.46)		EPH8270		1	MJV	12/01/22 20:21	D2K0542	DK22348
Phenanthrene	ND (0.46)		EPH8270		1	MJV	12/01/22 20:21	D2K0542	DK22348
Acenaphthylene	ND (0.23)		EPH8270		1	MJV	12/01/22 20:21	D2K0542	DK22348
Anthracene	ND (0.46)		EPH8270		1	MJV	12/01/22 20:21	D2K0542	DK22348
Benzo(a)anthracene	ND (0.46)		EPH8270		1	MJV	12/01/22 20:21	D2K0542	DK22348
Benzo(a)pyrene	ND (0.46)		EPH8270		1	MJV	12/01/22 20:21	D2K0542	DK22348
Benzo(b)fluoranthene	ND (0.46)		EPH8270		1	MJV	12/01/22 20:21	D2K0542	DK22348
Benzo(g,h,i)perylene	ND (0.46)		EPH8270		1	MJV	12/01/22 20:21	D2K0542	DK22348
Benzo(k)fluoranthene	ND (0.46)		EPH8270		1	MJV	12/01/22 20:21	D2K0542	DK22348
Chrysene	ND (0.46)		EPH8270		1	MJV	12/01/22 20:21	D2K0542	DK22348
Dibenzo(a,h)Anthracene	ND (0.23)		EPH8270		1	MJV	12/01/22 20:21	D2K0542	DK22348
Fluoranthene	ND (0.46)		EPH8270		1	MJV	12/01/22 20:21	D2K0542	DK22348
Fluorene	ND (0.46)		EPH8270		1	MJV	12/01/22 20:21	D2K0542	DK22348
Indeno(1,2,3-cd)Pyrene	ND (0.46)		EPH8270		1	MJV	12/01/22 20:21	D2K0542	DK22348
Pyrene	ND (0.46)		EPH8270		1	MJV	12/01/22 20:21	D2K0542	DK22348

	%Recovery	Qualifier	Limits
Surrogate: 1-Chlorooctadecane	*63 %*		*40-140*
Surrogate: 2-Bromonaphthalene	*106 %*		*40-140*
Surrogate: 2-Fluorobiphenyl	*103 %*		*40-140*
Surrogate: O-Terphenyl	*82 %*		*40-140*

ESS Laboratory
Division of Thielsch Engineering, Inc.

BAL Laboratory
The Microbiology Division of Thielsch Engineering, Inc.

CERTIFICATE OF ANALYSIS

Client Name: Lightship Engineering, LLC
Client Project ID: Former CL and P Work Center
Client Sample ID: LE-SB4-4-6
Date Sampled: 11/22/22 11:53
Percent Solids: 89
Initial Volume: 1000ml
Final Volume: 0.25ml
Extraction Method: 3510C

ESS Laboratory Work Order: 22K0884
ESS Laboratory Sample ID: 22K0884-07
Sample Matrix: Soil
Units: mg/L
Analyst: TJ
Prepared: 12/9/22 13:00

1312/8270D Semi Volatile SPLP Compounds

Analyte	Results (MRL)	MDL	Method	Limit	DF	Analyzed	Sequence	Batch
2-Methylnaphthalene	**0.00041** (0.00020)		1312/EPH8270SIM		1	12/13/22 0:55	D2L0210	DL20917
Acenaphthene	ND (0.00020)		1312/EPH8270SIM		1	12/13/22 0:55	D2L0210	DL20917
Acenaphthylene	**0.00079** (0.00020)		1312/EPH8270SIM		1	12/13/22 0:55	D2L0210	DL20917
Anthracene	**0.00043** (0.00020)		1312/EPH8270SIM		1	12/13/22 0:55	D2L0210	DL20917
Benzo(a)anthracene	**0.00065** (0.00005)		1312/EPH8270SIM		1	12/13/22 0:55	D2L0210	DL20917
Benzo(a)pyrene	**0.00064** (0.00005)		1312/EPH8270SIM		1	12/13/22 0:55	D2L0210	DL20917
Benzo(b)fluoranthene	**0.00042** (0.00005)		1312/EPH8270SIM		1	12/13/22 0:55	D2L0210	DL20917
Benzo(g,h,i)perylene	**0.00054** (0.00020)		1312/EPH8270SIM		1	12/13/22 0:55	D2L0210	DL20917
Benzo(k)fluoranthene	**0.00047** (0.00005)		1312/EPH8270SIM		1	12/13/22 0:55	D2L0210	DL20917
Chrysene	**0.00071** (0.00005)		1312/EPH8270SIM		1	12/13/22 0:55	D2L0210	DL20917
Dibenzo(a,h)Anthracene	**0.00022** (0.00005)		1312/EPH8270SIM		1	12/13/22 0:55	D2L0210	DL20917
Fluoranthene	**0.00268** (0.00020)		1312/EPH8270SIM		1	12/13/22 0:55	D2L0210	DL20917
Fluorene	**0.00058** (0.00020)		1312/EPH8270SIM		1	12/13/22 0:55	D2L0210	DL20917
Indeno(1,2,3-cd)Pyrene	**0.00041** (0.00005)		1312/EPH8270SIM		1	12/13/22 0:55	D2L0210	DL20917
Naphthalene	**0.00035** (0.00020)		1312/EPH8270SIM		1	12/13/22 0:55	D2L0210	DL20917
Phenanthrene	**0.00484** (0.00005)		1312/EPH8270SIM		1	12/13/22 0:55	D2L0210	DL20917
Pyrene	**0.00246** (0.00020)		1312/EPH8270SIM		1	12/13/22 0:55	D2L0210	DL20917

	%Recovery	Qualifier	Limits
Surrogate: 1,2-Dichlorobenzene-d4	*84 %*		*30-130*
Surrogate: 2-Fluorobiphenyl	*84 %*		*30-130*
Surrogate: Nitrobenzene-d5	*83 %*		*30-130*
Surrogate: p-Terphenyl-d14	*88 %*		*30-130*

ESS Laboratory
Division of Thielsch Engineering, Inc.

BAL Laboratory
The Microbiology Division of Thielsch Engineering, Inc.

CERTIFICATE OF ANALYSIS

Client Name: Lightship Engineering, LLC
Client Project ID: Former CL and P Work Center
Client Sample ID: LE-SB4-4-6
Date Sampled: 11/22/22 11:53
Percent Solids: 89
Initial Volume: 25.2g
Final Volume: 2ml
Extraction Method: 3546

ESS Laboratory Work Order: 22K0884
ESS Laboratory Sample ID: 22K0884-07
Sample Matrix: Soil
Units: mg/kg dry

Prepared: 11/23/22 17:45

MADEP-EPH Extractable Petroleum Hydrocarbons

Analyte	Results (MRL)	MDL	Method	Limit	DF	Analyst	Analyzed	Sequence	Batch
C9-C18 Aliphatics1	ND (33.4)		MADEP-EPH		1	MJV	12/01/22 15:36	D2K0526	DK22348
C19-C36 Aliphatics1	ND (33.4)		MADEP-EPH		1	MJV	12/01/22 15:36	D2K0526	DK22348
C11-C22 Unadjusted Aromatics1	**60.7** (33.4)		EPH8270		1	MJV	12/01/22 20:57	D2K0542	DK22348
C11-C22 Aromatics1,2	**46.2** (33.4)		EPH8270			MJV	12/01/22 20:57		[CALC]
2-Methylnaphthalene	ND (0.44)		EPH8270		1	MJV	12/01/22 20:57	D2K0542	DK22348
Acenaphthene	ND (0.89)		EPH8270		1	MJV	12/01/22 20:57	D2K0542	DK22348
Naphthalene	ND (0.89)		EPH8270		1	MJV	12/01/22 20:57	D2K0542	DK22348
Phenanthrene	**0.91** (0.89)		EPH8270		1	MJV	12/01/22 20:57	D2K0542	DK22348
Acenaphthylene	**0.46** (0.44)		EPH8270		1	MJV	12/01/22 20:57	D2K0542	DK22348
Anthracene	ND (0.89)		EPH8270		1	MJV	12/01/22 20:57	D2K0542	DK22348
Benzo(a)anthracene	**1.63** (0.89)		EPH8270		1	MJV	12/01/22 20:57	D2K0542	DK22348
Benzo(a)pyrene	**1.50** (0.89)		EPH8270		1	MJV	12/01/22 20:57	D2K0542	DK22348
Benzo(b)fluoranthene	**1.35** (0.89)		EPH8270		1	MJV	12/01/22 20:57	D2K0542	DK22348
Benzo(g,h,i)perylene	ND (0.89)		EPH8270		1	MJV	12/01/22 20:57	D2K0542	DK22348
Benzo(k)fluoranthene	**1.08** (0.89)		EPH8270		1	MJV	12/01/22 20:57	D2K0542	DK22348
Chrysene	**1.68** (0.89)		EPH8270		1	MJV	12/01/22 20:57	D2K0542	DK22348
Dibenzo(a,h)Anthracene	ND (0.44)		EPH8270		1	MJV	12/01/22 20:57	D2K0542	DK22348
Fluoranthene	**2.80** (0.89)		EPH8270		1	MJV	12/01/22 20:57	D2K0542	DK22348
Fluorene	ND (0.89)		EPH8270		1	MJV	12/01/22 20:57	D2K0542	DK22348
Indeno(1,2,3-cd)Pyrene	ND (0.89)		EPH8270		1	MJV	12/01/22 20:57	D2K0542	DK22348
Pyrene	**3.10** (0.89)		EPH8270		1	MJV	12/01/22 20:57	D2K0542	DK22348

	%Recovery	*Qualifier*	*Limits*
Surrogate: 1-Chlorooctadecane	*54 %*		*40-140*
Surrogate: 2-Bromonaphthalene	*111 %*		*40-140*
Surrogate: 2-Fluorobiphenyl	*108 %*		*40-140*
Surrogate: O-Terphenyl	*69 %*		*40-140*

ESS Laboratory
Division of Thielsch Engineering, Inc.

BAL Laboratory
The Microbiology Division of Thielsch Engineering, Inc.

CERTIFICATE OF ANALYSIS

Client Name: Lightship Engineering, LLC
Client Project ID: Former CL and P Work Center
Client Sample ID: LE-SB4-4-6
Date Sampled: 11/22/22 11:53
Percent Solids: 89
Initial Volume: 100ml
Final Volume: 2000ml
Extraction Method: 1312

ESS Laboratory Work Order: 22K0884
ESS Laboratory Sample ID: 22K0884-07
Sample Matrix: Soil
Units: °C
Analyst: JCG
Prepared: 12/5/22 19:30

SPLP Extraction by 1312

Analyte	Results (MRL)	MDL	Method	Limit	DF	Analyst	Analyzed	Batch
Temperature (Min C)	**20.6** (N/A)		1312		1	JCG	12/06/22 11:45	DL20544
Temperature (Max C)	**21.6** (N/A)		1312		1	JCG	12/06/22 11:45	DL20544
Temperature (Range)	**Temperature is not within 23 +/-2 °C.** (N/A)							

ESS Laboratory
Division of Thielsch Engineering, Inc.

BAL Laboratory
The Microbiology Division of Thielsch Engineering, Inc.

CERTIFICATE OF ANALYSIS

Client Name: Lightship Engineering, LLC
Client Project ID: Former CL and P Work Center
Client Sample ID: LE-SB4-14-16
Date Sampled: 11/22/22 12:05
Percent Solids: 90
Initial Volume: 24.8g
Final Volume: 1ml
Extraction Method: 3546

ESS Laboratory Work Order: 22K0884
ESS Laboratory Sample ID: 22K0884-08
Sample Matrix: Soil
Units: mg/kg dry

Prepared: 11/23/22 17:45

MADEP-EPH Extractable Petroleum Hydrocarbons

Analyte	Results (MRL)	MDL	Method	Limit	DF	Analyst	Analyzed	Sequence	Batch
C9-C18 Aliphatics1	ND (16.8)		MADEP-EPH		1	MJV	12/05/22 12:34	D2L0045	DK22348
C19-C36 Aliphatics1	ND (16.8)		MADEP-EPH		1	MJV	12/05/22 12:34	D2L0045	DK22348
C11-C22 Unadjusted Aromatics1	ND (16.8)		EPH8270		1	MJV	12/05/22 13:24	D2L0049	DK22348
C11-C22 Aromatics1,2	ND (16.8)		EPH8270			MJV	12/05/22 13:24		[CALC]
2-Methylnaphthalene	ND (0.22)		EPH8270		1	MJV	12/05/22 13:24	D2L0049	DK22348
Acenaphthene	ND (0.45)		EPH8270		1	MJV	12/05/22 13:24	D2L0049	DK22348
Naphthalene	ND (0.45)		EPH8270		1	MJV	12/05/22 13:24	D2L0049	DK22348
Phenanthrene	ND (0.45)		EPH8270		1	MJV	12/05/22 13:24	D2L0049	DK22348
Acenaphthylene	ND (0.22)		EPH8270		1	MJV	12/05/22 13:24	D2L0049	DK22348
Anthracene	ND (0.45)		EPH8270		1	MJV	12/05/22 13:24	D2L0049	DK22348
Benzo(a)anthracene	ND (0.45)		EPH8270		1	MJV	12/05/22 13:24	D2L0049	DK22348
Benzo(a)pyrene	ND (0.45)		EPH8270		1	MJV	12/05/22 13:24	D2L0049	DK22348
Benzo(b)fluoranthene	ND (0.45)		EPH8270		1	MJV	12/05/22 13:24	D2L0049	DK22348
Benzo(g,h,i)perylene	ND (0.45)		EPH8270		1	MJV	12/05/22 13:24	D2L0049	DK22348
Benzo(k)fluoranthene	ND (0.45)		EPH8270		1	MJV	12/05/22 13:24	D2L0049	DK22348
Chrysene	ND (0.45)		EPH8270		1	MJV	12/05/22 13:24	D2L0049	DK22348
Dibenzo(a,h)Anthracene	ND (0.22)		EPH8270		1	MJV	12/05/22 13:24	D2L0049	DK22348
Fluoranthene	ND (0.45)		EPH8270		1	MJV	12/05/22 13:24	D2L0049	DK22348
Fluorene	ND (0.45)		EPH8270		1	MJV	12/05/22 13:24	D2L0049	DK22348
Indeno(1,2,3-cd)Pyrene	ND (0.45)		EPH8270		1	MJV	12/05/22 13:24	D2L0049	DK22348
Pyrene	ND (0.45)		EPH8270		1	MJV	12/05/22 13:24	D2L0049	DK22348

	%Recovery	Qualifier	Limits
Surrogate: 1-Chlorooctadecane	*69 %*		*40-140*
Surrogate: 2-Bromonaphthalene	*100 %*		*40-140*
Surrogate: 2-Fluorobiphenyl	*93 %*		*40-140*
Surrogate: O-Terphenyl	*90 %*		*40-140*

ESS Laboratory
Division of Thielsch Engineering, Inc.

BAL Laboratory
The Microbiology Division of Thielsch Engineering, Inc.

CERTIFICATE OF ANALYSIS

Client Name: Lightship Engineering, LLC
Client Project ID: Former CL and P Work Center
Client Sample ID: LE-SB5-8-10
Date Sampled: 11/22/22 12:14
Percent Solids: 88
Initial Volume: 24.5g
Final Volume: 1ml
Extraction Method: 3546

ESS Laboratory Work Order: 22K0884
ESS Laboratory Sample ID: 22K0884-09
Sample Matrix: Soil
Units: mg/kg dry

Prepared: 11/23/22 17:45

MADEP-EPH Extractable Petroleum Hydrocarbons

Analyte	Results (MRL)	MDL	Method	Limit	DF	Analyst	Analyzed	Sequence	Batch
C9-C18 Aliphatics1	ND (17.3)		MADEP-EPH		1	MJV	12/01/22 12:09	D2K0524	DK22348
C19-C36 Aliphatics1	ND (17.3)		MADEP-EPH		1	MJV	12/01/22 12:09	D2K0524	DK22348
C11-C22 Unadjusted Aromatics1	ND (17.3)		EPH8270		1	MJV	12/01/22 21:33	D2K0542	DK22348
C11-C22 Aromatics1,2	ND (17.3)		EPH8270			MJV	12/01/22 21:33		[CALC]
2-Methylnaphthalene	ND (0.23)		EPH8270		1	MJV	12/01/22 21:33	D2K0542	DK22348
Acenaphthene	ND (0.46)		EPH8270		1	MJV	12/01/22 21:33	D2K0542	DK22348
Naphthalene	ND (0.46)		EPH8270		1	MJV	12/01/22 21:33	D2K0542	DK22348
Phenanthrene	ND (0.46)		EPH8270		1	MJV	12/01/22 21:33	D2K0542	DK22348
Acenaphthylene	ND (0.23)		EPH8270		1	MJV	12/01/22 21:33	D2K0542	DK22348
Anthracene	ND (0.46)		EPH8270		1	MJV	12/01/22 21:33	D2K0542	DK22348
Benzo(a)anthracene	ND (0.46)		EPH8270		1	MJV	12/01/22 21:33	D2K0542	DK22348
Benzo(a)pyrene	ND (0.46)		EPH8270		1	MJV	12/01/22 21:33	D2K0542	DK22348
Benzo(b)fluoranthene	ND (0.46)		EPH8270		1	MJV	12/01/22 21:33	D2K0542	DK22348
Benzo(g,h,i)perylene	ND (0.46)		EPH8270		1	MJV	12/01/22 21:33	D2K0542	DK22348
Benzo(k)fluoranthene	ND (0.46)		EPH8270		1	MJV	12/01/22 21:33	D2K0542	DK22348
Chrysene	ND (0.46)		EPH8270		1	MJV	12/01/22 21:33	D2K0542	DK22348
Dibenzo(a,h)Anthracene	ND (0.23)		EPH8270		1	MJV	12/01/22 21:33	D2K0542	DK22348
Fluoranthene	ND (0.46)		EPH8270		1	MJV	12/01/22 21:33	D2K0542	DK22348
Fluorene	ND (0.46)		EPH8270		1	MJV	12/01/22 21:33	D2K0542	DK22348
Indeno(1,2,3-cd)Pyrene	ND (0.46)		EPH8270		1	MJV	12/01/22 21:33	D2K0542	DK22348
Pyrene	ND (0.46)		EPH8270		1	MJV	12/01/22 21:33	D2K0542	DK22348

	%Recovery	Qualifier	Limits
Surrogate: 1-Chlorooctadecane	*61 %*		*40-140*
Surrogate: 2-Bromonaphthalene	*100 %*		*40-140*
Surrogate: 2-Fluorobiphenyl	*99 %*		*40-140*
Surrogate: O-Terphenyl	*83 %*		*40-140*

ESS Laboratory
Division of Thielsch Engineering, Inc.

BAL Laboratory
The Microbiology Division of Thielsch Engineering, Inc.

CERTIFICATE OF ANALYSIS

Client Name: Lightship Engineering, LLC
Client Project ID: Former CL and P Work Center
Client Sample ID: LE-SB6-8-10
Date Sampled: 11/22/22 12:32
Percent Solids: 94
Initial Volume: 24.3g
Final Volume: 1ml
Extraction Method: 3546

ESS Laboratory Work Order: 22K0884
ESS Laboratory Sample ID: 22K0884-11
Sample Matrix: Soil
Units: mg/kg dry

Prepared: 11/23/22 17:45

MADEP-EPH Extractable Petroleum Hydrocarbons

Analyte	Results (MRL)	MDL	Method	Limit	DF	Analyst	Analyzed	Sequence	Batch
C9-C18 Aliphatics1	ND (16.5)		MADEP-EPH		1	MJV	12/01/22 12:43	D2K0524	DK22348
C19-C36 Aliphatics1	ND (16.5)		MADEP-EPH		1	MJV	12/01/22 12:43	D2K0524	DK22348
C11-C22 Unadjusted Aromatics1	**24.1** (16.5)		EPH8270		1	MJV	12/01/22 22:09	D2K0542	DK22348
C11-C22 Aromatics1,2	**20.4** (16.5)		EPH8270			MJV	12/01/22 22:09		[CALC]
2-Methylnaphthalene	ND (0.22)		EPH8270		1	MJV	12/01/22 22:09	D2K0542	DK22348
Acenaphthene	ND (0.44)		EPH8270		1	MJV	12/01/22 22:09	D2K0542	DK22348
Naphthalene	ND (0.44)		EPH8270		1	MJV	12/01/22 22:09	D2K0542	DK22348
Phenanthrene	**0.65** (0.44)		EPH8270		1	MJV	12/01/22 22:09	D2K0542	DK22348
Acenaphthylene	**0.24** (0.22)		EPH8270		1	MJV	12/01/22 22:09	D2K0542	DK22348
Anthracene	ND (0.44)		EPH8270		1	MJV	12/01/22 22:09	D2K0542	DK22348
Benzo(a)anthracene	ND (0.44)		EPH8270		1	MJV	12/01/22 22:09	D2K0542	DK22348
Benzo(a)pyrene	**0.47** (0.44)		EPH8270		1	MJV	12/01/22 22:09	D2K0542	DK22348
Benzo(b)fluoranthene	ND (0.44)		EPH8270		1	MJV	12/01/22 22:09	D2K0542	DK22348
Benzo(g,h,i)perylene	ND (0.44)		EPH8270		1	MJV	12/01/22 22:09	D2K0542	DK22348
Benzo(k)fluoranthene	ND (0.44)		EPH8270		1	MJV	12/01/22 22:09	D2K0542	DK22348
Chrysene	**0.48** (0.44)		EPH8270		1	MJV	12/01/22 22:09	D2K0542	DK22348
Dibenzo(a,h)Anthracene	ND (0.22)		EPH8270		1	MJV	12/01/22 22:09	D2K0542	DK22348
Fluoranthene	**0.85** (0.44)		EPH8270		1	MJV	12/01/22 22:09	D2K0542	DK22348
Fluorene	ND (0.44)		EPH8270		1	MJV	12/01/22 22:09	D2K0542	DK22348
Indeno(1,2,3-cd)Pyrene	ND (0.44)		EPH8270		1	MJV	12/01/22 22:09	D2K0542	DK22348
Pyrene	**0.97** (0.44)		EPH8270		1	MJV	12/01/22 22:09	D2K0542	DK22348

	%Recovery	Qualifier	Limits
Surrogate: 1-Chlorooctadecane	*62 %*		*40-140*
Surrogate: 2-Bromonaphthalene	*109 %*		*40-140*
Surrogate: 2-Fluorobiphenyl	*106 %*		*40-140*
Surrogate: O-Terphenyl	*83 %*		*40-140*

ESS Laboratory
Division of Thielsch Engineering, Inc.

BAL Laboratory
The Microbiology Division of Thielsch Engineering, Inc.

CERTIFICATE OF ANALYSIS

Client Name: Lightship Engineering, LLC
Client Project ID: Former CL and P Work Center
Client Sample ID: LE-SB7-8-10
Date Sampled: 11/22/22 12:54
Percent Solids: 87
Initial Volume: 25.5g
Final Volume: 1ml
Extraction Method: 3546

ESS Laboratory Work Order: 22K0884
ESS Laboratory Sample ID: 22K0884-13
Sample Matrix: Soil
Units: mg/kg dry

Prepared: 11/23/22 17:45

MADEP-EPH Extractable Petroleum Hydrocarbons

Analyte	Results (MRL)	MDL	Method	Limit	DF	Analyst	Analyzed	Sequence	Batch
C9-C18 Aliphatics1	ND (16.8)		MADEP-EPH		1	MJV	12/01/22 13:18	D2K0524	DK22348
C19-C36 Aliphatics1	ND (16.8)		MADEP-EPH		1	MJV	12/01/22 13:18	D2K0524	DK22348
C11-C22 Unadjusted Aromatics1	**21.0** (16.8)		EPH8270		1	MJV	12/01/22 22:45	D2K0542	DK22348
C11-C22 Aromatics1,2	ND (16.8)		EPH8270			MJV	12/01/22 22:45		[CALC]
2-Methylnaphthalene	**0.42** (0.22)		EPH8270		1	MJV	12/01/22 22:45	D2K0542	DK22348
Acenaphthene	ND (0.45)		EPH8270		1	MJV	12/01/22 22:45	D2K0542	DK22348
Naphthalene	**0.65** (0.45)		EPH8270		1	MJV	12/01/22 22:45	D2K0542	DK22348
Phenanthrene	**1.58** (0.45)		EPH8270		1	MJV	12/01/22 22:45	D2K0542	DK22348
Acenaphthylene	ND (0.22)		EPH8270		1	MJV	12/01/22 22:45	D2K0542	DK22348
Anthracene	ND (0.45)		EPH8270		1	MJV	12/01/22 22:45	D2K0542	DK22348
Benzo(a)anthracene	ND (0.45)		EPH8270		1	MJV	12/01/22 22:45	D2K0542	DK22348
Benzo(a)pyrene	ND (0.45)		EPH8270		1	MJV	12/01/22 22:45	D2K0542	DK22348
Benzo(b)fluoranthene	ND (0.45)		EPH8270		1	MJV	12/01/22 22:45	D2K0542	DK22348
Benzo(g,h,i)perylene	ND (0.45)		EPH8270		1	MJV	12/01/22 22:45	D2K0542	DK22348
Benzo(k)fluoranthene	ND (0.45)		EPH8270		1	MJV	12/01/22 22:45	D2K0542	DK22348
Chrysene	ND (0.45)		EPH8270		1	MJV	12/01/22 22:45	D2K0542	DK22348
Dibenzo(a,h)Anthracene	ND (0.22)		EPH8270		1	MJV	12/01/22 22:45	D2K0542	DK22348
Fluoranthene	**1.01** (0.45)		EPH8270		1	MJV	12/01/22 22:45	D2K0542	DK22348
Fluorene	**0.49** (0.45)		EPH8270		1	MJV	12/01/22 22:45	D2K0542	DK22348
Indeno(1,2,3-cd)Pyrene	ND (0.45)		EPH8270		1	MJV	12/01/22 22:45	D2K0542	DK22348
Pyrene	**0.92** (0.45)		EPH8270		1	MJV	12/01/22 22:45	D2K0542	DK22348

	%Recovery	*Qualifier*	*Limits*
Surrogate: 1-Chlorooctadecane	*59 %*		*40-140*
Surrogate: 2-Bromonaphthalene	*110 %*		*40-140*
Surrogate: 2-Fluorobiphenyl	*108 %*		*40-140*
Surrogate: O-Terphenyl	*80 %*		*40-140*

ESS Laboratory
Division of Thielsch Engineering, Inc.

BAL Laboratory
The Microbiology Division of Thielsch Engineering, Inc.

CERTIFICATE OF ANALYSIS

Client Name: Lightship Engineering, LLC
Client Project ID: Former CL and P Work Center
Client Sample ID: LE-SB8-16-18
Date Sampled: 11/22/22 13:38
Percent Solids: 91
Initial Volume: 25.3g
Final Volume: 1ml
Extraction Method: 3546

ESS Laboratory Work Order: 22K0884
ESS Laboratory Sample ID: 22K0884-15
Sample Matrix: Soil
Units: mg/kg dry

Prepared: 11/23/22 17:45

MADEP-EPH Extractable Petroleum Hydrocarbons

Analyte	Results (MRL)	MDL	Method	Limit	DF	Analyst	Analyzed	Sequence	Batch
C9-C18 Aliphatics1	**98.3** (16.3)		MADEP-EPH		1	MJV	12/01/22 13:52	D2K0524	DK22348
C19-C36 Aliphatics1	**246** (16.3)		MADEP-EPH		1	MJV	12/01/22 13:52	D2K0524	DK22348
C11-C22 Unadjusted Aromatics1	**126** (16.3)		EPH8270		1	MJV	12/01/22 23:21	D2K0542	DK22348
C11-C22 Aromatics1,2	**123** (16.3)		EPH8270			MJV	12/01/22 23:21		[CALC]
2-Methylnaphthalene	ND (0.22)		EPH8270		1	MJV	12/01/22 23:21	D2K0542	DK22348
Acenaphthene	ND (0.43)		EPH8270		1	MJV	12/01/22 23:21	D2K0542	DK22348
Naphthalene	**0.50** (0.43)		EPH8270		1	MJV	12/01/22 23:21	D2K0542	DK22348
Phenanthrene	**0.44** (0.43)		EPH8270		1	MJV	12/01/22 23:21	D2K0542	DK22348
Acenaphthylene	ND (0.22)		EPH8270		1	MJV	12/01/22 23:21	D2K0542	DK22348
Anthracene	ND (0.43)		EPH8270		1	MJV	12/01/22 23:21	D2K0542	DK22348
Benzo(a)anthracene	ND (0.43)		EPH8270		1	MJV	12/01/22 23:21	D2K0542	DK22348
Benzo(a)pyrene	ND (0.43)		EPH8270		1	MJV	12/01/22 23:21	D2K0542	DK22348
Benzo(b)fluoranthene	ND (0.43)		EPH8270		1	MJV	12/01/22 23:21	D2K0542	DK22348
Benzo(g,h,i)perylene	ND (0.43)		EPH8270		1	MJV	12/01/22 23:21	D2K0542	DK22348
Benzo(k)fluoranthene	ND (0.43)		EPH8270		1	MJV	12/01/22 23:21	D2K0542	DK22348
Chrysene	ND (0.43)		EPH8270		1	MJV	12/01/22 23:21	D2K0542	DK22348
Dibenzo(a,h)Anthracene	ND (0.22)		EPH8270		1	MJV	12/01/22 23:21	D2K0542	DK22348
Fluoranthene	**0.57** (0.43)		EPH8270		1	MJV	12/01/22 23:21	D2K0542	DK22348
Fluorene	ND (0.43)		EPH8270		1	MJV	12/01/22 23:21	D2K0542	DK22348
Indeno(1,2,3-cd)Pyrene	ND (0.43)		EPH8270		1	MJV	12/01/22 23:21	D2K0542	DK22348
Pyrene	**0.67** (0.43)		EPH8270		1	MJV	12/01/22 23:21	D2K0542	DK22348

	%Recovery	*Qualifier*	*Limits*
Surrogate: 1-Chlorooctadecane	*69 %*		*40-140*
Surrogate: 2-Bromonaphthalene	*112 %*		*40-140*
Surrogate: 2-Fluorobiphenyl	*112 %*		*40-140*
Surrogate: O-Terphenyl	*84 %*		*40-140*

ESS Laboratory
Division of Thielsch Engineering, Inc.

BAL Laboratory
The Microbiology Division of Thielsch Engineering, Inc.

CERTIFICATE OF ANALYSIS

Client Name: Lightship Engineering, LLC
Client Project ID: Former CL and P Work Center
Client Sample ID: LE-SB9-10-12
Date Sampled: 11/22/22 13:48
Percent Solids: 90
Initial Volume: 25.2g
Final Volume: 1ml
Extraction Method: 3546

ESS Laboratory Work Order: 22K0884
ESS Laboratory Sample ID: 22K0884-17
Sample Matrix: Soil
Units: mg/kg dry

Prepared: 11/23/22 17:45

MADEP-EPH Extractable Petroleum Hydrocarbons

Analyte	Results (MRL)	MDL	Method	Limit	DF	Analyst	Analyzed	Sequence	Batch
C9-C18 Aliphatics1	ND (16.5)		MADEP-EPH		1	MJV	12/01/22 15:36	D2K0524	DK22348
C19-C36 Aliphatics1	ND (16.5)		MADEP-EPH		1	MJV	12/01/22 15:36	D2K0524	DK22348
C11-C22 Unadjusted Aromatics1	ND (16.5)		EPH8270		1	MJV	12/02/22 1:08	D2K0542	DK22348
C11-C22 Aromatics1,2	ND (16.5)		EPH8270			MJV	12/02/22 1:08		[CALC]
2-Methylnaphthalene	ND (0.22)		EPH8270		1	MJV	12/02/22 1:08	D2K0542	DK22348
Acenaphthene	ND (0.44)		EPH8270		1	MJV	12/02/22 1:08	D2K0542	DK22348
Naphthalene	ND (0.44)		EPH8270		1	MJV	12/02/22 1:08	D2K0542	DK22348
Phenanthrene	ND (0.44)		EPH8270		1	MJV	12/02/22 1:08	D2K0542	DK22348
Acenaphthylene	ND (0.22)		EPH8270		1	MJV	12/02/22 1:08	D2K0542	DK22348
Anthracene	ND (0.44)		EPH8270		1	MJV	12/02/22 1:08	D2K0542	DK22348
Benzo(a)anthracene	ND (0.44)		EPH8270		1	MJV	12/02/22 1:08	D2K0542	DK22348
Benzo(a)pyrene	ND (0.44)		EPH8270		1	MJV	12/02/22 1:08	D2K0542	DK22348
Benzo(b)fluoranthene	ND (0.44)		EPH8270		1	MJV	12/02/22 1:08	D2K0542	DK22348
Benzo(g,h,i)perylene	ND (0.44)		EPH8270		1	MJV	12/02/22 1:08	D2K0542	DK22348
Benzo(k)fluoranthene	ND (0.44)		EPH8270		1	MJV	12/02/22 1:08	D2K0542	DK22348
Chrysene	ND (0.44)		EPH8270		1	MJV	12/02/22 1:08	D2K0542	DK22348
Dibenzo(a,h)Anthracene	ND (0.22)		EPH8270		1	MJV	12/02/22 1:08	D2K0542	DK22348
Fluoranthene	ND (0.44)		EPH8270		1	MJV	12/02/22 1:08	D2K0542	DK22348
Fluorene	ND (0.44)		EPH8270		1	MJV	12/02/22 1:08	D2K0542	DK22348
Indeno(1,2,3-cd)Pyrene	ND (0.44)		EPH8270		1	MJV	12/02/22 1:08	D2K0542	DK22348
Pyrene	ND (0.44)		EPH8270		1	MJV	12/02/22 1:08	D2K0542	DK22348

	%Recovery	Qualifier	Limits
Surrogate: 1-Chlorooctadecane	*61 %*		*40-140*
Surrogate: 2-Bromonaphthalene	*102 %*		*40-140*
Surrogate: 2-Fluorobiphenyl	*99 %*		*40-140*
Surrogate: O-Terphenyl	*84 %*		*40-140*

ESS Laboratory
Division of Thielsch Engineering, Inc.

BAL Laboratory
The Microbiology Division of Thielsch Engineering, Inc.

CERTIFICATE OF ANALYSIS

Client Name: Lightship Engineering, LLC
Client Project ID: Former CL and P Work Center
Client Sample ID: LE-SB10-8-10
Date Sampled: 11/22/22 14:04
Percent Solids: 88
Initial Volume: 25.1g
Final Volume: 1ml
Extraction Method: 3546

ESS Laboratory Work Order: 22K0884
ESS Laboratory Sample ID: 22K0884-19
Sample Matrix: Soil
Units: mg/kg dry

Prepared: 11/23/22 17:45

MADEP-EPH Extractable Petroleum Hydrocarbons

Analyte	Results (MRL)	MDL	Method	Limit	DF	Analyst	Analyzed	Sequence	Batch
C9-C18 Aliphatics1	ND (16.9)		MADEP-EPH		1	MJV	12/01/22 16:11	D2K0524	DK22348
C19-C36 Aliphatics1	ND (16.9)		MADEP-EPH		1	MJV	12/01/22 16:11	D2K0524	DK22348
C11-C22 Unadjusted Aromatics1	ND (16.9)		EPH8270		1	MJV	12/02/22 1:44	D2K0542	DK22348
C11-C22 Aromatics1,2	ND (16.9)		EPH8270			MJV	12/02/22 1:44		[CALC]
2-Methylnaphthalene	ND (0.23)		EPH8270		1	MJV	12/02/22 1:44	D2K0542	DK22348
Acenaphthene	ND (0.45)		EPH8270		1	MJV	12/02/22 1:44	D2K0542	DK22348
Naphthalene	ND (0.45)		EPH8270		1	MJV	12/02/22 1:44	D2K0542	DK22348
Phenanthrene	ND (0.45)		EPH8270		1	MJV	12/02/22 1:44	D2K0542	DK22348
Acenaphthylene	ND (0.23)		EPH8270		1	MJV	12/02/22 1:44	D2K0542	DK22348
Anthracene	ND (0.45)		EPH8270		1	MJV	12/02/22 1:44	D2K0542	DK22348
Benzo(a)anthracene	ND (0.45)		EPH8270		1	MJV	12/02/22 1:44	D2K0542	DK22348
Benzo(a)pyrene	ND (0.45)		EPH8270		1	MJV	12/02/22 1:44	D2K0542	DK22348
Benzo(b)fluoranthene	ND (0.45)		EPH8270		1	MJV	12/02/22 1:44	D2K0542	DK22348
Benzo(g,h,i)perylene	ND (0.45)		EPH8270		1	MJV	12/02/22 1:44	D2K0542	DK22348
Benzo(k)fluoranthene	ND (0.45)		EPH8270		1	MJV	12/02/22 1:44	D2K0542	DK22348
Chrysene	ND (0.45)		EPH8270		1	MJV	12/02/22 1:44	D2K0542	DK22348
Dibenzo(a,h)Anthracene	ND (0.23)		EPH8270		1	MJV	12/02/22 1:44	D2K0542	DK22348
Fluoranthene	ND (0.45)		EPH8270		1	MJV	12/02/22 1:44	D2K0542	DK22348
Fluorene	ND (0.45)		EPH8270		1	MJV	12/02/22 1:44	D2K0542	DK22348
Indeno(1,2,3-cd)Pyrene	ND (0.45)		EPH8270		1	MJV	12/02/22 1:44	D2K0542	DK22348
Pyrene	ND (0.45)		EPH8270		1	MJV	12/02/22 1:44	D2K0542	DK22348

	%Recovery	Qualifier	Limits
Surrogate: 1-Chlorooctadecane	*63 %*		*40-140*
Surrogate: 2-Bromonaphthalene	*104 %*		*40-140*
Surrogate: 2-Fluorobiphenyl	*100 %*		*40-140*
Surrogate: O-Terphenyl	*84 %*		*40-140*

ESS Laboratory
Division of Thielsch Engineering, Inc.

BAL Laboratory
The Microbiology Division of Thielsch Engineering, Inc.

CERTIFICATE OF ANALYSIS

Client Name: Lightship Engineering, LLC
Client Project ID: Former CL and P Work Center

ESS Laboratory Work Order: 22K0884

Quality Control Data

Analyte	Result	MRL	Units	Spike Level	Source Result	%REC	%REC Limits	RPD	RPD Limit	Qualifier
1312/8270D Semi Volatile SPLP Compounds										
Batch DL20917 - 3510C										
Blank										
2-Methylnaphthalene	ND	0.00020	mg/L							
Acenaphthene	ND	0.00020	mg/L							
Acenaphthylene	ND	0.00020	mg/L							
Anthracene	ND	0.00020	mg/L							
Benzo(a)anthracene	ND	0.00005	mg/L							
Benzo(a)pyrene	ND	0.00005	mg/L							
Benzo(b)fluoranthene	ND	0.00005	mg/L							
Benzo(g,h,i)perylene	ND	0.00020	mg/L							
Benzo(k)fluoranthene	ND	0.00005	mg/L							
Chrysene	ND	0.00005	mg/L							
Dibenzo(a,h)Anthracene	ND	0.00005	mg/L							
Fluoranthene	ND	0.00020	mg/L							
Fluorene	ND	0.00020	mg/L							
Indeno(1,2,3-cd)Pyrene	ND	0.00005	mg/L							
Naphthalene	ND	0.00020	mg/L							
Phenanthrene	0.00006	0.00005	mg/L							
Pyrene	ND	0.00020	mg/L							
Surrogate: 1,2-Dichlorobenzene-d4	*0.00144*		mg/L	*0.002500*		*58*	*30-130*			
Surrogate: 2-Fluorobiphenyl	*0.00168*		mg/L	*0.002500*		*67*	*30-130*			
Surrogate: Nitrobenzene-d5	*0.00180*		mg/L	*0.002500*		*72*	*30-130*			
Surrogate: p-Terphenyl-d14	*0.00222*		mg/L	*0.002500*		*89*	*30-130*			
LCS										
2-Methylnaphthalene	0.00243	0.00020	mg/L	0.004000		61	40-140			
Acenaphthene	0.00275	0.00020	mg/L	0.004000		69	40-140			
Acenaphthylene	0.00281	0.00020	mg/L	0.004000		70	40-140			
Anthracene	0.00324	0.00020	mg/L	0.004000		81	40-140			
Benzo(a)anthracene	0.00342	0.00005	mg/L	0.004000		85	40-140			
Benzo(a)pyrene	0.00350	0.00005	mg/L	0.004000		88	40-140			
Benzo(b)fluoranthene	0.00322	0.00005	mg/L	0.004000		80	40-140			
Benzo(g,h,i)perylene	0.00399	0.00020	mg/L	0.004000		100	40-140			
Benzo(k)fluoranthene	0.00338	0.00005	mg/L	0.004000		84	40-140			
Chrysene	0.00351	0.00005	mg/L	0.004000		88	40-140			
Dibenzo(a,h)Anthracene	0.00377	0.00005	mg/L	0.004000		94	40-140			
Fluoranthene	0.00322	0.00020	mg/L	0.004000		80	40-140			
Fluorene	0.00319	0.00020	mg/L	0.004000		80	40-140			
Indeno(1,2,3-cd)Pyrene	0.00373	0.00005	mg/L	0.004000		93	40-140			
Naphthalene	0.00235	0.00020	mg/L	0.004000		59	40-140			
Phenanthrene	0.00321	0.00005	mg/L	0.004000		80	40-140			
Pyrene	0.00347	0.00020	mg/L	0.004000		87	40-140			
Surrogate: 1,2-Dichlorobenzene-d4	*0.00150*		mg/L	*0.002500*		*60*	*30-130*			
Surrogate: 2-Fluorobiphenyl	*0.00194*		mg/L	*0.002500*		*78*	*30-130*			
Surrogate: Nitrobenzene-d5	*0.00194*		mg/L	*0.002500*		*77*	*30-130*			
Surrogate: p-Terphenyl-d14	*0.00241*		mg/L	*0.002500*		*97*	*30-130*			
LCS Dup										

ESS Laboratory
Division of Thielsch Engineering, Inc.

BAL Laboratory
The Microbiology Division of Thielsch Engineering, Inc.

CERTIFICATE OF ANALYSIS

Client Name: Lightship Engineering, LLC
Client Project ID: Former CL and P Work Center

ESS Laboratory Work Order: 22K0884

Quality Control Data

Analyte	Result	MRL	Units	Spike Level	Source Result	%REC	%REC Limits	RPD	RPD Limit	Qualifier
1312/8270D Semi Volatile SPLP Compounds										
Batch DL20917 - 3510C										
2-Methylnaphthalene	0.00280	0.00020	mg/L	0.004000		70	40-140	14	20	
Acenaphthene	0.00298	0.00020	mg/L	0.004000		75	40-140	8	20	
Acenaphthylene	0.00303	0.00020	mg/L	0.004000		76	40-140	8	20	
Anthracene	0.00335	0.00020	mg/L	0.004000		84	40-140	3	20	
Benzo(a)anthracene	0.00362	0.00005	mg/L	0.004000		91	40-140	6	20	
Benzo(a)pyrene	0.00372	0.00005	mg/L	0.004000		93	40-140	6	20	
Benzo(b)fluoranthene	0.00341	0.00005	mg/L	0.004000		85	40-140	6	20	
Benzo(g,h,i)perylene	0.00418	0.00020	mg/L	0.004000		105	40-140	5	20	
Benzo(k)fluoranthene	0.00358	0.00005	mg/L	0.004000		90	40-140	6	20	
Chrysene	0.00371	0.00005	mg/L	0.004000		93	40-140	6	20	
Dibenzo(a,h)Anthracene	0.00398	0.00005	mg/L	0.004000		99	40-140	5	20	
Fluoranthene	0.00324	0.00020	mg/L	0.004000		81	40-140	0.6	20	
Fluorene	0.00340	0.00020	mg/L	0.004000		85	40-140	6	20	
Indeno(1,2,3-cd)Pyrene	0.00394	0.00005	mg/L	0.004000		98	40-140	5	20	
Naphthalene	0.00265	0.00020	mg/L	0.004000		66	40-140	12	20	
Phenanthrene	0.00336	0.00005	mg/L	0.004000		84	40-140	5	20	
Pyrene	0.00359	0.00020	mg/L	0.004000		90	40-140	3	20	
Surrogate: 1,2-Dichlorobenzene-d4	*0.00148*		mg/L	*0.002500*		*59*	*30-130*			
Surrogate: 2-Fluorobiphenyl	*0.00196*		mg/L	*0.002500*		*78*	*30-130*			
Surrogate: Nitrobenzene-d5	*0.00197*		mg/L	*0.002500*		*79*	*30-130*			
Surrogate: p-Terphenyl-d14	*0.00246*		mg/L	*0.002500*		*98*	*30-130*			
MADEP-EPH Extractable Petroleum Hydrocarbons										
Batch DK22348 - 3546										
Blank										
C19-C36 Aliphatics1	ND	15.0	mg/kg wet							
C9-C18 Aliphatics1	ND	15.0	mg/kg wet							
Surrogate: 1-Chlorooctadecane	*1.66*		mg/kg wet	*2.000*		*83*	*40-140*			
Blank										
2-Methylnaphthalene	ND	0.20	mg/kg wet							
Acenaphthene	ND	0.40	mg/kg wet							
Acenaphthylene	ND	0.20	mg/kg wet							
Anthracene	ND	0.40	mg/kg wet							
Benzo(a)anthracene	ND	0.40	mg/kg wet							
Benzo(a)pyrene	ND	0.40	mg/kg wet							
Benzo(b)fluoranthene	ND	0.40	mg/kg wet							
Benzo(g,h,i)perylene	ND	0.40	mg/kg wet							
Benzo(k)fluoranthene	ND	0.40	mg/kg wet							
C11-C22 Unadjusted Aromatics1	ND	15.0	mg/kg wet							
Chrysene	ND	0.40	mg/kg wet							
Dibenzo(a,h)Anthracene	ND	0.20	mg/kg wet							
Fluoranthene	ND	0.40	mg/kg wet							
Fluorene	ND	0.40	mg/kg wet							
Indeno(1,2,3-cd)Pyrene	ND	0.40	mg/kg wet							

ESS Laboratory
Division of Thielsch Engineering, Inc.

BAL Laboratory
The Microbiology Division of Thielsch Engineering, Inc.

CERTIFICATE OF ANALYSIS

Client Name: Lightship Engineering, LLC
Client Project ID: Former CL and P Work Center

ESS Laboratory Work Order: 22K0884

Quality Control Data

Analyte	Result	MRL	Units	Spike Level	Source Result	%REC	%REC Limits	RPD	RPD Limit	Qualifier
MADEP-EPH Extractable Petroleum Hydrocarbons										
Batch DK22348 - 3546										
Naphthalene	ND	0.40	mg/kg wet							
Phenanthrene	ND	0.40	mg/kg wet							
Pyrene	ND	0.40	mg/kg wet							
Surrogate: 2-Bromonaphthalene	*1.92*		mg/kg wet	*2.000*		*96*	*40-140*			
Surrogate: 2-Fluorobiphenyl	*1.85*		mg/kg wet	*2.000*		*93*	*40-140*			
Surrogate: O-Terphenyl	*1.94*		mg/kg wet	*2.000*		*97*	*40-140*			
LCS										
C19-C36 Aliphatics1	14.0	15.0	mg/kg wet	16.00		88	40-140			
C9-C18 Aliphatics1	8.4	15.0	mg/kg wet	12.00		70	40-140			
Surrogate: 1-Chlorooctadecane	*1.58*		mg/kg wet	*2.000*		*79*	*40-140*			
LCS										
2-Methylnaphthalene	1.40	0.20	mg/kg wet	2.000		70	40-140			
Acenaphthene	1.52	0.40	mg/kg wet	2.000		76	40-140			
Acenaphthylene	1.41	0.20	mg/kg wet	2.000		70	40-140			
Anthracene	1.64	0.40	mg/kg wet	2.000		82	40-140			
Benzo(a)anthracene	1.74	0.40	mg/kg wet	2.000		87	40-140			
Benzo(a)pyrene	1.62	0.40	mg/kg wet	2.000		81	40-140			
Benzo(b)fluoranthene	1.71	0.40	mg/kg wet	2.000		86	40-140			
Benzo(g,h,i)perylene	1.46	0.40	mg/kg wet	2.000		73	40-140			
Benzo(k)fluoranthene	1.73	0.40	mg/kg wet	2.000		87	40-140			
C11-C22 Unadjusted Aromatics1	26.3	15.0	mg/kg wet	34.00		77	40-140			
Chrysene	1.63	0.40	mg/kg wet	2.000		81	40-140			
Dibenzo(a,h)Anthracene	1.55	0.20	mg/kg wet	2.000		78	40-140			
Fluoranthene	1.67	0.40	mg/kg wet	2.000		83	40-140			
Fluorene	1.57	0.40	mg/kg wet	2.000		79	40-140			
Indeno(1,2,3-cd)Pyrene	1.34	0.40	mg/kg wet	2.000		67	40-140			
Naphthalene	1.37	0.40	mg/kg wet	2.000		68	40-140			
Phenanthrene	1.65	0.40	mg/kg wet	2.000		83	40-140			
Pyrene	1.66	0.40	mg/kg wet	2.000		83	40-140			
Surrogate: 2-Bromonaphthalene	*1.92*		mg/kg wet	*2.000*		*96*	*40-140*			
Surrogate: 2-Fluorobiphenyl	*1.86*		mg/kg wet	*2.000*		*93*	*40-140*			
Surrogate: O-Terphenyl	*1.93*		mg/kg wet	*2.000*		*96*	*40-140*			
LCS										
2-Methylnaphthalene Breakthrough	0.0		%				0-5			
Naphthalene Breakthrough	0.0		%				0-5			
LCS Dup										
C19-C36 Aliphatics1	12.9	15.0	mg/kg wet	16.00		80	40-140	9	25	
C9-C18 Aliphatics1	7.6	15.0	mg/kg wet	12.00		64	40-140	9	25	
Surrogate: 1-Chlorooctadecane	*1.43*		mg/kg wet	*2.000*		*71*	*40-140*			
LCS Dup										
2-Methylnaphthalene	1.37	0.20	mg/kg wet	2.000		68	40-140	2	30	
Acenaphthene	1.52	0.40	mg/kg wet	2.000		76	40-140	0.03	30	
Acenaphthylene	1.38	0.20	mg/kg wet	2.000		69	40-140	2	30	

ESS Laboratory
Division of Thielsch Engineering, Inc.

BAL Laboratory
The Microbiology Division of Thielsch Engineering, Inc.

CERTIFICATE OF ANALYSIS

Client Name: Lightship Engineering, LLC
Client Project ID: Former CL and P Work Center

ESS Laboratory Work Order: 22K0884

Quality Control Data

Analyte	Result	MRL	Units	Spike Level	Source Result	%REC	%REC Limits	RPD	RPD Limit	Qualifier
MADEP-EPH Extractable Petroleum Hydrocarbons										
Batch DK22348 - 3546										
Anthracene	1.62	0.40	mg/kg wet	2.000		81	40-140	1	30	
Benzo(a)anthracene	1.73	0.40	mg/kg wet	2.000		87	40-140	0.2	30	
Benzo(a)pyrene	1.60	0.40	mg/kg wet	2.000		80	40-140	0.9	30	
Benzo(b)fluoranthene	1.72	0.40	mg/kg wet	2.000		86	40-140	0.6	30	
Benzo(g,h,i)perylene	1.47	0.40	mg/kg wet	2.000		73	40-140	0.1	30	
Benzo(k)fluoranthene	1.73	0.40	mg/kg wet	2.000		86	40-140	0.3	30	
C11-C22 Unadjusted Aromatics1	26.2	15.0	mg/kg wet	34.00		77	40-140	0.5	25	
Chrysene	1.61	0.40	mg/kg wet	2.000		80	40-140	1	30	
Dibenzo(a,h)Anthracene	1.54	0.20	mg/kg wet	2.000		77	40-140	0.6	30	
Fluoranthene	1.65	0.40	mg/kg wet	2.000		83	40-140	1	30	
Fluorene	1.56	0.40	mg/kg wet	2.000		78	40-140	0.6	30	
Indeno(1,2,3-cd)Pyrene	1.34	0.40	mg/kg wet	2.000		67	40-140	0.4	30	
Naphthalene	1.32	0.40	mg/kg wet	2.000		66	40-140	4	30	
Phenanthrene	1.64	0.40	mg/kg wet	2.000		82	40-140	1	30	
Pyrene	1.66	0.40	mg/kg wet	2.000		83	40-140	0.4	30	
Surrogate: 2-Bromonaphthalene	*1.96*		mg/kg wet	*2.000*		*98*	*40-140*			
Surrogate: 2-Fluorobiphenyl	*1.92*		mg/kg wet	*2.000*		*96*	*40-140*			
Surrogate: O-Terphenyl	*1.95*		mg/kg wet	*2.000*		*97*	*40-140*			
LCS Dup										
2-Methylnaphthalene Breakthrough	0.0		%				0-5		200	
Naphthalene Breakthrough	0.0		%				0-5		200	

ESS Laboratory
Division of Thielsch Engineering, Inc.

BAL Laboratory
The Microbiology Division of Thielsch Engineering, Inc.

CERTIFICATE OF ANALYSIS

Client Name: Lightship Engineering, LLC
Client Project ID: Former CL and P Work Center ESS Laboratory Work Order: 22K0884

Notes and Definitions

Z18	Temperature is not within 23 +/-2 ºC.
U	Analyte included in the analysis, but not detected
RW	Reduced weight used for TCLP/SPLP Extraction.
EL	Elevated Method Reporting Limits due to sample matrix (EL).
D	Diluted.
CD+	Continuing Calibration %Diff/Drift is above control limit (CD+).
B	Present in Method Blank (B).
ND	Analyte NOT DETECTED at or above the MRL (LOQ), LOD for DoD Reports, MDL for J-Flagged Analytes
dry	Sample results reported on a dry weight basis
RPD	Relative Percent Difference
MDL	Method Detection Limit
MRL	Method Reporting Limit
LOD	Limit of Detection
LOQ	Limit of Quantitation
DL	Detection Limit
I/V	Initial Volume
F/V	Final Volume
§	Subcontracted analysis; see attached report
1	Range result excludes concentrations of surrogates and/or internal standards eluting in that range.
2	Range result excludes concentrations of target analytes eluting in that range.
3	Range result excludes the concentration of the C9-C10 aromatic range.
Avg	Results reported as a mathematical average.
NR	No Recovery
[CALC]	Calculated Analyte
SUB	Subcontracted analysis; see attached report
RL	Reporting Limit
EDL	Estimated Detection Limit
MF	Membrane Filtration
MPN	Most Probable Number
TNTC	Too numerous to Count
CFU	Colony Forming Units

ESS Laboratory
Division of Thielsch Engineering, Inc.

BAL Laboratory
The Microbiology Division of Thielsch Engineering, Inc.

CERTIFICATE OF ANALYSIS

Client Name: Lightship Engineering, LLC
Client Project ID: Former CL and P Work Center

ESS Laboratory Work Order: 22K0884

ESS LABORATORY CERTIFICATIONS AND ACCREDITATIONS

ENVIRONMENTAL

Rhode Island Potable and Non Potable Water: LAI00179
http://www.health.ri.gov/find/labs/analytical/ESS.pdf

Connecticut Potable and Non Potable Water, Solid and Hazardous Waste: PH-0750
http://www.ct.gov/dph/lib/dph/environmental_health/environmental_laboratories/pdf/OutofStateCommercialLaboratories.pdf

Maine Potable and Non Potable Water, and Solid and Hazardous Waste: RI00002
http://www.maine.gov/dhhs/mecdc/environmental-health/dwp/partners/labCert.shtml

Massachusetts Potable and Non Potable Water: M-RI002
http://public.dep.state.ma.us/Labcert/Labcert.aspx

New Hampshire (NELAP accredited) Potable and Non Potable Water, Solid and Hazardous Waste: 2424
http://des.nh.gov/organization/divisions/water/dwgb/nhelap/index.htm

New York (NELAP accredited) Non Potable Water, Solid and Hazardous Waste: 11313
http://www.wadsworth.org/labcert/elap/comm.html

New Jersey (NELAP accredited) Non Potable Water, Solid and Hazardous Waste: RI006
http://datamine2.state.nj.us/DEP_OPRA/OpraMain/pi_main?mode=pi_by_site&sort_order=PI_NAMEA&Select+a+Site:=58715

Pennsylvania: 68-01752
http://www.dep.pa.gov/Business/OtherPrograms/Labs/Pages/Laboratory-Accreditation-Program.aspx

ESS Laboratory Sample and Cooler Receipt Checklist

Client: Lightship Engineering, LLC - AAK

Shipped/Delivered Via: ESS Courier

ESS Project ID: 22K0884
Date Received: 11/23/2022
Project Due Date: 12/2/2022
Days for Project: 5 Day

1. Air bill manifest present? No
   Air No.: NA
2. Were custody seals present? No
3. Is radiation count <100 CPM? Yes
4. Is a Cooler Present? Yes
   Temp: 0.9 Iced with: Ice
5. Was COC signed and dated by client? Yes
6. Does COC match bottles? Yes
7. Is COC complete and correct? Yes
8. Were samples received intact? Yes
9. **Were labs informed about short holds & rushes?** Yes / No / NA
10. Were any analyses received outside of hold time? Yes / No

11. Any Subcontracting needed? Yes / No
    ESS Sample IDs:
    Analysis:
    TAT:
12. Were VOAs received? Yes / No
    a. Air bubbles in aqueous VOAs? Yes / No
    b. Does methanol cover soil completely? Yes / No / NA
13. Are the samples properly preserved? Yes / No
    a. If metals preserved upon receipt: Date: Time: By/Acid Lot#:
    b. Low Level VOA vials frozen: Date: Time: By:

Sample Receiving Notes:

14. Was there a need to contact Project Manager? Yes / No
    a. Was there a need to contact the client? Yes / No
    Who was contacted? Date: Time: By:

Resolution:

Sample Number	Container ID	Proper Container	Air Bubbles Present	Sufficient Volume	Container Type	Preservative	Record pH (Cyanide and 608 Pesticides)
1	369853	Yes	N/A	Yes	4 oz. Jar	NP	
2	369854	Yes	N/A	Yes	4 oz. Jar	NP	
3	369855	Yes	N/A	Yes	4 oz. Jar	NP	
4	369856	Yes	N/A	Yes	4 oz. Jar	NP	
5	369857	Yes	N/A	Yes	4 oz. Jar	NP	
6	369858	Yes	N/A	Yes	4 oz. Jar	NP	
7	369859	Yes	N/A	Yes	4 oz. Jar	NP	
8	369860	Yes	N/A	Yes	4 oz. Jar	NP	
9	369861	Yes	N/A	Yes	4 oz. Jar	NP	
10	369862	Yes	N/A	Yes	4 oz. Jar	NP	
11	369863	Yes	N/A	Yes	4 oz. Jar	NP	
12	369864	Yes	N/A	Yes	4 oz. Jar	NP	
13	369865	Yes	N/A	Yes	4 oz. Jar	NP	
14	369866	Yes	N/A	Yes	4 oz. Jar	NP	
15	369867	Yes	N/A	Yes	4 oz. Jar	NP	
16	369868	Yes	N/A	Yes	4 oz. Jar	NP	
17	369869	Yes	N/A	Yes	4 oz. Jar	NP	

ESS Laboratory Sample and Cooler Receipt Checklist

Client: Lightship Engineering, LLC - AAK

ESS Project ID: 22K0884
Date Received: 11/23/2022

18	369870	Yes	N/A	Yes	4 oz. Jar	NP
19	369871	Yes	N/A	Yes	4 oz. Jar	NP
20	369872	Yes	N/A	Yes	4 oz. Jar	NP

2nd Review

Were all containers scanned into storage/lab? Initials TD

Are barcode labels on correct containers? Yes / No

Are all Flashpoint stickers attached/container ID # circled? Yes / No / NA

Are all Hex Chrome stickers attached? Yes / No / NA

Are all QC stickers attached? Yes / No / NA

Are VOA stickers attached if bubbles noted? Yes / No / NA

Completed By: Tanya Davis Date & Time: 11/23/22 1609.

Reviewed By: Date & Time: 11/23/22 1708

ESS LABORATORY
185 Frances Avenue
Cranston, RI 02921
Phone: 401-461-7181
Fax: 401-461-4486
www.esslaboratory.com

CHAIN OF CUSTODY

ESS Lab # 226884 Page 3 of 5

Turn Time: ☐ >5 ☐ 5 ☐ 4 ☐ 3 ☐ 2 ☐ 1 ☐ Same Day
Regulatory State: Connecticut Criteria: ~~Limit Checker~~
Is this project for any of the following?: ☑ CT RCP ☐ MA MCP ☐ RGP ☐ Permit ☐ 401 WQ

ELECTRONIC DELIVERABLES (Final Reports are PDF): ☑ Limit Checker ☐ State Forms ☐ EQuIS ☑ Excel ☐ Hard Copy ☐ Enviro Data ☐ CLP-Like Package ☐ Other (Specify) →

CLIENT INFORMATION

Client: Lightship Engineering
Address: 39 Industrial Park Rd, Plymouth, MA 02360
Phone: 508-830-3344
Email Distribution List: kparadise@lightshipengineering.com, blasky@lightshipengineering.com, mduclos@lightshipengineering.com

PROJECT INFORMATION

Project Name: Former CL&P Work Center
Project Location: Enfield, CT
Project Number: 500.101.2
Project Manager: Kevin Paradise
Bill to: Eversource c/o Jonathan Reich
PO#: EVERSOURCE PO
Quote#:

Client acknowledges that sampling is compliant with all EPA / State regulatory programs

REQUESTED ANALYSES

ESS Lab ID	Collection Date	Collection Time	Sample Type	Sample Matrix	Sample ID	EPH	PAHs	SPLP PAHs	Hold - IA	Extract and hold SPLP PAH										Total Number of Bottles
1	11/22/22	1055	Grab	Soil	LE-SB1 - 6/8	X	X	X												1
2	11/22/22	1109	Grab	Soil	LE-SB1-14/16	X	X	X		X										1
3	11/22/22	1122	Grab	Soil	LE-SB2-8/10	X	X	X												1
4	11/22/22	1127	Grab	Soil	LE-SB2-14/16	X	X	X												1
5	11/22/22	1144	Grab	Soil	LE-SB3 - 12/14	X	X	X												1
6	11/22/22	1146	Grab	Soil	LE-SB3 - 14/16	X	X	X	X											1
7	11/22/22	1153	Grab	Soil	LE-SB4 - 4/6	X	X	X												1
8	11/22/22	1205	Grab	Soil	LE-SB4 - 14/16	X	X	X		X										1
9	11/22/22	1214	Grab	Soil	LE-SB5 - 8/10	X	X	X												1
10	11/22/22	1220	Grab	Soil	LE-SB5 - 14/16	X	X	X	X											1
Container Type: AC-Air Cassette AG-Amber Glass B-BOD Bottle C-Cubitainer J-Jar O-Other P-Poly S-Sterile V-Vial						AG	AG	AG												
Container Volume: 1-100 mL 2-2.5 gal 3-250 mL 4-300 mL 5-500 mL 6-1L 7-VOA 8-2 oz 9-4 oz 10-8 oz 11-Other*						9	9	9												10
Preservation Code: 1-Non Preserved 2-HCl 3-H2SO4 4-HNO3 5-NaOH 6-Methanol 7-Na2S2O3 8-ZnAce, NaOH 9-NH4Cl 10-DI H2O 11-Other*						1	1	1												

ML -

Sampled by : Ben Lasky

Chain needs to be filled out neatly and completely for on time delivery.

Laboratory Use Only
Cooler Temperature (°C): 0.9 1e

Comments: * Please specify "Other" preservative and containers types in this space
Please Hold SPLP PAHs
RUN SPLP PAH - 01, 03, 04, 07
EXTRACT and HOLD SPLP PAH

All samples submitted are subject to ESS Laboratory's payment terms and conditions.

Dissolved Filtration: ☐ Lab Filter

Relinquished by (Signature)	Date	Time	Received by (Signature)	Relinquished by (Signature)	Date	Time	Received by (Signature)
Ben Lasky	11-23-22	1128			11/23/22	13:25	Taylor Davis
Relinquished by (Signature)	Date	Time	Received by (Signature)	Relinquished by (Signature)	Date	Time	Received by (Signature)

ESS LABORATORY
185 Frances Avenue
Cranston, RI 02921
Phone: 401-461-7181
Fax: 401-461-4486
www.esslaboratory.com

CHAIN OF CUSTODY

ESS Lab # 22160884 Page 4 of 5

Turn Time ☐ >5 ☐ 5 ☐ 4 ☐ 3 ☐ 2 ☐ 1 ☐ Same Day
Regulatory State: Connecticut Criteria: ~~Limit Checker~~
Is this project for any of the following?: ☑ CT RCP ☐ MA MCP ☐ RGP ☐ Permit ☐ 401 WQ

ELECTRONIC DELIVERABLES (Final Reports are PDF)
☑ Limit Checker ☐ State Forms ☐ EQuIS
☑ Excel ☐ Hard Copy ☐ Enviro Data
☐ CLP-Like Package ☐ Other (Specify) →

CLIENT INFORMATION

Client: Lightship Engineering
Address: 39 Industrial Park Rd
Plymouth, MA 02360
Phone: 508-830-3344
Email Distribution List: kparadise@lightshipengineering.com
blasky@lightshipengineering.com
mduclos@lightshipengineering.com

PROJECT INFORMATION

Project Name: Former CL&P Work Center
Project Location: Enfield, CT
Project Number: 500.101.2
Project Manager: Kevin Paradise
Bill to: Eversource c/o Jonathan Reich
PO#: EVERSOURCE PO
Quote#:

Client acknowledges that sampling is compliant with all EPA / State regulatory programs

REQUESTED ANALYSES

ESS Lab ID	Collection Date	Collection Time	Sample Type	Sample Matrix	Sample ID	EPH	PAHs	SPLP PAHs	Hold - IA													Total Number of Bottles
11	11/22/22	1232	Grab	Soil	LE-SB6 - 8/10	X	X	X														1
12	11/22/22	1238	Grab	Soil	LE-SB6 - 14/16	X	X	X	X													1
13	11/22/22	1254	Grab	Soil	ML LE-SB7 - 8/10	X	X	X														1
14	11/22/22	1258	Grab	Soil	LE-SB7 - 12/14	X	X	X	X													1
15	11/22/22	1338	Grab	Soil	LE-SB8 - 16/18	X	X	X														1
16	11/22/22	1340	Grab	Soil	LE-SB8 - 18/20	X	X	X	X													1
17	11/22/22	1348	Grab	Soil	LE-SB9 - 10/12	X	X	X														1
18	11/22/22	1355	Grab	Soil	LE-SB9 - 14/16	X	X	X	X													1
19	11/22/22	1404	Grab	Soil	LE-SB10 - 8/10	X	X	X														1
20	11/22/22	1415	Grab	Soil	LE-SB10 - 14/16	X	X	X	X													1
Container Type: AC-Air Cassette AG-Amber Glass B-BOD Bottle C-Cubitainer J-Jar O-Other P-Poly S-Sterile V-Vial						AG	AG	AG														10
Container Volume: 1-100 mL 2-2.5 gal 3-250 mL 4-300 mL 5-500 mL 6-1L 7-VOA 8-2 oz 9-4 oz 10-8 oz 11-Other*						9	9	9														
Preservation Code: 1-Non Preserved 2-HCl 3-H2SO4 4-HNO3 5-NaOH 6-Methanol 7-Na2S2O3 8-ZnAce, NaOH 9-NH4Cl 10-DI H2O 11-Other*						1	1	1														

Sampled by : Ben Lasky

Chain needs to be filled out neatly and completely for on time delivery.

Laboratory Use Only
Cooler Temperature (°C): 0.9 1cu

Comments: * Please specify "Other" preservative and containers types in this space
Please Hold SPLP PAHs

All samples submitted are subject to ESS Laboratory's payment terms and conditions.

Dissolved Filtration ☐ Lab Filter

Relinquished by (Signature)	Date	Time	Received by (Signature)	Relinquished by (Signature)	Date	Time	Received by (Signature)
Ben Lasky /BSZ	11-23-22	1128			11/23/22	15:25	
Relinquished by (Signature)	Date	Time	Received by (Signature)	Relinquished by (Signature)	Date	Time	Received by (Signature)

ESS Laboratory
Division of Thielsch Engineering, Inc.

BAL Laboratory
The Microbiology Division of Thielsch Engineering, Inc.

CERTIFICATE OF ANALYSIS

Kevin Paradise
Lightship Engineering, LLC
39 Industrial Park Road, Unit C
Plymouth, MA 02360-4868

RE: Enfield CT (500.101.2)
ESS Laboratory Work Order Number: 23J0203

This signed Certificate of Analysis is our approved release of your analytical results. These results are only representative of sample aliquots received at the laboratory. ESS Laboratory expects its clients to follow all regulatory sampling guidelines. Beginning with this page, the entire report has been paginated. This report should not be copied except in full without the approval of the laboratory. Samples will be disposed of thirty days after the final report has been delivered. If you have any questions or concerns, please feel free to call our Customer Service Department.

Laurel Stoddard
Laboratory Director

REVIEWED
By ESS Laboratory at 7:35 pm, Oct 16, 2023

Analytical Summary
The project as described above has been analyzed in accordance with the ESS Quality Assurance Plan. This plan utilizes the following methodologies: US EPA SW-846, US EPA Methods for Chemical Analysis of Water and Wastes per 40 CFR Part 136, APHA Standard Methods for the Examination of Water and Wastewater, American Society for Testing and Materials (ASTM), and other recognized methodologies. The analyses with these noted observations are in conformance to the Quality Assurance Plan. In chromatographic analysis, manual integration is frequently used instead of automated integration because it produces more accurate results.

The test results present in this report are in compliance with TNI and relative state standards, and/or client Quality Assurance Project Plans (QAPP). The laboratory has reviewed the following: Sample Preservations, Hold Times, Initial Calibrations, Continuing Calibrations, Method Blanks, Blank Spikes, Blank Spike Duplicates, Duplicates, Matrix Spikes, Matrix Spike Duplicates, Surrogates and Internal Standards. Any results which were found to be outside of the recommended ranges stated in our SOPs will be noted in the Project Narrative.

ESS Laboratory
Division of Thielsch Engineering, Inc.

BAL Laboratory
The Microbiology Division of Thielsch Engineering, Inc.

CERTIFICATE OF ANALYSIS

Client Name: Lightship Engineering, LLC
Client Project ID: Enfield CT

ESS Laboratory Work Order: 23J0203

SAMPLE RECEIPT

The following samples were received on October 06, 2023 for the analyses specified on the enclosed Chain of Custody Record.

To achieve Reasonable Confidence Protocols (RCP) compliance for Connecticut data, ESS Laboratory has reviewed all QA/QC Requirements and Performance Standards listed in each method. Holding times and preservation have also been reviewed. All RCP requirements have been performed and achieved unless noted in the project narrative.

Question 5: **Each method has been set-up in the laboratory to reach required RCP standards. The methods for aqueous VOA and Soil Methanol VOA have known limitations for certain analytes (ie for GWPC samples, 1,2-Dibromoethane regulatory levels will not be met by VOA 8260. If this is a contaminant of concern Method 8011 will need to be used.). The regulatory standards may not be achieved due to these limitations. In addition, for all methods, matrix interferences, dilutions, and %Solids may elevate method reporting limits above regulatory standards. ESS Laboratory can provide, upon request, a Data Checker (regulatory standard comparison spreadsheet) electronic deliverable which will highlight these exceedances.**

Question 6: All samples for SVOC were analyzed for a subset of the required RCP list per the client's request.

Lab Number	Sample Name	Matrix	Analysis
23J0203-01	RW-3	Ground Water	6010C, 6020A, 7010, 7470A, 8260B, 8270D SIM PAH
23J0203-02	RW-4	Ground Water	6010C, 6020A, 7010, 7470A, 8260B, 8270D SIM PAH
23J0203-03	RW-5	Ground Water	6010C, 6020A, 7010, 7470A, 8260B, 8270D SIM PAH
23J0203-04	MW-9	Ground Water	6010C, 6020A, 7010, 7470A, 8260B, 8270D SIM PAH
23J0203-05	MW-12	Ground Water	6010C, 6020A, 7010, 7470A, 8260B, 8270D SIM PAH
23J0203-06	MW-13	Ground Water	6010C, 6020A, 7010, 7470A, 8260B, 8270D SIM PAH

ESS Laboratory
Division of Thielsch Engineering, Inc.

BAL Laboratory
The Microbiology Division of Thielsch Engineering, Inc.

CERTIFICATE OF ANALYSIS

Client Name: Lightship Engineering, LLC
Client Project ID: Enfield CT ESS Laboratory Work Order: 23J0203

PROJECT NARRATIVE

8270D(SIM) Polynuclear Aromatic Hydrocarbons

D3J0214-CCV1 **Continuing Calibration %Diff/Drift is above control limit (CD+).**
Benzo(a)pyrene (21% @ 20%)

DJ31203-BSD1 **Relative percent difference for duplicate is outside of criteria (D+).**
Chrysene (24% @ 20%), Pyrene (27% @ 20%)

Total Metals

DJ31017-BSD1 **Blank Spike recovery is above upper control limit (B+).**
Mercury (136% @ 80-120%)

DJ31017-BSD1 **Relative percent difference for duplicate is outside of criteria (D+).**
Mercury (31% @ 20%)

No other observations noted.

End of Project Narrative.

DATA USABILITY LINKS

To ensure you are viewing the most current version of the documents below, please clear your internet cookies for www.ESSLaboratory.com. Consult your IT Support personnel for information on how to clear your internet cookies.

Definitions of Quality Control Parameters

Semivolatile Organics Internal Standard Information

Semivolatile Organics Surrogate Information

Volatile Organics Internal Standard Information

Volatile Organics Surrogate Information

EPH and VPH Alkane Lists

ESS Laboratory
Division of Thielsch Engineering, Inc.

BAL Laboratory
The Microbiology Division of Thielsch Engineering, Inc.

CERTIFICATE OF ANALYSIS

Client Name: Lightship Engineering, LLC
Client Project ID: Enfield CT

ESS Laboratory Work Order: 23J0203

CURRENT SW-846 METHODOLOGY VERSIONS

Analytical Methods

1010A - Flashpoint
6010C - ICP
6020A - ICP MS
7010 - Graphite Furnace
7196A - Hexavalent Chromium
7470A - Aqueous Mercury
7471B - Solid Mercury
8011 - EDB/DBCP/TCP
8015C - GRO/DRO
8081B - Pesticides
8082A - PCB
8100M - TPH
8151A - Herbicides
8260B - VOA
8270D - SVOA
8270D SIM - SVOA Low Level
9014 - Cyanide
9038 - Sulfate
9040C - Aqueous pH
9045D - Solid pH (Corrosivity)
9050A - Specific Conductance
9056A - Anions (IC)
9060A - TOC
9095B - Paint Filter
MADEP 04-1.1 - EPH
MADEP 18-2.1 - VPH

Prep Methods

3005A - Aqueous ICP Digestion
3020A - Aqueous Graphite Furnace / ICP MS Digestion
3050B - Solid ICP / Graphite Furnace / ICP MS Digestion
3060A - Solid Hexavalent Chromium Digestion
3510C - Separatory Funnel Extraction
3520C - Liquid / Liquid Extraction
3540C - Manual Soxhlet Extraction
3541 - Automated Soxhlet Extraction
3546 - Microwave Extraction
3580A - Waste Dilution
5030B - Aqueous Purge and Trap
5030C - Aqueous Purge and Trap
5035A - Solid Purge and Trap

SW846 Reactivity Methods 7.3.3.2 (Reactive Cyanide) and 7.3.4.1 (Reactive Sulfide) have been withdrawn by EPA. These methods are reported per client request and are not NELAP accredited.

ESS Laboratory
Division of Thielsch Engineering, Inc.

BAL Laboratory
The Microbiology Division of Thielsch Engineering, Inc.

CERTIFICATE OF ANALYSIS

Client Name: Lightship Engineering, LLC
Client Project ID: Enfield CT

ESS Laboratory Work Order: 23J0203

Laboratory Analysis
QA/QC Certification Form

Project Number: **500.101.2**
Sampling Date(s): **10/5/2023**
Laboratory Sample ID(s): **23J0203-01 through 23J0203-06**

List RCP Methods Used	(X) 8260B	( ) 8151A	( ) ETPH	(X) 6010B	(X) 7470A/1A
Other: _____	(X) 8270C	( ) 8081A	( ) VPH	(X) 6020	( ) 9014M
_____	( ) 8082	( ) 8021B	( ) EPH	(X) 7000 S	( ) 7196A

1	For each analytical method referenced in this laboratory report package, were all specified QA/QC performance criteria followed, including the requirement to explain any criteria failing outside of acceptable guidelines, as specified in the CTDEP method-specific Reasonable Confidence Protocol documents?	Yes (X) No ( )
1A	Were the method specified preservation and holding time requirements met?	Yes (X) No ( )
1B	***VPH and EPH Methods only:*** Was the VPH or EPH method conducted without significant modifications (see Section 11.3 of respective RCP methods)?	Yes ( ) No ( ) N/A (X)
2	Were all samples received by the laboratory in a condition consistent with that described on the associated chain-of-custody document(s)?	Yes (X) No ( )
3	Were samples received at an appropriate temperature (<6º Cº)?	Yes (X) No ( ) N/A ( )
4	Were all QA/QC performance criteria specified in the CTDEP Reasonable Confidence Protocol documents achieved?	Yes ( ) No (X)
5	a) Were reporting limits specified or referenced on the chain-of-custody? b) Were these reporting limits met?	Yes (X) No ( ) Yes (X) No ( )
6	For each analytical method referenced in this laboratory report package, were results reported for all constituents identified in the method-specific analyte lists presented in the Reasonable Confidence Protocol documents?	Yes ( ) No (X)
7	Are project-specific matrix spikes and laboratory duplicates included in this data set?	Yes ( ) No (X)

Notes: For all questions to which the response was "No" (with the exception of question #7), additional information must be provided in an attached narrative. If the answer to question #1, #1A or #1B is "No", the data package does not meet the requirements for "Reasonable Confidence." This form may not be altered and all questions must be answered.

I, the undersigned, attest under the pains and penalties of perjury that, to the best of my knowledge and belief and based upon my personal inquiry of those responsible for providing the information contained in this analytical report, such information is accurate and complete.

Authorized Signature:  Position: Laboratory Director

Printed Name: Laurel Stoddard Date: October 16, 2023

Name of Laboratory: ESS Laboratory

ESS Laboratory
Division of Thielsch Engineering, Inc.

BAL Laboratory
The Microbiology Division of Thielsch Engineering, Inc.

CERTIFICATE OF ANALYSIS

Client Name: Lightship Engineering, LLC
Client Project ID: Enfield CT

ESS Laboratory Work Order: 23J0203

ESS Laboratory
Division of Thielsch Engineering, Inc.

BAL Laboratory
The Microbiology Division of Thielsch Engineering, Inc.

CERTIFICATE OF ANALYSIS

Client Name: Lightship Engineering, LLC
Client Project ID: Enfield CT
Client Sample ID: RW-3
Date Sampled: 10/05/23 12:45
Percent Solids: N/A

ESS Laboratory Work Order: 23J0203
ESS Laboratory Sample ID: 23J0203-01
Sample Matrix: Ground Water
Units: ug/L

Extraction Method: 3005A/200.7

Total Metals

Analyte	Results (MRL)	MDL	Method	Limit	DF	Analyst	Analyzed	I/V	F/V	Batch
Antimony	ND (1.0)		6020A		1	BJV	10/10/23 17:38	50	25	DJ31016
Arsenic	ND (2.5)		7010		1	KJB/CEV	10/12/23 18:27	50	25	DJ31016
Barium	**514** (25.0)		6010C		1	CEV	10/12/23 0:10	50	25	DJ31016
Beryllium	ND (0.5)		6010C		1	CEV	10/12/23 0:10	50	25	DJ31016
Cadmium	ND (2.5)		6010C		1	CEV	10/12/23 0:10	50	25	DJ31016
Chromium	ND (10.0)		6010C		1	CEV	10/12/23 0:10	50	25	DJ31016
Copper	ND (10.0)		6010C		1	CEV	10/12/23 0:10	50	25	DJ31016
Lead	ND (10.0)		6010C		1	CEV	10/12/23 0:10	50	25	DJ31016
Mercury	ND (0.20)		7470A		1	AFV	10/10/23 16:08	20	40	DJ31017
Nickel	ND (25.0)		6010C		1	CEV	10/12/23 0:10	50	25	DJ31016
Selenium	ND (25.0)		6010C		1	CEV	10/12/23 0:10	50	25	DJ31016
Silver	ND (5.0)		6010C		1	CEV	10/12/23 0:10	50	25	DJ31016
Thallium	ND (0.5)		6020A		1	BJV	10/10/23 17:38	50	25	DJ31016
Vanadium	ND (10.0)		6010C		1	CEV	10/12/23 0:10	50	25	DJ31016
Zinc	ND (25.0)		6010C		1	CEV	10/12/23 0:10	50	25	DJ31016

ESS Laboratory
Division of Thielsch Engineering, Inc.

BAL Laboratory
The Microbiology Division of Thielsch Engineering, Inc.

CERTIFICATE OF ANALYSIS

Client Name: Lightship Engineering, LLC
Client Project ID: Enfield CT
Client Sample ID: RW-3
Date Sampled: 10/05/23 12:45
Percent Solids: N/A
Initial Volume: 5ml
Final Volume: 5ml
Extraction Method: 5030B

ESS Laboratory Work Order: 23J0203
ESS Laboratory Sample ID: 23J0203-01
Sample Matrix: Ground Water
Units: ug/L
Analyst: MEK

8260B Volatile Organic Compounds

Analyte	Results (MRL)	MDL	Method	Limit	DF	Analyzed	Sequence	Batch
1,1,1,2-Tetrachloroethane	ND (1.0)		8260B		1	10/07/23 19:29	D3J0140	DJ30902
1,1,1-Trichloroethane	ND (1.0)		8260B		1	10/07/23 19:29	D3J0140	DJ30902
1,1,2,2-Tetrachloroethane	ND (0.5)		8260B		1	10/07/23 19:29	D3J0140	DJ30902
1,1,2-Trichloro-1,2,2-trifluoroethane	ND (1.0)		8260B		1	10/07/23 19:29	D3J0140	DJ30902
1,1,2-Trichloroethane	ND (1.0)		8260B		1	10/07/23 19:29	D3J0140	DJ30902
1,1-Dichloroethane	ND (1.0)		8260B		1	10/07/23 19:29	D3J0140	DJ30902
1,1-Dichloroethene	ND (1.0)		8260B		1	10/07/23 19:29	D3J0140	DJ30902
1,1-Dichloropropene	ND (2.0)		8260B		1	10/07/23 19:29	D3J0140	DJ30902
1,2,3-Trichlorobenzene	ND (1.0)		8260B		1	10/07/23 19:29	D3J0140	DJ30902
1,2,3-Trichloropropane	ND (1.0)		8260B		1	10/07/23 19:29	D3J0140	DJ30902
1,2,4-Trichlorobenzene	ND (1.0)		8260B		1	10/07/23 19:29	D3J0140	DJ30902
1,2,4-Trimethylbenzene	ND (1.0)		8260B		1	10/07/23 19:29	D3J0140	DJ30902
1,2-Dibromo-3-Chloropropane	ND (5.0)		8260B		1	10/07/23 19:29	D3J0140	DJ30902
1,2-Dibromoethane	ND (1.0)		8260B		1	10/07/23 19:29	D3J0140	DJ30902
1,2-Dichlorobenzene	ND (1.0)		8260B		1	10/07/23 19:29	D3J0140	DJ30902
1,2-Dichloroethane	ND (1.0)		8260B		1	10/07/23 19:29	D3J0140	DJ30902
1,2-Dichloropropane	ND (1.0)		8260B		1	10/07/23 19:29	D3J0140	DJ30902
1,3,5-Trimethylbenzene	ND (1.0)		8260B		1	10/07/23 19:29	D3J0140	DJ30902
1,3-Dichlorobenzene	ND (1.0)		8260B		1	10/07/23 19:29	D3J0140	DJ30902
1,3-Dichloropropane	ND (1.0)		8260B		1	10/07/23 19:29	D3J0140	DJ30902
1,4-Dichlorobenzene	ND (1.0)		8260B		1	10/07/23 19:29	D3J0140	DJ30902
2,2-Dichloropropane	ND (1.0)		8260B		1	10/07/23 19:29	D3J0140	DJ30902
2-Butanone	ND (25.0)		8260B		1	10/07/23 19:29	D3J0140	DJ30902
2-Chlorotoluene	ND (1.0)		8260B		1	10/07/23 19:29	D3J0140	DJ30902
2-Hexanone	ND (10.0)		8260B		1	10/07/23 19:29	D3J0140	DJ30902
4-Chlorotoluene	ND (1.0)		8260B		1	10/07/23 19:29	D3J0140	DJ30902
4-Isopropyltoluene	ND (1.0)		8260B		1	10/07/23 19:29	D3J0140	DJ30902
4-Methyl-2-Pentanone	ND (25.0)		8260B		1	10/07/23 19:29	D3J0140	DJ30902
Acetone	ND (25.0)		8260B		1	10/07/23 19:29	D3J0140	DJ30902
Acrylonitrile	ND (0.4)		8260B		1	10/07/23 19:29	D3J0140	DJ30902
Benzene	ND (1.0)		8260B		1	10/07/23 19:29	D3J0140	DJ30902
Bromobenzene	ND (2.0)		8260B		1	10/07/23 19:29	D3J0140	DJ30902

ESS Laboratory
Division of Thielsch Engineering, Inc.

BAL Laboratory
The Microbiology Division of Thielsch Engineering, Inc.

CERTIFICATE OF ANALYSIS

Client Name: Lightship Engineering, LLC
Client Project ID: Enfield CT
Client Sample ID: RW-3
Date Sampled: 10/05/23 12:45
Percent Solids: N/A
Initial Volume: 5ml
Final Volume: 5ml
Extraction Method: 5030B

ESS Laboratory Work Order: 23J0203
ESS Laboratory Sample ID: 23J0203-01
Sample Matrix: Ground Water
Units: ug/L
Analyst: MEK

8260B Volatile Organic Compounds

Analyte	Results (MRL)	MDL	Method	Limit	DF	Analyzed	Sequence	Batch
Bromochloromethane	ND (1.0)		8260B		1	10/07/23 19:29	D3J0140	DJ30902
Bromodichloromethane	ND (0.4)		8260B		1	10/07/23 19:29	D3J0140	DJ30902
Bromoform	ND (1.0)		8260B		1	10/07/23 19:29	D3J0140	DJ30902
Bromomethane	ND (2.0)		8260B		1	10/07/23 19:29	D3J0140	DJ30902
Carbon Disulfide	ND (1.0)		8260B		1	10/07/23 19:29	D3J0140	DJ30902
Carbon Tetrachloride	ND (1.0)		8260B		1	10/07/23 19:29	D3J0140	DJ30902
Chlorobenzene	ND (1.0)		8260B		1	10/07/23 19:29	D3J0140	DJ30902
Chloroethane	ND (2.0)		8260B		1	10/07/23 19:29	D3J0140	DJ30902
Chloroform	ND (1.0)		8260B		1	10/07/23 19:29	D3J0140	DJ30902
Chloromethane	ND (2.0)		8260B		1	10/07/23 19:29	D3J0140	DJ30902
cis-1,2-Dichloroethene	ND (1.0)		8260B		1	10/07/23 19:29	D3J0140	DJ30902
cis-1,3-Dichloropropene	ND (0.4)		8260B		1	10/07/23 19:29	D3J0140	DJ30902
Dibromochloromethane	ND (0.4)		8260B		1	10/07/23 19:29	D3J0140	DJ30902
Dibromomethane	ND (1.0)		8260B		1	10/07/23 19:29	D3J0140	DJ30902
Dichlorodifluoromethane	ND (2.0)		8260B		1	10/07/23 19:29	D3J0140	DJ30902
Ethylbenzene	ND (1.0)		8260B		1	10/07/23 19:29	D3J0140	DJ30902
Hexachlorobutadiene	ND (0.4)		8260B		1	10/07/23 19:29	D3J0140	DJ30902
Hexachloroethane	ND (1.0)		8260B		1	10/07/23 19:29	D3J0140	DJ30902
Isopropylbenzene	ND (1.0)		8260B		1	10/07/23 19:29	D3J0140	DJ30902
Methyl tert-Butyl Ether	ND (1.0)		8260B		1	10/07/23 19:29	D3J0140	DJ30902
Methylene Chloride	ND (4.0)		8260B		1	10/07/23 19:29	D3J0140	DJ30902
Naphthalene	ND (1.0)		8260B		1	10/07/23 19:29	D3J0140	DJ30902
n-Butylbenzene	ND (1.0)		8260B		1	10/07/23 19:29	D3J0140	DJ30902
n-Propylbenzene	ND (1.0)		8260B		1	10/07/23 19:29	D3J0140	DJ30902
sec-Butylbenzene	ND (1.0)		8260B		1	10/07/23 19:29	D3J0140	DJ30902
Styrene	ND (1.0)		8260B		1	10/07/23 19:29	D3J0140	DJ30902
tert-Butylbenzene	ND (1.0)		8260B		1	10/07/23 19:29	D3J0140	DJ30902
Tetrachloroethene	ND (1.0)		8260B		1	10/07/23 19:29	D3J0140	DJ30902
Tetrahydrofuran	ND (5.0)		8260B		1	10/07/23 19:29	D3J0140	DJ30902
Toluene	ND (1.0)		8260B		1	10/07/23 19:29	D3J0140	DJ30902
trans-1,2-Dichloroethene	ND (1.0)		8260B		1	10/07/23 19:29	D3J0140	DJ30902
trans-1,3-Dichloropropene	ND (0.4)		8260B		1	10/07/23 19:29	D3J0140	DJ30902

ESS Laboratory
Division of Thielsch Engineering, Inc.

BAL Laboratory
The Microbiology Division of Thielsch Engineering, Inc.

CERTIFICATE OF ANALYSIS

Client Name: Lightship Engineering, LLC
Client Project ID: Enfield CT
Client Sample ID: RW-3
Date Sampled: 10/05/23 12:45
Percent Solids: N/A
Initial Volume: 5ml
Final Volume: 5ml
Extraction Method: 5030B

ESS Laboratory Work Order: 23J0203
ESS Laboratory Sample ID: 23J0203-01
Sample Matrix: Ground Water
Units: ug/L
Analyst: MEK

8260B Volatile Organic Compounds

Analyte	Results (MRL)	MDL	Method	Limit	DF	Analyzed	Sequence	Batch
Trans-1,4-Dichloro-2-Butene	ND (5.0)		8260B		1	10/07/23 19:29	D3J0140	DJ30902
Trichloroethene	ND (1.0)		8260B		1	10/07/23 19:29	D3J0140	DJ30902
Trichlorofluoromethane	ND (1.0)		8260B		1	10/07/23 19:29	D3J0140	DJ30902
Vinyl Chloride	ND (1.0)		8260B		1	10/07/23 19:29	D3J0140	DJ30902
Xylene O	ND (1.0)		8260B		1	10/07/23 19:29	D3J0140	DJ30902
Xylene P,M	ND (2.0)		8260B		1	10/07/23 19:29	D3J0140	DJ30902
Xylenes (Total)	ND (2.00)		8260B		1	10/07/23 19:29		[CALC]

	%Recovery	Qualifier	Limits
Surrogate: 1,2-Dichloroethane-d4	*114 %*		*70-130*
Surrogate: 4-Bromofluorobenzene	*95 %*		*70-130*
Surrogate: Dibromofluoromethane	*105 %*		*70-130*
Surrogate: Toluene-d8	*100 %*		*70-130*

ESS Laboratory
Division of Thielsch Engineering, Inc.

BAL Laboratory
The Microbiology Division of Thielsch Engineering, Inc.

CERTIFICATE OF ANALYSIS

Client Name: Lightship Engineering, LLC
Client Project ID: Enfield CT
Client Sample ID: RW-3
Date Sampled: 10/05/23 12:45
Percent Solids: N/A
Initial Volume: 1040ml
Final Volume: 0.25ml
Extraction Method: 3510C

ESS Laboratory Work Order: 23J0203
ESS Laboratory Sample ID: 23J0203-01
Sample Matrix: Ground Water
Units: ug/L
Analyst: TJ
Prepared: 10/12/23 9:45

8270D(SIM) Polynuclear Aromatic Hydrocarbons

Analyte	Results (MRL)	MDL	Method	Limit	DF	Analyzed	Sequence	Batch
2-Methylnaphthalene	ND (0.19)		8270D SIM PAH		1	10/12/23 19:50	D3J0214	DJ31203
Acenaphthene	ND (0.19)		8270D SIM PAH		1	10/12/23 19:50	D3J0214	DJ31203
Acenaphthylene	ND (0.19)		8270D SIM PAH		1	10/12/23 19:50	D3J0214	DJ31203
Anthracene	ND (0.19)		8270D SIM PAH		1	10/12/23 19:50	D3J0214	DJ31203
Benzo(a)anthracene	ND (0.05)		8270D SIM PAH		1	10/12/23 19:50	D3J0214	DJ31203
Benzo(a)pyrene	ND (0.05)		8270D SIM PAH		1	10/12/23 19:50	D3J0214	DJ31203
Benzo(b)fluoranthene	ND (0.05)		8270D SIM PAH		1	10/12/23 19:50	D3J0214	DJ31203
Benzo(g,h,i)perylene	ND (0.19)		8270D SIM PAH		1	10/12/23 19:50	D3J0214	DJ31203
Benzo(k)fluoranthene	ND (0.05)		8270D SIM PAH		1	10/12/23 19:50	D3J0214	DJ31203
Chrysene	ND (0.05)		8270D SIM PAH		1	10/12/23 19:50	D3J0214	DJ31203
Dibenzo(a,h)Anthracene	ND (0.05)		8270D SIM PAH		1	10/12/23 19:50	D3J0214	DJ31203
Fluoranthene	ND (0.19)		8270D SIM PAH		1	10/12/23 19:50	D3J0214	DJ31203
Fluorene	ND (0.19)		8270D SIM PAH		1	10/12/23 19:50	D3J0214	DJ31203
Indeno(1,2,3-cd)Pyrene	ND (0.05)		8270D SIM PAH		1	10/12/23 19:50	D3J0214	DJ31203
Naphthalene	ND (0.19)		8270D SIM PAH		1	10/12/23 19:50	D3J0214	DJ31203
Phenanthrene	ND (0.05)		8270D SIM PAH		1	10/12/23 19:50	D3J0214	DJ31203
Pyrene	ND (0.19)		8270D SIM PAH		1	10/12/23 19:50	D3J0214	DJ31203

	%Recovery	Qualifier	Limits
Surrogate: 1,2-Dichlorobenzene-d4	*72 %*		*30-130*
Surrogate: 2-Fluorobiphenyl	*81 %*		*30-130*
Surrogate: Nitrobenzene-d5	*83 %*		*30-130*
Surrogate: p-Terphenyl-d14	*83 %*		*30-130*

ESS Laboratory
Division of Thielsch Engineering, Inc.

BAL Laboratory
The Microbiology Division of Thielsch Engineering, Inc.

CERTIFICATE OF ANALYSIS

Client Name: Lightship Engineering, LLC
Client Project ID: Enfield CT
Client Sample ID: RW-4
Date Sampled: 10/05/23 10:40
Percent Solids: N/A

ESS Laboratory Work Order: 23J0203
ESS Laboratory Sample ID: 23J0203-02
Sample Matrix: Ground Water
Units: ug/L

Extraction Method: 3005A/200.7

Total Metals

Analyte	Results (MRL)	MDL	Method	Limit	DF	Analyst	Analyzed	I/V	F/V	Batch
Antimony	ND (1.0)		6020A		1	BJV	10/10/23 17:43	50	25	DJ31016
Arsenic	ND (2.5)		7010		1	KJB/CEV	10/12/23 18:33	50	25	DJ31016
Barium	**152** (25.0)		6010C		1	CEV	10/12/23 0:12	50	25	DJ31016
Beryllium	ND (0.5)		6010C		1	CEV	10/12/23 0:12	50	25	DJ31016
Cadmium	ND (2.5)		6010C		1	CEV	10/12/23 0:12	50	25	DJ31016
Chromium	ND (10.0)		6010C		1	CEV	10/12/23 0:12	50	25	DJ31016
Copper	ND (10.0)		6010C		1	CEV	10/12/23 0:12	50	25	DJ31016
Lead	ND (10.0)		6010C		1	CEV	10/12/23 0:12	50	25	DJ31016
Mercury	ND (0.20)		7470A		1	AFV	10/10/23 16:10	20	40	DJ31017
Nickel	ND (25.0)		6010C		1	CEV	10/12/23 0:12	50	25	DJ31016
Selenium	ND (25.0)		6010C		1	CEV	10/12/23 0:12	50	25	DJ31016
Silver	ND (5.0)		6010C		1	CEV	10/12/23 0:12	50	25	DJ31016
Thallium	ND (0.5)		6020A		1	BJV	10/10/23 17:43	50	25	DJ31016
Vanadium	ND (10.0)		6010C		1	CEV	10/12/23 0:12	50	25	DJ31016
Zinc	ND (25.0)		6010C		1	CEV	10/12/23 0:12	50	25	DJ31016

ESS Laboratory
Division of Thielsch Engineering, Inc.

BAL Laboratory
The Microbiology Division of Thielsch Engineering, Inc.

CERTIFICATE OF ANALYSIS

Client Name: Lightship Engineering, LLC
Client Project ID: Enfield CT
Client Sample ID: RW-4
Date Sampled: 10/05/23 10:40
Percent Solids: N/A
Initial Volume: 5ml
Final Volume: 5ml
Extraction Method: 5030B

ESS Laboratory Work Order: 23J0203
ESS Laboratory Sample ID: 23J0203-02
Sample Matrix: Ground Water
Units: ug/L
Analyst: MEK

8260B Volatile Organic Compounds

Analyte	Results (MRL)	MDL	Method	Limit	DF	Analyzed	Sequence	Batch
1,1,1,2-Tetrachloroethane	ND (1.0)		8260B		1	10/07/23 19:55	D3J0140	DJ30902
1,1,1-Trichloroethane	ND (1.0)		8260B		1	10/07/23 19:55	D3J0140	DJ30902
1,1,2,2-Tetrachloroethane	ND (0.5)		8260B		1	10/07/23 19:55	D3J0140	DJ30902
1,1,2-Trichloro-1,2,2-trifluoroethane	ND (1.0)		8260B		1	10/07/23 19:55	D3J0140	DJ30902
1,1,2-Trichloroethane	ND (1.0)		8260B		1	10/07/23 19:55	D3J0140	DJ30902
1,1-Dichloroethane	ND (1.0)		8260B		1	10/07/23 19:55	D3J0140	DJ30902
1,1-Dichloroethene	ND (1.0)		8260B		1	10/07/23 19:55	D3J0140	DJ30902
1,1-Dichloropropene	ND (2.0)		8260B		1	10/07/23 19:55	D3J0140	DJ30902
1,2,3-Trichlorobenzene	ND (1.0)		8260B		1	10/07/23 19:55	D3J0140	DJ30902
1,2,3-Trichloropropane	ND (1.0)		8260B		1	10/07/23 19:55	D3J0140	DJ30902
1,2,4-Trichlorobenzene	ND (1.0)		8260B		1	10/07/23 19:55	D3J0140	DJ30902
1,2,4-Trimethylbenzene	ND (1.0)		8260B		1	10/07/23 19:55	D3J0140	DJ30902
1,2-Dibromo-3-Chloropropane	ND (5.0)		8260B		1	10/07/23 19:55	D3J0140	DJ30902
1,2-Dibromoethane	ND (1.0)		8260B		1	10/07/23 19:55	D3J0140	DJ30902
1,2-Dichlorobenzene	ND (1.0)		8260B		1	10/07/23 19:55	D3J0140	DJ30902
1,2-Dichloroethane	ND (1.0)		8260B		1	10/07/23 19:55	D3J0140	DJ30902
1,2-Dichloropropane	ND (1.0)		8260B		1	10/07/23 19:55	D3J0140	DJ30902
1,3,5-Trimethylbenzene	ND (1.0)		8260B		1	10/07/23 19:55	D3J0140	DJ30902
1,3-Dichlorobenzene	ND (1.0)		8260B		1	10/07/23 19:55	D3J0140	DJ30902
1,3-Dichloropropane	ND (1.0)		8260B		1	10/07/23 19:55	D3J0140	DJ30902
1,4-Dichlorobenzene	ND (1.0)		8260B		1	10/07/23 19:55	D3J0140	DJ30902
2,2-Dichloropropane	ND (1.0)		8260B		1	10/07/23 19:55	D3J0140	DJ30902
2-Butanone	ND (25.0)		8260B		1	10/07/23 19:55	D3J0140	DJ30902
2-Chlorotoluene	ND (1.0)		8260B		1	10/07/23 19:55	D3J0140	DJ30902
2-Hexanone	ND (10.0)		8260B		1	10/07/23 19:55	D3J0140	DJ30902
4-Chlorotoluene	ND (1.0)		8260B		1	10/07/23 19:55	D3J0140	DJ30902
4-Isopropyltoluene	ND (1.0)		8260B		1	10/07/23 19:55	D3J0140	DJ30902
4-Methyl-2-Pentanone	ND (25.0)		8260B		1	10/07/23 19:55	D3J0140	DJ30902
Acetone	ND (25.0)		8260B		1	10/07/23 19:55	D3J0140	DJ30902
Acrylonitrile	ND (0.4)		8260B		1	10/07/23 19:55	D3J0140	DJ30902
Benzene	ND (1.0)		8260B		1	10/07/23 19:55	D3J0140	DJ30902
Bromobenzene	ND (2.0)		8260B		1	10/07/23 19:55	D3J0140	DJ30902

ESS Laboratory
Division of Thielsch Engineering, Inc.

BAL Laboratory
The Microbiology Division of Thielsch Engineering, Inc.

CERTIFICATE OF ANALYSIS

Client Name: Lightship Engineering, LLC
Client Project ID: Enfield CT
Client Sample ID: RW-4
Date Sampled: 10/05/23 10:40
Percent Solids: N/A
Initial Volume: 5ml
Final Volume: 5ml
Extraction Method: 5030B

ESS Laboratory Work Order: 23J0203
ESS Laboratory Sample ID: 23J0203-02
Sample Matrix: Ground Water
Units: ug/L
Analyst: MEK

8260B Volatile Organic Compounds

Analyte	Results (MRL)	MDL	Method	Limit	DF	Analyzed	Sequence	Batch
Bromochloromethane	ND (1.0)		8260B		1	10/07/23 19:55	D3J0140	DJ30902
Bromodichloromethane	ND (0.4)		8260B		1	10/07/23 19:55	D3J0140	DJ30902
Bromoform	ND (1.0)		8260B		1	10/07/23 19:55	D3J0140	DJ30902
Bromomethane	ND (2.0)		8260B		1	10/07/23 19:55	D3J0140	DJ30902
Carbon Disulfide	ND (1.0)		8260B		1	10/07/23 19:55	D3J0140	DJ30902
Carbon Tetrachloride	ND (1.0)		8260B		1	10/07/23 19:55	D3J0140	DJ30902
Chlorobenzene	ND (1.0)		8260B		1	10/07/23 19:55	D3J0140	DJ30902
Chloroethane	ND (2.0)		8260B		1	10/07/23 19:55	D3J0140	DJ30902
Chloroform	ND (1.0)		8260B		1	10/07/23 19:55	D3J0140	DJ30902
Chloromethane	ND (2.0)		8260B		1	10/07/23 19:55	D3J0140	DJ30902
cis-1,2-Dichloroethene	ND (1.0)		8260B		1	10/07/23 19:55	D3J0140	DJ30902
cis-1,3-Dichloropropene	ND (0.4)		8260B		1	10/07/23 19:55	D3J0140	DJ30902
Dibromochloromethane	ND (0.4)		8260B		1	10/07/23 19:55	D3J0140	DJ30902
Dibromomethane	ND (1.0)		8260B		1	10/07/23 19:55	D3J0140	DJ30902
Dichlorodifluoromethane	ND (2.0)		8260B		1	10/07/23 19:55	D3J0140	DJ30902
Ethylbenzene	ND (1.0)		8260B		1	10/07/23 19:55	D3J0140	DJ30902
Hexachlorobutadiene	ND (0.4)		8260B		1	10/07/23 19:55	D3J0140	DJ30902
Hexachloroethane	ND (1.0)		8260B		1	10/07/23 19:55	D3J0140	DJ30902
Isopropylbenzene	ND (1.0)		8260B		1	10/07/23 19:55	D3J0140	DJ30902
Methyl tert-Butyl Ether	ND (1.0)		8260B		1	10/07/23 19:55	D3J0140	DJ30902
Methylene Chloride	ND (4.0)		8260B		1	10/07/23 19:55	D3J0140	DJ30902
Naphthalene	ND (1.0)		8260B		1	10/07/23 19:55	D3J0140	DJ30902
n-Butylbenzene	ND (1.0)		8260B		1	10/07/23 19:55	D3J0140	DJ30902
n-Propylbenzene	ND (1.0)		8260B		1	10/07/23 19:55	D3J0140	DJ30902
sec-Butylbenzene	ND (1.0)		8260B		1	10/07/23 19:55	D3J0140	DJ30902
Styrene	ND (1.0)		8260B		1	10/07/23 19:55	D3J0140	DJ30902
tert-Butylbenzene	ND (1.0)		8260B		1	10/07/23 19:55	D3J0140	DJ30902
Tetrachloroethene	ND (1.0)		8260B		1	10/07/23 19:55	D3J0140	DJ30902
Tetrahydrofuran	ND (5.0)		8260B		1	10/07/23 19:55	D3J0140	DJ30902
Toluene	ND (1.0)		8260B		1	10/07/23 19:55	D3J0140	DJ30902
trans-1,2-Dichloroethene	ND (1.0)		8260B		1	10/07/23 19:55	D3J0140	DJ30902
trans-1,3-Dichloropropene	ND (0.4)		8260B		1	10/07/23 19:55	D3J0140	DJ30902

ESS Laboratory
Division of Thielsch Engineering, Inc.

BAL Laboratory
The Microbiology Division of Thielsch Engineering, Inc.

CERTIFICATE OF ANALYSIS

Client Name: Lightship Engineering, LLC
Client Project ID: Enfield CT
Client Sample ID: RW-4
Date Sampled: 10/05/23 10:40
Percent Solids: N/A
Initial Volume: 5ml
Final Volume: 5ml
Extraction Method: 5030B

ESS Laboratory Work Order: 23J0203
ESS Laboratory Sample ID: 23J0203-02
Sample Matrix: Ground Water
Units: ug/L
Analyst: MEK

8260B Volatile Organic Compounds

Analyte	Results (MRL)	MDL	Method	Limit	DF	Analyzed	Sequence	Batch
Trans-1,4-Dichloro-2-Butene	ND (5.0)		8260B		1	10/07/23 19:55	D3J0140	DJ30902
Trichloroethene	ND (1.0)		8260B		1	10/07/23 19:55	D3J0140	DJ30902
Trichlorofluoromethane	ND (1.0)		8260B		1	10/07/23 19:55	D3J0140	DJ30902
Vinyl Chloride	ND (1.0)		8260B		1	10/07/23 19:55	D3J0140	DJ30902
Xylene O	ND (1.0)		8260B		1	10/07/23 19:55	D3J0140	DJ30902
Xylene P,M	ND (2.0)		8260B		1	10/07/23 19:55	D3J0140	DJ30902
Xylenes (Total)	ND (2.00)		8260B		1	10/07/23 19:55		[CALC]

	%Recovery	Qualifier	Limits
Surrogate: 1,2-Dichloroethane-d4	*113 %*		*70-130*
Surrogate: 4-Bromofluorobenzene	*95 %*		*70-130*
Surrogate: Dibromofluoromethane	*105 %*		*70-130*
Surrogate: Toluene-d8	*101 %*		*70-130*

ESS Laboratory
Division of Thielsch Engineering, Inc.

BAL Laboratory
The Microbiology Division of Thielsch Engineering, Inc.

CERTIFICATE OF ANALYSIS

Client Name: Lightship Engineering, LLC
Client Project ID: Enfield CT
Client Sample ID: RW-4
Date Sampled: 10/05/23 10:40
Percent Solids: N/A
Initial Volume: 1070ml
Final Volume: 0.25ml
Extraction Method: 3510C

ESS Laboratory Work Order: 23J0203
ESS Laboratory Sample ID: 23J0203-02
Sample Matrix: Ground Water
Units: ug/L
Analyst: TJ
Prepared: 10/12/23 9:45

8270D(SIM) Polynuclear Aromatic Hydrocarbons

Analyte	Results (MRL)	MDL	Method	Limit	DF	Analyzed	Sequence	Batch
2-Methylnaphthalene	ND (0.19)		8270D SIM PAH		1	10/12/23 20:11	D3J0214	DJ31203
Acenaphthene	ND (0.19)		8270D SIM PAH		1	10/12/23 20:11	D3J0214	DJ31203
Acenaphthylene	ND (0.19)		8270D SIM PAH		1	10/12/23 20:11	D3J0214	DJ31203
Anthracene	ND (0.19)		8270D SIM PAH		1	10/12/23 20:11	D3J0214	DJ31203
Benzo(a)anthracene	ND (0.05)		8270D SIM PAH		1	10/12/23 20:11	D3J0214	DJ31203
Benzo(a)pyrene	ND (0.05)		8270D SIM PAH		1	10/12/23 20:11	D3J0214	DJ31203
Benzo(b)fluoranthene	ND (0.05)		8270D SIM PAH		1	10/12/23 20:11	D3J0214	DJ31203
Benzo(g,h,i)perylene	ND (0.19)		8270D SIM PAH		1	10/12/23 20:11	D3J0214	DJ31203
Benzo(k)fluoranthene	ND (0.05)		8270D SIM PAH		1	10/12/23 20:11	D3J0214	DJ31203
Chrysene	ND (0.05)		8270D SIM PAH		1	10/12/23 20:11	D3J0214	DJ31203
Dibenzo(a,h)Anthracene	ND (0.05)		8270D SIM PAH		1	10/12/23 20:11	D3J0214	DJ31203
Fluoranthene	ND (0.19)		8270D SIM PAH		1	10/12/23 20:11	D3J0214	DJ31203
Fluorene	ND (0.19)		8270D SIM PAH		1	10/12/23 20:11	D3J0214	DJ31203
Indeno(1,2,3-cd)Pyrene	ND (0.05)		8270D SIM PAH		1	10/12/23 20:11	D3J0214	DJ31203
Naphthalene	ND (0.19)		8270D SIM PAH		1	10/12/23 20:11	D3J0214	DJ31203
Phenanthrene	ND (0.05)		8270D SIM PAH		1	10/12/23 20:11	D3J0214	DJ31203
Pyrene	ND (0.19)		8270D SIM PAH		1	10/12/23 20:11	D3J0214	DJ31203

	%Recovery	Qualifier	Limits
Surrogate: 1,2-Dichlorobenzene-d4	*66 %*		*30-130*
Surrogate: 2-Fluorobiphenyl	*74 %*		*30-130*
Surrogate: Nitrobenzene-d5	*78 %*		*30-130*
Surrogate: p-Terphenyl-d14	*84 %*		*30-130*

ESS Laboratory
Division of Thielsch Engineering, Inc.

BAL Laboratory
The Microbiology Division of Thielsch Engineering, Inc.

CERTIFICATE OF ANALYSIS

Client Name: Lightship Engineering, LLC
Client Project ID: Enfield CT
Client Sample ID: RW-5
Date Sampled: 10/05/23 10:45
Percent Solids: N/A

ESS Laboratory Work Order: 23J0203
ESS Laboratory Sample ID: 23J0203-03
Sample Matrix: Ground Water
Units: ug/L

Extraction Method: 3005A/200.7

Total Metals

Analyte	Results (MRL)	MDL	Method	Limit	DF	Analyst	Analyzed	I/V	F/V	Batch
Antimony	ND (1.0)		6020A		1	BJV	10/10/23 18:00	50	25	DJ31016
Arsenic	ND (2.5)		7010		1	KJB/CEV	10/12/23 18:38	50	25	DJ31016
Barium	**240** (25.0)		6010C		1	CEV	10/12/23 0:14	50	25	DJ31016
Beryllium	ND (0.5)		6010C		1	CEV	10/12/23 0:14	50	25	DJ31016
Cadmium	ND (2.5)		6010C		1	CEV	10/12/23 0:14	50	25	DJ31016
Chromium	ND (10.0)		6010C		1	CEV	10/12/23 0:14	50	25	DJ31016
Copper	ND (10.0)		6010C		1	CEV	10/12/23 0:14	50	25	DJ31016
Lead	ND (10.0)		6010C		1	CEV	10/12/23 0:14	50	25	DJ31016
Mercury	ND (0.20)		7470A		1	AFV	10/10/23 16:12	20	40	DJ31017
Nickel	ND (25.0)		6010C		1	CEV	10/12/23 0:14	50	25	DJ31016
Selenium	ND (25.0)		6010C		1	CEV	10/12/23 0:14	50	25	DJ31016
Silver	ND (5.0)		6010C		1	CEV	10/12/23 0:14	50	25	DJ31016
Thallium	ND (0.5)		6020A		1	BJV	10/10/23 18:00	50	25	DJ31016
Vanadium	ND (10.0)		6010C		1	CEV	10/12/23 0:14	50	25	DJ31016
Zinc	ND (25.0)		6010C		1	CEV	10/12/23 0:14	50	25	DJ31016

ESS Laboratory
Division of Thielsch Engineering, Inc.

BAL Laboratory
The Microbiology Division of Thielsch Engineering, Inc.

CERTIFICATE OF ANALYSIS

Client Name: Lightship Engineering, LLC
Client Project ID: Enfield CT
Client Sample ID: RW-5
Date Sampled: 10/05/23 10:45
Percent Solids: N/A
Initial Volume: 5ml
Final Volume: 5ml
Extraction Method: 5030B

ESS Laboratory Work Order: 23J0203
ESS Laboratory Sample ID: 23J0203-03
Sample Matrix: Ground Water
Units: ug/L
Analyst: MEK

8260B Volatile Organic Compounds

Analyte	Results (MRL)	MDL	Method	Limit	DF	Analyzed	Sequence	Batch
1,1,1,2-Tetrachloroethane	ND (1.0)		8260B		1	10/07/23 20:21	D3J0140	DJ30902
1,1,1-Trichloroethane	ND (1.0)		8260B		1	10/07/23 20:21	D3J0140	DJ30902
1,1,2,2-Tetrachloroethane	ND (0.5)		8260B		1	10/07/23 20:21	D3J0140	DJ30902
1,1,2-Trichloro-1,2,2-trifluoroethane	ND (1.0)		8260B		1	10/07/23 20:21	D3J0140	DJ30902
1,1,2-Trichloroethane	ND (1.0)		8260B		1	10/07/23 20:21	D3J0140	DJ30902
1,1-Dichloroethane	ND (1.0)		8260B		1	10/07/23 20:21	D3J0140	DJ30902
1,1-Dichloroethene	ND (1.0)		8260B		1	10/07/23 20:21	D3J0140	DJ30902
1,1-Dichloropropene	ND (2.0)		8260B		1	10/07/23 20:21	D3J0140	DJ30902
1,2,3-Trichlorobenzene	ND (1.0)		8260B		1	10/07/23 20:21	D3J0140	DJ30902
1,2,3-Trichloropropane	ND (1.0)		8260B		1	10/07/23 20:21	D3J0140	DJ30902
1,2,4-Trichlorobenzene	ND (1.0)		8260B		1	10/07/23 20:21	D3J0140	DJ30902
1,2,4-Trimethylbenzene	ND (1.0)		8260B		1	10/07/23 20:21	D3J0140	DJ30902
1,2-Dibromo-3-Chloropropane	ND (5.0)		8260B		1	10/07/23 20:21	D3J0140	DJ30902
1,2-Dibromoethane	ND (1.0)		8260B		1	10/07/23 20:21	D3J0140	DJ30902
1,2-Dichlorobenzene	ND (1.0)		8260B		1	10/07/23 20:21	D3J0140	DJ30902
1,2-Dichloroethane	ND (1.0)		8260B		1	10/07/23 20:21	D3J0140	DJ30902
1,2-Dichloropropane	ND (1.0)		8260B		1	10/07/23 20:21	D3J0140	DJ30902
1,3,5-Trimethylbenzene	ND (1.0)		8260B		1	10/07/23 20:21	D3J0140	DJ30902
1,3-Dichlorobenzene	ND (1.0)		8260B		1	10/07/23 20:21	D3J0140	DJ30902
1,3-Dichloropropane	ND (1.0)		8260B		1	10/07/23 20:21	D3J0140	DJ30902
1,4-Dichlorobenzene	ND (1.0)		8260B		1	10/07/23 20:21	D3J0140	DJ30902
2,2-Dichloropropane	ND (1.0)		8260B		1	10/07/23 20:21	D3J0140	DJ30902
2-Butanone	ND (25.0)		8260B		1	10/07/23 20:21	D3J0140	DJ30902
2-Chlorotoluene	ND (1.0)		8260B		1	10/07/23 20:21	D3J0140	DJ30902
2-Hexanone	ND (10.0)		8260B		1	10/07/23 20:21	D3J0140	DJ30902
4-Chlorotoluene	ND (1.0)		8260B		1	10/07/23 20:21	D3J0140	DJ30902
4-Isopropyltoluene	ND (1.0)		8260B		1	10/07/23 20:21	D3J0140	DJ30902
4-Methyl-2-Pentanone	ND (25.0)		8260B		1	10/07/23 20:21	D3J0140	DJ30902
Acetone	ND (25.0)		8260B		1	10/07/23 20:21	D3J0140	DJ30902
Acrylonitrile	ND (0.4)		8260B		1	10/07/23 20:21	D3J0140	DJ30902
Benzene	ND (1.0)		8260B		1	10/07/23 20:21	D3J0140	DJ30902
Bromobenzene	ND (2.0)		8260B		1	10/07/23 20:21	D3J0140	DJ30902

ESS Laboratory
Division of Thielsch Engineering, Inc.

BAL Laboratory
The Microbiology Division of Thielsch Engineering, Inc.

CERTIFICATE OF ANALYSIS

Client Name: Lightship Engineering, LLC
Client Project ID: Enfield CT
Client Sample ID: RW-5
Date Sampled: 10/05/23 10:45
Percent Solids: N/A
Initial Volume: 5ml
Final Volume: 5ml
Extraction Method: 5030B

ESS Laboratory Work Order: 23J0203
ESS Laboratory Sample ID: 23J0203-03
Sample Matrix: Ground Water
Units: ug/L
Analyst: MEK

8260B Volatile Organic Compounds

Analyte	Results (MRL)	MDL	Method	Limit	DF	Analyzed	Sequence	Batch
Bromochloromethane	ND (1.0)		8260B		1	10/07/23 20:21	D3J0140	DJ30902
Bromodichloromethane	ND (0.4)		8260B		1	10/07/23 20:21	D3J0140	DJ30902
Bromoform	ND (1.0)		8260B		1	10/07/23 20:21	D3J0140	DJ30902
Bromomethane	ND (2.0)		8260B		1	10/07/23 20:21	D3J0140	DJ30902
Carbon Disulfide	ND (1.0)		8260B		1	10/07/23 20:21	D3J0140	DJ30902
Carbon Tetrachloride	ND (1.0)		8260B		1	10/07/23 20:21	D3J0140	DJ30902
Chlorobenzene	ND (1.0)		8260B		1	10/07/23 20:21	D3J0140	DJ30902
Chloroethane	ND (2.0)		8260B		1	10/07/23 20:21	D3J0140	DJ30902
Chloroform	ND (1.0)		8260B		1	10/07/23 20:21	D3J0140	DJ30902
Chloromethane	ND (2.0)		8260B		1	10/07/23 20:21	D3J0140	DJ30902
cis-1,2-Dichloroethene	ND (1.0)		8260B		1	10/07/23 20:21	D3J0140	DJ30902
cis-1,3-Dichloropropene	ND (0.4)		8260B		1	10/07/23 20:21	D3J0140	DJ30902
Dibromochloromethane	ND (0.4)		8260B		1	10/07/23 20:21	D3J0140	DJ30902
Dibromomethane	ND (1.0)		8260B		1	10/07/23 20:21	D3J0140	DJ30902
Dichlorodifluoromethane	ND (2.0)		8260B		1	10/07/23 20:21	D3J0140	DJ30902
Ethylbenzene	ND (1.0)		8260B		1	10/07/23 20:21	D3J0140	DJ30902
Hexachlorobutadiene	ND (0.4)		8260B		1	10/07/23 20:21	D3J0140	DJ30902
Hexachloroethane	ND (1.0)		8260B		1	10/07/23 20:21	D3J0140	DJ30902
Isopropylbenzene	ND (1.0)		8260B		1	10/07/23 20:21	D3J0140	DJ30902
Methyl tert-Butyl Ether	ND (1.0)		8260B		1	10/07/23 20:21	D3J0140	DJ30902
Methylene Chloride	ND (4.0)		8260B		1	10/07/23 20:21	D3J0140	DJ30902
Naphthalene	ND (1.0)		8260B		1	10/07/23 20:21	D3J0140	DJ30902
n-Butylbenzene	ND (1.0)		8260B		1	10/07/23 20:21	D3J0140	DJ30902
n-Propylbenzene	ND (1.0)		8260B		1	10/07/23 20:21	D3J0140	DJ30902
sec-Butylbenzene	ND (1.0)		8260B		1	10/07/23 20:21	D3J0140	DJ30902
Styrene	ND (1.0)		8260B		1	10/07/23 20:21	D3J0140	DJ30902
tert-Butylbenzene	ND (1.0)		8260B		1	10/07/23 20:21	D3J0140	DJ30902
Tetrachloroethene	ND (1.0)		8260B		1	10/07/23 20:21	D3J0140	DJ30902
Tetrahydrofuran	ND (5.0)		8260B		1	10/07/23 20:21	D3J0140	DJ30902
Toluene	ND (1.0)		8260B		1	10/07/23 20:21	D3J0140	DJ30902
trans-1,2-Dichloroethene	ND (1.0)		8260B		1	10/07/23 20:21	D3J0140	DJ30902
trans-1,3-Dichloropropene	ND (0.4)		8260B		1	10/07/23 20:21	D3J0140	DJ30902

ESS Laboratory
Division of Thielsch Engineering, Inc.

BAL Laboratory
The Microbiology Division of Thielsch Engineering, Inc.

CERTIFICATE OF ANALYSIS

Client Name: Lightship Engineering, LLC
Client Project ID: Enfield CT
Client Sample ID: RW-5
Date Sampled: 10/05/23 10:45
Percent Solids: N/A
Initial Volume: 5ml
Final Volume: 5ml
Extraction Method: 5030B

ESS Laboratory Work Order: 23J0203
ESS Laboratory Sample ID: 23J0203-03
Sample Matrix: Ground Water
Units: ug/L
Analyst: MEK

8260B Volatile Organic Compounds

Analyte	Results (MRL)	MDL	Method	Limit	DF	Analyzed	Sequence	Batch
Trans-1,4-Dichloro-2-Butene	ND (5.0)		8260B		1	10/07/23 20:21	D3J0140	DJ30902
Trichloroethene	ND (1.0)		8260B		1	10/07/23 20:21	D3J0140	DJ30902
Trichlorofluoromethane	ND (1.0)		8260B		1	10/07/23 20:21	D3J0140	DJ30902
Vinyl Chloride	ND (1.0)		8260B		1	10/07/23 20:21	D3J0140	DJ30902
Xylene O	ND (1.0)		8260B		1	10/07/23 20:21	D3J0140	DJ30902
Xylene P,M	ND (2.0)		8260B		1	10/07/23 20:21	D3J0140	DJ30902
Xylenes (Total)	ND (2.00)		8260B		1	10/07/23 20:21		[CALC]

	%Recovery	Qualifier	Limits
Surrogate: 1,2-Dichloroethane-d4	*113 %*		*70-130*
Surrogate: 4-Bromofluorobenzene	*93 %*		*70-130*
Surrogate: Dibromofluoromethane	*104 %*		*70-130*
Surrogate: Toluene-d8	*100 %*		*70-130*

ESS Laboratory
Division of Thielsch Engineering, Inc.

BAL Laboratory
The Microbiology Division of Thielsch Engineering, Inc.

CERTIFICATE OF ANALYSIS

Client Name: Lightship Engineering, LLC
Client Project ID: Enfield CT
Client Sample ID: RW-5
Date Sampled: 10/05/23 10:45
Percent Solids: N/A
Initial Volume: 1050ml
Final Volume: 0.25ml
Extraction Method: 3510C

ESS Laboratory Work Order: 23J0203
ESS Laboratory Sample ID: 23J0203-03
Sample Matrix: Ground Water
Units: ug/L
Analyst: TJ
Prepared: 10/12/23 9:45

8270D(SIM) Polynuclear Aromatic Hydrocarbons

Analyte	Results (MRL)	MDL	Method	Limit	DF	Analyzed	Sequence	Batch
2-Methylnaphthalene	ND (0.19)		8270D SIM PAH		1	10/12/23 20:32	D3J0214	DJ31203
Acenaphthene	ND (0.19)		8270D SIM PAH		1	10/12/23 20:32	D3J0214	DJ31203
Acenaphthylene	ND (0.19)		8270D SIM PAH		1	10/12/23 20:32	D3J0214	DJ31203
Anthracene	ND (0.19)		8270D SIM PAH		1	10/12/23 20:32	D3J0214	DJ31203
Benzo(a)anthracene	ND (0.05)		8270D SIM PAH		1	10/12/23 20:32	D3J0214	DJ31203
Benzo(a)pyrene	ND (0.05)		8270D SIM PAH		1	10/12/23 20:32	D3J0214	DJ31203
Benzo(b)fluoranthene	ND (0.05)		8270D SIM PAH		1	10/12/23 20:32	D3J0214	DJ31203
Benzo(g,h,i)perylene	ND (0.19)		8270D SIM PAH		1	10/12/23 20:32	D3J0214	DJ31203
Benzo(k)fluoranthene	ND (0.05)		8270D SIM PAH		1	10/12/23 20:32	D3J0214	DJ31203
Chrysene	ND (0.05)		8270D SIM PAH		1	10/12/23 20:32	D3J0214	DJ31203
Dibenzo(a,h)Anthracene	ND (0.05)		8270D SIM PAH		1	10/12/23 20:32	D3J0214	DJ31203
Fluoranthene	ND (0.19)		8270D SIM PAH		1	10/12/23 20:32	D3J0214	DJ31203
Fluorene	ND (0.19)		8270D SIM PAH		1	10/12/23 20:32	D3J0214	DJ31203
Indeno(1,2,3-cd)Pyrene	ND (0.05)		8270D SIM PAH		1	10/12/23 20:32	D3J0214	DJ31203
Naphthalene	ND (0.19)		8270D SIM PAH		1	10/12/23 20:32	D3J0214	DJ31203
Phenanthrene	ND (0.05)		8270D SIM PAH		1	10/12/23 20:32	D3J0214	DJ31203
Pyrene	ND (0.19)		8270D SIM PAH		1	10/12/23 20:32	D3J0214	DJ31203

	%Recovery	Qualifier	Limits
Surrogate: 1,2-Dichlorobenzene-d4	*69 %*		*30-130*
Surrogate: 2-Fluorobiphenyl	*81 %*		*30-130*
Surrogate: Nitrobenzene-d5	*81 %*		*30-130*
Surrogate: p-Terphenyl-d14	*93 %*		*30-130*

ESS Laboratory
Division of Thielsch Engineering, Inc.

BAL Laboratory
The Microbiology Division of Thielsch Engineering, Inc.

CERTIFICATE OF ANALYSIS

Client Name: Lightship Engineering, LLC
Client Project ID: Enfield CT
Client Sample ID: MW-9
Date Sampled: 10/05/23 12:50
Percent Solids: N/A

ESS Laboratory Work Order: 23J0203
ESS Laboratory Sample ID: 23J0203-04
Sample Matrix: Ground Water
Units: ug/L

Extraction Method: 3005A/200.7

Total Metals

Analyte	Results (MRL)	MDL	Method	Limit	DF	Analyst	Analyzed	I/V	F/V	Batch
Antimony	ND (1.0)		6020A		1	BJV	10/10/23 18:06	50	25	DJ31016
Arsenic	ND (2.5)		7010		1	KJB/CEV	10/12/23 18:57	50	25	DJ31016
Barium	**363** (25.0)		6010C		1	CEV	10/12/23 0:24	50	25	DJ31016
Beryllium	ND (0.5)		6010C		1	CEV	10/12/23 0:24	50	25	DJ31016
Cadmium	ND (2.5)		6010C		1	CEV	10/12/23 0:24	50	25	DJ31016
Chromium	ND (10.0)		6010C		1	CEV	10/12/23 0:24	50	25	DJ31016
Copper	ND (10.0)		6010C		1	CEV	10/12/23 0:24	50	25	DJ31016
Lead	ND (10.0)		6010C		1	CEV	10/12/23 0:24	50	25	DJ31016
Mercury	ND (0.20)		7470A		1	AFV	10/10/23 16:15	20	40	DJ31017
Nickel	ND (25.0)		6010C		1	CEV	10/12/23 0:24	50	25	DJ31016
Selenium	ND (25.0)		6010C		1	CEV	10/12/23 0:24	50	25	DJ31016
Silver	ND (5.0)		6010C		1	CEV	10/12/23 0:24	50	25	DJ31016
Thallium	ND (0.5)		6020A		1	BJV	10/10/23 18:06	50	25	DJ31016
Vanadium	ND (10.0)		6010C		1	CEV	10/12/23 0:24	50	25	DJ31016
Zinc	ND (25.0)		6010C		1	CEV	10/12/23 0:24	50	25	DJ31016

ESS Laboratory
Division of Thielsch Engineering, Inc.

BAL Laboratory
The Microbiology Division of Thielsch Engineering, Inc.

CERTIFICATE OF ANALYSIS

Client Name: Lightship Engineering, LLC
Client Project ID: Enfield CT
Client Sample ID: MW-9
Date Sampled: 10/05/23 12:50
Percent Solids: N/A
Initial Volume: 5ml
Final Volume: 5ml
Extraction Method: 5030B

ESS Laboratory Work Order: 23J0203
ESS Laboratory Sample ID: 23J0203-04
Sample Matrix: Ground Water
Units: ug/L
Analyst: MD

8260B Volatile Organic Compounds

Analyte	Results (MRL)	MDL	Method	Limit	DF	Analyzed	Sequence	Batch
1,1,1,2-Tetrachloroethane	ND (1.0)		8260B		1	10/10/23 13:22	D3J0150	DJ31024
1,1,1-Trichloroethane	ND (1.0)		8260B		1	10/10/23 13:22	D3J0150	DJ31024
1,1,2,2-Tetrachloroethane	ND (0.5)		8260B		1	10/10/23 13:22	D3J0150	DJ31024
1,1,2-Trichloro-1,2,2-trifluoroethane	ND (1.0)		8260B		1	10/10/23 13:22	D3J0150	DJ31024
1,1,2-Trichloroethane	ND (1.0)		8260B		1	10/10/23 13:22	D3J0150	DJ31024
1,1-Dichloroethane	ND (1.0)		8260B		1	10/10/23 13:22	D3J0150	DJ31024
1,1-Dichloroethene	ND (1.0)		8260B		1	10/10/23 13:22	D3J0150	DJ31024
1,1-Dichloropropene	ND (2.0)		8260B		1	10/10/23 13:22	D3J0150	DJ31024
1,2,3-Trichlorobenzene	ND (1.0)		8260B		1	10/10/23 13:22	D3J0150	DJ31024
1,2,3-Trichloropropane	ND (1.0)		8260B		1	10/10/23 13:22	D3J0150	DJ31024
1,2,4-Trichlorobenzene	ND (1.0)		8260B		1	10/10/23 13:22	D3J0150	DJ31024
1,2,4-Trimethylbenzene	ND (1.0)		8260B		1	10/10/23 13:22	D3J0150	DJ31024
1,2-Dibromo-3-Chloropropane	ND (5.0)		8260B		1	10/10/23 13:22	D3J0150	DJ31024
1,2-Dibromoethane	ND (1.0)		8260B		1	10/10/23 13:22	D3J0150	DJ31024
1,2-Dichlorobenzene	ND (1.0)		8260B		1	10/10/23 13:22	D3J0150	DJ31024
1,2-Dichloroethane	ND (1.0)		8260B		1	10/10/23 13:22	D3J0150	DJ31024
1,2-Dichloropropane	ND (1.0)		8260B		1	10/10/23 13:22	D3J0150	DJ31024
1,3,5-Trimethylbenzene	ND (1.0)		8260B		1	10/10/23 13:22	D3J0150	DJ31024
1,3-Dichlorobenzene	ND (1.0)		8260B		1	10/10/23 13:22	D3J0150	DJ31024
1,3-Dichloropropane	ND (1.0)		8260B		1	10/10/23 13:22	D3J0150	DJ31024
1,4-Dichlorobenzene	ND (1.0)		8260B		1	10/10/23 13:22	D3J0150	DJ31024
2,2-Dichloropropane	ND (1.0)		8260B		1	10/10/23 13:22	D3J0150	DJ31024
2-Butanone	ND (25.0)		8260B		1	10/10/23 13:22	D3J0150	DJ31024
2-Chlorotoluene	ND (1.0)		8260B		1	10/10/23 13:22	D3J0150	DJ31024
2-Hexanone	ND (10.0)		8260B		1	10/10/23 13:22	D3J0150	DJ31024
4-Chlorotoluene	ND (1.0)		8260B		1	10/10/23 13:22	D3J0150	DJ31024
4-Isopropyltoluene	ND (1.0)		8260B		1	10/10/23 13:22	D3J0150	DJ31024
4-Methyl-2-Pentanone	ND (25.0)		8260B		1	10/10/23 13:22	D3J0150	DJ31024
Acetone	ND (25.0)		8260B		1	10/10/23 13:22	D3J0150	DJ31024
Acrylonitrile	ND (0.4)		8260B		1	10/10/23 13:22	D3J0150	DJ31024
Benzene	ND (1.0)		8260B		1	10/10/23 13:22	D3J0150	DJ31024
Bromobenzene	ND (2.0)		8260B		1	10/10/23 13:22	D3J0150	DJ31024

ESS Laboratory
Division of Thielsch Engineering, Inc.

BAL Laboratory
The Microbiology Division of Thielsch Engineering, Inc.

CERTIFICATE OF ANALYSIS

Client Name: Lightship Engineering, LLC
Client Project ID: Enfield CT
Client Sample ID: MW-9
Date Sampled: 10/05/23 12:50
Percent Solids: N/A
Initial Volume: 5ml
Final Volume: 5ml
Extraction Method: 5030B

ESS Laboratory Work Order: 23J0203
ESS Laboratory Sample ID: 23J0203-04
Sample Matrix: Ground Water
Units: ug/L
Analyst: MD

8260B Volatile Organic Compounds

Analyte	Results (MRL)	MDL	Method	Limit	DF	Analyzed	Sequence	Batch
Bromochloromethane	ND (1.0)		8260B		1	10/10/23 13:22	D3J0150	DJ31024
Bromodichloromethane	ND (0.4)		8260B		1	10/10/23 13:22	D3J0150	DJ31024
Bromoform	ND (1.0)		8260B		1	10/10/23 13:22	D3J0150	DJ31024
Bromomethane	ND (2.0)		8260B		1	10/10/23 13:22	D3J0150	DJ31024
Carbon Disulfide	ND (1.0)		8260B		1	10/10/23 13:22	D3J0150	DJ31024
Carbon Tetrachloride	ND (1.0)		8260B		1	10/10/23 13:22	D3J0150	DJ31024
Chlorobenzene	ND (1.0)		8260B		1	10/10/23 13:22	D3J0150	DJ31024
Chloroethane	ND (2.0)		8260B		1	10/10/23 13:22	D3J0150	DJ31024
Chloroform	ND (1.0)		8260B		1	10/10/23 13:22	D3J0150	DJ31024
Chloromethane	ND (2.0)		8260B		1	10/10/23 13:22	D3J0150	DJ31024
cis-1,2-Dichloroethene	ND (1.0)		8260B		1	10/10/23 13:22	D3J0150	DJ31024
cis-1,3-Dichloropropene	ND (0.4)		8260B		1	10/10/23 13:22	D3J0150	DJ31024
Dibromochloromethane	ND (0.4)		8260B		1	10/10/23 13:22	D3J0150	DJ31024
Dibromomethane	ND (1.0)		8260B		1	10/10/23 13:22	D3J0150	DJ31024
Dichlorodifluoromethane	ND (2.0)		8260B		1	10/10/23 13:22	D3J0150	DJ31024
Ethylbenzene	ND (1.0)		8260B		1	10/10/23 13:22	D3J0150	DJ31024
Hexachlorobutadiene	ND (0.4)		8260B		1	10/10/23 13:22	D3J0150	DJ31024
Hexachloroethane	ND (1.0)		8260B		1	10/10/23 13:22	D3J0150	DJ31024
Isopropylbenzene	ND (1.0)		8260B		1	10/10/23 13:22	D3J0150	DJ31024
Methyl tert-Butyl Ether	ND (1.0)		8260B		1	10/10/23 13:22	D3J0150	DJ31024
Methylene Chloride	ND (4.0)		8260B		1	10/10/23 13:22	D3J0150	DJ31024
Naphthalene	ND (1.0)		8260B		1	10/10/23 13:22	D3J0150	DJ31024
n-Butylbenzene	ND (1.0)		8260B		1	10/10/23 13:22	D3J0150	DJ31024
n-Propylbenzene	ND (1.0)		8260B		1	10/10/23 13:22	D3J0150	DJ31024
sec-Butylbenzene	ND (1.0)		8260B		1	10/10/23 13:22	D3J0150	DJ31024
Styrene	ND (1.0)		8260B		1	10/10/23 13:22	D3J0150	DJ31024
tert-Butylbenzene	ND (1.0)		8260B		1	10/10/23 13:22	D3J0150	DJ31024
Tetrachloroethene	ND (1.0)		8260B		1	10/10/23 13:22	D3J0150	DJ31024
Tetrahydrofuran	ND (5.0)		8260B		1	10/10/23 13:22	D3J0150	DJ31024
Toluene	ND (1.0)		8260B		1	10/10/23 13:22	D3J0150	DJ31024
trans-1,2-Dichloroethene	ND (1.0)		8260B		1	10/10/23 13:22	D3J0150	DJ31024
trans-1,3-Dichloropropene	ND (0.4)		8260B		1	10/10/23 13:22	D3J0150	DJ31024

ESS Laboratory
Division of Thielsch Engineering, Inc.

BAL Laboratory
The Microbiology Division of Thielsch Engineering, Inc.

CERTIFICATE OF ANALYSIS

Client Name: Lightship Engineering, LLC
Client Project ID: Enfield CT
Client Sample ID: MW-9
Date Sampled: 10/05/23 12:50
Percent Solids: N/A
Initial Volume: 5ml
Final Volume: 5ml
Extraction Method: 5030B

ESS Laboratory Work Order: 23J0203
ESS Laboratory Sample ID: 23J0203-04
Sample Matrix: Ground Water
Units: ug/L
Analyst: MD

8260B Volatile Organic Compounds

Analyte	Results (MRL)	MDL	Method	Limit	DF	Analyzed	Sequence	Batch
Trans-1,4-Dichloro-2-Butene	ND (5.0)		8260B		1	10/10/23 13:22	D3J0150	DJ31024
Trichloroethene	ND (1.0)		8260B		1	10/10/23 13:22	D3J0150	DJ31024
Trichlorofluoromethane	ND (1.0)		8260B		1	10/10/23 13:22	D3J0150	DJ31024
Vinyl Chloride	ND (1.0)		8260B		1	10/10/23 13:22	D3J0150	DJ31024
Xylene O	ND (1.0)		8260B		1	10/10/23 13:22	D3J0150	DJ31024
Xylene P,M	ND (2.0)		8260B		1	10/10/23 13:22	D3J0150	DJ31024
Xylenes (Total)	ND (2.00)		8260B		1	10/10/23 13:22		[CALC]

	%Recovery	Qualifier	Limits
Surrogate: 1,2-Dichloroethane-d4	*114 %*		*70-130*
Surrogate: 4-Bromofluorobenzene	*96 %*		*70-130*
Surrogate: Dibromofluoromethane	*104 %*		*70-130*
Surrogate: Toluene-d8	*100 %*		*70-130*

ESS Laboratory
Division of Thielsch Engineering, Inc.

BAL Laboratory
The Microbiology Division of Thielsch Engineering, Inc.

CERTIFICATE OF ANALYSIS

Client Name: Lightship Engineering, LLC
Client Project ID: Enfield CT
Client Sample ID: MW-9
Date Sampled: 10/05/23 12:50
Percent Solids: N/A
Initial Volume: 1070ml
Final Volume: 0.25ml
Extraction Method: 3510C

ESS Laboratory Work Order: 23J0203
ESS Laboratory Sample ID: 23J0203-04
Sample Matrix: Ground Water
Units: ug/L
Analyst: TJ
Prepared: 10/12/23 9:45

8270D(SIM) Polynuclear Aromatic Hydrocarbons

Analyte	Results (MRL)	MDL	Method	Limit	DF	Analyzed	Sequence	Batch
2-Methylnaphthalene	ND (0.19)		8270D SIM PAH		1	10/12/23 20:53	D3J0214	DJ31203
Acenaphthene	ND (0.19)		8270D SIM PAH		1	10/12/23 20:53	D3J0214	DJ31203
Acenaphthylene	ND (0.19)		8270D SIM PAH		1	10/12/23 20:53	D3J0214	DJ31203
Anthracene	ND (0.19)		8270D SIM PAH		1	10/12/23 20:53	D3J0214	DJ31203
Benzo(a)anthracene	ND (0.05)		8270D SIM PAH		1	10/12/23 20:53	D3J0214	DJ31203
Benzo(a)pyrene	ND (0.05)		8270D SIM PAH		1	10/12/23 20:53	D3J0214	DJ31203
Benzo(b)fluoranthene	ND (0.05)		8270D SIM PAH		1	10/12/23 20:53	D3J0214	DJ31203
Benzo(g,h,i)perylene	ND (0.19)		8270D SIM PAH		1	10/12/23 20:53	D3J0214	DJ31203
Benzo(k)fluoranthene	ND (0.05)		8270D SIM PAH		1	10/12/23 20:53	D3J0214	DJ31203
Chrysene	ND (0.05)		8270D SIM PAH		1	10/12/23 20:53	D3J0214	DJ31203
Dibenzo(a,h)Anthracene	ND (0.05)		8270D SIM PAH		1	10/12/23 20:53	D3J0214	DJ31203
Fluoranthene	ND (0.19)		8270D SIM PAH		1	10/12/23 20:53	D3J0214	DJ31203
Fluorene	ND (0.19)		8270D SIM PAH		1	10/12/23 20:53	D3J0214	DJ31203
Indeno(1,2,3-cd)Pyrene	ND (0.05)		8270D SIM PAH		1	10/12/23 20:53	D3J0214	DJ31203
Naphthalene	ND (0.19)		8270D SIM PAH		1	10/12/23 20:53	D3J0214	DJ31203
Phenanthrene	ND (0.05)		8270D SIM PAH		1	10/12/23 20:53	D3J0214	DJ31203
Pyrene	ND (0.19)		8270D SIM PAH		1	10/12/23 20:53	D3J0214	DJ31203

	%Recovery	Qualifier	Limits
Surrogate: 1,2-Dichlorobenzene-d4	*72 %*		*30-130*
Surrogate: 2-Fluorobiphenyl	*80 %*		*30-130*
Surrogate: Nitrobenzene-d5	*82 %*		*30-130*
Surrogate: p-Terphenyl-d14	*92 %*		*30-130*

ESS Laboratory
Division of Thielsch Engineering, Inc.

BAL Laboratory
The Microbiology Division of Thielsch Engineering, Inc.

CERTIFICATE OF ANALYSIS

Client Name: Lightship Engineering, LLC
Client Project ID: Enfield CT
Client Sample ID: MW-12
Date Sampled: 10/05/23 14:30
Percent Solids: N/A

ESS Laboratory Work Order: 23J0203
ESS Laboratory Sample ID: 23J0203-05
Sample Matrix: Ground Water
Units: ug/L

Extraction Method: 3005A/200.7

Total Metals

Analyte	Results (MRL)	MDL	Method	Limit	DF	Analyst	Analyzed	I/V	F/V	Batch
Antimony	ND (1.0)		6020A		1	BJV	10/10/23 18:12	50	25	DJ31016
Arsenic	**3.0** (2.5)		7010		1	KJB/CEV	10/12/23 19:02	50	25	DJ31016
Barium	**803** (25.0)		6010C		1	CEV	10/12/23 0:27	50	25	DJ31016
Beryllium	ND (0.5)		6010C		1	CEV	10/12/23 0:27	50	25	DJ31016
Cadmium	ND (2.5)		6010C		1	CEV	10/12/23 0:27	50	25	DJ31016
Chromium	ND (10.0)		6010C		1	CEV	10/12/23 0:27	50	25	DJ31016
Copper	ND (10.0)		6010C		1	CEV	10/12/23 0:27	50	25	DJ31016
Lead	ND (10.0)		6010C		1	CEV	10/12/23 0:27	50	25	DJ31016
Mercury	ND (0.20)		7470A		1	AFV	10/10/23 16:17	20	40	DJ31017
Nickel	ND (25.0)		6010C		1	CEV	10/12/23 0:27	50	25	DJ31016
Selenium	ND (25.0)		6010C		1	CEV	10/12/23 0:27	50	25	DJ31016
Silver	ND (5.0)		6010C		1	CEV	10/12/23 0:27	50	25	DJ31016
Thallium	ND (0.5)		6020A		1	BJV	10/10/23 18:12	50	25	DJ31016
Vanadium	ND (10.0)		6010C		1	CEV	10/12/23 0:27	50	25	DJ31016
Zinc	**31.8** (25.0)		6010C		1	CEV	10/12/23 0:27	50	25	DJ31016

ESS Laboratory
Division of Thielsch Engineering, Inc.

BAL Laboratory
The Microbiology Division of Thielsch Engineering, Inc.

CERTIFICATE OF ANALYSIS

Client Name: Lightship Engineering, LLC
Client Project ID: Enfield CT
Client Sample ID: MW-12
Date Sampled: 10/05/23 14:30
Percent Solids: N/A
Initial Volume: 5ml
Final Volume: 5ml
Extraction Method: 5030B

ESS Laboratory Work Order: 23J0203
ESS Laboratory Sample ID: 23J0203-05
Sample Matrix: Ground Water
Units: ug/L
Analyst: MD

8260B Volatile Organic Compounds

Analyte	Results (MRL)	MDL	Method	Limit	DF	Analyzed	Sequence	Batch
1,1,1,2-Tetrachloroethane	ND (1.0)		8260B		1	10/10/23 13:48	D3J0150	DJ31024
1,1,1-Trichloroethane	ND (1.0)		8260B		1	10/10/23 13:48	D3J0150	DJ31024
1,1,2,2-Tetrachloroethane	ND (0.5)		8260B		1	10/10/23 13:48	D3J0150	DJ31024
1,1,2-Trichloro-1,2,2-trifluoroethane	ND (1.0)		8260B		1	10/10/23 13:48	D3J0150	DJ31024
1,1,2-Trichloroethane	ND (1.0)		8260B		1	10/10/23 13:48	D3J0150	DJ31024
1,1-Dichloroethane	ND (1.0)		8260B		1	10/10/23 13:48	D3J0150	DJ31024
1,1-Dichloroethene	ND (1.0)		8260B		1	10/10/23 13:48	D3J0150	DJ31024
1,1-Dichloropropene	ND (2.0)		8260B		1	10/10/23 13:48	D3J0150	DJ31024
1,2,3-Trichlorobenzene	ND (1.0)		8260B		1	10/10/23 13:48	D3J0150	DJ31024
1,2,3-Trichloropropane	ND (1.0)		8260B		1	10/10/23 13:48	D3J0150	DJ31024
1,2,4-Trichlorobenzene	ND (1.0)		8260B		1	10/10/23 13:48	D3J0150	DJ31024
1,2,4-Trimethylbenzene	ND (1.0)		8260B		1	10/10/23 13:48	D3J0150	DJ31024
1,2-Dibromo-3-Chloropropane	ND (5.0)		8260B		1	10/10/23 13:48	D3J0150	DJ31024
1,2-Dibromoethane	ND (1.0)		8260B		1	10/10/23 13:48	D3J0150	DJ31024
1,2-Dichlorobenzene	ND (1.0)		8260B		1	10/10/23 13:48	D3J0150	DJ31024
1,2-Dichloroethane	ND (1.0)		8260B		1	10/10/23 13:48	D3J0150	DJ31024
1,2-Dichloropropane	ND (1.0)		8260B		1	10/10/23 13:48	D3J0150	DJ31024
1,3,5-Trimethylbenzene	ND (1.0)		8260B		1	10/10/23 13:48	D3J0150	DJ31024
1,3-Dichlorobenzene	ND (1.0)		8260B		1	10/10/23 13:48	D3J0150	DJ31024
1,3-Dichloropropane	ND (1.0)		8260B		1	10/10/23 13:48	D3J0150	DJ31024
1,4-Dichlorobenzene	ND (1.0)		8260B		1	10/10/23 13:48	D3J0150	DJ31024
2,2-Dichloropropane	ND (1.0)		8260B		1	10/10/23 13:48	D3J0150	DJ31024
2-Butanone	ND (25.0)		8260B		1	10/10/23 13:48	D3J0150	DJ31024
2-Chlorotoluene	ND (1.0)		8260B		1	10/10/23 13:48	D3J0150	DJ31024
2-Hexanone	ND (10.0)		8260B		1	10/10/23 13:48	D3J0150	DJ31024
4-Chlorotoluene	ND (1.0)		8260B		1	10/10/23 13:48	D3J0150	DJ31024
4-Isopropyltoluene	ND (1.0)		8260B		1	10/10/23 13:48	D3J0150	DJ31024
4-Methyl-2-Pentanone	ND (25.0)		8260B		1	10/10/23 13:48	D3J0150	DJ31024
Acetone	ND (25.0)		8260B		1	10/10/23 13:48	D3J0150	DJ31024
Acrylonitrile	ND (0.4)		8260B		1	10/10/23 13:48	D3J0150	DJ31024
Benzene	ND (1.0)		8260B		1	10/10/23 13:48	D3J0150	DJ31024
Bromobenzene	ND (2.0)		8260B		1	10/10/23 13:48	D3J0150	DJ31024

ESS Laboratory
Division of Thielsch Engineering, Inc.

BAL Laboratory
The Microbiology Division of Thielsch Engineering, Inc.

CERTIFICATE OF ANALYSIS

Client Name: Lightship Engineering, LLC
Client Project ID: Enfield CT
Client Sample ID: MW-12
Date Sampled: 10/05/23 14:30
Percent Solids: N/A
Initial Volume: 5ml
Final Volume: 5ml
Extraction Method: 5030B

ESS Laboratory Work Order: 23J0203
ESS Laboratory Sample ID: 23J0203-05
Sample Matrix: Ground Water
Units: ug/L
Analyst: MD

8260B Volatile Organic Compounds

Analyte	Results (MRL)	MDL	Method	Limit	DF	Analyzed	Sequence	Batch
Bromochloromethane	ND (1.0)		8260B		1	10/10/23 13:48	D3J0150	DJ31024
Bromodichloromethane	ND (0.4)		8260B		1	10/10/23 13:48	D3J0150	DJ31024
Bromoform	ND (1.0)		8260B		1	10/10/23 13:48	D3J0150	DJ31024
Bromomethane	ND (2.0)		8260B		1	10/10/23 13:48	D3J0150	DJ31024
Carbon Disulfide	ND (1.0)		8260B		1	10/10/23 13:48	D3J0150	DJ31024
Carbon Tetrachloride	ND (1.0)		8260B		1	10/10/23 13:48	D3J0150	DJ31024
Chlorobenzene	ND (1.0)		8260B		1	10/10/23 13:48	D3J0150	DJ31024
Chloroethane	ND (2.0)		8260B		1	10/10/23 13:48	D3J0150	DJ31024
Chloroform	ND (1.0)		8260B		1	10/10/23 13:48	D3J0150	DJ31024
Chloromethane	ND (2.0)		8260B		1	10/10/23 13:48	D3J0150	DJ31024
cis-1,2-Dichloroethene	ND (1.0)		8260B		1	10/10/23 13:48	D3J0150	DJ31024
cis-1,3-Dichloropropene	ND (0.4)		8260B		1	10/10/23 13:48	D3J0150	DJ31024
Dibromochloromethane	ND (0.4)		8260B		1	10/10/23 13:48	D3J0150	DJ31024
Dibromomethane	ND (1.0)		8260B		1	10/10/23 13:48	D3J0150	DJ31024
Dichlorodifluoromethane	ND (2.0)		8260B		1	10/10/23 13:48	D3J0150	DJ31024
Ethylbenzene	ND (1.0)		8260B		1	10/10/23 13:48	D3J0150	DJ31024
Hexachlorobutadiene	ND (0.4)		8260B		1	10/10/23 13:48	D3J0150	DJ31024
Hexachloroethane	ND (1.0)		8260B		1	10/10/23 13:48	D3J0150	DJ31024
Isopropylbenzene	ND (1.0)		8260B		1	10/10/23 13:48	D3J0150	DJ31024
Methyl tert-Butyl Ether	ND (1.0)		8260B		1	10/10/23 13:48	D3J0150	DJ31024
Methylene Chloride	ND (4.0)		8260B		1	10/10/23 13:48	D3J0150	DJ31024
Naphthalene	ND (1.0)		8260B		1	10/10/23 13:48	D3J0150	DJ31024
n-Butylbenzene	ND (1.0)		8260B		1	10/10/23 13:48	D3J0150	DJ31024
n-Propylbenzene	ND (1.0)		8260B		1	10/10/23 13:48	D3J0150	DJ31024
sec-Butylbenzene	ND (1.0)		8260B		1	10/10/23 13:48	D3J0150	DJ31024
Styrene	ND (1.0)		8260B		1	10/10/23 13:48	D3J0150	DJ31024
tert-Butylbenzene	ND (1.0)		8260B		1	10/10/23 13:48	D3J0150	DJ31024
Tetrachloroethene	ND (1.0)		8260B		1	10/10/23 13:48	D3J0150	DJ31024
Tetrahydrofuran	ND (5.0)		8260B		1	10/10/23 13:48	D3J0150	DJ31024
Toluene	ND (1.0)		8260B		1	10/10/23 13:48	D3J0150	DJ31024
trans-1,2-Dichloroethene	ND (1.0)		8260B		1	10/10/23 13:48	D3J0150	DJ31024
trans-1,3-Dichloropropene	ND (0.4)		8260B		1	10/10/23 13:48	D3J0150	DJ31024

ESS Laboratory
Division of Thielsch Engineering, Inc.

BAL Laboratory
The Microbiology Division of Thielsch Engineering, Inc.

CERTIFICATE OF ANALYSIS

Client Name: Lightship Engineering, LLC
Client Project ID: Enfield CT
Client Sample ID: MW-12
Date Sampled: 10/05/23 14:30
Percent Solids: N/A
Initial Volume: 5ml
Final Volume: 5ml
Extraction Method: 5030B

ESS Laboratory Work Order: 23J0203
ESS Laboratory Sample ID: 23J0203-05
Sample Matrix: Ground Water
Units: ug/L
Analyst: MD

8260B Volatile Organic Compounds

Analyte	Results (MRL)	MDL	Method	Limit	DF	Analyzed	Sequence	Batch
Trans-1,4-Dichloro-2-Butene	ND (5.0)		8260B		1	10/10/23 13:48	D3J0150	DJ31024
Trichloroethene	ND (1.0)		8260B		1	10/10/23 13:48	D3J0150	DJ31024
Trichlorofluoromethane	ND (1.0)		8260B		1	10/10/23 13:48	D3J0150	DJ31024
Vinyl Chloride	ND (1.0)		8260B		1	10/10/23 13:48	D3J0150	DJ31024
Xylene O	ND (1.0)		8260B		1	10/10/23 13:48	D3J0150	DJ31024
Xylene P,M	ND (2.0)		8260B		1	10/10/23 13:48	D3J0150	DJ31024
Xylenes (Total)	ND (2.00)		8260B		1	10/10/23 13:48		[CALC]

	%Recovery	Qualifier	Limits
Surrogate: 1,2-Dichloroethane-d4	*113 %*		*70-130*
Surrogate: 4-Bromofluorobenzene	*96 %*		*70-130*
Surrogate: Dibromofluoromethane	*103 %*		*70-130*
Surrogate: Toluene-d8	*101 %*		*70-130*

ESS Laboratory
Division of Thielsch Engineering, Inc.

BAL Laboratory
The Microbiology Division of Thielsch Engineering, Inc.

CERTIFICATE OF ANALYSIS

Client Name: Lightship Engineering, LLC
Client Project ID: Enfield CT
Client Sample ID: MW-12
Date Sampled: 10/05/23 14:30
Percent Solids: N/A
Initial Volume: 1010ml
Final Volume: 0.25ml
Extraction Method: 3510C

ESS Laboratory Work Order: 23J0203
ESS Laboratory Sample ID: 23J0203-05
Sample Matrix: Ground Water
Units: ug/L
Analyst: TJ
Prepared: 10/12/23 9:45

8270D(SIM) Polynuclear Aromatic Hydrocarbons

Analyte	Results (MRL)	MDL	Method	Limit	DF	Analyzed	Sequence	Batch
2-Methylnaphthalene	ND (0.20)		8270D SIM PAH		1	10/12/23 21:14	D3J0214	DJ31203
Acenaphthene	**0.67** (0.20)		8270D SIM PAH		1	10/12/23 21:14	D3J0214	DJ31203
Acenaphthylene	ND (0.20)		8270D SIM PAH		1	10/12/23 21:14	D3J0214	DJ31203
Anthracene	ND (0.20)		8270D SIM PAH		1	10/12/23 21:14	D3J0214	DJ31203
Benzo(a)anthracene	ND (0.05)		8270D SIM PAH		1	10/12/23 21:14	D3J0214	DJ31203
Benzo(a)pyrene	ND (0.05)		8270D SIM PAH		1	10/12/23 21:14	D3J0214	DJ31203
Benzo(b)fluoranthene	ND (0.05)		8270D SIM PAH		1	10/12/23 21:14	D3J0214	DJ31203
Benzo(g,h,i)perylene	ND (0.20)		8270D SIM PAH		1	10/12/23 21:14	D3J0214	DJ31203
Benzo(k)fluoranthene	ND (0.05)		8270D SIM PAH		1	10/12/23 21:14	D3J0214	DJ31203
Chrysene	ND (0.05)		8270D SIM PAH		1	10/12/23 21:14	D3J0214	DJ31203
Dibenzo(a,h)Anthracene	ND (0.05)		8270D SIM PAH		1	10/12/23 21:14	D3J0214	DJ31203
Fluoranthene	ND (0.20)		8270D SIM PAH		1	10/12/23 21:14	D3J0214	DJ31203
Fluorene	ND (0.20)		8270D SIM PAH		1	10/12/23 21:14	D3J0214	DJ31203
Indeno(1,2,3-cd)Pyrene	ND (0.05)		8270D SIM PAH		1	10/12/23 21:14	D3J0214	DJ31203
Naphthalene	ND (0.20)		8270D SIM PAH		1	10/12/23 21:14	D3J0214	DJ31203
Phenanthrene	ND (0.05)		8270D SIM PAH		1	10/12/23 21:14	D3J0214	DJ31203
Pyrene	ND (0.20)		8270D SIM PAH		1	10/12/23 21:14	D3J0214	DJ31203

	%Recovery	Qualifier	Limits
Surrogate: 1,2-Dichlorobenzene-d4	*66 %*		*30-130*
Surrogate: 2-Fluorobiphenyl	*78 %*		*30-130*
Surrogate: Nitrobenzene-d5	*78 %*		*30-130*
Surrogate: p-Terphenyl-d14	*89 %*		*30-130*

ESS Laboratory
Division of Thielsch Engineering, Inc.

BAL Laboratory
The Microbiology Division of Thielsch Engineering, Inc.

CERTIFICATE OF ANALYSIS

Client Name: Lightship Engineering, LLC
Client Project ID: Enfield CT
Client Sample ID: MW-13
Date Sampled: 10/05/23 14:35
Percent Solids: N/A

ESS Laboratory Work Order: 23J0203
ESS Laboratory Sample ID: 23J0203-06
Sample Matrix: Ground Water
Units: ug/L

Extraction Method: 3005A/200.7

Total Metals

Analyte	Results (MRL)	MDL	Method	Limit	DF	Analyst	Analyzed	I/V	F/V	Batch
Antimony	ND (1.0)		6020A		1	BJV	10/10/23 18:17	50	25	DJ31016
Arsenic	**32.3** (12.5)		7010		5	CEV/KJB	10/13/23 15:16	50	25	DJ31016
Barium	**330** (25.0)		6010C		1	CEV	10/12/23 0:29	50	25	DJ31016
Beryllium	ND (0.5)		6010C		1	CEV	10/12/23 0:29	50	25	DJ31016
Cadmium	ND (2.5)		6010C		1	CEV	10/12/23 0:29	50	25	DJ31016
Chromium	ND (10.0)		6010C		1	CEV	10/12/23 0:29	50	25	DJ31016
Copper	**14.8** (10.0)		6010C		1	CEV	10/12/23 0:29	50	25	DJ31016
Lead	ND (10.0)		6010C		1	CEV	10/12/23 0:29	50	25	DJ31016
Mercury	ND (0.20)		7470A		1	AFV	10/10/23 16:23	20	40	DJ31017
Nickel	ND (25.0)		6010C		1	CEV	10/12/23 0:29	50	25	DJ31016
Selenium	ND (25.0)		6010C		1	CEV	10/12/23 0:29	50	25	DJ31016
Silver	ND (5.0)		6010C		1	CEV	10/12/23 0:29	50	25	DJ31016
Thallium	ND (0.5)		6020A		1	BJV	10/10/23 18:17	50	25	DJ31016
Vanadium	ND (10.0)		6010C		1	CEV	10/12/23 0:29	50	25	DJ31016
Zinc	**166** (25.0)		6010C		1	CEV	10/12/23 0:29	50	25	DJ31016

ESS Laboratory
Division of Thielsch Engineering, Inc.

BAL Laboratory
The Microbiology Division of Thielsch Engineering, Inc.

CERTIFICATE OF ANALYSIS

Client Name: Lightship Engineering, LLC
Client Project ID: Enfield CT
Client Sample ID: MW-13
Date Sampled: 10/05/23 14:35
Percent Solids: N/A
Initial Volume: 5ml
Final Volume: 5ml
Extraction Method: 5030B

ESS Laboratory Work Order: 23J0203
ESS Laboratory Sample ID: 23J0203-06
Sample Matrix: Ground Water
Units: ug/L
Analyst: MD

8260B Volatile Organic Compounds

Analyte	Results (MRL)	MDL	Method	Limit	DF	Analyzed	Sequence	Batch
1,1,1,2-Tetrachloroethane	ND (1.0)		8260B		1	10/10/23 14:14	D3J0150	DJ31024
1,1,1-Trichloroethane	ND (1.0)		8260B		1	10/10/23 14:14	D3J0150	DJ31024
1,1,2,2-Tetrachloroethane	ND (0.5)		8260B		1	10/10/23 14:14	D3J0150	DJ31024
1,1,2-Trichloro-1,2,2-trifluoroethane	ND (1.0)		8260B		1	10/10/23 14:14	D3J0150	DJ31024
1,1,2-Trichloroethane	ND (1.0)		8260B		1	10/10/23 14:14	D3J0150	DJ31024
1,1-Dichloroethane	ND (1.0)		8260B		1	10/10/23 14:14	D3J0150	DJ31024
1,1-Dichloroethene	ND (1.0)		8260B		1	10/10/23 14:14	D3J0150	DJ31024
1,1-Dichloropropene	ND (2.0)		8260B		1	10/10/23 14:14	D3J0150	DJ31024
1,2,3-Trichlorobenzene	ND (1.0)		8260B		1	10/10/23 14:14	D3J0150	DJ31024
1,2,3-Trichloropropane	ND (1.0)		8260B		1	10/10/23 14:14	D3J0150	DJ31024
1,2,4-Trichlorobenzene	ND (1.0)		8260B		1	10/10/23 14:14	D3J0150	DJ31024
1,2,4-Trimethylbenzene	ND (1.0)		8260B		1	10/10/23 14:14	D3J0150	DJ31024
1,2-Dibromo-3-Chloropropane	ND (5.0)		8260B		1	10/10/23 14:14	D3J0150	DJ31024
1,2-Dibromoethane	ND (1.0)		8260B		1	10/10/23 14:14	D3J0150	DJ31024
1,2-Dichlorobenzene	ND (1.0)		8260B		1	10/10/23 14:14	D3J0150	DJ31024
1,2-Dichloroethane	ND (1.0)		8260B		1	10/10/23 14:14	D3J0150	DJ31024
1,2-Dichloropropane	ND (1.0)		8260B		1	10/10/23 14:14	D3J0150	DJ31024
1,3,5-Trimethylbenzene	ND (1.0)		8260B		1	10/10/23 14:14	D3J0150	DJ31024
1,3-Dichlorobenzene	ND (1.0)		8260B		1	10/10/23 14:14	D3J0150	DJ31024
1,3-Dichloropropane	ND (1.0)		8260B		1	10/10/23 14:14	D3J0150	DJ31024
1,4-Dichlorobenzene	ND (1.0)		8260B		1	10/10/23 14:14	D3J0150	DJ31024
2,2-Dichloropropane	ND (1.0)		8260B		1	10/10/23 14:14	D3J0150	DJ31024
2-Butanone	ND (25.0)		8260B		1	10/10/23 14:14	D3J0150	DJ31024
2-Chlorotoluene	ND (1.0)		8260B		1	10/10/23 14:14	D3J0150	DJ31024
2-Hexanone	ND (10.0)		8260B		1	10/10/23 14:14	D3J0150	DJ31024
4-Chlorotoluene	ND (1.0)		8260B		1	10/10/23 14:14	D3J0150	DJ31024
4-Isopropyltoluene	ND (1.0)		8260B		1	10/10/23 14:14	D3J0150	DJ31024
4-Methyl-2-Pentanone	ND (25.0)		8260B		1	10/10/23 14:14	D3J0150	DJ31024
Acetone	ND (25.0)		8260B		1	10/10/23 14:14	D3J0150	DJ31024
Acrylonitrile	ND (0.4)		8260B		1	10/10/23 14:14	D3J0150	DJ31024
Benzene	ND (1.0)		8260B		1	10/10/23 14:14	D3J0150	DJ31024
Bromobenzene	ND (2.0)		8260B		1	10/10/23 14:14	D3J0150	DJ31024

ESS Laboratory
Division of Thielsch Engineering, Inc.

BAL Laboratory
The Microbiology Division of Thielsch Engineering, Inc.

CERTIFICATE OF ANALYSIS

Client Name: Lightship Engineering, LLC
Client Project ID: Enfield CT
Client Sample ID: MW-13
Date Sampled: 10/05/23 14:35
Percent Solids: N/A
Initial Volume: 5ml
Final Volume: 5ml
Extraction Method: 5030B

ESS Laboratory Work Order: 23J0203
ESS Laboratory Sample ID: 23J0203-06
Sample Matrix: Ground Water
Units: ug/L
Analyst: MD

8260B Volatile Organic Compounds

Analyte	Results (MRL)	MDL	Method	Limit	DF	Analyzed	Sequence	Batch
Bromochloromethane	ND (1.0)		8260B		1	10/10/23 14:14	D3J0150	DJ31024
Bromodichloromethane	ND (0.4)		8260B		1	10/10/23 14:14	D3J0150	DJ31024
Bromoform	ND (1.0)		8260B		1	10/10/23 14:14	D3J0150	DJ31024
Bromomethane	ND (2.0)		8260B		1	10/10/23 14:14	D3J0150	DJ31024
Carbon Disulfide	ND (1.0)		8260B		1	10/10/23 14:14	D3J0150	DJ31024
Carbon Tetrachloride	ND (1.0)		8260B		1	10/10/23 14:14	D3J0150	DJ31024
Chlorobenzene	ND (1.0)		8260B		1	10/10/23 14:14	D3J0150	DJ31024
Chloroethane	ND (2.0)		8260B		1	10/10/23 14:14	D3J0150	DJ31024
Chloroform	ND (1.0)		8260B		1	10/10/23 14:14	D3J0150	DJ31024
Chloromethane	ND (2.0)		8260B		1	10/10/23 14:14	D3J0150	DJ31024
cis-1,2-Dichloroethene	ND (1.0)		8260B		1	10/10/23 14:14	D3J0150	DJ31024
cis-1,3-Dichloropropene	ND (0.4)		8260B		1	10/10/23 14:14	D3J0150	DJ31024
Dibromochloromethane	ND (0.4)		8260B		1	10/10/23 14:14	D3J0150	DJ31024
Dibromomethane	ND (1.0)		8260B		1	10/10/23 14:14	D3J0150	DJ31024
Dichlorodifluoromethane	ND (2.0)		8260B		1	10/10/23 14:14	D3J0150	DJ31024
Ethylbenzene	ND (1.0)		8260B		1	10/10/23 14:14	D3J0150	DJ31024
Hexachlorobutadiene	ND (0.4)		8260B		1	10/10/23 14:14	D3J0150	DJ31024
Hexachloroethane	ND (1.0)		8260B		1	10/10/23 14:14	D3J0150	DJ31024
Isopropylbenzene	ND (1.0)		8260B		1	10/10/23 14:14	D3J0150	DJ31024
Methyl tert-Butyl Ether	ND (1.0)		8260B		1	10/10/23 14:14	D3J0150	DJ31024
Methylene Chloride	ND (4.0)		8260B		1	10/10/23 14:14	D3J0150	DJ31024
Naphthalene	ND (1.0)		8260B		1	10/10/23 14:14	D3J0150	DJ31024
n-Butylbenzene	ND (1.0)		8260B		1	10/10/23 14:14	D3J0150	DJ31024
n-Propylbenzene	ND (1.0)		8260B		1	10/10/23 14:14	D3J0150	DJ31024
sec-Butylbenzene	ND (1.0)		8260B		1	10/10/23 14:14	D3J0150	DJ31024
Styrene	ND (1.0)		8260B		1	10/10/23 14:14	D3J0150	DJ31024
tert-Butylbenzene	ND (1.0)		8260B		1	10/10/23 14:14	D3J0150	DJ31024
Tetrachloroethene	ND (1.0)		8260B		1	10/10/23 14:14	D3J0150	DJ31024
Tetrahydrofuran	ND (5.0)		8260B		1	10/10/23 14:14	D3J0150	DJ31024
Toluene	ND (1.0)		8260B		1	10/10/23 14:14	D3J0150	DJ31024
trans-1,2-Dichloroethene	ND (1.0)		8260B		1	10/10/23 14:14	D3J0150	DJ31024
trans-1,3-Dichloropropene	ND (0.4)		8260B		1	10/10/23 14:14	D3J0150	DJ31024

ESS Laboratory
Division of Thielsch Engineering, Inc.

BAL Laboratory
The Microbiology Division of Thielsch Engineering, Inc.

CERTIFICATE OF ANALYSIS

Client Name: Lightship Engineering, LLC
Client Project ID: Enfield CT
Client Sample ID: MW-13
Date Sampled: 10/05/23 14:35
Percent Solids: N/A
Initial Volume: 5ml
Final Volume: 5ml
Extraction Method: 5030B

ESS Laboratory Work Order: 23J0203
ESS Laboratory Sample ID: 23J0203-06
Sample Matrix: Ground Water
Units: ug/L
Analyst: MD

8260B Volatile Organic Compounds

Analyte	Results (MRL)	MDL	Method	Limit	DF	Analyzed	Sequence	Batch
Trans-1,4-Dichloro-2-Butene	ND (5.0)		8260B		1	10/10/23 14:14	D3J0150	DJ31024
Trichloroethene	ND (1.0)		8260B		1	10/10/23 14:14	D3J0150	DJ31024
Trichlorofluoromethane	ND (1.0)		8260B		1	10/10/23 14:14	D3J0150	DJ31024
Vinyl Chloride	ND (1.0)		8260B		1	10/10/23 14:14	D3J0150	DJ31024
Xylene O	ND (1.0)		8260B		1	10/10/23 14:14	D3J0150	DJ31024
Xylene P,M	ND (2.0)		8260B		1	10/10/23 14:14	D3J0150	DJ31024
Xylenes (Total)	ND (2.00)		8260B		1	10/10/23 14:14		[CALC]

	%Recovery	Qualifier	Limits
Surrogate: 1,2-Dichloroethane-d4	*115 %*		*70-130*
Surrogate: 4-Bromofluorobenzene	*95 %*		*70-130*
Surrogate: Dibromofluoromethane	*105 %*		*70-130*
Surrogate: Toluene-d8	*100 %*		*70-130*

ESS Laboratory
Division of Thielsch Engineering, Inc.

BAL Laboratory
The Microbiology Division of Thielsch Engineering, Inc.

CERTIFICATE OF ANALYSIS

Client Name: Lightship Engineering, LLC
Client Project ID: Enfield CT
Client Sample ID: MW-13
Date Sampled: 10/05/23 14:35
Percent Solids: N/A
Initial Volume: 1040ml
Final Volume: 0.25ml
Extraction Method: 3510C

ESS Laboratory Work Order: 23J0203
ESS Laboratory Sample ID: 23J0203-06
Sample Matrix: Ground Water
Units: ug/L
Analyst: TJ
Prepared: 10/12/23 9:45

8270D(SIM) Polynuclear Aromatic Hydrocarbons

Analyte	Results (MRL)	MDL	Method	Limit	DF	Analyzed	Sequence	Batch
2-Methylnaphthalene	ND (0.19)		8270D SIM PAH		1	10/12/23 21:35	D3J0214	DJ31203
Acenaphthene	ND (0.19)		8270D SIM PAH		1	10/12/23 21:35	D3J0214	DJ31203
Acenaphthylene	ND (0.19)		8270D SIM PAH		1	10/12/23 21:35	D3J0214	DJ31203
Anthracene	ND (0.19)		8270D SIM PAH		1	10/12/23 21:35	D3J0214	DJ31203
Benzo(a)anthracene	**0.05** (0.05)		8270D SIM PAH		1	10/12/23 21:35	D3J0214	DJ31203
Benzo(a)pyrene	**0.06** (0.05)		8270D SIM PAH		1	10/12/23 21:35	D3J0214	DJ31203
Benzo(b)fluoranthene	ND (0.05)		8270D SIM PAH		1	10/12/23 21:35	D3J0214	DJ31203
Benzo(g,h,i)perylene	ND (0.19)		8270D SIM PAH		1	10/12/23 21:35	D3J0214	DJ31203
Benzo(k)fluoranthene	ND (0.05)		8270D SIM PAH		1	10/12/23 21:35	D3J0214	DJ31203
Chrysene	ND (0.05)		8270D SIM PAH		1	10/12/23 21:35	D3J0214	DJ31203
Dibenzo(a,h)Anthracene	ND (0.05)		8270D SIM PAH		1	10/12/23 21:35	D3J0214	DJ31203
Fluoranthene	ND (0.19)		8270D SIM PAH		1	10/12/23 21:35	D3J0214	DJ31203
Fluorene	ND (0.19)		8270D SIM PAH		1	10/12/23 21:35	D3J0214	DJ31203
Indeno(1,2,3-cd)Pyrene	ND (0.05)		8270D SIM PAH		1	10/12/23 21:35	D3J0214	DJ31203
Naphthalene	ND (0.19)		8270D SIM PAH		1	10/12/23 21:35	D3J0214	DJ31203
Phenanthrene	ND (0.05)		8270D SIM PAH		1	10/12/23 21:35	D3J0214	DJ31203
Pyrene	ND (0.19)		8270D SIM PAH		1	10/12/23 21:35	D3J0214	DJ31203

	%Recovery	Qualifier	Limits
Surrogate: 1,2-Dichlorobenzene-d4	*73 %*		*30-130*
Surrogate: 2-Fluorobiphenyl	*82 %*		*30-130*
Surrogate: Nitrobenzene-d5	*80 %*		*30-130*
Surrogate: p-Terphenyl-d14	*88 %*		*30-130*

ESS Laboratory
Division of Thielsch Engineering, Inc.

BAL Laboratory
The Microbiology Division of Thielsch Engineering, Inc.

CERTIFICATE OF ANALYSIS

Client Name: Lightship Engineering, LLC
Client Project ID: Enfield CT

ESS Laboratory Work Order: 23J0203

Quality Control Data

Analyte	Result	MRL	Units	Spike Level	Source Result	%REC	%REC Limits	RPD	RPD Limit	Qualifier
				Total Metals						
Batch DJ31016 - 3005A/200.7										
Blank										
Barium	ND	25.0	ug/L							
Beryllium	ND	0.5	ug/L							
Cadmium	ND	2.5	ug/L							
Chromium	ND	10.0	ug/L							
Copper	ND	10.0	ug/L							
Lead	ND	10.0	ug/L							
Nickel	ND	25.0	ug/L							
Selenium	ND	25.0	ug/L							
Silver	ND	5.0	ug/L							
Vanadium	ND	10.0	ug/L							
Zinc	ND	25.0	ug/L							
Blank										
Antimony	ND	1.0	ug/L							
Thallium	ND	0.5	ug/L							
Blank										
Arsenic	ND	2.5	ug/L							
LCS										
Barium	256	25.0	ug/L	250.0		102	80-120			
Beryllium	25.6	0.5	ug/L	25.00		103	80-120			
Cadmium	122	2.5	ug/L	125.0		98	80-120			
Chromium	255	10.0	ug/L	250.0		102	80-120			
Copper	256	10.0	ug/L	250.0		102	80-120			
Lead	251	10.0	ug/L	250.0		100	80-120			
Nickel	260	25.0	ug/L	250.0		104	80-120			
Selenium	469	25.0	ug/L	500.0		94	80-120			
Silver	130	5.0	ug/L	125.0		104	80-120			
Vanadium	237	10.0	ug/L	250.0		95	80-120			
Zinc	247	25.0	ug/L	250.0		99	80-120			
LCS										
Antimony	235	10.0	ug/L	250.0		94	80-120			
Thallium	230	5.0	ug/L	250.0		92	80-120			
LCS										
Arsenic	251	62.5	ug/L	250.0		100	80-120			
LCS Dup										
Barium	256	25.0	ug/L	250.0		102	80-120	0.2	20	
Beryllium	25.5	0.5	ug/L	25.00		102	80-120	0.4	20	
Cadmium	121	2.5	ug/L	125.0		97	80-120	1	20	
Chromium	254	10.0	ug/L	250.0		102	80-120	0.4	20	
Copper	255	10.0	ug/L	250.0		102	80-120	0.4	20	
Lead	251	10.0	ug/L	250.0		100	80-120	0.09	20	
Nickel	259	25.0	ug/L	250.0		104	80-120	0.3	20	
Selenium	465	25.0	ug/L	500.0		93	80-120	0.9	20	

ESS Laboratory
Division of Thielsch Engineering, Inc.

BAL Laboratory
The Microbiology Division of Thielsch Engineering, Inc.

CERTIFICATE OF ANALYSIS

Client Name: Lightship Engineering, LLC
Client Project ID: Enfield CT

ESS Laboratory Work Order: 23J0203

Quality Control Data

Analyte	Result	MRL	Units	Spike Level	Source Result	%REC	%REC Limits	RPD	RPD Limit	Qualifier
Total Metals										
Batch DJ31016 - 3005A/200.7										
Silver	129	5.0	ug/L	125.0		104	80-120	0.7	20	
Vanadium	235	10.0	ug/L	250.0		94	80-120	0.7	20	
Zinc	253	25.0	ug/L	250.0		101	80-120	2	20	
LCS Dup										
Antimony	237	10.0	ug/L	250.0		95	80-120	0.6	20	
Thallium	233	5.0	ug/L	250.0		93	80-120	2	20	
LCS Dup										
Arsenic	238	62.5	ug/L	250.0		95	80-120	5	20	
Batch DJ31017 - 245.1/7470A										
Blank										
Mercury	ND	0.20	ug/L							
LCS										
Mercury	5.94	0.20	ug/L	6.000		99	80-120			
LCS Dup										
Mercury	8.14	0.20	ug/L	6.000		136	80-120	31	20	B+, D+
8260B Volatile Organic Compounds										
Batch DJ30902 - 5030B										
Blank										
1,1,1,2-Tetrachloroethane	ND	1.0	ug/L							
1,1,1-Trichloroethane	ND	1.0	ug/L							
1,1,2,2-Tetrachloroethane	ND	0.5	ug/L							
1,1,2-Trichloro-1,2,2-trifluoroethane	ND	1.0	ug/L							
1,1,2-Trichloroethane	ND	1.0	ug/L							
1,1-Dichloroethane	ND	1.0	ug/L							
1,1-Dichloroethene	ND	1.0	ug/L							
1,1-Dichloropropene	ND	2.0	ug/L							
1,2,3-Trichlorobenzene	ND	1.0	ug/L							
1,2,3-Trichloropropane	ND	1.0	ug/L							
1,2,4-Trichlorobenzene	ND	1.0	ug/L							
1,2,4-Trimethylbenzene	ND	1.0	ug/L							
1,2-Dibromo-3-Chloropropane	ND	5.0	ug/L							
1,2-Dibromoethane	ND	1.0	ug/L							
1,2-Dichlorobenzene	ND	1.0	ug/L							
1,2-Dichloroethane	ND	1.0	ug/L							
1,2-Dichloropropane	ND	1.0	ug/L							
1,3,5-Trimethylbenzene	ND	1.0	ug/L							
1,3-Dichlorobenzene	ND	1.0	ug/L							
1,3-Dichloropropane	ND	1.0	ug/L							
1,4-Dichlorobenzene	ND	1.0	ug/L							
2,2-Dichloropropane	ND	1.0	ug/L							
2-Butanone	ND	25.0	ug/L							
2-Chlorotoluene	ND	1.0	ug/L							

ESS Laboratory
Division of Thielsch Engineering, Inc.

BAL Laboratory
The Microbiology Division of Thielsch Engineering, Inc.

CERTIFICATE OF ANALYSIS

Client Name: Lightship Engineering, LLC
Client Project ID: Enfield CT

ESS Laboratory Work Order: 23J0203

Quality Control Data

Analyte	Result	MRL	Units	Spike Level	Source Result	%REC	%REC Limits	RPD	RPD Limit	Qualifier
8260B Volatile Organic Compounds										
Batch DJ30902 - 5030B										
2-Hexanone	ND	10.0	ug/L							
4-Chlorotoluene	ND	1.0	ug/L							
4-Isopropyltoluene	ND	1.0	ug/L							
4-Methyl-2-Pentanone	ND	25.0	ug/L							
Acetone	ND	25.0	ug/L							
Acrylonitrile	ND	0.4	ug/L							
Benzene	ND	1.0	ug/L							
Bromobenzene	ND	2.0	ug/L							
Bromochloromethane	ND	1.0	ug/L							
Bromodichloromethane	ND	0.4	ug/L							
Bromoform	ND	1.0	ug/L							
Bromomethane	ND	2.0	ug/L							
Carbon Disulfide	ND	1.0	ug/L							
Carbon Tetrachloride	ND	1.0	ug/L							
Chlorobenzene	ND	1.0	ug/L							
Chloroethane	ND	2.0	ug/L							
Chloroform	ND	1.0	ug/L							
Chloromethane	ND	2.0	ug/L							
cis-1,2-Dichloroethene	ND	1.0	ug/L							
cis-1,3-Dichloropropene	ND	0.4	ug/L							
Dibromochloromethane	ND	0.4	ug/L							
Dibromomethane	ND	1.0	ug/L							
Dichlorodifluoromethane	ND	2.0	ug/L							
Ethylbenzene	ND	1.0	ug/L							
Hexachlorobutadiene	ND	0.4	ug/L							
Hexachloroethane	ND	1.0	ug/L							
Isopropylbenzene	ND	1.0	ug/L							
Methyl tert-Butyl Ether	ND	1.0	ug/L							
Methylene Chloride	ND	4.0	ug/L							
Naphthalene	ND	1.0	ug/L							
n-Butylbenzene	ND	1.0	ug/L							
n-Propylbenzene	ND	1.0	ug/L							
sec-Butylbenzene	ND	1.0	ug/L							
Styrene	ND	1.0	ug/L							
tert-Butylbenzene	ND	1.0	ug/L							
Tetrachloroethene	ND	1.0	ug/L							
Tetrahydrofuran	ND	5.0	ug/L							
Toluene	ND	1.0	ug/L							
trans-1,2-Dichloroethene	ND	1.0	ug/L							
trans-1,3-Dichloropropene	ND	0.4	ug/L							
Trans-1,4-Dichloro-2-Butene	ND	5.0	ug/L							
Trichloroethene	ND	1.0	ug/L							
Trichlorofluoromethane	ND	1.0	ug/L							
Vinyl Chloride	ND	1.0	ug/L							
Xylene O	ND	1.0	ug/L							

ESS Laboratory
Division of Thielsch Engineering, Inc.

BAL Laboratory
The Microbiology Division of Thielsch Engineering, Inc.

CERTIFICATE OF ANALYSIS

Client Name: Lightship Engineering, LLC
Client Project ID: Enfield CT

ESS Laboratory Work Order: 23J0203

Quality Control Data

Analyte	Result	MRL	Units	Spike Level	Source Result	%REC	%REC Limits	RPD	RPD Limit	Qualifier
8260B Volatile Organic Compounds										
Batch DJ30902 - 5030B										
Xylene P,M	ND	2.0	ug/L							
Surrogate: 1,2-Dichloroethane-d4	*27.2*		ug/L	*25.00*		*109*	*70-130*			
Surrogate: 4-Bromofluorobenzene	*23.7*		ug/L	*25.00*		*95*	*70-130*			
Surrogate: Dibromofluoromethane	*25.2*		ug/L	*25.00*		*101*	*70-130*			
Surrogate: Toluene-d8	*25.0*		ug/L	*25.00*		*100*	*70-130*			
LCS										
1,1,1,2-Tetrachloroethane	11.0	1.0	ug/L	10.00		110	70-130			
1,1,1-Trichloroethane	11.1	1.0	ug/L	10.00		111	70-130			
1,1,2,2-Tetrachloroethane	10.2	0.5	ug/L	10.00		102	70-130			
1,1,2-Trichloro-1,2,2-trifluoroethane	10.3	1.0	ug/L	10.00		103	70-130			
1,1,2-Trichloroethane	10.6	1.0	ug/L	10.00		106	70-130			
1,1-Dichloroethane	10.6	1.0	ug/L	10.00		106	70-130			
1,1-Dichloroethene	10.8	1.0	ug/L	10.00		108	70-130			
1,1-Dichloropropene	10.8	2.0	ug/L	10.00		108	70-130			
1,2,3-Trichlorobenzene	10.2	1.0	ug/L	10.00		102	70-130			
1,2,3-Trichloropropane	9.7	1.0	ug/L	10.00		97	70-130			
1,2,4-Trichlorobenzene	10.2	1.0	ug/L	10.00		102	70-130			
1,2,4-Trimethylbenzene	10.8	1.0	ug/L	10.00		108	70-130			
1,2-Dibromo-3-Chloropropane	8.9	5.0	ug/L	10.00		89	70-130			
1,2-Dibromoethane	10.6	1.0	ug/L	10.00		106	70-130			
1,2-Dichlorobenzene	10.1	1.0	ug/L	10.00		101	70-130			
1,2-Dichloroethane	11.3	1.0	ug/L	10.00		113	70-130			
1,2-Dichloropropane	10.6	1.0	ug/L	10.00		106	70-130			
1,3,5-Trimethylbenzene	11.1	1.0	ug/L	10.00		111	70-130			
1,3-Dichlorobenzene	10.5	1.0	ug/L	10.00		105	70-130			
1,3-Dichloropropane	10.6	1.0	ug/L	10.00		106	70-130			
1,4-Dichlorobenzene	10.4	1.0	ug/L	10.00		104	70-130			
2,2-Dichloropropane	11.2	1.0	ug/L	10.00		112	70-130			
2-Butanone	54.6	25.0	ug/L	50.00		109	70-130			
2-Chlorotoluene	10.6	1.0	ug/L	10.00		106	70-130			
2-Hexanone	55.2	10.0	ug/L	50.00		110	70-130			
4-Chlorotoluene	10.7	1.0	ug/L	10.00		107	70-130			
4-Isopropyltoluene	10.3	1.0	ug/L	10.00		103	70-130			
4-Methyl-2-Pentanone	57.2	25.0	ug/L	50.00		114	70-130			
Acetone	52.6	25.0	ug/L	50.00		105	70-130			
Acrylonitrile	10.7	0.4	ug/L	10.00		107	70-130			
Benzene	10.6	1.0	ug/L	10.00		106	70-130			
Bromobenzene	10.4	2.0	ug/L	10.00		104	70-130			
Bromochloromethane	10.8	1.0	ug/L	10.00		108	70-130			
Bromodichloromethane	10.9	0.4	ug/L	10.00		109	70-130			
Bromoform	10.6	1.0	ug/L	10.00		106	70-130			
Bromomethane	12.4	2.0	ug/L	10.00		124	70-130			
Carbon Disulfide	10.7	1.0	ug/L	10.00		107	70-130			
Carbon Tetrachloride	10.8	1.0	ug/L	10.00		108	70-130			
Chlorobenzene	10.4	1.0	ug/L	10.00		104	70-130			

ESS Laboratory
Division of Thielsch Engineering, Inc.

BAL Laboratory
The Microbiology Division of Thielsch Engineering, Inc.

CERTIFICATE OF ANALYSIS

Client Name: Lightship Engineering, LLC
Client Project ID: Enfield CT

ESS Laboratory Work Order: 23J0203

Quality Control Data

Analyte	Result	MRL	Units	Spike Level	Source Result	%REC	%REC Limits	RPD	RPD Limit	Qualifier
8260B Volatile Organic Compounds										
Batch DJ30902 - 5030B										
Chloroethane	10.6	2.0	ug/L	10.00		106	70-130			
Chloroform	10.8	1.0	ug/L	10.00		108	70-130			
Chloromethane	11.1	2.0	ug/L	10.00		111	70-130			
cis-1,2-Dichloroethene	10.5	1.0	ug/L	10.00		105	70-130			
cis-1,3-Dichloropropene	11.5	0.4	ug/L	10.00		115	70-130			
Dibromochloromethane	11.0	0.4	ug/L	10.00		110	70-130			
Dibromomethane	11.0	1.0	ug/L	10.00		110	70-130			
Dichlorodifluoromethane	10.8	2.0	ug/L	10.00		108	70-130			
Ethylbenzene	10.4	1.0	ug/L	10.00		104	70-130			
Hexachlorobutadiene	10.0	0.4	ug/L	10.00		100	70-130			
Hexachloroethane	10.9	1.0	ug/L	10.00		109	70-130			
Isopropylbenzene	11.0	1.0	ug/L	10.00		110	70-130			
Methyl tert-Butyl Ether	10.5	1.0	ug/L	10.00		105	70-130			
Methylene Chloride	10.5	4.0	ug/L	10.00		105	70-130			
Naphthalene	9.4	1.0	ug/L	10.00		94	70-130			
n-Butylbenzene	10.5	1.0	ug/L	10.00		105	70-130			
n-Propylbenzene	10.5	1.0	ug/L	10.00		105	70-130			
sec-Butylbenzene	10.4	1.0	ug/L	10.00		104	70-130			
Styrene	9.4	1.0	ug/L	10.00		94	70-130			
tert-Butylbenzene	10.7	1.0	ug/L	10.00		107	70-130			
Tetrachloroethene	8.5	1.0	ug/L	10.00		85	70-130			
Tetrahydrofuran	9.6	5.0	ug/L	10.00		96	70-130			
Toluene	10.4	1.0	ug/L	10.00		104	70-130			
trans-1,2-Dichloroethene	10.4	1.0	ug/L	10.00		104	70-130			
trans-1,3-Dichloropropene	10.4	0.4	ug/L	10.00		104	70-130			
Trans-1,4-Dichloro-2-Butene	8.0	5.0	ug/L	10.00		80	70-130			
Trichloroethene	10.2	1.0	ug/L	10.00		102	70-130			
Trichlorofluoromethane	10.9	1.0	ug/L	10.00		109	70-130			
Vinyl Chloride	11.1	1.0	ug/L	10.00		111	70-130			
Xylene O	10.9	1.0	ug/L	10.00		109	70-130			
Xylene P,M	22.0	2.0	ug/L	20.00		110	70-130			
Surrogate: 1,2-Dichloroethane-d4	*27.0*		ug/L	*25.00*		*108*	*70-130*			
Surrogate: 4-Bromofluorobenzene	*25.8*		ug/L	*25.00*		*103*	*70-130*			
Surrogate: Dibromofluoromethane	*26.0*		ug/L	*25.00*		*104*	*70-130*			
Surrogate: Toluene-d8	*24.6*		ug/L	*25.00*		*98*	*70-130*			
LCS Dup										
1,1,1,2-Tetrachloroethane	10.3	1.0	ug/L	10.00		103	70-130	6	25	
1,1,1-Trichloroethane	10.6	1.0	ug/L	10.00		106	70-130	5	25	
1,1,2,2-Tetrachloroethane	9.8	0.5	ug/L	10.00		98	70-130	4	25	
1,1,2-Trichloro-1,2,2-trifluoroethane	9.9	1.0	ug/L	10.00		99	70-130	4	25	
1,1,2-Trichloroethane	10.0	1.0	ug/L	10.00		100	70-130	6	25	
1,1-Dichloroethane	10.3	1.0	ug/L	10.00		103	70-130	3	25	
1,1-Dichloroethene	10.0	1.0	ug/L	10.00		100	70-130	8	25	
1,1-Dichloropropene	10.2	2.0	ug/L	10.00		102	70-130	6	25	
1,2,3-Trichlorobenzene	9.3	1.0	ug/L	10.00		93	70-130	9	25	

ESS Laboratory
Division of Thielsch Engineering, Inc.

BAL Laboratory
The Microbiology Division of Thielsch Engineering, Inc.

CERTIFICATE OF ANALYSIS

Client Name: Lightship Engineering, LLC
Client Project ID: Enfield CT

ESS Laboratory Work Order: 23J0203

Quality Control Data

Analyte	Result	MRL	Units	Spike Level	Source Result	%REC	%REC Limits	RPD	RPD Limit	Qualifier
8260B Volatile Organic Compounds										
Batch DJ30902 - 5030B										
1,2,3-Trichloropropane	9.3	1.0	ug/L	10.00		93	70-130	4	25	
1,2,4-Trichlorobenzene	9.4	1.0	ug/L	10.00		94	70-130	9	25	
1,2,4-Trimethylbenzene	10.1	1.0	ug/L	10.00		101	70-130	6	25	
1,2-Dibromo-3-Chloropropane	8.8	5.0	ug/L	10.00		88	70-130	0.5	25	
1,2-Dibromoethane	10.0	1.0	ug/L	10.00		100	70-130	6	25	
1,2-Dichlorobenzene	9.6	1.0	ug/L	10.00		96	70-130	5	25	
1,2-Dichloroethane	11.1	1.0	ug/L	10.00		111	70-130	2	25	
1,2-Dichloropropane	10.3	1.0	ug/L	10.00		103	70-130	3	25	
1,3,5-Trimethylbenzene	10.5	1.0	ug/L	10.00		105	70-130	5	25	
1,3-Dichlorobenzene	9.9	1.0	ug/L	10.00		99	70-130	6	25	
1,3-Dichloropropane	10.2	1.0	ug/L	10.00		102	70-130	4	25	
1,4-Dichlorobenzene	10.1	1.0	ug/L	10.00		101	70-130	4	25	
2,2-Dichloropropane	10.8	1.0	ug/L	10.00		108	70-130	4	25	
2-Butanone	54.8	25.0	ug/L	50.00		110	70-130	0.3	25	
2-Chlorotoluene	10.0	1.0	ug/L	10.00		100	70-130	5	25	
2-Hexanone	55.6	10.0	ug/L	50.00		111	70-130	0.7	25	
4-Chlorotoluene	10.2	1.0	ug/L	10.00		102	70-130	5	25	
4-Isopropyltoluene	9.3	1.0	ug/L	10.00		93	70-130	10	25	
4-Methyl-2-Pentanone	55.8	25.0	ug/L	50.00		112	70-130	2	25	
Acetone	58.8	25.0	ug/L	50.00		118	70-130	11	25	
Acrylonitrile	9.3	0.4	ug/L	10.00		93	70-130	14	25	
Benzene	10.3	1.0	ug/L	10.00		103	70-130	3	25	
Bromobenzene	10.0	2.0	ug/L	10.00		100	70-130	4	25	
Bromochloromethane	10.6	1.0	ug/L	10.00		106	70-130	1	25	
Bromodichloromethane	10.7	0.4	ug/L	10.00		107	70-130	2	25	
Bromoform	10.1	1.0	ug/L	10.00		101	70-130	4	25	
Bromomethane	11.2	2.0	ug/L	10.00		112	70-130	10	25	
Carbon Disulfide	10.3	1.0	ug/L	10.00		103	70-130	4	25	
Carbon Tetrachloride	10.4	1.0	ug/L	10.00		104	70-130	4	25	
Chlorobenzene	10.0	1.0	ug/L	10.00		100	70-130	5	25	
Chloroethane	10.8	2.0	ug/L	10.00		108	70-130	2	25	
Chloroform	10.4	1.0	ug/L	10.00		104	70-130	4	25	
Chloromethane	10.8	2.0	ug/L	10.00		108	70-130	3	25	
cis-1,2-Dichloroethene	10.4	1.0	ug/L	10.00		104	70-130	0.8	25	
cis-1,3-Dichloropropene	11.2	0.4	ug/L	10.00		112	70-130	2	25	
Dibromochloromethane	10.6	0.4	ug/L	10.00		106	70-130	4	25	
Dibromomethane	10.5	1.0	ug/L	10.00		105	70-130	4	25	
Dichlorodifluoromethane	9.8	2.0	ug/L	10.00		98	70-130	9	25	
Ethylbenzene	10.0	1.0	ug/L	10.00		100	70-130	4	25	
Hexachlorobutadiene	9.2	0.4	ug/L	10.00		92	70-130	8	25	
Hexachloroethane	10.0	1.0	ug/L	10.00		100	70-130	8	25	
Isopropylbenzene	10.5	1.0	ug/L	10.00		105	70-130	4	25	
Methyl tert-Butyl Ether	9.5	1.0	ug/L	10.00		95	70-130	10	25	
Methylene Chloride	9.5	4.0	ug/L	10.00		95	70-130	10	25	
Naphthalene	8.9	1.0	ug/L	10.00		89	70-130	6	25	

ESS Laboratory
Division of Thielsch Engineering, Inc.

BAL Laboratory
The Microbiology Division of Thielsch Engineering, Inc.

CERTIFICATE OF ANALYSIS

Client Name: Lightship Engineering, LLC
Client Project ID: Enfield CT

ESS Laboratory Work Order: 23J0203

Quality Control Data

Analyte	Result	MRL	Units	Spike Level	Source Result	%REC	%REC Limits	RPD	RPD Limit	Qualifier
8260B Volatile Organic Compounds										
Batch DJ30902 - 5030B										
n-Butylbenzene	9.5	1.0	ug/L	10.00		95	70-130	10	25	
n-Propylbenzene	9.8	1.0	ug/L	10.00		98	70-130	6	25	
sec-Butylbenzene	9.4	1.0	ug/L	10.00		94	70-130	10	25	
Styrene	9.0	1.0	ug/L	10.00		90	70-130	4	25	
tert-Butylbenzene	9.9	1.0	ug/L	10.00		99	70-130	8	25	
Tetrachloroethene	8.1	1.0	ug/L	10.00		81	70-130	6	25	
Tetrahydrofuran	8.4	5.0	ug/L	10.00		84	70-130	14	25	
Toluene	10.0	1.0	ug/L	10.00		100	70-130	4	25	
trans-1,2-Dichloroethene	10.5	1.0	ug/L	10.00		105	70-130	0.5	25	
trans-1,3-Dichloropropene	10.0	0.4	ug/L	10.00		100	70-130	5	25	
Trans-1,4-Dichloro-2-Butene	7.6	5.0	ug/L	10.00		76	70-130	6	25	
Trichloroethene	9.7	1.0	ug/L	10.00		97	70-130	4	25	
Trichlorofluoromethane	10.0	1.0	ug/L	10.00		100	70-130	8	25	
Vinyl Chloride	11.4	1.0	ug/L	10.00		114	70-130	3	25	
Xylene O	10.4	1.0	ug/L	10.00		104	70-130	5	25	
Xylene P,M	21.0	2.0	ug/L	20.00		105	70-130	5	25	
Surrogate: 1,2-Dichloroethane-d4	*26.8*		ug/L	*25.00*		*107*	*70-130*			
Surrogate: 4-Bromofluorobenzene	*25.6*		ug/L	*25.00*		*102*	*70-130*			
Surrogate: Dibromofluoromethane	*25.7*		ug/L	*25.00*		*103*	*70-130*			
Surrogate: Toluene-d8	*24.4*		ug/L	*25.00*		*98*	*70-130*			
Batch DJ31024 - 5030B										
Blank										
1,1,1,2-Tetrachloroethane	ND	1.0	ug/L							
1,1,1-Trichloroethane	ND	1.0	ug/L							
1,1,2,2-Tetrachloroethane	ND	0.5	ug/L							
1,1,2-Trichloro-1,2,2-trifluoroethane	ND	1.0	ug/L							
1,1,2-Trichloroethane	ND	1.0	ug/L							
1,1-Dichloroethane	ND	1.0	ug/L							
1,1-Dichloroethene	ND	1.0	ug/L							
1,1-Dichloropropene	ND	2.0	ug/L							
1,2,3-Trichlorobenzene	ND	1.0	ug/L							
1,2,3-Trichloropropane	ND	1.0	ug/L							
1,2,4-Trichlorobenzene	ND	1.0	ug/L							
1,2,4-Trimethylbenzene	ND	1.0	ug/L							
1,2-Dibromo-3-Chloropropane	ND	5.0	ug/L							
1,2-Dibromoethane	ND	1.0	ug/L							
1,2-Dichlorobenzene	ND	1.0	ug/L							
1,2-Dichloroethane	ND	1.0	ug/L							
1,2-Dichloropropane	ND	1.0	ug/L							
1,3,5-Trimethylbenzene	ND	1.0	ug/L							
1,3-Dichlorobenzene	ND	1.0	ug/L							
1,3-Dichloropropane	ND	1.0	ug/L							
1,4-Dichlorobenzene	ND	1.0	ug/L							
2,2-Dichloropropane	ND	1.0	ug/L							

ESS Laboratory
Division of Thielsch Engineering, Inc.

BAL Laboratory
The Microbiology Division of Thielsch Engineering, Inc.

CERTIFICATE OF ANALYSIS

Client Name: Lightship Engineering, LLC
Client Project ID: Enfield CT

ESS Laboratory Work Order: 23J0203

Quality Control Data

Analyte	Result	MRL	Units	Spike Level	Source Result	%REC	%REC Limits	RPD	RPD Limit	Qualifier
8260B Volatile Organic Compounds										
Batch DJ31024 - 5030B										
2-Butanone	ND	25.0	ug/L							
2-Chlorotoluene	ND	1.0	ug/L							
2-Hexanone	ND	10.0	ug/L							
4-Chlorotoluene	ND	1.0	ug/L							
4-Isopropyltoluene	ND	1.0	ug/L							
4-Methyl-2-Pentanone	ND	25.0	ug/L							
Acetone	ND	25.0	ug/L							
Acrylonitrile	ND	0.4	ug/L							
Benzene	ND	1.0	ug/L							
Bromobenzene	ND	2.0	ug/L							
Bromochloromethane	ND	1.0	ug/L							
Bromodichloromethane	ND	0.4	ug/L							
Bromoform	ND	1.0	ug/L							
Bromomethane	ND	2.0	ug/L							
Carbon Disulfide	ND	1.0	ug/L							
Carbon Tetrachloride	ND	1.0	ug/L							
Chlorobenzene	ND	1.0	ug/L							
Chloroethane	ND	2.0	ug/L							
Chloroform	ND	1.0	ug/L							
Chloromethane	ND	2.0	ug/L							
cis-1,2-Dichloroethene	ND	1.0	ug/L							
cis-1,3-Dichloropropene	ND	0.4	ug/L							
Dibromochloromethane	ND	0.4	ug/L							
Dibromomethane	ND	1.0	ug/L							
Dichlorodifluoromethane	ND	2.0	ug/L							
Ethylbenzene	ND	1.0	ug/L							
Hexachlorobutadiene	ND	0.4	ug/L							
Hexachloroethane	ND	1.0	ug/L							
Isopropylbenzene	ND	1.0	ug/L							
Methyl tert-Butyl Ether	ND	1.0	ug/L							
Methylene Chloride	ND	4.0	ug/L							
Naphthalene	ND	1.0	ug/L							
n-Butylbenzene	ND	1.0	ug/L							
n-Propylbenzene	ND	1.0	ug/L							
sec-Butylbenzene	ND	1.0	ug/L							
Styrene	ND	1.0	ug/L							
tert-Butylbenzene	ND	1.0	ug/L							
Tetrachloroethene	ND	1.0	ug/L							
Tetrahydrofuran	ND	5.0	ug/L							
Toluene	ND	1.0	ug/L							
trans-1,2-Dichloroethene	ND	1.0	ug/L							
trans-1,3-Dichloropropene	ND	0.4	ug/L							
Trans-1,4-Dichloro-2-Butene	ND	5.0	ug/L							
Trichloroethene	ND	1.0	ug/L							
Trichlorofluoromethane	ND	1.0	ug/L							

ESS Laboratory
Division of Thielsch Engineering, Inc.

BAL Laboratory
The Microbiology Division of Thielsch Engineering, Inc.

CERTIFICATE OF ANALYSIS

Client Name: Lightship Engineering, LLC
Client Project ID: Enfield CT

ESS Laboratory Work Order: 23J0203

Quality Control Data

Analyte	Result	MRL	Units	Spike Level	Source Result	%REC	%REC Limits	RPD	RPD Limit	Qualifier
8260B Volatile Organic Compounds										
Batch DJ31024 - 5030B										
Vinyl Chloride	ND	1.0	ug/L							
Xylene O	ND	1.0	ug/L							
Xylene P,M	ND	2.0	ug/L							
Surrogate: 1,2-Dichloroethane-d4	*27.9*		ug/L	*25.00*		*112*	*70-130*			
Surrogate: 4-Bromofluorobenzene	*24.1*		ug/L	*25.00*		*96*	*70-130*			
Surrogate: Dibromofluoromethane	*25.8*		ug/L	*25.00*		*103*	*70-130*			
Surrogate: Toluene-d8	*25.0*		ug/L	*25.00*		*100*	*70-130*			
LCS										
1,1,1,2-Tetrachloroethane	9.8	1.0	ug/L	10.00		98	70-130			
1,1,1-Trichloroethane	10.4	1.0	ug/L	10.00		104	70-130			
1,1,2,2-Tetrachloroethane	9.0	0.5	ug/L	10.00		90	70-130			
1,1,2-Trichloro-1,2,2-trifluoroethane	9.7	1.0	ug/L	10.00		97	70-130			
1,1,2-Trichloroethane	9.5	1.0	ug/L	10.00		95	70-130			
1,1-Dichloroethane	9.9	1.0	ug/L	10.00		99	70-130			
1,1-Dichloroethene	9.1	1.0	ug/L	10.00		91	70-130			
1,1-Dichloropropene	9.7	2.0	ug/L	10.00		97	70-130			
1,2,3-Trichlorobenzene	9.4	1.0	ug/L	10.00		94	70-130			
1,2,3-Trichloropropane	8.9	1.0	ug/L	10.00		89	70-130			
1,2,4-Trichlorobenzene	9.2	1.0	ug/L	10.00		92	70-130			
1,2,4-Trimethylbenzene	9.8	1.0	ug/L	10.00		98	70-130			
1,2-Dibromo-3-Chloropropane	8.8	5.0	ug/L	10.00		88	70-130			
1,2-Dibromoethane	9.4	1.0	ug/L	10.00		94	70-130			
1,2-Dichlorobenzene	9.0	1.0	ug/L	10.00		90	70-130			
1,2-Dichloroethane	10.1	1.0	ug/L	10.00		101	70-130			
1,2-Dichloropropane	9.7	1.0	ug/L	10.00		97	70-130			
1,3,5-Trimethylbenzene	10.2	1.0	ug/L	10.00		102	70-130			
1,3-Dichlorobenzene	9.4	1.0	ug/L	10.00		94	70-130			
1,3-Dichloropropane	9.6	1.0	ug/L	10.00		96	70-130			
1,4-Dichlorobenzene	9.5	1.0	ug/L	10.00		95	70-130			
2,2-Dichloropropane	10.7	1.0	ug/L	10.00		107	70-130			
2-Butanone	56.0	25.0	ug/L	50.00		112	70-130			
2-Chlorotoluene	9.7	1.0	ug/L	10.00		97	70-130			
2-Hexanone	59.2	10.0	ug/L	50.00		118	70-130			
4-Chlorotoluene	9.7	1.0	ug/L	10.00		97	70-130			
4-Isopropyltoluene	9.6	1.0	ug/L	10.00		96	70-130			
4-Methyl-2-Pentanone	52.8	25.0	ug/L	50.00		106	70-130			
Acetone	57.2	25.0	ug/L	50.00		114	70-130			
Acrylonitrile	9.3	0.4	ug/L	10.00		93	70-130			
Benzene	9.7	1.0	ug/L	10.00		97	70-130			
Bromobenzene	9.3	2.0	ug/L	10.00		93	70-130			
Bromochloromethane	10.0	1.0	ug/L	10.00		100	70-130			
Bromodichloromethane	10.2	0.4	ug/L	10.00		102	70-130			
Bromoform	9.5	1.0	ug/L	10.00		95	70-130			
Bromomethane	10.6	2.0	ug/L	10.00		106	70-130			
Carbon Disulfide	10.0	1.0	ug/L	10.00		100	70-130			

ESS Laboratory
Division of Thielsch Engineering, Inc.

BAL Laboratory
The Microbiology Division of Thielsch Engineering, Inc.

CERTIFICATE OF ANALYSIS

Client Name: Lightship Engineering, LLC
Client Project ID: Enfield CT

ESS Laboratory Work Order: 23J0203

Quality Control Data

Analyte	Result	MRL	Units	Spike Level	Source Result	%REC	%REC Limits	RPD	RPD Limit	Qualifier
8260B Volatile Organic Compounds										
Batch DJ31024 - 5030B										
Carbon Tetrachloride	10.4	1.0	ug/L	10.00		104	70-130			
Chlorobenzene	9.5	1.0	ug/L	10.00		95	70-130			
Chloroethane	9.8	2.0	ug/L	10.00		98	70-130			
Chloroform	9.8	1.0	ug/L	10.00		98	70-130			
Chloromethane	10.6	2.0	ug/L	10.00		106	70-130			
cis-1,2-Dichloroethene	9.7	1.0	ug/L	10.00		97	70-130			
cis-1,3-Dichloropropene	10.4	0.4	ug/L	10.00		104	70-130			
Dibromochloromethane	10.1	0.4	ug/L	10.00		101	70-130			
Dibromomethane	9.9	1.0	ug/L	10.00		99	70-130			
Dichlorodifluoromethane	9.8	2.0	ug/L	10.00		98	70-130			
Ethylbenzene	9.6	1.0	ug/L	10.00		96	70-130			
Hexachlorobutadiene	9.7	0.4	ug/L	10.00		97	70-130			
Hexachloroethane	10.2	1.0	ug/L	10.00		102	70-130			
Isopropylbenzene	10.2	1.0	ug/L	10.00		102	70-130			
Methyl tert-Butyl Ether	9.3	1.0	ug/L	10.00		93	70-130			
Methylene Chloride	8.6	4.0	ug/L	10.00		86	70-130			
Naphthalene	8.7	1.0	ug/L	10.00		87	70-130			
n-Butylbenzene	10.0	1.0	ug/L	10.00		100	70-130			
n-Propylbenzene	9.7	1.0	ug/L	10.00		97	70-130			
sec-Butylbenzene	9.6	1.0	ug/L	10.00		96	70-130			
Styrene	8.4	1.0	ug/L	10.00		84	70-130			
tert-Butylbenzene	9.8	1.0	ug/L	10.00		98	70-130			
Tetrachloroethene	8.4	1.0	ug/L	10.00		84	70-130			
Tetrahydrofuran	9.2	5.0	ug/L	10.00		92	70-130			
Toluene	9.6	1.0	ug/L	10.00		96	70-130			
trans-1,2-Dichloroethene	9.6	1.0	ug/L	10.00		96	70-130			
trans-1,3-Dichloropropene	9.6	0.4	ug/L	10.00		96	70-130			
Trans-1,4-Dichloro-2-Butene	7.4	5.0	ug/L	10.00		74	70-130			
Trichloroethene	9.4	1.0	ug/L	10.00		94	70-130			
Trichlorofluoromethane	9.8	1.0	ug/L	10.00		98	70-130			
Vinyl Chloride	10.7	1.0	ug/L	10.00		107	70-130			
Xylene O	10.1	1.0	ug/L	10.00		101	70-130			
Xylene P,M	20.4	2.0	ug/L	20.00		102	70-130			
Surrogate: 1,2-Dichloroethane-d4	*27.0*		ug/L	*25.00*		*108*	*70-130*			
Surrogate: 4-Bromofluorobenzene	*26.1*		ug/L	*25.00*		*104*	*70-130*			
Surrogate: Dibromofluoromethane	*26.0*		ug/L	*25.00*		*104*	*70-130*			
Surrogate: Toluene-d8	*24.6*		ug/L	*25.00*		*98*	*70-130*			
LCS Dup										
1,1,1,2-Tetrachloroethane	10.1	1.0	ug/L	10.00		101	70-130	2	25	
1,1,1-Trichloroethane	10.8	1.0	ug/L	10.00		108	70-130	3	25	
1,1,2,2-Tetrachloroethane	8.8	0.5	ug/L	10.00		88	70-130	1	25	
1,1,2-Trichloro-1,2,2-trifluoroethane	10.6	1.0	ug/L	10.00		106	70-130	9	25	
1,1,2-Trichloroethane	9.6	1.0	ug/L	10.00		96	70-130	1	25	
1,1-Dichloroethane	10.1	1.0	ug/L	10.00		101	70-130	2	25	
1,1-Dichloroethene	9.4	1.0	ug/L	10.00		94	70-130	4	25	

ESS Laboratory
Division of Thielsch Engineering, Inc.

BAL Laboratory
The Microbiology Division of Thielsch Engineering, Inc.

CERTIFICATE OF ANALYSIS

Client Name: Lightship Engineering, LLC
Client Project ID: Enfield CT

ESS Laboratory Work Order: 23J0203

Quality Control Data

Analyte	Result	MRL	Units	Spike Level	Source Result	%REC	%REC Limits	RPD	RPD Limit	Qualifier
8260B Volatile Organic Compounds										
Batch DJ31024 - 5030B										
1,1-Dichloropropene	10.1	2.0	ug/L	10.00		101	70-130	5	25	
1,2,3-Trichlorobenzene	9.4	1.0	ug/L	10.00		94	70-130	0.6	25	
1,2,3-Trichloropropane	8.7	1.0	ug/L	10.00		87	70-130	2	25	
1,2,4-Trichlorobenzene	9.4	1.0	ug/L	10.00		94	70-130	2	25	
1,2,4-Trimethylbenzene	10.1	1.0	ug/L	10.00		101	70-130	2	25	
1,2-Dibromo-3-Chloropropane	8.9	5.0	ug/L	10.00		89	70-130	1	25	
1,2-Dibromoethane	9.5	1.0	ug/L	10.00		95	70-130	0.6	25	
1,2-Dichlorobenzene	9.1	1.0	ug/L	10.00		91	70-130	0.8	25	
1,2-Dichloroethane	10.5	1.0	ug/L	10.00		105	70-130	4	25	
1,2-Dichloropropane	9.6	1.0	ug/L	10.00		96	70-130	0.3	25	
1,3,5-Trimethylbenzene	10.4	1.0	ug/L	10.00		104	70-130	2	25	
1,3-Dichlorobenzene	9.6	1.0	ug/L	10.00		96	70-130	2	25	
1,3-Dichloropropane	9.7	1.0	ug/L	10.00		97	70-130	0.9	25	
1,4-Dichlorobenzene	9.6	1.0	ug/L	10.00		96	70-130	0.5	25	
2,2-Dichloropropane	10.7	1.0	ug/L	10.00		107	70-130	0.4	25	
2-Butanone	53.7	25.0	ug/L	50.00		107	70-130	4	25	
2-Chlorotoluene	9.8	1.0	ug/L	10.00		98	70-130	0.8	25	
2-Hexanone	58.2	10.0	ug/L	50.00		116	70-130	2	25	
4-Chlorotoluene	9.8	1.0	ug/L	10.00		98	70-130	1	25	
4-Isopropyltoluene	9.6	1.0	ug/L	10.00		96	70-130	0.6	25	
4-Methyl-2-Pentanone	52.7	25.0	ug/L	50.00		105	70-130	0.2	25	
Acetone	57.8	25.0	ug/L	50.00		116	70-130	1	25	
Acrylonitrile	9.1	0.4	ug/L	10.00		91	70-130	2	25	
Benzene	10.1	1.0	ug/L	10.00		101	70-130	4	25	
Bromobenzene	9.6	2.0	ug/L	10.00		96	70-130	3	25	
Bromochloromethane	10.1	1.0	ug/L	10.00		101	70-130	0.8	25	
Bromodichloromethane	10.2	0.4	ug/L	10.00		102	70-130	0.7	25	
Bromoform	9.5	1.0	ug/L	10.00		95	70-130	0.2	25	
Bromomethane	10.9	2.0	ug/L	10.00		109	70-130	3	25	
Carbon Disulfide	10.9	1.0	ug/L	10.00		109	70-130	8	25	
Carbon Tetrachloride	10.6	1.0	ug/L	10.00		106	70-130	2	25	
Chlorobenzene	9.6	1.0	ug/L	10.00		96	70-130	2	25	
Chloroethane	10.2	2.0	ug/L	10.00		102	70-130	4	25	
Chloroform	10.0	1.0	ug/L	10.00		100	70-130	2	25	
Chloromethane	10.6	2.0	ug/L	10.00		106	70-130	0.7	25	
cis-1,2-Dichloroethene	10.1	1.0	ug/L	10.00		101	70-130	4	25	
cis-1,3-Dichloropropene	10.6	0.4	ug/L	10.00		106	70-130	2	25	
Dibromochloromethane	10.1	0.4	ug/L	10.00		101	70-130	0.1	25	
Dibromomethane	10.1	1.0	ug/L	10.00		101	70-130	2	25	
Dichlorodifluoromethane	9.9	2.0	ug/L	10.00		99	70-130	0.8	25	
Ethylbenzene	9.9	1.0	ug/L	10.00		99	70-130	2	25	
Hexachlorobutadiene	10.1	0.4	ug/L	10.00		101	70-130	4	25	
Hexachloroethane	10.3	1.0	ug/L	10.00		103	70-130	1	25	
Isopropylbenzene	10.5	1.0	ug/L	10.00		105	70-130	2	25	
Methyl tert-Butyl Ether	9.6	1.0	ug/L	10.00		96	70-130	4	25	

ESS Laboratory
Division of Thielsch Engineering, Inc.

BAL Laboratory
The Microbiology Division of Thielsch Engineering, Inc.

CERTIFICATE OF ANALYSIS

Client Name: Lightship Engineering, LLC
Client Project ID: Enfield CT

ESS Laboratory Work Order: 23J0203

Quality Control Data

Analyte	Result	MRL	Units	Spike Level	Source Result	%REC	%REC Limits	RPD	RPD Limit	Qualifier
8260B Volatile Organic Compounds										
Batch DJ31024 - 5030B										
Methylene Chloride	9.7	4.0	ug/L	10.00		97	70-130	13	25	
Naphthalene	8.6	1.0	ug/L	10.00		86	70-130	1	25	
n-Butylbenzene	10.1	1.0	ug/L	10.00		101	70-130	1	25	
n-Propylbenzene	9.9	1.0	ug/L	10.00		99	70-130	2	25	
sec-Butylbenzene	9.7	1.0	ug/L	10.00		97	70-130	2	25	
Styrene	8.6	1.0	ug/L	10.00		86	70-130	2	25	
tert-Butylbenzene	10.0	1.0	ug/L	10.00		100	70-130	2	25	
Tetrachloroethene	9.0	1.0	ug/L	10.00		90	70-130	7	25	
Tetrahydrofuran	8.7	5.0	ug/L	10.00		87	70-130	6	25	
Toluene	9.9	1.0	ug/L	10.00		99	70-130	4	25	
trans-1,2-Dichloroethene	10.3	1.0	ug/L	10.00		103	70-130	7	25	
trans-1,3-Dichloropropene	9.4	0.4	ug/L	10.00		94	70-130	1	25	
Trans-1,4-Dichloro-2-Butene	7.0	5.0	ug/L	10.00		70	70-130	5	25	
Trichloroethene	9.7	1.0	ug/L	10.00		97	70-130	3	25	
Trichlorofluoromethane	9.8	1.0	ug/L	10.00		98	70-130	0	25	
Vinyl Chloride	11.0	1.0	ug/L	10.00		110	70-130	2	25	
Xylene O	10.2	1.0	ug/L	10.00		102	70-130	2	25	
Xylene P,M	20.8	2.0	ug/L	20.00		104	70-130	2	25	
Surrogate: 1,2-Dichloroethane-d4	*27.1*		ug/L	*25.00*		*108*	*70-130*			
Surrogate: 4-Bromofluorobenzene	*25.8*		ug/L	*25.00*		*103*	*70-130*			
Surrogate: Dibromofluoromethane	*26.0*		ug/L	*25.00*		*104*	*70-130*			
Surrogate: Toluene-d8	*24.6*		ug/L	*25.00*		*98*	*70-130*			
8270D(SIM) Polynuclear Aromatic Hydrocarbons										
Batch DJ31203 - 3510C										
Blank										
2-Methylnaphthalene	ND	0.20	ug/L							
Acenaphthene	ND	0.20	ug/L							
Acenaphthylene	ND	0.20	ug/L							
Anthracene	ND	0.20	ug/L							
Benzo(a)anthracene	ND	0.05	ug/L							
Benzo(a)pyrene	ND	0.05	ug/L							
Benzo(b)fluoranthene	ND	0.05	ug/L							
Benzo(g,h,i)perylene	ND	0.20	ug/L							
Benzo(k)fluoranthene	ND	0.05	ug/L							
Chrysene	ND	0.05	ug/L							
Dibenzo(a,h)Anthracene	ND	0.05	ug/L							
Fluoranthene	ND	0.20	ug/L							
Fluorene	ND	0.20	ug/L							
Indeno(1,2,3-cd)Pyrene	ND	0.05	ug/L							
Naphthalene	ND	0.20	ug/L							
Phenanthrene	ND	0.05	ug/L							
Pyrene	ND	0.20	ug/L							
Surrogate: 1,2-Dichlorobenzene-d4	*1.47*		ug/L	*2.500*		*59*	*30-130*			

ESS Laboratory
Division of Thielsch Engineering, Inc.

BAL Laboratory
The Microbiology Division of Thielsch Engineering, Inc.

CERTIFICATE OF ANALYSIS

Client Name: Lightship Engineering, LLC
Client Project ID: Enfield CT

ESS Laboratory Work Order: 23J0203

Quality Control Data

Analyte	Result	MRL	Units	Spike Level	Source Result	%REC	%REC Limits	RPD	RPD Limit	Qualifier
8270D(SIM) Polynuclear Aromatic Hydrocarbons										
Batch DJ31203 - 3510C										
Surrogate: 2-Fluorobiphenyl	*1.69*		ug/L	*2.500*		*68*	*30-130*			
Surrogate: Nitrobenzene-d5	*1.92*		ug/L	*2.500*		*77*	*30-130*			
Surrogate: p-Terphenyl-d14	*2.04*		ug/L	*2.500*		*82*	*30-130*			
LCS										
2-Methylnaphthalene	2.42	0.20	ug/L	4.000		60	40-140			
Acenaphthene	2.72	0.20	ug/L	4.000		68	40-140			
Acenaphthylene	2.85	0.20	ug/L	4.000		71	40-140			
Anthracene	3.04	0.20	ug/L	4.000		76	40-140			
Benzo(a)anthracene	2.80	0.05	ug/L	4.000		70	40-140			
Benzo(a)pyrene	3.43	0.05	ug/L	4.000		86	40-140			
Benzo(b)fluoranthene	3.09	0.05	ug/L	4.000		77	40-140			
Benzo(g,h,i)perylene	2.93	0.20	ug/L	4.000		73	40-140			
Benzo(k)fluoranthene	2.81	0.05	ug/L	4.000		70	40-140			
Chrysene	2.71	0.05	ug/L	4.000		68	40-140			
Dibenzo(a,h)Anthracene	3.14	0.05	ug/L	4.000		79	40-140			
Fluoranthene	2.89	0.20	ug/L	4.000		72	40-140			
Fluorene	2.85	0.20	ug/L	4.000		71	40-140			
Indeno(1,2,3-cd)Pyrene	3.10	0.05	ug/L	4.000		78	40-140			
Naphthalene	2.22	0.20	ug/L	4.000		55	40-140			
Phenanthrene	2.80	0.05	ug/L	4.000		70	40-140			
Pyrene	2.72	0.20	ug/L	4.000		68	40-140			
Surrogate: 1,2-Dichlorobenzene-d4	*1.52*		ug/L	*2.500*		*61*	*30-130*			
Surrogate: 2-Fluorobiphenyl	*1.78*		ug/L	*2.500*		*71*	*30-130*			
Surrogate: Nitrobenzene-d5	*1.80*		ug/L	*2.500*		*72*	*30-130*			
Surrogate: p-Terphenyl-d14	*1.72*		ug/L	*2.500*		*69*	*30-130*			
LCS Dup										
2-Methylnaphthalene	2.64	0.20	ug/L	4.000		66	40-140	9	20	
Acenaphthene	3.16	0.20	ug/L	4.000		79	40-140	15	20	
Acenaphthylene	3.32	0.20	ug/L	4.000		83	40-140	15	20	
Anthracene	3.53	0.20	ug/L	4.000		88	40-140	15	20	
Benzo(a)anthracene	3.57	0.05	ug/L	4.000		89	40-140	24	20	
Benzo(a)pyrene	4.13	0.05	ug/L	4.000		103	40-140	18	20	
Benzo(b)fluoranthene	3.70	0.05	ug/L	4.000		93	40-140	18	20	
Benzo(g,h,i)perylene	3.50	0.20	ug/L	4.000		88	40-140	18	20	
Benzo(k)fluoranthene	3.39	0.05	ug/L	4.000		85	40-140	19	20	
Chrysene	3.47	0.05	ug/L	4.000		87	40-140	24	20	D+
Dibenzo(a,h)Anthracene	3.71	0.05	ug/L	4.000		93	40-140	16	20	
Fluoranthene	3.37	0.20	ug/L	4.000		84	40-140	15	20	
Fluorene	3.29	0.20	ug/L	4.000		82	40-140	14	20	
Indeno(1,2,3-cd)Pyrene	3.69	0.05	ug/L	4.000		92	40-140	17	20	
Naphthalene	2.48	0.20	ug/L	4.000		62	40-140	11	20	
Phenanthrene	3.25	0.05	ug/L	4.000		81	40-140	15	20	
Pyrene	3.56	0.20	ug/L	4.000		89	40-140	27	20	D+
Surrogate: 1,2-Dichlorobenzene-d4	*1.78*		ug/L	*2.500*		*71*	*30-130*			

ESS Laboratory
Division of Thielsch Engineering, Inc.

BAL Laboratory
The Microbiology Division of Thielsch Engineering, Inc.

CERTIFICATE OF ANALYSIS

Client Name: Lightship Engineering, LLC
Client Project ID: Enfield CT

ESS Laboratory Work Order: 23J0203

Quality Control Data

Analyte	Result	MRL	Units	Spike Level	Source Result	%REC	%REC Limits	RPD	RPD Limit	Qualifier
8270D(SIM) Polynuclear Aromatic Hydrocarbons										
Batch DJ31203 - 3510C										
Surrogate: 2-Fluorobiphenyl	*2.07*		ug/L	*2.500*		*83*	*30-130*			
Surrogate: Nitrobenzene-d5	*2.13*		ug/L	*2.500*		*85*	*30-130*			
Surrogate: p-Terphenyl-d14	*2.26*		ug/L	*2.500*		*90*	*30-130*			

ESS Laboratory
Division of Thielsch Engineering, Inc.

BAL Laboratory
The Microbiology Division of Thielsch Engineering, Inc.

CERTIFICATE OF ANALYSIS

Client Name: Lightship Engineering, LLC
Client Project ID: Enfield CT ESS Laboratory Work Order: 23J0203

Notes and Definitions

U	Analyte included in the analysis, but not detected
D+	Relative percent difference for duplicate is outside of criteria (D+).
D	Diluted.
CD+	Continuing Calibration %Diff/Drift is above control limit (CD+).
B+	Blank Spike recovery is above upper control limit (B+).
ND	Analyte NOT DETECTED at or above the MRL (LOQ), LOD for DoD Reports, MDL for J-Flagged Analytes
dry	Sample results reported on a dry weight basis
RPD	Relative Percent Difference
MDL	Method Detection Limit
MRL	Method Reporting Limit
LOD	Limit of Detection
LOQ	Limit of Quantitation
DL	Detection Limit
I/V	Initial Volume
F/V	Final Volume
§	Subcontracted analysis; see attached report
1	Range result excludes concentrations of surrogates and/or internal standards eluting in that range.
2	Range result excludes concentrations of target analytes eluting in that range.
3	Range result excludes the concentration of the C9-C10 aromatic range.
Avg	Results reported as a mathematical average.
NR	No Recovery
[CALC]	Calculated Analyte
SUB	Subcontracted analysis; see attached report
RL	Reporting Limit
EDL	Estimated Detection Limit
MF	Membrane Filtration
MPN	Most Probable Number
TNTC	Too numerous to Count
CFU	Colony Forming Units

ESS Laboratory
Division of Thielsch Engineering, Inc.

BAL Laboratory
The Microbiology Division of Thielsch Engineering, Inc.

CERTIFICATE OF ANALYSIS

Client Name: Lightship Engineering, LLC
Client Project ID: Enfield CT

ESS Laboratory Work Order: 23J0203

ESS LABORATORY CERTIFICATIONS AND ACCREDITATIONS

ENVIRONMENTAL

Rhode Island Potable and Non Potable Water: LAI00179
http://www.health.ri.gov/find/labs/analytical/ESS.pdf

Connecticut Potable and Non Potable Water, Solid and Hazardous Waste: PH-0750
http://www.ct.gov/dph/lib/dph/environmental_health/environmental_laboratories/pdf/OutofStateCommercialLaboratories.pdf

Maine Potable and Non Potable Water, and Solid and Hazardous Waste: RI00002
http://www.maine.gov/dhhs/mecdc/environmental-health/dwp/partners/labCert.shtml

Massachusetts Potable and Non Potable Water: M-RI002
http://public.dep.state.ma.us/Labcert/Labcert.aspx

New Hampshire (NELAP accredited) Potable and Non Potable Water, Solid and Hazardous Waste: 2424
http://des.nh.gov/organization/divisions/water/dwgb/nhelap/index.htm

New York (NELAP accredited) Non Potable Water, Solid and Hazardous Waste: 11313
http://www.wadsworth.org/labcert/elap/comm.html

New Jersey (NELAP accredited) Non Potable Water, Solid and Hazardous Waste: RI006
http://datamine2.state.nj.us/DEP_OPRA/OpraMain/pi_main?mode=pi_by_site&sort_order=PI_NAMEA&Select+a+Site:=58715

Pennsylvania: 68-01752
http://www.dep.pa.gov/Business/OtherPrograms/Labs/Pages/Laboratory-Accreditation-Program.aspx

ESS Laboratory Sample and Cooler Receipt Checklist

Client: Lightship Engineering, LLC - AAK

Shipped/Delivered Via: ESS Courier

ESS Project ID: 23J0203
Date Received: 10/6/2023
Project Due Date: 10/16/2023
Days for Project: 5 Day

1. Air bill manifest present? No
   Air No.: NA
2. Were custody seals present? No
3. Is radiation count <100 CPM? Yes
4. Is a Cooler Present? Yes
   Temp: 5.7 Iced with: Ice
5. Was COC signed and dated by client? Yes
6. Does COC match bottles? Yes
7. Is COC complete and correct? Yes
8. Were samples received intact? Yes
9. **Were labs informed about short holds & rushes?** Yes / No / (NA)
10. Were any analyses received outside of hold time? Yes / (No)

11. Any Subcontracting needed? Yes / (No)
    ESS Sample IDs:
    Analysis:
    TAT:
12. Were VOAs received? (Yes) / No
    a. Air bubbles in aqueous VOAs? Yes / (No)
    b. Does methanol cover soil completely? Yes / No / NA

13. Are the samples properly preserved? (Yes) / No
    a. If metals preserved upon receipt: Date: Time: By/Acid Lot#:
    b. Low Level VOA vials frozen: Date: Time: By:

Sample Receiving Notes:

14. Was there a need to contact Project Manager? Yes / (No)
    a. Was there a need to contact the client? Yes / No
    Who was contacted? Date: Time: By:

Resolution:

Sample Number	Container ID	Proper Container	Air Bubbles Present	Sufficient Volume	Container Type	Preservative	Record pH (Cyanide and 608 Pesticides)
1	480729	Yes	No	Yes	VOA Vial	HCl	
1	480730	Yes	No	Yes	VOA Vial	HCl	
1	480746	Yes	N/A	Yes	1L Amber	NP	
1	480747	Yes	N/A	Yes	1L Amber	NP	
1	480758	Yes	N/A	Yes	250 mL Poly	HNO3	
2	480731	Yes	No	Yes	VOA Vial	HCl	
2	480732	Yes	No	Yes	VOA Vial	HCl	
2	480733	Yes	No	Yes	VOA Vial	HCl	
2	480748	Yes	N/A	Yes	1L Amber	NP	
2	480749	Yes	N/A	Yes	1L Amber	NP	
2	480759	Yes	N/A	Yes	250 mL Poly	HNO3	
3	480734	Yes	No	Yes	VOA Vial	HCl	
3	480735	Yes	No	Yes	VOA Vial	HCl	
3	480736	Yes	No	Yes	VOA Vial	HCl	
3	480750	Yes	N/A	Yes	1L Amber	NP	
3	480751	Yes	N/A	Yes	1L Amber	NP	
3	480760	Yes	N/A	Yes	250 mL Poly	HNO3	

ESS Laboratory Sample and Cooler Receipt Checklist

Client: Lightship Engineering, LLC - AAK

ESS Project ID: 23J0203
Date Received: 10/6/2023

4	480737	Yes	No	Yes	VOA Vial	HCl
4	480738	Yes	No	Yes	VOA Vial	HCl
4	480739	Yes	No	Yes	VOA Vial	HCl
4	480752	Yes	N/A	Yes	1L Amber	NP
4	480753	Yes	N/A	Yes	1L Amber	NP
4	480761	Yes	N/A	Yes	250 mL Poly	HNO3
5	480740	Yes	No	Yes	VOA Vial	HCl
5	480741	Yes	No	Yes	VOA Vial	HCl
5	480742	Yes	No	Yes	VOA Vial	HCl
5	480754	Yes	N/A	Yes	1L Amber	NP
5	480755	Yes	N/A	Yes	1L Amber	NP
5	480762	Yes	N/A	Yes	250 mL Poly	HNO3
6	480743	Yes	No	Yes	VOA Vial	HCl
6	480744	Yes	No	Yes	VOA Vial	HCl
6	480745	Yes	No	Yes	VOA Vial	HCl
6	480756	Yes	N/A	Yes	1L Amber	NP
6	480757	Yes	N/A	Yes	1L Amber	NP
6	480763	Yes	N/A	Yes	250 mL Poly	HNO3

2nd Review

Were all containers scanned into storage/lab? Initials TD Yes / No

Are barcode labels on correct containers? Yes / No / NA

Are all Flashpoint stickers attached/container ID # circled? Yes / No / NA

Are all Hex Chrome stickers attached? Yes / No / NA

Are all QC stickers attached? Yes / No / NA

Are VOA stickers attached if bubbles noted? Yes / No / NA

Completed By: [signature] Date & Time: MDS 10/10/23.

Reviewed By: [signature] Date & Time: 10/6/23 1756

185 Frances Avenue
Cranston, RI 02910
Phone: 401-461-7181
www.esslaboratory.com

CHAIN OF CUSTODY

ESS Lab # 737203 Page 1 of 1

Turn Time (Days) ☐ >5 ☒ 5 ☐ 4 ☐ 3 ☐ 2 ☐ 1 ☐ Same Day

Regulatory State: Criteria:

Is this project for any of the following?:
☒ CT RCP ☐ MA MCP ☐ RGP ☐ Permit ☐ 401 WQ

ELECTRONIC DELIVERABLES (Final Reports are PDF)
☒ Limit Checker ☐ State Forms ☐ EQuIS
☒ Excel ☐ State Upload ☐ Enviro Data
☐ CLP-Like Package ☐ Other (Specify) →

CLIENT INFORMATION

Client: LIGHTSHIP ENGINEERING, LLC
Address: 6 RESNIK RD SUITE 207
PLYMOUTH, MA 02360
Phone: 508 830 3344
Email Distribution List: KPARADISE@LIGHTSHIPENGINEERING.COM

PROJECT INFORMATION

Project Name: ENFIELD
Project Location: ENFIELD
Project Number: 500.101.2
Project Manager: KEVIN PARADISE
Bill to: KEVIN PARADISE
PO#: 500.101.2
Quote#:

Client acknowledges that sampling is compliant with all EPA / State regulatory programs

REQUESTED ANALYSES

ESS Lab ID	Collection Date	Collection Time	Sample Type	Sample Matrix	Sample ID	VOC	PFAS	CT Metals
1	10/5/2023	1245	GRAB	GW	RW-3	X	X	X
2		1040			RW-4			
3		1045			RW-5			
4		1250			MW-9			
5		1430			MW-12			
6	↓	1435	↓	↓	MW-13	↓	↓	↓

Container Type: AC-Air Cassette AG-Amber Glass B-BOD Bottle C-Cubitainer J-Jar O-Other P-Poly S-Sterile V-Vial — V A P
Container Volume: 1-100 mL 2-2.5 gal 3-250 mL 4-300 mL 5-500 mL 6-1L 7-VOA 8-2 oz 9-4 oz 10-8 oz 11-Other* — 7 3 6
Preservation Code: 1-Non Preserved 2-HCl 3-H2SO4 4-HNO3 5-NaOH 6-Methanol 7-Na2S2O3 8-ZnAce, NaOH 9-NH4Cl 10-DI H2O 11-Other* — 2 1 4

Sampled by : KEVIN PARADISE

Chain needs to be filled out neatly and completely for on time delivery.

Laboratory Use Only
Cooler Temperature (°C): 5.7 1 CR

Comments: * Please specify "Other" preservative and containers types in this space

All samples submitted are subject to ESS Laboratory's payment terms and conditions.

Dissolved Filtration ☐ Lab Filter

Relinquished by (Signature)	Date	Time	Received by (Signature)	Relinquished by (Signature)	Date	Time	Received by (Signature)
KPE	10/6/2023		10/6/23 13:45		10/6/23	16:00	
Relinquished by (Signature)	Date	Time	Received by (Signature)	Relinquished by (Signature)	Date	Time	Received by (Signature)

ATTACHMENT F

WELL PURGING – FIELD WATER QUALITY MEASUREMENTS FORMS

Well Purging-Field Water Quality Measurements Form
Former CL&P Area Work Center
1654 King Street
Enfield, Connecticut

Location (Site/Facility Name):	Enfield Former Area Work Center	Depth to Screen (feet) Top Bottom	
Well ID.:	MW-9	Date:	10/5/2023
Field Personnel:	Kevin Paradise	Pump Intake at (feet below top of casing):	16
Identify Monitoring point:	Top of Inner Casing	Purging Device (Pump Type):	Peristaltic Pump

Clock Time	Depth To Water (feet below top of casing)	Purge Rate (ml/min)	Cumulative Purge Volume (liters)	Temp (^{o}C)	Specific Conductivity (uS/cm)	pH	ORP/Eh[2] (mV)	DO (mg/L)	Turbidity (NTU)	Comments
										Gauge Well - DTW = 13.37
11:30	13.37	300	- -	- -	- -	- -	- -	- -	- -	Start Purging = 11:30
11:35	13.51	300	1.5	18.5	1,010	7.03	-111	1.03	12.3	
11:40	13.62	300	3.0	18.5	1,014	7.03	-100	1.02	11.6	
11:45	13.71	300	4.5	18.5	1,015	7.03	-99.6	0.99	11.5	
11:50	13.83	300	6.0	18.5	1,015	7.03	-92.5	0.97	10.2	
11:55	13.87	300	7.5	18.5	1,017	7.02	-87.6	0.96	9.44	
12:00	13.86	300	9.0	18.5	1,017	7.02	-86.2	0.94	8.01	
12:05	13.85	300	10.5	18.5	1,017	7.02	-83.6	0.92	6.82	
12:10	13.83	300	12.0	18.5	1,017	7.02	-81.2	0.90	6.61	
12:15	13.83	300	13.5	18.5	1,018	7.01	-79.2	0.91	5.93	
12:20	13.83	300	15.0	18.5	1,019	7.01	-75.3	0.92	5.84	
12:25	13.83	300	16.5	18.5	1,020	7.01	-70.9	0.94	5.22	
12:30	13.83	300	18.0	18.5	1,021	7.00	-68.1	0.96	5.03	
12:35	13.83	300	19.5	18.5	1,021	7.00	-67.3	0.97	<5	
12:40	13.83	300	21.0	18.5	1,021	7.00	-63.5	1.01	<5	
12:45	13.83	300	22.5	18.5	1,022	7.00	-62.1	1.02	<5	
12:50	13.83	300	24.0	18.5	1,023	7.00	-57.1	1.03	<5	
										Collected Sample at 12:50

Notes

ml/min - milliliters per minute
^{o}C - degrees Celsius
uS/cm - micro-Siemens per centimeter at 25 ^{o}C
ORP/Eh[2] - Oxidation Reduction Potential
mV - millivolts
DO - Dissolved Oxygen
mg/L - milligrams per liter
NTU - Nephelometric Turbidity Units
DTW - depth to water (feet below top of casing)
TOV - total organic vapors as measured with a photoionization detector
ppb - Parts Per Billion

Specific Conductivity Stability Criteria:
Values are considered stable at +/- 3%

DO Stability Criteria:
Values > 0.5 mg/L are considered stable at +/- 10%
Values < 0.5 mg/L are noted as "< 0.5"
Three consecutive values that are less than 0.5 mg/L are considered stable

Temperature Stability Criteria:
Values are considered stable at +/- 3%

Turbidity Stability Criteria:
Values > 5 NTU are considered stable at +/- 10%
Values < 5 NTU are noted as "< 5"
Three consecutive values that are less than 5 NTU are considered stable

pH Stability Criteria:
Values are considered stable at +/- 0.1 unit

ORP/Eh[2] Stability Criteria:
Values are considered stable at +/- 10 mV

Flow Rate: Consistent

Stabilization of indicator parameters is considered to be achieved when three consecutive readings at five-minute intervals (or longer) are within the limits set forth above.

Well Purging-Field Water Quality Measurements Form
Former CL&P Area Work Center
1654 King Street
Enfield, Connecticut

Location (Site/Facility Name):	Enfield Former Area Work Center	Depth to Top / Bottom of Screen (feet)	
Well ID.:	MW-12	Date:	10/5/2023
Field Personnel:	Kevin Paradise	Pump Intake at (feet below top of casing):	15
Identify Monitoring point:	Top of Inner Casing	Purging Device (Pump Type):	Peristaltic Pump

Clock Time	Depth To Water (feet below top of casing)	Purge Rate (ml/min)	Cumulative Purge Volume (liters)	Temp (^oC)	Specific Conductivity (uS/cm)	pH	ORP/Eh[2] (mV)	DO (mg/L)	Turbidity (NTU)	Comments
										Gauge Well - DTW = 4.55
13:35	4.55	300	- -	- -	- -	- -	- -	- -	- -	Start Purging = 13:35
13:40	5.78	300	1.5	17.0	760	6.75	-182.9	<0.5	9.75	
13:45	5.84	300	3.0	17.1	753	6.75	-186.1	<0.5	8.62	
13:50	5.88	300	4.5	17.1	748	6.75	-187.5	<0.5	7.66	
13:55	5.98	300	6.0	17.1	742	6.75	-188.1	<0.5	7.21	
14:00	6.03	300	7.5	17.1	738	6.75	-189.2	<0.5	7.20	
14:05	6.03	300	9.0	17.1	736	6.75	-190.5	<0.5	7.11	
14:10	6.03	300	10.5	17.1	734	6.75	-190.7	<0.5	6.01	
14:15	6.04	300	12.0	17.1	730	6.75	-190.9	<0.5	5.92	
14:20	6.04	300	13.5	17.2	729	6.75	-191.6	<0.5	<5	
14:25	6.05	300	15.0	17.2	728	6.75	-191.7	<0.5	<5	
14:30	6.05	300	16.5	17.2	727	6.75	-191.9	<0.5	<5	
										Collected Sample at 14:30

Notes

ml/min - milliliters per minute
^oC - degrees Celsius
uS/cm - micro-Siemens per centimeter at 25^oC
ORP/Eh[2] - Oxidation Reduction Potential
mV - millivolts
DO - Dissolved Oxygen
mg/L - milligrams per liter
NTU - Nephelometric Turbidity Units
DTW - depth to water (feet below top of casing)
TOV - total organic vapors as measured with a photoionization detector
ppb - Parts Per Billion

Specific Conductivity Stability Criteria:
Values are considered stable at +/- 3%

DO Stability Criteria:
Values > 0.5 mg/L are considered stable at +/- 10%
Values < 0.5 mg/L are noted as "< 0.5"
Three consecutive values that are less than 0.5 mg/L are considered stable

Temperature Stability Criteria:
Values are considered stable at +/- 3%

Turbidity Stability Criteria:
Values > 5 NTU are considered stable at +/- 10%
Values < 5 NTU are noted as "< 5"
Three consecutive values that are less than 5 NTU are considered stable

pH Stability Criteria:
Values are considered stable at +/- 0.1 unit

ORP/Eh[2] Stability Criteria:
Values are considered stable at +/- 10 mV

Flow Rate: Consistent

Stabilization of indicator parameters is considered to be achieved when three consecutive readings at five-minute intervals (or longer) are within the limits set forth above.

Well Purging-Field Water Quality Measurements Form
Former CL&P Area Work Center
1654 King Street
Enfield, Connecticut

Location (Site/Facility Name):	Enfield Former Area Work Center	Depth to Screen (feet) Top / Bottom	
Well ID.:	MW-13	Date:	10/5/2023
Field Personnel:	Kevin Paradise	Pump Intake at (feet below top of casing):	14
Identify Monitoring point:	Top of Inner Casing	Purging Device (Pump Type):	Peristaltic Pump

Clock Time	Depth To Water (feet below top of casing)	Purge Rate (ml/min)	Cumulative Purge Volume (liters)	Temp (^oC)	Specific Conductivity (uS/cm)	pH	ORP/Eh[2] (mV)	DO (mg/L)	Turbidity (NTU)	Comments
										Gauge Well - DTW = 9.58
13:35	9.58	300	- -	- -	- -	- -	- -	- -	- -	Start Purging = 13:35
13:40	10.49	300	1.5	19.4	597	6.86	50.0	2.98	52.1	
13:45	10.50	300	3.0	19.5	599	6.86	51.6	3.01	61.6	
13:50	10.51	300	4.5	19.7	591	6.87	50.3	3.00	55.5	
13:55	10.53	300	6.0	19.9	582	6.87	49.3	2.99	52.3	
14:00	10.55	300	7.5	19.9	577	6.87	48.4	2.97	48.7	
14:05	10.56	300	9.0	19.9	578	6.87	60.5	2.98	36.5	
14:10	10.56	300	10.5	19.9	578	6.87	70.9	2.96	32.1	
14:15	10.57	300	12.0	19.9	578	6.87	70.6	2.96	34.1	
14:20	10.57	300	13.5	19.9	579	6.87	71.1	2.95	9.8	
14:25	10.58	300	15.0	19.9	579	6.87	70.9	2.95	9.7	
14:30	10.59	300	16.5	19.9	579	6.87	70.6	2.94	9.6	
										Collected Sample at 14:35

Notes

ml/min - milliliters per minute
^oC - degrees Celsius
uS/cm - micro-Siemens per centimeter at 25^oC
ORP/Eh[2] - Oxidation Reduction Potential
mV - millivolts
DO - Dissolved Oxygen
mg/L - milligrams per liter
NTU - Nephelometric Turbidity Units
DTW - depth to water (feet below top of casing)
TOV - total organic vapors as measured with a photoionization detector
ppb - Parts Per Billion

Specific Conductivity Stability Criteria:
Values are considered stable at +/- 3%

DO Stability Criteria:
Values > 0.5 mg/L are considered stable at +/- 10%
Values < 0.5 mg/L are noted as "< 0.5"
Three consecutive values that are less than 0.5 mg/L are considered stable

Temperature Stability Criteria:
Values are considered stable at +/- 3%

Turbidity Stability Criteria:
Values > 5 NTU are considered stable at +/- 10%
Values < 5 NTU are noted as "< 5"
Three consecutive values that are less than 5 NTU are considered stable

pH Stability Criteria:
Values are considered stable at +/- 0.1 unit

ORP/Eh[2] Stability Criteria:
Values are considered stable at +/- 10 mV

Flow Rate: Consistent

Stabilization of indicator parameters is considered to be achieved when three consecutive readings at five-minute intervals (or longer) are within the limits set forth above.

Well Purging-Field Water Quality Measurements Form
Former CL&P Area Work Center
1654 King Street
Enfield, Connecticut

Location (Site/Facility Name):	Enfield Former Area Work Center	Depth to	of Screen (feet)
Well ID.: RW-3	Date: 10/5/2023	Top	Bottom
Field Personnel:	Kevin Paradise	Pump Intake at (feet below top of casing):	16.5
Identify Monitoring point:	Top of Inner Casing	Purging Device (Pump Type):	Peristaltic Pump

Clock Time	Depth To Water (feet below top of casing)	Purge Rate (ml/min)	Cumulative Purge Volume (liters)	Temp (^oC)	Specific Conductivity (uS/cm)	pH	ORP/Eh[2] (mV)	DO (mg/L)	Turbidity (NTU)	Comments
										Gauge Well - DTW = 12.72
11:20	12.72	300	- -	- -	- -	- -	- -	- -	- -	Start Purging = 11:20
11:25	12.76	300	1.5	16.5	845	6.93	5.2	1.05	10.2	
11:30	12.82	300	1.5	16.5	845	6.93	-10.1	0.95	9.85	
11:35	12.86	300	1.5	16.6	843	6.92	-12.5	0.86	8.52	
11:40	12.92	300	1.5	16.6	843	6.92	-23.7	0.75	7.61	
11:45	12.95	300	1.5	16.6	843	6.92	-32.5	0.66	6.55	
11:50	12.99	300	1.5	16.7	842	6.92	-32.7	0.61	6.43	
11:55	13.05	300	1.5	16.7	841	6.91	-33.1	<0.5	6.18	
12:00	13.06	300	1.5	16.8	841	6.91	-33.2	<0.5	6.38	
12:05	13.08	300	1.5	16.9	841	6.91	-33.6	<0.5	6.40	
12:10	13.08	300	1.5	16.9	841	6.91	-33.9	<0.5	6.44	
12:15	13.09	300	1.5	16.9	841	6.91	-34.0	<0.5	6.53	
12:20	13.10	300	1.5	16.9	840	6.91	-34.1	<0.5	5.62	
12:25	13.10	300	1.5	16.9	840	6.91	-34.1	<0.5	5.20	
12:30	13.10	300	1.5	16.9	840	6.91	-34.5	<0.5	5.17	
12:35	13.10	300	1.5	16.9	839	6.91	-34.7	<0.5	<5	
12:40	13.10	300	1.5	16.9	839	6.91	-35.2	<0.5	<5	
12:45	13.10	300	1.5	16.9	839	6.91	-35.7	<0.5	<5	
										Collected Sample at 12:45

Notes

ml/min - milliliters per minute
^oC - degrees Celsius
uS/cm - micro-Siemens per centimeter at 25 ^oC
ORP/Eh[2] - Oxidation Reduction Potential
mV - millivolts
DO - Dissolved Oxygen
mg/L - milligrams per liter
NTU - Nephelometric Turbidity Units
DTW - depth to water (feet below top of casing)
TOV - total organic vapors as measured with a photoionization detector
ppb - Parts Per Billion

Specific Conductivity Stability Criteria:
Values are considered stable at +/- 3%

DO Stability Criteria:
Values > 0.5 mg/L are considered stable at +/- 10%
Values < 0.5 mg/L are noted as "< 0.5"
Three consecutive values that are less than 0.5 mg/L are considered stable

Temperature Stability Criteria:
Values are considered stable at +/- 3%

Turbidity Stability Criteria:
Values > 5 NTU are considered stable at +/- 10%
Values < 5 NTU are noted as "< 5"
Three consecutive values that are less than 5 NTU are considered stable

pH Stability Criteria:
Values are considered stable at +/- 0.1 unit

ORP/Eh[2] Stability Criteria:
Values are considered stable at +/- 10 mV

Flow Rate: Consistent

Stabilization of indicator parameters is considered to be achieved when three consecutive readings at five-minute intervals (or longer) are within the limits set forth above.

Well Purging-Field Water Quality Measurements Form
Former CL&P Area Work Center
1654 King Street
Enfield, Connecticut

Location (Site/Facility Name):	Enfield Former Area Work Center	Depth to Top / Bottom of Screen (feet)	
Well ID.: RW-4	Date: 10/5/2023		
Field Personnel:	Kevin Paradise	Pump Intake at (feet below top of casing):	20
Identify Monitoring point:	Top of Inner Casing	Purging Device (Pump Type):	Peristaltic Pump

Clock Time	Depth To Water (feet below top of casing)	Purge Rate (ml/min)	Cumulative Purge Volume (liters)	Temp (^{o}C)	Specific Conductivity (uS/cm)	pH	ORP/Eh^{2} (mV)	DO (mg/L)	Turbidity (NTU)	Comments
										Gauge Well - DTW = 12.43
10:05	12.43	300	- -	- -	- -	- -	- -	- -	- -	Start Purging = 10:05
10:10	12.43	300	1.5	18.5	444.7	6.84	43.4	3.89	<5	
10:15	12.44	300	3.0	18.5	444.1	6.84	45.4	3.88	<5	
10:20	12.45	300	4.5	18.5	439.6	6.84	46.5	3.88	<5	
10:25	12.44	300	6.0	18.5	437.9	6.84	47.7	3.89	<5	
10:30	12.43	300	7.5	18.6	436.2	6.85	59.0	3.88	<5	
10:35	12.43	300	9.0	18.6	435.8	6.85	59.7	3.94	<5	
10:40	12.43	300	10.5	18.6	435.5	6.85	60.0	3.98	<5	
										Collected Sample at 10:40

Notes

ml/min - milliliters per minute
^{o}C - degrees Celsius
uS/cm - micro-Siemens per centimeter at 25°C
ORP/Eh^{2} - Oxidation Reduction Potential
mV - millivolts
DO - Dissolved Oxygen
mg/L - milligrams per liter
NTU - Nephelometric Turbidity Units
DTW - depth to water (feet below top of casing)
TOV - total organic vapors as measured with a photoionization detector
ppb - Parts Per Billion

Specific Conductivity Stability Criteria:
Values are considered stable at +/- 3%

DO Stability Criteria:
Values > 0.5 mg/L are considered stable at +/- 10%
Values < 0.5 mg/L are noted as "< 0.5"
Three consecutive values that are less than 0.5 mg/L are considered stable

Temperature Stability Criteria:
Values are considered stable at +/- 3%

Turbidity Stability Criteria:
Values > 5 NTU are considered stable at +/- 10%
Values < 5 NTU are noted as "< 5"
Three consecutive values that are less than 5 NTU are considered stable

pH Stability Criteria:
Values are considered stable at +/- 0.1 unit

ORP/Eh^{2} Stability Criteria:
Values are considered stable at +/- 10 mV

Flow Rate: Consistent

Stabilization of indicator parameters is considered to be achieved when three consecutive readings at five-minute intervals (or longer) are within the limits set forth above.

Well Purging-Field Water Quality Measurements Form
Former CL&P Area Work Center
1654 King Street
Enfield, Connecticut

Location (Site/Facility Name):	Enfield Former Area Work Center	Depth to Screen (feet) Top Bottom	
Well ID.:	RW-5	Date:	10/5/2023
Field Personnel:	Kevin Paradise	Pump Intake at (feet below top of casing):	14
Identify Monitoring point:	Top of Inner Casing	Purging Device (Pump Type):	Peristaltic Pump

Clock Time	Depth To Water (feet below top of casing)	Purge Rate (ml/min)	Cumulative Purge Volume (liters)	Temp (^{o}C)	Specific Conductivity (uS/cm)	pH	ORP/Eh^{2} (mV)	DO (mg/L)	Turbidity (NTU)	Comments
										Gauge Well - DTW = 9.05
9:45	9.05	300	- -	- -	- -	- -	- -	- -	- -	Start Purging = 09:45
9:50	9.20	300	1.5	18.0	910	6.57	-55.3	1.06	9.48	
9:55	9.25	300	3.0	18.0	903	6.57	-52.1	1.03	9.25	
10:00	9.27	300	4.5	18.0	900	6.57	-48.2	0.97	8.31	
10:05	9.27	300	6.0	18.0	895	6.57	-45.3	0.96	7.25	
10:10	9.28	300	7.5	18.0	890	6.56	-31.1	0.90	5.59	
10:15	9.28	300	9.0	17.9	888	6.56	-30.8	0.87	5.81	
10:20	9.28	300	10.5	17.9	889	6.56	-31.3	0.86	5.93	
10:25	9.28	300	12.0	17.9	888	6.56	-31.4	0.85	6.32	
10:30	9.29	300	13.5	17.9	889	6.56	-30.6	0.86	6.78	
10:35	9.30	300	15.0	17.9	889	6.56	-30.6	0.86	<5	
10:40	9.30	300	16.5	17.9	888	6.56	-30.6	0.86	<5	
10:45	9.30	300	18.0	17.9	889	6.56	-30.6	0.86	<5	
										Collected Sample at 10:45

Notes

ml/min - milliliters per minute
^{o}C - degrees Celsius
uS/cm - micro-Siemens per centimeter at 25°C
ORP/Eh^{2} - Oxidation Reduction Potential
mV - millivolts
DO - Dissolved Oxygen
mg/L - milligrams per liter
NTU - Nephelometric Turbidity Units
DTW - depth to water (feet below top of casing)
TOV - total organic vapors as measured with a photoionization detector
ppb - Parts Per Billion

Specific Conductivity Stability Criteria:
Values are considered stable at +/- 3%

DO Stability Criteria:
Values > 0.5 mg/L are considered stable at +/- 10%
Values < 0.5 mg/L are noted as "< 0.5"
Three consecutive values that are less than 0.5 mg/L are considered stable

Temperature Stability Criteria:
Values are considered stable at +/- 3%

Turbidity Stability Criteria:
Values > 5 NTU are considered stable at +/- 10%
Values < 5 NTU are noted as "< 5"
Three consecutive values that are less than 5 NTU are considered stable

pH Stability Criteria:
Values are considered stable at +/- 0.1 unit

ORP/Eh^{2} Stability Criteria:
Values are considered stable at +/- 10 mV

Flow Rate: Consistent

Stabilization of indicator parameters is considered to be achieved when three consecutive readings at five-minute intervals (or longer) are within the limits set forth above.

ATTACHMENT G

GROUNDWATER ANALYTICAL RESULTS

MW-1
Groundwater Analytical Results
Former CL&P Area Work Center
1654 King Street
Enfield, Connecticut

Well ID	MW-1																					Connecticut Remediation Standards		
Year	2003	2004		2005		2006		2007			2008			2009				2010				2011	Surface Water Protection Criteria	Residential Volatilization Criteria	Industrial/ Commercial Volatilization Criteria
Month	October	April	October	April	October	April	October	April	July	October	April	July	October	January	April	July	October	January	April	July	October	January			
VOCs via EPA 8260 (ug/l)																									
Benzene	<0.5	<0.5	<0.6	<0.5	<1.0	<1.0	<1.0	<1.0	<1.0	<1.0	<1.0	<0.5	<0.5	<0.5	<0.5	<0.50	<0.50	<0.50	<0.50	<0.50	<0.50	<0.50	710	215	530
Bromodichloromethane	<0.5	<0.5	<0.4	<0.5	<2.0	<1.0	<1.0	<1.0	<1.0	<1.0	<1.0	<0.5	<0.5	<0.5	<0.5	<0.50	<0.50	<5.0	<0.50	<0.50	<0.50	<0.50	NE	NE	NE
Bromomethane	<1.0	<1.0	<1.2	<1.0	<2.0	<5.0	<2.0	<2.0	<2.0	<2.0	<5.0	<1.0	<2.0	<1.0	<6.0	<5.0	<5.0	<0.50	<0.50	<1.0	<0.50	<0.50	NE	NE	NE
2-Butanone (MEK)	<5.0	<5.0	<10	<5.0	<20.0	<20.0	<20.0	<20.0	<20.0	<20.0	<20.0	<2.0	<2.0	<2.0	<2.0	<2.0	<2.0	<2.0	<2.0	<2.0	<2.0	<5.0	NE	50,000	50,000
n-Butylbenzene	<0.5	<0.5	<0.7	<0.5	<2.0	<1.0	<1.0	<1.0	<1.0	<1.0	<1.0	<1.0	<0.5	<0.5	<0.5	<0.5	<1.0	<1.0	<1.0	<1.0	<1.0	<1.0	NE	NE	NE
sec-Butylbenzene	<0.5	<0.5	<0.6	<0.5	<1.0	<1.0	<1.0	<1.0	<1.0	<1.0	<1.0	<0.5	<0.5	<0.5	<0.5	<1.0	<1.0	<1.0	<1.0	<1.0	<1.0	<1.0	NE	NE	NE
tert-Butylbenzene	<0.5	<0.5	<0.8	<0.5	<2.0	<1.0	<1.0	<1.0	<1.0	<1.0	<1.0	<0.5	<0.5	<0.5	<0.5	<1.0	<1.0	<1.0	<1.0	<1.0	<1.0	<1.0	NE	NE	NE
Carbon Disulfide	NA	NA	NA	NA	NA	NA	NA	NA	NA	NA	NA	NA	<0.5	<0.5	<0.5	<6.0	<0.50	<0.50	<2.0	4.6	<5.0	<10.0	NE	NE	NE
Chlorobenzene	<0.5	<0.5	<0.6	<0.5	<1.0	<1.0	<1.0	<1.0	<1.0	<1.0	<1.0	<0.5	<0.5	<0.5	<0.5	<0.50	<0.50	<0.50	<0.50	<0.50	<0.50	<0.50	420,000	1,800	23,000
Chloroform	<0.5	<0.5	<0.8	<0.5	<2.0	<2.0	<2.0	<2.0	<2.0	<2.0	<2.0	<0.5	<0.5	<0.5	<0.5	<0.50	<0.50	<0.50	<0.50	<0.50	<0.50	<0.50	14,100	26	62
2-Chlorotoluene	<0.5	<0.5	<0.6	<0.5	<1.0	<1.0	<1.0	<1.0	<1.0	<1.0	<1.0	<0.5	<0.5	<0.5	<0.5	<0.50	<0.50	<0.50	<0.50	<0.50	<0.50	<0.50	NE	NE	NE
4-Chlorotoluene	<0.5	<0.5	<0.6	<0.5	<2.0	<1.0	<1.0	<1.0	<1.0	<1.0	<1.0	<0.5	<0.5	<0.5	<0.5	<0.50	<0.50	<0.50	<0.50	<0.50	<0.50	<1.0	NE	NE	NE
1,2-Dichlorobenzene	<0.5	<0.5	<0.8	<0.5	<1.0	<1.0	<1.0	<1.0	<1.0	<1.0	<1.0	<0.5	<0.5	<0.5	<0.5	<0.50	<0.50	<0.50	<0.50	<0.50	<0.50	<0.50	170,000	5,100	50,000
1,4-Dichlorobenzene	<0.5	<0.5	<0.8	<0.5	<1.0	<1.0	<1.0	<1.0	<1.0	<1.0	<1.0	<0.5	<0.5	<0.5	<0.5	<0.50	<0.50	<0.50	<0.50	<0.50	<0.50	<0.50	26,000	1,400	3,400
Dichlorodifluoromethane	<0.5	<0.5	<1.0	<0.5	<2.0	<2.0	<2.0	<2.0	<2.0	<2.0	<2.0	<0.5	<0.5	<0.5	<0.5	<0.50	<0.50	<0.50	<0.50	<0.50	<0.50	<0.50	NE	NE	NE
1,1-Dichloroethane	<0.5	<0.5	<0.7	<0.5	<1.0	<1.0	<1.0	<1.0	<1.0	<1.0	<1.0	<0.5	<0.5	<0.5	<0.5	<0.50	<0.50	<0.50	<0.50	<0.50	<0.50	<0.50	NE	3,000	41,000
1,2-Dichloroethane	<0.5	<0.5	<0.9	<0.5	<1.0	<1.0	<1.0	<1.0	<1.0	<1.0	<1.0	<0.5	<0.5	<0.5	<0.5	<0.50	<0.50	<0.50	<0.50	<0.50	<0.50	<0.50	2,970	6.5	68
1,1-Dichloroethene	<0.5	<0.5	<0.6	<1.0	<1.0	<1.0	<1.0	<1.0	<1.0	<1.0	<1.0	<0.5	<0.5	<0.5	<0.5	<0.50	<0.50	<0.50	<0.50	<0.50	<0.50	<0.50	96	190	920
1,2-Dichloropropane	<0.5	<0.5	<0.6	<0.5	<1.0	<1.0	<1.0	<1.0	<1.0	<1.0	<1.0	<0.5	<0.5	<0.5	<0.5	<0.50	<0.50	<0.50	<0.50	<0.50	<0.50	<0.50	NE	7.4	58
Ethylbenzene	<0.5	<0.5	<0.6	0.7	2.4	<1.0	2.7	<1.0	1.9	<1.0	<1.0	<0.5	<0.5	<0.5	<0.5	0.61	0.72	<0.50	<0.50	<0.50	<0.50	<0.50	580,000	50,000	50,000
Isopropylbenzene	<0.5	<0.5	<0.4	<0.5	<2.0	<1.0	<1.0	<1.0	<1.0	<1.0	<1.0	<0.5	<0.5	<0.5	<0.5	<0.50	<0.50	<0.50	<0.50	<0.50	<0.50	<1.0	NE	NE	NE
p-Isopropyltoluene	<0.5	<0.5	<0.7	<0.5	<2.0	<1.0	<1.0	<1.0	<1.0	<1.0	<1.0	<0.5	<0.5	<0.5	<0.5	<0.50	<0.50	<0.50	<0.50	<0.50	<0.50	<0.50	NE	NE	NE
Methyl tert-butyl ether (MTBE)	<0.5	<0.5	<0.8	<0.5	<1.0	<1.0	<1.0	<1.0.	<1.0	<1.0	<1.0	<0.5	<0.5	<0.5	<0.5	<0.50	<0.50	<0.50	<0.50	<0.50	<0.50	<0.50	NE	50,000	50,000
Naphthalene	<0.5	<0.5	<1.0	<0.5	<3.0	<6.0	<2.0	4.0	<2.0	<2.0	3.7	<5.0	1.4	2.2	<2.0	3.5	<2.0	9.4	<2.0	<2.0	<2.0	<2.0	NE	NE	NE
n-Propylbenzene	<0.5	<0.5	<0.8	<0.5	<2.0	<1.0	<1.0	<1.0	<1.0	<1.0	<1.0	<0.5	<0.5	<0.5	<0.5	<1.0	<1.0	<1.0	<1.0	<1.0	<1.0	<1.0	NE	NE	NE
Tetrachloroethene	<0.5	<0.5	<0.4	<0.5	<2.5	<1.0	<1.0	<1.0	<1.0	<1.0	<1.0	<0.5	<0.5	<0.5	<0.5	<1.0	<1.0	<1.0	<1.0	<1.0	<1.0	<1.0	88	340	810
Toluene	<0.5	<0.5	<0.7	<0.5	<1.0	<1.0	<1.0	<1.0	<1.0	<1.0	<1.0	<0.5	<0.5	<0.5	<0.5	<1.0	<1.0	<1.0	<1.0	<1.0	<1.0	<1.0	4,000,000	23,500	50,000
1,2,4-Trichlorobenzene	<0.5	<0.5	<0.7	<0.5	<3.0	<5.0	<1.0	<1.0	<1.0	<1.0	<1.0	<0.5	<0.5	<0.5	<2.0	<0.50	<0.50	<0.50	<0.50	<0.50	<0.50	<0.50	NE	NE	NE
1,1,1-Trichloroethane	<0.5	<0.5	<0.9	<0.5	<1.0	<1.0	<1.0	<1.0	<1.0	<1.0	<1.0	<0.5	<0.5	<0.5	<0.5	<0.50	<0.50	<0.50	<0.50	<0.50	<0.50	<1.0	62,000	650	16,000
1,1,2-Trichloroethane	<0.5	<0.5	<0.7	<0.5	<1.0	<1.0	<1.0	<1.0	<1.0	<1.0	<1.0	<0.5	<0.5	<0.5	<0.5	<0.50	<0.50	<0.50	<0.50	<0.50	<0.50	<0.50	1,260	220	2,900
Trichloroethene	<0.5	<0.5	<1.0	<0.5	<1.0	<1.0	<1.0	<1.0	<1.0	<1.0	<1.0	<0.5	<0.5	<0.5	<0.5	<1.0	<1.0	<1.0	<1.0	<1.0	<1.0	<1.0	2,340	27	67
1,2,4-Trimethylbenzene	<0.5	<0.5	<0.7	2.0	<2.0	1.0	1.6	<1.0	1.8	<1.0	<1.0	<0.5	<0.5	<0.5	<0.5	0.74	<0.50	<0.50	<0.50	<0.50	<0.50	<0.50	NE	NE	NE
1,3,5-Trimethylbenzene	<0.5	<0.5	<1.0	1.5	<2.0	<1.0	<1.0	<1.0	<1.0	<1.0	<1.0	<0.5	<0.5	<0.5	<0.5	<0.50	<0.50	<0.50	<0.50	<0.50	<0.50	<2.0	NE	NE	NE
Xylenes, total	<1.0	1.1	<1.3	2.4	4.1	3.0	6.7	<2.0	5.1	<2.0	<2.0	<1.0	<1.0	<1.0	<1.0	<2.0	<2.0	<2.0	<2.0	<2.0	<2.0	<2.0	NE	21,300	50,000

Notes:
NA - Not analyzed for this analyte.
NE - Not Established.
ND - Not Detected.
BRL - Below Laboratory Reporting Limit.
ug/l - micrograms per liter.
mg/l - milligrams per liter.
VOCs - Volatile Organic Compounds.
SVOCs - Semi Volatile Organic Compounds.
EPA - Environmental Protection Agency.
Bold indicates concentration exceeds the Surface Water Protection Criteria, Appendix D to Connecticut Remediation Standards (March 9, 2021).
Underline indicates concentration exceeds the Residential Volatilization Criteria for Substances in Groundwater, Appendix E to Connecticut Remediation Standards (March 9, 2021).
Italics indicates concentration exceeds the Industrial/ Commercial Volatilization Criteria for Soil Vapor, Appendix E to Connecticut Remediation Standards (March 9, 2021).
[D] Dissolved metals concentration
Shading indicates four consecutive quarters of laboratory analytical results below the Remediation Standards indicated on this Table.

MW-2
Groundwater Analytical Results
Former CL&P Area Work Center
1654 King Street
Enfield, Connecticut

Well ID	MW-2																					Connecticut Remediation Standards		
Year	2003	2004		2005		2006		2007			2008			2009				2010				2011	Surface Water Protection Criteria	Residential Volatilization Criteria	Industrial/ Commercial Volatilization Criteria
Month	October	April	October	April	October	April	October	April	July	October	April	July	October	January	April	July	October	January	April	July	October	January			
VOCs via EPA 8260 (ug/l)																									
Acetone	NA	NA	NA	NA	NA	NA	NA	ND[a]	ND	ND	ND	ND	5.6	<7.0	<5.0	<5.0	<5.0	<50	38	<10	21	<10	NE	50,000	530
Benzene	<0.5	<0.5	<0.6	<0.5	<1.0	<1.0	<1.0	<1.0	<1.0	3.0	<1.0	<0.5	0.6	<0.5	<0.5	<0.50	<0.50	<0.50	<0.50	<0.50	<0.50	<0.50	710	215	NE
Bromodichloromethane	<0.5	<0.5	<0.4	<0.5	<2.0	<1.0	<1.0	<1.0	<1.0	<1.0	<1.0	<0.5	<0.5	<0.5	<0.5	<0.50	<0.50	<5.0	<0.50	<0.50	<0.50	<0.50	NE	NE	NE
Bromomethane	<1.0	<1.0	<1.2	<1.0	<2.0	<5.0	<2.0	<2.0	<2.0	<2.0	<5.0	<1.0	<2.0	<1.0	<6.0	<5.0	<5.0	<0.50	<0.50	<1.0	<0.50	<0.50	NE	NE	50,000
2-Butanone (MEK)	<5.0	<5.0	<10.0	<5.0	<20.0	<20.0	<20.0	<20.0	<20.0	<20.0	<20.0	<2.0	<2.0	<2.0	<2.0	<2.0	<2.0	<2.0	5.4	<2.0	<2.0	<5.0	NE	50,000	NE
n-Butylbenzene	<0.5	<0.5	<0.7	<0.5	<2.0	<1.0	<1.0	<1.0	<1.0	<1.0	<1.0	<1.0	<0.5	<0.5	<0.5	<1.0	<1.0	<1.0	<1.0	<1.0	<1.0	<1.0	NE	NE	NE
sec-Butylbenzene	<0.5	<0.5	<0.6	<0.5	<1.0	<1.0	<1.0	<1.0	<1.0	2.1	<1.0	<0.5	<0.5	<0.5	<0.5	<1.0	<1.0	<1.0	<1.0	<1.0	<1.0	<1.0	NE	NE	NE
tert-Butylbenzene	<0.5	<0.5	<0.8	<0.5	<2.0	<1.0	<1.0	<1.0	<1.0	1.1	<1.0	<0.5	<0.5	<0.5	<0.5	<1.0	<1.0	<1.0	<1.0	<1.0	<1.0	<1.0	NE	NE	NE
Chlorobenzene	<0.5	<0.5	<0.6	<0.5	<1.0	<1.0	<1.0	<1.0	<1.0	<1.0	<1.0	<0.5	<0.5	<0.5	<0.5	<0.50	<0.50	<0.50	<0.50	<0.50	<0.50	<0.50	420,000	1,800	23,000
Chloroform	<0.5	<0.5	<0.8	<0.5	<2.0	<2.0	<2.0	<2.0	<2.0	<2.0	<2.0	<0.5	<0.5	<0.5	<0.5	<0.50	<0.50	<0.50	<0.50	<0.50	<0.50	<0.50	14,100	26	62
2-Chlorotoluene	<0.5	<0.5	<0.6	<0.5	<1.0	<1.0	<1.0	<1.0	<1.0	<1.0	<1.0	<0.5	<0.5	<0.5	<0.5	<0.50	<0.50	<0.50	<0.50	<0.50	<0.50	<0.50	NE	NE	NE
4-Chlorotoluene	<0.5	<0.5	<0.6	<0.5	<2.0	<1.0	<1.0	<1.0	<1.0	<1.0	<1.0	<0.5	<0.5	<0.5	<0.5	<0.50	<0.50	<0.50	<0.50	<0.50	<0.50	<1.0	NE	NE	NE
1,2-Dichlorobenzene	<0.5	<0.5	<0.8	<0.5	<1.0	<1.0	<1.0	<1.0	<1.0	<1.0	<1.0	<0.5	<0.5	<0.5	<0.5	<0.50	<0.50	<0.50	<0.50	<0.50	<0.50	<0.50	170,000	5,100	50,000
1,4-Dichlorobenzene	<0.5	<0.5	<0.8	<0.5	<1.0	<1.0	<1.0	<1.0	<1.0	<1.0	<1.0	<0.5	<0.5	<0.5	<0.5	<0.50	<0.50	<0.50	<0.50	<0.50	<0.50	<0.50	26,000	1,400	3,400
Dichlorodifluoromethane	<0.5	<0.5	<1.0	<0.5	<2.0	<2.0	<2.0	<2.0	<2.0	<2.0	<2.0	<0.5	<0.5	<0.5	<0.5	<0.50	<0.50	<0.50	<0.50	<0.50	<0.50	<0.50	NE	NE	NE
1,1-Dichloroethane	<0.5	<0.5	<0.7	<0.5	<1.0	<1.0	<1.0	<1.0	<1.0	<1.0	<1.0	<0.5	<0.5	<0.5	<0.5	<0.50	<0.50	<0.50	<0.50	<0.50	<0.50	<0.50	NE	3,000	41,000
1,2-Dichloroethane	<0.5	<0.5	<0.9	<0.5	<1.0	<1.0	<1.0	<1.0	<1.0	<1.0	<1.0	<0.5	<0.5	<0.5	<0.5	<0.50	<0.50	<0.50	<0.50	<0.50	<0.50	<0.50	2,970	6.5	68
1,1-Dichloroethene	<0.5	<0.5	<0.6	<1.0	<1.0	<1.0	<1.0	<1.0	<1.0	<1.0	<1.0	<0.5	<0.5	<0.5	<0.5	<0.50	<0.50	<0.50	<0.50	<0.50	<0.50	<0.50	96	190	920
1,2-Dichloropropane	<0.5	<0.5	<0.6	<0.5	<1.0	<1.0	<1.0	<1.0	<1.0	<1.0	<1.0	<0.5	<0.5	<0.5	<0.5	<0.50	<0.50	<0.50	<0.50	<0.50	<0.50	<0.50	NE	7.4	58
Ethylbenzene	<0.5	<0.5	<0.6	1.6	<2.0	<1.0	<1.0	6.1	1.1	19.8	1.1	<0.5	2.6	<0.5	<0.5	<0.50	1.8	<0.50	<0.50	<0.50	<0.50	<0.50	580,000	50,000	50,000
Isopropylbenzene	<0.5	<0.5	<0.4	<0.5	<2.0	<1.0	<1.0	<1.0	<1.0	11.2	<1.0	1.0	<0.5	<0.5	<0.5	<0.50	<0.50	<0.50	<0.50	<0.50	1.3	<1.0	NE	NE	NE
p-Isopropyltoluene	<0.5	<0.5	<0.7	<0.5	<2.0	<1.0	<1.0	<1.0	<1.0	<1.0	<1.0	<0.5	<0.5	<0.5	<0.5	<0.50	<0.50	<0.50	<0.50	<0.50	<0.50	<0.50	NE	NE	NE
Methyl tert-butyl ether (MTBE)	<0.5	<0.5	<0.8	<0.5	<1.0	<1.0	<1.0	<1.0	<1.0	<1.0	<1.0	<0.5	<0.5	<0.5	<0.5	<0.50	<0.50	<0.50	<0.50	<0.50	<0.50	<0.50	NE	50,000	50,000
Naphthalene	<0.5	<0.5	<1.0	<0.5	<3.0	<6.0	<2.0	12.8	<2.0	23.9	4.8	<5.0	37.2	2.0	<2.0	5.8	28	<2.0	<2.0	<2.0	<2.0	<2.0	NE	NE	NE
n-Propylbenzene	<0.5	<0.5	1.7	<0.5	<2.0	<1.0	<1.0	1.1	<1.0	22.8	<1.0	1.6	<0.5	<0.5	<0.5	<1.0	<1.0	<1.0	<1.0	<1.0	2.1	<1.0	NE	NE	NE
Tetrachloroethene	<0.5	<0.5	<0.4	<0.5	<2.5	<1.0	<1.0	<1.0	<1.0	<1.0	<1.0	<0.5	<0.5	<0.5	<0.5	<1.0	<1.0	<1.0	<1.0	<1.0	<1.0	<1.0	88	340	810
Toluene	<0.5	0.6	<0.7	1.7	<1.0	<1.0	<1.0	7.4	<1.0	14.0	2.4	<0.5	1.4	<0.5	<0.5	<1.0	<1.0	<1.0	<1.0	<1.0	<1.0	<1.0	4,000,000	23,500	50,000
1,2,4-Trichlorobenzene	<0.5	<0.5	<0.7	<0.5	<3.0	<5.0	<1.0	<1.0	<1.0	<1.0	<1.0	<0.5	<0.5	<0.5	<2.0	<0.50	<0.50	<0.50	<0.50	<0.50	<0.50	<0.50	NE	NE	NE
1,1,1-Trichloroethane	<0.5	<0.5	<0.9	<0.5	<1.0	<1.0	<1.0	<1.0	<1.0	<1.0	<1.0	<0.5	<0.5	<0.5	<0.5	<0.50	<0.50	<0.50	<0.50	<0.50	<0.50	<1.0	62,000	650	16,000
1,1,2-Trichloroethane	<0.5	<0.5	<0.7	<0.5	<1.0	<1.0	<1.0	<1.0	<1.0	<1.0	<1.0	<0.5	<0.5	<0.5	<0.5	<0.50	<0.50	<0.50	<0.50	<0.50	<0.50	<0.50	1,260	220	2,900
Trichloroethene	<0.5	<0.5	<1.0	<0.5	<1.0	<1.0	<1.0	<1.0	<1.0	<1.0	<1.0	<0.5	<0.5	<0.5	<0.5	<1.0	<1.0	<1.0	<1.0	<1.0	<1.0	<1.0	2,340	27	67
1,2,4-Trimethylbenzene	<0.5	<0.5	<0.7	2.3	<2.0	<1.0	<1.0	4.2	1.3	8.5	<1.0	0.8	0.6	<0.5	<0.5	0.67	<0.50	<0.50	<0.50	<0.50	<0.50	<0.50	NE	NE	NE
1,3,5-Trimethylbenzene	<0.5	<0.5	<1.0	1.5	<2.0	<1.0	<1.0	<1.0	<1.0	1.6	<1.0	<0.5	<0.5	<0.5	<0.5	<0.50	<0.50	<0.50	<0.50	<0.50	<0.50	<0.50	NE	NE	NE
Xylenes, total	<1.0	1.8	<1.3	5.7	<4.0	<2.0	<2.0	18.3	2.6	47.8	2.0	<1.0.	4.4	<1.0	<1.0	<2.0	1.2	<2.0	<2.0	<2.0	<2.0	<2.0	NE	21,300	50,000
SVOCs via EPA 8270 (ug/l)																									
Benzo(a)anthracene	NA	NA	NA	NA	NA	NA	NA	NA	NA	NA	0.14	<0.05	0.16	<0.050	<0.050	<0.050	<0.050	<0.050	<0.050	<0.050	<0.050	<0.050	0.3	NE	NE
Benzo(a)pyrene	NA	NA	NA	NA	NA	NA	NA	NA	NA	NA	0.11	<0.1	<0.1	<0.100	<0.100	<0.10	<0.10	<0.10	<0.10	<0.10	<0.10	<0.10	0.3	NE	NE
Benzo(b)fluoranthene	NA	NA	NA	NA	NA	NA	NA	NA	NA	NA	0.15	<0.05	0.15	<0.050	<0.050	<0.050	<0.050	<0.050	<0.050	<0.050	<0.050	<0.050	0.3	NE	NE
2-Methylnaphthalene	NA	NA	NA	NA	NA	NA	NA	NA	NA	NA	ND	ND	1.23	<1.00	<1.00	<1.0	<1.0	<1.0	<1.0	<1.0	<1.0	<1.0	NE	NE	NE
Naphthalene	NA	NA	NA	NA	NA	NA	NA	NA	NA	NA	3.14	1.48	19.9	1.0	<1.00	1.6	12	<1.0	<1.0	<1.0	<1.0	<1.0	NE	NE	NE
Phenanthrene	NA	NA	NA	NA	NA	NA	NA	NA	NA	NA	ND	ND	0.1	<0.05	<0.05	<0.050	<0.050	<0.050	<0.050	<0.050	<0.050	<0.050	14	NE	NE

Notes:
NA - Not analyzed for this analyte.
NE - Not Established.
ND - Not Detected.
BRL - Below Laboratory Reporting Limit.
ug/l - micrograms per liter.
mg/l - milligrams per liter.
VOCs - Volatile Organic Compounds.
SVOCs - Semi Volatile Organic Compounds.
EPA - Environmental Protection Agency.
Bold indicates concentration exceeds the Surface Water Protection Criteria, Appendix D to Connecticut Remediation Standards (March 9, 2021).
Underline indicates concentration exceeds the Residential Volatilization Criteria for Substances in Groundwater, Appendix E to Connecticut Remediation Standards (March 9, 2021).
Italics indicates concentration exceeds the Industrial/ Commercial Volatilization Criteria for Soil Vapor, Appendix E to Connecticut Remediation Standards (March 9, 2021).
[D] Dissolved metals concentration
Shading indicates four consecutive quarters of laboratory analytical results below the Remediation Standards indicated on this Table.

MW-3
Groundwater Analytical Results
Former CL&P Area Work Center
1654 King Street
Enfield, Connecticut

Well ID	MW-3																				Connecticut Remediation Standards		
Year	2003	2004		2005		2006		2007			2008			2009			2010				2011	Surface Water Protection Criteria	Residential Volatilization Criteria	Industrial/ Commercial Volatilization Criteria
Month	October	April	October	April	October	April	October	April	July	October	April	July	October	April	July	October	January	April	July	October	January			
VOCs via EPA 8260 (ug/l)																								
Benzene	<0.5	<0.5	<0.6	<0.5	<1.0	<1.0	<1.0	<1.0	<1.0	<1.0	<1.0	<0.5	<0.5	<0.5	<0.50	<0.50	<0.50	<0.50	<0.50	<0.50	<0.50	710	215	530
Bromodichloromethane	<0.5	<0.5	<0.4	<0.5	<2.0	<1.0	<1.0	<1.0	<1.0	<1.0	<1.0	<0.5	<0.5	<0.5	<0.50	<0.50	<5.0	<0.50	<0.50	<0.50	<0.50	NE	NE	NE
Bromomethane	<1.0	<1.0	<1.2	<1.0	<2.0	<5.0	<2.0	<2.0	<2.0	<2.0	<5.0	<1.0	<2.0	<6.0	<5.0	<5.0	<0.50	<0.50	<1.0	<0.50	<0.50	NE	NE	NE
2-Butanone (MEK)	<5.0	<5.0	<10.0	<5.0	<20.0	<20.0	<20.0	<20.0	<20.0	<20.0	<20.0	<2.0	<2.0	<2.0	<2.0	<2.0	<2.0	<2.0	<2.0	<2.0	<5.0	NE	50,000	50,000
n-Butylbenzene	<0.5	<0.5	<0.7	<0.5	<2.0	<1.0	<1.0	<1.0	<1.0	<1.0	<1.0	<1.0	<0.5	<0.5	<1.0	<1.0	<1.0	<1.0	<1.0	<1.0	<1.0	NE	NE	NE
sec-Butylbenzene	<0.5	<0.5	6.0	<0.5	3.3	<1.0	1.1	<1.0	<1.0	1.3	<1.0	<0.5	<0.5	<0.5	<1.0	<1.0	<1.0	<1.0	<1.0	<1.0	<1.0	NE	NE	NE
tert-Butylbenzene	<0.5	<0.5	2.5	<0.5	2.6	<1.0	1.0	<1.0	<1.0	<1.0	<1.0	<0.5	<0.5	<0.5	<1.0	<1.0	<1.0	<1.0	<1.0	<1.0	<1.0	NE	NE	NE
Chlorobenzene	<0.5	<0.5	<0.6	<0.5	<1.0	<1.0	<1.0	<1.0	<1.0	<1.0	<1.0	<0.5	<0.5	<0.5	<0.50	<0.50	<0.50	<0.50	<0.50	<0.50	<0.50	420,000	1,800	23,000
Chloroform	<0.5	<0.5	<0.8	<0.5	<2.0	<2.0	<2.0	<2.0	<2.0	<2.0	<2.0	<0.5	<0.5	<0.5	<0.50	<0.50	<0.50	<0.50	<0.50	<0.50	<0.50	14,100	26	62
2-Chlorotoluene	<0.5	<0.5	<0.6	<0.5	<1.0	<1.0	<1.0	<1.0	<1.0	<1.0	<1.0	<0.5	<0.5	<0.5	<0.50	<0.50	<0.50	<0.50	<0.50	<0.50	<0.50	NE	NE	NE
4-Chlorotoluene	<0.5	<0.5	<0.6	<0.5	<2.0	<1.0	<1.0	<1.0	<1.0	<1.0	<1.0	<0.5	<0.5	<0.5	<0.50	<0.50	<0.50	<0.50	<0.50	<0.50	<1.0	NE	NE	NE
1,2-Dichlorobenzene	<0.5	<0.5	<0.8	<0.5	<1.0	<1.0	<1.0	<1.0	<1.0	<1.0	<1.0	<0.5	<0.5	<0.5	<0.50	<0.50	<0.50	<0.50	<0.50	<0.50	<0.50	170,000	5,100	50,000
1,4-Dichlorobenzene	<0.5	<0.5	<0.8	<0.5	<1.0	<1.0	<1.0	<1.0	<1.0	<1.0	<1.0	<0.5	<0.5	<0.5	<0.50	<0.50	<0.50	<0.50	<0.50	<.050	<0.50	26,000	4,300	50,000
Dichlorodifluoromethane	<0.5	<0.5	<1.0	<0.5	<2.0	<2.0	<2.0	<2.0	<2.0	<2.0	<2.0	<0.5	<0.5	<0.5	<0.50	<0.50	<0.50	<0.50	<0.50	<0.50	<0.50	NE	NE	NE
1,1-Dichloroethane	<0.5	<0.5	<0.7	<0.5	<1.0	<1.0	<1.0	<1.0	<1.0	<1.0	<1.0	<0.5	<0.5	<0.5	<0.50	<0.50	<0.50	<0.50	<0.50	<0.50	<0.50	NE	3,000	41,000
1,2-Dichloroethane	<0.5	<0.5	<0.9	<0.5	<1.0	<1.0	<1.0	<1.0	<1.0	<1.0	<1.0	<0.5	<0.5	<0.5	<0.50	<0.50	<0.50	<0.50	<0.50	<0.50	<0.50	2,970	6.5	68
1,1-Dichloroethene	<0.5	<0.5	<0.6	<1.0	<1.0	<1.0	<1.0	<1.0	<1.0	<1.0	<1.0	<0.5	<0.5	<0.5	<0.50	<0.50	<0.50	<0.50	<0.50	<0.50	<0.50	96	190	920
1,2-Dichloropropane	<0.5	<0.5	<0.6	<0.5	<1.0	<1.0	<1.0	<1.0	<1.0	<1.0	<1.0	<0.5	<0.5	<0.5	<0.50	<0.50	<0.50	<0.50	<0.50	<0.50	<0.50	NE	7.4	58
Ethylbenzene	0.6	<0.5	<0.6	<0.5	<2.0	<1.0	2.0	<1.0	<1.0	<1.0	<1.0	3.2	<0.5	<0.5	<0.50	0.62	<0.50	<0.50	<0.50	<0.50	<0.50	580,000	50,000	50,000
Isopropylbenzene	<0.5	<0.5	<0.4	<0.5	2.1	<1.0	<1.0	<1.0	<1.0	<1.0	<1.0	<0.5	<0.5	<0.5	<0.50	<0.50	<0.50	<0.50	<0.50	5.0	<1.0	NE	NE	NE
p-Isopropyltoluene	<0.5	<0.5	<0.7	<0.5	<2.0	<1.0	<1.0	<1.0	<1.0	<1.0	<1.0	<0.5	<0.5	<0.5	<0.50	<0.50	<0.50	<0.50	<0.50	<0.50	<0.50	NE	NE	NE
Methyl tert-butyl ether (MTBE)	<0.5	<0.5	<0.8	<0.5	<1.0	<1.0	<1.0	<1.0	<1.0	<1.0	<1.0	<0.5	<0.5	<0.5	<0.50	<0.50	<0.50	<0.50	<0.50	<0.50	<0.50	NE	50,000	50,000
Naphthalene	<0.5	<0.5	<1.0	<0.5	<3.0	<6.0	<2.0	5.6	<2.0	<2.0	<2.0	<5.0	2.2	<2.0	3.6	<2.0	10	<2.0	<2.0	4.2	<2.0	NE	NE	NE
n-Propylbenzene	<0.5	<0.5	<0.8	<0.5	<2.0	<1.0	<1.0	<1.0	<1.0	<1.0	<1.0	<0.5	<0.5	<0.5	<1.0	<1.0	<1.0	<1.0	<1.0	<1.0	<1.0	NE	NE	NE
Tetrachloroethene	<0.5	<0.5	<0.4	<0.5	<2.5	<1.0	<1.0	<1.0	<1.0	<1.0	<1.0	<0.5	<0.5	<0.5	<1.0	<1.0	<1.0	<1.0	<1.0	<1.0	<1.0	88	340	810
Toluene	<0.5	<0.5	<0.7	<0.5	<1.0	<1.0	<1.0	<1.0	<1.0	<1.0	<1.0	<0.5	<0.5	<0.5	<1.0	<1.0	<1.0	<1.0	<1.0	<1.0	<1.0	4,000,000	23,500	50,000
1,2,4-Trichlorobenzene	<0.5	<0.5	<0.7	<0.5	<3.0	<5.0	<1.0	<1.0	<1.0	<1.0	<1.0	<0.5	<0.5	<2.0	<0.50	<0.50	<0.50	<0.50	<0.50	<0.50	<0.50	NE	NE	NE
1,1,1-Trichloroethane	<0.5	<0.5	<0.9	<0.5	<1.0	<1.0	<1.0	<1.0	<1.0	<1.0	<1.0	<0.5	<0.5	<0.5	<0.50	<0.50	<0.50	<0.50	<0.50	<0.50	<1.0	62,000	650	16,000
1,1,2-Trichloroethane	<0.5	<0.5	<0.7	<0.5	<1.0	<1.0	<1.0	<1.0	<1.0	<1.0	<1.0	<0.5	<0.5	<0.5	<0.50	<0.50	<0.50	<0.50	<0.50	<0.50	<0.50	1,260	220	2,900
Trichloroethene	<0.5	<0.5	<1.0	<0.5	<1.0	<1.0	<1.0	<1.0	<1.0	<1.0	<1.0	<0.5	<0.5	<0.5	<1.0	<1.0	<1.0	<1.0	<1.0	<1.0	<1.0	2,340	27	67
1,2,4-Trimethylbenzene	<0.5	<0.5	<0.7	1.6	<2.0	<1.0	1.3	<1.0	<1.0	<1.0	<1.0	3.8	<0.5	<0.5	0.67	<0.50	<0.50	<0.50	<0.50	<0.50	<0.50	NE	NE	NE
1,3,5-Trimethylbenzene	<0.5	<0.5	<1.0	<0.5	<2.0	<1.0	<1.0	<1.0	<1.0	<1.0	<1.0	0.7	<0.5	<0.5	<0.50	<0.50	<0.50	<0.50	<0.50	<0.50	<2.0	NE	NE	NE
Xylenes, total	1.4	<1.0	<1.3	<1.0	<4.0	<2.0	4.0	<2.0	<2.0	<2.0	<2.0	8.2	<1.0	<1.0	<2.0	<2.0	<2.0	<2.0	<2.0	<2.0	<2.0	NE	21,300	50,000

Notes:
NA - Not analyzed for this analyte.
NE - Not Established.
ND - Not Detected.
BRL - Below Laboratory Reporting Limit.
ug/l - micrograms per liter.
mg/l - milligrams per liter.
VOCs - Volatile Organic Compounds.
SVOCs - Semi Volatile Organic Compounds.
EPA - Environmental Protection Agency.
Bold indicates concentration exceeds the Surface Water Protection Criteria, Appendix D to Connecticut Remediation Standards (March 9, 2021).
Underline indicates concentration exceeds the Residential Volatilization Criteria for Substances in Groundwater, Appendix E to Connecticut Remediation Standards (March 9, 2021).
Italics indicates concentration exceeds the Industrial/ Commercial Volatilization Criteria for Soil Vapor, Appendix E to Connecticut Remediation Standards (March 9, 2021).
[D] Dissolved metals concentration.
During the April and October 2010 sampling events, Acetone was detected at concentrations of 7.4 and 20 ug/l, respectively.
Shading indicates four consecutive quarters of laboratory analytical results below the Remediation Standards indicated on this Table.

MW-4
Groundwater Analytical Results
Former CL&P Area Work Center
1654 King Street
Enfield, Connecticut

Well ID	MW-4																					Connecticut Remediation Standards		
Year	2003	2004		2005		2006		2007			2008			2009				2010				2011	Surface Water Protection Criteria	Residential Volatilization Criteria	Industrial/ Commercial Volatilization Criteria
Month	October	April	October	April	October	April	October	April	July	October	April	July	October	January	April	July	October	January	April	July	October	January			
VOCs via EPA 8260 (ug/l)																									
Acetone	NA	NA	NA	NA	NA	NA	NA	<50.0	<50.0	92.2	<50.0	<5.0	5.2	<7.0	<5.0	<5.0	<5.0	<50	32	<10	<10	<10	NE	50,000	530
Benzene	<0.5	<0.5	<0.6	<0.5	<1.0	<1.0	<1.0	<1.0	<1.0	<1.0	<1.0	0.5	0.8	<0.5	<0.5	<0.50	<0.50	<0.50	<0.50	<0.50	<0.50	<0.50	710	215	NE
Bromodichloromethane	<0.5	<0.5	<0.4	<0.5	<2.0	<1.0	<1.0	<1.0	<1.0	<1.0	<1.0	<0.5	<0.5	<0.5	<0.5	<0.50	<0.50	<5.0	<0.50	<0.50	<0.50	<0.50	NE	NE	NE
Bromomethane	<1.0	<1.0	<1.2	<1.0	<2.0	<5.0	<2.0	<2.0	<2.0	<2.0	<5.0	<1.0	<2.0	<1.0	<6.0	<5.0	<5.0	<0.50	<0.50	<1.0	<0.50	<0.50	NE	NE	50,000
2-Butanone (MEK)	<5.0	<5.0	<10.0	<5.0	<20.0	<20.0	<20.0	<20.0	<20.0	<20.0	<20.0	<2.0	<2.0	<2.0	<2.0	<2.0	<2.0	<2.0	<2.0	<2.0	<2.0	<5.0	NE	50,000	NE
n-Butylbenzene	<0.5	<0.5	4.5	<0.5	<2.0	<1.0	<1.0	<1.0	<1.0	2.7	<1.0	<1.0	<0.5	<0.5	<0.5	<1.0	<1.0	<1.0	<1.0	<1.0	<1.0	<1.0	NE	NE	NE
sec-Butylbenzene	<0.5	<0.5	<0.6	1.2	2.1	<1.0	<1.0	<1.0	<1.0	4.5	<1.0	0.5	<0.5	0.7	0.5	<1.0	<1.0	<1.0	<1.0	<1.0	<1.0	<1.0	NE	NE	NE
tert-Butylbenzene	<0.5	<0.5	<0.8	<0.5	<2.0	<1.0	<1.0	<1.0	<1.0	1.9	<1.0	<0.5	<0.5	<0.5	<0.5	<1.0	<1.0	<1.0	<1.0	<1.0	<1.0	<1.0	NE	NE	NE
Chlorobenzene	<0.5	<0.5	<0.6	<0.5	<1.0	<1.0	<1.0	<1.0	<1.0	<1.0	<1.0	<0.5	<0.5	<0.5	<0.5	<0.50	<0.50	<0.50	<0.50	<0.50	<0.50	<0.50	420,000	1,800	23,000
Chloroform	<0.5	<0.5	<0.8	<0.5	<2.0	<2.0	<2.0	<2.0	<2.0	<2.0	<2.0	<0.5	<0.5	<0.5	<0.5	<0.50	<0.50	<0.50	<0.50	<0.50	<0.50	<0.50	14,100	26	62
2-Chlorotoluene	<0.5	<0.5	<0.6	<0.5	<1.0	<1.0	<1.0	<1.0	<1.0	<1.0	<1.0	<0.5	<0.5	<0.5	<0.5	<0.50	<0.50	<0.50	<0.50	<0.50	<0.50	<0.50	NE	NE	NE
4-Chlorotoluene	<0.5	<0.5	<0.6	<0.5	<2.0	<1.0	<1.0	<1.0	<1.0	<1.0	<1.0	<0.5	<0.5	<0.5	<0.5	<0.50	<0.50	<0.50	<0.50	<0.50	<0.50	<0.50	NE	NE	NE
1,2-Dichlorobenzene	<0.5	<0.5	<0.8	<0.5	<1.0	<1.0	<1.0	<1.0	<1.0	<1.0	<1.0	<0.5	<0.5	<0.5	<0.5	<0.50	<0.50	<0.50	<0.50	<0.50	<0.50	<0.50	170,000	5,100	50,000
1,4-Dichlorobenzene	<0.5	<0.5	<0.8	<0.5	<1.0	<1.0	<1.0	<1.0	<1.0	<1.0	<1.0	<0.5	<0.5	<0.5	<0.5	<0.50	<0.50	<0.50	<0.50	<0.50	<0.50	<0.50	26,000	1,400	3,400
Dichlorodifluoromethane	<0.5	<0.5	<1.0	<0.5	<2.0	<2.0	<2.0	<2.0	<2.0	<2.0	<2.0	<0.5	<0.5	<0.5	<0.5	<0.50	<0.50	<0.50	<0.50	<0.50	<0.50	<0.50	NE	NE	NE
1,1-Dichloroethane	<0.5	0.9	<0.7	<0.5	1.8	<1.0	<1.0	<1.0	<1.0	<1.0	<1.0	0.8	0.7	<0.5	<0.5	<0.50	<0.50	<0.50	<0.50	<0.50	<0.50	<0.50	NE	3,000	41,000
1,2-Dichloroethane	<0.5	<0.5	<0.9	<0.5	<1.0	<1.0	<1.0	<1.0	<1.0	<1.0	<1.0	<0.5	<0.5	<0.5	<0.5	<0.50	<0.50	<0.50	<0.50	<0.50	<0.50	<0.50	2,970	6.5	68
1,1-Dichloroethene	<0.5	<0.5	<0.6	<1.0	<1.0	<1.0	<1.0	<1.0	<1.0	<1.0	<1.0	<0.5	<0.5	<0.5	<0.5	<0.50	<0.50	<0.50	<0.50	<0.50	<0.50	<0.50	96	190	920
1,2-Dichloropropane	<0.5	<0.5	<0.6	<0.5	<1.0	<1.0	<1.0	<1.0	<1.0	<1.0	<1.0	<0.5	<0.5	<0.5	<0.5	<0.50	<0.50	<0.50	<0.50	<0.50	<0.50	<0.50	NE	7.4	58
Ethylbenzene	<0.5	<0.5	<0.6	<0.5	<2.0	<1.0	<1.0	<1.0	<1.0	10.9	1.3	2.2	2.4	<0.5	<0.5	<0.50	1.6	<0.50	<0.50	<0.50	<0.50	<0.50	580,000	50,000	50,000
Isopropylbenzene	<0.5	<0.5	<0.4	1.4	2.6	<1.0	<1.0	<1.0	<1.0	15.0	<1.0	0.6	<0.5	1.0	0.6	<0.50	<0.50	0.56	<0.50	<0.50	<0.50	<1.0	NE	NE	NE
p-Isopropyltoluene	<0.5	<0.5	<0.7	<0.5	<2.0	<1.0	<1.0	<1.0	<1.0	<1.0	<1.0	<0.5	<0.5	<0.5	<0.5	<0.50	<0.50	<0.50	<0.50	<0.50	<0.50	<0.50	NE	NE	NE
Methyl tert-butyl ether (MTBE)	<0.5	<0.5	<0.8	<0.5	<1.0	<1.0	<1.0	<1.0	<1.0	<1.0	<1.0	<0.5	<0.5	<0.5	<0.5	<0.50	<0.50	<0.50	<0.50	<0.50	<0.50	<0.50	NE	50,000	50,000
Naphthalene	2.9	<0.5	1.4	<0.5	3.1	<6.0	<2.0	6.2	<2.0	16.1	4.6	<5.0	44.2	1.0	<2.0	3.9	18	12	<2.0	<2.0	<2.0	<2.0	NE	NE	NE
n-Propylbenzene	<0.5	<0.5	<0.8	<0.5	3.1	<1.0	<1.0	<1.0	<1.0	26.2	1.2	1.0	<0.5	1.8	1.1	<1.0	<1.0	<1.0	<1.0	<1.0	<1.0	<1.0	NE	NE	NE
Tetrachloroethene	<0.5	<0.5	<0.4	<0.5	<2.5	<1.0	<1.0	<1.0	<1.0	<1.0	<1.0	<0.5	<0.5	<0.5	<0.5	<1.0	<1.0	<1.0	<1.0	<1.0	<1.0	<1.0	88	340	810
Toluene	<0.5	<0.5	<0.7	<0.5	<1.0	<1.0	<1.0	<1.0	<1.0	<1.0	<1.0	<0.5	1.0	<0.5	<0.5	<1.0	<1.0	<1.0	<1.0	<1.0	<1.0	<1.0	4,000,000	23,500	50,000
1,2,4-Trichlorobenzene	<0.5	<0.5	<0.7	<0.5	<3.0	<5.0	<1.0	<1.0	<1.0	<1.0	<1.0	<0.5	<0.5	<0.5	<2.0	<0.50	<0.50	<0.50	<0.50	<0.50	<0.50	<0.50	NE	NE	NE
1,1,1-Trichloroethane	<0.5	<0.5	<0.9	<0.5	<1.0	<1.0	<1.0	<1.0	<1.0	<1.0	<1.0	<0.5	<0.5	<0.5	<0.5	<0.50	<0.50	<0.50	<0.50	<0.50	<0.50	<1.0	62,000	650	16,000
1,1,2-Trichloroethane	<0.5	<0.5	<0.7	<0.5	<1.0	<1.0	<1.0	<1.0	<1.0	<1.0	<1.0	<0.5	<0.5	<0.5	<0.5	<0.50	<0.50	<0.50	<0.50	<0.50	<0.50	<0.50	1,260	220	2,900
Trichloroethene	<0.5	<0.5	<1.0	<0.5	<1.0	<1.0	<1.0	<1.0	<1.0	<1.0	<1.0	<0.5	<0.5	<0.5	<0.5	<1.0	<1.0	<1.0	<1.0	<1.0	<1.0	<1.0	2,340	27	67
1,2,4-Trimethylbenzene	<0.5	<0.5	<0.7	<0.5	<2.0	<1.0	<1.0	<1.0	<1.0	2.5	1.5	2.6	0.6	<0.5	<0.5	0.75	<0.50	<0.50	<0.50	<0.50	<0.50	<0.50	NE	NE	NE
1,3,5-Trimethylbenzene	<0.5	<0.5	1.9	<0.5	<2.0	<1.0	<1.0	<1.0	<1.0	1.6	<1.0	0.5	<0.5	<0.5	<0.5	<0.50	<0.50	<0.50	<0.50	<0.50	<0.50	<2.0	NE	NE	NE
Xylenes, total	<1.0	<1.0	0.6	<1.0	<4.0	<2.0	<2.0	<2.0	<2.0	11.5	3.5	6.4	4.3	<1.0	<1.0	<2.0	1.1	<2.0	<2.0	<2.0	<2.0	<2.0	NE	21,300	50,000
SVOCs via EPA 8270 (ug/l)																									
Acenaphthene	NA	NA	NA	NA	NA	NA	NA	NA	NA	NA	1.89	<0.3	0.3	<0.30	<0.30	<0.3	<0.30	<0.30	<0.30	<0.30	<0.30	<0.30	NE	NE	NE
Benzo(a)anthracene	NA	NA	NA	NA	NA	NA	NA	NA	NA	NA	<0.05	<0.05	<0.05	<0.050	<0.050	<0.050	<0.050	<0.050	<0.050	<0.050	<0.050	<0.050	0.3	NE	NE
Benzo(a)pyrene	NA	NA	NA	NA	NA	NA	NA	NA	NA	NA	<0.1	<0.1	<0.1	<0.100	<0.100	<0.10	<0.10	<0.10	<0.10	<0.10	<0.10	<0.10	0.3	NE	NE
Benzo(b)fluoranthene	NA	NA	NA	NA	NA	NA	NA	NA	NA	NA	<0.05	<0.05	<0.05	<0.050	<0.050	<0.050	<0.050	<0.050	<0.050	<0.050	<0.050	<0.050	0.3	NE	NE
Fluorene	NA	NA	NA	NA	NA	NA	NA	NA	NA	NA	2.56	<1.0	<1.00	<1.00	<1.00	<1.0	<1.0	<1.0	<1.0	<1.0	<1.0	<1.0	NE	NE	NE
Naphthalene	NA	NA	NA	NA	NA	NA	NA	NA	NA	NA	<1	<1.0	14.1	<1.00	<1.00	<1.0	9.5	3.2	<1.0	<1.0	<1.0	<1.0	NE	NE	NE
Phenanthrene	NA	NA	NA	NA	NA	NA	NA	NA	NA	NA	1.33	<0.05	<0.05	<0.05	<0.05	<0.050	<0.050	0.26	<0.050	<0.050	<0.050	<0.050	14	NE	NE

Notes:
NA - Not analyzed for this analyte.
NE - Not Established.
ND - Not Detected.
BRL - Below Laboratory Reporting Limit.
ug/l - micrograms per liter.
mg/l - milligrams per liter.
VOCs - Volatile Organic Compounds.
SVOCs - Semi Volatile Organic Compounds.
EPA - Environmental Protection Agency.
Bold indicates concentration exceeds the Surface Water Protection Criteria, Appendix D to Connecticut Remediation Standards (March 9, 2021).
Underline indicates concentration exceeds the Residential Volatilization Criteria for Substances in Groundwater, Appendix E to Connecticut Remediation Standards (March 9, 2021).
Italics indicates concentration exceeds the Industrial/ Commercial Volatilization Criteria for Soil Vapor, Appendix E to Connecticut Remediation Standards (March 9, 2021).
[D] Dissolved metals concentration.
Shading indicates four consecutive quarters of laboratory analytical results below the Remediation Standards indicated on this Table.

MW-5
Groundwater Analytical Results
Former CL&P Area Work Center
1654 King Street
Enfield, Connecticut

Well ID	MW-5																					Connecticut Remediation Standards		
Year	2003	2004		2005		2006		2007			2008			2009				2010				2011	Surface Water Protection Criteria	Residential Volatilization Criteria	Industrial/ Commercial Volatilization Criteria
Month	October	April	October	April	October	April	October	April	July	October	April	July	October	January	April	July	October	January	April	July	October	January			
VOCs via EPA 8260 (ug/l)																									
Benzene	<0.5	<0.5	<0.6	<0.5	<1.0	<1.0	<1.0	<1.0	<1.0	<1.0	<1.0	<0.5	<0.5	<0.5	<0.5	<0.50	<0.50	<0.50	<0.50	<0.50	<0.50	<0.50	710	215	530
Bromodichloromethane	<0.5	<0.5	<0.4	<0.5	<2.0	<1.0	<1.0	<1.0	<1.0	<1.0	<1.0	<0.5	<0.5	<0.5	<0.5	<0.50	<0.50	<5.0	<0.50	<0.50	<0.50	<0.50	NE	NE	NE
Bromomethane	<1.0	<1.0	<1.2	<1.0	<2.0	<5.0	<2.0	<2.0	<2.0	<2.0	<5.0	<1.0	<2.0	<1.0	<6.0	<5.0	<5.0	<0.50	<0.50	<1.0	<0.50	<0.50	NE	NE	NE
2-Butanone (MEK)	<5.0	<5.0	<10.0	<5.0	<20.0	<20.0	<20.0	<20.0	<20.0	<20.0	<20.0	<2.0	<2.0	<2.0	<2.0	<2.0	<2.0	<2.0	<2.0	<2.0	<2.0	<5.0	NE	50,000	50,000
n-Butylbenzene	<0.5	<0.5	<0.7	<0.5	<2.0	<1.0	<1.0	<1.0	<1.0	<1.0	<1.0	<1.0	<0.5	<0.5	<0.5	<1.0	<1.0	<1.0	<1.0	<1.0	<1.0	<1.0	NE	NE	NE
sec-Butylbenzene	<0.5	<0.5	<0.6	<0.5	<1.0	<1.0	<1.0	<1.0	<1.0	1.4	<1.0	<0.5	<0.5	<0.5	<0.5	<1.0	<1.0	<1.0	<1.0	<1.0	<1.0	<1.0	NE	NE	NE
tert-Butylbenzene	<0.5	<0.5	<0.8	<0.5	<2.0	<1.0	<1.0	<1.0	<1.0	<1.0	<1.0	<0.5	<0.5	<0.5	<0.5	<1.0	<1.0	<1.0	<1.0	<1.0	<1.0	<1.0	NE	NE	NE
Chlorobenzene	<0.5	<0.5	<0.6	<0.5	<1.0	<1.0	<1.0	<1.0	<1.0	<1.0	<1.0	<0.5	<0.5	<0.5	<0.5	<0.50	<0.50	<0.50	<0.50	<0.50	<0.50	<0.50	420,000	1,800	23,000
Chloroform	<0.5	<0.5	<0.8	<0.5	<2.0	<2.0	<2.0	<2.0	<2.0	<2.0	<2.0	<0.5	<0.5	<0.5	<0.5	<0.50	<0.50	<0.50	<0.50	<0.50	<0.50	<0.50	14,100	26	62
2-Chlorotoluene	<0.5	<0.5	<0.6	<0.5	<1.0	<1.0	<1.0	<1.0	<1.0	<1.0	<1.0	<0.5	<0.5	<0.5	<0.5	<0.50	<0.50	<0.50	<0.50	<0.50	<0.50	<0.50	NE	NE	NE
4-Chlorotoluene	<0.5	<0.5	<0.6	<0.5	<2.0	<1.0	<1.0	<1.0	<1.0	<1.0	<1.0	<0.5	<0.5	<0.5	<0.5	<0.50	<0.50	<0.50	<0.50	<0.50	<0.50	<1.0	NE	NE	NE
1,2-Dichlorobenzene	<0.5	<0.5	<0.8	<0.5	<1.0	<1.0	<1.0	<1.0	<1.0	<1.0	<1.0	<0.5	<0.5	<0.5	<0.5	<0.50	<0.50	<0.50	<0.50	<0.50	<0.50	<0.50	170,000	5,100	50,000
1,4-Dichlorobenzene	<0.5	<0.5	<0.8	<0.5	<1.0	<1.0.	<1.0	<1.0	<1.0	<1.0	<1.0	<0.5	<0.5	<0.5	<0.5	<0.50	<0.50	<0.50	<0.50	<0.50	<0.50	<0.50	26,000	4,300	50,000
Dichlorodifluoromethane	<0.5	<0.5	<1.0	<0.5	<2.0	<2.0	<2.0	<2.0	<2.0	<2.0	<2.0	<0.5	<0.5	<0.5	<0.5	<0.50	<0.50	<0.50	<0.50	<0.50	<0.50	<0.50	NE	NE	NE
1,1-Dichloroethane	<0.5	<0.5	<0.7	<0.5	<1.0	<1.0	<1.0	<1.0	<1.0	<1.0	<1.0	<0.5	<0.5	<0.5	<0.5	<0.50	<0.50	<0.50	<0.50	<0.50	<0.50	<0.50	NE	3,000	41,000
1,2-Dichloroethane	<0.5	<0.5	<0.9	<0.5	<1.0	<1.0	<1.0	<1.0	<1.0	<1.0	<1.0	<0.5	<0.5	<0.5	<0.5	<0.50	<0.50	<0.50	<0.50	<0.50	<0.50	<0.50	2,970	6.5	68
1,1-Dichloroethene	<0.5	<0.5	<0.6	<1.0	<1.0	<1.0	<1.0	<1.0	<1.0	<1.0	<1.0	<0.5	<0.5	<0.5	<0.5	<0.50	<0.50	<0.50	<0.50	<0.50	<0.50	<0.50	96	190	920
1,2-Dichloropropane	<0.5	<0.5	<0.6	<0.5	<1.0	<1.0	<1.0	<1.0	<1.0	<1.0	<1.0	<0.5	<0.5	<0.5	<0.5	<0.50	<0.50	<0.50	<0.50	<0.50	<0.50	<0.50	NE	7.4	58
Ethylbenzene	0.8	0.8	<0.6	<0.5	2.0	<1.0	<1.0	1.6	<1.0	<1.0	<1.0	<0.5	<0.5	<0.5	<0.5	<0.50	0.6	<0.50	<0.50	<0.50	<0.50	<0.50	580,000	50,000	50,000
Isopropylbenzene	<0.5	<0.5	<0.4	<0.5	<2.0	<1.0	<1.0	<1.0	<1.0	<1.0	<1.0	<0.5	<0.5	<0.5	<0.5	<0.50	<0.50	<0.50	<0.50	<0.50	0.82	<1.0	NE	NE	NE
p-Isopropyltoluene	<0.5	<0.5	<0.7	<0.5	<2.0	<1.0	<1.0	<1.0	<1.0	<1.0	<1.0	<0.5	<0.5	<0.5	<0.5	<0.50	<0.50	<0.50	<0.50	<0.50	<0.50	<0.50	NE	NE	NE
Methyl tert-butyl ether (MTBE)	<0.5	<0.5	<0.8	<0.5	<1.0	<1.0	<1.0	<1.0	<1.0	<1.0	<1.0	<0.5	<0.5	<0.5	<0.5	<0.50	<0.50	<0.50	<0.50	<0.50	<0.50	<0.50	NE	50,000	50,000
Naphthalene	<0.5	<0.5	<1.0	<0.5	<3.0	<6.0	<2.0	9.3	<2.0	<2.0	<2.0	<5.0	1.6	2.1	<2.0	4.0	17	<2.0	<2.0	<2.0	<2.0	<2.0	NE	NE	NE
n-Propylbenzene	<0.5	<0.5	<0.8	<0.5	1.7	<1.0	<1.0	<1.0	<1.0	<1.0	<1.0	<0.5	<0.5	<0.5	<0.5	<1.0	<1.0	<1.0	<1.0	<1.0	1.4	<1.0	NE	NE	NE
Tetrachloroethene	<0.5	<0.5	<0.4	<0.5	<2.5	<1.0	<1.0	<1.0	<1.0	<1.0	<1.0	1.3	<0.5	<0.5	<0.5	<1.0	<1.0	<1.0	<1.0	<1.0	<1.0	<1.0	88	340	810
Toluene	<0.5	<0.5	<0.7	<0.5	<1.0	<1.0	<1.0	<1.0	<1.0	<1.0	<1.0	<0.5	<0.5	<0.5	<0.5	<1.0	<1.0	<1.0	<1.0	<1.0	<1.0	<1.0	4,000,000	23,500	50,000
1,2,4-Trichlorobenzene	<0.5	<0.5	<0.7	<0.5	<3.0	<5.0	<1.0	<1.0	<1.0	<1.0	<1.0	<0.5	<0.5	<0.5	<2.0	<0.50	<0.50	<0.50	<0.50	<0.50	<0.50	<0.50	NE	NE	NE
1,1,1-Trichloroethane	<0.5	<0.5	<0.9	<0.5	<1.0	<1.0	<1.0	<1.0	<1.0	<1.0	<1.0	<0.5	<0.5	<0.5	<0.5	<0.50	<0.50	<0.50	<0.50	<0.50	<0.50	<1.0	62,000	650	16,000
1,1,2-Trichloroethane	<0.5	<0.5	<0.7	<0.5	<1.0	<1.0	<1.0	<1.0	<1.0	<1.0	<1.0	<0.5	<0.5	<0.5	<0.5	<0.50	<0.50	<0.50	<0.50	<0.50	<0.50	<0.50	1,260	220	2,900
Trichloroethene	<0.5	<0.5	<1.0	<0.5	<1.0	<1.0	<1.0	<1.0	<1.0	<1.0	<1.0	<0.5	<0.5	<0.5	<0.5	<1.0	<1.0	<1.0	<1.0	<1.0	<1.0	<1.0	2,340	27	67
1,2,4-Trimethylbenzene	<0.5	<0.5	<0.7	1.4	<2.0	<1.0	<1.0	<1.0	<1.0	<1.0	<1.0	<0.5	<0.5	<0.5	<0.5	<0.50	<0.50	<0.50	<0.50	<0.50	1	<0.50	NE	NE	NE
1,3,5-Trimethylbenzene	<0.5	<0.5	<1.0	<0.5	<2.0	<1.0	<1.0	<1.0	<1.0	<1.0	<1.0	<0.5	<0.5	<0.5	<0.5	<0.50	<0.50	<0.50	<0.50	<0.50	<0.50	<2.0	NE	NE	NE
Xylenes, total	1.6	1.6	<1.3	<1.0	<4.0	<2.0	<2.0	<2.0	<2.0	<2.0	<2.0	<1.0	<1.0	<1.0	<1.0	<2.0	<2.0	<2.0	<2.0	<2.0	<2.0	<2.0	NE	21,300	50,000

Notes:
NA - Not analyzed for this analyte.
NE - Not Established.
ND - Not Detected.
BRL - Below Laboratory Reporting Limit.
ug/l - micrograms per liter.
mg/l - milligrams per liter.
VOCs - Volatile Organic Compounds.
SVOCs - Semi Volatile Organic Compounds.
EPA - Environmental Protection Agency.
Bold indicates concentration exceeds the Surface Water Protection Criteria, Appendix D to Connecticut Remediation Standards (March 9, 2021).
Underline indicates concentration exceeds the Residential Volatilization Criteria for Substances in Groundwater, Appendix E to Connecticut Remediation Standards (March 9, 2021).
Italics indicates concentration exceeds the Industrial/ Commercial Volatilization Criteria for Soil Vapor, Appendix E to Connecticut Remediation Standards (March 9, 2021).
[D] Dissolved metals concentration.
Shading indicates four consecutive quarters of laboratory analytical results below the Remediation Standards indicated on this Table.

MW-6
Groundwater Analytical Results
Former CL&P Area Work Center
1654 King Street
Enfield, Connecticut

Well ID	MW-6																						Connecticut Remediation Standards		
Year	2003	2004		2005		2006		2007			2008			2009				2010			2011			Surface Water Protection Criteria	Residential Volatilization Criteria	Industrial/ Commercial Volatilization Criteria
Month	October	April	October	April	October	April	October	April	July	October	April	July	October	January	April	July	October	April	July	October	January	April	July			
VOCs via EPA 8260 (ug/l)																										
Benzene	<0.5	<0.5	<0.6	<0.5	<1.0	<1.0	<1.0	<1.0	<1.0	<1.0	<1.0	<0.5	<0.5	<0.5	<0.5	<0.50	<0.50	<0.50	<0.50	<0.50	<0.50	<0.50	<0.50	<0.50	NA	710	215	530
Bromodichloromethane	<0.5	<0.5	<0.4	<0.5	<2.0	<1.0	<1.0	<1.0	<1.0	<1.0	<1.0	<0.5	<0.5	<0.5	<0.5	<0.50	<0.50	<0.50	<0.50	<0.50	<0.50	<0.50	<0.50	<0.50	NA	NE	NE	NE
Bromomethane	<1.0	<1.0	<1.2	<1.0	<2.0	<5.0	<2.0	<2.0	<2.0	<2.0	<5.0	<1.0	<2.0	<1.0	<6.0	<5.0	<5.0	<0.50	<0.50	<0.50	<0.50	<0.50	<0.50	<0.50	NA	NE	NE	NE
2-Butanone (MEK)	<5.0	<5.0	<10.0	<5.0	<20.0	<20.0	<20.0	<20.0	<20.0	<20.0	<20.0	<2.0	<2.0	<2.0	<2.0	<2.0	<2.0	<2.0	<2.0	<2.0	<5.0	<5.0	<5.0	<5.0	NA	NE	50,000	50,000
n-Butylbenzene	<0.5	<0.5	<0.7	<0.5	<2.0	<1.0	<1.0	<1.0	<1.0	<1.0	<1.0	<1.0	<0.5	<0.5	<0.5	<1.0	<1.0	<1.0	<1.0	<1.0	<1.0	<1.0	<1.0	<1.0	NA	NE	NE	NE
sec-Butylbenzene	<0.5	<0.5	<0.6	<0.5	<1.0	<1.0	<1.0	<1.0	<1.0	<1.0	<1.0	<0.5	<0.5	<0.5	<0.5	<1.0	<1.0	<1.0	<1.0	<1.0	<1.0	<1.0	<1.0	<1.0	NA	NE	NE	NE
tert-Butylbenzene	<0.5	<0.5	<0.8	<0.5	<2.0	<1.0	<1.0	<1.0	<1.0	<1.0	<1.0	<0.5	<0.5	<0.5	<0.5	<1.0	<1.0	<1.0	<1.0	<1.0	<1.0	<1.0	<1.0	<1.0	NA	NE	NE	NE
Chlorobenzene	<0.5	<0.5	<0.6	<0.5	<1.0	<1.0	<1.0	<1.0	<1.0	<1.0	<1.0	<0.5	<0.5	<0.5	<0.5	<0.50	<0.50	<0.50	<0.50	<0.50	<0.50	<0.50	<0.50	<0.50	NA	420,000	1,800	23,000
Chloroethane	NA	NA	NA	NA	NA	NA	NA	NA	NA	NA	NA	NA	<1.0	<0.5	<0.5	<0.50	<0.50	<0.50	0.59	<1.0	<0.50	<0.50	<0.50	<0.50	NA	NE	NE	NE
Chloroform	2.4	0.7	2.4	<0.5	<2.0	<2.0	<2.0	<2.0	<2.0	<2.0	<2.0	<0.5	<0.5	<0.5	<0.5	<0.50	<0.50	<0.50	<0.50	<0.50	<0.50	<0.50	<0.50	<0.50	NA	14,100	26	62
2-Chlorotoluene	<0.5	<0.5	<0.6	<0.5	<1.0	<1.0	<1.0	<1.0	<1.0	<1.0	<1.0	<0.5	<0.5	<0.5	<0.5	<0.50	<0.50	<0.50	<0.50	<0.50	<0.50	<0.50	<0.50	<0.50	NA	NE	NE	NE
4-Chlorotoluene	<0.5	<0.5	<0.6	<0.5	<2.0	<1.0	<1.0	<1.0	<1.0	<1.0	<1.0	<0.5	<0.5	<0.5	<0.5	<0.50	<0.50	<0.50	<0.50	<0.50	<0.50	<0.50	<0.50	<0.50	NA	NE	NE	NE
1,2-Dichlorobenzene	<0.5	<0.5	<0.8	<0.5	<1.0	<1.0	<1.0	<1.0	<1.0	<1.0	<1.0	<0.5	<0.5	<0.5	<0.5	<0.50	<0.50	<0.50	<0.50	<0.50	<0.50	<0.50	<0.50	<0.50	NA	170,000	5,100	50,000
1,4-Dichlorobenzene	<0.5	<0.5	<0.8	<0.5	<1.0	<1.0	<1.0	<1.0	<1.0	<1.0	<1.0	<0.5	<0.5	<0.5	<0.5	<0.50	<0.50	<0.50	<0.50	<0.50	<0.50	<0.50	<0.50	<0.50	NA	26,000	1,400	3,400
Dichlorodifluoromethane	<0.5	<0.5	<1.0	<0.5	<2.0	<2.0	<2.0	<2.0	<2.0	<2.0	<2.0	<0.5	<0.5	<0.5	<0.5	<0.50	<0.50	<0.50	<0.50	<0.50	<0.50	<0.50	<0.50	<0.50	NA	NE	NE	NE
1,1-Dichloroethane	2.9	4.1	4.2	3.0	1.5	3.5	3.7	2.3	2.3	<1.0	1.2	1.9	2.9	2.5	1.6	1.8	1.6	1.6	3.8	<0.50	2.3	1.0	NA	NE	3,000	41,000
1,2-Dichloroethane	<0.5	<0.5	<0.9	<0.5	<1.0	<1.0	<1.0	<1.0	<1.0	<1.0	<1.0	<0.5	<0.5	<0.5	<0.5	<0.50	<0.50	<0.50	<0.50	<0.50	<0.50	<0.50	<0.50	<0.50	NA	2,970	6.5	68
1,1-Dichloroethene	<0.5	<0.5	<0.6	<1.0	<1.0	<1.0	<1.0	<1.0	<1.0	<1.0	<1.0	<0.5	<0.5	<0.5	<0.5	<0.50	<0.50	<0.50	<0.50	<0.50	<0.50	<0.50	<0.50	<0.50	NA	96	190	920
1,2-Dichloropropane	<0.5	<0.5	<0.6	<0.5	<1.0	<1.0	<1.0	<1.0	<1.0	<1.0	<1.0	<0.5	<0.5	<0.5	<0.5	<0.50	<0.50	<0.50	<0.50	<0.50	<0.50	<0.50	<0.50	<0.50	NA	NE	7.4	58
Ethylbenzene	<0.5	<0.5	<0.6	<0.5	<2.0	<1.0	<1.0	1.5	<1.0	<1.0	<1.0	2.3	<0.5	<0.5	<0.5	<0.50	0.75	<0.50	<0.50	<0.50	<0.50	<0.50	<0.50	<0.50	NA	580,000	50,000	50,000
Isopropylbenzene	<0.5	<0.5	<0.4	<0.5	<2.0	<1.0	<1.0	<1.0	<1.0	<1.0	<1.0	<0.5	<0.5	<0.5	<0.5	<0.50	<0.50	<0.50	<0.50	<0.50	<0.50	<0.50	<0.50	<0.50	NA	NE	NE	NE
p-Isopropyltoluene	<0.5	<0.5	<0.7	<0.5	<2.0	<1.0	<1.0	<1.0	<1.0	<1.0	<1.0	<0.5	<0.5	<0.5	<0.5	<0.50	<0.50	<0.50	<0.50	<0.50	<0.50	<0.50	<0.50	<0.50	NA	NE	NE	NE
Methyl tert-butyl ether (MTBE)	<0.5	<0.5	<0.8	<0.5	<1.0	<1.0	<1.0	<1.0	<1.0	<1.0	<1.0	<0.5	<0.5	<0.5	<0.5	<0.50	<0.50	<0.50	<0.50	<0.50	<0.50	<0.50	<0.50	<0.50	NA	NE	50,000	50,000
Naphthalene	<0.5	<0.5	1.2	<0.5	<3.0	<6.0	<2.0	9.9	<2.0	<2.0	3.3	<5.0	1.1	<0.5	<2.0	<3.0	25	<2.0	<2.0	<2.0	<2.0	<2.0	<2.0	<2.0	NA	NE	NE	NE
n-Propylbenzene	<0.5	<0.5	<0.8	<0.5	<2.0	<1.0	<1.0	<1.0	<1.0	<1.0	<1.0	<0.5	<0.5	<0.5	<0.5	<1.0	<1.0	<1.0	<1.0	<1.0	<1.0	<1.0	<1.0	<1.0	NA	NE	NE	NE
Tetrachloroethene	<0.5	<0.5	<0.4	<0.5	<2.5	<1.0	<1.0	<1.0	<1.0	<1.0	<1.0	<0.5	<0.5	<0.5	<0.5	<1.0	<1.0	<1.0	<1.0	<1.0	<1.0	<1.0	<1.0	<1.0	NA	88	340	810
Toluene	<0.5	<0.5	<0.7	<0.5	<1.0	<1.0	<1.0	<1.0	<1.0	<1.0	<1.0	<0.5	<0.5	<0.5	<0.5	<1.0	<1.0	<1.0	<1.0	<1.0	<1.0	<1.0	<1.0	<1.0	NA	4,000,000	23,500	50,000
1,2,4-Trichlorobenzene	<0.5	<0.5	<0.7	<0.5	<3.0	<5.0	<1.0	<1.0	<1.0	<1.0	<1.0	<0.5	<0.5	<0.5	<2.0	<0.50	<0.50	<0.50	<0.50	<0.50	<0.50	<0.50	<0.50	<0.50	NA	NE	NE	NE
1,1,1-Trichloroethane	10.6	11.0	6.6	25.0	10.0	15.0	2.5	22.0	6.5	2.8	20.2	14.2	10.9	12.5	10.4	15.0	4.9	13	3.4	2.6	2.8	11	NA	62,000	650	16,000
1,1,2-Trichloroethane	<0.5	<0.5	<0.7	<0.5	<1.0	<1.0	<1.0	<1.0	<1.0	<1.0	<1.0	<0.5	<0.5	<0.5	<0.5	<0.50	<0.50	<0.50	<0.50	<0.50	<0.50	<0.50	<0.50	<0.50	NA	1,260	220	2,900
Trichloroethene	<0.5	<0.5	<1.0	<0.5	<1.0	<1.0	<1.0	<1.0	<1.0	<1.0	<1.0	<0.5	<0.5	<0.5	<0.5	<1.0	<1.0	<1.0	<1.0	<1.0	<1.0	<1.0	<1.0	<1.0	NA	2,340	27	67
1,2,4-Trimethylbenzene	<0.5	<0.5	<0.7	<0.5	<2.0	<1.0	<1.0	<1.0	<1.0	<1.0	<1.0	2.9	<0.5	<0.5	<0.5	0.60	<0.50	<0.50	<0.50	<0.50	<0.50	<0.50	<0.50	<0.50	NA	NE	NE	NE
1,3,5-Trimethylbenzene	<0.5	<0.5	1.9	<0.5	<2.0	<1.0	<1.0	<1.0	<1.0	<1.0	<1.0	0.6	<0.5	<0.5	<0.5	<0.50	<0.50	<0.50	<0.50	<0.50	<0.50	<0.50	<0.50	<0.50	NA	NE	NE	NE
Xylenes, total	<1.0	<1.0	0.6	<1.0	<4.0	<2.0	<2.0	<2.0	<2.0	<2.0	<2.0	6.3	<1.0	<1.0	<1.0	<2.0	<2.0	<2.0	<2.0	<2.0	<2.0	<2.0	<2.0	<2.0	NA	NE	21,300	50,000
Total Metals (mg/l)																										
Arsenic	NA	NA	NA	NA	NA	NA	NA	NA	NA	NA	NA	NA	NA	NA	NA	NA	NA	NA	NA	<0.002	<0.0020	<0.0020	<0.0020	0.004	NE	NE
Barium	NA	NA	NA	NA	NA	NA	NA	NA	NA	NA	NA	NA	NA	NA	NA	NA	NA	NA	NA	0.150	0.150	0.098	0.140	NE	NE	NE
Silver	NA	NA	NA	NA	NA	NA	NA	NA	NA	NA	NA	NA	NA	NA	NA	NA	NA	NA	NA	<0.0025	<0.0025	<0.0025	<0.0025	0.012	NE	NE
Zinc	NA	NA	NA	NA	NA	NA	NA	NA	NA	NA	NA	NA	NA	NA	NA	NA	NA	NA	NA	<0.05	<0.050	<0.050	<0.050	0.123	NE	NE
SVOCs via EPA 8270 (ug/l)																										
Benzo(a)anthracene	NA	NA	NA	NA	NA	NA	NA	NA	NA	NA	NA	NA	NA	NA	NA	NA	NA	NA	NA	<0.050	<0.050	<0.050	<0.050	0.3	NE	NE
Benzo(a)pyrene	NA	NA	NA	NA	NA	NA	NA	NA	NA	NA	NA	NA	NA	NA	NA	NA	NA	NA	NA	<0.10	<0.10	<0.10	<0.10	0.3	NE	NE
Benzo(b)fluoranthene	NA	NA	NA	NA	NA	NA	NA	NA	NA	NA	NA	NA	NA	NA	NA	NA	NA	NA	NA	<0.050	<0.050	<0.050	<0.050	0.3	NE	NE
2-Methylnaphthalene	NA	NA	NA	NA	NA	NA	NA	NA	NA	NA	NA	NA	NA	NA	NA	NA	NA	NA	NA	<1.0	<1.0	<1.0	<1.0	NE	NE	NE
Naphthalene	NA	NA	NA	NA	NA	NA	NA	NA	NA	NA	NA	NA	NA	NA	NA	NA	NA	NA	NA	<1.0	<1.0	<1.0	<1.0	NE	NE	NE
Phenanthrene	NA	NA	NA	NA	NA	NA	NA	NA	NA	NA	NA	NA	NA	NA	NA	NA	NA	NA	NA	<0.050	<0.050	<0.050	<0.050	14	NE	NE

Notes:
NA - Not analyzed for this analyte.
NE - Not Established.
ND - Not Detected.
BRL - Below Laboratory Reporting Limit.
ug/l - micrograms per liter.
mg/l - milligrams per liter.
VOCs - Volatile Organic Compounds.
SVOCs - Semi Volatile Organic Compounds.
EPA - Environmental Protection Agency.
Bold indicates concentration exceeds the Surface Water Protection Criteria, Appendix D to Connecticut Remediation Standards (March 9, 2021).
Underline indicates concentration exceeds the Residential Volatilization Criteria for Substances in Groundwater, Appendix E to Connecticut Remediation Standards (March 9, 2021).
Italics indicates concentration exceeds the Industrial/ Commercial Volatilization Criteria for Soil Vapor, Appendix E to Connecticut Remediation Standards (March 9, 2021).
[D] Dissolved metals concentration.
Shading indicates four consecutive quarters of laboratory analytical results below the Remediation Standards indicated on this Table.

MW-7
Groundwater Analytical Results
Former CL&P Area Work Center
1654 King Street
Enfield, Connecticut

Well ID	MW-7																Connecticut Remediation Standards		
Year	2003	2004		2005	2006		2010		2011			2014	2015	2016	2017	2019	Surface Water Protection Criteria	Residential Volatilization Criteria	Industrial/ Commercial Volatilization Criteria
Month	October	April	October	October	April	October	July	October	January	April	July	April	May	May	June	July			
VOCs via EPA 8260 (ug/l)																			
Acetone	<10.0	<10.0	10.3	<50.0	<50.0	<50.0	<10.0	<10.0	18	<5.0	NA	<5.0	<5.0	<10	<10	<10	NE	50,000	50,000
Benzene	<0.5	<0.5	<0.6	<1.0	<1.0	<1.0	<0.50	<0.50	<0.50	<0.50	NA	<0.50	<0.50	<0.50	<0.50	<0.50	710	215	530
Bromodichloromethane	<0.5	<0.5	<0.4	<2.0	<1.0	<1.0	<0.50	<0.50	<0.50	<0.50	NA	<0.50	<0.50	<0.50	<0.50	<0.50	NE	NE	NE
Bromomethane	<1.0	<1.0	<1.2	<2.0	<5.0	<2.0	<0.50	<0.50	<0.50	<0.50	NA	<1.0	<1.0	<2.0	<2.0	<2.0	NE	NE	NE
2-Butanone (MEK)	<5.0	<5.0	<10.0	<20.0	<20.0	<20.0	<2.0	<2.0	<5.0	<5.0	NA	<5.0	<5.0	<10	<5.0	<5.0	NE	50,000	50,000
n-Butylbenzene	<0.5	<0.5	<0.7	<2.0	<1.0	<1.0	<1.0	<1.0	<1.0	<1.0	NA	<1.0	<1.0	<1.0	<1.0	<1.0	NE	NE	NE
sec-Butylbenzene	<0.5	<0.5	<0.6	<1.0	<1.0	<1.0	<1.0	<1.0	<1.0	<1.0	NA	<1.0	<1.0	<1.0	<1.0	<1.0	NE	NE	NE
tert-Butylbenzene	<0.5	<0.5	<0.8	<2.0	<1.0	<1.0	<1.0	<1.0	<1.0	<1.0	NA	<1.0	<1.0	<1.0	<1.0	<1.0	NE	NE	NE
Chlorobenzene	<0.5	<0.5	<0.6	<1.0	<1.0	<1.0	<0.50	<0.50	<0.50	<0.50	NA	<0.50	<0.50	<0.50	<0.50	<0.50	420,000	1,800	23,000
Chloroform	<0.5	<0.5	<0.8	<2.0	<2.0	<2.0	<0.50	<0.50	<0.50	<0.50	NA	<0.50	<0.50	<0.50	<0.50	<0.50	14,100	26	62
2-Chlorotoluene	<0.5	<0.5	<0.6	<1.0	<1.0	<1.0	<0.50	<0.50	<0.50	<0.50	NA	<0.50	<0.50	<0.50	<0.50	<0.50	NE	NE	NE
4-Chlorotoluene	<0.5	<0.5	<0.6	<2.0	<1.0	<1.0	<0.50	<0.50	<0.50	<0.50	NA	<0.50	<0.50	<0.50	<0.50	<0.50	NE	NE	NE
1,2-Dichlorobenzene	<0.5	<0.5	<0.8	<1.0	<1.0	<1.0	<0.50	<0.50	<0.50	<0.50	NA	<0.50	<0.50	<0.50	<0.50	<0.50	170,000	5,100	50,000
1,4-Dichlorobenzene	<0.5	<0.5	<0.8	<1.0	<1.0	<1.0	<0.50	<0.50	<0.50	<0.50	NA	<0.50	<0.50	<0.50	<0.50	<0.50	26,000	4,300	50,000
Dichlorodifluoromethane	<0.5	<0.5	<1.0	<2.0	<2.0	<2.0	<0.50	<0.50	<0.50	<0.50	NA	<0.50	<0.50	<0.50	<0.50	<0.50	NE	NE	NE
1,1-Dichloroethane	<0.5	<0.5	<0.7	<1.0	<1.0	<1.0	<0.50	<0.50	<0.50	<0.50	NA	<0.50	<0.50	<0.50	<0.50	<0.50	NE	3,000	41,000
1,2-Dichloroethane	<0.5	<0.5	<0.9	<1.0	<1.0	<1.0	<0.50	<0.50	<0.50	<0.50	NA	<5.0	<5.0	<0.50	<0.50	<0.50	2,970	6.5	68
1,1-Dichloroethene	<0.5	<0.5	<0.6	<1.0	<1.0	<1.0	<0.50	<0.50	<0.50	<0.50	NA	<0.50	<0.50	<0.50	<0.50	<0.50	96	190	920
1,2-Dichloropropane	<0.5	<0.5	<0.6	<1.0	<1.0	<1.0	<0.50	<0.50	<0.50	<0.50	NA	<0.50	<0.50	<0.50	<0.50	<0.50	NE	7.4	58
Ethylbenzene	<0.5	<0.5	<0.6	<2.0	<1.0	1.1	<0.50	<0.50	<0.50	<0.50	NA	<0.50	<0.50	<0.50	<0.50	<0.50	580,000	50,000	50,000
Isopropylbenzene	<0.5	<0.5	<0.4	<2.0	<1.0	<1.0	<0.50	<0.50	<0.50	<0.50	NA	<0.50	<0.50	<0.50	<0.50	<0.50	NE	NE	NE
p-Isopropyltoluene	<0.5	<0.5	<0.7	<2.0	<1.0	<1.0	<0.50	<0.50	<0.50	<0.50	NA	<0.50	<0.50	<0.50	<0.50	<0.50	NE	NE	NE
Methyl tert-butyl ether (MTBE)	0.8	<0.5	<0.8	<1.0	<1.0	<1.0	<0.50	<0.50	<0.50	<0.50	NA	<0.50	<0.50	<0.50	<0.50	<0.50	NE	50,000	50,000
Naphthalene	<0.5	<0.5	<1.0	<3.0	<6.0	<2.0	<2.0	<2.0	<2.0	<2.0	NA	<2.0	<2.0	<2.0	<2.0	<2.0	NE	NE	NE
n-Propylbenzene	<0.5	<0.5	<0.8	<2.0	<1.0	<1.0	<1.0	<1.0	<1.0	<1.0	NA	<1.0	<1.0	<1.0	<1.0	<1.0	NE	NE	NE
Tetrachloroethene	<0.5	<0.5	<0.4	<2.5	<1.0	<1.0	<1.0	<1.0	<1.0	<1.0	NA	<1.0	<1.0	<1.0	<1.0	<1.0	88	340	810
Toluene	<0.5	<0.5	<0.7	<1.0	<1.0	<1.0	<1.0	<1.0	<1.0	<1.0	NA	<1.0	<1.0	<1.0	<1.0	<1.0	4,000,000	23,500	50,000
1,2,4-Trichlorobenzene	<0.5	<0.5	<0.7	<3.0	<5.0	<1.0	<0.50	<0.50	<0.50	<0.50	NA	<0.50	<2.0	<0.50	<2.0	<0.50	NE	NE	NE
1,1,1-Trichloroethane	<0.5	<0.5	<0.9	<1.0	<1.0	<1.0	<0.50	<0.50	<0.50	<0.50	NA	<0.50	<0.50	<0.50	<0.50	<0.50	62,000	650	16,000
1,1,2-Trichloroethane	<0.5	<0.5	<0.7	<1.0	<1.0	<1.0	<0.50	<0.50	<0.50	<0.50	NA	<0.50	<0.50	<0.50	<0.50	<0.50	1,260	220	2,900
Trichloroethene	<0.5	<0.5	<1.0	<1.0	<1.0	<1.0	<1.0	<1.0	<1.0	<1.0	NA	<1.0	<1.0	<1.0	<1.0	<1.0	2,340	27	67
1,2,4-Trimethylbenzene	<0.5	<0.5	<0.7	<2.0	<1.0	<1.0	<0.50	<0.50	<0.50	<0.50	NA	<0.50	<0.50	<0.50	<0.50	<0.50	NE	NE	NE
1,3,5-Trimethylbenzene	<0.5	<0.5	<1.0	<2.0	<1.0	<1.0	<0.50	<0.50	<0.50	<0.50	NA	<0.50	<0.50	<0.50	<0.50	<0.50	NE	NE	NE
Xylenes, total	1.3	1.1	<1.3	<4.0	<2.0	2.4	<2.0	<2.0	<2.0	<2.0	NA	<2.0	<2.0	<2.0	<2.0	<2.0	NE	21,300	50,000
Total Metals (mg/l)																			
Arsenic	NA	NA	NA	NA	NA	NA	NA	<0.002	<0.0020	<0.0020	<0.002	<0.002	<0.002	<0.0020	<0.0020	<0.00080 / <0.00080[D]	0.004	NE	NE
Barium	NA	NA	NA	NA	NA	NA	NA	0.120	0.074	0.094	0.140	0.11	0.11	0.1	0.20	0.150 / 0.140[D]	NE	NE	NE
Copper	NA	NA	NA	NA	NA	NA	NA	BRL	BRL	BRL	BRL	<0.025	<0.025	<0.025	<0.025	0.0013 / 0.0013[D]	0.048	NE	NE
Silver	NA	NA	NA	NA	NA	NA	NA	<0.0025	<0.0025	<0.0025	<0.0025	<0.0025	<0.0025	<0.0025	<0.0025	<0.00020 / <0.00020[D]	0.012	NE	NE
Zinc	NA	NA	NA	NA	NA	NA	NA	<0.05	0.050	<0.050	<0.050	<0.05	<0.05	<0.050	0.021	<0.010 / <0.010[D]	0.123	NE	NE
SVOCs via EPA 8270 (ug/l)																			
Benzo(a)anthracene	NA	NA	NA	NA	NA	NA	NA	<0.050	<0.050	<0.050	<0.050	<0.050	<0.050	<0.050	<0.050	<0.051	0.3	NE	NE
Benzo(a)pyrene	NA	NA	NA	NA	NA	NA	NA	<0.10	<0.10	<0.10	<0.10	<0.10	<0.10	<0.10	<0.10	<0.10	0.3	NE	NE
Benzo(b)fluoranthene	NA	NA	NA	NA	NA	NA	NA	<0.050	<0.050	<0.050	<0.050	<0.050	<0.050	<0.050	<0.050	<0.051	0.3	NE	NE
2-Methylnaphthalene	NA	NA	NA	NA	NA	NA	NA	<1.0	<1.0	<1.0	<1.0	<1.0	<1.0	<1.0	<1.0	<1.0	NE	NE	NE
Naphthalene	NA	NA	NA	NA	NA	NA	NA	<1.0	<1.0	<1.0	<1.0	<1.0	<1.0	<1.0	<1.0	<1.0	NE	NE	NE
Phenanthrene	NA	NA	NA	NA	NA	NA	NA	<0.050	<0.050	<0.050	<0.050	<0.050	<0.050	<0.050	<0.050	<0.051	14	NE	NE

Notes:
NA - Not analyzed for this analyte.
NE - Not Established.
ND - Not Detected.
BRL - Below Laboratory Reporting Limit.
ug/l - micrograms per liter.
mg/l - milligrams per liter.
VOCs - Volatile Organic Compounds.
SVOCs - Semi Volatile Organic Compounds.
EPA - Environmental Protection Agency.
Bold indicates concentration exceeds the Surface Water Protection Criteria, Appendix D to Connecticut Remediation Standards (March 9, 2021).
Underline indicates concentration exceeds the Residential Volatilization Criteria for Substances in Groundwater, Appendix E to Connecticut Remediation Standards (March 9, 2021).
Italics indicates concentration exceeds the Industrial/ Commercial Volatilization Criteria for Soil Vapor, Appendix E to Connecticut Remediation Standards (March 9, 2021).
[D] Dissolved metals concentration
Shading indicates four consecutive quarters of laboratory analytical results below the Remediation Standards indicated on this Table.

MW-8
Groundwater Analytical Results
Former CL&P Area Work Center
1654 King Street
Enfield, Connecticut

Well ID	MW-8											Connecticut Remediation Standards		
Year	2003	2004		2005		2006		2010		2011		Surface Water Protection Criteria	Residential Volatilization Criteria	Industrial/ Commercial Volatilization Criteria
Month	October	April	October	April	October	April	October	July	October	January	April			
VOCs via EPA 8260 (ug/l)														
tert-Amylmethyl Ether	<0.5	<0.5	<0.5	<0.5	1.2	<0.5	<0.5	NA	NA	NA	NA	NE	NE	NE
Benzene	<0.5	<0.5	<0.6	<0.5	<1.0	<1.0	<1.0	<0.50	<0.50	<0.50	<0.50	710	215	530
Bromodichloromethane	<0.5	<0.5	<0.4	<0.5	<2.0	<1.0	<1.0	<0.50	<0.50	<0.50	<0.50	NE	NE	NE
Bromomethane	<1.0	<1.0	<1.2	<1.0	<2.0	<5.0	<2.0	<0.50	<0.50	<0.50	<0.50	NE	NE	NE
2-Butanone (MEK)	<5.0	<5.0	<10.0	<5.0	<20.0	<20.0	<20.0	<2.0	<2.0	<5.0	<5.0	NE	50,000	50,000
n-Butylbenzene	<0.5	<0.5	<0.7	<0.5	<2.0	<1.0	<1.0	<1.0	<1.0	<1.0	<1.0	NE	NE	NE
sec-Butylbenzene	<0.5	<0.5	<0.6	<0.5	<1.0	<1.0	<1.0	<1.0	<1.0	<1.0	<1.0	NE	NE	NE
tert-Butylbenzene	<0.5	<0.5	<0.8	<0.5	<2.0	<1.0	<1.0	<1.0	<1.0	<1.0	<1.0	NE	NE	NE
Chlorobenzene	<0.5	<0.5	<0.6	<0.5	<1.0	<1.0	<1.0	<1.0	<0.50	<0.50	<0.50	420,000	1,800	23,000
Chloroform	<0.5	<0.5	<0.8	<0.5	<2.0	<2.0	<2.0	<0.50	<0.50	<0.50	<0.50	14,100	26	62
2-Chlorotoluene	<0.5	<0.5	<0.6	<0.5	<1.0	<1.0	<1.0	<0.50	<0.50	<0.50	<0.50	NE	NE	NE
4-Chlorotoluene	<0.5	<0.5	<0.6	<0.5	<2.0	<1.0	<1.0	<0.50	<0.50	<0.50	<0.50	NE	NE	NE
1,2-Dichlorobenzene	<0.5	<0.5	<0.8	<0.5	<1.0	<1.0	<1.0	<0.50	<0.50	<0.50	<0.50	170,000	5,100	50,000
1,4-Dichlorobenzene	<0.5	<0.5	<0.8	<0.5	<1.0	<1.0	<1.0	<0.50	<0.50	<0.50	<0.50	26,000	4,300	50,000
Dichlorodifluoromethane	<0.5	<0.5	<1.0	<0.5	<2.0	<2.0	<2.0	<0.50	0.71	<0.50	<0.50	NE	NE	NE
1,1-Dichloroethane	<0.5	<0.5	<0.7	<0.5	<1.0	<1.0	<1.0	<0.50	<0.50	<0.50	<0.50	NE	3,000	41,000
1,2-Dichloroethane	<0.5	<0.5	<0.9	<0.5	<1.0	<1.0	<1.0	<0.50	<0.50	<0.50	<0.50	2,970	6.5	68
1,1-Dichloroethene	<0.5	<0.5	<0.6	<1.0	<1.0	<1.0	<1.0	<0.50	<0.50	<0.50	<0.50	96	190	920
1,2-Dichloropropane	<0.5	<0.5	<0.6	<0.5	<1.0	<1.0	<1.0	<0.50	<0.50	<0.50	<0.50	NE	7.4	58
Ethylbenzene	1.3	<0.5	<0.6	<0.5	<2.0	<1.0	<1.0	<0.50	<0.50	<0.50	<0.50	580,000	50,000	50,000
Isopropylbenzene	<0.5	<0.5	<0.4	<0.5	<2.0	<1.0	<1.0	<0.50	<0.50	<0.50	<0.50	NE	NE	NE
p-Isopropyltoluene	<0.5	<0.5	<0.7	<0.5	<2.0	<1.0	<1.0	<0.50	<0.50	<0.50	<0.50	NE	NE	NE
Methyl tert-butyl ether (MTBE)	2.1	1.8	2.4	1.8	1.5	1.1	<1.0	<0.50	<0.50	<0.50	<0.50	NE	50,000	50,000
Naphthalene	1.6	<0.5	1.2	<0.5	<3.0	<6.0	<2.0	<2.0	<2.0	<2.0	<2.0	NE	NE	NE
n-Propylbenzene	<0.5	<0.5	<0.8	<0.5	<2.0	<1.0	<1.0	<1.0	<1.0	<1.0	<1.0	NE	NE	NE
Tetrachloroethene	<0.5	<0.5	<0.4	<0.5	<2.5	<1.0	<1.0	<1.0	<1.0	<1.0	<1.0	88	340	810
Toluene	0.5	<0.5	<0.7	<0.5	<1.0	<1.0	<1.0	<1.0	<1.0	<1.0	<1.0	4,000,000	23,500	50,000
1,2,4-Trichlorobenzene	<0.5	<0.5	<0.7	<0.5	<3.0	<5.0	<1.0	<0.50	<0.50	<0.50	<0.50	NE	NE	NE
1,1,1-Trichloroethane	<0.5	<0.5	<0.9	<0.5	<1.0	<1.0	<1.0	<0.50	<0.50	<0.50	<0.50	62,000	650	16,000
1,1,2-Trichloroethane	<0.5	<0.5	<0.7	<0.5	<1.0	<1.0	<1.0	<0.50	<0.50	<0.50	<0.50	1,260	220	2,900
Trichloroethene	<0.5	<0.5	<1.0	<0.5	<1.0	<1.0	<1.0	<1.0	<1.0	<1.0	<1.0	2,340	27	67
1,2,4-Trimethylbenzene	1.4	<0.5	<0.7	<0.5	<2.0	<1.0	<1.0	<0.50	<0.50	<0.50	<0.50	NE	NE	NE
1,3,5-Trimethylbenzene	<0.5	<0.5	2.0	<0.5	<2.0	<1.0	<1.0	<0.50	<0.50	<0.50	<0.50	NE	NE	NE
Xylenes, total	3.6	<1.0	0.7	<1.0	<4.0	<2.0	<2.0	<2.0	<2.0	<2.0	<2.0	NE	21,300	50,000
Total Metals (mg/l)														
Arsenic	NA	NA	NA	NA	NA	NA	NA	<0.002	<0.002	<0.0020	<0.0020	0.004	NE	NE
Barium	NA	NA	NA	NA	NA	NA	NA	0.180	0.170	0.160	0.150	NE	NE	NE
Silver	NA	NA	NA	NA	NA	NA	NA	<0.0025	<0.0025	<0.0025	<0.0025	0.012	NE	NE
Zinc	NA	NA	NA	NA	NA	NA	NA	<0.05	<0.05	<0.05	<0.05	0.123	NE	NE
SVOCs via EPA 8270 (ug/l)														
Benzo(a)anthracene	NA	NA	NA	NA	NA	NA	NA	<0.050	<0.050	<0.050	<0.050	0.3	NE	NE
Benzo(a)pyrene	NA	NA	NA	NA	NA	NA	NA	<0.10	<0.10	<0.10	<0.10	0.3	NE	NE
Benzo(b)fluoranthene	NA	NA	NA	NA	NA	NA	NA	<0.050	<0.050	<0.050	<0.050	0.3	NE	NE
2-Methylnaphthalene	NA	NA	NA	NA	NA	NA	NA	<1.0	<1.0	<1.0	<1.0	NE	NE	NE
Naphthalene	NA	NA	NA	NA	NA	NA	NA	<1.0	<1.0	<1.0	<1.0	NE	NE	NE
Phenanthrene	NA	NA	NA	NA	NA	NA	NA	<0.050	<0.050	<0.050	<0.050	14	NE	NE

Notes:
NA - Not analyzed for this analyte.
NE - Not Established.
ND - Not Detected.
BRL - Below Laboratory Reporting Limit.
ug/l - micrograms per liter.
mg/l - milligrams per liter.
VOCs - Volatile Organic Compounds.
SVOCs - Semi Volatile Organic Compounds.
EPA - Environmental Protection Agency.
Bold indicates concentration exceeds the Surface Water Protection Criteria, Appendix D to Connecticut Remediation Standards (March 9, 2021).
Underline indicates concentration exceeds the Residential Volatilization Criteria for Substances in Groundwater, Appendix E to Connecticut Remediation Standards (March 9, 2021).
Italics indicates concentration exceeds the Industrial/ Commercial Volatilization Criteria for Soil Vapor, Appendix E to Connecticut Remediation Standards (March 9, 2021).
[D] Dissolved metals concentration
Shading indicates four consecutive quarters of laboratory analytical results below the Remediation Standards indicated on this Table.

MW-9
Groundwater Analytical Results
Former CL&P Area Work Center
1654 King Street
Enfield, Connecticut

Well ID	MW-9														Connecticut Remediation Standards		
Year	2003	2004		2005		2006		2010	2011				2021		2023	Surface Water Protection Criteria	Residential Volatilization Criteria	Industrial/ Commercial Volatilization Criteria
Month	October	April	October	April	October	April	October	October	January	April	July	October	May	August	October			
VOCs via EPA 8260 (ug/l)																		
Benzene	<0.5	<0.5	<0.6	<0.5	<1.0	<1.0	<1.0	<0.50	<0.50	<0.50	<0.50	NA	<0.50	<0.50	<1.0	710	215	530
Bromodichloromethane	<0.5	<0.5	<0.4	<0.5	<2.0	<1.0	<1.0	<0.50	<0.50	<0.50	<0.50	NA	<0.50	<0.50	<0.4	NE	NE	NE
Bromomethane	<1.0	<1.0	<1.2	<1.0	<2.0	<5.0	<2.0	<0.50	<0.50	<0.50	<2.0	NA	<2.0	<2.0	<2.0	NE	NE	NE
2-Butanone (MEK)	<5.0	<5.0	<10.0	<5.0	<20.0	<20.0	<20.0	<2.0	<5.0	<5.0	<5.0	NA	<5.0	<5.0	<25.0	NE	50,000	50,000
n-Butylbenzene	<0.5	<0.5	<0.7	<0.5	<2.0	<1.0	<1.0	<1.0	<1.0	<1.0	<1.0	NA	<1.0	<1.0	<1.0	NE	NE	NE
sec-Butylbenzene	<0.5	<0.5	<0.6	<0.5	<1.0	<1.0	<1.0	<1.0	<1.0	<1.0	<1.0	NA	<1.0	<1.0	<1.0	NE	NE	NE
tert-Butylbenzene	<0.5	<0.5	<0.8	<0.5	<2.0	<1.0	<1.0	<1.0	<1.0	<1.0	<1.0	NA	<1.0	<1.0	<1.0	NE	NE	NE
Chlorobenzene	<0.5	<0.5	<0.6	<0.5	<1.0	<1.0	<1.0	<0.50	<0.50	<0.50	<0.50	NA	<0.50	<0.50	<1.0	420,000	1,800	23,000
Chloroform	<0.5	<0.5	<0.8	<0.5	<2.0	<2.0	<2.0	<0.50	<0.50	<0.50	<0.50	NA	<0.50	<0.50	<1.0	14,100	26	62
2-Chlorotoluene	<0.5	<0.5	<0.6	<0.5	<1.0	<1.0	<1.0	<0.50	<0.50	<0.50	<0.50	NA	<0.50	<0.50	<1.0	NE	NE	NE
4-Chlorotoluene	<0.5	<0.5	<0.6	<0.5	<2.0	<1.0	<1.0	<0.50	<0.50	<0.50	<0.50	NA	<0.50	<0.50	<1.0	NE	NE	NE
1,2-Dichlorobenzene	<0.5	<0.5	<0.8	<0.5	<1.0	<1.0	<1.0	<0.50	<0.50	<0.50	<0.50	NA	<0.50	<0.50	<1.0	170,000	5,100	50,000
1,4-Dichlorobenzene	<0.5	<0.5	<0.8	<0.5	<1.0	<1.0	<1.0	<0.50	<0.50	<0.50	<0.50	NA	<0.50	<0.50	<1.0	26,000	4,300	50,000
Dichlorodifluoromethane	<0.5	<0.5	<1.0	<0.5	<2.0	<2.0	<2.0	<0.50	<0.50	<0.50	<0.50	NA	<0.50	<0.50	<2.0	NE	NE	NE
1,1-Dichloroethane	<0.5	<0.5	<0.7	<0.5	<1.0	<1.0	<1.0	<0.50	<0.50	<0.50	<0.50	NA	<0.50	<0.50	<1.0	NE	3,000	41,000
1,2-Dichloroethane	<0.5	<0.5	<0.9	<0.5	<1.0	<1.0	<1.0	<0.50	<0.50	<0.50	<0.50	NA	<0.50	<0.50	<1.0	2,970	6.5	68
1,1-Dichloroethene	<0.5	<0.5	<0.6	<1.0	<1.0	<1.0	<1.0	<0.50	<0.50	<0.50	<0.50	NA	<0.50	<0.50	<1.0	96	190	920
1,2-Dichloropropane	<0.5	<0.5	<0.6	<0.5	<1.0	<1.0	<1.0	<0.50	<0.50	<0.50	<0.50	NA	<0.50	<0.50	<1.0	NE	7.4	58
Ethylbenzene	<0.5	<0.5	<0.6	<0.5	<2.0	<1.0	1.4	<0.50	<0.50	<0.50	<0.50	NA	<0.50	<0.50	<1.0	580,000	50,000	50,000
Isopropylbenzene	<0.5	<0.5	<0.4	<0.5	<2.0	<1.0	<1.0	<0.50	<0.50	<0.50	<0.50	NA	<0.50	<0.50	<1.0	NE	NE	NE
p-Isopropyltoluene	<0.5	<0.5	<0.7	<0.5	<2.0	<1.0	<1.0	<0.50	<0.50	<0.50	<0.50	NA	<0.50	<0.50	NA	NE	NE	NE
Methyl tert-butyl ether (MTBE)	<0.5	<0.5	<0.8	<0.5	<1.0	<1.0	<1.0	<0.50	<0.50	<0.50	<0.50	NA	<0.50	<0.50	<1.0	NE	50,000	50,000
Naphthalene	5.5	<0.5	<1.0	4.2	<3.0	<6.0	<2.0	<2.0	<2.0	<2.0	<2.0	NA	<2.0	<2.0	<1.0	NE	NE	NE
n-Propylbenzene	<0.5	<0.5	<0.8	<0.5	<2.0	<1.0	<1.0	<1.0	<1.0	<1.0	<1.0	NA	<1.0	<1.0	<1.0	NE	NE	NE
Tetrachloroethene	<0.5	<0.5	<0.4	<0.5	<2.5	<1.0	<1.0	<1.0	<1.0	<1.0	<1.0	NA	<1.0	<1.0	<1.0	88	340	810
Toluene	<0.5	<0.5	<0.7	<0.5	<1.0	<1.0	<1.0	<1.0	<1.0	<1.0	<1.0	NA	<1.0	<1.0	<1.0	4,000,000	23,500	50,000
1,2,4-Trichlorobenzene	<0.5	<0.5	<0.7	<0.5	<3.0	<5.0	<1.0	<0.50	<0.50	<0.50	<0.50	NA	<0.50	<0.50	<1.0	NE	NE	NE
1,1,1-Trichloroethane	<0.5	<0.5	<0.9	<0.5	<1.0	<1.0	<1.0	<0.50	<0.50	<0.50	<0.50	NA	<0.50	<0.50	<1.0	62,000	650	16,000
1,1,2-Trichloroethane	<0.5	<0.5	<0.7	<0.5	<1.0	<1.0	<1.0	<0.50	<0.50	<0.50	<0.50	NA	<0.50	<0.50	<1.0	1,260	220	2,900
Trichloroethene	<0.5	<0.5	<1.0	<0.5	<1.0	<1.0	<1.0	<1.0	<1.0	<1.0	<1.0	NA	<1.0	<1.0	<1.0	2,340	27	67
1,2,4-Trimethylbenzene	0.6	<0.5	<0.7	0.8	<2.0	<1.0	1.0	<0.50	<0.50	<0.50	<0.50	NA	<0.50	<0.50	<1.0	NE	NE	NE
1,3,5-Trimethylbenzene	<0.5	<0.5	<1.0	<0.5	<2.0	<1.0	<1.0	<0.50	<0.50	<0.50	<0.50	NA	<0.50	<0.50	<1.0	NE	NE	NE
Xylenes, total	<1.0	<1.0	<1.3	<1.0	<4.0	<2.0	3.0	<2.0	<2.0	<2.0	<2.0	NA	<2.0	<2.0	<2.0	NE	21,300	50,000
Total Metals (mg/l)																		
Arsenic	NA	NA	NA	NA	NA	NA	NA	<0.002	<0.002	<0.0020	<0.002	NA	<0.0008	<0.0008	<0.0025	0.004	NE	NE
Barium	NA	NA	NA	NA	NA	NA	NA	0.330	0.190	0.290	0.250	NA	0.400	0.410	0.363	NE	NE	NE
Cadmium	NA	NA	NA	NA	NA	NA	NA	<0.00025	<0.00025	<0.00025	<0.00025	<0.00025	<0.00020	0.000063	<0.0025	0.006	NE	NE
Chromium	NA	NA	NA	NA	NA	NA	NA	ND	ND	ND	ND	NA	0.001	0.0021	<0.01	0.11	NE	NE
Copper	NA	NA	NA	NA	NA	NA	NA	ND	ND	ND	ND	NA	0.0014	0.0029	<0.01	0.048	NE	NE
Silver	NA	NA	NA	NA	NA	NA	NA	<0.0025	<0.0025	<0.0025	<0.0025	NA	<0.0002	<0.0002	<0.005	0.012	NE	NE
Zinc	NA	NA	NA	NA	NA	NA	NA	<0.05	<0.050	<0.050	<0.050	NA	0.010	<0.010	<0.025	0.123	NE	NE
SVOCs via EPA 8270 (ug/l)																		
Benzo(a)anthracene	NA	NA	NA	NA	NA	NA	NA	<0.050	<0.050	<0.050	<0.050	NA	**<4.9**	<0.049	<0.05	0.3	NE	NE
Benzo(a)pyrene	NA	NA	NA	NA	NA	NA	NA	<0.10	<0.10	<0.10	<0.10	NA	**<4.9**	<0.097	<0.05	0.3	NE	NE
Benzo(b)fluoranthene	NA	NA	NA	NA	NA	NA	NA	<0.050	<0.050	<0.050	<0.050	NA	**<4.9**	<0.049	<0.05	0.3	NE	NE
2-Methylnaphthalene	NA	NA	NA	NA	NA	NA	NA	<1.0	<1.0	<1.0	<1.0	NA	<4.9	<0.97	<0.19	NE	NE	NE
Naphthalene	NA	NA	NA	NA	NA	NA	NA	<1.0	<1.0	<1.0	<1.0	NA	<4.9	<0.97	<0.19	NE	NE	NE
Phenanthrene	NA	NA	NA	NA	NA	NA	NA	<0.050	<0.050	<0.050	<0.050	NA	<4.9	<0.049	<0.05	14	NE	NE

Notes:
NA - Not analyzed for this analyte.
NE - Not Established.
ND - Not Detected.
BRL - Below Laboratory Reporting Limit.
ug/l - micrograms per liter.
mg/l - milligrams per liter.
VOCs - Volatile Organic Compounds.
SVOCs - Semi Volatile Organic Compounds.
EPA - Environmental Protection Agency.
Bold indicates concentration exceeds the Surface Water Protection Criteria, Appendix D to Connecticut Remediation Standards (March 9, 2021).
Underline indicates concentration exceeds the Residential Volatilization Criteria for Substances in Groundwater, Appendix E to Connecticut Remediation Standards (March 9, 2021).
Italics indicates concentration exceeds the Industrial/ Commercial Volatilization Criteria for Soil Vapor, Appendix E to Connecticut Remediation Standards (March 9, 2021).
[D] Dissolved metals concentration
Shading indicates four consecutive quarters of laboratory analytical results below the Remediation Standards indicated on this Table.

MW-10
Groundwater Analytical Results
Former CL&P Area Work Center
1654 King Street
Enfield, Connecticut

Well ID	MW-10																									Connecticut Remediation Standards		
Year	2003	2004		2005		2006		2007			2008			2009				2010				2011				2012	Surface Water Protection Criteria	Residential Volatilization Criteria	Industrial/ Commercial Volatilization Criteria
Month	October	April	October	April	October	April	October	April	July	October	April	July	October	January	April	July	October	January	April	July	October	January	April	July	October	January			
VOCs via EPA 8260 (ug/l)																													
Benzene	<0.5	<0.5	<0.6	<0.5	<1.0	<1.0	<1.0	1.2	<1.0	<20.0	<20.0	<0.5	<0.5	<0.5	<0.5	<0.50	<0.50	<0.50	<0.50	<0.50	<0.50	<0.50	<0.50	<0.50	<0.50	NA	NA	710	215	530
Bromodichloromethane	<0.5	<0.5	<0.4	<0.5	<2.0	<1.0	<1.0	<1.0	<1.0	<20.0	<20.0	<0.5	<0.5	<0.5	<0.5	<0.50	<0.50	<5.0	<0.50	<0.50	<0.50	<0.50	<0.50	<0.50	NA	NA	NE	NE	NE
Bromomethane	<1.0	<1.0	<1.2	<1.0	<2.0	<5.0	<2.0	<2.0	<2.0	<40.0	<100	<1.0	<2.0	<1.0	<6.0	<5.0	<5.0	<0.50	<0.50	<1.0	<0.50	<0.50	<0.50	<1.0	NA	NA	NE	NE	NE
2-Butanone (MEK)	<5.0	<5.0	<10.0	<5.0	<20.0	<20.0	<20.0	<20.0	<20.0	<400	<400	<2.0	<2.0	<2.0	<2.0	<2.0	<2.0	<2.0	4.5	<2.0	8.1	<5.0	<5.0	5.3	NA	NA	NE	50,000	50,000
n-Butylbenzene	<0.5	<0.5	<0.7	2.9	15.6	<1.0	1.8	3.2	<1.0	25	26.8	<1.0	<0.5	<0.5	<0.5	<1.0	<1.0	<1.0	4.0	<1.0	8.3	<1.0	15.0	<2.0	NA	NA	NE	NE	NE
sec-Butylbenzene	<0.5	<0.5	<0.6	<0.5	6.3	<1.0	1.5	<1.0	<1.0	<20.0	<20.0	<0.5	<0.5	<0.5	<0.5	<1.0	<1.0	<1.0	1.1	<1.0	3.2	<1.0	3.9	<1.0	NA	NA	NE	NE	NE
tert-Butylbenzene	<0.5	<0.5	<0.8	1.5	3.4	<1.0	<1.0	<1.0	<1.0	<20.0	<20.0	<0.5	<0.5	<0.5	<0.5	<1.0	<1.0	<1.0	<1.0	<1.0	1.8	<1.0	2.5	<1.0	NA	NA	NE	NE	NE
Chlorobenzene	<0.5	<0.5	<0.6	<0.5	<1.0	<1.0	<1.0	<1.0	<1.0	<20.0	<20.0	<0.5	<0.5	<0.5	<0.5	<0.50	<0.50	<0.50	<0.50	<0.50	<0.50	<0.50	<0.50	<0.50	NA	NA	420,000	1,800	23,000
Chloroform	<0.5	<0.5	<0.8	0.6	8.7	<2.0	<2.0	<2.0	<2.0	<40.0	<40.0	<0.5	<0.5	<0.5	<0.5	<0.50	<0.50	<0.50	0.88	<0.50	2.4	<0.50	<0.50	0.5	NA	NA	14,100	26	62
2-Chlorotoluene	<0.5	<0.5	<0.6	<0.5	<1.0	<1.0	<1.0	<1.0	<1.0	<20.0	<20.0	<0.5	<0.5	<0.5	<0.5	<0.50	<0.50	<0.50	<0.50	<0.50	<0.50	<0.50	<0.50	<0.50	NA	NA	NE	NE	NE
4-Chlorotoluene	<0.5	<0.5	<0.6	<0.5	<2.0	<1.0	<1.0	<1.0	<1.0	<20.0	<20.0	<0.5	<0.5	<0.5	<0.5	<0.50	<0.50	<0.50	<0.50	<0.50	<0.50	<1.0	<1.0	<0.50	NA	NA	NE	NE	NE
1,2-Dichlorobenzene	<0.5	<0.5	<0.8	<0.5	<1.0	<1.0	<1.0	<1.0	<1.0	<20.0	<20.0	<0.5	<0.5	<0.5	<0.5	<0.50	<0.50	<0.50	<0.50	<0.50	<0.50	<1.0	<1.0	<0.50	NA	NA	170,000	5,100	50,000
1,4-Dichlorobenzene	<0.5	<0.5	<0.8	<0.5	<1.0	<1.0	<1.0	<1.0	<1.0	<20.0	<20.0	<0.5	<0.5	<0.5	<0.5	<0.50	<0.50	<0.50	<0.50	<0.50	<0.50	<0.50	<0.50	<0.50	NA	NA	26,000	1,400	3,400
Dichlorodifluoromethane	<0.5	<0.5	<1.0	<0.5	<2.0	<2.0	<2.0	<2.0	<2.0	<40.0	<40.0	<0.5	<0.5	<0.5	<0.5	<0.50	<0.50	<0.50	<0.50	<0.50	<0.50	<0.50	<0.50	<0.50	NA	NA	NE	NE	NE
1,1-Dichloroethane	<0.5	<0.5	<0.7	<0.5	<1.0	<1.0	<1.0	<1.0	<1.0	<20.0	<20.0	<0.5	<0.5	<0.5	<0.5	<0.50	<0.50	<0.50	<0.50	<0.50	<0.50	<0.50	<0.50	<0.50	NA	NA	NE	3,000	41,000
1,2-Dichloroethane	<0.5	<0.5	<0.9	<0.5	<1.0	<1.0	<1.0	<1.0	<1.0	<20.0	<20.0	<0.5	<0.5	<0.5	<0.5	<0.50	<0.50	<0.50	<0.50	<0.50	<0.50	<0.50	<0.50	<0.50	NA	NA	2,970	6.5	68
1,1-Dichloroethene	<0.5	<0.5	<0.6	<1.0	<1.0	<1.0	<1.0	<1.0	<1.0	<20.0	<20.0	<0.5	<0.5	<0.5	<0.5	<0.50	<0.50	<0.50	<0.50	<0.50	<0.50	<0.50	<0.50	<0.50	NA	NA	96	190	920
cis-1,2-Dichloroethylene	<0.5	<0.5	<0.5	<0.5	1.4	<1.0	<1.0	<1.0	<1.0	<20.0	<20.0	<0.5	<0.5	<0.5	<0.5	<0.50	<0.50	<0.50	<0.50	<0.50	<0.50	<0.50	<0.50	<0.50	NA	NA	NE	NE	NE
1,2-Dichloropropane	<0.5	<0.5	<0.6	<0.5	<1.0	<1.0	<1.0	<1.0	<1.0	<20.0	<20.0	<0.5	<0.5	<0.5	<0.5	<0.50	<0.50	<0.50	<0.50	<0.50	<0.50	<0.50	<0.50	<0.50	NA	NA	NE	7.4	58
Ethylbenzene	<0.5	1.1	<0.6	8.8	242	<1.0	<1.0	74.8	<1.0	395	378	0.5	<0.5	<0.5	<0.5	<0.50	0.89	<0.50	120	<0.50	220	<0.50	<0.50	<0.50	NA	NA	580,000	50,000	50,000
Isopropylbenzene	<0.5	<0.5	<0.4	<0.5	45.5	<1.0	5.7	4.7	<1.0	47.6	64.8	<0.5	<0.5	<0.5	<0.5	<0.50	<0.50	<0.50	13	<0.50	29	<1.0	39	4.5	NA	NA	NE	NE	NE
p-Isopropyltoluene	<0.5	<0.5	<0.7	<0.5	3.1	<1.0	<1.0	<1.0	<1.0	<20.0	<20.0	<0.5	<0.5	<0.5	<0.5	<0.50	<0.50	<0.50	0.74	<0.50	1.0	<0.50	2.5	<0.50	NA	NA	NE	NE	NE
Methyl tert-butyl ether (MTBE)	0.6	<0.5	<0.8	<0.5	<1.0	<1.0	<1.0	<1.0	<1.0	<20.0	<20.0	<0.5	<0.5	<0.5	<0.5	<0.50	<0.50	<0.50	<0.50	<0.50	<0.50	<0.50	<0.50	<0.50	NA	NA	NE	50,000	50,000
Naphthalene	5.2	1.9	<1.0	14.0	286	<6.0	66.9	38.9	<2.0	189	282	<5.0	1.3	<2.0	<2.0	4.3	20	2.2	27	<2.0	130	<2.0	210	23	NA	NA	NE	NE	NE
n-Propylbenzene	<0.5	<0.5	<0.8	0.6	64.5	<1.0	1.1	5.0	<1.0	101	<20.0	<0.5	<0.5	<0.5	<0.5	<1.0	<1.0	<1.0	20	<1.0	47	<1.0	72	1	NA	NA	NE	NE	NE
Tetrachloroethene	1.4	<0.5	1.6	0.6	2.6	<1.0	<1.0	<1.0	1.1	<20.0	<20.0	0.6	1.1	0.7	0.7	<1.0	1.0	<1.0	<1.0	<1.0	<1.0	<1.0	<1.0	<1.0	NA	NA	88	340	810
Toluene	<0.5	<0.5	<0.7	<0.5	1.5	<1.0	<1.0	1.8	<1.0	<20.0	<20.0	<0.5	<0.5	<0.5	<0.5	<1.0	<1.0	<1.0	<1.0	<1.0	<1.0	<1.0	<1.0	<1.0	NA	NA	4,000,000	23,500	50,000
1,2,4-Trichlorobenzene	<0.5	<0.5	<0.7	<0.5	<3.0	<5.0	<1.0	<1.0	<1.0	<20.0	<20.0	<0.5	<0.5	<0.5	<2.0	<0.50	<0.50	<0.50	<0.50	<0.50	<0.50	<0.50	<0.50	<2.0	NA	NA	NE	NE	NE
1,1,1-Trichloroethane	<0.5	<0.5	<0.9	<0.5	<1.0	<1.0	<1.0	<1.0	<1.0	<20.0	<20.0	<0.5	<0.5	<0.5	<0.5	<0.50	<0.50	<0.50	<0.50	<0.50	<0.50	<1.0	<1.0	<0.50	NA	NA	62,000	650	16,000
1,1,2-Trichloroethane	<0.5	<0.5	<0.7	<0.5	<1.0	<1.0	<1.0	<1.0	<1.0	<20.0	<20.0	<0.5	<0.5	<0.5	<0.5	<0.50	<0.50	<0.50	<0.50	<0.50	<0.50	<0.50	<0.50	<0.50	NA	NA	1,260	220	2,900
Trichloroethene	<0.5	<0.5	<1.0	<0.5	<1.0	<1.0	<1.0	<1.0	<1.0	<20.0	<20.0	<0.5	<0.5	<0.5	<0.5	<1.0	<1.0	<1.0	<1.0	<1.0	<1.0	<1.0	<1.0	<1.0	NA	NA	2,340	27	67
1,2,4-Trimethylbenzene	0.5	8.3	0.8	22.1	763	<1.0	1.0	207	<1.0	848	906	0.6	<0.5	<0.5	<0.5	0.78	<0.50	<0.50	180	1.6	330	<0.50	480	4	NA	NA	NE	NE	NE
1,3,5-Trimethylbenzene	<0.5	4.6	1.8	31.8	66.4	<1.0	<1.0	59.1	<1.0	236	212	<0.5	<0.5	<0.5	<0.5	<0.50	<0.50	<0.50	43	<0.50	74	<2.0	150	1.2	NA	NA	NE	NE	NE
Xylenes, total	<1.0	11.3	2.4	126.5	401.9	<2.0	8.5	362.7	<2.0	629	856	<1.0	<1.0	<1.0	<1.0	<2.0	<2.0	<2.0	277	<2.0	304	<2.0	506	1.1	NA	NA	NE	21,300	50,000
Total Metals (mg/l)																													
Arsenic	NA	NA	NA	NA	NA	NA	NA	NA	NA	NA	**<0.005**	**<0.01**	**0.01**	**<0.010**	**<0.010**	**<0.010**	**0.012**	**<0.010**	<0.004	<0.002	**0.0072**	<0.0020	0.0032	<0.002	<0.002	<0.002	0.004	NE	NE
Barium	NA	NA	NA	NA	NA	NA	NA	NA	NA	NA	0.449	0.146	0.124	0.107	0.104	0.15	0.20	0.16	0.17	0.19	0.560	0.200	0.440	0.140	0.170	0.130	NE	NE	NE
Silver	NA	NA	NA	NA	NA	NA	NA	NA	NA	NA	<0.005	0.012	<0.005	<0.005	<0.005	<0.0050	<0.0050	<0.0050	<0.0050	<0.0025	<0.0025	<0.0025	<0.0025	<0.0025	<0.0025	<0.0025	0.012	NE	NE
Zinc	NA	NA	NA	NA	NA	NA	NA	NA	NA	NA	NA	NA	NA	NA	NA	NA	NA	NA	NA	0.061	<0.05	<0.050	<0.050	<0.050	<0.050	<0.050	0.123	NE	NE

Notes:
NA - Not analyzed for this analyte.
NE - Not Established.
ND - Not Detected.
BRL - Below Laboratory Reporting Limit.
ug/l - micrograms per liter.
mg/l - milligrams per liter.
VOCs - Volatile Organic Compounds.
SVOCs - Semi Volatile Organic Compounds.
EPA - Environmental Protection Agency.
Bold indicates concentration exceeds the Surface Water Protection Criteria, Appendix D to Connecticut Remediation Standards (March 9, 2021).
Underline indicates concentration exceeds the Residential Volatilization Criteria for Substances in Groundwater, Appendix E to Connecticut Remediation Standards (March 9, 2021).
Italics indicates concentration exceeds the Industrial/ Commercial Volatilization Criteria for Soil Vapor, Appendix E to Connecticut Remediation Standards (March 9, 2021).
[D] Dissolved metals concentration
Acetone was detected in MW-10 at 11 ug/L during the July 2011 sampling event
Shading indicates four consecutive quarters of laboratory analytical results below the Remediation Standards indicated on this Table.

MW-11
Groundwater Analytical Results
Former CL&P Area Work Center
1654 King Street
Enfield, Connecticut

Well ID	MW-11																									Connecticut Remediation Standards		
Year	2003	2004		2005		2006		2007			2008			2009				2010				2011				2012	Surface Water Protection Criteria	Residential Volatilization Criteria	Industrial/ Commercial Volatilization Criteria
Month	October	April	October	April	October	April	October	April	July	October	April	July	October	January	April	July	October	January	April	July	October	January	April	July	October	January			
VOCs via EPA 8260 (ug/l)																													
Benzene	<0.5	<0.5	<0.6	<0.5	<1.0	<1.0	<1.0	<1.0	<1.0	<1.0	<1.0	<0.5	<0.5	<0.5	<0.5	<0.50	<0.50	<0.50	<0.50	<0.50	<0.50	<0.50	<0.50	NA	NA	NA	NA	710	215	530
Bromodichloromethane	<0.5	<0.5	<0.4	<0.5	<2.0	<1.0	<1.0	<1.0	<1.0	<1.0	<1.0	<0.5	<0.5	<0.5	<0.5	<0.50	<0.50	<0.50	<0.50	<5.0	<0.50	<0.50	<0.50	<0.50	NA	NA	NA	NA	NE	NE	NE
Bromomethane	<1.0	<1.0	<1.2	<1.0	<2.0	<5.0	<2.0	<2.0	<2.0	<2.0	<5.0	<1.0	<2.0	<1.0	<6.0	<5.0	<5.0	<0.50	<0.50	<0.50	<0.50	<0.50	NA	NA	NA	NA	NE	NE	NE
2-Butanone (MEK)	<5.0	<5.0	<10.0	<5.0	<20.0	<20.0	<20.0	<20.0	<20.0	<20.0	<20.0	<2.0	<2.0	<2.0	<2.0	<2.0	<2.0	<2.0	<2.0	<2.0	<2.0	<5.0	NA	NA	NA	NA	NE	50,000	50,000
n-Butylbenzene	<0.5	<0.5	<0.7	<0.5	<2.0	<1.0	<1.0	<1.0	<1.0	<1.0	<1.0	<1.0	<0.5	<0.5	<0.5	<1.0	<1.0	<1.0	<1.0	<1.0	<1.0	<1.0	NA	NA	NA	NA	NE	NE	NE
sec-Butylbenzene	<0.5	<0.5	<0.6	<0.5	<1.0	<1.0	<1.0	<1.0	<1.0	<1.0	<1.0	<0.5	<0.5	<0.5	<0.5	<1.0	<1.0	<1.0	<1.0	<1.0	<1.0	<1.0	NA	NA	NA	NA	NE	NE	NE
tert-Butylbenzene	<0.5	<0.5	<0.8	<0.5	<2.0	<1.0	<1.0	<1.0	<1.0	<1.0	<1.0	<0.5	<0.5	<0.5	<0.5	<1.0	<1.0	<1.0	<1.0	<1.0	<1.0	<1.0	NA	NA	NA	NA	NE	NE	NE
Chlorobenzene	<0.5	<0.5	<0.6	<0.5	<1.0	<1.0	<1.0	<1.0	<1.0	<1.0	<1.0	<0.5	<0.5	<0.5	<0.5	<0.50	<0.50	<1.0	<1.0	<1.0	<0.50	<0.50	NA	NA	NA	NA	420,000	1,800	23,000
Chloroform	<0.5	<0.5	<0.8	<0.5	<2.0	<2.0	<2.0	<2.0	<2.0	<2.0	<2.0	<0.5	<0.5	<0.5	<0.5	<0.50	<0.50	<0.50	<0.50	<0.50	<0.50	<0.50	NA	NA	NA	NA	14,100	26	62
2-Chlorotoluene	<0.5	<0.5	<0.6	<0.5	<1.0	<1.0	<1.0	<1.0	<1.0	<1.0	<1.0	<0.5	<0.5	<0.5	<0.5	<0.50	<0.50	<0.50	<0.50	<0.50	<0.50	<0.50	NA	NA	NA	NA	NE	NE	NE
4-Chlorotoluene	<0.5	<0.5	<0.6	<0.5	<2.0	<1.0	<1.0	<1.0	<1.0	<1.0	<1.0	<0.5	<0.5	<0.5	<0.5	<0.50	<0.50	<0.50	<0.50	<0.50	<0.50	<0.50	NA	NA	NA	NA	NE	NE	NE
1,2-Dichlorobenzene	<0.5	<0.5	<0.8	<0.5	<1.0	<1.0	<1.0	<1.0	<1.0	<1.0	<1.0	<0.5	<0.5	<0.5	<0.5	<0.50	<0.50	<0.50	<0.50	<0.50	<0.50	<0.50	NA	NA	NA	NA	170,000	5,100	50,000
1,4-Dichlorobenzene	<0.5	<0.5	<0.8	<0.5	<1.0	<1.0	<1.0	<1.0	<1.0	<1.0	<1.0	<0.5	<0.5	<0.5	<0.5	<0.50	<0.50	<0.50	<0.50	<0.50	<0.50	<0.50	NA	NA	NA	NA	26,000	4,300	50,000
Dichlorodifluoromethane	<0.5	<0.5	<1.0	<0.5	<2.0	<2.0	<2.0	<2.0	<2.0	<2.0	<2.0	<0.5	<0.5	<0.5	<0.5	<0.50	<0.50	<0.50	<0.50	<0.50	<0.50	<0.50	NA	NA	NA	NA	NE	NE	NE
1,1-Dichloroethane	<0.5	<0.5	<0.7	<0.5	<1.0	<1.0	<1.0	<1.0	<1.0	<1.0	<1.0	<0.5	<0.5	<0.5	<0.5	<0.50	<0.50	<0.50	<0.50	<0.50	<0.50	<0.50	NA	NA	NA	NA	NE	3,000	41,000
1,2-Dichloroethane	<0.5	<0.5	<0.9	<0.5	<1.0	<1.0	<1.0	<1.0	<1.0	<1.0	<1.0	<0.5	<0.5	<0.5	<0.5	<0.50	<0.50	<0.50	<0.50	<0.50	<0.50	<0.50	NA	NA	NA	NA	2,970	6.5	68
1,1-Dichloroethene	<0.5	<0.5	<0.6	<1.0	<1.0	<1.0	<1.0	<1.0	<1.0	<1.0	<1.0	<0.5	<0.5	<0.5	<0.5	<0.50	<0.50	<0.50	<0.50	<0.50	<0.50	<0.50	NA	NA	NA	NA	96	190	920
1,2-Dichloropropane	<0.5	<0.5	<0.6	<0.5	<1.0	<1.0	<1.0	<1.0	<1.0	<1.0	<1.0	<0.5	<0.5	<0.5	<0.5	<0.50	<0.50	<0.50	<0.50	<0.50	<0.50	<0.50	NA	NA	NA	NA	NE	7.4	58
Ethylbenzene	<0.5	<0.5	<0.6	<0.5	<2.0	<1.0	<1.0	<1.0	<1.0	<1.0	<1.0	2.0	<0.5	<0.5	<0.5	<0.50	0.53	<0.50	<0.50	<0.50	<0.50	<0.50	NA	NA	NA	NA	580,000	50,000	50,000
Isopropylbenzene	<0.5	<0.5	<0.4	<0.5	<2.0	<1.0	<1.0	<1.0	<1.0	<1.0	<1.0	<0.5	<0.5	<0.5	<0.5	<0.50	<0.50	<0.50	<0.50	<0.50	<0.50	<0.50	NA	NA	NA	NA	NE	NE	NE
p-Isopropyltoluene	<0.5	<0.5	<0.7	<0.5	<2.0	<1.0	<1.0	<1.0	<1.0	<1.0	<1.0	<0.5	<0.5	<0.5	<0.5	<0.50	<0.50	<0.50	<0.50	<0.50	<0.50	<0.50	NA	NA	NA	NA	NE	NE	NE
Methyl tert-butyl ether (MTBE)	<0.5	<0.5	<0.8	<0.5	<1.0	<1.0	<1.0	<1.0	<1.0	<1.0	<1.0	<0.5	<0.5	<0.5	<0.5	<0.50	<0.50	<0.50	<0.50	<0.50	<0.50	<0.50	NA	NA	NA	NA	NE	50,000	50,000
Naphthalene	0.6	<0.5	<1.0	<0.5	<3.0	<6.0	<2.0	3.3	<2.0	<2.0	3.9	<5.0	<1.0	3.2	<2.0	<3.0	12	<2.0	<2.0	<2.0	<2.0	<2.0	NA	NA	NA	NA	NE	NE	NE
n-Propylbenzene	<0.5	<0.5	<0.8	<0.5	<2.0	<1.0	<1.0	<1.0	<1.0	<1.0	<1.0	<0.5	<0.5	<0.5	<0.5	<1.0	<1.0	<1.0	<1.0	<1.0	<1.0	<1.0	NA	NA	NA	NA	NE	NE	NE
Tetrachloroethene	5.2	3.0	5.7	4.2	8.9	3.4	5.6	3.4	2.6	5.6	11.3	3.6	3.8	3.5	2.4	4.0	2.5	2.4	2.5	2.0	1.6	2.2	NA	NA	NA	NA	88	340	810
Toluene	<0.5	<0.5	<0.7	<0.5	<1.0	<1.0	<1.0	<1.0	<1.0	<1.0	<1.0	<0.5	<0.5	<0.5	<0.5	<1.0	<1.0	<1.0	<1.0	<1.0	<1.0	<1.0	NA	NA	NA	NA	4,000,000	23,500	50,000
1,2,4-Trichlorobenzene	<0.5	<0.5	<0.7	<0.5	<3.0	<5.0	<1.0	<1.0	<1.0	<1.0	<1.0	<0.5	<0.5	<0.5	<2.0	<0.50	<0.50	<0.50	<0.50	<0.50	<0.50	<0.50	NA	NA	NA	NA	NE	NE	NE
1,1,1-Trichloroethane	0.7	<0.5	<0.9	<0.5	1.9	<1.0	<1.0	<1.0	<1.0	<1.0	<1.0	<0.5	<0.5	<0.5	<0.5	<0.50	<0.50	<0.50	<0.50	<0.50	<0.50	1.3	NA	NA	NA	NA	62,000	650	16,000
1,1,2-Trichloroethane	<0.5	<0.5	<0.7	<0.5	<1.0	<1.0	<1.0	<1.0	<1.0	<1.0	<1.0	<0.5	<0.5	<0.5	<0.5	<0.50	<0.50	<0.50	<0.50	<0.50	<0.50	<0.50	NA	NA	NA	NA	1,260	220	2,900
Trichloroethene	<0.5	<0.5	<1.0	<0.5	<1.0	<1.0	<1.0	<1.0	<1.0	<1.0	<1.0	<0.5	<0.5	<0.5	<0.5	<1.0	<1.0	<1.0	<1.0	<1.0	<1.0	<1.0	NA	NA	NA	NA	2,340	27	67
1,2,4-Trimethylbenzene	<0.5	<0.5	<0.7	<0.5	<2.0	<1.0	<1.0	<1.0	<1.0	<1.0	<1.0	2.9	<0.5	<0.5	<0.5	<0.50	<0.50	<0.50	<0.50	<0.50	<0.50	<0.50	NA	NA	NA	NA	NE	NE	NE
1,3,5-Trimethylbenzene	<0.5	<0.5	1.7	<0.5	<2.0	<1.0	<1.0	<1.0	<1.0	<1.0	<1.0	<0.5	<0.5	<0.5	<0.5	<0.50	<0.50	<0.50	<0.50	<0.50	<0.50	<0.50	NA	NA	NA	NA	NE	NE	NE
Xylenes, total	<1.0	<1.0	<1.3	<1.0	<4.0	<2.0	<2.0	<2.0	<2.0	<2.0	<2.0	5.4	<1.0	<1.0	<1.0	<2.0	<2.0	<2.0	<2.0	<2.0	<2.0	<2.0	NA	NA	NA	NA	NE	21,300	50,000
Total Metals (mg/l)																													
Antimony	NA	NA	NA	NA	NA	NA	NA	NA	NA	NA	NA	NA	NA	NA	NA	NA	NA	NA	NA	5.8	NA	0.0054	0.0098	0.0100	0.0058	86	NE	NE
Arsenic	NA	NA	NA	NA	NA	NA	NA	NA	NA	NA	NA	NA	NA	NA	NA	NA	NA	NA	NA	<0.002	NA	<0.002	<0.002	<0.002	<0.002	0.004	NE	NE
Barium	NA	NA	NA	NA	NA	NA	NA	NA	NA	NA	NA	NA	NA	NA	NA	NA	NA	NA	NA	0.170	NA	0.120	0.170	0.180	0.170	NE	NE	NE
Silver	NA	NA	NA	NA	NA	NA	NA	NA	NA	NA	NA	NA	NA	NA	NA	NA	NA	NA	NA	<0.0025	NA	<0.0025	<0.0025	<0.0025	<0.0005	0.012	NE	NE
Zinc	NA	NA	NA	NA	NA	NA	NA	NA	NA	NA	NA	NA	NA	NA	NA	NA	NA	NA	NA	<0.05	NA	<0.050	<0.050	<0.050	<0.050	0.123	NE	NE

Notes:
NA - Not analyzed for this analyte.
NE - Not Established.
ND - Not Detected.
BRL - Below Laboratory Reporting Limit.
ug/l - micrograms per liter.
mg/l - milligrams per liter.
VOCs - Volatile Organic Compounds.
SVOCs - Semi Volatile Organic Compounds.
EPA - Environmental Protection Agency.
Bold indicates concentration exceeds the Surface Water Protection Criteria, Appendix D to Connecticut Remediation Standards (March 9, 2021).
Underline indicates concentration exceeds the Residential Volatilization Criteria for Substances in Groundwater, Appendix E to Connecticut Remediation Standards (March 9, 2021).
Italics indicates concentration exceeds the Industrial/ Commercial Volatilization Criteria for Soil Vapor, Appendix E to Connecticut Remediation Standards (March 9, 2021).
[D] Dissolved metals concentration
Shading indicates four consecutive quarters of laboratory analytical results below the Remediation Standards indicated on this Table.

MW-12
Groundwater Analytical Results
Former CL&P Area Work Center
1654 King Street
Enfield, Connecticut

Well ID	MW-12																											Connecticut Remediation Standards		
Year	2003	2004		2005		2006	2007		2008			2009				2010			2011				2012	2014	2015	2016	2017	2019	2021		2023	Surface Water Protection Criteria	Residential Volatilization Criteria	Industrial/ Commercial Volatilization Criteria
Month	October	April	October	April	October	October	April	October	April	July	October	January	April	July	October	April	July	October	January	April	July	October	January	April	May	May	June	July	May	August	October			
VOCs via EPA 8260 (ug/l)																																		
Acetone	NA	NA	NA	NA	NA	NA	ND	ND	ND	ND	42.7	<7.0	21.2	<5.0	<5.0	<5.0	<10	<5.0	<5.0	NA	NA	NA	NA	<5.0	73	<10	<10	<10	NA	NA	<25.0	NE	50,000	50,000
Benzene	<0.5	<0.5	<0.6	<0.5	<1.0	<1.0	<1.0	<1.0	<1.0	<0.5	<0.5	<0.5	<0.5	<0.50	<0.50	<0.50	<0.50	<0.50	<0.50	NA	NA	NA	NA	<0.50	<0.50	<0.50	<0.50	<0.50	<2.0	NA	NA	<1.0	710	215	530
Bromodichloromethane	<0.5	<0.5	<0.4	<0.5	<2.0	<1.0	<1.0	<1.0	<1.0	<0.5	<0.5	<0.5	<0.5	<0.50	<0.50	<0.50	<0.50	<0.50	<0.50	NA	NA	NA	NA	<0.50	<0.50	<0.50	<0.50	<0.50	<0.50	NA	NA	<0.4	NE	NE	NE
Bromomethane	<1.0	<1.0	<1.2	<1.0	<2.0	<2.0	<2.0	<2.0	<5.0	<1.0	<2.0	<1.0	<6.0	<5.0	<5.0	<0.50	<0.50	<0.50	<0.50	NA	NA	NA	NA	<1.0	<1.0	<2.0	<2.0	<2.0	<2.0	NA	NA	<2.0	NE	NE	NE
2-Butanone (MEK)	<5.0	<5.0	<10.0	<5.0	<20.0	<20.0	<20.0	<20.0	<20.0	<2.0	<2.0	<2.0	<2.0	<2.0	<2.0	<2.0	<2.0	<2.0	<5.0	NA	NA	NA	NA	<5.0	<5.0	<10	<10	<5.0	NA	NA	<25.0	NE	50,000	50,000
n-Butylbenzene	0.8	<0.5	<0.7	<0.5	<2.0	<1.0	2.2	2.2	<1.0	1.6	0.9	<0.5	<0.5	<1.0	<1.0	<1.0	<1.0	<1.0	<1.0	NA	NA	NA	NA	1.1	2.8	<1.0	<1.0	<1.0	<1.0	NA	NA	<1.0	NE	NE	NE
sec-Butylbenzene	<0.5	<0.5	4.1	<0.5	1.6	1.9	2.4	2.8	<1.0	1.6	1	<0.5	0.6	<1.0	<1.0	<1.0	<1.0	<1.0	<1.0	NA	NA	NA	NA	1.3	2.6	1.2	2.2	<1.0	NA	NA	<1.0	NE	NE	NE
tert-Butylbenzene	<0.5	<0.5	2.4	<0.5	<2.0	1.4	<1.0	2	<1.0	0.9	<0.5	<0.5	<0.5	<1.0	<1.0	<1.0	<1.0	<1.0	<1.0	NA	NA	NA	NA	<1.0	<1.0	<1.0	<1.0	<1.0	<1.0	NA	NA	<1.0	NE	NE	NE
Chlorobenzene	<0.5	<0.5	<0.6	<0.5	<1.0	<1.0	<1.0	<1.0	<1.0	<0.5	<0.5	<0.5	<0.5	<0.50	<0.50	<0.50	<0.50	<0.50	<0.50	NA	NA	NA	NA	<0.50	<0.50	<0.50	<0.50	<0.50	<0.50	NA	NA	<1.0	420,000	1,800	23,000
Chloroform	<0.5	<0.5	<0.8	<0.5	<2.0	<2.0	<2.0	<2.0	<2.0	<0.5	<0.5	<0.5	<0.5	<0.50	<0.50	<0.50	<0.50	<0.50	<0.50	NA	NA	NA	NA	<0.50	<0.50	<0.50	<0.50	<0.50	<0.50	NA	NA	<1.0	14,100	26	62
2-Chlorotoluene	<0.5	<0.5	<0.6	<0.5	<1.0	<1.0	<1.0	<1.0	<1.0	<0.5	<0.5	<0.5	<0.5	<0.50	<0.50	<0.50	<0.50	<0.50	<0.50	NA	NA	NA	NA	<0.50	<0.50	<0.50	<0.50	<0.50	<0.50	NA	NA	<1.0	NE	NE	NE
4-Chlorotoluene	<0.5	<0.5	<0.6	<0.5	<2.0	<1.0	<1.0	<1.0	<1.0	<0.5	<0.5	<0.5	<0.5	<0.50	<0.50	<0.50	<0.50	<0.50	<0.50	NA	NA	NA	NA	<0.50	<0.50	<0.50	<0.50	<0.50	<0.50	NA	NA	<1.0	NE	NE	NE
1,2-Dichlorobenzene	<0.5	<0.5	<0.8	<0.5	<1.0	<1.0	<1.0	<1.0	<1.0	<0.5	<0.5	<0.5	<0.5	<0.50	<0.50	<0.50	<0.50	<0.50	<0.50	NA	NA	NA	NA	<0.50	<0.50	<0.50	<0.50	<0.50	<0.50	NA	NA	<1.0	170,000	5,100	50,000
1,4-Dichlorobenzene	<0.5	<0.5	<0.8	<0.5	<1.0	<1.0	<1.0	<1.0	<1.0	<0.5	<0.5	<0.5	<0.5	<0.50	<0.50	<0.50	<0.50	<0.50	<0.50	NA	NA	NA	NA	<0.50	<0.50	<0.50	<0.50	<0.50	<0.50	NA	NA	<1.0	26,000	4,300	50,000
Dichlorodifluoromethane	<0.5	<0.5	<1.0	<0.5	<2.0	<2.0	<2.0	<2.0	<2.0	<0.5	<0.5	<0.5	<0.5	<0.50	<0.50	<0.50	<0.50	<0.50	<0.50	NA	NA	NA	NA	<0.50	<0.50	<0.50	<0.50	<0.50	<0.50	NA	NA	<2.0	NE	NE	NE
1,1-Dichloroethane	<0.5	<0.5	<0.7	<0.5	<1.0	<1.0	<1.0	<1.0	<1.0	<0.5	<0.5	<0.5	<0.5	<0.50	<0.50	<0.50	<0.50	<0.50	<0.50	NA	NA	NA	NA	<0.50	<0.50	<0.50	<0.50	<0.50	<0.50	NA	NA	<1.0	NE	3,000	41,000
1,2-Dichloroethane	<0.5	<0.5	<0.9	<0.5	<1.0	<1.0	<1.0	<1.0	<1.0	<0.5	<0.5	<0.5	<0.5	<0.50	<0.50	<0.50	<0.50	<0.50	<0.50	NA	NA	NA	NA	<5.0	<0.50	<0.50	<0.50	<0.50	<0.50	NA	NA	<1.0	2,970	6.5	68
1,1-Dichloroethene	<0.5	<0.5	<0.6	<1.0	<1.0	<1.0	<1.0	<1.0	<1.0	<0.5	<0.5	<0.5	<0.5	<0.50	<0.50	<0.50	<0.50	<0.50	<0.50	NA	NA	NA	NA	<0.50	<0.50	<0.50	<0.50	<0.50	<0.50	NA	NA	<1.0	96	190	920
1,2-Dichloropropane	<0.5	<0.5	<0.6	<0.5	<1.0	<1.0	<1.0	<1.0	<1.0	<0.5	<0.5	<0.5	<0.5	<0.50	<0.50	<0.50	<0.50	<0.50	<0.50	NA	NA	NA	NA	<0.50	<0.50	<0.50	<0.50	<0.50	<0.50	NA	NA	<1.0	NE	7.4	58
Ethylbenzene	<0.5	<0.5	<0.6	<0.5	<2.0	<1.0	<1.0	<1.0	<1.0	<0.5	<0.5	<0.5	<0.5	<0.50	1.3	<0.50	<0.50	<0.50	<0.50	NA	NA	NA	NA	<0.50	<0.50	<0.50	<0.50	<0.50	<0.50	NA	NA	<1.0	580,000	50,000	50,000
Isopropylbenzene	<0.5	<0.5	<0.4	<0.5	<2.0	<1.0	2	<1.0	<1.0	1.4	<0.5	<0.5	<0.5	<0.50	<0.50	<0.50	<0.50	<0.50	<0.50	NA	NA	NA	NA	0.94	1.6	0.64	1.2	<0.50	NA	NA	NA	<1.0	NE	NE	NE
p-Isopropyltoluene	<0.5	<0.5	<0.7	<0.5	<2.0	<1.0	<1.0	<1.0	<1.0	<0.5	<0.5	<0.5	<0.5	<0.50	<0.50	<0.50	<0.50	<0.50	<0.50	NA	NA	NA	NA	<0.50	<0.50	<0.50	<0.50	<0.50	<0.50	NA	NA	NA	NE	NE	NE
Methyl tert-butyl ether (MTBE)	0.9	<0.5	<0.8	<0.5	<1.0	<1.0	<1.0	1.5	<1.0	<0.5	1	<0.5	<0.5	<0.50	<0.50	<0.50	<0.50	0.97	<0.50	NA	NA	NA	NA	<0.50	<0.50	<0.50	<0.50	<0.50	<0.50	NA	NA	<1.0	NE	50,000	50,000
Naphthalene	0.8	<0.5	<1.0	<0.5	3	<2.0	4.5	<2.0	<2.0	<5.0	<1.0	1.7	<2.0	<3.0	16	<2.0	<2.0	<2.0	<2.0	NA	NA	NA	NA	<2.0	<2.0	<2.0	<2.0	<2.0	NA	NA	<1.0	NE	NE	NE
n-Propylbenzene	<0.5	<0.5	<0.8	<0.5	1.6	<1.0	3	<1.0	<1.0	1.9	<0.5	<0.5	<0.5	<1.0	<1.0	<1.0	<1.0	<1.0	<1.0	NA	NA	NA	NA	1.1	2.4	<1.0	<1.0	<1.0	NA	NA	<1.0	NE	NE	NE
Tetrachloroethene	<0.5	<0.5	<0.4	<0.5	<2.5	<1.0	<1.0	<1.0	<1.0	<0.5	<0.5	<0.5	<0.5	<1.0	<1.0	<1.0	<1.0	<1.0	<1.0	NA	NA	NA	NA	<1.0	<1.0	<1.0	<1.0	<1.0	NA	NA	<1.0	88	340	810
Toluene	<0.5	<0.5	<0.7	<0.5	<1.0	<1.0	<1.0	<1.0	<1.0	<0.5	<0.5	<0.5	<0.5	<1.0	<1.0	<1.0	<1.0	<1.0	<1.0	NA	NA	NA	NA	<1.0	<1.0	<1.0	<1.0	<1.0	NA	NA	<1.0	4,000,000	23,500	50,000
1,2,4-Trichlorobenzene	<0.5	<0.5	<0.7	<0.5	<3.0	<1.0	<1.0	<1.0	<1.0	<0.5	<0.5	<0.5	<2.0	<0.50	<0.50	<0.50	<0.50	<0.50	<0.50	NA	NA	NA	NA	<0.50	<2.0	<0.50	<2.0	<0.50	NA	NA	<1.0	NE	NE	NE
1,1,1-Trichloroethane	<0.5	<0.5	<0.9	<0.5	<1.0	<1.0	<1.0	<1.0	<1.0.	<0.5	<0.5	<0.5	<0.5	<0.50	<0.50	<0.50	<0.50	<0.50	<0.50	NA	NA	NA	NA	<0.50	<0.50	<0.50	<0.50	<0.50	<0.50	NA	NA	<1.0	62,000	650	16,000
1,1,2-Trichloroethane	<0.5	<0.5	<0.7	<0.5	<1.0	<1.0	<1.0	<1.0	<1.0	<0.5	<0.5	<0.5	<0.5	<0.50	<0.50	<0.50	<0.50	<0.50	<0.50	NA	NA	NA	NA	<0.50	<0.50	<0.50	<0.50	<0.50	<0.50	NA	NA	<1.0	1,260	220	2,900
Trichloroethene	<0.5	<0.5	<1.0	<0.5	<1.0	<1.0	<1.0	<1.0	<1.0	<0.5	<0.5	<0.5	<0.5	<1.0	<1.0	<1.0	<1.0	<1.0	<1.0	NA	NA	NA	NA	<1.0	<1.0	<1.0	<1.0	<1.0	<1.0	NA	NA	<1.0	2,340	27	67
1,2,4-Trimethylbenzene	<0.5	<0.5	<0.7	<0.5	<2.0	<1.0	<1.0	<1.0	<1.0	<0.5	<0.5	<0.5	<0.5	<0.50	<0.50	<0.50	<0.50	<0.50	<0.50	NA	NA	NA	NA	<0.50	<0.50	<0.50	<0.50	<0.50	<0.50	NA	NA	<1.0	NE	NE	NE
1,3,5-Trimethylbenzene	<0.5	<0.5	<1.0	<0.5	<2.0	<1.0	<1.0	<1.0	<1.0	<0.5	<0.5	<0.5	<0.5	<0.50	<0.50	<0.50	<0.50	<0.50	<0.50	NA	NA	NA	NA	<0.50	<0.50	<0.50	<0.50	<0.50	<0.50	NA	NA	<1.0	NE	NE	NE
Xylenes, total	<1.0	<1.0	<1.3	<1.0	<4.0	<2.0	<2.0	<2.0	<2.0	<1.0	<1.0	<1.0	<1.0	<2.0	<2.0	<2.0	<2.0	<2.0	<2.0	NA	NA	NA	NA	<2.0	<2.0	<2.0	<2.0	<2.0	<2.0	NA	NA	<2.0	NE	21,300	50,000
Total Metals (mg/l)																																		
Arsenic	NA	NA	NA	NA	NA	NA	NA	NA	NA	NA	NA	NA	NA	NA	NA	NA	NA	**0.0046**	<0.0020	<0.0020	0.0033	**0.0044**	0.0021	0.0025	0.0032	0.0036	0.0025/ 0.0048[D]	0.0015/ 0.0012[D]	0.0014	**0.0049**	0.003	0.004	NE	NE
Barium	NA	NA	NA	NA	NA	NA	NA	NA	NA	NA	NA	NA	NA	NA	NA	NA	NA	0.820	0.350	0.220	0.430	0.570	0.390	0.300	0.430	0.560	0.55/ 0.550[D]	0.830/ 0.860[D]	0.460	0.620	0.803	NE	NE	NE
Cadmium	NA	NA	NA	NA	NA	NA	NA	NA	NA	NA	NA	NA	NA	NA	NA	NA	NA	<0.00025	<0.00025	<0.00025	<0.00025	<0.00025	<0.00025	<0.00025	<0.00025	<0.00025	<0.00025	<0.00025	<0.00020	0.00054	<0.0025	0.006	NE	NE
Silver	NA	NA	NA	NA	NA	NA	NA	NA	NA	NA	NA	NA	NA	NA	NA	NA	NA	<0.0025	<0.0025	<0.0025	<0.0025	<0.0025	<0.0025	<0.0025	<0.0025	<0.0025	<0.0025/ <0.0025[D]	<0.0020/ <0.0020[D]	<0.00020	<0.00020	<0.005	0.012	NE	NE
Nickel	NA	NA	NA	NA	NA	NA	NA	NA	NA	NA	NA	NA	NA	NA	NA	NA	NA	<0.025	<0.025	<0.025	<0.025	<0.025	<0.025	<0.025	<0.025	<0.025	<0.025	<0.005	0.0066	<0.0050	<0.025	0.880	NE	NE
Zinc	NA	NA	NA	NA	NA	NA	NA	NA	NA	NA	NA	NA	NA	NA	NA	NA	NA	**0.210**	<0.050	<0.050	<0.050	<0.050	<0.050	<0.05	0.160	**0.290**	0.05/ <0.010[D]	0.041/ <0.010[D]	<0.010	0.052	0.0318	0.123	NE	NE
SVOCs via EPA 8270 (ug/l)																																		
Acenaphthene	NA	NA	NA	NA	NA	NA	NA	NA	NA	NA	NA	NA	NA	NA	NA	NA	NA	<0.30	<0.30	<0.30	<0.30	NA	NA	<0.30	<0.30	0.38	0.47	0.48	NA	NA	0.67	NE	NE	NE
Benzo(a)anthracene	NA	NA	NA	NA	NA	NA	NA	NA	NA	NA	NA	NA	NA	NA	NA	NA	NA	<0.050	<0.050	<0.050	<0.050	NA	NA	<0.050	<0.050	<0.050	<0.050	<0.051	NA	NA	<0.05	0.3	NE	NE
Benzo(a)pyrene	NA	NA	NA	NA	NA	NA	NA	NA	NA	NA	NA	NA	NA	NA	NA	NA	NA	<0.10	<0.10	<0.10	<0.10	NA	NA	<0.10	<0.10	<0.10	<0.10	<0.10	NA	NA	<0.05	0.3	NE	NE
Benzo(b)fluoranthene	NA	NA	NA	NA	NA	NA	NA	NA	NA	NA	NA	NA	NA	NA	NA	NA	NA	<0.050	<0.050	<0.050	<0.050	NA	NA	<0.050	<0.050	<0.050	<0.050	<0.051	NA	NA	<0.05	0.3	NE	NE
2-Methylnaphthalene	NA	NA	NA	NA	NA	NA	NA	NA	NA	NA	NA	NA	NA	NA	NA	NA	NA	<1.0	<1.0	<1.0	<1.0	NA	NA	<1.0	<1.0	<1.0	<1.0	<1.0	NA	NA	<0.20	NE	NE	NE
Naphthalene	NA	NA	NA	NA	NA	NA	NA	NA	NA	NA	NA	NA	NA	NA	NA	NA	NA	<1.0	<1.0	<1.0	<1.0	NA	NA	<1.0	<1.0	<1.0	<1.0	<1.0	NA	NA	<0.20	NE	NE	NE
Phenanthrene	NA	NA	NA	NA	NA	NA	NA	NA	NA	NA	NA	NA	NA	NA	NA	NA	NA	<0.050	<0.050	<0.050	<0.050	NA	NA	<0.050	<0.050	<0.050	<0.050	<0.051	NA	NA	<0.05	14	NE	NE

Notes:
NA - Not analyzed for this analyte.
NE - Not Established.
ND - Not Detected.
BRL - Below Laboratory Reporting Limit.
ug/l - micrograms per liter.
mg/l - milligrams per liter.
VOCs - Volatile Organic Compounds.
SVOCs - Semi Volatile Organic Compounds.
EPA - Environmental Protection Agency.
Bold indicates concentration exceeds the Surface Water Protection Criteria, Appendix D to Connecticut Remediation Standards (March 9, 2021).
Underline indicates concentration exceeds the Residential Volatilization Criteria for Substances in Groundwater, Appendix E to Connecticut Remediation Standards (March 9, 2021).
Italics indicates concentration exceeds the Industrial/ Commercial Volatilization Criteria for Soil Vapor, Appendix E to Connecticut Remediation Standards (March 9, 2021).
[D] Dissolved metals concentration
Shading indicates four consecutive quarters of laboratory analytical results below the Remediation Standards indicated on this Table.

MW-13
Groundwater Analytical Results
Former CL&P Area Work Center
1654 King Street
Enfield, Connecticut

Well ID	MW-13																										Connecticut Remediation Standards		
Year	2003	2004		2005		2007			2008			2009			2010				2011				2012	2014	2015	2016	2017	2021		2023			
Month	October	April	October	April	October	April	July	October	April	July	October	April	July	October	January	April	July	October	January	April	July	October †	January	April	May	May	June	May	August	October	Surface Water Protection Criteria	Residential Volatilization Criteria	Industrial/ Commercial Volatilization Criteria
VOCs via EPA 8260 (ug/l)																																	
Benzene	<0.5	<0.5	<0.6	<0.5	<1.0	<1.0	<1.0	<1.0	<1.0	<0.5	<0.5	<0.5	<0.50	<0.50	<0.50	<0.50	<0.50	<0.50	<0.50	NA	NA	NA	NA	<0.50	<0.50	<0.50	<0.50	NA	NA	<1.0	710	215	530
Bromodichloromethane	<0.5	<0.5	<0.4	<0.5	<2.0	<1.0	<1.0	<1.0	<1.0	<0.5	<0.5	<0.5	<0.50	<0.50	<5.0	<0.50	<0.50	<0.50	<0.50	NA	NA	NA	NA	<0.50	<0.50	<0.50	<0.50	NA	NA	<0.4	NE	NE	NE
Bromomethane	<1.0	<1.0	<1.2	<1.0	<2.0	<2.0	<2.0	<2.0	<5.0	<1.0	<2.0	<6.0	<5.0	<5.0	<0.50	<0.50	<0.50	<0.50	<0.50	NA	NA	NA	NA	<1.0	<1.0	<2.0	<2.0	NA	NA	<2.0	NE	NE	NE
2-Butanone (MEK)	<5.0	<5.0	<10.0	<5.0	<20.0	<20.0	<20.0	<20.0	<20.0	<2.0	<2.0	<2.0	<2.0	<2.0	<2.0	<2.0	<2.0	<2.0	<5.0	NA	NA	NA	NA	<5.0	<5.0	<10	<5.0	NA	NA	<25.0	NE	50,000	50,000
n-Butylbenzene	<0.5	<0.5	<0.7	<0.5	<2.0	<1.0	<1.0	<1.0	<1.0	<1.0	<0.5	<0.5	<1.0	<1.0	<1.0	<1.0	<1.0	<1.0	<1.0	NA	NA	NA	NA	<1.0	<1.0	<1.0	<1.0	NA	NA	<1.0	NE	NE	NE
sec-Butylbenzene	<0.5	<0.5	<0.6	<0.5	<1.0	<1.0	<1.0	<1.0	<1.0	<0.5	<0.5	<0.5	<1.0	<1.0	<1.0	<1.0	<1.0	<1.0	<1.0	NA	NA	NA	NA	<1.0	<1.0	<1.0	<1.0	NA	NA	<1.0	NE	NE	NE
tert-Butylbenzene	<0.5	<0.5	<0.8	<0.5	<2.0	<1.0	<1.0	<1.0	<1.0	<0.5	<0.5	<0.5	<1.0	<1.0	<1.0	<1.0	<1.0	<1.0	<1.0	NA	NA	NA	NA	<1.0	<1.0	<1.0	<1.0	NA	NA	<1.0	NE	NE	NE
Chlorobenzene	<0.5	<0.5	<0.6	<0.5	<1.0	<1.0	<1.0	<1.0	<1.0	<0.5	<0.5	<0.5	<0.50	<0.50	<0.50	<0.50	<0.50	<0.50	<0.50	NA	NA	NA	NA	<0.50	<0.50	<0.50	<0.50	NA	NA	<1.0	420,000	1,800	23,000
Chloroform	<0.5	<0.5	<0.8	<0.5	<2.0	<2.0	<2.0	<2.0	<2.0	<0.5	<0.5	<0.5	<0.50	<0.50	<0.50	<0.50	<0.50	<0.50	<0.50	NA	NA	NA	NA	<0.50	<0.50	<0.50	<0.50	NA	NA	<1.0	14,100	26	62
2-Chlorotoluene	<0.5	<0.5	<0.6	<0.5	<1.0	<1.0	<1.0	<1.0	<1.0	<0.5	<0.5	<0.5	<0.50	<0.50	<0.50	<0.50	<0.50	<0.50	<0.50	NA	NA	NA	NA	<0.50	<0.50	<0.50	<0.50	NA	NA	<1.0	NE	NE	NE
4-Chlorotoluene	<0.5	<0.5	<0.6	<0.5	<2.0	<1.0	<1.0	<1.0	<1.0	<0.5	<0.5	<0.5	<0.50	<0.50	<0.50	<0.50	<0.50	<0.50	<0.50	NA	NA	NA	NA	<0.50	<0.50	<0.50	<0.50	NA	NA	<1.0	NE	NE	NE
1,2-Dichlorobenzene	<0.5	<0.5	<0.8	<0.5	<1.0	<1.0	<1.0	1.2	<1.0	<0.5	<0.5	<0.5	<0.50	<0.50	<0.50	<0.50	<0.50	<0.50	<0.50	NA	NA	NA	NA	<0.50	<0.50	<0.50	<0.50	NA	NA	<1.0	170,000	5,100	50,000
1,4-Dichlorobenzene	<0.5	<0.5	<0.8	<0.5	<1.0	<1.0	<1.0	<1.0	<1.0	<0.5	<0.5	<0.5	<0.50	<0.50	<0.50	<0.50	<0.50	<0.50	<0.50	NA	NA	NA	NA	<0.50	<0.50	<0.50	<0.50	NA	NA	<1.0	26,000	4,300	50,000
Dichlorodifluoromethane	<0.5	<0.5	<1.0	<0.5	<2.0	<2.0	<2.0	<2.0	<2.0	<0.5	<0.5	<0.5	<0.50	<0.50	<0.50	<0.50	<0.50	<0.50	<0.50	NA	NA	NA	NA	<0.50	<0.50	<0.50	<0.50	NA	NA	<2.0	NE	NE	NE
1,1-Dichloroethane	<0.5	<0.5	<0.7	<0.5	<1.0	<1.0	<1.0	<1.0	<1.0	<0.5	<0.5	<0.5	<0.50	<0.50	<0.50	<0.50	<0.50	<0.50	<0.50	NA	NA	NA	NA	<0.50	<0.50	<0.50	<0.50	NA	NA	<1.0	NE	3,000	41,000
1,2-Dichloroethane	<0.5	<0.5	<0.9	<0.5	<1.0	<1.0	<1.0	<1.0	<1.0	<0.5	<0.5	<0.5	<0.50	<0.50	<0.50	<0.50	<0.50	<0.50	<0.50	NA	NA	NA	NA	<5.0	<5.0	<0.50	<0.50	NA	NA	<1.0	2,970	6.5	68
1,1-Dichloroethene	<0.5	<0.5	<0.6	<1.0	<1.0	<1.0	<1.0	<1.0	<1.0	<0.5	<0.5	<0.5	<0.50	<0.50	<0.50	<0.50	<0.50	<0.50	<0.50	NA	NA	NA	NA	<0.50	<0.50	<0.50	<0.50	NA	NA	<1.0	96	190	920
1,2-Dichloropropane	<0.5	<0.5	<0.6	<0.5	<1.0	<1.0	<1.0	<1.0	<1.0	<0.5	<0.5	<0.5	<0.50	<0.50	<0.50	<0.50	<0.50	<0.50	<0.50	NA	NA	NA	NA	<0.50	<0.50	<0.50	<0.50	NA	NA	<1.0	NE	7.4	58
Ethylbenzene	<0.5	<0.5	<0.6	<0.5	<2.0	<1.0	<1.0	<1.0	<1.0	1.9	<0.5	<0.5	<0.50	0.73	<0.50	<0.50	<0.50	<0.50	<0.50	NA	NA	NA	NA	<0.50	<0.50	<0.50	<0.50	NA	NA	<1.0	580,000	50,000	50,000
Isopropylbenzene	<0.5	<0.5	<0.4	<0.5	<2.0	<1.0	<1.0	<1.0	<1.0	<0.5	<0.5	<0.5	<0.50	<0.50	<0.50	<0.50	<0.50	<0.50	<0.50	NA	NA	NA	NA	<0.50	<0.50	<0.50	<0.50	NA	NA	<1.0	NE	NE	NE
p-Isopropyltoluene	<0.5	<0.5	<0.7	<0.5	<2.0	<1.0	<1.0	<1.0	<1.0	<0.5	<0.5	<0.5	<0.50	<0.50	<0.50	<0.50	<0.50	<0.50	<0.50	NA	NA	NA	NA	<0.50	<0.50	<0.50	<0.50	NA	NA	NA	NE	NE	NE
Methyl tert-butyl ether (MTBE)	<0.5	<0.5	<0.8	<0.5	<1.0	<1.0	<1.0	<1.0	<1.0	<0.5	<0.5	<0.5	<0.50	<0.50	<0.50	<0.50	<0.50	<0.50	<0.50	NA	NA	NA	NA	<0.50	<0.50	<0.50	<0.50	NA	NA	<1.0	NE	50,000	50,000
Naphthalene	4.9	<0.5	<1.0	<0.5	<3.0	<2.0	<2.0	<2.0	<2.0	<5.0	<1.0	<2.0	<3.0	18	2.1	<2.0	<2.0	<2.0	<2.0	NA	NA	NA	NA	<2.0	<2.0	<2.0	<2.0	NA	NA	<1.0	NE	NE	NE
n-Propylbenzene	<0.5	<0.5	<0.8	<0.5	1.5	<1.0	<1.0	<1.0	<1.0	<0.5	<0.5	<0.5	<1.0	<1.0	<1.0	<1.0	<1.0	<1.0	<1.0	NA	NA	NA	NA	<1.0	<1.0	<1.0	<1.0	NA	NA	<1.0	NE	NE	NE
Tetrachloroethene	<0.5	<0.5	<0.4	<0.5	<2.5	<1.0	<1.0	<1.0	<1.0	<0.5	0.5	<0.5	<1.0	<1.0	<1.0	<1.0	<1.0	<1.0	<1.0	NA	NA	NA	NA	<1.0	<1.0	<1.0	<1.0	NA	NA	<1.0	88	340	810
Toluene	<0.5	<0.5	<0.7	<0.5	<1.0	<1.0	<1.0	<1.0	<1.0	<0.5	<0.5	<0.5	<1.0	<1.0	<1.0	<1.0	<1.0	<1.0	<1.0	NA	NA	NA	NA	<1.0	<1.0	<1.0	<1.0	NA	NA	<1.0	4,000,000	23,500	50,000
1,2,4-Trichlorobenzene	<0.5	<0.5	<0.7	<0.5	<3.0	<1.0	<1.0	<1.0	<1.0	<0.5	<0.5	<2.0	<0.50	<0.50	<0.50	<0.50	<0.50	<0.50	<0.50	NA	NA	NA	NA	<0.50	<2.0	<0.50	<2.0	NA	NA	<1.0	NE	NE	NE
1,1,1-Trichloroethane	<0.5	<0.5	<0.9	<0.5	<1.0	<1.0	<1.0	<1.0	<1.0	<0.5	<0.5	<0.5	<0.50	<0.50	<0.50	<0.50	<0.50	<0.50	<0.50	NA	NA	NA	NA	<0.50	<0.50	<0.50	<0.50	NA	NA	<1.0	62,000	650	16,000
1,1,2-Trichloroethane	<0.5	<0.5	<0.7	<0.5	<1.0	<1.0	<1.0	<1.0	<1.0	<0.5	<0.5	<0.5	<0.50	<0.50	<0.50	<0.50	<0.50	<0.50	<0.50	NA	NA	NA	NA	<0.50	<0.50	<0.50	<0.50	NA	NA	<1.0	1,260	220	2,900
Trichloroethene	<0.5	<0.5	<1.0	<0.5	<1.0	<1.0	<1.0	<1.0	<1.0	<0.5	<0.5	<0.5	<1.0	<1.0	<1.0	<1.0	<1.0	<1.0	<1.0	NA	NA	NA	NA	<1.0	<1.0	<1.0	<1.0	NA	NA	<1.0	2,340	27	67
1,2,4-Trimethylbenzene	<0.5	<0.5	<0.7	<0.5	<2.0	<1.0	<1.0	<1.0	<1.0	2.5	<0.5	<0.5	0.6	0.6	<0.50	<0.50	<0.50	<0.50	<0.50	NA	NA	NA	NA	<0.50	<0.50	<0.50	<0.50	NA	NA	<1.0	NE	NE	NE
1,3,5-Trimethylbenzene	<0.5	<0.5	1.7	<0.5	<2.0	<1.0	<1.0	<1.0	<1.0	<0.5	<0.5	<0.5	<0.50	<0.50	<0.50	<0.50	<0.50	<0.50	<0.50	NA	NA	NA	NA	<0.50	<0.50	<0.50	<0.50	NA	NA	<1.0	NE	NE	NE
Xylenes, total	<1.0	<1.0	<1.3	<1.0	<4.0	<2.0	<2.0	<2.0	<2.0	5	<1.0	<1.0	<2.0	<2.0	<2.0	<2.0	<2.0	<2.0	<2.0	NA	NA	NA	NA	<2.0	<2.0	<2.0	<2.0	NA	NA	<2.0	NE	21,300	50,000
Total Metals (mg/l)																																	
Arsenic	NA	NA	NA	NA	NA	NA	NA	NA	NA	NA	NA	NA	NA	NA	NA	NA	**0.0063**	**0.0079**	**0.0052**	**0.0081**	**0.02**	**0.018**	**0.0062**	**0.036**	**0.030**	**0.0084 / 0.0078[D]**	**0.025 / 0.012[D]**	**0.010**	**0.014**	**0.0323**	0.004	NE	NE
Antimony	NA	NA	NA	NA	NA	NA	NA	NA	NA	NA	NA	NA	NA	NA	NA	NA	ND	ND	ND	ND	ND	ND	ND	ND	ND	ND	ND	0.0011	0.0012	<0.001	86	NE	NE
Barium	NA	NA	NA	NA	NA	NA	NA	NA	NA	NA	NA	NA	NA	NA	NA	NA	0.230	0.098	0.150	0.230	0.230	0.240	0.077	0.18	0.270	<0.050	0.47/ 0.370[D]	0.230	0.240	0.330	NE	NE	NE
Cadmium	NA	NA	NA	NA	NA	NA	NA	NA	NA	NA	NA	NA	NA	NA	NA	NA	ND	ND	ND	ND	ND	ND	ND	ND	ND	ND	ND	0.00043	0.0014	<0.0025	0.006	NE	NE
Chromium	NA	NA	NA	NA	NA	NA	NA	NA	NA	NA	NA	NA	NA	NA	NA	NA	ND	ND	ND	ND	ND	ND	ND	<0.005	<0.005	<0.005	0.0092/ <0.0050[D]	0.0011	0.0016	<0.01	0.11	NE	NE
Copper	NA	NA	NA	NA	NA	NA	NA	NA	NA	NA	NA	NA	NA	NA	NA	NA	ND	ND	ND	ND	ND	ND	ND	<0.025	<0.025	<0.025	0.03/ <0.0250[D]	0.0050	0.0071	0.0148	0.048	NE	NE
Lead	NA	NA	NA	NA	NA	NA	NA	NA	NA	NA	NA	NA	NA	NA	NA	NA	ND	ND	ND	ND	ND	ND	ND	<0.005	<0.005	<0.005	0.012/ <0.0050[D]	<0.0005	0.0015	<0.01	0.013	NE	NE
Silver	NA	NA	NA	NA	NA	NA	NA	NA	NA	NA	NA	NA	NA	NA	NA	NA	<0.0025	<0.0025	<0.0025	<0.0025	<0.0025	<0.0025	<0.0025	<0.0025	<0.0025	<0.0025	<0.0025/ <0.0025[D]	<0.00020	<0.00020	<0.005	0.012	NE	NE
Zinc	NA	NA	NA	NA	NA	NA	NA	NA	NA	NA	NA	NA	NA	NA	NA	NA	**0.210**	**0.150**	<0.100	0.100	**0.150**	0.087	0.086	0.11	**0.210**	<0.050	**0.31**/ 0.091[D]	0.110	0.120	**0.166**	0.123	NE	NE
SVOCs via EPA 8270 (ug/l)																																	
Benzo(a)anthracene	NA	NA	NA	NA	NA	NA	NA	NA	NA	NA	NA	NA	NA	NA	NA	NA	<0.050	<0.050	<0.050	<0.050	NA	NA	NA	<0.050	<0.050	<0.050	0.081	NA	NA	0.05	0.3	NE	NE
Benzo(a)pyrene	NA	NA	NA	NA	NA	NA	NA	NA	NA	NA	NA	NA	NA	NA	NA	NA	<0.10	<0.10	<0.10	<0.10	NA	NA	NA	<0.10	<0.10	<0.10	0.12	NA	NA	0.06	0.3	NE	NE
Benzo(b)fluoranthene	NA	NA	NA	NA	NA	NA	NA	NA	NA	NA	NA	NA	NA	NA	NA	NA	<0.050	<0.050	<0.050	<0.050	NA	NA	NA	<0.050	<0.050	0.12	0.15	NA	NA	<0.05	0.3	NE	NE
2-Methylnaphthalene	NA	NA	NA	NA	NA	NA	NA	NA	NA	NA	NA	NA	NA	NA	NA	NA	<1.0	<1.0	<1.0	<1.0	NA	NA	NA	<1.0	<1.0	<1.0	<1.0	NA	NA	<0.19	NE	NE	NE
Naphthalene	NA	NA	NA	NA	NA	NA	NA	NA	NA	NA	NA	NA	NA	NA	NA	NA	<1.0	<1.0	<1.0	<1.0	NA	NA	NA	<1.0	<1.0	<1.0	<1.0	NA	NA	<0.19	NE	NE	NE
Phenanthrene	NA	NA	NA	NA	NA	NA	NA	NA	NA	NA	NA	NA	NA	NA	NA	NA	<0.050	<0.050	<0.050	<0.050	NA	NA	NA	<0.050	<0.050	<0.050	0.065	NA	NA	<0.05	14	NE	NE

Notes:
NA - Not analyzed for this analyte.
NE - Not Established.
ND - Not Detected.
BRL - Below Laboratory Reporting Limit.
ug/l - micrograms per liter.
mg/l - milligrams per liter.
VOCs - Volatile Organic Compounds.
SVOCs - Semi Volatile Organic Compounds.
EPA - Environmental Protection Agency.
Bold indicates concentration exceeds the Surface Water Protection Criteria, Appendix D to Connecticut Remediation Standards (March 9, 2021).
Underline indicates concentration exceeds the Residential Volatilization Criteria for Substances in Groundwater, Appendix E to Connecticut Remediation Standards (March 9, 2021).
Italics indicates concentration exceeds the Industrial/ Commercial Volatilization Criteria for Soil Vapor, Appendix E to Connecticut Remediation Standards (March 9, 2021).
[D] Dissolved metals concentration
† - MW-13 sample was passed through a 10 micron filter during the October 12, 2011 sampling event for total metals.
Nickel was detected in MW-13 (filtered with a 10 micron filter) at 0.038 mg/l during the October 2011 sampling event.
Shading indicates four consecutive quarters of laboratory analytical results below the Remediation Standards indicated on this Table.

MW-17
Groundwater Analytical Results
Former CL&P Area Work Center
1654 King Street
Enfield, Connecticut

Well ID	MW-17																							Connecticut Remediation Standards		
Year	2003	2004		2005		2006		2007			2008			2009			2010				2011				Surface Water Protection Criteria	Residential Volatilization Criteria	Industrial/ Commercial Volatilization Criteria
Month	October	April	October	April	October	April	October	April	July	October	April	July	October	April	July	October	January	April	July	October	January	April	July	October			
VOCs via EPA 8260 (ug/l)																											
Benzene	<0.5	<0.5	<0.6	<0.5	<1.0	<1.0	<1.0	<1.0	<1.0	<1.0	<1.0	<0.5	<0.5	<0.5	<0.50	<0.50	NA	<0.50	<0.50	<0.50	<0.50	NA	NA	NA	710	215	530
Bromodichloromethane	<0.5	<0.5	<0.4	<0.5	<2.0	<1.0	<1.0	<1.0	<1.0	<1.0	<1.0	<0.5	<0.5	<0.5	<0.50	<0.50	NA	<0.50	<0.50	<0.50	<0.50	NA	NA	NA	NE	NE	NE
Bromomethane	<1.0	<1.0	<1.2	<1.0	<2.0	<5.0	<2.0	<2.0	<2.0	<2.0	<5.0	<1.0	<2.0	<6.0	<5.0	<5.0	NA	<0.50	<0.50	<0.50	<0.50	NA	NA	NA	NE	NE	NE
2-Butanone (MEK)	<5.0	<5.0	<10.0	<5.0	<20.0	<20.0	<20.0	<20.0	<20.0	<20.0	<20.0	<2.0	<2.0	<2.0	<2.0	<2.0	NA	<2.0	<2.0	<2.0	<5.0	NA	NA	NA	NE	50,000	50,000
n-Butylbenzene	<0.5	<0.5	<0.7	<0.5	<2.0	<1.0	<1.0	<1.0	<1.0	<1.0	<1.0	<1.0	<0.5	<0.5	<1.0	<1.0	NA	<1.0	<1.0	<1.0	<1.0	NA	NA	NA	NE	NE	NE
sec-Butylbenzene	<0.5	<0.5	<0.6	<0.5	<1.0	<1.0	<1.0	<1.0	<1.0	<1.0	<1.0	<0.5	<0.5	<0.5	<1.0	<1.0	NA	<1.0	<1.0	<1.0	<1.0	NA	NA	NA	NE	NE	NE
tert-Butylbenzene	<0.5	<0.5	<0.8	<0.5	<2.0	<1.0	<1.0	<1.0	<1.0	<1.0	<1.0	<0.5	<0.5	<0.5	<1.0	<1.0	NA	<1.0	<1.0	<1.0	<1.0	NA	NA	NA	NE	NE	NE
Chlorobenzene	<0.5	<0.5	<0.6	<0.5	<1.0	<1.0	<1.0	<1.0	<1.0	<1.0	<1.0	<0.5	<0.5	<0.5	<0.50	<0.50	NA	<0.50	<0.50	<0.50	<0.50	NA	NA	NA	420,000	1,800	23,000
Chloroform	<0.5	<0.5	<0.8	<0.5	<2.0	<2.0	<2.0	<2.0	<2.0	<2.0	<2.0	<0.5	<0.5	<0.5	<0.50	<0.50	NA	<0.50	<0.50	<0.50	<0.50	NA	NA	NA	14,100	26	62
2-Chlorotoluene	<0.5	<0.5	<0.6	<0.5	<1.0	<1.0	<1.0	<1.0	<1.0	<1.0	<1.0	<0.5	<0.5	<0.5	<0.50	<0.50	NA	<0.50	<0.50	<0.50	<0.50	NA	NA	NA	NE	NE	NE
4-Chlorotoluene	<0.5	<0.5	<0.6	<0.5	<2.0	<1.0	<1.0	<1.0	<1.0	<1.0	<1.0	<0.5	<0.5	<0.5	<0.50	<0.50	NA	<0.50	<0.50	<0.50	<1.0	NA	NA	NA	NE	NE	NE
1,2-Dichlorobenzene	<0.5	<0.5	<0.8	<0.5	<1.0	<1.0	<1.0	<1.0	<1.0	<1.0	<1.0	<0.5	<0.5	<0.5	<0.50	<0.50	NA	<0.50	<0.50	<0.50	<0.50	NA	NA	NA	170,000	5,100	50,000
1,4-Dichlorobenzene	<0.5	<0.5	<0.8	<0.5	<1.0	<1.0	<1.0	<1.0	<1.0	<1.0	<1.0	<0.5	<0.5	<0.5	<0.50	<0.50	NA	<0.50	<0.50	<0.50	<0.50	NA	NA	NA	26,000	4,300	50,000
Dichlorodifluoromethane	<0.5	<0.5	<1.0	<0.5	<2.0	<5.0	<2.0	<2.0	<2.0	<2.0	<2.0	<0.5	<0.5	<0.5	<0.50	<0.50	NA	<0.50	<0.50	<0.50	<0.50	NA	NA	NA	NE	NE	NE
1,1-Dichloroethane	<0.5	<0.5	<0.7	<0.5	<1.0	<1.0	<1.0	<1.0	<1.0	<1.0	<1.0	<0.5	<0.5	<0.5	<0.50	<0.50	NA	<0.50	<0.50	<0.50	<0.50	NA	NA	NA	NE	3,000	41,000
1,2-Dichloroethane	<0.5	<0.5	<0.9	<0.5	<1.0	<1.0	<1.0	<1.0	<1.0	<1.0	<1.0	<0.5	<0.5	<0.5	<0.50	<0.50	NA	<0.50	<0.50	<0.50	<0.50	NA	NA	NA	2,970	6.5	68
1,1-Dichloroethene	<0.5	<0.5	<0.6	<1.0	<1.0	<1.0	<1.0	<1.0	<1.0	<1.0	<1.0	<0.5	<0.5	<0.5	<0.50	<0.50	NA	<0.50	<0.50	<0.50	<0.50	NA	NA	NA	96	190	920
1,2-Dichloropropane	<0.5	<0.5	<0.6	<0.5	<1.0	<1.0	<1.0	<1.0	<1.0	<1.0	<1.0	<0.5	<0.5	<0.5	<0.50	<0.50	NA	<0.50	<0.50	<0.50	<0.50	NA	NA	NA	NE	7.4	58
Ethylbenzene	<0.5	<0.5	<0.6	<0.5	<2.0	<1.0	<1.0	1.1	<1.0	<1.0	<1.0	0.6	<0.5	<0.5	<0.50	1.4	NA	<0.50	<0.50	<0.50	<0.50	NA	NA	NA	580,000	50,000	50,000
Isopropylbenzene	<0.5	<0.5	<0.4	<0.5	<2.0	<1.0	<1.0	<1.0	<1.0	<1.0	<1.0	<0.5	<0.5	<0.5	<0.50	<0.50	NA	<0.50	<0.50	<0.50	<1.0	NA	NA	NA	NE	NE	NE
p-Isopropyltoluene	<0.5	<0.5	<0.7	<0.5	<2.0	<1.0	<1.0	<1.0	<1.0	<1.0	<1.0	<0.5	<0.5	<0.5	<0.50	<0.50	NA	<0.50	<0.50	<0.50	<1.0	NA	NA	NA	NE	NE	NE
Methyl tert-butyl ether (MTBE)	<0.5	<0.5	<0.8	<0.5	<1.0	<1.0	<1.0	<1.0	<1.0	<1.0	<1.0	<0.5	<0.5	<0.5	<0.50	<0.50	NA	<0.50	<0.50	<0.50	<0.50	NA	NA	NA	NE	50,000	50,000
Naphthalene	3.7	<0.5	<1.0	<0.5	<3.0	<2.0	<2.0	7.4	<2.0	<2.0	<2.0	<5.0	<1.0	<2.0	3.3	23	NA	<2.0	<2.0	<2.0	<2.0	NA	NA	NA	NE	NE	NE
n-Propylbenzene	<0.5	<0.5	<0.8	<0.5	<2.0	<1.0	<1.0	<1.0	<1.0	<1.0	<1.0	<0.5	<0.5	<0.5	<1.0	<1.0	NA	<1.0	<1.0	<1.0	<1.0	NA	NA	NA	NE	NE	NE
Tetrachloroethene	<0.5	<0.5	<0.4	<0.5	<2.5	<1.0	<1.0	<1.0	<1.0	<1.0	<1.0	<0.5	<0.5	<0.5	<1.0	<1.0	NA	<1.0	<1.0	<1.0	<1.0	NA	NA	NA	88	340	810
Toluene	<0.5	<0.5	<0.7	<0.5	<1.0	<1.0	<1.0	<1.0	<1.0	<1.0	<1.0	<0.5	<0.5	<0.5	<1.0	<1.0	NA	<1.0	<1.0	<1.0	<1.0	NA	NA	NA	4,000,000	23,500	50,000
1,2,4-Trichlorobenzene	<0.5	<0.5	<0.7	<0.5	<3.0	<1.0	<1.0	<1.0	<1.0	<1.0	<1.0	<0.5	<0.5	<2.0	<0.50	<0.50	NA	<0.50	<0.50	<0.50	<0.50	NA	NA	NA	NE	NE	NE
1,1,1-Trichloroethane	<0.5	<0.5	<0.9	<0.5	<1.0	<1.0	<1.0	<1.0	<1.0	<1.0	<1.0	<0.5	<0.5	<0.5	<0.50	<0.50	NA	<0.50	<0.50	<0.50	<1.0	NA	NA	NA	62,000	650	16,000
1,1,2-Trichloroethane	<0.5	<0.5	<0.7	<0.5	<1.0	<1.0	<1.0	<1.0	<1.0	<1.0	<1.0	<0.5	<0.5	<0.5	<0.50	<0.50	NA	<0.50	<0.50	<0.50	<0.50	NA	NA	NA	1,260	220	2,900
Trichloroethene	<0.5	<0.5	<1.0	<0.5	<1.0	<1.0	<1.0	<1.0	<1.0	<1.0	<1.0	<0.5	<0.5	<0.5	<1.0	<1.0	NA	<1.0	<1.0	<1.0	<1.0	NA	NA	NA	2,340	27	67
1,2,4-Trimethylbenzene	<0.5	<0.5	<0.7	<0.5	<2.0	<1.0	<1.0	<1.0	<1.0	<1.0	<1.0	<0.5	<0.5	<0.5	<0.50	<0.50	NA	<0.50	<0.50	<0.50	<0.50	NA	NA	NA	NE	NE	NE
1,3,5-Trimethylbenzene	<0.5	<0.5	<1.0	<0.5	<2.0	<1.0	<1.0	<1.0	<1.0	<1.0	<1.0	<0.5	<0.5	<0.5	<0.50	<0.50	NA	<0.50	<0.50	<0.50	<2.0	NA	NA	NA	NE	NE	NE
Xylenes, total	<1.0	<1.0	<1.3	<1.0	<4.0	<2.0	<2.0	<2.0	<2.0	<2.0	<2.0	<1.0	<1.0	<1.0	<2.0	<2.0	NA	<2.0	<2.0	<2.0	<2.0	NA	NA	NA	NE	21,300	50,000
Total Metals (mg/l)																											
Arsenic	NA	NA	NA	NA	NA	NA	NA	NA	NA	NA	NA	NA	NA	NA	NA	NA	NA	NA	NA	<0.002	<0.0020	<0.0020	<0.002	NA	0.004	NE	NE
Barium	NA	NA	NA	NA	NA	NA	NA	NA	NA	NA	NA	NA	NA	NA	NA	NA	NA	NA	NA	0.230	0.170	<0.050	0.110	NA	NE	NE	NE
Silver	NA	NA	NA	NA	NA	NA	NA	NA	NA	NA	NA	NA	NA	NA	NA	NA	NA	NA	NA	<0.0025	<0.0025	<0.0025	<0.0025	NA	0.012	NE	NE
Zinc	NA	NA	NA	NA	NA	NA	NA	NA	NA	NA	NA	NA	NA	NA	NA	NA	NA	NA	NA	<0.05	<0.050	<0.050	<0.050	NA	0.123	NE	NE
SVOCs via EPA 8270 (ug/l)																											
Benzo(a)anthracene	NA	NA	NA	NA	NA	NA	NA	NA	NA	NA	NA	NA	NA	NA	NA	NA	NA	NA	NA	NA	<0.050	<0.050	<0.050	<0.050	0.3	NE	NE
Benzo(b)fluoranthene	NA	NA	NA	NA	NA	NA	NA	NA	NA	NA	NA	NA	NA	NA	NA	NA	NA	NA	NA	NA	<0.050	<0.050	<0.050	<0.050	0.3	NE	NE
Naphthalene	NA	NA	NA	NA	NA	NA	NA	NA	NA	NA	NA	NA	NA	NA	NA	NA	NA	NA	NA	NA	<1.0	<1.0	<1.0	<1.0	NE	NE	NE
Phenanthrene	NA	NA	NA	NA	NA	NA	NA	NA	NA	NA	NA	NA	NA	NA	NA	NA	NA	NA	NA	NA	<0.050	<0.050	<0.050	<0.050	14	NE	NE

Notes:
NA - Not analyzed for this analyte.
NE - Not Established.
ND - Not Detected.
BRL - Below Laboratory Reporting Limit.
ug/l - micrograms per liter.
mg/l - milligrams per liter.
VOCs - Volatile Organic Compounds.
SVOCs - Semi Volatile Organic Compounds.
EPA - Environmental Protection Agency.
Bold indicates concentration exceeds the Surface Water Protection Criteria, Appendix D to Connecticut Remediation Standards (March 9, 2021).
Underling indicates concentration exceeds the Residential Volatilization Criteria for Substances in Groundwater, Appendix E to Connecticut Remediation Standards (March 9, 2021).
Italics indicates concentration exceeds the Industrial/ Commercial Volatilization Criteria for Soil Vapor, Appendix E to Connecticut Remediation Standards (March 9, 2021).
[D] Dissolved metals concentration
Shading indicates four consecutive quarters of laboratory analytical results below the Remediation Standards indicated on this Table.

MW-18
Groundwater Analytical Results
Former CL&P Area Work Center
1654 King Street
Enfield, Connecticut

Well ID	MW-18																					Connecticut Remediation Standards		
Year	2003	2004		2005		2006		2007			2008			2009				2010				2011	Surface Water Protection Criteria	Residential Volatilization Criteria	Industrial/ Commercial Volatilization Criteria
Month	October	April	October	April	October	April	October	April	July	October	April	July	October	January	April	July	October	January	April	July	October	January			
VOCs via EPA 8260 (ug/l)																									
Benzene	<0.5	<0.5	<0.6	<0.5	<1.0	<1.0	<1.0	<1.0	<1.0	<1.0	<1.0	<0.5	1.0	<0.5	<0.5	<0.50	<0.50	<0.50	<0.50	<0.50	<0.50	<0.50	710	215	530
Bromodichloromethane	<0.5	<0.5	<0.4	<0.5	<2.0	<1.0	<1.0	<1.0	<1.0	<1.0	<1.0	<0.5	<0.5	<0.5	<0.5	<0.50	<0.50	<5.0	<0.50	<0.50	<0.50	<0.50	NE	NE	NE
Bromomethane	<1.0	<1.0	<1.2	<1.0	<2.0	<5.0	<2.0	<2.0	<2.0	<2.0	<5.0	<1.0	<2.0	<1.0	<6.0	<5.0	<5.0	<0.50	<0.50	<0.50	<0.50	<0.50	NE	NE	NE
2-Butanone (MEK)	<5.0	<5.0	<10.0	<5.0	<20.0	<20.0	<20.0	<20.0	<20.0	<20.0	<20.0	<2.0	<2.0	<2.0	<2.0	<2.0	<2.0	<2.0	<2.0	<2.0	<2.0	<5.0	NE	50,000	50,000
n-Butylbenzene	<0.5	<0.5	<0.7	<0.5	<2.0	<1.0	<1.0	<1.0	<1.0	<1.0	<1.0	<1.0	0.5	<0.5	<0.5	<1.0	<1.0	<1.0	<1.0	<1.0	<1.0	<1.0	NE	NE	NE
sec-Butylbenzene	<0.5	<0.5	<0.6	<0.5	<1.0	<1.0	<1.0	<1.0	<1.0	<1.0	<1.0	<0.5	<0.5	<0.5	<0.5	<1.0	<1.0	<1.0	<1.0	<1.0	<1.0	<1.0	NE	NE	NE
tert-Butylbenzene	<0.5	<0.5	<0.8	<0.5	<2.0	<1.0	<1.0	<1.0	<1.0	<1.0	<1.0	<0.5	<0.5	<0.5	<0.5	<1.0	<1.0	<1.0	<1.0	<1.0	<1.0	<1.0	NE	NE	NE
Chlorobenzene	<0.5	<0.5	<0.6	<0.5	<1.0	<1.0	<1.0	<1.0	<1.0	<1.0	<1.0	<0.5	<0.5	<0.5	<0.5	<0.50	<0.50	<0.50	<0.50	<0.50	<0.50	<0.50	420,000	1,800	23,000
Chloroform	<0.5	<0.5	<0.8	<0.5	<2.0	<2.0	<2.0	<2.0	<2.0	<2.0	<2.0	<0.5	<0.5	<0.5	<0.5	<0.50	<0.50	<0.50	<0.50	<0.50	<0.50	<0.50	14,100	26	62
2-Chlorotoluene	<0.5	<0.5	<0.6	<0.5	<1.0	<1.0	<1.0	<1.0	<1.0	<1.0	<1.0	<0.5	<0.5	<0.5	<0.5	<0.50	<0.50	<0.50	<0.50	<0.50	<0.50	<0.50	NE	NE	NE
4-Chlorotoluene	<0.5	<0.5	<0.6	<0.5	<2.0	<1.0	<1.0	<1.0	<1.0	<1.0	<1.0	<0.5	<0.5	<0.5	<0.5	<0.50	<0.50	<0.50	<0.50	<0.50	<0.50	<1.0	NE	NE	NE
1,2-Dichlorobenzene	<0.5	<0.5	<0.8	<0.5	<1.0	<1.0	<1.0	<1.0	<1.0	<1.0	<1.0	<0.5	<0.5	<0.5	<0.5	<0.50	<0.50	<0.50	<0.50	<0.50	<0.50	<0.50	170,000	5,100	50,000
1,4-Dichlorobenzene	<0.5	<0.5	<0.8	<0.5	<1.0	<1.0	<1.0	<1.0	<1.0	<1.0	<1.0	<0.5	<0.5	<0.5	<0.5	<0.50	<0.50	<0.50	<0.50	<0.50	<0.50	<0.50	26,000	4,300	50,000
Dichlorodifluoromethane	<0.5	<0.5	<1.0	<0.5	<2.0	<5.0	<2.0	<2.0	<2.0	<2.0	<2.0	<0.5	<0.5	<0.5	<0.5	<0.50	<0.50	<0.50	<0.50	<0.50	<0.50	<0.50	NE	NE	NE
1,1-Dichloroethane	<0.5	<0.5	<0.7	<0.5	<1.0	<1.0	1.0	<1.0	<1.0	<1.0	<1.0	<0.5	0.6	<0.5	<0.5	<0.50	0.66	<0.50	<0.50	0.55	0.69	0.50	NE	3,000	41,000
1,2-Dichloroethane	0.7	<0.5	<0.9	<0.5	<1.0	<1.0	<1.0	<1.0	<1.0	<1.0	<1.0	<0.5	<0.5	<0.5	<0.5	<0.50	<0.50	<0.50	<0.50	<0.50	<0.50	<0.50	2,970	6.5	68
1,1-Dichloroethene	<0.5	<0.5	<0.6	<1.0	<1.0	<1.0	<1.0	<1.0	<1.0	<1.0	<1.0	<0.5	<0.5	<0.5	<0.5	<0.50	<0.50	<0.50	<0.50	<0.50	<0.50	<0.50	96	190	920
1,2-Dichloropropane	<0.5	<0.5	<0.6	<0.5	<1.0	<1.0	<1.0	<1.0	<1.0	<1.0	<1.0	<0.5	<0.5	<0.5	<0.5	<0.50	<0.50	<0.50	<0.50	<0.50	<0.50	<0.50	NE	7.4	58
Ethylbenzene	<0.5	<0.5	<0.6	<0.5	<2.0	<1.0	<1.0	2.5	<1.0	<1.0	<1.0	1.3	2.7	<0.5	<0.5	<0.50	2.3	<0.50	<0.50	<0.50	<0.50	<0.50	580,000	50,000	50,000
Isopropylbenzene	<0.5	<0.5	<0.4	<0.5	<2.0	<1.0	<1.0	<1.0	<1.0	<1.0	<1.0	<0.5	<0.5	<0.5	<0.5	<0.50	<0.50	<0.50	<0.50	<0.50	<0.50	<1.0	NE	NE	NE
p-Isopropyltoluene	<0.5	<0.5	<0.7	<0.5	<2.0	<1.0	<1.0	<1.0	<1.0	<1.0	<1.0	<0.5	<0.5	<0.5	<0.5	<0.50	<0.50	<0.50	<0.50	<0.50	<0.50	<0.50	NE	NE	NE
Methyl tert-butyl ether (MTBE)	1.0	<0.5	<0.8	<0.5	<1.0	<1.0	<1.0	<1.0	<1.0	<1.0	<1.0	<0.5	<0.5	<0.5	<0.5	<0.50	<0.50	<0.50	<0.50	<0.50	<0.50	<0.50	NE	50,000	50,000
Naphthalene	4.6	<0.5	<1.0	<0.5	<3.0	<2.0	<2.0	13.8	<2.0	<2.0	<2.0	6.6	45.2	1.7	<2.0	3.7	29	2.6	<2.0	<2.0	<2.0	<2.0	NE	NE	NE
n-Propylbenzene	<0.5	<0.5	<0.8	<0.5	<2.0	<1.0	<1.0	<1.0	<1.0	<1.0	<1.0	<0.5	<0.5	<0.5	<2.0	<1.0	<1.0	<1.0	<1.0	<1.0	<1.0	<1.0	NE	NE	NE
Tetrachloroethene	<0.5	<0.5	<0.4	0.9	<2.5	<1.0	<1.0	<1.0	<1.0	<1.0	1.0	0.5	<0.5	0.8	0.7	<1.0	<1.0	<1.0	<1.0	<1.0	<1.0	<1.0	88	340	810
Toluene	<0.5	<0.5	<0.7	<0.5	<1.0	<1.0	<1.0	1.4	<1.0	<1.0	<1.0	<0.5	1.7	<0.5	<0.5	<1.0	1.1	<1.0	<1.0	<1.0	<1.0	<1.0	4,000,000	23,500	50,000
1,2,4-Trichlorobenzene	<0.5	<0.5	<0.7	<0.5	<3.0	<1.0	<1.0	<1.0	<1.0	<1.0	<1.0	<0.5	<0.5	<0.5	<2.0	<3.0	<3.0	<0.50	<0.50	<0.50	<0.50	<0.50	NE	NE	NE
1,1,1-Trichloroethane	<0.5	<0.5	<0.9	<0.5	1.1	<1.0	<1.0	<1.0	<1.0	<1.0	<1.0	<0.5	<0.5	<0.5	<0.5	<0.50	<0.50	<0.50	<0.50	<0.50	<0.50	<1.0	62,000	650	16,000
1,1,2-Trichloroethane	<0.5	<0.5	<0.7	<0.5	<1.0	<1.0	<1.0	<1.0	<1.0	<1.0	<1.0	<0.5	<0.5	<0.5	<0.5	<0.50	<0.50	<0.50	<0.50	<0.50	<0.50	<0.50	1,260	220	2,900
Trichloroethene	<0.5	<0.5	<1.0	<0.5	<1.0	<1.0	<1.0	<1.0	<1.0	<1.0	<1.0	<0.5	<0.5	<0.5	<0.5	<1.0	<1.0	<1.0	<1.0	<1.0	<1.0	<1.0	2,340	27	67
1,2,4-Trimethylbenzene	<0.5	<0.5	<0.7	<0.5	<2.0	<1.0	<1.0	<1.0	<1.0	<1.0	<1.0	0.5	0.6	<0.5	<0.5	0.77	0.51	<0.50	<0.50	<0.50	<0.50	<0.50	NE	NE	NE
1,3,5-Trimethylbenzene	<0.5	<0.5	<1.0	<0.5	<2.0	<1.0	<1.0	<1.0	<1.0	<1.0	<1.0	<0.5	<0.5	<0.5	<0.5	<0.50	<0.50	<0.50	<0.50	<0.50	<0.50	<2.0	NE	NE	NE
Xylenes, total	<1.0	<1.0	<1.3	<1.0	<4.0	<2.0	<2.0	1.4	<2.0	<2.0	<2.0	0.9	4.8	<1.0	<1.0	<2.0	1.5	<2.0	<2.0	<2.0	<2.0	<2.0	NE	21,300	50,000
Total Metals (mg/l)																									
Arsenic	NA	NA	NA	NA	NA	NA	NA	NA	NA	NA	**0.01**	**<0.01**	**<0.01**	**<0.010**	**<0.010**	**<0.010**	**0.013**	**<0.010**	<0.002	<0.002	<0.002	<0.0020	0.004	NE	NE
Barium	NA	NA	NA	NA	NA	NA	NA	NA	NA	NA	0.216	0.424	0.469	0.459	0.398	0.42	0.50	0.38	<0.050	0.460	0.490	0.370	NE	NE	NE
Silver	NA	NA	NA	NA	NA	NA	NA	NA	NA	NA	<0.005	<0.005	<0.005	<0.005	<0.005	<0.0050	<0.0050	<0.0050	0.0063	<0.0025	<0.0025	<0.0025	0.012	NE	NE

Notes:
NA - Not analyzed for this analyte.
NE - Not Established.
ND - Not Detected.
BRL - Below Laboratory Reporting Limit.
ug/l - micrograms per liter.
mg/l - milligrams per liter.
VOCs - Volatile Organic Compounds.
SVOCs - Semi Volatile Organic Compounds.
EPA - Environmental Protection Agency.
Bold indicates concentration exceeds the Surface Water Protection Criteria, Appendix D to Connecticut Remediation Standards (March 9, 2021).
Underline indicates concentration exceeds the Residential Volatilization Criteria for Substances in Groundwater, Appendix E to Connecticut Remediation Standards (March 9, 2021).
Italics indicates concentration exceeds the Industrial/ Commercial Volatilization Criteria for Soil Vapor, Appendix E to Connecticut Remediation Standards (March 9, 2021).
[D] Dissolved metals concentration
Shading indicates four consecutive quarters of laboratory analytical results below the Remediation Standards indicated on this Table.

MW-19
Groundwater Analytical Results
Former CL&P Area Work Center
1654 King Street
Enfield, Connecticut

Well ID	MW-19																									Connecticut Remediation Standards		
Year	2003	2004		2005		2006		2007			2008			2009				2010				2011				2012	Surface Water Protection Criteria	Residential Volatilization Criteria	Industrial/ Commercial Volatilization Criteria
Month	October	April	October	April	October	April	October	April	July	October	April	July	October	January	April	July	October	January	April	July	October	January	April	July	October	January			
VOCs via EPA 8260 (ug/l)																												
Acetone	NA	NA	NA	NA	NA	NA	NA	77.3	<50.0	<1000	<50.0	<5.0	41.9	<110	<5.0	<1.0	<5.0	<10	<5.0	<100	<10	<100	<5.0	<100	97	<50	NE	50,000	50,000
Benzene	<0.5	<0.5	<0.6	<0.5	<1.0	<1.0	<1.0	<1.0	<1.0	<20.0	<1.0	<0.5	<0.5	<5.0	<0.5	<0.50	<0.50	<0.50	<0.50	<5.0	<1.0	<5.0	<0.50	<10	<2.5	**<2.5**	710	215	530
Bromodichloromethane	<0.5	<0.5	<0.4	<0.5	<2.0	<1.0	<1.0	<1.0	<1.0	<20.0	<1.0	<0.5	<0.5	<5.0	<0.5	<0.50	<0.50	<0.50	<0.50	<5.0	<1.0	<5.0	<0.50	<10	<2.5	<2.5	NE	NE	NE
Bromomethane	<1.0	<1.0	<1.2	<1.0	<2.0	<5.0	<2.0	<2.0	<2.0	<40.0	<5.0	<1.0	<2.0	<10.0	<6.0	<5.0	<0.50	<5.0	<0.50	<10	<1.0	<5.0	<0.50	<20	<2.5	<2.5	NE	NE	NE
2-Butanone (MEK)	<5.0	<5.0	<10.0	<5.0	<20.0	<20.0	<20.0	<20.0	<20.0	<400	<20.0	<2.0	<2.0	<20.0	<2.0	<2.0	<2.0	<2.0	<2.0	<20	<4.0	<50	<5.0	<100	<25	<25	NE	50,000	50,000
n-Butylbenzene	42	28.8	22.4	28.5	17.4	21.8	37.4	16.6	29.6	<20.0	4.0	10.0	9.5	<5.0	4.1	5.7	13	4.5	3.6	23	5.4	<10	1.5	<40	<5.0	<5.0	NE	NE	NE
sec-Butylbenzene	6.6	2.6	<0.6	4.6	5.4	2.4	8.2	2.5	6.0	<20.0	1.1	2.5	3.4	<5.0	0.8	1.9	4.6	1.4	<1.0	<10	<2.0	<10	<1.0	<20	<5.0	<5.0	NE	NE	NE
tert-Butylbenzene	3.2	2.2	<0.8	3.4	3.8	2.5	3.6	2.8	3.4	<20.0	1.9	2.8	2.9	<5.0	2.0	2.4	3.4	2.3	1.6	<10	<2.0	<10	<1.0	<20	<5.0	<5.0	NE	NE	NE
Chlorobenzene	<0.5	<0.5	<0.6	<0.5	<1.0	<1.0	<1.0	<1.0	<1.0	<20.0	<1.0	<0.5	<0.5	<5.0	<0.5	<0.50	<0.50	<0.50	<0.50	<5.0	<1.0	<5.0	<0.50	<10	<2.5	<2.5	420,000	1,800	23,000
Chloroform	4.2	<0.5	6.9	7.2	5.5	<2.0	7.3	3.6	4.1	<40.0	<2.0	<0.5	2.8	<5.0	2.3	2.1	4.6	2.9	<0.50	5.2	2.0	<5.0	<0.50	<10	<2.5	<2.5	14,100	26	62
2-Chlorotoluene	<0.5	<0.5	<0.6	<0.5	<1.0	<1.0	<1.0	<1.0	<1.0	<20.0	<1.0	<0.5	<0.5	<5.0	<0.5	<0.50	<0.50	<0.50	<0.50	<5.0	<1.0	<5.0	<0.50	<10	<2.5	<2.5	NE	NE	NE
4-Chlorotoluene	<0.5	<0.5	<0.6	<0.5	<2.0	<1.0	<1.0	<1.0	<1.0	<20.0	<1.0	<0.5	<0.5	<5.0	<0.5	<0.50	<0.50	<0.50	<0.50	<5.0	<1.0	<10	<0.50	<10	<2.5	<2.5	NE	NE	NE
1,2-Dichlorobenzene	<0.5	<0.5	<0.8	<0.5	<1.0	<1.0	<1.0	<1.0	<1.0	<20.0	<1.0	<0.5	<0.5	<5.00	<0.5	<0.50	<0.50	<0.50	<0.50	<5.0	<1.0	<5.0	<0.50	<10	<2.5	<2.5	170,000	5,100	50,000
1,4-Dichlorobenzene	<0.5	<0.5	<0.8	<0.5	<1.0	<1.0	<1.0	<1.0	<1.0	<20.0	<1.0	<0.5	<0.5	<5.0	<0.5	<0.50	<0.50	<0.50	<0.50	<5.0	<1.0	<5.0	<0.50	<10	<2.5	<2.5	26,000	4,300	50,000
Dichlorodifluoromethane	<0.5	<0.5	<1.0	<0.5	<2.0	<5.0	<2.0	<2.0	<2.0	<40.0	<2.0	<0.5	<0.5	<5.0	<0.5	<1.0	<0.50	<0.50	<0.50	<5.0	<1.0	<5.0	<0.50	<10	<2.5	<2.5	NE	NE	NE
1,1-Dichloroethane	<0.5	<0.5	<0.7	<0.5	<1.0	<1.0	<1.0	<1.0	<1.0	<20.0	<1.0	<0.5	<0.5	<5.0	<0.5	<0.50	<0.50	<0.50	<0.50	<5.0	<1.0	<5.0	<0.50	<10	<2.5	<2.5	NE	NE	NE
1,2-Dichloroethane	<0.5	<0.5	<0.9	<0.5	<1.0	<1.0	<1.0	<1.0	<1.0	<20.0	<1.0	<0.5	<0.5	<5.0	<0.5	<0.50	<0.50	<0.50	<0.50	<5.0	<1.0	<5.0	<0.50	<10	<2.5	<2.5	2,970	3,000	41,000
1,1-Dichloroethene	<0.5	<0.5	<0.6	<1.0	<1.0	<1.0	<1.0	<1.0	<1.0	<20.0	<1.0	<0.5	<0.5	<5.0	<0.5	<0.50	<0.50	<0.50	<0.50	<5.0	<1.0	<5.0	<0.50	<10	<2.5	<2.5	96	6.5	68
cis-1,2-Dichloroethylene	<0.5	<0.5	<0.5	<0.5	1.2	<1.0	<1.0	<1.0	<1.0	<20.0	<1.0	<0.5	<0.5	<5.0	<0.5	<0.50	<0.50	<0.50	<0.50	<5.0	<1.0	<5.0	<0.50	<10	<2.5	<2.5	NE	190	920
1,2-Dichloropropane	<0.5	<0.5	<0.6	<0.5	<1.0	<1.0	<1.0	<1.0	<1.0	<20.0	<1.0	<0.5	<0.5	<5.0	<0.5	<0.50	<0.50	<0.50	<0.50	<5.0	<1.0	<5.0	<0.50	<10	<2.5	<2.5	NE	7.4	58
Ethylbenzene	324	149	282	421	236	254	1,020	271	439	221	64.8	76.8	99.6	19.9	48.7	94	230	29	54	350	89	18	13	150	96	45	580,000	50,000	50,000
Isopropylbenzene	47.8	11.2	31.7	25.2	24.3	16.8	56.4	15.2	44.7	23.4	7.0	14.6	23.1	<5.0	4.6	12	34	4.0	5.6	38	12	<10	2.2	22	15	5.8	NE	NE	NE
p-Isopropyltoluene	5.4	7.0	4.4	7.1	<2.0	4.4	5.7	4.9	6.2	<20.0	1.2	1.6	1.6	<5.0	<0.5	1.0	2.0	1.9	1.4	<5.0	1.5	<5.0	<0.50	<10	<2.5	<2.5	NE	NE	NE
Methyl tert-butyl ether (MTBE)	<0.5	<0.5	<0.8	<0.5	<1.0	<1.0	<1.0	<1.0	<1.0	<20.0	<1.0	<0.5	<0.5	<5.0	<0.5	<0.50	<0.50	<0.50	<0.50	<5.0	<1.0	<5.0	<0.50	<10	<2.5	<2.5	NE	50,000	50,000
Naphthalene	202	247	166	314	153	150	579	200	113	121	29.2	57.4	89.2	20.4	49.0	36	100	45	16	200	49	25	7.2	130	60	24	NE	NE	NE
n-Propylbenzene	83	17.8	68.1	53.3	51.7	29.3	231	25.3	98.0	53.0	8.7	28.1	43.9	<5.0	7.3	23	79	4.0	8.7	86	21	<10	2.5	38	30	7.5	NE	NE	NE
Tetrachloroethene	<0.5	<0.5	<0.4	<0.5	<2.5	<1.0	<1.0	<1.0	<1.0	<20.0	<1.0	<0.5	<0.5	<5.0	<0.5	<1.0	<1.0	<1.0	<1.0	<10	<2.0	<10	<1.0	<20	<5.0	<5.0	88	340	810
Toluene	11.7	13.1	6.8	10.0	6.3	8.1	13.8	9.5	11.2	<20.0	2.2	2.8	2.6	<5.0	2.0	2.0	2.4	1.9	1.5	<10	<2.0	<10	<1.0	<20	<5.0	<5.0	4,000,000	23,500	50,000
1,2,4-Trichlorobenzene	<0.5	<0.5	<0.7	<0.5	<3.0	<1.0	<1.0	<1.0	<1.0	<20.0	<1.0	<0.5	<0.5	<5.0	<2.0	<3.0	<0.50	<1.0	<0.50	<5.0	<1.0	<5.0	<0.50	<40	<2.5	<2.5	NE	NE	NE
1,1,1-Trichloroethane	<0.5	<0.5	<0.9	<0.5	<1.0	<1.0	<1.0	<1.0	<1.0	<20.0	<1.0	<0.5	<0.5	<5.0	<0.5	<0.50	<0.50	<0.50	<0.50	<5.0	<1.0	<10	<0.50	<10	<5.0	<5.0	62,000	650	16,000
1,1,2-Trichloroethane	<0.5	<0.5	<0.7	<0.5	<1.0	<1.0	<1.0	<1.0	<1.0	<20.0	<1.0	<0.5	<0.5	<5.0	<0.5	<0.50	<0.50	<0.50	<0.50	<5.0	<1.0	<5.0	<0.50	<10	<2.5	<2.5	1,260	220	2,900
Trichloroethene	<0.5	<0.5	<1.0	<0.5	<1.0	<1.0	<1.0	<1.0	2.5	<20.0	<1.0	<0.5	<0.5	<5.0	<0.5	<1.0	<1.0	<1.0	<1.0	<10	<2.0	<10	<1.0	<20	<5.0	<5.0	2,340	27	67
1,2,4-Trimethylbenzene	720	1,080	312	1,200	162	794	1,560	564	940	20.2	154	120	49.3	116	126	22	120	120	150	630	140	120	62	230	180	140	NE	NE	NE
1,3,5-Trimethylbenzene	229	361	128	445	83.4	265	466	211	289	<20.0	11.3	57.6	38.1	6.4	6.9	6.1	33	8.4	4.8	110	21	<20	3.1	24	9.2	5.9	NE	NE	NE
Xylenes, total	1,003	1,739	698	1,937	404	1,484	2,638	1,169	1,390	<140	185	219.4	175.8	145.7	161.4	104	212	147.9	161	490	157.1	89.0	33.7	160	110	45	NE	21,300	50,000

Notes:
NA - Not analyzed for this analyte.
NE - Not Established.
ND - Not Detected.
BRL - Below Laboratory Reporting Limit.
ug/l - micrograms per liter.
mg/l - milligrams per liter.
VOCs - Volatile Organic Compounds.
SVOCs - Semi Volatile Organic Compounds.
EPA - Environmental Protection Agency.
Bold indicates concentration exceeds the Surface Water Protection Criteria, Appendix D to Connecticut Remediation Standards (March 9, 2021).
Underline indicates concentration exceeds the Residential Volatilization Criteria for Substances in Groundwater, Appendix E to Connecticut Remediation Standards (March 9, 2021).
Italics indicates concentration exceeds the Industrial/ Commercial Volatilization Criteria for Soil Vapor, Appendix E to Connecticut Remediation Standards (March 9, 2021).
[D] Dissolved metals concentration
MW-19 detected Methylene Chloride of 38 ug/L for the October 2011 sampling event.
Shading indicates four consecutive quarters of laboratory analytical results below the Remediation Standards indicated on this Table.

MW-20
Groundwater Analytical Results
Former CL&P Area Work Center
1654 King Street
Enfield, Connecticut

Well ID	MW-20																					Connecticut Remediation Standards		
Year	2003	2004		2005		2006		2007			2008			2009				2010				2011	Surface Water Protection Criteria	Residential Volatilization Criteria	Industrial/ Commercial Volatilization Criteria
Month	October	April	October	April	October	April	October	April	July	October	April	July	October	January	April	July	October	January	April	July	October	January			
VOCs via EPA 8260 (ug/l)																									
Benzene	<0.5	<0.5	<0.6	<0.5	<1.0	<1.0	<1.0	<1.0	<1.0	<1.0	<1.0	<0.5	<0.5	<0.5	<0.5	<0.50	<0.50	<0.50	<0.50	<0.50	<0.50	<0.50	710	215	530
Bromodichloromethane	<0.5	<0.5	<0.4	<0.5	<2.0	<1.0	<1.0	<1.0	<1.0	<1.0	<1.0	<0.5	<0.5	<0.5	<0.5	<0.50	<0.50	<5.0	<0.50	<0.50	<0.50	<0.50	NE	NE	NE
Bromomethane	<1.0	<1.0	<1.2	<1.0	<2.0	<5.0	<2.0	<2.0	<2.0	<2.0	<5.0	<1.0	<2.0	<1.0	<6.0	<5.0	<5.0	<0.50	<0.50	<1.0	<0.50	<0.50	NE	NE	NE
2-Butanone (MEK)	<5.0	<5.0	<10.0	<5.0	<20.0	<20.0	<20.0	<20.0	<20.0	<20.0	<20.0	<2.0	<2.0	<2.0	<2.0	<2.0	<2.0	<2.0	<2.0	<2.0	<2.0	<5.0	NE	50,000	50,000
n-Butylbenzene	<0.5	<0.5	<0.7	<0.5	<2.0	<1.0	<1.0	<1.0	<1.0	<1.0	<1.0	<1.0	<0.5	<0.5	<0.5	<1.0	<1.0	<1.0	<1.0	<1.0	<1.0	<1.0	NE	NE	NE
sec-Butylbenzene	<0.5	<0.5	<0.6	<0.5	<1.0	<1.0	<1.0	<1.0	<1.0	<1.0	<1.0	<0.5	<0.5	<0.5	<0.5	<1.0	<1.0	<1.0	<1.0	<1.0	<1.0	<1.0	NE	NE	NE
tert-Butylbenzene	<0.5	<0.5	<0.8	<0.5	<2.0	<1.0	<1.0	<1.0	<1.0	<1.0	<1.0	<0.5	<0.5	<0.5	<0.5	<1.0	<1.0	<1.0	<1.0	<1.0	<1.0	<1.0	NE	NE	NE
Chlorobenzene	<0.5	<0.5	<0.6	<0.5	<1.0	<1.0	<1.0	<1.0	<1.0	<1.0	<1.0	<0.5	<0.5	<0.5	<0.5	<0.50	<0.50	<0.50	<0.50	<0.50	<0.50	<0.50	420,000	1,800	23,000
Chloroform	<0.5	<0.5	<0.8	<0.5	<2.0	<2.0	<2.0	<2.0	<2.0	<2.0	<2.0	<0.5	<0.5	<0.5	<0.5	<0.50	<0.50	<0.50	<0.50	<0.50	<0.50	<0.50	14,100	26	62
2-Chlorotoluene	<0.5	<0.5	<0.6	<0.5	<1.0	<1.0	<1.0	<1.0	<1.0	<1.0	<1.0	<0.5	<0.5	<0.5	<0.5	<0.50	<0.50	<0.50	<0.50	<0.50	<0.50	<0.50	NE	NE	NE
4-Chlorotoluene	<0.5	<0.5	<0.6	<0.5	<2.0	<1.0	<1.0	<1.0	<1.0	<1.0	<1.0	<0.5	<0.5	<0.5	<0.5	<0.50	<0.50	<0.50	<0.50	<0.50	<0.50	<1.0	NE	NE	NE
1,2-Dichlorobenzene	<0.5	<0.5	<0.8	<0.5	<1.0	<1.0	<1.0	<1.0	<1.0	<1.0	<1.0	<0.5	<0.5	<0.5	<0.5	<0.50	<0.50	<0.50	<0.50	<0.50	<0.50	<0.50	170,000	5,100	50,000
1,4-Dichlorobenzene	<0.5	<0.5	<0.8	<0.5	<1.0	<1.0	<1.0	<1.0	<1.0	<1.0	<1.0	<0.5	<0.5	<0.5	<0.5	<0.50	<0.50	<0.50	<0.50	<0.50	<0.50	<0.50	26,000	4,300	50,000
Dichlorodifluoromethane	<0.5	<0.5	<1.0	1.2	<2.0	<5.0	<2.0	<2.0	<2.0	<2.0	<2.0	<0.5	<0.5	<0.5	<0.5	<0.50	<0.50	<0.50	<0.50	<0.50	<0.50	<0.50	NE	NE	NE
1,1-Dichloroethane	<0.5	<0.5	<0.7	<0.5	<1.0	<1.0	<1.0	<1.0	<1.0	<1.0	<1.0	<0.5	<0.5	<0.5	<0.5	<0.50	<0.50	<0.50	<0.50	<0.50	<0.50	<0.50	NE	3,000	41,000
1,2-Dichloroethane	<0.5	<0.5	<0.9	<0.5	<1.0	<1.0	<1.0	<1.0	<1.0	<1.0	<1.0	<0.5	<0.5	<0.5	<0.5	<0.50	<0.50	<0.50	<0.50	<0.50	<0.50	<0.50	2,970	6.5	68
1,1-Dichloroethene	<0.5	<0.5	<0.6	<1.0	<1.0	<1.0	<1.0	<1.0	<1.0	<1.0	<1.0	<0.5	<0.5	<0.5	<0.5	<0.50	<0.50	<0.50	<0.50	<0.50	<0.50	<0.50	96	190	920
1,2-Dichloropropane	<0.5	<0.5	<0.6	<0.5	<1.0	<1.0	<1.0	<1.0	<1.0	<1.0	<1.0	<0.5	<0.5	<0.5	<0.5	<0.50	<0.50	<0.50	<0.50	<0.50	<0.50	<0.50	NE	7.4	58
Ethylbenzene	1.5	<0.5	<0.6	<0.5	<2.0	<1.0	<1.0	1.5	<1.0	<1.0	<1.0	1.6	2.0	<0.5	<0.5	<0.50	1.3	<0.50	<0.50	<0.50	<0.50	<0.50	580,000	50,000	50,000
Isopropylbenzene	<0.5	<0.5	<0.4	<0.5	<2.0	<1.0	<1.0	<1.0	<1.0	<1.0	<1.0	<0.5	<0.5	<0.5	<0.5	<0.50	<0.50	<0.50	<0.50	<0.50	<0.50	<1.0	NE	NE	NE
p-Isopropyltoluene	<0.5	<0.5	<0.7	<0.5	<2.0	<1.0	<1.0	<1.0	<1.0	<1.0	<1.0	<0.5	<0.5	<0.5	<0.5	<0.50	<0.50	<0.50	<0.50	<0.50	<0.50	<0.50	NE	NE	NE
Methyl tert-butyl ether (MTBE)	<0.5	3.2	6.9	<0.5	<1.0	<1.0	<1.0	<1.0	<1.0	<1.0	<1.0	<0.5	<0.5	<0.5	<0.5	<0.50	<0.50	<0.50	<0.50	<0.50	<0.50	<0.50	NE	50,000	50,000
Naphthalene	1.7	<0.5	<1.0	<0.5	<3.0	<2.0	<2.0	9.8	<2.0	<2.0	<2.0	<5.0	31.6	1.3	<2.0	3.1	15	<2.0	<2.0	<2.0	<2.0	<2.0	NE	NE	NE
n-Propylbenzene	<0.5	<0.5	<0.8	<0.5	<2.0	<1.0	<1.0	<1.0	<1.0	<1.0	<1.0	<0.5	<0.5	<0.5	<0.5	<1.0	<1.0	<1.0	<1.0	<1.0	<1.0	<1.0	NE	NE	NE
Tetrachloroethene	1.8	<0.5	2.1	<0.5	3.0	<1.0	1.4	<1.0	<1.0	1.3	<1.0	0.8	0.8	<0.5	<0.5	<1.0	<1.0	<1.0	<1.0	<1.0	<1.0	<1.0	88	340	810
Toluene	<0.5	<0.5	<0.7	<0.5	<1.0	<1.0	<1.0	<1.0	<1.0	<1.0	<1.0	<0.5	1.1	<0.5	<0.5	<1.0	<1.0	<1.0	<1.0	<1.0	<1.0	<1.0	4,000,000	23,500	50,000
1,2,4-Trichlorobenzene	<0.5	<0.5	<0.7	<0.5	<3.0	<1.0	<1.0	<1.0	<1.0	<1.0	<1.0	<0.5	<0.5	<0.5	<2.0	<3.0	<3.0	<0.50	<0.50	<0.50	<0.50	<0.50	NE	NE	NE
1,1,1-Trichloroethane	<0.5	<0.5	<0.9	<0.5	<1.0	<1.0	<1.0	<1.0	<1.0	<1.0	<1.0	<0.5	<0.5	<0.5	<0.5	<0.50	<0.50	<0.50	<0.50	<0.50	<0.50	<1.0	62,000	650	16,000
1,1,2-Trichloroethane	<0.5	<0.5	<0.7	<0.5	<1.0	<1.0	<1.0	<1.0	<1.0	<1.0	<1.0	<0.5	<0.5	<0.5	<0.5	<0.50	<0.50	<0.50	<0.50	<0.50	<0.50	<0.50	1,260	220	2,900
Trichloroethene	<0.5	<0.5	<1.0	<0.5	<1.0	<1.0	<1.0	<1.0	<1.0	<1.0	<1.0	<0.5	<0.5	<0.5	<0.5	<1.0	<1.0	<1.0	<1.0	<1.0	<1.0	<1.0	2,340	27	67
1,2,4-Trimethylbenzene	1.5	<0.5	<0.7	1.4	<2.0	<1.0	<1.0	<1.0	<1.0	<1.0	<1.0	1.7	<0.5	<0.5	<0.5	<0.50	<0.50	<0.50	<0.50	<0.50	<0.50	<0.50	NE	NE	NE
1,3,5-Trimethylbenzene	<0.5	<0.5	<1.0	<0.5	<2.0	<1.0	<1.0	<1.0	<1.0	<1.0	<1.0	<0.5	<0.5	<0.5	<0.5	<0.50	<0.50	<0.50	<0.50	<0.50	<0.50	<2.0	NE	NE	NE
Xylenes, total	4.2	<1.0	<1.3	<1.0	<4.0	<2.0	<2.0	<2.0	<2.0	<2.0	<2.0	3.5	3.3	<1.0	<1.0	<1.0	<2.0	<2.0	<2.0	<2.0	<2.0	<2.0	NE	21,300	50,000

Notes:
NA - Not analyzed for this analyte.
NE - Not Established.
ND - Not Detected.
BRL - Below Laboratory Reporting Limit.
ug/l - micrograms per liter.
mg/l - milligrams per liter.
VOCs - Volatile Organic Compounds.
SVOCs - Semi Volatile Organic Compounds.
EPA - Environmental Protection Agency.
Bold indicates concentration exceeds the Surface Water Protection Criteria, Appendix D to Connecticut Remediation Standards (March 9, 2021).
Underline indicates concentration exceeds the Residential Volatilization Criteria for Substances in Groundwater, Appendix E to Connecticut Remediation Standards (March 9, 2021).
Italics indicates concentration exceeds the Industrial/ Commercial Volatilization Criteria for Soil Vapor, Appendix E to Connecticut Remediation Standards (March 9, 2021).
[D] Dissolved metals concentration.
Shading indicates four consecutive quarters of laboratory analytical results below the Remediation Standards indicated on this Table.

MW-21
Groundwater Analytical Results
Former CL&P Area Work Center
1654 King Street
Enfield, Connecticut

Well ID	MW-21																				Connecticut Remediation Standards		
Year	2003	2004		2005		2006		2007			2008			2009			2010				2011	Surface Water Protection Criteria	Residential Volatilization Criteria	Industrial/ Commercial Volatilization Criteria
Month	October	April	October	April	October	April	October	April	July	October	April	July	October	April	July	October	January	April	July	October	January			
VOCs via EPA 8260 (ug/l)																								
Acetone	NA	NA	NA	NA	NA	NA	NA	ND	ND	ND	ND	ND	5.1	<5.0	<5.0	<5.0	<50	<5.0	<10	<5.0	<10	NE	50,000	50,000
Benzene	<0.5	<0.5	<0.6	<0.5	<1.0	<1.0	<1.0	<1.0	<1.0	<1.0	<1.0	<0.5	<0.5	<0.5	<0.50	<0.50	<0.50	<0.50	<0.50	<0.50	<0.50	710	215	530
Bromodichloromethane	<0.5	<0.5	<0.4	<0.5	<2.0	<1.0	<1.0	<1.0	<1.0	<1.0	<1.0	<0.5	<0.5	<0.5	<0.50	<0.50	<5.0	<0.50	<0.50	<0.50	<0.50	NE	NE	NE
Bromomethane	<1.0	<1.0	<1.2	<1.0	<2.0	<5.0	<2.0	<2.0	<2.0	<2.0	<5.0	<1.0	<2.0	<6.0	<5.0	<5.0	<0.50	<0.50	<1.0	<0.50	<0.50	NE	NE	NE
2-Butanone (MEK)	<5.0	<5.0	<10.0	<5.0	<20.0	<20.0	<20.0	<20.0	<20.0	<20.0	<20.0	<2.0	<2.0	<2.0	<2.0	<2.0	<2.0	<2.0	<2.0	<2.0	<5.0	NE	50,000	50,000
n-Butylbenzene	<0.5	<0.5	<0.7	<0.5	<2.0	<1.0	<1.0	<1.0	<1.0	<1.0	<1.0	<1.0	<0.5	<0.5	<1.0	<1.0	<1.0	<1.0	<1.0	<1.0	<1.0	NE	NE	NE
sec-Butylbenzene	<0.5	<0.5	<0.6	<0.5	<1.0	<1.0	<1.0	<1.0	<1.0	<1.0	<1.0	<0.5	<0.5	<0.5	<1.0	<1.0	<1.0	<1.0	<1.0	<1.0	<1.0	NE	NE	NE
tert-Butylbenzene	<0.5	<0.5	<0.8	<0.5	<2.0	<1.0	<1.0	<1.0	<1.0	<1.0	<1.0	<0.5	<0.5	<0.5	<1.0	<1.0	<1.0	<1.0	<1.0	<1.0	<1.0	NE	NE	NE
Chlorobenzene	<0.5	<0.5	<0.6	<0.5	<1.0	<1.0	<1.0	<1.0	<1.0	<1.0	<1.0	<0.5	<0.5	<0.5	<0.50	<0.50	<0.50	<0.50	<0.50	<0.50	<0.50	420,000	1,800	23,000
Chloroform	<0.5	<0.5	<0.8	<0.5	<2.0	<2.0	<2.0	<2.0	<2.0	<2.0	<2.0	<0.5	<0.5	<0.5	<0.50	<0.50	<0.50	<0.50	<0.50	<0.50	<0.50	14,100	26	62
2-Chlorotoluene	<0.5	<0.5	<0.6	<0.5	<1.0	<1.0	<1.0	<1.0	<1.0	<1.0	<1.0	<0.5	<0.5	<0.5	<0.50	<0.50	<0.50	<0.50	<0.50	<0.50	<0.50	NE	NE	NE
4-Chlorotoluene	<0.5	<0.5	<0.6	<0.5	<2.0	<1.0	<1.0	<1.0	<1.0	<1.0	<1.0	<0.5	<0.5	<0.5	<0.50	<0.50	<0.50	<0.50	<0.50	<0.50	<1.0	NE	NE	NE
1,2-Dichlorobenzene	<0.5	<0.5	<0.8	<0.5	<1.0	<1.0	<1.0	<1.0	<1.0	<1.0	<1.0	<0.5	<0.5	<0.5	<0.50	<0.50	<0.50	<0.50	<0.50	<0.50	<0.50	170,000	5,100	50,000
1,4-Dichlorobenzene	<0.5	<0.5	<0.8	<0.5	<1.0	<1.0	<1.0	<1.0	<1.0	<1.0	<1.0	<0.5	<0.5	<0.5	<0.50	<0.50	<0.50	<0.50	<0.50	<0.50	<0.50	26,000	4,300	50,000
Dichlorodifluoromethane	<0.5	<0.5	<1.0	<0.5	<2.0	<5.0	<2.0	<2.0	<2.0	<2.0	3.6	2.3	1.5	2.4	1.3	0.61	1.3	<0.50	<0.50	<0.50	0.60	NE	NE	NE
1,1-Dichloroethane	<0.5	<0.5	<0.7	<0.5	<1.0	<1.0	<1.0	<1.0	<1.0	<1.0	<1.0	<0.5	<0.5	<0.5	<0.50	<0.50	<0.50	<0.50	<0.50	<0.50	<0.50	NE	3,000	41,000
1,2-Dichloroethane	<0.5	<0.5	<0.9	<0.5	<1.0	<1.0	<1.0	<1.0	<1.0	<1.0	<1.0	<0.5	<0.5	<0.5	<0.50	<0.50	<0.50	<0.50	<0.50	<0.50	<0.50	2,970	6.5	68
1,1-Dichloroethene	<0.5	<0.5	<0.6	<1.0	<1.0	<1.0	<1.0	<1.0	<1.0	<1.0	<1.0	<0.5	<0.5	<0.5	<0.50	<0.50	<0.50	<0.50	<0.50	<0.50	<0.50	96	190	920
1,2-Dichloropropane	<0.5	<0.5	<0.6	<0.5	<1.0	<1.0	<1.0	<1.0	<1.0	<1.0	<1.0	<0.5	<0.5	<0.5	<0.50	<0.50	<0.50	<0.50	<0.50	<0.50	<0.50	NE	7.4	58
Ethylbenzene	0.7	<0.5	<0.6	<0.5	<2.0	<1.0	<1.0	1.2	<1.0	<1.0	<1.0	<0.5	<0.5	<0.5	<0.50	<0.50	<0.50	<0.50	<0.50	<0.50	<0.50	580,000	50,000	50,000
Isopropylbenzene	<0.5	<0.5	<0.4	<0.5	<2.0	<1.0	<1.0	<1.0	<1.0	<1.0	<1.0	<0.5	<0.5	<0.5	<0.50	<0.50	<0.50	<0.50	<0.50	<0.50	<1.0	NE	NE	NE
p-Isopropyltoluene	<0.5	<0.5	<0.7	<0.5	<2.0	<1.0	<1.0	<1.0	<1.0	<1.0	<1.0	<0.5	<0.5	<0.5	<0.50	<0.50	<0.50	<0.50	<0.50	<0.50	<0.50	NE	NE	NE
Methyl tert-butyl ether (MTBE)	<0.5	<0.5	<0.8	1.2	<1.0	<1.0	<1.0	<1.0	<1.0	<1.0	<1.0	<0.5	<0.5	<0.5	<0.50	<0.50	<0.50	<0.50	<0.50	<0.50	<0.50	NE	50,000	50,000
Naphthalene	0.7	<0.5	<1.0	<0.5	<3.0	<2.0	<2.0	11.8	<2.0	<2.0	<2.0	<5.0	<1.0	<2.0	<3.0	<3.0	<2.0	<2.0	<2.0	<2.0	<2.0	NE	NE	NE
n-Propylbenzene	<0.5	<0.5	<0.8	<0.5	<2.0	<1.0	<1.0	<1.0	<1.0	<1.0	<1.0	<0.5	<0.5	<0.5	<1.0	<1.0	<1.0	<1.0	<1.0	<1.0	<1.0	NE	NE	NE
Tetrachloroethene	<0.5	<0.5	<0.4	0.8	<2.5	<1.0	<1.0	<1.0	<1.0	<1.0	<1.0	<0.5	<0.5	<0.5	<1.0	<1.0	<1.0	<1.0	<1.0	<1.0	<1.0	88	340	810
Toluene	<0.5	<0.5	<0.7	<0.5	<1.0	<1.0	<1.0	<1.0	<1.0	<1.0	<1.0	<0.5	<0.5	<0.5	<1.0	<1.0	<1.0	<1.0	<1.0	<1.0	<1.0	4,000,000	23,500	50,000
1,2,4-Trichlorobenzene	<0.5	<0.5	<0.7	<0.5	<3.0	<1.0	<1.0	<1.0	<1.0	<1.0	<1.0	<0.5	<0.5	<2.0	<3.0	<3.0	<0.50	<0.50	<0.50	<0.50	<0.50	NE	NE	NE
1,1,1-Trichloroethane	0.8	<0.5	2.5	<0.5	2.2	<1.0	<1.0	<1.0	<1.0	<1.0	<1.0	<0.5	<0.5	<0.5	<0.50	0.75	<0.50	<0.50	<0.50	0.52	<1.0	62,000	650	16,000
1,1,2-Trichloroethane	<0.5	<0.5	<0.7	<0.5	<1.0	<1.0	<1.0	<1.0	<1.0	<1.0	<1.0	<0.5	<0.5	<0.5	<0.50	<0.50	<0.50	<0.50	<0.50	<0.50	<0.50	1,260	220	2,900
Trichloroethene	<0.5	<0.5	<1.0	<0.5	<1.0	<1.0	<1.0	<1.0	<1.0	<1.0	<1.0	<0.5	<0.5	<0.5	<1.0	<1.0	<1.0	<1.0	<1.0	<1.0	<1.0	2,340	27	67
1,2,4-Trimethylbenzene	0.6	<0.5	<0.7	1.3	<2.0	<1.0	<1.0	<1.0	<1.0	<1.0	<1.0	<0.5	<0.5	<0.5	<0.50	<0.50	<0.50	<0.50	<0.50	<0.50	<0.50	NE	NE	NE
1,3,5-Trimethylbenzene	<0.5	<0.5	<1.0	<0.5	<2.0	<1.0	<1.0	<1.0	<1.0	<1.0	<1.0	<0.5	<0.5	<0.5	<0.50	<0.50	<0.50	<0.50	<0.50	<0.50	<2.0	NE	NE	NE
Xylenes, total	1.9	<1.0	<1.3	<1.0	<4.0	<2.0	<2.0	<2.0	<2.0	<2.0	<2.0	<1.0	<1.0	<1.0	<2.0	<2.0	<2.0	<2.0	<2.0	<2.0	<2.0	NE	21,300	50,000
SVOCs via EPA 8270 (ug/l)																								
Acenaphthene	NA	NA	NA	NA	NA	NA	NA	NA	NA	NA	<0.3	0.75	<0.3	<0.30	<0.30	<0.30	<0.30	<0.30	<0.30	<0.30	<0.30	NE	NE	NE
Benzo(a)anthracene	NA	NA	NA	NA	NA	NA	NA	NA	NA	NA	<0.05	<0.05	<0.05	<0.050	<0.050	<0.050	<0.050	<0.050	<0.050	<0.050	<0.050	0.3	NE	NE
Benzo(a)pyrene	NA	NA	NA	NA	NA	NA	NA	NA	NA	NA	<0.1	<0.1	<0.1	<0.100	<0.050	<0.10	<0.10	<0.10	<0.10	<0.10	<0.10	0.3	NE	NE
Benzo(b)fluoranthene	NA	NA	NA	NA	NA	NA	NA	NA	NA	NA	0.05	<0.05	<0.05	<0.050	<0.050	<0.050	<0.050	<0.050	<0.050	<0.050	<0.20	0.3	NE	NE
Bis(2-ethylhexyl)phthalate	NA	NA	NA	NA	NA	NA	NA	NA	NA	NA	<10.0	1.38	<1	<1.00	<10	<10	<10	<10	NA	NA	NA	NE	NE	NE
Naphthalene	NA	NA	NA	NA	NA	NA	NA	NA	NA	NA	<1	<1.00	<1.00	<1.00	1.0	<1.0	<1.0	<1.0	<1.0	<1.0	<1.0	NE	NE	NE
Phenanthrene	NA	NA	NA	NA	NA	NA	NA	NA	NA	NA	<0.05	0.28	<0.05	<0.05	<0.050	<0.050	<0.050	<0.050	<0.050	<0.050	<0.050	14	NE	NE

Notes:
NA - Not analyzed for this analyte.
NE - Not Established.
ND - Not Detected.
BRL - Below Laboratory Reporting Limit.
ug/l - micrograms per liter.
mg/l - milligrams per liter.
VOCs - Volatile Organic Compounds.
SVOCs - Semi Volatile Organic Compounds.
EPA - Environmental Protection Agency.
Bold indicates concentration exceeds the Surface Water Protection Criteria, Appendix D to Connecticut Remediation Standards (March 9, 2021).
Underline indicates concentration exceeds the Residential Volatilization Criteria for Substances in Groundwater, Appendix E to Connecticut Remediation Standards (March 9, 2021).
Italics indicates concentration exceeds the Industrial/ Commercial Volatilization Criteria for Soil Vapor, Appendix E to Connecticut Remediation Standards (March 9, 2021).
[D] Dissolved metals concentration
Shading indicates four consecutive quarters of laboratory analytical results below the Remediation Standards indicated on this Table.

RW-1
Groundwater Analytical Results
Former CL&P Area Work Center
1654 King Street
Enfield, Connecticut

Well ID	RW-1																					Connecticut Remediation Standards		
Year	2003	2004		2005		2006		2007			2008			2009				2010				2011	Surface Water Protection Criteria	Residential Volatilization Criteria	Industrial/ Commercial Volatilization Criteria
Month	October	April	October	April	October	April	October	April	July	October	April	July	October	January	April	July	October	January	April	July	October	January			
VOCs via EPA 8260 (ug/l)																									
Benzene	<0.5	<0.5	<0.6	<0.5	<1.0	<1.0	<1.0	<1.0	<1.0	<1.0	<1.0	<0.5	<0.5	<0.5	<0.5	<0.50	<0.50	<0.50	<0.50	<0.50	<0.50	<0.50	710	215	530
Bromodichloromethane	<0.5	<0.5	<0.4	<0.5	<2.0	<1.0	<1.0	<1.0	<1.0	<1.0	<1.0	<0.5	<0.5	<0.5	<0.5	<0.50	<0.50	<5.0	<0.50	<0.50	<0.50	<0.50	NE	NE	NE
Bromomethane	<1.0	<1.0	<1.2	<1.0	<2.0	<5.0	<2.0	<2.0	<2.0	<2.0	<5.0	<1.0	<2.0	<1.0	<6.0	<5.0	<5.0	<0.50	<0.50	<0.50	<0.50	<0.50	NE	NE	NE
2-Butanone (MEK)	<5.0	<5.0	<10.0	<5.0	<20.0	<20.0	<20.0	<20.0	<20.0	<20.0	<20.0	<2.0	<2.0	<2.0	<2.0	<2.0	<2.0	<2.0	<2.0	<2.0	<2.0	<5.0	NE	50,000	50,000
n-Butylbenzene	<0.5	<0.5	<0.7	<0.5	<2.0	<1.0	<1.0	<1.0	<1.0	<1.0	<1.0	<1.0	<0.5	<0.5	<0.5	<1.0	<1.0	<1.0	<1.0	<1.0	<1.0	<1.0	NE	NE	NE
sec-Butylbenzene	<0.5	<0.5	<0.6	<0.5	<1.0	<1.0	<1.0	<1.0	<1.0	<1.0	<1.0	<0.5	<0.5	<0.5	<0.5	<1.0	<1.0	<1.0	<1.0	<1.0	<1.0	<1.0	NE	NE	NE
tert-Butylbenzene	<0.5	<0.5	<0.8	<0.5	<2.0	<1.0	<1.0	<1.0	<1.0	<1.0	<1.0	<0.5	<0.5	<0.5	<0.5	<1.0	<1.0	<1.0	<1.0	<1.0	<1.0	<1.0	NE	NE	NE
Chlorobenzene	<0.5	<0.5	<0.6	<0.5	<1.0	<1.0	<1.0	<1.0	<1.0	<1.0	<1.0	<0.5	<0.5	<0.5	<0.5	<0.50	<0.50	<0.50	<0.50	<0.50	<0.50	<0.50	420,000	1,800	23,000
Chloroform	<0.5	<0.5	<0.8	<0.5	<2.0	<2.0	<2.0	<2.0	<2.0	<2.0	<2.0	<0.5	<0.5	<0.5	<0.5	<0.50	<0.50	<0.50	<0.50	<0.50	<0.50	<0.50	14,100	26	62
2-Chlorotoluene	<0.5	<0.5	<0.6	<0.5	<1.0	<1.0	<1.0	<1.0	<1.0	<1.0	<1.0	<0.5	<0.5	<0.5	<0.5	<0.50	<0.50	<0.50	<0.50	<0.50	<0.50	<0.50	NE	NE	NE
4-Chlorotoluene	<0.5	<0.5	<0.6	<0.5	<2.0	<1.0	<1.0	<1.0	<1.0	<1.0	<1.0	<0.5	<0.5	<0.5	<0.5	<0.50	<0.50	<0.50	<0.50	<0.50	<0.50	<1.0	NE	NE	NE
1,2-Dichlorobenzene	<0.5	<0.5	<0.8	<0.5	<1.0	<1.0	<1.0	<1.0	<1.0	<1.0	<1.0	<0.5	<0.5	<0.5	<0.5	<0.50	<0.50	<0.50	<0.50	<0.50	<0.50	<0.50	170,000	5,100	50,000
1,4-Dichlorobenzene	<0.5	<0.5	<0.8	<0.5	<1.0	<1.0	<1.0	<1.0	<1.0	<1.0	<1.0	<0.5	<0.5	<0.5	<0.5	<0.50	<0.50	<0.50	<0.50	<0.50	<0.50	<0.50	26,000	4,300	50,000
Dichlorodifluoromethane	<0.5	<0.5	<1.0	<0.5	<2.0	<2.0	<2.0	<2.0	<2.0	<2.0	<2.0	<0.5	<0.5	<0.5	<0.5	<1.0	<0.50	<0.50	<0.50	<0.50	<0.50	<0.50	NE	NE	NE
1,1-Dichloroethane	<0.5	<0.5	<0.7	<0.5	<1.0	<1.0	<1.0	<1.0	<1.0	<1.0	<1.0	<0.5	<0.5	<0.5	<0.5	<0.50	<0.50	<0.50	<0.50	<0.50	<0.50	<0.50	NE	3,000	41,000
1,2-Dichloroethane	<0.5	<0.5	<0.9	<0.5	<1.0	<1.0	<1.0	<1.0	<1.0	<1.0	<1.0	<0.5	<0.5	<0.5	<0.5	<0.50	<0.50	<0.50	<0.50	<0.50	<0.50	<0.50	2,970	6.5	68
1,1-Dichloroethene	<0.5	<0.5	<0.6	<1.0	<1.0	<1.0	<1.0	<1.0	<1.0	<1.0	<1.0	<0.5	<0.5	<0.5	<0.5	<0.50	<0.50	<0.50	<0.50	<0.50	<0.50	<0.50	96	190	920
1,2-Dichloropropane	<0.5	<0.5	<0.6	<0.5	<1.0	<1.0	<1.0	<1.0	<1.0	<1.0	<1.0	<0.5	<0.5	<0.5	<0.5	<0.5	<0.50	<0.50	<0.50	<0.50	<0.50	<0.50	NE	7.4	58
Ethylbenzene	<0.5	<0.5	<0.6	<0.5	<2.0	<1.0	<1.0	1.1	<1.0	<1.0	<1.0	<0.5	<0.5	<0.5	<0.5	<0.50	<0.50	<0.50	<0.50	<0.50	<0.50	<0.50	580,000	50,000	50,000
Isopropylbenzene	<0.5	<0.5	<0.4	<0.5	<2.0	<1.0	<1.0	<1.0	<1.0	<1.0	<1.0	<0.5	<0.5	<0.5	<0.5	<0.50	<0.50	<0.50	<0.50	<0.50	<0.50	<1.0	NE	NE	NE
p-Isopropyltoluene	<0.5	<0.5	<0.7	<0.5	<2.0	<1.0	<1.0	<1.0	<1.0	<1.0	<1.0	<0.5	<0.5	<0.5	<0.5	<0.50	<0.50	<0.50	<0.50	<0.50	<0.50	<0.50	NE	NE	NE
Methyl tert-butyl ether (MTBE)	<0.5	<0.5	<0.8	<0.5	<1.0	<1.0	<1.0	<1.0	<1.0	<1.0	<1.0	<0.5	<0.5	<0.5	<0.5	<0.50	<0.50	<0.50	<0.50	<0.50	<0.50	<0.50	NE	50,000	50,000
Naphthalene	<0.5	<0.5	<1.0	<0.5	<3.0	<6.0	<2.0	9.1	<2.0	<2.0	<2.0	<5.0	<1.0	<0.5	<2.0	<3.0	9.3	<2.0	<2.0	<2.0	<2.0	<2.0	NE	NE	NE
n-Propylbenzene	<0.5	<0.5	<0.8	<0.5	<2.0	<1.0	<1.0	<1.0	<1.0	<1.0	<1.0	<0.5	<0.5	<0.5	<0.5	<1.0	<1.0	<1.0	<1.0	<1.0	<1.0	<1.0	NE	NE	NE
Tetrachloroethene	<0.5	<0.5	<0.4	<0.5	<2.5	<1.0	<1.0	<1.0	<1.0	<1.0	<1.0	<0.5	<0.5	<0.5	<0.5	<1.0	<1.0	<1.0	<1.0	<1.0	<1.0	<1.0	88	340	810
Toluene	<0.5	<0.5	<0.7	<0.5	<1.0	<1.0	<1.0	<1.0	<1.0	<1.0	<1.0	<0.5	<0.5	<0.5	<0.5	<1.0	<1.0	<1.0	<1.0	<1.0	<1.0	<1.0	4,000,000	23,500	50,000
1,2,4-Trichlorobenzene	<0.5	<0.5	<0.7	<0.5	<3.0	<5.0	<1.0	<1.0	<1.0	<1.0	<1.0	<0.5	<0.5	<0.5	<2.0	<3.0	<0.50	<0.50	<0.50	<0.50	<0.50	<0.50	NE	NE	NE
1,1,1-Trichloroethane	<0.5	<0.5	<0.9	<0.5	<1.0	<1.0	<1.0	<1.0	<1.0	<1.0	<1.0	<0.5	<0.5	<0.5	<0.5	<0.50	<0.50	<0.50	<0.50	<0.50	<0.50	<1.0	62,000	650	16,000
1,1,2-Trichloroethane	<0.5	<0.5	<0.7	<0.5	<1.0	<1.0	<1.0	<1.0	<1.0	<1.0	<1.0	<0.5	<0.5	<0.5	<0.5	<0.50	<0.50	<0.50	<0.50	<0.50	<0.50	<0.50	1,260	220	2,900
Trichloroethene	<0.5	<0.5	<1.0	<0.5	<1.0	<1.0	<1.0	<1.0	<1.0	<1.0	<1.0	<0.5	<0.5	<0.5	<0.5	<1.0	<1.0	<1.0	<1.0	<1.0	<1.0	<1.0	2,340	27	67
1,2,4-Trimethylbenzene	<0.5	<0.5	<0.7	<0.5	<2.0	<1.0	<1.0	<1.0	<1.0	<1.0	<1.0	<0.5	<0.5	<0.5	<0.5	<0.50	<0.50	<0.50	<0.50	<0.50	<0.50	<0.50	NE	NE	NE
1,3,5-Trimethylbenzene	<0.5	<0.5	<1.0	<0.5	<2.0	<1.0	<1.0	<1.0	<1.0	<1.0	<1.0	<0.5	<0.5	<0.5	<0.5	<0.50	<0.50	<0.50	<0.50	<0.50	<0.50	<2.0	NE	NE	NE
Xylenes, total	<1.0	<1.0	<1.3	<1.0	<4.0	<2.0	<2.0	<2.0	<2.0	<2.0	<2.0	<1.0	<1.0	<1.0	<1.0	<2.0	<2.0	<2.0	<2.0	<2.0	<2.0	<2.0	NE	21,300	50,000

Notes:
NA - Not analyzed for this analyte.
NE - Not Established.
ND - Not Detected.
BRL - Below Laboratory Reporting Limit.
ug/l - micrograms per liter.
mg/l - milligrams per liter.
VOCs - Volatile Organic Compounds.
SVOCs - Semi Volatile Organic Compounds.
EPA - Environmental Protection Agency.
Bold indicates concentration exceeds the Surface Water Protection Criteria, Appendix D to Connecticut Remediation Standards (March 9, 2021).
Underline indicates concentration exceeds the Residential Volatilization Criteria for Substances in Groundwater, Appendix E to Connecticut Remediation Standards (March 9, 2021).
Italics indicates concentration exceeds the Industrial/ Commercial Volatilization Criteria for Soil Vapor, Appendix E to Connecticut Remediation Standards (March 9, 2021).
[D] Dissolved metals concentration.
Shading indicates four consecutive quarters of laboratory analytical results below the Remediation Standards indicated on this Table.

RW-2
Groundwater Analytical Results
Former CL&P Area Work Center
1654 King Street
Enfield, Connecticut

Well ID	RW-2																										Connecticut Remediation Standards		
Year	2003	2004		2005		2006		2007			2008			2009			2010				2011				2012	2014	2015	2016	2017	Surface Water Protection Criteria	Residential Volatilization Criteria	Industrial/ Commercial Volatilization Criteria
Month	October	April	October	April	October	April	October	April	July	October	April	July	October	April	July	October	January	April	July	October	January	April	July	October	January	April	May	May	June			
VOCs via EPA 8260 (ug/l)																																
Benzene	<0.5	<0.5	<0.6	<0.5	<1.0	<1.0	<1.0	<1.0	<1.0	<1.0	<1.0	<0.5	<0.5	<0.5	<0.50	<0.50	<0.50	<0.50	<0.50	<0.50	<0.50	NA	NA	NA	NA	<0.50	<0.50	<0.50	<0.50	710	215	530
Bromodichloromethane	<0.5	<0.5	<0.4	<0.5	<2.0	<1.0	<1.0	<1.0	<1.0	<1.0	<1.0	<0.5	<0.5	<0.5	<0.50	<0.50	<5.0	<0.50	<0.50	<0.50	<0.50	NA	NA	NA	NA	<0.50	<0.50	<0.50	<0.50	NE	NE	NE
Bromomethane	<1.0	<1.0	<1.2	<1.0	<2.0	<5.0	<2.0	<2.0	<2.0	<2.0	<5.0	<1.0	<2.0	<6.0	<5.0	<5.0	<0.50	<0.50	<0.50	<0.50	<0.50	NA	NA	NA	NA	<1.0	<1.0	<2.0	<2.0	NE	NE	NE
2-Butanone (MEK)	<5.0	<5.0	<10.0	<5.0	<20.0	<20.0	<20.0	<20.0	<20.0	<20.0	<20.0	<2.0	<2.0	<2.0	<2.0	<2.0	<2.0	<2.0	<2.0	<2.0	<5.0	NA	NA	NA	NA	<5.0	<5.0	<10	<5.0	NE	50,000	50,000
n-Butylbenzene	<0.5	<0.5	<0.7	<0.5	<2.0	<1.0	<1.0	<1.0	<1.0	<1.0	<1.0	<1.0	<0.5	<0.5	<0.5	<1.0	<1.0	<1.0	<1.0	<1.0	<1.0	NA	NA	NA	NA	<1.0	<1.0	<1.0	<1.0	NE	NE	NE
sec-Butylbenzene	<0.5	<0.5	<0.6	<0.5	<1.0	<1.0	<1.0	<1.0	<1.0	<1.0	<1.0	<0.5	<0.5	<0.5	<1.0	<1.0	<1.0	<1.0	<1.0	<1.0	<1.0	NA	NA	NA	NA	<1.0	<1.0	<1.0	<1.0	NE	NE	NE
tert-Butylbenzene	<0.5	<0.5	<0.8	<0.5	<2.0	<1.0	<1.0	<1.0	<1.0	<1.0	<1.0	<0.5	<0.5	<0.5	<1.0	<1.0	<1.0	<1.0	<1.0	<1.0	<1.0	NA	NA	NA	NA	<1.0	<1.0	<1.0	<1.0	NE	NE	NE
Chlorobenzene	<0.5	<0.5	<0.6	<0.5	<1.0	<1.0	<1.0	<1.0	<1.0	<1.0	<1.0	<0.5	<0.5	<0.5	<0.50	<0.50	<0.50	<0.50	<0.50	<0.50	<0.50	NA	NA	NA	NA	<0.50	<0.50	<0.50	<0.50	420,000	1,800	23,000
Chloroform	<0.5	<0.5	<0.8	<0.5	<2.0	<2.0	<2.0	<2.0	<2.0	<2.0	<2.0	<0.5	<0.5	<0.5	<0.50	<0.50	<0.50	<0.50	<0.50	<0.50	<0.50	NA	NA	NA	NA	<0.50	<0.50	<0.50	<0.50	14,100	26	62
2-Chlorotoluene	<0.5	<0.5	<0.6	<0.5	<1.0	<1.0	<1.0	<1.0	<1.0	<1.0	<1.0	<0.5	<0.5	<0.5	<0.50	<0.50	<0.50	<0.50	<0.50	<0.50	<0.50	NA	NA	NA	NA	<0.50	<0.50	<0.50	<0.50	NE	NE	NE
4-Chlorotoluene	<0.5	<0.5	<0.6	<0.5	<2.0	<1.0	<1.0	<1.0	<1.0	<1.0	<1.0	<0.5	<0.5	<0.5	<0.50	<0.50	<0.50	<0.50	<0.50	<0.50	<0.50	NA	NA	NA	NA	<0.50	<0.50	<0.50	<0.50	NE	NE	NE
1,2-Dichlorobenzene	<0.5	<0.5	<0.8	<0.5	<1.0	<1.0	<1.0	<1.0	<1.0	<1.0	<1.0	<0.5	<0.5	<0.5	<0.50	<0.50	<0.50	<0.50	<0.50	<0.50	<0.50	NA	NA	NA	NA	<0.50	<0.50	<0.50	<0.50	170,000	5,100	50,000
1,4-Dichlorobenzene	<0.5	<0.5	<0.8	<0.5	<1.0	<1.0	<1.0	<1.0	<1.0	<1.0	<1.0	<0.5	<0.5	<0.5	<0.50	<0.50	<0.50	<0.50	<0.50	<0.50	<0.50	NA	NA	NA	NA	<0.50	<0.50	<0.50	<0.50	26,000	4,300	50,000
Dichlorodifluoromethane	<0.5	<0.5	<1.0	<0.5	<2.0	<2.0	<2.0	<2.0	<2.0	<2.0	<2.0	<0.5	<0.5	<0.5	<1.0	<0.50	<0.50	<0.50	<0.50	<0.50	<0.50	NA	NA	NA	NA	<0.50	<0.50	<0.50	<0.50	NE	NE	NE
1,1-Dichloroethane	<0.5	<0.5	<0.7	<0.5	<1.0	<1.0	<1.0	1.1	1.4	<1.0	<1.0	<0.5	<0.5	<0.5	<0.50	<0.50	<0.50	<0.50	<0.50	<0.50	<0.50	NA	NA	NA	NA	0.73	<0.50	<0.50	<0.50	NE	3,000	41,000
1,2-Dichloroethane	<0.5	<0.5	<0.9	<0.5	<1.0	<1.0	<1.0	<1.0	<1.0	<1.0	<1.0	<0.5	<0.5	<0.5	<0.50	<0.50	<0.50	<0.50	<0.50	<0.50	<0.50	NA	NA	NA	NA	<5.0	<0.50	<0.50	<0.50	2,970	6.5	68
1,1-Dichloroethene	<0.5	<0.5	<0.6	<1.0	<1.0	<1.0	<1.0	<1.0	<1.0	<1.0	<1.0	<0.5	<0.5	<0.5	<0.50	<0.50	<0.50	<0.50	<0.50	<0.50	<0.50	NA	NA	NA	NA	<0.50	<0.50	<0.50	<0.50	96	190	920
1,2-Dichloropropane	<0.5	<0.5	<0.6	<0.5	<1.0	<1.0	<1.0	<1.0	<1.0	<1.0	<1.0	<0.5	<0.5	<0.5	<0.50	<0.50	<0.50	<0.50	<0.50	<0.50	<0.50	NA	NA	NA	NA	<0.50	<0.50	<0.50	<0.50	NE	7.4	58
Ethylbenzene	<0.5	<0.5	<0.6	<0.5	<2.0	<1.0	<1.0	<1.0	<1.0	<1.0	<1.0	<0.5	<0.5	<0.5	<0.50	<0.50	<0.50	<0.50	<0.50	<0.50	<0.50	NA	NA	NA	NA	<0.50	<0.50	<0.50	<0.50	580,000	50,000	50,000
Isopropylbenzene	<0.5	<0.5	<0.4	<0.5	<2.0	<1.0	<1.0	<1.0	<1.0	<1.0	<1.0	<0.5	<0.5	<0.5	<0.50	<0.50	<0.50	<0.50	<0.50	<0.50	<0.50	NA	NA	NA	NA	<0.50	<0.50	<0.50	<0.50	NE	NE	NE
p-Isopropyltoluene	<0.5	<0.5	<0.7	<0.5	<2.0	<1.0	<1.0	<1.0	<1.0	<1.0	<1.0	<0.5	<0.5	<0.5	<0.50	<0.50	<0.50	<0.50	<0.50	<0.50	<0.50	NA	NA	NA	NA	<0.50	<0.50	<0.50	<0.50	NE	NE	NE
Methyl tert-butyl ether (MTBE)	<0.5	<0.5	<0.8	<0.5	<1.0	<1.0	<1.0	<1.0	<1.0	<1.0	<1.0	<0.5	<0.5	<0.5	<0.50	<0.50	<0.50	<0.50	<0.50	<0.50	<0.50	NA	NA	NA	NA	<0.50	<0.50	<0.50	<0.50	NE	50,000	50,000
Naphthalene	<0.5	<0.5	<1.0	<0.5	<3.0	<6.0	<2.0	10.3	<2.0	<2.0	<2.0	<5.0	<1.0	<2.0	3.3	<2.0	4.4	<2.0	<2.0	<2.0	<2.0	NA	NA	NA	NA	<2.0	<2.0	<2.0	<2.0	NE	NE	NE
n-Propylbenzene	<0.5	<0.5	<0.8	<0.5	<2.0	<1.0	<1.0	<1.0	<1.0	<1.0	<1.0	<0.5	<0.5	<0.5	<1.0	<1.0	<1.0	<1.0	<1.0	<1.0	<1.0	NA	NA	NA	NA	<1.0	<1.0	<1.0	<1.0	NE	NE	NE
Tetrachloroethene	<0.5	<0.5	<0.4	<0.5	<2.5	<1.0	<1.0	<1.0	<1.0	<1.0	<1.0	<0.5	<0.5	<0.5	<1.0	<1.0	<1.0	<1.0	<1.0	<1.0	<1.0	NA	NA	NA	NA	<1.0	<1.0	<1.0	<1.0	88	340	810
Toluene	<0.5	<0.5	<0.7	<0.5	<1.0	<1.0	<1.0	<1.0	<1.0	<1.0	<1.0	<0.5	<0.5	<0.5	<1.0	<1.0	<1.0	<1.0	<1.0	<1.0	<1.0	NA	NA	NA	NA	<1.0	<1.0	<1.0	<1.0	4,000,000	23,500	50,000
1,2,4-Trichlorobenzene	<0.5	<0.5	<0.7	<0.5	<3.0	<5.0	<1.0	<1.0	<1.0	<1.0	<1.0	<0.5	<0.5	<2.0	<3.0	<0.50	<0.50	<0.50	<0.50	<0.50	<0.50	NA	NA	NA	NA	<0.50	<2.0	<0.50	<2.0	NE	NE	NE
1,1,1-Trichloroethane	<0.5	<0.5	<0.9	<0.5	1.6	<1.0	<1.0	5.3	<1.0	<1.0	1.3	<0.5	<0.5	<0.5	<0.50	<0.50	<0.50	<0.50	<0.50	<0.50	<0.50	NA	NA	NA	NA	3.4	0.81	<0.50	<0.50	62,000	650	16,000
1,1,2-Trichloroethane	<0.5	<0.5	<0.7	<0.5	<1.0	<1.0	<1.0	<1.0	<1.0	<1.0	<1.0	<0.5	<0.5	<0.5	<0.50	<0.50	<0.50	<0.50	<0.50	<0.50	<0.50	NA	NA	NA	NA	<0.50	<0.50	<0.50	<0.50	1,260	220	2,900
Trichloroethene	<0.5	<0.5	<1.0	<0.5	<1.0	<1.0	<1.0	<1.0	<1.0	<1.0	<1.0	<0.5	<0.5	<0.5	<1.0	<1.0	<1.0	<1.0	<1.0	<1.0	<1.0	NA	NA	NA	NA	<1.0	<1.0	<1.0	<1.0	2,340	27	67
1,2,4-Trimethylbenzene	<0.5	<0.5	<0.7	1.3	<2.0	<1.0	<1.0	<1.0	<1.0	<1.0	<1.0	<0.5	<0.5	<0.5	<0.50	<0.50	<0.50	<0.50	<0.50	<0.50	<0.50	NA	NA	NA	NA	<0.50	<0.50	<0.50	<0.50	NE	NE	NE
1,3,5-Trimethylbenzene	<0.5	<0.5	<1.0	<0.5	<2.0	<1.0	<1.0	<1.0	<1.0	<1.0	<1.0	<0.5	<0.5	<0.5	<0.50	<0.50	<0.50	<0.50	<0.50	<0.50	<0.50	NA	NA	NA	NA	<0.50	<0.50	<0.50	<0.50	NE	NE	NE
Xylenes, total	<1.0	<1.0	<1.3	<1.0	<4.0	<2.0	<2.0	<2.0	<2.0	<2.0	<2.0	<1.0	<1.0	<1.0	<2.0	<2.0	<2.0	<2.0	<2.0	<2.0	<2.0	NA	NA	NA	NA	<2.0	<2.0	<2.0	<2.0	NE	21,300	50,000
Total Metals (mg/l)																																
Arsenic	NA	NA	NA	NA	NA	NA	NA	NA	NA	NA	NA	NA	NA	NA	NA	NA	NA	NA	NA	<0.0020	<0.0020	<0.0020	<0.002	NA	<0.0020	<0.0020	<0.0020	<0.0020	<0.0020/ <.0028[D]	0.004	NE	NE
Barium	NA	NA	NA	NA	NA	NA	NA	NA	NA	NA	NA	NA	NA	NA	NA	NA	NA	NA	NA	0.053	<0.050	<0.050	0.064	NA	<0.050	0.083	<0.050	<0.050	0.085/ 0.081[D]	NE	NE	NE
Silver	NA	NA	NA	NA	NA	NA	NA	NA	NA	NA	NA	NA	NA	NA	NA	NA	NA	NA	NA	<0.0025	<0.0025	<0.0025	<0.0025	NA	<0.0025	<0.0025	<0.0025	<0.0025	<0.0025/ <0.0025[D]	0.012	NE	NE
Zinc	NA	NA	NA	NA	NA	NA	NA	NA	NA	NA	NA	NA	NA	NA	NA	NA	NA	NA	NA	**0.170**	<0.050	<0.050	<0.050	NA	<0.050	0.12	0.074	<0.050	0.033/ <0.010[D]	0.123	NE	NE
SVOCs via EPA 8270 (ug/l)																																
Benzo(a)anthracene	NA	NA	NA	NA	NA	NA	NA	NA	NA	NA	NA	NA	NA	NA	NA	NA	NA	NA	NA	<0.050	<0.050	<0.050	<0.050	<0.050	<0.050	<0.050	<0.050	<0.047	<0.050	0.3	NE	NE
Benzo(a)pyrene	NA	NA	NA	NA	NA	NA	NA	NA	NA	NA	NA	NA	NA	NA	NA	NA	NA	NA	NA	<0.10	<0.10	<0.10	<0.10	<0.10	<0.10	<0.10	<0.10	<0.094	<0.10	0.3	NE	NE
Benzo(b)fluoranthene	NA	NA	NA	NA	NA	NA	NA	NA	NA	NA	NA	NA	NA	NA	NA	NA	NA	NA	NA	<0.050	<0.050	<0.050	<0.050	<0.050	0.060	<0.050	<0.050	<0.047	<0.050	0.3	NE	NE
2-Methylnaphthalene	NA	NA	NA	NA	NA	NA	NA	NA	NA	NA	NA	NA	NA	NA	NA	NA	NA	NA	NA	<1.0	<1.0	<1.0	<1.0	<1.0	<1.0	<1.0	<1.0	<0.94	<1.0	NE	NE	NE
Naphthalene	NA	NA	NA	NA	NA	NA	NA	NA	NA	NA	NA	NA	NA	NA	NA	NA	NA	NA	NA	<1.0	<1.0	<1.0	<1.0	<1.0	<1.0	<1.0	<1.0	<0.94	<1.0	NE	NE	NE
Phenanthrene	NA	NA	NA	NA	NA	NA	NA	NA	NA	NA	NA	NA	NA	NA	NA	NA	NA	NA	NA	<0.050	<0.050	<0.050	<0.050	<0.050	<0.050	<0.050	<0.050	<0.047	<0.050	14	NE	NE

Notes:
NA - Not analyzed for this analyte.
NE - Not Established.
ND - Not Detected.
BRL - Below Laboratory Reporting Limit.
ug/l - micrograms per liter.
mg/l - milligrams per liter.
VOCs - Volatile Organic Compounds.
SVOCs - Semi Volatile Organic Compounds.
EPA - Environmental Protection Agency.
Bold indicates concentration exceeds the Surface Water Protection Criteria, Appendix D to Connecticut Remediation Standards (March 9, 2021).
Underling indicates concentration exceeds the Residential Volatilization Criteria for Substances in Groundwater, Appendix E to Connecticut Remediation Standards (March 9, 2021).
Italics indicates concentration exceeds the Industrial/ Commercial Volatilization Criteria for Soil Vapor, Appendix E to Connecticut Remediation Standards (March 9, 2021).
[D] Dissolved metals concentration
Shading indicates four consecutive quarters of laboratory analytical results below the Remediation Standards indicated on this Table.

RW-3
Groundwater Analytical Results
Former CL&P Area Work Center
1654 King Street
Enfield, Connecticut

Well ID	RW-3																					Connecticut Remediation Standards		
Year	2005		2006		2007			2008			2009		2010			2011				2021		2023	Surface Water Protection Criteria	Residential Volatilization Criteria	Industrial/ Commercial Volatilization Criteria
Month	April	October	April	October	April	July	October	April	July	October	April	1-Aug	January	April	July	January	April	July	October	May	August	October			
VOCs via EPA 8260 (ug/l)																									
Benzene	<0.5	<1.0	<1.0	<1.0	<1.0	<1.0	<1.0	<1.0	<0.5	<0.5	<0.5	<0.50	<0.50	<0.50	<0.50	<0.50	<0.50	<0.50	<0.50	<0.50	<0.50	<1.0	710	215	530
Bromodichloromethane	<0.5	<2.0	<1.0	<1.0	<1.0	<1.0	<1.0	<1.0	<0.5	<0.5	<0.5	<0.50	<5.0	<0.50	<0.50	<0.50	<0.50	<0.50	<0.50	<0.50	<0.50	<0.4	NE	NE	NE
Bromomethane	<1.0	<2.0	<5.0	<2.0	<2.0	<2.0	<2.0	<5.0	<1.0	<2.0	<6.0	<5.0	<0.50	<0.50	<0.50	<0.50	<0.50	<2.0	<0.50	<0.50	<0.50	<2.0	NE	NE	NE
2-Butanone (MEK)	<5.0	<20.0	<20.0	<20.0	<20.0	<20.0	<20.0	<20.0	<2.0	<2.0	<2.0	<2.0	<2.0	<2.0	<2.0	<5.0	<5.0	<5.0	<5.0	<5.0	<5.0	<25.0	NE	50,000	50,000
n-Butylbenzene	<0.5	<2.0	<1.0	<1.0	<1.0	<1.0	<1.0	<1.0	<1.0	<0.5	<0.5	<1.0	<1.0	<1.0	<1.0	<1.0	<1.0	<1.0	<1.0	<1.0	<1.0	<1.0	NE	NE	NE
sec-Butylbenzene	<0.5	<1.0	<1.0	<1.0	<1.0	<1.0	<1.0	<1.0	<0.5	<0.5	<0.5	<1.0	<1.0	<1.0	<1.0	<1.0	<1.0	<1.0	<1.0	<1.0	<1.0	<1.0	NE	NE	NE
tert-Butylbenzene	1.2	<2.0	<1.0	<1.0	<1.0	<1.0	<1.0	<1.0	<0.5	<0.5	<0.5	<1.0	<1.0	<1.0	<1.0	<1.0	<1.0	<1.0	<1.0	<1.0	<1.0	<1.0	NE	NE	NE
Chlorobenzene	<0.5	<1.0	<1.0	<1.0	<1.0	<1.0	<1.0	<1.0	<0.5	<0.5	<0.5	<0.50	<0.50	<0.50	<0.50	<0.50	<0.50	<0.50	<0.50	<0.50	<0.50	<1.0	420,000	1,800	23,000
Chloroform	<0.5	<2.0	<2.0	<2.0	<2.0	<2.0	<2.0	<2.0	<0.5	<0.5	<0.5	<0.50	<0.50	<0.50	<0.50	<0.50	<0.50	<0.50	<0.50	<0.50	<0.50	<1.0	14,100	26	62
2-Chlorotoluene	<0.5	<1.0	<1.0	<1.0	<1.0	<1.0	<1.0	<1.0	<0.5	<0.5	<0.5	<0.50	<0.50	<0.50	<0.50	<0.50	<0.50	<0.50	<0.50	<0.50	<0.50	<1.0	NE	NE	NE
4-Chlorotoluene	<0.5	<2.0	<1.0	<1.0	<1.0	<1.0	<1.0	<1.0	<0.5	<0.5	<0.5	<0.50	<0.50	<0.50	<0.50	<0.50	<0.50	<0.50	<0.50	<0.50	<0.50	<1.0	NE	NE	NE
1,2-Dichlorobenzene	<0.5	<1.0	<1.0	<1.0	<1.0	<1.0	<1.0	<1.0	<0.5	<0.5	<0.5	<0.50	<0.50	<0.50	<0.50	<0.50	<0.50	<0.50	<0.50	<0.50	<0.50	<1.0	170,000	5,100	50,000
1,4-Dichlorobenzene	<0.5	<1.0	<1.0	<1.0	<1.0	<1.0	<1.0	<1.0	<0.5	<0.5	<0.5	<0.50	<0.50	<0.50	<0.50	<0.50	<0.50	<0.50	<0.50	<0.50	<0.50	<1.0	26,000	4,300	50,000
Dichlorodifluoromethane	<0.5	<2.0	<2.0	<2.0	<2.0	<2.0	<2.0	<2.0	<0.5	<0.5	<0.5	<0.50	<0.50	<0.50	<0.50	<0.50	<0.50	<0.50	<0.50	<0.50	<0.50	<2.0	NE	NE	NE
1,1-Dichloroethane	4.0	5.5	3.7	3.7	2.6	2.7	2.0	2.8	2.8	2.8	2.3	2.8	2.0	2.2	2.2	2.2	2.2	2.1	2.4	0.74	1.0	<1.0	NE	3,000	41,000
1,2-Dichloroethane	<0.5	<1.0	<1.0	<1.0	<1.0	<1.0	<1.0	<1.0	<0.5	<0.5	<0.5	<0.50	<0.50	<0.50	<0.50	<0.50	<0.50	<0.50	<0.50	<0.50	<0.50	<1.0	2,970	6.5	68
1,1-Dichloroethene	<1.0	<1.0	<1.0	<1.0	<1.0	<1.0	<1.0	<1.0	<0.5	<0.5	<0.5	<0.50	<0.50	<0.50	<0.50	<0.50	<0.50	<0.50	<0.50	<0.50	<0.50	<1.0	96	190	920
1,2-Dichloropropane	<0.5	<1.0	<1.0	<1.0	<1.0	<1.0	<1.0	<1.0	<0.5	<0.5	<0.5	<0.50	<0.50	<0.50	<0.50	<0.50	<0.50	<0.50	<0.50	<0.50	<0.50	<1.0	NE	7.4	58
Ethylbenzene	<0.5	<2.0	<1.0	<1.0	1.4	<1.0	<1.0	<1.0	<0.5	<0.5	<0.5	<0.50	<0.50	<0.50	<0.50	<0.50	<0.50	<0.50	<0.50	<0.50	<0.50	<1.0	580,000	50,000	50,000
Isopropylbenzene	<0.5	<2.0	<1.0	<1.0	<1.0	<1.0	<1.0	<1.0	<0.5	<0.5	<0.5	<0.50	<0.50	<0.50	<0.50	<0.50	<0.50	<0.50	<0.50	<0.50	<0.50	<1.0	NE	NE	NE
p-Isopropyltoluene	<0.5	<2.0	<1.0	<1.0	<1.0	<1.0	<1.0	<1.0	<0.5	<0.5	<0.5	<0.50	<0.50	<0.50	<0.50	<0.50	<0.50	<0.50	<0.50	<0.50	<0.50	NA	NE	NE	NE
Methyl tert-butyl ether (MTBE)	0.9	1.1	<1.0.	<1.0	<1.0	<1.0	<1.0	<1.0	<0.5	<0.5	<0.5	<0.50	<0.50	<0.50	<0.50	<0.50	<0.50	<0.50	<0.50	<0.50	<0.50	<1.0	NE	50,000	50,000
Naphthalene	<0.5	<3.0	<6.0	<2.0	9.0	<2.0	<2.0	2.6	<5.0	<1.0	<2.0	<3.0	<2.0	<2.0	<2.0	<2.0	<2.0	<2.0	<2.0	<2.0	<2.0	<1.0	NE	NE	NE
n-Propylbenzene	<0.5	<2.0	<1.0	<1.0	<1.0	<1.0	<1.0	<1.0	<0.5	<0.5	<0.5	<1.0	<1.0	<1.0	<1.0	<1.0	<1.0	<1.0	<1.0	<1.0	<1.0	<1.0	NE	NE	NE
Tetrachloroethene	<0.5	<2.5	<1.0	<1.0	<1.0	<1.0	<1.0	<1.0	<0.5	<0.5	<0.5	<1.0	<1.0	<1.0	<1.0	<1.0	<1.0	<1.0	<1.0	<1.0	<1.0	<1.0	88	340	810
Toluene	<0.5	<1.0	<1.0	<1.0	<1.0	<1.0	<1.0	<1.0	<0.5	<0.5	<0.5	<1.0	<1.0	<1.0	<1.0	<1.0	<1.0	<1.0	<1.0	<1.0	<1.0	<1.0	4,000,000	23,500	50,000
1,2,4-Trichlorobenzene	<0.5	<3.0	<5.0	<1.0	<1.0	<1.0	<1.0	<1.0	<0.5	<0.5	<2.0	<0.50	<0.50	<0.50	<0.50	<0.50	<0.50	<0.50	<0.50	<0.50	<0.50	<1.0	NE	NE	NE
1,1,1-Trichloroethane	<0.5	<1.0	<1.0	<1.0	<1.0	<1.0	<1.0	<1.0	<0.5	<0.5	<0.5	<0.50	<0.50	<0.50	<0.50	<0.50	<0.50	<0.50	<1.0	<1.0	<1.0	<1.0	62,000	650	16,000
1,1,2-Trichloroethane	<0.5	<1.0	<1.0	<1.0	<1.0	<1.0	<1.0	<1.0	<0.5	<0.5	<0.5	<0.50	<0.50	<0.50	<0.50	<0.50	<0.50	<0.50	<0.50	<0.50	<0.50	<1.0	1,260	220	2,900
Trichloroethene	<0.5	<1.0	<1.0	<1.0	<1.0	<1.0	<1.0	<1.0	<0.5	<0.5	<0.5	<1.0	<1.0	<1.0	<1.0	<1.0	<1.0	<1.0	<1.0	<1.0	<1.0	<1.0	2,340	27	67
1,2,4-Trimethylbenzene	<0.5	<2.0	<1.0	<1.0	<1.0	<1.0	<1.0	<1.0	<0.5	<0.5	<0.5	<0.50	<0.50	<0.50	<0.50	<0.50	<0.50	<0.50	<0.50	<0.50	<0.50	<1.0	NE	NE	NE
1,3,5-Trimethylbenzene	<0.5	<2.0	<1.0	<1.0	<1.0	<1.0	<1.0	<1.0	<0.5	<0.5	<0.5	<0.50	<0.50	<0.50	<0.50	<0.50	<0.50	<0.50	<0.50	<0.50	<0.50	<1.0	NE	NE	NE
Xylenes, total	<1.0	<4.0	<2.0	<2.0	<2.0	<2.0	<2.0	<2.0	<1.0	<1.0	<1.0	<2.0	<2.0	<2.0	<2.0	<2.0	<2.0	<2.0	<2.0	<2.0	<2.0	<2.0	NE	21,300	50,000
Total Metals (mg/l)																									
Arsenic	NA	NA	NA	NA	NA	NA	NA	NA	NA	NA	NA	NA	NA	NA	<0.002	<0.0020	<0.0020	<0.002	<0.002	0.0013	<0.00080	<0.001	0.004	NE	NE
Barium	NA	NA	NA	NA	NA	NA	NA	NA	NA	NA	NA	NA	NA	NA	0.510	4.400	4.300	2.600	0.690	0.470	0.450	0.514	NE	NE	NE
Cadmium	NA	NA	NA	NA	NA	NA	NA	NA	NA	NA	NA	NA	NA	NA	<0.00025	<0.00025	<0.00025	<0.00025	<0.00025	0.00064	0.00038	<0.0025	0.006	NE	NE
Chromium	NA	NA	NA	NA	NA	NA	NA	NA	NA	NA	NA	NA	NA	NA	<0.005	<0.005	<0.005	<0.005	<0.005	0.0015	<0.001	<0.01	0.11	NE	NE
Copper	NA	NA	NA	NA	NA	NA	NA	NA	NA	NA	NA	NA	NA	NA	<0.00025	<0.00025	<0.00025	<0.00025	<0.00025	0.017	0.0027	<0.01	0.048	NE	NE
Lead	NA	NA	NA	NA	NA	NA	NA	NA	NA	NA	NA	NA	NA	NA	<0.005	<0.005	<0.005	<0.005	<0.005	0.0020	<0.00050	<0.01	0.013	NE	NE
Silver	NA	NA	NA	NA	NA	NA	NA	NA	NA	NA	NA	NA	NA	NA	<0.0025	<0.0025	<0.0025	<0.0025	<0.0025	<0.00020	<0.00020	<0.005	0.012	NE	NE
Zinc	NA	NA	NA	NA	NA	NA	NA	NA	NA	NA	NA	NA	NA	NA	0.051	<0.050	<0.050	<0.050	<0.050	0.033	0.027	<0.025	0.123	NE	NE
SVOCs via EPA 8270 (ug/l)																									
Benzo(a)anthracene	NA	NA	NA	NA	NA	NA	NA	NA	NA	NA	NA	NA	NA	NA	<0.050	<0.050	<0.050	<0.050	<0.050	**<5.0**	<0.050	<0.05	0.3	NE	NE
Benzo(a)pyrene	NA	NA	NA	NA	NA	NA	NA	NA	NA	NA	NA	NA	NA	NA	<0.10	<0.10	<0.10	<0.10	<0.10	**<5.0**	<0.10	<0.05	0.3	NE	NE
Benzo(b)fluoranthene	NA	NA	NA	NA	NA	NA	NA	NA	NA	NA	NA	NA	NA	NA	<0.050	<0.050	<0.050	<0.050	<0.050	**<5.0**	<0.050	<0.05	0.3	NE	NE
2-Methylnaphthalene	NA	NA	NA	NA	NA	NA	NA	NA	NA	NA	NA	NA	NA	NA	<1.0	<1.0	<1.0	<1.0	<1.0	<5.0	<1.0	<0.19	NE	NE	NE
Naphthalene	NA	NA	NA	NA	NA	NA	NA	NA	NA	NA	NA	NA	NA	NA	<1.0	<1.0	<1.0	<1.0	<1.0	<5.0	<1.0	<0.19	NE	NE	NE
Phenanthrene	NA	NA	NA	NA	NA	NA	NA	NA	NA	NA	NA	NA	NA	NA	<0.050	<0.050	<0.050	<0.050	<0.050	<5.0	<0.050	<0.05	14	NE	NE

Notes:
NA - Not analyzed for this analyte.
NE - Not Established.
ND - Not Detected.
BRL - Below Laboratory Reporting Limit.
ug/l - micrograms per liter.
mg/l - milligrams per liter.
VOCs - Volatile Organic Compounds.
SVOCs - Semi Volatile Organic Compounds.
EPA - Environmental Protection Agency.
Bold indicates concentration exceeds the Surface Water Protection Criteria, Appendix D to Connecticut Remediation Standards (March 9, 2021).
Underline indicates concentration exceeds the Residential Volatilization Criteria for Substances in Groundwater, Appendix E to Connecticut Remediation Standards (March 9, 2021).
Italics indicates concentration exceeds the Industrial/ Commercial Volatilization Criteria for Soil Vapor, Appendix E to Connecticut Remediation Standards (March 9, 2021).
[D] Dissolved metals concentration
Shading indicates four consecutive quarters of laboratory analytical results below the Remediation Standards indicated on this Table.

RW-4
Groundwater Analytical Results
Former CL&P Area Work Center
1654 King Street
Enfield, Connecticut

Well ID	RW-4																										Connecticut Remediation Standards		
Year	2003	2004		2005		2006		2007			2008			2009				2010				2011			2021		2023			
Month	October	April	October	April	October	April	October	April	July	October	April	July	October	January	April	July	October	January	April	July	October	January	April	July	May	August	October	Surface Water Protection Criteria	Residential Volatilization Criteria	Industrial/ Commercial Volatilization Criteria
VOCs via EPA 8260 (ug/l)																													
Benzene	<0.5	<0.5	<0.6	<0.5	<1.0	<1.0	<1.0	<1.0	<1.0	<1.0	<1.0	<0.5	<0.5	<0.5	<0.5	<0.50	<0.50	<0.50	<0.50	<0.50	<0.50	<0.50	<0.50	<0.50	<0.50	<0.50	<0.50	<1.0	710	215	530
Bromodichloromethane	<0.5	<0.5	<0.4	<0.5	<2.0	<1.0	<1.0	<1.0	<1.0	<1.0	<1.0	<0.5	<0.5	<0.5	<0.5	<0.50	<0.50	<5.0	<0.50	<0.50	<0.50	<0.50	<0.50	<0.50	<0.50	<0.50	<0.50	<0.4	NE	NE	NE
Bromomethane	<1.0	<1.0	<1.2	<1.0	<2.0	<5.0	<2.0	<2.0	<2.0	<2.0	<5.0	<1.0	<2.0	<1.0	<6.0	<5.0	<5.0	<0.50	<0.50	<0.50	<0.50	<0.50	<0.50	<0.50	<2.0	<2.0	<2.0	<2.0	NE	NE	NE
2-Butanone (MEK)	<5.0	<5.0	<10.0	<5.0	<20.0	<20.0	<20.0	<20.0	<20.0	<20.0	<20.0	<2.0	<2.0	<2.0	<2.0	<2.0	<2.0	<2.0	<2.0	<2.0	<2.0	<2.0	<5.0	<5.0	<5.0	<5.0	<5.0	<25.0	NE	50,000	50,000
n-Butylbenzene	<0.5	<0.5	<0.7	<0.5	<2.0	<1.0	<1.0	<1.0	<1.0	<1.0	<1.0	<1.0	<0.5	<0.5	<0.5	<1.0	<1.0	<1.0	<1.0	<1.0	<1.0	<1.0	<1.0	<1.0	<1.0	<1.0	<1.0	<1.0	NE	NE	NE
sec-Butylbenzene	<0.5	<0.5	<0.6	<0.5	<1.0	<1.0	<1.0	<1.0	<1.0	<1.0	<1.0	<0.5	<0.5	<0.5	<0.5	<1.0	<1.0	<1.0	<1.0	<1.0	<1.0	<1.0	<1.0	<1.0	<1.0	<1.0	<1.0	<1.0	NE	NE	NE
tert-Butylbenzene	<0.5	<0.5	<0.8	<0.5	<2.0	<1.0	<1.0	<1.0	<1.0	<1.0	<1.0	<0.5	<0.5	<0.5	<0.5	<1.0	<1.0	<1.0	<1.0	<1.0	<1.0	<1.0	<1.0	<1.0	<1.0	<1.0	<1.0	<1.0	NE	NE	NE
Chlorobenzene	<0.5	<0.5	<0.6	<0.5	<1.0	<1.0	<1.0	<1.0	<1.0	<1.0	<1.0	<0.5	<0.5	<0.5	<0.5	<0.50	<0.50	<0.50	<0.50	<0.50	<0.50	<0.50	<0.50	<0.50	<0.50	<0.50	<0.50	<1.0	420,000	1,800	23,000
Chloroform	<0.5	<0.5	<0.8	<0.5	<2.0	<2.0	<2.0	<2.0	<2.0	<2.0	<2.0	<0.5	<0.5	<0.5	<0.5	<0.50	<0.50	<0.50	<0.50	<0.50	<0.50	<0.50	<0.50	<0.50	<0.50	<0.50	<0.50	<1.0	14,100	26	62
2-Chlorotoluene	<0.5	<0.5	<0.6	<0.5	<1.0	<1.0	<1.0	<1.0	<1.0	<1.0	<1.0	<0.5	<0.5	<0.5	<0.5	<0.50	<0.50	<0.50	<0.50	<0.50	<0.50	<0.50	<0.50	<0.50	<0.50	<0.50	<0.50	<1.0	NE	NE	NE
4-Chlorotoluene	<0.5	<0.5	<0.6	<0.5	<2.0	<1.0	<1.0	<1.0	<1.0	<1.0	<1.0	<0.5	<0.5	<0.5	<0.5	<0.50	<0.50	<0.50	<0.50	<0.50	<0.50	<0.50	<0.50	<0.50	<0.50	<0.50	<0.50	<1.0	NE	NE	NE
1,2-Dichlorobenzene	<0.5	<0.5	<0.8	<0.5	<1.0	<1.0	<1.0	<1.0	<1.0	<1.0	<1.0	<0.5	<0.5	<0.5	<0.5	<0.50	<0.50	<0.50	<0.50	<0.50	<0.50	<0.50	<0.50	<0.50	<0.50	<0.50	<0.50	<1.0	170,000	5,100	50,000
1,4-Dichlorobenzene	<0.5	<0.5	<0.8	<0.5	<1.0	<1.0	<1.0	<1.0	<1.0	<1.0	<1.0	<0.5	<0.5	<0.5	<0.5	<0.50	<0.50	<0.50	<0.50	<0.50	<0.50	<0.50	<0.50	<0.50	<0.50	<0.50	<0.50	<1.0	26,000	4,300	50,000
Dichlorodifluoromethane	<0.5	<0.5	<1.0	<0.5	<2.0	<2.0	<2.0	<2.0	<2.0	<2.0	<2.0	<0.5	<0.5	<0.5	<0.5	<0.50	<0.50	<0.50	<0.50	<0.50	<0.50	<0.50	<0.50	<0.50	<0.50	<0.50	<0.50	<2.0	NE	NE	NE
1,1-Dichloroethane	<0.5	<0.5	<0.7	<0.5	<1.0	<1.0	<1.0	<1.0	<1.0	<1.0	<1.0	<0.5	<0.5	<0.5	<0.5	<0.50	<0.50	<0.50	<0.50	<0.50	<0.50	<0.50	<0.50	<0.50	<0.50	<0.50	<0.50	<1.0	NE	3,000	41,000
1,2-Dichloroethane	<0.5	<0.5	<0.9	<0.5	<1.0	<1.0	<1.0	<1.0	<1.0	<1.0	<1.0	<0.5	<0.5	<0.5	<0.5	<0.50	<0.50	<0.50	<0.50	<0.50	<0.50	<0.50	<0.50	<0.50	<0.50	<0.50	<0.50	<1.0	2,970	6.5	68
1,1-Dichloroethene	<0.5	<0.5	<0.6	<1.0	<1.0	<1.0	<1.0	<1.0	<1.0	<1.0	<1.0	<0.5	<0.5	<0.5	<0.5	<0.50	<0.50	<0.50	<0.50	<0.50	<0.50	<0.50	<0.50	<0.50	<0.50	<0.50	<0.50	<1.0	96	190	920
1,2-Dichloropropane	<0.5	<0.5	<0.6	<0.5	<1.0	<1.0	<1.0	<1.0	<1.0	<1.0	<1.0	<0.5	<0.5	<0.5	<0.5	<0.50	<0.50	<0.50	<0.50	<0.50	<0.50	<0.50	<0.50	<0.50	<0.50	<0.50	<0.50	<1.0	NE	7.4	58
Ethylbenzene	<0.5	<0.5	<0.6	<0.5	<2.0	<1.0	<1.0	1.0	<1.0	<1.0	<1.0	<0.5	<0.5	<0.5	<0.5	<0.50	0.95	<0.50	<0.50	<0.50	<0.50	<0.50	<0.50	<0.50	<0.50	<0.50	<0.50	<1.0	580,000	50,000	50,000
Isopropylbenzene	<0.5	<0.5	<0.4	<0.5	<2.0	<1.0	<1.0	<1.0	<1.0	<1.0	<1.0	<0.5	<0.5	<0.5	<0.5	<0.50	<0.50	<0.50	<0.50	<0.50	<0.50	<0.50	<0.50	<0.50	<0.50	<0.50	<0.50	<1.0	NE	NE	NE
p-Isopropyltoluene	<0.5	<0.5	<0.7	<0.5	<2.0	<1.0	<1.0	<1.0	<1.0	<1.0	<1.0	<0.5	<0.5	<0.5	<0.5	<0.50	<0.50	<0.50	<0.50	<0.50	<0.50	<0.50	<0.50	<0.50	<0.50	<0.50	<0.50	NA	NE	NE	NE
Methyl tert-butyl ether (MTBE)	<0.5	<0.5	<0.8	<0.5	<1.0	<1.0	<1.0	<1.0	<1.0	<1.0	<1.0	<0.5	<0.5	<0.5	<0.5	<0.50	<0.50	<0.50	<0.50	<0.50	<0.50	<0.50	<0.50	<0.50	<0.50	<0.50	<0.50	<1.0	NE	50,000	50,000
Naphthalene	<0.5	<0.5	<1.0	<0.5	<3.0	<6.0	<2.0	12.1	<2.0	<2.0	<2.0	<5.0	<1.0	3.2	<2.0	3.1	11	4.4	<2.0	<2.0	<2.0	<2.0	<2.0	<2.0	<2.0	<2.0	<2.0	<1.0	NE	NE	NE
n-Propylbenzene	<0.5	<0.5	<0.8	<0.5	<2.0	<1.0	<1.0	<1.0	<1.0	<1.0	<1.0	<0.5	>0.5	<0.5	<0.5	<1.0	<1.0	<1.0	<1.0	<1.0	<1.0	<1.0	<1.0	<1.0	<1.0	<1.0	<1.0	<1.0	NE	NE	NE
Tetrachloroethene	<0.5	<0.5	<0.4	<0.5	<2.5	<1.0	<1.0	<1.0	<1.0	<1.0	<1.0	<0.5	<0.5	<0.5	<0.5	<1.0	<1.0	<1.0	<1.0	<1.0	<1.0	<1.0	<1.0	<1.0	<1.0	<1.0	<1.0	<1.0	88	340	810
Toluene	<0.5	<0.5	<0.7	<0.5	<1.0	<1.0	<1.0	<1.0	<1.0	<1.0	<1.0	<0.5	<0.5	<0.5	<0.5	<1.0	<1.0	<1.0	<1.0	<1.0	<1.0	<1.0	<1.0	<1.0	<1.0	<1.0	<1.0	<1.0	4,000,000	23,500	50,000
1,2,4-Trichlorobenzene	<0.5	<0.5	<0.7	<0.5	<3.0	<5.0	<1.0	<1.0	<1.0	<1.0	<1.0	<0.5	<0.5	<0.5	<2.0	<0.50	<0.50	<0.50	<0.50	<0.50	<0.50	<0.50	<0.50	<0.50	<0.50	<0.50	<0.50	<1.0	NE	NE	NE
1,1,1-Trichloroethane	<0.5	<0.5	<0.9	<0.5	<1.0	<1.0	<1.0	<1.0	<1.0	<1.0	<1.0	<0.5	<0.5	<0.5	<0.5	<0.50	<0.50	<0.50	<0.50	<0.50	<0.50	<0.50	<0.50	<0.50	<0.50	<0.50	<0.50	<1.0	62,000	650	16,000
1,1,2-Trichloroethane	<0.5	<0.5	<0.7	<0.5	<1.0	<1.0	<1.0	<1.0	<1.0	<1.0	<1.0	<0.5	<0.5	<0.5	<0.5	<0.50	<0.50	<0.50	<0.50	<0.50	<0.50	<0.50	<0.50	<0.50	<0.50	<0.50	<0.50	<1.0	1,260	220	2,900
Trichloroethene	<0.5	<0.5	<1.0	<0.5	<1.0	<1.0	<1.0	<1.0	<1.0	<1.0	<1.0	<0.5	<0.5	<0.5	<0.5	<1.0	<1.0	<1.0	<1.0	<1.0	<1.0	<1.0	<1.0	<1.0	<1.0	<1.0	<1.0	<1.0	2,340	27	67
1,2,4-Trimethylbenzene	<0.5	<0.5	<0.7	1.4	<2.0	<1.0	<1.0	<1.0	<1.0	<1.0	<1.0	<0.5	<0.5	<0.5	<0.5	<0.50	<0.50	<0.50	<0.50	<0.50	<0.50	<0.50	<0.50	<0.50	<0.50	<0.50	<0.50	<1.0	NE	NE	NE
1,3,5-Trimethylbenzene	<0.5	<0.5	<1.0	<0.5	<2.0	<1.0	<1.0	<1.0	<1.0	<1.0	<1.0	<0.5	<0.5	<0.5	<0.5	<0.50	<0.50	<0.50	<0.50	<0.50	<0.50	<0.50	<0.50	<0.50	<0.50	<0.50	<0.50	<1.0	NE	NE	NE
Xylenes, total	<1.0	<1.0	<1.3	<1.0	<4.0	<2.0	<2.0	<2.0	<2.0	<2.0	<2.0	<1.0	<1.0	<1.0	<1.0	<2.0	<2.0	<2.0	<2.0	<2.0	<2.0	<2.0	<2.0	<2.0	<2.0	<2.0	<2.0	<2.0	NE	21,300	50,000
Total Metals (mg/l)																													
Arsenic	NA	NA	NA	NA	NA	NA	NA	NA	NA	NA	NA	NA	NA	NA	NA	NA	NA	NA	NA	NA	<0.002	<0.002	<0.002	<0.002	<0.002	<0.0008	<0.0008	<0.0025	0.004	NE	NE
Barium	NA	NA	NA	NA	NA	NA	NA	NA	NA	NA	NA	NA	NA	NA	NA	NA	NA	NA	NA	NA	0.600	0.280	0.430	0.390	0.660	0.170	0.150	0.152	NE	NE	NE
Chromium	NA	NA	NA	NA	NA	NA	NA	NA	NA	NA	NA	NA	NA	NA	NA	NA	NA	NA	NA	NA	ND	ND	ND	ND	ND	0.0014	0.0012	<0.01	0.11	NE	NE
Copper	NA	NA	NA	NA	NA	NA	NA	NA	NA	NA	NA	NA	NA	NA	NA	NA	NA	NA	NA	NA	ND	ND	ND	ND	ND	**0.088**	0.0023	<0.01	0.048	NE	NE
Lead	NA	NA	NA	NA	NA	NA	NA	NA	NA	NA	NA	NA	NA	NA	NA	NA	NA	NA	NA	NA	ND	ND	ND	ND	ND	<0.00050	0.0013	<0.01	0.013	NE	NE
Silver	NA	NA	NA	NA	NA	NA	NA	NA	NA	NA	NA	NA	NA	NA	NA	NA	NA	NA	NA	NA	<0.0025	<0.0025	<0.0025	<0.0025	<0.0025	<0.0002	0.00020	<0.005	0.012	NE	NE
Zinc	NA	NA	NA	NA	NA	NA	NA	NA	NA	NA	NA	NA	NA	NA	NA	NA	NA	NA	NA	NA	0.084	<0.05	<0.050	<0.050	<0.050	<0.010	<0.010	<0.025	0.123	NE	NE
SVOCs via EPA 8270 (ug/l)																													
Benzo(a)anthracene	NA	NA	NA	NA	NA	NA	NA	NA	NA	NA	NA	NA	NA	NA	NA	NA	NA	NA	NA	NA	<0.050	<0.050	<0.050	<0.050	<0.050	**<4.9**	<0.047	<0.05	0.3	NE	NE
Benzo(a)pyrene	NA	NA	NA	NA	NA	NA	NA	NA	NA	NA	NA	NA	NA	NA	NA	NA	NA	NA	NA	NA	<0.10	<0.10	<0.10	<0.10	<0.10	**<4.9**	<0.094	<0.05	0.3	NE	NE
Benzo(b)fluoranthene	NA	NA	NA	NA	NA	NA	NA	NA	NA	NA	NA	NA	NA	NA	NA	NA	NA	NA	NA	NA	<0.050	<0.050	<0.050	<0.050	<0.050	**<4.9**	<0.047	<0.05	0.3	NE	NE
2-Methylnaphthalene	NA	NA	NA	NA	NA	NA	NA	NA	NA	NA	NA	NA	NA	NA	NA	NA	NA	NA	NA	NA	<1.0	<1.0	<1.0	<1.0	<1.0	<4.9	<0.94	<0.19	NE	NE	NE
Naphthalene	NA	NA	NA	NA	NA	NA	NA	NA	NA	NA	NA	NA	NA	NA	NA	NA	NA	NA	NA	NA	<1.0	<1.0	<1.0	<1.0	<1.0	<4.9	<0.94	<0.19	NE	NE	NE
Phenanthrene	NA	NA	NA	NA	NA	NA	NA	NA	NA	NA	NA	NA	NA	NA	NA	NA	NA	NA	NA	NA	<0.050	<0.050	<0.050	<0.050	<0.050	<4.9	<0.047	<0.05	14	NE	NE

Notes:
NA - Not analyzed for this analyte.
NE - Not Established.
ND - Not Detected.
BRL - Below Laboratory Reporting Limit.
ug/l - micrograms per liter.
mg/l - milligrams per liter.
VOCs - Volatile Organic Compounds.
SVOCs - Semi Volatile Organic Compounds.
EPA - Environmental Protection Agency.
Bold indicates concentration exceeds the Surface Water Protection Criteria, Appendix D to Connecticut Remediation Standards (March 9, 2021).
Underline indicates concentration exceeds the Residential Volatilization Criteria for Substances in Groundwater, Appendix E to Connecticut Remediation Standards (March 9, 2021).
Italics indicates concentration exceeds the Industrial/ Commercial Volatilization Criteria for Soil Vapor, Appendix E to Connecticut Remediation Standards (March 9, 2021).
[D] Dissolved metals concentration
Shading indicates four consecutive quarters of laboratory analytical results below the Remediation Standards indicated on this Table.

RW-5
Groundwater Analytical Results
Former CL&P Area Work Center
1654 King Street
Enfield, Connecticut

Well ID	RW-5																											Connecticut Remediation Standards		
Year	2003	2004		2005		2006		2007			2008			2009				2010				2011				2021		2023	Surface Water Protection Criteria	Residential Volatilization Criteria	Industrial/ Commercial Volatilization Criteria
Month	October	April	October	April	October	April	October	April	July	October	April	July	October	January	April	July	October	January	April	July	October	January	April	July	October	May	August	October			
VOCs via EPA 8260 (ug/l)																															
Benzene	<0.5	<0.5	<0.6	<0.5	<1.0	<1.0	<1.0	<1.0	<1.0	<1.0	<1.0	<0.5	<0.5	<0.5	<0.5	<0.50	<0.50	<0.50	<0.50	<0.50	<0.50	<0.50	<0.50	<0.50	<0.50	NA	<0.50	<0.50	<1.0	710	215	530
Bromodichloromethane	<0.5	<0.5	<0.4	<0.5	<2.0	<1.0	<1.0	<1.0	<1.0	<1.0	<1.0	<0.5	<0.5	<0.5	<0.5	<0.50	<0.50	<5.0	<0.50	<0.50	<0.50	<0.50	<0.50	<0.50	<0.50	NA	<0.50	<0.50	<0.4	NE	NE	NE
Bromomethane	<1.0	<1.0	<1.2	<1.0	<2.0	<5.0	<2.0	<2.0	<2.0	<2.0	<5.0	<1.0	<2.0	<1.0	<6.0	<5.0	<5.0	<0.50	<0.50	<0.50	<0.50	<0.50	<0.50	<0.50	<2.0	NA	<2.0	<2.0	<2.0	NE	NE	NE
2-Butanone (MEK)	<5.0	<5.0	<10.0	<5.0	<20.0	<20.0	<20.0	<20.0	<20.0	<20.0	<20.0	<2.0	<2.0	<2.0	<2.0	<2.0	<2.0	<2.0	<2.0	<2.0	<2.0	<5.0	<5.0	<5.0	<5.0	NA	<5.0	<5.0	<25.0	NE	50,000	50,000
n-Butylbenzene	<0.5	<0.5	<0.7	<0.5	<2.0	<1.0	<1.0	<1.0	<1.0	<1.0	<1.0	<1.0	<0.5	<0.5	<0.5	<1.0	<1.0	<1.0	<1.0	<1.0	<1.0	<1.0	<1.0	<1.0	<1.0	NA	<1.0	<1.0	<1.0	NE	NE	NE
sec-Butylbenzene	<0.5	<0.5	<0.6	<0.5	<1.0	<1.0	<1.0	<1.0	<1.0	<1.0	<1.0	<0.5	<0.5	<0.5	<0.5	<1.0	<1.0	<1.0	<1.0	<1.0	<1.0	<1.0	<1.0	<1.0	<1.0	NA	<1.0	<1.0	<1.0	NE	NE	NE
tert-Butylbenzene	<0.5	<0.5	<0.8	<0.5	<2.0	<1.0	<1.0	<1.0	<1.0	<1.0	<1.0	<0.5	<0.5	<0.5	<0.5	<1.0	<1.0	<1.0	<1.0	<1.0	<1.0	<1.0	<1.0	<1.0	<1.0	NA	<1.0	<1.0	<1.0	NE	NE	NE
Chlorobenzene	<0.5	<0.5	<0.6	<0.5	<1.0	<1.0	<1.0	<1.0	<1.0	<1.0	<1.0	<0.5	<0.5	<0.5	<0.5	<0.50	<0.50	<0.50	<0.50	<0.50	<0.50	<0.50	<0.50	<0.50	<0.50	NA	<0.50	<0.50	<1.0	420,000	1,800	23,000
Chloroform	<0.5	<0.5	<0.8	<0.5	<2.0	<1.0	<2.0	<2.0	<2.0	<2.0	<2.0	<0.5	<0.5	<0.5	<0.5	<0.50	<0.50	<0.50	<0.50	<0.50	<0.50	<0.50	<0.50	<0.50	<0.50	NA	<0.50	<0.50	<1.0	14,100	26	62
2-Chlorotoluene	<0.5	<0.5	<0.6	<0.5	<1.0	<1.0	<1.0	<1.0	<1.0	<1.0	<1.0	<0.5	<0.5	<0.5	<0.5	<0.50	<0.50	<0.50	<0.50	<0.50	<0.50	<0.50	<0.50	<0.50	<0.50	NA	<0.50	<0.50	<1.0	NE	NE	NE
4-Chlorotoluene	<0.5	<0.5	<0.6	<0.5	<2.0	<1.0	<1.0	<1.0	<1.0	<1.0	<1.0	<0.5	<0.5	<0.5	<0.5	<0.50	<0.50	<0.50	<0.50	<0.50	<0.50	<1.0	<1.0	<0.50	NA	<0.50	<0.50	<1.0	NE	NE	NE
1,2-Dichlorobenzene	<0.5	<0.5	<0.8	<0.5	<1.0	<1.0	<1.0	<1.0	<1.0	<1.0	<1.0	<0.5	<0.5	<0.5	<0.5	<0.50	<0.50	<0.50	<0.50	<0.50	<0.50	<0.50	<0.50	<0.50	<0.50	NA	<0.50	<0.50	<1.0	170,000	5,100	50,000
1,4-Dichlorobenzene	<0.5	<0.5	<0.8	<0.5	<1.0	<1.0	<1.0	<1.0	<1.0	<1.0	<1.0	<0.5	<0.5	<0.5	<0.5	<0.50	<0.50	<0.50	<0.50	<0.50	<0.50	<0.50	<0.50	<0.50	<0.50	NA	<0.50	<0.50	<1.0	26,000	4,300	50,000
Dichlorodifluoromethane	<0.5	<0.5	<1.0	<0.5	<2.0	<2.0	<2.0	<2.0	<2.0	<2.0	<2.0	<0.5	<0.5	<0.5	<0.5	<0.50	<0.50	<0.50	<0.50	<0.50	<0.50	<0.50	<0.50	<0.50	<0.50	NA	<0.50	<0.50	<2.0	NE	NE	NE
1,1-Dichloroethane	<0.5	<0.5	<0.7	<0.5	<1.0	<1.0	<1.0	<1.0	<1.0	<1.0	<1.0	<0.5	<0.5	<0.5	<0.5	<0.50	<0.50	<0.50	<0.50	<0.50	<0.50	<0.50	<0.50	<0.50	<0.50	NA	<0.50	<0.50	<1.0	NE	3,000	41,000
1,2-Dichloroethane	<0.5	<0.5	<0.9	<0.5	<1.0	<1.0	<1.0	<1.0	<1.0	<1.0	<1.0	<0.5	<0.5	<0.5	<0.5	<0.50	<0.50	<0.50	<0.50	<0.50	<0.50	<0.50	<0.50	<0.50	<0.50	NA	<0.50	<0.50	<1.0	2,970	6.5	68
1,1-Dichloroethene	<0.5	<0.5	<0.6	<1.0	<1.0	<1.0	<1.0	<1.0	<1.0	<1.0	<1.0	<0.5	<0.5	<0.5	<0.5	<0.50	<0.50	<0.50	<0.50	<0.50	<0.50	<0.50	<0.50	<0.50	<0.50	NA	<0.50	<0.50	<1.0	96	190	920
1,2-Dichloropropane	<0.5	<0.5	<0.6	<0.5	<1.0	<1.0	<1.0	<1.0	<1.0	<1.0	<1.0	<0.5	<0.5	<0.5	<0.5	<0.50	<0.50	<0.50	<0.50	<0.50	<0.50	<0.50	<0.50	<0.50	<0.50	NA	<0.50	<0.50	<1.0	NE	7.4	58
Ethylbenzene	<0.5	<0.5	<0.6	<0.5	<2.0	<1.0	<1.0	<1.0	<1.0	<1.0	<1.0	<0.5	<0.5	<0.5	<0.5	<0.50	<0.50	<0.50	<0.50	<0.50	<0.50	<0.50	<0.50	<0.50	<0.50	NA	<0.50	<0.50	<1.0	580,000	50,000	50,000
Isopropylbenzene	<0.5	<0.5	<0.4	<0.5	<2.0	<1.0	<1.0	<1.0	<1.0	<1.0	<1.0	<0.5	<0.5	<0.5	<0.5	<0.50	<0.50	<0.50	<0.50	<0.50	<0.50	<1.0	<1.0	<0.50	NA	<0.50	<0.50	<1.0	NE	NE	NE
p-Isopropyltoluene	<0.5	<0.5	<0.7	<0.5	<2.0	<1.0	<1.0	<1.0	<1.0	<1.0	<1.0	<0.5	<0.5	<0.5	<0.5	<0.50	<0.50	<0.50	<0.50	<0.50	<0.50	<0.50	<0.50	<0.50	<0.50	NA	<0.50	<0.50	NA	NE	NE	NE
Methyl tert-butyl ether (MTBE)	<0.5	<0.5	<0.8	<0.5	<1.0	<1.0	<1.0	<1.0	<1.0	<1.0	<1.0	<0.5	<0.5	<0.5	<0.5	<0.50	<0.50	<0.50	<0.50	<0.50	<0.50	<0.50	<0.50	<0.50	<0.50	NA	<0.50	<0.50	<1.0	NE	50,000	50,000
Naphthalene	<0.5	<0.5	<1.0	<0.5	<3.0	<6.0	<2.0	10.2	<2.0	<2.0	<2.0	<5.0	<1.0	1.5	<2.0	3.5	<2.0	4.6	<2.0	<2.0	<2.0	<2.0	<2.0	<2.0	<2.0	NA	<2.0	<2.0	<1.0	NE	NE	NE
n-Propylbenzene	<0.5	<0.5	<0.8	<0.5	<2.0	<1.0	<1.0	<1.0	<1.0	<1.0	<1.0	<0.5	<0.5	<0.5	<0.5	<1.0	<1.0	<1.0	<1.0	<1.0	<1.0	<1.0	<1.0	<1.0	<1.0	NA	<1.0	<1.0	<1.0	NE	NE	NE
Tetrachloroethene	11.9	9.6	10.7	8.2	7.8	7.1	7.9	5.8	6.0	5.6	5.3	6.7	7.2	4.5	1.6	2.7	4.7	4.3	4.3	3.4	3.9	3.6	3.6	3.8	NA	1.0	1.9	<1.0	88	340	810
Toluene	<0.5	<0.5	<0.7	<0.5	<1.0	<1.0	<1.0	<1.0	<1.0	<1.0	<1.0	<0.5	<0.5	<0.5	<0.5	<1.0	<1.0	<1.0	<1.0	<1.0	<1.0	<1.0	<1.0	<1.0	NA	<1.0	<1.0	<1.0	4,000,000	23,500	50,000
1,2,4-Trichlorobenzene	<0.5	<0.5	<0.7	<0.5	<3.0	<5.0	<1.0	<1.0	<1.0	<1.0	<1.0	<0.5	<0.5	<0.5	<2.0	<0.50	<0.50	<0.50	<0.50	<0.50	<0.50	<0.50	<0.50	<0.50	NA	<0.50	<0.50	<1.0	NE	NE	NE
1,1,1-Trichloroethane	<0.5	<0.5	<0.9	<0.5	1.4	<1.0	<1.0	<1.0	<1.0	<1.0	<1.0	<0.5	<0.5	<0.5	<0.5	<0.50	0.62	<0.50	<0.50	<0.50	<0.50	<1.0	<1.0	<0.50	NA	<0.50	<0.50	<1.0	62,000	650	16,000
1,1,2-Trichloroethane	<0.5	<0.5	<0.7	<0.5	<1.0	<1.0	<1.0	<1.0	<1.0	<1.0	<1.0	<0.5	<0.5	<0.5	<0.5	<0.50	<0.50	<0.50	<0.50	<0.50	<0.50	<0.50	<0.50	<0.50	NA	<0.50	<0.50	<1.0	1,260	220	2,900
Trichloroethene	<0.5	<0.5	<1.0	<0.5	<1.0	<1.0	<1.0	<1.0	<1.0	<1.0	<1.0	<0.5	<0.5	<0.5	<0.5	<1.0	<1.0	<1.0	<1.0	<1.0	<1.0	<1.0	<1.0	<1.0	NA	<1.0	<1.0	<1.0	2,340	27	67
1,2,4-Trimethylbenzene	<0.5	<0.5	<0.7	1.3	<2.0	<1.0	<1.0	<1.0	<1.0	<1.0	<1.0	<0.5	<0.5	<0.5	<0.5	<0.50	<0.50	<0.50	<0.50	<0.50	<0.50	<0.50	<0.50	<0.50	NA	<0.50	<0.50	<1.0	NE	NE	NE
1,3,5-Trimethylbenzene	<0.5	<0.5	<1.0	<0.5	<2.0	<1.0	<1.0	<1.0	<1.0	<1.0	<1.0	<0.5	<0.5	<0.5	<0.5	<0.50	<0.50	<0.50	<0.50	<0.50	<0.50	<2.0	<1.0	<0.50	NA	<0.50	<0.50	<1.0	NE	NE	NE
Xylenes, total	<1.0	<1.0	<1.3	<1.0	<4.0	<2.0	<2.0	<2.0	<2.0	<2.0	<2.0	<1.0	<1.0	<1.0	<1.0	<2.0	<2.0	<2.0	<2.0	<2.0	<2.0	<2.0	<2.0	<2.0	NA	<2.0	<2.0	<2.0	NE	21,300	50,000
Total Metals (mg/l)																															
Arsenic	NA	NA	NA	NA	NA	NA	NA	NA	NA	NA	NA	NA	NA	NA	NA	NA	NA	NA	NA	<0.002	<0.002	<0.0020	<0.0020	<0.002	NA	<0.0008	<0.00080	<0.0025	0.004	NE	NE
Barium	NA	NA	NA	NA	NA	NA	NA	NA	NA	NA	NA	NA	NA	NA	NA	NA	NA	NA	NA	0.170	0.180	0.140	0.240	0.170	NA	0.250	0.170	0.240	NE	NE	NE
Chromium	NA	NA	NA	NA	NA	NA	NA	NA	NA	NA	NA	NA	NA	NA	NA	NA	NA	NA	NA	ND	ND	ND	ND	ND	NA	0.0011	<0.0010	<0.01	0.11	NE	NE
Copper	NA	NA	NA	NA	NA	NA	NA	NA	NA	NA	NA	NA	NA	NA	NA	NA	NA	NA	NA	ND	ND	ND	ND	ND	NA	0.0039	0.0021	<0.01	0.048	NE	NE
Lead	NA	NA	NA	NA	NA	NA	NA	NA	NA	NA	NA	NA	NA	NA	NA	NA	NA	NA	NA	ND	ND	ND	ND	ND	NA	0.0015	0.00053	<0.01	0.013	NE	NE
Silver	NA	NA	NA	NA	NA	NA	NA	NA	NA	NA	NA	NA	NA	NA	NA	NA	NA	NA	NA	<0.0025	<0.0025	<0.0025	<0.0025	<0.0025	NA	<0.0002	<0.00020	<0.005	0.012	NE	NE
Zinc	NA	NA	NA	NA	NA	NA	NA	NA	NA	NA	NA	NA	NA	NA	NA	NA	NA	NA	NA	0.077	<0.05	<0.050	<0.050	<0.050	NA	0.0019	<0.010	<0.025	0.123	NE	NE
SVOCs via EPA 8270 (ug/l)																															
Benzo(a)anthracene	NA	NA	NA	NA	NA	NA	NA	NA	NA	NA	NA	NA	NA	NA	NA	NA	NA	NA	NA	<0.050	<0.050	<0.050	<0.050	<0.050	NA	**<4.9**	<0.048	<0.05	0.3	NE	NE
Benzo(a)pyrene	NA	NA	NA	NA	NA	NA	NA	NA	NA	NA	NA	NA	NA	NA	NA	NA	NA	NA	NA	<0.10	<0.10	<0.10	<0.10	<0.10	NA	**<4.9**	<0.095	<0.05	0.3	NE	NE
Benzo(b)fluoranthene	NA	NA	NA	NA	NA	NA	NA	NA	NA	NA	NA	NA	NA	NA	NA	NA	NA	NA	NA	<0.050	<0.050	<0.050	<0.050	<0.050	NA	**<4.9**	<0.048	<0.05	0.3	NE	NE
2-Methylnaphthalene	NA	NA	NA	NA	NA	NA	NA	NA	NA	NA	NA	NA	NA	NA	NA	NA	NA	NA	NA	<1.0	<1.0	<1.0	<1.0	<1.0	NA	<4.9	<0.95	<0.19	NE	NE	NE
Naphthalene	NA	NA	NA	NA	NA	NA	NA	NA	NA	NA	NA	NA	NA	NA	NA	NA	NA	NA	NA	<1.0	<1.0	<1.0	<1.0	<1.0	NA	<4.9	<0.95	<0.19	NE	NE	NE
Phenanthrene	NA	NA	NA	NA	NA	NA	NA	NA	NA	NA	NA	NA	NA	NA	NA	NA	NA	NA	NA	<0.050	<0.050	<0.050	<0.050	<0.050	NA	<4.9	<0.048	<0.05	14	NE	NE

Notes:
NA - Not analyzed for this analyte.
NE - Not Established.
ND - Not Detected.
BRL - Below Laboratory Reporting Limit.
ug/l - micrograms per liter.
mg/l - milligrams per liter.
VOCs - Volatile Organic Compounds.
SVOCs - Semi Volatile Organic Compounds.
EPA - Environmental Protection Agency.
Bold indicates concentration exceeds the Surface Water Protection Criteria, Appendix D to Connecticut Remediation Standards (March 9, 2021).
Underline indicates concentration exceeds the Residential Volatilization Criteria for Substances in Groundwater, Appendix E to Connecticut Remediation Standards (March 9, 2021).
Italics indicates concentration exceeds the Industrial/ Commercial Volatilization Criteria for Soil Vapor, Appendix E to Connecticut Remediation Standards (March 9, 2021).
[D] Dissolved metals concentration
Shading indicates four consecutive quarters of laboratory analytical results below the Remediation Standards indicated on this Table.