Electronic Transmittal Form for DEEP Remediation, LUST, and PCB Secure File Transfer (SFT)

DEPARTMENT OF ENERGY AND ENVIRONMENTAL PROTECTION
REMEDIATION DIVISION, PCB PROGRAM, AND
LEAKING UNDERGROUND STORAGE TANK COORDINATION PROGRAM
www.ct.gov/deep

This Electronic Transmittal Form must be completed and included as the cover sheet of your electronic document when uploading a document to the Connecticut SFT website. Requirements for Transmittals through the SFT website:

- Documents submitted through the SFT website must include all applicable figures, tables and laboratory data.
- Files must be formatted as PDF/A and use the appropriate naming convention:
  - For Remediation Filings: **REM_REMID #_SiteAddress_Town_DocumentType_DateofDocument**
  - For LUST Filings: **LUST_SiteAddress_Town_AbbreviationForDocumentType_DateofDocument**
  - For PCB Filings: **PCB_SiteAddress_Town_AbbreviationForDocumentType_DateofDocument**
  Example: LUST_1MainStreet_Hartford_ESA_01-01-2001
  Note: For "AbbreviationForDocumentType" use appropriate abbreviation at Transmittal of Documents
- If no Rem ID assigned (new filing) or REM ID is unknown leave field blank

Part I: Primary Recipient*: Remediation Program (* required)

For Remediation documents:	For PCB/LUST documents:
Primary Program*: Property Transfer	UST Facility ID: (if applicable)
Rem ID*: 3688	Spill Case Number: (if known)

Part II: Site Information

Site Name*: Former Enfield CI&P Area Work Center
Site Address*: 1654 King Street
City/Town*: Enfield State: CT Zip Code: 06082

Secondary Programs (complete as many as applicable for this document):

Program: Select Secondary Program	Project ID:
Program: Select Secondary Program	Project ID:
Program: Select Secondary Program	Project ID:
Program: Select Secondary Program	Project ID:

Provide Project ID for each secondary program if it is known.
Each program has a unique ID (i.e. Rem ID, Spill Case #, UST Facility ID, etc.)

Part III: Document Information (document type required for appropriate program[s] only)

Remediation*: Annual Report
LUST/PCB*: LUST/PCB Document Type
Date of Document*: 1/31/2026 Version: Final

Part IV: Submitter Information

Name*: Kevin Paradise
E-mail*: kparadise@lightshipengineering.com
Name of business this document is being submitted on behalf of and contact person email: *
The Connecticut Light and Power Company dba Eversource Energy

LIGHTSHIP ENGINEERING

ASSESSMENT AND REMEDIATION • CIVIL ENGINEERING • ENERGY MANAGEMENT • WATER AND WASTEWATER MANAGEMENT • PERMITTING

January 31, 2026

Ms. Claire Quinn
Connecticut Department of Energy and Environmental Protection
Bureau of Water Protection and Land Reuse
Remediation Division
North Central District
79 Elm Street
Hartford, CT 06106-5127

RE: Biannual Status Report – 2024 and 2025
Former CL&P Area Work Center
1654 King Street
Enfield, Connecticut
CTDEEP Remediation ID: 3688
Lightship Engineering Project No. 500.101.1

To Whom it May Concern:

As requested by the Connecticut Department of Energy and Environmental Protection ("CTDEEP"), Lightship Engineering, LLC ("Lightship Engineering") on behalf of The Connecticut Light and Power Company dba Eversource Energy ("Eversource") has prepared this biannual status report for the years 2024 and 2025 in connection with the former CL&P Area Work Center property located at 1654 King Street in Enfield, Connecticut (the "Site"). A Site Locus Map and Site Map are provided as Figures 1 and 2, Attachment A, respectively.

Site Background and Current Regulatory Status

The information set forth in this section is based on information provided by Eversource and set forth in previous reports prepared by Apex Companies, LLC ("Apex") to the CTDEEP.

- Connecticut Light and Power ("CL&P") sold the Site to Joseph F. Petronella on December 31, 1997.
- Joseph F. Petronella sold the property to JFP Realty, Inc. ("JFP") on September 11, 2000. JFP Realty is the present property owner.
- CL&P remains the certifying party for the December 31, 1997 property transfer pursuant to the Connecticut Transfer Act (CGS §22a-134).
- The Site was used by CL&P as an Area Work Center from 1944 to 1995. The AWC included offices for accounting and support services, line crews, transformer repairs and storage, vehicle fueling and maintenance facilities for company vehicles.
- The following historical structures and Site areas were associated with the former CL&P Area Work Center at the locations indicated on Figure 2, Attachment A:
    - Service Building;
    - Garage Building;

  - Covered Parking Structure;
  - Transformer Storage Area;
  - Former Remediation Shed;
  - Former Gasoline Dispenser;
  - Paved Areas; and
  - Gravel Storage Area

- A Form III was submitted to the CTDEEP in 1989, as a result of a property transfer.
- Since 1989, various subsurface investigations and assessments have been conducted.
- Between 1990 and 2003, a groundwater remediation system was operated in connection with a release of gasoline from former underground storage tanks ("UST") at the Site.
- A second Form III was submitted to the CTDEEP in January 1998, along with an Environmental Condition Assessment Form ("ECAF") as a result of the December 1997, property transfer from CL&P to Joseph F. Petronella.
- The 1998 ECAF indicated that the applicable groundwater classification for the Site is GA, but the Site is not located within the zone of contribution of a public water supply well and municipal water is available to the Site and surrounding area. In addition, the nearest downgradient surface water body was identified as the Connecticut River, located approximately 2,600 feet west of the Site, with a surface water classification of C/B.
- CTDEEP approved the reclassification of groundwater at the Site from GA to GB on October 9, 2003. A copy of the CTDEEP Water Quality Classifications map indicating the Site is in an area of GB Groundwater is provided at Attachment A. Lightship Engineering has not reviewed any information to date indicating that groundwater is currently in use at the Site (*e.g.*: potable water, irrigation, industrial uses, *etc.*).
- Therefore, the State of Connecticut Remediation Standard Regulations ("RSR") criteria that apply at the Site are the following:
  - Residential Direct Exposure Criteria ("R-DEC");
  - GB Pollutant Mobility Criteria ("GB PMC");
  - Residential Ground Water Volatilization Criteria ("R-GWVC"); and
  - Surface Water Protection Criteria ("SWPC").
- Additional details are set forth in the following reports prepared by Apex and submitted to the CTDEEP:
  - Supplemental Phase II/Limited Phase III Report dated January 23, 2008;
  - Phase III Site Investigation Report dated January 15, 2009;

- Remedial Action Plan dated February 19, 2009;
- Annual Groundwater Monitoring and Soil Remedial Action Report dated January 2010;
- Annual Groundwater Monitoring Report dated January 2011;
- Annual Status Report dated January 2012;
- Annual Status Report and Remedial Action Plan Addendum dated January 2013;
- 2013 Annual Status & Remediation Summary Report dated January 2014;
- 2014 Annual Status Report dated January 2015;
- 2015 Annual Status Report dated January 2016;
- 2016 Annual Status Report dated January 2017;
- 2017 Annual Status Report dated January 2018;
- 2018 Annual Status Report dated January 2019;
- 2019 Annual Status Report dated January 2020; and
- 2021 Annual Status Report dated January 2022.

On behalf of Eversource, Lightship Engineering submitted a Biannual Status Report – 2022 and 2023 dated January 12, 2024 (the "2022/2023 Status Report"). A brief summary of the site activities detailed in the 2022/2023 Status Report is set forth below, additional details are provided in the 2022/2023 Status Report.

- In an attempt to assess data gaps associated with the historic assessment activities, specifically associated with Area of Concern ("AOC") 7 (Loading docks at the Site), a ground penetrating radar ("GPR") and electromagnetic ("EM") survey was conducted on September 20, 2022, at accessible locations in the area where waste material were identified during the 2013, assessment and remediation activities. The purpose of the survey was to attempt to assess the estimated limits of the previously observed waste material (reportedly: *utility poles [some coated with creosote], scrap metal, ceramic insulators, pipes and wiring*) and to assess if additional remediation (excavation and/or waste removal) is required.
- The results of the GPR and EM survey are provided in the *Geophysical Report – 1654 King St, Enfield, CT* dated October 3, 2022, prepared by TPI Environmental, Inc. (the "TPI GPR EM Survey report") included as Attachment B. As set forth in the TPI GPR EM Survey report, *two areas (10' x 8' and 11' x 17') within the EM61 data display slightly elevated conductivity values, suggesting the possibility of some scattered metallic debris. These areas are highlighted in Figure 1 and were marked on-site to assist in*

future test pitting efforts. Locations of elevated conductivity values are indicated on Figure 3, Attachment A.

- On November 22, 2022, Lightship Engineering advanced soil borings LE-SB1 through LE-SB13 at the locations indicated on Figure 3, Attachment A using the direct push drilling methodology in an attempt to assess the extent of compounds resulting from the waste and/or historic Site operations based on the historic response actions conducted to date and recent GPR/EM survey results. Each soil boring was advanced to approximately 16 to 20 feet below grade. Soil samples were collected continuously in two-foot intervals and field screened for total organic vapors ("TOV") with a photoionization detector ("PID"), equipped with a 10.6 eV lamp and calibrated to respond as parts per million by volume isobutene, using the MassDEP jar headspace method[1], and classified utilizing the Unified Soil Classification System ("USCS") the results are set forth in the soil boring logs provided at Attachment C. As set forth in the soil boring logs provided at Attachment C, fill material, including coal and ceramic was observed in soil borings LE-SB2 from approximately eight to 10 feet below grade and LE-SB7 from approximately 12 to 14 feet below grade at the locations indicated on Figure 3, Attachment A.
- Based on visual, olfactory, and TOV field screening data, select soil samples were collected and submitted to a Connecticut certified analytical laboratory for extractable petroleum hydrocarbons ("EPH") carbon ranges only, and polycyclic aromatic hydrocarbons ("PAHs") analyses. In addition, if concentrations of PAHs exceeded the GB PMC set forth in the 2021 State of Connecticut RSRs, these samples were extracted by EPA Method 1312 synthetic precipitation leaching procedure ("SPLP") and the SPLP extract was analyzed for PAH. In addition, select historic soil sampling locations were re-collected for SPLP PAH analysis as well, to provide vertical delineation of previous GB PMC exceedances. The results of the soil sampling are provided in Table 1, Attachment D and a copy of the laboratory analytical data package was included in the 2022/2023 Status Report.
- Upon completion of the soil boring advancement, the soil generated during soil boring advancement was returned to the soil borings and the asphalt pavement was patched with cold patch asphalt.
- On October 5, 2023, Lightship Engineering assessed the depth to groundwater from monitoring wells MW-9, MW-12, MW-13, RW-3, RW-4 and RW-5 and assessed for the presence of non-aqueous phase liquid ("NAPL") with an oil and/or water interface probe, but no NAPL was observed. As set forth in the 2022/2023 Status Report, the depth to groundwater ranged from 4.55 to 13.37 feet below the top of PVC inner casing. The estimated groundwater flow direction is in a northwesterly direction, towards the

1. "Interim Remediation Waste Management Policy for Petroleum Contaminated Soils #WSC-94-400; ATTACHMENT II - JAR HEADSPACE ANALYTICAL SCREENING PROCEDURE"; MassDEP (1994)

Connecticut River, which is consistent with the historic groundwater flow direction at the Site.

- Prior to sampling, Lightship Engineering purged groundwater from each groundwater monitoring well using the low flow purging methodology consistent with the Environmental Protection Agency's ("EPA's") standard operating procedures[2].
- Purging was performed at a rate of 300 milliliters per minute ("mL/min.") or less to minimize stress on the overburden groundwater system. To assess if the aquifer had been stabilized prior to sample collection, Lightship Engineering monitored turbidity, dissolved oxygen ("DO"), oxidation-reduction potential ("ORP"), pH, temperature and specific conductance every five to ten minutes in accordance with the EPA's Low-Flow sampling methodology. Each groundwater monitoring well was purged until the aquifer was considered stabilized consistent with the EPA's Low-Flow sampling methodology (in general, three consecutive readings within the following limits: turbidity: ±10%; DO: ±10%; specific conductance: ±3%; temperature: ±3%; pH: ±0.1 unit; and ORP: ±10 millivolts). All groundwater wells sampled on October 5, 2023, had three consecutive readings within the limits set forth above and/or consistent with the stabilization parameters set forth in the EPA's Low-Flow sampling methodology. Well Purging-Field Water Quality Measurement Forms for each of the wells sampled were provided in the 2022/2023 Status Report.
- Consistent with the historic annual sampling conducted at the Site, groundwater samples were collected from groundwater monitoring wells MW-9, MW-12, MW-13, RW-3, RW-4 and RW-5 using the low flow sampling methodology and submitted to a State of Connecticut certified analytical laboratory for volatile organic compounds ("VOCs" by Method 8260C), polynuclear aromatic hydrocarbons ("PAHs" by Method 8270D) and Connecticut "RSR15" total metals analyses. The groundwater samples submitted for VOC analysis were collected with dedicated, disposable polyethylene bailers. The results are set forth in historical analytical summary tables attached at Attachment E and a copy of the groundwater laboratory analytical data package was provided in the 2022/2023 Status Report. The analytical results were compared to applicable CTDEEP RSRs, specifically, the:
  - R-GWVC, which apply Site wide; and
  - SWPC, for which compliance may be demonstrated in groundwater at the downgradient property boundary.
- As set forth in Attachment E, with the exception of total arsenic and zinc in groundwater monitoring well MW-13, concentrations of VOCs, PAHs and total Connecticut "RSR15"

2. "LOW STRESS (low flow) PURGING AND SAMPLING PROCEDURE FOR THE COLLECTION OF GROUNDWATER SAMPLES FROM MONITORING WELLS"; USEPA Region I; EQASOP-GW4 Region 1 Low-Stress (Low-Flow) SOP Revision Number: 4 Date: July 30, 1996 Revised: September 19, 2017

metals were reported below the laboratory analytical reporting limits and/or applicable R-GWVC and SWPC. It should be noted that the initial turbidity value (52.1 Nephelometric Turbidity Units ["NTU"]) at groundwater monitoring well MW-13 was the highest initial turbidity value compared to the other wells sampled during this groundwater monitoring event and the stabilized turbidity value (9.6 NTU) was the highest stabilized turbidity value compared to the other wells sampled during this groundwater monitoring event as set forth in the 2022/2023 Status Report. The total arsenic (0.0323 milligrams per liter ["mg/L"]) and total zinc (0.166 mg/L) detected at groundwater monitoring well MW-13 in October 2023, above the SWPC for arsenic (0.004 mg/L) and for zinc (0.123 mg/L), may be due to the particulates/turbidity in the sample.

- As set forth in the 2022/2023 Status Report, the soil and groundwater data included in the 2022/2023 Status Report is considered usable for assessing current soil and groundwater conditions at the Site.

Site Activities

On September 16, 2025, Lightship Engineering assessed the depth to groundwater from monitoring wells MW-9, MW-12, MW-13, RW-3, RW-4 and RW-5 and assessed for the presence of NAPL with an oil and/or water interface probe, capable of measuring to 0.01 feet, no NAPL was observed. The groundwater elevations results are summarized in Attachment F. As set forth in Attachment F, the depth to groundwater ranged from 7.61 to 14.01 feet below the top of PVC inner casing. As indicated on Figure 4, Attachment A, the estimated groundwater flow direction is in a northwesterly direction, towards the Connecticut River, which is consistent with the historic groundwater flow direction at the Site.

Prior to sampling, Lightship Engineering purged groundwater from each groundwater monitoring well using the low flow purging methodology consistent with the EPA Region I low-flow SOP.

Purging was performed at a rate of 300 mL/min or less to minimize stress on the overburden groundwater system. To assess if the aquifer had been stabilized prior to sample collection, Lightship Engineering monitored turbidity, DO, ORP, pH, temperature and specific conductance every five to ten minutes in accordance with the EPA's Low-Flow Sampling methodology. Each groundwater monitoring well was purged until the aquifer was considered stabilized consistent with the EPA's Low-Flow sampling methodology (in general, three consecutive readings within the following limits: turbidity: ±10%; DO: ±10%; specific conductance: ±3%; temperature: ±3%; pH: ±0.1 unit; and ORP: ±10 millivolts, or as noted in Attachment F). All groundwater wells sampled on September 16, 2025, had three consecutive readings within the limits set forth above and/or consistent with the stabilization parameters set forth in the EPA's Low-Flow sampling methodology. Lightship Engineering completed a Well

Purging-Field Water Quality Measurement Form for each of the wells sampled, provided in Attachment F.

Consistent with the historic annual sampling conducted at the Site, groundwater samples were collected from groundwater monitoring wells MW-9, MW-12, MW-13, RW-3, RW-4 and RW-5 using the low flow purging methodology and submitted to a State of Connecticut certified analytical laboratory for VOCs (Method 8260C), PAHs (Method 8270D) and Connecticut "RSR15" total metals analyses. The groundwater samples submitted for VOC analysis were collected with dedicated, disposable polyethylene bailers. The results are set forth in historical analytical summary tables attached at Attachment E and a copy of the groundwater laboratory analytical data package is provided at Attachment G. The analytical results were compared to applicable CTDEEP RSRs, specifically, the:

- R-GWVC, which apply Site wide; and
- SWPC, for which compliance may be demonstrated in groundwater at the downgradient property boundary.

As set forth in Attachment E, with the exception of total arsenic and zinc in groundwater monitoring well MW-13, concentrations of VOCs, PAHs and total Connecticut "RSR15" metals were reported below the laboratory analytical reporting limits and/or applicable R-GWVC and SWPC. The total arsenic (0.0149 mg/L) detected at groundwater monitoring well MW-13 in September 2025 is above the SWPC for arsenic (0.004 mg/L), but lower than the total arsenic (0.0323 mg/L) detected at groundwater monitoring well MW-13 in October 2023. The total zinc (0.175 mg/L) detected at groundwater monitoring well MW-13 in September 2025 is above the SWPC for zinc (0.123 mg/L) and generally consistent with the total zinc (0.166 mg/L) detected at groundwater monitoring well MW-13 in October 2023. These results are generally consistent with historical trends for this groundwater monitoring well, and indicate that concentrations continue to remain stable and/or decrease.

Data Quality Assessment/Data Usability Analysis and Reasonable Confidence Protocols

The groundwater laboratory analyses performed during the 2025 groundwater monitoring event were conducted in general conformance with the CTDEEP's "*Laboratory Quality Assurance and Quality Control Guidance – Reasonable Confidence Protocols (RCP) Guidance Document" (Version 3.0, March 2024)* and the analytical results were evaluated in general conformance with the CTDEEP's May 2009 *Laboratory Quality Assurance and Quality Control – Data Quality Assessment and Data Usability Evaluation Guidance Document*, *Version 3.0, April 2024*). As set forth in Attachment G, select compounds did not meet the method specifications set forth in the applicable laboratory analytical method, but the differences were within the overall method allowances, questions 1, 1A and 1B were answered "Yes" on the Laboratory Analysis QA/QC Certification Form and Reasonable Confidence was met for each laboratory analytical data package provided at Attachment G. Therefore, the data set forth in Attachment G is considered usable for assessing current soil and groundwater conditions at the

LIGHTSHIP ENGINEERING

ASSESSMENT AND REMEDIATION • CIVIL ENGINEERING • ENERGY MANAGEMENT • WATER AND WASTEWATER MANAGEMENT • PERMITTING

Site. It should be noted that the PAH phenanthrene was reported in the method blank laboratory QA/QC sample and in select groundwater monitoring wells sampled during the 2025 groundwater monitoring event. The concentration of phenanthrene reported in the groundwater monitoring wells is well below the CTDEEP SWPC.

Summary of Site Activities Conducted for the 2024-2025 Reporting Period

As set forth in Attachment E, with the exception of total arsenic and zinc in groundwater monitoring well MW-13, concentrations of VOCs, PAHs and total Connecticut "RSR15" metals were reported below the laboratory analytical reporting limits and/or applicable R-GWVC and SWPC. The total arsenic (0.0149 mg/L) and total zinc (0.175 mg/L) detected at groundwater monitoring well MW-13 in September, above the SWPC for arsenic (0.004 mg/L) and for zinc (0.123 mg/L) are generally consistent with historical trends for this groundwater monitoring well.

Lightship Engineering and Eversource are presently assessing the historic and recent soil and groundwater sampling results in an attempt to develop an approach to achieving Final Verification. It should be noted that as set forth above, the Site is owned by JFP, therefore JFP must review and approve any closure approach.

Groundwater sampling will continue to be conducted every two years with the next sampling event scheduled for 2027. The results will be summarized in a Biannual Status Report submitted to the CTDEEP on every other year basis until a Final Verification is achieved (next status report due January 2028).

If you have any questions, please contact either Kevin Paradise or Michael Pierdinock at 508-830-3344, extensions 150 and 110, respectively.

Very truly yours,

Lightship Engineering, LLC

Kevin Paradise, LSP
Senior Project Manager

Michael J. Pierdinock, LSP, CHMM
Principal

Matthew E. Hackman, LEP No. 145

ATTACHMENT A

FIGURES

Figure 1 Site Locus Map
Figure 2 Site Map
CTDEEP Water Quality Classifications Map
Figure 3 Sampling Locations Map
Figure 4 Groundwater Monitoring Well Locations

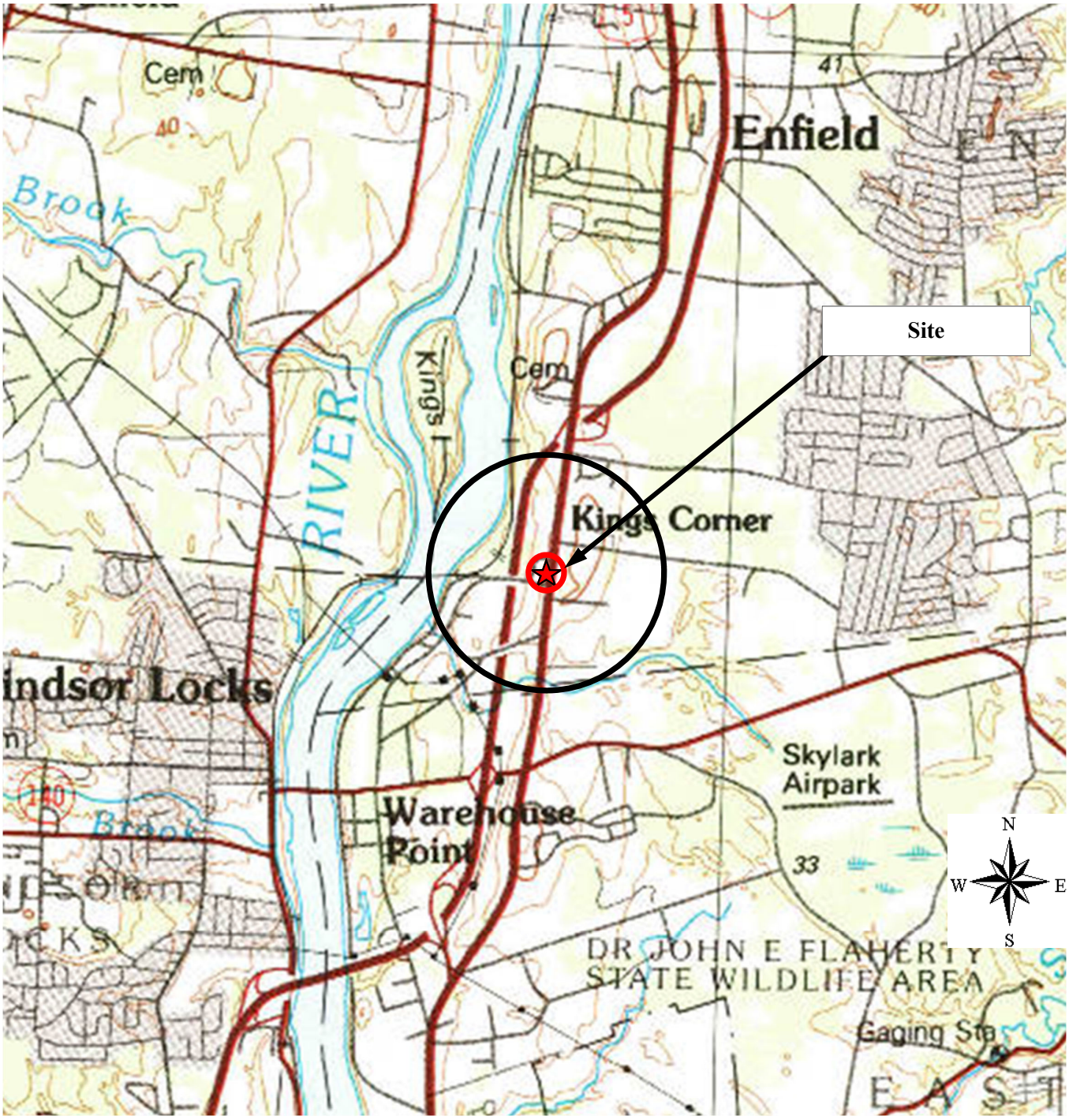

SCALE: 1 inch ~ 3,360 feet
RADII: 500 feet and 1/2-mile

PREPARED FOR	PROJECT
Eversource Energy 247 Station Avenue Westwood, Massachusetts	Former CL&P Area Work Center 1654 King Street Enfield, Connecticut

Source: MassGIS Online Data Viewer

FIGURE 1
Site Locus Map

LIGHTSHIP ENGINEERING
ENVIRONMENTAL & LAND-USE CONSULTANTS
6 Resnik Road • Suite 207 • Plymouth, Massachusetts 02360 • (508) 830-3344 • Fax: (508) 830-3360

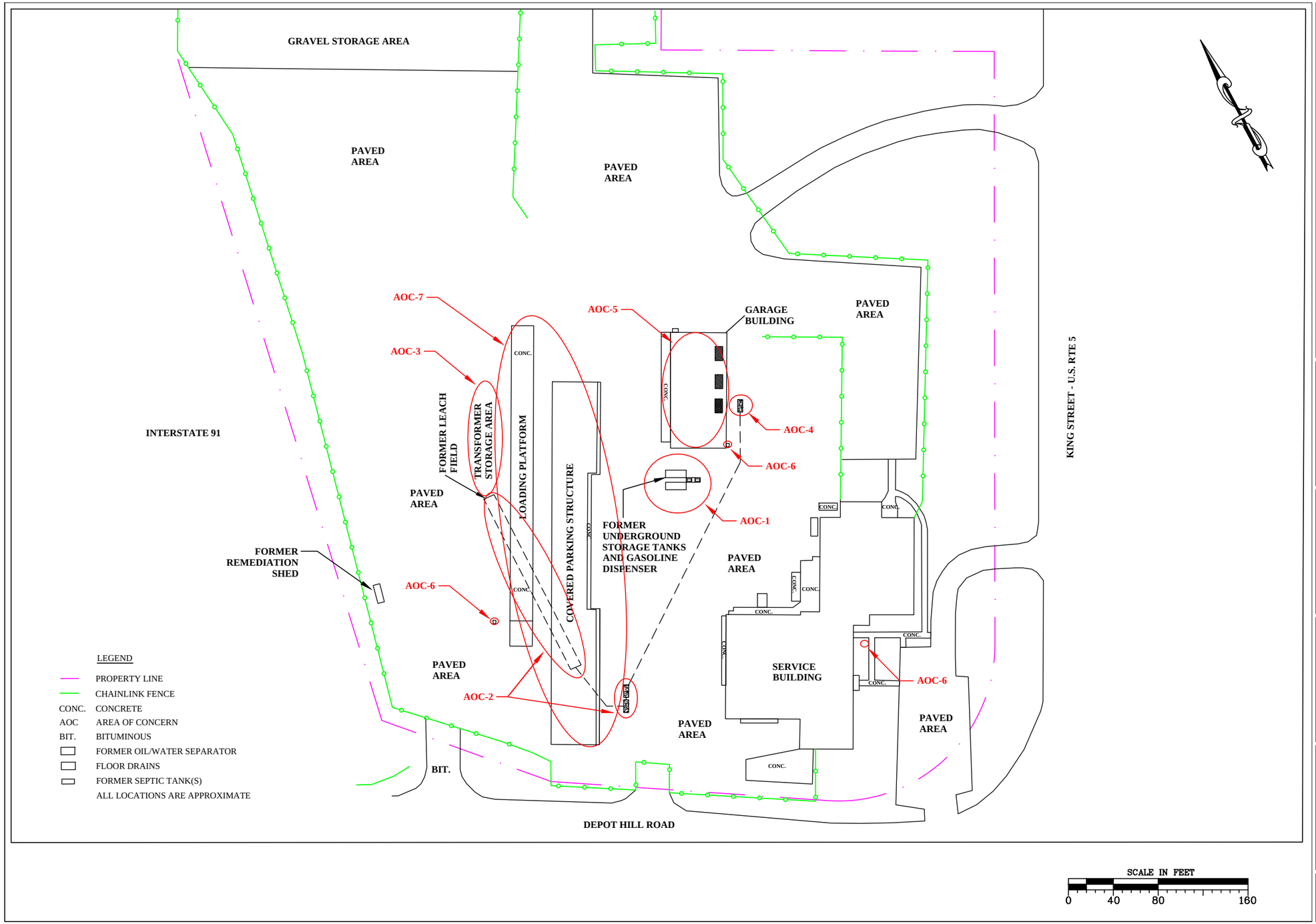

LIGHTSHIP ENGINEERING
ENVIRONMENTAL & LAND-USE CONSULTANTS
6 Resnik Road • Suite 207 • Plymouth, Massachusetts 02360 • TEL:(508) 830-3344 • FAX:(508) 830-3360

REVISIONS

NO.	DATE	DESCRIPTION

PROJECT NAME AND LOCATION
Former CL&P Area Work Center
1054 King Street
Enfield, Connecticut

CLIENT NAME AND LOCATION
Eversource Energy
247 Station Avenue
Westwood, Massachusetts

DRAWING TITLE
FIGURE 2
Site Map

SOURCE
Previous Reports Provided by Client

CADD FILE
Projects/500.101.2/Figures/Figures.dwg

DRAWN BY: XH
REVIEWED BY: KDP
DATE: 12/10/2025
DWG SCALE: 1" = 80'

LIGHTSHIP REF. NUMBER
500.101.2

SHEET NO: 1 OF 1

WATER QUALITY CLASSIFICATIONS ENFIELD, CT

SURFACE WATER QUALITY CLASSES

A	A
AA	AA
B, B*	B, B*
SA	SA
SB	SB

NOTES:
Surface Water Classifications beginning with S refer to Coastal and Marine Surface Water.
B* is a subset of Class B where no direct wastewater discharges are allowed other than those consistent with Class AA, A and SA surface waters.

GROUND WATER QUALITY CLASSES

GA (white background)
GAA, GAAs
GA, GAA may not meet current standards
GB
GC
Area of Contribution to Public Supply Well
Final Aquifer Protection Area (Level A)
Major Basin Boundary

EXPLANATION

WATER QUALITY CLASSIFICATIONS (WQC) MAPS are one of the elements of the Water Quality Standards (WQS) for the State of Connecticut. The WQS are a part of Connecticut's clean water program and are essential for protecting and improving water quality. The WQS follow the principles of Connecticut's Clean Water Act which is in Chapter 446K of the Connecticut General Statutes. The WQS provide policy guidance in many areas, for example decisions on acceptable discharges to water resources, siting of landfills, remediation or prioritization of municipal sewerage system projects. The first two elements of the WQS are the Standards, which set an overall policy for management of water quality, and the Criteria, which are descriptive and numerical standards that describe the allowable parameters and goals for various water quality classifications. A discussion of these two elements is found in the Water Quality Standards document available on the CT DEEP website. The third element is the Classifications and the Water Quality Classification Maps which show the Classification assigned to each surface and groundwater resource throughout the State. The WQS are adopted using a public participation process. The WQC maps are also adopted using a public participation process but go through hearings separately from the Standards and Criteria hearings. Revision and adoption of the WQC data occurs in accordance with the public participation procedures contained in Section 22a-426 of the Connecticut General Statutes. Ground WQC is subject to Connecticut regulation and changes must be reviewed and adopted. All changes to the Surface WQC require an adoption process which is subject to federal review and approval in addition to CT regulation. The adoption dates for the WQC by major drainage basin are: Housatonic River, Hudson River and Southwest Coastal Basins - March 1999; Connecticut River and South Central Coastal Basins - February 1993; Thames River, Pawcatuck River and Southeast Coastal Basins - December 1986. Surface Water Classifications do not change after the adoption date until the next major revision. Ground Water Classifications may change after the adoption date under specific circumstances. The map may have more than one WQC adoption date because a town may be in more than one major drainage basin.

SURFACE WATERS in Connecticut are divided into freshwater classified as AA, A, B or B* and saline waters classified as SA or SB. Class AA designated uses are existing or proposed drinking water supplies; habitat for fish and other aquatic life and wildlife; recreation; and water supply for industry and agriculture. Class A designated uses are habitat for fish and other aquatic life and wildlife; potential drinking water supplies; recreation; navigation; and water supply for industry and agriculture. Class SA designated uses are habitat for marine fish, other aquatic life and wildlife; shellfish harvesting for direct human consumption; recreation; industrial water supply; and navigation. Class B designated uses are habitat for fish and aquatic life and wildlife; recreation; navigation; and industrial and agricultural water supply. Class B*, applicable to Candlewood Lake, is a subset of Class B and is identical in all ways to the designated uses, criteria and standards for Class B waters except for the restriction on direct discharges. Class SB designated uses are habitat for marine fish and aquatic life and wildlife; commercial shellfish harvesting; recreation; industrial water supply; and navigation.

Surface waters which are not specifically classified shall be considered as Class A or Class AA. Surface waters in GA ground water areas are assumed Class A or Class SA unless otherwise indicated. Surface waters in GAA ground water areas are assumed Class AA unless otherwise indicated.

On the WQC map a surface water quality goal of A is represented by blue colored water bodies. Surface water quality goal of AA is represented by purple colored water bodies. Surface water quality goal of B is represented by gold colored water bodies.

GROUND WATERS in Connecticut are classified as GAA, GA, GB and GC. Class GAA designated uses are existing or potential public supply of water suitable for drinking without treatment and baseflow for hydraulically-connected surface water bodies. The Class GAAs is a subclass of GAA for ground water that is tributary to a public water supply reservoir. The area of contribution to a public water supply well is represented by a 500-foot radius around the well and is assumed to be Class GAA unless otherwise classified. Class GA designated uses are existing private and potential public or private supplies of water suitable for drinking without treatment and baseflow for hydraulically-connected surface water bodies. All ground waters not specifically classified are considered as Class GA. Class GB designated uses are industrial process water and cooling waters and baseflow for hydraulically-connected water bodies and is presumed not suitable for human consumption without treatment. Class GC designated uses are assimilation of discharges authorized by the Commissioner pursuant to Section 22a-430 of the General Statutes.

On the WQC map GA is represented by white colored land areas. Class GAA and class GAAs are represented by blue colored land areas. The area of contribution to a public water supply well is shown by a blue cross-hatch overprint. A notation of GAA followed by a state abbreviation indicates a watershed that contributes to the public water supply for a state other than Connecticut. Class GA or Class GAA areas that currently may not be meeting the GA or GAA standards are represented on the WQC maps by tan colored land areas. Class GB is represented by green colored land areas. Class GC is represented by magenta colored land areas.

FINAL AQUIFER PROTECTION AREAS (Level A) are included on the WQC maps for informational purposes. These areas are anticipated to be reclassified GAA during the next major basin updates, subject to public participation. The Aquifer Protection Program helps protect Connecticut's public drinking water resources by delineating aquifer protection areas (also called wellhead protection areas) for public supply wells and establishing land use regulations within these areas. These areas represent the land area contributing ground water to active public water supply wells or well fields that serve more than 1000 people and are set in sand and gravel aquifers (stratified drift deposits).

DATA SOURCES

WATER QUALITY CLASSIFICATIONS DATA – Water quality classifications shown on this map are based on information from the following digital spatial datasets that are typically shown together – Ground Water Quality Classifications Poly, Surface Water Quality Classifications Line, and Surface Water Quality Classifications Poly. The map legend above reflects the content of these three data sources. These WQC data were initially compiled on 1:24,000-scale 7.5 minute USGS topographic quadrangle maps and later digitized at 1:24,000 scale. For example, the Surface Water Quality Classifications Line and Surface Water Quality Classifications Poly digital data assigns surface water quality classifications to water bodies such as rivers, streams, reservoirs, lakes, ponds and coves found in 1:24,000-scale hydrography data available from CT DEEP. The hydrography may not include all the waterbodies in Connecticut. The Ground Water Quality Classifications Poly data assigns ground water quality classifications, at 1:24,000 scale, to the remaining land areas in Connecticut.

AQUIFER PROTECTION AREA DATA – Aquifer Protection Areas shown on this map are from the Aquifer Protection Area digital dataset which contains polygon data intended to be used at 1:24,000 scale. The dataset contains regulated areas classified as Level A Aquifer Protection Area (Final) and Level B Aquifer Protection Area (Preliminary). The Level B areas are not shown on the WQC maps. The data was collected from 1991 to the present and is actively updated as Final area mapping replaces earlier Preliminary areas. The Aquifer Protection Areas are delineated by the individual water companies owning the well fields and submitted to the CT DEEP for approval. Preliminary mapping provides a general estimate of the area contributing ground water to the well field. Final mapping is based on extensive, site-specific, detailed modeling of the ground water flow system. CT DEEP may adjust Final area boundaries to be consistent with 1:24,000 scale topography and base map data where appropriate during the approval process.

MAJOR DRAINAGE BASIN DATA – Major drainage basins shown on this map are from Major Basin Line data developed by CT DEEP and intended to be used at 1:24,000 scale.

BASE MAP DATA - Based on data originally from 1:24,000-scale USGS 7.5 minute topographic quadrangle maps published between 1969 and 1992. It includes political boundaries, railroads, airports, hydrography, geographic names and geographic places. Streets and street names are from Tele Atlas® copyrighted data. Base map information is neither current nor complete.

RELATED INFORMATION
This map is intended to be printed at its original dimensions in order to maintain the 1:24,000 scale (1 inch = 2000 feet).
WATER QUALITY STANDARDS - Go to the CT DEEP website for a summary and the full text of the "Water Quality Standards" and for other information on water quality.
AQUIFER PROTECTION AREAS - Go to the CT DEEP website for more information.

ADOPTED DATES

Water Quality Standards
February 25, 2011

Thames River, Pawcatuck River and Southeast Coastal Basins: December 1986

Connecticut River and South Central Coastal Basins: February 1993

Housatonic River, Hudson River and Southwest Coastal Basins: March 1999

MAP LOCATION

MAJOR BASINS
1 Pawcatuck
2 Southeast Coast
3 Thames
4 Connecticut
5 South Central Coast
6 Housatonic
7 Southwest Coast
8 Hudson

State Plane Coordinate System of 1983, Zone 3526
Lambert Conformal Conic Projection
North American Datum of 1983

SCALE 1:24,000 (1 inch = 2000 feet) when map is printed at original size

STATE OF CONNECTICUT
DEPARTMENT OF
ENERGY & ENVIRONMENTAL PROTECTION
79 Elm Street
Hartford, CT 06106-5127

Map created by CT DEEP
October 2018
Map is not colorfast
Protect from light and moisture

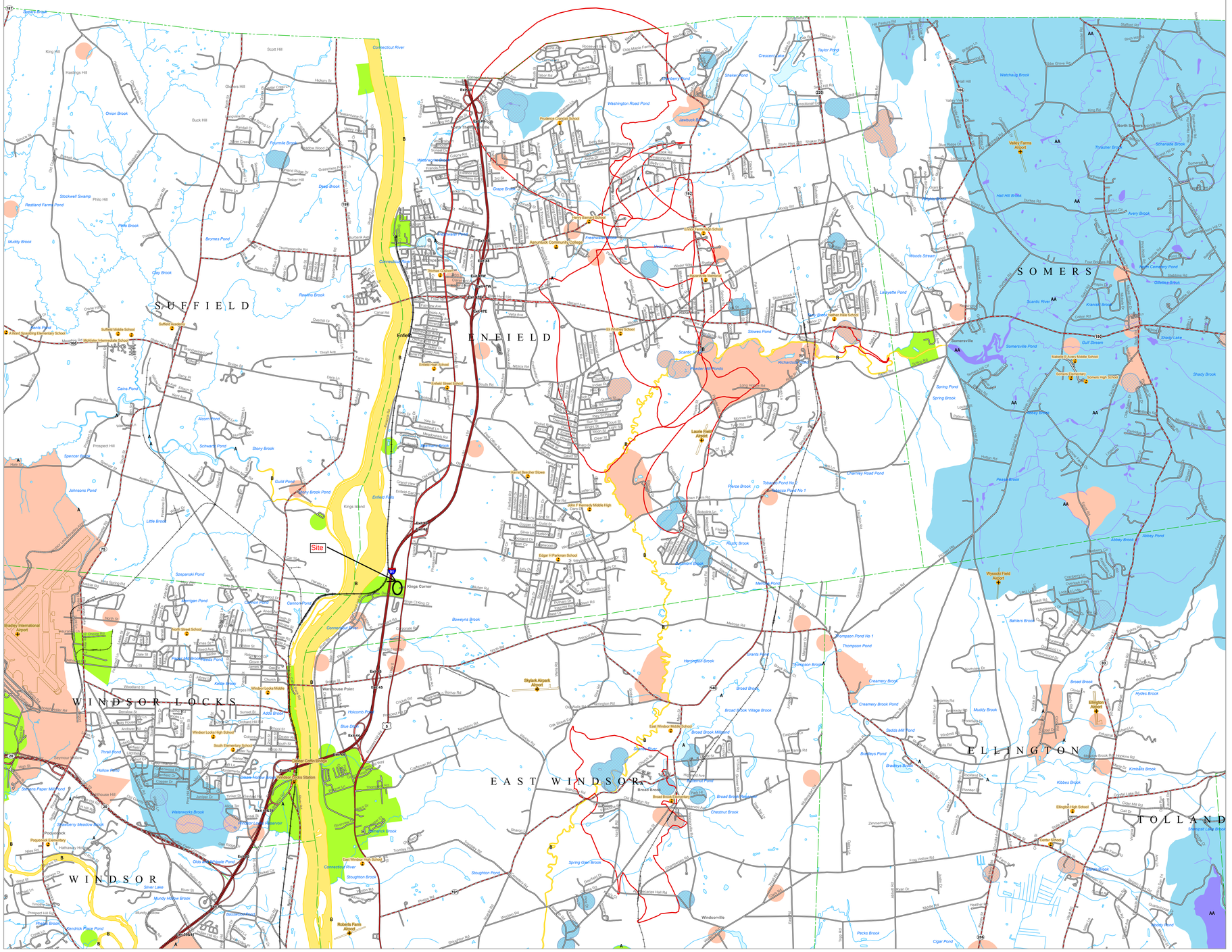

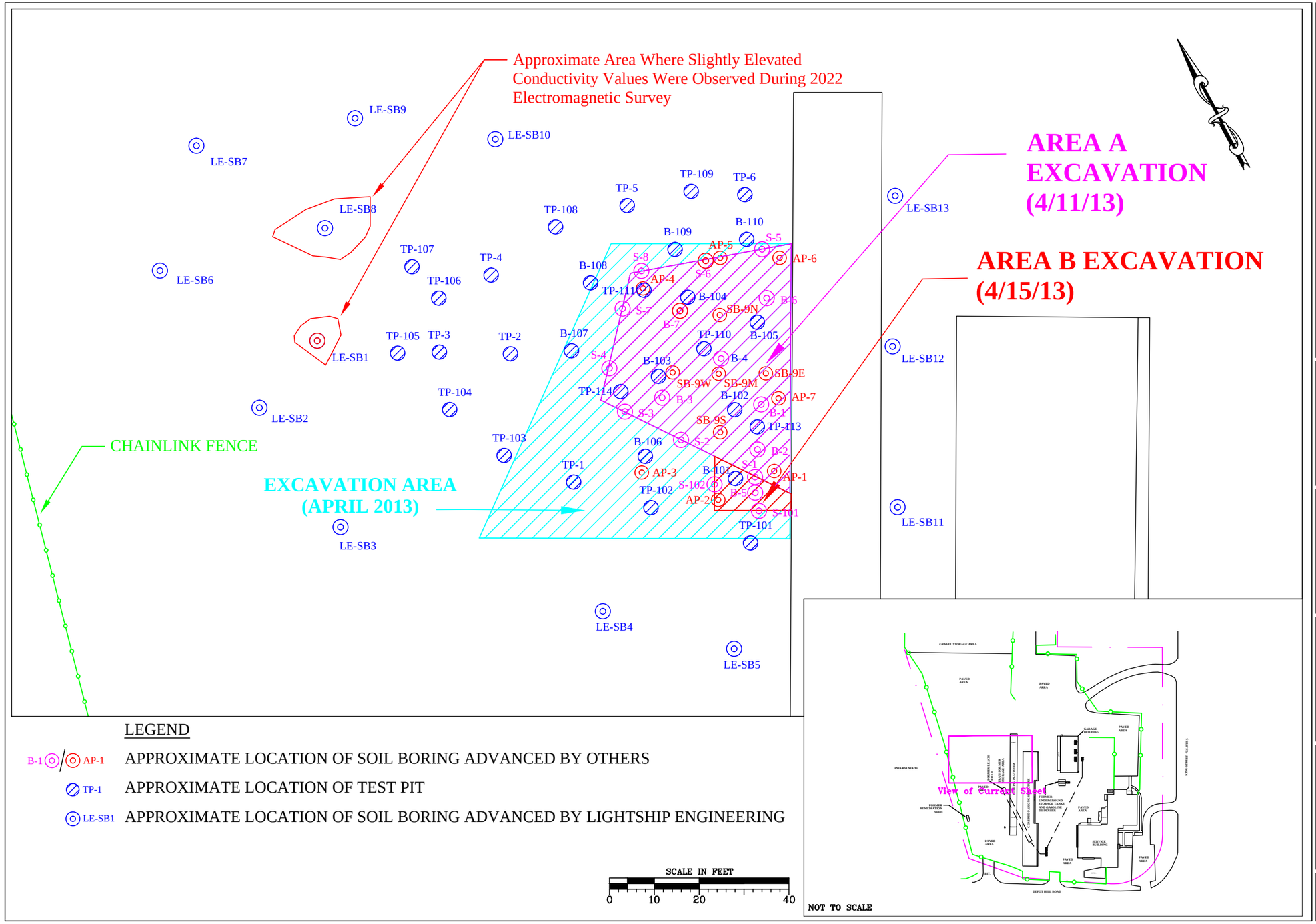

LIGHTSHIP ENGINEERING
ENVIRONMENTAL & LAND–USE CONSULTANTS
6 Resnik Road • Suite 207 • Plymouth, Massachusetts 02360 • TEL:(508) 830-3344 • FAX:(508) 830-3360

REVISIONS		
NO.	DATE	DESCRIPTION

PROJECT NAME AND LOCATION
Former CL&P Area Work Center
1054 King Street
Enfield, Connecticut

CLIENT NAME AND LOCATION
Eversource Energy
247 Station Avenue
Westwood, Massachusetts

DRAWING TITLE
FIGURE 3
Sampling Locations Map

SOURCE
Previous Reports Provided by Client

CADD FILE
Projects/500.101.2/Figures/Figures.dwg

DRAWN BY:	XH
REVIEWED BY:	KDP
DATE:	11/2/2023
DWG SCALE:	1" = 20'

LIGHTSHIP REF. NUMBER
500.101.2
SHEET NO: 1 OF 1

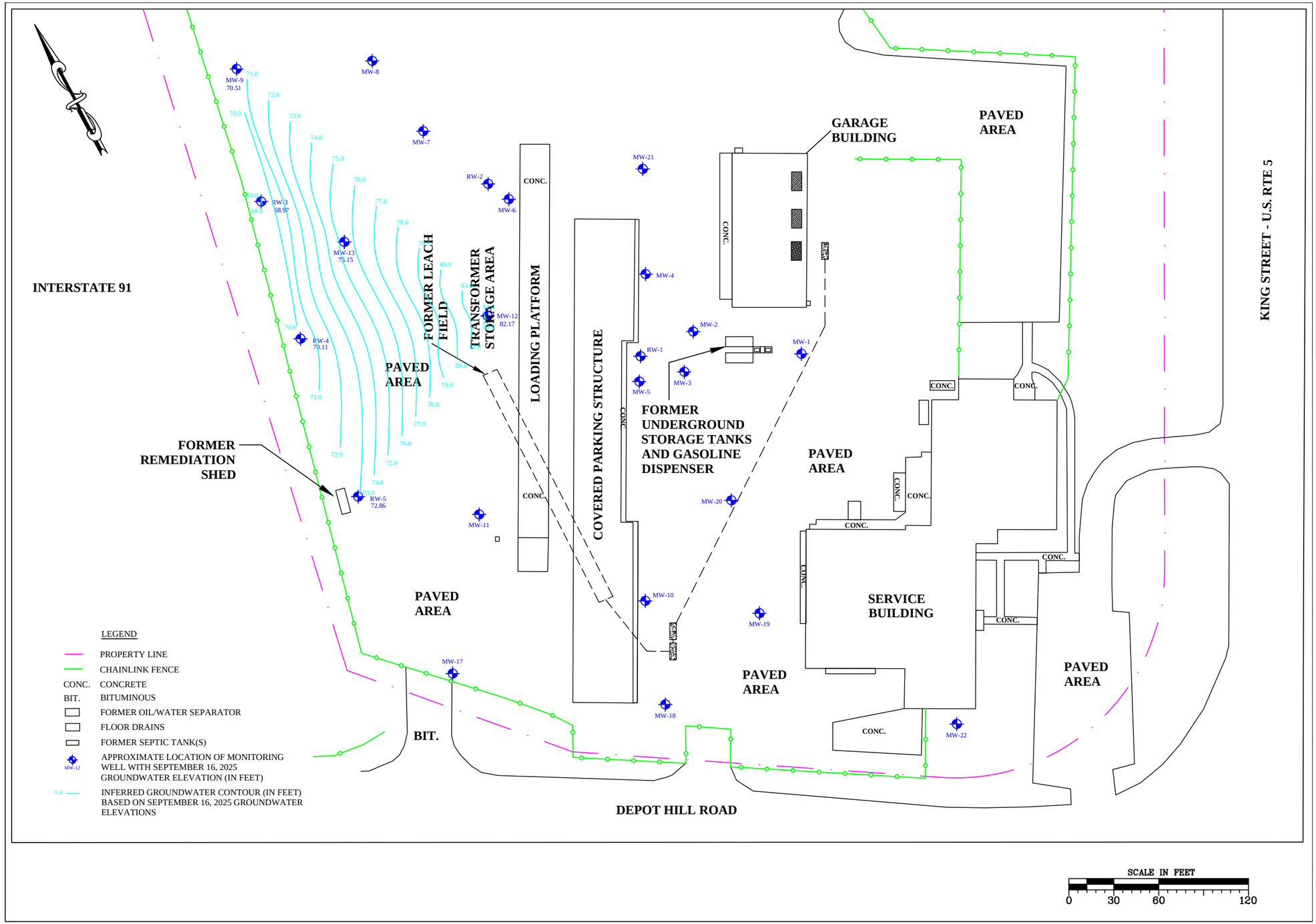

LIGHTSHIP ENGINEERING
ENVIRONMENTAL & LAND-USE CONSULTANTS
6 Resnik Road • Suite 207 • Plymouth, Massachusetts 02360 • TEL:(508) 830-3344 • FAX:(508) 830-3360

REVISIONS

NO.	DATE	DESCRIPTION

PROJECT NAME AND LOCATION
Former CLEP Area Work Center
1454 King Street
Enfield, Connecticut

CLIENT NAME AND LOCATION
Eversource Energy
247 Station Avenue
Westwood, Massachusetts

DRAWING TITLE
FIGURE 4
Groundwater Monitoring Well Locations

SOURCE
Previous Reports Provided by Client

CADD FILE
Projects/500.101.2/Figures/Figures.dwg

DRAWN BY:	XH
REVIEWED BY:	KDP
DATE:	11/2/2023
DWG SCALE:	1" = 60'

LIGHTSHIP REF. NUMBER
500.101.2
SHEET NO: 1 OF 1

ATTACHMENT B

TPI GPR EM SURVEY REPORT

October 3nd, 2022

Kevin Paradise
Lightship Engineering, LLC
39 Industrial Park Road
Plymouth, Massachusetts 02360

Project: Geophysical Survey – 1654 King St, Enfield, CT

Dear Kevin,

The following is a brief letter report detailing the results of the geophysical survey performed at the above referenced site. Site maps and/or pertinent ground penetrating radar (GPR) transects are contained in the report and Appendix A. It would be helpful to review Appendix A and the site maps when reading this report. TPI's standard practice is to indicate the results of the geophysical survey by marking all identified utility lines, tanks, and GPR anomalies etc. with chalk, paint or flags. It should be noted that this report is a means of transferring data and results of data interpretation, which was performed during the time allotted for the fieldwork.

Project Scope and Visual Site Inspection

TPI Environmental, Inc. (TPI) was contracted by Lightship Engineering, LLC (client) to scan areas of concern (AOC) at the above referenced location to evaluate the extent of buried metallic debris. The site consists of a commercial property located at the above address and as indicated on Figure 1. Upon arrival to the site on September 20th, 2022, TPI reviewed the site history with the client and performed a site walk. During the site walk the following areas of interest were noted:

- The client indicated previous test pitting locations that had exposed buried metallic debris. The client also indicated the area to be scanned (Figure 1).

Methodology

Geophysical surveys are typically accomplished by employing the following techniques; GPR, Fisher TW6 electromagnetic metal detection (TW6 EM), a Geonics EM61-MK2 Time – Domain Electromagnetic Detector unit (EM61), radio frequency line locating (RF), and magnetics. The EM61 is a high power, high sensitivity metal detector capable of detecting both ferrous and non-ferrous metal. The TW6 EM unit sounds an audible alarm in the presence of a large mass of metal such as an UST. A description and discussion of these geophysical methods as well as TPI's standard procedures for performing geophysical surveys is found in Appendix A. In general, "blind surveys" are typically performed by initially scanning the site with a TW6 EM unit and/or an EM61 unit and noting areas of relatively high EM response. Locations with a high EM response are further investigated with GPR. Known utilities are typically traced with the RF unit, GPR, and the TW6 EM unit depending on the size, matrix and conductive properties of the line. EM units are typically not effective and practical in areas underlain with reinforced concrete and/or the presence of ubiquitous metallic objects.

During EM61 surveys the EM response is sampled at four time positions at each survey point (every 0.62-feet). These four readings allow for the discrimination of targets based on target size, shape, material, and orientation. Furthermore the EM61 is designed in such a way that it is possible to distinguish deeper objects from shallow ones. In Channel D mode, the system suppresses near surface targets that may mask the response of deeper, more important targets. This feature is useful when the purpose of the survey is to locate deeper targets, such as USTs, in the presence of near-surface metallic objects.

Geophysical Survey Results

The geophysical survey at this site was accomplished with the EM61 and GPR units. The EM61 unit was used to scan the area indicated in Figure 1. EM61 data collected on-site were retained on a data recorder, processed, and presented as Figure 1 in the report. The GPR survey was performed over metallic anomalies identified during the EM surveys and in areas immediately around metallic objects. Results of the geophysical survey were marked on the ground with paint. Maps of the survey results are contained in this report and Appendix A. Results of the geophysical survey are as follows:

- TPI detected no significant concentrations of metallic debris within the EM61 scan area (Figure 1).
- Two areas (10' x 8' and 11' x 17') within the EM61 data display slightly elevated conductivity values, suggesting the possibility of some scattered metallic debris. These areas are highlighted in Figure 1 and were marked on-site to assist in future test pitting efforts.

TPI completes non-intrusive geophysical surveys using equipment and techniques representing best available technology. TPI does not accept responsibility for survey limitations due to inherent technological limitations or unforeseen and varying site-specific conditions such as metal-reinforced concrete. In practical terms, TPI serves to reduce the risk of encountering subsurface utilities during excavation operations or greatly increase the chance of locating man made subsurface objects depending on the goal of the project. The results of this investigation should only be used as a tool and should not be considered a guarantee regarding the presence or absence of USTs or piping.

If you should have any questions or concerns, please do not hesitate to contact us.

Your Project Team at TPI:

Frank Fendler, M.S., P.G.
President
ffendler@tpienv.com

Mike Robbins, M.S.
Geologist/Boston Manager
mrobbins@tpienv.com

Dustin Lutz
Geologist/P.M.
dlutz@tpienv.com

724 S. 27th St, Easton, PA 18045 888-204-3266 www.tpienv.com
Serving New Jersey Pennsylvania Massachusetts

*Color contoured data indicate relative EM61 response, i.e. significant buried metallic structures. The EM survey was conducted throughout accessible areas, as indicated by black borderline.

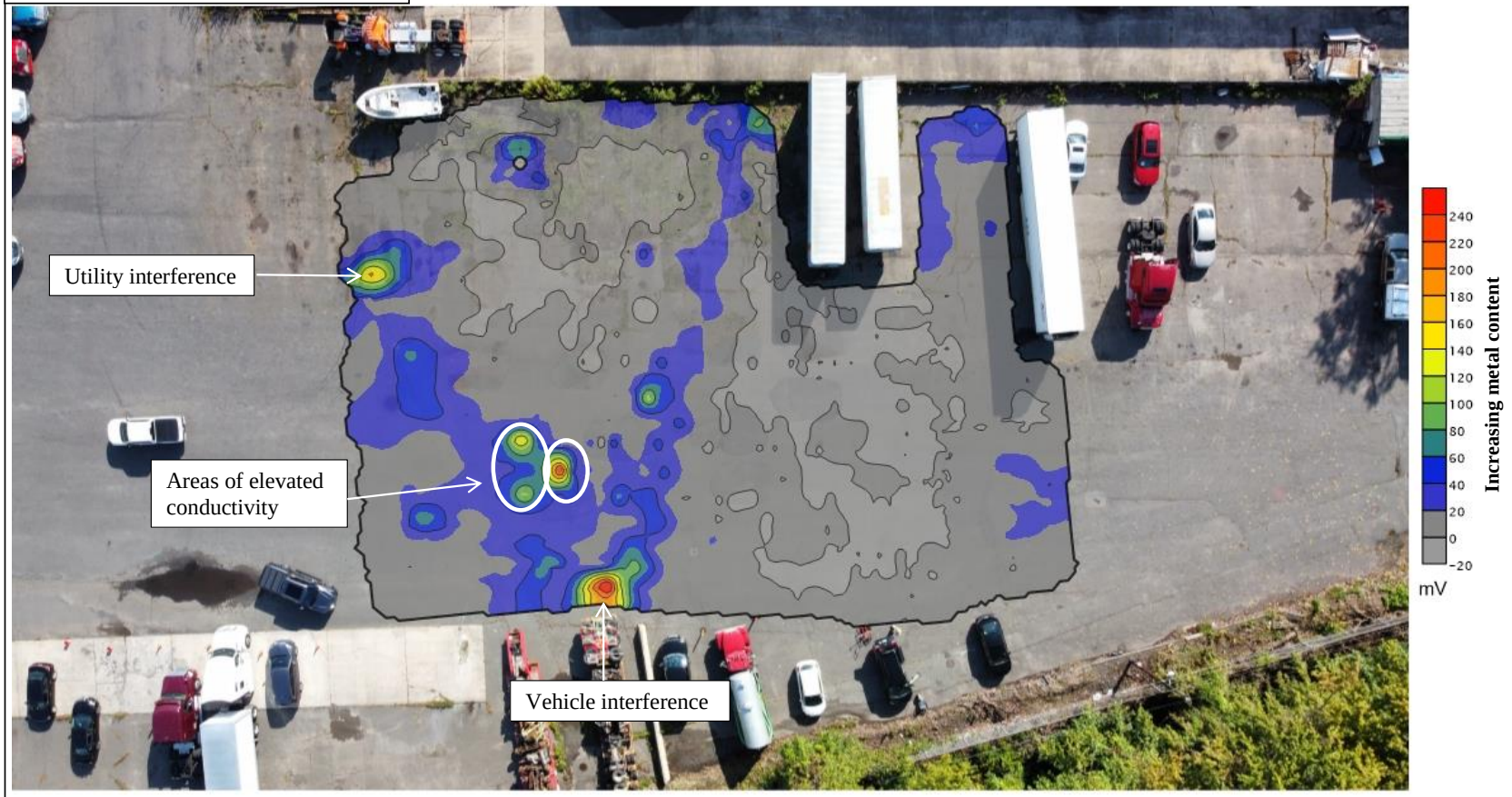

Site aerial captured on day of field work

TPI environmental	1654 King St, Enfield, MA		Figure 1
	Client: Lightship	Date: 9/20/22	EM61 Results – Metallic Structures

Appendix A

Site Photos and Survey Methods



Site Photo 1. General AOC including areas of elevated conductivity (pink).

Attachment A
TPI's Geophysical Survey Equipment & Methods

Geonics EM61-MK2

The EM61 is a high resolution time-domain metal detector which is used to detect ferrous and non-ferrous metallic objects. It consists of a powerful transmitter that generates a pulsed primary magnetic field, which induces eddy currents in nearby metallic objects. The decay of these currents is measured by two receiver coils mounted on the coil assembly. The responses are recorded and displayed by an integrated computer based digital data logger with real time numeric and graphic display. Two ports on the logger allows simultaneous collection of EM and GPS data. For further processing and interpretation data can be transferred to a laptop computer in the field and a color contoured map of the EM61 reponse is prepared (see below).

EM61 Color Contoured Map

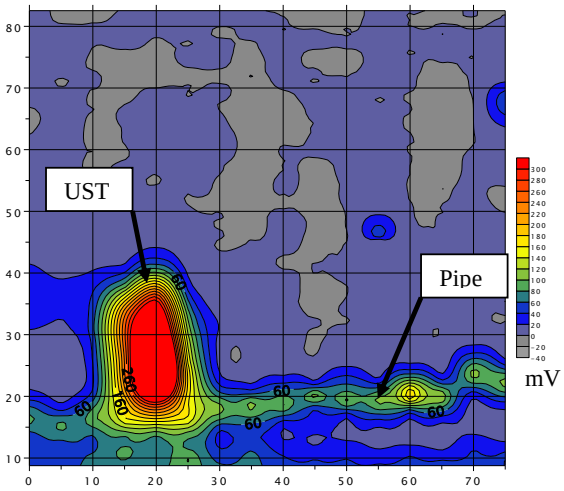

The EM61-MK2 detects a single 55 gallon drum at a depth of over 10-feet beneath the instrument, yet it is relatively insentsitive to interference from nearby surface metal such as fences, buildings, cars, etc. By making the measurement at a relatively long time after termination of the primary pulse, the response is practically independent of the electrical conductivity of the ground.

Due to its unique coil arrangements, the response curve is a single well defined positive peak greatly facilitating quick and accurate location of the target, the depth of which can usually be estimated from the width of the response and/or from relative response from each of the two receiver coils.

GPR

This method is one of the most powerful and cost effective methods of locating man made objects and stratigraphic layers in the subsurface. It is an active method that transmits electromagnetic pulses into the ground, the radar pulses are reflected from materials or layers of differing dielectric and electrical conductive properties. The GPR computer measures the elapsed time in billionths of a second (nanoseconds) from when the pulses are sent and when they are received back at the surface that can then be converted to depth. Results of the radar scan are displayed as a continuous cross-section of the subsurface on the computer screen in real time. Metallic materials such as tanks, pipes, conduits, rebar etc. have vastly different dielectric properties then soils so there reflections are striking and relatively easy to identify. Pipes and tanks constructed of PVC, concrete, and terracotta also produce distinct reflections, however, these reflections are typically not as striking as metallic materials. A typical radar image of two metallic underground storage tanks is found below.

GPR Image of Two Metallic USTs

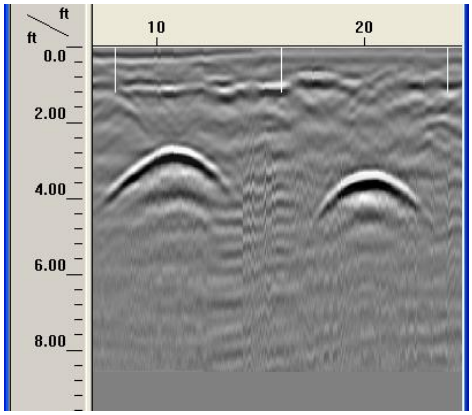

GPR surveys are conducted with the most advanced GPR equipment currently available

Attachment A
TPI's Geophysical Survey Equipment & Methods

including a Geophysical Survey Systems (GSSI) SIR-3000 subsurface radar unit with a 400 MHz antenna. The 400 MHz antenna has a depth range of approximately 20-feet and other antennas may be employed with the system depending on specific site conditions and objectives of the survey. The GPR transect data may be saved on the internal hard drive and transferred to a PC for storage, printing, and post processing. GSSI is the world leader in the development of GPR systems and was the first company to commercialize GPR in 1970. GPR hardware and software has improved dramatically over the last several years allowing for relatively rapid and economical GPR surveys. With 3-dimensional capabilities, the latest GPR software takes data processing a step farther then the former 2-dimensional viewing method. Three-dimensional visualization helps you to see the whole picture, giving you a powerful tool to interpret complex utility layouts and identify subtle linear features that may have otherwise been missed.

GPR surveys are typically conducted by searching for GPR hyperbolas indicative of subsurface pipes or tanks signatures in the vicinity of known entities. Theses signatures are marked on the ground and areas progressively further from the known entity are scanned and marked. This process is continued until the GPR operator performed enough scans to determine and mark the subsurface pipe, tank or anomaly. During this process the GPR data is typically not saved due to the immense size of the data files. After this phase of the GPR survey is completed, representative GPR transects or grids are performed and saved for the report and post processing. Some of the factors that may negatively affect GPR results include clay soils, rebar in concrete, high moisture content, depth of the target, and the integrity, size, and material of the target.

TW-6 EM Unit

TPI routinely employs a Fisher TW-6 electromagnetic metal detector when performing GPR surveys. The TW-6 creates an electromagnetic field with a transmitting coil and measures the strength of that field with a receiving coil. As the TW-6 passes over electrically conductive materials such as metal tanks or drums the field is distorted and the instrument produces an audible alarm based on the degree of the distortion. The TW-6 can detect conductive materials the size of drums or small tanks to depths of 10-feet. The instrument is actually a relatively poor metal detector which makes it ideal for locating large conductive materials such as metal drums, medium to large metal pipes, reinforced concrete pipes, and metal tanks. A more sensitive metal detector would produce "false positives" on small pieces of metal that are typically found in fill and throughout developed sites. If the survey area is underlain by reinforced concrete or cars and other large surficial metallic features are within 10-feet, the TW-6 will not be useful.

Line Locating

Line locating is performed with a Radiodetection RD400 PXL-2 line locator with a 433 HCTX-2 transmitter. The transmitter emits a specific radio or electromagnetic signal which is indirectly induced or directly conducted onto the metallic line. The transmitter is capable of producing frequencies of 512 Hz, 8 kHz, or 33 kHz and the receiver is configured for the specific transmitted frequency. The induced signal is coupled with the line by either using an induction clamp which surrounds an exposed line or placing the transmitter above a buried line and transmitting the signal to it. The receiver may also be used in a passive locate mode (power) to identify the presence of current carrying lines. Nonmetallic lines may also be located by snaking a sonde down accessible lines with push rods. A sonde is a small transmitter that emits a specific electromagnetic frequency which can be detected by the receiver at depths of 12 to 16-feet.

Inductive Sweep With Transmitter/Receiver

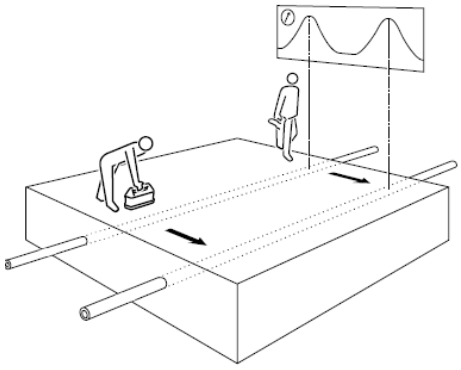

724 S. 27th Street
Easton, PA 18045
ffendler@tpienv.com
www.tpienv.com
888-204-3266-Phone
888-204-3266-Fax

Attachment A
TPI's Geophysical Survey Equipment & Methods

Resistivity

TPI conducts subsurface resistivity surveys using the AGI SuperSting R8 IP Earth Resistivity and IP Meter. The SuperSting unit measures the voltage drop of an induced electrical current across numerous electrodes as it travels through the electrically heterogenous subsurface. Multiple survey profiles are completed in this manner based upon the specific conditions of the field area in order to assemble a complete characterization of the ground resistivity properties. The resistivity data is then processed and examined for evidence of significant subsurface features including bedrock surfaces, perched groundwater tables, cavities/sinkholes, or potential contaminant plumes.



AGI SuperSting R8 IP Earth Resistivity and IP Meter assembly.

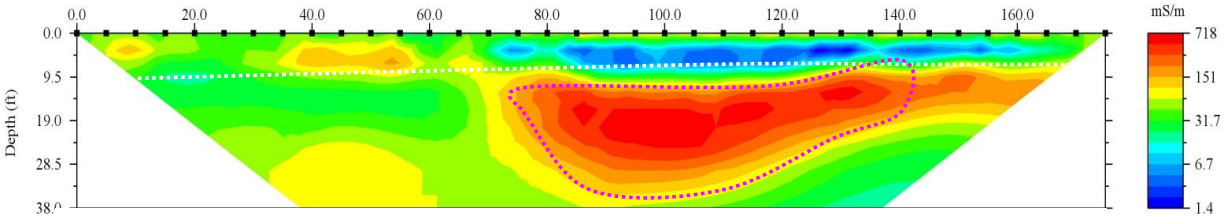

Resistivity pseudosection across a backfilled canal. Approximately 10' of high resistivity/low conductivity surficial fill (blue) over low resistivity/high conductivity canal backfill (orange-red).

Down-hole Conductivity

TPI is also able to collect down-hole soil conductivity data with an electric conductivity probe. The EC probe is driven into the subsurface by a direct push unit. A current is induced in the native soil between two contacts at opposite ends of the probe. The soil conductivity is then calculated based upon the ratio of induced current to resultant voltage across the probe. Down-hole EC profiling is particularly useful in the efficient determination of soil grain size (permeable sands vs impermeable clays), water content, and metal content.

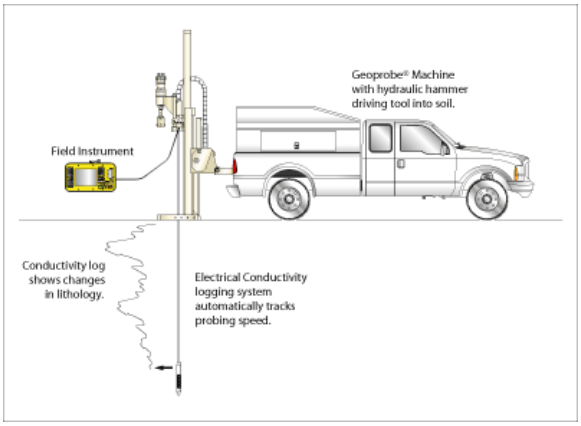



Electrical conductivity probe

724 S. 27th Street
Easton, PA 18045
ffendler@tpienv.com
www.tpienv.com
888-204-3266-Phone
888-204-3266-Fax

ATTACHMENT C

SOIL BORING LOGS

LIGHTSHIP ENGINEERING
ENVIRONMENTAL & LAND-USE CONSULTANTS

Boring ID: LE-SB1 | Page 1 of 1
Monitoring: N/A | Project #: 500.101.2
Start Date: November 22, 2022 | End Date: November 22, 2022

Client Name: Eversource
Project Name: Former CL&P Area Work Center
Site Address: 1654 King Street
City: Enfield | State: CT

Drilling Co.: New England Geotech
Drilling Method: Direct Push
Driller: Maynor Mendoza
Lightship Rep.: Matthew Duclos
Ben Lasky

Casing		Sampler		Groundwater		Core		Survey	
Type:	N/A	Type:	Acetate	Date:	N/A	Type:	N/A	Lat.	N/A
Size:	N/A	Size:	2 inch	Well Elev.:	N/A	Size:	N/A	Long.	N/A
Hammer:	N/A	Hammer:	N/A	WL (bgs):	N/A	Length:	N/A	Elev.	N/A
Fall:	N/A	Fall:	N/A	GW Elev.:	N/A				

Start Depth	Finish Depth	Sample ID	Blow Count				Recovery (inches)	TOVs (ppmv)	Lithology (USCS)	Description
0	2	LE-SB1-0/2	N/A	N/A	N/A	N/A	12	<0.1	SW	0 - 0.25ft bgs: Asphalt 0.25 - 2ft bgs: Brown, fine to coarse SAND with silt, trace fine to coarse gravel. Dry.
2	4	LE-SB1-2/4	N/A	N/A	N/A	N/A	12	<0.1	SW	Brown, fine to coarse SAND with silt, trace fine to coarse gravel. Dry.
4	6	LE-SB1-4/6	N/A	N/A	N/A	N/A	12	<0.1	SW	Brown, fine to coarse SAND with silt, trace fine to coarse gravel. Dry.
6	8	**LE-SB1-6/8**	N/A	N/A	N/A	N/A	12	12.5	SP	Brown to light tan/olive, fine to coarse SAND with silt, trace fine to coarse gravel. Dry to moist.
8	10	LE-SB1-8/10	N/A	N/A	N/A	N/A	12	5.8	SW	Brown, fine to coarse SAND with silt, trace fine to coarse gravel. Wet.
10	12	LE-SB1-10/12	N/A	N/A	N/A	N/A	12	0.9	SW	Brown, fine to coarse SAND with silt, trace fine to coarse gravel. Wet.
12	14	LE-SB1-12/14	N/A	N/A	N/A	N/A	12	0.4	SW	Brown, fine to coarse SAND with silt, trace fine to coarse gravel. Wet.
14	16	**LE-SB1-14/16**	N/A	N/A	N/A	N/A	12	0.3	SW	Brown, fine to coarse SAND with silt, trace fine to coarse gravel. Wet.

Soil Boring terminated at 16 feet below grade.

Notes: **Bold** indicates soil sample was submitted for laboratory analysis.
bgs - Below Ground Surface
ppmv - Parts Per Million by Volume
N/A - Not applicable
H.S.A. - Hollow-Stem Auger
USCS - Unified Soil Classification System
GW Elev - Groundwater Elevation
WL - Water Level
NR - No Recovery
TOVs: total organic vapors as measured using jar headspace with photo-ionization detector using a 10.6 electron volt bulb with an isobutylene response factor of 0.6.

LIGHTSHIP ENGINEERING
ENVIRONMENTAL & LAND-USE CONSULTANTS

Boring ID: LE-SB2 | Page 1 of 1
Monitoring: N/A | Project #: 500.101.2
Start Date: November 22, 2022 | End Date: November 22, 2022

Client Name: Eversource
Project Name: Former CL&P Area Work Center
Site Address: 1654 King Street
City: Enfield | State: CT

Drilling Co.: New England Geotech
Drilling Method: Direct Push
Driller: Maynor Mendoza
Lightship Rep.: Matthew Duclos
Ben Lasky

Casing		Sampler		Groundwater		Core		Survey	
Type:	N/A	Type:	Acetate	Date:	N/A	Type:	N/A	Lat.	N/A
Size:	N/A	Size:	2 inch	Well Elev.:	N/A	Size:	N/A	Long.	N/A
Hammer:	N/A	Hammer:	N/A	WL (bgs):	N/A	Length:	N/A	Elev.	N/A
Fall:	N/A	Fall:	N/A	GW Elev.:	N/A				

Start Depth	Finish Depth	Sample ID	Blow Count				Recovery (inches)	TOVs (ppmv)	Lithology (USCS)	Description
0	2	LE-SB2-0/2	N/A	N/A	N/A	N/A	12	<0.1	SW	0 - 0.25ft bgs: Asphalt 0.25 - 2ft bgs: Brown, fine to coarse SAND with silt, trace fine to coarse gravel. Dry.
2	4	LE-SB2-2/4	N/A	N/A	N/A	N/A	12	<0.1	SW	Brown, fine to coarse SAND with silt, trace fine to coarse gravel. Dry.
4	6	LE-SB2-4/6	N/A	N/A	N/A	N/A	12	0.1	SW	Brown, fine to coarse SAND with silt, trace fine to coarse gravel. Dry.
6	8	LE-SB2-6/8	N/A	N/A	N/A	N/A	12	<0.1	SW	Brown, fine to coarse SAND with silt, trace fine to coarse gravel. Dry to moist.
8	10	**LE-SB2-8/10**	N/A	N/A	N/A	N/A	12	0.4	SW	Brown, fine to coarse SAND with silt, trace fine to coarse gravel. Fill material observed (ceramic, coal). Wet.
10	12	LE-SB2-10/12	N/A	N/A	N/A	N/A	12	0.4	SW	Brown, fine to coarse SAND with silt, trace fine to coarse gravel. Wet.
12	14	LE-SB2-12/14	N/A	N/A	N/A	N/A	12	0.3	SW	Brown, fine to coarse SAND with silt, trace fine to coarse gravel. Wet.
14	16	**LE-SB2-14/16**	N/A	N/A	N/A	N/A	12	15.3	SW	Brown, fine to coarse SAND with silt, trace fine to coarse gravel. Petroleum like odor observed. Wet.

Soil Boring terminated at 16 feet below grade.

Notes: **Bold** indicates soil sample was submitted for laboratory analysis.
bgs - Below Ground Surface
ppmv - Parts Per Million by Volume
N/A - Not applicable
H.S.A. - Hollow-Stem Auger
USCS - Unified Soil Classification System
GW Elev - Groundwater Elevation
WL - Water Level
NR - No Recovery
TOVs: total organic vapors as measured using jar headspace with photo-ionization detector using a 10.6 electron volt bulb with an isobutylene response factor of 0.6.

LIGHTSHIP ENGINEERING
ENVIRONMENTAL & LAND-USE CONSULTANTS

Boring ID: LE-SB3 | Page 1 of 1
Monitoring: N/A | Project #: 500.101.2
Start Date: November 22, 2022 | End Date: November 22, 2022

Client Name: Eversource
Project Name: Former CL&P Area Work Center
Site Address: 1654 King Street
City: Enfield | State: CT

Drilling Co.: New England Geotech
Drilling Method: Direct Push
Driller: Maynor Mendoza
Lightship Rep.: Matthew Duclos
Ben Lasky

Casing		Sampler		Groundwater		Core		Survey	
Type:	N/A	Type:	Acetate	Date:	N/A	Type:	N/A	Lat.	N/A
Size:	N/A	Size:	2 inch	Well Elev.:	N/A	Size:	N/A	Long.	N/A
Hammer:	N/A	Hammer:	N/A	WL (bgs):	N/A	Length:	N/A	Elev.	N/A
Fall:	N/A	Fall:	N/A	GW Elev.:	N/A				

Start Depth	Finish Depth	Sample ID	Blow Count				Recovery (inches)	TOVs (ppmv)	Lithology (USCS)	Description
0	2	LE-SB3-0/2	N/A	N/A	N/A	N/A	12	<0.1	SW	0 - 0.25ft bgs: Asphalt 0.25 - 2ft bgs: Brown, fine to coarse SAND with silt, trace fine to coarse gravel. Dry.
2	4	LE-SB3-2/4	N/A	N/A	N/A	N/A	12	<0.1	SW	Brown, fine to coarse SAND with silt, trace fine to coarse gravel. Dry.
4	6	LE-SB3-4/6	N/A	N/A	N/A	N/A	12	<0.1	SW	Brown, fine to coarse SAND with silt, trace fine to coarse gravel. Dry.
6	8	LE-SB3-6/8	N/A	N/A	N/A	N/A	12	<0.1	SW	Brown, fine to coarse SAND with silt, trace fine to coarse gravel. Dry to moist.
8	10	LE-SB3-8/10	N/A	N/A	N/A	N/A	12	<0.1	SW	Brown, fine to coarse SAND with silt, trace fine to coarse gravel. Wet.
10	12	LE-SB3-10/12	N/A	N/A	N/A	N/A	12	<0.1	SW	Brown, fine to coarse SAND with silt, trace fine to coarse gravel. Wet.
12	14	**LE-SB3-12/14**	N/A	N/A	N/A	N/A	12	0.6	SW	Brown, fine to coarse SAND with silt, trace fine to coarse gravel. Wet.
14	16	**LE-SB3-14/16**	N/A	N/A	N/A	N/A	12	0.3	SW	Brown, fine to coarse SAND with silt, trace fine to coarse gravel. Wet.

Soil Boring terminated at 16 feet below grade.

Notes: **Bold** indicates soil sample was submitted for laboratory analysis.
bgs - Below Ground Surface
ppmv - Parts Per Million by Volume
N/A - Not applicable
H.S.A. - Hollow-Stem Auger
USCS - Unified Soil Classification System
GW Elev - Groundwater Elevation
WL - Water Level
NR - No Recovery
TOVs: total organic vapors as measured using jar headspace with photo-ionization detector using a 10.6 electron volt bulb with an isobutylene response factor of 0.6.

LIGHTSHIP ENGINEERING
ENVIRONMENTAL & LAND-USE CONSULTANTS

Boring ID: LE-SB4 | Page 1 of 1
Monitoring: N/A | Project #: 500.101.2
Start Date: November 22, 2022 | End Date: November 22, 2022

Client Name: Eversource
Project Name: Former CL&P Area Work Center
Site Address: 1654 King Street
City: Enfield | State: CT

Drilling Co.: New England Geotech
Drilling Method: Direct Push
Driller: Maynor Mendoza
Lightship Rep.: Matthew Duclos
Ben Lasky

Casing		Sampler		Groundwater		Core		Survey	
Type:	N/A	Type:	Acetate	Date:	N/A	Type:	N/A	Lat.	N/A
Size:	N/A	Size:	2 inch	Well Elev.:	N/A	Size:	N/A	Long.	N/A
Hammer:	N/A	Hammer:	N/A	WL (bgs):	N/A	Length:	N/A	Elev.	N/A
Fall:	N/A	Fall:	N/A	GW Elev.:	N/A				

Start Depth	Finish Depth	Sample ID	Blow Count				Recovery (inches)	TOVs (ppmv)	Lithology (USCS)	Description
0	2	LE-SB4-0/2	N/A	N/A	N/A	N/A	12	<0.1	SW	0 - 0.25ft bgs: Asphalt 0.25 - 2ft bgs: Brown, fine to coarse SAND with silt, trace fine to coarse gravel. Dry.
2	4	LE-SB4-2/4	N/A	N/A	N/A	N/A	12	<0.1	SW	Brown, fine to coarse SAND with silt, trace fine to coarse gravel. Dry.
4	6	**LE-SB4-4/6**	N/A	N/A	N/A	N/A	12	0.3	SW	Brown, fine to coarse SAND with silt, trace fine to coarse gravel. Dry.
6	8	LE-SB4-6/8	N/A	N/A	N/A	N/A	12	0.2	SW	Tan, fine to coarse SAND with silt, trace fine to coarse gravel. Wet.
8	10	LE-SB4-8/10	N/A	N/A	N/A	N/A	12	0.1	SW	Brown, fine to coarse SAND with silt, trace fine to coarse gravel. Wet.
10	12	LE-SB4-10/12	N/A	N/A	N/A	N/A	12	0.1	SW	Brown, fine to coarse SAND with silt, trace fine to coarse gravel. Wet.
12	14	LE-SB4-12/14	N/A	N/A	N/A	N/A	12	0.1	SW	Brown, fine to coarse SAND with silt, trace fine to coarse gravel. Wet.
14	16	**LE-SB4-14/16**	N/A	N/A	N/A	N/A	12	<0.1	SW	Brown, fine to coarse SAND with silt, trace fine to coarse gravel. Wet.

Soil Boring terminated at 16 feet below grade.

Notes: **Bold** indicates soil sample was submitted for laboratory analysis.
bgs - Below Ground Surface
ppmv - Parts Per Million by Volume
N/A - Not applicable
H.S.A. - Hollow-Stem Auger
USCS - Unified Soil Classification System
GW Elev - Groundwater Elevation
WL - Water Level
NR - No Recovery
TOVs: total organic vapors as measured using jar headspace with photo-ionization detector using a 10.6 electron volt bulb with an isobutylene response factor of 0.6.

LIGHTSHIP ENGINEERING
ENVIRONMENTAL & LAND-USE CONSULTANTS

Boring ID: LE-SB5 | Page 1 of 1
Monitoring: N/A | Project #: 500.101.2
Start Date: November 22, 2022 | End Date: November 22, 2022

Client Name: Eversource
Project Name: Former CL&P Area Work Center
Site Address: 1654 King Street
City: Enfield | State: CT

Drilling Co.: New England Geotech
Drilling Method: Direct Push
Driller: Maynor Mendoza
Lightship Rep.: Matthew Duclos
Ben Lasky

Casing		Sampler		Groundwater		Core		Survey	
Type:	N/A	Type:	Acetate	Date:	N/A	Type:	N/A	Lat.	N/A
Size:	N/A	Size:	2 inch	Well Elev.:	N/A	Size:	N/A	Long.	N/A
Hammer:	N/A	Hammer:	N/A	WL (bgs):	N/A	Length:	N/A	Elev.	N/A
Fall:	N/A	Fall:	N/A	GW Elev.:	N/A				

Start Depth	Finish Depth	Sample ID	Blow Count				Recovery (inches)	TOVs (ppmv)	Lithology (USCS)	Description
0	2	LE-SB5-0/2	N/A	N/A	N/A	N/A	12	0.1	SW	0 - 1ft bgs: Asphalt 0.25 - 2ft bgs: Gray, fine to coarse SAND with silt, trace fine to coarse gravel. Dry.
2	4	LE-SB5-2/4	N/A	N/A	N/A	N/A	12	0.2	SW	Gray, fine to coarse SAND with silt, trace fine to coarse gravel. Wet.
4	6	LE-SB5-4/6	N/A	N/A	N/A	N/A	12	0.5	SW	Brown, fine to coarse SAND with silt, trace fine to coarse gravel. Dry.
6	8	LE-SB5-6/8	N/A	N/A	N/A	N/A	12	<0.1	SW	Brown, fine to coarse SAND with silt, trace fine to coarse gravel. Wet.
8	10	**LE-SB5-8/10**	N/A	N/A	N/A	N/A	12	39.8	SW	Gray to olive, fine to coarse SAND with silt, trace fine to coarse gravel. Petroleum-like odor observed. Wet.
10	12	LE-SB5-10/12	N/A	N/A	N/A	N/A	12	10.1	SW	Brown, fine to coarse SAND with silt, trace fine to coarse gravel. Wet.
12	14	LE-SB5-12/14	N/A	N/A	N/A	N/A	12	7.2	SW	Brown, fine to coarse SAND with silt, trace fine to coarse gravel. Wet.
14	16	**LE-SB5-14/16**	N/A	N/A	N/A	N/A	12	2.4	SW	Brown, fine to coarse SAND with silt, trace fine to coarse gravel. Wet.

Soil Boring terminated at 16 feet below grade.

Notes:
Bold indicates soil sample was submitted for laboratory analysis.
bgs - Below Ground Surface
ppmv - Parts Per Million by Volume
N/A - Not applicable
H.S.A. - Hollow-Stem Auger
USCS - Unified Soil Classification System
GW Elev - Groundwater Elevation
WL - Water Level
NR - No Recovery
TOVs: total organic vapors as measured using jar headspace with photo-ionization detector using a 10.6 electron volt bulb with an isobutylene response factor of 0.6.

LIGHTSHIP ENGINEERING
ENVIRONMENTAL & LAND-USE CONSULTANTS

Boring ID: LE-SB6 | Page 1 of 1
Monitoring: N/A | Project #: 500.101.2
Start Date: November 22, 2022 | End Date: November 22, 2022

Client Name: Eversource
Project Name: Former CL&P Area Work Center
Site Address: 1654 King Street
City: Enfield | State: CT

Drilling Co.: New England Geotech
Drilling Method: Direct Push
Driller: Maynor Mendoza
Lightship Rep.: Matthew Duclos
Ben Lasky

Casing		Sampler		Groundwater		Core		Survey	
Type:	N/A	Type:	Acetate	Date:	N/A	Type:	N/A	Lat.	N/A
Size:	N/A	Size:	2 inch	Well Elev.:	N/A	Size:	N/A	Long.	N/A
Hammer:	N/A	Hammer:	N/A	WL (bgs):	N/A	Length:	N/A	Elev.	N/A
Fall:	N/A	Fall:	N/A	GW Elev.:	N/A				

Start Depth	Finish Depth	Sample ID	Blow Count				Recovery (inches)	TOVs (ppmv)	Lithology (USCS)	Description
0	2	LE-SB6-0/2	N/A	N/A	N/A	N/A	12	<0.1	SW	0 - 0.25ft bgs: Asphalt 0.25 - 2ft bgs: Brown, fine to coarse SAND with silt, trace fine to coarse gravel. Dry.
2	4	LE-SB6-2/4	N/A	N/A	N/A	N/A	12	<0.1	SW	Brown, fine to coarse SAND with silt, trace fine to coarse gravel. Dry.
4	6	LE-SB6-4/6	N/A	N/A	N/A	N/A	12	<0.1	SW	Tan to olive, fine to coarse SAND with silt, trace fine to coarse gravel. Dry to moist
6	8	LE-SB6-6/8	N/A	N/A	N/A	N/A	12	<0.1	SW	Brown, fine to coarse SAND with silt, trace fine to coarse gravel. Wet.
8	10	**LE-SB6-8/10**	N/A	N/A	N/A	N/A	12	1.9	SW	Brown, fine to coarse SAND with silt, trace fine to coarse gravel. Wet.
10	12	LE-SB6-10/12	N/A	N/A	N/A	N/A	12	1.1	SW	Dark brown to black, fine to coarse SAND with silt, trace fine to coarse gravel. Wet.
12	14	LE-SB6-12/14	N/A	N/A	N/A	N/A	12	0.5	SW	Brown, fine to coarse SAND with silt, trace fine to coarse gravel. Wet.
14	16	**LE-SB6-14/16**	N/A	N/A	N/A	N/A	12	0.6	SW	Brown, fine to coarse SAND with silt, trace fine to coarse gravel. Wet.

Soil Boring terminated at 16 feet below grade.

Notes: **Bold** indicates soil sample was submitted for laboratory analysis.
bgs - Below Ground Surface
ppmv - Parts Per Million by Volume
N/A - Not applicable
H.S.A. - Hollow-Stem Auger
USCS - Unified Soil Classification System
GW Elev - Groundwater Elevation
WL - Water Level
NR - No Recovery
TOVs: total organic vapors as measured using jar headspace with photo-ionization detector using a 10.6 electron volt bulb with an isobutylene response factor of 0.6.

LIGHTSHIP ENGINEERING
ENVIRONMENTAL & LAND-USE CONSULTANTS

Boring ID: LE-SB7 | Page 1 of 1
Monitoring N/A | Project #: 500.101.2
Start Date: November 22, 2022 | End Date: November 22, 2022

Client Name: Eversource
Project Name: Former CL&P Area Work Center
Site Address: 1654 King Street
City: Enfield State: CT

Drilling Co.: New England Geotech
Drilling Method: Direct Push
Driller: Maynor Mendoza
Lightship Rep.: Matthew Duclos
Ben Lasky

Casing		Sampler		Groundwater		Core		Survey	
Type:	N/A	Type:	Acetate	Date:	N/A	Type:	N/A	Lat.	N/A
Size:	N/A	Size:	2 inch	Well Elev.:	N/A	Size:	N/A	Long.	N/A
Hammer:	N/A	Hammer:	N/A	WL (bgs):	N/A	Length:	N/A	Elev.	N/A
Fall:	N/A	Fall:	N/A	GW Elev.:	N/A				

Start Depth	Finish Depth	Sample ID	Blow Count				Recovery (inches)	TOVs (ppmv)	Lithology (USCS)	Description
0	2	LE-SB7-0/2	N/A	N/A	N/A	N/A	12	<0.1	SW	0 - 0.25ft bgs: Asphalt 0.25 - 2ft bgs: Brown, fine to coarse SAND with silt, trace fine to coarse gravel. Dry.
2	4	LE-SB7-2/4	N/A	N/A	N/A	N/A	12	<0.1	SW	Brown, fine to coarse SAND with silt, trace fine to coarse gravel. Dry.
4	6	LE-SB7-4/6	N/A	N/A	N/A	N/A	12	0.4	SW	Brown, fine to coarse SAND with silt, trace fine to coarse gravel. Dry.
6	8	LE-SB7-6/8	N/A	N/A	N/A	N/A	12	3.8	SW	Brown and tan, fine to coarse SAND with silt, trace fine to coarse gravel. Dry to moist.
8	10	**LE-SB7-8/10**	N/A	N/A	N/A	N/A	12	8.5	SW	Brown to olive, fine to coarse SAND with silt, trace fine to coarse gravel. Wet.
10	12	LE-SB7-10/12	N/A	N/A	N/A	N/A	12	1.2	SW	Brown to olive, fine to coarse SAND with silt, trace fine to coarse gravel. Wet.
12	14	**LE-SB7-12/14**	N/A	N/A	N/A	N/A	12	18.0	SW	Black, fine to coarse SAND with silt, trace fine to coarse gravel. Wet. Fill material observed (ceramic, wood).
14	16	LE-SB7-14/16	N/A	N/A	N/A	N/A	12	2.2	SW	Brown, fine to coarse SAND with silt, trace fine to coarse gravel. Wet.

Soil Boring terminated at 16 feet below grade.

Notes: **Bold** indicates soil sample was submitted for laboratory analysis.
bgs - Below Ground Surface
ppmv - Parts Per Million by Volume
N/A - Not applicable
H.S.A. - Hollow-Stem Auger
USCS - Unified Soil Classification System
GW Elev - Groundwater Elevation
WL - Water Level
NR - No Recovery
TOVs: total organic vapors as measured using jar headspace with photo-ionization detector using a 10.6 electron volt bulb with an isobutylene response factor of 0.6.

LIGHTSHIP ENGINEERING
ENVIRONMENTAL & LAND-USE CONSULTANTS

Boring ID: LE-SB8 | Page 1 of 1
Monitoring: N/A | Project #: 500.101.2
Start Date: November 22, 2022 | End Date: November 22, 2022

Client Name: Eversource
Project Name: Former CL&P Area Work Center
Site Address: 1654 King Street
City: Enfield | State: CT

Drilling Co.: New England Geotech
Drilling Method: Direct Push
Driller: Maynor Mendoza
Lightship Rep.: Matthew Duclos
Ben Lasky

Casing		Sampler		Groundwater		Core		Survey	
Type:	N/A	Type:	Acetate	Date:	N/A	Type:	N/A	Lat.	N/A
Size:	N/A	Size:	2 inch	Well Elev.:	N/A	Size:	N/A	Long.	N/A
Hammer:	N/A	Hammer:	N/A	WL (bgs):	N/A	Length:	N/A	Elev.	N/A
Fall:	N/A	Fall:	N/A	GW Elev.:	N/A				

Start Depth	Finish Depth	Sample ID	Blow Count				Recovery (inches)	TOVs (ppmv)	Lithology (USCS)	Description
0	2	LE-SB8-0/2	N/A	N/A	N/A	N/A	12	0.1	SW	0 - 0.25ft bgs: Asphalt 0.25 - 2ft bgs: Brown, fine to coarse SAND with silt, trace fine to coarse gravel. Dry.
2	4	LE-SB8-2/4	N/A	N/A	N/A	N/A	12	0.1	SW	Brown, fine to coarse SAND with silt, trace fine to coarse gravel. Dry.
4	6	LE-SB8-4/6	N/A	N/A	N/A	N/A	12	<0.1	SW	Brown, fine to coarse SAND with silt, trace fine to coarse gravel. Dry.
6	8	LE-SB8-6/8	N/A	N/A	N/A	N/A	12	1.9	SW	Brown, fine to coarse SAND with silt, trace fine to coarse gravel. Moist.
8	10	LE-SB8-8/10	N/A	N/A	N/A	N/A	12	1.1	SW	Tan to olive, fine to coarse SAND with silt, trace fine to coarse gravel. Wet.
10	12	LE-SB8-10/12	N/A	N/A	N/A	N/A	12	17.0	SW	Brown and gray, fine to coarse SAND with silt, trace fine to coarse gravel. Wet.
12	14	LE-SB8-12/14	N/A	N/A	N/A	N/A	12	13.8	SW	Brown and gray, fine to coarse SAND with silt, trace fine to coarse gravel. Wet.
14	16	LE-SB8-14/16	N/A	N/A	N/A	N/A	12	18.7	SW	Brown and gray, fine to coarse SAND with silt, trace fine to coarse gravel. Wet.
16	18	**LE-SB1-16/18**	N/A	N/A	N/A	N/A	12	29.8	SW	Brown, fine to coarse SAND with silt, trace fine to coarse gravel. Wet.
18	20	**LE-SB1-18/20**	N/A	N/A	N/A	N/A	12	1.9	SW	Brown, fine to coarse SAND with silt, trace fine to coarse gravel. Wet.

Soil Boring terminated at 20 feet below grade.

Notes:
Bold indicates soil sample was submitted for laboratory analysis.
bgs - Below Ground Surface
ppmv - Parts Per Million by Volume
N/A - Not applicable
H.S.A. - Hollow-Stem Auger
USCS - Unified Soil Classification System
GW Elev - Groundwater Elevation
WL - Water Level
NR - No Recovery
TOVs: total organic vapors as measured using jar headspace with photo-ionization detector using a 10.6 electron volt bulb with an isobutylene response factor of 0.6.

LIGHTSHIP ENGINEERING
ENVIRONMENTAL & LAND-USE CONSULTANTS

Boring ID: LE-SB9 | Page 1 of 1
Monitoring: N/A | Project #: 500.101.2
Start Date: November 22, 2022 | End Date: November 22, 2022

Client Name: Eversource
Project Name: Former CL&P Area Work Center
Site Address: 1654 King Street
City: Enfield | State: CT

Drilling Co.: New England Geotech
Drilling Method: Direct Push
Driller: Maynor Mendoza
Lightship Rep.: Matthew Duclos
Ben Lasky

Casing		Sampler		Groundwater		Core		Survey	
Type:	N/A	Type:	Acetate	Date:	N/A	Type:	N/A	Lat.	N/A
Size:	N/A	Size:	2 inch	Well Elev.:	N/A	Size:	N/A	Long.	N/A
Hammer:	N/A	Hammer:	N/A	WL (bgs):	N/A	Length:	N/A	Elev.	N/A
Fall:	N/A	Fall:	N/A	GW Elev.:	N/A				

Start Depth	Finish Depth	Sample ID	Blow Count				Recovery (inches)	TOVs (ppmv)	Lithology (USCS)	Description
0	2	LE-SB9-0/2	N/A	N/A	N/A	N/A	12	1.0	SW	0 - 0.25ft bgs: Asphalt 0.25 - 2ft bgs: Brown, fine to coarse SAND with silt, trace fine to coarse gravel. Dry.
2	4	LE-SB9-2/4	N/A	N/A	N/A	N/A	12	1.7	SW	Brown, fine to coarse SAND with silt, trace fine to coarse gravel. Dry.
4	6	LE-SB9-4/6	N/A	N/A	N/A	N/A	12	0.4	SW	Brown, fine to coarse SAND with silt, trace fine to coarse gravel. Dry.
6	8	LE-SB9-6/8	N/A	N/A	N/A	N/A	12	1.7	SW	Brown, fine to coarse SAND with silt, trace fine to coarse gravel. Moist.
8	10	LE-SB9-8/10	N/A	N/A	N/A	N/A	12	4.0	SW	Brown to tan, fine to coarse SAND with silt, trace fine to coarse gravel. Wet.
10	12	**LE-SB9-10/12**	N/A	N/A	N/A	N/A	12	5.0	SW	Brown, fine to coarse SAND with silt, trace fine to coarse gravel. Wet.
12	14	LE-SB9-12/14	N/A	N/A	N/A	N/A	12	1.0	SW	Brown, fine to coarse SAND with silt, trace fine to coarse gravel. Wet.
14	16	**LE-SB9-14/16**	N/A	N/A	N/A	N/A	12	0.6	SW	Brown, fine to coarse SAND with silt, trace fine to coarse gravel. Wet.

Soil Boring terminated at 16 feet below grade.

Notes:
Bold indicates soil sample was submitted for laboratory analysis.
bgs - Below Ground Surface
ppmv - Parts Per Million by Volume
N/A - Not applicable
H.S.A. - Hollow-Stem Auger
USCS - Unified Soil Classification System
GW Elev - Groundwater Elevation
WL - Water Level
NR - No Recovery
TOVs: total organic vapors as measured using jar headspace with photo-ionization detector using a 10.6 electron volt bulb with an isobutylene response factor of 0.6.

LIGHTSHIP ENGINEERING
ENVIRONMENTAL & LAND-USE CONSULTANTS

Boring ID: LE-SB10 | Page 1 of 1
Monitoring: N/A | Project #: 500.101.2
Start Date: November 22, 2022 | End Date: November 22, 2022

Client Name: Eversource
Project Name: Former CL&P Area Work Center
Site Address: 1654 King Street
City: Enfield | State: CT

Drilling Co.: New England Geotech
Drilling Method: Direct Push
Driller: Maynor Mendoza
Lightship Rep.: Matthew Duclos
Ben Lasky

Casing		Sampler		Groundwater		Core		Survey	
Type:	N/A	Type:	Acetate	Date:	N/A	Type:	N/A	Lat.	N/A
Size:	N/A	Size:	2 inch	Well Elev.:	N/A	Size:	N/A	Long.	N/A
Hammer:	N/A	Hammer:	N/A	WL (bgs):	N/A	Length:	N/A	Elev.	N/A
Fall:	N/A	Fall:	N/A	GW Elev.:	N/A				

Start Depth	Finish Depth	Sample ID	Blow Count				Recovery (inches)	TOVs (ppmv)	Lithology (USCS)	Description
0	2	LE-SB10-0/2	N/A	N/A	N/A	N/A	12	0.2	SW	0 - 0.25ft bgs: Asphalt 0.25 - 2ft bgs: Brown, fine to coarse SAND with silt, trace fine to coarse gravel. Dry.
2	4	LE-SB10-2/4	N/A	N/A	N/A	N/A	12	0.2	SW	Brown, fine to coarse SAND with silt, trace fine to coarse gravel. Dry.
4	6	LE-SB10-4/6	N/A	N/A	N/A	N/A	12	0.1	SW	Brown, fine to coarse SAND with silt, trace fine to coarse gravel. Moist.
6	8	LE-SB10-6/8	N/A	N/A	N/A	N/A	12	0.1	SW	Brown, fine to coarse SAND with silt, trace fine to coarse gravel. Moist.
8	10	**LE-SB10-8/10**	N/A	N/A	N/A	N/A	12	0.1	SW	Brown, fine to coarse SAND with silt, trace fine to coarse gravel. Moist.
10	12	LE-SB10-10/12	N/A	N/A	N/A	N/A	12	0.1	SW	Brown, fine to coarse SAND with silt, trace fine to coarse gravel. Wet.
12	14	LE-SB10-12/14	N/A	N/A	N/A	N/A	12	0.1	SW	Brown, fine to coarse SAND with silt, trace fine to coarse gravel. Wet.
14	16	**LE-SB10-14/16**	N/A	N/A	N/A	N/A	12	0.1	SW	Brown, fine to coarse SAND with silt, trace fine to coarse gravel. Wet.

Soil Boring terminated at 16 feet below grade.

Notes: **Bold** indicates soil sample was submitted for laboratory analysis.
bgs - Below Ground Surface
ppmv - Parts Per Million by Volume
N/A - Not applicable
H.S.A. - Hollow-Stem Auger
USCS - Unified Soil Classification System
GW Elev - Groundwater Elevation
WL - Water Level
NR - No Recovery
TOVs: total organic vapors as measured using jar headspace with photo-ionization detector using a 10.6 electron volt bulb with an isobutylene response factor of 0.6.

LIGHTSHIP ENGINEERING
ENVIRONMENTAL & LAND-USE CONSULTANTS

Boring ID: LE-SB11 | Page 1 of 1
Monitoring: N/A | Project #: 500.101.2
Start Date: November 22, 2022 | End Date: November 22, 2022

Client Name: Eversource
Project Name: Former CL&P Area Work Center
Site Address: 1654 King Street
City: Enfield | State: CT

Drilling Co.: New England Geotech
Drilling Method: Direct Push
Driller: Maynor Mendoza
Lightship Rep.: Matthew Duclos
Ben Lasky

Casing		Sampler		Groundwater		Core		Survey	
Type:	N/A	Type:	Acetate	Date:	N/A	Type:	N/A	Lat.	N/A
Size:	N/A	Size:	2 inch	Well Elev.:	N/A	Size:	N/A	Long.	N/A
Hammer:	N/A	Hammer:	N/A	WL (bgs):	N/A	Length:	N/A	Elev.	N/A
Fall:	N/A	Fall:	N/A	GW Elev.:	N/A				

Start Depth	Finish Depth	Sample ID	Blow Count				Recovery (inches)	TOVs (ppmv)	Lithology (USCS)	Description
0	2	LE-SB11-0/2	N/A	N/A	N/A	N/A	12	<0.1	SW	0 - 0.25ft bgs: Asphalt 0.25 - 2ft bgs: Brown, fine to coarse SAND with silt, trace fine to coarse gravel. Dry.
2	4	LE-SB11-2/4	N/A	N/A	N/A	N/A	12	<0.1	SW	Brown, fine to coarse SAND with silt, trace fine to coarse gravel. Dry.
4	6	LE-SB11-4/6	N/A	N/A	N/A	N/A	12	0.3	SW	Gray to tan, fine to coarse SAND with silt, trace fine to coarse gravel. Wet.
6	8	LE-SB11-6/8	N/A	N/A	N/A	N/A	12	1.9	SW	Gray to tan, fine to coarse SAND with silt, trace fine to coarse gravel. Wet.
8	10	LE-SB11-8/10	N/A	N/A	N/A	N/A	12	0.8	SW	Brown, fine to coarse SAND with silt, trace fine to coarse gravel. Wet.
10	12	LE-SB11-10/12	N/A	N/A	N/A	N/A	12	0.6	SW	Gray to tan, fine to coarse SAND with silt, trace fine to coarse gravel. Moist.
12	14	**LE-SB11-12/14**	N/A	N/A	N/A	N/A	12	6.8	SW	Brown, fine to coarse SAND with silt, trace fine to coarse gravel. Moist.
14	16	LE-SB11-14/16	N/A	N/A	N/A	N/A	12	1.4	SW	Brown, fine to coarse SAND with silt, trace fine to coarse gravel. Wet.
16	18	LE-SB1-16/18	N/A	N/A	N/A	N/A	12	6.1	SW	Brown, fine to coarse SAND with silt, trace fine to coarse gravel. Wet.
18	20	**LE-SB1-18/20**	N/A	N/A	N/A	N/A	12	0.8	SW	Brown, fine to coarse SAND with silt, trace fine to coarse gravel. Wet.

Soil Boring terminated at 20 feet below grade.

Notes:
Bold indicates soil sample was submitted for laboratory analysis.
bgs - Below Ground Surface
ppmv - Parts Per Million by Volume
N/A - Not applicable
H.S.A. - Hollow-Stem Auger
USCS - Unified Soil Classification System
GW Elev - Groundwater Elevation
WL - Water Level
NR - No Recovery
TOVs: total organic vapors as measured using jar headspace with photo-ionization detector using a 10.6 electron volt bulb with an isobutylene response factor of 0.6.

LIGHTSHIP ENGINEERING
ENVIRONMENTAL & LAND-USE CONSULTANTS

Boring ID: LE-SB12 | Page 1 of 1
Monitoring: N/A | Project #: 500.101.2
Start Date: November 22, 2022 | End Date: November 22, 2022

Client Name: Eversource
Project Name: Former CL&P Area Work Center
Site Address: 1654 King Street
City: Enfield | State: CT

Drilling Co.: New England Geotech
Drilling Method: Direct Push
Driller: Maynor Mendoza
Lightship Rep.: Matthew Duclos
Ben Lasky

Casing		Sampler		Groundwater		Core		Survey	
Type:	N/A	Type:	Acetate	Date:	N/A	Type:	N/A	Lat.	N/A
Size:	N/A	Size:	2 inch	Well Elev.:	N/A	Size:	N/A	Long.	N/A
Hammer:	N/A	Hammer:	N/A	WL (bgs):	N/A	Length:	N/A	Elev.	N/A
Fall:	N/A	Fall:	N/A	GW Elev.:	N/A				

Start Depth	Finish Depth	Sample ID	Blow Count				Recovery (inches)	TOVs (ppmv)	Lithology (USCS)	Description
0	2	LE-SB12-0/2	N/A	N/A	N/A	N/A	12	1.6	SW	0 - 0.25ft bgs: Asphalt 0.25 - 2ft bgs: Brown, fine to coarse SAND with silt, trace fine to coarse gravel. Dry.
2	4	LE-SB12-2/4	N/A	N/A	N/A	N/A	12	0.9	SW	Brown, fine to coarse SAND with silt, trace fine to coarse gravel. Dry.
4	6	LE-SB12-4/6	N/A	N/A	N/A	N/A	12	0.8	SW	Gray to tan, fine to coarse SAND with silt, trace fine to coarse gravel. Wet.
6	8	LE-SB12-6/8	N/A	N/A	N/A	N/A	12	3.2	SW	Gray to tan, fine to coarse SAND with silt, trace fine to coarse gravel. Wet.
8	10	**LE-SB12-8/10**	N/A	N/A	N/A	N/A	12	147.7	SW	Brown, fine to coarse SAND with silt, trace fine to coarse gravel. Wet.
10	12	**LE-SB12-10/12**	N/A	N/A	N/A	N/A	12	25.7	SW	Gray to tan, fine to coarse SAND with silt, trace fine to coarse gravel. Moist.
12	14	LE-SB12-12/14	N/A	N/A	N/A	N/A	12	25.5	SW	Brown, fine to coarse SAND with silt, trace fine to coarse gravel. Moist.
14	16	LE-SB12-14/16	N/A	N/A	N/A	N/A	12	4.2	SW	Brown, fine to coarse SAND with silt, trace fine to coarse gravel. Wet.
16	18	LE-SB1-16/18	N/A	N/A	N/A	N/A	12	0.3	SW	Brown, fine to coarse SAND with silt, trace fine to coarse gravel. Wet.
18	20	LE-SB1-18/20	N/A	N/A	N/A	N/A	12	1.5	SW	Brown, fine to coarse SAND with silt, trace fine to coarse gravel. Wet.

Soil Boring terminated at 20 feet below grade.

Notes:
Bold indicates soil sample was submitted for laboratory analysis.
bgs - Below Ground Surface
ppmv - Parts Per Million by Volume
N/A - Not applicable
H.S.A. - Hollow-Stem Auger
USCS - Unified Soil Classification System
GW Elev - Groundwater Elevation
WL - Water Level
NR - No Recovery
TOVs: total organic vapors as measured using jar headspace with photo-ionization detector using a 10.6 electron volt bulb with an isobutylene response factor of 0.6.

LIGHTSHIP ENGINEERING
ENVIRONMENTAL & LAND-USE CONSULTANTS

Boring ID: LE-SB13 | Page 1 of 1
Monitoring: N/A | Project #: 500.101.2
Start Date: November 22, 2022 | End Date: November 22, 2022

Client Name: Eversource
Project Name: Former CL&P Area Work Center
Site Address: 1654 King Street
City: Enfield | State: CT

Drilling Co.: New England Geotech
Drilling Method: Direct Push
Driller: Maynor Mendoza
Lightship Rep.: Matthew Duclos
Ben Lasky

Casing		Sampler		Groundwater		Core		Survey	
Type:	N/A	Type:	Acetate	Date:	N/A	Type:	N/A	Lat.	N/A
Size:	N/A	Size:	2 inch	Well Elev.:	N/A	Size:	N/A	Long.	N/A
Hammer:	N/A	Hammer:	N/A	WL (bgs):	N/A	Length:	N/A	Elev.	N/A
Fall:	N/A	Fall:	N/A	GW Elev.:	N/A				

Start Depth	Finish Depth	Sample ID	Blow Count				Recovery (inches)	TOVs (ppmv)	Lithology (USCS)	Description
0	2	LE-SB13-0/2	N/A	N/A	N/A	N/A	12	0.1	SW	0 - 0.25ft bgs: Asphalt 0.25 - 2ft bgs: Brown, fine to coarse SAND with silt, trace fine to coarse gravel. Dry.
2	4	LE-SB13-2/4	N/A	N/A	N/A	N/A	12	1.7	SW	Brown, fine to coarse SAND with silt, trace fine to coarse gravel. Dry.
4	6	LE-SB13-4/6	N/A	N/A	N/A	N/A	12	7.9	SW	Brown, fine to coarse SAND with silt, trace fine to coarse gravel. Dry.
6	8	LE-SB13-6/8	N/A	N/A	N/A	N/A	12	4.2	SW	Brown, fine to coarse SAND with silt, trace fine to coarse gravel. Dry.
8	10	LE-SB13-8/10	N/A	N/A	N/A	N/A	12	76.7	SW	Brown, fine to coarse SAND with silt, trace fine to coarse gravel. Moist.
10	12	**LE-SB13-10/12**	N/A	N/A	N/A	N/A	12	124.2	SW	Brown, fine to coarse SAND with silt, trace fine to coarse gravel. Wet.
12	14	LE-SB13-12/14	N/A	N/A	N/A	N/A	12	8.4	SW	Brown, fine to coarse SAND with silt, trace fine to coarse gravel. Wet.
14	16	**LE-SB13-14/16**	N/A	N/A	N/A	N/A	12	1.3	SW	Brown, fine to coarse SAND with silt, trace fine to coarse gravel. Wet.
16	18	LE-SB1-16/18	N/A	N/A	N/A	N/A	12	1.1	SW	Brown, fine to coarse SAND with silt, trace fine to coarse gravel. Wet.
18	20	LE-SB1-18/20	N/A	N/A	N/A	N/A	12	0.1	SW	Brown, fine to coarse SAND with silt, trace fine to coarse gravel. Wet.

Soil Boring terminated at 20 feet below grade.

Notes:
Bold indicates soil sample was submitted for laboratory analysis.
bgs - Below Ground Surface
ppmv - Parts Per Million by Volume
N/A - Not applicable
H.S.A. - Hollow-Stem Auger
USCS - Unified Soil Classification System
GW Elev - Groundwater Elevation
WL - Water Level
NR - No Recovery
TOVs: total organic vapors as measured using jar headspace with photo-ionization detector using a 10.6 electron volt bulb with an isobutylene response factor of 0.6.

ATTACHMENT D

LABORATORY ANALYTICAL DATA TABLES

Table 1 2022 Soil Sampling Analytical Results Summary

Table 1
2022 Soil Sampling Analytical Results Summary
Former CL&P Area Work Center
1654 King Street
Enfield, Connecticut

Sampling Location	LE-SB1-6/8	LE-SB1-14/16	LE-SB2-8/10	LE-SB2-14/16	LE-SB3-12/14	LE-SB4-4/6	LE-SB4-14/16	LE-SB5-8/10	LE-SB6-8/10	LE-SB7-8/10	LE-SB8-16/18	LE-SB9-10/12	LE-SB10-8/10	LE-SB11-12/14	LE-SB11-8/10	LE-SB13-10/12	B104-14-16	B101-14-16	B107-14-16	B110-14-16	TP104-14-16	B104-5	B104-10	S6-5	TP104-6-8	B-101-9.5	B-107-9.5	Residential Direct Exposure Criteria	I/C Direct Exposure Criteria	Alternative I/C Direct Exposure PAH Criteria	GB Pollutant Mobility Criteria[1]
Depth Interval (feet)	6-8	14-16	8-10	14-16	12-14	4-6[1]	14-16	8-10	8-10	8-10	16-18	10-12	8-10	12-14	8-10	10-12	14-16	14-16	14-16	14-16	14-16	5[1]	10	5[1]	6-8	9.5	9.5				
Sample Date	11/22/2022	11/22/2022	11/22/2022	11/22/2022	11/22/2022	11/22/2022	11/22/2022	11/22/2022	11/22/2022	11/22/2022	11/22/2022	11/22/2022	11/22/2022	11/22/2022	11/22/2022	11/22/2022	11/22/2022	11/22/2022	11/22/2022	11/22/2022	11/22/2022	11/22/2022	11/22/2022	11/22/2022	11/22/2022	11/22/2022	11/22/2022				
Petroleum Hydrocarbon Analysis by MASS EPH (mg/kg)																															
C9-C18 Aliphatics	BRL<33.5	BRL<17.1	BRL<36.8	BRL<31.9	BRL<17.4	BRL<33.4	BRL<16.8	BRL<17.3	BRL<16.5	BRL<16.8	98.3	BRL<16.5	BRL<16.9	BRL<16.6	BRL<17	BRL<16.9	BRL<16.4	BRL<17.4	BRL<18.3	BRL<17.7	BRL<17.4	NA	NA	NA	NA	NA	NA	500	1,000	-	140
C19-C36 Aliphatics	152	BRL<17.1	88.3	61.7	BRL<17.4	BRL<33.4	BRL<16.8	BRL<17.3	BRL<16.5	BRL<16.8	246	BRL<16.5	BRL<16.9	BRL<16.6	BRL<17	BRL<16.9	BRL<16.4	BRL<17.4	BRL<18.3	BRL<17.7	BRL<17.4	NA	NA	NA	NA	NA	NA	1,000	2,500	-	200
C11-C22 Aromatics	344	BRL<17.1	87.9	213	BRL<17.4	*46.2*	BRL<16.8	BRL<17.3	20.4	BRL<16.8	123	BRL<16.5	BRL<16.9	BRL<16.6	BRL<17	BRL<16.9	BRL<16.4	BRL<17.4	BRL<18.3	BRL<17.7	BRL<17.4	NA	NA	NA	NA	NA	NA	500	1,000	-	30
PAHs by 8270C (mg/kg)																															
Acenaphthene	BRL<0.89	BRL<0.46	BRL<0.98	BRL<0.85	BRL<0.46	BRL<0.89	BRL<0.45	BRL<0.46	BRL<0.44	BRL<0.45	BRL<0.43	BRL<0.44	BRL<0.45	BRL<0.44	BRL<0.45	BRL<0.45	BRL<0.44	BRL<0.46	BRL<0.49	BRL<0.47	BRL<0.46	NA	NA	NA	NA	NA	NA	1,000	2,500	-	84
Acenaphthylene	4.28	BRL<0.23	1.17	0.95	BRL<0.23	0.46	BRL<0.22	BRL<0.23	0.24	BRL<0.22	BRL<0.22	BRL<0.22	BRL<0.23	BRL<0.22	BRL<0.23	BRL<0.23	BRL<0.22	BRL<0.23	BRL<0.24	BRL<0.24	BRL<0.23	NA	NA	NA	NA	NA	NA	1,000	2,500	2,500	84
Anthracene	7.58	BRL<0.46	1.26	1.48	BRL<0.46	BRL<0.89	BRL<0.45	BRL<0.46	BRL<0.44	BRL<0.45	BRL<0.43	BRL<0.44	BRL<0.45	BRL<0.44	BRL<0.45	BRL<0.45	BRL<0.44	BRL<0.46	BRL<0.49	BRL<0.47	BRL<0.46	NA	NA	NA	NA	NA	NA	1,000	2,500	2,500	400
Benzo(a)anthracene	**10.8**	BRL<0.46	BRL<0.98	**5.5**	BRL<0.46	***1.63***	BRL<0.45	BRL<0.46	BRL<0.44	BRL<0.45	BRL<0.43	BRL<0.44	BRL<0.45	BRL<0.44	BRL<0.45	BRL<0.45	BRL<0.44	BRL<0.46	BRL<0.49	BRL<0.47	BRL<0.46	NA	NA	NA	NA	NA	NA	1	7.8	57	1
Benzo(a)pyrene	**12.4**	BRL<0.46	**1.55**	**5.06**	BRL<0.46	***1.5***	BRL<0.45	BRL<0.46	0.47	BRL<0.45	BRL<0.43	BRL<0.44	BRL<0.45	BRL<0.44	BRL<0.45	BRL<0.45	BRL<0.44	BRL<0.46	BRL<0.49	BRL<0.47	BRL<0.46	NA	NA	NA	NA	NA	NA	1	1	5.7	1
Benzo(b)fluoranthene	**11.1**	BRL<0.46	**1.18**	**3.93**	BRL<0.46	***1.35***	BRL<0.45	BRL<0.46	BRL<0.44	BRL<0.45	BRL<0.43	BRL<0.44	BRL<0.45	BRL<0.44	BRL<0.45	BRL<0.45	BRL<0.44	BRL<0.46	BRL<0.49	BRL<0.47	BRL<0.46	NA	NA	NA	NA	NA	NA	1	7.8	57	1
Benzo(g,h,i)perylene	6.62	BRL<0.46	1.27	2.33	BRL<0.46	BRL<0.89	BRL<0.45	BRL<0.46	BRL<0.44	BRL<0.45	BRL<0.43	BRL<0.44	BRL<0.45	BRL<0.44	BRL<0.45	BRL<0.45	BRL<0.44	BRL<0.46	BRL<0.49	BRL<0.47	BRL<0.46	NA	NA	NA	NA	NA	NA	8	78	-	1
Benzo(k)fluoranthene	5.41	BRL<0.46	BRL<0.98	3.45	BRL<0.46	*1.08*	BRL<0.45	BRL<0.46	BRL<0.44	BRL<0.45	BRL<0.43	BRL<0.44	BRL<0.45	BRL<0.44	BRL<0.45	BRL<0.45	BRL<0.44	BRL<0.46	BRL<0.49	BRL<0.47	BRL<0.46	NA	NA	NA	NA	NA	NA	8.4	78	57	1
Chrysene	10.5	BRL<0.46	1.1	5.2	BRL<0.46	*1.68*	BRL<0.45	BRL<0.46	0.48	BRL<0.45	BRL<0.43	BRL<0.44	BRL<0.45	BRL<0.44	BRL<0.45	BRL<0.45	BRL<0.44	BRL<0.46	BRL<0.49	BRL<0.47	BRL<0.46	NA	NA	NA	NA	NA	NA	84	780	-	1
Dibenz(a,h)anthracene	**2.43**	BRL<0.23	BRL<0.49	0.78	BRL<0.23	BRL<0.44	BRL<0.22	BRL<0.23	BRL<0.22	BRL<0.22	BRL<0.22	BRL<0.22	BRL<0.23	BRL<0.22	BRL<0.23	BRL<0.23	BRL<0.22	BRL<0.23	BRL<0.24	BRL<0.24	BRL<0.23	NA	NA	NA	NA	NA	NA	1	1	57	1
Fluoranthene	23	BRL<0.46	1.13	10.2	BRL<0.46	2.8	BRL<0.45	BRL<0.46	0.85	1.01	0.57	BRL<0.44	BRL<0.45	BRL<0.44	BRL<0.45	BRL<0.45	BRL<0.44	BRL<0.46	BRL<0.49	BRL<0.47	BRL<0.46	NA	NA	NA	NA	NA	NA	1,000	2,500	2,500	56
Fluorene	1.7	BRL<0.46	BRL<0.98	0.94	BRL<0.46	BRL<0.89	BRL<0.45	BRL<0.46	BRL<0.44	0.49	BRL<0.43	BRL<0.44	BRL<0.45	BRL<0.44	BRL<0.45	BRL<0.45	BRL<0.44	BRL<0.46	BRL<0.49	BRL<0.47	BRL<0.46	NA	NA	NA	NA	NA	NA	1,000	2,500	2,500	56
Indeno(1,2,3-cd)pyrene	**6.79**	BRL<0.46	**1.01**	**2.51**	BRL<0.46	BRL<0.89	BRL<0.45	BRL<0.46	BRL<0.44	BRL<0.45	BRL<0.43	BRL<0.44	BRL<0.45	BRL<0.44	BRL<0.45	BRL<0.45	BRL<0.44	BRL<0.46	BRL<0.49	BRL<0.47	BRL<0.46	NA	NA	NA	NA	NA	NA	1	7.8	-	1
2-Methylnaphthalene	BRL<0.45	BRL<0.23	BRL<0.49	BRL<0.42	BRL<0.23	BRL<0.44	BRL<0.22	BRL<0.23	BRL<0.22	0.42	BRL<0.22	BRL<0.22	BRL<0.23	BRL<0.22	BRL<0.23	BRL<0.23	BRL<0.22	BRL<0.23	BRL<0.24	BRL<0.24	BRL<0.23	NA	NA	NA	NA	NA	NA	270	1,000	-	5.6
Naphthalene	BRL<0.89	BRL<0.46	BRL<0.98	BRL<0.85	BRL<0.46	BRL<0.89	BRL<0.45	BRL<0.46	BRL<0.44	0.65	0.5	BRL<0.44	BRL<0.45	BRL<0.44	BRL<0.45	BRL<0.45	BRL<0.44	BRL<0.46	BRL<0.49	BRL<0.47	BRL<0.46	NA	NA	NA	NA	NA	NA	1,000	2,500	2,500	56
Phenanthrene	13.9	BRL<0.46	BRL<0.98	7.7	BRL<0.46	0.91	BRL<0.45	BRL<0.46	0.65	1.58	0.44	BRL<0.44	BRL<0.45	BRL<0.44	BRL<0.45	BRL<0.45	BRL<0.44	BRL<0.46	BRL<0.49	BRL<0.47	BRL<0.46	NA	NA	NA	NA	NA	NA	1,000	2,500	2,500	40
Pyrene	23.2	BRL<0.46	1.62	12.3	BRL<0.46	3.1	BRL<0.45	BRL<0.46	0.97	0.92	0.67	BRL<0.44	BRL<0.45	BRL<0.44	BRL<0.45	BRL<0.45	BRL<0.44	BRL<0.46	BRL<0.49	BRL<0.47	BRL<0.46	NA	NA	NA	NA	NA	NA	1,000	2,500	2,500	40
SPLP PAHs (mg/l)																															
Acenaphthene	0.00141	NA	0.00043	0.00324	NA	BRL<0.0002	NA	NA	NA	NA	NA	NA	NA	NA	NA	NA	NA	NA	NA	NA	NA	0.00308	BRL<0.0002	0.00059	BRL<0.0002	0.00371	BRL<0.0002	-	-	-	4.2
Acenaphthylene	0.00212	NA	0.00169	0.00494	NA	0.00079	NA	NA	NA	NA	NA	NA	NA	NA	NA	NA	NA	NA	NA	NA	NA	0.00767	BRL<0.0002	0.00134	BRL<0.0002	0.00855	BRL<0.0002	-	-	-	4.2
Anthracene	0.0019	NA	0.00037	0.00302	NA	0.00043	NA	NA	NA	NA	NA	NA	NA	NA	NA	NA	NA	NA	NA	NA	NA	0.00793	BRL<0.0002	0.00382	BRL<0.0002	0.00388	BRL<0.0002	-	-	-	20
Benzo(a)anthracene	0.0006	NA	0.00006	0.00032	NA	*0.00065*	NA	NA	NA	NA	NA	NA	NA	NA	NA	NA	NA	NA	NA	NA	NA	*0.00197*	BRL<0.00005	*0.00098*	BRL<0.00005	0.00047	BRL<0.00005	-	-	-	0.0006
Benzo(a)pyrene	0.0008	NA	0.00005	0.00007	NA	0.00064	NA	NA	NA	NA	NA	NA	NA	NA	NA	NA	NA	NA	NA	NA	NA	0.0016	BRL<0.00005	0.00036	BRL<0.00005	0.00021	BRL<0.00005	-	-	-	0.002
Benzo(b)fluoranthene	0.00058	NA	BRL<0.00005	BRL<0.00005	NA	0.00042	NA	NA	NA	NA	NA	NA	NA	NA	NA	NA	NA	NA	NA	NA	NA	*0.00128*	BRL<0.00005	0.0003	BRL<0.00005	0.00018	BRL<0.00005	-	-	-	0.0008
Benzo(g,h,i)perylene	0.00068	NA	BRL<0.0002	BRL<0.0002	NA	0.00054	NA	NA	NA	NA	NA	NA	NA	NA	NA	NA	NA	NA	NA	NA	NA	0.00109	BRL<0.0002	0.00026	BRL<0.0002	BRL<0.0002	BRL<0.0002	-	-	-	0.0048
Benzo(k)fluoranthene	0.00044	NA	BRL<0.00005	0.00005	NA	0.00047	NA	NA	NA	NA	NA	NA	NA	NA	NA	NA	NA	NA	NA	NA	NA	0.00115	BRL<0.00005	0.0003	BRL<0.00005	0.00018	BRL<0.00005	-	-	-	0.005
Chrysene	0.00058	NA	0.00007	0.00032	NA	0.00071	NA	NA	NA	NA	NA	NA	NA	NA	NA	NA	NA	NA	NA	NA	NA	0.00185	BRL<0.00005	0.0009	BRL<0.00005	0.00051	BRL<0.00005	-	-	-	0.0048
Dibenz(a,h)anthracene	0.00029	NA	BRL<0.00005	BRL<0.00005	NA	0.00022	NA	NA	NA	NA	NA	NA	NA	NA	NA	NA	NA	NA	NA	NA	NA	0.00049	BRL<0.00005	0.00012	BRL<0.00005	0.00007	BRL<0.00005	-	-	-	0.001
Fluoranthene	0.00467	NA	0.00032	0.00511	NA	0.00268	NA	NA	NA	NA	NA	NA	NA	NA	NA	NA	NA	NA	NA	NA	NA	0.0158	0.00027	0.012	BRL<0.0002	0.00827	BRL<0.0002	-	-	-	2.8
Fluorene	0.001	NA	0.00242	0.00807	NA	0.00058	NA	NA	NA	NA	NA	NA	NA	NA	NA	NA	NA	NA	NA	NA	NA	0.0171	0.00026	0.00421	BRL<0.0002	0.00618	BRL<0.0002	-	-	-	2.8
Indeno(1,2,3-cd)pyrene	0.00036	NA	0.00086	0.00284	NA	0.00041	NA	NA	NA	NA	NA	NA	NA	NA	NA	NA	NA	NA	NA	NA	NA	0.00091	BRL<0.00005	0.00022	BRL<0.00005	0.00011	BRL<0.00005	-	-	-	0.37
2-Methylnaphthalene	0.00057	NA	0.00005	BRL<0.00005	NA	0.00041	NA	NA	NA	NA	NA	NA	NA	NA	NA	NA	NA	NA	NA	NA	NA	0.00303	BRL<0.0002	0.00038	BRL<0.0002	0.00061	BRL<0.0002	-	-	-	0.28
Naphthalene	0.002	NA	0.00146	0.00096	NA	0.00035	NA	NA	NA	NA	NA	NA	NA	NA	NA	NA	NA	NA	NA	NA	NA	0.00421	BRL<0.0002	0.00053	BRL<0.0002	0.00047	BRL<0.0002	-	-	-	2.8
Phenanthrene	0.00055	NA	0.00223	0.0238	NA	0.00484	NA	NA	NA	NA	NA	NA	NA	NA	NA	NA	NA	NA	NA	NA	NA	0.00552	0.00019	0.0262	0.00009	0.0249	0.00049	-	-	-	2
Pyrene	0.00379	NA	0.00027	0.00471	NA	0.00246	NA	NA	NA	NA	NA	NA	NA	NA	NA	NA	NA	NA	NA	NA	NA	0.0113	0.00021	0.0101	BRL<0.0002	0.0052	0.00022	-	-	-	2

Notes:
1. GB Pollutant Mobility Criteria is only applicable for soil samples collected in the unsaturated zone (depth to groundwater is assumed to be approximately six feet below grade).
VOCs - Volatile Organic Compounds.
PCBs - Polychlorinated Biphenyls.
SVOCs - Semi-Volatile Organic Compounds.
PAHs - Polynuclear Aromatic Hydrocarbons.
ETPH - Extractable Petroleum Hydrocarbons.
I/C - Industrial/Commercial.
ND - Indicated analyte was not detected above the laboratory analytical reporting limit.
NA - Not Analyzed.
SPLP - Synthetic Leaching Precipitate Procedure.
mg/kg - milligrams per kilogram, dry weight.
mg/l - milligrams per liter.
SPLP analysis results compared to 10-Times Groundwater Protection Criteria.
Highlight indicates numerical criteria is set forth in the CTDEEP Technical Support Document: *Recommended Criteria Values for Common Additional Polluting Substances and Alternative Criteria Requests* dated September 2018.
Bold indicates concentration exceeds the Residential Direct Exposure Criteria for Soil, Appendix A to Connecticut Remediation Standards (March 9, 2021) or Alternative Polluting Substances Criteria.
Underline indicates concentration exceeds the Industrial/Commercial Direct Exposure Criteria for Soil, Appendix A to Connecticut Remediation Standards (March 9, 2021) or Alternative Polluting Substances Criteria.
Italics indicates concentration exceeds the GB Area Pollutant Mobility Criteria for Soil, Appendix B to Connecticut Remediation Standards (March 9, 2021) or Alternative Polluting Substances Criteria.

ATTACHMENT E

GROUNDWATER ANALYTICAL RESULTS

MW-1
Groundwater Analytical Results
Former CL&P Area Work Center
1654 King Street
Enfield, Connecticut

Well ID	MW-1																					Connecticut Remediation Standards		
Year	2003	2004		2005		2006		2007			2008			2009				2010				2011	Surface Water Protection Criteria	Residential Volatilization Criteria	Industrial/ Commercial Volatilization Criteria
Month	October	April	October	April	October	April	October	April	July	October	April	July	October	January	April	July	October	January	April	July	October	January			
VOCs via EPA 8260 (ug/l)																									
Benzene	<0.5	<0.5	<0.6	<0.5	<1.0	<1.0	<1.0	<1.0	<1.0	<1.0	<1.0	<0.5	<0.5	<0.5	<0.5	<0.50	<0.50	<0.50	<0.50	<0.50	<0.50	<0.50	710	215	530
Bromodichloromethane	<0.5	<0.5	<0.4	<0.5	<2.0	<1.0	<1.0	<1.0	<1.0	<1.0	<1.0	<0.5	<0.5	<0.5	<0.5	<0.50	<0.50	<5.0	<0.50	<0.50	<0.50	<0.50	NE	NE	NE
Bromomethane	<1.0	<1.0	<1.2	<1.0	<2.0	<5.0	<2.0	<2.0	<2.0	<2.0	<5.0	<1.0	<2.0	<1.0	<6.0	<5.0	<5.0	<0.50	<0.50	<1.0	<0.50	<0.50	NE	NE	NE
2-Butanone (MEK)	<5.0	<5.0	<10	<5.0	<20.0	<20.0	<20.0	<20.0	<20.0	<20.0	<20.0	<2.0	<2.0	<2.0	<2.0	<2.0	<2.0	<2.0	<2.0	<2.0	<2.0	<5.0	NE	50,000	50,000
n-Butylbenzene	<0.5	<0.5	<0.7	<0.5	<2.0	<1.0	<1.0	<1.0	<1.0	<1.0	<1.0	<1.0	<0.5	<0.5	<0.5	<0.5	<1.0	<1.0	<1.0	<1.0	<1.0	<1.0	NE	NE	NE
sec-Butylbenzene	<0.5	<0.5	<0.6	<0.5	<1.0	<1.0	<1.0	<1.0	<1.0	<1.0	<1.0	<0.5	<0.5	<0.5	<0.5	<1.0	<1.0	<1.0	<1.0	<1.0	<1.0	<1.0	NE	NE	NE
tert-Butylbenzene	<0.5	<0.5	<0.8	<0.5	<2.0	<1.0	<1.0	<1.0	<1.0	<1.0	<1.0	<0.5	<0.5	<0.5	<0.5	<1.0	<1.0	<1.0	<1.0	<1.0	<1.0	<1.0	NE	NE	NE
Carbon Disulfide	NA	NA	NA	NA	NA	NA	NA	NA	NA	NA	NA	NA	<0.5	<0.5	<0.5	<6.0	<0.50	<0.50	<2.0	4.6	<5.0	<10.0	NE	NE	NE
Chlorobenzene	<0.5	<0.5	<0.6	<0.5	<1.0	<1.0	<1.0	<1.0	<1.0	<1.0	<1.0	<0.5	<0.5	<0.5	<0.5	<0.50	<0.50	<0.50	<0.50	<0.50	<0.50	<0.50	420,000	1,800	23,000
Chloroform	<0.5	<0.5	<0.8	<0.5	<2.0	<2.0	<2.0	<2.0	<2.0	<2.0	<2.0	<0.5	<0.5	<0.5	<0.5	<0.50	<0.50	<0.50	<0.50	<0.50	<0.50	<0.50	14,100	26	62
2-Chlorotoluene	<0.5	<0.5	<0.6	<0.5	<1.0	<1.0	<1.0	<1.0	<1.0	<1.0	<1.0	<0.5	<0.5	<0.5	<0.5	<0.50	<0.50	<0.50	<0.50	<0.50	<0.50	<0.50	NE	NE	NE
4-Chlorotoluene	<0.5	<0.5	<0.6	<0.5	<2.0	<1.0	<1.0	<1.0	<1.0	<1.0	<1.0	<0.5	<0.5	<0.5	<0.5	<0.50	<0.50	<0.50	<0.50	<0.50	<0.50	<1.0	NE	NE	NE
1,2-Dichlorobenzene	<0.5	<0.5	<0.8	<0.5	<1.0	<1.0	<1.0	<1.0	<1.0	<1.0	<1.0	<0.5	<0.5	<0.5	<0.5	<0.50	<0.50	<0.50	<0.50	<0.50	<0.50	<0.50	170,000	5,100	50,000
1,4-Dichlorobenzene	<0.5	<0.5	<0.8	<0.5	<1.0	<1.0	<1.0	<1.0	<1.0	<1.0	<1.0	<0.5	<0.5	<0.5	<0.5	<0.50	<0.50	<0.50	<0.50	<0.50	<0.50	<0.50	26,000	1,400	3,400
Dichlorodifluoromethane	<0.5	<0.5	<1.0	<0.5	<2.0	<2.0	<2.0	<2.0	<2.0	<2.0	<2.0	<0.5	<0.5	<0.5	<0.5	<0.50	<0.50	<0.50	<0.50	<0.50	<0.50	<0.50	NE	NE	NE
1,1-Dichloroethane	<0.5	<0.5	<0.7	<0.5	<1.0	<1.0	<1.0	<1.0	<1.0	<1.0	<1.0	<0.5	<0.5	<0.5	<0.5	<0.50	<0.50	<0.50	<0.50	<0.50	<0.50	<0.50	NE	3,000	41,000
1,2-Dichloroethane	<0.5	<0.5	<0.9	<0.5	<1.0	<1.0	<1.0	<1.0	<1.0	<1.0	<1.0	<0.5	<0.5	<0.5	<0.5	<0.50	<0.50	<0.50	<0.50	<0.50	<0.50	<0.50	2,970	6.5	68
1,1-Dichloroethene	<0.5	<0.5	<0.6	<1.0	<1.0	<1.0	<1.0	<1.0	<1.0	<1.0	<1.0	<0.5	<0.5	<0.5	<0.5	<0.50	<0.50	<0.50	<0.50	<0.50	<0.50	<0.50	96	190	920
1,2-Dichloropropane	<0.5	<0.5	<0.6	<0.5	<1.0	<1.0	<1.0	<1.0	<1.0	<1.0	<1.0	<0.5	<0.5	<0.5	<0.5	<0.50	<0.50	<0.50	<0.50	<0.50	<0.50	<0.50	NE	7.4	58
Ethylbenzene	<0.5	<0.5	<0.6	0.7	2.4	<1.0	2.7	<1.0	1.9	<1.0	<1.0	<0.5	<0.5	<0.5	<0.5	0.61	0.72	<0.50	<0.50	<0.50	<0.50	<0.50	580,000	50,000	50,000
Isopropylbenzene	<0.5	<0.5	<0.4	<0.5	<2.0	<1.0	<1.0	<1.0	<1.0	<1.0	<1.0	<0.5	<0.5	<0.5	<0.5	<0.50	<0.50	<0.50	<0.50	<0.50	<0.50	<1.0	NE	NE	NE
p-Isopropyltoluene	<0.5	<0.5	<0.7	<0.5	<2.0	<1.0	<1.0	<1.0	<1.0	<1.0	<1.0	<0.5	<0.5	<0.5	<0.5	<0.50	<0.50	<0.50	<0.50	<0.50	<0.50	<0.50	NE	NE	NE
Methyl tert-butyl ether (MTBE)	<0.5	<0.5	<0.8	<0.5	<1.0	<1.0	<1.0	<1.0.	<1.0	<1.0	<1.0	<0.5	<0.5	<0.5	<0.5	<0.50	<0.50	<0.50	<0.50	<0.50	<0.50	<0.50	NE	50,000	50,000
Naphthalene	<0.5	<0.5	<1.0	<0.5	<3.0	<6.0	<2.0	4.0	<2.0	<2.0	3.7	<5.0	1.4	2.2	<2.0	3.5	<2.0	9.4	<2.0	<2.0	<2.0	<2.0	NE	NE	NE
n-Propylbenzene	<0.5	<0.5	<0.8	<0.5	<2.0	<1.0	<1.0	<1.0	<1.0	<1.0	<1.0	<0.5	<0.5	<0.5	<0.5	<1.0	<1.0	<1.0	<1.0	<1.0	<1.0	<1.0	NE	NE	NE
Tetrachloroethene	<0.5	<0.5	<0.4	<0.5	<2.5	<1.0	<1.0	<1.0	<1.0	<1.0	<1.0	<0.5	<0.5	<0.5	<0.5	<1.0	<1.0	<1.0	<1.0	<1.0	<1.0	<1.0	88	340	810
Toluene	<0.5	<0.5	<0.7	<0.5	<1.0	<1.0	<1.0	<1.0	<1.0	<1.0	<1.0	<0.5	<0.5	<0.5	<0.5	<1.0	<1.0	<1.0	<1.0	<1.0	<1.0	<1.0	4,000,000	23,500	50,000
1,2,4-Trichlorobenzene	<0.5	<0.5	<0.7	<0.5	<3.0	<5.0	<1.0	<1.0	<1.0	<1.0	<1.0	<0.5	<0.5	<0.5	<2.0	<0.50	<0.50	<0.50	<0.50	<0.50	<0.50	<0.50	NE	NE	NE
1,1,1-Trichloroethane	<0.5	<0.5	<0.9	<0.5	<1.0	<1.0	<1.0	<1.0	<1.0	<1.0	<1.0	<0.5	<0.5	<0.5	<0.5	<0.50	<0.50	<0.50	<0.50	<0.50	<0.50	<1.0	62,000	650	16,000
1,1,2-Trichloroethane	<0.5	<0.5	<0.7	<0.5	<1.0	<1.0	<1.0	<1.0	<1.0	<1.0	<1.0	<0.5	<0.5	<0.5	<0.5	<0.50	<0.50	<0.50	<0.50	<0.50	<0.50	<0.50	1,260	220	2,900
Trichloroethene	<0.5	<0.5	<1.0	<0.5	<1.0	<1.0	<1.0	<1.0	<1.0	<1.0	<1.0	<0.5	<0.5	<0.5	<0.5	<1.0	<1.0	<1.0	<1.0	<1.0	<1.0	<1.0	2,340	27	67
1,2,4-Trimethylbenzene	<0.5	<0.5	<0.7	2.0	<2.0	1.0	1.6	<1.0	1.8	<1.0	<1.0	<0.5	<0.5	<0.5	<0.5	0.74	<0.50	<0.50	<0.50	<0.50	<0.50	<0.50	NE	NE	NE
1,3,5-Trimethylbenzene	<0.5	<0.5	<1.0	1.5	<2.0	<1.0	<1.0	<1.0	<1.0	<1.0	<1.0	<0.5	<0.5	<0.5	<0.5	<0.50	<0.50	<0.50	<0.50	<0.50	<0.50	<2.0	NE	NE	NE
Xylenes, total	<1.0	1.1	<1.3	2.4	4.1	3.0	6.7	<2.0	5.1	<2.0	<2.0	<1.0	<1.0	<1.0	<1.0	<2.0	<2.0	<2.0	<2.0	<2.0	<2.0	<2.0	NE	21,300	50,000

Notes:
NA - Not analyzed for this analyte.
NE - Not Established.
ND - Not Detected.
BRL - Below Laboratory Reporting Limit.
ug/l - micrograms per liter.
mg/l - milligrams per liter.
VOCs - Volatile Organic Compounds.
SVOCs - Semi Volatile Organic Compounds.
EPA - Environmental Protection Agency.
Bold indicates concentration exceeds the Surface Water Protection Criteria, Appendix D to Connecticut Remediation Standards (March 9, 2021).
Underline indicates concentration exceeds the Residential Volatilization Criteria for Substances in Groundwater, Appendix E to Connecticut Remediation Standards (March 9, 2021).
Italics indicates concentration exceeds the Industrial/ Commercial Volatilization Criteria for Soil Vapor, Appendix E to Connecticut Remediation Standards (March 9, 2021).
[D] Dissolved metals concentration
Shading indicates four consecutive quarters of laboratory analytical results below the Remediation Standards indicated on this Table.

MW-2
Groundwater Analytical Results
Former CL&P Area Work Center
1654 King Street
Enfield, Connecticut

Well ID	MW-2																					Connecticut Remediation Standards		
Year	2003	2004		2005		2006		2007			2008			2009				2010				2011	Surface Water Protection Criteria	Residential Volatilization Criteria	Industrial/ Commercial Volatilization Criteria
Month	October	April	October	April	October	April	October	April	July	October	April	July	October	January	April	July	October	January	April	July	October	January			
VOCs via EPA 8260 (ug/l)																									
Acetone	NA	NA	NA	NA	NA	NA	NA	ND[d]	ND	ND	ND	ND	5.6	<7.0	<5.0	<5.0	<5.0	<50	38	<10	21	<10	NE	50,000	530
Benzene	<0.5	<0.5	<0.6	<0.5	<1.0	<1.0	<1.0	<1.0	<1.0	3.0	<1.0	<0.5	0.6	<0.5	<0.5	<0.50	<0.50	<0.50	<0.50	<0.50	<0.50	<0.50	710	215	NE
Bromodichloromethane	<0.5	<0.5	<0.4	<0.5	<2.0	<1.0	<1.0	<1.0	<1.0	<1.0	<1.0	<0.5	<0.5	<0.5	<0.5	<0.50	<0.50	<5.0	<0.50	<0.50	<0.50	<0.50	NE	NE	NE
Bromomethane	<1.0	<1.0	<1.2	<1.0	<2.0	<5.0	<2.0	<2.0	<2.0	<2.0	<5.0	<1.0	<2.0	<1.0	<6.0	<5.0	<5.0	<0.50	<0.50	<1.0	<0.50	<0.50	NE	NE	50,000
2-Butanone (MEK)	<5.0	<5.0	<10.0	<5.0	<20.0	<20.0	<20.0	<20.0	<20.0	<20.0	<20.0	<2.0	<2.0	<2.0	<2.0	<2.0	<2.0	<2.0	5.4	<2.0	<2.0	<5.0	NE	50,000	NE
n-Butylbenzene	<0.5	<0.5	<0.7	<0.5	<2.0	<1.0	<1.0	<1.0	<1.0	<1.0	<1.0	<1.0	<0.5	<0.5	<0.5	<1.0	<1.0	<1.0	<1.0	<1.0	<1.0	<1.0	NE	NE	NE
sec-Butylbenzene	<0.5	<0.5	<0.6	<0.5	<1.0	<1.0	<1.0	<1.0	<1.0	2.1	<1.0	<0.5	<0.5	<0.5	<0.5	<1.0	<1.0	<1.0	<1.0	<1.0	<1.0	<1.0	NE	NE	NE
tert-Butylbenzene	<0.5	<0.5	<0.8	<0.5	<2.0	<1.0	<1.0	<1.0	<1.0	1.1	<1.0	<0.5	<0.5	<0.5	<0.5	<1.0	<1.0	<1.0	<1.0	<1.0	<1.0	<1.0	NE	NE	NE
Chlorobenzene	<0.5	<0.5	<0.6	<0.5	<1.0	<1.0	<1.0	<1.0	<1.0	<1.0	<1.0	<0.5	<0.5	<0.5	<0.5	<0.50	<0.50	<0.50	<0.50	<0.50	<0.50	<0.50	420,000	1,800	23,000
Chloroform	<0.5	<0.5	<0.8	<0.5	<2.0	<2.0	<2.0	<2.0	<2.0	<2.0	<2.0	<0.5	<0.5	<0.5	<0.5	<0.50	<0.50	<0.50	<0.50	<0.50	<0.50	<0.50	14,100	26	62
2-Chlorotoluene	<0.5	<0.5	<0.6	<0.5	<1.0	<1.0	<1.0	<1.0	<1.0	<1.0	<1.0	<0.5	<0.5	<0.5	<0.5	<0.50	<0.50	<0.50	<0.50	<0.50	<0.50	<0.50	NE	NE	NE
4-Chlorotoluene	<0.5	<0.5	<0.6	<0.5	<2.0	<1.0	<1.0	<1.0	<1.0	<1.0	<1.0	<0.5	<0.5	<0.5	<0.5	<0.50	<0.50	<0.50	<0.50	<0.50	<0.50	<1.0	NE	NE	NE
1,2-Dichlorobenzene	<0.5	<0.5	<0.8	<0.5	<1.0	<1.0	<1.0	<1.0	<1.0	<1.0	<1.0	<0.5	<0.5	<0.5	<0.5	<0.50	<0.50	<0.50	<0.50	<0.50	<0.50	<0.50	170,000	5,100	50,000
1,4-Dichlorobenzene	<0.5	<0.5	<0.8	<0.5	<1.0	<1.0	<1.0	<1.0	<1.0	<1.0	<1.0	<0.5	<0.5	<0.5	<0.5	<0.50	<0.50	<0.50	<0.50	<0.50	<0.50	<0.50	26,000	1,400	3,400
Dichlorodifluoromethane	<0.5	<0.5	<1.0	<0.5	<2.0	<2.0	<2.0	<2.0	<2.0	<2.0	<2.0	<0.5	<0.5	<0.5	<0.5	<0.50	<0.50	<0.50	<0.50	<0.50	<0.50	<0.50	NE	NE	NE
1,1-Dichloroethane	<0.5	<0.5	<0.7	<0.5	<1.0	<1.0	<1.0	<1.0	<1.0	<1.0	<1.0	<0.5	<0.5	<0.5	<0.5	<0.50	<0.50	<0.50	<0.50	<0.50	<0.50	<0.50	NE	3,000	41,000
1,2-Dichloroethane	<0.5	<0.5	<0.9	<0.5	<1.0	<1.0	<1.0	<1.0	<1.0	<1.0	<1.0	<0.5	<0.5	<0.5	<0.5	<0.50	<0.50	<0.50	<0.50	<0.50	<0.50	<0.50	2,970	6.5	68
1,1-Dichloroethene	<0.5	<0.5	<0.6	<1.0	<1.0	<1.0	<1.0	<1.0	<1.0	<1.0	<1.0	<0.5	<0.5	<0.5	<0.5	<0.50	<0.50	<0.50	<0.50	<0.50	<0.50	<0.50	96	190	920
1,2-Dichloropropane	<0.5	<0.5	<0.6	<0.5	<1.0	<1.0	<1.0	<1.0	<1.0	<1.0	<1.0	<0.5	<0.5	<0.5	<0.5	<0.50	<0.50	<0.50	<0.50	<0.50	<0.50	<0.50	NE	7.4	58
Ethylbenzene	<0.5	<0.5	<0.6	1.6	<2.0	<1.0	<1.0	6.1	1.1	19.8	1.1	<0.5	2.6	<0.5	<0.5	<0.50	1.8	<0.50	<0.50	<0.50	<0.50	<0.50	580,000	50,000	50,000
Isopropylbenzene	<0.5	<0.5	<0.4	<0.5	<2.0	<1.0	<1.0	<1.0	<1.0	11.2	<1.0	1.0	<0.5	<0.5	<0.5	<0.50	<0.50	<0.50	<0.50	<0.50	1.3	<1.0	NE	NE	NE
p-Isopropyltoluene	<0.5	<0.5	<0.7	<0.5	<2.0	<1.0	<1.0	<1.0	<1.0	<1.0	<1.0	<0.5	<0.5	<0.5	<0.5	<0.50	<0.50	<0.50	<0.50	<0.50	<0.50	<0.50	NE	NE	NE
Methyl tert-butyl ether (MTBE)	<0.5	<0.5	<0.8	<0.5	<1.0	<1.0	<1.0	<1.0	<1.0	<1.0	<1.0	<0.5	<0.5	<0.5	<0.5	<0.50	<0.50	<0.50	<0.50	<0.50	<0.50	<0.50	NE	50,000	50,000
Naphthalene	<0.5	<0.5	<1.0	<0.5	<3.0	<6.0	<2.0	12.8	<2.0	23.9	4.8	<5.0	37.2	2.0	<2.0	5.8	28	<2.0	<2.0	<2.0	<2.0	<2.0	NE	NE	NE
n-Propylbenzene	<0.5	<0.5	1.7	<0.5	<2.0	<1.0	<1.0	1.1	<1.0	22.8	<1.0	1.6	<0.5	<0.5	<0.5	<1.0	<1.0	<1.0	<1.0	<1.0	2.1	<1.0	NE	NE	NE
Tetrachloroethene	<0.5	<0.5	<0.4	<0.5	<2.5	<1.0	<1.0	<1.0	<1.0	<1.0	<1.0	<0.5	<0.5	<0.5	<0.5	<1.0	<1.0	<1.0	<1.0	<1.0	<1.0	<1.0	88	340	810
Toluene	<0.5	0.6	<0.7	1.7	<1.0	<1.0	<1.0	7.4	<1.0	14.0	2.4	<0.5	1.4	<0.5	<0.5	<1.0	<1.0	<1.0	<1.0	<1.0	<1.0	<1.0	4,000,000	23,500	50,000
1,2,4-Trichlorobenzene	<0.5	<0.5	<0.7	<0.5	<3.0	<5.0	<1.0	<1.0	<1.0	<1.0	<1.0	<0.5	<0.5	<0.5	<2.0	<0.50	<0.50	<0.50	<0.50	<0.50	<0.50	<0.50	NE	NE	NE
1,1,1-Trichloroethane	<0.5	<0.5	<0.9	<0.5	<1.0	<1.0	<1.0	<1.0	<1.0	<1.0	<1.0	<0.5	<0.5	<0.5	<0.5	<0.50	<0.50	<0.50	<0.50	<0.50	<0.50	<1.0	62,000	650	16,000
1,1,2-Trichloroethane	<0.5	<0.5	<0.7	<0.5	<1.0	<1.0	<1.0	<1.0	<1.0	<1.0	<1.0	<0.5	<0.5	<0.5	<0.5	<0.50	<0.50	<0.50	<0.50	<0.50	<0.50	<0.50	1,260	220	2,900
Trichloroethene	<0.5	<0.5	<1.0	<0.5	<1.0	<1.0	<1.0	<1.0	<1.0	<1.0	<1.0	<0.5	<0.5	<0.5	<0.5	<1.0	<1.0	<1.0	<1.0	<1.0	<1.0	<1.0	2,340	27	67
1,2,4-Trimethylbenzene	<0.5	<0.5	<0.7	2.3	<2.0	<1.0	<1.0	4.2	1.3	8.5	<1.0	0.8	0.6	<0.5	<0.5	0.67	<0.50	<0.50	<0.50	<0.50	<0.50	<0.50	NE	NE	NE
1,3,5-Trimethylbenzene	<0.5	<0.5	<1.0	1.5	<2.0	<1.0	<1.0	<1.0	<1.0	1.6	<1.0	<0.5	<0.5	<0.5	<0.5	<0.50	<0.50	<0.50	<0.50	<0.50	<0.50	<0.50	NE	NE	NE
Xylenes, total	<1.0	1.8	<1.3	5.7	<4.0	<2.0	<2.0	18.3	2.6	47.8	2.0	<1.0.	4.4	<1.0	<1.0	<2.0	1.2	<2.0	<2.0	<2.0	<2.0	<2.0	NE	21,300	50,000
SVOCs via EPA 8270 (ug/l)																									
Benzo(a)anthracene	NA	NA	NA	NA	NA	NA	NA	NA	NA	NA	0.14	<0.05	0.16	<0.050	<0.050	<0.050	<0.050	<0.050	<0.050	<0.050	<0.050	<0.050	0.3	NE	NE
Benzo(a)pyrene	NA	NA	NA	NA	NA	NA	NA	NA	NA	NA	0.11	<0.1	<0.1	<0.100	<0.100	<0.10	<0.10	<0.10	<0.10	<0.10	<0.10	<0.10	0.3	NE	NE
Benzo(b)fluoranthene	NA	NA	NA	NA	NA	NA	NA	NA	NA	NA	0.15	<0.05	0.15	<0.050	<0.050	<0.050	<0.050	<0.050	<0.050	<0.050	<0.050	<0.050	0.3	NE	NE
2-Methylnaphthalene	NA	NA	NA	NA	NA	NA	NA	NA	NA	NA	ND	ND	1.23	<1.00	<1.00	<1.0	<1.0	<1.0	<1.0	<1.0	<1.0	<1.0	NE	NE	NE
Naphthalene	NA	NA	NA	NA	NA	NA	NA	NA	NA	NA	3.14	1.48	19.9	1.0	<1.00	1.6	12	<1.0	<1.0	<1.0	<1.0	<1.0	NE	NE	NE
Phenanthrene	NA	NA	NA	NA	NA	NA	NA	NA	NA	NA	ND	ND	0.1	<0.05	<0.05	<0.050	<0.050	<0.050	<0.050	<0.050	<0.050	<0.050	14	NE	NE

Notes:
NA - Not analyzed for this analyte.
NE - Not Established.
ND - Not Detected.
BRL - Below Laboratory Reporting Limit.
ug/l - micrograms per liter.
mg/l - milligrams per liter.
VOCs - Volatile Organic Compounds.
SVOCs - Semi Volatile Organic Compounds.
EPA - Environmental Protection Agency.
Bold indicates concentration exceeds the Surface Water Protection Criteria, Appendix D to Connecticut Remediation Standards (March 9, 2021).
Underline indicates concentration exceeds the Residential Volatilization Criteria for Substances in Groundwater, Appendix E to Connecticut Remediation Standards (March 9, 2021).
Italics indicates concentration exceeds the Industrial/ Commercial Volatilization Criteria for Soil Vapor, Appendix E to Connecticut Remediation Standards (March 9, 2021).
[D] Dissolved metals concentration
Shading indicates four consecutive quarters of laboratory analytical results below the Remediation Standards indicated on this Table.

MW-3
Groundwater Analytical Results
Former CL&P Area Work Center
1654 King Street
Enfield, Connecticut

Well ID	MW-3																				Connecticut Remediation Standards		
Year	2003	2004		2005		2006		2007			2008			2009			2010				2011	Surface Water Protection Criteria	Residential Volatilization Criteria	Industrial/ Commercial Volatilization Criteria
Month	October	April	October	April	October	April	October	April	July	October	April	July	October	April	July	October	January	April	July	October	January			
VOCs via EPA 8260 (ug/l)																								
Benzene	<0.5	<0.5	<0.6	<0.5	<1.0	<1.0	<1.0	<1.0	<1.0	<1.0	<1.0	<0.5	<0.5	<0.5	<0.50	<0.50	<0.50	<0.50	<0.50	<0.50	<0.50	710	215	530
Bromodichloromethane	<0.5	<0.5	<0.4	<0.5	<2.0	<1.0	<1.0	<1.0	<1.0	<1.0	<1.0	<0.5	<0.5	<0.5	<0.50	<0.50	<5.0	<0.50	<0.50	<0.50	<0.50	NE	NE	NE
Bromomethane	<1.0	<1.0	<1.2	<1.0	<2.0	<5.0	<2.0	<2.0	<2.0	<2.0	<5.0	<1.0	<2.0	<6.0	<5.0	<5.0	<0.50	<0.50	<1.0	<0.50	<0.50	NE	NE	NE
2-Butanone (MEK)	<5.0	<5.0	<10.0	<5.0	<20.0	<20.0	<20.0	<20.0	<20.0	<20.0	<20.0	<2.0	<2.0	<2.0	<2.0	<2.0	<2.0	<2.0	<2.0	<2.0	<5.0	NE	50,000	50,000
n-Butylbenzene	<0.5	<0.5	<0.7	<0.5	<2.0	<1.0	<1.0	<1.0	<1.0	<1.0	<1.0	<1.0	<0.5	<0.5	<1.0	<1.0	<1.0	<1.0	<1.0	<1.0	<1.0	NE	NE	NE
sec-Butylbenzene	<0.5	<0.5	6.0	<0.5	3.3	<1.0	1.1	<1.0	<1.0	1.3	<1.0	<0.5	<0.5	<0.5	<1.0	<1.0	<1.0	<1.0	<1.0	<1.0	<1.0	NE	NE	NE
tert-Butylbenzene	<0.5	<0.5	2.5	<0.5	2.6	<1.0	1.0	<1.0	<1.0	<1.0	<1.0	<0.5	<0.5	<0.5	<1.0	<1.0	<1.0	<1.0	<1.0	<1.0	<1.0	NE	NE	NE
Chlorobenzene	<0.5	<0.5	<0.6	<0.5	<1.0	<1.0	<1.0	<1.0	<1.0	<1.0	<1.0	<0.5	<0.5	<0.5	<0.50	<0.50	<0.50	<0.50	<0.50	<0.50	<0.50	420,000	1,800	23,000
Chloroform	<0.5	<0.5	<0.8	<0.5	<2.0	<2.0	<2.0	<2.0	<2.0	<2.0	<2.0	<0.5	<0.5	<0.5	<0.50	<0.50	<0.50	<0.50	<0.50	<0.50	<0.50	14,100	26	62
2-Chlorotoluene	<0.5	<0.5	<0.6	<0.5	<1.0	<1.0	<1.0	<1.0	<1.0	<1.0	<1.0	<0.5	<0.5	<0.5	<0.50	<0.50	<0.50	<0.50	<0.50	<0.50	<0.50	NE	NE	NE
4-Chlorotoluene	<0.5	<0.5	<0.6	<0.5	<2.0	<1.0	<1.0	<1.0	<1.0	<1.0	<1.0	<0.5	<0.5	<0.5	<0.50	<0.50	<0.50	<0.50	<0.50	<0.50	<1.0	NE	NE	NE
1,2-Dichlorobenzene	<0.5	<0.5	<0.8	<0.5	<1.0	<1.0	<1.0	<1.0	<1.0	<1.0	<1.0	<0.5	<0.5	<0.5	<0.50	<0.50	<0.50	<0.50	<0.50	<0.50	<0.50	170,000	5,100	50,000
1,4-Dichlorobenzene	<0.5	<0.5	<0.8	<0.5	<1.0	<1.0	<1.0	<1.0	<1.0	<1.0	<1.0	<0.5	<0.5	<0.5	<0.50	<0.50	<0.50	<0.50	<0.50	<.050	<0.50	26,000	4,300	50,000
Dichlorodifluoromethane	<0.5	<0.5	<1.0	<0.5	<2.0	<2.0	<2.0	<2.0	<2.0	<2.0	<2.0	<0.5	<0.5	<0.5	<0.50	<0.50	<0.50	<0.50	<0.50	<0.50	<0.50	NE	NE	NE
1,1-Dichloroethane	<0.5	<0.5	<0.7	<0.5	<1.0	<1.0	<1.0	<1.0	<1.0	<1.0	<1.0	<0.5	<0.5	<0.5	<0.50	<0.50	<0.50	<0.50	<0.50	<0.50	<0.50	NE	3,000	41,000
1,2-Dichloroethane	<0.5	<0.5	<0.9	<0.5	<1.0	<1.0	<1.0	<1.0	<1.0	<1.0	<1.0	<0.5	<0.5	<0.5	<0.50	<0.50	<0.50	<0.50	<0.50	<0.50	<0.50	2,970	6.5	68
1,1-Dichloroethene	<0.5	<0.5	<0.6	<1.0	<1.0	<1.0	<1.0	<1.0	<1.0	<1.0	<1.0	<0.5	<0.5	<0.5	<0.50	<0.50	<0.50	<0.50	<0.50	<0.50	<0.50	96	190	920
1,2-Dichloropropane	<0.5	<0.5	<0.6	<0.5	<1.0	<1.0	<1.0	<1.0	<1.0	<1.0	<1.0	<0.5	<0.5	<0.5	<0.50	<0.50	<0.50	<0.50	<0.50	<0.50	<0.50	NE	7.4	58
Ethylbenzene	0.6	<0.5	<0.6	<0.5	<2.0	<1.0	2.0	<1.0	<1.0	<1.0	<1.0	3.2	<0.5	<0.5	<0.50	0.62	<0.50	<0.50	<0.50	<0.50	<0.50	580,000	50,000	50,000
Isopropylbenzene	<0.5	<0.5	<0.4	<0.5	2.1	<1.0	<1.0	<1.0	<1.0	<1.0	<1.0	<0.5	<0.5	<0.5	<0.50	<0.50	<0.50	<0.50	<0.50	5.0	<1.0	NE	NE	NE
p-Isopropyltoluene	<0.5	<0.5	<0.7	<0.5	<2.0	<1.0	<1.0	<1.0	<1.0	<1.0	<1.0	<0.5	<0.5	<0.5	<0.50	<0.50	<0.50	<0.50	<0.50	<0.50	<0.50	NE	NE	NE
Methyl tert-butyl ether (MTBE)	<0.5	<0.5	<0.8	<0.5	<1.0	<1.0	<1.0	<1.0	<1.0	<1.0	<1.0	<0.5	<0.5	<0.5	<0.50	<0.50	<0.50	<0.50	<0.50	<0.50	<0.50	NE	50,000	50,000
Naphthalene	<0.5	<0.5	<1.0	<0.5	<3.0	<6.0	<2.0	5.6	<2.0	<2.0	<2.0	<5.0	2.2	<2.0	3.6	<2.0	10	<2.0	<2.0	4.2	<2.0	NE	NE	NE
n-Propylbenzene	<0.5	<0.5	<0.8	<0.5	<2.0	<1.0	<1.0	<1.0	<1.0	<1.0	<1.0	<0.5	<0.5	<0.5	<1.0	<1.0	<1.0	<1.0	<1.0	<1.0	<1.0	NE	NE	NE
Tetrachloroethene	<0.5	<0.5	<0.4	<0.5	<2.5	<1.0	<1.0	<1.0	<1.0	<1.0	<1.0	<0.5	<0.5	<0.5	<1.0	<1.0	<1.0	<1.0	<1.0	<1.0	<1.0	88	340	810
Toluene	<0.5	<0.5	<0.7	<0.5	<1.0	<1.0	<1.0	<1.0	<1.0	<1.0	<1.0	<0.5	<0.5	<0.5	<1.0	<1.0	<1.0	<1.0	<1.0	<1.0	<1.0	4,000,000	23,500	50,000
1,2,4-Trichlorobenzene	<0.5	<0.5	<0.7	<0.5	<3.0	<5.0	<1.0	<1.0	<1.0	<1.0	<1.0	<0.5	<0.5	<2.0	<0.50	<0.50	<0.50	<0.50	<0.50	<0.50	<0.50	NE	NE	NE
1,1,1-Trichloroethane	<0.5	<0.5	<0.9	<0.5	<1.0	<1.0	<1.0	<1.0	<1.0	<1.0	<1.0	<0.5	<0.5	<0.5	<0.50	<0.50	<0.50	<0.50	<0.50	<0.50	<1.0	62,000	650	16,000
1,1,2-Trichloroethane	<0.5	<0.5	<0.7	<0.5	<1.0	<1.0	<1.0	<1.0	<1.0	<1.0	<1.0	<0.5	<0.5	<0.5	<0.50	<0.50	<0.50	<0.50	<0.50	<0.50	<0.50	1,260	220	2,900
Trichloroethene	<0.5	<0.5	<1.0	<0.5	<1.0	<1.0	<1.0	<1.0	<1.0	<1.0	<1.0	<0.5	<0.5	<0.5	<1.0	<1.0	<1.0	<1.0	<1.0	<1.0	<1.0	2,340	27	67
1,2,4-Trimethylbenzene	<0.5	<0.5	<0.7	1.6	<2.0	<1.0	1.3	<1.0	<1.0	<1.0	<1.0	3.8	<0.5	<0.5	0.67	<0.50	<0.50	<0.50	<0.50	<0.50	<0.50	NE	NE	NE
1,3,5-Trimethylbenzene	<0.5	<0.5	<1.0	<0.5	<2.0	<1.0	<1.0	<1.0	<1.0	<1.0	<1.0	0.7	<0.5	<0.5	<0.50	<0.50	<0.50	<0.50	<0.50	<0.50	<2.0	NE	NE	NE
Xylenes, total	1.4	<1.0	<1.3	<1.0	<4.0	<2.0	4.0	<2.0	<2.0	<2.0	<2.0	8.2	<1.0	<1.0	<2.0	<2.0	<2.0	<2.0	<2.0	<2.0	<2.0	NE	21,300	50,000

Notes:
NA - Not analyzed for this analyte.
NE - Not Established.
ND - Not Detected.
BRL - Below Laboratory Reporting Limit.
ug/l - micrograms per liter.
mg/l - milligrams per liter.
VOCs - Volatile Organic Compounds.
SVOCs - Semi Volatile Organic Compounds.
EPA - Environmental Protection Agency.
Bold indicates concentration exceeds the Surface Water Protection Criteria, Appendix D to Connecticut Remediation Standards (March 9, 2021).
Underline indicates concentration exceeds the Residential Volatilization Criteria for Substances in Groundwater, Appendix E to Connecticut Remediation Standards (March 9, 2021).
Italics indicates concentration exceeds the Industrial/ Commercial Volatilization Criteria for Soil Vapor, Appendix E to Connecticut Remediation Standards (March 9, 2021).
[D] Dissolved metals concentration.
During the April and October 2010 sampling events, Acetone was detected at concentrations of 7.4 and 20 ug/l, respectively.
Shading indicates four consecutive quarters of laboratory analytical results below the Remediation Standards indicated on this Table.

MW-4
Groundwater Analytical Results
Former CL&P Area Work Center
1654 King Street
Enfield, Connecticut

Well ID	MW-4																					Connecticut Remediation Standards		
Year	2003	2004		2005		2006		2007			2008			2009				2010				2011	Surface Water Protection Criteria	Residential Volatilization Criteria	Industrial/ Commercial Volatilization Criteria
Month	October	April	October	April	October	April	October	April	July	October	April	July	October	January	April	July	October	January	April	July	October	January			
VOCs via EPA 8260 (ug/l)																									
Acetone	NA	NA	NA	NA	NA	NA	NA	<50.0	<50.0	92.2	<50.0	<5.0	5.2	<7.0	<5.0	<5.0	<5.0	<50	32	<10	<10	<10	NE	50,000	530
Benzene	<0.5	<0.5	<0.6	<0.5	<1.0	<1.0	<1.0	<1.0	<1.0	<1.0	<1.0	0.5	0.8	<0.5	<0.5	<0.50	<0.50	<0.50	<0.50	<0.50	<0.50	<0.50	710	215	NE
Bromodichloromethane	<0.5	<0.5	<0.4	<0.5	<2.0	<1.0	<1.0	<1.0	<1.0	<1.0	<1.0	<0.5	<0.5	<0.5	<0.5	<0.50	<0.50	<5.0	<0.50	<0.50	<0.50	<0.50	NE	NE	NE
Bromomethane	<1.0	<1.0	<1.2	<1.0	<2.0	<5.0	<2.0	<2.0	<2.0	<2.0	<5.0	<1.0	<2.0	<1.0	<6.0	<5.0	<5.0	<0.50	<0.50	<1.0	<0.50	<0.50	NE	NE	50,000
2-Butanone (MEK)	<5.0	<5.0	<10.0	<5.0	<20.0	<20.0	<20.0	<20.0	<20.0	<20.0	<20.0	<2.0	<2.0	<2.0	<2.0	<2.0	<2.0	<2.0	<2.0	<2.0	<2.0	<5.0	NE	50,000	NE
n-Butylbenzene	<0.5	<0.5	4.5	<0.5	<2.0	<1.0	<1.0	<1.0	<1.0	2.7	<1.0	<1.0	<0.5	<0.5	<0.5	<1.0	<1.0	<1.0	<1.0	<1.0	<1.0	<1.0	NE	NE	NE
sec-Butylbenzene	<0.5	<0.5	<0.6	1.2	2.1	<1.0	<1.0	<1.0	<1.0	4.5	<1.0	0.5	<0.5	0.7	0.5	<1.0	<1.0	<1.0	<1.0	<1.0	<1.0	<1.0	NE	NE	NE
tert-Butylbenzene	<0.5	<0.5	<0.8	<0.5	<2.0	<1.0	<1.0	<1.0	<1.0	1.9	<1.0	<0.5	<0.5	<0.5	<0.5	<1.0	<1.0	<1.0	<1.0	<1.0	<1.0	<1.0	NE	NE	NE
Chlorobenzene	<0.5	<0.5	<0.6	<0.5	<1.0	<1.0	<1.0	<1.0	<1.0	<1.0	<1.0	<0.5	<0.5	<0.5	<0.5	<0.50	<0.50	<0.50	<0.50	<0.50	<0.50	<0.50	420,000	1,800	23,000
Chloroform	<0.5	<0.5	<0.8	<0.5	<2.0	<2.0	<2.0	<2.0	<2.0	<2.0	<2.0	<0.5	<0.5	<0.5	<0.5	<0.50	<0.50	<0.50	<0.50	<0.50	<0.50	<0.50	14,100	26	62
2-Chlorotoluene	<0.5	<0.5	<0.6	<0.5	<1.0	<1.0	<1.0	<1.0	<1.0	<1.0	<1.0	<0.5	<0.5	<0.5	<0.5	<0.50	<0.50	<0.50	<0.50	<0.50	<0.50	<0.50	NE	NE	NE
4-Chlorotoluene	<0.5	<0.5	<0.6	<0.5	<2.0	<1.0	<1.0	<1.0	<1.0	<1.0	<1.0	<0.5	<0.5	<0.5	<0.5	<0.50	<0.50	<0.50	<0.50	<0.50	<0.50	<0.50	NE	NE	NE
1,2-Dichlorobenzene	<0.5	<0.5	<0.8	<0.5	<1.0	<1.0	<1.0	<1.0	<1.0	<1.0	<1.0	<0.5	<0.5	<0.5	<0.5	<0.50	<0.50	<0.50	<0.50	<0.50	<0.50	<0.50	170,000	5,100	50,000
1,4-Dichlorobenzene	<0.5	<0.5	<0.8	<0.5	<1.0	<1.0	<1.0	<1.0	<1.0	<1.0	<1.0	<0.5	<0.5	<0.5	<0.5	<0.50	<0.50	<0.50	<0.50	<0.50	<0.50	<0.50	26,000	1,400	3,400
Dichlorodifluoromethane	<0.5	<0.5	<1.0	<0.5	<2.0	<2.0	<2.0	<2.0	<2.0	<2.0	<2.0	<0.5	<0.5	<0.5	<0.5	<0.50	<0.50	<0.50	<0.50	<0.50	<0.50	<0.50	NE	NE	NE
1,1-Dichloroethane	<0.5	0.9	<0.7	<0.5	1.8	<1.0	<1.0	<1.0	<1.0	<1.0	<1.0	0.8	0.7	<0.5	<0.5	<0.50	<0.50	<0.50	<0.50	<0.50	<0.50	<0.50	NE	3,000	41,000
1,2-Dichloroethane	<0.5	<0.5	<0.9	<0.5	<1.0	<1.0	<1.0	<1.0	<1.0	<1.0	<1.0	<0.5	<0.5	<0.5	<0.5	<0.50	<0.50	<0.50	<0.50	<0.50	<0.50	<0.50	2,970	6.5	68
1,1-Dichloroethene	<0.5	<0.5	<0.6	<1.0	<1.0	<1.0	<1.0	<1.0	<1.0	<1.0	<1.0	<0.5	<0.5	<0.5	<0.5	<0.50	<0.50	<0.50	<0.50	<0.50	<0.50	<0.50	96	190	920
1,2-Dichloropropane	<0.5	<0.5	<0.6	<0.5	<1.0	<1.0	<1.0	<1.0	<1.0	<1.0	<1.0	<0.5	<0.5	<0.5	<0.5	<0.50	<0.50	<0.50	<0.50	<0.50	<0.50	<0.50	NE	7.4	58
Ethylbenzene	<0.5	<0.5	<0.6	<0.5	<2.0	<1.0	<1.0	<1.0	<1.0	10.9	1.3	2.2	2.4	<0.5	<0.5	<0.50	1.6	<0.50	<0.50	<0.50	<0.50	<0.50	580,000	50,000	50,000
Isopropylbenzene	<0.5	<0.5	<0.4	1.4	2.6	<1.0	<1.0	<1.0	<1.0	15.0	<1.0	0.6	<0.5	1.0	0.6	<0.50	<0.50	0.56	<0.50	<0.50	<0.50	<1.0	NE	NE	NE
p-Isopropyltoluene	<0.5	<0.5	<0.7	<0.5	<2.0	<1.0	<1.0	<1.0	<1.0	<1.0	<1.0	<0.5	<0.5	<0.5	<0.5	<0.50	<0.50	<0.50	<0.50	<0.50	<0.50	<0.50	NE	NE	NE
Methyl tert-butyl ether (MTBE)	<0.5	<0.5	<0.8	<0.5	<1.0	<1.0	<1.0	<1.0	<1.0	<1.0	<1.0	<0.5	<0.5	<0.5	<0.5	<0.50	<0.50	<0.50	<0.50	<0.50	<0.50	<0.50	NE	50,000	50,000
Naphthalene	2.9	<0.5	1.4	<0.5	3.1	<6.0	<2.0	6.2	<2.0	16.1	4.6	<5.0	44.2	1.0	<2.0	3.9	18	12	<2.0	<2.0	<2.0	<2.0	NE	NE	NE
n-Propylbenzene	<0.5	<0.5	<0.8	<0.5	3.1	<1.0	<1.0	<1.0	<1.0	26.2	1.2	1.0	<0.5	1.8	1.1	<1.0	<1.0	<1.0	<1.0	<1.0	<1.0	<1.0	NE	NE	NE
Tetrachloroethene	<0.5	<0.5	<0.4	<0.5	<2.5	<1.0	<1.0	<1.0	<1.0	<1.0	<1.0	<0.5	<0.5	<0.5	<0.5	<1.0	<1.0	<1.0	<1.0	<1.0	<1.0	<1.0	88	340	810
Toluene	<0.5	<0.5	<0.7	<0.5	<1.0	<1.0	<1.0	<1.0	<1.0	<1.0	<1.0	<0.5	1.0	<0.5	<0.5	<1.0	<1.0	<1.0	<1.0	<1.0	<1.0	<1.0	4,000,000	23,500	50,000
1,2,4-Trichlorobenzene	<0.5	<0.5	<0.7	<0.5	<3.0	<5.0	<1.0	<1.0	<1.0	<1.0	<1.0	<0.5	<0.5	<0.5	<2.0	<0.50	<0.50	<0.50	<0.50	<0.50	<0.50	<0.50	NE	NE	NE
1,1,1-Trichloroethane	<0.5	<0.5	<0.9	<0.5	<1.0	<1.0	<1.0	<1.0	<1.0	<1.0	<1.0	<0.5	<0.5	<0.5	<0.5	<0.50	<0.50	<0.50	<0.50	<0.50	<0.50	<1.0	62,000	650	16,000
1,1,2-Trichloroethane	<0.5	<0.5	<0.7	<0.5	<1.0	<1.0	<1.0	<1.0	<1.0	<1.0	<1.0	<0.5	<0.5	<0.5	<0.5	<0.50	<0.50	<0.50	<0.50	<0.50	<0.50	<0.50	1,260	220	2,900
Trichloroethene	<0.5	<0.5	<1.0	<0.5	<1.0	<1.0	<1.0	<1.0	<1.0	<1.0	<1.0	<0.5	<0.5	<0.5	<0.5	<1.0	<1.0	<1.0	<1.0	<1.0	<1.0	<1.0	2,340	27	67
1,2,4-Trimethylbenzene	<0.5	<0.5	<0.7	<0.5	<2.0	<1.0	<1.0	<1.0	<1.0	2.5	1.5	2.6	0.6	<0.5	<0.5	0.75	<0.50	<0.50	<0.50	<0.50	<0.50	<0.50	NE	NE	NE
1,3,5-Trimethylbenzene	<0.5	<0.5	1.9	<0.5	<2.0	<1.0	<1.0	<1.0	<1.0	1.6	<1.0	0.5	<0.5	<0.5	<0.5	<0.50	<0.50	<0.50	<0.50	<0.50	<0.50	<2.0	NE	NE	NE
Xylenes, total	<1.0	<1.0	0.6	<1.0	<4.0	<2.0	<2.0	<2.0	<2.0	11.5	3.5	6.4	4.3	<1.0	<1.0	<2.0	1.1	<2.0	<2.0	<2.0	<2.0	<2.0	NE	21,300	50,000
SVOCs via EPA 8270 (ug/l)																									
Acenaphthene	NA	NA	NA	NA	NA	NA	NA	NA	NA	NA	1.89	<0.3	0.3	<0.30	<0.30	<0.3	<0.30	<0.30	<0.30	<0.30	<0.30	<0.30	NE	NE	NE
Benzo(a)anthracene	NA	NA	NA	NA	NA	NA	NA	NA	NA	NA	<0.05	<0.05	<0.05	<0.050	<0.050	<0.050	<0.050	<0.050	<0.050	<0.050	<0.050	<0.050	0.3	NE	NE
Benzo(a)pyrene	NA	NA	NA	NA	NA	NA	NA	NA	NA	NA	<0.1	<0.1	<0.1	<0.100	<0.100	<0.10	<0.10	<0.10	<0.10	<0.10	<0.10	<0.10	0.3	NE	NE
Benzo(b)fluoranthene	NA	NA	NA	NA	NA	NA	NA	NA	NA	NA	<0.05	<0.05	<0.05	<0.050	<0.050	<0.050	<0.050	<0.050	<0.050	<0.050	<0.050	<0.050	0.3	NE	NE
Fluorene	NA	NA	NA	NA	NA	NA	NA	NA	NA	NA	2.56	<1.0	<1.00	<1.00	<1.00	<1.0	<1.0	<1.0	<1.0	<1.0	<1.0	<1.0	NE	NE	NE
Naphthalene	NA	NA	NA	NA	NA	NA	NA	NA	NA	NA	<1	<1.0	14.1	<1.00	<1.00	<1.0	9.5	3.2	<1.0	<1.0	<1.0	<1.0	NE	NE	NE
Phenanthrene	NA	NA	NA	NA	NA	NA	NA	NA	NA	NA	1.33	<0.05	<0.05	<0.05	<0.05	<0.050	<0.050	0.26	<0.050	<0.050	<0.050	<0.050	14	NE	NE

Notes:
NA - Not analyzed for this analyte.
NE - Not Established.
ND - Not Detected.
BRL - Below Laboratory Reporting Limit.
ug/l - micrograms per liter.
mg/l - milligrams per liter.
VOCs - Volatile Organic Compounds.
SVOCs - Semi Volatile Organic Compounds.
EPA - Environmental Protection Agency.
Bold indicates concentration exceeds the Surface Water Protection Criteria, Appendix D to Connecticut Remediation Standards (March 9, 2021).
Underline indicates concentration exceeds the Residential Volatilization Criteria for Substances in Groundwater, Appendix E to Connecticut Remediation Standards (March 9, 2021).
Italics indicates concentration exceeds the Industrial/ Commercial Volatilization Criteria for Soil Vapor, Appendix E to Connecticut Remediation Standards (March 9, 2021).
[D] Dissolved metals concentration.
Shading indicates four consecutive quarters of laboratory analytical results below the Remediation Standards indicated on this Table.

MW-5
Groundwater Analytical Results
Former CL&P Area Work Center
1654 King Street
Enfield, Connecticut

Well ID	MW-5																					Connecticut Remediation Standards		
Year	2003	2004		2005		2006		2007			2008			2009				2010				2011	Surface Water Protection Criteria	Residential Volatilization Criteria	Industrial/ Commercial Volatilization Criteria
Month	October	April	October	April	October	April	October	April	July	October	April	July	October	January	April	July	October	January	April	July	October	January			
VOCs via EPA 8260 (ug/l)																									
Benzene	<0.5	<0.5	<0.6	<0.5	<1.0	<1.0	<1.0	<1.0	<1.0	<1.0	<1.0	<0.5	<0.5	<0.5	<0.5	<0.50	<0.50	<0.50	<0.50	<0.50	<0.50	<0.50	710	215	530
Bromodichloromethane	<0.5	<0.5	<0.4	<0.5	<2.0	<1.0	<1.0	<1.0	<1.0	<1.0	<1.0	<0.5	<0.5	<0.5	<0.5	<0.50	<0.50	<5.0	<0.50	<0.50	<0.50	<0.50	NE	NE	NE
Bromomethane	<1.0	<1.0	<1.2	<1.0	<2.0	<5.0	<2.0	<2.0	<2.0	<2.0	<5.0	<1.0	<2.0	<1.0	<6.0	<5.0	<5.0	<0.50	<0.50	<1.0	<0.50	<0.50	NE	NE	NE
2-Butanone (MEK)	<5.0	<5.0	<10.0	<5.0	<20.0	<20.0	<20.0	<20.0	<20.0	<20.0	<20.0	<2.0	<2.0	<2.0	<2.0	<2.0	<2.0	<2.0	<2.0	<2.0	<2.0	<5.0	NE	50,000	50,000
n-Butylbenzene	<0.5	<0.5	<0.7	<0.5	<2.0	<1.0	<1.0	<1.0	<1.0	<1.0	<1.0	<1.0	<0.5	<0.5	<0.5	<1.0	<1.0	<1.0	<1.0	<1.0	<1.0	<1.0	NE	NE	NE
sec-Butylbenzene	<0.5	<0.5	<0.6	<0.5	<1.0	<1.0	<1.0	<1.0	<1.0	1.4	<1.0	<0.5	<0.5	<0.5	<0.5	<1.0	<1.0	<1.0	<1.0	<1.0	<1.0	<1.0	NE	NE	NE
tert-Butylbenzene	<0.5	<0.5	<0.8	<0.5	<2.0	<1.0	<1.0	<1.0	<1.0	<1.0	<1.0	<0.5	<0.5	<0.5	<0.5	<1.0	<1.0	<1.0	<1.0	<1.0	<1.0	<1.0	NE	NE	NE
Chlorobenzene	<0.5	<0.5	<0.6	<0.5	<1.0	<1.0	<1.0	<1.0	<1.0	<1.0	<1.0	<0.5	<0.5	<0.5	<0.5	<0.50	<0.50	<0.50	<0.50	<0.50	<0.50	<0.50	420,000	1,800	23,000
Chloroform	<0.5	<0.5	<0.8	<0.5	<2.0	<2.0	<2.0	<2.0	<2.0	<2.0	<2.0	<0.5	<0.5	<0.5	<0.5	<0.50	<0.50	<0.50	<0.50	<0.50	<0.50	<0.50	14,100	26	62
2-Chlorotoluene	<0.5	<0.5	<0.6	<0.5	<1.0	<1.0	<1.0	<1.0	<1.0	<1.0	<1.0	<0.5	<0.5	<0.5	<0.5	<0.50	<0.50	<0.50	<0.50	<0.50	<0.50	<0.50	NE	NE	NE
4-Chlorotoluene	<0.5	<0.5	<0.6	<0.5	<2.0	<1.0	<1.0	<1.0	<1.0	<1.0	<1.0	<0.5	<0.5	<0.5	<0.5	<0.50	<0.50	<0.50	<0.50	<0.50	<0.50	<1.0	NE	NE	NE
1,2-Dichlorobenzene	<0.5	<0.5	<0.8	<0.5	<1.0	<1.0	<1.0	<1.0	<1.0	<1.0	<1.0	<0.5	<0.5	<0.5	<0.5	<0.50	<0.50	<0.50	<0.50	<0.50	<0.50	<0.50	170,000	5,100	50,000
1,4-Dichlorobenzene	<0.5	<0.5	<0.8	<0.5	<1.0	<1.0.	<1.0	<1.0	<1.0	<1.0	<1.0	<0.5	<0.5	<0.5	<0.5	<0.50	<0.50	<0.50	<0.50	<0.50	<0.50	<0.50	26,000	4,300	50,000
Dichlorodifluoromethane	<0.5	<0.5	<1.0	<0.5	<2.0	<2.0	<2.0	<2.0	<2.0	<2.0	<2.0	<0.5	<0.5	<0.5	<0.5	<0.50	<0.50	<0.50	<0.50	<0.50	<0.50	<0.50	NE	NE	NE
1,1-Dichloroethane	<0.5	<0.5	<0.7	<0.5	<1.0	<1.0	<1.0	<1.0	<1.0	<1.0	<1.0	<0.5	<0.5	<0.5	<0.5	<0.50	<0.50	<0.50	<0.50	<0.50	<0.50	<0.50	NE	3,000	41,000
1,2-Dichloroethane	<0.5	<0.5	<0.9	<0.5	<1.0	<1.0	<1.0	<1.0	<1.0	<1.0	<1.0	<0.5	<0.5	<0.5	<0.5	<0.50	<0.50	<0.50	<0.50	<0.50	<0.50	<0.50	2,970	6.5	68
1,1-Dichloroethene	<0.5	<0.5	<0.6	<1.0	<1.0	<1.0	<1.0	<1.0	<1.0	<1.0	<1.0	<0.5	<0.5	<0.5	<0.5	<0.50	<0.50	<0.50	<0.50	<0.50	<0.50	<0.50	96	190	920
1,2-Dichloropropane	<0.5	<0.5	<0.6	<0.5	<1.0	<1.0	<1.0	<1.0	<1.0	<1.0	<1.0	<0.5	<0.5	<0.5	<0.5	<0.50	<0.50	<0.50	<0.50	<0.50	<0.50	<0.50	NE	7.4	58
Ethylbenzene	0.8	0.8	<0.6	<0.5	2.0	<1.0	<1.0	1.6	<1.0	<1.0	<1.0	<0.5	<0.5	<0.5	<0.5	<0.50	0.6	<0.50	<0.50	<0.50	<0.50	<0.50	580,000	50,000	50,000
Isopropylbenzene	<0.5	<0.5	<0.4	<0.5	<2.0	<1.0	<1.0	<1.0	<1.0	<1.0	<1.0	<0.5	<0.5	<0.5	<0.5	<0.50	<0.50	<0.50	<0.50	<0.50	0.82	<1.0	NE	NE	NE
p-Isopropyltoluene	<0.5	<0.5	<0.7	<0.5	<2.0	<1.0	<1.0	<1.0	<1.0	<1.0	<1.0	<0.5	<0.5	<0.5	<0.5	<0.50	<0.50	<0.50	<0.50	<0.50	<0.50	<0.50	NE	NE	NE
Methyl tert-butyl ether (MTBE)	<0.5	<0.5	<0.8	<0.5	<1.0	<1.0	<1.0	<1.0	<1.0	<1.0	<1.0	<0.5	<0.5	<0.5	<0.5	<0.50	<0.50	<0.50	<0.50	<0.50	<0.50	<0.50	NE	50,000	50,000
Naphthalene	<0.5	<0.5	<1.0	<0.5	<3.0	<6.0	<2.0	9.3	<2.0	<2.0	<2.0	<5.0	1.6	2.1	<2.0	4.0	17	<2.0	<2.0	<2.0	<2.0	<2.0	NE	NE	NE
n-Propylbenzene	<0.5	<0.5	<0.8	<0.5	1.7	<1.0	<1.0	<1.0	<1.0	<1.0	<1.0	<0.5	<0.5	<0.5	<0.5	<1.0	<1.0	<1.0	<1.0	<1.0	1.4	<1.0	NE	NE	NE
Tetrachloroethene	<0.5	<0.5	<0.4	<0.5	<2.5	<1.0	<1.0	<1.0	<1.0	<1.0	<1.0	1.3	<0.5	<0.5	<0.5	<1.0	<1.0	<1.0	<1.0	<1.0	<1.0	<1.0	88	340	810
Toluene	<0.5	<0.5	<0.7	<0.5	<1.0	<1.0	<1.0	<1.0	<1.0	<1.0	<1.0	<0.5	<0.5	<0.5	<0.5	<1.0	<1.0	<1.0	<1.0	<1.0	<1.0	<1.0	4,000,000	23,500	50,000
1,2,4-Trichlorobenzene	<0.5	<0.5	<0.7	<0.5	<3.0	<5.0	<1.0	<1.0	<1.0	<1.0	<1.0	<0.5	<0.5	<0.5	<2.0	<0.50	<0.50	<0.50	<0.50	<0.50	<0.50	<0.50	NE	NE	NE
1,1,1-Trichloroethane	<0.5	<0.5	<0.9	<0.5	<1.0	<1.0	<1.0	<1.0	<1.0	<1.0	<1.0	<0.5	<0.5	<0.5	<0.5	<0.50	<0.50	<0.50	<0.50	<0.50	<0.50	<1.0	62,000	650	16,000
1,1,2-Trichloroethane	<0.5	<0.5	<0.7	<0.5	<1.0	<1.0	<1.0	<1.0	<1.0	<1.0	<1.0	<0.5	<0.5	<0.5	<0.5	<0.50	<0.50	<0.50	<0.50	<0.50	<0.50	<0.50	1,260	220	2,900
Trichloroethene	<0.5	<0.5	<1.0	<0.5	<1.0	<1.0	<1.0	<1.0	<1.0	<1.0	<1.0	<0.5	<0.5	<0.5	<0.5	<1.0	<1.0	<1.0	<1.0	<1.0	<1.0	<1.0	2,340	27	67
1,2,4-Trimethylbenzene	<0.5	<0.5	<0.7	1.4	<2.0	<1.0	<1.0	<1.0	<1.0	<1.0	<1.0	<0.5	<0.5	<0.5	<0.5	<0.50	<0.50	<0.50	<0.50	<0.50	1	<0.50	NE	NE	NE
1,3,5-Trimethylbenzene	<0.5	<0.5	<1.0	<0.5	<2.0	<1.0	<1.0	<1.0	<1.0	<1.0	<1.0	<0.5	<0.5	<0.5	<0.5	<0.50	<0.50	<0.50	<0.50	<0.50	<0.50	<2.0	NE	NE	NE
Xylenes, total	1.6	1.6	<1.3	<1.0	<4.0	<2.0	<2.0	<2.0	<2.0	<2.0	<2.0	<1.0	<1.0	<1.0	<1.0	<2.0	<2.0	<2.0	<2.0	<2.0	<2.0	<2.0	NE	21,300	50,000

Notes:
NA - Not analyzed for this analyte.
NE - Not Established.
ND - Not Detected.
BRL - Below Laboratory Reporting Limit.
ug/l - micrograms per liter.
mg/l - milligrams per liter.
VOCs - Volatile Organic Compounds.
SVOCs - Semi Volatile Organic Compounds.
EPA - Environmental Protection Agency.
Bold indicates concentration exceeds the Surface Water Protection Criteria, Appendix D to Connecticut Remediation Standards (March 9, 2021).
Underline indicates concentration exceeds the Residential Volatilization Criteria for Substances in Groundwater, Appendix E to Connecticut Remediation Standards (March 9, 2021).
Italics indicates concentration exceeds the Industrial/ Commercial Volatilization Criteria for Soil Vapor, Appendix E to Connecticut Remediation Standards (March 9, 2021).
[D] Dissolved metals concentration.
Shading indicates four consecutive quarters of laboratory analytical results below the Remediation Standards indicated on this Table.

MW-6
Groundwater Analytical Results
Former CL&P Area Work Center
1654 King Street
Enfield, Connecticut

Well ID	MW-6																						Connecticut Remediation Standards		
Year	2003	2004		2005		2006		2007			2008			2009				2010			2011			Surface Water Protection Criteria	Residential Volatilization Criteria	Industrial/ Commercial Volatilization Criteria
Month	October	April	October	April	October	April	October	April	July	October	April	July	October	January	April	July	October	April	July	October	January	April	July			
VOCs via EPA 8260 (ug/l)																										
Benzene	<0.5	<0.5	<0.6	<0.5	<1.0	<1.0	<1.0	<1.0	<1.0	<1.0	<1.0	<0.5	<0.5	<0.5	<0.5	<0.50	<0.50	<0.50	<0.50	<0.50	<0.50	<0.50	<0.50	<0.50	NA	710	215	530
Bromodichloromethane	<0.5	<0.5	<0.4	<0.5	<2.0	<1.0	<1.0	<1.0	<1.0	<1.0	<1.0	<0.5	<0.5	<0.5	<0.5	<0.50	<0.50	<0.50	<0.50	<0.50	<0.50	<0.50	<0.50	<0.50	NA	NE	NE	NE
Bromomethane	<1.0	<1.0	<1.2	<1.0	<2.0	<5.0	<2.0	<2.0	<2.0	<2.0	<5.0	<1.0	<2.0	<1.0	<6.0	<5.0	<5.0	<0.50	<0.50	<0.50	<0.50	<0.50	<0.50	<0.50	NA	NE	NE	NE
2-Butanone (MEK)	<5.0	<5.0	<10.0	<5.0	<20.0	<20.0	<20.0	<20.0	<20.0	<20.0	<20.0	<2.0	<2.0	<2.0	<2.0	<2.0	<2.0	<2.0	<2.0	<2.0	<5.0	<5.0	<5.0	<5.0	NA	NE	50,000	50,000
n-Butylbenzene	<0.5	<0.5	<0.7	<0.5	<2.0	<1.0	<1.0	<1.0	<1.0	<1.0	<1.0	<1.0	<0.5	<0.5	<0.5	<1.0	<1.0	<1.0	<1.0	<1.0	<1.0	<1.0	<1.0	<1.0	NA	NE	NE	NE
sec-Butylbenzene	<0.5	<0.5	<0.6	<0.5	<1.0	<1.0	<1.0	<1.0	<1.0	<1.0	<1.0	<0.5	<0.5	<0.5	<0.5	<1.0	<1.0	<1.0	<1.0	<1.0	<1.0	<1.0	<1.0	<1.0	NA	NE	NE	NE
tert-Butylbenzene	<0.5	<0.5	<0.8	<0.5	<2.0	<1.0	<1.0	<1.0	<1.0	<1.0	<1.0	<0.5	<0.5	<0.5	<0.5	<1.0	<1.0	<1.0	<1.0	<1.0	<1.0	<1.0	<1.0	<1.0	NA	NE	NE	NE
Chlorobenzene	<0.5	<0.5	<0.6	<0.5	<1.0	<1.0	<1.0	<1.0	<1.0	<1.0	<1.0	<0.5	<0.5	<0.5	<0.5	<0.50	<0.50	<0.50	<0.50	<0.50	<0.50	<0.50	<0.50	<0.50	NA	420,000	1,800	23,000
Chloroethane	NA	NA	NA	NA	NA	NA	NA	NA	NA	NA	NA	NA	<1.0	<0.5	<0.5	<0.50	<0.50	<0.50	0.59	<1.0	<0.50	<0.50	<0.50	<0.50	NA	NE	NE	NE
Chloroform	2.4	0.7	2.4	<0.5	<2.0	<2.0	<2.0	<2.0	<2.0	<2.0	<2.0	<0.5	<0.5	<0.5	<0.5	<0.50	<0.50	<0.50	<0.50	<0.50	<0.50	<0.50	<0.50	<0.50	NA	14,100	26	62
2-Chlorotoluene	<0.5	<0.5	<0.6	<0.5	<1.0	<1.0	<1.0	<1.0	<1.0	<1.0	<1.0	<0.5	<0.5	<0.5	<0.5	<0.50	<0.50	<0.50	<0.50	<0.50	<0.50	<0.50	<0.50	<0.50	NA	NE	NE	NE
4-Chlorotoluene	<0.5	<0.5	<0.6	<0.5	<2.0	<1.0	<1.0	<1.0	<1.0	<1.0	<1.0	<0.5	<0.5	<0.5	<0.5	<0.50	<0.50	<0.50	<0.50	<0.50	<0.50	<0.50	<0.50	<0.50	NA	NE	NE	NE
1,2-Dichlorobenzene	<0.5	<0.5	<0.8	<0.5	<1.0	<1.0	<1.0	<1.0	<1.0	<1.0	<1.0	<0.5	<0.5	<0.5	<0.5	<0.50	<0.50	<0.50	<0.50	<0.50	<0.50	<0.50	<0.50	<0.50	NA	170,000	5,100	50,000
1,4-Dichlorobenzene	<0.5	<0.5	<0.8	<0.5	<1.0	<1.0	<1.0	<1.0	<1.0	<1.0	<1.0	<0.5	<0.5	<0.5	<0.5	<0.50	<0.50	<0.50	<0.50	<0.50	<0.50	<0.50	<0.50	<0.50	NA	26,000	1,400	3,400
Dichlorodifluoromethane	<0.5	<0.5	<1.0	<0.5	<2.0	<2.0	<2.0	<2.0	<2.0	<2.0	<2.0	<0.5	<0.5	<0.5	<0.5	<0.50	<0.50	<0.50	<0.50	<0.50	<0.50	<0.50	<0.50	<0.50	NA	NE	NE	NE
1,1-Dichloroethane	2.9	4.1	4.2	3.0	1.5	3.5	3.7	2.3	2.3	<1.0	1.2	1.9	2.9	2.5	1.6	1.8	1.6	1.6	3.8	<0.50	2.3	1.0	NA	NE	3,000	41,000
1,2-Dichloroethane	<0.5	<0.5	<0.9	<0.5	<1.0	<1.0	<1.0	<1.0	<1.0	<1.0	<1.0	<0.5	<0.5	<0.5	<0.5	<0.50	<0.50	<0.50	<0.50	<0.50	<0.50	<0.50	<0.50	<0.50	NA	2,970	6.5	68
1,1-Dichloroethene	<0.5	<0.5	<0.6	<1.0	<1.0	<1.0	<1.0	<1.0	<1.0	<1.0	<1.0	<0.5	<0.5	<0.5	<0.5	<0.50	<0.50	<0.50	<0.50	<0.50	<0.50	<0.50	<0.50	<0.50	NA	96	190	920
1,2-Dichloropropane	<0.5	<0.5	<0.6	<0.5	<1.0	<1.0	<1.0	<1.0	<1.0	<1.0	<1.0	<0.5	<0.5	<0.5	<0.5	<0.50	<0.50	<0.50	<0.50	<0.50	<0.50	<0.50	<0.50	<0.50	NA	NE	7.4	58
Ethylbenzene	<0.5	<0.5	<0.6	<0.5	<2.0	<1.0	<1.0	1.5	<1.0	<1.0	<1.0	2.3	<0.5	<0.5	<0.5	<0.50	0.75	<0.50	<0.50	<0.50	<0.50	<0.50	<0.50	<0.50	NA	580,000	50,000	50,000
Isopropylbenzene	<0.5	<0.5	<0.4	<0.5	<2.0	<1.0	<1.0	<1.0	<1.0	<1.0	<1.0	<0.5	<0.5	<0.5	<0.5	<0.50	<0.50	<0.50	<0.50	<0.50	<0.50	<0.50	<0.50	<0.50	NA	NE	NE	NE
p-Isopropyltoluene	<0.5	<0.5	<0.7	<0.5	<2.0	<1.0	<1.0	<1.0	<1.0	<1.0	<1.0	<0.5	<0.5	<0.5	<0.5	<0.50	<0.50	<0.50	<0.50	<0.50	<0.50	<0.50	<0.50	<0.50	NA	NE	NE	NE
Methyl tert-butyl ether (MTBE)	<0.5	<0.5	<0.8	<0.5	<1.0	<1.0	<1.0	<1.0	<1.0	<1.0	<1.0	<0.5	<0.5	<0.5	<0.5	<0.50	<0.50	<0.50	<0.50	<0.50	<0.50	<0.50	<0.50	<0.50	NA	NE	50,000	50,000
Naphthalene	<0.5	<0.5	1.2	<0.5	<3.0	<6.0	<2.0	9.9	<2.0	<2.0	3.3	<5.0	1.1	<0.5	<2.0	<3.0	25	<2.0	<2.0	<2.0	<2.0	<2.0	<2.0	<2.0	NA	NE	NE	NE
n-Propylbenzene	<0.5	<0.5	<0.8	<0.5	<2.0	<1.0	<1.0	<1.0	<1.0	<1.0	<1.0	<0.5	<0.5	<0.5	<0.5	<1.0	<1.0	<1.0	<1.0	<1.0	<1.0	<1.0	<1.0	<1.0	NA	NE	NE	NE
Tetrachloroethene	<0.5	<0.5	<0.4	<0.5	<2.5	<1.0	<1.0	<1.0	<1.0	<1.0	<1.0	<0.5	<0.5	<0.5	<0.5	<1.0	<1.0	<1.0	<1.0	<1.0	<1.0	<1.0	<1.0	<1.0	NA	88	340	810
Toluene	<0.5	<0.5	<0.7	<0.5	<1.0	<1.0	<1.0	<1.0	<1.0	<1.0	<1.0	<0.5	<0.5	<0.5	<0.5	<1.0	<1.0	<1.0	<1.0	<1.0	<1.0	<1.0	<1.0	<1.0	NA	4,000,000	23,500	50,000
1,2,4-Trichlorobenzene	<0.5	<0.5	<0.7	<0.5	<3.0	<5.0	<1.0	<1.0	<1.0	<1.0	<1.0	<0.5	<0.5	<0.5	<2.0	<0.50	<0.50	<0.50	<0.50	<0.50	<0.50	<0.50	<0.50	<0.50	NA	NE	NE	NE
1,1,1-Trichloroethane	10.6	11.0	6.6	25.0	10.0	15.0	2.5	22.0	6.5	2.8	20.2	14.2	10.9	12.5	10.4	15.0	4.9	13	3.4	2.6	2.8	11	NA	62,000	650	16,000
1,1,2-Trichloroethane	<0.5	<0.5	<0.7	<0.5	<1.0	<1.0	<1.0	<1.0	<1.0	<1.0	<1.0	<0.5	<0.5	<0.5	<0.5	<0.50	<0.50	<0.50	<0.50	<0.50	<0.50	<0.50	<0.50	<0.50	NA	1,260	220	2,900
Trichloroethene	<0.5	<0.5	<1.0	<0.5	<1.0	<1.0	<1.0	<1.0	<1.0	<1.0	<1.0	<0.5	<0.5	<0.5	<0.5	<1.0	<1.0	<1.0	<1.0	<1.0	<1.0	<1.0	<1.0	<1.0	NA	2,340	27	67
1,2,4-Trimethylbenzene	<0.5	<0.5	<0.7	<0.5	<2.0	<1.0	<1.0	<1.0	<1.0	<1.0	<1.0	2.9	<0.5	<0.5	<0.5	0.60	<0.50	<0.50	<0.50	<0.50	<0.50	<0.50	<0.50	<0.50	NA	NE	NE	NE
1,3,5-Trimethylbenzene	<0.5	<0.5	1.9	<0.5	<2.0	<1.0	<1.0	<1.0	<1.0	<1.0	<1.0	0.6	<0.5	<0.5	<0.5	<0.50	<0.50	<0.50	<0.50	<0.50	<0.50	<0.50	<0.50	<0.50	NA	NE	NE	NE
Xylenes, total	<1.0	<1.0	0.6	<1.0	<4.0	<2.0	<2.0	<2.0	<2.0	<2.0	<2.0	6.3	<1.0	<1.0	<1.0	<2.0	<2.0	<2.0	<2.0	<2.0	<2.0	<2.0	<2.0	<2.0	NA	NE	21,300	50,000
Total Metals (mg/l)																										
Arsenic	NA	NA	NA	NA	NA	NA	NA	NA	NA	NA	NA	NA	NA	NA	NA	NA	NA	NA	NA	<0.002	<0.0020	<0.0020	<0.0020	0.004	NE	NE
Barium	NA	NA	NA	NA	NA	NA	NA	NA	NA	NA	NA	NA	NA	NA	NA	NA	NA	NA	NA	0.150	0.150	0.098	0.140	NE	NE	NE
Silver	NA	NA	NA	NA	NA	NA	NA	NA	NA	NA	NA	NA	NA	NA	NA	NA	NA	NA	NA	<0.0025	<0.0025	<0.0025	<0.0025	0.012	NE	NE
Zinc	NA	NA	NA	NA	NA	NA	NA	NA	NA	NA	NA	NA	NA	NA	NA	NA	NA	NA	NA	<0.05	<0.050	<0.050	<0.050	0.123	NE	NE
SVOCs via EPA 8270 (ug/l)																										
Benzo(a)anthracene	NA	NA	NA	NA	NA	NA	NA	NA	NA	NA	NA	NA	NA	NA	NA	NA	NA	NA	NA	<0.050	<0.050	<0.050	<0.050	0.3	NE	NE
Benzo(a)pyrene	NA	NA	NA	NA	NA	NA	NA	NA	NA	NA	NA	NA	NA	NA	NA	NA	NA	NA	NA	<0.10	<0.10	<0.10	<0.10	0.3	NE	NE
Benzo(b)fluoranthene	NA	NA	NA	NA	NA	NA	NA	NA	NA	NA	NA	NA	NA	NA	NA	NA	NA	NA	NA	<0.050	<0.050	<0.050	<0.050	0.3	NE	NE
2-Methylnaphthalene	NA	NA	NA	NA	NA	NA	NA	NA	NA	NA	NA	NA	NA	NA	NA	NA	NA	NA	NA	<1.0	<1.0	<1.0	<1.0	NE	NE	NE
Naphthalene	NA	NA	NA	NA	NA	NA	NA	NA	NA	NA	NA	NA	NA	NA	NA	NA	NA	NA	NA	<1.0	<1.0	<1.0	<1.0	NE	NE	NE
Phenanthrene	NA	NA	NA	NA	NA	NA	NA	NA	NA	NA	NA	NA	NA	NA	NA	NA	NA	NA	NA	<0.050	<0.050	<0.050	<0.050	14	NE	NE

Notes:
NA - Not analyzed for this analyte.
NE - Not Established.
ND - Not Detected.
BRL - Below Laboratory Reporting Limit.
ug/l - micrograms per liter.
mg/l - milligrams per liter.
VOCs - Volatile Organic Compounds.
SVOCs - Semi Volatile Organic Compounds.
EPA - Environmental Protection Agency.
Bold indicates concentration exceeds the Surface Water Protection Criteria, Appendix D to Connecticut Remediation Standards (March 9, 2021).
Underline indicates concentration exceeds the Residential Volatilization Criteria for Substances in Groundwater, Appendix E to Connecticut Remediation Standards (March 9, 2021).
Italics indicates concentration exceeds the Industrial/ Commercial Volatilization Criteria for Soil Vapor, Appendix E to Connecticut Remediation Standards (March 9, 2021).
[D] Dissolved metals concentration.
Shading indicates four consecutive quarters of laboratory analytical results below the Remediation Standards indicated on this Table.

MW-7
Groundwater Analytical Results
Former CL&P Area Work Center
1654 King Street
Enfield, Connecticut

Well ID	MW-7																Connecticut Remediation Standards		
Year	2003	2004		2005	2006		2010		2011			2014	2015	2016	2017	2019	Surface Water Protection Criteria	Residential Volatilization Criteria	Industrial/ Commercial Volatilization Criteria
Month	October	April	October	October	April	October	July	October	January	April	July	April	May	May	June	July			
VOCs via EPA 8260 (ug/l)																			
Acetone	<10.0	<10.0	10.3	<50.0	<50.0	<50.0	<10.0	<10.0	18	<5.0	NA	<5.0	<5.0	<10	<10	<10	NE	50,000	50,000
Benzene	<0.5	<0.5	<0.6	<1.0	<1.0	<1.0	<0.50	<0.50	<0.50	<0.50	NA	<0.50	<0.50	<0.50	<0.50	<0.50	710	215	530
Bromodichloromethane	<0.5	<0.5	<0.4	<2.0	<1.0	<1.0	<0.50	<0.50	<0.50	<0.50	NA	<0.50	<0.50	<0.50	<0.50	<0.50	NE	NE	NE
Bromomethane	<1.0	<1.0	<1.2	<2.0	<5.0	<2.0	<0.50	<0.50	<0.50	<0.50	NA	<1.0	<1.0	<2.0	<2.0	<2.0	NE	NE	NE
2-Butanone (MEK)	<5.0	<5.0	<10.0	<20.0	<20.0	<20.0	<2.0	<2.0	<5.0	<5.0	NA	<5.0	<5.0	<10	<5.0	<5.0	NE	50,000	50,000
n-Butylbenzene	<0.5	<0.5	<0.7	<2.0	<1.0	<1.0	<1.0	<1.0	<1.0	<1.0	NA	<1.0	<1.0	<1.0	<1.0	<1.0	NE	NE	NE
sec-Butylbenzene	<0.5	<0.5	<0.6	<1.0	<1.0	<1.0	<1.0	<1.0	<1.0	<1.0	NA	<1.0	<1.0	<1.0	<1.0	<1.0	NE	NE	NE
tert-Butylbenzene	<0.5	<0.5	<0.8	<2.0	<1.0	<1.0	<1.0	<1.0	<1.0	<1.0	NA	<1.0	<1.0	<1.0	<1.0	<1.0	NE	NE	NE
Chlorobenzene	<0.5	<0.5	<0.6	<1.0	<1.0	<1.0	<0.50	<0.50	<0.50	<0.50	NA	<0.50	<0.50	<0.50	<0.50	<0.50	420,000	1,800	23,000
Chloroform	<0.5	<0.5	<0.8	<2.0	<2.0	<2.0	<0.50	<0.50	<0.50	<0.50	NA	<0.50	<0.50	<0.50	<0.50	<0.50	14,100	26	62
2-Chlorotoluene	<0.5	<0.5	<0.6	<1.0	<1.0	<1.0	<0.50	<0.50	<0.50	<0.50	NA	<0.50	<0.50	<0.50	<0.50	<0.50	NE	NE	NE
4-Chlorotoluene	<0.5	<0.5	<0.6	<2.0	<1.0	<1.0	<0.50	<0.50	<0.50	<0.50	NA	<0.50	<0.50	<0.50	<0.50	<0.50	NE	NE	NE
1,2-Dichlorobenzene	<0.5	<0.5	<0.8	<1.0	<1.0	<1.0	<0.50	<0.50	<0.50	<0.50	NA	<0.50	<0.50	<0.50	<0.50	<0.50	170,000	5,100	50,000
1,4-Dichlorobenzene	<0.5	<0.5	<0.8	<1.0	<1.0	<1.0	<0.50	<0.50	<0.50	<0.50	NA	<0.50	<0.50	<0.50	<0.50	<0.50	26,000	4,300	50,000
Dichlorodifluoromethane	<0.5	<0.5	<1.0	<2.0	<2.0	<2.0	<0.50	<0.50	<0.50	<0.50	NA	<0.50	<0.50	<0.50	<0.50	<0.50	NE	NE	NE
1,1-Dichloroethane	<0.5	<0.5	<0.7	<1.0	<1.0	<1.0	<0.50	<0.50	<0.50	<0.50	NA	<0.50	<0.50	<0.50	<0.50	<0.50	NE	3,000	41,000
1,2-Dichloroethane	<0.5	<0.5	<0.9	<1.0	<1.0	<1.0	<0.50	<0.50	<0.50	<0.50	NA	<5.0	<5.0	<0.50	<0.50	<0.50	2,970	6.5	68
1,1-Dichloroethene	<0.5	<0.5	<0.6	<1.0	<1.0	<1.0	<0.50	<0.50	<0.50	<0.50	NA	<0.50	<0.50	<0.50	<0.50	<0.50	96	190	920
1,2-Dichloropropane	<0.5	<0.5	<0.6	<1.0	<1.0	<1.0	<0.50	<0.50	<0.50	<0.50	NA	<0.50	<0.50	<0.50	<0.50	<0.50	NE	7.4	58
Ethylbenzene	<0.5	<0.5	<0.6	<2.0	<1.0	1.1	<0.50	<0.50	<0.50	<0.50	NA	<0.50	<0.50	<0.50	<0.50	<0.50	580,000	50,000	50,000
Isopropylbenzene	<0.5	<0.5	<0.4	<2.0	<1.0	<1.0	<0.50	<0.50	<0.50	<0.50	NA	<0.50	<0.50	<0.50	<0.50	<0.50	NE	NE	NE
p-Isopropyltoluene	<0.5	<0.5	<0.7	<2.0	<1.0	<1.0	<0.50	<0.50	<0.50	<0.50	NA	<0.50	<0.50	<0.50	<0.50	<0.50	NE	NE	NE
Methyl tert-butyl ether (MTBE)	0.8	<0.5	<0.8	<1.0	<1.0	<1.0	<0.50	<0.50	<0.50	<0.50	NA	<0.50	<0.50	<0.50	<0.50	<0.50	NE	50,000	50,000
Naphthalene	<0.5	<0.5	<1.0	<3.0	<6.0	<2.0	<2.0	<2.0	<2.0	<2.0	NA	<2.0	<2.0	<2.0	<2.0	<2.0	NE	NE	NE
n-Propylbenzene	<0.5	<0.5	<0.8	<2.0	<1.0	<1.0	<1.0	<1.0	<1.0	<1.0	NA	<1.0	<1.0	<1.0	<1.0	<1.0	NE	NE	NE
Tetrachloroethene	<0.5	<0.5	<0.4	<2.5	<1.0	<1.0	<1.0	<1.0	<1.0	<1.0	NA	<1.0	<1.0	<1.0	<1.0	<1.0	88	340	810
Toluene	<0.5	<0.5	<0.7	<1.0	<1.0	<1.0	<1.0	<1.0	<1.0	<1.0	NA	<1.0	<1.0	<1.0	<1.0	<1.0	4,000,000	23,500	50,000
1,2,4-Trichlorobenzene	<0.5	<0.5	<0.7	<3.0	<5.0	<1.0	<0.50	<0.50	<0.50	<0.50	NA	<0.50	<2.0	<0.50	<2.0	<0.50	NE	NE	NE
1,1,1-Trichloroethane	<0.5	<0.5	<0.9	<1.0	<1.0	<1.0	<0.50	<0.50	<0.50	<0.50	NA	<0.50	<0.50	<0.50	<0.50	<0.50	62,000	650	16,000
1,1,2-Trichloroethane	<0.5	<0.5	<0.7	<1.0	<1.0	<1.0	<0.50	<0.50	<0.50	<0.50	NA	<0.50	<0.50	<0.50	<0.50	<0.50	1,260	220	2,900
Trichloroethene	<0.5	<0.5	<1.0	<1.0	<1.0	<1.0	<1.0	<1.0	<1.0	<1.0	NA	<1.0	<1.0	<1.0	<1.0	<1.0	2,340	27	67
1,2,4-Trimethylbenzene	<0.5	<0.5	<0.7	<2.0	<1.0	<1.0	<0.50	<0.50	<0.50	<0.50	NA	<0.50	<0.50	<0.50	<0.50	<0.50	NE	NE	NE
1,3,5-Trimethylbenzene	<0.5	<0.5	<1.0	<2.0	<1.0	<1.0	<0.50	<0.50	<0.50	<0.50	NA	<0.50	<0.50	<0.50	<0.50	<0.50	NE	NE	NE
Xylenes, total	1.3	1.1	<1.3	<4.0	<2.0	2.4	<2.0	<2.0	<2.0	<2.0	NA	<2.0	<2.0	<2.0	<2.0	<2.0	NE	21,300	50,000
Total Metals (mg/l)																			
Arsenic	NA	NA	NA	NA	NA	NA	NA	<0.002	<0.0020	<0.0020	<0.002	<0.002	<0.002	<0.0020	<0.0020	<0.00080 / <0.00080[D]	0.004	NE	NE
Barium	NA	NA	NA	NA	NA	NA	NA	0.120	0.074	0.094	0.140	0.11	0.11	0.1	0.20	0.150 / 0.140[D]	NE	NE	NE
Copper	NA	NA	NA	NA	NA	NA	NA	BRL	BRL	BRL	BRL	<0.025	<0.025	<0.025	<0.025	0.0013 / 0.0013[D]	0.048	NE	NE
Silver	NA	NA	NA	NA	NA	NA	NA	<0.0025	<0.0025	<0.0025	<0.0025	<0.0025	<0.0025	<0.0025	<0.0025	<0.00020 / <0.00020[D]	0.012	NE	NE
Zinc	NA	NA	NA	NA	NA	NA	NA	<0.05	0.050	<0.050	<0.050	<0.05	<0.05	<0.050	0.021	<0.010 / <0.010[D]	0.123	NE	NE
SVOCs via EPA 8270 (ug/l)																			
Benzo(a)anthracene	NA	NA	NA	NA	NA	NA	NA	<0.050	<0.050	<0.050	<0.050	<0.050	<0.050	<0.050	<0.050	<0.051	0.3	NE	NE
Benzo(a)pyrene	NA	NA	NA	NA	NA	NA	NA	<0.10	<0.10	<0.10	<0.10	<0.10	<0.10	<0.10	<0.10	<0.10	0.3	NE	NE
Benzo(b)fluoranthene	NA	NA	NA	NA	NA	NA	NA	<0.050	<0.050	<0.050	<0.050	<0.050	<0.050	<0.050	<0.050	<0.051	0.3	NE	NE
2-Methylnaphthalene	NA	NA	NA	NA	NA	NA	NA	<1.0	<1.0	<1.0	<1.0	<1.0	<1.0	<1.0	<1.0	<1.0	NE	NE	NE
Naphthalene	NA	NA	NA	NA	NA	NA	NA	<1.0	<1.0	<1.0	<1.0	<1.0	<1.0	<1.0	<1.0	<1.0	NE	NE	NE
Phenanthrene	NA	NA	NA	NA	NA	NA	NA	<0.050	<0.050	<0.050	<0.050	<0.050	<0.050	<0.050	<0.050	<0.051	14	NE	NE

Notes:
NA - Not analyzed for this analyte.
NE - Not Established.
ND - Not Detected.
BRL - Below Laboratory Reporting Limit.
ug/l - micrograms per liter.
mg/l - milligrams per liter.
VOCs - Volatile Organic Compounds.
SVOCs - Semi Volatile Organic Compounds.
EPA - Environmental Protection Agency.
Bold indicates concentration exceeds the Surface Water Protection Criteria, Appendix D to Connecticut Remediation Standards (March 9, 2021).
Underline indicates concentration exceeds the Residential Volatilization Criteria for Substances in Groundwater, Appendix E to Connecticut Remediation Standards (March 9, 2021).
Italics indicates concentration exceeds the Industrial/ Commercial Volatilization Criteria for Soil Vapor, Appendix E to Connecticut Remediation Standards (March 9, 2021).
[D] Dissolved metals concentration
Shading indicates four consecutive quarters of laboratory analytical results below the Remediation Standards indicated on this Table.

MW-8
Groundwater Analytical Results
Former CL&P Area Work Center
1654 King Street
Enfield, Connecticut

Well ID	MW-8											Connecticut Remediation Standards		
Year	2003	2004		2005		2006		2010		2011		Surface Water Protection Criteria	Residential Volatilization Criteria	Industrial/ Commercial Volatilization Criteria
Month	October	April	October	April	October	April	October	July	October	January	April			
VOCs via EPA 8260 (ug/l)														
tert-Amylmethyl Ether	<0.5	<0.5	<0.5	<0.5	1.2	<0.5	<0.5	NA	NA	NA	NA	NE	NE	NE
Benzene	<0.5	<0.5	<0.6	<0.5	<1.0	<1.0	<1.0	<0.50	<0.50	<0.50	<0.50	710	215	530
Bromodichloromethane	<0.5	<0.5	<0.4	<0.5	<2.0	<1.0	<1.0	<0.50	<0.50	<0.50	<0.50	NE	NE	NE
Bromomethane	<1.0	<1.0	<1.2	<1.0	<2.0	<5.0	<2.0	<0.50	<0.50	<0.50	<0.50	NE	NE	NE
2-Butanone (MEK)	<5.0	<5.0	<10.0	<5.0	<20.0	<20.0	<20.0	<2.0	<2.0	<5.0	<5.0	NE	50,000	50,000
n-Butylbenzene	<0.5	<0.5	<0.7	<0.5	<2.0	<1.0	<1.0	<1.0	<1.0	<1.0	<1.0	NE	NE	NE
sec-Butylbenzene	<0.5	<0.5	<0.6	<0.5	<1.0	<1.0	<1.0	<1.0	<1.0	<1.0	<1.0	NE	NE	NE
tert-Butylbenzene	<0.5	<0.5	<0.8	<0.5	<2.0	<1.0	<1.0	<1.0	<1.0	<1.0	<1.0	NE	NE	NE
Chlorobenzene	<0.5	<0.5	<0.6	<0.5	<1.0	<1.0	<1.0	<1.0	<0.50	<0.50	<0.50	420,000	1,800	23,000
Chloroform	<0.5	<0.5	<0.8	<0.5	<2.0	<2.0	<2.0	<0.50	<0.50	<0.50	<0.50	14,100	26	62
2-Chlorotoluene	<0.5	<0.5	<0.6	<0.5	<1.0	<1.0	<1.0	<0.50	<0.50	<0.50	<0.50	NE	NE	NE
4-Chlorotoluene	<0.5	<0.5	<0.6	<0.5	<2.0	<1.0	<1.0	<0.50	<0.50	<0.50	<0.50	NE	NE	NE
1,2-Dichlorobenzene	<0.5	<0.5	<0.8	<0.5	<1.0	<1.0	<1.0	<0.50	<0.50	<0.50	<0.50	170,000	5,100	50,000
1,4-Dichlorobenzene	<0.5	<0.5	<0.8	<0.5	<1.0	<1.0	<1.0	<0.50	<0.50	<0.50	<0.50	26,000	4,300	50,000
Dichlorodifluoromethane	<0.5	<0.5	<1.0	<0.5	<2.0	<2.0	<2.0	<0.50	0.71	<0.50	<0.50	NE	NE	NE
1,1-Dichloroethane	<0.5	<0.5	<0.7	<0.5	<1.0	<1.0	<1.0	<0.50	<0.50	<0.50	<0.50	NE	3,000	41,000
1,2-Dichloroethane	<0.5	<0.5	<0.9	<0.5	<1.0	<1.0	<1.0	<0.50	<0.50	<0.50	<0.50	2,970	6.5	68
1,1-Dichloroethene	<0.5	<0.5	<0.6	<1.0	<1.0	<1.0	<1.0	<0.50	<0.50	<0.50	<0.50	96	190	920
1,2-Dichloropropane	<0.5	<0.5	<0.6	<0.5	<1.0	<1.0	<1.0	<0.50	<0.50	<0.50	<0.50	NE	7.4	58
Ethylbenzene	1.3	<0.5	<0.6	<0.5	<2.0	<1.0	<1.0	<0.50	<0.50	<0.50	<0.50	580,000	50,000	50,000
Isopropylbenzene	<0.5	<0.5	<0.4	<0.5	<2.0	<1.0	<1.0	<0.50	<0.50	<0.50	<0.50	NE	NE	NE
p-Isopropyltoluene	<0.5	<0.5	<0.7	<0.5	<2.0	<1.0	<1.0	<0.50	<0.50	<0.50	<0.50	NE	NE	NE
Methyl tert-butyl ether (MTBE)	2.1	1.8	2.4	1.8	1.5	1.1	<1.0	<0.50	<0.50	<0.50	<0.50	NE	50,000	50,000
Naphthalene	1.6	<0.5	1.2	<0.5	<3.0	<6.0	<2.0	<2.0	<2.0	<2.0	<2.0	NE	NE	NE
n-Propylbenzene	<0.5	<0.5	<0.8	<0.5	<2.0	<1.0	<1.0	<1.0	<1.0	<1.0	<1.0	NE	NE	NE
Tetrachloroethene	<0.5	<0.5	<0.4	<0.5	<2.5	<1.0	<1.0	<1.0	<1.0	<1.0	<1.0	88	340	810
Toluene	0.5	<0.5	<0.7	<0.5	<1.0	<1.0	<1.0	<1.0	<1.0	<1.0	<1.0	4,000,000	23,500	50,000
1,2,4-Trichlorobenzene	<0.5	<0.5	<0.7	<0.5	<3.0	<5.0	<1.0	<0.50	<0.50	<0.50	<0.50	NE	NE	NE
1,1,1-Trichloroethane	<0.5	<0.5	<0.9	<0.5	<1.0	<1.0	<1.0	<0.50	<0.50	<0.50	<0.50	62,000	650	16,000
1,1,2-Trichloroethane	<0.5	<0.5	<0.7	<0.5	<1.0	<1.0	<1.0	<0.50	<0.50	<0.50	<0.50	1,260	220	2,900
Trichloroethene	<0.5	<0.5	<1.0	<0.5	<1.0	<1.0	<1.0	<1.0	<1.0	<1.0	<1.0	2,340	27	67
1,2,4-Trimethylbenzene	1.4	<0.5	<0.7	<0.5	<2.0	<1.0	<1.0	<0.50	<0.50	<0.50	<0.50	NE	NE	NE
1,3,5-Trimethylbenzene	<0.5	<0.5	2.0	<0.5	<2.0	<1.0	<1.0	<0.50	<0.50	<0.50	<0.50	NE	NE	NE
Xylenes, total	3.6	<1.0	0.7	<1.0	<4.0	<2.0	<2.0	<2.0	<2.0	<2.0	<2.0	NE	21,300	50,000
Total Metals (mg/l)														
Arsenic	NA	NA	NA	NA	NA	NA	NA	<0.002	<0.002	<0.0020	<0.0020	0.004	NE	NE
Barium	NA	NA	NA	NA	NA	NA	NA	0.180	0.170	0.160	0.150	NE	NE	NE
Silver	NA	NA	NA	NA	NA	NA	NA	<0.0025	<0.0025	<0.0025	<0.0025	0.012	NE	NE
Zinc	NA	NA	NA	NA	NA	NA	NA	<0.05	<0.05	<0.05	<0.05	0.123	NE	NE
SVOCs via EPA 8270 (ug/l)														
Benzo(a)anthracene	NA	NA	NA	NA	NA	NA	NA	<0.050	<0.050	<0.050	<0.050	0.3	NE	NE
Benzo(a)pyrene	NA	NA	NA	NA	NA	NA	NA	<0.10	<0.10	<0.10	<0.10	0.3	NE	NE
Benzo(b)fluoranthene	NA	NA	NA	NA	NA	NA	NA	<0.050	<0.050	<0.050	<0.050	0.3	NE	NE
2-Methylnaphthalene	NA	NA	NA	NA	NA	NA	NA	<1.0	<1.0	<1.0	<1.0	NE	NE	NE
Naphthalene	NA	NA	NA	NA	NA	NA	NA	<1.0	<1.0	<1.0	<1.0	NE	NE	NE
Phenanthrene	NA	NA	NA	NA	NA	NA	NA	<0.050	<0.050	<0.050	<0.050	14	NE	NE

Notes:
NA - Not analyzed for this analyte.
NE - Not Established.
ND - Not Detected.
BRL - Below Laboratory Reporting Limit.
ug/l - micrograms per liter.
mg/l - milligrams per liter.
VOCs - Volatile Organic Compounds.
SVOCs - Semi Volatile Organic Compounds.
EPA - Environmental Protection Agency.
Bold indicates concentration exceeds the Surface Water Protection Criteria, Appendix D to Connecticut Remediation Standards (March 9, 2021).
Underline indicates concentration exceeds the Residential Volatilization Criteria for Substances in Groundwater, Appendix E to Connecticut Remediation Standards (March 9, 2021).
Italics indicates concentration exceeds the Industrial/ Commercial Volatilization Criteria for Soil Vapor, Appendix E to Connecticut Remediation Standards (March 9, 2021).
[D] Dissolved metals concentration
Shading indicates four consecutive quarters of laboratory analytical results below the Remediation Standards indicated on this Table.

MW-9
Groundwater Analytical Results
Former CL&P Area Work Center
1654 King Street
Enfield, Connecticut

Well ID	MW-9																Connecticut Remediation Standards		
Year	2003	2004		2005		2006		2010	2011				2021		2023	2025	Surface Water Protection Criteria	Residential Volatilization Criteria	Industrial/ Commercial Volatilization Criteria
Month	October	April	October	April	October	April	October	October	January	April	July	October	May	August	October	September			
VOCs via EPA 8260 (ug/l)																			
Benzene	<0.5	<0.5	<0.6	<0.5	<1.0	<1.0	<1.0	<0.50	<0.50	<0.50	<0.50	NA	<0.50	<0.50	<1.0	<1.0	710	215	530
Bromodichloromethane	<0.5	<0.5	<0.4	<0.5	<2.0	<1.0	<1.0	<0.50	<0.50	<0.50	<0.50	NA	<0.50	<0.50	<0.4	<0.4	NE	NE	NE
Bromomethane	<1.0	<1.0	<1.2	<1.0	<2.0	<5.0	<2.0	<0.50	<0.50	<0.50	<2.0	NA	<2.0	<2.0	<2.0	<2.0	NE	NE	NE
2-Butanone (MEK)	<5.0	<5.0	<10.0	<5.0	<20.0	<20.0	<20.0	<2.0	<5.0	<5.0	<5.0	NA	<5.0	<5.0	<25.0	<25.0	NE	50,000	50,000
n-Butylbenzene	<0.5	<0.5	<0.7	<0.5	<2.0	<1.0	<1.0	<1.0	<1.0	<1.0	<1.0	NA	<1.0	<1.0	<1.0	<1.0	NE	NE	NE
sec-Butylbenzene	<0.5	<0.5	<0.6	<0.5	<1.0	<1.0	<1.0	<1.0	<1.0	<1.0	<1.0	NA	<1.0	<1.0	<1.0	<1.0	NE	NE	NE
tert-Butylbenzene	<0.5	<0.5	<0.8	<0.5	<2.0	<1.0	<1.0	<1.0	<1.0	<1.0	<1.0	NA	<1.0	<1.0	<1.0	<1.0	NE	NE	NE
Chlorobenzene	<0.5	<0.5	<0.6	<0.5	<1.0	<1.0	<1.0	<0.50	<0.50	<0.50	<0.50	NA	<0.50	<0.50	<1.0	<1.0	420,000	1,800	23,000
Chloroform	<0.5	<0.5	<0.8	<0.5	<2.0	<2.0	<2.0	<0.50	<0.50	<0.50	<0.50	NA	<0.50	<0.50	<1.0	<1.0	14,100	26	62
2-Chlorotoluene	<0.5	<0.5	<0.6	<0.5	<1.0	<1.0	<1.0	<0.50	<0.50	<0.50	<0.50	NA	<0.50	<0.50	<1.0	<1.0	NE	NE	NE
4-Chlorotoluene	<0.5	<0.5	<0.6	<0.5	<2.0	<1.0	<1.0	<0.50	<0.50	<0.50	<0.50	NA	<0.50	<0.50	<1.0	<1.0	NE	NE	NE
1,2-Dichlorobenzene	<0.5	<0.5	<0.8	<0.5	<1.0	<1.0	<1.0	<0.50	<0.50	<0.50	<0.50	NA	<0.50	<0.50	<1.0	<1.0	170,000	5,100	50,000
1,4-Dichlorobenzene	<0.5	<0.5	<0.8	<0.5	<1.0	<1.0	<1.0	<0.50	<0.50	<0.50	<0.50	NA	<0.50	<0.50	<1.0	<1.0	26,000	4,300	50,000
Dichlorodifluoromethane	<0.5	<0.5	<1.0	<0.5	<2.0	<2.0	<2.0	<0.50	<0.50	<0.50	<0.50	NA	<0.50	<0.50	<2.0	<2.0	NE	NE	NE
1,1-Dichloroethane	<0.5	<0.5	<0.7	<0.5	<1.0	<1.0	<1.0	<0.50	<0.50	<0.50	<0.50	NA	<0.50	<0.50	<1.0	<1.0	NE	3,000	41,000
1,2-Dichloroethane	<0.5	<0.5	<0.9	<0.5	<1.0	<1.0	<1.0	<0.50	<0.50	<0.50	<0.50	NA	<0.50	<0.50	<1.0	<1.0	2,970	6.5	68
1,1-Dichloroethene	<0.5	<0.5	<0.6	<1.0	<1.0	<1.0	<1.0	<0.50	<0.50	<0.50	<0.50	NA	<0.50	<0.50	<1.0	<1.0	96	190	920
1,2-Dichloropropane	<0.5	<0.5	<0.6	<0.5	<1.0	<1.0	<1.0	<0.50	<0.50	<0.50	<0.50	NA	<0.50	<0.50	<1.0	<1.0	NE	7.4	58
Ethylbenzene	<0.5	<0.5	<0.6	<0.5	<2.0	<1.0	1.4	<0.50	<0.50	<0.50	<0.50	NA	<0.50	<0.50	<1.0	<1.0	580,000	50,000	50,000
Isopropylbenzene	<0.5	<0.5	<0.4	<0.5	<2.0	<1.0	<1.0	<0.50	<0.50	<0.50	<0.50	NA	<0.50	<0.50	<1.0	<1.0	NE	NE	NE
p-Isopropyltoluene	<0.5	<0.5	<0.7	<0.5	<2.0	<1.0	<1.0	<0.50	<0.50	<0.50	<0.50	NA	<0.50	<0.50	NA	NA	NE	NE	NE
Methyl tert-butyl ether (MTBE)	<0.5	<0.5	<0.8	<0.5	<1.0	<1.0	<1.0	<0.50	<0.50	<0.50	<0.50	NA	<0.50	<0.50	<1.0	<1.0	NE	50,000	50,000
Naphthalene	5.5	<0.5	<1.0	4.2	<3.0	<6.0	<2.0	<2.0	<2.0	<2.0	<2.0	NA	<2.0	<2.0	<1.0	<1.0	NE	NE	NE
n-Propylbenzene	<0.5	<0.5	<0.8	<0.5	<2.0	<1.0	<1.0	<1.0	<1.0	<1.0	<1.0	NA	<1.0	<1.0	<1.0	<1.0	NE	NE	NE
Tetrachloroethene	<0.5	<0.5	<0.4	<0.5	<2.5	<1.0	<1.0	<1.0	<1.0	<1.0	<1.0	NA	<1.0	<1.0	<1.0	<1.0	88	340	810
Toluene	<0.5	<0.5	<0.7	<0.5	<1.0	<1.0	<1.0	<1.0	<1.0	<1.0	<1.0	NA	<1.0	<1.0	<1.0	<1.0	4,000,000	23,500	50,000
1,2,4-Trichlorobenzene	<0.5	<0.5	<0.7	<0.5	<3.0	<5.0	<1.0	<0.50	<0.50	<0.50	<0.50	NA	<0.50	<0.50	<1.0	<1.0	NE	NE	NE
1,1,1-Trichloroethane	<0.5	<0.5	<0.9	<0.5	<1.0	<1.0	<1.0	<0.50	<0.50	<0.50	<0.50	NA	<0.50	<0.50	<1.0	<1.0	62,000	650	16,000
1,1,2-Trichloroethane	<0.5	<0.5	<0.7	<0.5	<1.0	<1.0	<1.0	<0.50	<0.50	<0.50	<0.50	NA	<0.50	<0.50	<1.0	<1.0	1,260	220	2,900
Trichloroethene	<0.5	<0.5	<1.0	<0.5	<1.0	<1.0	<1.0	<1.0	<1.0	<1.0	<1.0	NA	<1.0	<1.0	<1.0	<1.0	2,340	27	67
1,2,4-Trimethylbenzene	0.6	<0.5	<0.7	0.8	<2.0	<1.0	1.0	<0.50	<0.50	<0.50	<0.50	NA	<0.50	<0.50	<1.0	<1.0	NE	NE	NE
1,3,5-Trimethylbenzene	<0.5	<0.5	<1.0	<0.5	<2.0	<1.0	<1.0	<0.50	<0.50	<0.50	<0.50	NA	<0.50	<0.50	<1.0	<1.0	NE	NE	NE
Xylenes, total	<1.0	<1.0	<1.3	<1.0	<4.0	<2.0	3.0	<2.0	<2.0	<2.0	<2.0	NA	<2.0	<2.0	<2.0	<2.0	NE	21,300	50,000
Total Metals (mg/l)																			
Arsenic	NA	NA	NA	NA	NA	NA	NA	<0.002	<0.002	<0.0020	<0.002	NA	<0.0008	<0.0008	<0.0025	<0.0025	0.004	NE	NE
Barium	NA	NA	NA	NA	NA	NA	NA	0.330	0.190	0.290	0.250	NA	0.400	0.410	0.363	0.386	NE	NE	NE
Cadmium	NA	NA	NA	NA	NA	NA	NA	<0.00025	<0.00025	<0.00025	<0.00025	<0.00025	<0.00020	0.000063	<0.0025	<0.0025	0.006	NE	NE
Chromium	NA	NA	NA	NA	NA	NA	NA	ND	ND	ND	ND	NA	0.001	0.0021	<0.01	<0.01	0.11	NE	NE
Copper	NA	NA	NA	NA	NA	NA	NA	ND	ND	ND	ND	NA	0.0014	0.0029	<0.01	<0.01	0.048	NE	NE
Silver	NA	NA	NA	NA	NA	NA	NA	<0.0025	<0.0025	<0.0025	<0.0025	NA	<0.0002	<0.0002	<0.005	<0.005	0.012	NE	NE
Zinc	NA	NA	NA	NA	NA	NA	NA	<0.05	<0.050	<0.050	<0.050	NA	0.010	<0.010	<0.025	0.0446	0.123	NE	NE
SVOCs via EPA 8270 (ug/l)																			
Benzo(a)anthracene	NA	NA	NA	NA	NA	NA	NA	<0.050	<0.050	<0.050	<0.050	NA	**<4.9**	<0.049	<0.05	<0.05	0.3	NE	NE
Benzo(a)pyrene	NA	NA	NA	NA	NA	NA	NA	<0.10	<0.10	<0.10	<0.10	NA	**<4.9**	<0.097	<0.05	<0.05	0.3	NE	NE
Benzo(b)fluoranthene	NA	NA	NA	NA	NA	NA	NA	<0.050	<0.050	<0.050	<0.050	NA	**<4.9**	<0.049	<0.05	<0.05	0.3	NE	NE
2-Methylnaphthalene	NA	NA	NA	NA	NA	NA	NA	<1.0	<1.0	<1.0	<1.0	NA	<4.9	<0.97	<0.19	<0.19	NE	NE	NE
Naphthalene	NA	NA	NA	NA	NA	NA	NA	<1.0	<1.0	<1.0	<1.0	NA	<4.9	<0.97	<0.19	<0.19	NE	NE	NE
Phenanthrene	NA	NA	NA	NA	NA	NA	NA	<0.050	<0.050	<0.050	<0.050	NA	<4.9	<0.049	<0.05	0.09	14	NE	NE

Notes:
NA - Not analyzed for this analyte.
NE - Not Established.
ND - Not Detected.
BRL - Below Laboratory Reporting Limit.
ug/l - micrograms per liter.
mg/l - milligrams per liter.
VOCs - Volatile Organic Compounds.
SVOCs - Semi Volatile Organic Compounds.
EPA - Environmental Protection Agency.
Bold indicates concentration exceeds the Surface Water Protection Criteria, Appendix D to Connecticut Remediation Standards (March 9, 2021).
Underline indicates concentration exceeds the Residential Volatilization Criteria for Substances in Groundwater, Appendix E to Connecticut Remediation Standards (March 9, 2021).
Italics indicates concentration exceeds the Industrial/ Commercial Volatilization Criteria for Soil Vapor, Appendix E to Connecticut Remediation Standards (March 9, 2021).
[D] Dissolved metals concentration
Shading indicates four consecutive quarters of laboratory analytical results below the Remediation Standards indicated on this Table.

MW-10
Groundwater Analytical Results
Former CL&P Area Work Center
1654 King Street
Enfield, Connecticut

Well ID	MW-10																									Connecticut Remediation Standards		
Year	2003	2004		2005		2006		2007			2008			2009				2010				2011				2012	Surface Water Protection Criteria	Residential Volatilization Criteria	Industrial/ Commercial Volatilization Criteria
Month	October	April	October	April	October	April	October	April	July	October	April	July	October	January	April	July	October	January	April	July	October	January	April	July	October	January			
VOCs via EPA 8260 (ug/l)																													
Benzene	<0.5	<0.5	<0.6	<0.5	<1.0	<1.0	<1.0	1.2	<1.0	<20.0	<20.0	<0.5	<0.5	<0.5	<0.5	<0.50	<0.50	<0.50	<0.50	<0.50	<0.50	<0.50	<0.50	<0.50	<0.50	NA	NA	710	215	530
Bromodichloromethane	<0.5	<0.5	<0.4	<0.5	<2.0	<1.0	<1.0	<1.0	<1.0	<20.0	<20.0	<0.5	<0.5	<0.5	<0.5	<0.50	<0.50	<5.0	<0.50	<0.50	<0.50	<0.50	<0.50	<0.50	NA	NA	NE	NE	NE
Bromomethane	<1.0	<1.0	<1.2	<1.0	<2.0	<5.0	<2.0	<2.0	<2.0	<40.0	<100	<1.0	<2.0	<1.0	<6.0	<5.0	<5.0	<0.50	<0.50	<1.0	<0.50	<0.50	<0.50	<1.0	NA	NA	NE	NE	NE
2-Butanone (MEK)	<5.0	<5.0	<10.0	<5.0	<20.0	<20.0	<20.0	<20.0	<20.0	<400	<400	<2.0	<2.0	<2.0	<2.0	<2.0	<2.0	<2.0	4.5	<2.0	8.1	<5.0	<5.0	5.3	NA	NA	NE	50,000	50,000
n-Butylbenzene	<0.5	<0.5	<0.7	2.9	15.6	<1.0	1.8	3.2	<1.0	25	26.8	<1.0	<0.5	<0.5	<0.5	<1.0	<1.0	<1.0	4.0	<1.0	8.3	<1.0	15.0	<2.0	NA	NA	NE	NE	NE
sec-Butylbenzene	<0.5	<0.5	<0.6	<0.5	6.3	<1.0	1.5	<1.0	<1.0	<20.0	<20.0	<0.5	<0.5	<0.5	<0.5	<1.0	<1.0	<1.0	1.1	<1.0	3.2	<1.0	3.9	<1.0	NA	NA	NE	NE	NE
tert-Butylbenzene	<0.5	<0.5	<0.8	1.5	3.4	<1.0	<1.0	<1.0	<1.0	<20.0	<20.0	<0.5	<0.5	<0.5	<0.5	<1.0	<1.0	<1.0	<1.0	<1.0	1.8	<1.0	2.5	<1.0	NA	NA	NE	NE	NE
Chlorobenzene	<0.5	<0.5	<0.6	<0.5	<1.0	<1.0	<1.0	<1.0	<1.0	<20.0	<20.0	<0.5	<0.5	<0.5	<0.5	<0.50	<0.50	<0.50	<0.50	<0.50	<0.50	<0.50	<0.50	<0.50	NA	NA	420,000	1,800	23,000
Chloroform	<0.5	<0.5	<0.8	0.6	8.7	<2.0	<2.0	<2.0	<2.0	<40.0	<40.0	<0.5	<0.5	<0.5	<0.5	<0.50	<0.50	<0.50	0.88	<0.50	2.4	<0.50	<0.50	0.5	NA	NA	14,100	26	62
2-Chlorotoluene	<0.5	<0.5	<0.6	<0.5	<1.0	<1.0	<1.0	<1.0	<1.0	<20.0	<20.0	<0.5	<0.5	<0.5	<0.5	<0.50	<0.50	<0.50	<0.50	<0.50	<0.50	<0.50	<0.50	<0.50	NA	NA	NE	NE	NE
4-Chlorotoluene	<0.5	<0.5	<0.6	<0.5	<2.0	<1.0	<1.0	<1.0	<1.0	<20.0	<20.0	<0.5	<0.5	<0.5	<0.5	<0.50	<0.50	<0.50	<0.50	<0.50	<0.50	<1.0	<1.0	<0.50	NA	NA	NE	NE	NE
1,2-Dichlorobenzene	<0.5	<0.5	<0.8	<0.5	<1.0	<1.0	<1.0	<1.0	<1.0	<20.0	<20.0	<0.5	<0.5	<0.5	<0.5	<0.50	<0.50	<0.50	<0.50	<0.50	<0.50	<1.0	<1.0	<0.50	NA	NA	170,000	5,100	50,000
1,4-Dichlorobenzene	<0.5	<0.5	<0.8	<0.5	<1.0	<1.0	<1.0	<1.0	<1.0	<20.0	<20.0	<0.5	<0.5	<0.5	<0.5	<0.50	<0.50	<0.50	<0.50	<0.50	<0.50	<0.50	<0.50	<0.50	NA	NA	26,000	1,400	3,400
Dichlorodifluoromethane	<0.5	<0.5	<1.0	<0.5	<2.0	<2.0	<2.0	<2.0	<2.0	<40.0	<40.0	<0.5	<0.5	<0.5	<0.5	<0.50	<0.50	<0.50	<0.50	<0.50	<0.50	<0.50	<0.50	<0.50	NA	NA	NE	NE	NE
1,1-Dichloroethane	<0.5	<0.5	<0.7	<0.5	<1.0	<1.0	<1.0	<1.0	<1.0	<20.0	<20.0	<0.5	<0.5	<0.5	<0.5	<0.50	<0.50	<0.50	<0.50	<0.50	<0.50	<0.50	<0.50	<0.50	NA	NA	NE	3,000	41,000
1,2-Dichloroethane	<0.5	<0.5	<0.9	<0.5	<1.0	<1.0	<1.0	<1.0	<1.0	<20.0	<20.0	<0.5	<0.5	<0.5	<0.5	<0.50	<0.50	<0.50	<0.50	<0.50	<0.50	<0.50	<0.50	<0.50	NA	NA	2,970	6.5	68
1,1-Dichloroethene	<0.5	<0.5	<0.6	<1.0	<1.0	<1.0	<1.0	<1.0	<1.0	<20.0	<20.0	<0.5	<0.5	<0.5	<0.5	<0.50	<0.50	<0.50	<0.50	<0.50	<0.50	<0.50	<0.50	<0.50	NA	NA	96	190	920
cis-1,2-Dichloroethylene	<0.5	<0.5	<0.5	<0.5	1.4	<1.0	<1.0	<1.0	<1.0	<20.0	<20.0	<0.5	<0.5	<0.5	<0.5	<0.50	<0.50	<0.50	<0.50	<0.50	<0.50	<0.50	<0.50	<0.50	NA	NA	NE	NE	NE
1,2-Dichloropropane	<0.5	<0.5	<0.6	<0.5	<1.0	<1.0	<1.0	<1.0	<1.0	<20.0	<20.0	<0.5	<0.5	<0.5	<0.5	<0.50	<0.50	<0.50	<0.50	<0.50	<0.50	<0.50	<0.50	<0.50	NA	NA	NE	7.4	58
Ethylbenzene	<0.5	1.1	<0.6	8.8	242	<1.0	<1.0	74.8	<1.0	395	378	0.5	<0.5	<0.5	<0.5	<0.50	0.89	<0.50	120	<0.50	220	<0.50	<0.50	<0.50	NA	NA	580,000	50,000	50,000
Isopropylbenzene	<0.5	<0.5	<0.4	<0.5	45.5	<1.0	5.7	4.7	<1.0	47.6	64.8	<0.5	<0.5	<0.5	<0.5	<0.50	<0.50	<0.50	13	<0.50	29	<1.0	39	4.5	NA	NA	NE	NE	NE
p-Isopropyltoluene	<0.5	<0.5	<0.7	<0.5	3.1	<1.0	<1.0	<1.0	<1.0	<20.0	<20.0	<0.5	<0.5	<0.5	<0.5	<0.50	<0.50	<0.50	0.74	<0.50	1.0	<0.50	2.5	<0.50	NA	NA	NE	NE	NE
Methyl tert-butyl ether (MTBE)	0.6	<0.5	<0.8	<0.5	<1.0	<1.0	<1.0	<1.0	<1.0	<20.0	<20.0	<0.5	<0.5	<0.5	<0.5	<0.50	<0.50	<0.50	<0.50	<0.50	<0.50	<0.50	<0.50	<0.50	NA	NA	NE	50,000	50,000
Naphthalene	5.2	1.9	<1.0	14.0	286	<6.0	66.9	38.9	<2.0	189	282	<5.0	1.3	<2.0	<2.0	4.3	20	2.2	27	<2.0	130	<2.0	210	23	NA	NA	NE	NE	NE
n-Propylbenzene	<0.5	<0.5	<0.8	0.6	64.5	<1.0	1.1	5.0	<1.0	101	<20.0	<0.5	<0.5	<0.5	<0.5	<1.0	<1.0	<1.0	20	<1.0	47	<1.0	72	1	NA	NA	NE	NE	NE
Tetrachloroethene	1.4	<0.5	1.6	0.6	2.6	<1.0	<1.0	<1.0	1.1	<20.0	<20.0	0.6	1.1	0.7	0.7	<1.0	1.0	<1.0	<1.0	<1.0	<1.0	<1.0	<1.0	<1.0	NA	NA	88	340	810
Toluene	<0.5	<0.5	<0.7	<0.5	1.5	<1.0	<1.0	1.8	<1.0	<20.0	<20.0	<0.5	<0.5	<0.5	<0.5	<1.0	<1.0	<1.0	<1.0	<1.0	<1.0	<1.0	<1.0	<1.0	NA	NA	4,000,000	23,500	50,000
1,2,4-Trichlorobenzene	<0.5	<0.5	<0.7	<0.5	<3.0	<5.0	<1.0	<1.0	<1.0	<20.0	<20.0	<0.5	<0.5	<0.5	<2.0	<0.50	<0.50	<0.50	<0.50	<0.50	<0.50	<0.50	<0.50	<2.0	NA	NA	NE	NE	NE
1,1,1-Trichloroethane	<0.5	<0.5	<0.9	<0.5	<1.0	<1.0	<1.0	<1.0	<1.0	<20.0	<20.0	<0.5	<0.5	<0.5	<0.5	<0.50	<0.50	<0.50	<0.50	<0.50	<0.50	<1.0	<1.0	<0.50	NA	NA	62,000	650	16,000
1,1,2-Trichloroethane	<0.5	<0.5	<0.7	<0.5	<1.0	<1.0	<1.0	<1.0	<1.0	<20.0	<20.0	<0.5	<0.5	<0.5	<0.5	<0.50	<0.50	<0.50	<0.50	<0.50	<0.50	<0.50	<0.50	<0.50	NA	NA	1,260	220	2,900
Trichloroethene	<0.5	<0.5	<1.0	<0.5	<1.0	<1.0	<1.0	<1.0	<1.0	<20.0	<20.0	<0.5	<0.5	<0.5	<0.5	<1.0	<1.0	<1.0	<1.0	<1.0	<1.0	<1.0	<1.0	<1.0	NA	NA	2,340	27	67
1,2,4-Trimethylbenzene	0.5	8.3	0.8	22.1	763	<1.0	1.0	207	<1.0	848	906	0.6	<0.5	<0.5	<0.5	0.78	<0.50	<0.50	180	1.6	330	<0.50	480	4	NA	NA	NE	NE	NE
1,3,5-Trimethylbenzene	<0.5	4.6	1.8	31.8	66.4	<1.0	<1.0	59.1	<1.0	236	212	<0.5	<0.5	<0.5	<0.5	<0.50	<0.50	<0.50	43	<0.50	74	<2.0	150	1.2	NA	NA	NE	NE	NE
Xylenes, total	<1.0	11.3	2.4	126.5	401.9	<2.0	8.5	362.7	<2.0	629	856	<1.0	<1.0	<1.0	<1.0	<2.0	<2.0	<2.0	277	<2.0	304	<2.0	506	1.1	NA	NA	NE	21,300	50,000
Total Metals (mg/l)																													
Arsenic	NA	NA	NA	NA	NA	NA	NA	NA	NA	NA	**<0.005**	**<0.01**	**0.01**	**<0.010**	**<0.010**	**<0.010**	**0.012**	**<0.010**	<0.004	<0.002	**0.0072**	<0.0020	0.0032	<0.002	<0.002	<0.002	0.004	NE	NE
Barium	NA	NA	NA	NA	NA	NA	NA	NA	NA	NA	0.449	0.146	0.124	0.107	0.104	0.15	0.20	0.16	0.17	0.19	0.560	0.200	0.440	0.140	0.170	0.130	NE	NE	NE
Silver	NA	NA	NA	NA	NA	NA	NA	NA	NA	NA	<0.005	0.012	<0.005	<0.005	<0.005	<0.0050	<0.0050	<0.0050	<0.0050	<0.0025	<0.0025	<0.0025	<0.0025	<0.0025	<0.0025	<0.0025	0.012	NE	NE
Zinc	NA	NA	NA	NA	NA	NA	NA	NA	NA	NA	NA	NA	NA	NA	NA	NA	NA	NA	NA	0.061	<0.05	<0.050	<0.050	<0.050	<0.050	<0.050	0.123	NE	NE

Notes:
NA - Not analyzed for this analyte.
NE - Not Established.
ND - Not Detected.
BRL - Below Laboratory Reporting Limit.
ug/l - micrograms per liter.
mg/l - milligrams per liter.
VOCs - Volatile Organic Compounds.
SVOCs - Semi Volatile Organic Compounds.
EPA - Environmental Protection Agency.
Bold indicates concentration exceeds the Surface Water Protection Criteria, Appendix D to Connecticut Remediation Standards (March 9, 2021).
Underline indicates concentration exceeds the Residential Volatilization Criteria for Substances in Groundwater, Appendix E to Connecticut Remediation Standards (March 9, 2021).
Italics indicates concentration exceeds the Industrial/ Commercial Volatilization Criteria for Soil Vapor, Appendix E to Connecticut Remediation Standards (March 9, 2021).
[D] Dissolved metals concentration
Acetone was detected in MW-10 at 11 ug/L during the July 2011 sampling event
Shading indicates four consecutive quarters of laboratory analytical results below the Remediation Standards indicated on this Table.

MW-11
Groundwater Analytical Results
Former CL&P Area Work Center
1654 King Street
Enfield, Connecticut

Well ID	MW-11																									Connecticut Remediation Standards		
Year	2003	2004		2005		2006		2007			2008			2009				2010				2011				2012	Surface Water Protection Criteria	Residential Volatilization Criteria	Industrial/ Commercial Volatilization Criteria
Month	October	April	October	April	October	April	October	April	July	October	April	July	October	January	April	July	October	January	April	July	October	January	April	July	October	January			
VOCs via EPA 8260 (ug/l)																													
Benzene	<0.5	<0.5	<0.6	<0.5	<1.0	<1.0	<1.0	<1.0	<1.0	<1.0	<1.0	<0.5	<0.5	<0.5	<0.5	<0.50	<0.50	<0.50	<0.50	<0.50	<0.50	<0.50	<0.50	NA	NA	NA	NA	710	215	530
Bromodichloromethane	<0.5	<0.5	<0.4	<0.5	<2.0	<1.0	<1.0	<1.0	<1.0	<1.0	<1.0	<0.5	<0.5	<0.5	<0.5	<0.50	<0.50	<0.50	<0.50	<5.0	<0.50	<0.50	<0.50	<0.50	NA	NA	NA	NA	NE	NE	NE
Bromomethane	<1.0	<1.0	<1.2	<1.0	<2.0	<5.0	<2.0	<2.0	<2.0	<2.0	<5.0	<1.0	<2.0	<1.0	<6.0	<5.0	<5.0	<0.50	<0.50	<0.50	<0.50	<0.50	NA	NA	NA	NA	NE	NE	NE
2-Butanone (MEK)	<5.0	<5.0	<10.0	<5.0	<20.0	<20.0	<20.0	<20.0	<20.0	<20.0	<20.0	<2.0	<2.0	<2.0	<2.0	<2.0	<2.0	<2.0	<2.0	<2.0	<2.0	<5.0	NA	NA	NA	NA	NE	50,000	50,000
n-Butylbenzene	<0.5	<0.5	<0.7	<0.5	<2.0	<1.0	<1.0	<1.0	<1.0	<1.0	<1.0	<1.0	<0.5	<0.5	<0.5	<1.0	<1.0	<1.0	<1.0	<1.0	<1.0	<1.0	NA	NA	NA	NA	NE	NE	NE
sec-Butylbenzene	<0.5	<0.5	<0.6	<0.5	<1.0	<1.0	<1.0	<1.0	<1.0	<1.0	<1.0	<0.5	<0.5	<0.5	<0.5	<1.0	<1.0	<1.0	<1.0	<1.0	<1.0	<1.0	NA	NA	NA	NA	NE	NE	NE
tert-Butylbenzene	<0.5	<0.5	<0.8	<0.5	<2.0	<1.0	<1.0	<1.0	<1.0	<1.0	<1.0	<0.5	<0.5	<0.5	<0.5	<1.0	<1.0	<1.0	<1.0	<1.0	<1.0	<1.0	NA	NA	NA	NA	NE	NE	NE
Chlorobenzene	<0.5	<0.5	<0.6	<0.5	<1.0	<1.0	<1.0	<1.0	<1.0	<1.0	<1.0	<0.5	<0.5	<0.5	<0.5	<0.50	<0.50	<1.0	<1.0	<1.0	<0.50	<0.50	NA	NA	NA	NA	420,000	1,800	23,000
Chloroform	<0.5	<0.5	<0.8	<0.5	<2.0	<2.0	<2.0	<2.0	<2.0	<2.0	<2.0	<0.5	<0.5	<0.5	<0.5	<0.50	<0.50	<0.50	<0.50	<0.50	<0.50	<0.50	NA	NA	NA	NA	14,100	26	62
2-Chlorotoluene	<0.5	<0.5	<0.6	<0.5	<1.0	<1.0	<1.0	<1.0	<1.0	<1.0	<1.0	<0.5	<0.5	<0.5	<0.5	<0.50	<0.50	<0.50	<0.50	<0.50	<0.50	<0.50	NA	NA	NA	NA	NE	NE	NE
4-Chlorotoluene	<0.5	<0.5	<0.6	<0.5	<2.0	<1.0	<1.0	<1.0	<1.0	<1.0	<1.0	<0.5	<0.5	<0.5	<0.5	<0.50	<0.50	<0.50	<0.50	<0.50	<0.50	<0.50	NA	NA	NA	NA	NE	NE	NE
1,2-Dichlorobenzene	<0.5	<0.5	<0.8	<0.5	<1.0	<1.0	<1.0	<1.0	<1.0	<1.0	<1.0	<0.5	<0.5	<0.5	<0.5	<0.50	<0.50	<0.50	<0.50	<0.50	<0.50	<0.50	NA	NA	NA	NA	170,000	5,100	50,000
1,4-Dichlorobenzene	<0.5	<0.5	<0.8	<0.5	<1.0	<1.0	<1.0	<1.0	<1.0	<1.0	<1.0	<0.5	<0.5	<0.5	<0.5	<0.50	<0.50	<0.50	<0.50	<0.50	<0.50	<0.50	NA	NA	NA	NA	26,000	4,300	50,000
Dichlorodifluoromethane	<0.5	<0.5	<1.0	<0.5	<2.0	<2.0	<2.0	<2.0	<2.0	<2.0	<2.0	<0.5	<0.5	<0.5	<0.5	<0.50	<0.50	<0.50	<0.50	<0.50	<0.50	<0.50	NA	NA	NA	NA	NE	NE	NE
1,1-Dichloroethane	<0.5	<0.5	<0.7	<0.5	<1.0	<1.0	<1.0	<1.0	<1.0	<1.0	<1.0	<0.5	<0.5	<0.5	<0.5	<0.50	<0.50	<0.50	<0.50	<0.50	<0.50	<0.50	NA	NA	NA	NA	NE	3,000	41,000
1,2-Dichloroethane	<0.5	<0.5	<0.9	<0.5	<1.0	<1.0	<1.0	<1.0	<1.0	<1.0	<1.0	<0.5	<0.5	<0.5	<0.5	<0.50	<0.50	<0.50	<0.50	<0.50	<0.50	<0.50	NA	NA	NA	NA	2,970	6.5	68
1,1-Dichloroethene	<0.5	<0.5	<0.6	<1.0	<1.0	<1.0	<1.0	<1.0	<1.0	<1.0	<1.0	<0.5	<0.5	<0.5	<0.5	<0.50	<0.50	<0.50	<0.50	<0.50	<0.50	<0.50	NA	NA	NA	NA	96	190	920
1,2-Dichloropropane	<0.5	<0.5	<0.6	<0.5	<1.0	<1.0	<1.0	<1.0	<1.0	<1.0	<1.0	<0.5	<0.5	<0.5	<0.5	<0.50	<0.50	<0.50	<0.50	<0.50	<0.50	<0.50	NA	NA	NA	NA	NE	7.4	58
Ethylbenzene	<0.5	<0.5	<0.6	<0.5	<2.0	<1.0	<1.0	<1.0	<1.0	<1.0	<1.0	2.0	<0.5	<0.5	<0.5	<0.50	0.53	<0.50	<0.50	<0.50	<0.50	<0.50	NA	NA	NA	NA	580,000	50,000	50,000
Isopropylbenzene	<0.5	<0.5	<0.4	<0.5	<2.0	<1.0	<1.0	<1.0	<1.0	<1.0	<1.0	<0.5	<0.5	<0.5	<0.5	<0.50	<0.50	<0.50	<0.50	<0.50	<0.50	<0.50	NA	NA	NA	NA	NE	NE	NE
p-Isopropyltoluene	<0.5	<0.5	<0.7	<0.5	<2.0	<1.0	<1.0	<1.0	<1.0	<1.0	<1.0	<0.5	<0.5	<0.5	<0.5	<0.50	<0.50	<0.50	<0.50	<0.50	<0.50	<0.50	NA	NA	NA	NA	NE	NE	NE
Methyl tert-butyl ether (MTBE)	<0.5	<0.5	<0.8	<0.5	<1.0	<1.0	<1.0	<1.0	<1.0	<1.0	<1.0	<0.5	<0.5	<0.5	<0.5	<0.50	<0.50	<0.50	<0.50	<0.50	<0.50	<0.50	NA	NA	NA	NA	NE	50,000	50,000
Naphthalene	0.6	<0.5	<1.0	<0.5	<3.0	<6.0	<2.0	3.3	<2.0	<2.0	3.9	<5.0	<1.0	3.2	<2.0	<3.0	12	<2.0	<2.0	<2.0	<2.0	<2.0	NA	NA	NA	NA	NE	NE	NE
n-Propylbenzene	<0.5	<0.5	<0.8	<0.5	<2.0	<1.0	<1.0	<1.0	<1.0	<1.0	<1.0	<0.5	<0.5	<0.5	<0.5	<1.0	<1.0	<1.0	<1.0	<1.0	<1.0	<1.0	NA	NA	NA	NA	NE	NE	NE
Tetrachloroethene	5.2	3.0	5.7	4.2	8.9	3.4	5.6	3.4	2.6	5.6	11.3	3.6	3.8	3.5	2.4	4.0	2.5	2.4	2.5	2.0	1.6	2.2	NA	NA	NA	NA	88	340	810
Toluene	<0.5	<0.5	<0.7	<0.5	<1.0	<1.0	<1.0	<1.0	<1.0	<1.0	<1.0	<0.5	<0.5	<0.5	<0.5	<1.0	<1.0	<1.0	<1.0	<1.0	<1.0	<1.0	NA	NA	NA	NA	4,000,000	23,500	50,000
1,2,4-Trichlorobenzene	<0.5	<0.5	<0.7	<0.5	<3.0	<5.0	<1.0	<1.0	<1.0	<1.0	<1.0	<0.5	<0.5	<0.5	<2.0	<0.50	<0.50	<0.50	<0.50	<0.50	<0.50	<0.50	NA	NA	NA	NA	NE	NE	NE
1,1,1-Trichloroethane	0.7	<0.5	<0.9	<0.5	1.9	<1.0	<1.0	<1.0	<1.0	<1.0	<1.0	<0.5	<0.5	<0.5	<0.5	<0.50	<0.50	<0.50	<0.50	<0.50	<0.50	1.3	NA	NA	NA	NA	62,000	650	16,000
1,1,2-Trichloroethane	<0.5	<0.5	<0.7	<0.5	<1.0	<1.0	<1.0	<1.0	<1.0	<1.0	<1.0	<0.5	<0.5	<0.5	<0.5	<0.50	<0.50	<0.50	<0.50	<0.50	<0.50	<0.50	NA	NA	NA	NA	1,260	220	2,900
Trichloroethene	<0.5	<0.5	<1.0	<0.5	<1.0	<1.0	<1.0	<1.0	<1.0	<1.0	<1.0	<0.5	<0.5	<0.5	<0.5	<1.0	<1.0	<1.0	<1.0	<1.0	<1.0	<1.0	NA	NA	NA	NA	2,340	27	67
1,2,4-Trimethylbenzene	<0.5	<0.5	<0.7	<0.5	<2.0	<1.0	<1.0	<1.0	<1.0	<1.0	<1.0	2.9	<0.5	<0.5	<0.5	<0.50	<0.50	<0.50	<0.50	<0.50	<0.50	<0.50	NA	NA	NA	NA	NE	NE	NE
1,3,5-Trimethylbenzene	<0.5	<0.5	1.7	<0.5	<2.0	<1.0	<1.0	<1.0	<1.0	<1.0	<1.0	<0.5	<0.5	<0.5	<0.5	<0.50	<0.50	<0.50	<0.50	<0.50	<0.50	<0.50	NA	NA	NA	NA	NE	NE	NE
Xylenes, total	<1.0	<1.0	<1.3	<1.0	<4.0	<2.0	<2.0	<2.0	<2.0	<2.0	<2.0	5.4	<1.0	<1.0	<1.0	<2.0	<2.0	<2.0	<2.0	<2.0	<2.0	<2.0	NA	NA	NA	NA	NE	21,300	50,000
Total Metals (mg/l)																													
Antimony	NA	NA	NA	NA	NA	NA	NA	NA	NA	NA	NA	NA	NA	NA	NA	NA	NA	NA	NA	5.8	NA	0.0054	0.0098	0.0100	0.0058	86	NE	NE
Arsenic	NA	NA	NA	NA	NA	NA	NA	NA	NA	NA	NA	NA	NA	NA	NA	NA	NA	NA	NA	<0.002	NA	<0.002	<0.002	<0.002	<0.002	0.004	NE	NE
Barium	NA	NA	NA	NA	NA	NA	NA	NA	NA	NA	NA	NA	NA	NA	NA	NA	NA	NA	NA	0.170	NA	0.120	0.170	0.180	0.170	NE	NE	NE
Silver	NA	NA	NA	NA	NA	NA	NA	NA	NA	NA	NA	NA	NA	NA	NA	NA	NA	NA	NA	<0.0025	NA	<0.0025	<0.0025	<0.0025	<0.0005	0.012	NE	NE
Zinc	NA	NA	NA	NA	NA	NA	NA	NA	NA	NA	NA	NA	NA	NA	NA	NA	NA	NA	NA	<0.05	NA	<0.050	<0.050	<0.050	<0.050	0.123	NE	NE

Notes:
NA - Not analyzed for this analyte.
NE - Not Established.
ND - Not Detected.
BRL - Below Laboratory Reporting Limit.
ug/l - micrograms per liter.
mg/l - milligrams per liter.
VOCs - Volatile Organic Compounds.
SVOCs - Semi Volatile Organic Compounds.
EPA - Environmental Protection Agency.
Bold indicates concentration exceeds the Surface Water Protection Criteria, Appendix D to Connecticut Remediation Standards (March 9, 2021).
Underline indicates concentration exceeds the Residential Volatilization Criteria for Substances in Groundwater, Appendix E to Connecticut Remediation Standards (March 9, 2021).
Italics indicates concentration exceeds the Industrial/ Commercial Volatilization Criteria for Soil Vapor, Appendix E to Connecticut Remediation Standards (March 9, 2021).
[D] Dissolved metals concentration
Shading indicates four consecutive quarters of laboratory analytical results below the Remediation Standards indicated on this Table.

MW-12
Groundwater Analytical Results
Former CL&P Area Work Center
1654 King Street
Enfield, Connecticut

Well ID	MW-12																														Connecticut Remediation Standards		
Year	2003	2004		2005		2006	2007		2008			2009				2010			2011				2012	2014	2015	2016	2017	2019	2021		2023	2025	Surface Water Protection Criteria	Residential Volatilization Criteria	Industrial/ Commercial Volatilization Criteria
Month	October	April	October	April	October	October	April	October	April	July	October	January	April	July	October	April	July	October	January	April	July	October	January	April	May	May	June	July	May	August	October	September			
VOCs via EPA 8260 (ug/l)																																			
Acetone	NA	NA	NA	NA	NA	NA	ND	ND	ND	ND	42.7	<7.0	21.2	<5.0	<5.0	<5.0	<10	<5.0	<5.0	NA	NA	NA	NA	<5.0	73	<10	<10	<10	NA	NA	<25.0	<10.0	NE	50,000	50,000
Benzene	<0.5	<0.5	<0.6	<0.5	<1.0	<1.0	<1.0	<1.0	<1.0	<0.5	<0.5	<0.5	<0.5	<0.50	<0.50	<0.50	<0.50	<0.50	<0.50	NA	NA	NA	NA	<0.50	<0.50	<0.50	<0.50	<0.50	<2.0	NA	NA	<1.0	<1.0	710	215	530
Bromodichloromethane	<0.5	<0.5	<0.4	<0.5	<2.0	<1.0	<1.0	<1.0	<1.0	<0.5	<0.5	<0.5	<0.5	<0.50	<0.50	<0.50	<0.50	<0.50	<0.50	NA	NA	NA	NA	<0.50	<0.50	<0.50	<0.50	<0.50	<0.50	NA	NA	<0.4	<0.4	NE	NE	NE
Bromomethane	<1.0	<1.0	<1.2	<1.0	<2.0	<2.0	<2.0	<2.0	<5.0	<1.0	<2.0	<1.0	<6.0	<5.0	<5.0	<0.50	<0.50	<0.50	<0.50	NA	NA	NA	NA	<1.0	<1.0	<2.0	<2.0	<2.0	<2.0	NA	NA	<2.0	<2.0	NE	NE	NE
2-Butanone (MEK)	<5.0	<5.0	<10.0	<5.0	<20.0	<20.0	<20.0	<20.0	<20.0	<2.0	<2.0	<2.0	<2.0	<2.0	<2.0	<2.0	<2.0	<2.0	<5.0	NA	NA	NA	NA	<5.0	<5.0	<10	<10	<5.0	NA	NA	<25.0	<25.0	NE	50,000	50,000
n-Butylbenzene	0.8	<0.5	<0.7	<0.5	<2.0	<1.0	2.2	2.2	<1.0	1.6	0.9	<0.5	<0.5	<1.0	<1.0	<1.0	<1.0	<1.0	<1.0	NA	NA	NA	NA	1.1	2.8	<1.0	<1.0	<1.0	NA	NA	<1.0	<1.0	NE	NE	NE
sec-Butylbenzene	<0.5	<0.5	4.1	<0.5	1.6	1.9	2.4	2.8	<1.0	1.6	1	<0.5	0.6	<1.0	<1.0	<1.0	<1.0	<1.0	<1.0	NA	NA	NA	NA	1.3	2.6	1.2	2.2	<1.0	NA	NA	<1.0	<1.0	NE	NE	NE
tert-Butylbenzene	<0.5	<0.5	2.4	<0.5	<2.0	1.4	<1.0	2	<1.0	0.9	<0.5	<0.5	<0.5	<1.0	<1.0	<1.0	<1.0	<1.0	<1.0	NA	NA	NA	NA	<1.0	<1.0	<1.0	<1.0	<1.0	NA	NA	<1.0	<1.0	NE	NE	NE
Chlorobenzene	<0.5	<0.5	<0.6	<0.5	<1.0	<1.0	<1.0	<1.0	<1.0	<0.5	<0.5	<0.5	<0.5	<0.50	<0.50	<0.50	<0.50	<0.50	<0.50	NA	NA	NA	NA	<0.50	<0.50	<0.50	<0.50	<0.50	<0.50	NA	NA	<1.0	<1.0	420,000	1,800	23,000
Chloroform	<0.5	<0.5	<0.8	<0.5	<2.0	<2.0	<2.0	<2.0	<2.0	<0.5	<0.5	<0.5	<0.5	<0.50	<0.50	<0.50	<0.50	<0.50	<0.50	NA	NA	NA	NA	<0.50	<0.50	<0.50	<0.50	<0.50	<0.50	NA	NA	<1.0	<1.0	14,100	26	62
2-Chlorotoluene	<0.5	<0.5	<0.6	<0.5	<1.0	<1.0	<1.0	<1.0	<1.0	<0.5	<0.5	<0.5	<0.5	<0.50	<0.50	<0.50	<0.50	<0.50	<0.50	NA	NA	NA	NA	<0.50	<0.50	<0.50	<0.50	<0.50	<0.50	NA	NA	<1.0	<1.0	NE	NE	NE
4-Chlorotoluene	<0.5	<0.5	<0.6	<0.5	<2.0	<1.0	<1.0	<1.0	<1.0	<0.5	<0.5	<0.5	<0.5	<0.50	<0.50	<0.50	<0.50	<0.50	<0.50	NA	NA	NA	NA	<0.50	<0.50	<0.50	<0.50	<0.50	<0.50	NA	NA	<1.0	<1.0	NE	NE	NE
1,2-Dichlorobenzene	<0.5	<0.5	<0.8	<0.5	<1.0	<1.0	<1.0	<1.0	<1.0	<0.5	<0.5	<0.5	<0.5	<0.50	<0.50	<0.50	<0.50	<0.50	<0.50	NA	NA	NA	NA	<0.50	<0.50	<0.50	<0.50	<0.50	<0.50	NA	NA	<1.0	<1.0	170,000	5,100	50,000
1,4-Dichlorobenzene	<0.5	<0.5	<0.8	<0.5	<1.0	<1.0	<1.0	<1.0	<1.0	<0.5	<0.5	<0.5	<0.5	<0.50	<0.50	<0.50	<0.50	<0.50	<0.50	NA	NA	NA	NA	<0.50	<0.50	<0.50	<0.50	<0.50	<0.50	NA	NA	<1.0	<1.0	26,000	4,300	50,000
Dichlorodifluoromethane	<0.5	<0.5	<1.0	<0.5	<2.0	<2.0	<2.0	<2.0	<2.0	<0.5	<0.5	<0.5	<0.5	<0.50	<0.50	<0.50	<0.50	<0.50	<0.50	NA	NA	NA	NA	<0.50	<0.50	<0.50	<0.50	<0.50	<0.50	NA	NA	<2.0	<2.0	NE	NE	NE
1,1-Dichloroethane	<0.5	<0.5	<0.7	<0.5	<1.0	<1.0	<1.0	<1.0	<1.0	<0.5	<0.5	<0.5	<0.5	<0.50	<0.50	<0.50	<0.50	<0.50	<0.50	NA	NA	NA	NA	<0.50	<0.50	<0.50	<0.50	<0.50	<0.50	NA	NA	<1.0	<1.0	NE	3,000	41,000
1,2-Dichloroethane	<0.5	<0.5	<0.9	<0.5	<1.0	<1.0	<1.0	<1.0	<1.0	<0.5	<0.5	<0.5	<0.5	<0.50	<0.50	<0.50	<0.50	<0.50	<0.50	NA	NA	NA	NA	<5.0	<0.50	<0.50	<0.50	<0.50	<0.50	NA	NA	<1.0	<1.0	2,970	6.5	68
1,1-Dichloroethene	<0.5	<0.5	<0.6	<1.0	<1.0	<1.0	<1.0	<1.0	<1.0	<0.5	<0.5	<0.5	<0.5	<0.50	<0.50	<0.50	<0.50	<0.50	<0.50	NA	NA	NA	NA	<0.50	<0.50	<0.50	<0.50	<0.50	<0.50	NA	NA	<1.0	<1.0	96	190	920
1,2-Dichloropropane	<0.5	<0.5	<0.6	<0.5	<1.0	<1.0	<1.0	<1.0	<1.0	<0.5	<0.5	<0.5	<0.5	<0.50	<0.50	<0.50	<0.50	<0.50	<0.50	NA	NA	NA	NA	<0.50	<0.50	<0.50	<0.50	<0.50	<0.50	NA	NA	<1.0	<1.0	NE	7.4	58
Ethylbenzene	<0.5	<0.5	<0.6	<0.5	<2.0	<1.0	<1.0	<1.0	<1.0	<0.5	<0.5	<0.5	<0.5	<0.50	1.3	<0.50	<0.50	<0.50	<0.50	NA	NA	NA	NA	<0.50	<0.50	<0.50	<0.50	<0.50	<0.50	NA	NA	<1.0	<1.0	580,000	50,000	50,000
Isopropylbenzene	<0.5	<0.5	<0.4	<0.5	<2.0	<1.0	2	<1.0	<1.0	1.4	<0.5	<0.5	<0.5	<0.50	<0.50	<0.50	<0.50	<0.50	<0.50	NA	NA	NA	NA	0.94	1.6	0.64	1.2	<0.50	NA	NA	<1.0	<1.0	NE	NE	NE
p-Isopropyltoluene	<0.5	<0.5	<0.7	<0.5	<2.0	<1.0	<1.0	<1.0	<1.0	<0.5	<0.5	<0.5	<0.5	<0.50	<0.50	<0.50	<0.50	<0.50	<0.50	NA	NA	NA	NA	<0.50	<0.50	<0.50	<0.50	<0.50	<0.50	NA	NA	NA	NA	NE	NE	NE
Methyl tert-butyl ether (MTBE)	0.9	<0.5	<0.8	<0.5	<1.0	<1.0	<1.0	1.5	<1.0	<0.5	1	<0.5	<0.5	<0.50	<0.50	<0.50	<0.50	0.97	<0.50	NA	NA	NA	NA	<0.50	<0.50	<0.50	<0.50	<0.50	<0.50	NA	NA	<1.0	<1.0	NE	50,000	50,000
Naphthalene	0.8	<0.5	<1.0	<0.5	3	<2.0	4.5	<2.0	<2.0	<5.0	<1.0	1.7	<2.0	<3.0	16	<2.0	<2.0	<2.0	<2.0	NA	NA	NA	NA	<2.0	<2.0	<2.0	<2.0	<2.0	<2.0	NA	NA	<1.0	<1.0	NE	NE	NE
n-Propylbenzene	<0.5	<0.5	<0.8	<0.5	1.6	<1.0	3	<1.0	<1.0	1.9	<0.5	<0.5	<0.5	<1.0	<1.0	<1.0	<1.0	<1.0	<1.0	NA	NA	NA	NA	1.1	2.4	<1.0	<1.0	<1.0	NA	NA	<1.0	<1.0	NE	NE	NE
Tetrachloroethene	<0.5	<0.5	<0.4	<0.5	<2.5	<1.0	<1.0	<1.0	<1.0	<0.5	<0.5	<0.5	<0.5	<1.0	<1.0	<1.0	<1.0	<1.0	<1.0	NA	NA	NA	NA	<1.0	<1.0	<1.0	<1.0	<1.0	NA	NA	<1.0	<1.0	88	340	810
Toluene	<0.5	<0.5	<0.7	<0.5	<1.0	<1.0	<1.0	<1.0	<1.0	<0.5	<0.5	<0.5	<0.5	<1.0	<1.0	<1.0	<1.0	<1.0	<1.0	NA	NA	NA	NA	<1.0	<1.0	<1.0	<1.0	<1.0	NA	NA	<1.0	<1.0	4,000,000	23,500	50,000
1,2,4-Trichlorobenzene	<0.5	<0.5	<0.7	<0.5	<3.0	<1.0	<1.0	<1.0	<1.0	<0.5	<0.5	<0.5	<2.0	<0.50	<0.50	<0.50	<0.50	<0.50	<0.50	NA	NA	NA	NA	<0.50	<2.0	<0.50	<2.0	<0.50	NA	NA	<1.0	<1.0	NE	NE	NE
1,1,1-Trichloroethane	<0.5	<0.5	<0.9	<0.5	<1.0	<1.0	<1.0	<1.0	<1.0	<0.5	<0.5	<0.5	<0.5	<0.50	<0.50	<0.50	<0.50	<0.50	<0.50	NA	NA	NA	NA	<0.50	<0.50	<0.50	<0.50	<0.50	NA	NA	<1.0	<1.0	62,000	650	16,000
1,1,2-Trichloroethane	<0.5	<0.5	<0.7	<0.5	<1.0	<1.0	<1.0	<1.0	<1.0	<0.5	<0.5	<0.5	<0.5	<0.50	<0.50	<0.50	<0.50	<0.50	<0.50	NA	NA	NA	NA	<0.50	<0.50	<0.50	<0.50	<0.50	NA	NA	<1.0	<1.0	1,260	220	2,900
Trichloroethene	<0.5	<0.5	<1.0	<0.5	<1.0	<1.0	<1.0	<1.0	<1.0	<0.5	<0.5	<0.5	<0.5	<1.0	<1.0	<1.0	<1.0	<1.0	<1.0	NA	NA	NA	NA	<1.0	<1.0	<1.0	<1.0	<1.0	NA	NA	<1.0	<1.0	2,340	27	67
1,2,4-Trimethylbenzene	<0.5	<0.5	<0.7	<0.5	<2.0	<1.0	<1.0	<1.0	<1.0	<0.5	<0.5	<0.5	<0.5	<0.50	<0.50	<0.50	<0.50	<0.50	<0.50	NA	NA	NA	NA	<0.50	<0.50	<0.50	<0.50	<0.50	NA	NA	<1.0	<1.0	NE	NE	NE
1,3,5-Trimethylbenzene	<0.5	<0.5	<1.0	<0.5	<2.0	<1.0	<1.0	<1.0	<1.0	<0.5	<0.5	<0.5	<0.5	<0.50	<0.50	<0.50	<0.50	<0.50	<0.50	NA	NA	NA	NA	<0.50	<0.50	<0.50	<0.50	<0.50	NA	NA	<1.0	<1.0	NE	NE	NE
Xylenes, total	<1.0	<1.0	<1.3	<1.0	<4.0	<2.0	<2.0	<2.0	<2.0	<1.0	<1.0	<1.0	<1.0	<2.0	<2.0	<2.0	<2.0	<2.0	<2.0	NA	NA	NA	NA	<2.0	<2.0	<2.0	<2.0	<2.0	NA	NA	<2.0	<2.0	NE	21,300	50,000
Total Metals (mg/l)																																			
Arsenic	NA	NA	NA	NA	NA	NA	NA	NA	NA	NA	NA	NA	NA	NA	NA	NA	NA	**0.0046**	<0.0020	<0.0020	0.0033	**0.0044**	0.0021	0.0025	0.0032	0.0036	0.0025/ 0.0048[D]	0.0015/ 0.0012[D]	0.0014	**0.0049**	0.003	<0.0025	0.004	NE	NE
Barium	NA	NA	NA	NA	NA	NA	NA	NA	NA	NA	NA	NA	NA	NA	NA	NA	NA	0.820	0.350	0.220	0.430	0.570	0.390	0.300	0.430	0.560	0.55/ 0.550[D]	0.830/ 0.860[D]	0.460	0.620	0.803	0.242	NE	NE	NE
Cadmium	NA	NA	NA	NA	NA	NA	NA	NA	NA	NA	NA	NA	NA	NA	NA	NA	NA	<0.00025	<0.00025	<0.00025	<0.00025	<0.00025	<0.00025	<0.00025	<0.00025	<0.00025	<0.00025	<0.00025	<0.00020	0.00054	<0.0025	<0.0025	0.006	NE	NE
Silver	NA	NA	NA	NA	NA	NA	NA	NA	NA	NA	NA	NA	NA	NA	NA	NA	NA	<0.0025	<0.0025	<0.0025	<0.0025	<0.0025	<0.0025	<0.0025	<0.0025	<0.0025	<0.0025/ <0.0025[D]	<0.0020/ <0.0020[D]	<0.00020	<0.00020	<0.005	<0.005	0.012	NE	NE
Nickel	NA	NA	NA	NA	NA	NA	NA	NA	NA	NA	NA	NA	NA	NA	NA	NA	NA	<0.025	<0.025	<0.025	<0.025	<0.025	<0.025	<0.025	<0.025	<0.025	<0.025	<0.005	0.0066	<0.0050	<0.025	<0.025	0.880	NE	NE
Zinc	NA	NA	NA	NA	NA	NA	NA	NA	NA	NA	NA	NA	NA	NA	NA	NA	NA	**0.210**	<0.050	<0.050	<0.050	<0.050	<0.050	<0.05	0.160	**0.290**	0.05/ <0.010[D]	0.041/ <0.010[D]	<0.010	0.052	0.0318	0.0433	0.123	NE	NE
SVOCs via EPA 8270 (ug/l)																																			
Acenaphthene	NA	NA	NA	NA	NA	NA	NA	NA	NA	NA	NA	NA	NA	NA	NA	NA	NA	<0.30	<0.30	<0.30	<0.30	NA	NA	<0.30	<0.30	0.38	0.47	0.48	NA	NA	0.67	<0.19	NE	NE	NE
Benzo(a)anthracene	NA	NA	NA	NA	NA	NA	NA	NA	NA	NA	NA	NA	NA	NA	NA	NA	NA	<0.050	<0.050	<0.050	<0.050	NA	NA	<0.050	<0.050	<0.050	<0.050	<0.051	NA	NA	<0.05	<0.05	0.3	NE	NE
Benzo(a)pyrene	NA	NA	NA	NA	NA	NA	NA	NA	NA	NA	NA	NA	NA	NA	NA	NA	NA	<0.10	<0.10	<0.10	<0.10	NA	NA	<0.10	<0.10	<0.10	<0.10	<0.10	NA	NA	<0.05	<0.05	0.3	NE	NE
Benzo(b)fluoranthene	NA	NA	NA	NA	NA	NA	NA	NA	NA	NA	NA	NA	NA	NA	NA	NA	NA	<0.050	<0.050	<0.050	<0.050	NA	NA	<0.050	<0.050	<0.050	<0.050	<0.051	NA	NA	<0.05	<0.05	0.3	NE	NE
2-Methylnaphthalene	NA	NA	NA	NA	NA	NA	NA	NA	NA	NA	NA	NA	NA	NA	NA	NA	NA	<1.0	<1.0	<1.0	<1.0	NA	NA	<1.0	<1.0	<1.0	<1.0	<1.0	NA	NA	<0.20	<0.19	NE	NE	NE
Naphthalene	NA	NA	NA	NA	NA	NA	NA	NA	NA	NA	NA	NA	NA	NA	NA	NA	NA	<1.0	<1.0	<1.0	<1.0	NA	NA	<1.0	<1.0	<1.0	<1.0	<1.0	NA	NA	<0.20	0.21	NE	NE	NE
Phenanthrene	NA	NA	NA	NA	NA	NA	NA	NA	NA	NA	NA	NA	NA	NA	NA	NA	NA	<0.050	<0.050	<0.050	<0.050	NA	NA	<0.050	<0.050	<0.050	<0.050	<0.051	NA	NA	<0.05	0.12	14	NE	NE

Notes:
NA - Not analyzed for this analyte.
NE - Not Established.
ND - Not Detected.
BRL - Below Laboratory Reporting Limit.
ug/l - micrograms per liter.
mg/l - milligrams per liter.
VOCs - Volatile Organic Compounds.
SVOCs - Semi Volatile Organic Compounds.
EPA - Environmental Protection Agency.
Bold indicates concentration exceeds the Surface Water Protection Criteria, Appendix D to Connecticut Remediation Standards (March 9, 2021).
Underline indicates concentration exceeds the Residential Volatilization Criteria for Substances in Groundwater, Appendix E to Connecticut Remediation Standards (March 9, 2021).
Italics indicates concentration exceeds the Industrial/ Commercial Volatilization Criteria for Soil Vapor, Appendix E to Connecticut Remediation Standards (March 9, 2021).
[D] Dissolved metals concentration
Shading indicates four consecutive quarters of laboratory analytical results below the Remediation Standards indicated on this Table.

MW-13
Groundwater Analytical Results
Former CL&P Area Work Center
1654 King Street
Enfield, Connecticut

Well ID	MW-13																													Connecticut Remediation Standards		
Year	2003	2004		2005		2007			2008			2009			2010				2011				2012	2014	2015	2016	2017	2021		2023	2025			
Month	October	April	October	April	October	April	July	October	April	July	October	April	July	October	January	April	July	October	January	April	July	October †	January	April	May	May	June	May	August	October	September	Surface Water Protection Criteria	Residential Volatilization Criteria	Industrial/ Commercial Volatilization Criteria
VOCs via EPA 8260 (ug/l)																																		
Benzene	<0.5	<0.5	<0.6	<0.5	<1.0	<1.0	<1.0	<1.0	<1.0	<0.5	<0.5	<0.5	<0.50	<0.50	<0.50	<0.50	<0.50	<0.50	<0.50	NA	NA	NA	NA	<0.50	<0.50	<0.50	<0.50	NA	NA	<1.0	<1.0	710	215	530
Bromodichloromethane	<0.5	<0.5	<0.4	<0.5	<2.0	<1.0	<1.0	<1.0	<1.0	<0.5	<0.5	<0.5	<0.50	<0.50	<5.0	<0.50	<0.50	<0.50	<0.50	NA	NA	NA	NA	<0.50	<0.50	<0.50	<0.50	NA	NA	<0.4	<0.4	NE	NE	NE
Bromomethane	<1.0	<1.0	<1.2	<1.0	<2.0	<2.0	<2.0	<2.0	<5.0	<1.0	<2.0	<6.0	<5.0	<5.0	<0.50	<0.50	<0.50	<0.50	<0.50	NA	NA	NA	NA	<1.0	<1.0	<2.0	<2.0	NA	NA	<2.0	<2.0	NE	NE	NE
2-Butanone (MEK)	<5.0	<5.0	<10.0	<5.0	<20.0	<20.0	<20.0	<20.0	<20.0	<2.0	<2.0	<2.0	<2.0	<2.0	<2.0	<2.0	<2.0	<2.0	<5.0	NA	NA	NA	NA	<5.0	<5.0	<10	<5.0	NA	NA	<25.0	<25.0	NE	50,000	50,000
n-Butylbenzene	<0.5	<0.5	<0.7	<0.5	<2.0	<1.0	<1.0	<1.0	<1.0	<1.0	<0.5	<0.5	<1.0	<1.0	<1.0	<1.0	<1.0	<1.0	<1.0	NA	NA	NA	NA	<1.0	<1.0	<1.0	<1.0	NA	NA	<1.0	<1.0	NE	NE	NE
sec-Butylbenzene	<0.5	<0.5	<0.6	<0.5	<1.0	<1.0	<1.0	<1.0	<1.0	<0.5	<0.5	<0.5	<1.0	<1.0	<1.0	<1.0	<1.0	<1.0	<1.0	NA	NA	NA	NA	<1.0	<1.0	<1.0	<1.0	NA	NA	<1.0	<1.0	NE	NE	NE
tert-Butylbenzene	<0.5	<0.5	<0.8	<0.5	<2.0	<1.0	<1.0	<1.0	<1.0	<0.5	<0.5	<0.5	<1.0	<1.0	<1.0	<1.0	<1.0	<1.0	<1.0	NA	NA	NA	NA	<1.0	<1.0	<1.0	<1.0	NA	NA	<1.0	<1.0	NE	NE	NE
Chlorobenzene	<0.5	<0.5	<0.6	<0.5	<1.0	<1.0	<1.0	<1.0	<1.0	<0.5	<0.5	<0.5	<0.50	<0.50	<0.50	<0.50	<0.50	<0.50	<0.50	NA	NA	NA	NA	<0.50	<0.50	<0.50	<0.50	NA	NA	<1.0	<1.0	420,000	1,800	23,000
Chloroform	<0.5	<0.5	<0.8	<0.5	<2.0	<2.0	<2.0	<2.0	<2.0	<0.5	<0.5	<0.5	<0.50	<0.50	<0.50	<0.50	<0.50	<0.50	<0.50	NA	NA	NA	NA	<0.50	<0.50	<0.50	<0.50	NA	NA	<1.0	<1.0	14,100	26	62
2-Chlorotoluene	<0.5	<0.5	<0.6	<0.5	<1.0	<1.0	<1.0	<1.0	<1.0	<0.5	<0.5	<0.5	<0.50	<0.50	<0.50	<0.50	<0.50	<0.50	<0.50	NA	NA	NA	NA	<0.50	<0.50	<0.50	<0.50	NA	NA	<1.0	<1.0	NE	NE	NE
4-Chlorotoluene	<0.5	<0.5	<0.6	<0.5	<2.0	<1.0	<1.0	<1.0	<1.0	<0.5	<0.5	<0.5	<0.50	<0.50	<0.50	<0.50	<0.50	<0.50	<0.50	NA	NA	NA	NA	<0.50	<0.50	<0.50	<0.50	NA	NA	<1.0	<1.0	NE	NE	NE
1,2-Dichlorobenzene	<0.5	<0.5	<0.8	<0.5	<1.0	<1.0	1.2	<1.0	<1.0	<0.5	<0.5	<0.5	<0.50	<0.50	<0.50	<0.50	<0.50	<0.50	<0.50	NA	NA	NA	NA	<0.50	<0.50	<0.50	<0.50	NA	NA	<1.0	<1.0	170,000	5,100	50,000
1,4-Dichlorobenzene	<0.5	<0.5	<0.8	<0.5	<1.0	<1.0	<1.0	<1.0	<1.0	<0.5	<0.5	<0.5	<0.50	<0.50	<0.50	<0.50	<0.50	<0.50	<0.50	NA	NA	NA	NA	<0.50	<0.50	<0.50	<0.50	NA	NA	<1.0	<1.0	26,000	4,300	50,000
Dichlorodifluoromethane	<0.5	<0.5	<1.0	<0.5	<2.0	<2.0	<2.0	<2.0	<2.0	<0.5	<0.5	<0.5	<0.50	<0.50	<0.50	<0.50	<0.50	<0.50	<0.50	NA	NA	NA	NA	<0.50	<0.50	<0.50	<0.50	NA	NA	<2.0	<2.0	NE	NE	NE
1,1-Dichloroethane	<0.5	<0.5	<0.7	<0.5	<1.0	<1.0	<1.0	<1.0	<1.0	<0.5	<0.5	<0.5	<0.50	<0.50	<0.50	<0.50	<0.50	<0.50	<0.50	NA	NA	NA	NA	<0.50	<0.50	<0.50	<0.50	NA	NA	<1.0	<1.0	NE	3,000	41,000
1,2-Dichloroethane	<0.5	<0.5	<0.9	<0.5	<1.0	<1.0	<1.0	<1.0	<1.0	<0.5	<0.5	<0.5	<0.50	<0.50	<0.50	<0.50	<0.50	<0.50	<0.50	NA	NA	NA	NA	<5.0	<5.0	<0.50	<0.50	NA	NA	<1.0	<1.0	2,970	6.5	68
1,1-Dichloroethene	<0.5	<0.5	<0.6	<1.0	<1.0	<1.0	<1.0	<1.0	<1.0	<0.5	<0.5	<0.5	<0.50	<0.50	<0.50	<0.50	<0.50	<0.50	<0.50	NA	NA	NA	NA	<0.50	<0.50	<0.50	<0.50	NA	NA	<1.0	<1.0	96	190	920
1,2-Dichloropropane	<0.5	<0.5	<0.6	<0.5	<1.0	<1.0	<1.0	<1.0	<1.0	<0.5	<0.5	<0.5	<0.50	<0.50	<0.50	<0.50	<0.50	<0.50	<0.50	NA	NA	NA	NA	<0.50	<0.50	<0.50	<0.50	NA	NA	<1.0	<1.0	NE	7.4	58
Ethylbenzene	<0.5	<0.5	<0.6	<0.5	<2.0	<1.0	<1.0	<1.0	<1.0	1.9	<0.5	<0.5	<0.50	0.73	<0.50	<0.50	<0.50	<0.50	<0.50	NA	NA	NA	NA	<0.50	<0.50	<0.50	<0.50	NA	NA	<1.0	<1.0	580,000	50,000	50,000
Isopropylbenzene	<0.5	<0.5	<0.4	<0.5	<2.0	<1.0	<1.0	<1.0	<1.0	<0.5	<0.5	<0.5	<0.50	<0.50	<0.50	<0.50	<0.50	<0.50	<0.50	NA	NA	NA	NA	<0.50	<0.50	<0.50	<0.50	NA	NA	<1.0	<1.0	NE	NE	NE
p-Isopropyltoluene	<0.5	<0.5	<0.7	<0.5	<2.0	<1.0	<1.0	<1.0	<1.0	<0.5	<0.5	<0.5	<0.50	<0.50	<0.50	<0.50	<0.50	<0.50	<0.50	NA	NA	NA	NA	<0.50	<0.50	<0.50	<0.50	NA	NA	NA	NA	NE	NE	NE
Methyl tert-butyl ether (MTBE)	<0.5	<0.5	<0.8	<0.5	<1.0	<1.0	<1.0	<1.0	<1.0	<0.5	<0.5	<0.5	<0.50	<0.50	<0.50	<0.50	<0.50	<0.50	<0.50	NA	NA	NA	NA	<0.50	<0.50	<0.50	<0.50	NA	NA	<1.0	<1.0	NE	50,000	50,000
Naphthalene	4.9	<0.5	<1.0	<0.5	<3.0	<2.0	<2.0	<2.0	<2.0	<5.0	<1.0	<2.0	<3.0	18	2.1	<2.0	<2.0	<2.0	<2.0	NA	NA	NA	NA	<2.0	<2.0	<2.0	<2.0	NA	NA	<1.0	<1.0	NE	NE	NE
n-Propylbenzene	<0.5	<0.5	<0.8	<0.5	1.5	<1.0	<1.0	<1.0	<1.0	<0.5	<0.5	<0.5	<1.0	<1.0	<1.0	<1.0	<1.0	<1.0	<1.0	NA	NA	NA	NA	<1.0	<1.0	<1.0	<1.0	NA	NA	<1.0	<1.0	NE	NE	NE
Tetrachloroethene	<0.5	<0.5	<0.4	<0.5	<2.5	<1.0	<1.0	<1.0	<1.0	<0.5	0.5	<0.5	<1.0	<1.0	<1.0	<1.0	<1.0	<1.0	<1.0	NA	NA	NA	NA	<1.0	<1.0	<1.0	<1.0	NA	NA	<1.0	<1.0	88	340	810
Toluene	<0.5	<0.5	<0.7	<0.5	<1.0	<1.0	<1.0	<1.0	<1.0	<0.5	<0.5	<0.5	<1.0	<1.0	<1.0	<1.0	<1.0	<1.0	<1.0	NA	NA	NA	NA	<1.0	<1.0	<1.0	<1.0	NA	NA	<1.0	<1.0	4,000,000	23,500	50,000
1,2,4-Trichlorobenzene	<0.5	<0.5	<0.7	<0.5	<3.0	<1.0	<1.0	<1.0	<1.0	<0.5	<0.5	<2.0	<0.50	<0.50	<0.50	<0.50	<0.50	<0.50	<0.50	NA	NA	NA	NA	<0.50	<2.0	<0.50	<2.0	NA	NA	<1.0	<1.0	NE	NE	NE
1,1,1-Trichloroethane	<0.5	<0.5	<0.9	<0.5	<1.0	<1.0	<1.0	<1.0	<1.0	<0.5	<0.5	<0.5	<0.50	<0.50	<0.50	<0.50	<0.50	<0.50	<0.50	NA	NA	NA	NA	<0.50	<0.50	<0.50	<0.50	NA	NA	<1.0	<1.0	62,000	650	16,000
1,1,2-Trichloroethane	<0.5	<0.5	<0.7	<0.5	<1.0	<1.0	<1.0	<1.0	<1.0	<0.5	<0.5	<0.5	<0.50	<0.50	<0.50	<0.50	<0.50	<0.50	<0.50	NA	NA	NA	NA	<0.50	<0.50	<0.50	<0.50	NA	NA	<1.0	<1.0	1,260	220	2,900
Trichloroethene	<0.5	<0.5	<1.0	<0.5	<1.0	<1.0	<1.0	<1.0	<1.0	<0.5	<0.5	<0.5	<1.0	<1.0	<1.0	<1.0	<1.0	<1.0	<1.0	NA	NA	NA	NA	<1.0	<1.0	<1.0	<1.0	NA	NA	<1.0	<1.0	2,340	27	67
1,2,4-Trimethylbenzene	<0.5	<0.5	<0.7	<0.5	<2.0	<1.0	<1.0	<1.0	<1.0	2.5	<0.5	<0.5	0.6	0.6	<0.50	<0.50	<0.50	<0.50	<0.50	NA	NA	NA	NA	<0.50	<0.50	<0.50	<0.50	NA	NA	<1.0	<1.0	NE	NE	NE
1,3,5-Trimethylbenzene	<0.5	<0.5	1.7	<0.5	<2.0	<1.0	<1.0	<1.0	<1.0	<0.5	<0.5	<0.5	<0.50	<0.50	<0.50	<0.50	<0.50	<0.50	<0.50	NA	NA	NA	NA	<0.50	<0.50	<0.50	<0.50	NA	NA	<1.0	<1.0	NE	NE	NE
Xylenes, total	<1.0	<1.0	<1.3	<1.0	<4.0	<2.0	<2.0	<2.0	<2.0	5	<1.0	<1.0	<2.0	<2.0	<2.0	<2.0	<2.0	<2.0	<2.0	NA	NA	NA	NA	<2.0	<2.0	<2.0	<2.0	NA	NA	<2.0	<2.0	NE	21,300	50,000
Total Metals (mg/l)																																		
Arsenic	NA	NA	NA	NA	NA	NA	NA	NA	NA	NA	NA	NA	NA	NA	NA	NA	**0.0063**	**0.0079**	**0.0052**	**0.0081**	**0.02**	**0.018**	**0.0062**	**0.036**	**0.030**	**0.0084 / 0.0078**[D]	**0.025 / 0.012**[D]	**0.010**	**0.014**	**0.0323**	**0.0149**	0.004	NE	NE
Antimony	NA	NA	NA	NA	NA	NA	NA	NA	NA	NA	NA	NA	NA	NA	NA	NA	ND	ND	ND	ND	ND	ND	ND	ND	ND	ND	ND	0.0011	0.0012	<0.001	<0.001	86	NE	NE
Barium	NA	NA	NA	NA	NA	NA	NA	NA	NA	NA	NA	NA	NA	NA	NA	NA	0.230	0.098	0.150	0.230	0.230	0.240	0.077	0.18	0.270	<0.050	0.47/ 0.370[D]	0.230	0.240	0.330	0.311	NE	NE	NE
Cadmium	NA	NA	NA	NA	NA	NA	NA	NA	NA	NA	NA	NA	NA	NA	NA	NA	ND	ND	ND	ND	ND	ND	ND	ND	ND	ND	ND	0.00043	0.0014	<0.0025	<0.0025	0.006	NE	NE
Chromium	NA	NA	NA	NA	NA	NA	NA	NA	NA	NA	NA	NA	NA	NA	NA	NA	ND	ND	ND	ND	ND	ND	ND	<0.005	<0.005	<0.005	0.0092/ <0.0050[D]	0.0011	0.0016	<0.01	<0.01	0.11	NE	NE
Copper	NA	NA	NA	NA	NA	NA	NA	NA	NA	NA	NA	NA	NA	NA	NA	NA	ND	ND	ND	ND	ND	ND	ND	<0.025	<0.025	<0.025	0.03/ <0.0250[D]	0.0050	0.0071	0.0148	<0.01	0.048	NE	NE
Lead	NA	NA	NA	NA	NA	NA	NA	NA	NA	NA	NA	NA	NA	NA	NA	NA	ND	ND	ND	ND	ND	ND	ND	<0.005	<0.005	<0.005	0.012/ <0.0050[D]	<0.0005	0.0015	<0.01	<0.01	0.013	NE	NE
Silver	NA	NA	NA	NA	NA	NA	NA	NA	NA	NA	NA	NA	NA	NA	NA	NA	<0.0025	<0.0025	<0.0025	<0.0025	<0.0025	<0.0025	<0.0025	<0.0025	<0.0025	<0.0025	<0.0025/ <0.0025[D]	<0.00020	<0.00020	<0.005	<0.005	0.012	NE	NE
Zinc	NA	NA	NA	NA	NA	NA	NA	NA	NA	NA	NA	NA	NA	NA	NA	NA	**0.210**	**0.150**	<0.100	0.100	**0.150**	0.087	0.086	0.11	**0.210**	<0.050	**0.31**/ 0.091[D]	0.110	0.120	**0.166**	**0.175**	0.123	NE	NE
SVOCs via EPA 8270 (ug/l)																																		
Benzo(a)anthracene	NA	NA	NA	NA	NA	NA	NA	NA	NA	NA	NA	NA	NA	NA	NA	NA	<0.050	<0.050	<0.050	<0.050	NA	NA	NA	<0.050	<0.050	<0.050	0.081	NA	NA	0.05	<0.05	0.3	NE	NE
Benzo(a)pyrene	NA	NA	NA	NA	NA	NA	NA	NA	NA	NA	NA	NA	NA	NA	NA	NA	<0.10	<0.10	<0.10	<0.10	NA	NA	NA	<0.10	<0.10	<0.10	0.12	NA	NA	0.06	<0.05	0.3	NE	NE
Benzo(b)fluoranthene	NA	NA	NA	NA	NA	NA	NA	NA	NA	NA	NA	NA	NA	NA	NA	NA	<0.050	<0.050	<0.050	<0.050	NA	NA	NA	<0.050	<0.050	0.12	0.15	NA	NA	<0.05	<0.05	0.3	NE	NE
2-Methylnaphthalene	NA	NA	NA	NA	NA	NA	NA	NA	NA	NA	NA	NA	NA	NA	NA	NA	<1.0	<1.0	<1.0	<1.0	NA	NA	NA	<1.0	<1.0	<1.0	<1.0	NA	NA	<0.19	<0.19	NE	NE	NE
Naphthalene	NA	NA	NA	NA	NA	NA	NA	NA	NA	NA	NA	NA	NA	NA	NA	NA	<1.0	<1.0	<1.0	<1.0	NA	NA	NA	<1.0	<1.0	<1.0	<1.0	NA	NA	<0.19	<0.19	NE	NE	NE
Phenanthrene	NA	NA	NA	NA	NA	NA	NA	NA	NA	NA	NA	NA	NA	NA	NA	NA	<0.050	<0.050	<0.050	<0.050	NA	NA	NA	<0.050	<0.050	<0.050	0.065	NA	NA	<0.05	0.12	14	NE	NE

Notes:
NA - Not analyzed for this analyte.
NE - Not Established.
ND - Not Detected.
BRL - Below Laboratory Reporting Limit.
ug/l - micrograms per liter.
mg/l - milligrams per liter.
VOCs - Volatile Organic Compounds.
SVOCs - Semi Volatile Organic Compounds.
EPA - Environmental Protection Agency.
Bold indicates concentration exceeds the Surface Water Protection Criteria, Appendix D to Connecticut Remediation Standards (March 9, 2021).
Underline indicates concentration exceeds the Residential Volatilization Criteria for Substances in Groundwater, Appendix E to Connecticut Remediation Standards (March 9, 2021).
Italics indicates concentration exceeds the Industrial/ Commercial Volatilization Criteria for Soil Vapor, Appendix E to Connecticut Remediation Standards (March 9, 2021).
[D] Dissolved metals concentration
† - MW-13 sample was passed through a 10 micron filter during the October 12, 2011 sampling event for total metals.
Nickel was detected in MW-13 (filtered with a 10 micron filter) at 0.038 mg/l during the October 2011 sampling event.
Shading indicates four consecutive quarters of laboratory analytical results below the Remediation Standards indicated on this Table.

MW-17
Groundwater Analytical Results
Former CL&P Area Work Center
1654 King Street
Enfield, Connecticut

Well ID	MW-17																							Connecticut Remediation Standards		
Year	2003	2004		2005		2006		2007			2008			2009			2010				2011				Surface Water Protection Criteria	Residential Volatilization Criteria	Industrial/ Commercial Volatilization Criteria
Month	October	April	October	April	October	April	October	April	July	October	April	July	October	April	July	October	January	April	July	October	January	April	July	October			
VOCs via EPA 8260 (ug/l)																										
Benzene	<0.5	<0.5	<0.6	<0.5	<1.0	<1.0	<1.0	<1.0	<1.0	<1.0	<1.0	<0.5	<0.5	<0.5	<0.50	<0.50	NA	<0.50	<0.50	<0.50	<0.50	NA	NA	NA	710	215	530
Bromodichloromethane	<0.5	<0.5	<0.4	<0.5	<2.0	<1.0	<1.0	<1.0	<1.0	<1.0	<1.0	<0.5	<0.5	<0.5	<0.50	<0.50	NA	<0.50	<0.50	<0.50	<0.50	NA	NA	NA	NE	NE	NE
Bromomethane	<1.0	<1.0	<1.2	<1.0	<2.0	<5.0	<2.0	<2.0	<2.0	<2.0	<5.0	<1.0	<2.0	<6.0	<5.0	<5.0	NA	<0.50	<0.50	<0.50	<0.50	NA	NA	NA	NE	NE	NE
2-Butanone (MEK)	<5.0	<5.0	<10.0	<5.0	<20.0	<20.0	<20.0	<20.0	<20.0	<20.0	<20.0	<2.0	<2.0	<2.0	<2.0	<2.0	NA	<2.0	<2.0	<2.0	<5.0	NA	NA	NA	NE	50,000	50,000
n-Butylbenzene	<0.5	<0.5	<0.7	<0.5	<2.0	<1.0	<1.0	<1.0	<1.0	<1.0	<1.0	<1.0	<0.5	<0.5	<1.0	<1.0	NA	<1.0	<1.0	<1.0	<1.0	NA	NA	NA	NE	NE	NE
sec-Butylbenzene	<0.5	<0.5	<0.6	<0.5	<1.0	<1.0	<1.0	<1.0	<1.0	<1.0	<1.0	<0.5	<0.5	<0.5	<1.0	<1.0	NA	<1.0	<1.0	<1.0	<1.0	NA	NA	NA	NE	NE	NE
tert-Butylbenzene	<0.5	<0.5	<0.8	<0.5	<2.0	<1.0	<1.0	<1.0	<1.0	<1.0	<1.0	<0.5	<0.5	<0.5	<1.0	<1.0	NA	<1.0	<1.0	<1.0	<1.0	NA	NA	NA	NE	NE	NE
Chlorobenzene	<0.5	<0.5	<0.6	<0.5	<1.0	<1.0	<1.0	<1.0	<1.0	<1.0	<1.0	<0.5	<0.5	<0.5	<0.50	<0.50	NA	<0.50	<0.50	<0.50	<0.50	NA	NA	NA	420,000	1,800	23,000
Chloroform	<0.5	<0.5	<0.8	<0.5	<2.0	<2.0	<2.0	<2.0	<2.0	<2.0	<2.0	<0.5	<0.5	<0.5	<0.50	<0.50	NA	<0.50	<0.50	<0.50	<0.50	NA	NA	NA	14,100	26	62
2-Chlorotoluene	<0.5	<0.5	<0.6	<0.5	<1.0	<1.0	<1.0	<1.0	<1.0	<1.0	<1.0	<0.5	<0.5	<0.5	<0.50	<0.50	NA	<0.50	<0.50	<0.50	<0.50	NA	NA	NA	NE	NE	NE
4-Chlorotoluene	<0.5	<0.5	<0.6	<0.5	<2.0	<1.0	<1.0	<1.0	<1.0	<1.0	<1.0	<0.5	<0.5	<0.5	<0.50	<0.50	NA	<0.50	<0.50	<0.50	<1.0	NA	NA	NA	NE	NE	NE
1,2-Dichlorobenzene	<0.5	<0.5	<0.8	<0.5	<1.0	<1.0	<1.0	<1.0	<1.0	<1.0	<1.0	<0.5	<0.5	<0.5	<0.50	<0.50	NA	<0.50	<0.50	<0.50	<0.50	NA	NA	NA	170,000	5,100	50,000
1,4-Dichlorobenzene	<0.5	<0.5	<0.8	<0.5	<1.0	<1.0	<1.0	<1.0	<1.0	<1.0	<1.0	<0.5	<0.5	<0.5	<0.50	<0.50	NA	<0.50	<0.50	<0.50	<0.50	NA	NA	NA	26,000	4,300	50,000
Dichlorodifluoromethane	<0.5	<0.5	<1.0	<0.5	<2.0	<5.0	<2.0	<2.0	<2.0	<2.0	<2.0	<0.5	<0.5	<0.5	<0.50	<0.50	NA	<0.50	<0.50	<0.50	<0.50	NA	NA	NA	NE	NE	NE
1,1-Dichloroethane	<0.5	<0.5	<0.7	<0.5	<1.0	<1.0	<1.0	<1.0	<1.0	<1.0	<1.0	<0.5	<0.5	<0.5	<0.50	<0.50	NA	<0.50	<0.50	<0.50	<0.50	NA	NA	NA	NE	3,000	41,000
1,2-Dichloroethane	<0.5	<0.5	<0.9	<0.5	<1.0	<1.0	<1.0	<1.0	<1.0	<1.0	<1.0	<0.5	<0.5	<0.5	<0.50	<0.50	NA	<0.50	<0.50	<0.50	<0.50	NA	NA	NA	2,970	6.5	68
1,1-Dichloroethene	<0.5	<0.5	<0.6	<1.0	<1.0	<1.0	<1.0	<1.0	<1.0	<1.0	<1.0	<0.5	<0.5	<0.5	<0.50	<0.50	NA	<0.50	<0.50	<0.50	<0.50	NA	NA	NA	96	190	920
1,2-Dichloropropane	<0.5	<0.5	<0.6	<0.5	<1.0	<1.0	<1.0	<1.0	<1.0	<1.0	<1.0	<0.5	<0.5	<0.5	<0.50	<0.50	NA	<0.50	<0.50	<0.50	<0.50	NA	NA	NA	NE	7.4	58
Ethylbenzene	<0.5	<0.5	<0.6	<0.5	<2.0	<1.0	<1.0	1.1	<1.0	<1.0	<1.0	0.6	<0.5	<0.5	<0.50	1.4	NA	<0.50	<0.50	<0.50	<0.50	NA	NA	NA	580,000	50,000	50,000
Isopropylbenzene	<0.5	<0.5	<0.4	<0.5	<2.0	<1.0	<1.0	<1.0	<1.0	<1.0	<1.0	<0.5	<0.5	<0.5	<0.50	<0.50	NA	<0.50	<0.50	<0.50	<1.0	NA	NA	NA	NE	NE	NE
p-Isopropyltoluene	<0.5	<0.5	<0.7	<0.5	<2.0	<1.0	<1.0	<1.0	<1.0	<1.0	<1.0	<0.5	<0.5	<0.5	<0.50	<0.50	NA	<0.50	<0.50	<0.50	<1.0	NA	NA	NA	NE	NE	NE
Methyl tert-butyl ether (MTBE)	<0.5	<0.5	<0.8	<0.5	<1.0	<1.0	<1.0	<1.0	<1.0	<1.0	<1.0	<0.5	<0.5	<0.5	<0.50	<0.50	NA	<0.50	<0.50	<0.50	<0.50	NA	NA	NA	NE	50,000	50,000
Naphthalene	3.7	<0.5	<1.0	<0.5	<3.0	<2.0	<2.0	7.4	<2.0	<2.0	<2.0	<5.0	<1.0	<2.0	3.3	23	NA	<2.0	<2.0	<2.0	<2.0	NA	NA	NA	NE	NE	NE
n-Propylbenzene	<0.5	<0.5	<0.8	<0.5	<2.0	<1.0	<1.0	<1.0	<1.0	<1.0	<1.0	<0.5	<0.5	<0.5	<1.0	<1.0	NA	<1.0	<1.0	<1.0	<1.0	NA	NA	NA	NE	NE	NE
Tetrachloroethene	<0.5	<0.5	<0.4	<0.5	<2.5	<1.0	<1.0	<1.0	<1.0	<1.0	<1.0	<0.5	<0.5	<0.5	<1.0	<1.0	NA	<1.0	<1.0	<1.0	<1.0	NA	NA	NA	88	340	810
Toluene	<0.5	<0.5	<0.7	<0.5	<1.0	<1.0	<1.0	<1.0	<1.0	<1.0	<1.0	<0.5	<0.5	<0.5	<1.0	<1.0	NA	<1.0	<1.0	<1.0	<1.0	NA	NA	NA	4,000,000	23,500	50,000
1,2,4-Trichlorobenzene	<0.5	<0.5	<0.7	<0.5	<3.0	<1.0	<1.0	<1.0	<1.0	<1.0	<1.0	<0.5	<0.5	<2.0	<0.50	<0.50	NA	<0.50	<0.50	<0.50	<0.50	NA	NA	NA	NE	NE	NE
1,1,1-Trichloroethane	<0.5	<0.5	<0.9	<0.5	<1.0	<1.0	<1.0	<1.0	<1.0	<1.0	<1.0	<0.5	<0.5	<0.5	<0.50	<0.50	NA	<0.50	<0.50	<0.50	<1.0	NA	NA	NA	62,000	650	16,000
1,1,2-Trichloroethane	<0.5	<0.5	<0.7	<0.5	<1.0	<1.0	<1.0	<1.0	<1.0	<1.0	<1.0	<0.5	<0.5	<0.5	<0.50	<0.50	NA	<0.50	<0.50	<0.50	<0.50	NA	NA	NA	1,260	220	2,900
Trichloroethene	<0.5	<0.5	<1.0	<0.5	<1.0	<1.0	<1.0	<1.0	<1.0	<1.0	<1.0	<0.5	<0.5	<0.5	<1.0	<1.0	NA	<1.0	<1.0	<1.0	<1.0	NA	NA	NA	2,340	27	67
1,2,4-Trimethylbenzene	<0.5	<0.5	<0.7	<0.5	<2.0	<1.0	<1.0	<1.0	<1.0	<1.0	<1.0	<0.5	<0.5	<0.5	<0.50	<0.50	NA	<0.50	<0.50	<0.50	<0.50	NA	NA	NA	NE	NE	NE
1,3,5-Trimethylbenzene	<0.5	<0.5	<1.0	<0.5	<2.0	<1.0	<1.0	<1.0	<1.0	<1.0	<1.0	<0.5	<0.5	<0.5	<0.50	<0.50	NA	<0.50	<0.50	<0.50	<2.0	NA	NA	NA	NE	NE	NE
Xylenes, total	<1.0	<1.0	<1.3	<1.0	<4.0	<2.0	<2.0	<2.0	<2.0	<2.0	<2.0	<1.0	<1.0	<1.0	<2.0	<2.0	NA	<2.0	<2.0	<2.0	<2.0	NA	NA	NA	NE	21,300	50,000
Total Metals (mg/l)																										
Arsenic	NA	NA	NA	NA	NA	NA	NA	NA	NA	NA	NA	NA	NA	NA	NA	NA	NA	NA	NA	<0.002	<0.0020	<0.0020	<0.002	NA	0.004	NE	NE
Barium	NA	NA	NA	NA	NA	NA	NA	NA	NA	NA	NA	NA	NA	NA	NA	NA	NA	NA	NA	0.230	0.170	<0.050	0.110	NA	NE	NE	NE
Silver	NA	NA	NA	NA	NA	NA	NA	NA	NA	NA	NA	NA	NA	NA	NA	NA	NA	NA	NA	<0.0025	<0.0025	<0.0025	<0.0025	NA	0.012	NE	NE
Zinc	NA	NA	NA	NA	NA	NA	NA	NA	NA	NA	NA	NA	NA	NA	NA	NA	NA	NA	NA	<0.05	<0.050	<0.050	<0.050	NA	0.123	NE	NE
SVOCs via EPA 8270 (ug/l)																										
Benzo(a)anthracene	NA	NA	NA	NA	NA	NA	NA	NA	NA	NA	NA	NA	NA	NA	NA	NA	NA	NA	NA	NA	<0.050	<0.050	<0.050	<0.050	0.3	NE	NE
Benzo(b)fluoranthene	NA	NA	NA	NA	NA	NA	NA	NA	NA	NA	NA	NA	NA	NA	NA	NA	NA	NA	NA	NA	<0.050	<0.050	<0.050	<0.050	0.3	NE	NE
Naphthalene	NA	NA	NA	NA	NA	NA	NA	NA	NA	NA	NA	NA	NA	NA	NA	NA	NA	NA	NA	NA	<1.0	<1.0	<1.0	<1.0	NE	NE	NE
Phenanthrene	NA	NA	NA	NA	NA	NA	NA	NA	NA	NA	NA	NA	NA	NA	NA	NA	NA	NA	NA	NA	<0.050	<0.050	<0.050	<0.050	14	NE	NE

Notes:
NA - Not analyzed for this analyte.
NE - Not Established.
ND - Not Detected.
BRL - Below Laboratory Reporting Limit.
ug/l - micrograms per liter.
mg/l - milligrams per liter.
VOCs - Volatile Organic Compounds.
SVOCs - Semi Volatile Organic Compounds.
EPA - Environmental Protection Agency.
Bold indicates concentration exceeds the Surface Water Protection Criteria, Appendix D to Connecticut Remediation Standards (March 9, 2021).
Underling indicates concentration exceeds the Residential Volatilization Criteria for Substances in Groundwater, Appendix E to Connecticut Remediation Standards (March 9, 2021).
Italics indicates concentration exceeds the Industrial/ Commercial Volatilization Criteria for Soil Vapor, Appendix E to Connecticut Remediation Standards (March 9, 2021).
[D] Dissolved metals concentration
Shading indicates four consecutive quarters of laboratory analytical results below the Remediation Standards indicated on this Table.

MW-18
Groundwater Analytical Results
Former CL&P Area Work Center
1654 King Street
Enfield, Connecticut

Well ID	MW-18																					Connecticut Remediation Standards		
Year	2003	2004		2005		2006		2007			2008			2009				2010				2011	Surface Water Protection Criteria	Residential Volatilization Criteria	Industrial/ Commercial Volatilization Criteria
Month	October	April	October	April	October	April	October	April	July	October	April	July	October	January	April	July	October	January	April	July	October	January			
VOCs via EPA 8260 (ug/l)																									
Benzene	<0.5	<0.5	<0.6	<0.5	<1.0	<1.0	<1.0	<1.0	<1.0	<1.0	<1.0	<0.5	1.0	<0.5	<0.5	<0.50	<0.50	<0.50	<0.50	<0.50	<0.50	<0.50	710	215	530
Bromodichloromethane	<0.5	<0.5	<0.4	<0.5	<2.0	<1.0	<1.0	<1.0	<1.0	<1.0	<1.0	<0.5	<0.5	<0.5	<0.5	<0.50	<0.50	<5.0	<0.50	<0.50	<0.50	<0.50	NE	NE	NE
Bromomethane	<1.0	<1.0	<1.2	<1.0	<2.0	<5.0	<2.0	<2.0	<2.0	<2.0	<5.0	<1.0	<2.0	<1.0	<6.0	<5.0	<5.0	<0.50	<0.50	<0.50	<0.50	<0.50	NE	NE	NE
2-Butanone (MEK)	<5.0	<5.0	<10.0	<5.0	<20.0	<20.0	<20.0	<20.0	<20.0	<20.0	<20.0	<2.0	<2.0	<2.0	<2.0	<2.0	<2.0	<2.0	<2.0	<2.0	<2.0	<5.0	NE	50,000	50,000
n-Butylbenzene	<0.5	<0.5	<0.7	<0.5	<2.0	<1.0	<1.0	<1.0	<1.0	<1.0	<1.0	<1.0	0.5	<0.5	<0.5	<1.0	<1.0	<1.0	<1.0	<1.0	<1.0	<1.0	NE	NE	NE
sec-Butylbenzene	<0.5	<0.5	<0.6	<0.5	<1.0	<1.0	<1.0	<1.0	<1.0	<1.0	<1.0	<0.5	<0.5	<0.5	<0.5	<1.0	<1.0	<1.0	<1.0	<1.0	<1.0	<1.0	NE	NE	NE
tert-Butylbenzene	<0.5	<0.5	<0.8	<0.5	<2.0	<1.0	<1.0	<1.0	<1.0	<1.0	<1.0	<0.5	<0.5	<0.5	<0.5	<1.0	<1.0	<1.0	<1.0	<1.0	<1.0	<1.0	NE	NE	NE
Chlorobenzene	<0.5	<0.5	<0.6	<0.5	<1.0	<1.0	<1.0	<1.0	<1.0	<1.0	<1.0	<0.5	<0.5	<0.5	<0.5	<0.50	<0.50	<0.50	<0.50	<0.50	<0.50	<0.50	420,000	1,800	23,000
Chloroform	<0.5	<0.5	<0.8	<0.5	<2.0	<2.0	<2.0	<2.0	<2.0	<2.0	<2.0	<0.5	<0.5	<0.5	<0.5	<0.50	<0.50	<0.50	<0.50	<0.50	<0.50	<0.50	14,100	26	62
2-Chlorotoluene	<0.5	<0.5	<0.6	<0.5	<1.0	<1.0	<1.0	<1.0	<1.0	<1.0	<1.0	<0.5	<0.5	<0.5	<0.5	<0.50	<0.50	<0.50	<0.50	<0.50	<0.50	<0.50	NE	NE	NE
4-Chlorotoluene	<0.5	<0.5	<0.6	<0.5	<2.0	<1.0	<1.0	<1.0	<1.0	<1.0	<1.0	<0.5	<0.5	<0.5	<0.5	<0.50	<0.50	<0.50	<0.50	<0.50	<0.50	<1.0	NE	NE	NE
1,2-Dichlorobenzene	<0.5	<0.5	<0.8	<0.5	<1.0	<1.0	<1.0	<1.0	<1.0	<1.0	<1.0	<0.5	<0.5	<0.5	<0.5	<0.50	<0.50	<0.50	<0.50	<0.50	<0.50	<0.50	170,000	5,100	50,000
1,4-Dichlorobenzene	<0.5	<0.5	<0.8	<0.5	<1.0	<1.0	<1.0	<1.0	<1.0	<1.0	<1.0	<0.5	<0.5	<0.5	<0.5	<0.50	<0.50	<0.50	<0.50	<0.50	<0.50	<0.50	26,000	4,300	50,000
Dichlorodifluoromethane	<0.5	<0.5	<1.0	<0.5	<2.0	<5.0	<2.0	<2.0	<2.0	<2.0	<2.0	<0.5	<0.5	<0.5	<0.5	<0.50	<0.50	<0.50	<0.50	<0.50	<0.50	<0.50	NE	NE	NE
1,1-Dichloroethane	<0.5	<0.5	<0.7	<0.5	<1.0	<1.0	1.0	<1.0	<1.0	<1.0	<1.0	<0.5	0.6	<0.5	<0.5	<0.50	0.66	<0.50	<0.50	0.55	0.69	0.50	NE	3,000	41,000
1,2-Dichloroethane	0.7	<0.5	<0.9	<0.5	<1.0	<1.0	<1.0	<1.0	<1.0	<1.0	<1.0	<0.5	<0.5	<0.5	<0.5	<0.50	<0.50	<0.50	<0.50	<0.50	<0.50	<0.50	2,970	6.5	68
1,1-Dichloroethene	<0.5	<0.5	<0.6	<1.0	<1.0	<1.0	<1.0	<1.0	<1.0	<1.0	<1.0	<0.5	<0.5	<0.5	<0.5	<0.50	<0.50	<0.50	<0.50	<0.50	<0.50	<0.50	96	190	920
1,2-Dichloropropane	<0.5	<0.5	<0.6	<0.5	<1.0	<1.0	<1.0	<1.0	<1.0	<1.0	<1.0	<0.5	<0.5	<0.5	<0.5	<0.50	<0.50	<0.50	<0.50	<0.50	<0.50	<0.50	NE	7.4	58
Ethylbenzene	<0.5	<0.5	<0.6	<0.5	<2.0	<1.0	<1.0	2.5	<1.0	<1.0	<1.0	1.3	2.7	<0.5	<0.5	<0.50	2.3	<0.50	<0.50	<0.50	<0.50	<0.50	580,000	50,000	50,000
Isopropylbenzene	<0.5	<0.5	<0.4	<0.5	<2.0	<1.0	<1.0	<1.0	<1.0	<1.0	<1.0	<0.5	<0.5	<0.5	<0.5	<0.50	<0.50	<0.50	<0.50	<0.50	<0.50	<1.0	NE	NE	NE
p-Isopropyltoluene	<0.5	<0.5	<0.7	<0.5	<2.0	<1.0	<1.0	<1.0	<1.0	<1.0	<1.0	<0.5	<0.5	<0.5	<0.5	<0.50	<0.50	<0.50	<0.50	<0.50	<0.50	<0.50	NE	NE	NE
Methyl tert-butyl ether (MTBE)	1.0	<0.5	<0.8	<0.5	<1.0	<1.0	<1.0	<1.0	<1.0	<1.0	<1.0	<0.5	<0.5	<0.5	<0.5	<0.50	<0.50	<0.50	<0.50	<0.50	<0.50	<0.50	NE	50,000	50,000
Naphthalene	4.6	<0.5	<1.0	<0.5	<3.0	<2.0	<2.0	13.8	<2.0	<2.0	<2.0	6.6	45.2	1.7	<2.0	3.7	29	2.6	<2.0	<2.0	<2.0	<2.0	NE	NE	NE
n-Propylbenzene	<0.5	<0.5	<0.8	<0.5	<2.0	<1.0	<1.0	<1.0	<1.0	<1.0	<1.0	<0.5	<0.5	<0.5	<2.0	<1.0	<1.0	<1.0	<1.0	<1.0	<1.0	<1.0	NE	NE	NE
Tetrachloroethene	<0.5	<0.5	<0.4	0.9	<2.5	<1.0	<1.0	<1.0	<1.0	<1.0	1.0	0.5	<0.5	0.8	0.7	<1.0	<1.0	<1.0	<1.0	<1.0	<1.0	<1.0	88	340	810
Toluene	<0.5	<0.5	<0.7	<0.5	<1.0	<1.0	<1.0	1.4	<1.0	<1.0	<1.0	<0.5	1.7	<0.5	<0.5	<1.0	1.1	<1.0	<1.0	<1.0	<1.0	<1.0	4,000,000	23,500	50,000
1,2,4-Trichlorobenzene	<0.5	<0.5	<0.7	<0.5	<3.0	<1.0	<1.0	<1.0	<1.0	<1.0	<1.0	<0.5	<0.5	<0.5	<2.0	<3.0	<3.0	<0.50	<0.50	<0.50	<0.50	<0.50	NE	NE	NE
1,1,1-Trichloroethane	<0.5	<0.5	<0.9	<0.5	1.1	<1.0	<1.0	<1.0	<1.0	<1.0	<1.0	<0.5	<0.5	<0.5	<0.5	<0.50	<0.50	<0.50	<0.50	<0.50	<0.50	<1.0	62,000	650	16,000
1,1,2-Trichloroethane	<0.5	<0.5	<0.7	<0.5	<1.0	<1.0	<1.0	<1.0	<1.0	<1.0	<1.0	<0.5	<0.5	<0.5	<0.5	<0.50	<0.50	<0.50	<0.50	<0.50	<0.50	<0.50	1,260	220	2,900
Trichloroethene	<0.5	<0.5	<1.0	<0.5	<1.0	<1.0	<1.0	<1.0	<1.0	<1.0	<1.0	<0.5	<0.5	<0.5	<0.5	<1.0	<1.0	<1.0	<1.0	<1.0	<1.0	<1.0	2,340	27	67
1,2,4-Trimethylbenzene	<0.5	<0.5	<0.7	<0.5	<2.0	<1.0	<1.0	<1.0	<1.0	<1.0	<1.0	0.5	0.6	<0.5	<0.5	0.77	0.51	<0.50	<0.50	<0.50	<0.50	<0.50	NE	NE	NE
1,3,5-Trimethylbenzene	<0.5	<0.5	<1.0	<0.5	<2.0	<1.0	<1.0	<1.0	<1.0	<1.0	<1.0	<0.5	<0.5	<0.5	<0.5	<0.50	<0.50	<0.50	<0.50	<0.50	<0.50	<2.0	NE	NE	NE
Xylenes, total	<1.0	<1.0	<1.3	<1.0	<4.0	<2.0	<2.0	1.4	<2.0	<2.0	<2.0	0.9	4.8	<1.0	<1.0	<2.0	1.5	<2.0	<2.0	<2.0	<2.0	<2.0	NE	21,300	50,000
Total Metals (mg/l)																									
Arsenic	NA	NA	NA	NA	NA	NA	NA	NA	NA	NA	**0.01**	**<0.01**	**<0.01**	**<0.010**	**<0.010**	**<0.010**	**0.013**	**<0.010**	<0.002	<0.002	<0.002	<0.0020	0.004	NE	NE
Barium	NA	NA	NA	NA	NA	NA	NA	NA	NA	NA	0.216	0.424	0.469	0.459	0.398	0.42	0.50	0.38	<0.050	0.460	0.490	0.370	NE	NE	NE
Silver	NA	NA	NA	NA	NA	NA	NA	NA	NA	NA	<0.005	<0.005	<0.005	<0.005	<0.005	<0.0050	<0.0050	<0.0050	0.0063	<0.0025	<0.0025	<0.0025	0.012	NE	NE

Notes:
NA - Not analyzed for this analyte.
NE - Not Established.
ND - Not Detected.
BRL - Below Laboratory Reporting Limit.
ug/l - micrograms per liter.
mg/l - milligrams per liter.
VOCs - Volatile Organic Compounds.
SVOCs - Semi Volatile Organic Compounds.
EPA - Environmental Protection Agency.
Bold indicates concentration exceeds the Surface Water Protection Criteria, Appendix D to Connecticut Remediation Standards (March 9, 2021).
Underline indicates concentration exceeds the Residential Volatilization Criteria for Substances in Groundwater, Appendix E to Connecticut Remediation Standards (March 9, 2021).
Italics indicates concentration exceeds the Industrial/ Commercial Volatilization Criteria for Soil Vapor, Appendix E to Connecticut Remediation Standards (March 9, 2021).
[D] Dissolved metals concentration
Shading indicates four consecutive quarters of laboratory analytical results below the Remediation Standards indicated on this Table.

MW-19
Groundwater Analytical Results
Former CL&P Area Work Center
1654 King Street
Enfield, Connecticut

Well ID	MW-19																									Connecticut Remediation Standards		
Year	2003	2004		2005		2006		2007			2008			2009				2010				2011				2012			
Month	October	April	October	April	October	April	October	April	July	October	April	July	October	January	April	July	October	January	April	July	October	January	April	July	October	January	Surface Water Protection Criteria	Residential Volatilization Criteria	Industrial/ Commercial Volatilization Criteria
VOCs via EPA 8260 (ug/l)																												
Acetone	NA	NA	NA	NA	NA	NA	NA	77.3	<50.0	<1000	<50.0	<5.0	41.9	<110	<5.0	<1.0	<5.0	<10	<5.0	<100	<10	<100	<5.0	<100	97	<50	NE	50,000	50,000
Benzene	<0.5	<0.5	<0.6	<0.5	<1.0	<1.0	<1.0	<1.0	<1.0	<20.0	<1.0	<0.5	<0.5	<5.0	<0.5	<0.50	<0.50	<0.50	<0.50	<5.0	<1.0	<5.0	<0.50	<10	<2.5	**<2.5**	710	215	530
Bromodichloromethane	<0.5	<0.5	<0.4	<0.5	<2.0	<1.0	<1.0	<1.0	<1.0	<20.0	<1.0	<0.5	<0.5	<5.0	<0.5	<0.50	<0.50	<0.50	<0.50	<5.0	<1.0	<5.0	<0.50	<10	<2.5	<2.5	NE	NE	NE
Bromomethane	<1.0	<1.0	<1.2	<1.0	<2.0	<5.0	<2.0	<2.0	<2.0	<40.0	<5.0	<1.0	<2.0	<10.0	<6.0	<5.0	<0.50	<5.0	<0.50	<10	<1.0	<5.0	<0.50	<20	<2.5	<2.5	NE	NE	NE
2-Butanone (MEK)	<5.0	<5.0	<10.0	<5.0	<20.0	<20.0	<20.0	<20.0	<20.0	<400	<20.0	<2.0	<2.0	<20.0	<2.0	<2.0	<2.0	<2.0	<2.0	<20	<4.0	<50	<5.0	<100	<25	<25	NE	50,000	50,000
n-Butylbenzene	42	28.8	22.4	28.5	17.4	21.8	37.4	16.6	29.6	<20.0	4.0	10.0	9.5	<5.0	4.1	5.7	13	4.5	3.6	23	5.4	<10	1.5	<40	<5.0	<5.0	NE	NE	NE
sec-Butylbenzene	6.6	2.6	<0.6	4.6	5.4	2.4	8.2	2.5	6.0	<20.0	1.1	2.5	3.4	<5.0	0.8	1.9	4.6	1.4	<1.0	<10	<2.0	<10	<1.0	<20	<5.0	<5.0	NE	NE	NE
tert-Butylbenzene	3.2	2.2	<0.8	3.4	3.8	2.5	3.6	2.8	3.4	<20.0	1.9	2.8	2.9	<5.0	2.0	2.4	3.4	2.3	1.6	<10	<2.0	<10	<1.0	<20	<5.0	<5.0	NE	NE	NE
Chlorobenzene	<0.5	<0.5	<0.6	<0.5	<1.0	<1.0	<1.0	<1.0	<1.0	<20.0	<1.0	<0.5	<0.5	<5.0	<0.5	<0.50	<0.50	<0.50	<0.50	<5.0	<1.0	<5.0	<0.50	<10	<2.5	<2.5	420,000	1,800	23,000
Chloroform	4.2	<0.5	6.9	7.2	5.5	<2.0	7.3	3.6	4.1	<40.0	<2.0	<0.5	2.8	<5.0	2.3	2.1	4.6	2.9	<0.50	5.2	2.0	<5.0	<0.50	<10	<2.5	<2.5	14,100	26	62
2-Chlorotoluene	<0.5	<0.5	<0.6	<0.5	<1.0	<1.0	<1.0	<1.0	<1.0	<20.0	<1.0	<0.5	<0.5	<5.0	<0.5	<0.50	<0.50	<0.50	<0.50	<5.0	<1.0	<5.0	<0.50	<10	<2.5	<2.5	NE	NE	NE
4-Chlorotoluene	<0.5	<0.5	<0.6	<0.5	<2.0	<1.0	<1.0	<1.0	<1.0	<20.0	<1.0	<0.5	<0.5	<5.0	<0.5	<0.50	<0.50	<0.50	<0.50	<5.0	<1.0	<10	<0.50	<10	<2.5	<2.5	NE	NE	NE
1,2-Dichlorobenzene	<0.5	<0.5	<0.8	<0.5	<1.0	<1.0	<1.0	<1.0	<1.0	<20.0	<1.0	<0.5	<0.5	<5.00	<0.5	<0.50	<0.50	<0.50	<0.50	<5.0	<1.0	<5.0	<0.50	<10	<2.5	<2.5	170,000	5,100	50,000
1,4-Dichlorobenzene	<0.5	<0.5	<0.8	<0.5	<1.0	<1.0	<1.0	<1.0	<1.0	<20.0	<1.0	<0.5	<0.5	<5.0	<0.5	<0.50	<0.50	<0.50	<0.50	<5.0	<1.0	<5.0	<0.50	<10	<2.5	<2.5	26,000	4,300	50,000
Dichlorodifluoromethane	<0.5	<0.5	<1.0	<0.5	<2.0	<5.0	<2.0	<2.0	<2.0	<40.0	<2.0	<0.5	<0.5	<5.0	<0.5	<1.0	<0.50	<0.50	<0.50	<5.0	<1.0	<5.0	<0.50	<10	<2.5	<2.5	NE	NE	NE
1,1-Dichloroethane	<0.5	<0.5	<0.7	<0.5	<1.0	<1.0	<1.0	<1.0	<1.0	<20.0	<1.0	<0.5	<0.5	<5.0	<0.5	<0.50	<0.50	<0.50	<0.50	<5.0	<1.0	<5.0	<0.50	<10	<2.5	<2.5	NE	NE	NE
1,2-Dichloroethane	<0.5	<0.5	<0.9	<0.5	<1.0	<1.0	<1.0	<1.0	<1.0	<20.0	<1.0	<0.5	<0.5	<5.0	<0.5	<0.50	<0.50	<0.50	<0.50	<5.0	<1.0	<5.0	<0.50	<10	<2.5	<2.5	2,970	3,000	41,000
1,1-Dichloroethene	<0.5	<0.5	<0.6	<1.0	<1.0	<1.0	<1.0	<1.0	<1.0	<20.0	<1.0	<0.5	<0.5	<5.0	<0.5	<0.50	<0.50	<0.50	<0.50	<5.0	<1.0	<5.0	<0.50	<10	<2.5	<2.5	96	6.5	68
cis-1,2-Dichloroethylene	<0.5	<0.5	<0.5	<0.5	1.2	<1.0	<1.0	<1.0	<1.0	<20.0	<1.0	<0.5	<0.5	<5.0	<0.5	<0.50	<0.50	<0.50	<0.50	<5.0	<1.0	<5.0	<0.50	<10	<2.5	<2.5	NE	190	920
1,2-Dichloropropane	<0.5	<0.5	<0.6	<0.5	<1.0	<1.0	<1.0	<1.0	<1.0	<20.0	<1.0	<0.5	<0.5	<5.0	<0.5	<0.50	<0.50	<0.50	<0.50	<5.0	<1.0	<5.0	<0.50	<10	<2.5	<2.5	NE	7.4	58
Ethylbenzene	324	149	282	421	236	254	1,020	271	439	221	64.8	76.8	99.6	19.9	48.7	94	230	29	54	350	89	18	13	150	96	45	580,000	50,000	50,000
Isopropylbenzene	47.8	11.2	31.7	25.2	24.3	16.8	56.4	15.2	44.7	23.4	7.0	14.6	23.1	<5.0	4.6	12	34	4.0	5.6	38	12	<10	2.2	22	15	5.8	NE	NE	NE
p-Isopropyltoluene	5.4	7.0	4.4	7.1	<2.0	4.4	5.7	4.9	6.2	<20.0	1.2	1.6	1.6	<5.0	<0.5	1.0	2.0	1.9	1.4	<5.0	1.5	<5.0	<0.50	<10	<2.5	<2.5	NE	NE	NE
Methyl tert-butyl ether (MTBE)	<0.5	<0.5	<0.8	<0.5	<1.0	<1.0	<1.0	<1.0	<1.0	<20.0	<1.0	<0.5	<0.5	<5.0	<0.5	<0.50	<0.50	<0.50	<0.50	<5.0	<1.0	<5.0	<0.50	<10	<2.5	<2.5	NE	50,000	50,000
Naphthalene	202	247	166	314	153	150	579	200	113	121	29.2	57.4	89.2	20.4	49.0	36	100	45	16	200	49	25	7.2	130	60	24	NE	NE	NE
n-Propylbenzene	83	17.8	68.1	53.3	51.7	29.3	231	25.3	98.0	53.0	8.7	28.1	43.9	<5.0	7.3	23	79	4.0	8.7	86	21	<10	2.5	38	30	7.5	NE	NE	NE
Tetrachloroethene	<0.5	<0.5	<0.4	<0.5	<2.5	<1.0	<1.0	<1.0	<1.0	<20.0	<1.0	<0.5	<0.5	<5.0	<0.5	<1.0	<1.0	<1.0	<1.0	<10	<2.0	<10	<1.0	<20	<5.0	<5.0	88	340	810
Toluene	11.7	13.1	6.8	10.0	6.3	8.1	13.8	9.5	11.2	<20.0	2.2	2.8	2.6	<5.0	2.0	2.0	2.4	1.9	1.5	<10	<2.0	<10	<1.0	<20	<5.0	<5.0	4,000,000	23,500	50,000
1,2,4-Trichlorobenzene	<0.5	<0.5	<0.7	<0.5	<3.0	<1.0	<1.0	<1.0	<1.0	<20.0	<1.0	<0.5	<0.5	<5.0	<2.0	<3.0	<0.50	<1.0	<0.50	<5.0	<1.0	<5.0	<0.50	<40	<2.5	<2.5	NE	NE	NE
1,1,1-Trichloroethane	<0.5	<0.5	<0.9	<0.5	<1.0	<1.0	<1.0	<1.0	<1.0	<20.0	<1.0	<0.5	<0.5	<5.0	<0.5	<0.50	<0.50	<0.50	<0.50	<5.0	<1.0	<10	<0.50	<10	<5.0	<5.0	62,000	650	16,000
1,1,2-Trichloroethane	<0.5	<0.5	<0.7	<0.5	<1.0	<1.0	<1.0	<1.0	<1.0	<20.0	<1.0	<0.5	<0.5	<5.0	<0.5	<0.50	<0.50	<0.50	<0.50	<5.0	<1.0	<5.0	<0.50	<10	<2.5	<2.5	1,260	220	2,900
Trichloroethene	<0.5	<0.5	<1.0	<0.5	<1.0	<1.0	<1.0	<1.0	2.5	<20.0	<1.0	<0.5	<0.5	<5.0	<0.5	<1.0	<1.0	<1.0	<1.0	<10	<2.0	<10	<1.0	<20	<5.0	<5.0	2,340	27	67
1,2,4-Trimethylbenzene	720	1,080	312	1,200	162	794	1,560	564	940	20.2	154	120	49.3	116	126	22	120	120	150	630	140	120	62	230	180	140	NE	NE	NE
1,3,5-Trimethylbenzene	229	361	128	445	83.4	265	466	211	289	<20.0	11.3	57.6	38.1	6.4	6.9	6.1	33	8.4	4.8	110	21	<20	3.1	24	9.2	5.9	NE	NE	NE
Xylenes, total	1,003	1,739	698	1,937	404	1,484	2,638	1,169	1,390	<140	185	219.4	175.8	145.7	161.4	104	212	147.9	161	490	157.1	89.0	33.7	160	110	45	NE	21,300	50,000

Notes:
NA - Not analyzed for this analyte.
NE - Not Established.
ND - Not Detected.
BRL - Below Laboratory Reporting Limit.
ug/l - micrograms per liter.
mg/l - milligrams per liter.
VOCs - Volatile Organic Compounds.
SVOCs - Semi Volatile Organic Compounds.
EPA - Environmental Protection Agency.
Bold indicates concentration exceeds the Surface Water Protection Criteria, Appendix D to Connecticut Remediation Standards (March 9, 2021).
Underline indicates concentration exceeds the Residential Volatilization Criteria for Substances in Groundwater, Appendix E to Connecticut Remediation Standards (March 9, 2021).
Italics indicates concentration exceeds the Industrial/ Commercial Volatilization Criteria for Soil Vapor, Appendix E to Connecticut Remediation Standards (March 9, 2021).
[D] Dissolved metals concentration
MW-19 detected Methylene Chloride of 38 ug/L for the October 2011 sampling event.
Shading indicates four consecutive quarters of laboratory analytical results below the Remediation Standards indicated on this Table.

MW-20
Groundwater Analytical Results
Former CL&P Area Work Center
1654 King Street
Enfield, Connecticut

Well ID	MW-20																					Connecticut Remediation Standards		
Year	2003	2004		2005		2006		2007			2008			2009				2010				2011	Surface Water Protection Criteria	Residential Volatilization Criteria	Industrial/ Commercial Volatilization Criteria
Month	October	April	October	April	October	April	October	April	July	October	April	July	October	January	April	July	October	January	April	July	October	January			
VOCs via EPA 8260 (ug/l)																									
Benzene	<0.5	<0.5	<0.6	<0.5	<1.0	<1.0	<1.0	<1.0	<1.0	<1.0	<1.0	<0.5	<0.5	<0.5	<0.5	<0.50	<0.50	<0.50	<0.50	<0.50	<0.50	<0.50	710	215	530
Bromodichloromethane	<0.5	<0.5	<0.4	<0.5	<2.0	<1.0	<1.0	<1.0	<1.0	<1.0	<1.0	<0.5	<0.5	<0.5	<0.5	<0.50	<0.50	<5.0	<0.50	<0.50	<0.50	<0.50	NE	NE	NE
Bromomethane	<1.0	<1.0	<1.2	<1.0	<2.0	<5.0	<2.0	<2.0	<2.0	<2.0	<5.0	<1.0	<2.0	<1.0	<6.0	<5.0	<5.0	<0.50	<0.50	<1.0	<0.50	<0.50	NE	NE	NE
2-Butanone (MEK)	<5.0	<5.0	<10.0	<5.0	<20.0	<20.0	<20.0	<20.0	<20.0	<20.0	<20.0	<2.0	<2.0	<2.0	<2.0	<2.0	<2.0	<2.0	<2.0	<2.0	<2.0	<5.0	NE	50,000	50,000
n-Butylbenzene	<0.5	<0.5	<0.7	<0.5	<2.0	<1.0	<1.0	<1.0	<1.0	<1.0	<1.0	<1.0	<0.5	<0.5	<0.5	<1.0	<1.0	<1.0	<1.0	<1.0	<1.0	<1.0	NE	NE	NE
sec-Butylbenzene	<0.5	<0.5	<0.6	<0.5	<1.0	<1.0	<1.0	<1.0	<1.0	<1.0	<1.0	<0.5	<0.5	<0.5	<0.5	<1.0	<1.0	<1.0	<1.0	<1.0	<1.0	<1.0	NE	NE	NE
tert-Butylbenzene	<0.5	<0.5	<0.8	<0.5	<2.0	<1.0	<1.0	<1.0	<1.0	<1.0	<1.0	<0.5	<0.5	<0.5	<0.5	<1.0	<1.0	<1.0	<1.0	<1.0	<1.0	<1.0	NE	NE	NE
Chlorobenzene	<0.5	<0.5	<0.6	<0.5	<1.0	<1.0	<1.0	<1.0	<1.0	<1.0	<1.0	<0.5	<0.5	<0.5	<0.5	<0.50	<0.50	<0.50	<0.50	<0.50	<0.50	<0.50	420,000	1,800	23,000
Chloroform	<0.5	<0.5	<0.8	<0.5	<2.0	<2.0	<2.0	<2.0	<2.0	<2.0	<2.0	<0.5	<0.5	<0.5	<0.5	<0.50	<0.50	<0.50	<0.50	<0.50	<0.50	<0.50	14,100	26	62
2-Chlorotoluene	<0.5	<0.5	<0.6	<0.5	<1.0	<1.0	<1.0	<1.0	<1.0	<1.0	<1.0	<0.5	<0.5	<0.5	<0.5	<0.50	<0.50	<0.50	<0.50	<0.50	<0.50	<0.50	NE	NE	NE
4-Chlorotoluene	<0.5	<0.5	<0.6	<0.5	<2.0	<1.0	<1.0	<1.0	<1.0	<1.0	<1.0	<0.5	<0.5	<0.5	<0.5	<0.50	<0.50	<0.50	<0.50	<0.50	<0.50	<1.0	NE	NE	NE
1,2-Dichlorobenzene	<0.5	<0.5	<0.8	<0.5	<1.0	<1.0	<1.0	<1.0	<1.0	<1.0	<1.0	<0.5	<0.5	<0.5	<0.5	<0.50	<0.50	<0.50	<0.50	<0.50	<0.50	<0.50	170,000	5,100	50,000
1,4-Dichlorobenzene	<0.5	<0.5	<0.8	<0.5	<1.0	<1.0	<1.0	<1.0	<1.0	<1.0	<1.0	<0.5	<0.5	<0.5	<0.5	<0.50	<0.50	<0.50	<0.50	<0.50	<0.50	<0.50	26,000	4,300	50,000
Dichlorodifluoromethane	<0.5	<0.5	<1.0	1.2	<2.0	<5.0	<2.0	<2.0	<2.0	<2.0	<2.0	<0.5	<0.5	<0.5	<0.5	<0.50	<0.50	<0.50	<0.50	<0.50	<0.50	<0.50	NE	NE	NE
1,1-Dichloroethane	<0.5	<0.5	<0.7	<0.5	<1.0	<1.0	<1.0	<1.0	<1.0	<1.0	<1.0	<0.5	<0.5	<0.5	<0.5	<0.50	<0.50	<0.50	<0.50	<0.50	<0.50	<0.50	NE	3,000	41,000
1,2-Dichloroethane	<0.5	<0.5	<0.9	<0.5	<1.0	<1.0	<1.0	<1.0	<1.0	<1.0	<1.0	<0.5	<0.5	<0.5	<0.5	<0.50	<0.50	<0.50	<0.50	<0.50	<0.50	<0.50	2,970	6.5	68
1,1-Dichloroethene	<0.5	<0.5	<0.6	<1.0	<1.0	<1.0	<1.0	<1.0	<1.0	<1.0	<1.0	<0.5	<0.5	<0.5	<0.5	<0.50	<0.50	<0.50	<0.50	<0.50	<0.50	<0.50	96	190	920
1,2-Dichloropropane	<0.5	<0.5	<0.6	<0.5	<1.0	<1.0	<1.0	<1.0	<1.0	<1.0	<1.0	<0.5	<0.5	<0.5	<0.5	<0.50	<0.50	<0.50	<0.50	<0.50	<0.50	<0.50	NE	7.4	58
Ethylbenzene	1.5	<0.5	<0.6	<0.5	<2.0	<1.0	<1.0	1.5	<1.0	<1.0	<1.0	1.6	2.0	<0.5	<0.5	<0.50	1.3	<0.50	<0.50	<0.50	<0.50	<0.50	580,000	50,000	50,000
Isopropylbenzene	<0.5	<0.5	<0.4	<0.5	<2.0	<1.0	<1.0	<1.0	<1.0	<1.0	<1.0	<0.5	<0.5	<0.5	<0.5	<0.50	<0.50	<0.50	<0.50	<0.50	<0.50	<1.0	NE	NE	NE
p-Isopropyltoluene	<0.5	<0.5	<0.7	<0.5	<2.0	<1.0	<1.0	<1.0	<1.0	<1.0	<1.0	<0.5	<0.5	<0.5	<0.5	<0.50	<0.50	<0.50	<0.50	<0.50	<0.50	<0.50	NE	NE	NE
Methyl tert-butyl ether (MTBE)	<0.5	3.2	6.9	<0.5	<1.0	<1.0	<1.0	<1.0	<1.0	<1.0	<1.0	<0.5	<0.5	<0.5	<0.5	<0.50	<0.50	<0.50	<0.50	<0.50	<0.50	<0.50	NE	50,000	50,000
Naphthalene	1.7	<0.5	<1.0	<0.5	<3.0	<2.0	<2.0	9.8	<2.0	<2.0	<2.0	<5.0	31.6	1.3	<2.0	3.1	15	<2.0	<2.0	<2.0	<2.0	<2.0	NE	NE	NE
n-Propylbenzene	<0.5	<0.5	<0.8	<0.5	<2.0	<1.0	<1.0	<1.0	<1.0	<1.0	<1.0	<0.5	<0.5	<0.5	<0.5	<1.0	<1.0	<1.0	<1.0	<1.0	<1.0	<1.0	NE	NE	NE
Tetrachloroethene	1.8	<0.5	2.1	<0.5	3.0	<1.0	1.4	<1.0	<1.0	1.3	<1.0	0.8	0.8	<0.5	<0.5	<1.0	<1.0	<1.0	<1.0	<1.0	<1.0	<1.0	88	340	810
Toluene	<0.5	<0.5	<0.7	<0.5	<1.0	<1.0	<1.0	<1.0	<1.0	<1.0	<1.0	<0.5	1.1	<0.5	<0.5	<1.0	<1.0	<1.0	<1.0	<1.0	<1.0	<1.0	4,000,000	23,500	50,000
1,2,4-Trichlorobenzene	<0.5	<0.5	<0.7	<0.5	<3.0	<1.0	<1.0	<1.0	<1.0	<1.0	<1.0	<0.5	<0.5	<0.5	<2.0	<3.0	<3.0	<0.50	<0.50	<0.50	<0.50	<0.50	NE	NE	NE
1,1,1-Trichloroethane	<0.5	<0.5	<0.9	<0.5	<1.0	<1.0	<1.0	<1.0	<1.0	<1.0	<1.0	<0.5	<0.5	<0.5	<0.5	<0.50	<0.50	<0.50	<0.50	<0.50	<0.50	<1.0	62,000	650	16,000
1,1,2-Trichloroethane	<0.5	<0.5	<0.7	<0.5	<1.0	<1.0	<1.0	<1.0	<1.0	<1.0	<1.0	<0.5	<0.5	<0.5	<0.5	<0.50	<0.50	<0.50	<0.50	<0.50	<0.50	<0.50	1,260	220	2,900
Trichloroethene	<0.5	<0.5	<1.0	<0.5	<1.0	<1.0	<1.0	<1.0	<1.0	<1.0	<1.0	<0.5	<0.5	<0.5	<0.5	<1.0	<1.0	<1.0	<1.0	<1.0	<1.0	<1.0	2,340	27	67
1,2,4-Trimethylbenzene	1.5	<0.5	<0.7	1.4	<2.0	<1.0	<1.0	<1.0	<1.0	<1.0	<1.0	1.7	<0.5	<0.5	<0.5	<0.50	<0.50	<0.50	<0.50	<0.50	<0.50	<0.50	NE	NE	NE
1,3,5-Trimethylbenzene	<0.5	<0.5	<1.0	<0.5	<2.0	<1.0	<1.0	<1.0	<1.0	<1.0	<1.0	<0.5	<0.5	<0.5	<0.5	<0.50	<0.50	<0.50	<0.50	<0.50	<0.50	<2.0	NE	NE	NE
Xylenes, total	4.2	<1.0	<1.3	<1.0	<4.0	<2.0	<2.0	<2.0	<2.0	<2.0	<2.0	3.5	3.3	<1.0	<1.0	<1.0	<2.0	<2.0	<2.0	<2.0	<2.0	<2.0	NE	21,300	50,000

Notes:
NA - Not analyzed for this analyte.
NE - Not Established.
ND - Not Detected.
BRL - Below Laboratory Reporting Limit.
ug/l - micrograms per liter.
mg/l - milligrams per liter.
VOCs - Volatile Organic Compounds.
SVOCs - Semi Volatile Organic Compounds.
EPA - Environmental Protection Agency.
Bold indicates concentration exceeds the Surface Water Protection Criteria, Appendix D to Connecticut Remediation Standards (March 9, 2021).
Underline indicates concentration exceeds the Residential Volatilization Criteria for Substances in Groundwater, Appendix E to Connecticut Remediation Standards (March 9, 2021).
Italics indicates concentration exceeds the Industrial/ Commercial Volatilization Criteria for Soil Vapor, Appendix E to Connecticut Remediation Standards (March 9, 2021).
[D] Dissolved metals concentration.
Shading indicates four consecutive quarters of laboratory analytical results below the Remediation Standards indicated on this Table.

MW-21
Groundwater Analytical Results
Former CL&P Area Work Center
1654 King Street
Enfield, Connecticut

Well ID	MW-21																				Connecticut Remediation Standards		
Year	2003	2004		2005		2006		2007			2008			2009			2010				2011	Surface Water Protection Criteria	Residential Volatilization Criteria	Industrial/ Commercial Volatilization Criteria
Month	October	April	October	April	October	April	October	April	July	October	April	July	October	April	July	October	January	April	July	October	January			
VOCs via EPA 8260 (ug/l)																								
Acetone	NA	NA	NA	NA	NA	NA	NA	ND	ND	ND	ND	ND	5.1	<5.0	<5.0	<5.0	<50	<5.0	<10	<5.0	<10	NE	50,000	50,000
Benzene	<0.5	<0.5	<0.6	<0.5	<1.0	<1.0	<1.0	<1.0	<1.0	<1.0	<1.0	<0.5	<0.5	<0.5	<0.50	<0.50	<0.50	<0.50	<0.50	<0.50	<0.50	710	215	530
Bromodichloromethane	<0.5	<0.5	<0.4	<0.5	<2.0	<1.0	<1.0	<1.0	<1.0	<1.0	<1.0	<0.5	<0.5	<0.5	<0.50	<0.50	<5.0	<0.50	<0.50	<0.50	<0.50	NE	NE	NE
Bromomethane	<1.0	<1.0	<1.2	<1.0	<2.0	<5.0	<2.0	<2.0	<2.0	<2.0	<5.0	<1.0	<2.0	<6.0	<5.0	<5.0	<0.50	<0.50	<1.0	<0.50	<0.50	NE	NE	NE
2-Butanone (MEK)	<5.0	<5.0	<10.0	<5.0	<20.0	<20.0	<20.0	<20.0	<20.0	<20.0	<20.0	<2.0	<2.0	<2.0	<2.0	<2.0	<2.0	<2.0	<2.0	<2.0	<5.0	NE	50,000	50,000
n-Butylbenzene	<0.5	<0.5	<0.7	<0.5	<2.0	<1.0	<1.0	<1.0	<1.0	<1.0	<1.0	<1.0	<0.5	<0.5	<1.0	<1.0	<1.0	<1.0	<1.0	<1.0	<1.0	NE	NE	NE
sec-Butylbenzene	<0.5	<0.5	<0.6	<0.5	<1.0	<1.0	<1.0	<1.0	<1.0	<1.0	<1.0	<0.5	<0.5	<0.5	<1.0	<1.0	<1.0	<1.0	<1.0	<1.0	<1.0	NE	NE	NE
tert-Butylbenzene	<0.5	<0.5	<0.8	<0.5	<2.0	<1.0	<1.0	<1.0	<1.0	<1.0	<1.0	<0.5	<0.5	<0.5	<1.0	<1.0	<1.0	<1.0	<1.0	<1.0	<1.0	NE	NE	NE
Chlorobenzene	<0.5	<0.5	<0.6	<0.5	<1.0	<1.0	<1.0	<1.0	<1.0	<1.0	<1.0	<0.5	<0.5	<0.5	<0.50	<0.50	<0.50	<0.50	<0.50	<0.50	<0.50	420,000	1,800	23,000
Chloroform	<0.5	<0.5	<0.8	<0.5	<2.0	<2.0	<2.0	<2.0	<2.0	<2.0	<2.0	<0.5	<0.5	<0.5	<0.50	<0.50	<0.50	<0.50	<0.50	<0.50	<0.50	14,100	26	62
2-Chlorotoluene	<0.5	<0.5	<0.6	<0.5	<1.0	<1.0	<1.0	<1.0	<1.0	<1.0	<1.0	<0.5	<0.5	<0.5	<0.50	<0.50	<0.50	<0.50	<0.50	<0.50	<0.50	NE	NE	NE
4-Chlorotoluene	<0.5	<0.5	<0.6	<0.5	<2.0	<1.0	<1.0	<1.0	<1.0	<1.0	<1.0	<0.5	<0.5	<0.5	<0.50	<0.50	<0.50	<0.50	<0.50	<0.50	<1.0	NE	NE	NE
1,2-Dichlorobenzene	<0.5	<0.5	<0.8	<0.5	<1.0	<1.0	<1.0	<1.0	<1.0	<1.0	<1.0	<0.5	<0.5	<0.5	<0.50	<0.50	<0.50	<0.50	<0.50	<0.50	<0.50	170,000	5,100	50,000
1,4-Dichlorobenzene	<0.5	<0.5	<0.8	<0.5	<1.0	<1.0	<1.0	<1.0	<1.0	<1.0	<1.0	<0.5	<0.5	<0.5	<0.50	<0.50	<0.50	<0.50	<0.50	<0.50	<0.50	26,000	4,300	50,000
Dichlorodifluoromethane	<0.5	<0.5	<1.0	<0.5	<2.0	<5.0	<2.0	<2.0	<2.0	<2.0	3.6	2.3	1.5	2.4	1.3	0.61	1.3	<0.50	<0.50	<0.50	0.60	NE	NE	NE
1,1-Dichloroethane	<0.5	<0.5	<0.7	<0.5	<1.0	<1.0	<1.0	<1.0	<1.0	<1.0	<1.0	<0.5	<0.5	<0.5	<0.50	<0.50	<0.50	<0.50	<0.50	<0.50	<0.50	NE	3,000	41,000
1,2-Dichloroethane	<0.5	<0.5	<0.9	<0.5	<1.0	<1.0	<1.0	<1.0	<1.0	<1.0	<1.0	<0.5	<0.5	<0.5	<0.50	<0.50	<0.50	<0.50	<0.50	<0.50	<0.50	2,970	6.5	68
1,1-Dichloroethene	<0.5	<0.5	<0.6	<1.0	<1.0	<1.0	<1.0	<1.0	<1.0	<1.0	<1.0	<0.5	<0.5	<0.5	<0.50	<0.50	<0.50	<0.50	<0.50	<0.50	<0.50	96	190	920
1,2-Dichloropropane	<0.5	<0.5	<0.6	<0.5	<1.0	<1.0	<1.0	<1.0	<1.0	<1.0	<1.0	<0.5	<0.5	<0.5	<0.50	<0.50	<0.50	<0.50	<0.50	<0.50	<0.50	NE	7.4	58
Ethylbenzene	0.7	<0.5	<0.6	<0.5	<2.0	<1.0	<1.0	1.2	<1.0	<1.0	<1.0	<0.5	<0.5	<0.5	<0.50	<0.50	<0.50	<0.50	<0.50	<0.50	<0.50	580,000	50,000	50,000
Isopropylbenzene	<0.5	<0.5	<0.4	<0.5	<2.0	<1.0	<1.0	<1.0	<1.0	<1.0	<1.0	<0.5	<0.5	<0.5	<0.50	<0.50	<0.50	<0.50	<0.50	<0.50	<1.0	NE	NE	NE
p-Isopropyltoluene	<0.5	<0.5	<0.7	<0.5	<2.0	<1.0	<1.0	<1.0	<1.0	<1.0	<1.0	<0.5	<0.5	<0.5	<0.50	<0.50	<0.50	<0.50	<0.50	<0.50	<0.50	NE	NE	NE
Methyl tert-butyl ether (MTBE)	<0.5	<0.5	<0.8	1.2	<1.0	<1.0	<1.0	<1.0	<1.0	<1.0	<1.0	<0.5	<0.5	<0.5	<0.50	<0.50	<0.50	<0.50	<0.50	<0.50	<0.50	NE	50,000	50,000
Naphthalene	0.7	<0.5	<1.0	<0.5	<3.0	<2.0	<2.0	11.8	<2.0	<2.0	<2.0	<5.0	<1.0	<2.0	<3.0	<3.0	<2.0	<2.0	<2.0	<2.0	<2.0	NE	NE	NE
n-Propylbenzene	<0.5	<0.5	<0.8	<0.5	<2.0	<1.0	<1.0	<1.0	<1.0	<1.0	<1.0	<0.5	<0.5	<0.5	<1.0	<1.0	<1.0	<1.0	<1.0	<1.0	<1.0	NE	NE	NE
Tetrachloroethene	<0.5	<0.5	<0.4	0.8	<2.5	<1.0	<1.0	<1.0	<1.0	<1.0	<1.0	<0.5	<0.5	<0.5	<1.0	<1.0	<1.0	<1.0	<1.0	<1.0	<1.0	88	340	810
Toluene	<0.5	<0.5	<0.7	<0.5	<1.0	<1.0	<1.0	<1.0	<1.0	<1.0	<1.0	<0.5	<0.5	<0.5	<1.0	<1.0	<1.0	<1.0	<1.0	<1.0	<1.0	4,000,000	23,500	50,000
1,2,4-Trichlorobenzene	<0.5	<0.5	<0.7	<0.5	<3.0	<1.0	<1.0	<1.0	<1.0	<1.0	<1.0	<0.5	<0.5	<2.0	<3.0	<3.0	<0.50	<0.50	<0.50	<0.50	<0.50	NE	NE	NE
1,1,1-Trichloroethane	0.8	<0.5	2.5	<0.5	2.2	<1.0	<1.0	<1.0	<1.0	<1.0	<1.0	<0.5	<0.5	<0.5	<0.50	0.75	<0.50	<0.50	<0.50	0.52	<1.0	62,000	650	16,000
1,1,2-Trichloroethane	<0.5	<0.5	<0.7	<0.5	<1.0	<1.0	<1.0	<1.0	<1.0	<1.0	<1.0	<0.5	<0.5	<0.5	<0.50	<0.50	<0.50	<0.50	<0.50	<0.50	<0.50	1,260	220	2,900
Trichloroethene	<0.5	<0.5	<1.0	<0.5	<1.0	<1.0	<1.0	<1.0	<1.0	<1.0	<1.0	<0.5	<0.5	<0.5	<1.0	<1.0	<1.0	<1.0	<1.0	<1.0	<1.0	2,340	27	67
1,2,4-Trimethylbenzene	0.6	<0.5	<0.7	1.3	<2.0	<1.0	<1.0	<1.0	<1.0	<1.0	<1.0	<0.5	<0.5	<0.5	<0.50	<0.50	<0.50	<0.50	<0.50	<0.50	<0.50	NE	NE	NE
1,3,5-Trimethylbenzene	<0.5	<0.5	<1.0	<0.5	<2.0	<1.0	<1.0	<1.0	<1.0	<1.0	<1.0	<0.5	<0.5	<0.5	<0.50	<0.50	<0.50	<0.50	<0.50	<0.50	<2.0	NE	NE	NE
Xylenes, total	1.9	<1.0	<1.3	<1.0	<4.0	<2.0	<2.0	<2.0	<2.0	<2.0	<2.0	<1.0	<1.0	<1.0	<2.0	<2.0	<2.0	<2.0	<2.0	<2.0	<2.0	NE	21,300	50,000
SVOCs via EPA 8270 (ug/l)																								
Acenaphthene	NA	NA	NA	NA	NA	NA	NA	NA	NA	NA	<0.3	0.75	<0.3	<0.30	<0.30	<0.30	<0.30	<0.30	<0.30	<0.30	<0.30	NE	NE	NE
Benzo(a)anthracene	NA	NA	NA	NA	NA	NA	NA	NA	NA	NA	<0.05	<0.05	<0.05	<0.050	<0.050	<0.050	<0.050	<0.050	<0.050	<0.050	<0.050	0.3	NE	NE
Benzo(a)pyrene	NA	NA	NA	NA	NA	NA	NA	NA	NA	NA	<0.1	<0.1	<0.1	<0.100	<0.050	<0.10	<0.10	<0.10	<0.10	<0.10	<0.10	0.3	NE	NE
Benzo(b)fluoranthene	NA	NA	NA	NA	NA	NA	NA	NA	NA	NA	0.05	<0.05	<0.05	<0.050	<0.050	<0.050	<0.050	<0.050	<0.050	<0.050	<0.20	0.3	NE	NE
Bis(2-ethylhexyl)phthalate	NA	NA	NA	NA	NA	NA	NA	NA	NA	NA	<10.0	1.38	<1	<1.00	<10	<10	<10	<10	NA	NA	NA	NE	NE	NE
Naphthalene	NA	NA	NA	NA	NA	NA	NA	NA	NA	NA	<1	<1.00	<1.00	<1.00	1.0	<1.0	<1.0	<1.0	<1.0	<1.0	<1.0	NE	NE	NE
Phenanthrene	NA	NA	NA	NA	NA	NA	NA	NA	NA	NA	<0.05	0.28	<0.05	<0.05	<0.050	<0.050	<0.050	<0.050	<0.050	<0.050	<0.050	14	NE	NE

Notes:
NA - Not analyzed for this analyte.
NE - Not Established.
ND - Not Detected.
BRL - Below Laboratory Reporting Limit.
ug/l - micrograms per liter.
mg/l - milligrams per liter.
VOCs - Volatile Organic Compounds.
SVOCs - Semi Volatile Organic Compounds.
EPA - Environmental Protection Agency.
Bold indicates concentration exceeds the Surface Water Protection Criteria, Appendix D to Connecticut Remediation Standards (March 9, 2021).
Underline indicates concentration exceeds the Residential Volatilization Criteria for Substances in Groundwater, Appendix E to Connecticut Remediation Standards (March 9, 2021).
Italics indicates concentration exceeds the Industrial/ Commercial Volatilization Criteria for Soil Vapor, Appendix E to Connecticut Remediation Standards (March 9, 2021).
[D] Dissolved metals concentration
Shading indicates four consecutive quarters of laboratory analytical results below the Remediation Standards indicated on this Table.

RW-1
Groundwater Analytical Results
Former CL&P Area Work Center
1654 King Street
Enfield, Connecticut

Well ID	RW-1																					Connecticut Remediation Standards		
Year	2003	2004		2005		2006		2007			2008			2009				2010				2011	Surface Water Protection Criteria	Residential Volatilization Criteria	Industrial/ Commercial Volatilization Criteria
Month	October	April	October	April	October	April	October	April	July	October	April	July	October	January	April	July	October	January	April	July	October	January			
VOCs via EPA 8260 (ug/l)																									
Benzene	<0.5	<0.5	<0.6	<0.5	<1.0	<1.0	<1.0	<1.0	<1.0	<1.0	<1.0	<0.5	<0.5	<0.5	<0.5	<0.50	<0.50	<0.50	<0.50	<0.50	<0.50	<0.50	710	215	530
Bromodichloromethane	<0.5	<0.5	<0.4	<0.5	<2.0	<1.0	<1.0	<1.0	<1.0	<1.0	<1.0	<0.5	<0.5	<0.5	<0.5	<0.50	<0.50	<5.0	<0.50	<0.50	<0.50	<0.50	NE	NE	NE
Bromomethane	<1.0	<1.0	<1.2	<1.0	<2.0	<5.0	<2.0	<2.0	<2.0	<2.0	<5.0	<1.0	<2.0	<1.0	<6.0	<5.0	<5.0	<0.50	<0.50	<0.50	<0.50	<0.50	NE	NE	NE
2-Butanone (MEK)	<5.0	<5.0	<10.0	<5.0	<20.0	<20.0	<20.0	<20.0	<20.0	<20.0	<20.0	<2.0	<2.0	<2.0	<2.0	<2.0	<2.0	<2.0	<2.0	<2.0	<2.0	<5.0	NE	50,000	50,000
n-Butylbenzene	<0.5	<0.5	<0.7	<0.5	<2.0	<1.0	<1.0	<1.0	<1.0	<1.0	<1.0	<1.0	<0.5	<0.5	<0.5	<1.0	<1.0	<1.0	<1.0	<1.0	<1.0	<1.0	NE	NE	NE
sec-Butylbenzene	<0.5	<0.5	<0.6	<0.5	<1.0	<1.0	<1.0	<1.0	<1.0	<1.0	<1.0	<0.5	<0.5	<0.5	<0.5	<1.0	<1.0	<1.0	<1.0	<1.0	<1.0	<1.0	NE	NE	NE
tert-Butylbenzene	<0.5	<0.5	<0.8	<0.5	<2.0	<1.0	<1.0	<1.0	<1.0	<1.0	<1.0	<0.5	<0.5	<0.5	<0.5	<1.0	<1.0	<1.0	<1.0	<1.0	<1.0	<1.0	NE	NE	NE
Chlorobenzene	<0.5	<0.5	<0.6	<0.5	<1.0	<1.0	<1.0	<1.0	<1.0	<1.0	<1.0	<0.5	<0.5	<0.5	<0.5	<0.50	<0.50	<0.50	<0.50	<0.50	<0.50	<0.50	420,000	1,800	23,000
Chloroform	<0.5	<0.5	<0.8	<0.5	<2.0	<2.0	<2.0	<2.0	<2.0	<2.0	<2.0	<0.5	<0.5	<0.5	<0.5	<0.50	<0.50	<0.50	<0.50	<0.50	<0.50	<0.50	14,100	26	62
2-Chlorotoluene	<0.5	<0.5	<0.6	<0.5	<1.0	<1.0	<1.0	<1.0	<1.0	<1.0	<1.0	<0.5	<0.5	<0.5	<0.5	<0.50	<0.50	<0.50	<0.50	<0.50	<0.50	<0.50	NE	NE	NE
4-Chlorotoluene	<0.5	<0.5	<0.6	<0.5	<2.0	<1.0	<1.0	<1.0	<1.0	<1.0	<1.0	<0.5	<0.5	<0.5	<0.5	<0.50	<0.50	<0.50	<0.50	<0.50	<0.50	<1.0	NE	NE	NE
1,2-Dichlorobenzene	<0.5	<0.5	<0.8	<0.5	<1.0	<1.0	<1.0	<1.0	<1.0	<1.0	<1.0	<0.5	<0.5	<0.5	<0.5	<0.50	<0.50	<0.50	<0.50	<0.50	<0.50	<0.50	170,000	5,100	50,000
1,4-Dichlorobenzene	<0.5	<0.5	<0.8	<0.5	<1.0	<1.0	<1.0	<1.0	<1.0	<1.0	<1.0	<0.5	<0.5	<0.5	<0.5	<0.50	<0.50	<0.50	<0.50	<0.50	<0.50	<0.50	26,000	4,300	50,000
Dichlorodifluoromethane	<0.5	<0.5	<1.0	<0.5	<2.0	<2.0	<2.0	<2.0	<2.0	<2.0	<2.0	<0.5	<0.5	<0.5	<0.5	<1.0	<0.50	<0.50	<0.50	<0.50	<0.50	<0.50	NE	NE	NE
1,1-Dichloroethane	<0.5	<0.5	<0.7	<0.5	<1.0	<1.0	<1.0	<1.0	<1.0	<1.0	<1.0	<0.5	<0.5	<0.5	<0.5	<0.50	<0.50	<0.50	<0.50	<0.50	<0.50	<0.50	NE	3,000	41,000
1,2-Dichloroethane	<0.5	<0.5	<0.9	<0.5	<1.0	<1.0	<1.0	<1.0	<1.0	<1.0	<1.0	<0.5	<0.5	<0.5	<0.5	<0.50	<0.50	<0.50	<0.50	<0.50	<0.50	<0.50	2,970	6.5	68
1,1-Dichloroethene	<0.5	<0.5	<0.6	<1.0	<1.0	<1.0	<1.0	<1.0	<1.0	<1.0	<1.0	<0.5	<0.5	<0.5	<0.5	<0.50	<0.50	<0.50	<0.50	<0.50	<0.50	<0.50	96	190	920
1,2-Dichloropropane	<0.5	<0.5	<0.6	<0.5	<1.0	<1.0	<1.0	<1.0	<1.0	<1.0	<1.0	<0.5	<0.5	<0.5	<0.5	<0.5	<0.50	<0.50	<0.50	<0.50	<0.50	<0.50	NE	7.4	58
Ethylbenzene	<0.5	<0.5	<0.6	<0.5	<2.0	<1.0	<1.0	1.1	<1.0	<1.0	<1.0	<0.5	<0.5	<0.5	<0.5	<0.50	<0.50	<0.50	<0.50	<0.50	<0.50	<0.50	580,000	50,000	50,000
Isopropylbenzene	<0.5	<0.5	<0.4	<0.5	<2.0	<1.0	<1.0	<1.0	<1.0	<1.0	<1.0	<0.5	<0.5	<0.5	<0.5	<0.50	<0.50	<0.50	<0.50	<0.50	<0.50	<1.0	NE	NE	NE
p-Isopropyltoluene	<0.5	<0.5	<0.7	<0.5	<2.0	<1.0	<1.0	<1.0	<1.0	<1.0	<1.0	<0.5	<0.5	<0.5	<0.5	<0.50	<0.50	<0.50	<0.50	<0.50	<0.50	<0.50	NE	NE	NE
Methyl tert-butyl ether (MTBE)	<0.5	<0.5	<0.8	<0.5	<1.0	<1.0	<1.0	<1.0	<1.0	<1.0	<1.0	<0.5	<0.5	<0.5	<0.5	<0.50	<0.50	<0.50	<0.50	<0.50	<0.50	<0.50	NE	50,000	50,000
Naphthalene	<0.5	<0.5	<1.0	<0.5	<3.0	<6.0	<2.0	9.1	<2.0	<2.0	<2.0	<5.0	<1.0	<0.5	<2.0	<3.0	9.3	<2.0	<2.0	<2.0	<2.0	<2.0	NE	NE	NE
n-Propylbenzene	<0.5	<0.5	<0.8	<0.5	<2.0	<1.0	<1.0	<1.0	<1.0	<1.0	<1.0	<0.5	<0.5	<0.5	<0.5	<1.0	<1.0	<1.0	<1.0	<1.0	<1.0	<1.0	NE	NE	NE
Tetrachloroethene	<0.5	<0.5	<0.4	<0.5	<2.5	<1.0	<1.0	<1.0	<1.0	<1.0	<1.0	<0.5	<0.5	<0.5	<0.5	<1.0	<1.0	<1.0	<1.0	<1.0	<1.0	<1.0	88	340	810
Toluene	<0.5	<0.5	<0.7	<0.5	<1.0	<1.0	<1.0	<1.0	<1.0	<1.0	<1.0	<0.5	<0.5	<0.5	<0.5	<1.0	<1.0	<1.0	<1.0	<1.0	<1.0	<1.0	4,000,000	23,500	50,000
1,2,4-Trichlorobenzene	<0.5	<0.5	<0.7	<0.5	<3.0	<5.0	<1.0	<1.0	<1.0	<1.0	<1.0	<0.5	<0.5	<0.5	<2.0	<3.0	<0.50	<0.50	<0.50	<0.50	<0.50	<0.50	NE	NE	NE
1,1,1-Trichloroethane	<0.5	<0.5	<0.9	<0.5	<1.0	<1.0	<1.0	<1.0	<1.0	<1.0	<1.0	<0.5	<0.5	<0.5	<0.5	<0.50	<0.50	<0.50	<0.50	<0.50	<0.50	<1.0	62,000	650	16,000
1,1,2-Trichloroethane	<0.5	<0.5	<0.7	<0.5	<1.0	<1.0	<1.0	<1.0	<1.0	<1.0	<1.0	<0.5	<0.5	<0.5	<0.5	<0.50	<0.50	<0.50	<0.50	<0.50	<0.50	<0.50	1,260	220	2,900
Trichloroethene	<0.5	<0.5	<1.0	<0.5	<1.0	<1.0	<1.0	<1.0	<1.0	<1.0	<1.0	<0.5	<0.5	<0.5	<0.5	<1.0	<1.0	<1.0	<1.0	<1.0	<1.0	<1.0	2,340	27	67
1,2,4-Trimethylbenzene	<0.5	<0.5	<0.7	<0.5	<2.0	<1.0	<1.0	<1.0	<1.0	<1.0	<1.0	<0.5	<0.5	<0.5	<0.5	<0.50	<0.50	<0.50	<0.50	<0.50	<0.50	<0.50	NE	NE	NE
1,3,5-Trimethylbenzene	<0.5	<0.5	<1.0	<0.5	<2.0	<1.0	<1.0	<1.0	<1.0	<1.0	<1.0	<0.5	<0.5	<0.5	<0.5	<0.50	<0.50	<0.50	<0.50	<0.50	<0.50	<2.0	NE	NE	NE
Xylenes, total	<1.0	<1.0	<1.3	<1.0	<4.0	<2.0	<2.0	<2.0	<2.0	<2.0	<2.0	<1.0	<1.0	<1.0	<1.0	<2.0	<2.0	<2.0	<2.0	<2.0	<2.0	<2.0	NE	21,300	50,000

Notes:
NA - Not analyzed for this analyte.
NE - Not Established.
ND - Not Detected.
BRL - Below Laboratory Reporting Limit.
ug/l - micrograms per liter.
mg/l - milligrams per liter.
VOCs - Volatile Organic Compounds.
SVOCs - Semi Volatile Organic Compounds.
EPA - Environmental Protection Agency.
Bold indicates concentration exceeds the Surface Water Protection Criteria, Appendix D to Connecticut Remediation Standards (March 9, 2021).
Underline indicates concentration exceeds the Residential Volatilization Criteria for Substances in Groundwater, Appendix E to Connecticut Remediation Standards (March 9, 2021).
Italics indicates concentration exceeds the Industrial/ Commercial Volatilization Criteria for Soil Vapor, Appendix E to Connecticut Remediation Standards (March 9, 2021).
[D] Dissolved metals concentration.
Shading indicates four consecutive quarters of laboratory analytical results below the Remediation Standards indicated on this Table.

RW-2
Groundwater Analytical Results
Former CL&P Area Work Center
1654 King Street
Enfield, Connecticut

Well ID	RW-2																										Connecticut Remediation Standards		
Year	2003	2004		2005		2006		2007			2008			2009			2010				2011				2012	2014	2015	2016	2017	Surface Water Protection Criteria	Residential Volatilization Criteria	Industrial/ Commercial Volatilization Criteria
Month	October	April	October	April	October	April	October	April	July	October	April	July	October	April	July	October	January	April	July	October	January	April	July	October	January	April	May	May	June			
VOCs via EPA 8260 (ug/l)																																
Benzene	<0.5	<0.5	<0.6	<0.5	<1.0	<1.0	<1.0	<1.0	<1.0	<1.0	<1.0	<0.5	<0.5	<0.5	<0.50	<0.50	<0.50	<0.50	<0.50	<0.50	<0.50	NA	NA	NA	NA	<0.50	<0.50	<0.50	<0.50	710	215	530
Bromodichloromethane	<0.5	<0.5	<0.4	<0.5	<2.0	<1.0	<1.0	<1.0	<1.0	<1.0	<1.0	<0.5	<0.5	<0.5	<0.50	<0.50	<5.0	<0.50	<0.50	<0.50	<0.50	NA	NA	NA	NA	<0.50	<0.50	<0.50	<0.50	NE	NE	NE
Bromomethane	<1.0	<1.0	<1.2	<1.0	<2.0	<5.0	<2.0	<2.0	<2.0	<2.0	<5.0	<1.0	<2.0	<6.0	<5.0	<5.0	<0.50	<0.50	<0.50	<0.50	<0.50	NA	NA	NA	NA	<1.0	<1.0	<2.0	<2.0	NE	NE	NE
2-Butanone (MEK)	<5.0	<5.0	<10.0	<5.0	<20.0	<20.0	<20.0	<20.0	<20.0	<20.0	<20.0	<2.0	<2.0	<2.0	<2.0	<2.0	<2.0	<2.0	<2.0	<2.0	<5.0	NA	NA	NA	NA	<5.0	<5.0	<10	<5.0	NE	50,000	50,000
n-Butylbenzene	<0.5	<0.5	<0.7	<0.5	<2.0	<1.0	<1.0	<1.0	<1.0	<1.0	<1.0	<1.0	<0.5	<0.5	<0.5	<1.0	<1.0	<1.0	<1.0	<1.0	<1.0	NA	NA	NA	NA	<1.0	<1.0	<1.0	<1.0	NE	NE	NE
sec-Butylbenzene	<0.5	<0.5	<0.6	<0.5	<1.0	<1.0	<1.0	<1.0	<1.0	<1.0	<1.0	<0.5	<0.5	<0.5	<1.0	<1.0	<1.0	<1.0	<1.0	<1.0	<1.0	NA	NA	NA	NA	<1.0	<1.0	<1.0	<1.0	NE	NE	NE
tert-Butylbenzene	<0.5	<0.5	<0.8	<0.5	<2.0	<1.0	<1.0	<1.0	<1.0	<1.0	<1.0	<0.5	<0.5	<0.5	<1.0	<1.0	<1.0	<1.0	<1.0	<1.0	<1.0	NA	NA	NA	NA	<1.0	<1.0	<1.0	<1.0	NE	NE	NE
Chlorobenzene	<0.5	<0.5	<0.6	<0.5	<1.0	<1.0	<1.0	<1.0	<1.0	<1.0	<1.0	<0.5	<0.5	<0.5	<0.50	<0.50	<0.50	<0.50	<0.50	<0.50	<0.50	NA	NA	NA	NA	<0.50	<0.50	<0.50	<0.50	420,000	1,800	23,000
Chloroform	<0.5	<0.5	<0.8	<0.5	<2.0	<2.0	<2.0	<2.0	<2.0	<2.0	<2.0	<0.5	<0.5	<0.5	<0.50	<0.50	<0.50	<0.50	<0.50	<0.50	<0.50	NA	NA	NA	NA	<0.50	<0.50	<0.50	<0.50	14,100	26	62
2-Chlorotoluene	<0.5	<0.5	<0.6	<0.5	<1.0	<1.0	<1.0	<1.0	<1.0	<1.0	<1.0	<0.5	<0.5	<0.5	<0.50	<0.50	<0.50	<0.50	<0.50	<0.50	<0.50	NA	NA	NA	NA	<0.50	<0.50	<0.50	<0.50	NE	NE	NE
4-Chlorotoluene	<0.5	<0.5	<0.6	<0.5	<2.0	<1.0	<1.0	<1.0	<1.0	<1.0	<1.0	<0.5	<0.5	<0.5	<0.50	<0.50	<0.50	<0.50	<0.50	<0.50	<0.50	NA	NA	NA	NA	<0.50	<0.50	<0.50	<0.50	NE	NE	NE
1,2-Dichlorobenzene	<0.5	<0.5	<0.8	<0.5	<1.0	<1.0	<1.0	<1.0	<1.0	<1.0	<1.0	<0.5	<0.5	<0.5	<0.50	<0.50	<0.50	<0.50	<0.50	<0.50	<0.50	NA	NA	NA	NA	<0.50	<0.50	<0.50	<0.50	170,000	5,100	50,000
1,4-Dichlorobenzene	<0.5	<0.5	<0.8	<0.5	<1.0	<1.0	<1.0	<1.0	<1.0	<1.0	<1.0	<0.5	<0.5	<0.5	<0.50	<0.50	<0.50	<0.50	<0.50	<0.50	<0.50	NA	NA	NA	NA	<0.50	<0.50	<0.50	<0.50	26,000	4,300	50,000
Dichlorodifluoromethane	<0.5	<0.5	<1.0	<0.5	<2.0	<2.0	<2.0	<2.0	<2.0	<2.0	<2.0	<0.5	<0.5	<0.5	<1.0	<0.50	<0.50	<0.50	<0.50	<0.50	<0.50	NA	NA	NA	NA	<0.50	<0.50	<0.50	<0.50	NE	NE	NE
1,1-Dichloroethane	<0.5	<0.5	<0.7	<0.5	<1.0	<1.0	<1.0	1.1	1.4	<1.0	<1.0	<0.5	<0.5	<0.5	<0.50	<0.50	<0.50	<0.50	<0.50	<0.50	<0.50	NA	NA	NA	NA	0.73	<0.50	<0.50	<0.50	NE	3,000	41,000
1,2-Dichloroethane	<0.5	<0.5	<0.9	<0.5	<1.0	<1.0	<1.0	<1.0	<1.0	<1.0	<1.0	<0.5	<0.5	<0.5	<0.50	<0.50	<0.50	<0.50	<0.50	<0.50	<0.50	NA	NA	NA	NA	<5.0	<0.50	<0.50	<0.50	2,970	6.5	68
1,1-Dichloroethene	<0.5	<0.5	<0.6	<1.0	<1.0	<1.0	<1.0	<1.0	<1.0	<1.0	<1.0	<0.5	<0.5	<0.5	<0.50	<0.50	<0.50	<0.50	<0.50	<0.50	<0.50	NA	NA	NA	NA	<0.50	<0.50	<0.50	<0.50	96	190	920
1,2-Dichloropropane	<0.5	<0.5	<0.6	<0.5	<1.0	<1.0	<1.0	<1.0	<1.0	<1.0	<1.0	<0.5	<0.5	<0.5	<0.50	<0.50	<0.50	<0.50	<0.50	<0.50	<0.50	NA	NA	NA	NA	<0.50	<0.50	<0.50	<0.50	NE	7.4	58
Ethylbenzene	<0.5	<0.5	<0.6	<0.5	<2.0	<1.0	<1.0	<1.0	<1.0	<1.0	<1.0	<0.5	<0.5	<0.5	<0.50	<0.50	<0.50	<0.50	<0.50	<0.50	<0.50	NA	NA	NA	NA	<0.50	<0.50	<0.50	<0.50	580,000	50,000	50,000
Isopropylbenzene	<0.5	<0.5	<0.4	<0.5	<2.0	<1.0	<1.0	<1.0	<1.0	<1.0	<1.0	<0.5	<0.5	<0.5	<0.50	<0.50	<0.50	<0.50	<0.50	<0.50	<0.50	NA	NA	NA	NA	<0.50	<0.50	<0.50	<0.50	NE	NE	NE
p-Isopropyltoluene	<0.5	<0.5	<0.7	<0.5	<2.0	<1.0	<1.0	<1.0	<1.0	<1.0	<1.0	<0.5	<0.5	<0.5	<0.50	<0.50	<0.50	<0.50	<0.50	<0.50	<0.50	NA	NA	NA	NA	<0.50	<0.50	<0.50	<0.50	NE	NE	NE
Methyl tert-butyl ether (MTBE)	<0.5	<0.5	<0.8	<0.5	<1.0	<1.0	<1.0	<1.0	<1.0	<1.0	<1.0	<0.5	<0.5	<0.5	<0.50	<0.50	<0.50	<0.50	<0.50	<0.50	<0.50	NA	NA	NA	NA	<0.50	<0.50	<0.50	<0.50	NE	50,000	50,000
Naphthalene	<0.5	<0.5	<1.0	<0.5	<3.0	<6.0	<2.0	10.3	<2.0	<2.0	<2.0	<5.0	<1.0	<2.0	3.3	<2.0	4.4	<2.0	<2.0	<2.0	<2.0	NA	NA	NA	NA	<2.0	<2.0	<2.0	<2.0	NE	NE	NE
n-Propylbenzene	<0.5	<0.5	<0.8	<0.5	<2.0	<1.0	<1.0	<1.0	<1.0	<1.0	<1.0	<0.5	<0.5	<0.5	<1.0	<1.0	<1.0	<1.0	<1.0	<1.0	<1.0	NA	NA	NA	NA	<1.0	<1.0	<1.0	<1.0	NE	NE	NE
Tetrachloroethene	<0.5	<0.5	<0.4	<0.5	<2.5	<1.0	<1.0	<1.0	<1.0	<1.0	<1.0	<0.5	<0.5	<0.5	<1.0	<1.0	<1.0	<1.0	<1.0	<1.0	<1.0	NA	NA	NA	NA	<1.0	<1.0	<1.0	<1.0	88	340	810
Toluene	<0.5	<0.5	<0.7	<0.5	<1.0	<1.0	<1.0	<1.0	<1.0	<1.0	<1.0	<0.5	<0.5	<0.5	<1.0	<1.0	<1.0	<1.0	<1.0	<1.0	<1.0	NA	NA	NA	NA	<1.0	<1.0	<1.0	<1.0	4,000,000	23,500	50,000
1,2,4-Trichlorobenzene	<0.5	<0.5	<0.7	<0.5	<3.0	<5.0	<1.0	<1.0	<1.0	<1.0	<1.0	<0.5	<0.5	<2.0	<3.0	<0.50	<0.50	<0.50	<0.50	<0.50	<0.50	NA	NA	NA	NA	<0.50	<2.0	<0.50	<2.0	NE	NE	NE
1,1,1-Trichloroethane	<0.5	<0.5	<0.9	<0.5	1.6	<1.0	<1.0	5.3	<1.0	<1.0	1.3	<0.5	<0.5	<0.5	<0.50	<0.50	<0.50	<0.50	<0.50	<0.50	<0.50	NA	NA	NA	NA	3.4	0.81	<0.50	<0.50	62,000	650	16,000
1,1,2-Trichloroethane	<0.5	<0.5	<0.7	<0.5	<1.0	<1.0	<1.0	<1.0	<1.0	<1.0	<1.0	<0.5	<0.5	<0.5	<0.50	<0.50	<0.50	<0.50	<0.50	<0.50	<0.50	NA	NA	NA	NA	<0.50	<0.50	<0.50	<0.50	1,260	220	2,900
Trichloroethene	<0.5	<0.5	<1.0	<0.5	<1.0	<1.0	<1.0	<1.0	<1.0	<1.0	<1.0	<0.5	<0.5	<0.5	<1.0	<1.0	<1.0	<1.0	<1.0	<1.0	<1.0	NA	NA	NA	NA	<1.0	<1.0	<1.0	<1.0	2,340	27	67
1,2,4-Trimethylbenzene	<0.5	<0.5	<0.7	1.3	<2.0	<1.0	<1.0	<1.0	<1.0	<1.0	<1.0	<0.5	<0.5	<0.5	<0.50	<0.50	<0.50	<0.50	<0.50	<0.50	<0.50	NA	NA	NA	NA	<0.50	<0.50	<0.50	<0.50	NE	NE	NE
1,3,5-Trimethylbenzene	<0.5	<0.5	<1.0	<0.5	<2.0	<1.0	<1.0	<1.0	<1.0	<1.0	<1.0	<0.5	<0.5	<0.5	<0.50	<0.50	<0.50	<0.50	<0.50	<0.50	<0.50	NA	NA	NA	NA	<0.50	<0.50	<0.50	<0.50	NE	NE	NE
Xylenes, total	<1.0	<1.0	<1.3	<1.0	<4.0	<2.0	<2.0	<2.0	<2.0	<2.0	<2.0	<1.0	<1.0	<1.0	<2.0	<2.0	<2.0	<2.0	<2.0	<2.0	<2.0	NA	NA	NA	NA	<2.0	<2.0	<2.0	<2.0	NE	21,300	50,000
Total Metals (mg/l)																																
Arsenic	NA	NA	NA	NA	NA	NA	NA	NA	NA	NA	NA	NA	NA	NA	NA	NA	NA	NA	NA	<0.0020	<0.0020	<0.0020	<0.002	NA	<0.0020	<0.0020	<0.0020	<0.0020	<0.0020/ <.0028[D]	0.004	NE	NE
Barium	NA	NA	NA	NA	NA	NA	NA	NA	NA	NA	NA	NA	NA	NA	NA	NA	NA	NA	NA	0.053	<0.050	<0.050	0.064	NA	<0.050	0.083	<0.050	<0.050	0.085/ 0.081[D]	NE	NE	NE
Silver	NA	NA	NA	NA	NA	NA	NA	NA	NA	NA	NA	NA	NA	NA	NA	NA	NA	NA	NA	<0.0025	<0.0025	<0.0025	<0.0025	NA	<0.0025	<0.0025	<0.0025	<0.0025	<0.0025/ <0.0025[D]	0.012	NE	NE
Zinc	NA	NA	NA	NA	NA	NA	NA	NA	NA	NA	NA	NA	NA	NA	NA	NA	NA	NA	NA	**0.170**	<0.050	<0.050	<0.050	NA	<0.050	0.12	0.074	<0.050	0.033/ <0.010[D]	0.123	NE	NE
SVOCs via EPA 8270 (ug/l)																																
Benzo(a)anthracene	NA	NA	NA	NA	NA	NA	NA	NA	NA	NA	NA	NA	NA	NA	NA	NA	NA	NA	NA	<0.050	<0.050	<0.050	<0.050	<0.050	<0.050	<0.050	<0.050	<0.047	<0.050	0.3	NE	NE
Benzo(a)pyrene	NA	NA	NA	NA	NA	NA	NA	NA	NA	NA	NA	NA	NA	NA	NA	NA	NA	NA	NA	<0.10	<0.10	<0.10	<0.10	<0.10	<0.10	<0.10	<0.10	<0.094	<0.10	0.3	NE	NE
Benzo(b)fluoranthene	NA	NA	NA	NA	NA	NA	NA	NA	NA	NA	NA	NA	NA	NA	NA	NA	NA	NA	NA	<0.050	<0.050	<0.050	<0.050	<0.050	0.060	<0.050	<0.050	<0.047	<0.050	0.3	NE	NE
2-Methylnaphthalene	NA	NA	NA	NA	NA	NA	NA	NA	NA	NA	NA	NA	NA	NA	NA	NA	NA	NA	NA	<1.0	<1.0	<1.0	<1.0	<1.0	<1.0	<1.0	<1.0	<0.94	<1.0	NE	NE	NE
Naphthalene	NA	NA	NA	NA	NA	NA	NA	NA	NA	NA	NA	NA	NA	NA	NA	NA	NA	NA	NA	<1.0	<1.0	<1.0	<1.0	<1.0	<1.0	<1.0	<1.0	<0.94	<1.0	NE	NE	NE
Phenanthrene	NA	NA	NA	NA	NA	NA	NA	NA	NA	NA	NA	NA	NA	NA	NA	NA	NA	NA	NA	<0.050	<0.050	<0.050	<0.050	<0.050	<0.050	<0.050	<0.050	<0.047	<0.050	14	NE	NE

Notes:
NA - Not analyzed for this analyte.
NE - Not Established.
ND - Not Detected.
BRL - Below Laboratory Reporting Limit.
ug/l - micrograms per liter.
mg/l - milligrams per liter.
VOCs - Volatile Organic Compounds.
SVOCs - Semi Volatile Organic Compounds.
EPA - Environmental Protection Agency.
Bold indicates concentration exceeds the Surface Water Protection Criteria, Appendix D to Connecticut Remediation Standards (March 9, 2021).
Underling indicates concentration exceeds the Residential Volatilization Criteria for Substances in Groundwater, Appendix E to Connecticut Remediation Standards (March 9, 2021).
Italics indicates concentration exceeds the Industrial/ Commercial Volatilization Criteria for Soil Vapor, Appendix E to Connecticut Remediation Standards (March 9, 2021).
[D] Dissolved metals concentration
Shading indicates four consecutive quarters of laboratory analytical results below the Remediation Standards indicated on this Table.

RW-3
Groundwater Analytical Results
Former CL&P Area Work Center
1654 King Street
Enfield, Connecticut

Well ID	RW-3																					Connecticut Remediation Standards		
Year	2005		2006		2007			2008			2009		2010			2011				2021		2023	2025	
Month	April	October	April	October	April	July	October	April	July	October	April	1-Aug	January	April	July	January	April	July	October	May	August	October	September	Surface Water Protection Criteria / Residential Volatilization Criteria / Industrial/ Commercial Volatilization Criteria
VOCs via EPA 8260 (ug/l)																								
Benzene	<0.5	<1.0	<1.0	<1.0	<1.0	<1.0	<1.0	<1.0	<0.5	<0.5	<0.5	<0.50	<0.50	<0.50	<0.50	<0.50	<0.50	<0.50	<0.50	<0.50	<0.50	<1.0	<1.0	710 / 215 / 530
Bromodichloromethane	<0.5	<2.0	<1.0	<1.0	<1.0	<1.0	<1.0	<1.0	<0.5	<0.5	<0.5	<0.50	<5.0	<0.50	<0.50	<0.50	<0.50	<0.50	<0.50	<0.50	<0.50	<0.4	<0.4	NE / NE / NE
Bromomethane	<1.0	<2.0	<5.0	<2.0	<2.0	<2.0	<2.0	<5.0	<1.0	<2.0	<6.0	<5.0	<0.50	<0.50	<0.50	<0.50	<0.50	<2.0	<0.50	<0.50	<0.50	<2.0	<2.0	NE / NE / NE
2-Butanone (MEK)	<5.0	<20.0	<20.0	<20.0	<20.0	<20.0	<20.0	<20.0	<2.0	<2.0	<2.0	<2.0	<2.0	<2.0	<2.0	<5.0	<5.0	<5.0	<5.0	<5.0	<5.0	<25.0	<25.0	NE / 50,000 / 50,000
n-Butylbenzene	<0.5	<2.0	<1.0	<1.0	<1.0	<1.0	<1.0	<1.0	<1.0	<0.5	<0.5	<1.0	<1.0	<1.0	<1.0	<1.0	<1.0	<1.0	<1.0	<1.0	<1.0	<1.0	<1.0	NE / NE / NE
sec-Butylbenzene	<0.5	<1.0	<1.0	<1.0	<1.0	<1.0	<1.0	<1.0	<0.5	<0.5	<0.5	<1.0	<1.0	<1.0	<1.0	<1.0	<1.0	<1.0	<1.0	<1.0	<1.0	<1.0	<1.0	NE / NE / NE
tert-Butylbenzene	1.2	<2.0	<1.0	<1.0	<1.0	<1.0	<1.0	<1.0	<0.5	<0.5	<0.5	<1.0	<1.0	<1.0	<1.0	<1.0	<1.0	<1.0	<1.0	<1.0	<1.0	<1.0	<1.0	NE / NE / NE
Chlorobenzene	<0.5	<1.0	<1.0	<1.0	<1.0	<1.0	<1.0	<1.0	<0.5	<0.5	<0.5	<0.50	<0.50	<0.50	<0.50	<0.50	<0.50	<0.50	<0.50	<0.50	<0.50	<1.0	<1.0	420,000 / 1,800 / 23,000
Chloroform	<0.5	<2.0	<2.0	<2.0	<2.0	<2.0	<2.0	<2.0	<0.5	<0.5	<0.5	<0.50	<0.50	<0.50	<0.50	<0.50	<0.50	<0.50	<0.50	<0.50	<0.50	<1.0	<1.0	14,100 / 26 / 62
2-Chlorotoluene	<0.5	<1.0	<1.0	<1.0	<1.0	<1.0	<1.0	<1.0	<0.5	<0.5	<0.5	<0.50	<0.50	<0.50	<0.50	<0.50	<0.50	<0.50	<0.50	<0.50	<0.50	<1.0	<1.0	NE / NE / NE
4-Chlorotoluene	<0.5	<2.0	<1.0	<1.0	<1.0	<1.0	<1.0	<1.0	<0.5	<0.5	<0.5	<0.50	<0.50	<0.50	<0.50	<0.50	<0.50	<0.50	<0.50	<0.50	<0.50	<1.0	<1.0	NE / NE / NE
1,2-Dichlorobenzene	<0.5	<1.0	<1.0	<1.0	<1.0	<1.0	<1.0	<1.0	<0.5	<0.5	<0.5	<0.50	<0.50	<0.50	<0.50	<0.50	<0.50	<0.50	<0.50	<0.50	<0.50	<1.0	<1.0	170,000 / 5,100 / 50,000
1,4-Dichlorobenzene	<0.5	<1.0	<1.0	<1.0	<1.0	<1.0	<1.0	<1.0	<0.5	<0.5	<0.5	<0.50	<0.50	<0.50	<0.50	<0.50	<0.50	<0.50	<0.50	<0.50	<0.50	<1.0	<1.0	26,000 / 4,300 / 50,000
Dichlorodifluoromethane	<0.5	<2.0	<2.0	<2.0	<2.0	<2.0	<2.0	<2.0	<0.5	<0.5	<0.5	<0.50	<0.50	<0.50	<0.50	<0.50	<0.50	<0.50	<0.50	<0.50	<0.50	<2.0	<2.0	NE / NE / NE
1,1-Dichloroethane	4.0	5.5	3.7	3.7	2.6	2.7	2.0	2.8	2.8	2.8	2.3	2.8	2.0	2.2	2.2	2.2	2.2	2.1	2.4	0.74	1.0	<1.0	<1.0	NE / 3,000 / 41,000
1,2-Dichloroethane	<0.5	<1.0	<1.0	<1.0	<1.0	<1.0	<1.0	<1.0	<0.5	<0.5	<0.5	<0.50	<0.50	<0.50	<0.50	<0.50	<0.50	<0.50	<0.50	<0.50	<0.50	<1.0	<1.0	2,970 / 6.5 / 68
1,1-Dichloroethene	<1.0	<1.0	<1.0	<1.0	<1.0	<1.0	<1.0	<1.0	<0.5	<0.5	<0.5	<0.50	<0.50	<0.50	<0.50	<0.50	<0.50	<0.50	<0.50	<0.50	<0.50	<1.0	<1.0	96 / 190 / 920
1,2-Dichloropropane	<0.5	<1.0	<1.0	<1.0	<1.0	<1.0	<1.0	<1.0	<0.5	<0.5	<0.5	<0.50	<0.50	<0.50	<0.50	<0.50	<0.50	<0.50	<0.50	<0.50	<0.50	<1.0	<1.0	NE / 7.4 / 58
Ethylbenzene	<0.5	<2.0	<1.0	<1.0	1.4	<1.0	<1.0	<1.0	<0.5	<0.5	<0.5	<0.50	<0.50	<0.50	<0.50	<0.50	<0.50	<0.50	<0.50	<0.50	<0.50	<1.0	<1.0	580,000 / 50,000 / 50,000
Isopropylbenzene	<0.5	<2.0	<1.0	<1.0	<1.0	<1.0	<1.0	<1.0	<0.5	<0.5	<0.5	<0.50	<0.50	<0.50	<0.50	<0.50	<0.50	<0.50	<0.50	<0.50	<0.50	<1.0	<1.0	NE / NE / NE
p-Isopropyltoluene	<0.5	<2.0	<1.0	<1.0	<1.0	<1.0	<1.0	<1.0	<0.5	<0.5	<0.5	<0.50	<0.50	<0.50	<0.50	<0.50	<0.50	<0.50	<0.50	<0.50	<0.50	NA	NA	NE / NE / NE
Methyl tert-butyl ether (MTBE)	0.9	1.1	<1.0.	<1.0	<1.0	<1.0	<1.0	<1.0	<0.5	<0.5	<0.5	<0.50	<0.50	<0.50	<0.50	<0.50	<0.50	<0.50	<0.50	<0.50	<0.50	<1.0	<1.0	NE / 50,000 / 50,000
Naphthalene	<0.5	<3.0	<6.0	<2.0	9.0	<2.0	<2.0	2.6	<5.0	<1.0	<2.0	<3.0	<2.0	<2.0	<2.0	<2.0	<2.0	<2.0	<2.0	<2.0	<2.0	<1.0	<1.0	NE / NE / NE
n-Propylbenzene	<0.5	<2.0	<1.0	<1.0	<1.0	<1.0	<1.0	<1.0	<0.5	<0.5	<0.5	<1.0	<1.0	<1.0	<1.0	<1.0	<1.0	<1.0	<1.0	<1.0	<1.0	<1.0	<1.0	NE / NE / NE
Tetrachloroethene	<0.5	<2.5	<1.0	<1.0	<1.0	<1.0	<1.0	<1.0	<0.5	<0.5	<0.5	<1.0	<1.0	<1.0	<1.0	<1.0	<1.0	<1.0	<1.0	<1.0	<1.0	<1.0	<1.0	88 / 340 / 810
Toluene	<0.5	<1.0	<1.0	<1.0	<1.0	<1.0	<1.0	<1.0	<0.5	<0.5	<0.5	<1.0	<1.0	<1.0	<1.0	<1.0	<1.0	<1.0	<1.0	<1.0	<1.0	<1.0	<1.0	4,000,000 / 23,500 / 50,000
1,2,4-Trichlorobenzene	<0.5	<3.0	<5.0	<1.0	<1.0	<1.0	<1.0	<1.0	<0.5	<0.5	<2.0	<0.50	<0.50	<0.50	<0.50	<0.50	<0.50	<0.50	<0.50	<0.50	<0.50	<1.0	<1.0	NE / NE / NE
1,1,1-Trichloroethane	<0.5	<1.0	<1.0	<1.0	<1.0	<1.0	<1.0	<1.0	<0.5	<0.5	<0.5	<0.50	<0.50	<0.50	<0.50	<0.50	<0.50	<0.50	<1.0	<1.0	<1.0	<1.0	<1.0	62,000 / 650 / 16,000
1,1,2-Trichloroethane	<0.5	<1.0	<1.0	<1.0	<1.0	<1.0	<1.0	<1.0	<0.5	<0.5	<0.5	<0.50	<0.50	<0.50	<0.50	<0.50	<0.50	<0.50	<0.50	<0.50	<0.50	<1.0	<1.0	1,260 / 220 / 2,900
Trichloroethene	<0.5	<1.0	<1.0	<1.0	<1.0	<1.0	<1.0	<1.0	<0.5	<0.5	<0.5	<1.0	<1.0	<1.0	<1.0	<1.0	<1.0	<1.0	<1.0	<1.0	<1.0	<1.0	<1.0	2,340 / 27 / 67
1,2,4-Trimethylbenzene	<0.5	<2.0	<1.0	<1.0	<1.0	<1.0	<1.0	<1.0	<0.5	<0.5	<0.5	<0.50	<0.50	<0.50	<0.50	<0.50	<0.50	<0.50	<0.50	<0.50	<0.50	<1.0	<1.0	NE / NE / NE
1,3,5-Trimethylbenzene	<0.5	<2.0	<1.0	<1.0	<1.0	<1.0	<1.0	<1.0	<0.5	<0.5	<0.5	<0.50	<0.50	<0.50	<0.50	<0.50	<0.50	<0.50	<0.50	<0.50	<0.50	<1.0	<1.0	NE / NE / NE
Xylenes, total	<1.0	<4.0	<2.0	<2.0	<2.0	<2.0	<2.0	<2.0	<1.0	<1.0	<1.0	<2.0	<2.0	<2.0	<2.0	<2.0	<2.0	<2.0	<2.0	<2.0	<2.0	<2.0	<2.0	NE / 21,300 / 50,000
Total Metals (mg/l)																								
Arsenic	NA	NA	NA	NA	NA	NA	NA	NA	NA	NA	NA	NA	NA	NA	<0.002	<0.0020	<0.0020	<0.002	<0.002	0.0013	<0.00080	<0.001	<0.0025	0.004 / NE / NE
Barium	NA	NA	NA	NA	NA	NA	NA	NA	NA	NA	NA	NA	NA	NA	0.510	4.400	4.300	2.600	0.690	0.470	0.450	0.514	0.502	NE / NE / NE
Cadmium	NA	NA	NA	NA	NA	NA	NA	NA	NA	NA	NA	NA	NA	NA	<0.00025	<0.00025	<0.00025	<0.00025	<0.00025	0.00064	0.00038	<0.0025	<0.0025	0.006 / NE / NE
Chromium	NA	NA	NA	NA	NA	NA	NA	NA	NA	NA	NA	NA	NA	NA	<0.005	<0.005	<0.005	<0.005	<0.005	0.0015	<0.001	<0.01	<0.01	0.11 / NE / NE
Copper	NA	NA	NA	NA	NA	NA	NA	NA	NA	NA	NA	NA	NA	NA	<0.00025	<0.00025	<0.00025	<0.00025	<0.00025	0.017	0.0027	<0.01	<0.01	0.048 / NE / NE
Lead	NA	NA	NA	NA	NA	NA	NA	NA	NA	NA	NA	NA	NA	NA	<0.005	<0.005	<0.005	<0.005	<0.005	0.0020	<0.00050	<0.01	<0.01	0.013 / NE / NE
Silver	NA	NA	NA	NA	NA	NA	NA	NA	NA	NA	NA	NA	NA	NA	<0.0025	<0.0025	<0.0025	<0.0025	<0.0025	<0.00020	<0.00020	<0.005	<0.005	0.012 / NE / NE
Zinc	NA	NA	NA	NA	NA	NA	NA	NA	NA	NA	NA	NA	NA	NA	0.051	<0.050	<0.050	<0.050	<0.050	0.033	0.027	<0.025	<0.025	0.123 / NE / NE
SVOCs via EPA 8270 (ug/l)																								
Benzo(a)anthracene	NA	NA	NA	NA	NA	NA	NA	NA	NA	NA	NA	NA	NA	NA	<0.050	<0.050	<0.050	<0.050	<0.050	**<5.0**	<0.050	<0.05	<0.05	0.3 / NE / NE
Benzo(a)pyrene	NA	NA	NA	NA	NA	NA	NA	NA	NA	NA	NA	NA	NA	NA	<0.10	<0.10	<0.10	<0.10	<0.10	**<5.0**	<0.10	<0.05	<0.05	0.3 / NE / NE
Benzo(b)fluoranthene	NA	NA	NA	NA	NA	NA	NA	NA	NA	NA	NA	NA	NA	NA	<0.050	<0.050	<0.050	<0.050	<0.050	**<5.0**	<0.050	<0.05	<0.05	0.3 / NE / NE
2-Methylnaphthalene	NA	NA	NA	NA	NA	NA	NA	NA	NA	NA	NA	NA	NA	NA	<1.0	<1.0	<1.0	<1.0	<1.0	<5.0	<1.0	<0.19	<0.19	NE / NE / NE
Naphthalene	NA	NA	NA	NA	NA	NA	NA	NA	NA	NA	NA	NA	NA	NA	<1.0	<1.0	<1.0	<1.0	<1.0	<5.0	<1.0	<0.19	<0.19	NE / NE / NE
Phenanthrene	NA	NA	NA	NA	NA	NA	NA	NA	NA	NA	NA	NA	NA	NA	<0.050	<0.050	<0.050	<0.050	<0.050	<5.0	<0.050	<0.05	0.10	14 / NE / NE

Notes:
NA - Not analyzed for this analyte.
NE - Not Established.
ND - Not Detected.
BRL - Below Laboratory Reporting Limit.
ug/l - micrograms per liter.
mg/l - milligrams per liter.
VOCs - Volatile Organic Compounds.
SVOCs - Semi Volatile Organic Compounds.
EPA - Environmental Protection Agency.
Bold indicates concentration exceeds the Surface Water Protection Criteria, Appendix D to Connecticut Remediation Standards (March 9, 2021).
Underline indicates concentration exceeds the Residential Volatilization Criteria for Substances in Groundwater, Appendix E to Connecticut Remediation Standards (March 9, 2021).
Italics indicates concentration exceeds the Industrial/ Commercial Volatilization Criteria for Soil Vapor, Appendix E to Connecticut Remediation Standards (March 9, 2021).
[D] Dissolved metals concentration
Shading indicates four consecutive quarters of laboratory analytical results below the Remediation Standards indicated on this Table.

RW-4
Groundwater Analytical Results
Former CL&P Area Work Center
1654 King Street
Enfield, Connecticut

Well ID	RW-4																										Connecticut Remediation Standards		
Year	2003	2004		2005		2006		2007			2008			2009				2010				2011			2021		2023	2025	Surface Water Protection Criteria	Residential Volatilization Criteria	Industrial/ Commercial Volatilization Criteria
Month	October	April	October	April	October	April	October	April	July	October	April	July	October	January	April	July	October	January	April	July	October	January	April	July	May	August	October	September			
VOCs via EPA 8260 (ug/l)																															
Benzene	<0.5	<0.5	<0.6	<0.5	<1.0	<1.0	<1.0	<1.0	<1.0	<1.0	<1.0	<0.5	<0.5	<0.5	<0.5	<0.50	<0.50	<0.50	<0.50	<0.50	<0.50	<0.50	<0.50	<0.50	<0.50	<0.50	<1.0	<1.0	710	215	530
Bromodichloromethane	<0.5	<0.5	<0.4	<0.5	<2.0	<1.0	<1.0	<1.0	<1.0	<1.0	<1.0	<0.5	<0.5	<0.5	<0.5	<0.50	<0.50	<5.0	<0.50	<0.50	<0.50	<0.50	<0.50	<0.50	<0.50	<0.50	<0.4	<0.4	NE	NE	NE
Bromomethane	<1.0	<1.0	<1.2	<1.0	<2.0	<5.0	<2.0	<2.0	<2.0	<2.0	<5.0	<1.0	<2.0	<1.0	<6.0	<5.0	<5.0	<0.50	<0.50	<0.50	<0.50	<0.50	<0.50	<2.0	<2.0	<2.0	<2.0	<2.0	NE	NE	NE
2-Butanone (MEK)	<5.0	<5.0	<10.0	<5.0	<20.0	<20.0	<20.0	<20.0	<20.0	<20.0	<20.0	<2.0	<2.0	<2.0	<2.0	<2.0	<2.0	<2.0	<2.0	<2.0	<2.0	<5.0	<5.0	<5.0	<5.0	<5.0	<25.0	<25.0	NE	50,000	50,000
n-Butylbenzene	<0.5	<0.5	<0.7	<0.5	<2.0	<1.0	<1.0	<1.0	<1.0	<1.0	<1.0	<1.0	<0.5	<0.5	<0.5	<0.5	<1.0	<1.0	<1.0	<1.0	<1.0	<1.0	<1.0	<1.0	<1.0	<1.0	<1.0	<1.0	NE	NE	NE
sec-Butylbenzene	<0.5	<0.5	<0.6	<0.5	<1.0	<1.0	<1.0	<1.0	<1.0	<1.0	<1.0	<0.5	<0.5	<0.5	<0.5	<1.0	<1.0	<1.0	<1.0	<1.0	<1.0	<1.0	<1.0	<1.0	<1.0	<1.0	<1.0	<1.0	NE	NE	NE
tert-Butylbenzene	<0.5	<0.5	<0.8	<0.5	<2.0	<1.0	<1.0	<1.0	<1.0	<1.0	<1.0	<0.5	<0.5	<0.5	<0.5	<1.0	<1.0	<1.0	<1.0	<1.0	<1.0	<1.0	<1.0	<1.0	<1.0	<1.0	<1.0	<1.0	NE	NE	NE
Chlorobenzene	<0.5	<0.5	<0.6	<0.5	<1.0	<1.0	<1.0	<1.0	<1.0	<1.0	<1.0	<0.5	<0.5	<0.5	<0.5	<0.50	<0.50	<0.50	<0.50	<0.50	<0.50	<0.50	<0.50	<0.50	<0.50	<0.50	<1.0	<1.0	420,000	1,800	23,000
Chloroform	<0.5	<0.5	<0.8	<0.5	<2.0	<2.0	<2.0	<2.0	<2.0	<2.0	<2.0	<0.5	<0.5	<0.5	<0.5	<0.50	<0.50	<0.50	<0.50	<0.50	<0.50	<0.50	<0.50	<0.50	<0.50	<0.50	<1.0	<1.0	14,100	26	62
2-Chlorotoluene	<0.5	<0.5	<0.6	<0.5	<1.0	<1.0	<1.0	<1.0	<1.0	<1.0	<1.0	<0.5	<0.5	<0.5	<0.5	<0.50	<0.50	<0.50	<0.50	<0.50	<0.50	<0.50	<0.50	<0.50	<0.50	<0.50	<1.0	<1.0	NE	NE	NE
4-Chlorotoluene	<0.5	<0.5	<0.6	<0.5	<2.0	<1.0	<1.0	<1.0	<1.0	<1.0	<1.0	<0.5	<0.5	<0.5	<0.5	<0.50	<0.50	<0.50	<0.50	<0.50	<0.50	<0.50	<0.50	<0.50	<0.50	<0.50	<1.0	<1.0	NE	NE	NE
1,2-Dichlorobenzene	<0.5	<0.5	<0.8	<0.5	<1.0	<1.0	<1.0	<1.0	<1.0	<1.0	<1.0	<0.5	<0.5	<0.5	<0.5	<0.50	<0.50	<0.50	<0.50	<0.50	<0.50	<0.50	<0.50	<0.50	<0.50	<0.50	<1.0	<1.0	170,000	5,100	50,000
1,4-Dichlorobenzene	<0.5	<0.5	<0.8	<0.5	<1.0	<1.0	<1.0	<1.0	<1.0	<1.0	<1.0	<0.5	<0.5	<0.5	<0.5	<0.50	<0.50	<0.50	<0.50	<0.50	<0.50	<0.50	<0.50	<0.50	<0.50	<0.50	<1.0	<1.0	26,000	4,300	50,000
Dichlorodifluoromethane	<0.5	<0.5	<1.0	<0.5	<2.0	<2.0	<2.0	<2.0	<2.0	<2.0	<2.0	<0.5	<0.5	<0.5	<0.5	<0.50	<0.50	<0.50	<0.50	<0.50	<0.50	<0.50	<0.50	<0.50	<0.50	<0.50	<2.0	<2.0	NE	NE	NE
1,1-Dichloroethane	<0.5	<0.5	<0.7	<0.5	<1.0	<1.0	<1.0	<1.0	<1.0	<1.0	<1.0	<0.5	<0.5	<0.5	<0.5	<0.50	<0.50	<0.50	<0.50	<0.50	<0.50	<0.50	<0.50	<0.50	<0.50	<0.50	<1.0	<1.0	NE	3,000	41,000
1,2-Dichloroethane	<0.5	<0.5	<0.9	<0.5	<1.0	<1.0	<1.0	<1.0	<1.0	<1.0	<1.0	<0.5	<0.5	<0.5	<0.5	<0.50	<0.50	<0.50	<0.50	<0.50	<0.50	<0.50	<0.50	<0.50	<0.50	<0.50	<1.0	<1.0	2,970	6.5	68
1,1-Dichloroethene	<0.5	<0.5	<0.6	<1.0	<1.0	<1.0	<1.0	<1.0	<1.0	<1.0	<1.0	<0.5	<0.5	<0.5	<0.5	<0.50	<0.50	<0.50	<0.50	<0.50	<0.50	<0.50	<0.50	<0.50	<0.50	<0.50	<1.0	<1.0	96	190	920
1,2-Dichloropropane	<0.5	<0.5	<0.6	<0.5	<1.0	<1.0	<1.0	<1.0	<1.0	<1.0	<1.0	<0.5	<0.5	<0.5	<0.5	<0.50	<0.50	<0.50	<0.50	<0.50	<0.50	<0.50	<0.50	<0.50	<0.50	<0.50	<1.0	<1.0	NE	7.4	58
Ethylbenzene	<0.5	<0.5	<0.6	<0.5	<2.0	<1.0	<1.0	1.0	<1.0	<1.0	<1.0	<0.5	<0.5	<0.5	<0.5	<0.50	0.95	<0.50	<0.50	<0.50	<0.50	<0.50	<0.50	<0.50	<0.50	<0.50	<1.0	<1.0	580,000	50,000	50,000
Isopropylbenzene	<0.5	<0.5	<0.4	<0.5	<2.0	<1.0	<1.0	<1.0	<1.0	<1.0	<1.0	<0.5	<0.5	<0.5	<0.5	<0.50	<0.50	<0.50	<0.50	<0.50	<0.50	<0.50	<0.50	<0.50	<0.50	<0.50	<1.0	<1.0	NE	NE	NE
p-Isopropyltoluene	<0.5	<0.5	<0.7	<0.5	<2.0	<1.0	<1.0	<1.0	<1.0	<1.0	<1.0	<0.5	<0.5	<0.5	<0.5	<0.50	<0.50	<0.50	<0.50	<0.50	<0.50	<0.50	<0.50	<0.50	<0.50	NA	NA	NE	NE	NE
Methyl tert-butyl ether (MTBE)	<0.5	<0.5	<0.8	<0.5	<1.0	<1.0	<1.0	<1.0	<1.0	<1.0	<1.0	<0.5	<0.5	<0.5	<0.5	<0.50	<0.50	<0.50	<0.50	<0.50	<0.50	<0.50	<0.50	<0.50	<0.50	<0.50	<1.0	<1.0	NE	50,000	50,000
Naphthalene	<0.5	<0.5	<1.0	<0.5	<3.0	<6.0	<2.0	12.1	<2.0	<2.0	<2.0	<5.0	<1.0	3.2	<2.0	3.1	11	4.4	<2.0	<2.0	<2.0	<2.0	<2.0	<2.0	<2.0	<2.0	<1.0	<1.0	NE	NE	NE
n-Propylbenzene	<0.5	<0.5	<0.8	<0.5	<2.0	<1.0	<1.0	<1.0	<1.0	<1.0	<1.0	<0.5	>0.5	<0.5	<0.5	<1.0	<1.0	<1.0	<1.0	<1.0	<1.0	<1.0	<1.0	<1.0	<1.0	<1.0	<1.0	<1.0	NE	NE	NE
Tetrachloroethene	<0.5	<0.5	<0.4	<0.5	<2.5	<1.0	<1.0	<1.0	<1.0	<1.0	<1.0	<0.5	<0.5	<0.5	<0.5	<1.0	<1.0	<1.0	<1.0	<1.0	<1.0	<1.0	<1.0	<1.0	<1.0	<1.0	<1.0	<1.0	88	340	810
Toluene	<0.5	<0.5	<0.7	<0.5	<1.0	<1.0	<1.0	<1.0	<1.0	<1.0	<1.0	<0.5	<0.5	<0.5	<0.5	<1.0	<1.0	<1.0	<1.0	<1.0	<1.0	<1.0	<1.0	<1.0	<1.0	<1.0	<1.0	<1.0	4,000,000	23,500	50,000
1,2,4-Trichlorobenzene	<0.5	<0.5	<0.7	<0.5	<3.0	<5.0	<1.0	<1.0	<1.0	<1.0	<1.0	<0.5	<0.5	<0.5	<2.0	<0.50	<0.50	<0.50	<0.50	<0.50	<0.50	<0.50	<0.50	<0.50	<0.50	<0.50	<1.0	<1.0	NE	NE	NE
1,1,1-Trichloroethane	<0.5	<0.5	<0.9	<0.5	<1.0	<1.0	<1.0	<1.0	<1.0	<1.0	<1.0	<0.5	<0.5	<0.5	<0.5	<0.50	<0.50	<0.50	<0.50	<0.50	<0.50	<0.50	<0.50	<0.50	<0.50	<0.50	<1.0	<1.0	62,000	650	16,000
1,1,2-Trichloroethane	<0.5	<0.5	<0.7	<0.5	<1.0	<1.0	<1.0	<1.0	<1.0	<1.0	<1.0	<0.5	<0.5	<0.5	<0.5	<0.50	<0.50	<0.50	<0.50	<0.50	<0.50	<0.50	<0.50	<0.50	<0.50	<0.50	<1.0	<1.0	1,260	220	2,900
Trichloroethene	<0.5	<0.5	<1.0	<0.5	<1.0	<1.0	<1.0	<1.0	<1.0	<1.0	<1.0	<0.5	<0.5	<0.5	<0.5	<1.0	<1.0	<1.0	<1.0	<1.0	<1.0	<1.0	<1.0	<1.0	<1.0	<1.0	<1.0	<1.0	2,340	27	67
1,2,4-Trimethylbenzene	<0.5	<0.5	<0.7	1.4	<2.0	<1.0	<1.0	<1.0	<1.0	<1.0	<1.0	<0.5	<0.5	<0.5	<0.5	<0.50	<0.50	<0.50	<0.50	<0.50	<0.50	<0.50	<0.50	<0.50	<0.50	<0.50	<1.0	<1.0	NE	NE	NE
1,3,5-Trimethylbenzene	<0.5	<0.5	<1.0	<0.5	<2.0	<1.0	<1.0	<1.0	<1.0	<1.0	<1.0	<0.5	<0.5	<0.5	<0.5	<0.50	<0.50	<0.50	<0.50	<0.50	<0.50	<0.50	<0.50	<0.50	<0.50	<0.50	<1.0	<1.0	NE	NE	NE
Xylenes, total	<1.0	<1.0	<1.3	<1.0	<4.0	<2.0	<2.0	<2.0	<2.0	<2.0	<2.0	<1.0	<1.0	<1.0	<1.0	<2.0	<2.0	<2.0	<2.0	<2.0	<2.0	<2.0	<2.0	<2.0	<2.0	<2.0	<2.0	<2.0	NE	21,300	50,000
Total Metals (mg/l)																															
Arsenic	NA	NA	NA	NA	NA	NA	NA	NA	NA	NA	NA	NA	NA	NA	NA	NA	NA	NA	NA	<0.002	<0.002	<0.002	<0.002	<0.002	<0.0008	<0.0008	<0.0025	<0.0025	0.004	NE	NE
Barium	NA	NA	NA	NA	NA	NA	NA	NA	NA	NA	NA	NA	NA	NA	NA	NA	NA	NA	NA	0.600	0.280	0.430	0.390	0.660	0.170	0.150	0.152	0.202	NE	NE	NE
Chromium	NA	NA	NA	NA	NA	NA	NA	NA	NA	NA	NA	NA	NA	NA	NA	NA	NA	NA	NA	ND	ND	ND	ND	ND	0.0014	0.0012	<0.01	<0.01	0.11	NE	NE
Copper	NA	NA	NA	NA	NA	NA	NA	NA	NA	NA	NA	NA	NA	NA	NA	NA	NA	NA	NA	ND	ND	ND	ND	ND	**0.088**	0.0023	<0.01	<0.01	0.048	NE	NE
Lead	NA	NA	NA	NA	NA	NA	NA	NA	NA	NA	NA	NA	NA	NA	NA	NA	NA	NA	NA	ND	ND	ND	ND	ND	<0.00050	0.0013	<0.01	<0.01	0.013	NE	NE
Silver	NA	NA	NA	NA	NA	NA	NA	NA	NA	NA	NA	NA	NA	NA	NA	NA	NA	NA	NA	<0.0025	<0.0025	<0.0025	<0.0025	<0.0025	<0.0002	0.00020	<0.005	<0.005	0.012	NE	NE
Zinc	NA	NA	NA	NA	NA	NA	NA	NA	NA	NA	NA	NA	NA	NA	NA	NA	NA	NA	NA	0.084	<0.05	<0.050	<0.050	<0.050	<0.010	<0.010	<0.025	<0.025	0.123	NE	NE
SVOCs via EPA 8270 (ug/l)																															
Benzo(a)anthracene	NA	NA	NA	NA	NA	NA	NA	NA	NA	NA	NA	NA	NA	NA	NA	NA	NA	NA	NA	<0.050	<0.050	<0.050	<0.050	<0.050	**<4.9**	<0.047	<0.05	<0.05	0.3	NE	NE
Benzo(a)pyrene	NA	NA	NA	NA	NA	NA	NA	NA	NA	NA	NA	NA	NA	NA	NA	NA	NA	NA	NA	<0.10	<0.10	<0.10	<0.10	<0.10	**<4.9**	<0.094	<0.05	<0.05	0.3	NE	NE
Benzo(b)fluoranthene	NA	NA	NA	NA	NA	NA	NA	NA	NA	NA	NA	NA	NA	NA	NA	NA	NA	NA	NA	<0.050	<0.050	<0.050	<0.050	<0.050	**<4.9**	<0.047	<0.05	<0.05	0.3	NE	NE
2-Methylnaphthalene	NA	NA	NA	NA	NA	NA	NA	NA	NA	NA	NA	NA	NA	NA	NA	NA	NA	NA	NA	<1.0	<1.0	<1.0	<1.0	<1.0	<4.9	<0.94	<0.19	<0.19	NE	NE	NE
Naphthalene	NA	NA	NA	NA	NA	NA	NA	NA	NA	NA	NA	NA	NA	NA	NA	NA	NA	NA	NA	<1.0	<1.0	<1.0	<1.0	<1.0	<4.9	<0.94	<0.19	<0.19	NE	NE	NE
Phenanthrene	NA	NA	NA	NA	NA	NA	NA	NA	NA	NA	NA	NA	NA	NA	NA	NA	NA	NA	NA	<0.050	<0.050	<0.050	<0.050	<0.050	<4.9	<0.047	<0.05	0.12	14	NE	NE

Notes:
NA - Not analyzed for this analyte.
NE - Not Established.
ND - Not Detected.
BRL - Below Laboratory Reporting Limit.
ug/l - micrograms per liter.
mg/l - milligrams per liter.
VOCs - Volatile Organic Compounds.
SVOCs - Semi Volatile Organic Compounds.
EPA - Environmental Protection Agency.
Bold indicates concentration exceeds the Surface Water Protection Criteria, Appendix D to Connecticut Remediation Standards (March 9, 2021).
Underline indicates concentration exceeds the Residential Volatilization Criteria for Substances in Groundwater, Appendix E to Connecticut Remediation Standards (March 9, 2021).
Italics indicates concentration exceeds the Industrial/ Commercial Volatilization Criteria for Soil Vapor, Appendix E to Connecticut Remediation Standards (March 9, 2021).
[D] Dissolved metals concentration
Shading indicates four consecutive quarters of laboratory analytical results below the Remediation Standards indicated on this Table.

RW-5
Groundwater Analytical Results
Former CL&P Area Work Center
1654 King Street
Enfield, Connecticut

Well ID	RW-5																												Connecticut Remediation Standards		
Year	2003	2004		2005		2006		2007			2008			2009				2010				2011				2021		2023	2025			
Month	October	April	October	April	October	April	October	April	July	October	April	July	October	January	April	July	October	January	April	July	October	January	April	July	October	May	August	October	September	Surface Water Protection Criteria	Residential Volatilization Criteria	Industrial/ Commercial Volatilization Criteria
VOCs via EPA 8260 (ug/l)																															
Benzene	<0.5	<0.5	<0.6	<0.5	<1.0	<1.0	<1.0	<1.0	<1.0	<1.0	<1.0	<0.5	<0.5	<0.5	<0.5	<0.50	<0.50	<0.50	<0.50	<0.50	<0.50	<0.50	<0.50	<0.50	NA	<0.50	<0.50	<1.0	<1.0	710	215	530
Bromodichloromethane	<0.5	<0.5	<0.4	<0.5	<2.0	<1.0	<1.0	<1.0	<1.0	<1.0	<1.0	<0.5	<0.5	<0.5	<0.5	<0.50	<0.50	<5.0	<0.50	<0.50	<0.50	<0.50	<0.50	<0.50	NA	<0.50	<0.50	<0.4	<0.4	NE	NE	NE
Bromomethane	<1.0	<1.0	<1.2	<1.0	<2.0	<5.0	<2.0	<2.0	<2.0	<2.0	<5.0	<1.0	<2.0	<1.0	<6.0	<5.0	<5.0	<0.50	<0.50	<0.50	<0.50	<0.50	<0.50	<2.0	NA	<2.0	<2.0	<2.0	<2.0	NE	NE	NE
2-Butanone (MEK)	<5.0	<5.0	<10.0	<5.0	<20.0	<20.0	<20.0	<20.0	<20.0	<20.0	<20.0	<2.0	<2.0	<2.0	<2.0	<2.0	<2.0	<2.0	<2.0	<2.0	<2.0	<5.0	<5.0	<5.0	NA	<5.0	<5.0	<25.0	<25.0	NE	50,000	50,000
n-Butylbenzene	<0.5	<0.5	<0.7	<0.5	<2.0	<1.0	<1.0	<1.0	<1.0	<1.0	<1.0	<1.0	<0.5	<0.5	<0.5	<1.0	<1.0	<1.0	<1.0	<1.0	<1.0	<1.0	<1.0	<1.0	NA	<1.0	<1.0	<1.0	<1.0	NE	NE	NE
sec-Butylbenzene	<0.5	<0.5	<0.6	<0.5	<1.0	<1.0	<1.0	<1.0	<1.0	<1.0	<1.0	<0.5	<0.5	<0.5	<0.5	<1.0	<1.0	<1.0	<1.0	<1.0	<1.0	<1.0	<1.0	<1.0	NA	<1.0	<1.0	<1.0	<1.0	NE	NE	NE
tert-Butylbenzene	<0.5	<0.5	<0.8	<0.5	<2.0	<1.0	<1.0	<1.0	<1.0	<1.0	<1.0	<0.5	<0.5	<0.5	<0.5	<1.0	<1.0	<1.0	<1.0	<1.0	<1.0	<1.0	<1.0	<1.0	NA	<1.0	<1.0	<1.0	<1.0	NE	NE	NE
Chlorobenzene	<0.5	<0.5	<0.6	<0.5	<1.0	<1.0	<1.0	<1.0	<1.0	<1.0	<1.0	<0.5	<0.5	<0.5	<0.5	<0.50	<0.50	<0.50	<0.50	<0.50	<0.50	<0.50	<0.50	<0.50	NA	<0.50	<0.50	<1.0	<1.0	420,000	1,800	23,000
Chloroform	<0.5	<0.5	<0.8	<0.5	<2.0	<1.0	<2.0	<2.0	<2.0	<2.0	<2.0	<0.5	<0.5	<0.5	<0.5	<0.50	<0.50	<0.50	<0.50	<0.50	<0.50	<0.50	<0.50	<0.50	NA	<0.50	<0.50	<1.0	<1.0	14,100	26	62
2-Chlorotoluene	<0.5	<0.5	<0.6	<0.5	<1.0	<1.0	<1.0	<1.0	<1.0	<1.0	<1.0	<0.5	<0.5	<0.5	<0.5	<0.50	<0.50	<0.50	<0.50	<0.50	<0.50	<0.50	<0.50	<0.50	NA	<0.50	<0.50	<1.0	<1.0	NE	NE	NE
4-Chlorotoluene	<0.5	<0.5	<0.6	<0.5	<2.0	<1.0	<1.0	<1.0	<1.0	<1.0	<1.0	<0.5	<0.5	<0.5	<0.5	<0.50	<0.50	<0.50	<0.50	<0.50	<0.50	<1.0	<1.0	<0.50	NA	<0.50	<0.50	<1.0	<1.0	NE	NE	NE
1,2-Dichlorobenzene	<0.5	<0.5	<0.8	<0.5	<1.0	<1.0	<1.0	<1.0	<1.0	<1.0	<1.0	<0.5	<0.5	<0.5	<0.5	<0.50	<0.50	<0.50	<0.50	<0.50	<0.50	<0.50	<0.50	<0.50	NA	<0.50	<0.50	<1.0	<1.0	170,000	5,100	50,000
1,4-Dichlorobenzene	<0.5	<0.5	<0.8	<0.5	<1.0	<1.0	<1.0	<1.0	<1.0	<1.0	<1.0	<0.5	<0.5	<0.5	<0.5	<0.50	<0.50	<0.50	<0.50	<0.50	<0.50	<0.50	<0.50	<0.50	NA	<0.50	<0.50	<1.0	<1.0	26,000	4,300	50,000
Dichlorodifluoromethane	<0.5	<0.5	<1.0	<0.5	<2.0	<2.0	<2.0	<2.0	<2.0	<2.0	<2.0	<0.5	<0.5	<0.5	<0.5	<0.50	<0.50	<0.50	<0.50	<0.50	<0.50	<0.50	<0.50	<0.50	NA	<0.50	<0.50	<2.0	<2.0	NE	NE	NE
1,1-Dichloroethene	<0.5	<0.5	<0.7	<0.5	<1.0	<1.0	<1.0	<1.0	<1.0	<1.0	<1.0	<0.5	<0.5	<0.5	<0.5	<0.50	<0.50	<0.50	<0.50	<0.50	<0.50	<0.50	<0.50	<0.50	NA	<0.50	<0.50	<1.0	<1.0	NE	3,000	41,000
1,2-Dichloroethane	<0.5	<0.5	<0.9	<0.5	<1.0	<1.0	<1.0	<1.0	<1.0	<1.0	<1.0	<0.5	<0.5	<0.5	<0.5	<0.50	<0.50	<0.50	<0.50	<0.50	<0.50	<0.50	<0.50	<0.50	NA	<0.50	<0.50	<1.0	<1.0	2,970	6.5	68
1,1-Dichloroethene	<0.5	<0.5	<0.6	<1.0	<1.0	<1.0	<1.0	<1.0	<1.0	<1.0	<1.0	<0.5	<0.5	<0.5	<0.5	<0.50	<0.50	<0.50	<0.50	<0.50	<0.50	<0.50	<0.50	<0.50	NA	<0.50	<0.50	<1.0	<1.0	96	190	920
1,2-Dichloropropane	<0.5	<0.5	<0.6	<0.5	<1.0	<1.0	<1.0	<1.0	<1.0	<1.0	<1.0	<0.5	<0.5	<0.5	<0.5	<0.50	<0.50	<0.50	<0.50	<0.50	<0.50	<0.50	<0.50	<0.50	NA	<0.50	<0.50	<1.0	<1.0	NE	7.4	58
Ethylbenzene	<0.5	<0.5	<0.6	<0.5	<2.0	<1.0	<1.0	<1.0	<1.0	<1.0	<1.0	<0.5	<0.5	<0.5	<0.5	<0.50	<0.50	<0.50	<0.50	<0.50	<0.50	<0.50	<0.50	<0.50	NA	<0.50	<0.50	<1.0	<1.0	580,000	50,000	50,000
Isopropylbenzene	<0.5	<0.5	<0.4	<0.5	<2.0	<1.0	<1.0	<1.0	<1.0	<1.0	<1.0	<0.5	<0.5	<0.5	<0.5	<0.50	<0.50	<0.50	<0.50	<0.50	<0.50	<0.50	<0.50	<0.50	NA	<0.50	<0.50	<1.0	<1.0	NE	NE	NE
p-Isopropyltoluene	<0.5	<0.5	<0.7	<0.5	<2.0	<1.0	<1.0	<1.0	<1.0	<1.0	<1.0	<0.5	<0.5	<0.5	<0.5	<0.50	<0.50	<0.50	<0.50	<0.50	<0.50	<0.50	<0.50	<0.50	NA	<0.50	<0.50	NA	NA	NE	NE	NE
Methyl tert-butyl ether (MTBE)	<0.5	<0.5	<0.8	<0.5	<1.0	<1.0	<1.0	<1.0	<1.0	<1.0	<1.0	<0.5	<0.5	<0.5	<0.5	<0.50	<0.50	<0.50	<0.50	<0.50	<0.50	<0.50	<0.50	<0.50	NA	<0.50	<0.50	<1.0	<1.0	NE	50,000	50,000
Naphthalene	<0.5	<0.5	<1.0	<0.5	<3.0	<6.0	<2.0	10.2	<2.0	<2.0	<2.0	<5.0	<1.0	1.5	<2.0	3.5	<2.0	4.6	<2.0	<2.0	<2.0	<2.0	<2.0	<2.0	NA	<2.0	<2.0	<1.0	<1.0	NE	NE	NE
n-Propylbenzene	<0.5	<0.5	<0.8	<0.5	<2.0	<1.0	<1.0	<1.0	<1.0	<1.0	<1.0	<0.5	<0.5	<0.5	<0.5	<1.0	<1.0	<1.0	<1.0	<1.0	<1.0	<1.0	<1.0	<1.0	NA	<1.0	<1.0	<1.0	<1.0	NE	NE	NE
Tetrachloroethene	11.9	9.6	10.7	8.2	7.8	7.1	7.9	5.8	6.0	5.6	5.3	6.7	7.2	4.5	1.6	2.7	4.7	4.3	4.3	3.4	3.9	3.6	3.6	3.8	NA	1.0	1.9	<1.0	1.1	88	340	810
Toluene	<0.5	<0.5	<0.7	<0.5	<1.0	<1.0	<1.0	<1.0	<1.0	<1.0	<1.0	<0.5	<0.5	<0.5	<0.5	<1.0	<1.0	<1.0	<1.0	<1.0	<1.0	<1.0	<1.0	<1.0	NA	<1.0	<1.0	<1.0	<1.0	4,000,000	23,500	50,000
1,2,4-Trichlorobenzene	<0.5	<0.5	<0.7	<0.5	<3.0	<5.0	<1.0	<1.0	<1.0	<1.0	<1.0	<0.5	<0.5	<0.5	<2.0	<0.50	<0.50	<0.50	<0.50	<0.50	<0.50	<0.50	<0.50	<0.50	NA	<0.50	<0.50	<1.0	<1.0	NE	NE	NE
1,1,1-Trichloroethane	<0.5	<0.5	<0.9	<0.5	1.4	<1.0	<1.0	<1.0	<1.0	<1.0	<1.0	<0.5	<0.5	<0.5	<0.5	<0.50	0.62	<0.50	<0.50	<0.50	<0.50	<1.0	<1.0	<0.50	NA	<0.50	<0.50	<1.0	<1.0	62,000	650	16,000
1,1,2-Trichloroethane	<0.5	<0.5	<0.7	<0.5	<1.0	<1.0	<1.0	<1.0	<1.0	<1.0	<1.0	<0.5	<0.5	<0.5	<0.5	<0.50	<0.50	<0.50	<0.50	<0.50	<0.50	<0.50	<0.50	<0.50	NA	<0.50	<0.50	<1.0	<1.0	1,260	220	2,900
Trichloroethene	<0.5	<0.5	<1.0	<0.5	<1.0	<1.0	<1.0	<1.0	<1.0	<1.0	<1.0	<0.5	<0.5	<0.5	<0.5	<1.0	<1.0	<1.0	<1.0	<1.0	<1.0	<1.0	<1.0	<1.0	NA	<1.0	<1.0	<1.0	<1.0	2,340	27	67
1,2,4-Trimethylbenzene	<0.5	<0.5	<0.7	1.3	<2.0	<1.0	<1.0	<1.0	<1.0	<1.0	<1.0	<0.5	<0.5	<0.5	<0.5	<0.50	<0.50	<0.50	<0.50	<0.50	<0.50	<0.50	<0.50	<0.50	NA	<0.50	<0.50	<1.0	<1.0	NE	NE	NE
1,3,5-Trimethylbenzene	<0.5	<0.5	<1.0	<0.5	<2.0	<1.0	<1.0	<1.0	<1.0	<1.0	<1.0	<0.5	<0.5	<0.5	<0.5	<0.50	<0.50	<0.50	<0.50	<0.50	<0.50	<2.0	<1.0	<0.50	NA	<0.50	<0.50	<1.0	<1.0	NE	NE	NE
Xylenes, total	<1.0	<1.0	<1.3	<1.0	<4.0	<2.0	<2.0	<2.0	<2.0	<2.0	<2.0	<1.0	<1.0	<1.0	<1.0	<2.0	<2.0	<2.0	<2.0	<2.0	<2.0	<2.0	<2.0	<2.0	NA	<2.0	<2.0	<2.0	<2.0	NE	21,300	50,000
Total Metals (mg/l)																															
Arsenic	NA	NA	NA	NA	NA	NA	NA	NA	NA	NA	NA	NA	NA	NA	NA	NA	NA	NA	NA	<0.002	<0.002	<0.0020	<0.0020	<0.002	NA	<0.0008	<0.00080	<0.0025	<0.0025	0.004	NE	NE
Barium	NA	NA	NA	NA	NA	NA	NA	NA	NA	NA	NA	NA	NA	NA	NA	NA	NA	NA	NA	0.170	0.180	0.140	0.240	0.170	NA	0.250	0.170	0.240	0.285	NE	NE	NE
Chromium	NA	NA	NA	NA	NA	NA	NA	NA	NA	NA	NA	NA	NA	NA	NA	NA	NA	NA	NA	ND	ND	ND	ND	ND	NA	0.0011	<0.0010	<0.01	<0.01	0.11	NE	NE
Copper	NA	NA	NA	NA	NA	NA	NA	NA	NA	NA	NA	NA	NA	NA	NA	NA	NA	NA	NA	ND	ND	ND	ND	ND	NA	0.0039	0.0021	<0.01	<0.01	0.048	NE	NE
Lead	NA	NA	NA	NA	NA	NA	NA	NA	NA	NA	NA	NA	NA	NA	NA	NA	NA	NA	NA	ND	ND	ND	ND	ND	NA	0.0015	0.00053	<0.01	<0.01	0.013	NE	NE
Silver	NA	NA	NA	NA	NA	NA	NA	NA	NA	NA	NA	NA	NA	NA	NA	NA	NA	NA	NA	<0.0025	<0.0025	<0.0025	<0.0025	<0.0025	NA	<0.0002	<0.00020	<0.005	<0.005	0.012	NE	NE
Zinc	NA	NA	NA	NA	NA	NA	NA	NA	NA	NA	NA	NA	NA	NA	NA	NA	NA	NA	NA	0.077	<0.05	<0.050	<0.050	<0.050	NA	0.0019	<0.010	<0.025	<0.025	0.123	NE	NE
SVOCs via EPA 8270 (ug/l)																															
Benzo(a)anthracene	NA	NA	NA	NA	NA	NA	NA	NA	NA	NA	NA	NA	NA	NA	NA	NA	NA	NA	NA	<0.050	<0.050	<0.050	<0.050	<0.050	NA	**<4.9**	<0.048	<0.05	<0.05	0.3	NE	NE
Benzo(a)pyrene	NA	NA	NA	NA	NA	NA	NA	NA	NA	NA	NA	NA	NA	NA	NA	NA	NA	NA	NA	<0.10	<0.10	<0.10	<0.10	<0.10	NA	**<4.9**	<0.095	<0.05	<0.05	0.3	NE	NE
Benzo(b)fluoranthene	NA	NA	NA	NA	NA	NA	NA	NA	NA	NA	NA	NA	NA	NA	NA	NA	NA	NA	NA	<0.050	<0.050	<0.050	<0.050	<0.050	NA	**<4.9**	<0.048	<0.05	<0.05	0.3	NE	NE
2-Methylnaphthalene	NA	NA	NA	NA	NA	NA	NA	NA	NA	NA	NA	NA	NA	NA	NA	NA	NA	NA	NA	<1.0	<1.0	<1.0	<1.0	<1.0	NA	<4.9	<0.95	<0.19	<0.19	NE	NE	NE
Naphthalene	NA	NA	NA	NA	NA	NA	NA	NA	NA	NA	NA	NA	NA	NA	NA	NA	NA	NA	NA	<1.0	<1.0	<1.0	<1.0	<1.0	NA	<4.9	<0.95	<0.19	<0.19	NE	NE	NE
Phenanthrene	NA	NA	NA	NA	NA	NA	NA	NA	NA	NA	NA	NA	NA	NA	NA	NA	NA	NA	NA	<0.050	<0.050	<0.050	<0.050	<0.050	NA	<4.9	<0.048	<0.05	0.10	14	NE	NE

Notes:
NA - Not analyzed for this analyte.
NE - Not Established.
ND - Not Detected.
BRL - Below Laboratory Reporting Limit.
ug/l - micrograms per liter.
mg/l - milligrams per liter.
VOCs - Volatile Organic Compounds.
SVOCs - Semi Volatile Organic Compounds.
EPA - Environmental Protection Agency.
Bold indicates concentration exceeds the Surface Water Protection Criteria, Appendix D to Connecticut Remediation Standards (March 9, 2021).
Underline indicates concentration exceeds the Residential Volatilization Criteria for Substances in Groundwater, Appendix E to Connecticut Remediation Standards (March 9, 2021).
Italics indicates concentration exceeds the Industrial/ Commercial Volatilization Criteria for Soil Vapor, Appendix E to Connecticut Remediation Standards (March 9, 2021).
[D] Dissolved metals concentration
Shading indicates four consecutive quarters of laboratory analytical results below the Remediation Standards indicated on this Table.

ATTACHMENT F

WELL PURGING – FIELD WATER QUALITY MEASUREMENTS FORMS

Well Purging-Field Water Quality Measurements Form
Former CL&P Area Work Center
1654 King Street
Enfield, Connecticut

Location (Site/Facility Name):	Enfield Former Area Work Center	Depth to Screen (feet) Top / Bottom	
Well ID.:	MW-9	Date:	9/16/2025
Field Personnel:	Cole Radke	Pump Intake at (feet below top of casing):	16
Identify Monitoring point:	Top of Inner Casing	Purging Device (Pump Type):	Peristaltic Pump

Clock Time	Depth To Water (feet below top of casing)	Purge Rate (ml/min)	Cumulative Purge Volume (liters)	Temp (°C)	Specific Conductivity (uS/cm)	pH	ORP/Eh[2] (mV)	DO (mg/L)	Turbidity (NTU)	Comments
										Gauge Well - DTW = 13.83
12:45	13.83	110	- -	- -	- -	- -	- -	- -	- -	Start Purging = 12:45
12:50	13.95	112	0.55	- -	- -	- -	- -	- -	- -	
12:55	13.95	120	1.11	- -	- -	- -	- -	- -	- -	Turn down purge rate
13:00	13.95	118	1.71	22.9	1,080	6.8	167	1.81	25.5	Turn down purge rate
13:05	13.95	98	2.30	21.2	1,080	6.7	184	1.30	13.1	
13:10	13.95	98	2.79	21.3	1,080	6.8	188	1.30	8	
13:15	13.95	98	3.28	21.3	1,080	6.8	189	1.30	<5	Turn down purge rate
13:20	13.95	94	3.77	21.3	1,080	6.8	189	1.36	<5	
13:25	13.95	96	4.24	21.3	1,080	6.8	184	1.09	<5	
13:30	13.95	96	4.72	21.3	1,080	6.8	185	1.08	<5	
13:35	13.95	96	5.20	21.3	1,080	6.8	185	1.04	<5	
			5.68							Collected Sample @ 13:40

Notes

ml/min - milliliters per minute
°C - degrees Celsius
uS/cm - micro-Siemens per centimeter at 25°C
ORP/Eh[2] - Oxidation Reduction Potential
mV - millivolts
DO - Dissolved Oxygen
mg/L - milligrams per liter
NTU - Nephelometric Turbidity Units
DTW - depth to water (feet below top of casing)
TOV - total organic vapors as measured with a photoionization detector
ppb - Parts Per Billion

Specific Conductivity Stability Criteria:
Values are considered stable at +/- 3%

DO Stability Criteria:
Values > 0.5 mg/L are considered stable at +/- 10%
Values < 0.5 mg/L are noted as "< 0.5"
Three consecutive values that are less than 0.5 mg/L are considered stable

Temperature Stability Criteria:
Values are considered stable at +/- 3%

Turbidity Stability Criteria:
Values > 5 NTU are considered stable at +/- 10%
Values < 5 NTU are noted as "< 5"
Three consecutive values that are less than 5 NTU are considered stable

pH Stability Criteria:
Values are considered stable at +/- 0.1 unit

ORP/Eh[2] Stability Criteria:
Values are considered stable at +/- 10 mV

Flow Rate: Consistent

Stabilization of indicator parameters is considered to be achieved when three consecutive readings at five-minute intervals (or longer) are within the limits set forth above.

Well Purging-Field Water Quality Measurements Form
Former CL&P Area Work Center
1654 King Street
Enfield, Connecticut

Location (Site/Facility Name): Enfield Former Area Work Center
Well ID.: MW-12 Date: 9/16/2025
Field Personnel: Cole Radke
Identify Monitoring point: Top of Inner Casing

Depth to _____ of Screen (feet)
Top Bottom
Pump Intake at (feet below top of casing): 15
Purging Device (Pump Type): Peristaltic Pump

Clock Time	Depth To Water (feet below top of casing)	Purge Rate (ml/min)	Cumulative Purge Volume (liters)	Temp (°C)	Specific Conductivity (uS/cm)	pH	ORP/Eh[2] (mV)	DO (mg/L)	Turbidity (NTU)	Comments
										Gauge Well - DTW = 7.61
8:45	7.61	108	- -	- -	- -	- -	- -	- -	- -	Start Purging = 8:45
8:50	7.66	108	0.54	- -	- -	- -	- -	- -	- -	Turn down purge rate
8:55	7.66	98	1.08	- -	- -	- -	- -	- -	- -	Turn down purge rate
9:00	7.66	82	1.57	20.1	632	5.7	150	2.65	22.8	
9:05	7.66	84	1.98	--	--	--	--	--	--	No reading, flow through cell leaked
9:10	7.66	84	2.40	20.1	510	5.7	151	2.57	16.1	
9:15	7.66	84	2.82	20.1	411	5.7	151	2.32	<5	
9:20	7.66	82	3.24	20.1	408	5.7	151	2.13	<5	
9:25	7.66	84	3.65	20.1	399	5.7	150	1.89	<5	
9:30	7.66	84	4.07	20.1	396	5.7	146	1.62	<5	
9:35	7.66	84	4.49	20.1	394	5.7	145	1.53	<5	
9:40	7.66	86	4.91	20.1	394	5.7	145	1.54	<5	
			5.34							Collected Sample at 9:40

Notes

ml/min - milliliters per minute
°C - degrees Celsius
uS/cm - micro-Siemens per centimeter at 25°C
ORP/Eh[2] - Oxidation Reduction Potential
mV - millivolts
DO - Dissolved Oxygen
mg/L - milligrams per liter
NTU - Nephelometric Turbidity Units
DTW - depth to water (feet below top of casing)
TOV - total organic vapors as measured with a photoionization detector
ppb - Parts Per Billion

Specific Conductivity Stability Criteria:
Values are considered stable at +/- 3%

DO Stability Criteria:
Values > 0.5 mg/L are considered stable at +/- 10%
Values < 0.5 mg/L are noted as "< 0.5"
Three consecutive values that are less than 0.5 mg/L are considered stable

Temperature Stability Criteria:
Values are considered stable at +/- 3%

Turbidity Stability Criteria:
Values > 5 NTU are considered stable at +/- 10%
Values < 5 NTU are noted as "< 5"
Three consecutive values that are less than 5 NTU are considered stable

pH Stability Criteria:
Values are considered stable at +/- 0.1 unit

ORP/Eh[2] Stability Criteria:
Values are considered stable at +/- 10 mV

Flow Rate: Consistent

Stabilization of indicator parameters is considered to be achieved when three consecutive readings at five-minute intervals (or longer) are within the limits set forth above.

Well Purging-Field Water Quality Measurements Form
Former CL&P Area Work Center
1654 King Street
Enfield, Connecticut

Location (Site/Facility Name):	Enfield Former Area Work Center	Depth to Screen (feet) Top Bottom	
Well ID.:	MW-13	Date:	9/16/2025
Field Personnel:	Cole Radke	Pump Intake at (feet below top of casing):	16
Identify Monitoring point:	Top of Inner Casing	Purging Device (Pump Type):	Peristaltic Pump

Clock Time	Depth To Water (feet below top of casing)	Purge Rate (ml/min)	Cumulative Purge Volume (liters)	Temp (°C)	Specific Conductivity (uS/cm)	pH	ORP/Eh[2] (mV)	DO (mg/L)	Turbidity (NTU)	Comments
										Gauge Well - DTW = 11.68
13:50	11.68	90	- -	- -	- -	- -	- -	- -	- -	Start Purging = 13:50
13:55	11.79	90	0.45	- -	- -	- -	- -	- -	- -	Turn down purge rate
14:00	11.89	88	0.90	- -	- -	- -	- -	- -	- -	
14:05	11.89	88	1.34	22.7	746	6.8	145	1.45	8.60	
14:10	11.89	90	1.78	22.6	728	6.8	151	1.44	6.80	
14:15	11.89	92	2.23	22.5	727	6.7	155	1.33	6.50	
14:20	11.89	92	2.69	22.6	721	6.7	154	1.21	6.30	
14:25	11.89	94	3.15	22.6	721	6.7	152	1.19	<5	
14:30	11.89	94	3.62	22.6	722	6.7	157	1.24	<5	
14:35	11.89	92	4.09	22.6	722	6.7	159	1.25	<5	
			4.55							Collected Sample at 14:40

Notes

ml/min - milliliters per minute
°C - degrees Celsius
uS/cm - micro-Siemens per centimeter at 25°C
ORP/Eh[2] - Oxidation Reduction Potential
mV - millivolts
DO - Dissolved Oxygen
mg/L - milligrams per liter
NTU - Nephelometric Turbidity Units
DTW - depth to water (feet below top of casing)
TOV - total organic vapors as measured with a photoionization detector
ppb - Parts Per Billion

Specific Conductivity Stability Criteria:
Values are considered stable at +/- 3%

DO Stability Criteria:
Values > 0.5 mg/L are considered stable at +/- 10%
Values < 0.5 mg/L are noted as "< 0.5"
Three consecutive values that are less than 0.5 mg/L are considered stable

Temperature Stability Criteria:
Values are considered stable at +/- 3%

Turbidity Stability Criteria:
Values > 5 NTU are considered stable at +/- 10%
Values < 5 NTU are noted as "< 5"
Three consecutive values that are less than 5 NTU are considered stable

pH Stability Criteria:
Values are considered stable at +/- 0.1 unit

ORP/Eh[2] Stability Criteria:
Values are considered stable at +/- 10 mV

Flow Rate: Consistent

Stabilization of indicator parameters is considered to be achieved when three consecutive readings at five-minute intervals (or longer) are within the limits set forth above.

Well Purging-Field Water Quality Measurements Form
Former CL&P Area Work Center
1654 King Street
Enfield, Connecticut

Location (Site/Facility Name):	Enfield Former Area Work Center	Depth to Screen (feet) Top / Bottom	
Well ID.:	RW-3	Date:	9/16/2025
Field Personnel:	Cole Radke	Pump Intake at (feet below top of casing):	15
Identify Monitoring point:	Top of Inner Casing	Purging Device (Pump Type):	Peristaltic Pump

Clock Time	Depth To Water (feet below top of casing)	Purge Rate (ml/min)	Cumulative Purge Volume (liters)	Temp (°C)	Specific Conductivity (uS/cm)	pH	ORP/Eh[2] (mV)	DO (mg/L)	Turbidity (NTU)	Comments
										Gauge Well - DTW = 14.01
12:15	14.01	98	- -	- -	- -	- -	- -	- -	- -	Start Purging = 11:20
12:20	14.13	98	0.49	- -	- -	- -	- -	- -	- -	Turn down purge rate
12:25	14.20	92	0.98	- -	- -	- -	- -	- -	- -	
12:30	14.20	92	1.44	22.7	928	6.7	133	3.13	<5	
12:35	14.20	92	1.90	21.1	949	6.8	132	1.74	<5	
12:40	14.20	94	2.36	21.1	950	6.8	141	1.62	<5	
12:45	14.20	94	2.83	21.1	952	6.9	143	1.61	<5	
12:50	14.20	94	3.30	21.1	955	6.8	140	1.53	<5	
12:55	14.20	94	3.77	21.1	975	6.8	136	1.09	<5	
13:00	14.20	94	4.24	21.1	979	6.8	117	1.16	<5	
13:05	14.20	94	4.71	21.1	990	6.8	119	1.10	<5	
13:10	14.20	94	5.18	21.1	992	6.8	119	1.16	<5	
			5.65							Collected Sample at 13:15

Notes

ml/min - milliliters per minute
°C - degrees Celsius
uS/cm - micro-Siemens per centimeter at 25°C
ORP/Eh[2] - Oxidation Reduction Potential
mV - millivolts
DO - Dissolved Oxygen
mg/L - milligrams per liter
NTU - Nephelometric Turbidity Units
DTW - depth to water (feet below top of casing)
TOV - total organic vapors as measured with a photoionization detector
ppb - Parts Per Billion

Specific Conductivity Stability Criteria:
Values are considered stable at +/- 3%

DO Stability Criteria:
Values > 0.5 mg/L are considered stable at +/- 10%
Values < 0.5 mg/L are noted as "< 0.5"
Three consecutive values that are less than 0.5 mg/L are considered stable

Temperature Stability Criteria:
Values are considered stable at +/- 3%

Turbidity Stability Criteria:
Values > 5 NTU are considered stable at +/- 10%
Values < 5 NTU are noted as "< 5"
Three consecutive values that are less than 5 NTU are considered stable

pH Stability Criteria:
Values are considered stable at +/- 0.1 unit

ORP/Eh[2] Stability Criteria:
Values are considered stable at +/- 10 mV

Flow Rate: Consistent

Stabilization of indicator parameters is considered to be achieved when three consecutive readings at five-minute intervals (or longer) are within the limits set forth above.

Well Purging-Field Water Quality Measurements Form
Former CL&P Area Work Center
1654 King Street
Enfield, Connecticut

Location (Site/Facility Name):	Enfield Former Area Work Center	Depth to Screen (feet) Top Bottom	
Well ID.:	RW-4	Date:	9/16/2025
Field Personnel:	Cole Radke	Pump Intake at (feet below top of casing):	20
Identify Monitoring point:	Top of Inner Casing	Purging Device (Pump Type):	Peristaltic Pump

Clock Time	Depth To Water (feet below top of casing)	Purge Rate (ml/min)	Cumulative Purge Volume (liters)	Temp (^{o}C)	Specific Conductivity (uS/cm)	pH	ORP/Eh^{2} (mV)	DO (mg/L)	Turbidity (NTU)	Comments
										Gauge Well - DTW = 14.00
10:15	14.00	120	- -	- -	- -	- -	- -	- -	- -	Start Purging = 10:15
10:20	14.00	80	0.60	- -	- -	- -	- -	- -	- -	Turn down purge rate
10:25	14.00	82	1.00	- -	- -	- -	- -	- -	- -	
10:30	14.00	110	1.41	21.3	497	6.4	99	3.37	<5	
10:35	14.00	110	1.96	21.4	486	6.6	101	3.16	<5	
10:40	14.00	110	2.51	21.4	484	6.6	110	4.10	<5	
10:45	14.00	108	3.06	21.4	462	6.6	128	2.42	<5	
10:50	14.00	106	3.60	21.4	468	6.6	129	2.47	<5	
10:55	14.00	106	4.13	21.4	466	6.6	128	2.43	<5	
			4.66							Collected Sample at 10:40

Notes

ml/min - milliliters per minute

^{o}C - degrees Celsius

uS/cm - micro-Siemens per centimeter at 25°C

ORP/Eh^{2} - Oxidation Reduction Potential

mV - millivolts

DO - Dissolved Oxygen

mg/L - milligrams per liter

NTU - Nephelometric Turbidity Units

DTW - depth to water (feet below top of casing)

TOV - total organic vapors as measured with a photoionization detector

ppb - Parts Per Billion

Specific Conductivity Stability Criteria:
Values are considered stable at +/- 3%

DO Stability Criteria:
Values > 0.5 mg/L are considered stable at +/- 10%
Values < 0.5 mg/L are noted as "< 0.5"
Three consecutive values that are less than 0.5 mg/L are considered stable

Temperature Stability Criteria:
Values are considered stable at +/- 3%

Turbidity Stability Criteria:
Values > 5 NTU are considered stable at +/- 10%
Values < 5 NTU are noted as "< 5"
Three consecutive values that are less than 5 NTU are considered stable

pH Stability Criteria:
Values are considered stable at +/- 0.1 unit

ORP/Eh^{2} Stability Criteria:
Values are considered stable at +/- 10 mV

Flow Rate: Consistent

Stabilization of indicator parameters is considered to be achieved when three consecutive readings at five-minute intervals (or longer) are within the limits set forth above.

Well Purging-Field Water Quality Measurements Form
Former CL&P Area Work Center
1654 King Street
Enfield, Connecticut

Location (Site/Facility Name):	Enfield Former Area Work Center	Depth to Screen (feet) Top Bottom	
Well ID.:	RW-5	Date:	9/16/2025
Field Personnel:	Cole Radke	Pump Intake at (feet below top of casing):	16
Identify Monitoring point:	Top of Inner Casing	Purging Device (Pump Type):	Peristaltic Pump

Clock Time	Depth To Water (feet below top of casing)	Purge Rate (ml/min)	Cumulative Purge Volume (liters)	Temp (°C)	Specific Conductivity (uS/cm)	pH	ORP/Eh[2] (mV)	DO (mg/L)	Turbidity (NTU)	Comments
										Gauge Well - DTW = 12.47
10:40	12.47	110	- -	- -	- -	- -	- -	- -	- -	Start Purging = 10:40
10:45	12.47	120	0.55	- -	- -	- -	- -	- -	- -	
10:50	12.50	120	1.15	- -	- -	- -	- -	- -	- -	
10:55	12.51	120	1.75	23	143	6.3	232	3.72	<5	
11:00	12.51	120	2.35	23	143	6.3	196	3.05	<5	
11:05	12.52	92	2.95	23	148	6.3	207	3.17	<5	
11:10	12.50	92	3.41	23	146	6.3	211	2.64	<5	
11:15	12.50	96	3.87	23	147	6.3	207	2.60	<5	
11:20	12.50	96	4.35	23	147	6.3	208	2.63	<5	
			4.83							Collected Sample at 11:25

Notes

ml/min - milliliters per minute

°C - degrees Celsius

uS/cm - micro-Siemens per centimeter at 25°C

ORP/Eh[2] - Oxidation Reduction Potential

mV - millivolts

DO - Dissolved Oxygen

mg/L - milligrams per liter

NTU - Nephelometric Turbidity Units

DTW - depth to water (feet below top of casing)

TOV - total organic vapors as measured with a photoionization detector

ppb - Parts Per Billion

Specific Conductivity Stability Criteria:
Values are considered stable at +/- 3%

DO Stability Criteria:
Values > 0.5 mg/L are considered stable at +/- 10%
Values < 0.5 mg/L are noted as "< 0.5"
Three consecutive values that are less than 0.5 mg/L are considered stable

Temperature Stability Criteria:
Values are considered stable at +/- 3%

Turbidity Stability Criteria:
Values > 5 NTU are considered stable at +/- 10%
Values < 5 NTU are noted as "< 5"
Three consecutive values that are less than 5 NTU are considered stable

pH Stability Criteria:
Values are considered stable at +/- 0.1 unit

ORP/Eh[2] Stability Criteria:
Values are considered stable at +/- 10 mV

Flow Rate: Consistent

Stabilization of indicator parameters is considered to be achieved when three consecutive readings at five-minute intervals (or longer) are within the limits set forth above.

ATTACHMENT G

LABORATORY ANALYTICAL DATA PACKAGE

eurofins | Environment Testing
ESS Laboratory

CERTIFICATE OF ANALYSIS

Kevin Paradise
Lightship Engineering, LLC
6 Resnik Rd
Plymouth, MA 02360-4868

RE: Enfield (500.101.2)
ESS Laboratory Work Order Number: 25I0734

This signed Certificate of Analysis is our approved release of your analytical results. These results are only representative of sample aliquots received at the laboratory. ESS Laboratory expects its clients to follow all regulatory sampling guidelines. Beginning with this page, the entire report has been paginated. This report should not be copied except in full without the approval of the laboratory. Samples will be disposed of thirty days after the final report has been delivered. If you have any questions or concerns, please feel free to call our Customer Service Department.



Laurel Stoddard
Laboratory Director

REVIEWED
By ESS Laboratory at 3:11 pm, Jan 16, 2026

Analytical Summary
The project as described above has been analyzed in accordance with the ESS Quality Assurance Plan. This plan utilizes the following methodologies: US EPA SW-846, US EPA Methods for Chemical Analysis of Water and Wastes per 40 CFR Part 136, APHA Standard Methods for the Examination of Water and Wastewater, American Society for Testing and Materials (ASTM), and other recognized methodologies. The analyses with these noted observations are in conformance to the Quality Assurance Plan. In chromatographic analysis, manual integration is frequently used instead of automated integration because it produces more accurate results.

The test results present in this report are in compliance with TNI and relative state standards, and/or client Quality Assurance Project Plans (QAPP). The laboratory has reviewed the following: Sample Preservations, Hold Times, Initial Calibrations, Continuing Calibrations, Method Blanks, Blank Spikes, Blank Spike Duplicates, Duplicates, Matrix Spikes, Matrix Spike Duplicates, Surrogates and Internal Standards. Any results which were found to be outside of the recommended ranges stated in our SOPs will be noted in the Project Narrative.

eurofins | Environment Testing
ESS Laboratory

CERTIFICATE OF ANALYSIS

Client Name: Lightship Engineering, LLC
Client Project ID: Enfield ESS Laboratory Work Order: 25I0734

Sample Receipt

The following samples were received on September 17, 2025 for the analyses specified on the enclosed Chain of Custody Record.

To achieve Reasonable Confidence Protocols (RCP) compliance for Connecticut data, ESS Laboratory has reviewed all QA/QC Requirements and Performance Standards listed in each method. Holding times and preservation have also been reviewed. All RCP requirements have been performed and achieved unless noted in the project narrative.

Question 5: Each method has been set-up in the laboratory to reach required RCP standards. The methods for aqueous VOA and Soil Methanol VOA have known limitations for certain analytes (ie for GWPC samples, 1,2-Dibromoethane regulatory levels will not be met by VOA 8260. If this is a contaminant of concern Method 8011 will need to be used.). The regulatory standards may not be achieved due to these limitations. In addition, for all methods, matrix interferences, dilutions, and %Solids may elevate method reporting limits above regulatory standards. ESS Laboratory can provide, upon request, a Data Checker (regulatory standard comparison spreadsheet) electronic deliverable which will highlight these exceedances.

Revision 1 January 16, 2026: This report has been revised to amend sample collection date.

Lab Number	Sample Name	Matrix	Analysis
25I0734-01	MW-12	Ground Water	6010D, 6020B, 7010, 7470A, 8260D, 8270D SIM PAH
25I0734-02	RW-4	Ground Water	6010D, 6020B, 7010, 7470A, 8260D, 8270D SIM PAH
25I0734-03	RW-5	Ground Water	6010D, 6020B, 7010, 7470A, 8260D, 8270D SIM PAH
25I0734-04	RW-3	Ground Water	6010D, 6020B, 7010, 7470A, 8260D, 8270D SIM PAH
25I0734-05	MW-9	Ground Water	6010D, 6020B, 7010, 7470A, 8260D, 8270D SIM PAH
25I0734-06	MW-13	Ground Water	6010D, 6020B, 7010, 7470A, 8260D, 8270D SIM PAH

eurofins | Environment Testing
ESS Laboratory

CERTIFICATE OF ANALYSIS

Client Name: Lightship Engineering, LLC
Client Project ID: Enfield ESS Laboratory Work Order: 25I0734

Project Narrative

8270D(SIM) Polynuclear Aromatic Hydrocarbons

25I0734-01 **Present in Method Blank (B).**
Naphthalene , Phenanthrene

25I0734-03 **Present in Method Blank (B).**
Phenanthrene

25I0734-04 **Present in Method Blank (B).**
Phenanthrene

25I0734-05 **Present in Method Blank (B).**
Phenanthrene

25I0734-06 **Present in Method Blank (B).**
Phenanthrene

D5I0506-CCV1 **Calibration required quadratic regression (Q).**
Benzo(b)fluoranthene (107% @ 80-120%)

D5I0506-CCV1 **Continuing Calibration %Diff/Drift is above control limit (CD+).**
Nitrobenzene-d5 (23% @ 20%)

D5I0512-CCV1 **Calibration required quadratic regression (Q).**
Benzo(b)fluoranthene (110% @ 80-120%)

D5I0512-CCV1 **Continuing Calibration %Diff/Drift is above control limit (CD+).**
Nitrobenzene-d5 (24% @ 20%)

Total Metals

DI51943-BSD2 **Blank Spike recovery is below lower control limit (B-).**
Thallium (78% @ 80-120%)

No other observations noted.

End of Project Narrative.

eurofins | Environment Testing
ESS Laboratory

CERTIFICATE OF ANALYSIS

Client Name: Lightship Engineering, LLC
Client Project ID: Enfield

ESS Laboratory Work Order: 25I0734

Current SW-846 Methodology Versions

Analytical Methods

1010A - Flashpoint
6010D - ICP
6020B - ICP MS
7010 - Graphite Furnace
7196A - Hexavalent Chromium
7470A - Aqueous Mercury
7471B - Solid Mercury
8011 - EDB/DBCP/TCP
8015C - GRO/DRO
8081B - Pesticides
8082A - PCB
8100M - TPH
8151A - Herbicides
8260D - VOA
8270E - SVOA
8270E SIM - SVOA Low Level
9014 - Cyanide
9038 - Sulfate
9040C - Aqueous pH
9045D - Solid pH (Corrosivity)
9050A - Specific Conductance
9056A - Anions (IC)
9060A - TOC
9095B - Paint Filter
MADEP 19-2.1 - EPH
MADEP 18-2.1 - VPH

Prep Methods

3005A - Aqueous ICP Digestion
3020A - Aqueous Graphite Furnace / ICP MS Digestion
3050B - Solid ICP / Graphite Furnace / ICP MS Digestion
3060A - Solid Hexavalent Chromium Digestion
3510C - Separatory Funnel Extraction
3520C - Liquid / Liquid Extraction
3540C - Manual Soxhlet Extraction
3546 - Microwave Extraction
3580A - Waste Dilution
5030B - Aqueous Purge and Trap
5030C - Aqueous Purge and Trap
5035A - Solid Purge and Trap

SW846 Reactivity Methods 7.3.3.2 (Reactive Cyanide) and 7.3.4.1 (Reactive Sulfide) have been withdrawn by EPA. These methods are reported per client request and are not NELAP accredited.

eurofins | Environment Testing
ESS Laboratory

CERTIFICATE OF ANALYSIS

Client Name: Lightship Engineering, LLC
Client Project ID: Enfield

ESS Laboratory Work Order: 25I0734

Laboratory Analysis
QA/QC Certification Form

Project Number: **500.101.2**
Sampling Date(s): **9/16/2025**
Laboratory Sample ID(s): **25I0734-01 through 25I0734-06**

List RCP Methods Used	(X) 8260D	( ) 8151A	( ) ETPH	(X) 6010D	(X) 7470A/1B
Other: _____	(X) 8270E	( ) 8081B	( ) VPH	(X) 6020B	( ) 9014M
_____	( ) 8082A	( ) 8021B	( ) EPH	(X) 7000 S	( ) 7196A

1	For each analytical method referenced in this laboratory report package, were all specified QA/QC performance criteria followed, including the requirement to explain any criteria failing outside of acceptable guidelines, as specified in the CTDEEP method-specific Reasonable Confidence Protocol documents?	Yes (X) No ( )
1A	Were the method specified preservation and holding time requirements met?	Yes (X) No ( )
1B	***VPH and EPH Methods only:*** Was the VPH or EPH method conducted without significant modifications (see respective RCPs)?	Yes ( ) No ( ) N/A (X)
2	Were all samples received by the laboratory in a condition consistent with that described on the associated chain-of-custody document(s)?	Yes (X) No ( )
3	Were samples received at an appropriate temperature (<6° C°)? *If samples were received by the laboratory on the same day of collection and were stored and transported to the laboratory on ice, cooler temperatures above 6° C are acceptable.*	Yes (X) No ( ) N/A ( )
4	Were all QA/QC performance criteria specified in the CTDEEP Reasonable Confidence Protocol documents achieved?	Yes ( ) No (X)
5	Were reporting limits specified or referenced on the chain-of-custody?	Yes (X) No ( )
5A	Were these reporting limits/limits of quantitation met?	Yes (X) No ( )
6	For each analytical method referenced in this laboratory report package, were results reported for all constituents identified in the method-specific analyte lists presented in the Reasonable Confidence Protocol documents?	Yes (X) No ( )
7	Are project-specific matrix spikes and laboratory duplicates included in this data set?	Yes ( ) No (X)

Notes: For all questions to which the response was "No" (with the exception of question #7), additional information must be provided in an attached narrative. If the answer to question #1, #1A or #1B is "No", the data package does not meet the requirements for "Reasonable Confidence." This form may not be altered and all questions must be answered.

I, the undersigned, attest under the pains and penalties of perjury that, to the best of my knowledge and belief and based upon my personal inquiry of those responsible for providing the information contained in this analytical report, such information is accurate and complete.

Authorized Signature:  Position: Laboratory Director

eurofins | Environment Testing
ESS Laboratory

CERTIFICATE OF ANALYSIS

Client Name: Lightship Engineering, LLC
Client Project ID: Enfield
Client Sample ID: MW-12
Date Sampled: 09/16/25 09:40
Percent Solids: N/A

ESS Laboratory Work Order: 25I0734
ESS Laboratory Sample ID: 25I0734-01
Sample Matrix: Ground Water
Units: ug/L

Extraction Method: 3005A

Total Metals

Analyte	Results (MRL)	MDL	Method	Limit	DF	Analyst	Analyzed	IV / FV	Batch
Antimony	ND (2.0)	---	6020B	---	10	BJV	09/22/25 15:51	50 25	DI51943
Arsenic	ND (2.5)	---	7010	---	1	CEV	09/29/25 15:29	50 25	DI51943
Barium	**242** (10.0)	---	6010D	---	1	KJB	09/22/25 22:21	50 25	DI51943
Beryllium	ND (0.5)	---	6010D	---	1	KJB	09/22/25 22:21	50 25	DI51943
Cadmium	ND (2.5)	---	6010D	---	1	KJB	09/22/25 22:21	50 25	DI51943
Chromium	ND (10.0)	---	6010D	---	1	KJB	09/22/25 22:21	50 25	DI51943
Copper	ND (10.0)	---	6010D	---	1	KJB	09/22/25 22:21	50 25	DI51943
Lead	ND (10.0)	---	6010D	---	1	KJB	09/22/25 22:21	50 25	DI51943
Mercury	ND (0.2)	---	7470A	---	1	BJV	09/22/25 10:49	20 40	DI51944
Nickel	ND (25.0)	---	6010D	---	1	KJB	09/22/25 22:21	50 25	DI51943
Selenium	ND (25.0)	---	6020B	---	10	BJV	09/22/25 15:51	50 25	DI51943
Silver	ND (5.0)	---	6010D	---	1	KJB	09/22/25 22:21	50 25	DI51943
Thallium	ND (2.0)	---	6020B	---	10	BJV	09/22/25 15:51	50 25	DI51943
Vanadium	ND (10.0)	---	6010D	---	1	KJB	09/22/25 22:21	50 25	DI51943
Zinc	**43.3** (25.0)	---	6010D	---	1	KJB	09/22/25 22:21	50 25	DI51943

eurofins | Environment Testing
ESS Laboratory

CERTIFICATE OF ANALYSIS

Client Name: Lightship Engineering, LLC
Client Project ID: Enfield
Client Sample ID: MW-12
Date Sampled: 09/16/25 09:40
Percent Solids: N/A
Initial Volume: 5ml
Final Volume: 5ml
Extraction Method: 5030B

ESS Laboratory Work Order: 25I0734
ESS Laboratory Sample ID: 25I0734-01
Sample Matrix: Ground Water
Units: ug/L
Analyst: MD
Prepared: 9/18/25 8:00

Volatile Organics

Analyte	Results (MRL)	MDL	Method	Limit	DF	Analyst	Analyzed	Sequence	Batch
1,1,1,2-Tetrachloroethane	ND (1.0)	---	8260D	---	1	MD	09/18/25 14:58	D5I0403	DI51829
1,1,1-Trichloroethane	ND (1.0)	---	8260D	---	1	MD	09/18/25 14:58	D5I0403	DI51829
1,1,2,2-Tetrachloroethane	ND (0.5)	---	8260D	---	1	MD	09/18/25 14:58	D5I0403	DI51829
1,1,2-Trichloro-1,2,2-trifluoroethane	ND (1.0)	---	8260D	---	1	MD	09/18/25 14:58	D5I0403	DI51829
1,1,2-Trichloroethane	ND (1.0)	---	8260D	---	1	MD	09/18/25 14:58	D5I0403	DI51829
1,1-Dichloroethane	ND (1.0)	---	8260D	---	1	MD	09/18/25 14:58	D5I0403	DI51829
1,1-Dichloroethene	ND (1.0)	---	8260D	---	1	MD	09/18/25 14:58	D5I0403	DI51829
1,1-Dichloropropene	ND (2.0)	---	8260D	---	1	MD	09/18/25 14:58	D5I0403	DI51829
1,2,3-Trichlorobenzene	ND (1.0)	---	8260D	---	1	MD	09/18/25 14:58	D5I0403	DI51829
1,2,3-Trichloropropane	ND (1.0)	---	8260D	---	1	MD	09/18/25 14:58	D5I0403	DI51829
1,2,4-Trichlorobenzene	ND (1.0)	---	8260D	---	1	MD	09/18/25 14:58	D5I0403	DI51829
1,2,4-Trimethylbenzene	ND (1.0)	---	8260D	---	1	MD	09/18/25 14:58	D5I0403	DI51829
1,2-Dibromo-3-Chloropropane	ND (5.0)	---	8260D	---	1	MD	09/18/25 14:58	D5I0403	DI51829
1,2-Dibromoethane	ND (1.0)	---	8260D	---	1	MD	09/18/25 14:58	D5I0403	DI51829
1,2-Dichlorobenzene	ND (1.0)	---	8260D	---	1	MD	09/18/25 14:58	D5I0403	DI51829
1,2-Dichloroethane	ND (1.0)	---	8260D	---	1	MD	09/18/25 14:58	D5I0403	DI51829
1,2-Dichloropropane	ND (1.0)	---	8260D	---	1	MD	09/18/25 14:58	D5I0403	DI51829
1,3,5-Trimethylbenzene	ND (1.0)	---	8260D	---	1	MD	09/18/25 14:58	D5I0403	DI51829
1,3-Dichlorobenzene	ND (1.0)	---	8260D	---	1	MD	09/18/25 14:58	D5I0403	DI51829
1,3-Dichloropropane	ND (1.0)	---	8260D	---	1	MD	09/18/25 14:58	D5I0403	DI51829
1,4-Dichlorobenzene	ND (1.0)	---	8260D	---	1	MD	09/18/25 14:58	D5I0403	DI51829
2,2-Dichloropropane	ND (1.0)	---	8260D	---	1	MD	09/18/25 14:58	D5I0403	DI51829
2-Butanone	ND (10.0)	---	8260D	---	1	MD	09/18/25 14:58	D5I0403	DI51829
2-Chlorotoluene	ND (1.0)	---	8260D	---	1	MD	09/18/25 14:58	D5I0403	DI51829
2-Hexanone	ND (10.0)	---	8260D	---	1	MD	09/18/25 14:58	D5I0403	DI51829
4-Chlorotoluene	ND (1.0)	---	8260D	---	1	MD	09/18/25 14:58	D5I0403	DI51829
4-Isopropyltoluene	ND (1.0)	---	8260D	---	1	MD	09/18/25 14:58	D5I0403	DI51829
4-Methyl-2-Pentanone	ND (10.0)	---	8260D	---	1	MD	09/18/25 14:58	D5I0403	DI51829
Acetone	ND (10.0)	---	8260D	---	1	MD	09/18/25 14:58	D5I0403	DI51829

eurofins | Environment Testing
ESS Laboratory

CERTIFICATE OF ANALYSIS

Client Name: Lightship Engineering, LLC
Client Project ID: Enfield
Client Sample ID: MW-12
Date Sampled: 09/16/25 09:40
Percent Solids: N/A
Initial Volume: 5ml
Final Volume: 5ml
Extraction Method: 5030B

ESS Laboratory Work Order: 25I0734
ESS Laboratory Sample ID: 25I0734-01
Sample Matrix: Ground Water
Units: ug/L
Analyst: MD
Prepared: 9/18/25 8:00

Volatile Organics

Analyte	Results (MRL)	MDL	Method	Limit	DF	Analyst	Analyzed	Sequence	Batch
Acrylonitrile	ND (5.0)	---	8260D	---	1	MD	09/18/25 14:58	D5I0403	DI51829
Benzene	ND (1.0)	---	8260D	---	1	MD	09/18/25 14:58	D5I0403	DI51829
Bromobenzene	ND (2.0)	---	8260D	---	1	MD	09/18/25 14:58	D5I0403	DI51829
Bromochloromethane	ND (1.0)	---	8260D	---	1	MD	09/18/25 14:58	D5I0403	DI51829
Bromodichloromethane	ND (0.6)	---	8260D	---	1	MD	09/18/25 14:58	D5I0403	DI51829
Bromoform	ND (1.0)	---	8260D	---	1	MD	09/18/25 14:58	D5I0403	DI51829
Bromomethane	ND (2.0)	---	8260D	---	1	MD	09/18/25 14:58	D5I0403	DI51829
Carbon Disulfide	ND (1.0)	---	8260D	---	1	MD	09/18/25 14:58	D5I0403	DI51829
Carbon Tetrachloride	ND (1.0)	---	8260D	---	1	MD	09/18/25 14:58	D5I0403	DI51829
Chlorobenzene	ND (1.0)	---	8260D	---	1	MD	09/18/25 14:58	D5I0403	DI51829
Chloroethane	ND (2.0)	---	8260D	---	1	MD	09/18/25 14:58	D5I0403	DI51829
Chloroform	ND (1.0)	---	8260D	---	1	MD	09/18/25 14:58	D5I0403	DI51829
Chloromethane	ND (2.0)	---	8260D	---	1	MD	09/18/25 14:58	D5I0403	DI51829
cis-1,2-Dichloroethene	ND (1.0)	---	8260D	---	1	MD	09/18/25 14:58	D5I0403	DI51829
cis-1,3-Dichloropropene	ND (0.4)	---	8260D	---	1	MD	09/18/25 14:58	D5I0403	DI51829
Dibromochloromethane	ND (1.0)	---	8260D	---	1	MD	09/18/25 14:58	D5I0403	DI51829
Dibromomethane	ND (1.0)	---	8260D	---	1	MD	09/18/25 14:58	D5I0403	DI51829
Dichlorodifluoromethane	ND (2.0)	---	8260D	---	1	MD	09/18/25 14:58	D5I0403	DI51829
Diethyl Ether	ND (1.0)	---	8260D	---	1	MD	09/18/25 14:58	D5I0403	DI51829
Di-isopropyl ether	ND (1.0)	---	8260D	---	1	MD	09/18/25 14:58	D5I0403	DI51829
Ethyl tertiary-butyl ether	ND (1.0)	---	8260D	---	1	MD	09/18/25 14:58	D5I0403	DI51829
Ethylbenzene	ND (1.0)	---	8260D	---	1	MD	09/18/25 14:58	D5I0403	DI51829
Hexachlorobutadiene	ND (0.6)	---	8260D	---	1	MD	09/18/25 14:58	D5I0403	DI51829
Hexachloroethane	ND (1.0)	---	8260D	---	1	MD	09/18/25 14:58	D5I0403	DI51829
Isopropylbenzene	ND (1.0)	---	8260D	---	1	MD	09/18/25 14:58	D5I0403	DI51829
Methyl tert-Butyl Ether	ND (1.0)	---	8260D	---	1	MD	09/18/25 14:58	D5I0403	DI51829
Methylene Chloride	ND (2.0)	---	8260D	---	1	MD	09/18/25 14:58	D5I0403	DI51829
Naphthalene	ND (1.0)	---	8260D	---	1	MD	09/18/25 14:58	D5I0403	DI51829
n-Butylbenzene	ND (1.0)	---	8260D	---	1	MD	09/18/25 14:58	D5I0403	DI51829

eurofins | Environment Testing
ESS Laboratory

CERTIFICATE OF ANALYSIS

Client Name: Lightship Engineering, LLC
Client Project ID: Enfield
Client Sample ID: MW-12
Date Sampled: 09/16/25 09:40
Percent Solids: N/A
Initial Volume: 5ml
Final Volume: 5ml
Extraction Method: 5030B

ESS Laboratory Work Order: 25I0734
ESS Laboratory Sample ID: 25I0734-01
Sample Matrix: Ground Water
Units: ug/L
Analyst: MD
Prepared: 9/18/25 8:00

Volatile Organics

Analyte	Results (MRL)	MDL	Method	Limit	DF	Analyst	Analyzed	Sequence	Batch
n-Propylbenzene	ND (1.0)	---	8260D	---	1	MD	09/18/25 14:58	D5I0403	DI51829
sec-Butylbenzene	ND (1.0)	---	8260D	---	1	MD	09/18/25 14:58	D5I0403	DI51829
Styrene	ND (1.0)	---	8260D	---	1	MD	09/18/25 14:58	D5I0403	DI51829
tert-Butylbenzene	ND (1.0)	---	8260D	---	1	MD	09/18/25 14:58	D5I0403	DI51829
Tertiary-amyl methyl ether	ND (1.0)	---	8260D	---	1	MD	09/18/25 14:58	D5I0403	DI51829
Tetrachloroethene	ND (1.0)	---	8260D	---	1	MD	09/18/25 14:58	D5I0403	DI51829
Tetrahydrofuran	ND (5.0)	---	8260D	---	1	MD	09/18/25 14:58	D5I0403	DI51829
Toluene	ND (1.0)	---	8260D	---	1	MD	09/18/25 14:58	D5I0403	DI51829
trans-1,2-Dichloroethene	ND (1.0)	---	8260D	---	1	MD	09/18/25 14:58	D5I0403	DI51829
trans-1,3-Dichloropropene	ND (0.4)	---	8260D	---	1	MD	09/18/25 14:58	D5I0403	DI51829
Trans-1,4-Dichloro-2-Butene	ND (5.0)	---	8260D	---	1	MD	09/18/25 14:58	D5I0403	DI51829
Trichloroethene	ND (1.0)	---	8260D	---	1	MD	09/18/25 14:58	D5I0403	DI51829
Trichlorofluoromethane	ND (1.0)	---	8260D	---	1	MD	09/18/25 14:58	D5I0403	DI51829
Vinyl Chloride	ND (1.0)	---	8260D	---	1	MD	09/18/25 14:58	D5I0403	DI51829
Xylene O	ND (1.0)	---	8260D	---	1	MD	09/18/25 14:58	D5I0403	DI51829
Xylene P,M	ND (2.0)	---	8260D	---	1	MD	09/18/25 14:58	D5I0403	DI51829
Xylenes (Total)	ND (2.0)	---	8260D	---	1	MD	09/18/25 14:58	D5I0403	DI51829

	%Recovery	Qualifier	Limits
Surrogate: 1,2-Dichloroethane-d4	*108 %*		*70-130*
Surrogate: 4-Bromofluorobenzene	*90 %*		*70-130*
Surrogate: Dibromofluoromethane	*99 %*		*70-130*
Surrogate: Toluene-d8	*103 %*		*70-130*

eurofins | Environment Testing
ESS Laboratory

CERTIFICATE OF ANALYSIS

Client Name: Lightship Engineering, LLC
Client Project ID: Enfield
Client Sample ID: MW-12
Date Sampled: 09/16/25 09:40
Percent Solids: N/A
Initial Volume: 1050ml
Final Volume: 0.25ml
Extraction Method: 3510C

ESS Laboratory Work Order: 25I0734
ESS Laboratory Sample ID: 25I0734-01
Sample Matrix: Ground Water
Units: ug/L
Analyst: TJ
Prepared: 9/19/25 15:25

8270D(SIM) Polynuclear Aromatic Hydrocarbons

Analyte	Results (MRL)	MDL	Method	Limit	DF	Analyzed	Sequence	Batch
2-Methylnaphthalene	ND (0.19)	---	8270D SIM PAH	---	1	09/23/25 21:25	D5I0506	DI51904
Acenaphthene	ND (0.19)	---	8270D SIM PAH	---	1	09/23/25 21:25	D5I0506	DI51904
Acenaphthylene	ND (0.19)	---	8270D SIM PAH	---	1	09/23/25 21:25	D5I0506	DI51904
Anthracene	ND (0.19)	---	8270D SIM PAH	---	1	09/23/25 21:25	D5I0506	DI51904
Benzo(a)anthracene	ND (0.05)	---	8270D SIM PAH	---	1	09/23/25 21:25	D5I0506	DI51904
Benzo(a)pyrene	ND (0.05)	---	8270D SIM PAH	---	1	09/23/25 21:25	D5I0506	DI51904
Benzo(b)fluoranthene	ND (0.05)	---	8270D SIM PAH	---	1	09/23/25 21:25	D5I0506	DI51904
Benzo(g,h,i)perylene	ND (0.19)	---	8270D SIM PAH	---	1	09/23/25 21:25	D5I0506	DI51904
Benzo(k)fluoranthene	ND (0.05)	---	8270D SIM PAH	---	1	09/23/25 21:25	D5I0506	DI51904
Chrysene	ND (0.05)	---	8270D SIM PAH	---	1	09/23/25 21:25	D5I0506	DI51904
Dibenzo(a,h)Anthracene	ND (0.05)	---	8270D SIM PAH	---	1	09/23/25 21:25	D5I0506	DI51904
Fluoranthene	ND (0.19)	---	8270D SIM PAH	---	1	09/23/25 21:25	D5I0506	DI51904
Fluorene	ND (0.19)	---	8270D SIM PAH	---	1	09/23/25 21:25	D5I0506	DI51904
Indeno(1,2,3-cd)Pyrene	ND (0.05)	---	8270D SIM PAH	---	1	09/23/25 21:25	D5I0506	DI51904
Naphthalene	**B 0.21** (0.19)	---	8270D SIM PAH	---	1	09/23/25 21:25	D5I0506	DI51904
Phenanthrene	**B 0.12** (0.05)	---	8270D SIM PAH	---	1	09/23/25 21:25	D5I0506	DI51904
Pyrene	ND (0.19)	---	8270D SIM PAH	---	1	09/23/25 21:25	D5I0506	DI51904

	%Recovery	Qualifier	Limits
Surrogate: 1,2-Dichlorobenzene-d4	*78 %*		*30-130*
Surrogate: 2-Fluorobiphenyl	*84 %*		*30-130*
Surrogate: Nitrobenzene-d5	*91 %*		*30-130*
Surrogate: p-Terphenyl-d14	*100 %*		*30-130*

eurofins | Environment Testing
ESS Laboratory

CERTIFICATE OF ANALYSIS

Client Name: Lightship Engineering, LLC
Client Project ID: Enfield
Client Sample ID: RW-4
Date Sampled: 09/16/25 10:55
Percent Solids: N/A

ESS Laboratory Work Order: 25I0734
ESS Laboratory Sample ID: 25I0734-02
Sample Matrix: Ground Water
Units: ug/L

Extraction Method: 3005A

Total Metals

Analyte	Results (MRL)	MDL	Method	Limit	DF	Analyst	Analyzed	IV / FV	Batch
Antimony	ND (2.0)	---	6020B	---	10	BJV	09/22/25 16:31	50 25	DI51943
Arsenic	ND (2.5)	---	7010	---	1	CEV	09/29/25 16:00	50 25	DI51943
Barium	**202** (10.0)	---	6010D	---	1	KJB	09/22/25 22:40	50 25	DI51943
Beryllium	ND (0.5)	---	6010D	---	1	KJB	09/22/25 22:40	50 25	DI51943
Cadmium	ND (2.5)	---	6010D	---	1	KJB	09/22/25 22:40	50 25	DI51943
Chromium	ND (10.0)	---	6010D	---	1	KJB	09/22/25 22:40	50 25	DI51943
Copper	ND (10.0)	---	6010D	---	1	KJB	09/22/25 22:40	50 25	DI51943
Lead	ND (10.0)	---	6010D	---	1	KJB	09/22/25 22:40	50 25	DI51943
Mercury	ND (0.2)	---	7470A	---	1	BJV	09/22/25 11:01	20 40	DI51944
Nickel	ND (25.0)	---	6010D	---	1	KJB	09/22/25 22:40	50 25	DI51943
Selenium	ND (25.0)	---	6020B	---	10	BJV	09/22/25 16:31	50 25	DI51943
Silver	ND (5.0)	---	6010D	---	1	KJB	09/22/25 22:40	50 25	DI51943
Thallium	ND (2.0)	---	6020B	---	10	BJV	09/22/25 16:31	50 25	DI51943
Vanadium	ND (10.0)	---	6010D	---	1	KJB	09/22/25 22:40	50 25	DI51943
Zinc	ND (25.0)	---	6010D	---	1	KJB	09/22/25 22:40	50 25	DI51943

eurofins | Environment Testing
ESS Laboratory

CERTIFICATE OF ANALYSIS

Client Name: Lightship Engineering, LLC
Client Project ID: Enfield
Client Sample ID: RW-4
Date Sampled: 09/16/25 10:55
Percent Solids: N/A
Initial Volume: 5ml
Final Volume: 5ml
Extraction Method: 5030B

ESS Laboratory Work Order: 25I0734
ESS Laboratory Sample ID: 25I0734-02
Sample Matrix: Ground Water
Units: ug/L
Analyst: MD
Prepared: 9/18/25 8:00

Volatile Organics

Analyte	Results (MRL)	MDL	Method	Limit	DF	Analyst	Analyzed	Sequence	Batch
1,1,1,2-Tetrachloroethane	ND (1.0)	---	8260D	---	1	MD	09/18/25 15:23	D5I0403	DI51829
1,1,1-Trichloroethane	ND (1.0)	---	8260D	---	1	MD	09/18/25 15:23	D5I0403	DI51829
1,1,2,2-Tetrachloroethane	ND (0.5)	---	8260D	---	1	MD	09/18/25 15:23	D5I0403	DI51829
1,1,2-Trichloro-1,2,2-trifluoroethane	ND (1.0)	---	8260D	---	1	MD	09/18/25 15:23	D5I0403	DI51829
1,1,2-Trichloroethane	ND (1.0)	---	8260D	---	1	MD	09/18/25 15:23	D5I0403	DI51829
1,1-Dichloroethane	ND (1.0)	---	8260D	---	1	MD	09/18/25 15:23	D5I0403	DI51829
1,1-Dichloroethene	ND (1.0)	---	8260D	---	1	MD	09/18/25 15:23	D5I0403	DI51829
1,1-Dichloropropene	ND (2.0)	---	8260D	---	1	MD	09/18/25 15:23	D5I0403	DI51829
1,2,3-Trichlorobenzene	ND (1.0)	---	8260D	---	1	MD	09/18/25 15:23	D5I0403	DI51829
1,2,3-Trichloropropane	ND (1.0)	---	8260D	---	1	MD	09/18/25 15:23	D5I0403	DI51829
1,2,4-Trichlorobenzene	ND (1.0)	---	8260D	---	1	MD	09/18/25 15:23	D5I0403	DI51829
1,2,4-Trimethylbenzene	ND (1.0)	---	8260D	---	1	MD	09/18/25 15:23	D5I0403	DI51829
1,2-Dibromo-3-Chloropropane	ND (5.0)	---	8260D	---	1	MD	09/18/25 15:23	D5I0403	DI51829
1,2-Dibromoethane	ND (1.0)	---	8260D	---	1	MD	09/18/25 15:23	D5I0403	DI51829
1,2-Dichlorobenzene	ND (1.0)	---	8260D	---	1	MD	09/18/25 15:23	D5I0403	DI51829
1,2-Dichloroethane	ND (1.0)	---	8260D	---	1	MD	09/18/25 15:23	D5I0403	DI51829
1,2-Dichloropropane	ND (1.0)	---	8260D	---	1	MD	09/18/25 15:23	D5I0403	DI51829
1,3,5-Trimethylbenzene	ND (1.0)	---	8260D	---	1	MD	09/18/25 15:23	D5I0403	DI51829
1,3-Dichlorobenzene	ND (1.0)	---	8260D	---	1	MD	09/18/25 15:23	D5I0403	DI51829
1,3-Dichloropropane	ND (1.0)	---	8260D	---	1	MD	09/18/25 15:23	D5I0403	DI51829
1,4-Dichlorobenzene	ND (1.0)	---	8260D	---	1	MD	09/18/25 15:23	D5I0403	DI51829
2,2-Dichloropropane	ND (1.0)	---	8260D	---	1	MD	09/18/25 15:23	D5I0403	DI51829
2-Butanone	ND (10.0)	---	8260D	---	1	MD	09/18/25 15:23	D5I0403	DI51829
2-Chlorotoluene	ND (1.0)	---	8260D	---	1	MD	09/18/25 15:23	D5I0403	DI51829
2-Hexanone	ND (10.0)	---	8260D	---	1	MD	09/18/25 15:23	D5I0403	DI51829
4-Chlorotoluene	ND (1.0)	---	8260D	---	1	MD	09/18/25 15:23	D5I0403	DI51829
4-Isopropyltoluene	ND (1.0)	---	8260D	---	1	MD	09/18/25 15:23	D5I0403	DI51829
4-Methyl-2-Pentanone	ND (10.0)	---	8260D	---	1	MD	09/18/25 15:23	D5I0403	DI51829
Acetone	ND (10.0)	---	8260D	---	1	MD	09/18/25 15:23	D5I0403	DI51829

eurofins | Environment Testing
ESS Laboratory

CERTIFICATE OF ANALYSIS

Client Name: Lightship Engineering, LLC
Client Project ID: Enfield
Client Sample ID: RW-4
Date Sampled: 09/16/25 10:55
Percent Solids: N/A
Initial Volume: 5ml
Final Volume: 5ml
Extraction Method: 5030B

ESS Laboratory Work Order: 25I0734
ESS Laboratory Sample ID: 25I0734-02
Sample Matrix: Ground Water
Units: ug/L
Analyst: MD
Prepared: 9/18/25 8:00

Volatile Organics

Analyte	Results (MRL)	MDL	Method	Limit	DF	Analyst	Analyzed	Sequence	Batch
Acrylonitrile	ND (5.0)	---	8260D	---	1	MD	09/18/25 15:23	D5I0403	DI51829
Benzene	ND (1.0)	---	8260D	---	1	MD	09/18/25 15:23	D5I0403	DI51829
Bromobenzene	ND (2.0)	---	8260D	---	1	MD	09/18/25 15:23	D5I0403	DI51829
Bromochloromethane	ND (1.0)	---	8260D	---	1	MD	09/18/25 15:23	D5I0403	DI51829
Bromodichloromethane	ND (0.6)	---	8260D	---	1	MD	09/18/25 15:23	D5I0403	DI51829
Bromoform	ND (1.0)	---	8260D	---	1	MD	09/18/25 15:23	D5I0403	DI51829
Bromomethane	ND (2.0)	---	8260D	---	1	MD	09/18/25 15:23	D5I0403	DI51829
Carbon Disulfide	ND (1.0)	---	8260D	---	1	MD	09/18/25 15:23	D5I0403	DI51829
Carbon Tetrachloride	ND (1.0)	---	8260D	---	1	MD	09/18/25 15:23	D5I0403	DI51829
Chlorobenzene	ND (1.0)	---	8260D	---	1	MD	09/18/25 15:23	D5I0403	DI51829
Chloroethane	ND (2.0)	---	8260D	---	1	MD	09/18/25 15:23	D5I0403	DI51829
Chloroform	ND (1.0)	---	8260D	---	1	MD	09/18/25 15:23	D5I0403	DI51829
Chloromethane	ND (2.0)	---	8260D	---	1	MD	09/18/25 15:23	D5I0403	DI51829
cis-1,2-Dichloroethene	ND (1.0)	---	8260D	---	1	MD	09/18/25 15:23	D5I0403	DI51829
cis-1,3-Dichloropropene	ND (0.4)	---	8260D	---	1	MD	09/18/25 15:23	D5I0403	DI51829
Dibromochloromethane	ND (1.0)	---	8260D	---	1	MD	09/18/25 15:23	D5I0403	DI51829
Dibromomethane	ND (1.0)	---	8260D	---	1	MD	09/18/25 15:23	D5I0403	DI51829
Dichlorodifluoromethane	ND (2.0)	---	8260D	---	1	MD	09/18/25 15:23	D5I0403	DI51829
Diethyl Ether	ND (1.0)	---	8260D	---	1	MD	09/18/25 15:23	D5I0403	DI51829
Di-isopropyl ether	ND (1.0)	---	8260D	---	1	MD	09/18/25 15:23	D5I0403	DI51829
Ethyl tertiary-butyl ether	ND (1.0)	---	8260D	---	1	MD	09/18/25 15:23	D5I0403	DI51829
Ethylbenzene	ND (1.0)	---	8260D	---	1	MD	09/18/25 15:23	D5I0403	DI51829
Hexachlorobutadiene	ND (0.6)	---	8260D	---	1	MD	09/18/25 15:23	D5I0403	DI51829
Hexachloroethane	ND (1.0)	---	8260D	---	1	MD	09/18/25 15:23	D5I0403	DI51829
Isopropylbenzene	ND (1.0)	---	8260D	---	1	MD	09/18/25 15:23	D5I0403	DI51829
Methyl tert-Butyl Ether	ND (1.0)	---	8260D	---	1	MD	09/18/25 15:23	D5I0403	DI51829
Methylene Chloride	ND (2.0)	---	8260D	---	1	MD	09/18/25 15:23	D5I0403	DI51829
Naphthalene	ND (1.0)	---	8260D	---	1	MD	09/18/25 15:23	D5I0403	DI51829
n-Butylbenzene	ND (1.0)	---	8260D	---	1	MD	09/18/25 15:23	D5I0403	DI51829

eurofins | Environment Testing
ESS Laboratory

CERTIFICATE OF ANALYSIS

Client Name: Lightship Engineering, LLC
Client Project ID: Enfield
Client Sample ID: RW-4
Date Sampled: 09/16/25 10:55
Percent Solids: N/A
Initial Volume: 5ml
Final Volume: 5ml
Extraction Method: 5030B

ESS Laboratory Work Order: 25I0734
ESS Laboratory Sample ID: 25I0734-02
Sample Matrix: Ground Water
Units: ug/L
Analyst: MD
Prepared: 9/18/25 8:00

Volatile Organics

Analyte	Results (MRL)	MDL	Method	Limit	DF	Analyst	Analyzed	Sequence	Batch
n-Propylbenzene	ND (1.0)	---	8260D	---	1	MD	09/18/25 15:23	D5I0403	DI51829
sec-Butylbenzene	ND (1.0)	---	8260D	---	1	MD	09/18/25 15:23	D5I0403	DI51829
Styrene	ND (1.0)	---	8260D	---	1	MD	09/18/25 15:23	D5I0403	DI51829
tert-Butylbenzene	ND (1.0)	---	8260D	---	1	MD	09/18/25 15:23	D5I0403	DI51829
Tertiary-amyl methyl ether	ND (1.0)	---	8260D	---	1	MD	09/18/25 15:23	D5I0403	DI51829
Tetrachloroethene	ND (1.0)	---	8260D	---	1	MD	09/18/25 15:23	D5I0403	DI51829
Tetrahydrofuran	ND (5.0)	---	8260D	---	1	MD	09/18/25 15:23	D5I0403	DI51829
Toluene	ND (1.0)	---	8260D	---	1	MD	09/18/25 15:23	D5I0403	DI51829
trans-1,2-Dichloroethene	ND (1.0)	---	8260D	---	1	MD	09/18/25 15:23	D5I0403	DI51829
trans-1,3-Dichloropropene	ND (0.4)	---	8260D	---	1	MD	09/18/25 15:23	D5I0403	DI51829
Trans-1,4-Dichloro-2-Butene	ND (5.0)	---	8260D	---	1	MD	09/18/25 15:23	D5I0403	DI51829
Trichloroethene	ND (1.0)	---	8260D	---	1	MD	09/18/25 15:23	D5I0403	DI51829
Trichlorofluoromethane	ND (1.0)	---	8260D	---	1	MD	09/18/25 15:23	D5I0403	DI51829
Vinyl Chloride	ND (1.0)	---	8260D	---	1	MD	09/18/25 15:23	D5I0403	DI51829
Xylene O	ND (1.0)	---	8260D	---	1	MD	09/18/25 15:23	D5I0403	DI51829
Xylene P,M	ND (2.0)	---	8260D	---	1	MD	09/18/25 15:23	D5I0403	DI51829
Xylenes (Total)	ND (2.0)	---	8260D	---	1	MD	09/18/25 15:23	D5I0403	DI51829

	%Recovery	Qualifier	Limits
Surrogate: 1,2-Dichloroethane-d4	*110 %*		*70-130*
Surrogate: 4-Bromofluorobenzene	*90 %*		*70-130*
Surrogate: Dibromofluoromethane	*98 %*		*70-130*
Surrogate: Toluene-d8	*104 %*		*70-130*

eurofins | Environment Testing
ESS Laboratory

CERTIFICATE OF ANALYSIS

Client Name: Lightship Engineering, LLC
Client Project ID: Enfield
Client Sample ID: RW-4
Date Sampled: 09/16/25 10:55
Percent Solids: N/A
Initial Volume: 1050ml
Final Volume: 0.25ml
Extraction Method: 3510C

ESS Laboratory Work Order: 25I0734
ESS Laboratory Sample ID: 25I0734-02
Sample Matrix: Ground Water
Units: ug/L
Analyst: TJ
Prepared: 9/19/25 15:25

8270D(SIM) Polynuclear Aromatic Hydrocarbons

Analyte	Results (MRL)	MDL	Method	Limit	DF	Analyzed	Sequence	Batch
2-Methylnaphthalene	ND (0.19)	---	8270D SIM PAH	---	1	09/23/25 21:53	D5I0506	DI51904
Acenaphthene	ND (0.19)	---	8270D SIM PAH	---	1	09/23/25 21:53	D5I0506	DI51904
Acenaphthylene	ND (0.19)	---	8270D SIM PAH	---	1	09/23/25 21:53	D5I0506	DI51904
Anthracene	ND (0.19)	---	8270D SIM PAH	---	1	09/23/25 21:53	D5I0506	DI51904
Benzo(a)anthracene	ND (0.05)	---	8270D SIM PAH	---	1	09/23/25 21:53	D5I0506	DI51904
Benzo(a)pyrene	ND (0.05)	---	8270D SIM PAH	---	1	09/23/25 21:53	D5I0506	DI51904
Benzo(b)fluoranthene	ND (0.05)	---	8270D SIM PAH	---	1	09/23/25 21:53	D5I0506	DI51904
Benzo(g,h,i)perylene	ND (0.19)	---	8270D SIM PAH	---	1	09/23/25 21:53	D5I0506	DI51904
Benzo(k)fluoranthene	ND (0.05)	---	8270D SIM PAH	---	1	09/23/25 21:53	D5I0506	DI51904
Chrysene	ND (0.05)	---	8270D SIM PAH	---	1	09/23/25 21:53	D5I0506	DI51904
Dibenzo(a,h)Anthracene	ND (0.05)	---	8270D SIM PAH	---	1	09/23/25 21:53	D5I0506	DI51904
Fluoranthene	ND (0.19)	---	8270D SIM PAH	---	1	09/23/25 21:53	D5I0506	DI51904
Fluorene	ND (0.19)	---	8270D SIM PAH	---	1	09/23/25 21:53	D5I0506	DI51904
Indeno(1,2,3-cd)Pyrene	ND (0.05)	---	8270D SIM PAH	---	1	09/23/25 21:53	D5I0506	DI51904
Naphthalene	ND (0.19)	---	8270D SIM PAH	---	1	09/23/25 21:53	D5I0506	DI51904
Phenanthrene	**0.12** (0.05)	---	8270D SIM PAH	---	1	09/23/25 21:53	D5I0506	DI51904
Pyrene	ND (0.19)	---	8270D SIM PAH	---	1	09/23/25 21:53	D5I0506	DI51904

	%Recovery	Qualifier	Limits
Surrogate: 1,2-Dichlorobenzene-d4	*82 %*		*30-130*
Surrogate: 2-Fluorobiphenyl	*89 %*		*30-130*
Surrogate: Nitrobenzene-d5	*96 %*		*30-130*
Surrogate: p-Terphenyl-d14	*103 %*		*30-130*

eurofins | Environment Testing
ESS Laboratory

CERTIFICATE OF ANALYSIS

Client Name: Lightship Engineering, LLC
Client Project ID: Enfield
Client Sample ID: RW-5
Date Sampled: 09/16/25 11:25
Percent Solids: N/A

ESS Laboratory Work Order: 25I0734
ESS Laboratory Sample ID: 25I0734-03
Sample Matrix: Ground Water
Units: ug/L

Extraction Method: 3005A

Total Metals

Analyte	Results (MRL)	MDL	Method	Limit	DF	Analyst	Analyzed	IV / FV	Batch
Antimony	ND (2.0)	---	6020B	---	10	BJV	09/22/25 17:00	50 25	DI51943
Arsenic	ND (2.5)	---	7010	---	1	CEV	09/29/25 16:54	50 25	DI51943
Barium	**285** (10.0)	---	6010D	---	1	KJB	09/22/25 22:53	50 25	DI51943
Beryllium	ND (0.5)	---	6010D	---	1	KJB	09/22/25 22:53	50 25	DI51943
Cadmium	ND (2.5)	---	6010D	---	1	KJB	09/22/25 22:53	50 25	DI51943
Chromium	ND (10.0)	---	6010D	---	1	KJB	09/22/25 22:53	50 25	DI51943
Copper	ND (10.0)	---	6010D	---	1	KJB	09/22/25 22:53	50 25	DI51943
Lead	ND (10.0)	---	6010D	---	1	KJB	09/22/25 22:53	50 25	DI51943
Mercury	ND (0.2)	---	7470A	---	1	BJV	09/22/25 11:17	20 40	DI51944
Nickel	ND (25.0)	---	6010D	---	1	KJB	09/22/25 22:53	50 25	DI51943
Selenium	ND (25.0)	---	6020B	---	10	BJV	09/22/25 17:00	50 25	DI51943
Silver	ND (5.0)	---	6010D	---	1	KJB	09/22/25 22:53	50 25	DI51943
Thallium	ND (2.0)	---	6020B	---	10	BJV	09/22/25 17:00	50 25	DI51943
Vanadium	ND (10.0)	---	6010D	---	1	KJB	09/22/25 22:53	50 25	DI51943
Zinc	ND (25.0)	---	6010D	---	1	KJB	09/22/25 22:53	50 25	DI51943

eurofins | Environment Testing
ESS Laboratory

CERTIFICATE OF ANALYSIS

Client Name: Lightship Engineering, LLC
Client Project ID: Enfield
Client Sample ID: RW-5
Date Sampled: 09/16/25 11:25
Percent Solids: N/A
Initial Volume: 5ml
Final Volume: 5ml
Extraction Method: 5030B

ESS Laboratory Work Order: 25I0734
ESS Laboratory Sample ID: 25I0734-03
Sample Matrix: Ground Water
Units: ug/L
Analyst: MD
Prepared: 9/18/25 8:00

Volatile Organics

Analyte	Results (MRL)	MDL	Method	Limit	DF	Analyst	Analyzed	Sequence	Batch
1,1,1,2-Tetrachloroethane	ND (1.0)	---	8260D	---	1	MD	09/18/25 15:49	D5I0403	DI51829
1,1,1-Trichloroethane	ND (1.0)	---	8260D	---	1	MD	09/18/25 15:49	D5I0403	DI51829
1,1,2,2-Tetrachloroethane	ND (0.5)	---	8260D	---	1	MD	09/18/25 15:49	D5I0403	DI51829
1,1,2-Trichloro-1,2,2-trifluoroethane	ND (1.0)	---	8260D	---	1	MD	09/18/25 15:49	D5I0403	DI51829
1,1,2-Trichloroethane	ND (1.0)	---	8260D	---	1	MD	09/18/25 15:49	D5I0403	DI51829
1,1-Dichloroethane	ND (1.0)	---	8260D	---	1	MD	09/18/25 15:49	D5I0403	DI51829
1,1-Dichloroethene	ND (1.0)	---	8260D	---	1	MD	09/18/25 15:49	D5I0403	DI51829
1,1-Dichloropropene	ND (2.0)	---	8260D	---	1	MD	09/18/25 15:49	D5I0403	DI51829
1,2,3-Trichlorobenzene	ND (1.0)	---	8260D	---	1	MD	09/18/25 15:49	D5I0403	DI51829
1,2,3-Trichloropropane	ND (1.0)	---	8260D	---	1	MD	09/18/25 15:49	D5I0403	DI51829
1,2,4-Trichlorobenzene	ND (1.0)	---	8260D	---	1	MD	09/18/25 15:49	D5I0403	DI51829
1,2,4-Trimethylbenzene	ND (1.0)	---	8260D	---	1	MD	09/18/25 15:49	D5I0403	DI51829
1,2-Dibromo-3-Chloropropane	ND (5.0)	---	8260D	---	1	MD	09/18/25 15:49	D5I0403	DI51829
1,2-Dibromoethane	ND (1.0)	---	8260D	---	1	MD	09/18/25 15:49	D5I0403	DI51829
1,2-Dichlorobenzene	ND (1.0)	---	8260D	---	1	MD	09/18/25 15:49	D5I0403	DI51829
1,2-Dichloroethane	ND (1.0)	---	8260D	---	1	MD	09/18/25 15:49	D5I0403	DI51829
1,2-Dichloropropane	ND (1.0)	---	8260D	---	1	MD	09/18/25 15:49	D5I0403	DI51829
1,3,5-Trimethylbenzene	ND (1.0)	---	8260D	---	1	MD	09/18/25 15:49	D5I0403	DI51829
1,3-Dichlorobenzene	ND (1.0)	---	8260D	---	1	MD	09/18/25 15:49	D5I0403	DI51829
1,3-Dichloropropane	ND (1.0)	---	8260D	---	1	MD	09/18/25 15:49	D5I0403	DI51829
1,4-Dichlorobenzene	ND (1.0)	---	8260D	---	1	MD	09/18/25 15:49	D5I0403	DI51829
2,2-Dichloropropane	ND (1.0)	---	8260D	---	1	MD	09/18/25 15:49	D5I0403	DI51829
2-Butanone	ND (10.0)	---	8260D	---	1	MD	09/18/25 15:49	D5I0403	DI51829
2-Chlorotoluene	ND (1.0)	---	8260D	---	1	MD	09/18/25 15:49	D5I0403	DI51829
2-Hexanone	ND (10.0)	---	8260D	---	1	MD	09/18/25 15:49	D5I0403	DI51829
4-Chlorotoluene	ND (1.0)	---	8260D	---	1	MD	09/18/25 15:49	D5I0403	DI51829
4-Isopropyltoluene	ND (1.0)	---	8260D	---	1	MD	09/18/25 15:49	D5I0403	DI51829
4-Methyl-2-Pentanone	ND (10.0)	---	8260D	---	1	MD	09/18/25 15:49	D5I0403	DI51829
Acetone	ND (10.0)	---	8260D	---	1	MD	09/18/25 15:49	D5I0403	DI51829

eurofins | Environment Testing
ESS Laboratory

CERTIFICATE OF ANALYSIS

Client Name: Lightship Engineering, LLC
Client Project ID: Enfield
Client Sample ID: RW-5
Date Sampled: 09/16/25 11:25
Percent Solids: N/A
Initial Volume: 5ml
Final Volume: 5ml
Extraction Method: 5030B

ESS Laboratory Work Order: 25I0734
ESS Laboratory Sample ID: 25I0734-03
Sample Matrix: Ground Water
Units: ug/L
Analyst: MD
Prepared: 9/18/25 8:00

Volatile Organics

Analyte	Results (MRL)	MDL	Method	Limit	DF	Analyst	Analyzed	Sequence	Batch
Acrylonitrile	ND (5.0)	---	8260D	---	1	MD	09/18/25 15:49	D5I0403	DI51829
Benzene	ND (1.0)	---	8260D	---	1	MD	09/18/25 15:49	D5I0403	DI51829
Bromobenzene	ND (2.0)	---	8260D	---	1	MD	09/18/25 15:49	D5I0403	DI51829
Bromochloromethane	ND (1.0)	---	8260D	---	1	MD	09/18/25 15:49	D5I0403	DI51829
Bromodichloromethane	ND (0.6)	---	8260D	---	1	MD	09/18/25 15:49	D5I0403	DI51829
Bromoform	ND (1.0)	---	8260D	---	1	MD	09/18/25 15:49	D5I0403	DI51829
Bromomethane	ND (2.0)	---	8260D	---	1	MD	09/18/25 15:49	D5I0403	DI51829
Carbon Disulfide	ND (1.0)	---	8260D	---	1	MD	09/18/25 15:49	D5I0403	DI51829
Carbon Tetrachloride	ND (1.0)	---	8260D	---	1	MD	09/18/25 15:49	D5I0403	DI51829
Chlorobenzene	ND (1.0)	---	8260D	---	1	MD	09/18/25 15:49	D5I0403	DI51829
Chloroethane	ND (2.0)	---	8260D	---	1	MD	09/18/25 15:49	D5I0403	DI51829
Chloroform	ND (1.0)	---	8260D	---	1	MD	09/18/25 15:49	D5I0403	DI51829
Chloromethane	ND (2.0)	---	8260D	---	1	MD	09/18/25 15:49	D5I0403	DI51829
cis-1,2-Dichloroethene	ND (1.0)	---	8260D	---	1	MD	09/18/25 15:49	D5I0403	DI51829
cis-1,3-Dichloropropene	ND (0.4)	---	8260D	---	1	MD	09/18/25 15:49	D5I0403	DI51829
Dibromochloromethane	ND (1.0)	---	8260D	---	1	MD	09/18/25 15:49	D5I0403	DI51829
Dibromomethane	ND (1.0)	---	8260D	---	1	MD	09/18/25 15:49	D5I0403	DI51829
Dichlorodifluoromethane	ND (2.0)	---	8260D	---	1	MD	09/18/25 15:49	D5I0403	DI51829
Diethyl Ether	ND (1.0)	---	8260D	---	1	MD	09/18/25 15:49	D5I0403	DI51829
Di-isopropyl ether	ND (1.0)	---	8260D	---	1	MD	09/18/25 15:49	D5I0403	DI51829
Ethyl tertiary-butyl ether	ND (1.0)	---	8260D	---	1	MD	09/18/25 15:49	D5I0403	DI51829
Ethylbenzene	ND (1.0)	---	8260D	---	1	MD	09/18/25 15:49	D5I0403	DI51829
Hexachlorobutadiene	ND (0.6)	---	8260D	---	1	MD	09/18/25 15:49	D5I0403	DI51829
Hexachloroethane	ND (1.0)	---	8260D	---	1	MD	09/18/25 15:49	D5I0403	DI51829
Isopropylbenzene	ND (1.0)	---	8260D	---	1	MD	09/18/25 15:49	D5I0403	DI51829
Methyl tert-Butyl Ether	ND (1.0)	---	8260D	---	1	MD	09/18/25 15:49	D5I0403	DI51829
Methylene Chloride	ND (2.0)	---	8260D	---	1	MD	09/18/25 15:49	D5I0403	DI51829
Naphthalene	ND (1.0)	---	8260D	---	1	MD	09/18/25 15:49	D5I0403	DI51829
n-Butylbenzene	ND (1.0)	---	8260D	---	1	MD	09/18/25 15:49	D5I0403	DI51829

eurofins | Environment Testing
ESS Laboratory

CERTIFICATE OF ANALYSIS

Client Name: Lightship Engineering, LLC
Client Project ID: Enfield
Client Sample ID: RW-5
Date Sampled: 09/16/25 11:25
Percent Solids: N/A
Initial Volume: 5ml
Final Volume: 5ml
Extraction Method: 5030B

ESS Laboratory Work Order: 25I0734
ESS Laboratory Sample ID: 25I0734-03
Sample Matrix: Ground Water
Units: ug/L
Analyst: MD
Prepared: 9/18/25 8:00

Volatile Organics

Analyte	Results (MRL)	MDL	Method	Limit	DF	Analyst	Analyzed	Sequence	Batch
n-Propylbenzene	ND (1.0)	---	8260D	---	1	MD	09/18/25 15:49	D5I0403	DI51829
sec-Butylbenzene	ND (1.0)	---	8260D	---	1	MD	09/18/25 15:49	D5I0403	DI51829
Styrene	ND (1.0)	---	8260D	---	1	MD	09/18/25 15:49	D5I0403	DI51829
tert-Butylbenzene	ND (1.0)	---	8260D	---	1	MD	09/18/25 15:49	D5I0403	DI51829
Tertiary-amyl methyl ether	ND (1.0)	---	8260D	---	1	MD	09/18/25 15:49	D5I0403	DI51829
Tetrachloroethene	**1.1** (1.0)	---	8260D	---	1	MD	09/18/25 15:49	D5I0403	DI51829
Tetrahydrofuran	ND (5.0)	---	8260D	---	1	MD	09/18/25 15:49	D5I0403	DI51829
Toluene	ND (1.0)	---	8260D	---	1	MD	09/18/25 15:49	D5I0403	DI51829
trans-1,2-Dichloroethene	ND (1.0)	---	8260D	---	1	MD	09/18/25 15:49	D5I0403	DI51829
trans-1,3-Dichloropropene	ND (0.4)	---	8260D	---	1	MD	09/18/25 15:49	D5I0403	DI51829
Trans-1,4-Dichloro-2-Butene	ND (5.0)	---	8260D	---	1	MD	09/18/25 15:49	D5I0403	DI51829
Trichloroethene	ND (1.0)	---	8260D	---	1	MD	09/18/25 15:49	D5I0403	DI51829
Trichlorofluoromethane	ND (1.0)	---	8260D	---	1	MD	09/18/25 15:49	D5I0403	DI51829
Vinyl Chloride	ND (1.0)	---	8260D	---	1	MD	09/18/25 15:49	D5I0403	DI51829
Xylene O	ND (1.0)	---	8260D	---	1	MD	09/18/25 15:49	D5I0403	DI51829
Xylene P,M	ND (2.0)	---	8260D	---	1	MD	09/18/25 15:49	D5I0403	DI51829
Xylenes (Total)	ND (2.0)	---	8260D	---	1	MD	09/18/25 15:49	D5I0403	DI51829

	%Recovery	Qualifier	Limits
Surrogate: 1,2-Dichloroethane-d4	*109 %*		*70-130*
Surrogate: 4-Bromofluorobenzene	*89 %*		*70-130*
Surrogate: Dibromofluoromethane	*100 %*		*70-130*
Surrogate: Toluene-d8	*104 %*		*70-130*

eurofins | Environment Testing
ESS Laboratory

CERTIFICATE OF ANALYSIS

Client Name: Lightship Engineering, LLC
Client Project ID: Enfield
Client Sample ID: RW-5
Date Sampled: 09/16/25 11:25
Percent Solids: N/A
Initial Volume: 1060ml
Final Volume: 0.25ml
Extraction Method: 3510C

ESS Laboratory Work Order: 25I0734
ESS Laboratory Sample ID: 25I0734-03
Sample Matrix: Ground Water
Units: ug/L
Analyst: TJ
Prepared: 9/19/25 15:25

8270D(SIM) Polynuclear Aromatic Hydrocarbons

Analyte	Results (MRL)	MDL	Method	Limit	DF	Analyzed	Sequence	Batch
2-Methylnaphthalene	ND (0.19)	---	8270D SIM PAH	---	1	09/23/25 22:21	D5I0506	DI51904
Acenaphthene	ND (0.19)	---	8270D SIM PAH	---	1	09/23/25 22:21	D5I0506	DI51904
Acenaphthylene	ND (0.19)	---	8270D SIM PAH	---	1	09/23/25 22:21	D5I0506	DI51904
Anthracene	ND (0.19)	---	8270D SIM PAH	---	1	09/23/25 22:21	D5I0506	DI51904
Benzo(a)anthracene	ND (0.05)	---	8270D SIM PAH	---	1	09/23/25 22:21	D5I0506	DI51904
Benzo(a)pyrene	ND (0.05)	---	8270D SIM PAH	---	1	09/23/25 22:21	D5I0506	DI51904
Benzo(b)fluoranthene	ND (0.05)	---	8270D SIM PAH	---	1	09/23/25 22:21	D5I0506	DI51904
Benzo(g,h,i)perylene	ND (0.19)	---	8270D SIM PAH	---	1	09/23/25 22:21	D5I0506	DI51904
Benzo(k)fluoranthene	ND (0.05)	---	8270D SIM PAH	---	1	09/23/25 22:21	D5I0506	DI51904
Chrysene	ND (0.05)	---	8270D SIM PAH	---	1	09/23/25 22:21	D5I0506	DI51904
Dibenzo(a,h)Anthracene	ND (0.05)	---	8270D SIM PAH	---	1	09/23/25 22:21	D5I0506	DI51904
Fluoranthene	ND (0.19)	---	8270D SIM PAH	---	1	09/23/25 22:21	D5I0506	DI51904
Fluorene	ND (0.19)	---	8270D SIM PAH	---	1	09/23/25 22:21	D5I0506	DI51904
Indeno(1,2,3-cd)Pyrene	ND (0.05)	---	8270D SIM PAH	---	1	09/23/25 22:21	D5I0506	DI51904
Naphthalene	ND (0.19)	---	8270D SIM PAH	---	1	09/23/25 22:21	D5I0506	DI51904
Phenanthrene	**B 0.10** (0.05)	---	8270D SIM PAH	---	1	09/23/25 22:21	D5I0506	DI51904
Pyrene	ND (0.19)	---	8270D SIM PAH	---	1	09/23/25 22:21	D5I0506	DI51904

	%Recovery	Qualifier	Limits
Surrogate: 1,2-Dichlorobenzene-d4	*72 %*		*30-130*
Surrogate: 2-Fluorobiphenyl	*80 %*		*30-130*
Surrogate: Nitrobenzene-d5	*91 %*		*30-130*
Surrogate: p-Terphenyl-d14	*95 %*		*30-130*

eurofins | Environment Testing
ESS Laboratory

CERTIFICATE OF ANALYSIS

Client Name: Lightship Engineering, LLC
Client Project ID: Enfield
Client Sample ID: RW-3
Date Sampled: 09/16/25 13:15
Percent Solids: N/A

ESS Laboratory Work Order: 25I0734
ESS Laboratory Sample ID: 25I0734-04
Sample Matrix: Ground Water
Units: ug/L

Extraction Method: 3005A

Total Metals

Analyte	Results (MRL)	MDL	Method	Limit	DF	Analyst	Analyzed	IV / FV	Batch
Antimony	ND (2.0)	---	6020B	---	10	BJV	09/22/25 17:06	50 25	DI51943
Arsenic	ND (2.5)	---	7010	---	1	CEV	09/29/25 17:00	50 25	DI51943
Barium	**502** (10.0)	---	6010D	---	1	KJB	09/22/25 22:56	50 25	DI51943
Beryllium	ND (0.5)	---	6010D	---	1	KJB	09/22/25 22:56	50 25	DI51943
Cadmium	ND (2.5)	---	6010D	---	1	KJB	09/22/25 22:56	50 25	DI51943
Chromium	ND (10.0)	---	6010D	---	1	KJB	09/22/25 22:56	50 25	DI51943
Copper	ND (10.0)	---	6010D	---	1	KJB	09/22/25 22:56	50 25	DI51943
Lead	ND (10.0)	---	6010D	---	1	KJB	09/22/25 22:56	50 25	DI51943
Mercury	ND (0.2)	---	7470A	---	1	BJV	09/22/25 11:19	20 40	DI51944
Nickel	ND (25.0)	---	6010D	---	1	KJB	09/22/25 22:56	50 25	DI51943
Selenium	ND (25.0)	---	6020B	---	10	BJV	09/22/25 17:06	50 25	DI51943
Silver	ND (5.0)	---	6010D	---	1	KJB	09/22/25 22:56	50 25	DI51943
Thallium	ND (2.0)	---	6020B	---	10	BJV	09/22/25 17:06	50 25	DI51943
Vanadium	ND (10.0)	---	6010D	---	1	KJB	09/22/25 22:56	50 25	DI51943
Zinc	ND (25.0)	---	6010D	---	1	KJB	09/22/25 22:56	50 25	DI51943

eurofins | Environment Testing
ESS Laboratory

CERTIFICATE OF ANALYSIS

Client Name: Lightship Engineering, LLC
Client Project ID: Enfield
Client Sample ID: RW-3
Date Sampled: 09/16/25 13:15
Percent Solids: N/A
Initial Volume: 5ml
Final Volume: 5ml
Extraction Method: 5030B

ESS Laboratory Work Order: 25I0734
ESS Laboratory Sample ID: 25I0734-04
Sample Matrix: Ground Water
Units: ug/L
Analyst: MD
Prepared: 9/18/25 8:00

Volatile Organics

Analyte	Results (MRL)	MDL	Method	Limit	DF	Analyst	Analyzed	Sequence	Batch
1,1,1,2-Tetrachloroethane	ND (1.0)	---	8260D	---	1	MD	09/18/25 16:14	D5I0403	DI51829
1,1,1-Trichloroethane	ND (1.0)	---	8260D	---	1	MD	09/18/25 16:14	D5I0403	DI51829
1,1,2,2-Tetrachloroethane	ND (0.5)	---	8260D	---	1	MD	09/18/25 16:14	D5I0403	DI51829
1,1,2-Trichloro-1,2,2-trifluoroethane	ND (1.0)	---	8260D	---	1	MD	09/18/25 16:14	D5I0403	DI51829
1,1,2-Trichloroethane	ND (1.0)	---	8260D	---	1	MD	09/18/25 16:14	D5I0403	DI51829
1,1-Dichloroethane	ND (1.0)	---	8260D	---	1	MD	09/18/25 16:14	D5I0403	DI51829
1,1-Dichloroethene	ND (1.0)	---	8260D	---	1	MD	09/18/25 16:14	D5I0403	DI51829
1,1-Dichloropropene	ND (2.0)	---	8260D	---	1	MD	09/18/25 16:14	D5I0403	DI51829
1,2,3-Trichlorobenzene	ND (1.0)	---	8260D	---	1	MD	09/18/25 16:14	D5I0403	DI51829
1,2,3-Trichloropropane	ND (1.0)	---	8260D	---	1	MD	09/18/25 16:14	D5I0403	DI51829
1,2,4-Trichlorobenzene	ND (1.0)	---	8260D	---	1	MD	09/18/25 16:14	D5I0403	DI51829
1,2,4-Trimethylbenzene	ND (1.0)	---	8260D	---	1	MD	09/18/25 16:14	D5I0403	DI51829
1,2-Dibromo-3-Chloropropane	ND (5.0)	---	8260D	---	1	MD	09/18/25 16:14	D5I0403	DI51829
1,2-Dibromoethane	ND (1.0)	---	8260D	---	1	MD	09/18/25 16:14	D5I0403	DI51829
1,2-Dichlorobenzene	ND (1.0)	---	8260D	---	1	MD	09/18/25 16:14	D5I0403	DI51829
1,2-Dichloroethane	ND (1.0)	---	8260D	---	1	MD	09/18/25 16:14	D5I0403	DI51829
1,2-Dichloropropane	ND (1.0)	---	8260D	---	1	MD	09/18/25 16:14	D5I0403	DI51829
1,3,5-Trimethylbenzene	ND (1.0)	---	8260D	---	1	MD	09/18/25 16:14	D5I0403	DI51829
1,3-Dichlorobenzene	ND (1.0)	---	8260D	---	1	MD	09/18/25 16:14	D5I0403	DI51829
1,3-Dichloropropane	ND (1.0)	---	8260D	---	1	MD	09/18/25 16:14	D5I0403	DI51829
1,4-Dichlorobenzene	ND (1.0)	---	8260D	---	1	MD	09/18/25 16:14	D5I0403	DI51829
2,2-Dichloropropane	ND (1.0)	---	8260D	---	1	MD	09/18/25 16:14	D5I0403	DI51829
2-Butanone	ND (10.0)	---	8260D	---	1	MD	09/18/25 16:14	D5I0403	DI51829
2-Chlorotoluene	ND (1.0)	---	8260D	---	1	MD	09/18/25 16:14	D5I0403	DI51829
2-Hexanone	ND (10.0)	---	8260D	---	1	MD	09/18/25 16:14	D5I0403	DI51829
4-Chlorotoluene	ND (1.0)	---	8260D	---	1	MD	09/18/25 16:14	D5I0403	DI51829
4-Isopropyltoluene	ND (1.0)	---	8260D	---	1	MD	09/18/25 16:14	D5I0403	DI51829
4-Methyl-2-Pentanone	ND (10.0)	---	8260D	---	1	MD	09/18/25 16:14	D5I0403	DI51829
Acetone	ND (10.0)	---	8260D	---	1	MD	09/18/25 16:14	D5I0403	DI51829

eurofins | Environment Testing
ESS Laboratory

CERTIFICATE OF ANALYSIS

Client Name: Lightship Engineering, LLC
Client Project ID: Enfield
Client Sample ID: RW-3
Date Sampled: 09/16/25 13:15
Percent Solids: N/A
Initial Volume: 5ml
Final Volume: 5ml
Extraction Method: 5030B

ESS Laboratory Work Order: 25I0734
ESS Laboratory Sample ID: 25I0734-04
Sample Matrix: Ground Water
Units: ug/L
Analyst: MD
Prepared: 9/18/25 8:00

Volatile Organics

Analyte	Results (MRL)	MDL	Method	Limit	DF	Analyst	Analyzed	Sequence	Batch
Acrylonitrile	ND (5.0)	---	8260D	---	1	MD	09/18/25 16:14	D5I0403	DI51829
Benzene	ND (1.0)	---	8260D	---	1	MD	09/18/25 16:14	D5I0403	DI51829
Bromobenzene	ND (2.0)	---	8260D	---	1	MD	09/18/25 16:14	D5I0403	DI51829
Bromochloromethane	ND (1.0)	---	8260D	---	1	MD	09/18/25 16:14	D5I0403	DI51829
Bromodichloromethane	ND (0.6)	---	8260D	---	1	MD	09/18/25 16:14	D5I0403	DI51829
Bromoform	ND (1.0)	---	8260D	---	1	MD	09/18/25 16:14	D5I0403	DI51829
Bromomethane	ND (2.0)	---	8260D	---	1	MD	09/18/25 16:14	D5I0403	DI51829
Carbon Disulfide	ND (1.0)	---	8260D	---	1	MD	09/18/25 16:14	D5I0403	DI51829
Carbon Tetrachloride	ND (1.0)	---	8260D	---	1	MD	09/18/25 16:14	D5I0403	DI51829
Chlorobenzene	ND (1.0)	---	8260D	---	1	MD	09/18/25 16:14	D5I0403	DI51829
Chloroethane	ND (2.0)	---	8260D	---	1	MD	09/18/25 16:14	D5I0403	DI51829
Chloroform	ND (1.0)	---	8260D	---	1	MD	09/18/25 16:14	D5I0403	DI51829
Chloromethane	ND (2.0)	---	8260D	---	1	MD	09/18/25 16:14	D5I0403	DI51829
cis-1,2-Dichloroethene	ND (1.0)	---	8260D	---	1	MD	09/18/25 16:14	D5I0403	DI51829
cis-1,3-Dichloropropene	ND (0.4)	---	8260D	---	1	MD	09/18/25 16:14	D5I0403	DI51829
Dibromochloromethane	ND (1.0)	---	8260D	---	1	MD	09/18/25 16:14	D5I0403	DI51829
Dibromomethane	ND (1.0)	---	8260D	---	1	MD	09/18/25 16:14	D5I0403	DI51829
Dichlorodifluoromethane	ND (2.0)	---	8260D	---	1	MD	09/18/25 16:14	D5I0403	DI51829
Diethyl Ether	ND (1.0)	---	8260D	---	1	MD	09/18/25 16:14	D5I0403	DI51829
Di-isopropyl ether	ND (1.0)	---	8260D	---	1	MD	09/18/25 16:14	D5I0403	DI51829
Ethyl tertiary-butyl ether	ND (1.0)	---	8260D	---	1	MD	09/18/25 16:14	D5I0403	DI51829
Ethylbenzene	ND (1.0)	---	8260D	---	1	MD	09/18/25 16:14	D5I0403	DI51829
Hexachlorobutadiene	ND (0.6)	---	8260D	---	1	MD	09/18/25 16:14	D5I0403	DI51829
Hexachloroethane	ND (1.0)	---	8260D	---	1	MD	09/18/25 16:14	D5I0403	DI51829
Isopropylbenzene	ND (1.0)	---	8260D	---	1	MD	09/18/25 16:14	D5I0403	DI51829
Methyl tert-Butyl Ether	ND (1.0)	---	8260D	---	1	MD	09/18/25 16:14	D5I0403	DI51829
Methylene Chloride	ND (2.0)	---	8260D	---	1	MD	09/18/25 16:14	D5I0403	DI51829
Naphthalene	ND (1.0)	---	8260D	---	1	MD	09/18/25 16:14	D5I0403	DI51829
n-Butylbenzene	ND (1.0)	---	8260D	---	1	MD	09/18/25 16:14	D5I0403	DI51829

eurofins | Environment Testing
ESS Laboratory

CERTIFICATE OF ANALYSIS

Client Name: Lightship Engineering, LLC
Client Project ID: Enfield
Client Sample ID: RW-3
Date Sampled: 09/16/25 13:15
Percent Solids: N/A
Initial Volume: 5ml
Final Volume: 5ml
Extraction Method: 5030B

ESS Laboratory Work Order: 25I0734
ESS Laboratory Sample ID: 25I0734-04
Sample Matrix: Ground Water
Units: ug/L
Analyst: MD
Prepared: 9/18/25 8:00

Volatile Organics

Analyte	Results (MRL)	MDL	Method	Limit	DF	Analyst	Analyzed	Sequence	Batch
n-Propylbenzene	ND (1.0)	---	8260D	---	1	MD	09/18/25 16:14	D5I0403	DI51829
sec-Butylbenzene	ND (1.0)	---	8260D	---	1	MD	09/18/25 16:14	D5I0403	DI51829
Styrene	ND (1.0)	---	8260D	---	1	MD	09/18/25 16:14	D5I0403	DI51829
tert-Butylbenzene	ND (1.0)	---	8260D	---	1	MD	09/18/25 16:14	D5I0403	DI51829
Tertiary-amyl methyl ether	ND (1.0)	---	8260D	---	1	MD	09/18/25 16:14	D5I0403	DI51829
Tetrachloroethene	ND (1.0)	---	8260D	---	1	MD	09/18/25 16:14	D5I0403	DI51829
Tetrahydrofuran	ND (5.0)	---	8260D	---	1	MD	09/18/25 16:14	D5I0403	DI51829
Toluene	ND (1.0)	---	8260D	---	1	MD	09/18/25 16:14	D5I0403	DI51829
trans-1,2-Dichloroethene	ND (1.0)	---	8260D	---	1	MD	09/18/25 16:14	D5I0403	DI51829
trans-1,3-Dichloropropene	ND (0.4)	---	8260D	---	1	MD	09/18/25 16:14	D5I0403	DI51829
Trans-1,4-Dichloro-2-Butene	ND (5.0)	---	8260D	---	1	MD	09/18/25 16:14	D5I0403	DI51829
Trichloroethene	ND (1.0)	---	8260D	---	1	MD	09/18/25 16:14	D5I0403	DI51829
Trichlorofluoromethane	ND (1.0)	---	8260D	---	1	MD	09/18/25 16:14	D5I0403	DI51829
Vinyl Chloride	ND (1.0)	---	8260D	---	1	MD	09/18/25 16:14	D5I0403	DI51829
Xylene O	ND (1.0)	---	8260D	---	1	MD	09/18/25 16:14	D5I0403	DI51829
Xylene P,M	ND (2.0)	---	8260D	---	1	MD	09/18/25 16:14	D5I0403	DI51829
Xylenes (Total)	ND (2.0)	---	8260D	---	1	MD	09/18/25 16:14	D5I0403	DI51829

	%Recovery	Qualifier	Limits
Surrogate: 1,2-Dichloroethane-d4	*113 %*		*70-130*
Surrogate: 4-Bromofluorobenzene	*89 %*		*70-130*
Surrogate: Dibromofluoromethane	*102 %*		*70-130*
Surrogate: Toluene-d8	*103 %*		*70-130*

eurofins | Environment Testing
ESS Laboratory

CERTIFICATE OF ANALYSIS

Client Name: Lightship Engineering, LLC
Client Project ID: Enfield
Client Sample ID: RW-3
Date Sampled: 09/16/25 13:15
Percent Solids: N/A
Initial Volume: 1040ml
Final Volume: 0.25ml
Extraction Method: 3510C

ESS Laboratory Work Order: 25I0734
ESS Laboratory Sample ID: 25I0734-04
Sample Matrix: Ground Water
Units: ug/L
Analyst: TJ
Prepared: 9/19/25 15:25

8270D(SIM) Polynuclear Aromatic Hydrocarbons

Analyte	Results (MRL)	MDL	Method	Limit	DF	Analyzed	Sequence	Batch
2-Methylnaphthalene	ND (0.19)	---	8270D SIM PAH	---	1	09/23/25 22:49	D5I0506	DI51904
Acenaphthene	ND (0.19)	---	8270D SIM PAH	---	1	09/23/25 22:49	D5I0506	DI51904
Acenaphthylene	ND (0.19)	---	8270D SIM PAH	---	1	09/23/25 22:49	D5I0506	DI51904
Anthracene	ND (0.19)	---	8270D SIM PAH	---	1	09/23/25 22:49	D5I0506	DI51904
Benzo(a)anthracene	ND (0.05)	---	8270D SIM PAH	---	1	09/23/25 22:49	D5I0506	DI51904
Benzo(a)pyrene	ND (0.05)	---	8270D SIM PAH	---	1	09/23/25 22:49	D5I0506	DI51904
Benzo(b)fluoranthene	ND (0.05)	---	8270D SIM PAH	---	1	09/23/25 22:49	D5I0506	DI51904
Benzo(g,h,i)perylene	ND (0.19)	---	8270D SIM PAH	---	1	09/23/25 22:49	D5I0506	DI51904
Benzo(k)fluoranthene	ND (0.05)	---	8270D SIM PAH	---	1	09/23/25 22:49	D5I0506	DI51904
Chrysene	ND (0.05)	---	8270D SIM PAH	---	1	09/23/25 22:49	D5I0506	DI51904
Dibenzo(a,h)Anthracene	ND (0.05)	---	8270D SIM PAH	---	1	09/23/25 22:49	D5I0506	DI51904
Fluoranthene	ND (0.19)	---	8270D SIM PAH	---	1	09/23/25 22:49	D5I0506	DI51904
Fluorene	ND (0.19)	---	8270D SIM PAH	---	1	09/23/25 22:49	D5I0506	DI51904
Indeno(1,2,3-cd)Pyrene	ND (0.05)	---	8270D SIM PAH	---	1	09/23/25 22:49	D5I0506	DI51904
Naphthalene	ND (0.19)	---	8270D SIM PAH	---	1	09/23/25 22:49	D5I0506	DI51904
Phenanthrene	**B 0.10** (0.05)	---	8270D SIM PAH	---	1	09/23/25 22:49	D5I0506	DI51904
Pyrene	ND (0.19)	---	8270D SIM PAH	---	1	09/23/25 22:49	D5I0506	DI51904

	%Recovery	Qualifier	Limits
Surrogate: 1,2-Dichlorobenzene-d4	*80 %*		*30-130*
Surrogate: 2-Fluorobiphenyl	*86 %*		*30-130*
Surrogate: Nitrobenzene-d5	*94 %*		*30-130*
Surrogate: p-Terphenyl-d14	*106 %*		*30-130*

eurofins | Environment Testing
ESS Laboratory

CERTIFICATE OF ANALYSIS

Client Name: Lightship Engineering, LLC
Client Project ID: Enfield
Client Sample ID: MW-9
Date Sampled: 09/16/25 13:40
Percent Solids: N/A

ESS Laboratory Work Order: 25I0734
ESS Laboratory Sample ID: 25I0734-05
Sample Matrix: Ground Water
Units: ug/L

Extraction Method: 3005A

Total Metals

Analyte	Results (MRL)	MDL	Method	Limit	DF	Analyst	Analyzed	IV / FV	Batch
Antimony	ND (2.0)	---	6020B	---	10	BJV	09/22/25 17:12	50 25	DI51943
Arsenic	ND (2.5)	---	7010	---	1	CEV	09/29/25 17:06	50 25	DI51943
Barium	**386** (10.0)	---	6010D	---	1	KJB	09/22/25 22:59	50 25	DI51943
Beryllium	ND (0.5)	---	6010D	---	1	KJB	09/22/25 22:59	50 25	DI51943
Cadmium	ND (2.5)	---	6010D	---	1	KJB	09/22/25 22:59	50 25	DI51943
Chromium	ND (10.0)	---	6010D	---	1	KJB	09/22/25 22:59	50 25	DI51943
Copper	ND (10.0)	---	6010D	---	1	KJB	09/22/25 22:59	50 25	DI51943
Lead	ND (10.0)	---	6010D	---	1	KJB	09/22/25 22:59	50 25	DI51943
Mercury	ND (0.2)	---	7470A	---	1	BJV	09/22/25 11:22	20 40	DI51944
Nickel	ND (25.0)	---	6010D	---	1	KJB	09/22/25 22:59	50 25	DI51943
Selenium	ND (25.0)	---	6020B	---	10	BJV	09/22/25 17:12	50 25	DI51943
Silver	ND (5.0)	---	6010D	---	1	KJB	09/22/25 22:59	50 25	DI51943
Thallium	ND (2.0)	---	6020B	---	10	BJV	09/22/25 17:12	50 25	DI51943
Vanadium	ND (10.0)	---	6010D	---	1	KJB	09/22/25 22:59	50 25	DI51943
Zinc	**44.6** (25.0)	---	6010D	---	1	KJB	09/22/25 22:59	50 25	DI51943

eurofins | Environment Testing
ESS Laboratory

CERTIFICATE OF ANALYSIS

Client Name: Lightship Engineering, LLC
Client Project ID: Enfield
Client Sample ID: MW-9
Date Sampled: 09/16/25 13:40
Percent Solids: N/A
Initial Volume: 5ml
Final Volume: 5ml
Extraction Method: 5030B

ESS Laboratory Work Order: 25I0734
ESS Laboratory Sample ID: 25I0734-05
Sample Matrix: Ground Water
Units: ug/L
Analyst: MD
Prepared: 9/18/25 8:00

Volatile Organics

Analyte	Results (MRL)	MDL	Method	Limit	DF	Analyst	Analyzed	Sequence	Batch
1,1,1,2-Tetrachloroethane	ND (1.0)	---	8260D	---	1	MD	09/18/25 16:39	D5I0403	DI51829
1,1,1-Trichloroethane	ND (1.0)	---	8260D	---	1	MD	09/18/25 16:39	D5I0403	DI51829
1,1,2,2-Tetrachloroethane	ND (0.5)	---	8260D	---	1	MD	09/18/25 16:39	D5I0403	DI51829
1,1,2-Trichloro-1,2,2-trifluoroethane	ND (1.0)	---	8260D	---	1	MD	09/18/25 16:39	D5I0403	DI51829
1,1,2-Trichloroethane	ND (1.0)	---	8260D	---	1	MD	09/18/25 16:39	D5I0403	DI51829
1,1-Dichloroethane	ND (1.0)	---	8260D	---	1	MD	09/18/25 16:39	D5I0403	DI51829
1,1-Dichloroethene	ND (1.0)	---	8260D	---	1	MD	09/18/25 16:39	D5I0403	DI51829
1,1-Dichloropropene	ND (2.0)	---	8260D	---	1	MD	09/18/25 16:39	D5I0403	DI51829
1,2,3-Trichlorobenzene	ND (1.0)	---	8260D	---	1	MD	09/18/25 16:39	D5I0403	DI51829
1,2,3-Trichloropropane	ND (1.0)	---	8260D	---	1	MD	09/18/25 16:39	D5I0403	DI51829
1,2,4-Trichlorobenzene	ND (1.0)	---	8260D	---	1	MD	09/18/25 16:39	D5I0403	DI51829
1,2,4-Trimethylbenzene	ND (1.0)	---	8260D	---	1	MD	09/18/25 16:39	D5I0403	DI51829
1,2-Dibromo-3-Chloropropane	ND (5.0)	---	8260D	---	1	MD	09/18/25 16:39	D5I0403	DI51829
1,2-Dibromoethane	ND (1.0)	---	8260D	---	1	MD	09/18/25 16:39	D5I0403	DI51829
1,2-Dichlorobenzene	ND (1.0)	---	8260D	---	1	MD	09/18/25 16:39	D5I0403	DI51829
1,2-Dichloroethane	ND (1.0)	---	8260D	---	1	MD	09/18/25 16:39	D5I0403	DI51829
1,2-Dichloropropane	ND (1.0)	---	8260D	---	1	MD	09/18/25 16:39	D5I0403	DI51829
1,3,5-Trimethylbenzene	ND (1.0)	---	8260D	---	1	MD	09/18/25 16:39	D5I0403	DI51829
1,3-Dichlorobenzene	ND (1.0)	---	8260D	---	1	MD	09/18/25 16:39	D5I0403	DI51829
1,3-Dichloropropane	ND (1.0)	---	8260D	---	1	MD	09/18/25 16:39	D5I0403	DI51829
1,4-Dichlorobenzene	ND (1.0)	---	8260D	---	1	MD	09/18/25 16:39	D5I0403	DI51829
2,2-Dichloropropane	ND (1.0)	---	8260D	---	1	MD	09/18/25 16:39	D5I0403	DI51829
2-Butanone	ND (10.0)	---	8260D	---	1	MD	09/18/25 16:39	D5I0403	DI51829
2-Chlorotoluene	ND (1.0)	---	8260D	---	1	MD	09/18/25 16:39	D5I0403	DI51829
2-Hexanone	ND (10.0)	---	8260D	---	1	MD	09/18/25 16:39	D5I0403	DI51829
4-Chlorotoluene	ND (1.0)	---	8260D	---	1	MD	09/18/25 16:39	D5I0403	DI51829
4-Isopropyltoluene	ND (1.0)	---	8260D	---	1	MD	09/18/25 16:39	D5I0403	DI51829
4-Methyl-2-Pentanone	ND (10.0)	---	8260D	---	1	MD	09/18/25 16:39	D5I0403	DI51829
Acetone	ND (10.0)	---	8260D	---	1	MD	09/18/25 16:39	D5I0403	DI51829

eurofins | Environment Testing
ESS Laboratory

CERTIFICATE OF ANALYSIS

Client Name: Lightship Engineering, LLC
Client Project ID: Enfield
Client Sample ID: MW-9
Date Sampled: 09/16/25 13:40
Percent Solids: N/A
Initial Volume: 5ml
Final Volume: 5ml
Extraction Method: 5030B

ESS Laboratory Work Order: 25I0734
ESS Laboratory Sample ID: 25I0734-05
Sample Matrix: Ground Water
Units: ug/L
Analyst: MD
Prepared: 9/18/25 8:00

Volatile Organics

Analyte	Results (MRL)	MDL	Method	Limit	DF	Analyst	Analyzed	Sequence	Batch
Acrylonitrile	ND (5.0)	---	8260D	---	1	MD	09/18/25 16:39	D5I0403	DI51829
Benzene	ND (1.0)	---	8260D	---	1	MD	09/18/25 16:39	D5I0403	DI51829
Bromobenzene	ND (2.0)	---	8260D	---	1	MD	09/18/25 16:39	D5I0403	DI51829
Bromochloromethane	ND (1.0)	---	8260D	---	1	MD	09/18/25 16:39	D5I0403	DI51829
Bromodichloromethane	ND (0.6)	---	8260D	---	1	MD	09/18/25 16:39	D5I0403	DI51829
Bromoform	ND (1.0)	---	8260D	---	1	MD	09/18/25 16:39	D5I0403	DI51829
Bromomethane	ND (2.0)	---	8260D	---	1	MD	09/18/25 16:39	D5I0403	DI51829
Carbon Disulfide	ND (1.0)	---	8260D	---	1	MD	09/18/25 16:39	D5I0403	DI51829
Carbon Tetrachloride	ND (1.0)	---	8260D	---	1	MD	09/18/25 16:39	D5I0403	DI51829
Chlorobenzene	ND (1.0)	---	8260D	---	1	MD	09/18/25 16:39	D5I0403	DI51829
Chloroethane	ND (2.0)	---	8260D	---	1	MD	09/18/25 16:39	D5I0403	DI51829
Chloroform	ND (1.0)	---	8260D	---	1	MD	09/18/25 16:39	D5I0403	DI51829
Chloromethane	ND (2.0)	---	8260D	---	1	MD	09/18/25 16:39	D5I0403	DI51829
cis-1,2-Dichloroethene	ND (1.0)	---	8260D	---	1	MD	09/18/25 16:39	D5I0403	DI51829
cis-1,3-Dichloropropene	ND (0.4)	---	8260D	---	1	MD	09/18/25 16:39	D5I0403	DI51829
Dibromochloromethane	ND (1.0)	---	8260D	---	1	MD	09/18/25 16:39	D5I0403	DI51829
Dibromomethane	ND (1.0)	---	8260D	---	1	MD	09/18/25 16:39	D5I0403	DI51829
Dichlorodifluoromethane	ND (2.0)	---	8260D	---	1	MD	09/18/25 16:39	D5I0403	DI51829
Diethyl Ether	ND (1.0)	---	8260D	---	1	MD	09/18/25 16:39	D5I0403	DI51829
Di-isopropyl ether	ND (1.0)	---	8260D	---	1	MD	09/18/25 16:39	D5I0403	DI51829
Ethyl tertiary-butyl ether	ND (1.0)	---	8260D	---	1	MD	09/18/25 16:39	D5I0403	DI51829
Ethylbenzene	ND (1.0)	---	8260D	---	1	MD	09/18/25 16:39	D5I0403	DI51829
Hexachlorobutadiene	ND (0.6)	---	8260D	---	1	MD	09/18/25 16:39	D5I0403	DI51829
Hexachloroethane	ND (1.0)	---	8260D	---	1	MD	09/18/25 16:39	D5I0403	DI51829
Isopropylbenzene	ND (1.0)	---	8260D	---	1	MD	09/18/25 16:39	D5I0403	DI51829
Methyl tert-Butyl Ether	ND (1.0)	---	8260D	---	1	MD	09/18/25 16:39	D5I0403	DI51829
Methylene Chloride	ND (2.0)	---	8260D	---	1	MD	09/18/25 16:39	D5I0403	DI51829
Naphthalene	ND (1.0)	---	8260D	---	1	MD	09/18/25 16:39	D5I0403	DI51829
n-Butylbenzene	ND (1.0)	---	8260D	---	1	MD	09/18/25 16:39	D5I0403	DI51829

eurofins | Environment Testing
ESS Laboratory

CERTIFICATE OF ANALYSIS

Client Name: Lightship Engineering, LLC
Client Project ID: Enfield
Client Sample ID: MW-9
Date Sampled: 09/16/25 13:40
Percent Solids: N/A
Initial Volume: 5ml
Final Volume: 5ml
Extraction Method: 5030B

ESS Laboratory Work Order: 25I0734
ESS Laboratory Sample ID: 25I0734-05
Sample Matrix: Ground Water
Units: ug/L
Analyst: MD
Prepared: 9/18/25 8:00

Volatile Organics

Analyte	Results (MRL)	MDL	Method	Limit	DF	Analyst	Analyzed	Sequence	Batch
n-Propylbenzene	ND (1.0)	---	8260D	---	1	MD	09/18/25 16:39	D5I0403	DI51829
sec-Butylbenzene	ND (1.0)	---	8260D	---	1	MD	09/18/25 16:39	D5I0403	DI51829
Styrene	ND (1.0)	---	8260D	---	1	MD	09/18/25 16:39	D5I0403	DI51829
tert-Butylbenzene	ND (1.0)	---	8260D	---	1	MD	09/18/25 16:39	D5I0403	DI51829
Tertiary-amyl methyl ether	ND (1.0)	---	8260D	---	1	MD	09/18/25 16:39	D5I0403	DI51829
Tetrachloroethene	ND (1.0)	---	8260D	---	1	MD	09/18/25 16:39	D5I0403	DI51829
Tetrahydrofuran	ND (5.0)	---	8260D	---	1	MD	09/18/25 16:39	D5I0403	DI51829
Toluene	ND (1.0)	---	8260D	---	1	MD	09/18/25 16:39	D5I0403	DI51829
trans-1,2-Dichloroethene	ND (1.0)	---	8260D	---	1	MD	09/18/25 16:39	D5I0403	DI51829
trans-1,3-Dichloropropene	ND (0.4)	---	8260D	---	1	MD	09/18/25 16:39	D5I0403	DI51829
Trans-1,4-Dichloro-2-Butene	ND (5.0)	---	8260D	---	1	MD	09/18/25 16:39	D5I0403	DI51829
Trichloroethene	ND (1.0)	---	8260D	---	1	MD	09/18/25 16:39	D5I0403	DI51829
Trichlorofluoromethane	ND (1.0)	---	8260D	---	1	MD	09/18/25 16:39	D5I0403	DI51829
Vinyl Chloride	ND (1.0)	---	8260D	---	1	MD	09/18/25 16:39	D5I0403	DI51829
Xylene O	ND (1.0)	---	8260D	---	1	MD	09/18/25 16:39	D5I0403	DI51829
Xylene P,M	ND (2.0)	---	8260D	---	1	MD	09/18/25 16:39	D5I0403	DI51829
Xylenes (Total)	ND (2.0)	---	8260D	---	1	MD	09/18/25 16:39	D5I0403	DI51829

	%Recovery	Qualifier	Limits
Surrogate: 1,2-Dichloroethane-d4	*111 %*		*70-130*
Surrogate: 4-Bromofluorobenzene	*90 %*		*70-130*
Surrogate: Dibromofluoromethane	*101 %*		*70-130*
Surrogate: Toluene-d8	*104 %*		*70-130*

eurofins | Environment Testing
ESS Laboratory

CERTIFICATE OF ANALYSIS

Client Name: Lightship Engineering, LLC
Client Project ID: Enfield
Client Sample ID: MW-9
Date Sampled: 09/16/25 13:40
Percent Solids: N/A
Initial Volume: 1050ml
Final Volume: 0.25ml
Extraction Method: 3510C

ESS Laboratory Work Order: 25I0734
ESS Laboratory Sample ID: 25I0734-05
Sample Matrix: Ground Water
Units: ug/L
Analyst: TJ
Prepared: 9/19/25 15:25

8270D(SIM) Polynuclear Aromatic Hydrocarbons

Analyte	Results (MRL)	MDL	Method	Limit	DF	Analyzed	Sequence	Batch
2-Methylnaphthalene	ND (0.19)	---	8270D SIM PAH	---	1	09/23/25 23:18	D5I0506	DI51904
Acenaphthene	ND (0.19)	---	8270D SIM PAH	---	1	09/23/25 23:18	D5I0506	DI51904
Acenaphthylene	ND (0.19)	---	8270D SIM PAH	---	1	09/23/25 23:18	D5I0506	DI51904
Anthracene	ND (0.19)	---	8270D SIM PAH	---	1	09/23/25 23:18	D5I0506	DI51904
Benzo(a)anthracene	ND (0.05)	---	8270D SIM PAH	---	1	09/23/25 23:18	D5I0506	DI51904
Benzo(a)pyrene	ND (0.05)	---	8270D SIM PAH	---	1	09/23/25 23:18	D5I0506	DI51904
Benzo(b)fluoranthene	ND (0.05)	---	8270D SIM PAH	---	1	09/23/25 23:18	D5I0506	DI51904
Benzo(g,h,i)perylene	ND (0.19)	---	8270D SIM PAH	---	1	09/23/25 23:18	D5I0506	DI51904
Benzo(k)fluoranthene	ND (0.05)	---	8270D SIM PAH	---	1	09/23/25 23:18	D5I0506	DI51904
Chrysene	ND (0.05)	---	8270D SIM PAH	---	1	09/23/25 23:18	D5I0506	DI51904
Dibenzo(a,h)Anthracene	ND (0.05)	---	8270D SIM PAH	---	1	09/23/25 23:18	D5I0506	DI51904
Fluoranthene	ND (0.19)	---	8270D SIM PAH	---	1	09/23/25 23:18	D5I0506	DI51904
Fluorene	ND (0.19)	---	8270D SIM PAH	---	1	09/23/25 23:18	D5I0506	DI51904
Indeno(1,2,3-cd)Pyrene	ND (0.05)	---	8270D SIM PAH	---	1	09/23/25 23:18	D5I0506	DI51904
Naphthalene	ND (0.19)	---	8270D SIM PAH	---	1	09/23/25 23:18	D5I0506	DI51904
Phenanthrene	**B 0.09** (0.05)	---	8270D SIM PAH	---	1	09/23/25 23:18	D5I0506	DI51904
Pyrene	ND (0.19)	---	8270D SIM PAH	---	1	09/23/25 23:18	D5I0506	DI51904

	%Recovery	Qualifier	Limits
Surrogate: 1,2-Dichlorobenzene-d4	*83 %*		*30-130*
Surrogate: 2-Fluorobiphenyl	*88 %*		*30-130*
Surrogate: Nitrobenzene-d5	*96 %*		*30-130*
Surrogate: p-Terphenyl-d14	*95 %*		*30-130*

eurofins | Environment Testing
ESS Laboratory

CERTIFICATE OF ANALYSIS

Client Name: Lightship Engineering, LLC
Client Project ID: Enfield
Client Sample ID: MW-13
Date Sampled: 09/16/25 14:40
Percent Solids: N/A

ESS Laboratory Work Order: 25I0734
ESS Laboratory Sample ID: 25I0734-06
Sample Matrix: Ground Water
Units: ug/L

Extraction Method: 3005A

Total Metals

Analyte	Results (MRL)	MDL	Method	Limit	DF	Analyst	Analyzed	IV / FV	Batch
Antimony	ND (2.0)	---	6020B	---	10	BJV	09/22/25 17:17	50 25	DI51943
Arsenic	**14.9** (2.5)	---	7010	---	1	CEV	09/29/25 17:13	50 25	DI51943
Barium	**311** (10.0)	---	6010D	---	1	KJB	09/22/25 23:01	50 25	DI51943
Beryllium	ND (0.5)	---	6010D	---	1	KJB	09/22/25 23:01	50 25	DI51943
Cadmium	ND (2.5)	---	6010D	---	1	KJB	09/22/25 23:01	50 25	DI51943
Chromium	ND (10.0)	---	6010D	---	1	KJB	09/22/25 23:01	50 25	DI51943
Copper	ND (10.0)	---	6010D	---	1	KJB	09/22/25 23:01	50 25	DI51943
Lead	ND (10.0)	---	6010D	---	1	KJB	09/22/25 23:01	50 25	DI51943
Mercury	ND (0.2)	---	7470A	---	1	BJV	09/22/25 11:24	20 40	DI51944
Nickel	ND (25.0)	---	6010D	---	1	KJB	09/22/25 23:01	50 25	DI51943
Selenium	ND (25.0)	---	6020B	---	10	BJV	09/22/25 17:17	50 25	DI51943
Silver	ND (5.0)	---	6010D	---	1	KJB	09/22/25 23:01	50 25	DI51943
Thallium	ND (2.0)	---	6020B	---	10	BJV	09/22/25 17:17	50 25	DI51943
Vanadium	ND (10.0)	---	6010D	---	1	KJB	09/22/25 23:01	50 25	DI51943
Zinc	**175** (25.0)	---	6010D	---	1	KJB	09/22/25 23:01	50 25	DI51943

eurofins | Environment Testing
ESS Laboratory

CERTIFICATE OF ANALYSIS

Client Name: Lightship Engineering, LLC
Client Project ID: Enfield
Client Sample ID: MW-13
Date Sampled: 09/16/25 14:40
Percent Solids: N/A
Initial Volume: 5ml
Final Volume: 5ml
Extraction Method: 5030B

ESS Laboratory Work Order: 25I0734
ESS Laboratory Sample ID: 25I0734-06
Sample Matrix: Ground Water
Units: ug/L
Analyst: MD
Prepared: 9/18/25 8:00

Volatile Organics

Analyte	Results (MRL)	MDL	Method	Limit	DF	Analyst	Analyzed	Sequence	Batch
1,1,1,2-Tetrachloroethane	ND (1.0)	---	8260D	---	1	MD	09/18/25 17:04	D5I0403	DI51829
1,1,1-Trichloroethane	ND (1.0)	---	8260D	---	1	MD	09/18/25 17:04	D5I0403	DI51829
1,1,2,2-Tetrachloroethane	ND (0.5)	---	8260D	---	1	MD	09/18/25 17:04	D5I0403	DI51829
1,1,2-Trichloro-1,2,2-trifluoroethane	ND (1.0)	---	8260D	---	1	MD	09/18/25 17:04	D5I0403	DI51829
1,1,2-Trichloroethane	ND (1.0)	---	8260D	---	1	MD	09/18/25 17:04	D5I0403	DI51829
1,1-Dichloroethane	ND (1.0)	---	8260D	---	1	MD	09/18/25 17:04	D5I0403	DI51829
1,1-Dichloroethene	ND (1.0)	---	8260D	---	1	MD	09/18/25 17:04	D5I0403	DI51829
1,1-Dichloropropene	ND (2.0)	---	8260D	---	1	MD	09/18/25 17:04	D5I0403	DI51829
1,2,3-Trichlorobenzene	ND (1.0)	---	8260D	---	1	MD	09/18/25 17:04	D5I0403	DI51829
1,2,3-Trichloropropane	ND (1.0)	---	8260D	---	1	MD	09/18/25 17:04	D5I0403	DI51829
1,2,4-Trichlorobenzene	ND (1.0)	---	8260D	---	1	MD	09/18/25 17:04	D5I0403	DI51829
1,2,4-Trimethylbenzene	ND (1.0)	---	8260D	---	1	MD	09/18/25 17:04	D5I0403	DI51829
1,2-Dibromo-3-Chloropropane	ND (5.0)	---	8260D	---	1	MD	09/18/25 17:04	D5I0403	DI51829
1,2-Dibromoethane	ND (1.0)	---	8260D	---	1	MD	09/18/25 17:04	D5I0403	DI51829
1,2-Dichlorobenzene	ND (1.0)	---	8260D	---	1	MD	09/18/25 17:04	D5I0403	DI51829
1,2-Dichloroethane	ND (1.0)	---	8260D	---	1	MD	09/18/25 17:04	D5I0403	DI51829
1,2-Dichloropropane	ND (1.0)	---	8260D	---	1	MD	09/18/25 17:04	D5I0403	DI51829
1,3,5-Trimethylbenzene	ND (1.0)	---	8260D	---	1	MD	09/18/25 17:04	D5I0403	DI51829
1,3-Dichlorobenzene	ND (1.0)	---	8260D	---	1	MD	09/18/25 17:04	D5I0403	DI51829
1,3-Dichloropropane	ND (1.0)	---	8260D	---	1	MD	09/18/25 17:04	D5I0403	DI51829
1,4-Dichlorobenzene	ND (1.0)	---	8260D	---	1	MD	09/18/25 17:04	D5I0403	DI51829
2,2-Dichloropropane	ND (1.0)	---	8260D	---	1	MD	09/18/25 17:04	D5I0403	DI51829
2-Butanone	ND (10.0)	---	8260D	---	1	MD	09/18/25 17:04	D5I0403	DI51829
2-Chlorotoluene	ND (1.0)	---	8260D	---	1	MD	09/18/25 17:04	D5I0403	DI51829
2-Hexanone	ND (10.0)	---	8260D	---	1	MD	09/18/25 17:04	D5I0403	DI51829
4-Chlorotoluene	ND (1.0)	---	8260D	---	1	MD	09/18/25 17:04	D5I0403	DI51829
4-Isopropyltoluene	ND (1.0)	---	8260D	---	1	MD	09/18/25 17:04	D5I0403	DI51829
4-Methyl-2-Pentanone	ND (10.0)	---	8260D	---	1	MD	09/18/25 17:04	D5I0403	DI51829
Acetone	ND (10.0)	---	8260D	---	1	MD	09/18/25 17:04	D5I0403	DI51829

eurofins | Environment Testing
ESS Laboratory

CERTIFICATE OF ANALYSIS

Client Name: Lightship Engineering, LLC
Client Project ID: Enfield
Client Sample ID: MW-13
Date Sampled: 09/16/25 14:40
Percent Solids: N/A
Initial Volume: 5ml
Final Volume: 5ml
Extraction Method: 5030B

ESS Laboratory Work Order: 25I0734
ESS Laboratory Sample ID: 25I0734-06
Sample Matrix: Ground Water
Units: ug/L
Analyst: MD
Prepared: 9/18/25 8:00

Volatile Organics

Analyte	Results (MRL)	MDL	Method	Limit	DF	Analyst	Analyzed	Sequence	Batch
Acrylonitrile	ND (5.0)	---	8260D	---	1	MD	09/18/25 17:04	D5I0403	DI51829
Benzene	ND (1.0)	---	8260D	---	1	MD	09/18/25 17:04	D5I0403	DI51829
Bromobenzene	ND (2.0)	---	8260D	---	1	MD	09/18/25 17:04	D5I0403	DI51829
Bromochloromethane	ND (1.0)	---	8260D	---	1	MD	09/18/25 17:04	D5I0403	DI51829
Bromodichloromethane	ND (0.6)	---	8260D	---	1	MD	09/18/25 17:04	D5I0403	DI51829
Bromoform	ND (1.0)	---	8260D	---	1	MD	09/18/25 17:04	D5I0403	DI51829
Bromomethane	ND (2.0)	---	8260D	---	1	MD	09/18/25 17:04	D5I0403	DI51829
Carbon Disulfide	ND (1.0)	---	8260D	---	1	MD	09/18/25 17:04	D5I0403	DI51829
Carbon Tetrachloride	ND (1.0)	---	8260D	---	1	MD	09/18/25 17:04	D5I0403	DI51829
Chlorobenzene	ND (1.0)	---	8260D	---	1	MD	09/18/25 17:04	D5I0403	DI51829
Chloroethane	ND (2.0)	---	8260D	---	1	MD	09/18/25 17:04	D5I0403	DI51829
Chloroform	ND (1.0)	---	8260D	---	1	MD	09/18/25 17:04	D5I0403	DI51829
Chloromethane	ND (2.0)	---	8260D	---	1	MD	09/18/25 17:04	D5I0403	DI51829
cis-1,2-Dichloroethene	ND (1.0)	---	8260D	---	1	MD	09/18/25 17:04	D5I0403	DI51829
cis-1,3-Dichloropropene	ND (0.4)	---	8260D	---	1	MD	09/18/25 17:04	D5I0403	DI51829
Dibromochloromethane	ND (1.0)	---	8260D	---	1	MD	09/18/25 17:04	D5I0403	DI51829
Dibromomethane	ND (1.0)	---	8260D	---	1	MD	09/18/25 17:04	D5I0403	DI51829
Dichlorodifluoromethane	ND (2.0)	---	8260D	---	1	MD	09/18/25 17:04	D5I0403	DI51829
Diethyl Ether	ND (1.0)	---	8260D	---	1	MD	09/18/25 17:04	D5I0403	DI51829
Di-isopropyl ether	ND (1.0)	---	8260D	---	1	MD	09/18/25 17:04	D5I0403	DI51829
Ethyl tertiary-butyl ether	ND (1.0)	---	8260D	---	1	MD	09/18/25 17:04	D5I0403	DI51829
Ethylbenzene	ND (1.0)	---	8260D	---	1	MD	09/18/25 17:04	D5I0403	DI51829
Hexachlorobutadiene	ND (0.6)	---	8260D	---	1	MD	09/18/25 17:04	D5I0403	DI51829
Hexachloroethane	ND (1.0)	---	8260D	---	1	MD	09/18/25 17:04	D5I0403	DI51829
Isopropylbenzene	ND (1.0)	---	8260D	---	1	MD	09/18/25 17:04	D5I0403	DI51829
Methyl tert-Butyl Ether	ND (1.0)	---	8260D	---	1	MD	09/18/25 17:04	D5I0403	DI51829
Methylene Chloride	ND (2.0)	---	8260D	---	1	MD	09/18/25 17:04	D5I0403	DI51829
Naphthalene	ND (1.0)	---	8260D	---	1	MD	09/18/25 17:04	D5I0403	DI51829
n-Butylbenzene	ND (1.0)	---	8260D	---	1	MD	09/18/25 17:04	D5I0403	DI51829

eurofins | Environment Testing
ESS Laboratory

CERTIFICATE OF ANALYSIS

Client Name: Lightship Engineering, LLC
Client Project ID: Enfield
Client Sample ID: MW-13
Date Sampled: 09/16/25 14:40
Percent Solids: N/A
Initial Volume: 5ml
Final Volume: 5ml
Extraction Method: 5030B

ESS Laboratory Work Order: 25I0734
ESS Laboratory Sample ID: 25I0734-06
Sample Matrix: Ground Water
Units: ug/L
Analyst: MD
Prepared: 9/18/25 8:00

Volatile Organics

Analyte	Results (MRL)	MDL	Method	Limit	DF	Analyst	Analyzed	Sequence	Batch
n-Propylbenzene	ND (1.0)	---	8260D	---	1	MD	09/18/25 17:04	D5I0403	DI51829
sec-Butylbenzene	ND (1.0)	---	8260D	---	1	MD	09/18/25 17:04	D5I0403	DI51829
Styrene	ND (1.0)	---	8260D	---	1	MD	09/18/25 17:04	D5I0403	DI51829
tert-Butylbenzene	ND (1.0)	---	8260D	---	1	MD	09/18/25 17:04	D5I0403	DI51829
Tertiary-amyl methyl ether	ND (1.0)	---	8260D	---	1	MD	09/18/25 17:04	D5I0403	DI51829
Tetrachloroethene	ND (1.0)	---	8260D	---	1	MD	09/18/25 17:04	D5I0403	DI51829
Tetrahydrofuran	ND (5.0)	---	8260D	---	1	MD	09/18/25 17:04	D5I0403	DI51829
Toluene	ND (1.0)	---	8260D	---	1	MD	09/18/25 17:04	D5I0403	DI51829
trans-1,2-Dichloroethene	ND (1.0)	---	8260D	---	1	MD	09/18/25 17:04	D5I0403	DI51829
trans-1,3-Dichloropropene	ND (0.4)	---	8260D	---	1	MD	09/18/25 17:04	D5I0403	DI51829
Trans-1,4-Dichloro-2-Butene	ND (5.0)	---	8260D	---	1	MD	09/18/25 17:04	D5I0403	DI51829
Trichloroethene	ND (1.0)	---	8260D	---	1	MD	09/18/25 17:04	D5I0403	DI51829
Trichlorofluoromethane	ND (1.0)	---	8260D	---	1	MD	09/18/25 17:04	D5I0403	DI51829
Vinyl Chloride	ND (1.0)	---	8260D	---	1	MD	09/18/25 17:04	D5I0403	DI51829
Xylene O	ND (1.0)	---	8260D	---	1	MD	09/18/25 17:04	D5I0403	DI51829
Xylene P,M	ND (2.0)	---	8260D	---	1	MD	09/18/25 17:04	D5I0403	DI51829
Xylenes (Total)	ND (2.0)	---	8260D	---	1	MD	09/18/25 17:04	D5I0403	DI51829

	%Recovery	Qualifier	Limits
Surrogate: 1,2-Dichloroethane-d4	*113 %*		*70-130*
Surrogate: 4-Bromofluorobenzene	*88 %*		*70-130*
Surrogate: Dibromofluoromethane	*102 %*		*70-130*
Surrogate: Toluene-d8	*103 %*		*70-130*

eurofins | Environment Testing
ESS Laboratory

CERTIFICATE OF ANALYSIS

Client Name: Lightship Engineering, LLC
Client Project ID: Enfield
Client Sample ID: MW-13
Date Sampled: 09/16/25 14:40
Percent Solids: N/A
Initial Volume: 1060ml
Final Volume: 0.25ml
Extraction Method: 3510C

ESS Laboratory Work Order: 25I0734
ESS Laboratory Sample ID: 25I0734-06
Sample Matrix: Ground Water
Units: ug/L
Analyst: TJ
Prepared: 9/19/25 15:25

8270D(SIM) Polynuclear Aromatic Hydrocarbons

Analyte	Results (MRL)	MDL	Method	Limit	DF	Analyzed	Sequence	Batch
2-Methylnaphthalene	ND (0.19)	---	8270D SIM PAH	---	1	09/23/25 23:47	D5I0506	DI51904
Acenaphthene	ND (0.19)	---	8270D SIM PAH	---	1	09/23/25 23:47	D5I0506	DI51904
Acenaphthylene	ND (0.19)	---	8270D SIM PAH	---	1	09/23/25 23:47	D5I0506	DI51904
Anthracene	ND (0.19)	---	8270D SIM PAH	---	1	09/23/25 23:47	D5I0506	DI51904
Benzo(a)anthracene	ND (0.05)	---	8270D SIM PAH	---	1	09/23/25 23:47	D5I0506	DI51904
Benzo(a)pyrene	ND (0.05)	---	8270D SIM PAH	---	1	09/23/25 23:47	D5I0506	DI51904
Benzo(b)fluoranthene	ND (0.05)	---	8270D SIM PAH	---	1	09/23/25 23:47	D5I0506	DI51904
Benzo(g,h,i)perylene	ND (0.19)	---	8270D SIM PAH	---	1	09/23/25 23:47	D5I0506	DI51904
Benzo(k)fluoranthene	ND (0.05)	---	8270D SIM PAH	---	1	09/23/25 23:47	D5I0506	DI51904
Chrysene	ND (0.05)	---	8270D SIM PAH	---	1	09/23/25 23:47	D5I0506	DI51904
Dibenzo(a,h)Anthracene	ND (0.05)	---	8270D SIM PAH	---	1	09/23/25 23:47	D5I0506	DI51904
Fluoranthene	ND (0.19)	---	8270D SIM PAH	---	1	09/23/25 23:47	D5I0506	DI51904
Fluorene	ND (0.19)	---	8270D SIM PAH	---	1	09/23/25 23:47	D5I0506	DI51904
Indeno(1,2,3-cd)Pyrene	ND (0.05)	---	8270D SIM PAH	---	1	09/23/25 23:47	D5I0506	DI51904
Naphthalene	ND (0.19)	---	8270D SIM PAH	---	1	09/23/25 23:47	D5I0506	DI51904
Phenanthrene	**B 0.12** (0.05)	---	8270D SIM PAH	---	1	09/23/25 23:47	D5I0506	DI51904
Pyrene	ND (0.19)	---	8270D SIM PAH	---	1	09/23/25 23:47	D5I0506	DI51904

	%Recovery	Qualifier	Limits
Surrogate: 1,2-Dichlorobenzene-d4	*72 %*		*30-130*
Surrogate: 2-Fluorobiphenyl	*82 %*		*30-130*
Surrogate: Nitrobenzene-d5	*89 %*		*30-130*
Surrogate: p-Terphenyl-d14	*86 %*		*30-130*

eurofins | Environment Testing
ESS Laboratory

CERTIFICATE OF ANALYSIS

Client Name: Lightship Engineering, LLC
Client Project ID: Enfield

ESS Laboratory Work Order: 25I0734

Quality Control Data

Analyte	Result	MRL	Units	Spike Level	Source Result	%REC	%REC Limits	RPD	RPD Limit	Qualifier
				Total Metals						
Batch DI51943 - 3005A										
Blank										
Barium	ND	10.0	ug/L							
Beryllium	ND	0.5	ug/L							
Cadmium	ND	2.5	ug/L							
Chromium	ND	10.0	ug/L							
Copper	ND	10.0	ug/L							
Lead	ND	10.0	ug/L							
Nickel	ND	25.0	ug/L							
Silver	ND	5.0	ug/L							
Vanadium	ND	10.0	ug/L							
Zinc	ND	25.0	ug/L							
Blank										
Antimony	ND	1.0	ug/L							
Selenium	ND	12.5	ug/L							
Thallium	ND	1.0	ug/L							
Blank										
Arsenic	ND	2.5	ug/L							
LCS										
Barium	269	10.0	ug/L	250.0		108	80-120			
Beryllium	26.4	0.5	ug/L	25.00		105	80-120			
Cadmium	126	2.5	ug/L	125.0		101	80-120			
Chromium	269	10.0	ug/L	250.0		108	80-120			
Copper	267	10.0	ug/L	250.0		107	80-120			
Lead	265	10.0	ug/L	250.0		106	80-120			
Nickel	270	25.0	ug/L	250.0		108	80-120			
Silver	134	5.0	ug/L	125.0		107	80-120			
Vanadium	269	10.0	ug/L	250.0		107	80-120			
Zinc	273	25.0	ug/L	250.0		109	80-120			
LCS										
Antimony	252	10.0	ug/L	250.0		101	80-120			
Selenium	501	125	ug/L	500.0		100	80-120			
Thallium	201	10.0	ug/L	250.0		80	80-120			
LCS										
Arsenic	262	125	ug/L	250.0		105	80-120			
LCS Dup										
Barium	266	10.0	ug/L	250.0		106	80-120	1	20	
Beryllium	25.6	0.5	ug/L	25.00		102	80-120	3	20	
Cadmium	124	2.5	ug/L	125.0		99	80-120	2	20	
Chromium	267	10.0	ug/L	250.0		107	80-120	0.8	20	
Copper	264	10.0	ug/L	250.0		106	80-120	1	20	
Lead	259	10.0	ug/L	250.0		103	80-120	3	20	
Nickel	268	25.0	ug/L	250.0		107	80-120	0.9	20	
Silver	132	5.0	ug/L	125.0		105	80-120	2	20	
Vanadium	266	10.0	ug/L	250.0		106	80-120	1	20	

eurofins | Environment Testing
ESS Laboratory

CERTIFICATE OF ANALYSIS

Client Name: Lightship Engineering, LLC
Client Project ID: Enfield

ESS Laboratory Work Order: 25I0734

Quality Control Data

Analyte	Result	MRL	Units	Spike Level	Source Result	%REC	%REC Limits	RPD	RPD Limit	Qualifier
Total Metals										
Batch DI51943 - 3005A										
Zinc	268	25.0	ug/L	250.0		107	80-120	2	20	
LCS Dup										
Antimony	242	10.0	ug/L	250.0		97	80-120	4	20	
Selenium	477	125	ug/L	500.0		95	80-120	5	20	
Thallium	194	10.0	ug/L	250.0		78	80-120	3	20	B-
LCS Dup										
Arsenic	253	125	ug/L	250.0		101	80-120	4	20	
Batch DI51944 - x245.1/7470A										
Blank										
Mercury	ND	0.2	ug/L							
LCS										
Mercury	5.9	0.2	ug/L	6.000		98	80-120			
LCS Dup										
Mercury	6.1	0.2	ug/L	6.000		102	80-120	4	20	
Volatile Organics										
Batch DI51829 - 5030B										
Blank										
1,1,1,2-Tetrachloroethane	ND	1.0	ug/L							
1,1,1-Trichloroethane	ND	1.0	ug/L							
1,1,2,2-Tetrachloroethane	ND	0.5	ug/L							
1,1,2-Trichloro-1,2,2-trifluoroethane	ND	1.0	ug/L							
1,1,2-Trichloroethane	ND	1.0	ug/L							
1,1-Dichloroethane	ND	1.0	ug/L							
1,1-Dichloroethene	ND	1.0	ug/L							
1,1-Dichloropropene	ND	2.0	ug/L							
1,2,3-Trichlorobenzene	ND	1.0	ug/L							
1,2,3-Trichloropropane	ND	1.0	ug/L							
1,2,4-Trichlorobenzene	ND	1.0	ug/L							
1,2,4-Trimethylbenzene	ND	1.0	ug/L							
1,2-Dibromo-3-Chloropropane	ND	5.0	ug/L							
1,2-Dibromoethane	ND	1.0	ug/L							
1,2-Dichlorobenzene	ND	1.0	ug/L							
1,2-Dichloroethane	ND	1.0	ug/L							
1,2-Dichloropropane	ND	1.0	ug/L							
1,3,5-Trimethylbenzene	ND	1.0	ug/L							
1,3-Dichlorobenzene	ND	1.0	ug/L							
1,3-Dichloropropane	ND	1.0	ug/L							
1,4-Dichlorobenzene	ND	1.0	ug/L							
2,2-Dichloropropane	ND	1.0	ug/L							
2-Butanone	ND	10.0	ug/L							
2-Chlorotoluene	ND	1.0	ug/L							
2-Hexanone	ND	10.0	ug/L							
4-Chlorotoluene	ND	1.0	ug/L							

eurofins | Environment Testing
ESS Laboratory

CERTIFICATE OF ANALYSIS

Client Name: Lightship Engineering, LLC
Client Project ID: Enfield

ESS Laboratory Work Order: 25I0734

Quality Control Data

Analyte	Result	MRL	Units	Spike Level	Source Result	%REC	%REC Limits	RPD	RPD Limit	Qualifier
				Volatile Organics						
Batch DI51829 - 5030B										
4-Isopropyltoluene	ND	1.0	ug/L							
4-Methyl-2-Pentanone	ND	10.0	ug/L							
Acetone	ND	10.0	ug/L							
Acrylonitrile	ND	5.0	ug/L							
Benzene	ND	1.0	ug/L							
Bromobenzene	ND	2.0	ug/L							
Bromochloromethane	ND	1.0	ug/L							
Bromodichloromethane	ND	0.6	ug/L							
Bromoform	ND	1.0	ug/L							
Bromomethane	ND	2.0	ug/L							
Carbon Disulfide	ND	1.0	ug/L							
Carbon Tetrachloride	ND	1.0	ug/L							
Chlorobenzene	ND	1.0	ug/L							
Chloroethane	ND	2.0	ug/L							
Chloroform	ND	1.0	ug/L							
Chloromethane	ND	2.0	ug/L							
cis-1,2-Dichloroethene	ND	1.0	ug/L							
cis-1,3-Dichloropropene	ND	0.4	ug/L							
Dibromochloromethane	ND	1.0	ug/L							
Dibromomethane	ND	1.0	ug/L							
Dichlorodifluoromethane	ND	2.0	ug/L							
Diethyl Ether	ND	1.0	ug/L							
Di-isopropyl ether	ND	1.0	ug/L							
Ethyl tertiary-butyl ether	ND	1.0	ug/L							
Ethylbenzene	ND	1.0	ug/L							
Hexachlorobutadiene	ND	0.6	ug/L							
Hexachloroethane	ND	1.0	ug/L							
Isopropylbenzene	ND	1.0	ug/L							
Methyl tert-Butyl Ether	ND	1.0	ug/L							
Methylene Chloride	ND	2.0	ug/L							
Naphthalene	ND	1.0	ug/L							
n-Butylbenzene	ND	1.0	ug/L							
n-Propylbenzene	ND	1.0	ug/L							
sec-Butylbenzene	ND	1.0	ug/L							
Styrene	ND	1.0	ug/L							
tert-Butylbenzene	ND	1.0	ug/L							
Tertiary-amyl methyl ether	ND	1.0	ug/L							
Tetrachloroethene	ND	1.0	ug/L							
Tetrahydrofuran	ND	5.0	ug/L							
Toluene	ND	1.0	ug/L							
trans-1,2-Dichloroethene	ND	1.0	ug/L							
trans-1,3-Dichloropropene	ND	0.4	ug/L							
Trans-1,4-Dichloro-2-Butene	ND	5.0	ug/L							
Trichloroethene	ND	1.0	ug/L							
Trichlorofluoromethane	ND	1.0	ug/L							
Vinyl Chloride	ND	1.0	ug/L							

eurofins | Environment Testing
ESS Laboratory

CERTIFICATE OF ANALYSIS

Client Name: Lightship Engineering, LLC
Client Project ID: Enfield

ESS Laboratory Work Order: 25I0734

Quality Control Data

Analyte	Result	MRL	Units	Spike Level	Source Result	%REC	%REC Limits	RPD	RPD Limit	Qualifier
				Volatile Organics						
Batch DI51829 - 5030B										
Xylene O	ND	1.0	ug/L							
Xylene P,M	ND	2.0	ug/L							
Surrogate: 1,2-Dichloroethane-d4	*26.6*		ug/L	*25.00*		*106*	*70-130*			
Surrogate: 4-Bromofluorobenzene	*22.8*		ug/L	*25.00*		*91*	*70-130*			
Surrogate: Dibromofluoromethane	*24.5*		ug/L	*25.00*		*98*	*70-130*			
Surrogate: Toluene-d8	*25.5*		ug/L	*25.00*		*102*	*70-130*			
LCS										
1,1,1,2-Tetrachloroethane	10.7	1.0	ug/L	10.00		107	70-130			
1,1,1-Trichloroethane	9.5	1.0	ug/L	10.00		95	70-130			
1,1,2,2-Tetrachloroethane	10.2	0.5	ug/L	10.00		102	40-160			
1,1,2-Trichloro-1,2,2-trifluoroethane	10.9	1.0	ug/L	10.00		109	70-130			
1,1,2-Trichloroethane	10.4	1.0	ug/L	10.00		104	70-130			
1,1-Dichloroethane	9.5	1.0	ug/L	10.00		95	70-130			
1,1-Dichloroethene	9.0	1.0	ug/L	10.00		90	70-130			
1,1-Dichloropropene	10.1	2.0	ug/L	10.00		101	70-130			
1,2,3-Trichlorobenzene	10.9	1.0	ug/L	10.00		109	70-130			
1,2,3-Trichloropropane	10.0	1.0	ug/L	10.00		100	70-130			
1,2,4-Trichlorobenzene	10.7	1.0	ug/L	10.00		107	70-130			
1,2,4-Trimethylbenzene	10.9	1.0	ug/L	10.00		109	70-130			
1,2-Dibromo-3-Chloropropane	9.5	5.0	ug/L	10.00		95	70-130			
1,2-Dibromoethane	10.3	1.0	ug/L	10.00		103	70-130			
1,2-Dichlorobenzene	10.2	1.0	ug/L	10.00		102	70-130			
1,2-Dichloroethane	9.8	1.0	ug/L	10.00		98	70-130			
1,2-Dichloropropane	10.1	1.0	ug/L	10.00		101	70-130			
1,3,5-Trimethylbenzene	10.9	1.0	ug/L	10.00		109	70-130			
1,3-Dichlorobenzene	10.0	1.0	ug/L	10.00		100	70-130			
1,3-Dichloropropane	10.1	1.0	ug/L	10.00		101	70-130			
1,4-Dichlorobenzene	10.0	1.0	ug/L	10.00		100	70-130			
2,2-Dichloropropane	9.6	1.0	ug/L	10.00		96	70-130			
2-Butanone	68.1	10.0	ug/L	50.00		136	40-160			
2-Chlorotoluene	10.4	1.0	ug/L	10.00		104	70-130			
2-Hexanone	75.4	10.0	ug/L	50.00		151	40-160			
4-Chlorotoluene	10.3	1.0	ug/L	10.00		103	70-130			
4-Isopropyltoluene	10.2	1.0	ug/L	10.00		102	70-130			
4-Methyl-2-Pentanone	48.2	10.0	ug/L	50.00		96	40-160			
Acetone	77.9	10.0	ug/L	50.00		156	40-160			
Acrylonitrile	9.6	5.0	ug/L	10.00		96	70-130			
Benzene	9.2	1.0	ug/L	10.00		92	70-130			
Bromobenzene	10.1	2.0	ug/L	10.00		101	70-130			
Bromochloromethane	9.6	1.0	ug/L	10.00		96	70-130			
Bromodichloromethane	10.0	0.6	ug/L	10.00		100	70-130			
Bromoform	9.7	1.0	ug/L	10.00		97	40-160			
Bromomethane	8.8	2.0	ug/L	10.00		88	40-160			
Carbon Disulfide	10.6	1.0	ug/L	10.00		106	70-130			
Carbon Tetrachloride	9.4	1.0	ug/L	10.00		94	70-130			

eurofins | Environment Testing
ESS Laboratory

CERTIFICATE OF ANALYSIS

Client Name: Lightship Engineering, LLC
Client Project ID: Enfield

ESS Laboratory Work Order: 25I0734

Quality Control Data

Analyte	Result	MRL	Units	Spike Level	Source Result	%REC	%REC Limits	RPD	RPD Limit	Qualifier
				Volatile Organics						
Batch DI51829 - 5030B										
Chlorobenzene	9.7	1.0	ug/L	10.00		97	70-130			
Chloroethane	9.1	2.0	ug/L	10.00		91	40-160			
Chloroform	9.4	1.0	ug/L	10.00		94	70-130			
Chloromethane	9.7	2.0	ug/L	10.00		97	40-160			
cis-1,2-Dichloroethene	9.5	1.0	ug/L	10.00		95	70-130			
cis-1,3-Dichloropropene	10.7	0.4	ug/L	10.00		107	40-160			
Dibromochloromethane	10.6	1.0	ug/L	10.00		106	40-160			
Dibromomethane	9.3	1.0	ug/L	10.00		93	70-130			
Dichlorodifluoromethane	8.1	2.0	ug/L	10.00		81	40-160			
Diethyl Ether	10.1	1.0	ug/L	10.00		101	70-130			
Di-isopropyl ether	10.6	1.0	ug/L	10.00		106	70-130			
Ethyl tertiary-butyl ether	10.6	1.0	ug/L	10.00		106	70-130			
Ethylbenzene	9.8	1.0	ug/L	10.00		98	70-130			
Hexachlorobutadiene	11.1	0.6	ug/L	10.00		111	40-160			
Hexachloroethane	10.2	1.0	ug/L	10.00		102	70-130			
Isopropylbenzene	10.6	1.0	ug/L	10.00		106	70-130			
Methyl tert-Butyl Ether	10.4	1.0	ug/L	10.00		104	70-130			
Methylene Chloride	8.5	2.0	ug/L	10.00		85	70-130			
Naphthalene	10.0	1.0	ug/L	10.00		100	40-160			
n-Butylbenzene	10.9	1.0	ug/L	10.00		109	70-130			
n-Propylbenzene	10.6	1.0	ug/L	10.00		106	70-130			
sec-Butylbenzene	9.6	1.0	ug/L	10.00		96	70-130			
Styrene	10.1	1.0	ug/L	10.00		101	40-160			
tert-Butylbenzene	10.7	1.0	ug/L	10.00		107	70-130			
Tertiary-amyl methyl ether	10.8	1.0	ug/L	10.00		108	70-130			
Tetrachloroethene	9.9	1.0	ug/L	10.00		99	70-130			
Tetrahydrofuran	10.3	5.0	ug/L	10.00		103	70-130			
Toluene	9.5	1.0	ug/L	10.00		95	70-130			
trans-1,2-Dichloroethene	9.2	1.0	ug/L	10.00		92	70-130			
trans-1,3-Dichloropropene	9.8	0.4	ug/L	10.00		98	70-130			
Trans-1,4-Dichloro-2-Butene	8.3	5.0	ug/L	10.00		83	70-130			
Trichloroethene	10.0	1.0	ug/L	10.00		100	70-130			
Trichlorofluoromethane	9.7	1.0	ug/L	10.00		97	40-160			
Vinyl Chloride	8.9	1.0	ug/L	10.00		89	70-130			
Xylene O	10.0	1.0	ug/L	10.00		100	70-130			
Xylene P,M	20.4	2.0	ug/L	20.00		102	70-130			
Surrogate: 1,2-Dichloroethane-d4	*24.2*		ug/L	*25.00*		*97*	*70-130*			
Surrogate: 4-Bromofluorobenzene	*25.1*		ug/L	*25.00*		*100*	*70-130*			
Surrogate: Dibromofluoromethane	*24.6*		ug/L	*25.00*		*98*	*70-130*			
Surrogate: Toluene-d8	*25.0*		ug/L	*25.00*		*100*	*70-130*			
LCS Dup										
1,1,1,2-Tetrachloroethane	10.7	1.0	ug/L	10.00		107	70-130	0.2	20	
1,1,1-Trichloroethane	9.7	1.0	ug/L	10.00		97	70-130	2	20	
1,1,2,2-Tetrachloroethane	10.2	0.5	ug/L	10.00		102	40-160	0	20	
1,1,2-Trichloro-1,2,2-trifluoroethane	10.9	1.0	ug/L	10.00		109	70-130	0.4	20	

eurofins | Environment Testing
ESS Laboratory

CERTIFICATE OF ANALYSIS

Client Name: Lightship Engineering, LLC
Client Project ID: Enfield

ESS Laboratory Work Order: 25I0734

Quality Control Data

Analyte	Result	MRL	Units	Spike Level	Source Result	%REC	%REC Limits	RPD	RPD Limit	Qualifier
Volatile Organics										
Batch DI51829 - 5030B										
1,1,2-Trichloroethane	10.6	1.0	ug/L	10.00		106	70-130	2	20	
1,1-Dichloroethane	9.5	1.0	ug/L	10.00		95	70-130	0.4	20	
1,1-Dichloroethene	9.6	1.0	ug/L	10.00		96	70-130	6	20	
1,1-Dichloropropene	10.1	2.0	ug/L	10.00		101	70-130	0.7	20	
1,2,3-Trichlorobenzene	10.6	1.0	ug/L	10.00		106	70-130	3	20	
1,2,3-Trichloropropane	9.8	1.0	ug/L	10.00		98	70-130	2	20	
1,2,4-Trichlorobenzene	10.6	1.0	ug/L	10.00		106	70-130	1	20	
1,2,4-Trimethylbenzene	10.9	1.0	ug/L	10.00		109	70-130	0.5	20	
1,2-Dibromo-3-Chloropropane	9.6	5.0	ug/L	10.00		96	70-130	0.9	20	
1,2-Dibromoethane	10.1	1.0	ug/L	10.00		101	70-130	2	20	
1,2-Dichlorobenzene	10.1	1.0	ug/L	10.00		101	70-130	1	20	
1,2-Dichloroethane	9.8	1.0	ug/L	10.00		98	70-130	0.3	20	
1,2-Dichloropropane	10.1	1.0	ug/L	10.00		101	70-130	0.1	20	
1,3,5-Trimethylbenzene	10.9	1.0	ug/L	10.00		109	70-130	0.4	20	
1,3-Dichlorobenzene	9.9	1.0	ug/L	10.00		99	70-130	0.6	20	
1,3-Dichloropropane	10.1	1.0	ug/L	10.00		101	70-130	0.5	20	
1,4-Dichlorobenzene	10.0	1.0	ug/L	10.00		100	70-130	0.2	20	
2,2-Dichloropropane	9.5	1.0	ug/L	10.00		95	70-130	0.8	20	
2-Butanone	68.7	10.0	ug/L	50.00		137	40-160	0.8	20	
2-Chlorotoluene	10.4	1.0	ug/L	10.00		104	70-130	0.3	20	
2-Hexanone	74.0	10.0	ug/L	50.00		148	40-160	2	20	
4-Chlorotoluene	10.4	1.0	ug/L	10.00		104	70-130	0.1	20	
4-Isopropyltoluene	10.2	1.0	ug/L	10.00		102	70-130	0	20	
4-Methyl-2-Pentanone	49.4	10.0	ug/L	50.00		99	40-160	2	20	
Acetone	79.8	10.0	ug/L	50.00		160	40-160	2	20	
Acrylonitrile	9.6	5.0	ug/L	10.00		96	70-130	0.5	20	
Benzene	9.3	1.0	ug/L	10.00		93	70-130	1	20	
Bromobenzene	10.1	2.0	ug/L	10.00		101	70-130	0.5	20	
Bromochloromethane	9.5	1.0	ug/L	10.00		95	70-130	1	20	
Bromodichloromethane	9.9	0.6	ug/L	10.00		99	70-130	0.1	20	
Bromoform	9.9	1.0	ug/L	10.00		99	40-160	2	20	
Bromomethane	8.7	2.0	ug/L	10.00		87	40-160	2	20	
Carbon Disulfide	10.5	1.0	ug/L	10.00		105	70-130	1	20	
Carbon Tetrachloride	9.5	1.0	ug/L	10.00		95	70-130	2	20	
Chlorobenzene	9.6	1.0	ug/L	10.00		96	70-130	1	20	
Chloroethane	9.2	2.0	ug/L	10.00		92	40-160	1	20	
Chloroform	9.4	1.0	ug/L	10.00		94	70-130	0.9	20	
Chloromethane	9.8	2.0	ug/L	10.00		98	40-160	1	20	
cis-1,2-Dichloroethene	9.7	1.0	ug/L	10.00		97	70-130	2	20	
cis-1,3-Dichloropropene	10.9	0.4	ug/L	10.00		109	40-160	1	20	
Dibromochloromethane	10.6	1.0	ug/L	10.00		106	40-160	0.3	20	
Dibromomethane	9.3	1.0	ug/L	10.00		93	70-130	0.2	20	
Dichlorodifluoromethane	8.1	2.0	ug/L	10.00		81	40-160	0	20	
Diethyl Ether	10.5	1.0	ug/L	10.00		105	70-130	4	20	
Di-isopropyl ether	10.8	1.0	ug/L	10.00		108	70-130	1	20	
Ethyl tertiary-butyl ether	10.7	1.0	ug/L	10.00		107	70-130	0.8	20	

eurofins | Environment Testing
ESS Laboratory

CERTIFICATE OF ANALYSIS

Client Name: Lightship Engineering, LLC
Client Project ID: Enfield

ESS Laboratory Work Order: 25I0734

Quality Control Data

Analyte	Result	MRL	Units	Spike Level	Source Result	%REC	%REC Limits	RPD	RPD Limit	Qualifier
Volatile Organics										
Batch DI51829 - 5030B										
Ethylbenzene	9.8	1.0	ug/L	10.00		98	70-130	0.4	20	
Hexachlorobutadiene	10.7	0.6	ug/L	10.00		107	40-160	4	20	
Hexachloroethane	10.1	1.0	ug/L	10.00		101	70-130	1	20	
Isopropylbenzene	10.5	1.0	ug/L	10.00		105	70-130	0.5	20	
Methyl tert-Butyl Ether	10.5	1.0	ug/L	10.00		105	70-130	1	20	
Methylene Chloride	9.2	2.0	ug/L	10.00		92	70-130	9	20	
Naphthalene	9.8	1.0	ug/L	10.00		98	40-160	2	20	
n-Butylbenzene	10.9	1.0	ug/L	10.00		109	70-130	0.5	20	
n-Propylbenzene	10.6	1.0	ug/L	10.00		106	70-130	0.6	20	
sec-Butylbenzene	9.6	1.0	ug/L	10.00		96	70-130	0.5	20	
Styrene	10.1	1.0	ug/L	10.00		101	40-160	0.2	20	
tert-Butylbenzene	10.7	1.0	ug/L	10.00		107	70-130	0.3	20	
Tertiary-amyl methyl ether	10.9	1.0	ug/L	10.00		109	70-130	0.9	20	
Tetrachloroethene	10.0	1.0	ug/L	10.00		100	70-130	0.9	20	
Tetrahydrofuran	9.8	5.0	ug/L	10.00		98	70-130	6	20	
Toluene	9.6	1.0	ug/L	10.00		96	70-130	0.6	20	
trans-1,2-Dichloroethene	10.0	1.0	ug/L	10.00		100	70-130	8	20	
trans-1,3-Dichloropropene	10.0	0.4	ug/L	10.00		100	70-130	2	20	
Trans-1,4-Dichloro-2-Butene	8.1	5.0	ug/L	10.00		81	70-130	3	20	
Trichloroethene	9.8	1.0	ug/L	10.00		98	70-130	2	20	
Trichlorofluoromethane	9.8	1.0	ug/L	10.00		98	40-160	0.8	20	
Vinyl Chloride	8.9	1.0	ug/L	10.00		89	70-130	0.4	20	
Xylene O	10.0	1.0	ug/L	10.00		100	70-130	0	20	
Xylene P,M	20.3	2.0	ug/L	20.00		102	70-130	0.4	20	
Surrogate: 1,2-Dichloroethane-d4	*24.4*		ug/L	*25.00*		*98*	*70-130*			
Surrogate: 4-Bromofluorobenzene	*24.7*		ug/L	*25.00*		*99*	*70-130*			
Surrogate: Dibromofluoromethane	*25.0*		ug/L	*25.00*		*100*	*70-130*			
Surrogate: Toluene-d8	*24.4*		ug/L	*25.00*		*98*	*70-130*			
8270D(SIM) Polynuclear Aromatic Hydrocarbons										
Batch DI51904 - 3510C										
Blank										
2-Methylnaphthalene	0.46	0.20	ug/L							
Acenaphthene	ND	0.20	ug/L							
Acenaphthylene	ND	0.20	ug/L							
Anthracene	ND	0.20	ug/L							
Benzo(a)anthracene	ND	0.05	ug/L							
Benzo(a)pyrene	ND	0.05	ug/L							
Benzo(b)fluoranthene	ND	0.05	ug/L							
Benzo(g,h,i)perylene	ND	0.20	ug/L							
Benzo(k)fluoranthene	ND	0.05	ug/L							
Chrysene	ND	0.05	ug/L							
Dibenzo(a,h)Anthracene	ND	0.05	ug/L							
Fluoranthene	ND	0.20	ug/L							

eurofins | Environment Testing ESS Laboratory

CERTIFICATE OF ANALYSIS

Client Name: Lightship Engineering, LLC
Client Project ID: Enfield

ESS Laboratory Work Order: 25I0734

Quality Control Data

Analyte	Result	MRL	Units	Spike Level	Source Result	%REC	%REC Limits	RPD	RPD Limit	Qualifier
8270D(SIM) Polynuclear Aromatic Hydrocarbons										
Batch DI51904 - 3510C										
Fluorene	ND	0.20	ug/L							
Indeno(1,2,3-cd)Pyrene	ND	0.05	ug/L							
Naphthalene	2.66	0.20	ug/L							
Phenanthrene	0.07	0.05	ug/L							
Pyrene	ND	0.20	ug/L							
Surrogate: 1,2-Dichlorobenzene-d4	*1.42*		ug/L	*2.500*		*57*	*30-130*			
Surrogate: 2-Fluorobiphenyl	*1.73*		ug/L	*2.500*		*69*	*30-130*			
Surrogate: Nitrobenzene-d5	*2.37*		ug/L	*2.500*		*95*	*30-130*			
Surrogate: p-Terphenyl-d14	*1.52*		ug/L	*2.500*		*61*	*30-130*			
LCS										
2-Methylnaphthalene	4.10	0.20	ug/L	5.000		82	40-140			
Acenaphthene	3.92	0.20	ug/L	5.000		78	40-140			
Acenaphthylene	3.85	0.20	ug/L	5.000		77	40-140			
Anthracene	3.61	0.20	ug/L	5.000		72	40-140			
Benzo(a)anthracene	2.49	0.05	ug/L	5.000		50	40-140			
Benzo(a)pyrene	2.59	0.05	ug/L	5.000		52	40-140			
Benzo(b)fluoranthene	2.38	0.05	ug/L	5.000		48	40-140			
Benzo(g,h,i)perylene	2.66	0.20	ug/L	5.000		53	40-140			
Benzo(k)fluoranthene	2.10	0.05	ug/L	5.000		42	40-140			
Chrysene	2.35	0.05	ug/L	5.000		47	40-140			
Dibenzo(a,h)Anthracene	2.56	0.05	ug/L	5.000		51	40-140			
Fluoranthene	3.83	0.20	ug/L	5.000		77	40-140			
Fluorene	4.17	0.20	ug/L	5.000		83	40-140			
Indeno(1,2,3-cd)Pyrene	2.53	0.05	ug/L	5.000		51	40-140			
Naphthalene	3.12	0.20	ug/L	5.000		62	40-140			
Phenanthrene	3.94	0.05	ug/L	5.000		79	40-140			
Pyrene	3.39	0.20	ug/L	5.000		68	40-140			
Surrogate: 1,2-Dichlorobenzene-d4	*1.41*		ug/L	*2.500*		*56*	*30-130*			
Surrogate: 2-Fluorobiphenyl	*1.82*		ug/L	*2.500*		*73*	*30-130*			
Surrogate: Nitrobenzene-d5	*2.52*		ug/L	*2.500*		*101*	*30-130*			
Surrogate: p-Terphenyl-d14	*2.12*		ug/L	*2.500*		*85*	*30-130*			
LCS										
2-Methylnaphthalene	8.59	0.20	ug/L	10.00		86	40-140			
Acenaphthene	7.95	0.20	ug/L	10.00		80	40-140			
Acenaphthylene	8.06	0.20	ug/L	10.00		81	40-140			
Anthracene	6.26	0.20	ug/L	10.00		63	40-140			
Benzo(a)anthracene	5.11	0.05	ug/L	10.00		51	40-140			
Benzo(a)pyrene	5.33	0.05	ug/L	10.00		53	40-140			
Benzo(b)fluoranthene	4.36	0.05	ug/L	10.00		44	40-140			
Benzo(g,h,i)perylene	5.20	0.20	ug/L	10.00		52	40-140			
Benzo(k)fluoranthene	4.52	0.05	ug/L	10.00		45	40-140			
Chrysene	4.86	0.05	ug/L	10.00		49	40-140			
Dibenzo(a,h)Anthracene	5.52	0.05	ug/L	10.00		55	40-140			
Fluoranthene	6.87	0.20	ug/L	10.00		69	40-140			

eurofins | Environment Testing
ESS Laboratory

CERTIFICATE OF ANALYSIS

Client Name: Lightship Engineering, LLC
Client Project ID: Enfield

ESS Laboratory Work Order: 25I0734

Quality Control Data

Analyte	Result	MRL	Units	Spike Level	Source Result	%REC	%REC Limits	RPD	RPD Limit	Qualifier
8270D(SIM) Polynuclear Aromatic Hydrocarbons										
Batch DI51904 - 3510C										
Fluorene	8.62	0.20	ug/L	10.00		86	40-140			
Indeno(1,2,3-cd)Pyrene	5.37	0.05	ug/L	10.00		54	40-140			
Naphthalene	6.88	0.20	ug/L	10.00		69	40-140			
Phenanthrene	7.56	0.05	ug/L	10.00		76	40-140			
Pyrene	6.12	0.20	ug/L	10.00		61	40-140			
Surrogate: 1,2-Dichlorobenzene-d4	*1.25*		ug/L	*2.500*		*50*	*30-130*			
Surrogate: 2-Fluorobiphenyl	*1.63*		ug/L	*2.500*		*65*	*30-130*			
Surrogate: Nitrobenzene-d5	*2.18*		ug/L	*2.500*		*87*	*30-130*			
Surrogate: p-Terphenyl-d14	*1.85*		ug/L	*2.500*		*74*	*30-130*			

eurofins | Environment Testing
ESS Laboratory

CERTIFICATE OF ANALYSIS

Client Name: Lightship Engineering, LLC
Client Project ID: Enfield ESS Laboratory Work Order: 25I0734

Notes and Definitions

U	Analyte included in the analysis, but not detected
Q	Calibration required quadratic regression (Q).
D	Diluted.
CD+	Continuing Calibration %Diff/Drift is above control limit (CD+).
B-	Blank Spike recovery is below lower control limit (B-).
B	Present in Method Blank (B).
ND	Analyte NOT DETECTED at or above the MRL (LOQ), LOD for DoD Reports, MDL for J-Flagged Analytes
dry	Sample results reported on a dry weight basis
RPD	Relative Percent Difference
MDL	Method Detection Limit
MRL	Method Reporting Limit
LOD	Limit of Detection
LOQ	Limit of Quantitation
DL	Detection Limit
I/V	Initial Volume
F/V	Final Volume
§	Subcontracted analysis; see attached report
1	Range result excludes concentrations of surrogates and/or internal standards eluting in that range.
2	Range result excludes concentrations of target analytes eluting in that range.
3	Range result excludes the concentration of the C9-C10 aromatic range.
Avg	Results reported as a mathematical average.
NR	No Recovery
[CALC]	Calculated Analyte
SUB	Subcontracted analysis; see attached report
RL	Reporting Limit
EDL	Estimated Detection Limit
MF	Membrane Filtration
MPN	Most Probable Number
TNTC	Too numerous to Count
CFU	Colony Forming Units

eurofins | Environment Testing
ESS Laboratory

CERTIFICATE OF ANALYSIS

Client Name: Lightship Engineering, LLC
Client Project ID: Enfield

ESS Laboratory Work Order: 25I0734

ESS Laboratory Certifications and Accreditations

Environmental

Rhode Island Potable and Non Potable Water: LAI00179
http://www.health.ri.gov/find/labs/analytical/ESS.pdf

Connecticut Potable and Non Potable Water, Solid and Hazardous Waste: PH-0750
http://www.ct.gov/dph/lib/dph/environmental_health/environmental_laboratories/pdf/OutofStateCommercialLaboratories.pdf

Maine Potable and Non Potable Water, and Solid and Hazardous Waste: RI00002
http://www.maine.gov/dhhs/mecdc/environmental-health/dwp/partners/labCert.shtml

Massachusetts Potable and Non Potable Water: M-RI002
http://public.dep.state.ma.us/Labcert/Labcert.aspx

New Hampshire (NELAP accredited) Potable and Non Potable Water, Solid and Hazardous Waste: 2424
http://des.nh.gov/organization/divisions/water/dwgb/nhelap/index.htm

New York (NELAP accredited) Non Potable Water, Solid and Hazardous Waste: 11313
http://www.wadsworth.org/labcert/elap/comm.html

New Jersey (NELAP accredited) Non Potable Water, Solid and Hazardous Waste: RI006
http://datamine2.state.nj.us/DEP_OPRA/OpraMain/pi_main?mode=pi_by_site&sort_order=PI_NAMEA&Select+a+Site:=58715

Pennsylvania: 68-01752
http://www.dep.pa.gov/Business/OtherPrograms/Labs/Pages/Laboratory-Accreditation-Program.aspx

ESS Laboratory Sample and Cooler Receipt Checklist

Client: Lightship Engineering, LLC - TB

Shipped/Delivered Via: ESS Courier

ESS Project ID: 25I0734
Date Received: 9/17/2025
Project Due Date: 9/24/2025
Days for Project: 5 Day

1. Air bill manifest present? No
   Air No.: NA
2. Were custody seals present? No
3. Is radiation count <100 CPM? Yes
4. Is a Cooler Present? Yes
   Temp (°C): 4.7 Iced with: Ice
5. Was COC signed and dated by client? Yes
6. Does COC match bottles? Yes
7. Is COC complete and correct? Yes
8. Were samples received intact? Yes
9. **Were labs informed about short holds & rushes?** Yes / No / NA
10. Were any analyses received outside of hold time? Yes / No

11. Any Subcontracting needed? Yes / No
    ESS Sample IDs:
    Analysis:
    TAT:
12. Were VOAs received? Yes / No
    a. Air bubbles in aqueous VOAs? Yes / No
    b. Does methanol cover soil completely? Yes / No / NA

13. Are the samples properly preserved? Yes / No
    a. If metals preserved upon receipt: Date: Time: By/Acid Lot#:
    b. If dissolved metals are requested, are they: Field Filtered To Be Lab Filtered
    c. Low Level VOA vials frozen: Date: Time: By:

Sample Receiving Notes:

14. Was there a need to contact Project Manager? Yes / No
    a. Was there a need to contact the client? Yes / No
    Who was contacted? Date: Time: By:

Resolution:

Sample Number	Container ID	Proper Container	Air Bubbles Present	Sufficient Volume	Container Type	Preservative	Record pH (Cyanide and 608 Pesticides)
1	707700	Yes	N/A	Yes	1L Amber	NP	
1	707701	Yes	N/A	Yes	1L Amber	NP	
1	707712	Yes	N/A	Yes	250 mL Poly	HNO3	
1	707718	Yes	No	Yes	VOA Vial	HCl	
1	707719	Yes	No	Yes	VOA Vial	HCl	
1	707720	Yes	No	Yes	VOA Vial	HCl	
2	707702	Yes	N/A	Yes	1L Amber	NP	
2	707703	Yes	N/A	Yes	1L Amber	NP	
2	707713	Yes	N/A	Yes	250 mL Poly	HNO3	
2	707721	Yes	No	Yes	VOA Vial	HCl	
2	707722	Yes	No	Yes	VOA Vial	HCl	
2	707723	Yes	No	Yes	VOA Vial	HCl	
3	707704	Yes	N/A	Yes	1L Amber	NP	
3	707705	Yes	N/A	Yes	1L Amber	NP	
3	707714	Yes	N/A	Yes	250 mL Poly	HNO3	
3	707724	Yes	No	Yes	VOA Vial	HCl	
3	707725	Yes	No	Yes	VOA Vial	HCl	
3	707726	Yes	No	Yes	VOA Vial	HCl	
4	707706	Yes	N/A	Yes	1L Amber	NP	
4	707707	Yes	N/A	Yes	1L Amber	NP	

ESS Laboratory Sample and Cooler Receipt Checklist

Client: Lightship Engineering, LLC - TB

ESS Project ID: 25I0734
Date Received: 9/17/2025

4	707715	Yes	N/A	Yes	250 mL Poly	HNO3
4	707727	Yes	No	Yes	VOA Vial	HCl
4	707728	Yes	No	Yes	VOA Vial	HCl
4	707729	Yes	No	Yes	VOA Vial	HCl
5	707708	Yes	N/A	Yes	1L Amber	NP
5	707709	Yes	N/A	Yes	1L Amber	NP
5	707716	Yes	N/A	Yes	250 mL Poly	HNO3
5	707730	Yes	No	Yes	VOA Vial	HCl
5	707731	Yes	No	Yes	VOA Vial	HCl
5	707732	Yes	No	Yes	VOA Vial	HCl
6	707710	Yes	N/A	Yes	1L Amber	NP
6	707711	Yes	N/A	Yes	1L Amber	NP
6	707717	Yes	N/A	Yes	250 mL Poly	HNO3
6	707733	Yes	No	Yes	VOA Vial	HCl
6	707734	Yes	No	Yes	VOA Vial	HCl
6	707735	Yes	No	Yes	VOA Vial	HCl

2nd Review

Initials: CH

Were all containers scanned into storage/lab? Yes / No
Are barcode labels on correct containers? Yes / No / NA
Are all Flashpoint stickers attached/container ID # circled? Yes / No / NA
Are all Hex Chrome stickers attached? Yes / No / NA
Are all QC stickers attached? Yes / No / NA
Are VOA stickers attached if bubbles noted? Yes / No / NA

Completed By: _____ Date & Time: 9/17/25 1000

Reviewed By: _____ Date & Time: 9/18/25 11:49

ESS LABORATORY
185 Frances Avenue
Cranston, RI 02921
Phone: 401-461-7181
[redacted]
www.esslaboratory.com

CHAIN OF CUSTODY

ESS Lab # 25i0734 | Page 1 of 1

Turn Time: ☐ >5 ☒ 5 ☐ 4 ☐ 3 ☐ 2 ☐ 1 ☐ Same Day
Regulatory State: Criteria:
Is this project for any of the following?:
☒ CT RCP ☐ MA MCP ☐ RGP ☐ Permit ☐ 401 WQ

ELECTRONIC DELIVERABLES (Final Reports are PDF)
☒ Limit Checker ☐ State Forms ☐ EQuIS
☒ Excel ☐ Hard Copy ☐ Enviro Data
☐ CLP-Like Package ☐ Other (Specify) →

CLIENT INFORMATION

Client: Lighthip Engineering
Address: 6 Beaver Pond Suite 207
Plymouth MA 02360
Phone: 508 830 3344
Email Distribution List:
kparadise@lighthipengineering.com

PROJECT INFORMATION

Project Name: Enfield
Project Location: Enfield
Project Number: 500.101.2
Project Manager: Kevin Paradise
Bill to: Kevin Paradise
PO#: 500.101.2
Quote#:

Client acknowledges that sampling is compliant with all EPA / State regulatory programs

REQUESTED ANALYSES

ESS Lab ID	Collection Date	Collection Time	Sample Type	Sample Matrix	Sample ID	VOC	PAH	CT Metals	Total Number of Bottles
1	9/16/25	940	Grab	GW	MW-12	1	1	1	6
2		1055			RW-4	1	1	1	
3		1125			RW-5	1	1	1	
4		1315			RW-3	1	1	1	
5		1340			MW-9	1	1	1	
6	↓	1440	↓	↓	MW-13	1	1	1	↓

		V	A	P	
Container Type:	AC-Air Cassette AG-Amber Glass B-BOD Bottle C-Cubitainer J-Jar O-Other P-Poly S-Sterile V-Vial	V	A	P	
Container Volume:	1-100 mL 2-2.5 gal 3-250 mL 4-300 mL 5-500 mL 6-1L 7-VOA 8-2 oz 9-4 oz 10-8 oz 11-Other*	7	3	6	36
Preservation Code:	1-Non Preserved 2-HCl 3-H2SO4 4-HNO3 5-NaOH 6-Methanol 7-Na2S2O3 8-ZnAce, NaOH 9-NH4Cl 10-DI H2O 11-Other*	2	1	4	

Sampled by: Cole Radke

Chain needs to be filled out neatly and completely for on time delivery.

Laboratory Use Only
Cooler Temperature (°C): 4.7 / 1C

Comments: * Please specify "Other" preservative and containers types in this space

All samples submitted are subject to ESS Laboratory's payment terms and conditions.

Dissolved Filtration
☐ Lab Filter

Relinquished by (Signature)	Date	Time	Received by (Signature)	Relinquished by (Signature)	Date	Time	Received by (Signature)
[signature]	9/17/25	830	[signature] 9/17/25 15:34	[signature]	9/17/25	17:10	[signature] 9/17/25 1750
Relinquished by (Signature)	Date	Time	Received by (Signature)	Relinquished by (Signature)	Date	Time	Received by (Signature)