Electronic Transmittal Form for DEEP Remediation and LUST Secure File Transfer (SFT)

DEPARTMENT OF ENERGY AND ENVIRONMENTAL PROTECTION
REMEDIATION DIVISION
LEAKING UNDERGROUND STORAGE TANK COORDINATION PROGRAM
www.ct.gov/deep

This Electronic Transmittal Form must be completed and included as the cover sheet of your electronic document when uploading a document to the Connecticut SFT website. Requirements for Transmittals through the SFT website:

- Only document types identified in the dropdown lists in Part III below may be submitted through the SFT website.
- Documents submitted through the SFT website must include all applicable figures, tables and laboratory data.
- Files must be formatted as PDF/A and use the appropriate naming convention:
  - For Remediation Filings: **REM_RemID_DocumentType_DateofDocument**
    Example: REM_1234_MonitoringReport_01-01-2001
  - For LUST Filings: **LUST_SiteAddress_Town_AbbreviationForDocumentType_DateofDocument**
    Example: LUST_1MainStreet_Hartford_ESA_01-01-2001
    Note: For "AbbreviationForDocumentType" use appropriate abbreviation at Transmittal of Documents

Part I: Primary Recipient*: Remediation Program (* required)

For Remediation documents:	For LUST documents:
Primary Program*: Voluntary Remediation	UST Facility ID: (if applicable)
Rem ID*: 12390	Spill Case Number: (if known)

Part II: Site Information

Site Name*: Rockville Former Manufactured Gas Plant
Site Address*: 13 Maple Street
City/Town*: Rockville, Vernon State: CT Zip Code: 06066

Secondary Programs (complete as many as applicable for this document):

Program: Significant Environmental Hazard	Project ID: 13641
Program: Select Secondary Program	Project ID:
Program: Select Secondary Program	Project ID:
Program: Select Secondary Program	Project ID:

Provide Project ID for each secondary program if it is known.
Each program has a unique ID (i.e. Rem ID, Spill Case #, UST Facility ID, etc.)

Part III: Document Information (document type required for appropriate program[s] only)

Remediation*: Annual Report
LUST*: LUST Document Type
Date of Document*: 12/29/2021 Version: Final

Part IV: Submitter Information

Name*: James T. Olsen, PG, LEP
E-mail*: JTOlsen@tighebond.com
Name of company/business this document is being submitted on behalf of: *
The Connecticut Light & Power Co. dba Eversource



Rockville Former Manufactured Gas Plant
13 Maple Street
Rockville, Vernon, CT

2021 Voluntary Remediation Program Annual Report

Prepared For:

The Connecticut Light and Power Company dba Eversource Energy

December 2021

Tighe&Bond

14-5042-024
December 29, 2021

Mr. Kevin Neary, Supervising Environmental Analyst
Remediation Division
Bureau of Water Protection and Land Reuse
Connecticut Department of Energy and Environmental Protection
79 Elm Street
Hartford, CT 06106-5127

Re: **2021 Annual Report**
Rockville Former Manufactured Gas Plant
Rockville, Vernon, Connecticut
REM ID No. 12390

Dear Mr. Neary:

Tighe & Bond, Inc. (Tighe & Bond), on behalf of The Connecticut Light and Power Company (CL&P) dba Eversource Energy (Eversource), submits to Connecticut Department of Energy and Environmental Protection (CTDEEP) the 2021 Annual Report for the investigation and remediation activities performed at the Rockville Former Manufactured Gas Plant (MGP) located in the Rockville section of Vernon, Connecticut (the Site). The Site location is provided in Figure 1. This Report provides the annual update as required for the Voluntary Remediation Program (VRP).

The following 2021 Annual Report includes a brief summary of Site background; activities completed during 2021, a summary of remaining Phase III ESA data gaps, and an updated VRP schedule.

If you have any questions or comments, please contact Jim Olsen, PG, LEP at 860-704-4761 or at JTOlsen@tighebond.com or Richard Gille, LEP at 860-852-5206 or at RGille@tighebond.com.

Very truly yours,
TIGHE & BOND, INC.

James T. Olsen, PG, LEP
Vice President

Richard T. Gille, LEP
Project Manager

Table of Contents

Tighe&Bond

Cover Letter

Section 1 Background

1.1 Site History and Description 1-1
1.2 Regulatory Criteria 1-2
1.2.1 Soil Criteria 1-3
1.2.2 Groundwater Criteria 1-5
1.2.3 Additional Polluting Substances 1-6
1.3 Areas of Concern (AOCs) 1-6
1.4 Significant Environmental Hazard (SEH) Reporting 1-7
1.5 2020/2021 Phase III Data Gaps 1-8

Section 2 2021 Site Activities

2.1 Supplemental Phase III ESA 2-1
2.2 Screening Level Ecological Risk Assessment (SLERA) 2-1
2.3 Utility Conduit Duct Bank Installation 2-2
2.3.1 In-Situ Soil Sampling 2-2
2.3.2 Construction Oversight and Sampling 2-4
2.3.3 MW-10 Cluster Damages and Repairs 2-5
2.3.4 Waste Disposal 2-5

Section 3 Conceptual Site Model (CSM)

Section 4 Voluntary Remediation Program (VRP) Schedule

Appendices

Appendix A Figures

Figure 1: Site Location Map
Figure 2: Current Site Conditions and Historic Structures
Figure 3: Area Groundwater Classification
Figure 4: Areas of Concern (AOCs)
Figure 5: Significant Environmental Hazard (SEH) Investigation Sample Locations
Figure 6: Sample Location Summary
Figure 7: Utility Conduit Sampling Locations

Appendix B Tables

Table 1: Areas of Concern (AOCs)/Site Conceptual Model (CSM) Summary
Table 2: Summary of Soil Pre-Characterization Analytical Data

Table 3: Summary of OSS-4 SEH Delineation Analytical Data
Table 4: Summary of OSS-4 SEH Delineation Analytical Data

Appendix C Laboratory Analytical Data (soil and concrete)

Section 1
Background

The Connecticut Light and Power Company (CL&P) dba Eversource Energy (Eversource) entered the Rockville Former Manufactured Gas Plant (MGP) site located at 13 Maple Street in Rockville, Vernon, Connecticut (the "Site") into the Voluntary Remediation Program (VRP), pursuant to Connecticut General Statutes (CGS) 22a-133x, on September 2, 2015 by submitting an Environmental Condition Assessment Form (ECAF) and fee to the Connecticut Department of Energy and Environmental Protection (CTDEEP). The Site is designated a Licensed Environmental Professional (LEP)-lead site.

Eversource assigned the LEP verification of the Rockville Former MGP Site to Tighe & Bond of Middletown, Connecticut. The LEP of record for this project is:

James T. Olsen, LEP (#178)
Tighe & Bond, Inc.,
213 Court Street, Suite 1100
Middletown, CT 06457

1.1 Site History and Description

The Site is located at 13 Maple Street on a 3.43-acre parcel at the northwest corner of the intersection of West Main Street and Maple Street. The Site location is depicted on Figure 1 in Appendix A. The MGP operated from 1863 until the mid-1930s when gas production ceased. The footprint of the former MGP structures are shown in light blue outline on Figure 2. The former MGP was acquired by CL&P in 1935 and later converted to use as an electrical substation and natural gas regulator station, as it remains today.

The former MGP occupied the central and eastern portion of the Site. The Site is bounded by the St. Joseph's Church parking lot and residential properties to the north, Maple Street and residential properties to the east, West Main Street to the south, and residential properties with frontage on West Street/State Route 527 to the west. The Hockanum River transverses the southern portion of the Site from the southeastern corner at West Main Street westward to West Street. A tributary to the Hockanum River flows westward that originates from a plastic stormwater outfall and masonry outfall at Maple Street adjacent to entrance to the Site. A stormwater outfall for roadway drainage is located near the intersection of Maple and West Main Street.

The Site is currently developed as the Eversource Substation 14W, which is enclosed by a locked fence that limits access to authorized personnel. Figure 2 includes an aerial photograph that depicts the current layout of the Site, which includes an Inner Substation Area and Outer Substation Area. The Inner Substation Area includes the active electrical substation infrastructure including high voltage power lines, towers, transformers, and electrical control houses. Subsurface electrical power supply ducts and substation grounding grid are located beneath a crushed gravel cover inside the Inner Substation. Access to the Inner Substation is restricted by a high security fence equipped with barbed wire. Eversource requires notification prior to entry and specialized training.

The remainder of the Site is referred to as the Outer Substation Area which includes all areas outside the Inner Substation Area (Figure 2). The Outer Substation Area includes a grassed area surrounding the eastern and northern sides of the Site. A fenced area with a rectangular-shaped high-pressure gas regulator/control house is located on the western portion of the Outer Substation Area. The Hockanum River runs along the Outer Substation Area and abuts the Inner Substation Area to the south. Wooded and overgrown areas are located on the northern portion of the Site adjacent to the St. Joseph's Church paved parking lot and along the southern portion of the Site between the Hockanum River and West Main Street.

Groundwater beneath the Site and adjacent properties is classified as GB by CTDEEP which indicates that groundwater is within a historically highly urbanized area or an area of intense industrial activity and where public water supply service is available. Such groundwater may not be suitable for human consumption without treatment due to waste discharges, spills or leaks of chemicals or land use.

The area to the west of West Street/Route 527 is classified by CTDEEP as a GA groundwater area. GA areas are designated for the following: potential drinking water supply; fish and wildlife habitat; recreational use; agricultural and industrial supply and other legitimate uses including navigation. Discharges for GA classified areas are restricted to: discharges from public or private drinking water treatment systems, dredging and dewatering, emergency, and clean water discharges.

The Hockanum River is classified as a "B" surface water meaning it is suitable for recreational purposes, industrial process and cooling, and fish and wildlife habitat.

Figure 3 depicts the GA and GB classified groundwater areas in the vicinity of the Site.

1.2 Regulatory Criteria

Analytical testing results discussed in this report were compared to remediation criteria listed in the CTDEEP Remediation Standard Regulations (RSRs) (January 1996, Amended February 2020). The 2020 RSRs do not provide criteria for all substances detected at the Site. Criteria for the Additional Polluting Substances (APS) detected at the Site that are listed in the data summary tables of this report were obtained from "Table 10: DEEP Recommended Criteria Values for Common Additional Polluting Substances and Alternative Criteria Requests, dated December 10, 2015".

CTDEEP's intent in developing the RSRs was to define the following:

- Minimum remediation performance standards;
- Specific numeric clean-up criteria; and
- A process for establishing alternative site-specific standards, if warranted.

The RSRs apply to efforts to remediate contaminated soil, surface water, soil vapors, or a groundwater plume at or emanating from a release area or area of concern (AOC), provided the remedial action is required by the following:

- CGS Chapter 445 (Hazardous Waste, Section 22a-134, the CT Transfer Act), or Chapter 446K (Water Pollution Control), or CGS Section 22a-208a(C)(2); or
- Relevant subsections of CGS 22a-133 (Voluntary Clean-up) including but not limited, any such action required to be taken or verified by a LEP, except as otherwise provided in the regulations.

The Rockville Former MGP is enrolled in the VRP; as such, the RSRs apply to the assessment work conducted at the Site.

1.2.1 Soil Criteria

The CTDEEP soil remediation criteria integrates two risk-based goals: (1) the Direct Exposure Criteria (DEC) to protect human health from risks associated with direct exposure to contaminated soil; and (2) the Pollutant Mobility Criteria (PMC) to protect groundwater quality from contaminants that could potentially migrate or leach from soil to groundwater.

1.2.1.1 Direct Exposure Criteria

Specific numeric exposure criteria for a broad range of contaminants in soil have been established by the CTDEEP, based on certain exposure assumptions. The DEC apply to accessible soil to a depth of 15 feet. The DEC for substances other than polychlorinated biphenyls (PCBs) do not apply to inaccessible soil at a release area, if such inaccessible soil is less than 15 feet below the ground surface, an environmental use restriction (EUR) is in effect with respect to the subject release area. For PCBs, a maximum concentration of 10 milligrams per kilogram (mg/Kg) can remain in soils considered inaccessible. Inaccessible soil generally means polluted soil, which is the following:

- More than 4 feet below the ground surface;
- More than 2 feet below a paved surface comprised of a minimum of three inches of bituminous pavement or concrete;
- Beneath an existing building; or
- Beneath another permanent structure(s) approved by the CTDEEP Commissioner. Buildings can be constructed, and/or clean fill can be placed over contaminated soils rendering them inaccessible.

The CTDEEP has established two sets of DEC using exposure assumptions appropriate for residential land use (RES DEC) or for industrial and certain commercial land use (I/C DEC). In general, all sites are required to be remediated to the residential criteria. If the I/C land use criteria are applicable and used, an EUR notification is required in accordance with the RSRs.

The RSRs have a provision under Section 22a-133k-2(f)(2)(A) to allow for the use of an engineered control (EC) Variance for exemption from the DEC. An EC is a permanent physical structure designed to safely isolate pollutants which would otherwise not comply with the self-implementing remedial options provided in RSRs listed above. The EC is permitted to be used under certain conditions: 1) If the CTDEEP Commissioner authorized the disposal of solid waste or polluted soil; 2) soil remediation is not technically practicable; removal of such substance or substances from such release area would create an unacceptable risk to human health; or the CTDEEP Commissioner has determined, after

public input, that the cost of remediating the polluted soil is significantly greater than the cost of installing and maintaining an EC and outweighs the risk if the EC fails.

1.2.1.2 Pollutant Mobility Criteria

The PMC that apply to remediation of a site depends on the groundwater classification of the site. The purpose of these criteria is to prevent contamination to groundwater in "GA" classified areas, and to prevent unacceptable further degradation to groundwater in "GB" classified areas.

The applicable PMC for the Site is the PMC for a "GB" classified area. The PMC generally applies to all soil within the unsaturated zone, which represents the soil located from the ground surface to the seasonal high-water table in "GB" classified areas. The criteria do not apply to environmentally isolated soils that are polluted with substances other than volatile organic compounds (VOCs) provided an EUR is recorded for the release area which ensures that such soils will not be exposed (unless approved in writing by the CTDEEP Commissioner). Environmentally isolated soils are defined as certain contaminated soils, which are above the seasonal high-water table, beneath an existing building and not a source of on-going contamination. An EUR must be recorded for the site, which ensures that such soils will not be exposed by building demolition or other activities. Buildings can be constructed over contaminated soils rendering them environmentally isolated.

Remediation based upon the listed PMC requires that a substance, other than an inorganic substance or PCB, in soil be remediated to at least that concentration at which the results of a mass analysis of soil for such substances does not exceed the PMC applicable to the groundwater classification (i.e., GB) of the area in which the soil is located (default PMC). An inorganic substance (metals) or PCBs in soil must be remediated to at least that concentration at which the analytical results of leachate produced from either the Toxicity Characteristic Leaching Procedure (TCLP) or the Synthetic Precipitation Leaching Procedure (SPLP) does not exceed the PMC applicable to the groundwater classification of the area in which the soil is located.

In addition, the RSRs provide an alternate method for compliance with the PMC. For polluted soils within a GB groundwater area, a SPLP or TCLP concentration of a substance in soil may be remediated to ten-times the groundwater protection criteria (GWPC) provided that non-aqueous phase liquid (NAPL) is present in soils as defined in the calculation provided in the RSRs.

Section 22a-133k-2(c)(5)(C) of the RSRs provides an exemption from the PMC for compounds other than VOCs if eighty percent (80%) of the release area has been subject to infiltration, and not obstructed by anthropogenic features, for a minimum of five years [PMC Exemption for Groundwater Infiltration] or the release area has had sufficient infiltration of precipitation such that the concentration of the substance and the areal extent of the groundwater plume will not likely increase if any obstruction to infiltration is removed in the future, with approval of the CTDEEP Commissioner. The PMC exemption is based upon the collection of four consecutive quarters of groundwater samples that do not exceed applicable RSR criteria (i.e., Surface Water Protection Criteria (SWPC) for the Site) from monitoring wells that are representative of the aerial extent of the groundwater plume. Concentrations of compounds in groundwater that are not increasing over time except for seasonal variations.

1.2.2 Groundwater Criteria

Groundwater remediation requirements are dependent upon the groundwater classification of the site. The objectives of these standards are the following:

- Protect and preserve groundwater in "GA" areas as a natural resource;
- Protect existing use of groundwater regardless of the area's groundwater classification;
- Prevent further degradation of groundwater quality;
- Prevent degradation of surface water from discharges of impacted groundwater; and
- Protect human health and the environment.

Portions of the RSRs governing groundwater regulate remediation of groundwater based on each substance present within the plume and by each distinct plume of impact. Several factors influence the remediation goal at a given site, including background water quality, the groundwater classification, the proximity of nearby surface water, existing groundwater uses, and the presence of buildings and their usage. When assessing general groundwater remediation requirements, these factors must be considered.

The following RSR criteria apply to the Site since the Site is situated in a "GB" classified area and groundwater impacts extend to a "GA" classified area:

- Background Conditions
- Groundwater Protection Criteria (GWPC)
- Surface Water Protection Criteria (SWPC)
- Groundwater Volatilization Criteria (GWVC)

1.2.2.1 Background Conditions

CTDEEP requires the remediation of a groundwater plume in a "GA" groundwater classified area to result in the reduction of each substance therein to a concentration equal to or less than the background concentration for groundwater of such substance. Typically, background groundwater conditions are determined by the sampling of groundwater wells that have been identified not to be within any known or suspected release area.

1.2.2.2 Groundwater Protection Criteria

"GA" classified groundwater may also be remediated to concentrations less than or equal to the GWPC for each substance. The GWPC can be utilized as remediation criteria if:

- The background groundwater concentration is equal to or less than such GWPC;
- If a public water supply distribution system is available within 200 feet of the subject site;
- If the groundwater plume is not located in an aquifer protection area; and
- If the groundwater plume is not located within the area of influence of any public water supply well.

Since a public water supply distribution system is available within 200 feet of the Site, groundwater analytical results for monitoring wells within the West Street right-of-way (ROW) have been compared to the GWPC.

1.2.2.3 Surface Water Protection Criteria

The SWPC apply to all groundwater that discharges to a surface water; and therefore, applies to the Site. The SWPC ensures that groundwater contamination resulting from on-Site sources, which exceed background concentrations, is remediated to levels that adequately protect surface water quality. In general, compliance with the SWPC is achieved when the compound in groundwater directly upgradient from the discharge point emanating from a site is equal to or less than the SWPC established by the CTDEEP. Compliance with the SWPC can also be achieved when the 95% Upper Confidence Limit of the arithmetic mean of all sample results from a groundwater plume are equal or less than the established SWPC. Additionally, site-specific alternative SWPC can be established in accordance with the RSRs.

1.2.2.4 Groundwater Volatilization Criteria

The GWVC are designed to protect human health from contaminants that may volatilize from contaminated groundwater into overlying buildings, and apply as follows:

- The GWVC for "volatile petroleum substances" (VPS) apply to groundwater within 10 feet of the lowest level of a building or the ground surface.
- The GWVC for "volatile organic substances" (VOS) other than VPS apply to groundwater within 30 feet of the lowest level of a building or the ground surface.

Different GWVC may apply to a property, depending on land use, either "residential" or "industrial/commercial", as defined by the RSRs. The less stringent I/C GWVC cannot be used unless an ELUR has been recorded on the property deed restricting the site to industrial/commercial uses.

The RSRs allow for alternate compliance methods for groundwater exceeding the VC based upon soil vapor testing beneath the building as noted in Section 22a-133k-3(c)(2). If concentration of volatile compounds in soil vapor are detected less than the Residential Soil Vapor Volatilization Criteria (RES SVVC) then remediation is not required.

1.2.3 Additional Polluting Substances

For all detected COCs without 2021 RSR soil and groundwater criteria, a request for approval to utilize the CTDEEP's pre-evaluated APS "Fast-track" numeric criteria should be submitted to CTDEEP for formal approval as part of a future Final Remedial Action Plan.

1.3 Areas of Concern (AOCs)

Tighe & Bond issued the Phase I ESA for the Rockville Former MGP Site in March 2017. The Phase I ESA was completed to identify AOCs at the Site in accordance with the CTDEEP's Site Characterization Site Guidance Document (SCGD). The following on-Site and off-Site AOCs were identified during the Phase I ESA. Figure 4 depicts the locations

of on-Site and off-Site AOCs. Table 1 (Appendix B) provides a summary of the AOCs and information regarding the Conceptual Site Model (CSM) compiled for the Site to date.

On-site AOCs:

- **AOC-1**: Former Retorts/Generating Room
- **AOC-2**: Former Purifying House
- **AOC-3**: Former Gas Holder #1 [Gasometer-22,000 ft^3 Capacity]
- **AOC-4**: Former Gas Holder #2 [Gasometer-22,000 ft^3 Capacity]
- **AOC-5**: Former Gas Holder #3 [Gasometer-110,000 ft^3 Capacity]
- **AOC-6**: Former Coal Shed
- **AOC-7**: Former Transformer House
- **AOC-8**: Current Substation
- **AOC-9**: Historic Site Fill
- **AOC-10**: Hockanum River Sediment
- **AOC-11**: Tar impacts and Fill Observed at TB-33 (Southwestern portion of Site)
- **AOC-12**: Creosote/ Tar impacts and Fill Observed (Southeastern portion of Site)
- **AOC-13**: Possible Historic Fill to the south of the Hockanum River
- **AOC-14**: Creosote impacts and Fill Observed (Northern portion of Site)
- **AOC-15**: Site-Wide Groundwater Impacts

Off-Site AOCs:

- **AOC-16**: Off-Site Creosote Impacts St. Joseph's School/Church Parking Lot
- **AOC-17**: Off-site Creosote Impacts Maple Street Right-of Way (ROW)
- **AOC-18**: Off-site Petroleum Impacts #8 and #12 Maple Street
- **AOC-19**: Suspected Fill #12 and #14 Maple Street (not related to Site)
- **AOC-20**: Off-site Creosote Impacts #14 Maple Street
- **AOC-21**: Off-site Surface Soils Maple Street School (not related to Site)
- **AOC-22**: Off-site Surface Soils 175 Union Street (not related to Site)
- **AOC-23**: Off-site Groundwater Impacts

1.4 Significant Environmental Hazard (SEH) Reporting

Tighe & Bond initially identified a concentration of benzo(a)pyrene in surficial soils at SS-102 within the Inner Substation above CTDEEP's Significant Environmental Hazard (SEH) Condition Notification Threshold Concentration of 30 mg/kg during Phase III ESA sampling. This detection was determined to be associated with historical fill material identified near a former coal shed structure. Figure 5 depicts the locations of SS-102 and the coal shed associated with the former MGP.

This discovery was reported to CTDEEP in a *Significant Environmental Hazard Notification CGS 22a-6u(d): Surface Soil Contamination Poses Potential Direct Exposure Risk, Former Rockville Manufactured Gas Plant, 13 Maple Street, Vernon, Rockville, CT*, dated February 26, 2018, prepared by Tighe & Bond. CTDEEP issued an SEH acknowledgement letter *RE: Notification of Significant Environmental Hazard, Former Rockville Manufactured Gas Plant, 13 Maple Street, Vernon, CT* dated March 16, 2018 (SEH Acknowledgement Letter). The SEH Acknowledgement Letter indicated that the reported condition did not require an immediate response to limit short-term risk because a permanent fence surrounds the property limiting access. However, annual inspection reports, site investigation and remediation would need to be continued in accordance with the plan provided in the SEH notification form. The SEH notification was identified as SEH ID:13641 by CTDEEP.

Subsequent Phase III ESA investigations in 2018 identified additional locations where concentrations of benzo(a)pyrene exceeded the SEH Condition Notification Threshold Concentration in surficial soils. Locations where Soil samples contained concentrations of benzo(a)pyrene above the SEH threshold included HA-01A, HA-02, and HA-03 advanced to delineate the SEH at SS-102, and at location HA-18 that was advanced to assess historic fill located along the Hockanum River. Soil sampling locations and a summary of benzo(a)pyrene analytical results are provided on Figure 5. The additional locations where benzo(a)pyrene exceeded the SEH Condition Notification Threshold Concentration were reported to CTDEEP and were included in the 2018 Annual Report. In a December 28, 2018 e-mail, CTDEEP indicated that for future discoveries of the same SEH condition, no additional notifications were necessary. Additional discoveries of the same SEH condition would be able to be addressed under the February 26, 2018 SEH Notification.

In 2021, Eversource submitted an SEH Status Update Form for Soil to CTDEEP to satisfy the annual reporting requirement. Areas with SEH soils remain secured by fencing and warning signage. These findings were also documented in the VRP Annual Reports for the Site that were submitted to CTDEEP.

1.5 2020/2021 Phase III Data Gaps

The 2020 Annual Report for the Rockville Former MGP Site provided a summary of Phase III ESA investigations and data gaps that were encountered in the process of assessing the on-Site and off-Site impacts. Sampling locations from the Phase III ESA and previous investigations are shown on Figure 6. As part of the site characterization process prescribed by CTDEEP, data gaps need to be resolved in order to validate the CSM prior to the remediation of a site. A summary of the data gaps identified in the 2020 Annual Report are provided below.

- Off-site Groundwater Delineation to the West of West Street: Off-site delineation is recommended to characterize the nature and extent of the groundwater plume within the intermediate groundwater zone that exceeds the SWPC for ETPH and the GWPC for benzene and ETPH to the west/northwest of MW-42M. This work will likely require additional street access permits to be coordinated with the Town of Vernon and the Connecticut Department of Transportation (CTDOT).

- Off-site Groundwater Assessment St. Joseph's Church/ West Street ROW: The collection of groundwater samples from monitoring wells MW-14M, MW-29S, MW-40S, MW-41S, MW-42S, MW-42M, MW-43S, and MW-43M during the 1st Quarter

2022 at minimum is recommended to assess seasonal changes to COCs in groundwater downgradient of the Site.

- On-site Groundwater Assessment Northwest and Western Portions of the Outer Substation: The collection of groundwater samples from MW-03DR and MW-39S in the 1st Quarter 2022 is recommended to assess seasonal changes to COCs in groundwater on the western side of the Site. Tar gauging is recommended to be completed in wells RW-03, MW-03DR and MW-37S to evaluate the accumulation of tar in the area of the Site where NAPL has previously been observed.

- Delineation of Soils Exceeding SEH Condition Notification Threshold Concentration: Additional shallow hand auger soil borings are recommended to delineate benzo(a)pyrene concentrations exceeding SEH Condition Notification Threshold Concentration at SB-76 and SB-78 within the top 2 feet of surficial soils within the Inner Substation. The SEH delineation findings will be provided in a 2022 Significant Environmental Hazard Status Update Form for Soils scheduled for next year.

- Phase III ESA Investigations within the Inner and Outer Substation Areas: Supplemental Phase III ESA and pre-design investigations including supplemental soil and groundwater sampling are recommended within the Inner and Outer Substation Areas to refine the extent of impacts for the CSM and to support the development of the remedial action plan for the Site.

- Ecological Risk Assessment: The 2020 Annual Report recommended the completion of an ecological risk assessment to evaluate the impacts to ecological receptors from impacted sediments identified within the Hockanum River. As the first step in the ecological risk assessment process, a screening level ecological risk assessment (SLERA) was completed in early 2021 by Exponent Ecological and Biological Sciences (Exponent). As described below in Section 2.2, the need to complete additional ecological risk assessment is currently being evaluated.

Section 2
2021 Site Activities

Tighe & Bond developed the Phase III ESA investigation approach to assess the nature and extent of impacts associated with the Rockville Former MGP and Site-related AOCs identified during the Phase I ESA. The Phase III ESA built upon previous investigations completed by Northeast Utilities Service Company-Environmental Services Department (NU) between 1990 and 1995 and has used the CTDEEP CSM approach provided in the CTDEEP SCGD. Tighe & Bond has completed Phase III ESA investigations from late 2016 through 2020 using the iterative CSM approach to identify and address data gaps to work toward finalizing the CSM and advancing the Site to remediation.

2.1 Supplemental Phase III ESA

In 2021, Tighe & Bond developed a scope of work to address the 2020 data gaps summarized above in Section 1.5. The proposed scope of work included the installation of additional off-site groundwater monitoring wells to investigate and delineate groundwater impacts identified in the shallow and intermediate groundwater beneath the St. Joseph's Church property and across West Street, soil sampling within the active substation area to delineate SEH impacts at SB-76 and SB-78, and the potential for additional ecological risk assessment activities and completion of a Baseline Ecological Risk Assessment (BERA) of the Hockanum River. Additional Phase III ESA activities and other Site reporting requirements were put out to bid in a competitive bid process. The scope of work was modified to include soil vapor and indoor air sampling within the substation control house due to petroleum impacts observed in the groundwater adjacent to the building. An invitation to bid was sent out to a list of environmental consultants in October 2021. Following the bid process, Eversource will select a consultant to complete the scope of work.

Several other tasks and ancillary activities associated with the Site were completed in 2021 as described in the sections that follow.

2.2 Screening Level Ecological Risk Assessment (SLERA)

A SLERA was completed in early 2021 by Exponent for that portion of the Hockanum River that flows through the Site and submitted to CTDEEP on March 31, 2021. Based on the screening-level exposure estimate and risk calculations, the information indicates a potential for adverse ecological effects from chemicals of potential ecological concern (CoPECs) in the Hockanum River at the Site to benthic invertebrates, fishes, and semi-aquatic wildlife, which requires further evaluation in a baseline ecological risk assessment (BERA). However, Exponent concluded that potential exposure and risk to amphibians at the Site does not require further evaluation.

To date, CTDEEP has not provided Eversource with comments or recommendations regarding the need for additional ecological risk assessment (BERA) to address the findings of the SLERA. It is anticipated that a meeting between CTDEEP and Eversource will be scheduled in early 2022 to discuss the results of the SLERA and the need for additional ecological risk assessment for the Site.

2.3 Utility Conduit Duct Bank Installation

Although formal investigation of the Site did not occur in 2021, a utility conduit duct bank installation project was completed at the Site. Tighe & Bond provided environmental consulting and oversight services in support of this project including the collection and laboratory analysis of 17 soil samples from areas within the path of a planned utility trench, manhole/vault and new utility pole locations. As shown on Figure 7, soil samples were collected from borings completed within the Inner Substation Area (ISS-1 through ISS-4), Outer Substation Area (OSS-1 through OSS-5), planned utility vault (VA-1), and new utility pole location (P-35476). The purpose of this sampling was to pre-characterize soils for potential on-site reuse and/or off-site disposal. Using the results of the in-situ soil sampling, Tighe & Bond also developed a Soil Management Plan for the temporary on-site storage, characterization and disposal of excess soils to be generated during the project. In addition, a composite concrete sample (CCS-1) was collected from portions of the former Gas Holder #3 foundation that were removed to accommodate the construction of the new conduit duct bank. The proposed conduit duct bank path, manhole, and pole locations, as well as the sampling locations are shown on Figure 7.

2.3.1 In-Situ Soil Sampling

Tighe & Bond and its environmental drilling subcontractor, Cisco Geotechnical, LLC (CISCO), marked out the pre-characterization locations and notified Call-Before-You-Dig (CBYD)/811 to identify publicly owned utilities prior to commencing intrusive work. In addition, a private subsurface utility mark-out contractor, Underground Survey, LLC, was retained to identify subsurface utilities or obstructions at the sampling locations. Tighe & Bond also completed a review of Rockville 14W substation infrastructure mapping provided by Eversource and completed a walk-down of proposed soil borings with Eversource electric and natural gas representatives to review potential conflicts with critical infrastructure prior to completing work.

Based upon Eversource's proposed design plans and depths required for construction, Tighe & Bond directed CISCO to achieve specific completion depths during soft-dig excavation so that representative samples could be collected. CISCO excavated soil from the top five feet at each of the soil sampling locations except for VA-1, which extended to a depth of nine feet below grade (ftbg) to evaluate soils where installation of a manhole/vault was planned. At VA-1, the top five feet of soil was removed using soft-dig excavation and then driven to the target depth of nine feet using direct-push drilling. Tighe & Bond personnel continuously screened each soil boring for the presence of volatile organic compounds (VOCs) with the photo-ionization detector (PID).

Shallow soils (0-5 ftbg) encountered in the borings completed within the Inner Substation Area generally consisted of a thin layer of traprock at the ground surface followed by brown fine to medium sand with little silt and varying amounts of gravel. Obvious signs of MGP fill material (coal, ash, slag/clinkers, brick, glass, etc.), odors, and elevated PID readings above background conditions were not observed in the four inner substation borings.

Shallow soils (0-5 ftbg) encountered within the Outer Substation Area along the northern portion of the Site (OSS-1 through OSS-3) generally consisted of reddish-brown fine to medium sand with little silt and trace amounts of gravel. As with the Inner Substation

Area borings, obvious signs of MGP fill material, odors and PID readings above background conditions were not observed.

Soils encountered within the Outer Substation Area along the eastern portion of the Site, OSS-4, OSS-5, VA-1, and P-35476, generally consisted of brown fine to medium sand with varying amounts of silt and gravel. MGP fill materials in the form of coal fragments, coal ash, and slag were observed in each of the locations, from one to four feet below grade. Deeper soils (five to nine feet below grade) in VA-1 consisted of reddish-brown fine to medium sand with trace amounts of silt and gravel. Odors and PID readings above background conditions were not observed in any of the borings.

Individual aliquots of soil were collected from each boring and analyzed separately. Aliquots were also homogenized into two separate composite samples. Composite soil sample ISS-COMP was made up of soil collected from the borings located inside the Inner Substation Area (ISS-1 through ISS-4). Soil from the remaining soil borings, except for P-35476, was composited into sample OSS-COMP. Soil for VOC analysis was collected from a discrete depth interval from a single boring within the Inner Substation Area (ISS-4) and from each boring location within the Outer Substation Area. Soil borings located along the planned utility paths were spaced approximately 20 feet apart in the Inner Substation Area and 30 to 40 feet apart in the Outer Substation Area to provide representative coverage of the proposed project area.

2.3.1.1 Soil Sampling Analytical Results

After collection, soil samples were placed on ice and maintained under a chain-of-custody protocol. Samples were submitted to Phoenix Environmental Laboratory (Phoenix) of Manchester, Connecticut for the following analyses:

- VOCs by EPA Method 8260 w/ 5035 field preservation (select samples only);
- Polycyclic Aromatic Hydrocarbons (PAHs) by EPA Method 8270 (individual samples only);
- Semi-volatile Organic Compounds (SVOCs) by EPA Method 8270 (composite samples only);
- ETPH by Connecticut Approved Method (individual samples only);
- Total Petroleum Hydrocarbons (TPH) by EPA Method 8015 (composite samples only);
- RSR 15 Metals by EPA Methods 6010/7471 (individual samples only);
- Resource Conservation and Recovery Act (RCRA)-8 Metals by EPA Methods 6010/7471 (composite samples only);
- PCBs by EPA Method 8082 (select samples only);
- Herbicides by EPA Method 8151 (select samples only);
- Pesticides by EPA Method 8081(select samples only);
- Total Cyanide (select samples only);
- Reactivity (composite samples only);
- Ignitability (composite samples only);
- Paint Filter (composite samples only); and
- pH (composite samples only).

Laboratory analyses were performed in accordance with CTDEEP's reasonable confidence protocols (RCP). Phoenix is a State of Connecticut Department of Health (CTDPH)-approved commercial environmental laboratory (PH-0618).

A summary of the analytical results for each soil sample compared to the CTDEEP RSRs as well as the Resource Conservation and Recovery Act (RCRA) Hazardous Waste Criteria is presented in Table 2. A copy of the laboratory report is included as Appendix C.

As indicated in Table 2, elevated concentrations of ETPH and several PAHs above the RSR/APS criteria were detected in the individual soil samples collected from both the Inner and Outer Substation Areas. Several PAHs were also detected above the RSR/APS criteria in both the inner and outer substation composite samples. Although obvious evidence of MGP fill was not observed in the shallow soil borings completed in the Inner Substation Area, the presence of petroleum hydrocarbons and several PAHs is common at former MGP sites and in areas of urban development, such as the Site.

Benzo(a)pyrene was detected in OSS-4 above the Industrial/Commercial Significant Environmental Hazard Condition Notification Threshold at a depth of 1-3 ftbg. Boring OSS-4 was completed within the new conduit path and, is located adjacent to proposed utility pole #35477, as shown on Figure 7. Other concentrations of benzo(a)pyrene above the SEH notification levels have previously been detected at the Site outside of the project area and were previously reported to the CTDEEP as indicated in Section 1.4.

An elevated concentration of total lead above the RCRA 20-times rule for the hazardous waste toxicity characteristic was detected in ISS-3 at a depth of 0-2 ftbg. Subsequent Toxicity Characterization Leaching Procedure (TCLP) analysis of the same sample indicated that the leachable lead concentration was below the RCRA hazardous waste criteria.

Metals including arsenic, barium, cadmium, chromium, and lead were detected in all of the soil samples analyzed, at concentrations below comparable RSR criteria. Mercury was detected at low concentrations in eight of the discrete soil samples. The detected concentrations of mercury were below the comparable RSR criteria.

VOCs, PCBs, pesticides, herbicides, sulfur, cyanide and sulfide were not detected above the laboratory reporting limits in any of the soil samples analyzed. Soil samples from all locations passed for ignitability and paint filter test.

Contaminants detected in soil samples collected during the in-situ soil characterization effort were consistent with those previously identified in soil samples collected in the vicinity and primarily consisted of PAHs and ETPH. These contaminants are likely related to historical filling activities along the eastern portion of the Site, but not necessarily specific to MGP properties as they are also commonly associated with urban fill.

2.3.2 Construction Oversight and Sampling

Full time construction oversight was provided by Eversource personal during construction activities, with periodic oversight and sampling conducted by Tighe & Bond as needed. Soil conditions observed during construction were consistent with those identified above, and during previous investigations of the Site. Limited evidence of MGP fill was observed from approximately one to three feet below grade in the trench excavated along the eastern portion of the Site along Maple Street.

2.3.2.1 SEH Delineation Sampling

As noted in Section 2.3.1.1, benzo(a)pyrene was detected at a concentration of 40 mg/kg in soil within two feet of the ground surface at boring location OSS-4, which is above the SEH Condition Notification Threshold Concentration. Further delineation of soils in the vicinity of OSS-4 was completed during excavation for the utility conduit trench during its construction. Four confirmatory samples, identified as OSS-4NW, OSS-4NE, OSS-4SE and OSS-4SW were collected from the excavation sidewalls at a depth of 1 to 2 feet as shown on Figure 7. Benzo(a)pyrene was detected in all four soil samples at concentrations ranging from 0.66 mg/kg to 2.3 mg/kg which are below the SEH Condition Notification Threshold Concentration. A summary of the pre-characterization analytical results and the SEH delineation analytical results are provided in Tables 2 and 3, respectively, and the SEH sample locations are shown on Figures 5 and 7.

2.3.2.2 Composite Concrete Sampling

Trenching for the new conduit duct bank path was routed through the northernmost former gas holder (Gas Holder #3). Based upon the historic Sanborn maps depicting the holder, the location and orientation of the concrete foundation was observed to be very close to where it was anticipated to be found. The top of the holder foundation wall was approximately 2.5 to 3 ftbg. MGP tar was not observed in the soil or on the concrete and materials did not appear to be visibly impacted. To install the new conduit duct bank, less than 18 cubic yards of concrete from the former holder wall was removed and staged on-site in a roll off container for subsequent characterization and disposal. On November 30, 2021 Tighe & Bond personnel collected a single composite sample of the concrete and submitted it under chain-of-custody protocol to Phoenix for analysis of: CTETPH, VOCs (total and halogenated), flashpoint, pH, reactive cyanide, reactive sulfide, PCBs, arsenic, cadmium, chromium, lead, and mercury.

Low concentrations of the VOCs 1,2,4-trimethylbenzene and naphthalene and ETPH were detected in the concrete sample. PCBs were not detected above the laboratory reporting limit. Analytical results for concrete sample CCS-1 are summarized in Table 4.

2.3.3 MW-10 Cluster Damages and Repairs

Two monitoring wells, MW-10S and MW-10M were damaged during conduit duct bank trenching and installation activities. The protective steel curb boxes were removed from both of the wells and the steel well riser for MW-10M was bent. Significant damage does not appear to have occurred to MW-10S. Following construction activities, the steel riser for MW-10M was repaired and the protective steel curb boxes were reinstalled at both monitoring wells. The monitoring well conditions will be reevaluated in 2022 to determine the potential need for redevelopment and/or resurveying the monitoring well elevations.

2.3.4 Waste Disposal

In total, 725 tons of soil were removed from the Site during the construction project and transported under non-hazardous waste manifest for off-site disposal at Clean Earth in Plainville, CT. The roll-off with concrete (weight to be determined) was transported under non-hazardous waste manifest and disposed off-site at Red Technologies in Portland,

Connecticut. Laboratory analytical reports for the soil and concrete samples are provided in Appendix C. The laboratory analytical reports include a Reasonable Confidence Protocol Certification Form. Each of the laboratory reports indicated that the data met the requirements for Reasonable Confidence.

Section 3
Conceptual Site Model (CSM)

A CSM is a representation of an environmental system at a site that is used as a tool to identify releases, migration pathways, potential receptors, and ultimately risk. The CSM is used to develop work plans and provide a framework to address issues that arise during the investigation of a site. The CSM is refined throughout the site characterization process as new data are acquired. The final CSM will fully define the environmental system at the site and validate the hypotheses regarding the environmental fate of released contaminants.

A final, validated CSM includes the following components:

- Description of the site and environmental setting;
- Identification of AOCs and associated COCs;
- Potential release mechanisms for COCs at each AOC;
- Evaluation of migration pathways and locations at which environmental media are most likely to have been impacted by a release;
- Identification of AOCs at which releases have occurred as well as AOCs at which no releases have occurred;
- Evaluation of the nature and three-dimensional extent of contaminants; and
- Data and rationale to support conclusion.

Table 1 provides a preliminary CSM summary that was developed for the Rockville Former MGP Site based upon the findings of Phase III ESA activities completed to date.

A full CSM will be provided as part of the Final Phase III ESA Report. Based upon Phase III ESA information and the CSM, additional investigation is needed to refine the nature and extent of impacts at the Site and assess off-Site groundwater impacts as discussed above in Section 1.5.

Section 4
Voluntary Remediation Program (VRP) Schedule

Eversource submitted a VRP schedule, dated January 3, 2017, to CTDEEP in the 2016 CTDEEP VRP, Site Investigation and LEP Verification, Former Rockville Manufactured Gas Plant Site REM Id. No. 12390.

The following revised VRP schedule has been updated based upon the recently completed activities at the Site. A summary of anticipated site investigation and remediation-related activities for 2022 and beyond are provided below.

Rockville Former MGP Site VRP Investigation and Remediation Schedule		
Task	**Completion Timeframe[1].**	**Notes**
Proposed Schedule for 2022 Calendar Year		
SLERA Report	1st Quarter	Meet with CTDEEP Ecological Staff to discuss findings and background sediment data; determine next steps
Supplemental Phase III Investigation	1st and 2nd Quarter	Install additional monitoring wells to evaluate off-site groundwater conditions, soil vapor assessment, and SEH delineation
Groundwater Monitoring	1st, 2nd, 3rd, and 4th Quarters	Monitor groundwater quality to evaluate seasonal changes downgradient of the Site
Additional Ecological Risk Assessment/Baseline Ecological Risk Assessment (BERA) Report	2nd - 4th Quarters	If required based on CTDEEP review of the SLERA
Proposed Schedule for 2023 Calendar Year		
Phase III ESA Report	1st Quarter	Pending the completion of additional investigation, approval of SLERA, and possible completion and approval of BERA
Evaluation of Remedial Alternatives and Costs	1st & 2nd Quarters	Re-evaluate remedial alternatives following the collection of additional Phase III ESA data

Remedial Action Plan	2nd & 3rd Quarters	Prepare once ecological assessment for Hockanum River is finalized
Institutional Controls including application to CTDEEP for approval, ELURs and subordination agreements	3rd Quarter	Evaluate Environmental Land Use Restrictions, Engineered Controls, and use of Alternative Criteria
Bid Documents and Bidding	4th Quarter	In accordance with Eversource procedures
Public Notice	2024	30-day notice required
Remedial Action	2024	Assumes 6-month (Construction) timeframe
LEP Verification	2024	Prescribed VRP Verification Form and Report
Post Remedial Groundwater Monitoring	To be determined	
Meetings and Reports		
CTDEEP Annual Reports	2022, 2023, 2024	Meetings with CTDEEP as needed for approvals

1. Timeframes to complete the above tasks are best estimates based upon current information and are contingent upon the Phase III CSM approach which is an iterative process. If additional data gaps for the CSM are identified and/or delays are encountered, the estimated timelines will be updated in future annual reports that will be provided to CTDEEP.

This VRP schedule will be revised annually as new data are acquired through the site investigation and remedial planning process.

Tighe&Bond

APPENDIX A

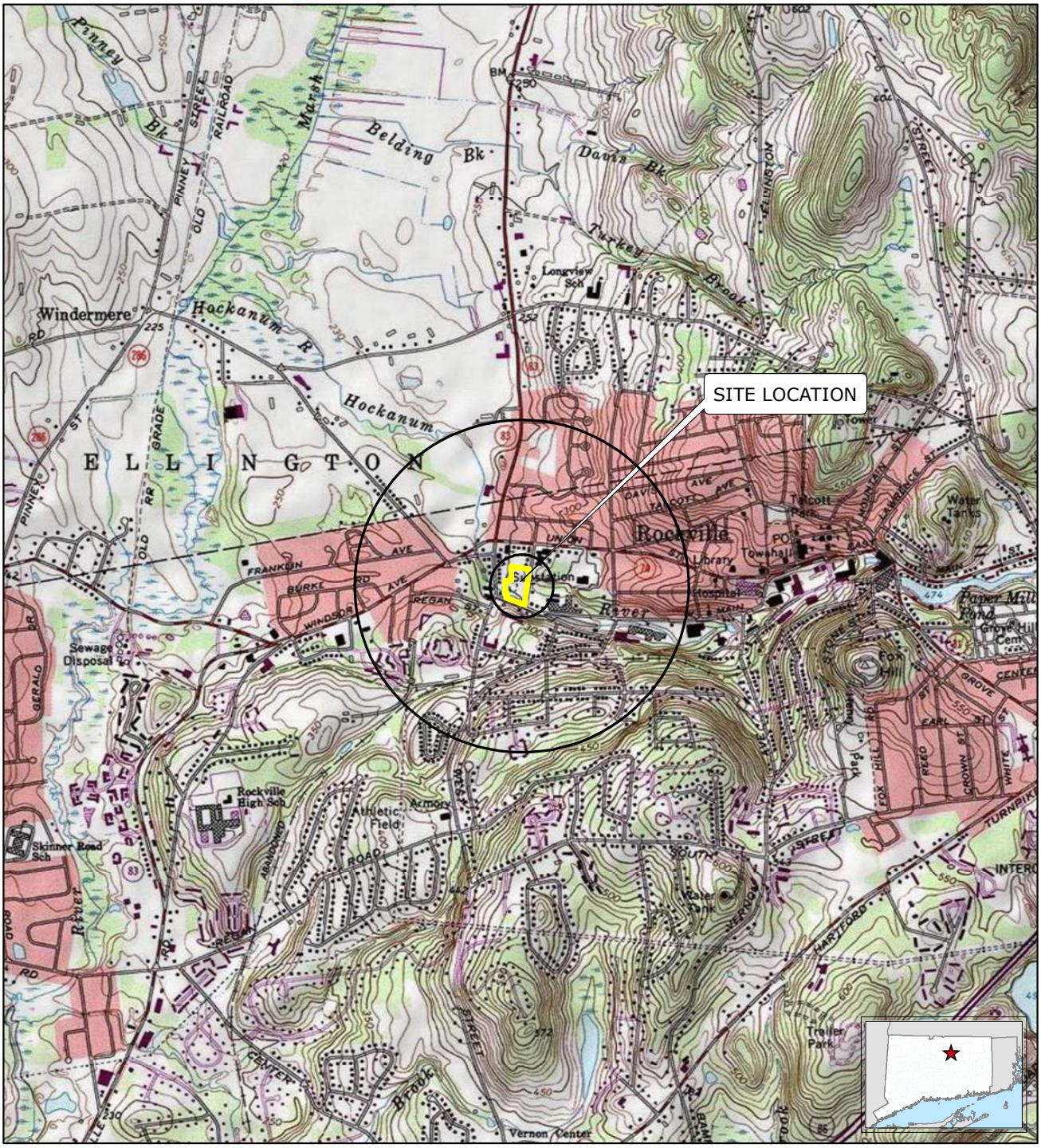
SITE LOCATION
Windermere
Hockanum R
Hockanum
E L L I N G T O N
Rockville
Belding Bk
Davis Bk
Turkey Brook
Longview Sch
Sewage Disposal
Rockville High Sch
Athletic Field
Armory
Skinner Road Sch
Water Tank
Trailer Park
Vernon Center
Legend
Site Boundary
Tighe&Bond
Based on USGS Topographic Map for Rockville, CT Revised 1984.
Contour Interval Equals 10 Feet.
Circles indicate 500-foot and half-mile radii
1:24,000
0 1,000 2,000
Feet
N
FIGURE 1
SITE LOCATION MAP
The Connecticut Light and Power Co.
dba Eversource Energy (Eversource)
Rockville Former MGP Site
Rockville, Vernon, Connecticut
December 2021
G:\GIS\CT\EversourceEnergy\E0755\E0755_44_RockvilleMGP\MXD\85x11_SiteLocation.mxd
E-0755



FIGURE 2:
CURRENT SITE CONDITIONS AND HISTORIC STRUCTURES

LEGEND

- Stream
- Fence Line
- Historic Structure
- Sanitary Sewer Manhole
- Sanitary Sewer
- Site Boundary
- Approximate Parcel Boundary

LOCUS MAP



0 20 40
Feet
1 inch = 40 feet

REFERENCES

1. Based on 2012 Statewide Leaf-Off Orthophotography, Courtesty of University of Connecticut.
2. Figure 2 Site Diagram of Rockville MGP Site Showing Test Boring Locations, Topography and Piezometer Locations in the Hockanum River. Prepared by Northeast Utilities Service Company April 24, 1991.
3. Town of Vernon GIS: http://gis.vernon-ct.gov/newviewer/index.html
4. Sanborn Fire Insurance (Sanborn Maps) 1885 to 1961

The Connecticut Light and Power Co. dba Eversource Energy (Eversource)
Rockville Former MGP Site
Rockville, Vernon, Connecticut

December 2021

Tighe&Bond

G:\GIS\CT\EversourceEnergy\E0755\E0755_44_RockvilleMGP\MXD\SiteFeatures_11x17.mxd

E-0755

FIGURE 3: AREA GROUNDWATER CLASSIFCATION

LEGEND

- Monitoring Well
- GA Groundwater Classification
- GB Groundwater Classification
- Approximate Lateral Extent of Creosote/Coal Tar Impacts
- Site Boundary
- Approximate Parcel Boundary
- Sanitary Sewer Line
- Sanitary Sewer Manhole

LOCUS MAP



0 40 80 Feet

1 inch = 40 feet

REFERENCES

1. Based on 2016 Statewide Leaf-Off Orthophotography, Courtesy of University of Connecticut.
2. Figure 2 Site Diagram of Rockville MGP Site Showing Test Boring Locations, Topography and Piezometer Locations in the Hockanum River. Prepared by Northeast Utilities Service Company April 24, 1991.
3. Town of Vernon GIS: http://gis.vernon-ct.gov/newviewer/index.html
4. Surveys Conducted by Kratzert, Jones & Associates in 2016 through 2020.
5. Sanborn Fire Insurance (Sanborn Maps) 1885 to 1961

NOTES

1. R = Monitoring Well Re-Install
2. "S" wells are screened in overburden at the water table.
"D" wells are screened in overburden at the bedrock interface.
"BR" wells are proposed to be installed within the bedrock.

The Connecticut Light and Power Co. dba Eversource Energy (Eversource)
Rockville Former MGP Site
Rockville, Vernon, Connecticut

December 2021

Tighe&Bond

G:\GIS\CT\EversourceEnergy\E0755\E0755_44_RockvilleMGP\MXD\NEW\2021 Summary Report\Figure3_AreaGWClass_2021.mxd

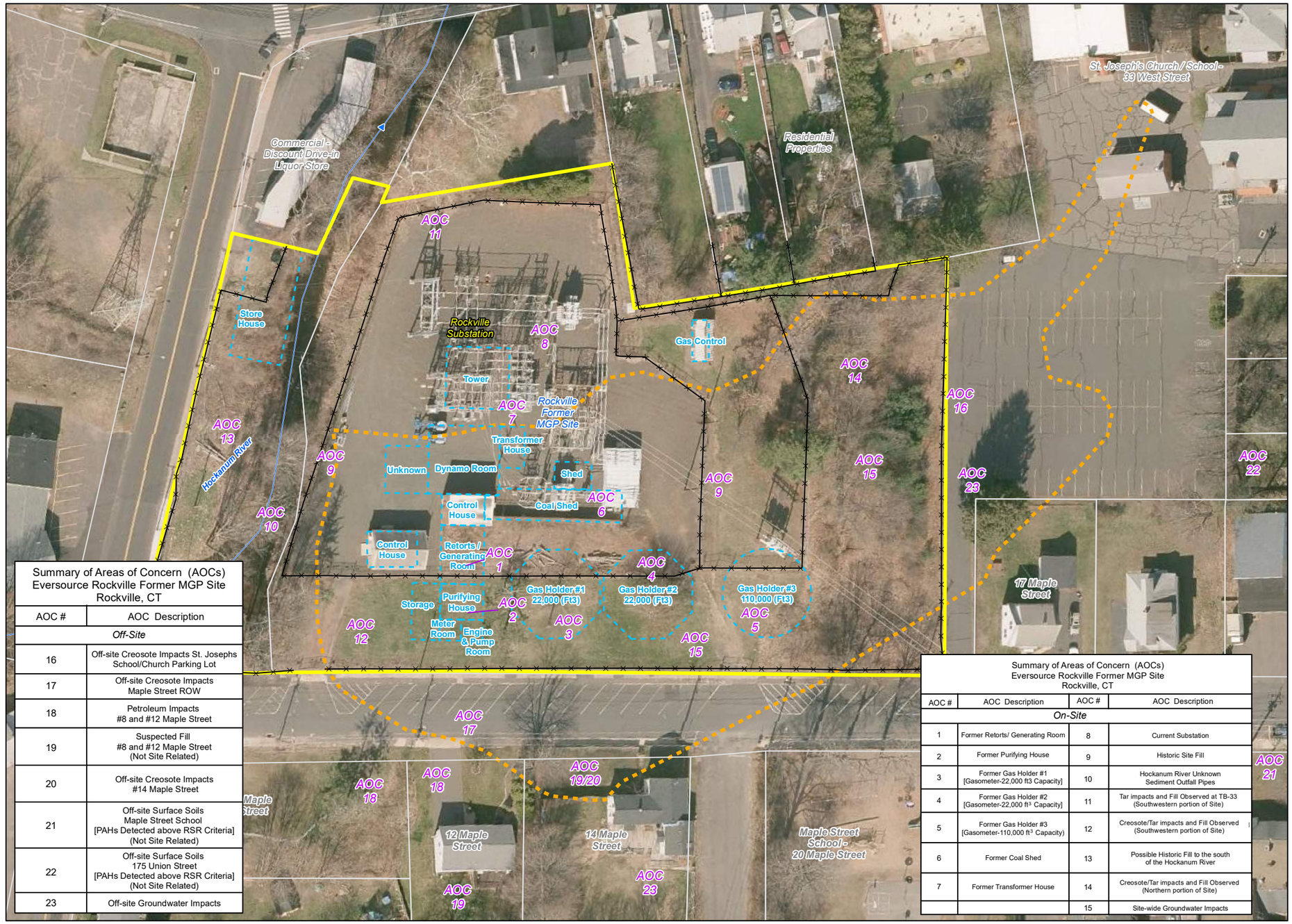

FIGURE 4: AREAS OF CONCERN (AOCs)

LEGEND

- Fence Line
- Historic Structure
- Site Boundary
- Approximate Lateral Extent of Creosote/Tar Impacts
- Approximate Parcel Boundary
- AOC 17 — Area of Concern

LOCUS MAP



0 30 60
Feet
1 inch = 60 feet

NOTES

1. Based on 2016 Statewide Leaf-Off Orthophotography, Courtesy of University of Connecticut.
2. Figure 1 Surficial Soil, River Sediment and Test Boring Locations Performed During 1992, 1993 and 1994 at the Rockville Substation, Vernon, Connecticut Prepared by Northeast Utilities Service Co. dated 1/25/95.
3. Town of Vernon GIS: http://gis.vernon-ct.gov/newviewer/index.html
4. Phase I Environmental Site Assessment, Eversource Former Rockville MGP Site,13 Maple Street/ West Main Street, Rockville, Vernon, CT dated March 2017 prepared by Tighe & Bond.

The Connecticut Light and Power Co. dba Eversource Energy (Eversource)
Rockville Former MGP Site
Rockville, Vernon, Connecticut

December 2021

Tighe&Bond

Summary of Areas of Concern (AOCs)
Eversource Rockville Former MGP Site
Rockville, CT

AOC #	AOC Description
Off-Site	
16	Off-site Creosote Impacts St. Josephs School/Church Parking Lot
17	Off-site Creosote Impacts Maple Street ROW
18	Petroleum Impacts #8 and #12 Maple Street
19	Suspected Fill #8 and #12 Maple Street (Not Site Related)
20	Off-site Creosote Impacts #14 Maple Street
21	Off-site Surface Soils Maple Street School [PAHs Detected above RSR Criteria] (Not Site Related)
22	Off-site Surface Soils 175 Union Street [PAHs Detected above RSR Criteria] (Not Site Related)
23	Off-site Groundwater Impacts

Summary of Areas of Concern (AOCs)
Eversource Rockville Former MGP Site
Rockville, CT

AOC #	AOC Description	AOC #	AOC Description
On-Site			
1	Former Retorts/ Generating Room	8	Current Substation
2	Former Purifying House	9	Historic Site Fill
3	Former Gas Holder #1 [Gasometer-22,000 ft3 Capacity]	10	Hockanum River Unknown Sediment Outfall Pipes
4	Former Gas Holder #2 [Gasometer-22,000 ft^3 Capacity]	11	Tar impacts and Fill Observed at TB-33 (Southwestern portion of Site)
5	Former Gas Holder #3 [Gasometer-110,000 ft^3 Capacity)	12	Creosote/Tar impacts and Fill Observed (Southwestern portion of Site)
6	Former Coal Shed	13	Possible Historic Fill to the south of the Hockanum River
7	Former Transformer House	14	Creosote/Tar impacts and Fill Observed (Northern portion of Site)
		15	Site-wide Groundwater Impacts

G:\GIS\CT\EversourceEnergy\E0755\E0755_44_RockvilleMGP\MXD\11x17_Ortho_AOC.mxd

E-0755

Sample ID	Benzo(a)pyrene SEH Condition Notification Threshold Concentration (mg/kg)	Concentration (mg/kg)
Outer Substation Area		
HA-18 (0-2')	30	86
OSS-4 (1-3')	30	40
Inner Substation Area		
HA-01A (1-1.5')	30	53
HA-02 (1.5-2')	30	33
HA-03 (0.5-1')	30	32
SS-102 (0-0.5')	30	45
SB-78 (0-1')	30	190
SB-76 (0-2')	30	42

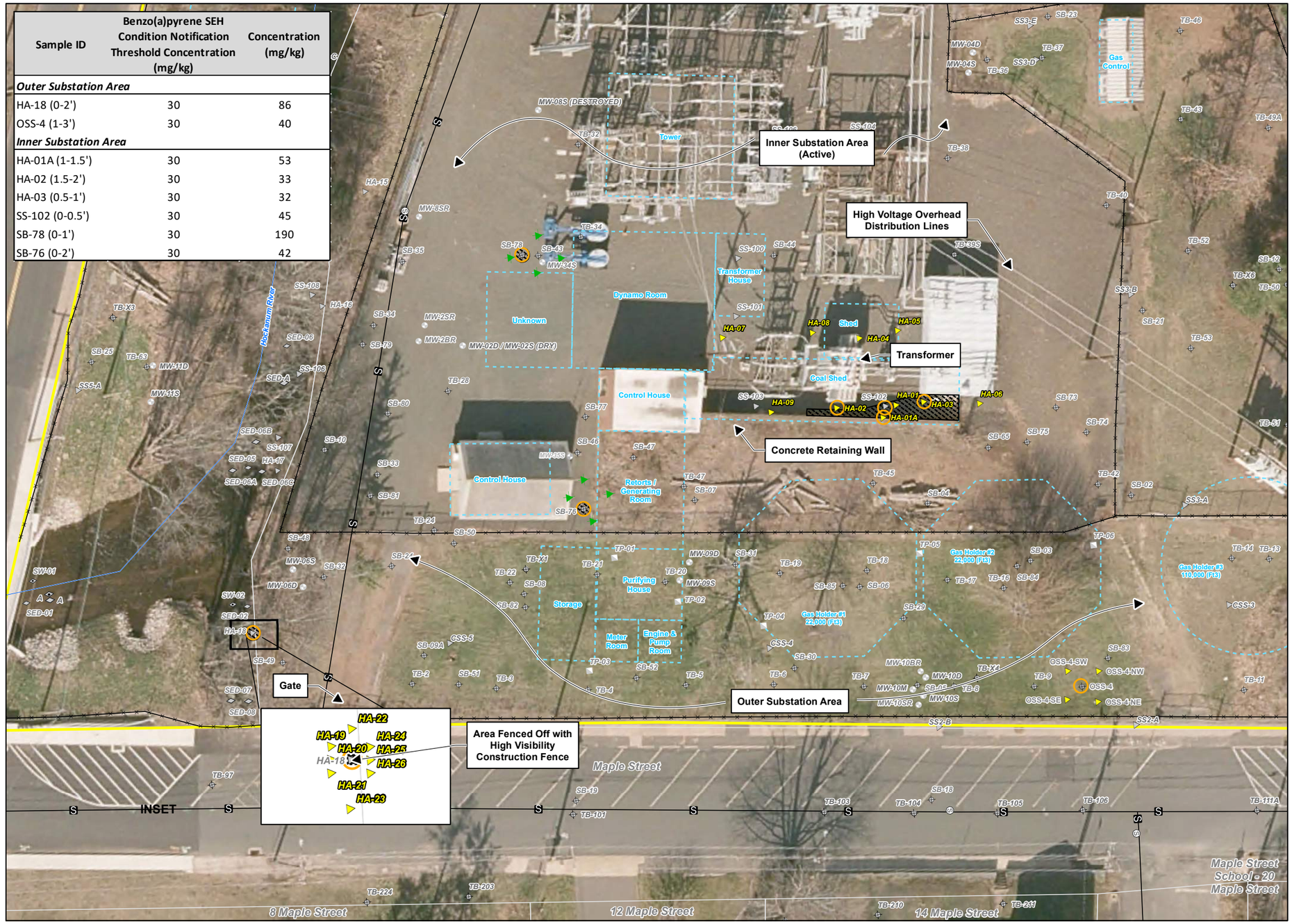

FIGURE 5
SIGNIFICANT ENVIRONMENTAL HAZARD (SEH) INVESTIGATION SAMPLE LOCATIONS

Site Investigations
- Sediment Sample
- Surface Water Sample
- Monitoring Well
- Soil Boring
- Subsurface Soil
- Test Pit Location

Significant Environmental Hazard Sample Locations
- Hand Auger Location
- Proposed Hand Auger Location
- Benzo(a)pyrene detected above SEH Condition Notification Threshold Concentration
- Sanitary Sewer Manhole
- Sanitary Sewer Line
- Stream Flow
- Fence Line
- Historic Structure
- Site Boundary
- Approximate Parcel Boundary
- Concentrations of Benzo(a)pyrene above SEH Condition Notification Threshold Concentration

0 10 20
Feet
1:360

NOTES
1. Based on 2016 Statewide Orthophotography, Courtesy of CTECO.
2. Only concentrations above the SEH threshold are shown.
3. Inset scale; 1 inch = 10 feet

The Connecticut Light and Power Co. dba Eversource Energy (Eversource)
Rockville Former MGP Site
Rockville, Vernon, Connecticut
Decemeber 2021

Tighe&Bond

G:\GIS\CT\EversourceEnergy\E0755\E0755_44_RockvilleMGP\MXD\NEW\2021 Summary Report\Figure5_SEH_SampleLocations_2021.mxd [Exported By: BCaswell, 12/28/2021, 2:45:28 PM]

E-0755

FIGURE 6: SAMPLE LOCATION SUMMARY

LEGEND

Previous Site Investigations

- Sediment Sample
- Surface Water Sample
- Monitoring Well
- Soil Boring
- Subsurface Soil
- Vapor Well
- Test Pit Location
- Indoor Air Sample Location
- Sub-slab Air Sample Location
- Outdoor Ambient Air Sample Location
- Sediment Sample Location
- Surface Water Sample Location

2021 Phase III Sample Locations

- Soil Pre Characterization Sample

Significant Environmental Hazard Sample Locations

- Hand Auger Location
- DNAPL (Tar) - Staining / Globules Observed During the Gauging and Development Activities
- Petroleum Impacts (Staining or Odor) in Soils
- Visual Creosote/Coal Tar in Soils
- Creosote/Coal Tar Odor in Soils
- No Visual Impact in Soils to Completion Depth
- RSR Exceedance
- Stream Flow
- Fence Line
- Historic Structure
- Approximate Lateral Extent of Creosote/Coal Tar Impacts
- Site Boundary
- Approximate Parcel Boundary
- Sanitary Sewer Line
- Sanitary Sewer Manhole

LOCUS MAP



0 40 80 Feet

1 inch = 40 feet

REFERENCES

1. Based on 2016 Statewide Leaf-Off Orthophotography, Courtesy of University of Connecticut.
2. Figure 2 Site Diagram of Rockville MGP Site Showing Test Boring Locations, Topography and Piezometer Locations in the Hockanum River. Prepared by Northeast Utilities Service Company April 24, 1991.
3. Town of Vernon GIS: http://gis.vernon-ct.gov/newviewer/index.html
4. Surveys Conducted by Kratzert, Jones & Associates in 2016 through 2020.
5. Sanborn Fire Insurance (Sanborn Maps) 1885 to 1961

NOTES

1. See Table 1: Area of Concern (AOC) and Conceptual Site Model Summary Table for AOC descriptions.
2. R = Monitoring Well Re-Install
3. "S" wells are screened in overburden at the water table.
"D" wells are screened in overburden at the bedrock interface.
"BR" wells are proposed to be installed within the bedrock.

The Connecticut Light and Power Co. dba Eversource Energy (Eversource)
Rockville Former MGP Site
Rockville, Vernon, Connecticut

December 2021

Tighe&Bond

G:\GIS\CT\EversourceEnergy\E0755\E0755_44_RockvilleMGP\MXD\NEW\2021 Summary Report\Figure6_SampleLocationSummary_2021.mxd

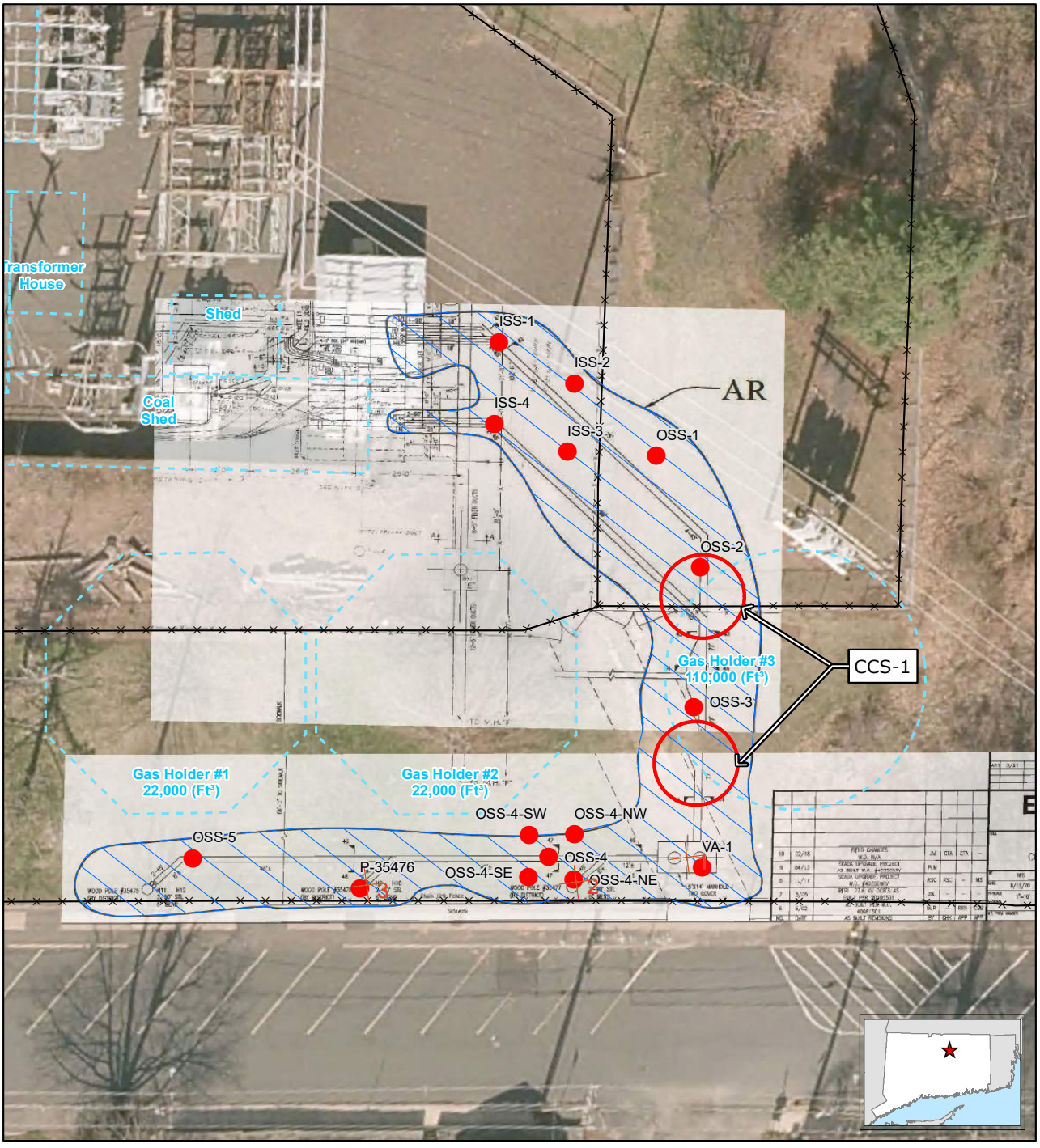

Legend

- Soil Sample Location
- Concrete Sample Location
- Area 1 Conduit Route (Approximate)
- Historic Structure
- Fence Line

Tighe&Bond

References:
1.2016 Statewide Leaf-Off Orthophotography.
2. Surveys Conducted by Kratzert, Jones & Associates in 2016 through 2020.
3. Eversource Energy Drawing 24601-33003 titled "Rockville 14W Conduit Plan And Section Details; Conduit Plan, Section & Details, Vernon Connecticut

1:360
0 15 30
Feet

FIGURE 7:
UTILITY CONDUIT SAMPLING LOCATIONS

The Connecticut Light and Power Co.
dba Eversource Energy (Eversource)
Rockville Former MGP Site
Rockville, Vernon, Connecticut

December 2021

G:\GIS\CT\EversourceEnergy\E0755\E0755_44_RockvilleMGP\MXD\NEW\2021 Summary Report\Electrical_Upgrades_Fig 7.mxd [Exported By: BCaswell, 12/28/2021, 2:52:59 PM]

14-0755

Tighe&Bond

APPENDIX B

Tighe&Bond

TABLE 1
Areas Of Concern (AOCs)/ Site Conceptual (CSM) Summary
Rockville Former MGP Site
13 Maple Street and Off-site Areas of Investigation
Rockville, Vernon, CT

AOC #	AOC Description	COCs	Possible Release Mechanisms and Migration Pathways	Potentially Affected Media	Previous Investigation Soil Locations	Phase III Soil Locations	Previous Investigation Groundwater Locations	Phase III Investigation Groundwater Locations	Previous COCs in Soil	Phase III COCs in Soil	Previous COCs in Groundwater	Phase III COCs in Groundwater	COCs in Surface Water	Investigation Status	Remediation Status
	Rockville Former MGP Site (On-Site)														
1	Former Retorts/ Generating Room	VOCs (BTEX), SVOCs, Metals, Total Cyanide, ETPH	Coal and oil used to generate manufactured gas. By-products generated could include tar residues, coal ash, coke, complexed cyanide compounds during the production of gas. Materials could have been used as fill in the building foundation.	Surface soils Subsurface soils Groundwater	TB-34 TB-47	SB-07 SB-43 SB-44 SB-46 SB-47 SB-48 MW-35S SB-76 SB-77	MW-9S/ MW-9D	MW-9S/MW-9D MW-35S	Subsurface Soil samples from MW-09 contained VOC (ethylbenzene), SVOCs above GB PMC, metals detected. Pesticides detected (GB PMC exempt) Fill observed (ash, brick) and tar sheen and odors on auger cuttings.	ETPH above RES and I/C DEC and GB PMC in SB-07, SB-47, and MW-35S ETPH above RES DEC in SB-43 and SB-46 PAHs above RES and I/C DEC and GB PMC in SB-07, SB-43, SB-46, SB-47, MW-35S, SB-77 and SB-78. Benzo(a) pyrene above SEH Condition Threshold Concentration in SB-76. Fill observed (ash, brick, coal) in SB-07 Staining with petroleum odors (10-11.5 ft.) Tar impacts in SB-07: 16 to 25ft, 33-33.5ft., 39-40 ft. Tar impacts in SB-43 and SB-47 at 11-15ft. Tar impacts in SB-44 at 12-15ft and 24.5-26ft. Tar impacts in SB-46 10-37ft. Tar impacts MW-35S 8-20 ft. Petroleum odors in SB-77 4-6 ft. Fill observed in SB-76 0-4 ft. Fill observed in SB-77 0-2 ft.	MW-9S: VOCs (xylenes), PAHs, metals, cyanide above SWPC MW-9D: PAHs and metals above SWPC	**Shallow:** MW-9S: ETPH, VOCs (1,2,4-trimethylbenzene and naphthalene), PAHs, cyanide above SWPC. ETPH detected above Res VC and I/C VC. MW-35S: ETPH , MA VPH, MA EPH and PAHs above SWPC. ETPH and MA VPH above Res VC. VOC (naphthalene) detected above the SWPC. **Deep:** MW-9D: VOC,ETPH and cyanide not detected. Naphthalene and metals detected below the SWPC.	Surface water (Hockanum River) upgradient of the AOC	Phase I ESA (2017) Phase II Investigation (1992) Phase III ESA (2016-2020)	Remedial evaluation pending the completion of the Phase III investigation.
2	Former Purifying House	VOCs (BTEX), SVOCs, Metals, Total Cyanide, ETPH	Manufactured gas was passed through lime used to scrub impurities (sulphur/cyanide) from the gas (Purifier waste). Materials could have been used as fill in the building foundation.	Surface soils Subsurface soils Groundwater	TBX1 TB-3 TB-4 TB-5 TB-20 TB-21 TB-22	TP-01 TP-02 TP-03 SB-31 SB-52	MW-9S/ MW-9D	MW-9S/MW-9D	Soil samples from MW-09 contained VOC (ethylbenzene), SVOCs above GB PMC, metals detected. Pesticides detected (GB PMC exempt) Fill observed (brick) and sheen and strong odors on auger cuttings.	ETPH and PAHs above RES and I/C DEC and GB PMC in SB-31 and SB-52 DEC does not apply due to samples greater than 15'. PAHs above RES and I/C DEC and GB PMC, ETPH above RES DEC in TP-03. PAHs detected above RES and I/C DEC and GB PMC. Cyanide detected in all but SB-31. Fill observed (bricks, metal pieces, metal conduit, cast iron pipe, ash) Tar impacts in SB-31 and SB-52 15-31ft	MW-9S: VOCs (xylenes), PAHs, metals, cyanide above SWPC MW-9D: PAHs and metals above SWPC	**Shallow:** MW-9S: ETPH, VOCs (1,2,4-trimethylbenzene and naphthalene), PAHs, cyanide above SWPC. ETPH detected above Res VC and I/C VC.. **Deep:** MW-9D: VOC,ETPH and cyanide not detected. Naphthalene and metals detected below the SWPC.	Surface water (Hockanum River) upgradient of the AOC	Phase I ESA (2017) Phase II Investigation (1992) Phase III ESA (2016-2020)	Remedial evaluation pending the completion of the Phase III investigation.
3	Former Gas Holder #1 [Gasometer-22,000 ft^3 Capacity]	VOCs (BTEX), SVOCs, Total Cyanide, ETPH	Residual tar droplets collected inside the bottom of the holder which is likely subgrade based upon its age (pre-1900 and boring refusal). Possible leaks or spills from the holder to the soils.	Surface soils Subsurface soils Groundwater	TB-18 (Refusal 13.6') TB-19 (Refusal 14') TB-6 (Refusal 15.5') TB-7 (Refusal 16.5') TB-45 CSS-4	SB-04 SB-05 SB-06 SB-29 SB-30 SB-31 SB-85 TP-04 TP-05	MW-10S MW-10M MW-10D	MW-9S MW-9D MW-10S MW-10M MW-10D MW-10BR MW-10SR MW-24S MW-32S	Surface soil: PAHs detected. Soil samples from MW-10 contained VOCs, SVOCs, pesticides above GB PMC but below the water table. Strong sheen and odor observed on auger cuttings. Fill observed TB-18 and TB-19.	ETPH above RES DEC in SB-29 and SB-30. ETPH and VOCs above RES & I/C DEC and/or GB PMC in SB-05, SB-06, SB-31, and TP-05. DEC does not apply to SB-05 due to sample depth greater than 15'. PAHs above RES and I/C DEC and/or GB PMC in SB-29, SB-30, and SB-31 Fill observed (ash, slag, and/or metal) in SB-06, SB-29, SB-30, SB-31, TP-04, TP-05 Heavily tar impacted soils within the Gas Holder #1 (5.75 to 14 feet). TCLP benzene in impacted above characteristic hazardous waste level in SB-85. Outside holder tar impacts observed in SB-04, SB-05 19.5- 39 feet, 44.5 ft. to 50 feet, 71 to 74 ft. and SB-31 from 11 to 31 ft and 47 to 49 ft	MW-9S: VOCs (xylenes), PAHs, metals, cyanide above SWPC MW-9D: PAHs and metals above SWPC MW-10S: VOCs and cyanide detected, PAHs and metals above SWPC. MW-10M: VOCs (xylenes) detected, PAHs and metals above SWPC MW-10D: SVOCs and metal (zinc) above SWPC	**Shallow:** MW-10SR: Not sampled due to visual observations of tar globules/ staining during development. Tar present in subsequent gauging. Tar present in MW-24S and MW-32S during development. MW-24S contained in subsequent gauging. **Intermediate:** MW-10M: ETPH, VOCs (naphthalene) detected and PAHs above SWPC **Deep:** MW-10D: Not sampled due to visual observations of tar globules/ staining during development **Bedrock:** MW-10BR: ETPH, PAHs , VOCs, and metals detected.	Surface water (Hockanum River) upgradient of the AOC	Phase I ESA (2017) Phase II Investigation (1992) Human Health Risk Assessment (1994) Phase III ESA (2016-2020)	Remedial evaluation pending the completion of the Phase III investigation.

Tighe&Bond

TABLE 1
Areas Of Concern (AOCs)/ Site Conceptual (CSM) Summary
Rockville Former MGP Site
13 Maple Street and Off-site Areas of Investigation
Rockville, Vernon, CT

AOC #	AOC Description	COCs	Possible Release Mechanisms and Migration Pathways	Potentially Affected Media	Previous Investigation Soil Locations	Phase III Soil Locations	Previous Investigation Groundwater Locations	Phase III Investigation Groundwater Locations	Previous COCs in Soil	Phase III COCs in Soil	Previous COCs in Groundwater	Phase III COCs in Groundwater	COCs in Surface Water	Investigation Status	Remediation Status
4	Former Gas Holder #2 [Gasometer-22,000 ft^3 Capacity]	VOCs (BTEX), SVOCs, Total Cyanide, ETPH	Residual tar droplets collected inside the bottom of the holder which is likely subgrade based upon its age (pre-1900) and boring refusal. Possible leaks or spills from the holder to the soils.	Surface soils Subsurface soils Groundwater	TBX-4 TB-16 (Refusal 18') TB-17 TB-8 TB-9 TB-42	SB-02 SB-03 SB-04 SB-05 SB-28 SB-29 SB-73 SB-74 SB-75 SB-83 SB-84 TP-05 TP-06	MW-10S MW-10M MW-10D	MW-10S MW-10S2 MW-10M MW-10D MW-10BR MW-24S	Surface soil: PAHs detected. Soil samples from MW-10 contained VOCs, SVOCs, pesticides above GB PMC but below the water table Strong sheen and odor observed on auger cuttings (TB-16 and TB-17). Fill (bricks) observed in TB-16.	PAHs, ETPH and VOCs above RES & I/C DEC and GB PMC in SB-03 and SB-05. PAHs and ETPH above GB PMC in SB-02. PAHs above RES and I/C DEC and/or GB PMC in SB-28, SB-29, and SB-73. SB-73 is in compliance with GB PMC through SPLP testing. Elevated PAHs detected in SB-75 likely intersects the apparent seasonal high water table. Arsenic above RES and I/C DEC and benzene above GB PMC in SB-28. ETPH above RES DEC in SB-29 Total and SPLP benzene above GB PMC and 10X GWPC in SB-83 1 to 3 ft. Fill observed (ash, brick, coal) in SB-05, SB-28, and SB-29, TCLP benzene in impacted above characteristic hazardous waste level in SB-84. Fill (wood, glass, metal) observed in TP-05. Tar impacts: SB-02: 18 to 39 ft. SB-03: 10.5 to 15 ft. SB-04: 2.5-37 ft. 44.5-50 ft. SB-05: 19.5 to 39 ft., 71-74 ft. SB-28: 24-36.5 ft. TP-05: 5.75 -6.0 ft.	MW-10S: VOCs and cyanide detected, PAHs and metals above SWPC. MW-10M: VOCs (xylenes) detected, PAHs and metals above SWPC MW-10D: SVOCs and metal (zinc) above SWPC	**Shallow:** MW-10SR: Not sampled due to visual observations of tar globules/ staining during development **Deep:** MW-10M: ETPH, VOCs (naphthalene) detected and PAHs above SWPC MW-10D: Not sampled due to visual observations of tar globules/ staining during development. **Bedrock:** MW-10BR: ETPH, PAHs ,VOCs, and metals detected.	Surface water (Hockanum River) upgradient of the AOC	Phase I ESA (2017) Phase II Investigation (1992) Human Health Risk Assessment (1994) Phase III ESA (2016-2020)	Remedial evaluation pending the completion of the Phase III investigation.
5	Former Gas Holder #3 [Gasometer-110,000 ft^3 Capacity)	VOCs (BTEX), SVOCs, Total Cyanide, ETPH	Residual tar droplets collected inside the bottom of the holder which is likely a shallow subgrade based upon its age (post 1900). Possible leaks or spills from the holder to the soils.	Surface soils Subsurface soils Groundwater	SS-3A CSS-3 TB-13 (Refusal 8') TB-14 (Refusal 6.5')	TP-07	Groundwater not investigated. Water encountered inside the holder foundation.	MW-7S/MW-7D	Surface soils: PAHs and metals detected Fill observed	Surface soils: PAHs, cyanide and metals detected No visual impacts in soils.	Groundwater investigations not completed in AOC.	**Shallow :** MW-7S: ETPH and PAHs detected above the SWPC. VOCs and metals detected. **Deep:** MW-7D: PAHs, VOCs and metals detected	Surface water (Hockanum River) upgradient of the AOC	Phase I ESA (2017) Phase II Investigation (1992) Human Health Risk Assessment (1994) Phase III ESA (2016-2018)	Investigation complete. Soil remediation is not required. Groundwater impacts are likely associated with AOC-3 and AOC - 4 (Holder #1 and Holder #2). Groundwater impacts are addressed under site-wide groundwater AOC-15.
6	Former Coal Shed	PAHs, Metals	Coal stockpiled for MGP could be present in the soils.	Surface soils Subsurface soils	Soils not investigated	SS-102 SS-103 SEH Invest. HA-01 HA-02 HA-03 HA-04 HA-05 HA-06 HA-07 HA-08 HA-09	Groundwater not investigated (within active transformer yard)	Groundwater not investigated (within active transformer yard)	No investigations completed in the AOC.	PAHs, ETPH, and lead above the RES and I/C DEC and GB PMC in SS-102. PCBs detected. Benzo (a) pyrene detected above the SEH Condition Notification Threshold Concentration. PAHs, ETPH, and arsenic above the RES and I/C DEC and/or GB PMC in SS-103. Cyanide detected. PAHs above the RES and I/C DEC in HA-01 through HA-09. SEH Threshold Notification Concentration for benzo(a)pyrene delineated HA-01, HA-2 and HA-03 above the threshold. Fill observed (coal, ash) in shallow soils below the trap-rock gravel cover to 2 feet below grade.	Groundwater investigations not completed in AOC.	Groundwater investigations not completed in AOC.	Surface water (Hockanum River) upgradient of the AOC	Phase I ESA (2017) Phase III ESA (2017-2018)	Delineation SEH soils for benzo (a) pyrene was completed in 2018. Remedial evaluation pending the completion of the Phase III investigation.

Tighe&Bond

TABLE 1
Areas Of Concern (AOCs)/ Site Conceptual (CSM) Summary
Rockville Former MGP Site
13 Maple Street and Off-site Areas of Investigation
Rockville, Vernon, CT

AOC #	AOC Description	COCs	Possible Release Mechanisms and Migration Pathways	Potentially Affected Media	Previous Investigation Soil Locations	Phase III Soil Locations	Previous Investigation Groundwater Locations	Phase III Investigation Groundwater Locations	Previous COCs in Soil	Phase III COCs in Soil	Previous COCs in Groundwater	Phase III COCs in Groundwater	COCs in Surface Water	Investigation Status	Remediation Status
7	Former Transformer House	PCBs, ETPH	Transformer use. Possible leaks or spills could have impacted soils.	Surface soils Subsurface Soils	Soils not investigated (within active transformer yard)	SS-100 SS-101 SB-44	Groundwater not investigated (within active transformer yard)	Groundwater not investigated (within active transformer yard)	No investigations completed in the AOC.	PAHs above RES and I/C DEC and GB PMC in SS-100. Arsenic above RES and I/C DEC in SS-100 and SS-101. ETPH and cyanide detected. Fill, coal and brick, encountered to 5 feet below grade in SB-44. ETPH and cyanide detected. Visual Impacts (Appear to be associated with AOC -1) 12- 15 ft.: Petroleum odor and sheen 24.5-26: Faint tar odor	Groundwater investigations not completed in AOC.	Groundwater investigations not completed in AOC.	Surface water (Hockanum River) upgradient of the AOC	Phase I ESA (2017) Phase III ESA (2018)	Remedial evaluation pending the completion of the Phase III investigation.
8	Current Substation	PCBs, ETPH, Metals,	Possible leaks or spills from transformers	Surface soils Subsurface Soils If significant release: groundwater	TB-34 TB-38 TB-39S TB-32 MW-8S	SS-100 to SS-106 HA-01 to HA-11 SB-43 SB-44	MW-8S	MW-2SR, MW-2D, MW-2BR, MW-5S, MW-5D, MW-8SR, MW-16S, MW-17S, MW-25S, MW-32S, MW-33S, MW-34S, MW-35S, MW-36S	PAHs and metals detected. Fill (sand) observed	Arsenic and ETPH above RES and I/C DEC in SS-100, SS-101, SS-104 and SS-106. PAHs, ETPH, and lead above the RES and I/C DEC and GB PMC in SS-102. PCBs detected. PAHs, ETPH, and arsenic above the RES and I/C DEC and/or GB PMC in SS-103. Cyanide detected. ETPH also above RES DEC, I/C DEC and GB PMC in SS-104 and Res DEC in SS-106. PAHs above RES and I/C DEC and GB PMC in SS-100, SS-104, SS-105 and SS-106. HA-01 through HA-07, HA-08 and HA-09: SEH investigation (See AOC 6) . PAHs above the RES and I/C DEC in HA-01 through HA-09. SEH Condition Notification Threshold Concentration for benzo(a)pyrene delineated see AOC-9. Fill observed in top 2 feet of soils. HA-09A: ETPH exceeds RES DEC, arsenic exceeds the RES and I/C DEC. PAHs exceed RES DEC, I/C DEC and GB PMC. Cyanide detected. PCBs not detected. HA-10: ETPH and PAHs exceed RES DEC, I/C DEC and GB PMC. Cyanide detected below RES DEC and GB PMC. Arsenic exceeds the RES and I/C DEC HA-11: Arsenic exceeds the RES and I/C DEC. ETPH detected. ETPH above RES DEC in MW-35S & MW-36S and above RES & I/C DEC in MW-32S Arsenic above RES & I/C DEC in MW-35S and MW-36S PAHs above RES & I/C DEC and GB PMC in MW-32S, MW-33S, MW-34S, MW-35S, and MW-36S. Benzo(a) pyrene detected above the SEH Condition Notification Threshold Concentration in SB-76 (0-2 ft.) and SB-78 (0-1 ft.) Visual Impacts (Appear to be associated with AOC -1) 12- 15 ft.: Petroleum odor and sheen 24.5-26: Faint tar odor	MW-8S: Metals detected above the SWPC. Cyanide detected.	**Shallow**: MW-2SR: Not sampled due to visual observations of tar globules (2017). PAHs detected above SWPC. VOC (naphthalene detected). MW-5S: PAHs detected above SWPC. ETPH detected above the SWPC, RES VC and I/C VC. VOCs, and metals detected. MW-8SR: PAHs detected above the SWPC. Elevated metals detected. Possibly associated with turbidity in sample. MW-16S: Metals and VOC (Chloroform) detected . MW-17S: VOCs (tetrachloroethene)and ETPH detected below SWPC. Metals detected. MW-33S: acenaphthylene detected above SWPC and ETPH above SWPC, RES VC and I/C VC. MW-34S; ETPH above SWPC, RES VC and I/C VC and PAHs (acenaphthylene, Benz(a)anthracene, chrysene) detected above the SWPC MW-35S: ETPH , MA VPH, MA EPH and PAHs above SWPC. ETPH and MA VPH above Res VC. VOC (naphthalene) detected above the SWPC. (associated with AOC-3). **Deep**: MW-2D: Not sampled due to visual observations of tar globules. MW-5D: Metals and ETPH detected **Bedrock**: MW-2BR: PAHs detected below the SWPC. Metals detected.	Surface water (Hockanum River) located adjacent but up gradient of location.	Phase I ESA (2017) Phase II Investigation (1992) Phase III ESA (2016-2020)	Phase III ESA and pre-design sampling is needed for this AOC. Remedial evaluation pending the completion of the Phase III investigation.

Tighe&Bond

TABLE 1
Areas Of Concern (AOCs)/ Site Conceptual (CSM) Summary
Rockville Former MGP Site
13 Maple Street and Off-site Areas of Investigation
Rockville, Vernon, CT

AOC #	AOC Description	COCs	Possible Release Mechanisms and Migration Pathways	Potentially Affected Media	Previous Investigation Soil Locations	Phase III Soil Locations	Previous Investigation Groundwater Locations	Phase III Investigation Groundwater Locations	Previous COCs in Soil	Phase III COCs in Soil	Previous COCs in Groundwater	Phase III COCs in Groundwater	COCs in Surface Water	Investigation Status	Remediation Status
9	Historic Site Fill	VOCs, SVOCs, Metals, PCBs, ETPH	Historic placement of fill during the development of Site.	Surface soils Subsurface soils	TB-02, TB-03,TB-04, TB-06, TB-13, TB-14, TB-16, TB-17, TB-18, TB-19, TB-20, TB-21, TB-22, TB-27, TB-31, TB-32, TB-33, TB-34, TB-38, TB-39, TB-40, TB-42, TB-45, TB-47, MW-02D, MW-04D, MW-05S, MW-05D, MW-10S, MW-10M, MW-10D Historic fill was identified in multiple borings which overlap with other AOCs	On-site soils borings, SS-100 to SS-107, SB-76 to SB-83, TP-01 to TP-07, HA-01 to HA -18 Historic fill was identified in multiple borings which overlap with other AOCs	Not Applicable	Not Applicable	Fill (i.e., ash and bricks observed)	Fill (i.e., ash, bricks, slag, metals, glass, building debris, coal, and site fill) and former MGP plant foundations observed in several Phase III investigation locations. Fill as deep as 15 ft. Concentrations of COCs including PAHs, ETPH, and metals above RSR criteria covered under separate AOCs. Concentrations of benzo (a) pyrene above SEH Threshold Notification Concentration for benzo(a)pyrene delineated in SS-102, HA-01A, HA-02 HA-03, HA-18, SB-76 and SB-78.	Wells screened below fill (See AOC-15)	Wells screened below fill (See AOC-15)	Surface water (Hockanum River) located adjacent but up gradient of location.	Phase I ESA (2017) Phase II Investigation (1992) Phase III ESA (2018-2020)	Phase III ESA and pre-design sampling is needed for this AOC. Remedial evaluation pending the completion of the Phase III investigation.
10	Hockanum River Sediment	PAHs and Metals	Possible historic discharges to the river from the Site, historic discharges from up gradient industries, current storm water run-off and anthropogenic sources.	Sediment	R-Sed-A/B/C/D Sediments (A,B,C, D)	River Sediment Samples SED-01 SED-02 SED-03 SED-04 SED-05 SED-06 Outfall Sediment Samples SED-07 SED-08 SED-09 Background Sediment Samples SED-101 SED-102 SED-103 SED-104 SED-105	Not Applicable	SW-01 SW-02 SW-03 SW-04 Background Surface Water Samples SW-100 SW-101	PAHs and metals detected above sediment screening criteria. VOC (methylene chloride) detected.	River Sediment Samples ETPH, PAHs, and metals detected. Highest PAH concentrations were detected upstream at SED-01. ETPH detected in all sediment samples. Metals detected in all sediment samples. Elevated copper, lead and zinc detected in SED-06. SED-06A, B, C were collected in the vicinity of SED-06. Outfall Sediment Samples VOC (toluene), ETPH, PAHs and metals were detected. Background Sediment Samples PAHs, ETPH and metals detected in SED-101 through 105.	Not applicable	COCs not detected in groundwater. Barium detected below SWPC in adjacent monitoring wells.	Barium detected in all surface water samples. Chromium detected in SW-01 and SW-02, Zinc detected in SW-01, SW-02, SW-03, and SW-04 Background surface water samples: Barium detected.	Phase I ESA (2017) Phase II Investigation (1992) Phase III Investigation (2017-2020)	Investigation is completed. SLERA is currently being prepared and will be submitted to CTDEEP for review

Tighe&Bond

TABLE 1
Areas Of Concern (AOCs)/ Site Conceptual (CSM) Summary
Rockville Former MGP Site
13 Maple Street and Off-site Areas of Investigation
Rockville, Vernon, CT

AOC #	AOC Description	COCs	Possible Release Mechanisms and Migration Pathways	Potentially Affected Media	Previous Investigation Soil Locations	Phase III Soil Locations	Previous Investigation Groundwater Locations	Phase III Investigation Groundwater Locations	Previous COCs in Soil	Phase III COCs in Soil	Previous COCs in Groundwater	Phase III COCs in Groundwater	COCs in Surface Water	Investigation Status	Remediation Status
11	Coal Tar impacts and Fill Observed at TB-33 (Southwestern portion of Site)	VOCs (BTEX), SVOCs, Total Cyanide, ETPH	Historic placement of fill.	Surface soils Subsurface Soils Groundwater	TB-33 TB-34 MW-5S MW-5D	SB-11 SB-36 SB-37 SB-38 SB-39 SB-40 SB-41 SB-42 SB-53 MW-16S MW-17S SB-69 SB-70 SB-71 MW-31S (boring)	MW-5S MW-5D	MW-5S MW-5D MW-16S MW17S MW-30S MW-38S MW-39S MW-31S	VOCs, PAHs and metals detected. Fill (sand) with tar observed.	ETPH and PAHs detected above RES and I/C DEC and GB PMC in SB-11. Naphthalene (VOC) detected above GB PMC and arsenic and lead detected above RES and I/C DEC in SB-11. Fill (Ash and Slag) observed in SB-11, SB-36, SB-39 ,SB-40, SB-40A, SB-69, SB-70, SB-71 to approximately 5 feet. SB-11: Sheen and tar odor observed from 5 to 8 feet. SB-36: Tar odor 12 to 20 feet. Sheen 15 to 20 feet. SB-38: sheen and tar odor 10 to 11 feet. SB-40: sheen and tar odor 8 to 15 feet. SB-69: ETPH above RES & I/C DEC & GB PMC, arsenic above RES & I/C DEC 1 to 3 feet. PAHs above RES & I/C DEC & GB PMC 1 to 3 feet and 4 to 5 feet. SB-70: Arsenic above RES & I/C DEC. PAHs above RES & I/C DEC & GB PMC 3 to 4 feet. SB-71: ETPH above RES DEC & GB PMC 1 to 3 feet and 8 to 10 feet. PAHs above RES & I/C DEC & GB PMC 1 to 3 feet, 5 to 7 feet and 8 to 10 feet.	MW-5S: PAH (Acenaphthylene) detected above the SWPC. VOC (xylene) and metal (chromium) detected. MW-5D: VOC (Benzyl Alcohol) and metals detected above SWPC. SVOC (2-methylphenol) detected.	**Shallow:** MW-5S: ETPH and VOCs detected below SWPC. PAHs detected above SWPC. Metals detected. MW-16S: Metals and Chloroform (VOC) detected MW-17S: VOC (tetrachloroethene), ETPH detected below SWPC. Metals detected. MW-30S: ETPH and acenaphthylene above SWPC. ETPH above RES VC MW-31S: Metals detected MW-38S & MW-39S: Acenaphthylene above SWPC MW-39S: ETPH detected above the SPWC, RES VC and I/C VC **Deep:** MW-5D: Metals and ETPH detected	Surface water (Hockanum River) located adjacent but up gradient of location.	Phase I ESA (2017) Phase II Investigation (1992) Phase III Investigation (2016-2018)	Remedial evaluation pending the completion of the Phase III investigation.
12	Tar impacts and Fill Observed (Southeastern portion of Site)	VOCs (BTEX), SVOCs, Total Cyanide, ETPH	Historic placement of fill (AOC-13). Possible migration for spills or leaks from adjacent Retorts (AOC-1) or Purifying House (AOC-2).	Surface soils Subsurface Soils Groundwater	CSS-5 TB-2 TB-3 TB-24 TB-28 MW-6S MW-6D	SB-08 SB-09 SB-09A SB-10 SB-24 SB-32 SB-33 SB-48 SB-49 SB-50 SB-51 SB-82 SS-107 SS-108 HA-17 HA-18 SB-76 to SB-82	MW-2S MW-2D MW-6S MW-6D	MW-2SR MW-2D MW-2BR MW-6S MW-6D	Surface Soil: PAHs exceeded the Res DEC and GB PMC. Subsurface soils: VOC(methylene chloride), SVOCs, cyanide, and metals detected. Fill (ash and sand fill), Tar impacts sheen observed.	PAHs detected above RES and I/C DEC and GB PMC in SB-08, SB-09A. PAHs detected above the RES DEC and GB PMC in SB-24. ETPH detected above RES DEC in SB-09A. Concentrations of PAHs and ETPH were detected above the RES DEC, I/C DEC and/or the GB PMC in SB-32 and SB-51. Concentrations of arsenic were detected in above the RES DEC and I/C DEC. HA-17: ETPH and cyanides detected. PAHs detected above the RES DEC., I/C DEC and GB PMC. Lead above the GB PMC. HA-18: ETPH, PAHs above the RES DEC/ I/C DEC and GB PMC. Benzo (a) pyrene above the SEH Threshold Notification Concentration. SB-76: to SB-82: PAHs above the RES DEC/ I/C DEC and GB PMC SB-79: Benzene above GB PMC 1-2 ft, PCE above GB PMC and RES DEC 1-2 ft, GB PMC 3-4 ft and 5-6 ft SB-81: Dieldrin above GB PMC 0-1 ft SB-82: ETPH above RES DEC, I/C DEC, and GB PMC 2-3 ft SB-08: Staining and fuel oil odor 11 to 2 ft. Staining and tar odor from 24 to 29 ft. SB-10: Sheen and tar odor 9 to 24.5 ft. SB-33: tar odor 7 to 11 ft. Sheen, blebs and tar odor 11.5- 20 ft. SB-50: Tar from 11-12 ft. Sheens and tar blebs were observed from 15 to 17 feet. sheens and tar odors were observed from 17 feet to 25 feet SB-51: petroleum orders and grey staining from 14 to 17 feet. Sheen, tar blebs and/or tar odors were observed from 17 to 20 feet. Fill (brick, glass, slag, and/or ash) observed in SB-08, SB-09A and SB-24, SB-32, SB-33, SB-48 to SB-51, and SB-76 to SB-82.	MW-2S: Dry. MW-2D: Metals and PAHs detected above the SWPC and VOCs (xylene and ethylbenzene detected). MW-6S: Metals detected above the SWPC. SVOC (bis2-ethylhexylphthalate) detected.	**Shallow:** MW-2SR: Not sampled due to visual observations of tar globules (2017). MW-6S: Naphthalene and metals detected below the SWPC. **Deep**: MW-6D: PAHs detected below SWPC. Metals detected. MW-2D: Not sampled due to visual observations of tar globules **Bedrock:** MW-2BR: PAHs detected below the SWPC. Metals detected.	Hockanum River located adjacent but up gradient of location.	Phase I ESA (2017) Phase II Investigation (1992) Human Health Risk Assessment (1994) Phase III Investigation (2016-2020)	Remedial evaluation pending the completion of the Phase III investigation.
13	Possible Historic Fill to the south of the Hockanum River	PAHs	Possible historic placement of fill.	Surface Soil Subsurface Soil	SS-5A, SS5B, SS-5C, SS-5D TBX2 TB-63 and TB-64	SB-25 SB-26 SB-27 SB-54 SB-55 SB-56 SB-57	MW-11S MW-11D MW-12S MW-12D	MW-11S MW-11D MW-12S MW-12D	Surface soil and shallow subsurface soils: PAHs exceeded the RDEC, IDEC and GB PMC.	Surface Soil: PAHs detected above RES and I/C DEC and GB PMC in SB-25, SB-54 and SB-55. Cyanide was detected in SB-54 and SB-55, Metals were detected in SB-54, SB-55, SB-56, and SB-57. SPLP metals were detected in SB-54 and SB-57. Fill (slag and/or ash) observed in SB-26, SB-27, SB-54, SB-55, SB-56, and SB-57.	MW-11S/ MW-11D MW-12S / 12D No analytical data	**Shallow:** MW-11S/ MW-12S: Metals detected **Deep:** MW-11D/ MW-12D: Metals and/or pyrene (PAH) detected	Hockanum River located adjacent and downgradient.	Phase II Investigation (1992) Human Health Risk Assessment (1994) Phase III Investigation (2017-2018)	Remedial evaluation pending the completion of the Phase III investigation.

Tighe&Bond

TABLE 1
Areas Of Concern (AOCs)/ Site Conceptual (CSM) Summary
Rockville Former MGP Site
13 Maple Street and Off-site Areas of Investigation
Rockville, Vernon, CT

AOC #	AOC Description	COCs	Possible Release Mechanisms and Migration Pathways	Potentially Affected Media	Previous Investigation Soil Locations	Phase III Soil Locations	Previous Investigation Groundwater Locations	Phase III Investigation Groundwater Locations	Previous COCs in Soil	Phase III COCs in Soil	Previous COCs in Groundwater	Phase III COCs in Groundwater	COCs in Surface Water	Investigation Status	Remediation Status
14	Tar impacts and Fill Observed (Northern portion of Site)	VOCs (BTEX), SVOCs, Total Cyanide, ETPH	Impacted area to the north of former Gas Holders #1 and #2, Possible migration for spills or leaks from adjacent holders that migrated northward.	Surface soils Subsurface Soils Groundwater	TB-12, TB-36, TB-37,TB-40, TB-42 TB-46, TB-49A,TB-50, TB-51, TB-52, TB-53, TB-54, TB-55 TB-55A, TB-56, TB-58 , TB-59, TB-60, TB-61, TB-62, MW-1, MW-3S, MW-3D, MW-4S, MW-7S TBX5, TBX6 SS-3B. SS3-C, SS3-E, SS3-D, SS1-C, CSS-1, CSS-2	SB-01 SB-12 SB-13 SB-20 SB-21 SB-22 SB-45 SB-59 SB-60 (off-site) SB-64 (off-site) SB-68 SB-73 SB-74 SB-75 MW-37S/D MW-03DR	MW-1S, MW-1D, MW-3S, MW-3D, MW-4S, MW-4D	MW-1S, MW-1D, MW-3S, MW-3D, MW-3DR MW-3BR, MW-4S, MW-4SR, MW-4D, MW-7S, MW-7D, MW-18D, MW-24S, MW-25S, MW-37D, MW-37BR	Surface Soil: PAHs detected above the Res DEC and GB PMC. Metals and cyanide detected. Subsurface soils: SVOCs detected above the Res and I/C DEC and GB PMC and VOCs and pesticide (lindane) detected above the GB PMC. Metals detected. Fill observed and tar odors and tar sheen.	Shallow Subsurface Soils: PAHs detected in SB-21 above the RES DEC, I/C DEC and GB PMC. SPLP PAHs were not detected indicating PAHs are not leachable. PAHs detected in SB-22. PAHs, ETPH, VOCs, cyanide were not detected in SB-01, SB -12 and SB-13 in samples collected just above apparent water table. Elevated concentrations of ETPH, VOCs, and SVOCs detected in SB-13 (25.5-27.5') below water table (~15ft.) SB-45: Metals detected SB-59: PAHs, Cyanide, and VOCs detected Fill observed: Brick observed at 0.5-3.0 ft. in SB-21 and SB-59. Tar impacts were encountered SB-12: from 25-30 ft. (Staining, sheen and coated soils) and 37.5-39ft. (Strong tar odor) SB-13: 20-39 ft. (Staining and heavily tar coated soils and odors) SB-01: 29 to 31 ft. Sheen and tar odor. SB-45: Tar odors 30-41 ft. Tar blebs observed from 30-38 ft. SB-59: Coal and slag 2-3 ft. Tar odors 30 to 45 ft. PAHs,VOCs, and cyanide detected (2 to 3) SB-60: Tar odor 40 to 45 ft. Naphthalene and Xylene (VOCs) detected. SB-64: No visual impacts or odors. MW-37S/D: Sheen and odors observed below water table. SB-68: Tar product observed (23-34 ft), sheen observed (23-59 ft). VOCs, PAHs, and ETPH detected MW-03DR: Tar product observed in auger cuttings (23')	**Shallow:** MW-1S:Metals detected above the SWPC. MW-3S: Metals and PAHs detected above the SWPC. VOCs detected. MW-4S: Metals detected above the SWPC. cyanide, VOCs (1,1,1-TCA) and SVOC (bis2-ethylhexylphthalate) detected. **Deep:** MW-1D: Metals detected above the SWPC. SVOCs detected. MW-3D: Metals detected above the SWPC. SVOCs and VOC (1,1,1-TCA) detected. MW4D: Lead detected above the SWPC.	**Shallow:** MW-4S: Cyanide, metals, VOCs, and PAHs detected MW-4SR: Acenaphthylene (PAH) detected above the SWPC. Cyanide detected. MW-25S: Cyanide, metals, and PAHs detected MW-3S/MW-7S: Metals and VOCs detected. PAHs and ETPH detected above the SWPC MW-1S: Metals, ETPH and PAHs detected above the SWPC. MW-24S: Measurable tar observed in well. **Deep:** MW-1D: ETPH and VOCs detected. PAHs and metals (copper and nickel) detected above the SWPC. MW-3DR: ETPH and acenaphthylene detected above SWPC. MW-4D/MW-7D: Metals detected. MW-18D: ETPH, VOCs, and PAHs detected above the SWPC. Metals detected. MW-37D: Metals detected. **Bedrock:** MW-3BR: PAH (acenaphthylene) above SWPC. ETPH and VOCs detected. Metals detected. MW-37BR: Metals and VOCs detected.	Hockanum River is located up gradient on -site	Phase I ESA (2017) Phase II (1990/1991) Human Health Risk Assessment (1994) Phase III ESA (1996-2020)	Additional Phase III ESA investigation is proposed to assess the seasonal groundwater conditions and assessment of the recoverability of tar. Remedial evaluation pending the completion of the Phase III investigation.
15	Site wide groundwater impacts	VOCs, SVOCs, Metals, PCBs, ETPH, Chromium, Barium, ETPH	Groundwater impacts from spills or leaks occurring at the site. Groundwater flows to the north away from the Hockanum River.	Groundwater	NA	NA	MW-1S, MW-1D, MW-2S, MW-2D, MW-3S, MW-3D, MW-4S, MW-4D, MW-5S, MW-5D, MW-6S, MW-6D, MW-8S, MW-9S, MW-9D, MW-10S, MW-10M, MW-10D, MW-11S, MW-11D, MW-12S, MW-12D	MW-1S, MW-1D, MW-2SR, MW-2BR, MW-2D, MW-3S, MW-3BR, MW-4S, MW-4SR, MW-4D, MW-5S, MW-5D, MW-6S, MW-6D, MW-7S,MW-7D, MW-8SR, MW-9S, MW-9D, MW-10SR, MW-10M, MW-10BR,MW-11S, MW-11D, MW-12S, MW-12D, MW-16S, MW-17S, MW-18D, MW-19S, MW-24S, MW-25S, MW-26S, MW-26D, MW-26BR, MW-27S, MW-28S, MW-29S, MW-29D, MW-30S, MW-33S, MW-34S, MW-35S, MW-36S, MW-37D, MW-37BR, MW-38S, MW-39S	See AOCs above for site investigation information for soils	See AOCs above for site investigation information for soils	**Shallow:** ETPH, VOCs, PAHs, metals, and Cyanide above the SWPC. See above AOCs for individual wells **Deep:** ETPH, VOCs, PAHs, metals, and Cyanide above the SWPC.. See above AOCs for individual wells	**Shallow:** ETPH, VOCs, PAHs, and /or Cyanide above the SWPC. in MW-1S, MW-5S, MW7S, MW-8SR, MW-9S, and MW-10M, MW-29S, MW-30S, MW-33S, MW-34S, MW-35S, MW-38S, and MW-39S. See above AOCs for individual well summary of COCs. Tar globules and staining observed in MW-2S, MW-10SR, and MW-24S during development. Measurable tar observed in MW-10SR and MW-24S **Deep:** VOCs, ETPH, PAH (acenaphthylene) above the SWPC in MW-18D. MW-3DR: ETPH and acenaphthylene detected above SWPC. Tar globules and staining observed in MW-2D, MW-3D and MW-10D **Bedrock:** PAH (acenaphthylene) above SWPC [MW-3BR] . ETPH and VOCs detected. Metals detected. See AOCs above for individual well information.	Hockanum River is located up gradient on -site/ Losing Stream	Phase I ESA (2017) Phase II Investigation (1992) Phase III Investigation (2016-2020)	Additional Phase III ESA investigation is proposed to assess the seasonal groundwater conditions

Tighe&Bond

TABLE 1
Areas Of Concern (AOCs)/ Site Conceptual (CSM) Summary
Rockville Former MGP Site
13 Maple Street and Off-site Areas of Investigation
Rockville, Vernon, CT

AOC #	AOC Description	COCs	Possible Release Mechanisms and Migration Pathways	Potentially Affected Media	Previous Investigation Soil Locations	Phase III Soil Locations	Previous Investigation Groundwater Locations	Phase III Investigation Groundwater Locations	Previous COCs in Soil	Phase III COCs in Soil	Previous COCs in Groundwater	Phase III COCs in Groundwater	COCs in Surface Water	Investigation Status	Remediation Status
Off-site AOCs															
16	Off-site Tar Impacts St. Josephs School/Church Parking Lot	VOCs (BTEX), SVOCs, Total Cyanide, ETPH	Tar impacted area to the north of the property line. Possible migration of impacts to the north from the MGP. Shallow fill possible in the development of the property.	Subsurface Soils Groundwater Surface soils	Soil Borings TB-113, TB-115, TB-116, TB-117, TB-118, TB-119, TB-120, TB-121, TB-125, TB-126, TB-127, TB-130 Surface Soil R426-A, R426-B, R426-C, R426-D R437-A, R437-B, R437-C, R437-D R438-A, R438-B, R438-C, R438-D R446-A, R446-B, R446-C, R446-D R452-A, R452-B, R452-C, R452-D	SB-14, SB-15, SB-16, SB-17, MW-19S, MW-20S, SB-61, SB-62, SB-66, SB-67, MW-29D, MW-14M (Boring) MW-40S (Boring) MW-41S (Boring) MW-42S (Boring) MW-43S/M (Boring)	MW-13S, MW-13D, MW-14S, MW-14D	MW-13S, MW-13D, MW-14S, MW-14M, MW-14D, MW-19S, MW-20S, MW-21S, MW-26S, MW-26D, MW-26BR, MW-29S, MW-29D, MW-40S, MW-41S, MW-42S, MW-42M, MW-43S, MW-43M	Subsurface soils: PAHs detected above the GB PMC VOCs (ethylbenzene, toluene, and xylene detected). Fill observed. Sheens and/or isolated lens of coal tar were observed in soil borings TB-115 through TB-120 and TB-126 at depths ranging between 21.6 to 42 feet below grade. Surface Soil: PAHs detected above the Res DEC and GB PMC along West Street	PAHs, ETPH, VOCs, cyanide were not detected in SB-14, SB-15, SB-16, SB-17 in samples collected just above apparent water table. EPTH, VOCs, and PAHs detected in the deep soil samples collected from SB-14 and MW-20S within tar-impacted intervals below the water table. SB-14: 20.5-23 ft. coated with tar material with tar odors. SB-61: 22.5-44 ft. tar blebs, odors, and sheen. SB-66: 20-30 ft. tar odors. SB-15: 31.5-34 ft. veins coated with tar. MW-20S: 35-38 ft. black stained and sheen with tar odor. No visual impacts in SB-62 and SB-67. Slight tar like odor observed in MW-29D, no visual impacts. Low level detections of benzene and naphthalene. Detections of tar-related VOCs in MW-40S, MW-41S, and MW-42S detected below the water table.	**Shallow:** MW-13S: Copper detected above the SWPC. Metals, SVOC (bis2-ethylhexylphthalate) detected .MW-14S: Metals detected **Deep** MW-13D: Metals detected. MW-14D Metals detected. VOC (tetrachloroethylene) and SVOC (bis2-ethylhexylphthalate) detected.	**Shallow**: MW-13S: Metals and bis2-ethylhexylphthalate) MW-14S: PAHs, metals and cyanide detected. MW-19S: Metals detected MW-21S: Metals and PAHs detected MW-20S: Tar globules / staining in MW-20S. MW-29S: ETPH and benzene above SWPC and RES & I/C VC. Benzene and ETPH in compliance with the RES VC via soil vapor testing. Naphthalene above SWPC. MW-41S: ETPH was detected above SWPC and RES & I/C VC. ETPH is in compliance with the RES VC via soil vapor testing. Acenaphthylene above SWPC. PAHs, metals, and VOCs detected MW-42S: VOCs and ETPH not detected. Phenanthrene, barium, and chromium detected. MW-43S: VOCs and ETPH not detected. Phenanthrene and barium detected. MW-26S: ETPH , VOCs and PAHs not detected. Barium detected. **Intermediate:** MW-14M: ETPH above SWPC . Elevated concentrations of benzene and tar-related VOC detected. Acenaphthylene above SWPC. MW-42M: ETPH above GWPC and SWPC, Benzene above GWPC. PAHs, tar -related VOCs, metals (barium, thallium, zinc). detected MW-43M: VOCs, PAHs and ETPH not detected. Barium, nickel, and zinc detected. **Deep:** MW-14D: ETPH, cyanide, Acenaphthylene (PAH) above SWPC. Metals and VOCs detected. MW-13D: Metals and naphthalene detected MW-26D: Acenaphthylene above SWPC. Metals and VOCs detected. **Bedrock**: MW-26BR Naphthalene and barium detected	Hockanum River is located upgradient on-site and approximately 600 feet to the west.	Phase II (off-site) 1993 Phase III Investigation (2017-2020)	Additional Phase III ESA investigation is proposed to further assess seasonal groundwater conditions at St. Joseph's Church property and the extent of off-site groundwater impacts in intermediate groundwater zone.

Tighe&Bond

TABLE 1
Areas Of Concern (AOCs)/ Site Conceptual (CSM) Summary
Rockville Former MGP Site
13 Maple Street and Off-site Areas of Investigation
Rockville, Vernon, CT

AOC #	AOC Description	COCs	Possible Release Mechanisms and Migration Pathways	Potentially Affected Media	Previous Investigation Soil Locations	Phase III Soil Locations	Previous Investigation Groundwater Locations	Phase III Investigation Groundwater Locations	Previous COCs in Soil	Phase III COCs in Soil	Previous COCs in Groundwater	Phase III COCs in Groundwater	COCs in Surface Water	Investigation Status	Remediation Status
17	Off-site Tar Impacts Maple Street ROW	VOCs (BTEX), SVOCs, Total Cyanide, ETPH	Impacted area within the Maple Street ROW from 15 to 32 feet. Possible migration of impacts from the Retorts (AOC-1) Former Gas Holders #1, #2, (AOCs 3,+). Possible off-site fuel oil impacted in TB-101 and TB-103 from up gradient source of fuel oil.	Subsurface Soils Groundwater	TB-97, TB-99, TB-101, TB-103, TB-104, TB-105, TB-106, TB-111A, TB-11B, and TB-111C	SB-18, SB-19, SB-64	Groundwater not investigated	MW-28S MW-23S	Subsurface Soils had concentrations of VOCs, SVOCs, pesticides (Aldrin, alpha-BHC, and 2-Hexanone) at concentrations above the GB-PMC but were located below the water table. Cyanide and metals were detected. Tar impacts (sheen and odors) encountered from 15 to 32 feet.	ETPH, VOCs, and PAHs detected in SB-18 above the GB PMC. The DEC does not apply to SB-18 due to the sample depth greater than 15'. SPLP VOCs and PAHs detected. Petroleum staining/ sheen and odors 19-23ft. Tar staining/ odors from 24-29 ft. ETPH and PAHs were detected above the RES and I/C DEC and GB PMC in SB-19. Petroleum staining/ sheen and odors 11-19 ft. Tar staining/ odors from 19-26.5 ft. ETPH, PAHs, and VOCs were not detected in SB-64 No visual impacts in SB-64	Groundwater not tested.	MW-23S: Metals detected MW-28S: Metals and naphthalene detected	Hockanum River located up gradient of location.	Phase II (off-site) 1993 Phase III Investigation (2018)	Off-site petroleum impacts are noted within the Maple Street ROW. Petroleum impacts also ere noted at #12 and #14 Maple Street. Impacts could be associated with former 1,000-gallon UST at former 8 Maple Street residence or other off-site source. Remedial evaluation impacts will be assessed in the Remedial Evaluation.
18	Petroleum Impacts #12 and #14 Maple Street	VOCs (BTEX), SVOCs, ETPH	Petroleum-impacted soils from 15 to 27 feet below grade from an up gradient source that migrated via groundwater flow onto the properties.	Subsurface soils Groundwater	TB-203, TB-204, TB-206, TB-219, TB-221, TB-224 (#8 Maple Street) TB-200 and TB-217 (#12 Maple Street)	Not investigated during Phase III	Groundwater not investigated	MW-23S	Subsurface soils contained detections of PAHs. Boring log was not available during the CSM development.	Not investigated during Phase III	Groundwater not tested.	**Shallow:** Adjacent USPS ROW: MW-23S: VOC (chloroform) and metals detected below SWPC	Hockanum River located up gradient of location.	Phase II (off-site) 1994 Phase III Investigation (2018)	Phase I ESA identified a 1,000 leaking underground storage tank used for heating oil at the former 8 Maple Street Residence.
19	Suspected Fill #12 and #14 Maple Street	PAHs	PAHs detected in the shallow subsurface soils (TB-217) possibly from historic fill used in the development of the property.	Surface soils Subsurface soils	TB-217	Not investigated during Phase III	Groundwater not investigated	MW-23S	Subsurface soils contained detections of PAHs, with a detection of (Benzo (a)pyrene) above the Res DEC, I/C DEC and GB PMC. Boring log was not available during the CSM development to assess for presence of fill.	Not investigated during Phase III	Groundwater not tested.	**Shallow:** Adjacent USPS ROW: MW-23S: VOC (chloroform) and metals detected below SWPC	Hockanum River located up gradient of location.	Phase II (off-site) 1994 Phase III Investigation (2018)	Possible historic fill associated with the development of property or potential off-site source.

Tighe&Bond

TABLE 1
Areas Of Concern (AOCs)/ Site Conceptual (CSM) Summary
Rockville Former MGP Site
13 Maple Street and Off-site Areas of Investigation
Rockville, Vernon, CT

AOC #	AOC Description	COCs	Possible Release Mechanisms and Migration Pathways	Potentially Affected Media	Previous Investigation Soil Locations	Phase III Soil Locations	Previous Investigation Groundwater Locations	Phase III Investigation Groundwater Locations	Previous COCs in Soil	Phase III COCs in Soil	Previous COCs in Groundwater	Phase III COCs in Groundwater	COCs in Surface Water	Investigation Status	Remediation Status
20	Off-site Tar Impacts (Residence #14 Maple Street)	VOCs (BTEX), SVOCs, Total Cyanide, ETPH	Tar-impacted soils (sheen and odor) between 30 and 37 feet. Tar migrated beneath Maple Avenue onto the western portion of the property.	Subsurface soils Groundwater	TB-207, TB-210, TB-211, TB-215, MW-15D	Not investigated during Phase III	MW-15S MW-15D	MW-23S	Subsurface soils contained detections of VOCs and PAHs at concentrations above the GB PMC. However, these impacts are likely below the water table and the GB PMC is not applicable.	Not investigated during Phase III	MW-15S: Metals and cyanide exceeded SWPC. VOC (MTBE detected). MW-15D: Metals detected above the SWPC.	**Shallow:** Adjacent USPS ROW: MW-23S: VOC (chloroform) and metals detected below SWPC	Hockanum River located up gradient of location.	Phase II (off-site) 1994 Phase III Investigation (2018)	Access to property was not provided. Tar impacts were assessed with a soil boring within Maple Street ROW (AOC-17) Remedial evaluation pending the completion of the Phase III investigation.
21	Off-site Surface Soils Maple Street School [PAHs Detected above RSR Criteria]	PAHs	PAHs detected in surface soils and shallow subsurface soils at the Maple Street School property.	Surface soils	R453, R454, R455, R456 R501-A, R-501-B, R-501-C, R-501-D R502-A, R-502-B, R-502-C, R-502-D R503-A, R-503-B, R-503-C, R-503-D R504-A, R-504-B, R-504-C, R-504-D R505-A, R-505-B, R-505-C, R-505-D R506-A, R-506-B, R-506-C, R-506-D	Not investigated during Phase III	Groundwater not investigated	Groundwater not investigated	Surface soils and shallow subsurface soils	Not investigated during Phase III	Groundwater not tested.	Groundwater not tested.	Hockanum River located up gradient of location.	Phase II- Surface Soil collection in 1995	Possible historic fill associated with the development of the school property or potential off-site source.
22	Off-site Surface Soils 175 Union Street [PAHs Detected above RSR Criteria]	PAHs	PAHs are detected in surface soils at nearby off-site properties (175 Union Street and Tolland AWC)	Surface soils	R426-A,R426-B,R426-C, R426-D R437-A,R437-B,R437-C, R437-D R438-A,R438-B,R438-C, R438-D R446-A,R446-B,R446-C, R446-D R452-A,R452-B,R452-C, R452-D RBG2-B and RBG2-C	Not investigated during Phase III	Groundwater not investigated	Groundwater not investigated	Surface soils and shallow subsurface soils	Not investigated during Phase III	Groundwater not tested.	Groundwater not tested.	Hockanum River located up gradient of location.	Phase II- Surface Soil collection in 1995	Possible historic fill associated with the development of the property or potential off-site source.

Tighe&Bond

TABLE 1
Areas Of Concern (AOCs)/ Site Conceptual (CSM) Summary
Rockville Former MGP Site
13 Maple Street and Off-site Areas of Investigation
Rockville, Vernon, CT

AOC #	AOC Description	COCs	Possible Release Mechanisms and Migration Pathways	Potentially Affected Media	Previous Investigation Soil Locations	Phase III Soil Locations	Previous Investigation Groundwater Locations	Phase III Investigation Groundwater Locations	Previous COCs in Soil	Phase III COCs in Soil	Previous COCs in Groundwater	Phase III COCs in Groundwater	COCs in Surface Water	Investigation Status	Remediation Status
23	Off-site Groundwater Impacts	VOCs	Groundwater impacts from spills or leaks occurring at the site and migrating offsite.	Groundwater	NA	See AOC 16	MW-13S, MW-13D, MW-14S, MW-14D, MW-15S, MW-15D, MW-19S, MW-20S, MW-21S, MW-23S	MW-13S, MW-13D, MW-14S, MW-14D, MW-19S, MW-20S, MW-21S, MW-23S, MW-26S, MW-26D, MW-26BR, MW-27S, MW-28S, MW-30S, MW-31S, MW-40S, MW-41S, MW-42M, MW-43S, MW-43M Soil Vapor Assessment SV-01, SV-02, SV-03, SV-05	Soils not assessed	See AOC 16	**Shallow:** Metals and cyanide detected above SWPC. VOCs and PAHs detected **Deep:** Metals detected above SWPC. VOCs and PAHs detected	**Shallow:** Tar globules / staining in MW-20S. MW-19S/MW-21S/MW-28S: metal and PAHs detected MW-13S and MW-26S (Plasticizers detected -possible lab contamination) MW-27S: ETPH, metals, and naphthalene detected MW-23S: Metals detected MW-14S: Cyanide, metals, and PAHs detected MW-31S: Barium and nickel detected MW-29S: ETPH and benzene above SWPC and RES & I/C VC. Benzene and ETPH in compliance with the RES VC via soil vapor testing. Naphthalene above SWPC. MW-41S: ETPH was detected above SWPC and RES & I/C VC. ETPH is in compliance with the RES VC via soil vapor testing. Acenaphthylene above SWPC. PAHs, metals, and VOCs detected MW-42S: VOCs and ETPH not detected. Phenanthrene, barium, and chromium detected. MW-43S: VOCs and ETPH not detected. Phenanthrene and barium detected. MW-26S: ETPH , VOCs and PAHs not detected. Barium detected. **Intermediate:** MW-14M: ETPH above SWPC . Elevated concentrations of benzene and tar-related VOC detected. Acenaphthylene above SWPC. MW-42M: ETPH above GWPC and SWPC, Benzene above GWPC. PAHs, tar -related VOCs, metals (barium, thallium, zinc). detected MW-43M: VOCs, PAHs and ETPH not detected. Barium, nickel, and zinc detected. **Deep:** MW-14D: metals and VOCs detected. ETPH, Cyanide, and PAHs detected above the SWPC. MW-26D metals and tar-related VOCs detected, PAH (acenaphthylene) detected above SWPC. ETPH not detected **Bedrock**: MW-26BR Naphthalene and barium detected. VOCs and ETPH not detected.	Hockanum River is located upgradient on-site and approximately 275 feet to 400 feet to the west.	Phase II (off-site) 1994 Phase III ESA (2018-2020)	Additional Phase III ESA investigation is proposed to assess seasonal groundwater conditions at St. Joseph's Church property and to assess the nature and extent west of groundwater impacts to the west of West Street.

NOTES:
MGP=- manufactured gas plant
VOC = Volatile Organic Compound
BTEX- Benzene, toluene, ethyl benzene and xylenes
ETPH- Extractable Total Petroleum Hydrocarbons
PAH = Polycyclic Aromatic Hydrocarbon
TPH = Total Petroleum Hydrocarbons
PCBs= Polychlorinated Biphenyls
SWPC- Surface Water Protection Criteria
Res DEC- Residential Direct Exposure Criteria
I/C DEC - Industrial Commercial Direct Exposure Criteria

CSM = Conceptual site model, described by the Connecticut Department of Environmental Protection as "a representation of an environmental system that is used as a tool for understanding and for explaining to others the basis and rationale for site investigation and the conclusions drawn about the environmental conditions at a site. A CSM describes, explains, and provides and understanding of the nature and distribution of contaminants necessary to evaluate potential risks to human health and the environment. The CSM is an iterative approach to site characterization. The number of iterations and quantity and quality of information is a function of the complexity of site conditions and data quality objectives". This interim CSM is subject to change.

AOC = Area of concern, defined by the Connecticut Department of Environmental Protection as "locations or areas at a site where hazardous waste and or hazardous substances (including petroleum products) have been used, stored, treated, handled, disposed, spilled, and/or released to the environment".

Previous site investigations referred to tar impacts as tar and/or tar. For consistency, these have been changed to tar

Tighe&Bond

TABLE 2
Summary of Soil Pre-Characterization Analytical Data
Rockville 14W-Proposed Electrical Conduit Upgrade
13 Maple Street
Rockville, CT
Last Updated: 10/8/2021

Sample Name	CT DEEP RSRs				RCRA Hazardous Waste Criteria	RCRA 20X Toxicity Characteristic	ISS-1	ISS-1	ISS-2	ISS-3	ISS-4	ISS-4	ISS-4	ISS-COMP	OSS-1
Sample Depth							0 - 2 ft	2 - 4 ft	0 - 2 ft	0 - 2 ft	0 - 2 ft	2 - 4 ft	4 - 6 ft	-	1 - 3 ft
Sample Date	RES DEC	I/C DEC	GB PMC**	I/C SEH 300			5/17/2021	5/17/2021	5/17/2021	5/17/2021	5/17/2021	5/17/2021	5/17/2021	5/17/2021	5/18/2021
Lab Sample ID							CI33118	CI33119	CI33120	CI33121	CI33122	CI33123	CI33124	CI33133	CI33128
Hydrocarbon (mg/Kg)															
CT ETPH	500	2,500	2,500	75,000	NE	NE	850	1,300	650	<53	250	200	<54	-	<53
Fuel Oil #2 / Diesel Fuel	NE	NE	NE	NE	NE	NE	-	-	-	-	-	-	-	<270	-
Fuel Oil #4	NE	NE	NE	NE	NE	NE	-	-	-	-	-	-	-	<270	-
Fuel Oil #6	NE	NE	NE	NE	NE	NE	-	-	-	-	-	-	-	<270	-
Kerosene	NE	NE	NE	NE	NE	NE	-	-	-	-	-	-	-	<270	-
Motor Oil	NE	NE	NE	NE	NE	NE	-	-	-	-	-	-	-	<270	-
Other Oil	NE	NE	NE	NE	NE	NE	-	-	-	-	-	-	-	<270	-
Unidentified	NE	NE	NE	NE	NE	NE	-	-	-	-	-	-	-	<270	-
VOCs (mg/Kg)	Varies	Varies	Varies	Varies	NE	Varies	-	-	-	-	BRL	-	-	BRL	BRL
SVOCs (mg/Kg)															
Acenaphthene	*1,000*	*2,500*	*84*	NE	NE	NE	<1.3	<1.3	<1.3	<0.25	<0.25	<0.26	<0.25	<0.26	<0.24
Acenaphthylene	1,000	2,500	84	75,000	NE	NE	7.1	7.8	4.4	0.48	0.97	0.66	<0.25	1.7	<0.24
Anthracene	1,000	2,500	400	75,000	NE	NE	2.7	2.2	1.7	<0.25	0.28	<0.26	<0.25	0.33	<0.24
Benzo(a)anthracene	1	7.8	1	234	NE	NE	1.1	<1	3.3	0.71	0.42	0.34	<0.25	<0.26	<0.24
Benzo(a)pyrene	1	1	1	30	NE	NE	**8.3**	**7.3**	**2.8**	0.63	0.67	0.45	<0.25	**1.1**	<0.24
Benzo(b)fluoranthene	1	7.8	1	234	NE	NE	5.4	4.1	4.5	0.79	0.59	0.48	<0.25	0.66	<0.24
Benzo(g,h,i)perylene	*8.4*	*78*	*1*	NE	NE	NE	*13*	*7.5*	*5.7*	0.82	0.82	0.58	<0.25	0.66	<0.24
Benzo(k)fluoranthene	8.4	78	1	2,340	NE	NE	5.8	3.5	4.6	0.79	0.58	0.48	<0.25	0.6	<0.24
bis(2-Ethylhexyl)phthalate	44	410	11	12,300	NE	NE	-	-	-	-	-	-	-	<0.26	-
Chrysene	*84*	*780*	*1*	NE	NE	NE	*2.8*	*3.2*	*6.2*	1	0.62	0.54	<0.25	0.58	0.27
Dibenz(a,h)anthracene	*1*	*1*	*1*	NE	NE	NE	***2.9***	***1.9***	***1.2***	<0.25	<0.25	<0.26	<0.25	0.18	<0.24
Fluoranthene	1,000	2,500	56	75,000	NE	NE	<1.3	<1.3	4.3	0.92	0.45	0.32	<0.25	<0.26	0.33
Fluorene	1,000	2,500	56	75,000	NE	NE	<1.3	<1.3	<1.3	<0.25	<0.25	<0.26	<0.25	<0.26	<0.24
Indeno(1,2,3-cd)pyrene	*1*	*7.8*	*1*	NE	NE	NE	***10***	*6*	*4.5*	0.7	0.63	0.46	<0.25	0.69	<0.24
Methylnaphthalene, 2-	*270*	*1,000*	*5.6*	NE	NE	NE	<0.57	<0.56	<0.56	<0.25	<0.25	<0.26	<0.25	<0.26	<0.24
Naphthalene	1,000	2,500	56	75,000	NE	NE	<1.3	<1.3	<1.3	<0.25	<0.25	<0.26	<0.25	<0.26	<0.24
Phenanthrene	1,000	2,500	40	75,000	NE	NE	<1.3	<1.3	3.4	0.57	<0.25	<0.26	<0.25	<0.26	0.25
Pyrene	1,000	2,500	40	75,000	NE	NE	1.8	<1.3	5.6	1.1	0.75	0.52	<0.25	0.38	0.4
Pesticides (mg/Kg)	Varies	Varies	Varies	Varies	NE	Varies	BRL	-	BRL	BRL	BRL	-	-	BRL	-
Herbicides (mg/Kg)	Varies	Varies	Varies	Varies	NE	Varies	BRL	-	BRL	BRL	BRL	-	-	BRL	-
PCBs (mg/Kg)															
PCBs (Total)	1	10	NA	150	NE	NE	<0.39	-	<0.37	<0.37	<0.36	-	-	<0.37	<0.34
Metals (mg/Kg)															
Antimony	27	8,200	NA	123,000	NE	NE	<4.1	<4	<3.6	<3.5	<3.7	<3.6	<3.7	-	<3.7
Arsenic	10	10	NA	150	NE	100	2.42	2.09	8.35	2.61	6.84	4.49	2.64	2.84	1.08
Barium	4,700	140,000	NA	2,100,000	NE	2,000	50.1	35.7	42.8	40.9	46.6	40.2	30.1	34.4	34.7
Beryllium	2	2	NA	30	NE	NE	0.41	0.37	0.38	0.36	0.46	0.44	0.38	-	0.37
Cadmium	34	1,000	NA	15,000	NE	20	0.92	0.79	0.96	0.74	0.98	0.87	0.72	0.81	0.69
Chromium (Total)	NE	NE	NA	NE	NE	100	14.7	14.8	17	14.4	16.4	16.4	14.8	14.6	15.8
Copper	2,500	76,000	NA	1,140,000	NE	NE	14.8	8.7	28.8	17.1	37	29	15.9	-	13.2
Lead	400	1,000	NA	15,000	NE	100	12.6	7.33	30.2	131	34.7	27.8	8.66	19.2	15.5
Mercury	20	610	NA	9,150	NE	4	<0.03	<0.03	0.09	0.06	0.1	0.05	<0.03	<0.03	<0.03
Nickel	1,400	7,500	NA	112,500	NE	NE	8.94	8.59	10.7	8.29	11.9	10.5	9.44	-	10.5
Selenium	340	10,000	NA	150,000	NE	20	<1.6	<1.6	<1.4	<1.4	<1.5	<1.4	<1.5	<1.5	<1.5
Silver	340	10,000	NA	150,000	NE	100	<0.41	<0.4	<0.36	<0.35	<0.37	<0.36	<0.37	<0.37	<0.37
Thallium	5.4	160	NA	2,400	NE	NE	<3.7	<3.6	<3.2	<3.2	<3.3	<3.2	<3.3	-	<3.3
Vanadium	470	14,000	NA	210,000	NE	NE	32.8	28.1	33.9	25	57.3	30.1	27.6	-	26.5
Zinc	20,000	610,000	NA	9,150,000	NE	NE	36.7	28.4	41.8	38	43.4	35.6	28.2	-	27.8
SPLP Metals* (mg/L)															
Antimony	NA	NA	0.06	NA	NE	NE	-	-	-	0.005	0.006	-	-	-	-
Arsenic	NA	NA	0.5	NA	NE	NE	-	-	-	<0.004	0.004	-	-	-	-
Barium	NA	NA	10	NA	NE	NE	-	-	-	0.021	0.035	-	-	-	-
Beryllium	NA	NA	0.04	NA	NE	NE	-	-	-	<0.001	<0.001	-	-	-	-
Cadmium	NA	NA	0.05	NA	NE	NE	-	-	-	<0.005	<0.005	-	-	-	-
Chromium (Total)	NA	NA	0.5	NA	NE	NE	-	-	-	<0.010	<0.010	-	-	-	-
Copper	NA	NA	13	NA	NE	NE	-	-	-	<0.010	<0.010	-	-	-	-
Lead	NA	NA	0.15	NA	NE	NE	-	-	-	0.01	<0.010	-	-	-	-
Mercury	NA	NA	0.02	NE	NE	NE	-	<0.0005	-	<0.0005	<0.0005	<0.0005	<0.0005	-	-
Nickel	NA	NA	1	NA	NE	NE	-	-	-	<0.010	<0.010	-	-	-	-
Selenium	NA	NA	0.5	NA	NE	NE	-	-	-	<0.020	<0.020	-	-	-	-
Silver	NA	NA	0.36	NA	NE	NE	-	-	-	<0.010	<0.010	-	-	-	-
Thallium	NA	NA	0.05	NA	NE	NE	-	-	-	<0.005	<0.005	-	-	-	-
Vanadium	NA	NA	0.5	NA	NE	NE	-	-	-	<0.010	<0.010	-	-	-	-
Zinc	NA	NA	50	NA	NE	NE	-	-	-	0.04	0.046	-	-	-	-
TCLP Lead (mg/L)	NA	NA	0.15	NA	5	NE	-	-	-	0.54	-	-	-	-	-
Cyanide (Total) (mg/Kg)	1,400	41,000	NA	NA	NE	NE	-	-	-	-	-	-	-	<0.51	<0.58
Sulfur (%)	NE	NE	NE	NA	NE	NE	-	-	-	-	-	-	-	<0.10	-
Waste Characterization															
Conductivity (umhos/cm)	NE	NE	NE	NE	NE	NE	-	-	-	-	-	-	-	26	-
Corrosivity	NE	NE	NE	NE	NE	NE	-	-	-	-	-	-	-	PASS	-
Cyanide (Reactive) (mg/Kg)	NE	NE	NE	NE	NE	NE	-	-	-	-	-	-	-	<6	-
Flash Point (Deg F)	NE	NE	NE	NE	<140	NE	-	-	-	-	-	-	-	<200	-
Ignitability (Deg F)	NE	NE	NE	NE	<140	NE	-	-	-	-	-	-	-	<140	-
Paint Filter Test	NE	NE	NE	NE	NE	NE	-	-	-	-	-	-	-	PASS	-
pH	NE	NE	NE	NE	≤2 or ≥12	NE	-	-	-	-	-	-	-	6.07	-
Reactivity	NE	NE	NE	NE	NE	NE	-	-	-	-	-	-	-	PASS	-
Sulfide (Reactive) (mg/Kg)	NE	NE	NE	NE	NE	NE	-	-	-	-	-	-	-	<20	-

CTDEEP RSRs- Connecticut Department of Energy and Environmental Protection Remediation Standard Regulations (Febuary 16, 2021) and Technical Support Document: Recommended Numeric Criteria for Common Additional Polluting Substances and Certain Alternative Criteria (September 20, 2018).
RES DEC - Residential Direct Exposure Criteria
I/C DEC - Industrial/Commercial Direct Exposure Criteria
GB PMC - Pollutant Mobility Criteria for groundwater class GB
I/C SEH 300 - Industrial Commercial Significant Environmental Hazard Notification Threshold Concentrations within 300 feet of a residential property
RCRA - Resource Revocery and Conservation Act
mg/Kg - milligrams per kilogram
mg/L - milligrams per liter
CT ETPH - Connecticut Extractable Total Petroleum Hydrocarbons
VOCs - Volatile Organic Compounds
SVOCs - Semi-Volatile Organic Compounds
SPLP - Synthetic Precipitation Leaching Procedure
< - Not detected above laboratory limits
NE - CTDEEP RSR Criteria not established
NA - Not Applicable
* - RCRA Hazardous Waste concentrations for leachable metals applies to TCLP results only
** - GB PMC values are established for leachable metals and PCBs using TCLP or SPLP analysis.
Only compounds detected are summarized in the table (compounds that are not listed were not detected)
Boxed values indicate exceedances of RES DEC
Bold values indicate exceedances of I/C DEC
Gray shaded values indicate exceedance of GB PMC
RED Text indicates exceedance of Significant Environmental Hazard Condition Notification Threshold Concentrations
Orange shaded values indicate exceedance of RCRA 20X Toxicity Characteristic
- Sample not analyzed
ISS-## - Inner-substation Sample
OSS-## - Outer-substation Sample
VA-# - Vault Area
ISS-COMP - Composite sample from ISS-1 Through ISS-4 at one foot intervals to five to six feet
OSS-COMP - Composite sample from OSS-1 Through OSS-5 at one foot intervals to five to six feet and VA-1 at one foot intervals to nine

Tighe&Bond

TABLE 2
Summary of Soil Pre-Characterization Analytical Data
Rockville 14W-Proposed Electrical Conduit Upgrade
13 Maple Street
Rockville, CT
Last Updated: 10/8/2021

Sample Name	**CT DEEP RSRs**				**RCRA Hazardous Waste Criteria**	**RCRA 20X Toxicity Characteristic**	**OSS-2**	**OSS-3**	**OSS-4**	**OSS-5**	**VA-1**	**VA-1**	**OSS-COMP**	**P-35476**
Sample Depth							0 - 2 ft	2 - 4 ft	1 - 3 ft	2 - 4 ft	1 - 3 ft	6 - 8 ft	-	0 - 2 ft
Sample Date	RES DEC	I/C DEC	GB PMC**	I/C SEH 300			5/18/2021	5/18/2021	5/18/2021	5/18/2021	5/17/2021	5/18/2021	5/17/2021	5/18/2021
Lab Sample ID							CI33129	CI33130	CI33131	CI33132	CI33125	CI33126	CI33134	CI33127
Hydrocarbon (mg/Kg)														
CT ETPH	500	2,500	2,500	75,000	NE	NE	<53	<55	<270	770	<280	<56	-	660
Fuel Oil #2 / Diesel Fuel	NE	NE	NE	NE	NE	NE	-	-	-	-	-	-	<260	-
Fuel Oil #4	NE	NE	NE	NE	NE	NE	-	-	-	-	-	-	<260	-
Fuel Oil #6	NE	NE	NE	NE	NE	NE	-	-	-	-	-	-	<260	-
Kerosene	NE	NE	NE	NE	NE	NE	-	-	-	-	-	-	<260	-
Motor Oil	NE	NE	NE	NE	NE	NE	-	-	-	-	-	-	<260	-
Other Oil	NE	NE	NE	NE	NE	NE	-	-	-	-	-	-	<260	-
Unidentified	NE	NE	NE	NE	NE	NE	-	-	-	-	-	-	<260	-
VOCs (mg/Kg)	Varies	Varies	Varies	Varies	NE	Varies	BRL	BRL	BRL	BRL	BRL	BRL	BRL	BRL
SVOCs (mg/Kg)														
Acenaphthene	*1,000*	*2,500*	*84*	NE	NE	NE	<0.25	<0.25	0.51	<0.25	<0.26	<0.26	<0.25	<0.26
Acenaphthylene	1,000	2,500	84	75,000	NE	NE	<0.25	<0.25	16	1.3	1.3	<0.26	0.53	3
Anthracene	1,000	2,500	400	75,000	NE	NE	<0.25	<0.25	11	0.37	0.36	<0.26	<0.25	1.1
Benzo(a)anthracene	1	7.8	1	234	NE	NE	<0.25	<0.25	**110**	1.4	1.4	<0.26	0.79	2.5
Benzo(a)pyrene	1	1	1	30	NE	NE	<0.25	<0.25	**40**	**1.2**	**1.1**	<0.26	0.86	**2**
Benzo(b)fluoranthene	1	7.8	1	234	NE	NE	<0.25	<0.25	**62**	2.5	1.8	<0.26	1	3.1
Benzo(g,h,i)perylene	*8.4*	*78*	*1*	NE	NE	NE	<0.25	<0.25	*34*	*1.7*	*1.4*	<0.26	*1.1*	*2.2*
Benzo(k)fluoranthene	8.4	78	1	2,340	NE	NE	<0.25	<0.25	59	2.2	1.7	<0.26	0.98	2.8
bis(2-Ethylhexyl)phthalate	44	410	11	12,300	NE	NE	-	-	-	-	-	-	0.67	-
Chrysene	*84*	*780*	*1*	NE	NE	NE	<0.25	<0.25	*110*	*2.7*	*2.2*	<0.26	*1.1*	*4.2*
Dibenz(a,h)anthracene	*1*	*1*	*1*	NE	NE	NE	<0.25	<0.25	***5.3***	0.71	0.32	<0.26	0.35	0.65
Fluoranthene	1,000	2,500	56	75,000	NE	NE	<0.25	<0.25	270	1.9	1.4	<0.26	0.9	3.1
Fluorene	1,000	2,500	56	75,000	NE	NE	<0.25	<0.25	1.6	<0.25	<0.26	<0.26	<0.25	0.44
Indeno(1,2,3-cd)pyrene	*1*	*7.8*	*1*	NE	NE	NE	<0.25	<0.25	***32***	*1.6*	*1.2*	<0.26	*1.1*	*2*
Methylnaphthalene, 2-	*270*	*1,000*	*5.6*	NE	NE	NE	<0.25	<0.25	1.1	0.33	<0.26	<0.26	<0.25	0.89
Naphthalene	1,000	2,500	56	75,000	NE	NE	<0.25	<0.25	5	0.39	0.78	<0.26	<0.25	1.2
Phenanthrene	1,000	2,500	40	75,000	NE	NE	<0.25	<0.25	19	1	0.77	<0.26	0.3	2.5
Pyrene	1,000	2,500	40	75,000	NE	NE	<0.25	<0.25	390	2.6	2.2	<0.26	1.3	4.4
Pesticides (mg/Kg)	Varies	Varies	Varies	Varies	NE	Varies	-	-	-	-	-	-	BRL	-
Herbicides (mg/Kg)	Varies	Varies	Varies	Varies	NE	Varies	-	-	-	-	-	-	BRL	-
PCBs (mg/Kg)														
PCBs (Total)	1	10	NA	150	NE	NE	<0.36	<0.36	<0.37	<0.36	<0.37	<0.37	<0.36	<0.37
Metals (mg/Kg)														
Antimony	27	8,200	NA	123,000	NE	NE	<3.4	<3.8	<3.6	<3.7	<3.5	<3.4	-	<3.6
Arsenic	10	10	NA	150	NE	100	1.35	1.35	**11.2**	4.97	6.12	1.06	3.86	6.99
Barium	4,700	140,000	NA	2,100,000	NE	2,000	45.4	34.6	51.5	54	47	16.4	43.6	68.6
Beryllium	2	2	NA	30	NE	NE	0.38	0.38	0.43	0.33	0.36	<0.27	-	0.46
Cadmium	34	1,000	NA	15,000	NE	20	0.67	0.58	0.89	1.04	0.76	0.39	0.76	1.1
Chromium (Total)	NE	NE	NA	NE	NE	100	13.3	12	15.7	23	15	9.21	15.5	18.7
Copper	2,500	76,000	NA	1,140,000	NE	NE	12.2	12.8	48.5	32.2	57.8	7	-	30.1
Lead	400	1,000	NA	15,000	NE	100	22.7	6.32	38.5	73.5	27.1	3.73	26.1	74.7
Mercury	20	610	NA	9,150	NE	4	<0.03	<0.03	0.1	0.9	0.06	<0.03	0.06	0.11
Nickel	1,400	7,500	NA	112,500	NE	NE	8.67	7.55	10.2	11.6	9.82	5.89	-	13.6
Selenium	340	10,000	NA	150,000	NE	20	<1.4	<1.5	<1.4	<1.5	<1.4	<1.4	<1.4	<1.5
Silver	340	10,000	NA	150,000	NE	100	<0.34	<0.38	<0.36	<0.37	<0.35	<0.34	<0.36	<0.36
Thallium	5.4	160	NA	2,400	NE	NE	<3.1	<3.4	<3.2	<3.3	<3.2	<3.1	-	<3.3
Vanadium	470	14,000	NA	210,000	NE	NE	27.4	23.8	29.2	31.7	24.3	17.7	-	31
Zinc	20,000	610,000	NA	9,150,000	NE	NE	27.2	19.8	39.4	32.3	22.3	13	-	37.7
SPLP Metals* (mg/L)														
Antimony	NA	NA	0.06	NA	NE	NE	-	-	<0.005	-	-	-	0.007	-
Arsenic	NA	NA	0.5	NA	NE	NE	-	-	0.006	-	-	-	<0.004	-
Barium	NA	NA	10	NA	NE	NE	-	-	0.026	-	-	-	0.037	-
Beryllium	NA	NA	0.04	NA	NE	NE	-	-	<0.001	-	-	-	<0.001	-
Cadmium	NA	NA	0.05	NA	NE	NE	-	-	<0.005	-	-	-	<0.005	-
Chromium (Total)	NA	NA	0.5	NA	NE	NE	-	-	<0.010	-	-	-	<0.010	-
Copper	NA	NA	13	NA	NE	NE	-	-	<0.010	-	-	-	<0.010	-
Lead	NA	NA	0.15	NA	NE	NE	-	-	<0.010	-	-	-	<0.010	-
Mercury	NA	NA	0.02	NE	NE	NE	-	-	<0.0005	-	-	-	<0.0005	-
Nickel	NA	NA	1	NA	NE	NE	-	-	<0.010	-	-	-	<0.010	-
Selenium	NA	NA	0.5	NA	NE	NE	-	-	<0.020	-	-	-	<0.020	-
Silver	NA	NA	0.36	NA	NE	NE	-	-	<0.010	-	-	-	<0.010	-
Thallium	NA	NA	0.05	NA	NE	NE	-	-	<0.005	-	-	-	<0.005	-
Vanadium	NA	NA	0.5	NA	NE	NE	-	-	<0.010	-	-	-	<0.010	-
Zinc	NA	NA	50	NA	NE	NE	-	-	<0.010	-	-	-	0.031	-
TCLP Lead (mg/L)	NA	NA	0.15	NA	5	NE	-	-	-	-	-	-	-	-
Cyanide (Total) (mg/Kg)	1,400	41,000	NA	NA	NE	NE	<0.54	<0.51	<0.56	<0.51	9.89	<0.57	<0.6	25.1
Sulfur (%)	NE	NE	NE	NA	NE	NE	-	-	-	-	-	-	<0.10	-
Waste Characterization														
Conductivity (umhos/cm)	NE	NE	NE	NE	NE	NE	-	-	-	-	-	-	27	-
Corrosivity	NE	NE	NE	NE	NE	NE	-	-	-	-	-	-	PASS	-
Cyanide (Reactive) (mg/Kg)	NE	NE	NE	NE	NE	NE	-	-	-	-	-	-	<5	-
Flash Point (Deg F)	NE	NE	NE	NE	<140	NE	-	-	-	-	-	-	<200	-
Ignitability (Deg F)	NE	NE	NE	NE	<140	NE	-	-	-	-	-	-	<140	-
Paint Filter Test	NE	NE	NE	NE	NE	NE	-	-	-	-	-	-	PASS	-
pH	NE	NE	NE	NE	≤2 or ≥12	NE	-	-	-	-	-	-	5.89	-
Reactivity	NE	NE	NE	NE	NE	NE	-	-	-	-	-	-	PASS	-
Sulfide (Reactive) (mg/Kg)	NE	NE	NE	NE	NE	NE	-	-	-	-	-	-	<20	-

CTDEEP RSRs- Connecticut Department of Energy and Environmental Protection Remediation Standard Regulations (Febuary 16, 2021) and Technical Support Document: Recommended Numeric Criteria for Common Additional Polluting Substances and Certain Alternative Criteria (September 20, 2018).
RES DEC - Residential Direct Exposure Criteria
I/C DEC - Industrial/Commercial Direct Exposure Criteria
GB PMC - Pollutant Mobility Criteria for groundwater class GB
I/C SEH 300 - Industrial Commercial Significant Environmental Hazard Notification Threshold Concentrations within 300 feet of a residential property
RCRA - Resource Revocery and Conservation Act
mg/Kg - milligrams per kilogram
mg/L - milligrams per liter
CT ETPH - Connecticut Extractable Total Petroleum Hydrocarbons
VOCs - Volatile Organic Compounds
SVOCs - Semi-Volatile Organic Compounds
SPLP - Synthetic Precipitation Leaching Procedure
< - Not detected above laboratory limits
NE - CTDEEP RSR Criteria not established
NA - Not Applicable
* - RCRA Hazardous Waste concentrations for leachable metals applies to TCLP results only
** - GB PMC values are established for leachable metals and PCBs using TCLP or SPLP analysis.
Only compounds detected are summarized in the table (compounds that are not listed were not detected)
Boxed values indicate exceedances of RES DEC
Bold values indicate exceedances of I/C DEC
Gray shaded values indicate exceedance of GB PMC
RED Text indicates exceedance of Significant Environmental Hazard Condition Notification Threshold Concentrations
Orange shaded values indicate exceedance of RCRA 20X Toxicity Characteristic
- Sample not analyzed
ISS-## - Inner-substation Sample
OSS-## - Outer-substation Sample
VA-# - Vault Area
ISS-COMP - Composite sample from ISS-1 Through ISS-4 at one foot intervals to five to six feet
OSS-COMP - Composite sample from OSS-1 Through OSS-5 at one foot intervals to five to six feet and VA-1 at one foot intervals to nine

Tighe&Bond

TABLE 3
Summary of OSS-4 SEH Deliniation Analytical Data
Rockville 14W-Proposed Electrical Conduit Upgrade
13 Maple Street
Rockville, CT
Last Updated: 11/22/2021

Sample Name / Sample Depth / Sample Date / Lab Sample ID	**CT DEEP RSRs** RES DEC	I/C DEC	GB PMC	I/C SEH 300	**OSS-4** 1 - 3 ft 5/18/2021 CI33131	**OSS-4-NE** 1 - 2 ft 11/18/2021 CJ80890	**OSS-4-NW** 1 - 2 ft 11/18/2021 CJ80892	**OSS-4-SE** 1 - 2 ft 11/18/2021 CJ80891	**OSS-4-SW** 1 - 2 ft 11/18/2021 CJ80893
PAHs (mg/Kg)									
Acenaphthene	*1,000*	*2,500*	*84*	NE	0.51	<0.250	<0.260	<0.250	<0.260
Acenaphthylene	1,000	2,500	84	75,000	16	2.2	3.9	1.1	4.3
Anthracene	1,000	2,500	400	75,000	11	0.63	1.1	<0.250	0.91
Benzo(a)anthracene	1	7.8	1	234	**110**	0.96	2.2	0.4	0.62
Benzo(a)pyrene	1	1	1	30	**40**	**1.6**	**2.3**	0.66	**1.5**
Benzo(b)fluoranthene	1	7.8	1	234	**62**	1.5	2.8	0.58	1.1
Benzo(g,h,i)perylene	*8.4*	*78*	*1*	NE	*34*	*1.9*	*3*	0.84	*1.9*
Benzo(k)fluoranthene	8.4	78	1	2,340	59	1.2	2.3	0.56	1.0
Chrysene	*84*	*780*	*1*	NE	*110*	*1.5*	*3.4*	0.52	0.89
Dibenz(a,h)anthracene	*1*	*1*	*1*	NE	***5.3***	0.48	0.79	<0.250	0.38
Fluoranthene	1,000	2,500	56	75,000	270	1.1	2.8	0.52	0.92
Fluorene	1,000	2,500	56	75,000	1.6	<0.250	0.44	<0.250	0.41
Indeno(1,2,3-cd)pyrene	*1*	*7.8*	*1*	NE	***32***	*2.0*	*3.0*	0.75	*1.7*
Methylnaphthalene, 2-	*270*	*1,000*	*5.6*	NE	1.1	<0.250	0.26	<0.250	<0.260
Naphthalene	1,000	2,500	56	75,000	5	<0.250	0.45	<0.250	<0.260
Phenanthrene	1,000	2,500	40	75,000	19	0.48	1.3	<0.250	0.33
Pyrene	1,000	2,500	40	75,000	390	1.8	4.2	0.65	1.3

CTDEEP RSRs- Connecticut Department of Energy and Environmental Protection Remediation Standard Regulations (Febuary 16, 2021) and Technical Support Document: Recommended Numeric Criteria for Common Additional Polluting Substances and Certain Alternative Criteria (September 20, 2018).
RES DEC - Residential Direct Exposure Criteria
I/C DEC - Industrial/Commercial Direct Exposure Criteria
GB PMC - Pollutant Mobility Criteria for groundwater class GB
I/C SEH 300 - Industrial Commercial Significant Environmental Hazard Notification Threshold Concentrations within 300 feet of a residential property
mg/Kg - milligrams per kilogram
PAHs - Polycyclic Aromatic Hydrocarbons
< - Not detected above laboratory limits
NE - CTDEEP RSR Criteria not established
Only compounds detected are summarized in the table (compounds that are not listed were not detected)
Boxed values indicate exceedances of RES DEC
Bold values indicate exceedances of I/C DEC
Gray shaded values indicate exceedance of GB PMC
RED Text indicates exceedance of Significant Environmental Hazard Condition Notification Threshold Concentrations
- Sample not analyzed
OSS-## - Outer-substation Sample

TABLE 4
Summary of Concrete Chip Analytical Data
Rockville 14W-Proposed Electrical Conduit Upgrade
13 Maple Street
Rockville, CT
Last Updated: 12/28/2021

Sample Name	**CCS-1**
Sample Date	11/30/2021
Lab Sample ID	CJ86823
Hydrocarbon (mg/Kg)	
CT ETPH	75
VOCs (mg/Kg)	
Naphthalene	0.3
Trimethylbenzene, 1,2,4-	0.0059
PCBs (mg/Kg)	
PCBs (Total)	<0.35
Metals (mg/Kg)	
Arsenic	2.35
Cadmium	0.88
Chromium (Total)	14.8
Lead	28.3
Mercury	0.03
Waste Characterization	
Corrosivity	PASS
Cyanide (Reactive) (mg/Kg)	<5.0
Flash Point (Deg F)	>200
Ignitability (Deg F)	PASS
pH	9.2
Reactivity	PASS
Sulfide (Reactive) (mg/Kg)	<20

mg/Kg - milligrams per kilogram
CT ETPH - Connecticut Extractable Total Petroleum Hydrocarbons
VOCs - Volatile Organic Compounds
< - Not detected above laboratory limits
Only compounds detected are summarized in the table (compounds
CCS-## - Concrete Chip Sample

Tighe&Bond

APPENDIX C

Thursday, June 10, 2021

Attn: Ben Caswell
Tighe & Bond
213 Court St, Suite 1100
Middletown, CT 06457

Project ID: ROCKVILLE CONDUIT PROJECT
SDG ID: GCI33118
Sample ID#s: CI33118 - CI33134

This laboratory is in compliance with the NELAC requirements of procedures used except where indicated.

This report contains results for the parameters tested, under the sampling conditions described on the Chain Of Custody, as received by the laboratory. This report is incomplete unless all pages indicated in the pagination at the bottom of the page are included.

All soils, solids and sludges are reported on a dry weight basis unless otherwise noted in the sample comments.

A scanned version of the COC form accompanies the analytical report and is an exact duplicate of the original.

Enclosed are revised Analysis Report pages. Please replace and discard the original pages. If you are the client above and have any questions concerning this testing, please do not hesitate to contact Phoenix Client Services at ext.200. The contents of this report cannot be discussed with anyone other than the client listed above without their written consent.

Sincerely yours,

Phyllis Shiller
Laboratory Director

NELAC - #NY11301
CT Lab Registration #PH-0618
MA Lab Registration #M-CT007
ME Lab Registration #CT-007
NH Lab Registration #213693-A,B
NJ Lab Registration #CT-003
NY Lab Registration #11301
PA Lab Registration #68-03530
RI Lab Registration #63
UT Lab Registration #CT00007
VT Lab Registration #VT11301

587 East Middle Turnpike, P.O. Box 370, Manchester, CT 06040
Telephone (860) 645-1102 Fax (860) 645-0823

Environmental Laboratories, Inc.
587 East Middle Turnpike, P.O.Box 370, Manchester, CT 06045
Tel. (860) 645-1102 Fax (860) 645-0823

Sample Id Cross Reference

June 10, 2021

SDG I.D.: GCI33118

Project ID: ROCKVILLE CONDUIT PROJECT

Client Id	Lab Id	Matrix
ISS-1 (0-2`)	CI33118	SOIL
ISS-1 (2-4`)	CI33119	SOIL
ISS-2 (0-2`)	CI33120	SOIL
ISS-3 (0-2`)	CI33121	SOIL
ISS-4 (0-2`)	CI33122	SOIL
ISS-4 (2-4`)	CI33123	SOIL
ISS-4 (4-6`)	CI33124	SOIL
VA-1 (1-3`)	CI33125	SOIL
VA-1 (6-8`)	CI33126	SOIL
P-35476 (0-2`)	CI33127	SOIL
OSS-1 (1-3`)	CI33128	SOIL
OSS-2 (0-2`)	CI33129	SOIL
OSS-3 (2-4`)	CI33130	SOIL
OSS-4 (1-3`)	CI33131	SOIL
OSS-5 (2-4`)	CI33132	SOIL
ISS-COMP	CI33133	SOIL
OSS-COMP	CI33134	SOIL

Environmental Laboratories, Inc.
587 East Middle Turnpike, P.O.Box 370, Manchester, CT 06045
Tel. (860) 645-1102 Fax (860) 645-0823

Analysis Report

June 10, 2021

FOR: Attn: Ben Caswell
Tighe & Bond
213 Court St, Suite 1100
Middletown, CT 06457

Sample Information		Custody Information		Date	Time
Matrix:	SOIL	Collected by:		05/17/21	9:30
Location Code:	TIGHE-EVER	Received by:	SW	05/18/21	12:20
Rush Request:	72 Hour	Analyzed by:	see "By" below		
P.O.#:	10948703				

Laboratory Data

SDG ID: GCI33118
Phoenix ID: CI33118

Project ID: ROCKVILLE CONDUIT PROJECT
Client ID: ISS-1 (0-2`)

Parameter	Result	RL/ PQL	Units	Dilution	Date/Time	By	Reference
Silver	< 0.41	0.41	mg/Kg	1	05/19/21	TH	SW6010D
Arsenic	2.42	0.82	mg/Kg	1	05/19/21	TH	SW6010D
Barium	50.1	0.41	mg/Kg	1	05/19/21	TH	SW6010D
Beryllium	0.41	0.33	mg/Kg	1	05/19/21	TH	SW6010D
Cadmium	0.92	0.41	mg/Kg	1	05/19/21	TH	SW6010D
Chromium	14.7	0.41	mg/Kg	1	05/19/21	TH	SW6010D
Copper	14.8	0.8	mg/kg	1	05/19/21	TH	SW6010D
Mercury	< 0.03	0.03	mg/Kg	2	05/19/21	MGH	SW7471B
Nickel	8.94	0.41	mg/Kg	1	05/19/21	TH	SW6010D
Lead	12.6	0.41	mg/Kg	1	05/19/21	TH	SW6010D
Antimony	< 4.1	4.1	mg/Kg	1	05/19/21	TH	SW6010D
Selenium	< 1.6	1.6	mg/Kg	1	05/19/21	TH	SW6010D
Thallium	< 3.7	3.7	mg/Kg	1	05/19/21	TH	SW6010D
Vanadium	32.8	0.41	mg/Kg	1	05/19/21	TH	SW6010D
Zinc	36.7	0.8	mg/Kg	1	05/19/21	TH	SW6010D
Percent Solid	86		%		05/18/21	AR	SW846-%Solid
Soil Extraction for Pesticide	Completed				05/19/21	L/A	SW3545A
Mercury Digestion	Completed				05/19/21	CG/AB	SW7471B
Extraction of ETPH	Completed				05/18/21	R/K	SW3546
Soil Extraction for Herbicide	Completed				05/18/21	J/D	SW3550C
Soil Extraction for SVOA PAH	Completed				05/18/21	R/K	SW3546
Extraction for PCB	Completed				05/18/21	B/S/KL/AR	SW3540C
Total Metals Digest	Completed				05/18/21	J/AG	SW3050B
Chlorinated Herbicides							
2,4,5-T	ND	140	ug/Kg	10	05/19/21	JRB	SW8151A
2,4,5-TP (Silvex)	ND	140	ug/Kg	10	05/19/21	JRB	SW8151A

Ver 3

Project ID: ROCKVILLE CONDUIT PROJECT
Client ID: ISS-1 (0-2`)
Phoenix I.D.: CI33118

Parameter	Result	RL/ PQL	Units	Dilution	Date/Time	By	Reference
2,4-D	ND	290	ug/Kg	10	05/19/21	JRB	SW8151A
2,4-DB	ND	2900	ug/Kg	10	05/19/21	JRB	SW8151A
Dalapon	ND	140	ug/Kg	10	05/19/21	JRB	SW8151A
Dicamba	ND	140	ug/Kg	10	05/19/21	JRB	SW8151A
Dichloroprop	ND	290	ug/Kg	10	05/19/21	JRB	SW8151A
Dinoseb	ND	290	ug/Kg	10	05/19/21	JRB	SW8151A
QA/QC Surrogates							
% DCAA	61		%	10	05/19/21	JRB	30 - 150 %
% DCAA (Confirmation)	50		%	10	05/19/21	JRB	30 - 150 %
TPH by GC (Extractable Products)							
Ext. Petroleum H.C. (C9-C36)	850	290	mg/Kg	5	05/19/21	JRB	CTETPH 8015D
Identification	**		mg/Kg	5	05/19/21	JRB	CTETPH 8015D
QA/QC Surrogates							
% COD (surr)	90		%	5	05/19/21	JRB	50 - 150 %
% Terphenyl (surr)	128		%	5	05/19/21	JRB	50 - 150 %
PCB (Soxhlet SW3540C)							
PCB-1016	ND	390	ug/Kg	10	05/20/21	SC	SW8082A
PCB-1221	ND	390	ug/Kg	10	05/20/21	SC	SW8082A
PCB-1232	ND	390	ug/Kg	10	05/20/21	SC	SW8082A
PCB-1242	ND	390	ug/Kg	10	05/20/21	SC	SW8082A
PCB-1248	ND	390	ug/Kg	10	05/20/21	SC	SW8082A
PCB-1254	ND	390	ug/Kg	10	05/20/21	SC	SW8082A
PCB-1260	ND	390	ug/Kg	10	05/20/21	SC	SW8082A
PCB-1262	ND	390	ug/Kg	10	05/20/21	SC	SW8082A
PCB-1268	ND	390	ug/Kg	10	05/20/21	SC	SW8082A
QA/QC Surrogates							
% DCBP	90		%	10	05/20/21	SC	30 - 150 %
% DCBP (Confirmation)	77		%	10	05/20/21	SC	30 - 150 %
% TCMX	72		%	10	05/20/21	SC	30 - 150 %
% TCMX (Confirmation)	69		%	10	05/20/21	SC	30 - 150 %
Pesticides							
4,4' -DDD	ND	1.5	ug/Kg	2	05/20/21	CG	SW8081B
4,4' -DDE	ND	1.5	ug/Kg	2	05/20/21	CG	SW8081B
4,4' -DDT	ND	1.5	ug/Kg	2	05/20/21	CG	SW8081B
a-BHC	ND	1.5	ug/Kg	2	05/20/21	CG	SW8081B
Alachlor	ND	7.7	ug/Kg	2	05/20/21	CG	SW8081B
Aldrin	ND	1.5	ug/Kg	2	05/20/21	CG	SW8081B
b-BHC	ND	1.7	ug/Kg	2	05/20/21	CG	SW8081B
Chlordane	ND	38	ug/Kg	2	05/20/21	CG	SW8081B
d-BHC	ND	1.5	ug/Kg	2	05/20/21	CG	SW8081B
Dieldrin	ND	3.8	ug/Kg	2	05/20/21	CG	SW8081B
Endosulfan I	ND	7.7	ug/Kg	2	05/20/21	CG	SW8081B
Endosulfan II	ND	7.7	ug/Kg	2	05/20/21	CG	SW8081B
Endosulfan sulfate	ND	7.7	ug/Kg	2	05/20/21	CG	SW8081B
Endrin	ND	7.7	ug/Kg	2	05/20/21	CG	SW8081B
Endrin aldehyde	ND	7.7	ug/Kg	2	05/20/21	CG	SW8081B
Endrin ketone	ND	7.7	ug/Kg	2	05/20/21	CG	SW8081B

Project ID: ROCKVILLE CONDUIT PROJECT
Client ID: ISS-1 (0-2`)

Phoenix I.D.: CI33118

Parameter	Result	RL/ PQL	Units	Dilution	Date/Time	By	Reference
g-BHC	ND	1.5	ug/Kg	2	05/20/21	CG	SW8081B
Heptachlor	ND	7.7	ug/Kg	2	05/20/21	CG	SW8081B
Heptachlor epoxide	ND	7.7	ug/Kg	2	05/20/21	CG	SW8081B
Methoxychlor	ND	38	ug/Kg	2	05/20/21	CG	SW8081B
Toxaphene	ND	150	ug/Kg	2	05/20/21	CG	SW8081B
QA/QC Surrogates							
% DCBP	48		%	2	05/20/21	CG	30 - 150 %
% DCBP (Confirmation)	40		%	2	05/20/21	CG	30 - 150 %
% TCMX	52		%	2	05/20/21	CG	30 - 150 %
% TCMX (Confirmation)	41		%	2	05/20/21	CG	30 - 150 %
Polynuclear Aromatic HC							
2-Methylnaphthalene	ND	570	ug/Kg	5	05/19/21	WB	SW8270D
Acenaphthene	ND	1300	ug/Kg	5	05/19/21	WB	SW8270D
Acenaphthylene	7100	1300	ug/Kg	5	05/19/21	WB	SW8270D
Anthracene	2700	1300	ug/Kg	5	05/19/21	WB	SW8270D
Benz(a)anthracene	1100	1000	ug/Kg	5	05/19/21	WB	SW8270D
Benzo(a)pyrene	8300	1300	ug/Kg	5	05/19/21	WB	SW8270D
Benzo(b)fluoranthene	5400	1300	ug/Kg	5	05/19/21	WB	SW8270D
Benzo(ghi)perylene	13000	1300	ug/Kg	5	05/19/21	WB	SW8270D
Benzo(k)fluoranthene	5800	1300	ug/Kg	5	05/19/21	WB	SW8270D
Chrysene	2800	1300	ug/Kg	5	05/19/21	WB	SW8270D
Dibenz(a,h)anthracene	2900	1300	ug/Kg	5	05/19/21	WB	SW8270D
Fluoranthene	ND	1300	ug/Kg	5	05/19/21	WB	SW8270D
Fluorene	ND	1300	ug/Kg	5	05/19/21	WB	SW8270D
Indeno(1,2,3-cd)pyrene	10000	1300	ug/Kg	5	05/19/21	WB	SW8270D
Naphthalene	ND	1300	ug/Kg	5	05/19/21	WB	SW8270D
Phenanthrene	ND	1300	ug/Kg	5	05/19/21	WB	SW8270D
Pyrene	1800	1300	ug/Kg	5	05/19/21	WB	SW8270D
QA/QC Surrogates							
% 2-Fluorobiphenyl (5x)	86		%	5	05/19/21	WB	30 - 130 %
% Nitrobenzene-d5 (5x)	84		%	5	05/19/21	WB	30 - 130 %
% Terphenyl-d14 (5x)	78		%	5	05/19/21	WB	30 - 130 %

Project ID: ROCKVILLE CONDUIT PROJECT Phoenix I.D.: CI33118
Client ID: ISS-1 (0-2`)

Parameter	Result	RL/ PQL	Units	Dilution	Date/Time	By	Reference

RL/PQL=Reporting/Practical Quantitation Level ND=Not Detected BRL=Below Reporting Level
QA/QC Surrogates: Surrogates are compounds (preceeded with a %) added by the lab to determine analysis efficiency. Surrogate results(%) listed in the report are not "detected" compounds.

Comments:

Semi-Volatile Comment:
Due to a matrix interference and/or the presence of a large amount of non-target material in the sample, a dilution was required resulting in an elevated RL for the semivolatile analysis.

TPH Comment:
**Petroleum hydrocarbon chromatogram contains a multicomponent hydrocarbon distribution in the range of C12 to C36. The sample was quantitated against a C9-C36 alkane hydrocarbon standard.

All soils, solids and sludges are reported on a dry weight basis unless otherwise noted in the sample comments.

If you are the client above and have any questions concerning this testing, please do not hesitate to contact Phoenix Client Services at ext.200.
The contents of this report cannot be discussed with anyone other than the client listed above without their written consent.



Phyllis Shiller, Laboratory Director
June 10, 2021
Reviewed and Released by: Greg Lawrence, Assistant Lab Director

Environmental Laboratories, Inc.
587 East Middle Turnpike, P.O.Box 370, Manchester, CT 06045
Tel. (860) 645-1102 Fax (860) 645-0823

Analysis Report

June 10, 2021

FOR: Attn: Ben Caswell
Tighe & Bond
213 Court St, Suite 1100
Middletown, CT 06457

Sample Information		Custody Information		Date	Time
Matrix:	SOIL	Collected by:		05/17/21	9:35
Location Code:	TIGHE-EVER	Received by:	SW	05/18/21	12:20
Rush Request:	72 Hour	Analyzed by:	see "By" below		
P.O.#:	10948703				

Laboratory Data

SDG ID: GCI33118
Phoenix ID: CI33119

Project ID: ROCKVILLE CONDUIT PROJECT
Client ID: ISS-1 (2-4`)

Parameter	Result	RL/ PQL	Units	Dilution	Date/Time	By	Reference
Silver	< 0.40	0.40	mg/Kg	1	05/19/21	TH	SW6010D
Arsenic	2.09	0.81	mg/Kg	1	05/19/21	TH	SW6010D
Barium	35.7	0.40	mg/Kg	1	05/19/21	TH	SW6010D
Beryllium	0.37	0.32	mg/Kg	1	05/19/21	TH	SW6010D
Cadmium	0.79	0.40	mg/Kg	1	05/19/21	TH	SW6010D
Chromium	14.8	0.40	mg/Kg	1	05/19/21	TH	SW6010D
Copper	8.7	0.8	mg/kg	1	05/19/21	TH	SW6010D
Mercury	< 0.03	0.03	mg/Kg	2	05/19/21	MGH	SW7471B
Nickel	8.59	0.40	mg/Kg	1	05/19/21	TH	SW6010D
Lead	7.33	0.40	mg/Kg	1	05/19/21	TH	SW6010D
Antimony	< 4.0	4.0	mg/Kg	1	05/19/21	TH	SW6010D
Selenium	< 1.6	1.6	mg/Kg	1	05/19/21	TH	SW6010D
SPLP Mercury	< 0.0005	0.0005	mg/L	1	05/19/21	MGH	SW7470A
Thallium	< 3.6	3.6	mg/Kg	1	05/19/21	TH	SW6010D
SPLP Metals Digestion	Completed				05/19/21	AB/AT/AT	SW3010A
Vanadium	28.1	0.40	mg/Kg	1	05/19/21	TH	SW6010D
Zinc	28.4	0.8	mg/Kg	1	05/19/21	TH	SW6010D
Percent Solid	87		%		05/18/21	AR	SW846-%Solid
Mercury Digestion	Completed				05/19/21	CG/AB	SW7471B
Extraction of ETPH	Completed				05/18/21	R/K	SW3546
Soil Extraction for SVOA PAH	Completed				05/18/21	R/K	SW3546
SPLP Digestion Mercury	Completed				05/19/21	AT/AB	SW1312/SW7470A
SPLP Extraction for Metals	Completed				05/18/21	AB	SW1312
Total Metals Digest	Completed				05/18/21	J/AG	SW3050B
TPH by GC (Extractable Products)							
Ext. Petroleum H.C. (C9-C36)	1300	280	mg/Kg	5	05/19/21	JRB	CTETPH 8015D

Ver 3

Project ID: ROCKVILLE CONDUIT PROJECT
Client ID: ISS-1 (2-4`)

Phoenix I.D.: CI33119

Parameter	Result	RL/ PQL	Units	Dilution	Date/Time	By	Reference
Identification	**		mg/Kg	5	05/19/21	JRB	CTETPH 8015D
QA/QC Surrogates							
% COD (surr)	82		%	5	05/19/21	JRB	50 - 150 %
% Terphenyl (surr)	117		%	5	05/19/21	JRB	50 - 150 %
Polynuclear Aromatic HC							
2-Methylnaphthalene	ND	560	ug/Kg	5	05/19/21	WB	SW8270D
Acenaphthene	ND	1300	ug/Kg	5	05/19/21	WB	SW8270D
Acenaphthylene	7800	1300	ug/Kg	5	05/19/21	WB	SW8270D
Anthracene	2200	1300	ug/Kg	5	05/19/21	WB	SW8270D
Benz(a)anthracene	ND	1000	ug/Kg	5	05/19/21	WB	SW8270D
Benzo(a)pyrene	7300	1300	ug/Kg	5	05/19/21	WB	SW8270D
Benzo(b)fluoranthene	4100	1300	ug/Kg	5	05/19/21	WB	SW8270D
Benzo(ghi)perylene	7500	1300	ug/Kg	5	05/19/21	WB	SW8270D
Benzo(k)fluoranthene	3500	1300	ug/Kg	5	05/19/21	WB	SW8270D
Chrysene	3200	1300	ug/Kg	5	05/19/21	WB	SW8270D
Dibenz(a,h)anthracene	1900	1300	ug/Kg	5	05/19/21	WB	SW8270D
Fluoranthene	ND	1300	ug/Kg	5	05/19/21	WB	SW8270D
Fluorene	ND	1300	ug/Kg	5	05/19/21	WB	SW8270D
Indeno(1,2,3-cd)pyrene	6000	1300	ug/Kg	5	05/19/21	WB	SW8270D
Naphthalene	ND	1300	ug/Kg	5	05/19/21	WB	SW8270D
Phenanthrene	ND	1300	ug/Kg	5	05/19/21	WB	SW8270D
Pyrene	ND	1300	ug/Kg	5	05/19/21	WB	SW8270D
QA/QC Surrogates							
% 2-Fluorobiphenyl (5x)	75		%	5	05/19/21	WB	30 - 130 %
% Nitrobenzene-d5 (5x)	73		%	5	05/19/21	WB	30 - 130 %
% Terphenyl-d14 (5x)	66		%	5	05/19/21	WB	30 - 130 %

RL/PQL=Reporting/Practical Quantitation Level ND=Not Detected BRL=Below Reporting Level
QA/QC Surrogates: Surrogates are compounds (preceeded with a %) added by the lab to determine analysis efficiency. Surrogate results(%) listed in the report are not "detected" compounds.

Comments:

Semi-Volatile Comment:
Due to a matrix interference and/or the presence of a large amount of non-target material in the sample, a dilution was required resulting in an elevated RL for the semivolatile analysis.

TPH Comment:
**Petroleum hydrocarbon chromatogram contains a multicomponent hydrocarbon distribution in the range of C12 to C36. The sample was quantitated against a C9-C36 alkane hydrocarbon standard.

All soils, solids and sludges are reported on a dry weight basis unless otherwise noted in the sample comments.

If you are the client above and have any questions concerning this testing, please do not hesitate to contact Phoenix Client Services at ext.200.
The contents of this report cannot be discussed with anyone other than the client listed above without their written consent.



Phyllis Shiller, Laboratory Director
June 10, 2021
Reviewed and Released by: Greg Lawrence, Assistant Lab Director

Ver 3

Environmental Laboratories, Inc.
587 East Middle Turnpike, P.O.Box 370, Manchester, CT 06045
Tel. (860) 645-1102 Fax (860) 645-0823

Analysis Report

June 10, 2021

FOR: Attn: Ben Caswell
Tighe & Bond
213 Court St, Suite 1100
Middletown, CT 06457

Sample Information		Custody Information		Date	Time
Matrix:	SOIL	Collected by:		05/17/21	10:00
Location Code:	TIGHE-EVER	Received by:	SW	05/18/21	12:20
Rush Request:	72 Hour	Analyzed by:	see "By" below		
P.O.#:	10948703				

Laboratory Data

SDG ID: GCI33118
Phoenix ID: CI33120

Project ID: ROCKVILLE CONDUIT PROJECT
Client ID: ISS-2 (0-2`)

Parameter	Result	RL/ PQL	Units	Dilution	Date/Time	By	Reference
Silver	< 0.36	0.36	mg/Kg	1	05/19/21	TH	SW6010D
Arsenic	8.35	0.72	mg/Kg	1	05/19/21	TH	SW6010D
Barium	42.8	0.36	mg/Kg	1	05/19/21	TH	SW6010D
Beryllium	0.38	0.29	mg/Kg	1	05/19/21	TH	SW6010D
Cadmium	0.96	0.36	mg/Kg	1	05/19/21	TH	SW6010D
Chromium	17.0	0.36	mg/Kg	1	05/19/21	TH	SW6010D
Copper	28.8	0.7	mg/kg	1	05/19/21	TH	SW6010D
Mercury	0.09	0.03	mg/Kg	2	05/19/21	MGH	SW7471B
Nickel	10.7	0.36	mg/Kg	1	05/19/21	TH	SW6010D
Lead	30.2	0.36	mg/Kg	1	05/19/21	TH	SW6010D
Antimony	< 3.6	3.6	mg/Kg	1	05/19/21	TH	SW6010D
Selenium	< 1.4	1.4	mg/Kg	1	05/19/21	TH	SW6010D
Thallium	< 3.2	3.2	mg/Kg	1	05/19/21	TH	SW6010D
Vanadium	33.9	0.36	mg/Kg	1	05/19/21	TH	SW6010D
Zinc	41.8	0.7	mg/Kg	1	05/19/21	TH	SW6010D
Percent Solid	88		%		05/18/21	AR	SW846-%Solid
Soil Extraction for Pesticide	Completed				05/19/21	L/A	SW3545A
Mercury Digestion	Completed				05/19/21	CG/AB	SW7471B
Extraction of ETPH	Completed				05/18/21	R/K	SW3546
Soil Extraction for Herbicide	Completed				05/18/21	J/D	SW3550C
Soil Extraction for SVOA PAH	Completed				05/18/21	R/K	SW3546
Extraction for PCB	Completed				05/20/21	H/AR	SW3540C
Total Metals Digest	Completed				05/18/21	J/AG	SW3050B
Chlorinated Herbicides							
2,4,5-T	ND	280	ug/Kg	20	05/20/21	JRB	SW8151A
2,4,5-TP (Silvex)	ND	280	ug/Kg	20	05/20/21	JRB	SW8151A

Ver 3

Project ID: ROCKVILLE CONDUIT PROJECT
Client ID: ISS-2 (0-2`)

Phoenix I.D.: CI33120

Parameter	Result	RL/ PQL	Units	Dilution	Date/Time	By	Reference	
2,4-D	ND	560	ug/Kg	20	05/20/21	JRB	SW8151A	
2,4-DB	ND	5600	ug/Kg	20	05/20/21	JRB	SW8151A	
Dalapon	ND	280	ug/Kg	20	05/20/21	JRB	SW8151A	
Dicamba	ND	280	ug/Kg	20	05/20/21	JRB	SW8151A	
Dichloroprop	ND	560	ug/Kg	20	05/20/21	JRB	SW8151A	
Dinoseb	ND	560	ug/Kg	20	05/20/21	JRB	SW8151A	
QA/QC Surrogates								
% DCAA	65		%	20	05/20/21	JRB	30 - 150 %	
% DCAA (Confirmation)	3		%	20	05/20/21	JRB	30 - 150 %	3
TPH by GC (Extractable Products)								
Ext. Petroleum H.C. (C9-C36)	650	56	mg/Kg	1	05/19/21	JRB	CTETPH 8015D	
Identification	**		mg/Kg	1	05/19/21	JRB	CTETPH 8015D	
QA/QC Surrogates								
% COD (surr)	89		%	1	05/19/21	JRB	50 - 150 %	
% Terphenyl (surr)	61		%	1	05/19/21	JRB	50 - 150 %	
PCB (Soxhlet SW3540C)								
PCB-1016	ND	370	ug/Kg	10	05/21/21	SC	SW8082A	
PCB-1221	ND	370	ug/Kg	10	05/21/21	SC	SW8082A	
PCB-1232	ND	370	ug/Kg	10	05/21/21	SC	SW8082A	
PCB-1242	ND	370	ug/Kg	10	05/21/21	SC	SW8082A	
PCB-1248	ND	370	ug/Kg	10	05/21/21	SC	SW8082A	
PCB-1254	ND	370	ug/Kg	10	05/21/21	SC	SW8082A	
PCB-1260	ND	370	ug/Kg	10	05/21/21	SC	SW8082A	
PCB-1262	ND	370	ug/Kg	10	05/21/21	SC	SW8082A	
PCB-1268	ND	370	ug/Kg	10	05/21/21	SC	SW8082A	
QA/QC Surrogates								
% DCBP	90		%	10	05/21/21	SC	30 - 150 %	
% DCBP (Confirmation)	84		%	10	05/21/21	SC	30 - 150 %	
% TCMX	81		%	10	05/21/21	SC	30 - 150 %	
% TCMX (Confirmation)	79		%	10	05/21/21	SC	30 - 150 %	
Pesticides								
4,4' -DDD	ND	1.5	ug/Kg	2	05/21/21	CG	SW8081B	
4,4' -DDE	ND	1.5	ug/Kg	2	05/21/21	CG	SW8081B	
4,4' -DDT	ND	1.5	ug/Kg	2	05/21/21	CG	SW8081B	
a-BHC	ND	1.5	ug/Kg	2	05/21/21	CG	SW8081B	
Alachlor	ND	7.4	ug/Kg	2	05/21/21	CG	SW8081B	
Aldrin	ND	1.5	ug/Kg	2	05/21/21	CG	SW8081B	
b-BHC	ND	1.5	ug/Kg	2	05/21/21	CG	SW8081B	
Chlordane	ND	37	ug/Kg	2	05/21/21	CG	SW8081B	
d-BHC	ND	1.5	ug/Kg	2	05/21/21	CG	SW8081B	
Dieldrin	ND	3.7	ug/Kg	2	05/21/21	CG	SW8081B	
Endosulfan I	ND	7.4	ug/Kg	2	05/21/21	CG	SW8081B	
Endosulfan II	ND	7.4	ug/Kg	2	05/21/21	CG	SW8081B	
Endosulfan sulfate	ND	7.4	ug/Kg	2	05/21/21	CG	SW8081B	
Endrin	ND	7.4	ug/Kg	2	05/21/21	CG	SW8081B	
Endrin aldehyde	ND	7.4	ug/Kg	2	05/21/21	CG	SW8081B	
Endrin ketone	ND	7.4	ug/Kg	2	05/21/21	CG	SW8081B	

Project ID: ROCKVILLE CONDUIT PROJECT
Client ID: ISS-2 (0-2`)

Phoenix I.D.: CI33120

Parameter	Result	RL/ PQL	Units	Dilution	Date/Time	By	Reference
g-BHC	ND	1.5	ug/Kg	2	05/21/21	CG	SW8081B
Heptachlor	ND	7.4	ug/Kg	2	05/21/21	CG	SW8081B
Heptachlor epoxide	ND	7.4	ug/Kg	2	05/21/21	CG	SW8081B
Methoxychlor	ND	37	ug/Kg	2	05/21/21	CG	SW8081B
Toxaphene	ND	150	ug/Kg	2	05/21/21	CG	SW8081B
QA/QC Surrogates							
% DCBP	70		%	2	05/21/21	CG	30 - 150 %
% DCBP (Confirmation)	72		%	2	05/21/21	CG	30 - 150 %
% TCMX	62		%	2	05/21/21	CG	30 - 150 %
% TCMX (Confirmation)	70		%	2	05/21/21	CG	30 - 150 %
Polynuclear Aromatic HC							
2-Methylnaphthalene	ND	560	ug/Kg	5	05/19/21	WB	SW8270D
Acenaphthene	ND	1300	ug/Kg	5	05/19/21	WB	SW8270D
Acenaphthylene	4400	1300	ug/Kg	5	05/19/21	WB	SW8270D
Anthracene	1700	1300	ug/Kg	5	05/19/21	WB	SW8270D
Benz(a)anthracene	3300	1300	ug/Kg	5	05/19/21	WB	SW8270D
Benzo(a)pyrene	2800	1300	ug/Kg	5	05/19/21	WB	SW8270D
Benzo(b)fluoranthene	4500	1300	ug/Kg	5	05/19/21	WB	SW8270D
Benzo(ghi)perylene	5700	1300	ug/Kg	5	05/19/21	WB	SW8270D
Benzo(k)fluoranthene	4600	1300	ug/Kg	5	05/19/21	WB	SW8270D
Chrysene	6200	1300	ug/Kg	5	05/19/21	WB	SW8270D
Dibenz(a,h)anthracene	1200	1000	ug/Kg	5	05/19/21	WB	SW8270D
Fluoranthene	4300	1300	ug/Kg	5	05/19/21	WB	SW8270D
Fluorene	ND	1300	ug/Kg	5	05/19/21	WB	SW8270D
Indeno(1,2,3-cd)pyrene	4500	1300	ug/Kg	5	05/19/21	WB	SW8270D
Naphthalene	ND	1300	ug/Kg	5	05/19/21	WB	SW8270D
Phenanthrene	3400	1300	ug/Kg	5	05/19/21	WB	SW8270D
Pyrene	5600	1300	ug/Kg	5	05/19/21	WB	SW8270D
QA/QC Surrogates							
% 2-Fluorobiphenyl (5x)	86		%	5	05/19/21	WB	30 - 130 %
% Nitrobenzene-d5 (5x)	83		%	5	05/19/21	WB	30 - 130 %
% Terphenyl-d14 (5x)	74		%	5	05/19/21	WB	30 - 130 %

Project ID: ROCKVILLE CONDUIT PROJECT Phoenix I.D.: CI33120
Client ID: ISS-2 (0-2`)

Parameter	Result	RL/ PQL	Units	Dilution	Date/Time	By	Reference

3 = This parameter exceeds laboratory specified limits.

RL/PQL=Reporting/Practical Quantitation Level ND=Not Detected BRL=Below Reporting Level
QA/QC Surrogates: Surrogates are compounds (preceeded with a %) added by the lab to determine analysis efficiency. Surrogate results(%) listed in the report are not "detected" compounds.

Comments:

Semi-Volatile Comment:
Due to a matrix interference and/or the presence of a large amount of non-target material in the sample, a dilution was required resulting in an elevated RL for the semivolatile analysis.

TPH Comment:
**Petroleum hydrocarbon chromatogram contains a multicomponent hydrocarbon distribution in the range of C9 to C36. The sample was quantitated against a C9-C36 alkane hydrocarbon standard.

All soils, solids and sludges are reported on a dry weight basis unless otherwise noted in the sample comments.

If you are the client above and have any questions concerning this testing, please do not hesitate to contact Phoenix Client Services at ext.200.
The contents of this report cannot be discussed with anyone other than the client listed above without their written consent.



Phyllis Shiller, Laboratory Director

June 10, 2021

Reviewed and Released by: Greg Lawrence, Assistant Lab Director

Environmental Laboratories, Inc.
587 East Middle Turnpike, P.O.Box 370, Manchester, CT 06045
Tel. (860) 645-1102 Fax (860) 645-0823

Analysis Report

June 10, 2021

FOR: Attn: Ben Caswell
Tighe & Bond
213 Court St, Suite 1100
Middletown, CT 06457

Sample Information		Custody Information		Date	Time
Matrix:	SOIL	Collected by:		05/17/21	10:30
Location Code:	TIGHE-EVER	Received by:	SW	05/18/21	12:20
Rush Request:	72 Hour	Analyzed by:	see "By" below		
P.O.#:	10948703				

Laboratory Data

SDG ID: GCI33118
Phoenix ID: CI33121

Project ID: ROCKVILLE CONDUIT PROJECT
Client ID: ISS-3 (0-2`)

Parameter	Result	RL/ PQL	Units	Dilution	Date/Time	By	Reference
Silver	< 0.35	0.35	mg/Kg	1	05/19/21	TH	SW6010D
Arsenic	2.61	0.70	mg/Kg	1	05/19/21	TH	SW6010D
Barium	40.9	0.35	mg/Kg	1	05/19/21	TH	SW6010D
Beryllium	0.36	0.28	mg/Kg	1	05/19/21	TH	SW6010D
Cadmium	0.74	0.35	mg/Kg	1	05/19/21	TH	SW6010D
Chromium	14.4	0.35	mg/Kg	1	05/19/21	TH	SW6010D
Copper	17.1	0.7	mg/kg	1	05/19/21	TH	SW6010D
Mercury	0.06	0.03	mg/Kg	2	05/19/21	MGH	SW7471B
Nickel	8.29	0.35	mg/Kg	1	05/19/21	TH	SW6010D
Lead	131	0.35	mg/Kg	1	05/19/21	TH	SW6010D
Antimony	< 3.5	3.5	mg/Kg	1	05/19/21	TH	SW6010D
Selenium	< 1.4	1.4	mg/Kg	1	05/19/21	TH	SW6010D
SPLP Silver	< 0.010	0.010	mg/L	1	06/09/21	EK	SW6010D
SPLP Arsenic	< 0.004	0.004	mg/L	1	06/09/21	EK	SW6010D
SPLP Barium	0.021	0.010	mg/L	1	06/09/21	EK	SW6010D
SPLP Beryllium	< 0.001	0.001	mg/L	1	06/09/21	EK	SW6010D
SPLP Cadmium	< 0.005	0.005	mg/L	1	06/09/21	EK	SW6010D
SPLP Chromium	< 0.010	0.010	mg/L	1	06/09/21	EK	SW6010D
SPLP Copper	< 0.010	0.010	mg/L	1	06/09/21	EK	SW6010D
SPLP Mercury	< 0.0005	0.0005	mg/L	1	06/08/21	AT	SW7470A
SPLP Nickel	< 0.010	0.010	mg/L	1	06/09/21	EK	SW6010D
SPLP Lead	0.010	0.010	mg/L	1	06/09/21	EK	SW6010D
SPLP Antimony	0.005	0.005	mg/L	1	06/09/21	EK	SW6010D
SPLP Selenium	< 0.020	0.020	mg/L	1	06/09/21	EK	SW6010D
SPLP Thallium	< 0.005	0.005	mg/L	1	06/09/21	EK	SW6010D
SPLP Vanadium	< 0.010	0.010	mg/L	1	06/09/21	EK	SW6010D
SPLP Zinc	0.040	0.010	mg/L	1	06/09/21	EK	SW6010D
TCLP Lead	0.540	0.010	mg/L	1	06/04/21	CPP	SW846 1311/6010

Ver 3

Project ID: ROCKVILLE CONDUIT PROJECT
Client ID: ISS-3 (0-2`)

Phoenix I.D.: CI33121

Parameter	Result	RL/ PQL	Units	Dilution	Date/Time	By	Reference
Thallium	< 3.2	3.2	mg/Kg	1	05/19/21	TH	SW6010D
SPLP Metals Digestion	Completed				06/08/21	AB/AB	SW3010A
TCLP Metals Digestion	Completed				06/04/21	AB/AB	SW3010A
Vanadium	25.0	0.35	mg/Kg	1	05/19/21	TH	SW6010D
Zinc	38.0	0.7	mg/Kg	1	05/19/21	TH	SW6010D
Percent Solid	91		%		05/18/21	AR	SW846-%Solid
Soil Extraction for Pesticide	Completed				05/19/21	L/A	SW3545A
Mercury Digestion	Completed				05/19/21	CG/AB	SW7471B
Extraction of ETPH	Completed				05/18/21	R/K	SW3546
Soil Extraction for Herbicide	Completed				05/18/21	J/D	SW3550C
Soil Extraction for SVOA PAH	Completed				05/18/21	R/K	SW3546
Extraction for PCB	Completed				05/18/21	B/S/KL/AR	SW3540C
SPLP Digestion Mercury	Completed				06/08/21	AB/AB	SW1312/SW7470A
SPLP Extraction for Metals	Completed				06/07/21	AB	SW1312
TCLP Extraction for Metals	Completed				06/03/21	AB	SW1311
Total Metals Digest	Completed				05/18/21	J/AG	SW3050B
Chlorinated Herbicides							
2,4,5-T	ND	130	ug/Kg	10	05/19/21	JRB	SW8151A
2,4,5-TP (Silvex)	ND	130	ug/Kg	10	05/19/21	JRB	SW8151A
2,4-D	ND	270	ug/Kg	10	05/19/21	JRB	SW8151A
2,4-DB	ND	2700	ug/Kg	10	05/19/21	JRB	SW8151A
Dalapon	ND	130	ug/Kg	10	05/19/21	JRB	SW8151A
Dicamba	ND	130	ug/Kg	10	05/19/21	JRB	SW8151A
Dichloroprop	ND	270	ug/Kg	10	05/19/21	JRB	SW8151A
Dinoseb	ND	270	ug/Kg	10	05/19/21	JRB	SW8151A
QA/QC Surrogates							
% DCAA	56		%	10	05/19/21	JRB	30 - 150 %
% DCAA (Confirmation)	32		%	10	05/19/21	JRB	30 - 150 %
TPH by GC (Extractable Products)							
Ext. Petroleum H.C. (C9-C36)	ND	53	mg/Kg	1	05/19/21	JRB	CTETPH 8015D
Identification	ND		mg/Kg	1	05/19/21	JRB	CTETPH 8015D
QA/QC Surrogates							
% COD (surr)	108		%	1	05/19/21	JRB	50 - 150 %
% Terphenyl (surr)	99		%	1	05/19/21	JRB	50 - 150 %
PCB (Soxhlet SW3540C)							
PCB-1016	ND	370	ug/Kg	10	05/19/21	SC	SW8082A
PCB-1221	ND	370	ug/Kg	10	05/19/21	SC	SW8082A
PCB-1232	ND	370	ug/Kg	10	05/19/21	SC	SW8082A
PCB-1242	ND	370	ug/Kg	10	05/19/21	SC	SW8082A
PCB-1248	ND	370	ug/Kg	10	05/19/21	SC	SW8082A
PCB-1254	ND	370	ug/Kg	10	05/19/21	SC	SW8082A
PCB-1260	ND	370	ug/Kg	10	05/19/21	SC	SW8082A
PCB-1262	ND	370	ug/Kg	10	05/19/21	SC	SW8082A
PCB-1268	ND	370	ug/Kg	10	05/19/21	SC	SW8082A
QA/QC Surrogates							
% DCBP	64		%	10	05/19/21	SC	30 - 150 %

Ver 3

Project ID: ROCKVILLE CONDUIT PROJECT
Client ID: ISS-3 (0-2`)

Phoenix I.D.: CI33121

Parameter	Result	RL/ PQL	Units	Dilution	Date/Time	By	Reference
% DCBP (Confirmation)	62		%	10	05/19/21	SC	30 - 150 %
% TCMX	83		%	10	05/19/21	SC	30 - 150 %
% TCMX (Confirmation)	80		%	10	05/19/21	SC	30 - 150 %
Pesticides							
4,4' -DDD	ND	1.4	ug/Kg	2	05/21/21	CG	SW8081B
4,4' -DDE	ND	2.9	ug/Kg	2	05/21/21	CG	SW8081B
4,4' -DDT	ND	1.4	ug/Kg	2	05/21/21	CG	SW8081B
a-BHC	ND	1.4	ug/Kg	2	05/21/21	CG	SW8081B
Alachlor	ND	7.2	ug/Kg	2	05/21/21	CG	SW8081B
Aldrin	ND	1.4	ug/Kg	2	05/21/21	CG	SW8081B
b-BHC	ND	1.4	ug/Kg	2	05/21/21	CG	SW8081B
Chlordane	ND	36	ug/Kg	2	05/21/21	CG	SW8081B
d-BHC	ND	1.4	ug/Kg	2	05/21/21	CG	SW8081B
Dieldrin	ND	3.6	ug/Kg	2	05/21/21	CG	SW8081B
Endosulfan I	ND	7.2	ug/Kg	2	05/21/21	CG	SW8081B
Endosulfan II	ND	7.2	ug/Kg	2	05/21/21	CG	SW8081B
Endosulfan sulfate	ND	7.2	ug/Kg	2	05/21/21	CG	SW8081B
Endrin	ND	7.2	ug/Kg	2	05/21/21	CG	SW8081B
Endrin aldehyde	ND	7.2	ug/Kg	2	05/21/21	CG	SW8081B
Endrin ketone	ND	7.2	ug/Kg	2	05/21/21	CG	SW8081B
g-BHC	ND	2.0	ug/Kg	2	05/21/21	CG	SW8081B
Heptachlor	ND	7.2	ug/Kg	2	05/21/21	CG	SW8081B
Heptachlor epoxide	ND	7.2	ug/Kg	2	05/21/21	CG	SW8081B
Methoxychlor	ND	36	ug/Kg	2	05/21/21	CG	SW8081B
Toxaphene	ND	140	ug/Kg	2	05/21/21	CG	SW8081B
QA/QC Surrogates							
% DCBP	71		%	2	05/21/21	CG	30 - 150 %
% DCBP (Confirmation)	74		%	2	05/21/21	CG	30 - 150 %
% TCMX	63		%	2	05/21/21	CG	30 - 150 %
% TCMX (Confirmation)	87		%	2	05/21/21	CG	30 - 150 %
Polynuclear Aromatic HC							
2-Methylnaphthalene	ND	250	ug/Kg	1	05/19/21	WB	SW8270D
Acenaphthene	ND	250	ug/Kg	1	05/19/21	WB	SW8270D
Acenaphthylene	480	250	ug/Kg	1	05/19/21	WB	SW8270D
Anthracene	ND	250	ug/Kg	1	05/19/21	WB	SW8270D
Benz(a)anthracene	710	250	ug/Kg	1	05/19/21	WB	SW8270D
Benzo(a)pyrene	630	250	ug/Kg	1	05/19/21	WB	SW8270D
Benzo(b)fluoranthene	790	250	ug/Kg	1	05/19/21	WB	SW8270D
Benzo(ghi)perylene	820	250	ug/Kg	1	05/19/21	WB	SW8270D
Benzo(k)fluoranthene	790	250	ug/Kg	1	05/19/21	WB	SW8270D
Chrysene	1000	250	ug/Kg	1	05/19/21	WB	SW8270D
Dibenz(a,h)anthracene	ND	250	ug/Kg	1	05/19/21	WB	SW8270D
Fluoranthene	920	250	ug/Kg	1	05/19/21	WB	SW8270D
Fluorene	ND	250	ug/Kg	1	05/19/21	WB	SW8270D
Indeno(1,2,3-cd)pyrene	700	250	ug/Kg	1	05/19/21	WB	SW8270D
Naphthalene	ND	250	ug/Kg	1	05/19/21	WB	SW8270D
Phenanthrene	570	250	ug/Kg	1	05/19/21	WB	SW8270D
Pyrene	1100	250	ug/Kg	1	05/19/21	WB	SW8270D

Ver 3

Project ID: ROCKVILLE CONDUIT PROJECT
Client ID: ISS-3 (0-2`)

Phoenix I.D.: CI33121

Parameter	Result	RL/ PQL	Units	Dilution	Date/Time	By	Reference
QA/QC Surrogates							
% 2-Fluorobiphenyl	84		%	1	05/19/21	WB	30 - 130 %
% Nitrobenzene-d5	89		%	1	05/19/21	WB	30 - 130 %
% Terphenyl-d14	76		%	1	05/19/21	WB	30 - 130 %

RL/PQL=Reporting/Practical Quantitation Level ND=Not Detected BRL=Below Reporting Level
QA/QC Surrogates: Surrogates are compounds (preceeded with a %) added by the lab to determine analysis efficiency. Surrogate results(%) listed in the report are not "detected" compounds.

Comments:

All soils, solids and sludges are reported on a dry weight basis unless otherwise noted in the sample comments.

If you are the client above and have any questions concerning this testing, please do not hesitate to contact Phoenix Client Services at ext.200.
The contents of this report cannot be discussed with anyone other than the client listed above without their written consent.

Phyllis Shiller, Laboratory Director
June 10, 2021
Reviewed and Released by: Greg Lawrence, Assistant Lab Director

Environmental Laboratories, Inc.
587 East Middle Turnpike, P.O.Box 370, Manchester, CT 06045
Tel. (860) 645-1102 Fax (860) 645-0823

Analysis Report

June 10, 2021

FOR: Attn: Ben Caswell
Tighe & Bond
213 Court St, Suite 1100
Middletown, CT 06457

Sample Information		Custody Information		Date	Time
Matrix:	SOIL	Collected by:		05/17/21	11:00
Location Code:	TIGHE-EVER	Received by:	SW	05/18/21	12:20
Rush Request:	72 Hour	Analyzed by:	see "By" below		
P.O.#:	10948703				

Laboratory Data

SDG ID: GCI33118
Phoenix ID: CI33122

Project ID: ROCKVILLE CONDUIT PROJECT
Client ID: ISS-4 (0-2`)

Parameter	Result	RL/ PQL	Units	Dilution	Date/Time	By	Reference
Silver	< 0.37	0.37	mg/Kg	1	05/19/21	TH	SW6010D
Arsenic	6.84	0.73	mg/Kg	1	05/19/21	TH	SW6010D
Barium	46.6	0.37	mg/Kg	1	05/19/21	TH	SW6010D
Beryllium	0.46	0.29	mg/Kg	1	05/19/21	TH	SW6010D
Cadmium	0.98	0.37	mg/Kg	1	05/19/21	TH	SW6010D
Chromium	16.4	0.37	mg/Kg	1	05/19/21	TH	SW6010D
Copper	37.0	0.7	mg/kg	1	05/19/21	TH	SW6010D
Mercury	0.10	0.03	mg/Kg	2	05/19/21	MGH	SW7471B
Nickel	11.9	0.37	mg/Kg	1	05/19/21	TH	SW6010D
Lead	34.7	0.37	mg/Kg	1	05/19/21	TH	SW6010D
Antimony	< 3.7	3.7	mg/Kg	1	05/19/21	TH	SW6010D
Selenium	< 1.5	1.5	mg/Kg	1	05/19/21	TH	SW6010D
SPLP Silver	< 0.010	0.010	mg/L	1	06/09/21	EK	SW6010D
SPLP Arsenic	0.004	0.004	mg/L	1	06/09/21	EK	SW6010D
SPLP Barium	0.035	0.010	mg/L	1	06/09/21	EK	SW6010D
SPLP Beryllium	< 0.001	0.001	mg/L	1	06/09/21	EK	SW6010D
SPLP Cadmium	< 0.005	0.005	mg/L	1	06/09/21	EK	SW6010D
SPLP Chromium	< 0.010	0.010	mg/L	1	06/09/21	EK	SW6010D
SPLP Copper	< 0.010	0.010	mg/L	1	06/09/21	EK	SW6010D
SPLP Mercury	< 0.0005	0.0005	mg/L	1	06/08/21	AT	SW7470A
SPLP Nickel	< 0.010	0.010	mg/L	1	06/09/21	EK	SW6010D
SPLP Lead	< 0.010	0.010	mg/L	1	06/09/21	EK	SW6010D
SPLP Antimony	0.006	0.005	mg/L	1	06/09/21	EK	SW6010D
SPLP Selenium	< 0.020	0.020	mg/L	1	06/09/21	EK	SW6010D
SPLP Thallium	< 0.005	0.005	mg/L	1	06/09/21	EK	SW6010D
SPLP Vanadium	< 0.010	0.010	mg/L	1	06/09/21	EK	SW6010D
SPLP Zinc	0.046	0.010	mg/L	1	06/09/21	EK	SW6010D
Thallium	< 3.3	3.3	mg/Kg	1	05/19/21	TH	SW6010D

Ver 3

Project ID: ROCKVILLE CONDUIT PROJECT
Client ID: ISS-4 (0-2`)

Phoenix I.D.: CI33122

Parameter	Result	RL/ PQL	Units	Dilution	Date/Time	By	Reference
SPLP Metals Digestion	Completed				06/08/21	AB/AB	SW3010A
Vanadium	57.3	0.37	mg/Kg	1	05/19/21	TH	SW6010D
Zinc	43.4	0.7	mg/Kg	1	05/19/21	TH	SW6010D
Percent Solid	92		%		05/18/21	AR	SW846-%Solid
Soil Extraction for Pesticide	Completed				05/19/21	L/E	SW3545A
Field Extraction	Completed				05/17/21		SW5035A
Mercury Digestion	Completed				05/19/21	CG/AB	SW7471B
Extraction of ETPH	Completed				05/18/21	R/K	SW3546
Soil Extraction for Herbicide	Completed				05/18/21	J/D	SW3550C
Soil Extraction for SVOA PAH	Completed				05/18/21	R/K	SW3546
Extraction for PCB	Completed				05/18/21	B/S/KL/AR	SW3540C
SPLP Digestion Mercury	Completed				06/08/21	AB/AB	SW1312/SW7470A
SPLP Extraction for Metals	Completed				06/07/21	AB	SW1312
Total Metals Digest	Completed				05/18/21	J/AG	SW3050B
Chlorinated Herbicides							
2,4,5-T	ND	130	ug/Kg	10	05/19/21	JRB	SW8151A
2,4,5-TP (Silvex)	ND	130	ug/Kg	10	05/19/21	JRB	SW8151A
2,4-D	ND	270	ug/Kg	10	05/19/21	JRB	SW8151A
2,4-DB	ND	2700	ug/Kg	10	05/19/21	JRB	SW8151A
Dalapon	ND	130	ug/Kg	10	05/19/21	JRB	SW8151A
Dicamba	ND	130	ug/Kg	10	05/19/21	JRB	SW8151A
Dichloroprop	ND	270	ug/Kg	10	05/19/21	JRB	SW8151A
Dinoseb	ND	270	ug/Kg	10	05/19/21	JRB	SW8151A
QA/QC Surrogates							
% DCAA	59		%	10	05/19/21	JRB	30 - 150 %
% DCAA (Confirmation)	34		%	10	05/19/21	JRB	30 - 150 %
TPH by GC (Extractable Products)							
Ext. Petroleum H.C. (C9-C36)	250	54	mg/Kg	1	05/19/21	JRB	CTETPH 8015D
Identification	**		mg/Kg	1	05/19/21	JRB	CTETPH 8015D
QA/QC Surrogates							
% COD (surr)	68		%	1	05/19/21	JRB	50 - 150 %
% Terphenyl (surr)	54		%	1	05/19/21	JRB	50 - 150 %
PCB (Soxhlet SW3540C)							
PCB-1016	ND	360	ug/Kg	10	05/19/21	SC	SW8082A
PCB-1221	ND	360	ug/Kg	10	05/19/21	SC	SW8082A
PCB-1232	ND	360	ug/Kg	10	05/19/21	SC	SW8082A
PCB-1242	ND	360	ug/Kg	10	05/19/21	SC	SW8082A
PCB-1248	ND	360	ug/Kg	10	05/19/21	SC	SW8082A
PCB-1254	ND	360	ug/Kg	10	05/19/21	SC	SW8082A
PCB-1260	ND	360	ug/Kg	10	05/19/21	SC	SW8082A
PCB-1262	ND	360	ug/Kg	10	05/19/21	SC	SW8082A
PCB-1268	ND	360	ug/Kg	10	05/19/21	SC	SW8082A
QA/QC Surrogates							
% DCBP	116		%	10	05/19/21	SC	30 - 150 %
% DCBP (Confirmation)	106		%	10	05/19/21	SC	30 - 150 %
% TCMX	108		%	10	05/19/21	SC	30 - 150 %

Ver 3

Project ID: ROCKVILLE CONDUIT PROJECT
Client ID: ISS-4 (0-2`)
Phoenix I.D.: CI33122

Parameter	Result	RL/ PQL	Units	Dilution	Date/Time	By	Reference
% TCMX (Confirmation)	104		%	10	05/19/21	SC	30 - 150 %
Pesticides							
4,4' -DDD	ND	1.4	ug/Kg	2	05/21/21	CG	SW8081B
4,4' -DDE	ND	2.8	ug/Kg	2	05/21/21	CG	SW8081B
4,4' -DDT	ND	2.7	ug/Kg	2	05/21/21	CG	SW8081B
a-BHC	ND	1.4	ug/Kg	2	05/21/21	CG	SW8081B
Alachlor	ND	7.2	ug/Kg	2	05/21/21	CG	SW8081B
Aldrin	ND	1.4	ug/Kg	2	05/21/21	CG	SW8081B
b-BHC	ND	1.4	ug/Kg	2	05/21/21	CG	SW8081B
Chlordane	ND	36	ug/Kg	2	05/21/21	CG	SW8081B
d-BHC	ND	1.4	ug/Kg	2	05/21/21	CG	SW8081B
Dieldrin	ND	3.6	ug/Kg	2	05/21/21	CG	SW8081B
Endosulfan I	ND	7.2	ug/Kg	2	05/21/21	CG	SW8081B
Endosulfan II	ND	7.2	ug/Kg	2	05/21/21	CG	SW8081B
Endosulfan sulfate	ND	7.2	ug/Kg	2	05/21/21	CG	SW8081B
Endrin	ND	7.2	ug/Kg	2	05/21/21	CG	SW8081B
Endrin aldehyde	ND	7.2	ug/Kg	2	05/21/21	CG	SW8081B
Endrin ketone	ND	7.2	ug/Kg	2	05/21/21	CG	SW8081B
g-BHC	ND	1.4	ug/Kg	2	05/21/21	CG	SW8081B
Heptachlor	ND	7.2	ug/Kg	2	05/21/21	CG	SW8081B
Heptachlor epoxide	ND	7.2	ug/Kg	2	05/21/21	CG	SW8081B
Methoxychlor	ND	36	ug/Kg	2	05/21/21	CG	SW8081B
Toxaphene	ND	140	ug/Kg	2	05/21/21	CG	SW8081B
QA/QC Surrogates							
% DCBP	77		%	2	05/21/21	CG	30 - 150 %
% DCBP (Confirmation)	52		%	2	05/21/21	CG	30 - 150 %
% TCMX	76		%	2	05/21/21	CG	30 - 150 %
% TCMX (Confirmation)	48		%	2	05/21/21	CG	30 - 150 %
Volatiles							
1,1,1,2-Tetrachloroethane	ND	4.9	ug/Kg	1	05/19/21	JLI	SW8260C
1,1,1-Trichloroethane	ND	4.9	ug/Kg	1	05/19/21	JLI	SW8260C
1,1,2,2-Tetrachloroethane	ND	2.9	ug/Kg	1	05/19/21	JLI	SW8260C
1,1,2-Trichloroethane	ND	4.9	ug/Kg	1	05/19/21	JLI	SW8260C
1,1-Dichloroethane	ND	4.9	ug/Kg	1	05/19/21	JLI	SW8260C
1,1-Dichloroethene	ND	4.9	ug/Kg	1	05/19/21	JLI	SW8260C
1,1-Dichloropropene	ND	4.9	ug/Kg	1	05/19/21	JLI	SW8260C
1,2,3-Trichlorobenzene	ND	4.9	ug/Kg	1	05/19/21	JLI	SW8260C
1,2,3-Trichloropropane	ND	4.9	ug/Kg	1	05/19/21	JLI	SW8260C
1,2,4-Trichlorobenzene	ND	4.9	ug/Kg	1	05/19/21	JLI	SW8260C
1,2,4-Trimethylbenzene	ND	4.9	ug/Kg	1	05/19/21	JLI	SW8260C
1,2-Dibromo-3-chloropropane	ND	4.9	ug/Kg	1	05/19/21	JLI	SW8260C
1,2-Dibromoethane	ND	0.49	ug/Kg	1	05/19/21	JLI	SW8260C
1,2-Dichlorobenzene	ND	4.9	ug/Kg	1	05/19/21	JLI	SW8260C
1,2-Dichloroethane	ND	4.9	ug/Kg	1	05/19/21	JLI	SW8260C
1,2-Dichloropropane	ND	4.9	ug/Kg	1	05/19/21	JLI	SW8260C
1,3,5-Trimethylbenzene	ND	4.9	ug/Kg	1	05/19/21	JLI	SW8260C
1,3-Dichlorobenzene	ND	4.9	ug/Kg	1	05/19/21	JLI	SW8260C
1,3-Dichloropropane	ND	4.9	ug/Kg	1	05/19/21	JLI	SW8260C

Ver 3

Project ID: ROCKVILLE CONDUIT PROJECT
Client ID: ISS-4 (0-2`)

Phoenix I.D.: CI33122

Parameter	Result	RL/ PQL	Units	Dilution	Date/Time	By	Reference
1,4-Dichlorobenzene	ND	4.9	ug/Kg	1	05/19/21	JLI	SW8260C
2,2-Dichloropropane	ND	4.9	ug/Kg	1	05/19/21	JLI	SW8260C
2-Chlorotoluene	ND	4.9	ug/Kg	1	05/19/21	JLI	SW8260C
2-Hexanone	ND	24	ug/Kg	1	05/19/21	JLI	SW8260C
2-Isopropyltoluene	ND	4.9	ug/Kg	1	05/19/21	JLI	SW8260C
4-Chlorotoluene	ND	4.9	ug/Kg	1	05/19/21	JLI	SW8260C
4-Methyl-2-pentanone	ND	24	ug/Kg	1	05/19/21	JLI	SW8260C
Acetone	ND	240	ug/Kg	1	05/19/21	JLI	SW8260C
Acrylonitrile	ND	4.9	ug/Kg	1	05/19/21	JLI	SW8260C
Benzene	ND	4.9	ug/Kg	1	05/19/21	JLI	SW8260C
Bromobenzene	ND	4.9	ug/Kg	1	05/19/21	JLI	SW8260C
Bromochloromethane	ND	4.9	ug/Kg	1	05/19/21	JLI	SW8260C
Bromodichloromethane	ND	4.9	ug/Kg	1	05/19/21	JLI	SW8260C
Bromoform	ND	4.9	ug/Kg	1	05/19/21	JLI	SW8260C
Bromomethane	ND	4.9	ug/Kg	1	05/19/21	JLI	SW8260C
Carbon Disulfide	ND	4.9	ug/Kg	1	05/19/21	JLI	SW8260C
Carbon tetrachloride	ND	4.9	ug/Kg	1	05/19/21	JLI	SW8260C
Chlorobenzene	ND	4.9	ug/Kg	1	05/19/21	JLI	SW8260C
Chloroethane	ND	4.9	ug/Kg	1	05/19/21	JLI	SW8260C
Chloroform	ND	4.9	ug/Kg	1	05/19/21	JLI	SW8260C
Chloromethane	ND	4.9	ug/Kg	1	05/19/21	JLI	SW8260C
cis-1,2-Dichloroethene	ND	4.9	ug/Kg	1	05/19/21	JLI	SW8260C
cis-1,3-Dichloropropene	ND	4.9	ug/Kg	1	05/19/21	JLI	SW8260C
Dibromochloromethane	ND	2.9	ug/Kg	1	05/19/21	JLI	SW8260C
Dibromomethane	ND	4.9	ug/Kg	1	05/19/21	JLI	SW8260C
Dichlorodifluoromethane	ND	4.9	ug/Kg	1	05/19/21	JLI	SW8260C
Ethylbenzene	ND	4.9	ug/Kg	1	05/19/21	JLI	SW8260C
Hexachlorobutadiene	ND	4.9	ug/Kg	1	05/19/21	JLI	SW8260C
Isopropylbenzene	ND	4.9	ug/Kg	1	05/19/21	JLI	SW8260C
m&p-Xylene	ND	4.9	ug/Kg	1	05/19/21	JLI	SW8260C
Methyl Ethyl Ketone	ND	29	ug/Kg	1	05/19/21	JLI	SW8260C
Methyl t-butyl ether (MTBE)	ND	9.8	ug/Kg	1	05/19/21	JLI	SW8260C
Methylene chloride	ND	9.8	ug/Kg	1	05/19/21	JLI	SW8260C
Naphthalene	ND	4.9	ug/Kg	1	05/19/21	JLI	SW8260C
n-Butylbenzene	ND	4.9	ug/Kg	1	05/19/21	JLI	SW8260C
n-Propylbenzene	ND	4.9	ug/Kg	1	05/19/21	JLI	SW8260C
o-Xylene	ND	4.9	ug/Kg	1	05/19/21	JLI	SW8260C
p-Isopropyltoluene	ND	4.9	ug/Kg	1	05/19/21	JLI	SW8260C
sec-Butylbenzene	ND	4.9	ug/Kg	1	05/19/21	JLI	SW8260C
Styrene	ND	4.9	ug/Kg	1	05/19/21	JLI	SW8260C
tert-Butylbenzene	ND	4.9	ug/Kg	1	05/19/21	JLI	SW8260C
Tetrachloroethene	ND	4.9	ug/Kg	1	05/19/21	JLI	SW8260C
Tetrahydrofuran (THF)	ND	9.8	ug/Kg	1	05/19/21	JLI	SW8260C
Toluene	ND	4.9	ug/Kg	1	05/19/21	JLI	SW8260C
Total Xylenes	ND	4.9	ug/Kg	1	05/19/21	JLI	SW8260C
trans-1,2-Dichloroethene	ND	4.9	ug/Kg	1	05/19/21	JLI	SW8260C
trans-1,3-Dichloropropene	ND	4.9	ug/Kg	1	05/19/21	JLI	SW8260C
trans-1,4-dichloro-2-butene	ND	9.8	ug/Kg	1	05/19/21	JLI	SW8260C
Trichloroethene	ND	4.9	ug/Kg	1	05/19/21	JLI	SW8260C

Project ID: ROCKVILLE CONDUIT PROJECT
Client ID: ISS-4 (0-2`)

Phoenix I.D.: CI33122

Parameter	Result	RL/ PQL	Units	Dilution	Date/Time	By	Reference
Trichlorofluoromethane	ND	4.9	ug/Kg	1	05/19/21	JLI	SW8260C
Trichlorotrifluoroethane	ND	9.8	ug/Kg	1	05/19/21	JLI	SW8260C
Vinyl chloride	ND	4.9	ug/Kg	1	05/19/21	JLI	SW8260C
QA/QC Surrogates							
% 1,2-dichlorobenzene-d4	100		%	1	05/19/21	JLI	70 - 130 %
% Bromofluorobenzene	93		%	1	05/19/21	JLI	70 - 130 %
% Dibromofluoromethane	89		%	1	05/19/21	JLI	70 - 130 %
% Toluene-d8	95		%	1	05/19/21	JLI	70 - 130 %
Polynuclear Aromatic HC							
2-Methylnaphthalene	ND	250	ug/Kg	1	05/19/21	WB	SW8270D
Acenaphthene	ND	250	ug/Kg	1	05/19/21	WB	SW8270D
Acenaphthylene	970	250	ug/Kg	1	05/19/21	WB	SW8270D
Anthracene	280	250	ug/Kg	1	05/19/21	WB	SW8270D
Benz(a)anthracene	420	250	ug/Kg	1	05/19/21	WB	SW8270D
Benzo(a)pyrene	670	250	ug/Kg	1	05/19/21	WB	SW8270D
Benzo(b)fluoranthene	590	250	ug/Kg	1	05/19/21	WB	SW8270D
Benzo(ghi)perylene	820	250	ug/Kg	1	05/19/21	WB	SW8270D
Benzo(k)fluoranthene	580	250	ug/Kg	1	05/19/21	WB	SW8270D
Chrysene	620	250	ug/Kg	1	05/19/21	WB	SW8270D
Dibenz(a,h)anthracene	ND	250	ug/Kg	1	05/19/21	WB	SW8270D
Fluoranthene	450	250	ug/Kg	1	05/19/21	WB	SW8270D
Fluorene	ND	250	ug/Kg	1	05/19/21	WB	SW8270D
Indeno(1,2,3-cd)pyrene	630	250	ug/Kg	1	05/19/21	WB	SW8270D
Naphthalene	ND	250	ug/Kg	1	05/19/21	WB	SW8270D
Phenanthrene	ND	250	ug/Kg	1	05/19/21	WB	SW8270D
Pyrene	750	250	ug/Kg	1	05/19/21	WB	SW8270D
QA/QC Surrogates							
% 2-Fluorobiphenyl	82		%	1	05/19/21	WB	30 - 130 %
% Nitrobenzene-d5	80		%	1	05/19/21	WB	30 - 130 %
% Terphenyl-d14	75		%	1	05/19/21	WB	30 - 130 %

Project ID: ROCKVILLE CONDUIT PROJECT
Client ID: ISS-4 (0-2`)

Phoenix I.D.: CI33122

Parameter	Result	RL/ PQL	Units	Dilution	Date/Time	By	Reference

RL/PQL=Reporting/Practical Quantitation Level ND=Not Detected BRL=Below Reporting Level
QA/QC Surrogates: Surrogates are compounds (preceeded with a %) added by the lab to determine analysis efficiency. Surrogate results(%) listed in the report are not "detected" compounds.

Comments:

TPH Comment:
**Petroleum hydrocarbon chromatogram contains a multicomponent hydrocarbon distribution in the range of C9 to C36. The sample was quantitated against a C9-C36 alkane hydrocarbon standard.

All soils, solids and sludges are reported on a dry weight basis unless otherwise noted in the sample comments.

If you are the client above and have any questions concerning this testing, please do not hesitate to contact Phoenix Client Services at ext.200.
The contents of this report cannot be discussed with anyone other than the client listed above without their written consent.



Phyllis Shiller, Laboratory Director
June 10, 2021
Reviewed and Released by: Greg Lawrence, Assistant Lab Director

Environmental Laboratories, Inc.
587 East Middle Turnpike, P.O.Box 370, Manchester, CT 06045
Tel. (860) 645-1102 Fax (860) 645-0823

Analysis Report

June 10, 2021

FOR: Attn: Ben Caswell
Tighe & Bond
213 Court St, Suite 1100
Middletown, CT 06457

Sample Information		Custody Information		Date	Time
Matrix:	SOIL	Collected by:		05/17/21	11:05
Location Code:	TIGHE-EVER	Received by:	SW	05/18/21	12:20
Rush Request:	72 Hour	Analyzed by:	see "By" below		
P.O.#:	10948703				

Laboratory Data

SDG ID: GCI33118
Phoenix ID: CI33123

Project ID: ROCKVILLE CONDUIT PROJECT
Client ID: ISS-4 (2-4`)

Parameter	Result	RL/ PQL	Units	Dilution	Date/Time	By	Reference
Silver	< 0.36	0.36	mg/Kg	1	05/19/21	TH	SW6010D
Arsenic	4.49	0.71	mg/Kg	1	05/19/21	TH	SW6010D
Barium	40.2	0.36	mg/Kg	1	05/19/21	TH	SW6010D
Beryllium	0.44	0.28	mg/Kg	1	05/19/21	TH	SW6010D
Cadmium	0.87	0.36	mg/Kg	1	05/19/21	TH	SW6010D
Chromium	16.4	0.36	mg/Kg	1	05/19/21	TH	SW6010D
Copper	29.0	0.7	mg/kg	1	05/19/21	TH	SW6010D
Mercury	0.05	0.03	mg/Kg	2	05/19/21	MGH	SW7471B
Nickel	10.5	0.36	mg/Kg	1	05/19/21	TH	SW6010D
Lead	27.8	0.36	mg/Kg	1	05/19/21	TH	SW6010D
Antimony	< 3.6	3.6	mg/Kg	1	05/19/21	TH	SW6010D
Selenium	< 1.4	1.4	mg/Kg	1	05/19/21	TH	SW6010D
SPLP Mercury	< 0.0005	0.0005	mg/L	1	05/19/21	MGH	SW7470A
Thallium	< 3.2	3.2	mg/Kg	1	05/19/21	TH	SW6010D
SPLP Metals Digestion	Completed				05/19/21	AB/AT/AT	SW3010A
Vanadium	30.1	0.36	mg/Kg	1	05/19/21	TH	SW6010D
Zinc	35.6	0.7	mg/Kg	1	05/19/21	TH	SW6010D
Percent Solid	89		%		05/18/21	AR	SW846-%Solid
Mercury Digestion	Completed				05/19/21	CG/AB	SW7471B
Extraction of ETPH	Completed				05/18/21	R/M	SW3546
Soil Extraction for SVOA PAH	Completed				05/18/21	R/K	SW3546
SPLP Digestion Mercury	Completed				05/19/21	AT/AB	SW1312/SW7470A
SPLP Extraction for Metals	Completed				05/18/21	AB	SW1312
Total Metals Digest	Completed				05/18/21	J/AG	SW3050B
TPH by GC (Extractable Products)							
Ext. Petroleum H.C. (C9-C36)	200	55	mg/Kg	1	05/19/21	JRB	CTETPH 8015D

Ver 3

Project ID: ROCKVILLE CONDUIT PROJECT
Client ID: ISS-4 (2-4`)

Phoenix I.D.: CI33123

Parameter	Result	RL/ PQL	Units	Dilution	Date/Time	By	Reference
Identification	**		mg/Kg	1	05/19/21	JRB	CTETPH 8015D
QA/QC Surrogates							
% COD (surr)	71		%	1	05/19/21	JRB	50 - 150 %
% Terphenyl (surr)	74		%	1	05/19/21	JRB	50 - 150 %
Polynuclear Aromatic HC							
2-Methylnaphthalene	ND	260	ug/Kg	1	05/19/21	WB	SW8270D
Acenaphthene	ND	260	ug/Kg	1	05/19/21	WB	SW8270D
Acenaphthylene	660	260	ug/Kg	1	05/19/21	WB	SW8270D
Anthracene	ND	260	ug/Kg	1	05/19/21	WB	SW8270D
Benz(a)anthracene	340	260	ug/Kg	1	05/19/21	WB	SW8270D
Benzo(a)pyrene	450	260	ug/Kg	1	05/19/21	WB	SW8270D
Benzo(b)fluoranthene	480	260	ug/Kg	1	05/19/21	WB	SW8270D
Benzo(ghi)perylene	580	260	ug/Kg	1	05/19/21	WB	SW8270D
Benzo(k)fluoranthene	480	260	ug/Kg	1	05/19/21	WB	SW8270D
Chrysene	540	260	ug/Kg	1	05/19/21	WB	SW8270D
Dibenz(a,h)anthracene	ND	260	ug/Kg	1	05/19/21	WB	SW8270D
Fluoranthene	320	260	ug/Kg	1	05/19/21	WB	SW8270D
Fluorene	ND	260	ug/Kg	1	05/19/21	WB	SW8270D
Indeno(1,2,3-cd)pyrene	460	260	ug/Kg	1	05/19/21	WB	SW8270D
Naphthalene	ND	260	ug/Kg	1	05/19/21	WB	SW8270D
Phenanthrene	ND	260	ug/Kg	1	05/19/21	WB	SW8270D
Pyrene	520	260	ug/Kg	1	05/19/21	WB	SW8270D
QA/QC Surrogates							
% 2-Fluorobiphenyl	83		%	1	05/19/21	WB	30 - 130 %
% Nitrobenzene-d5	87		%	1	05/19/21	WB	30 - 130 %
% Terphenyl-d14	75		%	1	05/19/21	WB	30 - 130 %

RL/PQL=Reporting/Practical Quantitation Level ND=Not Detected BRL=Below Reporting Level
QA/QC Surrogates: Surrogates are compounds (preceeded with a %) added by the lab to determine analysis efficiency. Surrogate results(%) listed in the report are not "detected" compounds.

Comments:

TPH Comment:
**Petroleum hydrocarbon chromatogram contains a multicomponent hydrocarbon distribution in the range of C9 to C36. The sample was quantitated against a C9-C36 alkane hydrocarbon standard.

All soils, solids and sludges are reported on a dry weight basis unless otherwise noted in the sample comments.

If you are the client above and have any questions concerning this testing, please do not hesitate to contact Phoenix Client Services at ext.200.
The contents of this report cannot be discussed with anyone other than the client listed above without their written consent.



Phyllis Shiller, Laboratory Director
June 10, 2021
Reviewed and Released by: Greg Lawrence, Assistant Lab Director

Environmental Laboratories, Inc.
587 East Middle Turnpike, P.O.Box 370, Manchester, CT 06045
Tel. (860) 645-1102 Fax (860) 645-0823

Analysis Report

June 10, 2021

FOR: Attn: Ben Caswell
Tighe & Bond
213 Court St, Suite 1100
Middletown, CT 06457

Sample Information		Custody Information		Date	Time
Matrix:	SOIL	Collected by:		05/17/21	11:16
Location Code:	TIGHE-EVER	Received by:	SW	05/18/21	12:20
Rush Request:	72 Hour	Analyzed by:	see "By" below		
P.O.#:	10948703				

Laboratory Data

SDG ID: GCI33118
Phoenix ID: CI33124

Project ID: ROCKVILLE CONDUIT PROJECT
Client ID: ISS-4 (4-6`)

Parameter	Result	RL/ PQL	Units	Dilution	Date/Time	By	Reference
Silver	< 0.37	0.37	mg/Kg	1	05/19/21	TH	SW6010D
Arsenic	2.64	0.74	mg/Kg	1	05/19/21	TH	SW6010D
Barium	30.1	0.37	mg/Kg	1	05/19/21	TH	SW6010D
Beryllium	0.38	0.30	mg/Kg	1	05/19/21	TH	SW6010D
Cadmium	0.72	0.37	mg/Kg	1	05/19/21	TH	SW6010D
Chromium	14.8	0.37	mg/Kg	1	05/19/21	TH	SW6010D
Copper	15.9	0.7	mg/kg	1	05/19/21	TH	SW6010D
Mercury	< 0.03	0.03	mg/Kg	2	05/19/21	MGH	SW7471B
Nickel	9.44	0.37	mg/Kg	1	05/19/21	TH	SW6010D
Lead	8.66	0.37	mg/Kg	1	05/19/21	TH	SW6010D
Antimony	< 3.7	3.7	mg/Kg	1	05/19/21	TH	SW6010D
Selenium	< 1.5	1.5	mg/Kg	1	05/19/21	TH	SW6010D
SPLP Mercury	< 0.0005	0.0005	mg/L	1	05/19/21	MGH	SW7470A
Thallium	< 3.3	3.3	mg/Kg	1	05/19/21	TH	SW6010D
SPLP Metals Digestion	Completed				05/19/21	AB/AT/AT	SW3010A
Vanadium	27.6	0.37	mg/Kg	1	05/19/21	TH	SW6010D
Zinc	28.2	0.7	mg/Kg	1	05/19/21	TH	SW6010D
Percent Solid	91		%		05/18/21	AR	SW846-%Solid
Mercury Digestion	Completed				05/19/21	CG/AB	SW7471B
Extraction of ETPH	Completed				05/18/21	R/M	SW3546
Soil Extraction for SVOA PAH	Completed				05/18/21	R/K	SW3546
SPLP Digestion Mercury	Completed				05/19/21	AT/AB	SW1312/SW7470A
SPLP Extraction for Metals	Completed				05/18/21	AB	SW1312
Total Metals Digest	Completed				05/18/21	J/AG	SW3050B
TPH by GC (Extractable Products)							
Ext. Petroleum H.C. (C9-C36)	ND	54	mg/Kg	1	05/19/21	JRB	CTETPH 8015D

Ver 3

Project ID: ROCKVILLE CONDUIT PROJECT
Client ID: ISS-4 (4-6`)

Phoenix I.D.: CI33124

Parameter	Result	RL/ PQL	Units	Dilution	Date/Time	By	Reference
Identification	ND		mg/Kg	1	05/19/21	JRB	CTETPH 8015D
QA/QC Surrogates							
% COD (surr)	82		%	1	05/19/21	JRB	50 - 150 %
% Terphenyl (surr)	81		%	1	05/19/21	JRB	50 - 150 %
Polynuclear Aromatic HC							
2-Methylnaphthalene	ND	250	ug/Kg	1	05/19/21	WB	SW8270D
Acenaphthene	ND	250	ug/Kg	1	05/19/21	WB	SW8270D
Acenaphthylene	ND	250	ug/Kg	1	05/19/21	WB	SW8270D
Anthracene	ND	250	ug/Kg	1	05/19/21	WB	SW8270D
Benz(a)anthracene	ND	250	ug/Kg	1	05/19/21	WB	SW8270D
Benzo(a)pyrene	ND	250	ug/Kg	1	05/19/21	WB	SW8270D
Benzo(b)fluoranthene	ND	250	ug/Kg	1	05/19/21	WB	SW8270D
Benzo(ghi)perylene	ND	250	ug/Kg	1	05/19/21	WB	SW8270D
Benzo(k)fluoranthene	ND	250	ug/Kg	1	05/19/21	WB	SW8270D
Chrysene	ND	250	ug/Kg	1	05/19/21	WB	SW8270D
Dibenz(a,h)anthracene	ND	250	ug/Kg	1	05/19/21	WB	SW8270D
Fluoranthene	ND	250	ug/Kg	1	05/19/21	WB	SW8270D
Fluorene	ND	250	ug/Kg	1	05/19/21	WB	SW8270D
Indeno(1,2,3-cd)pyrene	ND	250	ug/Kg	1	05/19/21	WB	SW8270D
Naphthalene	ND	250	ug/Kg	1	05/19/21	WB	SW8270D
Phenanthrene	ND	250	ug/Kg	1	05/19/21	WB	SW8270D
Pyrene	ND	250	ug/Kg	1	05/19/21	WB	SW8270D
QA/QC Surrogates							
% 2-Fluorobiphenyl	79		%	1	05/19/21	WB	30 - 130 %
% Nitrobenzene-d5	76		%	1	05/19/21	WB	30 - 130 %
% Terphenyl-d14	76		%	1	05/19/21	WB	30 - 130 %

RL/PQL=Reporting/Practical Quantitation Level ND=Not Detected BRL=Below Reporting Level
QA/QC Surrogates: Surrogates are compounds (preceeded with a %) added by the lab to determine analysis efficiency. Surrogate results(%) listed in the report are not "detected" compounds.

Comments:

All soils, solids and sludges are reported on a dry weight basis unless otherwise noted in the sample comments.

If you are the client above and have any questions concerning this testing, please do not hesitate to contact Phoenix Client Services at ext.200.
The contents of this report cannot be discussed with anyone other than the client listed above without their written consent.



Phyllis Shiller, Laboratory Director
June 10, 2021
Reviewed and Released by: Greg Lawrence, Assistant Lab Director

Environmental Laboratories, Inc.
587 East Middle Turnpike, P.O.Box 370, Manchester, CT 06045
Tel. (860) 645-1102 Fax (860) 645-0823

Analysis Report

June 10, 2021

FOR: Attn: Ben Caswell
Tighe & Bond
213 Court St, Suite 1100
Middletown, CT 06457

Sample Information		Custody Information		Date	Time
Matrix:	SOIL	Collected by:		05/17/21	12:40
Location Code:	TIGHE-EVER	Received by:	SW	05/18/21	12:20
Rush Request:	72 Hour	Analyzed by:	see "By" below		
P.O.#:	10948703				

Laboratory Data

SDG ID: GCI33118
Phoenix ID: CI33125

Project ID: ROCKVILLE CONDUIT PROJECT
Client ID: VA-1 (1-3`)

Parameter	Result	RL/ PQL	Units	Dilution	Date/Time	By	Reference
Silver	< 0.35	0.35	mg/Kg	1	05/19/21	TH	SW6010D
Arsenic	6.12	0.70	mg/Kg	1	05/19/21	TH	SW6010D
Barium	47.0	0.35	mg/Kg	1	05/19/21	TH	SW6010D
Beryllium	0.36	0.28	mg/Kg	1	05/19/21	TH	SW6010D
Cadmium	0.76	0.35	mg/Kg	1	05/19/21	TH	SW6010D
Chromium	15.0	0.35	mg/Kg	1	05/19/21	TH	SW6010D
Copper	57.8	0.7	mg/kg	1	05/19/21	TH	SW6010D
Mercury	0.06	0.03	mg/Kg	2	05/19/21	MGH	SW7471B
Nickel	9.82	0.35	mg/Kg	1	05/19/21	TH	SW6010D
Lead	27.1	0.35	mg/Kg	1	05/19/21	TH	SW6010D
Antimony	< 3.5	3.5	mg/Kg	1	05/19/21	TH	SW6010D
Selenium	< 1.4	1.4	mg/Kg	1	05/19/21	TH	SW6010D
SPLP Silver	< 0.010	0.010	mg/L	1	06/09/21	EK	SW6010D
SPLP Arsenic	< 0.004	0.004	mg/L	1	06/09/21	EK	SW6010D
SPLP Barium	0.037	0.010	mg/L	1	06/09/21	EK	SW6010D
SPLP Beryllium	< 0.001	0.001	mg/L	1	06/09/21	EK	SW6010D
SPLP Cadmium	< 0.005	0.005	mg/L	1	06/09/21	EK	SW6010D
SPLP Chromium	< 0.010	0.010	mg/L	1	06/09/21	EK	SW6010D
SPLP Copper	< 0.010	0.010	mg/L	1	06/09/21	EK	SW6010D
SPLP Mercury	< 0.0005	0.0005	mg/L	1	06/08/21	AT	SW7470A
SPLP Nickel	< 0.010	0.010	mg/L	1	06/09/21	EK	SW6010D
SPLP Lead	< 0.010	0.010	mg/L	1	06/09/21	EK	SW6010D
SPLP Antimony	0.007	0.005	mg/L	1	06/09/21	EK	SW6010D
SPLP Selenium	< 0.020	0.020	mg/L	1	06/09/21	EK	SW6010D
SPLP Thallium	< 0.005	0.005	mg/L	1	06/09/21	EK	SW6010D
SPLP Vanadium	< 0.010	0.010	mg/L	1	06/09/21	EK	SW6010D
SPLP Zinc	0.031	0.010	mg/L	1	06/09/21	EK	SW6010D
Thallium	< 3.2	3.2	mg/Kg	1	05/19/21	TH	SW6010D

Ver 3

Project ID: ROCKVILLE CONDUIT PROJECT
Client ID: VA-1 (1-3`)

Phoenix I.D.: CI33125

Parameter	Result	RL/ PQL	Units	Dilution	Date/Time	By	Reference
SPLP Metals Digestion	Completed				06/08/21	AB/AB	SW3010A
Vanadium	24.3	0.35	mg/Kg	1	05/19/21	TH	SW6010D
Zinc	22.3	0.7	mg/Kg	1	05/19/21	TH	SW6010D
Percent Solid	89		%		05/18/21	AR	SW846-%Solid
Total Cyanide (SW9010C Distill.)	9.89	0.56	mg/Kg	1	05/19/21	EG	SW9012B
Field Extraction	Completed				05/17/21		SW5035A
Mercury Digestion	Completed				05/19/21	CG/AB	SW7471B
Extraction of ETPH	Completed				05/18/21	R/M	SW3546
Soil Extraction for SVOA PAH	Completed				05/18/21	R/K	SW3546
Extraction for PCB	Completed				05/20/21	H/AR	SW3540C
SPLP Digestion Mercury	Completed				06/08/21	AB/AB	SW1312/SW7470A
SPLP Extraction for Metals	Completed				06/07/21	AB	SW1312
Total Metals Digest	Completed				05/18/21	J/AG	SW3050B
TPH by GC (Extractable Products)							
Ext. Petroleum H.C. (C9-C36)	ND	280	mg/Kg	5	05/19/21	JRB	CTETPH 8015D
Identification	ND		mg/Kg	5	05/19/21	JRB	CTETPH 8015D
QA/QC Surrogates							
% COD (surr)	149		%	5	05/19/21	JRB	50 - 150 %
% Terphenyl (surr)	97		%	5	05/19/21	JRB	50 - 150 %
PCB (Soxhlet SW3540C)							
PCB-1016	ND	370	ug/Kg	10	05/21/21	SC	SW8082A
PCB-1221	ND	370	ug/Kg	10	05/21/21	SC	SW8082A
PCB-1232	ND	370	ug/Kg	10	05/21/21	SC	SW8082A
PCB-1242	ND	370	ug/Kg	10	05/21/21	SC	SW8082A
PCB-1248	ND	370	ug/Kg	10	05/21/21	SC	SW8082A
PCB-1254	ND	370	ug/Kg	10	05/21/21	SC	SW8082A
PCB-1260	ND	370	ug/Kg	10	05/21/21	SC	SW8082A
PCB-1262	ND	370	ug/Kg	10	05/21/21	SC	SW8082A
PCB-1268	ND	370	ug/Kg	10	05/21/21	SC	SW8082A
QA/QC Surrogates							
% DCBP	89		%	10	05/21/21	SC	30 - 150 %
% DCBP (Confirmation)	83		%	10	05/21/21	SC	30 - 150 %
% TCMX	85		%	10	05/21/21	SC	30 - 150 %
% TCMX (Confirmation)	81		%	10	05/21/21	SC	30 - 150 %
Volatiles							
1,1,1,2-Tetrachloroethane	ND	5.1	ug/Kg	1	05/19/21	JLI	SW8260C
1,1,1-Trichloroethane	ND	5.1	ug/Kg	1	05/19/21	JLI	SW8260C
1,1,2,2-Tetrachloroethane	ND	3.1	ug/Kg	1	05/19/21	JLI	SW8260C
1,1,2-Trichloroethane	ND	5.1	ug/Kg	1	05/19/21	JLI	SW8260C
1,1-Dichloroethane	ND	5.1	ug/Kg	1	05/19/21	JLI	SW8260C
1,1-Dichloroethene	ND	5.1	ug/Kg	1	05/19/21	JLI	SW8260C
1,1-Dichloropropene	ND	5.1	ug/Kg	1	05/19/21	JLI	SW8260C
1,2,3-Trichlorobenzene	ND	280	ug/Kg	50	05/19/21	JLI	SW8260C
1,2,3-Trichloropropane	ND	280	ug/Kg	50	05/19/21	JLI	SW8260C
1,2,4-Trichlorobenzene	ND	280	ug/Kg	50	05/19/21	JLI	SW8260C
1,2,4-Trimethylbenzene	ND	280	ug/Kg	50	05/19/21	JLI	SW8260C

Ver 3

Project ID: ROCKVILLE CONDUIT PROJECT
Client ID: VA-1 (1-3`)

Phoenix I.D.: CI33125

Parameter	Result	RL/ PQL	Units	Dilution	Date/Time	By	Reference
1,2-Dibromo-3-chloropropane	ND	5.0	ug/Kg	1	05/19/21	JLI	SW8260C
1,2-Dibromoethane	ND	0.51	ug/Kg	1	05/19/21	JLI	SW8260C
1,2-Dichlorobenzene	ND	280	ug/Kg	50	05/19/21	JLI	SW8260C
1,2-Dichloroethane	ND	5.1	ug/Kg	1	05/19/21	JLI	SW8260C
1,2-Dichloropropane	ND	5.1	ug/Kg	1	05/19/21	JLI	SW8260C
1,3,5-Trimethylbenzene	ND	280	ug/Kg	50	05/19/21	JLI	SW8260C
1,3-Dichlorobenzene	ND	280	ug/Kg	50	05/19/21	JLI	SW8260C
1,3-Dichloropropane	ND	5.1	ug/Kg	1	05/19/21	JLI	SW8260C
1,4-Dichlorobenzene	ND	280	ug/Kg	50	05/19/21	JLI	SW8260C
2,2-Dichloropropane	ND	5.1	ug/Kg	1	05/19/21	JLI	SW8260C
2-Chlorotoluene	ND	280	ug/Kg	50	05/19/21	JLI	SW8260C
2-Hexanone	ND	26	ug/Kg	1	05/19/21	JLI	SW8260C
2-Isopropyltoluene	ND	280	ug/Kg	50	05/19/21	JLI	SW8260C
4-Chlorotoluene	ND	280	ug/Kg	50	05/19/21	JLI	SW8260C
4-Methyl-2-pentanone	ND	26	ug/Kg	1	05/19/21	JLI	SW8260C
Acetone	ND	260	ug/Kg	1	05/19/21	JLI	SW8260C
Acrylonitrile	ND	5.1	ug/Kg	1	05/19/21	JLI	SW8260C
Benzene	ND	5.1	ug/Kg	1	05/19/21	JLI	SW8260C
Bromobenzene	ND	280	ug/Kg	50	05/19/21	JLI	SW8260C
Bromochloromethane	ND	5.1	ug/Kg	1	05/19/21	JLI	SW8260C
Bromodichloromethane	ND	5.1	ug/Kg	1	05/19/21	JLI	SW8260C
Bromoform	ND	5.1	ug/Kg	1	05/19/21	JLI	SW8260C
Bromomethane	ND	5.1	ug/Kg	1	05/19/21	JLI	SW8260C
Carbon Disulfide	ND	5.1	ug/Kg	1	05/19/21	JLI	SW8260C
Carbon tetrachloride	ND	5.1	ug/Kg	1	05/19/21	JLI	SW8260C
Chlorobenzene	ND	5.1	ug/Kg	1	05/19/21	JLI	SW8260C
Chloroethane	ND	5.1	ug/Kg	1	05/19/21	JLI	SW8260C
Chloroform	ND	5.1	ug/Kg	1	05/19/21	JLI	SW8260C
Chloromethane	ND	5.1	ug/Kg	1	05/19/21	JLI	SW8260C
cis-1,2-Dichloroethene	ND	5.1	ug/Kg	1	05/19/21	JLI	SW8260C
cis-1,3-Dichloropropene	ND	5.1	ug/Kg	1	05/19/21	JLI	SW8260C
Dibromochloromethane	ND	3.1	ug/Kg	1	05/19/21	JLI	SW8260C
Dibromomethane	ND	5.1	ug/Kg	1	05/19/21	JLI	SW8260C
Dichlorodifluoromethane	ND	5.1	ug/Kg	1	05/19/21	JLI	SW8260C
Ethylbenzene	ND	5.1	ug/Kg	1	05/19/21	JLI	SW8260C
Hexachlorobutadiene	ND	200	ug/Kg	50	05/19/21	JLI	SW8260C
Isopropylbenzene	ND	280	ug/Kg	50	05/19/21	JLI	SW8260C
m&p-Xylene	ND	5.1	ug/Kg	1	05/19/21	JLI	SW8260C
Methyl Ethyl Ketone	ND	31	ug/Kg	1	05/19/21	JLI	SW8260C
Methyl t-butyl ether (MTBE)	ND	10	ug/Kg	1	05/19/21	JLI	SW8260C
Methylene chloride	ND	10	ug/Kg	1	05/19/21	JLI	SW8260C
Naphthalene	ND	280	ug/Kg	50	05/19/21	JLI	SW8260C
n-Butylbenzene	ND	280	ug/Kg	50	05/19/21	JLI	SW8260C
n-Propylbenzene	ND	280	ug/Kg	50	05/19/21	JLI	SW8260C
o-Xylene	ND	5.1	ug/Kg	1	05/19/21	JLI	SW8260C
p-Isopropyltoluene	ND	280	ug/Kg	50	05/19/21	JLI	SW8260C
sec-Butylbenzene	ND	280	ug/Kg	50	05/19/21	JLI	SW8260C
Styrene	ND	5.1	ug/Kg	1	05/19/21	JLI	SW8260C
tert-Butylbenzene	ND	280	ug/Kg	50	05/19/21	JLI	SW8260C

Project ID: ROCKVILLE CONDUIT PROJECT
Client ID: VA-1 (1-3`)

Phoenix I.D.: CI33125

Parameter	Result	RL/ PQL	Units	Dilution	Date/Time	By	Reference
Tetrachloroethene	ND	5.1	ug/Kg	1	05/19/21	JLI	SW8260C
Tetrahydrofuran (THF)	ND	10	ug/Kg	1	05/19/21	JLI	SW8260C
Toluene	ND	5.1	ug/Kg	1	05/19/21	JLI	SW8260C
Total Xylenes	ND	5.1	ug/Kg	1	05/19/21	JLI	SW8260C
trans-1,2-Dichloroethene	ND	5.1	ug/Kg	1	05/19/21	JLI	SW8260C
trans-1,3-Dichloropropene	ND	5.1	ug/Kg	1	05/19/21	JLI	SW8260C
trans-1,4-dichloro-2-butene	ND	550	ug/Kg	50	05/19/21	JLI	SW8260C
Trichloroethene	ND	5.1	ug/Kg	1	05/19/21	JLI	SW8260C
Trichlorofluoromethane	ND	5.1	ug/Kg	1	05/19/21	JLI	SW8260C
Trichlorotrifluoroethane	ND	10	ug/Kg	1	05/19/21	JLI	SW8260C
Vinyl chloride	ND	5.1	ug/Kg	1	05/19/21	JLI	SW8260C
QA/QC Surrogates							
% 1,2-dichlorobenzene-d4	114		%	1	05/19/21	JLI	70 - 130 %
% Bromofluorobenzene	85		%	1	05/19/21	JLI	70 - 130 %
% Dibromofluoromethane	104		%	1	05/19/21	JLI	70 - 130 %
% Toluene-d8	92		%	1	05/19/21	JLI	70 - 130 %
% 1,2-dichlorobenzene-d4 (50x)	104		%	50	05/19/21	JLI	70 - 130 %
% Bromofluorobenzene (50x)	95		%	50	05/19/21	JLI	70 - 130 %
% Dibromofluoromethane (50x)	92		%	50	05/19/21	JLI	70 - 130 %
% Toluene-d8 (50x)	100		%	50	05/19/21	JLI	70 - 130 %
Polynuclear Aromatic HC							
2-Methylnaphthalene	ND	260	ug/Kg	1	05/19/21	WB	SW8270D
Acenaphthene	ND	260	ug/Kg	1	05/19/21	WB	SW8270D
Acenaphthylene	1300	260	ug/Kg	1	05/19/21	WB	SW8270D
Anthracene	360	260	ug/Kg	1	05/19/21	WB	SW8270D
Benz(a)anthracene	1400	260	ug/Kg	1	05/19/21	WB	SW8270D
Benzo(a)pyrene	1100	260	ug/Kg	1	05/19/21	WB	SW8270D
Benzo(b)fluoranthene	1800	260	ug/Kg	1	05/19/21	WB	SW8270D
Benzo(ghi)perylene	1400	260	ug/Kg	1	05/19/21	WB	SW8270D
Benzo(k)fluoranthene	1700	260	ug/Kg	1	05/19/21	WB	SW8270D
Chrysene	2200	260	ug/Kg	1	05/19/21	WB	SW8270D
Dibenz(a,h)anthracene	320	260	ug/Kg	1	05/19/21	WB	SW8270D
Fluoranthene	1400	260	ug/Kg	1	05/19/21	WB	SW8270D
Fluorene	ND	260	ug/Kg	1	05/19/21	WB	SW8270D
Indeno(1,2,3-cd)pyrene	1200	260	ug/Kg	1	05/19/21	WB	SW8270D
Naphthalene	780	260	ug/Kg	1	05/19/21	WB	SW8270D
Phenanthrene	770	260	ug/Kg	1	05/19/21	WB	SW8270D
Pyrene	2200	260	ug/Kg	1	05/19/21	WB	SW8270D
QA/QC Surrogates							
% 2-Fluorobiphenyl	81		%	1	05/19/21	WB	30 - 130 %
% Nitrobenzene-d5	82		%	1	05/19/21	WB	30 - 130 %
% Terphenyl-d14	74		%	1	05/19/21	WB	30 - 130 %

Project ID: ROCKVILLE CONDUIT PROJECT Phoenix I.D.: CI33125
Client ID: VA-1 (1-3`)

Parameter	Result	RL/ PQL	Units	Dilution	Date/Time	By	Reference

RL/PQL=Reporting/Practical Quantitation Level ND=Not Detected BRL=Below Reporting Level
QA/QC Surrogates: Surrogates are compounds (preceeded with a %) added by the lab to determine analysis efficiency. Surrogate results(%) listed in the report are not "detected" compounds.

Comments:

Volatile Comment:
There was a suppression of the last internal standard in the low level analysis, all affected compounds are reported from the methanol preserved high level analysis which did not exhibit this interference.

All soils, solids and sludges are reported on a dry weight basis unless otherwise noted in the sample comments.

If you are the client above and have any questions concerning this testing, please do not hesitate to contact Phoenix Client Services at ext.200.
The contents of this report cannot be discussed with anyone other than the client listed above without their written consent.



Phyllis Shiller, Laboratory Director
June 10, 2021
Reviewed and Released by: Greg Lawrence, Assistant Lab Director

Environmental Laboratories, Inc.
587 East Middle Turnpike, P.O.Box 370, Manchester, CT 06045
Tel. (860) 645-1102 Fax (860) 645-0823

Analysis Report

June 10, 2021

FOR: Attn: Ben Caswell
Tighe & Bond
213 Court St, Suite 1100
Middletown, CT 06457

Sample Information		Custody Information		Date	Time
Matrix:	SOIL	Collected by:		05/18/21	9:25
Location Code:	TIGHE-EVER	Received by:	SW	05/18/21	12:20
Rush Request:	72 Hour	Analyzed by:	see "By" below		
P.O.#:	10948703				

Laboratory Data

SDG ID: GCI33118
Phoenix ID: CI33126

Project ID: ROCKVILLE CONDUIT PROJECT
Client ID: VA-1 (6-8`)

Parameter	Result	RL/ PQL	Units	Dilution	Date/Time	By	Reference
Silver	< 0.34	0.34	mg/Kg	1	05/19/21	TH	SW6010D
Arsenic	1.06	0.68	mg/Kg	1	05/19/21	TH	SW6010D
Barium	16.4	0.34	mg/Kg	1	05/19/21	TH	SW6010D
Beryllium	< 0.27	0.27	mg/Kg	1	05/19/21	TH	SW6010D
Cadmium	0.39	0.34	mg/Kg	1	05/19/21	TH	SW6010D
Chromium	9.21	0.34	mg/Kg	1	05/19/21	TH	SW6010D
Copper	7.0	0.7	mg/kg	1	05/19/21	TH	SW6010D
Mercury	< 0.03	0.03	mg/Kg	2	05/19/21	MGH	SW7471B
Nickel	5.89	0.34	mg/Kg	1	05/19/21	TH	SW6010D
Lead	3.73	0.34	mg/Kg	1	05/19/21	TH	SW6010D
Antimony	< 3.4	3.4	mg/Kg	1	05/19/21	TH	SW6010D
Selenium	< 1.4	1.4	mg/Kg	1	05/19/21	TH	SW6010D
Thallium	< 3.1	3.1	mg/Kg	1	05/19/21	TH	SW6010D
Vanadium	17.7	0.34	mg/Kg	1	05/19/21	TH	SW6010D
Zinc	13.0	0.7	mg/Kg	1	05/19/21	TH	SW6010D
Percent Solid	88		%		05/18/21	AR	SW846-%Solid
Total Cyanide (SW9010C Distill.)	< 0.57	0.57	mg/Kg	1	05/19/21	EG	SW9012B
Field Extraction	Completed				05/18/21		SW5035A
Mercury Digestion	Completed				05/19/21	CG/AB	SW7471B
Extraction of ETPH	Completed				05/18/21	R/M	SW3546
Soil Extraction for SVOA PAH	Completed				05/18/21	R/K	SW3546
Extraction for PCB	Completed				05/18/21	B/S/KL/AR	SW3540C
Total Metals Digest	Completed				05/18/21	J/AG	SW3050B
TPH by GC (Extractable Products)							
Ext. Petroleum H.C. (C9-C36)	ND	56	mg/Kg	1	05/19/21	JRB	CTETPH 8015D
Identification	ND		mg/Kg	1	05/19/21	JRB	CTETPH 8015D

Ver 3

Project ID: ROCKVILLE CONDUIT PROJECT
Client ID: VA-1 (6-8`)

Phoenix I.D.: CI33126

Parameter	Result	RL/ PQL	Units	Dilution	Date/Time	By	Reference
QA/QC Surrogates							
% COD (surr)	85		%	1	05/19/21	JRB	50 - 150 %
% Terphenyl (surr)	82		%	1	05/19/21	JRB	50 - 150 %
PCB (Soxhlet SW3540C)							
PCB-1016	ND	370	ug/Kg	10	05/19/21	SC	SW8082A
PCB-1221	ND	370	ug/Kg	10	05/19/21	SC	SW8082A
PCB-1232	ND	370	ug/Kg	10	05/19/21	SC	SW8082A
PCB-1242	ND	370	ug/Kg	10	05/19/21	SC	SW8082A
PCB-1248	ND	370	ug/Kg	10	05/19/21	SC	SW8082A
PCB-1254	ND	370	ug/Kg	10	05/19/21	SC	SW8082A
PCB-1260	ND	370	ug/Kg	10	05/19/21	SC	SW8082A
PCB-1262	ND	370	ug/Kg	10	05/19/21	SC	SW8082A
PCB-1268	ND	370	ug/Kg	10	05/19/21	SC	SW8082A
QA/QC Surrogates							
% DCBP	112		%	10	05/19/21	SC	30 - 150 %
% DCBP (Confirmation)	101		%	10	05/19/21	SC	30 - 150 %
% TCMX	81		%	10	05/19/21	SC	30 - 150 %
% TCMX (Confirmation)	79		%	10	05/19/21	SC	30 - 150 %
Volatiles							
1,1,1,2-Tetrachloroethane	ND	5.0	ug/Kg	1	05/19/21	JLI	SW8260C
1,1,1-Trichloroethane	ND	5.0	ug/Kg	1	05/19/21	JLI	SW8260C
1,1,2,2-Tetrachloroethane	ND	3.0	ug/Kg	1	05/19/21	JLI	SW8260C
1,1,2-Trichloroethane	ND	5.0	ug/Kg	1	05/19/21	JLI	SW8260C
1,1-Dichloroethane	ND	5.0	ug/Kg	1	05/19/21	JLI	SW8260C
1,1-Dichloroethene	ND	5.0	ug/Kg	1	05/19/21	JLI	SW8260C
1,1-Dichloropropene	ND	5.0	ug/Kg	1	05/19/21	JLI	SW8260C
1,2,3-Trichlorobenzene	ND	5.0	ug/Kg	1	05/19/21	JLI	SW8260C
1,2,3-Trichloropropane	ND	5.0	ug/Kg	1	05/19/21	JLI	SW8260C
1,2,4-Trichlorobenzene	ND	5.0	ug/Kg	1	05/19/21	JLI	SW8260C
1,2,4-Trimethylbenzene	ND	5.0	ug/Kg	1	05/19/21	JLI	SW8260C
1,2-Dibromo-3-chloropropane	ND	5.0	ug/Kg	1	05/19/21	JLI	SW8260C
1,2-Dibromoethane	ND	0.50	ug/Kg	1	05/19/21	JLI	SW8260C
1,2-Dichlorobenzene	ND	5.0	ug/Kg	1	05/19/21	JLI	SW8260C
1,2-Dichloroethane	ND	5.0	ug/Kg	1	05/19/21	JLI	SW8260C
1,2-Dichloropropane	ND	5.0	ug/Kg	1	05/19/21	JLI	SW8260C
1,3,5-Trimethylbenzene	ND	5.0	ug/Kg	1	05/19/21	JLI	SW8260C
1,3-Dichlorobenzene	ND	5.0	ug/Kg	1	05/19/21	JLI	SW8260C
1,3-Dichloropropane	ND	5.0	ug/Kg	1	05/19/21	JLI	SW8260C
1,4-Dichlorobenzene	ND	5.0	ug/Kg	1	05/19/21	JLI	SW8260C
2,2-Dichloropropane	ND	5.0	ug/Kg	1	05/19/21	JLI	SW8260C
2-Chlorotoluene	ND	5.0	ug/Kg	1	05/19/21	JLI	SW8260C
2-Hexanone	ND	25	ug/Kg	1	05/19/21	JLI	SW8260C
2-Isopropyltoluene	ND	5.0	ug/Kg	1	05/19/21	JLI	SW8260C
4-Chlorotoluene	ND	5.0	ug/Kg	1	05/19/21	JLI	SW8260C
4-Methyl-2-pentanone	ND	25	ug/Kg	1	05/19/21	JLI	SW8260C
Acetone	ND	250	ug/Kg	1	05/19/21	JLI	SW8260C
Acrylonitrile	ND	5.0	ug/Kg	1	05/19/21	JLI	SW8260C
Benzene	ND	5.0	ug/Kg	1	05/19/21	JLI	SW8260C

Ver 3

Project ID: ROCKVILLE CONDUIT PROJECT
Client ID: VA-1 (6-8`)

Phoenix I.D.: CI33126

Parameter	Result	RL/ PQL	Units	Dilution	Date/Time	By	Reference
Bromobenzene	ND	5.0	ug/Kg	1	05/19/21	JLI	SW8260C
Bromochloromethane	ND	5.0	ug/Kg	1	05/19/21	JLI	SW8260C
Bromodichloromethane	ND	5.0	ug/Kg	1	05/19/21	JLI	SW8260C
Bromoform	ND	5.0	ug/Kg	1	05/19/21	JLI	SW8260C
Bromomethane	ND	5.0	ug/Kg	1	05/19/21	JLI	SW8260C
Carbon Disulfide	ND	5.0	ug/Kg	1	05/19/21	JLI	SW8260C
Carbon tetrachloride	ND	5.0	ug/Kg	1	05/19/21	JLI	SW8260C
Chlorobenzene	ND	5.0	ug/Kg	1	05/19/21	JLI	SW8260C
Chloroethane	ND	5.0	ug/Kg	1	05/19/21	JLI	SW8260C
Chloroform	ND	5.0	ug/Kg	1	05/19/21	JLI	SW8260C
Chloromethane	ND	5.0	ug/Kg	1	05/19/21	JLI	SW8260C
cis-1,2-Dichloroethene	ND	5.0	ug/Kg	1	05/19/21	JLI	SW8260C
cis-1,3-Dichloropropene	ND	5.0	ug/Kg	1	05/19/21	JLI	SW8260C
Dibromochloromethane	ND	3.0	ug/Kg	1	05/19/21	JLI	SW8260C
Dibromomethane	ND	5.0	ug/Kg	1	05/19/21	JLI	SW8260C
Dichlorodifluoromethane	ND	5.0	ug/Kg	1	05/19/21	JLI	SW8260C
Ethylbenzene	ND	5.0	ug/Kg	1	05/19/21	JLI	SW8260C
Hexachlorobutadiene	ND	5.0	ug/Kg	1	05/19/21	JLI	SW8260C
Isopropylbenzene	ND	5.0	ug/Kg	1	05/19/21	JLI	SW8260C
m&p-Xylene	ND	5.0	ug/Kg	1	05/19/21	JLI	SW8260C
Methyl Ethyl Ketone	ND	30	ug/Kg	1	05/19/21	JLI	SW8260C
Methyl t-butyl ether (MTBE)	ND	10	ug/Kg	1	05/19/21	JLI	SW8260C
Methylene chloride	ND	10	ug/Kg	1	05/19/21	JLI	SW8260C
Naphthalene	ND	5.0	ug/Kg	1	05/19/21	JLI	SW8260C
n-Butylbenzene	ND	5.0	ug/Kg	1	05/19/21	JLI	SW8260C
n-Propylbenzene	ND	5.0	ug/Kg	1	05/19/21	JLI	SW8260C
o-Xylene	ND	5.0	ug/Kg	1	05/19/21	JLI	SW8260C
p-Isopropyltoluene	ND	5.0	ug/Kg	1	05/19/21	JLI	SW8260C
sec-Butylbenzene	ND	5.0	ug/Kg	1	05/19/21	JLI	SW8260C
Styrene	ND	5.0	ug/Kg	1	05/19/21	JLI	SW8260C
tert-Butylbenzene	ND	5.0	ug/Kg	1	05/19/21	JLI	SW8260C
Tetrachloroethene	ND	5.0	ug/Kg	1	05/19/21	JLI	SW8260C
Tetrahydrofuran (THF)	ND	10	ug/Kg	1	05/19/21	JLI	SW8260C
Toluene	ND	5.0	ug/Kg	1	05/19/21	JLI	SW8260C
Total Xylenes	ND	5.0	ug/Kg	1	05/19/21	JLI	SW8260C
trans-1,2-Dichloroethene	ND	5.0	ug/Kg	1	05/19/21	JLI	SW8260C
trans-1,3-Dichloropropene	ND	5.0	ug/Kg	1	05/19/21	JLI	SW8260C
trans-1,4-dichloro-2-butene	ND	10	ug/Kg	1	05/19/21	JLI	SW8260C
Trichloroethene	ND	5.0	ug/Kg	1	05/19/21	JLI	SW8260C
Trichlorofluoromethane	ND	5.0	ug/Kg	1	05/19/21	JLI	SW8260C
Trichlorotrifluoroethane	ND	10	ug/Kg	1	05/19/21	JLI	SW8260C
Vinyl chloride	ND	5.0	ug/Kg	1	05/19/21	JLI	SW8260C
QA/QC Surrogates							
% 1,2-dichlorobenzene-d4	101		%	1	05/19/21	JLI	70 - 130 %
% Bromofluorobenzene	107		%	1	05/19/21	JLI	70 - 130 %
% Dibromofluoromethane	104		%	1	05/19/21	JLI	70 - 130 %
% Toluene-d8	98		%	1	05/19/21	JLI	70 - 130 %
Polynuclear Aromatic HC							
2-Methylnaphthalene	ND	260	ug/Kg	1	05/19/21	WB	SW8270D

Ver 3

Project ID: ROCKVILLE CONDUIT PROJECT
Client ID: VA-1 (6-8`)

Phoenix I.D.: CI33126

Parameter	Result	RL/ PQL	Units	Dilution	Date/Time	By	Reference
Acenaphthene	ND	260	ug/Kg	1	05/19/21	WB	SW8270D
Acenaphthylene	ND	260	ug/Kg	1	05/19/21	WB	SW8270D
Anthracene	ND	260	ug/Kg	1	05/19/21	WB	SW8270D
Benz(a)anthracene	ND	260	ug/Kg	1	05/19/21	WB	SW8270D
Benzo(a)pyrene	ND	260	ug/Kg	1	05/19/21	WB	SW8270D
Benzo(b)fluoranthene	ND	260	ug/Kg	1	05/19/21	WB	SW8270D
Benzo(ghi)perylene	ND	260	ug/Kg	1	05/19/21	WB	SW8270D
Benzo(k)fluoranthene	ND	260	ug/Kg	1	05/19/21	WB	SW8270D
Chrysene	ND	260	ug/Kg	1	05/19/21	WB	SW8270D
Dibenz(a,h)anthracene	ND	260	ug/Kg	1	05/19/21	WB	SW8270D
Fluoranthene	ND	260	ug/Kg	1	05/19/21	WB	SW8270D
Fluorene	ND	260	ug/Kg	1	05/19/21	WB	SW8270D
Indeno(1,2,3-cd)pyrene	ND	260	ug/Kg	1	05/19/21	WB	SW8270D
Naphthalene	ND	260	ug/Kg	1	05/19/21	WB	SW8270D
Phenanthrene	ND	260	ug/Kg	1	05/19/21	WB	SW8270D
Pyrene	ND	260	ug/Kg	1	05/19/21	WB	SW8270D
QA/QC Surrogates							
% 2-Fluorobiphenyl	80		%	1	05/19/21	WB	30 - 130 %
% Nitrobenzene-d5	80		%	1	05/19/21	WB	30 - 130 %
% Terphenyl-d14	74		%	1	05/19/21	WB	30 - 130 %

RL/PQL=Reporting/Practical Quantitation Level ND=Not Detected BRL=Below Reporting Level
QA/QC Surrogates: Surrogates are compounds (preceeded with a %) added by the lab to determine analysis efficiency. Surrogate results(%) listed in the report are not "detected" compounds.

Comments:

All soils, solids and sludges are reported on a dry weight basis unless otherwise noted in the sample comments.

If you are the client above and have any questions concerning this testing, please do not hesitate to contact Phoenix Client Services at ext.200.
The contents of this report cannot be discussed with anyone other than the client listed above without their written consent.

Phyllis Shiller, Laboratory Director
June 10, 2021
Reviewed and Released by: Greg Lawrence, Assistant Lab Director

Environmental Laboratories, Inc.
587 East Middle Turnpike, P.O.Box 370, Manchester, CT 06045
Tel. (860) 645-1102 Fax (860) 645-0823

Analysis Report

June 10, 2021

FOR: Attn: Ben Caswell
Tighe & Bond
213 Court St, Suite 1100
Middletown, CT 06457

Sample Information		Custody Information		Date	Time
Matrix:	SOIL	Collected by:		05/18/21	8:20
Location Code:	TIGHE-EVER	Received by:	SW	05/18/21	12:20
Rush Request:	72 Hour	Analyzed by:	see "By" below		
P.O.#:	10948703				

Laboratory Data

SDG ID: GCI33118
Phoenix ID: CI33127

Project ID: ROCKVILLE CONDUIT PROJECT
Client ID: P-35476 (0-2`)

Parameter	Result	RL/ PQL	Units	Dilution	Date/Time	By	Reference
Silver	< 0.36	0.36	mg/Kg	1	05/19/21	TH	SW6010D
Arsenic	6.99	0.73	mg/Kg	1	05/19/21	TH	SW6010D
Barium	68.6	0.36	mg/Kg	1	05/19/21	TH	SW6010D
Beryllium	0.46	0.29	mg/Kg	1	05/19/21	TH	SW6010D
Cadmium	1.10	0.36	mg/Kg	1	05/19/21	TH	SW6010D
Chromium	18.7	0.36	mg/Kg	1	05/19/21	TH	SW6010D
Copper	30.1	0.7	mg/kg	1	05/19/21	TH	SW6010D
Mercury	0.11	0.03	mg/Kg	2	05/19/21	MGH	SW7471B
Nickel	13.6	0.36	mg/Kg	1	05/19/21	TH	SW6010D
Lead	74.7	0.36	mg/Kg	1	05/19/21	TH	SW6010D
Antimony	< 3.6	3.6	mg/Kg	1	05/19/21	TH	SW6010D
Selenium	< 1.5	1.5	mg/Kg	1	05/19/21	TH	SW6010D
Thallium	< 3.3	3.3	mg/Kg	1	05/19/21	TH	SW6010D
Vanadium	31.0	0.36	mg/Kg	1	05/19/21	TH	SW6010D
Zinc	37.7	0.7	mg/Kg	1	05/19/21	TH	SW6010D
Percent Solid	88		%		05/18/21	AR	SW846-%Solid
Total Cyanide (SW9010C Distill.)	25.1	0.52	mg/Kg	1	05/19/21	EG	SW9012B
Field Extraction	Completed				05/18/21		SW5035A
Mercury Digestion	Completed				05/19/21	CG/AB	SW7471B
Extraction of ETPH	Completed				05/18/21	R/M	SW3546
Soil Extraction for SVOA PAH	Completed				05/18/21	R/K	SW3546
Extraction for PCB	Completed				05/18/21	B/S/KL/AR	SW3540C
Total Metals Digest	Completed				05/18/21	J/AG	SW3050B
TPH by GC (Extractable Products)							
Ext. Petroleum H.C. (C9-C36)	660	280	mg/Kg	5	05/19/21	JRB	CTETPH 8015D
Identification	**		mg/Kg	5	05/19/21	JRB	CTETPH 8015D

Ver 3

Project ID: ROCKVILLE CONDUIT PROJECT
Client ID: P-35476 (0-2`)

Phoenix I.D.: CI33127

Parameter	Result	RL/ PQL	Units	Dilution	Date/Time	By	Reference
QA/QC Surrogates							
% COD (surr)	Interference		%	5	05/19/21	JRB	50 - 150 %
% Terphenyl (surr)	124		%	5	05/19/21	JRB	50 - 150 %
PCB (Soxhlet SW3540C)							
PCB-1016	ND	370	ug/Kg	10	05/19/21	SC	SW8082A
PCB-1221	ND	370	ug/Kg	10	05/19/21	SC	SW8082A
PCB-1232	ND	370	ug/Kg	10	05/19/21	SC	SW8082A
PCB-1242	ND	370	ug/Kg	10	05/19/21	SC	SW8082A
PCB-1248	ND	370	ug/Kg	10	05/19/21	SC	SW8082A
PCB-1254	ND	370	ug/Kg	10	05/19/21	SC	SW8082A
PCB-1260	ND	370	ug/Kg	10	05/19/21	SC	SW8082A
PCB-1262	ND	370	ug/Kg	10	05/19/21	SC	SW8082A
PCB-1268	ND	370	ug/Kg	10	05/19/21	SC	SW8082A
QA/QC Surrogates							
% DCBP	79		%	10	05/19/21	SC	30 - 150 %
% DCBP (Confirmation)	79		%	10	05/19/21	SC	30 - 150 %
% TCMX	75		%	10	05/19/21	SC	30 - 150 %
% TCMX (Confirmation)	76		%	10	05/19/21	SC	30 - 150 %
Volatiles							
1,1,1,2-Tetrachloroethane	ND	6.1	ug/Kg	1	05/19/21	JLI	SW8260C
1,1,1-Trichloroethane	ND	6.1	ug/Kg	1	05/19/21	JLI	SW8260C
1,1,2,2-Tetrachloroethane	ND	3.6	ug/Kg	1	05/19/21	JLI	SW8260C
1,1,2-Trichloroethane	ND	6.1	ug/Kg	1	05/19/21	JLI	SW8260C
1,1-Dichloroethane	ND	6.1	ug/Kg	1	05/19/21	JLI	SW8260C
1,1-Dichloroethene	ND	6.1	ug/Kg	1	05/19/21	JLI	SW8260C
1,1-Dichloropropene	ND	6.1	ug/Kg	1	05/19/21	JLI	SW8260C
1,2,3-Trichlorobenzene	ND	6.1	ug/Kg	1	05/19/21	JLI	SW8260C
1,2,3-Trichloropropane	ND	6.1	ug/Kg	1	05/19/21	JLI	SW8260C
1,2,4-Trichlorobenzene	ND	6.1	ug/Kg	1	05/19/21	JLI	SW8260C
1,2,4-Trimethylbenzene	ND	6.1	ug/Kg	1	05/19/21	JLI	SW8260C
1,2-Dibromo-3-chloropropane	ND	5.0	ug/Kg	1	05/19/21	JLI	SW8260C
1,2-Dibromoethane	ND	0.61	ug/Kg	1	05/19/21	JLI	SW8260C
1,2-Dichlorobenzene	ND	6.1	ug/Kg	1	05/19/21	JLI	SW8260C
1,2-Dichloroethane	ND	6.1	ug/Kg	1	05/19/21	JLI	SW8260C
1,2-Dichloropropane	ND	6.1	ug/Kg	1	05/19/21	JLI	SW8260C
1,3,5-Trimethylbenzene	ND	6.1	ug/Kg	1	05/19/21	JLI	SW8260C
1,3-Dichlorobenzene	ND	6.1	ug/Kg	1	05/19/21	JLI	SW8260C
1,3-Dichloropropane	ND	6.1	ug/Kg	1	05/19/21	JLI	SW8260C
1,4-Dichlorobenzene	ND	6.1	ug/Kg	1	05/19/21	JLI	SW8260C
2,2-Dichloropropane	ND	6.1	ug/Kg	1	05/19/21	JLI	SW8260C
2-Chlorotoluene	ND	6.1	ug/Kg	1	05/19/21	JLI	SW8260C
2-Hexanone	ND	30	ug/Kg	1	05/19/21	JLI	SW8260C
2-Isopropyltoluene	ND	6.1	ug/Kg	1	05/19/21	JLI	SW8260C
4-Chlorotoluene	ND	6.1	ug/Kg	1	05/19/21	JLI	SW8260C
4-Methyl-2-pentanone	ND	30	ug/Kg	1	05/19/21	JLI	SW8260C
Acetone	ND	300	ug/Kg	1	05/19/21	JLI	SW8260C
Acrylonitrile	ND	6.1	ug/Kg	1	05/19/21	JLI	SW8260C
Benzene	ND	6.1	ug/Kg	1	05/19/21	JLI	SW8260C

Ver 3

Project ID: ROCKVILLE CONDUIT PROJECT
Client ID: P-35476 (0-2`)

Phoenix I.D.: CI33127

Parameter	Result	RL/ PQL	Units	Dilution	Date/Time	By	Reference
Bromobenzene	ND	6.1	ug/Kg	1	05/19/21	JLI	SW8260C
Bromochloromethane	ND	6.1	ug/Kg	1	05/19/21	JLI	SW8260C
Bromodichloromethane	ND	6.1	ug/Kg	1	05/19/21	JLI	SW8260C
Bromoform	ND	6.1	ug/Kg	1	05/19/21	JLI	SW8260C
Bromomethane	ND	6.1	ug/Kg	1	05/19/21	JLI	SW8260C
Carbon Disulfide	ND	6.1	ug/Kg	1	05/19/21	JLI	SW8260C
Carbon tetrachloride	ND	6.1	ug/Kg	1	05/19/21	JLI	SW8260C
Chlorobenzene	ND	6.1	ug/Kg	1	05/19/21	JLI	SW8260C
Chloroethane	ND	6.1	ug/Kg	1	05/19/21	JLI	SW8260C
Chloroform	ND	6.1	ug/Kg	1	05/19/21	JLI	SW8260C
Chloromethane	ND	6.1	ug/Kg	1	05/19/21	JLI	SW8260C
cis-1,2-Dichloroethene	ND	6.1	ug/Kg	1	05/19/21	JLI	SW8260C
cis-1,3-Dichloropropene	ND	6.1	ug/Kg	1	05/19/21	JLI	SW8260C
Dibromochloromethane	ND	3.6	ug/Kg	1	05/19/21	JLI	SW8260C
Dibromomethane	ND	6.1	ug/Kg	1	05/19/21	JLI	SW8260C
Dichlorodifluoromethane	ND	6.1	ug/Kg	1	05/19/21	JLI	SW8260C
Ethylbenzene	ND	6.1	ug/Kg	1	05/19/21	JLI	SW8260C
Hexachlorobutadiene	ND	6.1	ug/Kg	1	05/19/21	JLI	SW8260C
Isopropylbenzene	ND	6.1	ug/Kg	1	05/19/21	JLI	SW8260C
m&p-Xylene	ND	6.1	ug/Kg	1	05/19/21	JLI	SW8260C
Methyl Ethyl Ketone	ND	36	ug/Kg	1	05/19/21	JLI	SW8260C
Methyl t-butyl ether (MTBE)	ND	12	ug/Kg	1	05/19/21	JLI	SW8260C
Methylene chloride	ND	12	ug/Kg	1	05/19/21	JLI	SW8260C
Naphthalene	ND	6.1	ug/Kg	1	05/19/21	JLI	SW8260C
n-Butylbenzene	ND	6.1	ug/Kg	1	05/19/21	JLI	SW8260C
n-Propylbenzene	ND	6.1	ug/Kg	1	05/19/21	JLI	SW8260C
o-Xylene	ND	6.1	ug/Kg	1	05/19/21	JLI	SW8260C
p-Isopropyltoluene	ND	6.1	ug/Kg	1	05/19/21	JLI	SW8260C
sec-Butylbenzene	ND	6.1	ug/Kg	1	05/19/21	JLI	SW8260C
Styrene	ND	6.1	ug/Kg	1	05/19/21	JLI	SW8260C
tert-Butylbenzene	ND	6.1	ug/Kg	1	05/19/21	JLI	SW8260C
Tetrachloroethene	ND	6.1	ug/Kg	1	05/19/21	JLI	SW8260C
Tetrahydrofuran (THF)	ND	12	ug/Kg	1	05/19/21	JLI	SW8260C
Toluene	ND	6.1	ug/Kg	1	05/19/21	JLI	SW8260C
Total Xylenes	ND	6.1	ug/Kg	1	05/19/21	JLI	SW8260C
trans-1,2-Dichloroethene	ND	6.1	ug/Kg	1	05/19/21	JLI	SW8260C
trans-1,3-Dichloropropene	ND	6.1	ug/Kg	1	05/19/21	JLI	SW8260C
trans-1,4-dichloro-2-butene	ND	12	ug/Kg	1	05/19/21	JLI	SW8260C
Trichloroethene	ND	6.1	ug/Kg	1	05/19/21	JLI	SW8260C
Trichlorofluoromethane	ND	6.1	ug/Kg	1	05/19/21	JLI	SW8260C
Trichlorotrifluoroethane	ND	12	ug/Kg	1	05/19/21	JLI	SW8260C
Vinyl chloride	ND	6.1	ug/Kg	1	05/19/21	JLI	SW8260C
QA/QC Surrogates							
% 1,2-dichlorobenzene-d4	108		%	1	05/19/21	JLI	70 - 130 %
% Bromofluorobenzene	92		%	1	05/19/21	JLI	70 - 130 %
% Dibromofluoromethane	101		%	1	05/19/21	JLI	70 - 130 %
% Toluene-d8	92		%	1	05/19/21	JLI	70 - 130 %
Polynuclear Aromatic HC							
2-Methylnaphthalene	890	260	ug/Kg	1	05/19/21	WB	SW8270D

Ver 3

Project ID: ROCKVILLE CONDUIT PROJECT
Client ID: P-35476 (0-2`)

Phoenix I.D.: CI33127

Parameter	Result	RL/ PQL	Units	Dilution	Date/Time	By	Reference
Acenaphthene	ND	260	ug/Kg	1	05/19/21	WB	SW8270D
Acenaphthylene	3000	260	ug/Kg	1	05/19/21	WB	SW8270D
Anthracene	1100	260	ug/Kg	1	05/19/21	WB	SW8270D
Benz(a)anthracene	2500	260	ug/Kg	1	05/19/21	WB	SW8270D
Benzo(a)pyrene	2000	260	ug/Kg	1	05/19/21	WB	SW8270D
Benzo(b)fluoranthene	3100	260	ug/Kg	1	05/19/21	WB	SW8270D
Benzo(ghi)perylene	2200	260	ug/Kg	1	05/19/21	WB	SW8270D
Benzo(k)fluoranthene	2800	260	ug/Kg	1	05/19/21	WB	SW8270D
Chrysene	4200	260	ug/Kg	1	05/19/21	WB	SW8270D
Dibenz(a,h)anthracene	650	260	ug/Kg	1	05/19/21	WB	SW8270D
Fluoranthene	3100	260	ug/Kg	1	05/19/21	WB	SW8270D
Fluorene	440	260	ug/Kg	1	05/19/21	WB	SW8270D
Indeno(1,2,3-cd)pyrene	2000	260	ug/Kg	1	05/19/21	WB	SW8270D
Naphthalene	1200	260	ug/Kg	1	05/19/21	WB	SW8270D
Phenanthrene	2500	260	ug/Kg	1	05/19/21	WB	SW8270D
Pyrene	4400	260	ug/Kg	1	05/19/21	WB	SW8270D
QA/QC Surrogates							
% 2-Fluorobiphenyl	73		%	1	05/19/21	WB	30 - 130 %
% Nitrobenzene-d5	79		%	1	05/19/21	WB	30 - 130 %
% Terphenyl-d14	74		%	1	05/19/21	WB	30 - 130 %

RL/PQL=Reporting/Practical Quantitation Level ND=Not Detected BRL=Below Reporting Level
QA/QC Surrogates: Surrogates are compounds (preceeded with a %) added by the lab to determine analysis efficiency. Surrogate results(%) listed in the report are not "detected" compounds.

Comments:

TPH Comment:
**Petroleum hydrocarbon chromatogram contains a multicomponent hydrocarbon distribution in the range of C9 to C36. The sample was quantitated against a C9-C36 alkane hydrocarbon standard.

All soils, solids and sludges are reported on a dry weight basis unless otherwise noted in the sample comments.

If you are the client above and have any questions concerning this testing, please do not hesitate to contact Phoenix Client Services at ext.200.
The contents of this report cannot be discussed with anyone other than the client listed above without their written consent.



Phyllis Shiller, Laboratory Director
June 10, 2021
Reviewed and Released by: Greg Lawrence, Assistant Lab Director

Environmental Laboratories, Inc.
587 East Middle Turnpike, P.O.Box 370, Manchester, CT 06045
Tel. (860) 645-1102 Fax (860) 645-0823

Analysis Report

June 10, 2021

FOR: Attn: Ben Caswell
Tighe & Bond
213 Court St, Suite 1100
Middletown, CT 06457

Sample Information		Custody Information		Date	Time
Matrix:	SOIL	Collected by:		05/18/21	10:45
Location Code:	TIGHE-EVER	Received by:	SW	05/18/21	12:20
Rush Request:	72 Hour	Analyzed by:	see "By" below		
P.O.#:	10948703				

Laboratory Data

SDG ID: GCI33118
Phoenix ID: CI33128

Project ID: ROCKVILLE CONDUIT PROJECT
Client ID: OSS-1 (1-3`)

Parameter	Result	RL/ PQL	Units	Dilution	Date/Time	By	Reference
Silver	< 0.37	0.37	mg/Kg	1	05/19/21	TH	SW6010D
Arsenic	1.08	0.74	mg/Kg	1	05/19/21	TH	SW6010D
Barium	34.7	0.37	mg/Kg	1	05/19/21	TH	SW6010D
Beryllium	0.37	0.30	mg/Kg	1	05/19/21	TH	SW6010D
Cadmium	0.69	0.37	mg/Kg	1	05/19/21	TH	SW6010D
Chromium	15.8	0.37	mg/Kg	1	05/19/21	TH	SW6010D
Copper	13.2	0.7	mg/kg	1	05/19/21	TH	SW6010D
Mercury	< 0.03	0.03	mg/Kg	2	05/19/21	MGH	SW7471B
Nickel	10.5	0.37	mg/Kg	1	05/19/21	TH	SW6010D
Lead	15.5	0.37	mg/Kg	1	05/19/21	TH	SW6010D
Antimony	< 3.7	3.7	mg/Kg	1	05/19/21	TH	SW6010D
Selenium	< 1.5	1.5	mg/Kg	1	05/19/21	TH	SW6010D
Thallium	< 3.3	3.3	mg/Kg	1	05/19/21	TH	SW6010D
Vanadium	26.5	0.37	mg/Kg	1	05/19/21	TH	SW6010D
Zinc	27.8	0.7	mg/Kg	1	05/19/21	TH	SW6010D
Percent Solid	95		%		05/18/21	AR	SW846-%Solid
Total Cyanide (SW9010C Distill.)	< 0.58	0.58	mg/Kg	1	05/19/21	EG	SW9012B
Field Extraction	Completed				05/18/21		SW5035A
Mercury Digestion	Completed				05/19/21	CG/AB	SW7471B
Extraction of ETPH	Completed				05/18/21	R/M	SW3546
Soil Extraction for SVOA PAH	Completed				05/18/21	R/K	SW3546
Extraction for PCB	Completed				05/18/21	B/S/KL/AR	SW3540C
Total Metals Digest	Completed				05/18/21	J/AG	SW3050B
TPH by GC (Extractable Products)							
Ext. Petroleum H.C. (C9-C36)	ND	53	mg/Kg	1	05/19/21	JRB	CTETPH 8015D
Identification	ND		mg/Kg	1	05/19/21	JRB	CTETPH 8015D

Ver 3

Project ID: ROCKVILLE CONDUIT PROJECT
Client ID: OSS-1 (1-3`)

Phoenix I.D.: CI33128

Parameter	Result	RL/ PQL	Units	Dilution	Date/Time	By	Reference
QA/QC Surrogates							
% COD (surr)	90		%	1	05/19/21	JRB	50 - 150 %
% Terphenyl (surr)	89		%	1	05/19/21	JRB	50 - 150 %
PCB (Soxhlet SW3540C)							
PCB-1016	ND	340	ug/Kg	10	05/20/21	SC	SW8082A
PCB-1221	ND	340	ug/Kg	10	05/20/21	SC	SW8082A
PCB-1232	ND	340	ug/Kg	10	05/20/21	SC	SW8082A
PCB-1242	ND	340	ug/Kg	10	05/20/21	SC	SW8082A
PCB-1248	ND	340	ug/Kg	10	05/20/21	SC	SW8082A
PCB-1254	ND	340	ug/Kg	10	05/20/21	SC	SW8082A
PCB-1260	ND	340	ug/Kg	10	05/20/21	SC	SW8082A
PCB-1262	ND	340	ug/Kg	10	05/20/21	SC	SW8082A
PCB-1268	ND	340	ug/Kg	10	05/20/21	SC	SW8082A
QA/QC Surrogates							
% DCBP	113		%	10	05/20/21	SC	30 - 150 %
% DCBP (Confirmation)	102		%	10	05/20/21	SC	30 - 150 %
% TCMX	55		%	10	05/20/21	SC	30 - 150 %
% TCMX (Confirmation)	53		%	10	05/20/21	SC	30 - 150 %
Volatiles							
1,1,1,2-Tetrachloroethane	ND	4.7	ug/Kg	1	05/19/21	JLI	SW8260C
1,1,1-Trichloroethane	ND	4.7	ug/Kg	1	05/19/21	JLI	SW8260C
1,1,2,2-Tetrachloroethane	ND	2.8	ug/Kg	1	05/19/21	JLI	SW8260C
1,1,2-Trichloroethane	ND	4.7	ug/Kg	1	05/19/21	JLI	SW8260C
1,1-Dichloroethane	ND	4.7	ug/Kg	1	05/19/21	JLI	SW8260C
1,1-Dichloroethene	ND	4.7	ug/Kg	1	05/19/21	JLI	SW8260C
1,1-Dichloropropene	ND	4.7	ug/Kg	1	05/19/21	JLI	SW8260C
1,2,3-Trichlorobenzene	ND	4.7	ug/Kg	1	05/19/21	JLI	SW8260C
1,2,3-Trichloropropane	ND	4.7	ug/Kg	1	05/19/21	JLI	SW8260C
1,2,4-Trichlorobenzene	ND	4.7	ug/Kg	1	05/19/21	JLI	SW8260C
1,2,4-Trimethylbenzene	ND	4.7	ug/Kg	1	05/19/21	JLI	SW8260C
1,2-Dibromo-3-chloropropane	ND	4.7	ug/Kg	1	05/19/21	JLI	SW8260C
1,2-Dibromoethane	ND	0.47	ug/Kg	1	05/19/21	JLI	SW8260C
1,2-Dichlorobenzene	ND	4.7	ug/Kg	1	05/19/21	JLI	SW8260C
1,2-Dichloroethane	ND	4.7	ug/Kg	1	05/19/21	JLI	SW8260C
1,2-Dichloropropane	ND	4.7	ug/Kg	1	05/19/21	JLI	SW8260C
1,3,5-Trimethylbenzene	ND	4.7	ug/Kg	1	05/19/21	JLI	SW8260C
1,3-Dichlorobenzene	ND	4.7	ug/Kg	1	05/19/21	JLI	SW8260C
1,3-Dichloropropane	ND	4.7	ug/Kg	1	05/19/21	JLI	SW8260C
1,4-Dichlorobenzene	ND	4.7	ug/Kg	1	05/19/21	JLI	SW8260C
2,2-Dichloropropane	ND	4.7	ug/Kg	1	05/19/21	JLI	SW8260C
2-Chlorotoluene	ND	4.7	ug/Kg	1	05/19/21	JLI	SW8260C
2-Hexanone	ND	23	ug/Kg	1	05/19/21	JLI	SW8260C
2-Isopropyltoluene	ND	4.7	ug/Kg	1	05/19/21	JLI	SW8260C
4-Chlorotoluene	ND	4.7	ug/Kg	1	05/19/21	JLI	SW8260C
4-Methyl-2-pentanone	ND	23	ug/Kg	1	05/19/21	JLI	SW8260C
Acetone	ND	230	ug/Kg	1	05/19/21	JLI	SW8260C
Acrylonitrile	ND	4.7	ug/Kg	1	05/19/21	JLI	SW8260C
Benzene	ND	4.7	ug/Kg	1	05/19/21	JLI	SW8260C

Ver 3

Project ID: ROCKVILLE CONDUIT PROJECT
Client ID: OSS-1 (1-3`)

Phoenix I.D.: CI33128

Parameter	Result	RL/ PQL	Units	Dilution	Date/Time	By	Reference
Bromobenzene	ND	4.7	ug/Kg	1	05/19/21	JLI	SW8260C
Bromochloromethane	ND	4.7	ug/Kg	1	05/19/21	JLI	SW8260C
Bromodichloromethane	ND	4.7	ug/Kg	1	05/19/21	JLI	SW8260C
Bromoform	ND	4.7	ug/Kg	1	05/19/21	JLI	SW8260C
Bromomethane	ND	4.7	ug/Kg	1	05/19/21	JLI	SW8260C
Carbon Disulfide	ND	4.7	ug/Kg	1	05/19/21	JLI	SW8260C
Carbon tetrachloride	ND	4.7	ug/Kg	1	05/19/21	JLI	SW8260C
Chlorobenzene	ND	4.7	ug/Kg	1	05/19/21	JLI	SW8260C
Chloroethane	ND	4.7	ug/Kg	1	05/19/21	JLI	SW8260C
Chloroform	ND	4.7	ug/Kg	1	05/19/21	JLI	SW8260C
Chloromethane	ND	4.7	ug/Kg	1	05/19/21	JLI	SW8260C
cis-1,2-Dichloroethene	ND	4.7	ug/Kg	1	05/19/21	JLI	SW8260C
cis-1,3-Dichloropropene	ND	4.7	ug/Kg	1	05/19/21	JLI	SW8260C
Dibromochloromethane	ND	2.8	ug/Kg	1	05/19/21	JLI	SW8260C
Dibromomethane	ND	4.7	ug/Kg	1	05/19/21	JLI	SW8260C
Dichlorodifluoromethane	ND	4.7	ug/Kg	1	05/19/21	JLI	SW8260C
Ethylbenzene	ND	4.7	ug/Kg	1	05/19/21	JLI	SW8260C
Hexachlorobutadiene	ND	4.7	ug/Kg	1	05/19/21	JLI	SW8260C
Isopropylbenzene	ND	4.7	ug/Kg	1	05/19/21	JLI	SW8260C
m&p-Xylene	ND	4.7	ug/Kg	1	05/19/21	JLI	SW8260C
Methyl Ethyl Ketone	ND	28	ug/Kg	1	05/19/21	JLI	SW8260C
Methyl t-butyl ether (MTBE)	ND	9.4	ug/Kg	1	05/19/21	JLI	SW8260C
Methylene chloride	ND	9.4	ug/Kg	1	05/19/21	JLI	SW8260C
Naphthalene	ND	4.7	ug/Kg	1	05/19/21	JLI	SW8260C
n-Butylbenzene	ND	4.7	ug/Kg	1	05/19/21	JLI	SW8260C
n-Propylbenzene	ND	4.7	ug/Kg	1	05/19/21	JLI	SW8260C
o-Xylene	ND	4.7	ug/Kg	1	05/19/21	JLI	SW8260C
p-Isopropyltoluene	ND	4.7	ug/Kg	1	05/19/21	JLI	SW8260C
sec-Butylbenzene	ND	4.7	ug/Kg	1	05/19/21	JLI	SW8260C
Styrene	ND	4.7	ug/Kg	1	05/19/21	JLI	SW8260C
tert-Butylbenzene	ND	4.7	ug/Kg	1	05/19/21	JLI	SW8260C
Tetrachloroethene	ND	4.7	ug/Kg	1	05/19/21	JLI	SW8260C
Tetrahydrofuran (THF)	ND	9.4	ug/Kg	1	05/19/21	JLI	SW8260C
Toluene	ND	4.7	ug/Kg	1	05/19/21	JLI	SW8260C
Total Xylenes	ND	4.7	ug/Kg	1	05/19/21	JLI	SW8260C
trans-1,2-Dichloroethene	ND	4.7	ug/Kg	1	05/19/21	JLI	SW8260C
trans-1,3-Dichloropropene	ND	4.7	ug/Kg	1	05/19/21	JLI	SW8260C
trans-1,4-dichloro-2-butene	ND	9.4	ug/Kg	1	05/19/21	JLI	SW8260C
Trichloroethene	ND	4.7	ug/Kg	1	05/19/21	JLI	SW8260C
Trichlorofluoromethane	ND	4.7	ug/Kg	1	05/19/21	JLI	SW8260C
Trichlorotrifluoroethane	ND	9.4	ug/Kg	1	05/19/21	JLI	SW8260C
Vinyl chloride	ND	4.7	ug/Kg	1	05/19/21	JLI	SW8260C
QA/QC Surrogates							
% 1,2-dichlorobenzene-d4	97		%	1	05/19/21	JLI	70 - 130 %
% Bromofluorobenzene	105		%	1	05/19/21	JLI	70 - 130 %
% Dibromofluoromethane	108		%	1	05/19/21	JLI	70 - 130 %
% Toluene-d8	95		%	1	05/19/21	JLI	70 - 130 %
Polynuclear Aromatic HC							
2-Methylnaphthalene	ND	240	ug/Kg	1	05/19/21	WB	SW8270D

Ver 3

Project ID: ROCKVILLE CONDUIT PROJECT
Client ID: OSS-1 (1-3`)

Phoenix I.D.: CI33128

Parameter	Result	RL/ PQL	Units	Dilution	Date/Time	By	Reference
Acenaphthene	ND	240	ug/Kg	1	05/19/21	WB	SW8270D
Acenaphthylene	ND	240	ug/Kg	1	05/19/21	WB	SW8270D
Anthracene	ND	240	ug/Kg	1	05/19/21	WB	SW8270D
Benz(a)anthracene	ND	240	ug/Kg	1	05/19/21	WB	SW8270D
Benzo(a)pyrene	ND	240	ug/Kg	1	05/19/21	WB	SW8270D
Benzo(b)fluoranthene	ND	240	ug/Kg	1	05/19/21	WB	SW8270D
Benzo(ghi)perylene	ND	240	ug/Kg	1	05/19/21	WB	SW8270D
Benzo(k)fluoranthene	ND	240	ug/Kg	1	05/19/21	WB	SW8270D
Chrysene	270	240	ug/Kg	1	05/19/21	WB	SW8270D
Dibenz(a,h)anthracene	ND	240	ug/Kg	1	05/19/21	WB	SW8270D
Fluoranthene	330	240	ug/Kg	1	05/19/21	WB	SW8270D
Fluorene	ND	240	ug/Kg	1	05/19/21	WB	SW8270D
Indeno(1,2,3-cd)pyrene	ND	240	ug/Kg	1	05/19/21	WB	SW8270D
Naphthalene	ND	240	ug/Kg	1	05/19/21	WB	SW8270D
Phenanthrene	250	240	ug/Kg	1	05/19/21	WB	SW8270D
Pyrene	400	240	ug/Kg	1	05/19/21	WB	SW8270D
QA/QC Surrogates							
% 2-Fluorobiphenyl	79		%	1	05/19/21	WB	30 - 130 %
% Nitrobenzene-d5	76		%	1	05/19/21	WB	30 - 130 %
% Terphenyl-d14	72		%	1	05/19/21	WB	30 - 130 %

RL/PQL=Reporting/Practical Quantitation Level ND=Not Detected BRL=Below Reporting Level
QA/QC Surrogates: Surrogates are compounds (preceeded with a %) added by the lab to determine analysis efficiency. Surrogate results(%) listed in the report are not "detected" compounds.

Comments:

All soils, solids and sludges are reported on a dry weight basis unless otherwise noted in the sample comments.

If you are the client above and have any questions concerning this testing, please do not hesitate to contact Phoenix Client Services at ext.200.
The contents of this report cannot be discussed with anyone other than the client listed above without their written consent.

Phyllis Shiller, Laboratory Director
June 10, 2021
Reviewed and Released by: Greg Lawrence, Assistant Lab Director

Environmental Laboratories, Inc.
587 East Middle Turnpike, P.O.Box 370, Manchester, CT 06045
Tel. (860) 645-1102 Fax (860) 645-0823

Analysis Report

June 10, 2021

FOR: Attn: Ben Caswell
Tighe & Bond
213 Court St, Suite 1100
Middletown, CT 06457

Sample Information		Custody Information		Date	Time
Matrix:	SOIL	Collected by:		05/18/21	10:15
Location Code:	TIGHE-EVER	Received by:	SW	05/18/21	12:20
Rush Request:	72 Hour	Analyzed by:	see "By" below		
P.O.#:	10948703				

Laboratory Data

SDG ID: GCI33118
Phoenix ID: CI33129

Project ID: ROCKVILLE CONDUIT PROJECT
Client ID: OSS-2 (0-2`)

Parameter	Result	RL/ PQL	Units	Dilution	Date/Time	By	Reference
Silver	< 0.34	0.34	mg/Kg	1	05/19/21	TH	SW6010D
Arsenic	1.35	0.69	mg/Kg	1	05/19/21	TH	SW6010D
Barium	45.4	0.34	mg/Kg	1	05/19/21	TH	SW6010D
Beryllium	0.38	0.28	mg/Kg	1	05/19/21	TH	SW6010D
Cadmium	0.67	0.34	mg/Kg	1	05/19/21	TH	SW6010D
Chromium	13.3	0.34	mg/Kg	1	05/19/21	TH	SW6010D
Copper	12.2	0.7	mg/kg	1	05/19/21	TH	SW6010D
Mercury	< 0.03	0.03	mg/Kg	2	05/20/21	MGH	SW7471B
Nickel	8.67	0.34	mg/Kg	1	05/19/21	TH	SW6010D
Lead	22.7	0.34	mg/Kg	1	05/19/21	TH	SW6010D
Antimony	< 3.4	3.4	mg/Kg	1	05/19/21	TH	SW6010D
Selenium	< 1.4	1.4	mg/Kg	1	05/19/21	TH	SW6010D
Thallium	< 3.1	3.1	mg/Kg	1	05/19/21	TH	SW6010D
Vanadium	27.4	0.34	mg/Kg	1	05/19/21	TH	SW6010D
Zinc	27.2	0.7	mg/Kg	1	05/19/21	TH	SW6010D
Percent Solid	92		%		05/18/21	AR	SW846-%Solid
Total Cyanide (SW9010C Distill.)	< 0.54	0.54	mg/Kg	1	05/19/21	EG	SW9012B
Field Extraction	Completed				05/18/21		SW5035A
Mercury Digestion	Completed				05/19/21	AB/AT	SW7471B
Extraction of ETPH	Completed				05/18/21	R/M	SW3546
Soil Extraction for SVOA PAH	Completed				05/18/21	R/K	SW3546
Extraction for PCB	Completed				05/18/21	B/S/KL/AR	SW3540C
Total Metals Digest	Completed				05/18/21	J/AG	SW3050B
TPH by GC (Extractable Products)							
Ext. Petroleum H.C. (C9-C36)	ND	53	mg/Kg	1	05/19/21	JRB	CTETPH 8015D
Identification	ND		mg/Kg	1	05/19/21	JRB	CTETPH 8015D

Ver 3

Project ID: ROCKVILLE CONDUIT PROJECT
Client ID: OSS-2 (0-2`)

Phoenix I.D.: CI33129

Parameter	Result	RL/ PQL	Units	Dilution	Date/Time	By	Reference
QA/QC Surrogates							
% COD (surr)	92		%	1	05/19/21	JRB	50 - 150 %
% Terphenyl (surr)	92		%	1	05/19/21	JRB	50 - 150 %
PCB (Soxhlet SW3540C)							
PCB-1016	ND	360	ug/Kg	10	05/19/21	SC	SW8082A
PCB-1221	ND	360	ug/Kg	10	05/19/21	SC	SW8082A
PCB-1232	ND	360	ug/Kg	10	05/19/21	SC	SW8082A
PCB-1242	ND	360	ug/Kg	10	05/19/21	SC	SW8082A
PCB-1248	ND	360	ug/Kg	10	05/19/21	SC	SW8082A
PCB-1254	ND	360	ug/Kg	10	05/19/21	SC	SW8082A
PCB-1260	ND	360	ug/Kg	10	05/19/21	SC	SW8082A
PCB-1262	ND	360	ug/Kg	10	05/19/21	SC	SW8082A
PCB-1268	ND	360	ug/Kg	10	05/19/21	SC	SW8082A
QA/QC Surrogates							
% DCBP	107		%	10	05/19/21	SC	30 - 150 %
% DCBP (Confirmation)	93		%	10	05/19/21	SC	30 - 150 %
% TCMX	81		%	10	05/19/21	SC	30 - 150 %
% TCMX (Confirmation)	78		%	10	05/19/21	SC	30 - 150 %
Volatiles							
1,1,1,2-Tetrachloroethane	ND	5.1	ug/Kg	1	05/19/21	JLI	SW8260C
1,1,1-Trichloroethane	ND	5.1	ug/Kg	1	05/19/21	JLI	SW8260C
1,1,2,2-Tetrachloroethane	ND	3.0	ug/Kg	1	05/19/21	JLI	SW8260C
1,1,2-Trichloroethane	ND	5.1	ug/Kg	1	05/19/21	JLI	SW8260C
1,1-Dichloroethane	ND	5.1	ug/Kg	1	05/19/21	JLI	SW8260C
1,1-Dichloroethene	ND	5.1	ug/Kg	1	05/19/21	JLI	SW8260C
1,1-Dichloropropene	ND	5.1	ug/Kg	1	05/19/21	JLI	SW8260C
1,2,3-Trichlorobenzene	ND	5.1	ug/Kg	1	05/19/21	JLI	SW8260C
1,2,3-Trichloropropane	ND	5.1	ug/Kg	1	05/19/21	JLI	SW8260C
1,2,4-Trichlorobenzene	ND	5.1	ug/Kg	1	05/19/21	JLI	SW8260C
1,2,4-Trimethylbenzene	ND	5.1	ug/Kg	1	05/19/21	JLI	SW8260C
1,2-Dibromo-3-chloropropane	ND	5.0	ug/Kg	1	05/19/21	JLI	SW8260C
1,2-Dibromoethane	ND	0.51	ug/Kg	1	05/19/21	JLI	SW8260C
1,2-Dichlorobenzene	ND	5.1	ug/Kg	1	05/19/21	JLI	SW8260C
1,2-Dichloroethane	ND	5.1	ug/Kg	1	05/19/21	JLI	SW8260C
1,2-Dichloropropane	ND	5.1	ug/Kg	1	05/19/21	JLI	SW8260C
1,3,5-Trimethylbenzene	ND	5.1	ug/Kg	1	05/19/21	JLI	SW8260C
1,3-Dichlorobenzene	ND	5.1	ug/Kg	1	05/19/21	JLI	SW8260C
1,3-Dichloropropane	ND	5.1	ug/Kg	1	05/19/21	JLI	SW8260C
1,4-Dichlorobenzene	ND	5.1	ug/Kg	1	05/19/21	JLI	SW8260C
2,2-Dichloropropane	ND	5.1	ug/Kg	1	05/19/21	JLI	SW8260C
2-Chlorotoluene	ND	5.1	ug/Kg	1	05/19/21	JLI	SW8260C
2-Hexanone	ND	25	ug/Kg	1	05/19/21	JLI	SW8260C
2-Isopropyltoluene	ND	5.1	ug/Kg	1	05/19/21	JLI	SW8260C
4-Chlorotoluene	ND	5.1	ug/Kg	1	05/19/21	JLI	SW8260C
4-Methyl-2-pentanone	ND	25	ug/Kg	1	05/19/21	JLI	SW8260C
Acetone	ND	250	ug/Kg	1	05/19/21	JLI	SW8260C
Acrylonitrile	ND	5.1	ug/Kg	1	05/19/21	JLI	SW8260C
Benzene	ND	5.1	ug/Kg	1	05/19/21	JLI	SW8260C

Ver 3

Project ID: ROCKVILLE CONDUIT PROJECT
Client ID: OSS-2 (0-2`)

Phoenix I.D.: CI33129

Parameter	Result	RL/ PQL	Units	Dilution	Date/Time	By	Reference
Bromobenzene	ND	5.1	ug/Kg	1	05/19/21	JLI	SW8260C
Bromochloromethane	ND	5.1	ug/Kg	1	05/19/21	JLI	SW8260C
Bromodichloromethane	ND	5.1	ug/Kg	1	05/19/21	JLI	SW8260C
Bromoform	ND	5.1	ug/Kg	1	05/19/21	JLI	SW8260C
Bromomethane	ND	5.1	ug/Kg	1	05/19/21	JLI	SW8260C
Carbon Disulfide	ND	5.1	ug/Kg	1	05/19/21	JLI	SW8260C
Carbon tetrachloride	ND	5.1	ug/Kg	1	05/19/21	JLI	SW8260C
Chlorobenzene	ND	5.1	ug/Kg	1	05/19/21	JLI	SW8260C
Chloroethane	ND	5.1	ug/Kg	1	05/19/21	JLI	SW8260C
Chloroform	ND	5.1	ug/Kg	1	05/19/21	JLI	SW8260C
Chloromethane	ND	5.1	ug/Kg	1	05/19/21	JLI	SW8260C
cis-1,2-Dichloroethene	ND	5.1	ug/Kg	1	05/19/21	JLI	SW8260C
cis-1,3-Dichloropropene	ND	5.1	ug/Kg	1	05/19/21	JLI	SW8260C
Dibromochloromethane	ND	3.0	ug/Kg	1	05/19/21	JLI	SW8260C
Dibromomethane	ND	5.1	ug/Kg	1	05/19/21	JLI	SW8260C
Dichlorodifluoromethane	ND	5.1	ug/Kg	1	05/19/21	JLI	SW8260C
Ethylbenzene	ND	5.1	ug/Kg	1	05/19/21	JLI	SW8260C
Hexachlorobutadiene	ND	5.1	ug/Kg	1	05/19/21	JLI	SW8260C
Isopropylbenzene	ND	5.1	ug/Kg	1	05/19/21	JLI	SW8260C
m&p-Xylene	ND	5.1	ug/Kg	1	05/19/21	JLI	SW8260C
Methyl Ethyl Ketone	ND	30	ug/Kg	1	05/19/21	JLI	SW8260C
Methyl t-butyl ether (MTBE)	ND	10	ug/Kg	1	05/19/21	JLI	SW8260C
Methylene chloride	ND	10	ug/Kg	1	05/19/21	JLI	SW8260C
Naphthalene	ND	5.1	ug/Kg	1	05/19/21	JLI	SW8260C
n-Butylbenzene	ND	5.1	ug/Kg	1	05/19/21	JLI	SW8260C
n-Propylbenzene	ND	5.1	ug/Kg	1	05/19/21	JLI	SW8260C
o-Xylene	ND	5.1	ug/Kg	1	05/19/21	JLI	SW8260C
p-Isopropyltoluene	ND	5.1	ug/Kg	1	05/19/21	JLI	SW8260C
sec-Butylbenzene	ND	5.1	ug/Kg	1	05/19/21	JLI	SW8260C
Styrene	ND	5.1	ug/Kg	1	05/19/21	JLI	SW8260C
tert-Butylbenzene	ND	5.1	ug/Kg	1	05/19/21	JLI	SW8260C
Tetrachloroethene	ND	5.1	ug/Kg	1	05/19/21	JLI	SW8260C
Tetrahydrofuran (THF)	ND	10	ug/Kg	1	05/19/21	JLI	SW8260C
Toluene	ND	5.1	ug/Kg	1	05/19/21	JLI	SW8260C
Total Xylenes	ND	5.1	ug/Kg	1	05/19/21	JLI	SW8260C
trans-1,2-Dichloroethene	ND	5.1	ug/Kg	1	05/19/21	JLI	SW8260C
trans-1,3-Dichloropropene	ND	5.1	ug/Kg	1	05/19/21	JLI	SW8260C
trans-1,4-dichloro-2-butene	ND	10	ug/Kg	1	05/19/21	JLI	SW8260C
Trichloroethene	ND	5.1	ug/Kg	1	05/19/21	JLI	SW8260C
Trichlorofluoromethane	ND	5.1	ug/Kg	1	05/19/21	JLI	SW8260C
Trichlorotrifluoroethane	ND	10	ug/Kg	1	05/19/21	JLI	SW8260C
Vinyl chloride	ND	5.1	ug/Kg	1	05/19/21	JLI	SW8260C
QA/QC Surrogates							
% 1,2-dichlorobenzene-d4	103		%	1	05/19/21	JLI	70 - 130 %
% Bromofluorobenzene	103		%	1	05/19/21	JLI	70 - 130 %
% Dibromofluoromethane	99		%	1	05/19/21	JLI	70 - 130 %
% Toluene-d8	96		%	1	05/19/21	JLI	70 - 130 %
Polynuclear Aromatic HC							
2-Methylnaphthalene	ND	250	ug/Kg	1	05/19/21	WB	SW8270D

Ver 3

Project ID: ROCKVILLE CONDUIT PROJECT
Client ID: OSS-2 (0-2`)

Phoenix I.D.: CI33129

Parameter	Result	RL/ PQL	Units	Dilution	Date/Time	By	Reference
Acenaphthene	ND	250	ug/Kg	1	05/19/21	WB	SW8270D
Acenaphthylene	ND	250	ug/Kg	1	05/19/21	WB	SW8270D
Anthracene	ND	250	ug/Kg	1	05/19/21	WB	SW8270D
Benz(a)anthracene	ND	250	ug/Kg	1	05/19/21	WB	SW8270D
Benzo(a)pyrene	ND	250	ug/Kg	1	05/19/21	WB	SW8270D
Benzo(b)fluoranthene	ND	250	ug/Kg	1	05/19/21	WB	SW8270D
Benzo(ghi)perylene	ND	250	ug/Kg	1	05/19/21	WB	SW8270D
Benzo(k)fluoranthene	ND	250	ug/Kg	1	05/19/21	WB	SW8270D
Chrysene	ND	250	ug/Kg	1	05/19/21	WB	SW8270D
Dibenz(a,h)anthracene	ND	250	ug/Kg	1	05/19/21	WB	SW8270D
Fluoranthene	ND	250	ug/Kg	1	05/19/21	WB	SW8270D
Fluorene	ND	250	ug/Kg	1	05/19/21	WB	SW8270D
Indeno(1,2,3-cd)pyrene	ND	250	ug/Kg	1	05/19/21	WB	SW8270D
Naphthalene	ND	250	ug/Kg	1	05/19/21	WB	SW8270D
Phenanthrene	ND	250	ug/Kg	1	05/19/21	WB	SW8270D
Pyrene	ND	250	ug/Kg	1	05/19/21	WB	SW8270D
QA/QC Surrogates							
% 2-Fluorobiphenyl	80		%	1	05/19/21	WB	30 - 130 %
% Nitrobenzene-d5	74		%	1	05/19/21	WB	30 - 130 %
% Terphenyl-d14	74		%	1	05/19/21	WB	30 - 130 %

RL/PQL=Reporting/Practical Quantitation Level ND=Not Detected BRL=Below Reporting Level
QA/QC Surrogates: Surrogates are compounds (preceeded with a %) added by the lab to determine analysis efficiency. Surrogate results(%) listed in the report are not "detected" compounds.

Comments:

All soils, solids and sludges are reported on a dry weight basis unless otherwise noted in the sample comments.

If you are the client above and have any questions concerning this testing, please do not hesitate to contact Phoenix Client Services at ext.200.
The contents of this report cannot be discussed with anyone other than the client listed above without their written consent.

Phyllis Shiller, Laboratory Director
June 10, 2021
Reviewed and Released by: Greg Lawrence, Assistant Lab Director

Environmental Laboratories, Inc.
587 East Middle Turnpike, P.O.Box 370, Manchester, CT 06045
Tel. (860) 645-1102 Fax (860) 645-0823

Analysis Report

June 10, 2021

FOR: Attn: Ben Caswell
Tighe & Bond
213 Court St, Suite 1100
Middletown, CT 06457

Sample Information		Custody Information		Date	Time
Matrix:	SOIL	Collected by:		05/18/21	9:30
Location Code:	TIGHE-EVER	Received by:	SW	05/18/21	12:20
Rush Request:	72 Hour	Analyzed by:	see "By" below		
P.O.#:	10948703				

Laboratory Data

SDG ID: GCI33118
Phoenix ID: CI33130

Project ID: ROCKVILLE CONDUIT PROJECT
Client ID: OSS-3 (2-4`)

Parameter	Result	RL/ PQL	Units	Dilution	Date/Time	By	Reference
Silver	< 0.38	0.38	mg/Kg	1	05/19/21	TH	SW6010D
Arsenic	1.35	0.75	mg/Kg	1	05/19/21	TH	SW6010D
Barium	34.6	0.38	mg/Kg	1	05/19/21	TH	SW6010D
Beryllium	0.38	0.30	mg/Kg	1	05/19/21	TH	SW6010D
Cadmium	0.58	0.38	mg/Kg	1	05/19/21	TH	SW6010D
Chromium	12.0	0.38	mg/Kg	1	05/19/21	TH	SW6010D
Copper	12.8	0.8	mg/kg	1	05/19/21	TH	SW6010D
Mercury	< 0.03	0.03	mg/Kg	2	05/20/21	MGH	SW7471B
Nickel	7.55	0.38	mg/Kg	1	05/19/21	TH	SW6010D
Lead	6.32	0.38	mg/Kg	1	05/19/21	TH	SW6010D
Antimony	< 3.8	3.8	mg/Kg	1	05/19/21	TH	SW6010D
Selenium	< 1.5	1.5	mg/Kg	1	05/19/21	TH	SW6010D
Thallium	< 3.4	3.4	mg/Kg	1	05/19/21	TH	SW6010D
Vanadium	23.8	0.38	mg/Kg	1	05/19/21	TH	SW6010D
Zinc	19.8	0.8	mg/Kg	1	05/19/21	TH	SW6010D
Percent Solid	90		%		05/18/21	AR	SW846-%Solid
Total Cyanide (SW9010C Distill.)	< 0.51	0.51	mg/Kg	1	05/21/21	EG	SW9012B
Field Extraction	Completed				05/18/21		SW5035A
Mercury Digestion	Completed				05/19/21	AB/AT	SW7471B
Extraction of ETPH	Completed				05/18/21	R/M	SW3546
Soil Extraction for SVOA PAH	Completed				05/18/21	R/K	SW3546
Extraction for PCB	Completed				05/18/21	B/S/KL/AR	SW3540C
Total Metals Digest	Completed				05/18/21	J/AG	SW3050B
TPH by GC (Extractable Products)							
Ext. Petroleum H.C. (C9-C36)	ND	55	mg/Kg	1	05/19/21	JRB	CTETPH 8015D
Identification	ND		mg/Kg	1	05/19/21	JRB	CTETPH 8015D

Ver 3

Project ID: ROCKVILLE CONDUIT PROJECT
Client ID: OSS-3 (2-4`)

Phoenix I.D.: CI33130

Parameter	Result	RL/ PQL	Units	Dilution	Date/Time	By	Reference
QA/QC Surrogates							
% COD (surr)	92		%	1	05/19/21	JRB	50 - 150 %
% Terphenyl (surr)	89		%	1	05/19/21	JRB	50 - 150 %
PCB (Soxhlet SW3540C)							
PCB-1016	ND	360	ug/Kg	10	05/19/21	SC	SW8082A
PCB-1221	ND	360	ug/Kg	10	05/19/21	SC	SW8082A
PCB-1232	ND	360	ug/Kg	10	05/19/21	SC	SW8082A
PCB-1242	ND	360	ug/Kg	10	05/19/21	SC	SW8082A
PCB-1248	ND	360	ug/Kg	10	05/19/21	SC	SW8082A
PCB-1254	ND	360	ug/Kg	10	05/19/21	SC	SW8082A
PCB-1260	ND	360	ug/Kg	10	05/19/21	SC	SW8082A
PCB-1262	ND	360	ug/Kg	10	05/19/21	SC	SW8082A
PCB-1268	ND	360	ug/Kg	10	05/19/21	SC	SW8082A
QA/QC Surrogates							
% DCBP	108		%	10	05/19/21	SC	30 - 150 %
% DCBP (Confirmation)	91		%	10	05/19/21	SC	30 - 150 %
% TCMX	92		%	10	05/19/21	SC	30 - 150 %
% TCMX (Confirmation)	87		%	10	05/19/21	SC	30 - 150 %
Volatiles							
1,1,1,2-Tetrachloroethane	ND	5.4	ug/Kg	1	05/19/21	JLI	SW8260C
1,1,1-Trichloroethane	ND	5.4	ug/Kg	1	05/19/21	JLI	SW8260C
1,1,2,2-Tetrachloroethane	ND	3.3	ug/Kg	1	05/19/21	JLI	SW8260C
1,1,2-Trichloroethane	ND	5.4	ug/Kg	1	05/19/21	JLI	SW8260C
1,1-Dichloroethane	ND	5.4	ug/Kg	1	05/19/21	JLI	SW8260C
1,1-Dichloroethene	ND	5.4	ug/Kg	1	05/19/21	JLI	SW8260C
1,1-Dichloropropene	ND	5.4	ug/Kg	1	05/19/21	JLI	SW8260C
1,2,3-Trichlorobenzene	ND	5.4	ug/Kg	1	05/19/21	JLI	SW8260C
1,2,3-Trichloropropane	ND	5.4	ug/Kg	1	05/19/21	JLI	SW8260C
1,2,4-Trichlorobenzene	ND	5.4	ug/Kg	1	05/19/21	JLI	SW8260C
1,2,4-Trimethylbenzene	ND	5.4	ug/Kg	1	05/19/21	JLI	SW8260C
1,2-Dibromo-3-chloropropane	ND	5.0	ug/Kg	1	05/19/21	JLI	SW8260C
1,2-Dibromoethane	ND	0.54	ug/Kg	1	05/19/21	JLI	SW8260C
1,2-Dichlorobenzene	ND	5.4	ug/Kg	1	05/19/21	JLI	SW8260C
1,2-Dichloroethane	ND	5.4	ug/Kg	1	05/19/21	JLI	SW8260C
1,2-Dichloropropane	ND	5.4	ug/Kg	1	05/19/21	JLI	SW8260C
1,3,5-Trimethylbenzene	ND	5.4	ug/Kg	1	05/19/21	JLI	SW8260C
1,3-Dichlorobenzene	ND	5.4	ug/Kg	1	05/19/21	JLI	SW8260C
1,3-Dichloropropane	ND	5.4	ug/Kg	1	05/19/21	JLI	SW8260C
1,4-Dichlorobenzene	ND	5.4	ug/Kg	1	05/19/21	JLI	SW8260C
2,2-Dichloropropane	ND	5.4	ug/Kg	1	05/19/21	JLI	SW8260C
2-Chlorotoluene	ND	5.4	ug/Kg	1	05/19/21	JLI	SW8260C
2-Hexanone	ND	27	ug/Kg	1	05/19/21	JLI	SW8260C
2-Isopropyltoluene	ND	5.4	ug/Kg	1	05/19/21	JLI	SW8260C
4-Chlorotoluene	ND	5.4	ug/Kg	1	05/19/21	JLI	SW8260C
4-Methyl-2-pentanone	ND	27	ug/Kg	1	05/19/21	JLI	SW8260C
Acetone	ND	270	ug/Kg	1	05/19/21	JLI	SW8260C
Acrylonitrile	ND	5.4	ug/Kg	1	05/19/21	JLI	SW8260C
Benzene	ND	5.4	ug/Kg	1	05/19/21	JLI	SW8260C

Ver 3

Project ID: ROCKVILLE CONDUIT PROJECT
Client ID: OSS-3 (2-4`)

Phoenix I.D.: CI33130

Parameter	Result	RL/ PQL	Units	Dilution	Date/Time	By	Reference
Bromobenzene	ND	5.4	ug/Kg	1	05/19/21	JLI	SW8260C
Bromochloromethane	ND	5.4	ug/Kg	1	05/19/21	JLI	SW8260C
Bromodichloromethane	ND	5.4	ug/Kg	1	05/19/21	JLI	SW8260C
Bromoform	ND	5.4	ug/Kg	1	05/19/21	JLI	SW8260C
Bromomethane	ND	5.4	ug/Kg	1	05/19/21	JLI	SW8260C
Carbon Disulfide	ND	5.4	ug/Kg	1	05/19/21	JLI	SW8260C
Carbon tetrachloride	ND	5.4	ug/Kg	1	05/19/21	JLI	SW8260C
Chlorobenzene	ND	5.4	ug/Kg	1	05/19/21	JLI	SW8260C
Chloroethane	ND	5.4	ug/Kg	1	05/19/21	JLI	SW8260C
Chloroform	ND	5.4	ug/Kg	1	05/19/21	JLI	SW8260C
Chloromethane	ND	5.4	ug/Kg	1	05/19/21	JLI	SW8260C
cis-1,2-Dichloroethene	ND	5.4	ug/Kg	1	05/19/21	JLI	SW8260C
cis-1,3-Dichloropropene	ND	5.4	ug/Kg	1	05/19/21	JLI	SW8260C
Dibromochloromethane	ND	3.3	ug/Kg	1	05/19/21	JLI	SW8260C
Dibromomethane	ND	5.4	ug/Kg	1	05/19/21	JLI	SW8260C
Dichlorodifluoromethane	ND	5.4	ug/Kg	1	05/19/21	JLI	SW8260C
Ethylbenzene	ND	5.4	ug/Kg	1	05/19/21	JLI	SW8260C
Hexachlorobutadiene	ND	5.4	ug/Kg	1	05/19/21	JLI	SW8260C
Isopropylbenzene	ND	5.4	ug/Kg	1	05/19/21	JLI	SW8260C
m&p-Xylene	ND	5.4	ug/Kg	1	05/19/21	JLI	SW8260C
Methyl Ethyl Ketone	ND	33	ug/Kg	1	05/19/21	JLI	SW8260C
Methyl t-butyl ether (MTBE)	ND	11	ug/Kg	1	05/19/21	JLI	SW8260C
Methylene chloride	ND	11	ug/Kg	1	05/19/21	JLI	SW8260C
Naphthalene	ND	5.4	ug/Kg	1	05/19/21	JLI	SW8260C
n-Butylbenzene	ND	5.4	ug/Kg	1	05/19/21	JLI	SW8260C
n-Propylbenzene	ND	5.4	ug/Kg	1	05/19/21	JLI	SW8260C
o-Xylene	ND	5.4	ug/Kg	1	05/19/21	JLI	SW8260C
p-Isopropyltoluene	ND	5.4	ug/Kg	1	05/19/21	JLI	SW8260C
sec-Butylbenzene	ND	5.4	ug/Kg	1	05/19/21	JLI	SW8260C
Styrene	ND	5.4	ug/Kg	1	05/19/21	JLI	SW8260C
tert-Butylbenzene	ND	5.4	ug/Kg	1	05/19/21	JLI	SW8260C
Tetrachloroethene	ND	5.4	ug/Kg	1	05/19/21	JLI	SW8260C
Tetrahydrofuran (THF)	ND	11	ug/Kg	1	05/19/21	JLI	SW8260C
Toluene	ND	5.4	ug/Kg	1	05/19/21	JLI	SW8260C
Total Xylenes	ND	5.4	ug/Kg	1	05/19/21	JLI	SW8260C
trans-1,2-Dichloroethene	ND	5.4	ug/Kg	1	05/19/21	JLI	SW8260C
trans-1,3-Dichloropropene	ND	5.4	ug/Kg	1	05/19/21	JLI	SW8260C
trans-1,4-dichloro-2-butene	ND	11	ug/Kg	1	05/19/21	JLI	SW8260C
Trichloroethene	ND	5.4	ug/Kg	1	05/19/21	JLI	SW8260C
Trichlorofluoromethane	ND	5.4	ug/Kg	1	05/19/21	JLI	SW8260C
Trichlorotrifluoroethane	ND	11	ug/Kg	1	05/19/21	JLI	SW8260C
Vinyl chloride	ND	5.4	ug/Kg	1	05/19/21	JLI	SW8260C
QA/QC Surrogates							
% 1,2-dichlorobenzene-d4	101		%	1	05/19/21	JLI	70 - 130 %
% Bromofluorobenzene	108		%	1	05/19/21	JLI	70 - 130 %
% Dibromofluoromethane	100		%	1	05/19/21	JLI	70 - 130 %
% Toluene-d8	95		%	1	05/19/21	JLI	70 - 130 %
Polynuclear Aromatic HC							
2-Methylnaphthalene	ND	250	ug/Kg	1	05/19/21	WB	SW8270D

Ver 3

Project ID: ROCKVILLE CONDUIT PROJECT
Client ID: OSS-3 (2-4`)

Phoenix I.D.: CI33130

Parameter	Result	RL/ PQL	Units	Dilution	Date/Time	By	Reference
Acenaphthene	ND	250	ug/Kg	1	05/19/21	WB	SW8270D
Acenaphthylene	ND	250	ug/Kg	1	05/19/21	WB	SW8270D
Anthracene	ND	250	ug/Kg	1	05/19/21	WB	SW8270D
Benz(a)anthracene	ND	250	ug/Kg	1	05/19/21	WB	SW8270D
Benzo(a)pyrene	ND	250	ug/Kg	1	05/19/21	WB	SW8270D
Benzo(b)fluoranthene	ND	250	ug/Kg	1	05/19/21	WB	SW8270D
Benzo(ghi)perylene	ND	250	ug/Kg	1	05/19/21	WB	SW8270D
Benzo(k)fluoranthene	ND	250	ug/Kg	1	05/19/21	WB	SW8270D
Chrysene	ND	250	ug/Kg	1	05/19/21	WB	SW8270D
Dibenz(a,h)anthracene	ND	250	ug/Kg	1	05/19/21	WB	SW8270D
Fluoranthene	ND	250	ug/Kg	1	05/19/21	WB	SW8270D
Fluorene	ND	250	ug/Kg	1	05/19/21	WB	SW8270D
Indeno(1,2,3-cd)pyrene	ND	250	ug/Kg	1	05/19/21	WB	SW8270D
Naphthalene	ND	250	ug/Kg	1	05/19/21	WB	SW8270D
Phenanthrene	ND	250	ug/Kg	1	05/19/21	WB	SW8270D
Pyrene	ND	250	ug/Kg	1	05/19/21	WB	SW8270D
QA/QC Surrogates							
% 2-Fluorobiphenyl	80		%	1	05/19/21	WB	30 - 130 %
% Nitrobenzene-d5	77		%	1	05/19/21	WB	30 - 130 %
% Terphenyl-d14	73		%	1	05/19/21	WB	30 - 130 %

RL/PQL=Reporting/Practical Quantitation Level ND=Not Detected BRL=Below Reporting Level
QA/QC Surrogates: Surrogates are compounds (preceeded with a %) added by the lab to determine analysis efficiency. Surrogate results(%) listed in the report are not "detected" compounds.

Comments:

All soils, solids and sludges are reported on a dry weight basis unless otherwise noted in the sample comments.

If you are the client above and have any questions concerning this testing, please do not hesitate to contact Phoenix Client Services at ext.200.
The contents of this report cannot be discussed with anyone other than the client listed above without their written consent.

Phyllis Shiller, Laboratory Director
June 10, 2021
Reviewed and Released by: Greg Lawrence, Assistant Lab Director

Environmental Laboratories, Inc.
587 East Middle Turnpike, P.O.Box 370, Manchester, CT 06045
Tel. (860) 645-1102 Fax (860) 645-0823

Analysis Report

June 10, 2021

FOR: Attn: Ben Caswell
Tighe & Bond
213 Court St, Suite 1100
Middletown, CT 06457

Sample Information		Custody Information		Date	Time
Matrix:	SOIL	Collected by:		05/18/21	13:05
Location Code:	TIGHE-EVER	Received by:	SW	05/18/21	12:20
Rush Request:	72 Hour	Analyzed by:	see "By" below		
P.O.#:	10948703				

Laboratory Data

SDG ID: GCI33118
Phoenix ID: CI33131

Project ID: ROCKVILLE CONDUIT PROJECT
Client ID: OSS-4 (1-3`)

Parameter	Result	RL/ PQL	Units	Dilution	Date/Time	By	Reference
Silver	< 0.36	0.36	mg/Kg	1	05/19/21	TH	SW6010D
Arsenic	11.2	0.72	mg/Kg	1	05/19/21	TH	SW6010D
Barium	51.5	0.36	mg/Kg	1	05/19/21	TH	SW6010D
Beryllium	0.43	0.29	mg/Kg	1	05/19/21	TH	SW6010D
Cadmium	0.89	0.36	mg/Kg	1	05/19/21	TH	SW6010D
Chromium	15.7	0.36	mg/Kg	1	05/19/21	TH	SW6010D
Copper	48.5	0.7	mg/kg	1	05/19/21	TH	SW6010D
Mercury	0.10	0.03	mg/Kg	2	05/20/21	MGH	SW7471B
Nickel	10.2	0.36	mg/Kg	1	05/19/21	TH	SW6010D
Lead	38.5	0.36	mg/Kg	1	05/19/21	TH	SW6010D
Antimony	< 3.6	3.6	mg/Kg	1	05/19/21	TH	SW6010D
Selenium	< 1.4	1.4	mg/Kg	1	05/19/21	TH	SW6010D
SPLP Silver	< 0.010	0.010	mg/L	1	06/09/21	EK	SW6010D
SPLP Arsenic	0.006	0.004	mg/L	1	06/09/21	EK	SW6010D
SPLP Barium	0.026	0.010	mg/L	1	06/09/21	EK	SW6010D
SPLP Beryllium	< 0.001	0.001	mg/L	1	06/09/21	EK	SW6010D
SPLP Cadmium	< 0.005	0.005	mg/L	1	06/09/21	EK	SW6010D
SPLP Chromium	< 0.010	0.010	mg/L	1	06/09/21	EK	SW6010D
SPLP Copper	< 0.010	0.010	mg/L	1	06/09/21	EK	SW6010D
SPLP Mercury	< 0.0005	0.0005	mg/L	1	06/08/21	AT	SW7470A
SPLP Nickel	< 0.010	0.010	mg/L	1	06/09/21	EK	SW6010D
SPLP Lead	< 0.010	0.010	mg/L	1	06/09/21	EK	SW6010D
SPLP Antimony	< 0.005	0.005	mg/L	1	06/09/21	EK	SW6010D
SPLP Selenium	< 0.020	0.020	mg/L	1	06/09/21	EK	SW6010D
SPLP Thallium	< 0.005	0.005	mg/L	1	06/09/21	EK	SW6010D
SPLP Vanadium	< 0.010	0.010	mg/L	1	06/09/21	EK	SW6010D
SPLP Zinc	< 0.010	0.010	mg/L	1	06/09/21	EK	SW6010D
Thallium	< 3.2	3.2	mg/Kg	1	05/19/21	TH	SW6010D

Ver 3

Project ID: ROCKVILLE CONDUIT PROJECT
Client ID: OSS-4 (1-3`)

Phoenix I.D.: CI33131

Parameter	Result	RL/ PQL	Units	Dilution	Date/Time	By	Reference	
SPLP Metals Digestion	Completed				06/08/21	AB/AB	SW3010A	
Vanadium	29.2	0.36	mg/Kg	1	05/19/21	TH	SW6010D	
Zinc	39.4	0.7	mg/Kg	1	05/19/21	TH	SW6010D	
Percent Solid	90		%		05/18/21	AR	SW846-%Solid	
Total Cyanide (SW9010C Distill.)	< 0.56	0.56	mg/Kg	1	05/21/21	EG	SW9012B	
Field Extraction	Completed				05/18/21		SW5035A	
Mercury Digestion	Completed				05/19/21	AB/AT	SW7471B	
Extraction of ETPH	Completed				05/18/21	R/M	SW3546	
Soil Extraction for SVOA PAH	Completed				05/18/21	R/K	SW3546	
Extraction for PCB	Completed				05/18/21	B/S/KL/AR	SW3540C	
SPLP Digestion Mercury	Completed				06/08/21	AB/AB	SW1312/SW7470A	
SPLP Extraction for Metals	Completed				06/07/21	AB	SW1312	
Total Metals Digest	Completed				05/18/21	J/AG	SW3050B	
TPH by GC (Extractable Products)								
Ext. Petroleum H.C. (C9-C36)	ND	270	mg/Kg	5	05/19/21	JRB	CTETPH 8015D	
Identification	ND		mg/Kg	5	05/19/21	JRB	CTETPH 8015D	
QA/QC Surrogates								
% COD (surr)	151		%	5	05/19/21	JRB	50 - 150 %	3
% Terphenyl (surr)	102		%	5	05/19/21	JRB	50 - 150 %	
PCB (Soxhlet SW3540C)								
PCB-1016	ND	370	ug/Kg	10	05/19/21	SC	SW8082A	
PCB-1221	ND	370	ug/Kg	10	05/19/21	SC	SW8082A	
PCB-1232	ND	370	ug/Kg	10	05/19/21	SC	SW8082A	
PCB-1242	ND	370	ug/Kg	10	05/19/21	SC	SW8082A	
PCB-1248	ND	370	ug/Kg	10	05/19/21	SC	SW8082A	
PCB-1254	ND	370	ug/Kg	10	05/19/21	SC	SW8082A	
PCB-1260	ND	370	ug/Kg	10	05/19/21	SC	SW8082A	
PCB-1262	ND	370	ug/Kg	10	05/19/21	SC	SW8082A	
PCB-1268	ND	370	ug/Kg	10	05/19/21	SC	SW8082A	
QA/QC Surrogates								
% DCBP	110		%	10	05/19/21	SC	30 - 150 %	
% DCBP (Confirmation)	102		%	10	05/19/21	SC	30 - 150 %	
% TCMX	104		%	10	05/19/21	SC	30 - 150 %	
% TCMX (Confirmation)	97		%	10	05/19/21	SC	30 - 150 %	
Volatiles								
1,1,1,2-Tetrachloroethane	ND	5.7	ug/Kg	1	05/19/21	JLI	SW8260C	
1,1,1-Trichloroethane	ND	5.7	ug/Kg	1	05/19/21	JLI	SW8260C	
1,1,2,2-Tetrachloroethane	ND	3.4	ug/Kg	1	05/19/21	JLI	SW8260C	
1,1,2-Trichloroethane	ND	5.7	ug/Kg	1	05/19/21	JLI	SW8260C	
1,1-Dichloroethane	ND	5.7	ug/Kg	1	05/19/21	JLI	SW8260C	
1,1-Dichloroethene	ND	5.7	ug/Kg	1	05/19/21	JLI	SW8260C	
1,1-Dichloropropene	ND	5.7	ug/Kg	1	05/19/21	JLI	SW8260C	
1,2,3-Trichlorobenzene	ND	5.7	ug/Kg	1	05/19/21	JLI	SW8260C	
1,2,3-Trichloropropane	ND	5.7	ug/Kg	1	05/19/21	JLI	SW8260C	
1,2,4-Trichlorobenzene	ND	5.7	ug/Kg	1	05/19/21	JLI	SW8260C	
1,2,4-Trimethylbenzene	ND	5.7	ug/Kg	1	05/19/21	JLI	SW8260C	

Ver 3

Project ID: ROCKVILLE CONDUIT PROJECT
Client ID: OSS-4 (1-3`)

Phoenix I.D.: CI33131

Parameter	Result	RL/ PQL	Units	Dilution	Date/Time	By	Reference
1,2-Dibromo-3-chloropropane	ND	5.0	ug/Kg	1	05/19/21	JLI	SW8260C
1,2-Dibromoethane	ND	0.57	ug/Kg	1	05/19/21	JLI	SW8260C
1,2-Dichlorobenzene	ND	5.7	ug/Kg	1	05/19/21	JLI	SW8260C
1,2-Dichloroethane	ND	5.7	ug/Kg	1	05/19/21	JLI	SW8260C
1,2-Dichloropropane	ND	5.7	ug/Kg	1	05/19/21	JLI	SW8260C
1,3,5-Trimethylbenzene	ND	5.7	ug/Kg	1	05/19/21	JLI	SW8260C
1,3-Dichlorobenzene	ND	5.7	ug/Kg	1	05/19/21	JLI	SW8260C
1,3-Dichloropropane	ND	5.7	ug/Kg	1	05/19/21	JLI	SW8260C
1,4-Dichlorobenzene	ND	5.7	ug/Kg	1	05/19/21	JLI	SW8260C
2,2-Dichloropropane	ND	5.7	ug/Kg	1	05/19/21	JLI	SW8260C
2-Chlorotoluene	ND	5.7	ug/Kg	1	05/19/21	JLI	SW8260C
2-Hexanone	ND	29	ug/Kg	1	05/19/21	JLI	SW8260C
2-Isopropyltoluene	ND	5.7	ug/Kg	1	05/19/21	JLI	SW8260C
4-Chlorotoluene	ND	5.7	ug/Kg	1	05/19/21	JLI	SW8260C
4-Methyl-2-pentanone	ND	29	ug/Kg	1	05/19/21	JLI	SW8260C
Acetone	ND	290	ug/Kg	1	05/19/21	JLI	SW8260C
Acrylonitrile	ND	5.7	ug/Kg	1	05/19/21	JLI	SW8260C
Benzene	ND	5.7	ug/Kg	1	05/19/21	JLI	SW8260C
Bromobenzene	ND	5.7	ug/Kg	1	05/19/21	JLI	SW8260C
Bromochloromethane	ND	5.7	ug/Kg	1	05/19/21	JLI	SW8260C
Bromodichloromethane	ND	5.7	ug/Kg	1	05/19/21	JLI	SW8260C
Bromoform	ND	5.7	ug/Kg	1	05/19/21	JLI	SW8260C
Bromomethane	ND	5.7	ug/Kg	1	05/19/21	JLI	SW8260C
Carbon Disulfide	ND	5.7	ug/Kg	1	05/19/21	JLI	SW8260C
Carbon tetrachloride	ND	5.7	ug/Kg	1	05/19/21	JLI	SW8260C
Chlorobenzene	ND	5.7	ug/Kg	1	05/19/21	JLI	SW8260C
Chloroethane	ND	5.7	ug/Kg	1	05/19/21	JLI	SW8260C
Chloroform	ND	5.7	ug/Kg	1	05/19/21	JLI	SW8260C
Chloromethane	ND	5.7	ug/Kg	1	05/19/21	JLI	SW8260C
cis-1,2-Dichloroethene	ND	5.7	ug/Kg	1	05/19/21	JLI	SW8260C
cis-1,3-Dichloropropene	ND	5.7	ug/Kg	1	05/19/21	JLI	SW8260C
Dibromochloromethane	ND	3.4	ug/Kg	1	05/19/21	JLI	SW8260C
Dibromomethane	ND	5.7	ug/Kg	1	05/19/21	JLI	SW8260C
Dichlorodifluoromethane	ND	5.7	ug/Kg	1	05/19/21	JLI	SW8260C
Ethylbenzene	ND	5.7	ug/Kg	1	05/19/21	JLI	SW8260C
Hexachlorobutadiene	ND	5.7	ug/Kg	1	05/19/21	JLI	SW8260C
Isopropylbenzene	ND	5.7	ug/Kg	1	05/19/21	JLI	SW8260C
m&p-Xylene	ND	5.7	ug/Kg	1	05/19/21	JLI	SW8260C
Methyl Ethyl Ketone	ND	34	ug/Kg	1	05/19/21	JLI	SW8260C
Methyl t-butyl ether (MTBE)	ND	11	ug/Kg	1	05/19/21	JLI	SW8260C
Methylene chloride	ND	11	ug/Kg	1	05/19/21	JLI	SW8260C
Naphthalene	ND	5.7	ug/Kg	1	05/19/21	JLI	SW8260C
n-Butylbenzene	ND	5.7	ug/Kg	1	05/19/21	JLI	SW8260C
n-Propylbenzene	ND	5.7	ug/Kg	1	05/19/21	JLI	SW8260C
o-Xylene	ND	5.7	ug/Kg	1	05/19/21	JLI	SW8260C
p-Isopropyltoluene	ND	5.7	ug/Kg	1	05/19/21	JLI	SW8260C
sec-Butylbenzene	ND	5.7	ug/Kg	1	05/19/21	JLI	SW8260C
Styrene	ND	5.7	ug/Kg	1	05/19/21	JLI	SW8260C
tert-Butylbenzene	ND	5.7	ug/Kg	1	05/19/21	JLI	SW8260C

Project ID: ROCKVILLE CONDUIT PROJECT
Client ID: OSS-4 (1-3`)

Phoenix I.D.: CI33131

Parameter	Result	RL/ PQL	Units	Dilution	Date/Time	By	Reference
Tetrachloroethene	ND	5.7	ug/Kg	1	05/19/21	JLI	SW8260C
Tetrahydrofuran (THF)	ND	11	ug/Kg	1	05/19/21	JLI	SW8260C
Toluene	ND	5.7	ug/Kg	1	05/19/21	JLI	SW8260C
Total Xylenes	ND	5.7	ug/Kg	1	05/19/21	JLI	SW8260C
trans-1,2-Dichloroethene	ND	5.7	ug/Kg	1	05/19/21	JLI	SW8260C
trans-1,3-Dichloropropene	ND	5.7	ug/Kg	1	05/19/21	JLI	SW8260C
trans-1,4-dichloro-2-butene	ND	11	ug/Kg	1	05/19/21	JLI	SW8260C
Trichloroethene	ND	5.7	ug/Kg	1	05/19/21	JLI	SW8260C
Trichlorofluoromethane	ND	5.7	ug/Kg	1	05/19/21	JLI	SW8260C
Trichlorotrifluoroethane	ND	11	ug/Kg	1	05/19/21	JLI	SW8260C
Vinyl chloride	ND	5.7	ug/Kg	1	05/19/21	JLI	SW8260C
QA/QC Surrogates							
% 1,2-dichlorobenzene-d4	96		%	1	05/19/21	JLI	70 - 130 %
% Bromofluorobenzene	98		%	1	05/19/21	JLI	70 - 130 %
% Dibromofluoromethane	101		%	1	05/19/21	JLI	70 - 130 %
% Toluene-d8	93		%	1	05/19/21	JLI	70 - 130 %
Polynuclear Aromatic HC							
2-Methylnaphthalene	1100	260	ug/Kg	1	05/19/21	WB	SW8270D
Acenaphthene	510	260	ug/Kg	1	05/19/21	WB	SW8270D
Acenaphthylene	16000	2600	ug/Kg	10	05/19/21	WB	SW8270D
Anthracene	11000	2600	ug/Kg	10	05/19/21	WB	SW8270D
Benz(a)anthracene	110000	26000	ug/Kg	100	05/20/21	WB	SW8270D
Benzo(a)pyrene	40000	2600	ug/Kg	10	05/19/21	WB	SW8270D
Benzo(b)fluoranthene	62000	2600	ug/Kg	10	05/19/21	WB	SW8270D
Benzo(ghi)perylene	34000	2600	ug/Kg	10	05/19/21	WB	SW8270D
Benzo(k)fluoranthene	59000	2600	ug/Kg	10	05/19/21	WB	SW8270D
Chrysene	110000	26000	ug/Kg	100	05/20/21	WB	SW8270D
Dibenz(a,h)anthracene	5300	2600	ug/Kg	10	05/19/21	WB	SW8270D
Fluoranthene	270000	26000	ug/Kg	100	05/20/21	WB	SW8270D
Fluorene	1600	260	ug/Kg	1	05/19/21	WB	SW8270D
Indeno(1,2,3-cd)pyrene	32000	2600	ug/Kg	10	05/19/21	WB	SW8270D
Naphthalene	5000	260	ug/Kg	1	05/19/21	WB	SW8270D
Phenanthrene	19000	2600	ug/Kg	10	05/19/21	WB	SW8270D
Pyrene	390000	26000	ug/Kg	100	05/20/21	WB	SW8270D
QA/QC Surrogates							
% 2-Fluorobiphenyl	72		%	1	05/19/21	WB	30 - 130 %
% Nitrobenzene-d5	85		%	1	05/19/21	WB	30 - 130 %
% Terphenyl-d14	81		%	1	05/19/21	WB	30 - 130 %
% 2-Fluorobiphenyl (10x)	Diluted Out		%	10	05/19/21	WB	30 - 130 %
% Nitrobenzene-d5 (10x)	Diluted Out		%	10	05/19/21	WB	30 - 130 %
% Terphenyl-d14 (10x)	Diluted Out		%	10	05/19/21	WB	30 - 130 %
% 2-Fluorobiphenyl (100x)	Diluted Out		%	100	05/20/21	WB	30 - 130 %
% Nitrobenzene-d5 (100x)	Diluted Out		%	100	05/20/21	WB	30 - 130 %
% Terphenyl-d14 (100x)	Diluted Out		%	100	05/20/21	WB	30 - 130 %

Project ID: ROCKVILLE CONDUIT PROJECT
Client ID: OSS-4 (1-3`)

Phoenix I.D.: CI33131

Parameter	Result	RL/ PQL	Units	Dilution	Date/Time	By	Reference

3 = This parameter exceeds laboratory specified limits.

RL/PQL=Reporting/Practical Quantitation Level ND=Not Detected BRL=Below Reporting Level
QA/QC Surrogates: Surrogates are compounds (preceeded with a %) added by the lab to determine analysis efficiency. Surrogate results(%) listed in the report are not "detected" compounds.

Comments:

All soils, solids and sludges are reported on a dry weight basis unless otherwise noted in the sample comments.

If you are the client above and have any questions concerning this testing, please do not hesitate to contact Phoenix Client Services at ext.200.
The contents of this report cannot be discussed with anyone other than the client listed above without their written consent.

Phyllis Shiller, Laboratory Director
June 10, 2021
Reviewed and Released by: Greg Lawrence, Assistant Lab Director

Environmental Laboratories, Inc.
587 East Middle Turnpike, P.O.Box 370, Manchester, CT 06045
Tel. (860) 645-1102 Fax (860) 645-0823

Analysis Report

June 10, 2021

FOR: Attn: Ben Caswell
Tighe & Bond
213 Court St, Suite 1100
Middletown, CT 06457

Sample Information		Custody Information		Date	Time
Matrix:	SOIL	Collected by:		05/18/21	8:45
Location Code:	TIGHE-EVER	Received by:	SW	05/18/21	12:20
Rush Request:	72 Hour	Analyzed by:	see "By" below		
P.O.#:	10948703				

Laboratory Data

SDG ID: GCI33118
Phoenix ID: CI33132

Project ID: ROCKVILLE CONDUIT PROJECT
Client ID: OSS-5 (2-4`)

Parameter	Result	RL/ PQL	Units	Dilution	Date/Time	By	Reference
Silver	< 0.37	0.37	mg/Kg	1	05/19/21	TH	SW6010D
Arsenic	4.97	0.73	mg/Kg	1	05/19/21	TH	SW6010D
Barium	54.0	0.37	mg/Kg	1	05/19/21	TH	SW6010D
Beryllium	0.33	0.29	mg/Kg	1	05/19/21	TH	SW6010D
Cadmium	1.04	0.37	mg/Kg	1	05/19/21	TH	SW6010D
Chromium	23.0	0.37	mg/Kg	1	05/19/21	TH	SW6010D
Copper	32.2	0.7	mg/kg	1	05/19/21	TH	SW6010D
Mercury	0.90	0.03	mg/Kg	2	05/20/21	MGH	SW7471B
Nickel	11.6	0.37	mg/Kg	1	05/19/21	TH	SW6010D
Lead	73.5	0.37	mg/Kg	1	05/19/21	TH	SW6010D
Antimony	< 3.7	3.7	mg/Kg	1	05/19/21	TH	SW6010D
Selenium	< 1.5	1.5	mg/Kg	1	05/19/21	TH	SW6010D
Thallium	< 3.3	3.3	mg/Kg	1	05/19/21	TH	SW6010D
Vanadium	31.7	0.37	mg/Kg	1	05/19/21	TH	SW6010D
Zinc	32.3	0.7	mg/Kg	1	05/19/21	TH	SW6010D
Percent Solid	90		%		05/18/21	AR	SW846-%Solid
Total Cyanide (SW9010C Distill.)	< 0.51	0.51	mg/Kg	1	05/21/21	EG	SW9012B
Field Extraction	Completed				05/18/21		SW5035A
Mercury Digestion	Completed				05/19/21	AB/AT	SW7471B
Extraction of ETPH	Completed				05/18/21	R/M	SW3546
Soil Extraction for SVOA PAH	Completed				05/18/21	R/K	SW3546
Extraction for PCB	Completed				05/18/21	B/S/KL/AR	SW3540C
Total Metals Digest	Completed				05/18/21	J/AG	SW3050B
TPH by GC (Extractable Products)							
Ext. Petroleum H.C. (C9-C36)	770	270	mg/Kg	5	05/19/21	JRB	CTETPH 8015D
Identification	**		mg/Kg	5	05/19/21	JRB	CTETPH 8015D

Ver 3

Project ID: ROCKVILLE CONDUIT PROJECT
Client ID: OSS-5 (2-4`)

Phoenix I.D.: CI33132

Parameter	Result	RL/ PQL	Units	Dilution	Date/Time	By	Reference
QA/QC Surrogates							
% COD (surr)	124		%	5	05/19/21	JRB	50 - 150 %
% Terphenyl (surr)	113		%	5	05/19/21	JRB	50 - 150 %
PCB (Soxhlet SW3540C)							
PCB-1016	ND	360	ug/Kg	10	05/19/21	SC	SW8082A
PCB-1221	ND	360	ug/Kg	10	05/19/21	SC	SW8082A
PCB-1232	ND	360	ug/Kg	10	05/19/21	SC	SW8082A
PCB-1242	ND	360	ug/Kg	10	05/19/21	SC	SW8082A
PCB-1248	ND	360	ug/Kg	10	05/19/21	SC	SW8082A
PCB-1254	ND	360	ug/Kg	10	05/19/21	SC	SW8082A
PCB-1260	ND	360	ug/Kg	10	05/19/21	SC	SW8082A
PCB-1262	ND	360	ug/Kg	10	05/19/21	SC	SW8082A
PCB-1268	ND	360	ug/Kg	10	05/19/21	SC	SW8082A
QA/QC Surrogates							
% DCBP	79		%	10	05/19/21	SC	30 - 150 %
% DCBP (Confirmation)	69		%	10	05/19/21	SC	30 - 150 %
% TCMX	90		%	10	05/19/21	SC	30 - 150 %
% TCMX (Confirmation)	79		%	10	05/19/21	SC	30 - 150 %
Volatiles							
1,1,1,2-Tetrachloroethane	ND	4.9	ug/Kg	1	05/19/21	JLI	SW8260C
1,1,1-Trichloroethane	ND	4.9	ug/Kg	1	05/19/21	JLI	SW8260C
1,1,2,2-Tetrachloroethane	ND	3.0	ug/Kg	1	05/19/21	JLI	SW8260C
1,1,2-Trichloroethane	ND	4.9	ug/Kg	1	05/19/21	JLI	SW8260C
1,1-Dichloroethane	ND	4.9	ug/Kg	1	05/19/21	JLI	SW8260C
1,1-Dichloroethene	ND	4.9	ug/Kg	1	05/19/21	JLI	SW8260C
1,1-Dichloropropene	ND	4.9	ug/Kg	1	05/19/21	JLI	SW8260C
1,2,3-Trichlorobenzene	ND	4.9	ug/Kg	1	05/19/21	JLI	SW8260C
1,2,3-Trichloropropane	ND	4.9	ug/Kg	1	05/19/21	JLI	SW8260C
1,2,4-Trichlorobenzene	ND	4.9	ug/Kg	1	05/19/21	JLI	SW8260C
1,2,4-Trimethylbenzene	ND	4.9	ug/Kg	1	05/19/21	JLI	SW8260C
1,2-Dibromo-3-chloropropane	ND	4.9	ug/Kg	1	05/19/21	JLI	SW8260C
1,2-Dibromoethane	ND	0.49	ug/Kg	1	05/19/21	JLI	SW8260C
1,2-Dichlorobenzene	ND	4.9	ug/Kg	1	05/19/21	JLI	SW8260C
1,2-Dichloroethane	ND	4.9	ug/Kg	1	05/19/21	JLI	SW8260C
1,2-Dichloropropane	ND	4.9	ug/Kg	1	05/19/21	JLI	SW8260C
1,3,5-Trimethylbenzene	ND	4.9	ug/Kg	1	05/19/21	JLI	SW8260C
1,3-Dichlorobenzene	ND	4.9	ug/Kg	1	05/19/21	JLI	SW8260C
1,3-Dichloropropane	ND	4.9	ug/Kg	1	05/19/21	JLI	SW8260C
1,4-Dichlorobenzene	ND	4.9	ug/Kg	1	05/19/21	JLI	SW8260C
2,2-Dichloropropane	ND	4.9	ug/Kg	1	05/19/21	JLI	SW8260C
2-Chlorotoluene	ND	4.9	ug/Kg	1	05/19/21	JLI	SW8260C
2-Hexanone	ND	25	ug/Kg	1	05/19/21	JLI	SW8260C
2-Isopropyltoluene	ND	4.9	ug/Kg	1	05/19/21	JLI	SW8260C
4-Chlorotoluene	ND	4.9	ug/Kg	1	05/19/21	JLI	SW8260C
4-Methyl-2-pentanone	ND	25	ug/Kg	1	05/19/21	JLI	SW8260C
Acetone	ND	250	ug/Kg	1	05/19/21	JLI	SW8260C
Acrylonitrile	ND	4.9	ug/Kg	1	05/19/21	JLI	SW8260C
Benzene	ND	4.9	ug/Kg	1	05/19/21	JLI	SW8260C

Ver 3

Project ID: ROCKVILLE CONDUIT PROJECT
Client ID: OSS-5 (2-4`)

Phoenix I.D.: CI33132

Parameter	Result	RL/ PQL	Units	Dilution	Date/Time	By	Reference
Bromobenzene	ND	4.9	ug/Kg	1	05/19/21	JLI	SW8260C
Bromochloromethane	ND	4.9	ug/Kg	1	05/19/21	JLI	SW8260C
Bromodichloromethane	ND	4.9	ug/Kg	1	05/19/21	JLI	SW8260C
Bromoform	ND	4.9	ug/Kg	1	05/19/21	JLI	SW8260C
Bromomethane	ND	4.9	ug/Kg	1	05/19/21	JLI	SW8260C
Carbon Disulfide	ND	4.9	ug/Kg	1	05/19/21	JLI	SW8260C
Carbon tetrachloride	ND	4.9	ug/Kg	1	05/19/21	JLI	SW8260C
Chlorobenzene	ND	4.9	ug/Kg	1	05/19/21	JLI	SW8260C
Chloroethane	ND	4.9	ug/Kg	1	05/19/21	JLI	SW8260C
Chloroform	ND	4.9	ug/Kg	1	05/19/21	JLI	SW8260C
Chloromethane	ND	4.9	ug/Kg	1	05/19/21	JLI	SW8260C
cis-1,2-Dichloroethene	ND	4.9	ug/Kg	1	05/19/21	JLI	SW8260C
cis-1,3-Dichloropropene	ND	4.9	ug/Kg	1	05/19/21	JLI	SW8260C
Dibromochloromethane	ND	3.0	ug/Kg	1	05/19/21	JLI	SW8260C
Dibromomethane	ND	4.9	ug/Kg	1	05/19/21	JLI	SW8260C
Dichlorodifluoromethane	ND	4.9	ug/Kg	1	05/19/21	JLI	SW8260C
Ethylbenzene	ND	4.9	ug/Kg	1	05/19/21	JLI	SW8260C
Hexachlorobutadiene	ND	4.9	ug/Kg	1	05/19/21	JLI	SW8260C
Isopropylbenzene	ND	4.9	ug/Kg	1	05/19/21	JLI	SW8260C
m&p-Xylene	ND	4.9	ug/Kg	1	05/19/21	JLI	SW8260C
Methyl Ethyl Ketone	ND	30	ug/Kg	1	05/19/21	JLI	SW8260C
Methyl t-butyl ether (MTBE)	ND	9.9	ug/Kg	1	05/19/21	JLI	SW8260C
Methylene chloride	ND	9.9	ug/Kg	1	05/19/21	JLI	SW8260C
Naphthalene	ND	4.9	ug/Kg	1	05/19/21	JLI	SW8260C
n-Butylbenzene	ND	4.9	ug/Kg	1	05/19/21	JLI	SW8260C
n-Propylbenzene	ND	4.9	ug/Kg	1	05/19/21	JLI	SW8260C
o-Xylene	ND	4.9	ug/Kg	1	05/19/21	JLI	SW8260C
p-Isopropyltoluene	ND	4.9	ug/Kg	1	05/19/21	JLI	SW8260C
sec-Butylbenzene	ND	4.9	ug/Kg	1	05/19/21	JLI	SW8260C
Styrene	ND	4.9	ug/Kg	1	05/19/21	JLI	SW8260C
tert-Butylbenzene	ND	4.9	ug/Kg	1	05/19/21	JLI	SW8260C
Tetrachloroethene	ND	4.9	ug/Kg	1	05/19/21	JLI	SW8260C
Tetrahydrofuran (THF)	ND	9.9	ug/Kg	1	05/19/21	JLI	SW8260C
Toluene	ND	4.9	ug/Kg	1	05/19/21	JLI	SW8260C
Total Xylenes	ND	4.9	ug/Kg	1	05/19/21	JLI	SW8260C
trans-1,2-Dichloroethene	ND	4.9	ug/Kg	1	05/19/21	JLI	SW8260C
trans-1,3-Dichloropropene	ND	4.9	ug/Kg	1	05/19/21	JLI	SW8260C
trans-1,4-dichloro-2-butene	ND	9.9	ug/Kg	1	05/19/21	JLI	SW8260C
Trichloroethene	ND	4.9	ug/Kg	1	05/19/21	JLI	SW8260C
Trichlorofluoromethane	ND	4.9	ug/Kg	1	05/19/21	JLI	SW8260C
Trichlorotrifluoroethane	ND	9.9	ug/Kg	1	05/19/21	JLI	SW8260C
Vinyl chloride	ND	4.9	ug/Kg	1	05/19/21	JLI	SW8260C
QA/QC Surrogates							
% 1,2-dichlorobenzene-d4	101		%	1	05/19/21	JLI	70 - 130 %
% Bromofluorobenzene	95		%	1	05/19/21	JLI	70 - 130 %
% Dibromofluoromethane	107		%	1	05/19/21	JLI	70 - 130 %
% Toluene-d8	95		%	1	05/19/21	JLI	70 - 130 %
Polynuclear Aromatic HC							
2-Methylnaphthalene	330	250	ug/Kg	1	05/19/21	WB	SW8270D

Ver 3

Project ID: ROCKVILLE CONDUIT PROJECT
Client ID: OSS-5 (2-4`)

Phoenix I.D.: CI33132

Parameter	Result	RL/ PQL	Units	Dilution	Date/Time	By	Reference
Acenaphthene	ND	250	ug/Kg	1	05/19/21	WB	SW8270D
Acenaphthylene	1300	250	ug/Kg	1	05/19/21	WB	SW8270D
Anthracene	370	250	ug/Kg	1	05/19/21	WB	SW8270D
Benz(a)anthracene	1400	250	ug/Kg	1	05/19/21	WB	SW8270D
Benzo(a)pyrene	1200	250	ug/Kg	1	05/19/21	WB	SW8270D
Benzo(b)fluoranthene	2500	250	ug/Kg	1	05/19/21	WB	SW8270D
Benzo(ghi)perylene	1700	250	ug/Kg	1	05/19/21	WB	SW8270D
Benzo(k)fluoranthene	2200	250	ug/Kg	1	05/19/21	WB	SW8270D
Chrysene	2700	250	ug/Kg	1	05/19/21	WB	SW8270D
Dibenz(a,h)anthracene	710	250	ug/Kg	1	05/19/21	WB	SW8270D
Fluoranthene	1900	250	ug/Kg	1	05/19/21	WB	SW8270D
Fluorene	ND	250	ug/Kg	1	05/19/21	WB	SW8270D
Indeno(1,2,3-cd)pyrene	1600	250	ug/Kg	1	05/19/21	WB	SW8270D
Naphthalene	390	250	ug/Kg	1	05/19/21	WB	SW8270D
Phenanthrene	1000	250	ug/Kg	1	05/19/21	WB	SW8270D
Pyrene	2600	250	ug/Kg	1	05/19/21	WB	SW8270D
QA/QC Surrogates							
% 2-Fluorobiphenyl	65		%	1	05/19/21	WB	30 - 130 %
% Nitrobenzene-d5	73		%	1	05/19/21	WB	30 - 130 %
% Terphenyl-d14	85		%	1	05/19/21	WB	30 - 130 %

RL/PQL=Reporting/Practical Quantitation Level ND=Not Detected BRL=Below Reporting Level
QA/QC Surrogates: Surrogates are compounds (preceeded with a %) added by the lab to determine analysis efficiency. Surrogate results(%) listed in the report are not "detected" compounds.

Comments:

TPH Comment:
**Petroleum hydrocarbon chromatogram contains a multicomponent hydrocarbon distribution in the range of C9 to C36. The sample was quantitated against a C9-C36 alkane hydrocarbon standard.

All soils, solids and sludges are reported on a dry weight basis unless otherwise noted in the sample comments.

If you are the client above and have any questions concerning this testing, please do not hesitate to contact Phoenix Client Services at ext.200.
The contents of this report cannot be discussed with anyone other than the client listed above without their written consent.



Phyllis Shiller, Laboratory Director
June 10, 2021
Reviewed and Released by: Greg Lawrence, Assistant Lab Director

Environmental Laboratories, Inc.
587 East Middle Turnpike, P.O.Box 370, Manchester, CT 06045
Tel. (860) 645-1102 Fax (860) 645-0823

Analysis Report

June 10, 2021

FOR: Attn: Ben Caswell
Tighe & Bond
213 Court St, Suite 1100
Middletown, CT 06457

Sample Information		Custody Information		Date	Time
Matrix:	SOIL	Collected by:		05/17/21	11:30
Location Code:	TIGHE-EVER	Received by:	SW	05/18/21	12:20
Rush Request:	72 Hour	Analyzed by:	see "By" below		
P.O.#:	10948703				

Laboratory Data

SDG ID: GCI33118
Phoenix ID: CI33133

Project ID: ROCKVILLE CONDUIT PROJECT
Client ID: ISS-COMP

Parameter	Result	RL/ PQL	Units	Dilution	Date/Time	By	Reference
Silver	< 0.37	0.37	mg/Kg	1	05/19/21	TH	SW6010D
Arsenic	2.84	0.75	mg/Kg	1	05/19/21	TH	SW6010D
Barium	34.4	0.37	mg/Kg	1	05/19/21	TH	SW6010D
Cadmium	0.81	0.37	mg/Kg	1	05/19/21	TH	SW6010D
Chromium	14.6	0.37	mg/Kg	1	05/19/21	TH	SW6010D
Mercury	< 0.03	0.03	mg/Kg	2	05/20/21	MGH	SW7471B
Lead	19.2	0.37	mg/Kg	1	05/19/21	TH	SW6010D
Selenium	< 1.5	1.5	mg/Kg	1	05/19/21	TH	SW6010D
Percent Solid	89		%		05/18/21	AR	SW846-%Solid
Conductivity - Soil Matrix	26	5	umhos/cm	1	05/19/21	MM	SW9050A
Corrosivity	Negative		Pos/Neg	1	05/19/21	AP	SW846-Corr
Flash Point	>200	200	Degree F	1	05/19/21	ARG	SW846-Ignit
Ignitability	Passed	140	degree F	1	05/19/21	ARG	SW846-Ignit
pH at 25C - Soil	6.07	1.00	pH Units	1	05/19/21 00:32	AP	SW846 9045D
Reactivity Cyanide	< 6	6	mg/Kg	1	05/19/21	EG	SW846 7.3.3.1/90
Reactivity Sulfide	< 20	20	mg/Kg	1	05/19/21	ARG	SW846 CH7
Reactivity	Negative		Pos/Neg	1	05/19/21	ARG	SW846-React
Total Cyanide (SW9010C Distill.)	< 0.51	0.51	mg/Kg	1	05/21/21	EG	SW9012B
Soil Extraction for Pesticide	Completed				05/19/21	L/E	SW3545A
Mercury Digestion	Completed				05/19/21	AB/AT	SW7471B
Extraction of ETPH	Completed				05/18/21	R/M	SW3546
Soil Extraction for Herbicide	Completed				05/18/21	J/D	SW3550C
Soil Extraction for SVOA	Completed				05/18/21	R/M	SW3546
Paint Filter Test	Passed		PASS/FAIL		05/18/21	R	SW9095B
Extraction for PCB	Completed				05/18/21	B/S/KL/AR	SW3540C
Total Metals Digest	Completed				05/18/21	J/AG	SW3050B
Sulfur	<0.10	0.10	%		05/26/21	*	ASTMD4239

Ver 3

Project ID: ROCKVILLE CONDUIT PROJECT
Client ID: ISS-COMP
Phoenix I.D.: CI33133

Parameter	Result	RL/ PQL	Units	Dilution	Date/Time	By	Reference
Chlorinated Herbicides							
2,4,5-T	ND	140	ug/Kg	10	05/19/21	JRB	SW8151A
2,4,5-TP (Silvex)	ND	140	ug/Kg	10	05/19/21	JRB	SW8151A
2,4-D	ND	280	ug/Kg	10	05/19/21	JRB	SW8151A
2,4-DB	ND	2800	ug/Kg	10	05/19/21	JRB	SW8151A
Dalapon	ND	140	ug/Kg	10	05/19/21	JRB	SW8151A
Dicamba	ND	140	ug/Kg	10	05/19/21	JRB	SW8151A
Dichloroprop	ND	280	ug/Kg	10	05/19/21	JRB	SW8151A
Dinoseb	ND	280	ug/Kg	10	05/19/21	JRB	SW8151A
QA/QC Surrogates							
% DCAA	65		%	10	05/19/21	JRB	30 - 150 %
% DCAA (Confirmation)	47		%	10	05/19/21	JRB	30 - 150 %
PCB (Soxhlet SW3540C)							
PCB-1016	ND	370	ug/Kg	10	05/19/21	SC	SW8082A
PCB-1221	ND	370	ug/Kg	10	05/19/21	SC	SW8082A
PCB-1232	ND	370	ug/Kg	10	05/19/21	SC	SW8082A
PCB-1242	ND	370	ug/Kg	10	05/19/21	SC	SW8082A
PCB-1248	ND	370	ug/Kg	10	05/19/21	SC	SW8082A
PCB-1254	ND	370	ug/Kg	10	05/19/21	SC	SW8082A
PCB-1260	ND	370	ug/Kg	10	05/19/21	SC	SW8082A
PCB-1262	ND	370	ug/Kg	10	05/19/21	SC	SW8082A
PCB-1268	ND	370	ug/Kg	10	05/19/21	SC	SW8082A
QA/QC Surrogates							
% DCBP	116		%	10	05/19/21	SC	30 - 150 %
% DCBP (Confirmation)	98		%	10	05/19/21	SC	30 - 150 %
% TCMX	107		%	10	05/19/21	SC	30 - 150 %
% TCMX (Confirmation)	97		%	10	05/19/21	SC	30 - 150 %
Pesticides							
4,4' -DDD	ND	1.5	ug/Kg	2	05/20/21	CG	SW8081B
4,4' -DDE	ND	2.7	ug/Kg	2	05/20/21	CG	SW8081B
4,4' -DDT	ND	1.5	ug/Kg	2	05/20/21	CG	SW8081B
a-BHC	ND	1.5	ug/Kg	2	05/20/21	CG	SW8081B
Alachlor	ND	7.5	ug/Kg	2	05/20/21	CG	SW8081B
Aldrin	ND	1.5	ug/Kg	2	05/20/21	CG	SW8081B
b-BHC	ND	1.5	ug/Kg	2	05/20/21	CG	SW8081B
Chlordane	ND	37	ug/Kg	2	05/20/21	CG	SW8081B
d-BHC	ND	1.5	ug/Kg	2	05/20/21	CG	SW8081B
Dieldrin	ND	3.7	ug/Kg	2	05/20/21	CG	SW8081B
Endosulfan I	ND	7.5	ug/Kg	2	05/20/21	CG	SW8081B
Endosulfan II	ND	7.5	ug/Kg	2	05/20/21	CG	SW8081B
Endosulfan sulfate	ND	7.5	ug/Kg	2	05/20/21	CG	SW8081B
Endrin	ND	7.5	ug/Kg	2	05/20/21	CG	SW8081B
Endrin aldehyde	ND	7.5	ug/Kg	2	05/20/21	CG	SW8081B
Endrin ketone	ND	7.5	ug/Kg	2	05/20/21	CG	SW8081B
g-BHC	ND	1.5	ug/Kg	2	05/20/21	CG	SW8081B
Heptachlor	ND	7.5	ug/Kg	2	05/20/21	CG	SW8081B
Heptachlor epoxide	ND	7.5	ug/Kg	2	05/20/21	CG	SW8081B

Project ID: ROCKVILLE CONDUIT PROJECT
Client ID: ISS-COMP
Phoenix I.D.: CI33133

Parameter	Result	RL/ PQL	Units	Dilution	Date/Time	By	Reference
Methoxychlor	ND	37	ug/Kg	2	05/20/21	CG	SW8081B
Toxaphene	ND	150	ug/Kg	2	05/20/21	CG	SW8081B
QA/QC Surrogates							
% DCBP	54		%	2	05/20/21	CG	30 - 150 %
% DCBP (Confirmation)	65		%	2	05/20/21	CG	30 - 150 %
% TCMX	52		%	2	05/20/21	CG	30 - 150 %
% TCMX (Confirmation)	50		%	2	05/20/21	CG	30 - 150 %
TPH by GC (Extractable (C9-C36))							
Fuel Oil #2 / Diesel Fuel	ND	270	mg/kg	5	05/19/21	JRB	SW8015D DRO
Fuel Oil #4	ND	270	mg/kg	5	05/19/21	JRB	SW8015D DRO
Fuel Oil #6	ND	270	mg/kg	5	05/19/21	JRB	SW8015D DRO
Kerosene	ND	270	mg/kg	5	05/19/21	JRB	SW8015D DRO
Motor Oil	ND	270	mg/kg	5	05/19/21	JRB	SW8015D DRO
Other Oil	ND	270	mg/kg	5	05/19/21	JRB	SW8015D DRO
Unidentified	ND	270	mg/kg	5	05/19/21	JRB	SW8015D DRO
QA/QC Surrogates							
% COD (surr)	90		%	5	05/19/21	JRB	50 - 150 %
% Terphenyl (surr)	108		%	5	05/19/21	JRB	50 - 150 %
Volatiles (TCL)							
1,1,1-Trichloroethane	ND	5.2	ug/kg	1	05/19/21	JLI	SW8260C
1,1,2,2-Tetrachloroethane	ND	5.2	ug/kg	1	05/19/21	JLI	SW8260C
1,1,2-Trichloroethane	ND	5.2	ug/kg	1	05/19/21	JLI	SW8260C
1,1-Dichloroethane	ND	5.2	ug/kg	1	05/19/21	JLI	SW8260C
1,1-Dichloroethene	ND	5.2	ug/kg	1	05/19/21	JLI	SW8260C
1,2,3-Trichlorobenzene	ND	5.2	ug/kg	1	05/19/21	JLI	SW8260C
1,2,4-Trichlorobenzene	ND	5.2	ug/kg	1	05/19/21	JLI	SW8260C
1,2-Dibromo-3-chloropropane	ND	5.0	ug/kg	1	05/19/21	JLI	SW8260C
1,2-Dibromoethane	ND	5.2	ug/kg	1	05/19/21	JLI	SW8260C
1,2-Dichlorobenzene	ND	5.2	ug/kg	1	05/19/21	JLI	SW8260C
1,2-Dichloroethane	ND	5.2	ug/kg	1	05/19/21	JLI	SW8260C
1,2-Dichloropropane	ND	5.2	ug/kg	1	05/19/21	JLI	SW8260C
1,3-Dichlorobenzene	ND	5.2	ug/kg	1	05/19/21	JLI	SW8260C
1,4-Dichlorobenzene	ND	5.2	ug/kg	1	05/19/21	JLI	SW8260C
2-Hexanone	ND	26	ug/kg	1	05/19/21	JLI	SW8260C
4-Methyl-2-pentanone	ND	26	ug/kg	1	05/19/21	JLI	SW8260C
Acetone	ND	52	ug/kg	1	05/19/21	JLI	SW8260C
Benzene	ND	5.2	ug/kg	1	05/19/21	JLI	SW8260C
Bromochloromethane	ND	5.2	ug/kg	1	05/19/21	JLI	SW8260C
Bromodichloromethane	ND	5.2	ug/kg	1	05/19/21	JLI	SW8260C
Bromoform	ND	5.2	ug/kg	1	05/19/21	JLI	SW8260C
Bromomethane	ND	5.2	ug/kg	1	05/19/21	JLI	SW8260C
Carbon Disulfide	ND	5.2	ug/kg	1	05/19/21	JLI	SW8260C
Carbon tetrachloride	ND	5.2	ug/kg	1	05/19/21	JLI	SW8260C
Chlorobenzene	ND	5.2	ug/kg	1	05/19/21	JLI	SW8260C
Chloroethane	ND	5.2	ug/kg	1	05/19/21	JLI	SW8260C
Chloroform	ND	5.2	ug/kg	1	05/19/21	JLI	SW8260C
Chloromethane	ND	5.2	ug/kg	1	05/19/21	JLI	SW8260C
cis-1,2-Dichloroethene	ND	5.2	ug/kg	1	05/19/21	JLI	SW8260C

Project ID: ROCKVILLE CONDUIT PROJECT
Client ID: ISS-COMP

Phoenix I.D.: CI33133

Parameter	Result	RL/ PQL	Units	Dilution	Date/Time	By	Reference
cis-1,3-Dichloropropene	ND	5.2	ug/kg	1	05/19/21	JLI	SW8260C
Cyclohexane	ND	5.2	ug/kg	1	05/19/21	JLI	SW8260C
Dibromochloromethane	ND	5.2	ug/kg	1	05/19/21	JLI	SW8260C
Dichlorodifluoromethane	ND	5.2	ug/kg	1	05/19/21	JLI	SW8260C
Ethylbenzene	ND	5.2	ug/kg	1	05/19/21	JLI	SW8260C
Isopropylbenzene	ND	5.2	ug/kg	1	05/19/21	JLI	SW8260C
m&p-Xylene	ND	5.2	ug/kg	1	05/19/21	JLI	SW8260C
Methyl ethyl ketone	ND	31	ug/kg	1	05/19/21	JLI	SW8260C
Methyl t-butyl ether (MTBE)	ND	10	ug/kg	1	05/19/21	JLI	SW8260C
Methylacetate	ND	4.1	ug/kg	1	05/19/21	JLI	SW8260C
Methylcyclohexane	ND	5.2	ug/kg	1	05/19/21	JLI	SW8260C
Methylene chloride	ND	26	ug/kg	1	05/19/21	JLI	SW8260C
o-Xylene	ND	5.2	ug/kg	1	05/19/21	JLI	SW8260C
Styrene	ND	5.2	ug/kg	1	05/19/21	JLI	SW8260C
Tetrachloroethene	ND	5.2	ug/kg	1	05/19/21	JLI	SW8260C
Toluene	ND	5.2	ug/kg	1	05/19/21	JLI	SW8260C
Total Xylenes	ND	5.2	ug/kg	1	05/19/21	JLI	SW8260C
trans-1,2-Dichloroethene	ND	5.2	ug/kg	1	05/19/21	JLI	SW8260C
trans-1,3-Dichloropropene	ND	5.2	ug/kg	1	05/19/21	JLI	SW8260C
Trichloroethene	ND	5.2	ug/kg	1	05/19/21	JLI	SW8260C
Trichlorofluoromethane	ND	5.2	ug/kg	1	05/19/21	JLI	SW8260C
Trichlorotrifluoroethane	ND	5.2	ug/kg	1	05/19/21	JLI	SW8260C
Vinyl chloride	ND	5.2	ug/kg	1	05/19/21	JLI	SW8260C
QA/QC Surrogates							
% 1,2-dichlorobenzene-d4	100		%	1	05/19/21	JLI	70 - 130 %
% Bromofluorobenzene	93		%	1	05/19/21	JLI	70 - 130 %
% Dibromofluoromethane	95		%	1	05/19/21	JLI	70 - 130 %
% Toluene-d8	98		%	1	05/19/21	JLI	70 - 130 %
1,4-dioxane							
1,4-dioxane	ND	78	ug/kg	1	05/19/21	JLI	SW8260C
Semivolatiles							
1,1-Biphenyl	ND	260	ug/Kg	1	05/19/21	WB	SW8270D
1,2,4,5-Tetrachlorobenzene	ND	130	ug/Kg	1	05/19/21	WB	SW8270D
2,3,4,6-tetrachlorophenol	ND	260	ug/Kg	1	05/19/21	WB	SW8270D
2,4,5-Trichlorophenol	ND	260	ug/Kg	1	05/19/21	WB	SW8270D
2,4,6-Trichlorophenol	ND	200	ug/Kg	1	05/19/21	WB	SW8270D
2,4-Dichlorophenol	ND	260	ug/Kg	1	05/19/21	WB	SW8270D
2,4-Dimethylphenol	ND	260	ug/Kg	1	05/19/21	WB	SW8270D
2,4-Dinitrophenol	ND	300	ug/Kg	1	05/19/21	WB	SW8270D
2,4-Dinitrotoluene	ND	200	ug/Kg	1	05/19/21	WB	SW8270D
2,6-Dinitrotoluene	ND	200	ug/Kg	1	05/19/21	WB	SW8270D
2-Chloronaphthalene	ND	260	ug/Kg	1	05/19/21	WB	SW8270D
2-Chlorophenol	ND	260	ug/Kg	1	05/19/21	WB	SW8270D
2-Methylnaphthalene	ND	260	ug/Kg	1	05/19/21	WB	SW8270D
2-Methylphenol (o-cresol)	ND	260	ug/Kg	1	05/19/21	WB	SW8270D
2-Nitroaniline	ND	300	ug/Kg	1	05/19/21	WB	SW8270D
2-Nitrophenol	ND	260	ug/Kg	1	05/19/21	WB	SW8270D
3&4-Methylphenol (m&p-cresol)	ND	370	ug/Kg	1	05/19/21	WB	SW8270D

Ver 3

Project ID: ROCKVILLE CONDUIT PROJECT
Client ID: ISS-COMP

Phoenix I.D.: CI33133

Parameter	Result	RL/ PQL	Units	Dilution	Date/Time	By	Reference
3,3'-Dichlorobenzidine	ND	200	ug/Kg	1	05/19/21	WB	SW8270D
3-Nitroaniline	ND	300	ug/Kg	1	05/19/21	WB	SW8270D
4,6-Dinitro-2-methylphenol	ND	300	ug/Kg	1	05/19/21	WB	SW8270D
4-Bromophenyl phenyl ether	ND	370	ug/Kg	1	05/19/21	WB	SW8270D
4-Chloro-3-methylphenol	ND	260	ug/Kg	1	05/19/21	WB	SW8270D
4-Chloroaniline	ND	200	ug/Kg	1	05/19/21	WB	SW8270D
4-Chlorophenyl phenyl ether	ND	260	ug/Kg	1	05/19/21	WB	SW8270D
4-Nitroaniline	ND	300	ug/Kg	1	05/19/21	WB	SW8270D
4-Nitrophenol	ND	1100	ug/Kg	1	05/19/21	WB	SW8270D
Acenaphthene	ND	260	ug/Kg	1	05/19/21	WB	SW8270D
Acenaphthylene	1700	260	ug/Kg	1	05/19/21	WB	SW8270D
Acetophenone	ND	260	ug/Kg	1	05/19/21	WB	SW8270D
Anthracene	330	260	ug/Kg	1	05/19/21	WB	SW8270D
Atrazine	ND	200	ug/Kg	1	05/19/21	WB	SW8270D
Benz(a)anthracene	ND	260	ug/Kg	1	05/19/21	WB	SW8270D
Benzaldehyde	ND	260	ug/Kg	1	05/19/21	WB	SW8270D
Benzo(a)pyrene	1100	260	ug/Kg	1	05/19/21	WB	SW8270D
Benzo(b)fluoranthene	660	260	ug/Kg	1	05/19/21	WB	SW8270D
Benzo(ghi)perylene	660	260	ug/Kg	1	05/19/21	WB	SW8270D
Benzo(k)fluoranthene	600	260	ug/Kg	1	05/19/21	WB	SW8270D
Benzyl butyl phthalate	ND	260	ug/Kg	1	05/19/21	WB	SW8270D
Bis(2-chloroethoxy)methane	ND	260	ug/Kg	1	05/19/21	WB	SW8270D
Bis(2-chloroethyl)ether	ND	370	ug/Kg	1	05/19/21	WB	SW8270D
Bis(2-chloroisopropyl)ether	ND	260	ug/Kg	1	05/19/21	WB	SW8270D
Bis(2-ethylhexyl)phthalate	ND	260	ug/Kg	1	05/19/21	WB	SW8270D
Caprolactam	ND	260	ug/Kg	1	05/19/21	WB	SW8270D
Carbazole	ND	200	ug/Kg	1	05/19/21	WB	SW8270D
Chrysene	580	260	ug/Kg	1	05/19/21	WB	SW8270D
Dibenz(a,h)anthracene	180	180	ug/Kg	1	05/19/21	WB	SW8270D
Dibenzofuran	ND	200	ug/Kg	1	05/19/21	WB	SW8270D
Diethyl phthalate	ND	260	ug/Kg	1	05/19/21	WB	SW8270D
Dimethylphthalate	ND	260	ug/Kg	1	05/19/21	WB	SW8270D
Di-n-butylphthalate	ND	730	ug/Kg	1	05/19/21	WB	SW8270D
Di-n-octylphthalate	ND	260	ug/Kg	1	05/19/21	WB	SW8270D
Fluoranthene	ND	260	ug/Kg	1	05/19/21	WB	SW8270D
Fluorene	ND	260	ug/Kg	1	05/19/21	WB	SW8270D
Hexachlorobenzene	ND	260	ug/Kg	1	05/19/21	WB	SW8270D
Hexachlorobutadiene	ND	200	ug/Kg	1	05/19/21	WB	SW8270D
Hexachlorocyclopentadiene	ND	260	ug/Kg	1	05/19/21	WB	SW8270D
Hexachloroethane	ND	260	ug/Kg	1	05/19/21	WB	SW8270D
Indeno(1,2,3-cd)pyrene	690	260	ug/Kg	1	05/19/21	WB	SW8270D
Isophorone	ND	260	ug/Kg	1	05/19/21	WB	SW8270D
Naphthalene	ND	260	ug/Kg	1	05/19/21	WB	SW8270D
Nitrobenzene	ND	200	ug/Kg	1	05/19/21	WB	SW8270D
N-Nitrosodimethylamine	ND	200	ug/Kg	1	05/19/21	WB	SW8270D
N-Nitrosodi-n-propylamine	ND	180	ug/Kg	1	05/19/21	WB	SW8270D
N-Nitrosodiphenylamine	ND	200	ug/Kg	1	05/19/21	WB	SW8270D
Pentachlorophenol	ND	370	ug/Kg	1	05/19/21	WB	SW8270D
Phenanthrene	ND	260	ug/Kg	1	05/19/21	WB	SW8270D

Project ID: ROCKVILLE CONDUIT PROJECT
Client ID: ISS-COMP

Phoenix I.D.: CI33133

Parameter	Result	RL/ PQL	Units	Dilution	Date/Time	By	Reference
Phenol	ND	260	ug/Kg	1	05/19/21	WB	SW8270D
Pyrene	380	260	ug/Kg	1	05/19/21	WB	SW8270D
QA/QC Surrogates							
% 2,4,6-Tribromophenol	93		%	1	05/19/21	WB	30 - 130 %
% 2-Fluorobiphenyl	73		%	1	05/19/21	WB	30 - 130 %
% 2-Fluorophenol	55		%	1	05/19/21	WB	30 - 130 %
% Nitrobenzene-d5	73		%	1	05/19/21	WB	30 - 130 %
% Phenol-d5	64		%	1	05/19/21	WB	30 - 130 %
% Terphenyl-d14	76		%	1	05/19/21	WB	30 - 130 %
SVOA Library Search Top 15	Completed				05/19/21	MR	

RL/PQL=Reporting/Practical Quantitation Level ND=Not Detected BRL=Below Reporting Level
QA/QC Surrogates: Surrogates are compounds (preceeded with a %) added by the lab to determine analysis efficiency. Surrogate results(%) listed in the report are not "detected" compounds.

Comments:

Corrosivity is based solely on the pH analysis performed above.

Ignitability is based solely on the results of the closed cup flashpoint analysis performed above. Passed is >140 degree F.

The regulatory hold time for pH is immediately. This pH was performed in the laboratory and may be considered outside of hold-time.

The reactivity, reported above, is based only on the EPA Interim Guidance for Reactive Cyanide. This method is no longer listed in the current version of SW-846.

The reactivity, reported above, is based only on the EPA Interim Guidance for Reactive Sulfide. This method is no longer listed in the current version of SW-846.

* Sulfur analysis was subcontracted to Sterling Analytical, Inc. CT does not certify for this analysis.

All soils, solids and sludges are reported on a dry weight basis unless otherwise noted in the sample comments.

If you are the client above and have any questions concerning this testing, please do not hesitate to contact Phoenix Client Services at ext.200.
The contents of this report cannot be discussed with anyone other than the client listed above without their written consent.

Phyllis Shiller, Laboratory Director
June 10, 2021
Reviewed and Released by: Greg Lawrence, Assistant Lab Director

Environmental Laboratories, Inc.
587 East Middle Turnpike, P.O.Box 370, Manchester, CT 06045
Tel. (860) 645-1102 Fax (860) 645-0823

Analysis Report

June 10, 2021

FOR: Attn: Ben Caswell
Tighe & Bond
213 Court St, Suite 1100
Middletown, CT 06457

Sample Information		Custody Information		Date	Time
Matrix:	SOIL	Collected by:		05/17/21	10:55
Location Code:	TIGHE-EVER	Received by:	SW	05/18/21	12:20
Rush Request:	72 Hour	Analyzed by:	see "By" below		
P.O.#:	10948703				

Laboratory Data

SDG ID: GCI33118
Phoenix ID: CI33134

Project ID: ROCKVILLE CONDUIT PROJECT
Client ID: OSS-COMP

Parameter	Result	RL/ PQL	Units	Dilution	Date/Time	By	Reference
Silver	< 0.36	0.36	mg/Kg	1	05/19/21	TH	SW6010D
Arsenic	3.86	0.72	mg/Kg	1	05/19/21	TH	SW6010D
Barium	43.6	0.36	mg/Kg	1	05/19/21	TH	SW6010D
Cadmium	0.76	0.36	mg/Kg	1	05/19/21	TH	SW6010D
Chromium	15.5	0.36	mg/Kg	1	05/19/21	TH	SW6010D
Mercury	0.06	0.03	mg/Kg	2	05/20/21	MGH	SW7471B
Lead	26.1	0.36	mg/Kg	1	05/19/21	TH	SW6010D
Selenium	< 1.4	1.4	mg/Kg	1	05/19/21	TH	SW6010D
Percent Solid	92		%		05/18/21	AR	SW846-%Solid
Conductivity - Soil Matrix	27	5	umhos/cm	1	05/19/21	MM	SW9050A
Corrosivity	Negative		Pos/Neg	1	05/19/21	AP	SW846-Corr
Flash Point	>200	200	Degree F	1	05/19/21	ARG	SW846-Ignit
Ignitability	Passed	140	degree F	1	05/19/21	ARG	SW846-Ignit
pH at 25C - Soil	5.89	1.00	pH Units	1	05/19/21 00:32	AP	SW846 9045D
Reactivity Cyanide	< 5	5	mg/Kg	1	05/19/21	EG	SW846 7.3.3.1/90
Reactivity Sulfide	< 20	20	mg/Kg	1	05/19/21	ARG	SW846 CH7
Reactivity	Negative		Pos/Neg	1	05/19/21	ARG	SW846-React
Total Cyanide (SW9010C Distill.)	< 0.60	0.60	mg/Kg	1	05/21/21	EG	SW9012B
Soil Extraction for Pesticide	Completed				05/19/21	L/E	SW3545A
Mercury Digestion	Completed				05/19/21	AB/AT	SW7471B
Extraction of ETPH	Completed				05/18/21	R/M	SW3546
Soil Extraction for Herbicide	Completed				05/18/21	J/D	SW3550C
Soil Extraction for SVOA	Completed				05/18/21	R/M	SW3546
Paint Filter Test	Passed		PASS/FAIL		05/18/21	R	SW9095B
Extraction for PCB	Completed				05/18/21	B/S/KL/AR	SW3540C
Total Metals Digest	Completed				05/18/21	J/AG	SW3050B
Sulfur	<0.10	0.10	%		05/26/21	*	ASTMD4239

Ver 3

Project ID: ROCKVILLE CONDUIT PROJECT
Client ID: OSS-COMP
Phoenix I.D.: CI33134

Parameter	Result	RL/ PQL	Units	Dilution	Date/Time	By	Reference	
Chlorinated Herbicides								
2,4,5-T	ND	130	ug/Kg	10	05/19/21	JRB	SW8151A	
2,4,5-TP (Silvex)	ND	130	ug/Kg	10	05/19/21	JRB	SW8151A	
2,4-D	ND	270	ug/Kg	10	05/19/21	JRB	SW8151A	
2,4-DB	ND	2700	ug/Kg	10	05/19/21	JRB	SW8151A	
Dalapon	ND	130	ug/Kg	10	05/19/21	JRB	SW8151A	
Dicamba	ND	130	ug/Kg	10	05/19/21	JRB	SW8151A	
Dichloroprop	ND	270	ug/Kg	10	05/19/21	JRB	SW8151A	
Dinoseb	ND	270	ug/Kg	10	05/19/21	JRB	SW8151A	
QA/QC Surrogates								
% DCAA	61		%	10	05/19/21	JRB	30 - 150 %	
% DCAA (Confirmation)	28		%	10	05/19/21	JRB	30 - 150 %	3
PCB (Soxhlet SW3540C)								
PCB-1016	ND	360	ug/Kg	10	05/19/21	SC	SW8082A	
PCB-1221	ND	360	ug/Kg	10	05/19/21	SC	SW8082A	
PCB-1232	ND	360	ug/Kg	10	05/19/21	SC	SW8082A	
PCB-1242	ND	360	ug/Kg	10	05/19/21	SC	SW8082A	
PCB-1248	ND	360	ug/Kg	10	05/19/21	SC	SW8082A	
PCB-1254	ND	360	ug/Kg	10	05/19/21	SC	SW8082A	
PCB-1260	ND	360	ug/Kg	10	05/19/21	SC	SW8082A	
PCB-1262	ND	360	ug/Kg	10	05/19/21	SC	SW8082A	
PCB-1268	ND	360	ug/Kg	10	05/19/21	SC	SW8082A	
QA/QC Surrogates								
% DCBP	52		%	10	05/19/21	SC	30 - 150 %	
% DCBP (Confirmation)	105		%	10	05/19/21	SC	30 - 150 %	
% TCMX	106		%	10	05/19/21	SC	30 - 150 %	
% TCMX (Confirmation)	98		%	10	05/19/21	SC	30 - 150 %	
Pesticides								
4,4' -DDD	ND	1.4	ug/Kg	2	05/21/21	CG	SW8081B	
4,4' -DDE	ND	1.4	ug/Kg	2	05/21/21	CG	SW8081B	
4,4' -DDT	ND	1.4	ug/Kg	2	05/21/21	CG	SW8081B	
a-BHC	ND	1.4	ug/Kg	2	05/21/21	CG	SW8081B	
Alachlor	ND	7.0	ug/Kg	2	05/21/21	CG	SW8081B	
Aldrin	ND	1.4	ug/Kg	2	05/21/21	CG	SW8081B	
b-BHC	ND	1.4	ug/Kg	2	05/21/21	CG	SW8081B	
Chlordane	ND	35	ug/Kg	2	05/21/21	CG	SW8081B	
d-BHC	ND	1.4	ug/Kg	2	05/21/21	CG	SW8081B	
Dieldrin	ND	3.5	ug/Kg	2	05/21/21	CG	SW8081B	
Endosulfan I	ND	7.0	ug/Kg	2	05/21/21	CG	SW8081B	
Endosulfan II	ND	7.0	ug/Kg	2	05/21/21	CG	SW8081B	
Endosulfan sulfate	ND	7.0	ug/Kg	2	05/21/21	CG	SW8081B	
Endrin	ND	7.0	ug/Kg	2	05/21/21	CG	SW8081B	
Endrin aldehyde	ND	7.0	ug/Kg	2	05/21/21	CG	SW8081B	
Endrin ketone	ND	7.0	ug/Kg	2	05/21/21	CG	SW8081B	
g-BHC	ND	1.4	ug/Kg	2	05/21/21	CG	SW8081B	
Heptachlor	ND	7.0	ug/Kg	2	05/21/21	CG	SW8081B	
Heptachlor epoxide	ND	7.0	ug/Kg	2	05/21/21	CG	SW8081B	

Ver 3

Project ID: ROCKVILLE CONDUIT PROJECT
Client ID: OSS-COMP
Phoenix I.D.: CI33134

Parameter	Result	RL/ PQL	Units	Dilution	Date/Time	By	Reference
Methoxychlor	ND	35	ug/Kg	2	05/21/21	CG	SW8081B
Toxaphene	ND	140	ug/Kg	2	05/21/21	CG	SW8081B
QA/QC Surrogates							
% DCBP	42		%	2	05/21/21	CG	30 - 150 %
% DCBP (Confirmation)	47		%	2	05/21/21	CG	30 - 150 %
% TCMX	42		%	2	05/21/21	CG	30 - 150 %
% TCMX (Confirmation)	50		%	2	05/21/21	CG	30 - 150 %
TPH by GC (Extractable (C9-C36))							
Fuel Oil #2 / Diesel Fuel	ND	260	mg/kg	5	05/19/21	JRB	SW8015D DRO
Fuel Oil #4	ND	260	mg/kg	5	05/19/21	JRB	SW8015D DRO
Fuel Oil #6	ND	260	mg/kg	5	05/19/21	JRB	SW8015D DRO
Kerosene	ND	260	mg/kg	5	05/19/21	JRB	SW8015D DRO
Motor Oil	ND	260	mg/kg	5	05/19/21	JRB	SW8015D DRO
Other Oil	ND	260	mg/kg	5	05/19/21	JRB	SW8015D DRO
Unidentified	ND	260	mg/kg	5	05/19/21	JRB	SW8015D DRO
QA/QC Surrogates							
% COD (surr)	143		%	5	05/19/21	JRB	50 - 150 %
% Terphenyl (surr)	107		%	5	05/19/21	JRB	50 - 150 %
Volatiles (TCL)							
1,1,1-Trichloroethane	ND	4.9	ug/kg	1	05/19/21	JLI	SW8260C
1,1,2,2-Tetrachloroethane	ND	4.9	ug/kg	1	05/19/21	JLI	SW8260C
1,1,2-Trichloroethane	ND	4.9	ug/kg	1	05/19/21	JLI	SW8260C
1,1-Dichloroethane	ND	4.9	ug/kg	1	05/19/21	JLI	SW8260C
1,1-Dichloroethene	ND	4.9	ug/kg	1	05/19/21	JLI	SW8260C
1,2,3-Trichlorobenzene	ND	4.9	ug/kg	1	05/19/21	JLI	SW8260C
1,2,4-Trichlorobenzene	ND	4.9	ug/kg	1	05/19/21	JLI	SW8260C
1,2-Dibromo-3-chloropropane	ND	4.9	ug/kg	1	05/19/21	JLI	SW8260C
1,2-Dibromoethane	ND	4.9	ug/kg	1	05/19/21	JLI	SW8260C
1,2-Dichlorobenzene	ND	4.9	ug/kg	1	05/19/21	JLI	SW8260C
1,2-Dichloroethane	ND	4.9	ug/kg	1	05/19/21	JLI	SW8260C
1,2-Dichloropropane	ND	4.9	ug/kg	1	05/19/21	JLI	SW8260C
1,3-Dichlorobenzene	ND	4.9	ug/kg	1	05/19/21	JLI	SW8260C
1,4-Dichlorobenzene	ND	4.9	ug/kg	1	05/19/21	JLI	SW8260C
2-Hexanone	ND	24	ug/kg	1	05/19/21	JLI	SW8260C
4-Methyl-2-pentanone	ND	24	ug/kg	1	05/19/21	JLI	SW8260C
Acetone	ND	49	ug/kg	1	05/19/21	JLI	SW8260C
Benzene	ND	4.9	ug/kg	1	05/19/21	JLI	SW8260C
Bromochloromethane	ND	4.9	ug/kg	1	05/19/21	JLI	SW8260C
Bromodichloromethane	ND	4.9	ug/kg	1	05/19/21	JLI	SW8260C
Bromoform	ND	4.9	ug/kg	1	05/19/21	JLI	SW8260C
Bromomethane	ND	4.9	ug/kg	1	05/19/21	JLI	SW8260C
Carbon Disulfide	ND	4.9	ug/kg	1	05/19/21	JLI	SW8260C
Carbon tetrachloride	ND	4.9	ug/kg	1	05/19/21	JLI	SW8260C
Chlorobenzene	ND	4.9	ug/kg	1	05/19/21	JLI	SW8260C
Chloroethane	ND	4.9	ug/kg	1	05/19/21	JLI	SW8260C
Chloroform	ND	4.9	ug/kg	1	05/19/21	JLI	SW8260C
Chloromethane	ND	4.9	ug/kg	1	05/19/21	JLI	SW8260C
cis-1,2-Dichloroethene	ND	4.9	ug/kg	1	05/19/21	JLI	SW8260C

Project ID: ROCKVILLE CONDUIT PROJECT
Client ID: OSS-COMP
Phoenix I.D.: CI33134

Parameter	Result	RL/ PQL	Units	Dilution	Date/Time	By	Reference
cis-1,3-Dichloropropene	ND	4.9	ug/kg	1	05/19/21	JLI	SW8260C
Cyclohexane	ND	4.9	ug/kg	1	05/19/21	JLI	SW8260C
Dibromochloromethane	ND	4.9	ug/kg	1	05/19/21	JLI	SW8260C
Dichlorodifluoromethane	ND	4.9	ug/kg	1	05/19/21	JLI	SW8260C
Ethylbenzene	ND	4.9	ug/kg	1	05/19/21	JLI	SW8260C
Isopropylbenzene	ND	4.9	ug/kg	1	05/19/21	JLI	SW8260C
m&p-Xylene	ND	4.9	ug/kg	1	05/19/21	JLI	SW8260C
Methyl ethyl ketone	ND	29	ug/kg	1	05/19/21	JLI	SW8260C
Methyl t-butyl ether (MTBE)	ND	9.8	ug/kg	1	05/19/21	JLI	SW8260C
Methylacetate	ND	3.9	ug/kg	1	05/19/21	JLI	SW8260C
Methylcyclohexane	ND	4.9	ug/kg	1	05/19/21	JLI	SW8260C
Methylene chloride	ND	24	ug/kg	1	05/19/21	JLI	SW8260C
o-Xylene	ND	4.9	ug/kg	1	05/19/21	JLI	SW8260C
Styrene	ND	4.9	ug/kg	1	05/19/21	JLI	SW8260C
Tetrachloroethene	ND	4.9	ug/kg	1	05/19/21	JLI	SW8260C
Toluene	ND	4.9	ug/kg	1	05/19/21	JLI	SW8260C
Total Xylenes	ND	4.9	ug/kg	1	05/19/21	JLI	SW8260C
trans-1,2-Dichloroethene	ND	4.9	ug/kg	1	05/19/21	JLI	SW8260C
trans-1,3-Dichloropropene	ND	4.9	ug/kg	1	05/19/21	JLI	SW8260C
Trichloroethene	ND	4.9	ug/kg	1	05/19/21	JLI	SW8260C
Trichlorofluoromethane	ND	4.9	ug/kg	1	05/19/21	JLI	SW8260C
Trichlorotrifluoroethane	ND	4.9	ug/kg	1	05/19/21	JLI	SW8260C
Vinyl chloride	ND	4.9	ug/kg	1	05/19/21	JLI	SW8260C
QA/QC Surrogates							
% 1,2-dichlorobenzene-d4	103		%	1	05/19/21	JLI	70 - 130 %
% Bromofluorobenzene	85		%	1	05/19/21	JLI	70 - 130 %
% Dibromofluoromethane	96		%	1	05/19/21	JLI	70 - 130 %
% Toluene-d8	97		%	1	05/19/21	JLI	70 - 130 %
1,4-dioxane							
1,4-dioxane	ND	73	ug/kg	1	05/19/21	JLI	SW8260C
Semivolatiles							
1,1-Biphenyl	ND	250	ug/Kg	1	05/18/21	WB	SW8270D
1,2,4,5-Tetrachlorobenzene	ND	120	ug/Kg	1	05/18/21	WB	SW8270D
2,3,4,6-tetrachlorophenol	ND	250	ug/Kg	1	05/18/21	WB	SW8270D
2,4,5-Trichlorophenol	ND	250	ug/Kg	1	05/18/21	WB	SW8270D
2,4,6-Trichlorophenol	ND	200	ug/Kg	1	05/18/21	WB	SW8270D
2,4-Dichlorophenol	ND	250	ug/Kg	1	05/18/21	WB	SW8270D
2,4-Dimethylphenol	ND	250	ug/Kg	1	05/18/21	WB	SW8270D
2,4-Dinitrophenol	ND	300	ug/Kg	1	05/18/21	WB	SW8270D
2,4-Dinitrotoluene	ND	200	ug/Kg	1	05/18/21	WB	SW8270D
2,6-Dinitrotoluene	ND	200	ug/Kg	1	05/18/21	WB	SW8270D
2-Chloronaphthalene	ND	250	ug/Kg	1	05/18/21	WB	SW8270D
2-Chlorophenol	ND	250	ug/Kg	1	05/18/21	WB	SW8270D
2-Methylnaphthalene	ND	250	ug/Kg	1	05/18/21	WB	SW8270D
2-Methylphenol (o-cresol)	ND	250	ug/Kg	1	05/18/21	WB	SW8270D
2-Nitroaniline	ND	300	ug/Kg	1	05/18/21	WB	SW8270D
2-Nitrophenol	ND	250	ug/Kg	1	05/18/21	WB	SW8270D
3&4-Methylphenol (m&p-cresol)	ND	360	ug/Kg	1	05/18/21	WB	SW8270D

Ver 3

Project ID: ROCKVILLE CONDUIT PROJECT
Client ID: OSS-COMP

Phoenix I.D.: CI33134

Parameter	Result	RL/ PQL	Units	Dilution	Date/Time	By	Reference
3,3'-Dichlorobenzidine	ND	200	ug/Kg	1	05/18/21	WB	SW8270D
3-Nitroaniline	ND	300	ug/Kg	1	05/18/21	WB	SW8270D
4,6-Dinitro-2-methylphenol	ND	300	ug/Kg	1	05/18/21	WB	SW8270D
4-Bromophenyl phenyl ether	ND	360	ug/Kg	1	05/18/21	WB	SW8270D
4-Chloro-3-methylphenol	ND	250	ug/Kg	1	05/18/21	WB	SW8270D
4-Chloroaniline	ND	200	ug/Kg	1	05/18/21	WB	SW8270D
4-Chlorophenyl phenyl ether	ND	250	ug/Kg	1	05/18/21	WB	SW8270D
4-Nitroaniline	ND	300	ug/Kg	1	05/18/21	WB	SW8270D
4-Nitrophenol	ND	1000	ug/Kg	1	05/18/21	WB	SW8270D
Acenaphthene	ND	250	ug/Kg	1	05/18/21	WB	SW8270D
Acenaphthylene	530	250	ug/Kg	1	05/18/21	WB	SW8270D
Acetophenone	ND	250	ug/Kg	1	05/18/21	WB	SW8270D
Anthracene	ND	250	ug/Kg	1	05/18/21	WB	SW8270D
Atrazine	ND	200	ug/Kg	1	05/18/21	WB	SW8270D
Benz(a)anthracene	790	250	ug/Kg	1	05/18/21	WB	SW8270D
Benzaldehyde	ND	250	ug/Kg	1	05/18/21	WB	SW8270D
Benzo(a)pyrene	860	250	ug/Kg	1	05/18/21	WB	SW8270D
Benzo(b)fluoranthene	1000	250	ug/Kg	1	05/18/21	WB	SW8270D
Benzo(ghi)perylene	1100	250	ug/Kg	1	05/18/21	WB	SW8270D
Benzo(k)fluoranthene	980	250	ug/Kg	1	05/18/21	WB	SW8270D
Benzyl butyl phthalate	ND	250	ug/Kg	1	05/18/21	WB	SW8270D
Bis(2-chloroethoxy)methane	ND	250	ug/Kg	1	05/18/21	WB	SW8270D
Bis(2-chloroethyl)ether	ND	360	ug/Kg	1	05/18/21	WB	SW8270D
Bis(2-chloroisopropyl)ether	ND	250	ug/Kg	1	05/18/21	WB	SW8270D
Bis(2-ethylhexyl)phthalate	670	250	ug/Kg	1	05/18/21	WB	SW8270D
Caprolactam	ND	250	ug/Kg	1	05/18/21	WB	SW8270D
Carbazole	ND	200	ug/Kg	1	05/18/21	WB	SW8270D
Chrysene	1100	250	ug/Kg	1	05/18/21	WB	SW8270D
Dibenz(a,h)anthracene	350	180	ug/Kg	1	05/18/21	WB	SW8270D
Dibenzofuran	ND	200	ug/Kg	1	05/18/21	WB	SW8270D
Diethyl phthalate	ND	250	ug/Kg	1	05/18/21	WB	SW8270D
Dimethylphthalate	ND	250	ug/Kg	1	05/18/21	WB	SW8270D
Di-n-butylphthalate	ND	710	ug/Kg	1	05/18/21	WB	SW8270D
Di-n-octylphthalate	ND	250	ug/Kg	1	05/18/21	WB	SW8270D
Fluoranthene	900	250	ug/Kg	1	05/18/21	WB	SW8270D
Fluorene	ND	250	ug/Kg	1	05/18/21	WB	SW8270D
Hexachlorobenzene	ND	250	ug/Kg	1	05/18/21	WB	SW8270D
Hexachlorobutadiene	ND	200	ug/Kg	1	05/18/21	WB	SW8270D
Hexachlorocyclopentadiene	ND	250	ug/Kg	1	05/18/21	WB	SW8270D
Hexachloroethane	ND	250	ug/Kg	1	05/18/21	WB	SW8270D
Indeno(1,2,3-cd)pyrene	1100	250	ug/Kg	1	05/18/21	WB	SW8270D
Isophorone	ND	250	ug/Kg	1	05/18/21	WB	SW8270D
Naphthalene	ND	250	ug/Kg	1	05/18/21	WB	SW8270D
Nitrobenzene	ND	200	ug/Kg	1	05/18/21	WB	SW8270D
N-Nitrosodimethylamine	ND	200	ug/Kg	1	05/18/21	WB	SW8270D
N-Nitrosodi-n-propylamine	ND	180	ug/Kg	1	05/18/21	WB	SW8270D
N-Nitrosodiphenylamine	ND	200	ug/Kg	1	05/18/21	WB	SW8270D
Pentachlorophenol	ND	360	ug/Kg	1	05/18/21	WB	SW8270D
Phenanthrene	300	250	ug/Kg	1	05/18/21	WB	SW8270D

Project ID: ROCKVILLE CONDUIT PROJECT
Client ID: OSS-COMP

Phoenix I.D.: CI33134

Parameter	Result	RL/ PQL	Units	Dilution	Date/Time	By	Reference
Phenol	ND	250	ug/Kg	1	05/18/21	WB	SW8270D
Pyrene	1300	250	ug/Kg	1	05/18/21	WB	SW8270D
QA/QC Surrogates							
% 2,4,6-Tribromophenol	90		%	1	05/18/21	WB	30 - 130 %
% 2-Fluorobiphenyl	76		%	1	05/18/21	WB	30 - 130 %
% 2-Fluorophenol	60		%	1	05/18/21	WB	30 - 130 %
% Nitrobenzene-d5	76		%	1	05/18/21	WB	30 - 130 %
% Phenol-d5	67		%	1	05/18/21	WB	30 - 130 %
% Terphenyl-d14	73		%	1	05/18/21	WB	30 - 130 %
SVOA Library Search Top 15	Completed				05/19/21	MR	

3 = This parameter exceeds laboratory specified limits.

RL/PQL=Reporting/Practical Quantitation Level ND=Not Detected BRL=Below Reporting Level
QA/QC Surrogates: Surrogates are compounds (preceeded with a %) added by the lab to determine analysis efficiency. Surrogate results(%) listed in the report are not "detected" compounds.

Comments:

Corrosivity is based solely on the pH analysis performed above.

Ignitability is based solely on the results of the closed cup flashpoint analysis performed above. Passed is >140 degree F.

The regulatory hold time for pH is immediately. This pH was performed in the laboratory and may be considered outside of hold-time.

The reactivity, reported above, is based only on the EPA Interim Guidance for Reactive Cyanide. This method is no longer listed in the current version of SW-846.

The reactivity, reported above, is based only on the EPA Interim Guidance for Reactive Sulfide. This method is no longer listed in the current version of SW-846.

* Sulfur analysis was subcontracted to Sterling Analytical, Inc. CT does not certify for this analysis.

All soils, solids and sludges are reported on a dry weight basis unless otherwise noted in the sample comments.

If you are the client above and have any questions concerning this testing, please do not hesitate to contact Phoenix Client Services at ext.200.
The contents of this report cannot be discussed with anyone other than the client listed above without their written consent.

Phyllis Shiller, Laboratory Director
June 10, 2021
Reviewed and Released by: Greg Lawrence, Assistant Lab Director

1F

SEMIVOLATILE ORGANICS ANALYSIS DATA SHEET
TENTATIVELY IDENTIFIED COMPOUNDS

CLIENT ID: ISS-COMP

Lab Name: Phoenix Environmental Labs Client: TIGHE-EVER

Lab Code: Phoenix Case No.: SAS No.: SDG No.: GCI33118

Matrix:(soil/water) SOIL Lab Sample ID: CI33133

Sample wt/vol: 15.3 (g/mL) g Lab File ID: 0518_23.D

Level: (low/med) Low Date Received: 05/18/21

% Moisture: not dec. 11 decanted:(Y/N) NA Date Extracted: 05/19/21

GPC Cleanup (Y/N): N pH: NA Date Analyzed: 5/19/2021

Conc. Extract Volume: 1000 (uL) Dilution Factor 1

Injection Volume: 1 (uL)

Number TICs found: 15 CONCENTRATION UNITS: (ug/L or ug/KG) ug/Kg

CAS NUMBER	COMPOUND NAME	RT	EST. CONC.	Q
000141-79-7	3-Penten-2-one, 4-methyl-	2.034	540	JNA
000123-42-2	2-Pentanone, 4-hydroxy-4-methyl-	2.281	4400	JNA
000100-42-5	Styrene	2.599	740	JN
000100-80-1	Benzene, 1-ethenyl-3-methyl-	3.234	770	JN
000300-57-2	Benzene, 2-propenyl-	3.252	490	JN
000095-13-6	Indene	3.563	550	JN
000091-20-3	Naphthalene	4.234	710	JN
	unknown hydrocarbon	5.434	630	J
000827-54-3	Naphthalene, 2-ethenyl-	5.669	710	JN
023676-09-7	Benzoic acid, 4-ethoxy-, ethyl est	6.034	910	JNC
1000130-97-9	E-15-Heptadecenal	7.075	700	JN
	Pyrene, 1-methyl- Isomer	8.875	440	JN
002381-21-7	Pyrene, 1-methyl-	9.104	660	JN
002422-79-9	Benz[a]anthracene, 12-methyl-	10.727	390	JN
000192-97-2	Benzo[e]pyrene	12.804	1100	JN

FORM I SEMIVOA-TIC

A - Indicates that the tentatively identified compound is a suspected aldol condensation product.
Aldol condensation products are produced during the extraction process.
C - Indicates that the tentatively identified compound is a suspected prep artifact produced during extraction process.

1F

SEMIVOLATILE ORGANICS ANALYSIS DATA SHEET
TENTATIVELY IDENTIFIED COMPOUNDS

CLIENT ID: OSS-COMP

Lab Name: Phoenix Environmental Labs Client: TIGHE-EVER

Lab Code: Phoenix Case No.: SAS No.: SDG No.: GCI33118

Matrix:(soil/water) SOIL Lab Sample ID: CI33134

Sample wt/vol: 15.31 (g/mL) g Lab File ID: 0518_09.D

Level: (low/med) Low Date Received: 05/18/21

% Moisture: not dec. 8 decanted:(Y/N) NA Date Extracted: 05/18/21

GPC Cleanup (Y/N): N pH: NA Date Analyzed: 5/18/2021

Conc. Extract Volume: 1000 (uL) Dilution Factor 1

Injection Volume: 1 (uL)

Number TICs found: 15 CONCENTRATION UNITS: (ug/L or ug/KG) ug/Kg

CAS NUMBER	COMPOUND NAME	RT	EST. CONC.	Q
000141-79-7	3-Penten-2-one, 4-methyl-	2.040	650	JNA
000123-42-2	2-Pentanone, 4-hydroxy-4-methyl-	2.281	4700	JNA
000100-42-5	Styrene	2.599	810	JN
000100-80-1	Benzene, 1-ethenyl-3-methyl-	3.234	500	JN
1000191-13-7	Tetracyclo[3.3.1.0(2,8).0(4,6)]-no	3.252	540	JN
000095-13-6	Indene	3.563	470	JN
	unknown hydrocarbon	5.434	970	J
000827-54-3	Naphthalene, 2-ethenyl-	5.663	320	JN
000099-87-6	Benzene, 1-methyl-4-(1-methylethyl	5.875	450	JN
023676-09-7	Benzoic acid, 4-ethoxy-, ethyl est	6.028	930	JNC
000629-73-2	1-Hexadecene	7.069	810	JN
000781-43-1	9,10-Dimethylanthracene	8.181	470	JN
002381-21-7	Pyrene, 1-methyl-	8.869	390	JN
002541-69-7	Benz[a]anthracene, 7-methyl-	10.722	300	JN
000192-97-2	Benzo[e]pyrene	12.786	1100	JN

FORM I SEMIVOA-TIC

A - Indicates that the tentatively identified compound is a suspected aldol condensation product.
Aldol condensation products are produced during the extraction process.
C - Indicates that the tentatively identified compound is a suspected prep artifact produced during extraction process.

Environmental Laboratories, Inc.
587 East Middle Turnpike, P.O.Box 370, Manchester, CT 06045
Tel. (860) 645-1102 Fax (860) 645-0823

QA/QC Report

June 10, 2021

QA/QC Data

SDG I.D.: GCI33118

Parameter	Blank	Blk RL	Sample Result	Dup Result	Dup RPD	LCS %	LCSD %	LCS RPD	MS %	MSD %	MS RPD	% Rec Limits	% RPD Limits	
QA/QC Batch 575924 (mg/kg), QC Sample No: CI32854 2X (CI33118, CI33119, CI33120, CI33121, CI33122, CI33123, CI33124, CI33125, CI33126, CI33127, CI33128)														
Mercury - Soil	BRL	0.03	0.14	0.29	69.8	80.3	82.7	2.9	124			70 - 130	30	r
Comment:														
Additional Mercury criteria: LCS acceptance range for waters is 80-120% and for soils is 70-130%. MS acceptance range is 75-125%.														
QA/QC Batch 575928 (mg/L), QC Sample No: CI32883 (CI33119, CI33123, CI33124)														
Mercury - Water	BRL	0.0002	<0.0002	<0.0002	NC	92.6			87.7			80 - 120	20	
Comment:														
Additional Mercury criteria: LCS acceptance range for waters is 80-120% and for soils is 70-130%. MS acceptance range is 75-125%.														
QA/QC Batch 578417 (mg/L), QC Sample No: CI33121 (CI33121, CI33122, CI33125, CI33131)														
Mercury - Water	BRL	0.0002	<0.0002	<0.0002	NC	97.2			99.2			80 - 120	20	
Comment:														
Additional Mercury criteria: LCS acceptance range for waters is 80-120% and for soils is 70-130%. MS acceptance range is 75-125%.														
QA/QC Batch 575973 (mg/kg), QC Sample No: CI33129 2X (CI33129, CI33130, CI33131, CI33132, CI33133, CI33134)														
Mercury - Soil	BRL	0.03	<0.03	<0.03	NC	92.4	91.9	0.5	93.3	93.2	0.1	70 - 130	30	
Comment:														
Additional Mercury criteria: LCS acceptance range for waters is 80-120% and for soils is 70-130%. MS acceptance range is 75-125%.														
QA/QC Batch 575833 (mg/kg), QC Sample No: CI33118 (CI33118, CI33119, CI33120, CI33121, CI33122, CI33123, CI33124, CI33125, CI33126, CI33127, CI33128, CI33129, CI33130, CI33131, CI33132, CI33133, CI33134)														
ICP Metals - Soil														
Antimony	BRL	3.3	<4.1	<3.6	NC	97.8	91.3	6.9	86.0			75 - 125	35	
Arsenic	BRL	0.67	2.42	2.20	NC	108	99.5	8.2	91.5			75 - 125	35	
Barium	BRL	0.33	50.1	54.2	7.90	109	103	5.7	104			75 - 125	35	
Beryllium	BRL	0.27	0.41	0.44	NC	101	88.9	12.7	87.9			75 - 125	35	
Cadmium	BRL	0.33	0.92	0.83	NC	111	96.3	14.2	96.1			75 - 125	35	
Chromium	BRL	0.33	14.7	15.2	3.30	111	99.7	10.7	95.7			75 - 125	35	
Copper	BRL	0.67	14.8	10.3	35.9	105	95.0	10.0	90.1			75 - 125	35	r
Lead	BRL	0.33	12.6	10.7	16.3	111	104	6.5	98.8			75 - 125	35	
Nickel	BRL	0.33	8.94	8.38	6.50	113	102	10.2	94.4			75 - 125	35	
Selenium	BRL	1.3	<1.6	<1.5	NC	99.7	91.3	8.8	86.0			75 - 125	35	
Silver	BRL	0.33	<0.41	<0.36	NC	101	92.3	9.0	89.5			75 - 125	35	
Thallium	BRL	3.0	<3.7	<3.3	NC	106	96.6	9.3	89.1			75 - 125	35	
Vanadium	BRL	0.33	32.8	26.4	21.6	119	106	11.6	97.0			75 - 125	35	
Zinc	BRL	0.67	36.7	34.4	6.50	104	96.3	7.7	90.6			75 - 125	35	
Comment:														
Additional Criteria: LCS acceptance range is 80-120% MS acceptance range 75-125%.														
QA/QC Batch 578415 (mg/L), QC Sample No: CI33121 (CI33121, CI33122, CI33125, CI33131)														
ICP Metals - SPLP Extraction														
Antimony	BRL	0.005	0.005	0.006	NC	105	104	1.0	104			80 - 120	20	
Arsenic	BRL	0.004	<0.004	<0.004	NC	102	102	0.0	103			80 - 120	20	
Barium	BRL	0.010	0.021	0.021	NC	100	100	0.0	101			80 - 120	20	

QA/QC Data

SDG I.D.: GCI33118

Parameter	Blank	Blk RL	Sample Result	Dup Result	Dup RPD	LCS %	LCSD %	LCS RPD	MS %	MSD %	MS RPD	% Rec Limits	% RPD Limits
Beryllium	BRL	0.001	<0.001	<0.001	NC	102	102	0.0	102			80 - 120	20
Cadmium	BRL	0.005	<0.005	<0.005	NC	101	101	0.0	102			80 - 120	20
Chromium	BRL	0.010	<0.010	<0.010	NC	102	101	1.0	103			80 - 120	20
Copper	BRL	0.010	<0.010	<0.010	NC	101	99.7	1.3	101			80 - 120	20
Lead	BRL	0.010	0.010	0.010	NC	101	101	0.0	101			80 - 120	20
Nickel	BRL	0.010	<0.010	<0.010	NC	99.8	99.7	0.1	99.6			80 - 120	20
Selenium	BRL	0.020	<0.020	<0.020	NC	103	102	1.0	104			80 - 120	20
Silver	BRL	0.010	<0.010	<0.010	NC	99.1	99.2	0.1	98.6			80 - 120	20
Thallium	BRL	0.005	<0.005	<0.005	NC	102	101	1.0	102			80 - 120	20
Vanadium	BRL	0.010	<0.010	<0.010	NC	101	99.9	1.1	100			80 - 120	20
Zinc	BRL	0.010	0.040	0.025	NC	101	101	0.0	97.7			80 - 120	20
Comment:													
Additional Criteria: LCS acceptance range is 80-120% MS acceptance range 75-125%.													
QA/QC Batch 578031 (mg/L), QC Sample No: CI33121 (CI33121)													
ICP Metals - TCLP Extraction													
Lead	BRL	0.010	0.540	0.533	1.30	87.1	89.6	2.8	86.4			80 - 120	20
Comment:													
Additional Criteria: LCS acceptance range is 80-120% MS acceptance range 75-125%.													

r = This parameter is outside laboratory RPD specified recovery limits.

Environmental Laboratories, Inc.
587 East Middle Turnpike, P.O.Box 370, Manchester, CT 06045
Tel. (860) 645-1102 Fax (860) 645-0823

QA/QC Report

June 10, 2021

QA/QC Data

SDG I.D.: GCI33118

Parameter	Blank	Blk RL	Sample Result	Dup Result	Dup RPD	LCS %	LCSD %	LCS RPD	MS %	MSD %	MS RPD	% Rec Limits	% RPD Limits
QA/QC Batch 575865 (mg/Kg), QC Sample No: CI32516 45.5X (CI33125, CI33126, CI33127, CI33128, CI33129)													
Total Cyanide (SW9010C Distill.)	BRL	0.45	<0.54	<0.54	NC	95.9			110			80 - 120	30
Comment:													
Additional: LCS acceptance range is 80-120% for soils MS acceptance range 75-125% for soils													
QA/QC Batch 575919 (mg/Kg), QC Sample No: CI32854 5X (CI33133, CI33134)													
Reactivity Cyanide	BRL	5	<5	<5.1	NC	97.5						85 - 115	30
Reactivity Sulfide	BRL	20	<20	<20	NC	93.5						80 - 120	30
QA/QC Batch 576206 (mg/Kg), QC Sample No: CI33130 45.5X (CI33130, CI33131, CI33132, CI33133, CI33134)													
Total Cyanide (SW9010C Distill.)	BRL	0.45	<0.51	<0.56	NC	110			105			80 - 120	30
Comment:													
Additional: LCS acceptance range is 80-120% for soils MS acceptance range 75-125% for soils													
QA/QC Batch 575905 (PH), QC Sample No: CI31527 (CI33133, CI33134)													
pH at 25C - Soil			7.65	7.67	0.30	100						85 - 115	20
QA/QC Batch 575966 (umhos/cm), QC Sample No: CI32854 (CI33133, CI33134)													
Conductivity - Soil Matrix	BRL	5	275	276	0.40	98.0						75 - 125	30
Comment:													
Additional criteria matrix spike acceptance range is 75-125%.													
QA/QC Batch 576022 (Degree F), QC Sample No: CI33462 (CI33133, CI33134)													
Flash Point			>200	>200	NC	101						75 - 125	30
Comment:													
Additional criteria matrix spike acceptance range is 75-125%.													

Environmental Laboratories, Inc.
587 East Middle Turnpike, P.O.Box 370, Manchester, CT 06045
Tel. (860) 645-1102 Fax (860) 645-0823

QA/QC Report

June 10, 2021

QA/QC Data

SDG I.D.: GCI33118

Parameter	Blank	Blk RL	LCS %	LCSD %	LCS RPD	MS %	MSD %	MS RPD	% Rec Limits	% RPD Limits
QA/QC Batch 575822 (mg/Kg), QC Sample No: CI32919 (CI33118, CI33119, CI33120, CI33121, CI33122)										
TPH by GC (Extractable Products) - Soil										
Ext. Petroleum H.C. (C9-C36)	ND	50	116	109	6.2	121	119	1.7	60 - 120	30
% COD (surr)	92	%	126	100	23.0	104	94	10.1	50 - 150	30
% Terphenyl (surr)	81	%	95	85	11.1	80	76	5.1	50 - 150	30
Comment:										
Additional surrogate criteria: LCS acceptance range is 60-120% MS acceptance range 50-150%. The ETPH/DRO LCS has been normalized based on the alkane calibration.										
QA/QC Batch 575852 (mg/Kg), QC Sample No: CI33126 (CI33123, CI33124, CI33125, CI33126, CI33127, CI33128, CI33129, CI33130, CI33131, CI33132, CI33133, CI33134)										
TPH by GC (Extractable Products) - Soil										
Ext. Petroleum H.C. (C9-C36)	ND	50	101	95	6.1	105	81	25.8	60 - 120	30
% COD (surr)	83	%	115	95	19.0	104	102	1.9	50 - 150	30
% Terphenyl (surr)	81	%	94	88	6.6	94	84	11.2	50 - 150	30
Comment:										
Additional surrogate criteria: LCS acceptance range is 60-120% MS acceptance range 50-150%. The ETPH/DRO LCS has been normalized based on the alkane calibration.										
QA/QC Batch 575820 (ug/Kg), QC Sample No: CI32854 10X (CI33118, CI33120, CI33121, CI33122, CI33133, CI33134)										
Chlorinated Herbicides - Soil										
2,4,5-T	ND	130	42	43	2.4	71	68	4.3	40 - 140	30
2,4,5-TP (Silvex)	ND	130	45	48	6.5	76	65	15.6	40 - 140	30
2,4-D	ND	250	44	48	8.7	76	64	17.1	40 - 140	30
2,4-DB	ND	2500	31	33	6.3	81	83	2.4	40 - 140	30
Dalapon	ND	130	67	69	2.9	65	58	11.4	40 - 140	30
Dicamba	ND	130	84	92	9.1	95	86	9.9	40 - 140	30
Dichloroprop	ND	130	54	57	5.4	120	92	26.4	40 - 140	30
Dinoseb	ND	130	79	81	2.5	86	95	9.9	40 - 140	30
% DCAA (Surrogate Rec)	46	%	40	43	7.2	66	58	12.9	30 - 150	30
% DCAA (Surrogate Rec) (Confirm	45	%	37	39	5.3	57	45	23.5	30 - 150	30
Comment:										
Additional criteria: LCS acceptance range is 40-140% MS acceptance range 30-150%.										
QA/QC Batch 575836 (ug/Kg), QC Sample No: CI31702 10X (CI33118, CI33121, CI33122, CI33126, CI33127, CI33128, CI33129, CI33130, CI33131, CI33132, CI33133, CI33134)										
Polychlorinated Biphenyls - Soil										
PCB-1016	ND	170	96	103	7.0	96	80	18.2	40 - 140	30
PCB-1221	ND	170							40 - 140	30
PCB-1232	ND	170							40 - 140	30
PCB-1242	ND	170							40 - 140	30
PCB-1248	ND	170							40 - 140	30
PCB-1254	ND	170							40 - 140	30
PCB-1260	ND	170	122	111	9.4	102	84	19.4	40 - 140	30
PCB-1262	ND	170							40 - 140	30

QA/QC Data

SDG I.D.: GCI33118

Parameter	Blank	Blk RL	LCS %	LCSD %	LCS RPD	MS %	MSD %	MS RPD	% Rec Limits	% RPD Limits	
PCB-1268	ND	170							40 - 140	30	
% DCBP (Surrogate Rec)	109	%	127	113	11.7	115	95	19.0	30 - 150	30	
% DCBP (Surrogate Rec) (Confirm	102	%	119	132	10.4	96	78	20.7	30 - 150	30	
% TCMX (Surrogate Rec)	104	%	102	110	7.5	97	79	20.5	30 - 150	30	
% TCMX (Surrogate Rec) (Confirm	107	%	107	110	2.8	94	75	22.5	30 - 150	30	
QA/QC Batch 576176 (ug/Kg), QC Sample No: CI33125 10X (CI33120, CI33125)											
Polychlorinated Biphenyls - Soil											
PCB-1016	ND	170	90	111	20.9	86	84	2.4	40 - 140	30	
PCB-1221	ND	170							40 - 140	30	
PCB-1232	ND	170							40 - 140	30	
PCB-1242	ND	170							40 - 140	30	
PCB-1248	ND	170							40 - 140	30	
PCB-1254	ND	170							40 - 140	30	
PCB-1260	ND	170	110	111	0.9	82	78	5.0	40 - 140	30	
PCB-1262	ND	170							40 - 140	30	
PCB-1268	ND	170							40 - 140	30	
% DCBP (Surrogate Rec)	113	%	106	110	3.7	91	83	9.2	30 - 150	30	
% DCBP (Surrogate Rec) (Confirm	95	%	94	98	4.2	77	66	15.4	30 - 150	30	
% TCMX (Surrogate Rec)	103	%	60	104	53.7	78	75	3.9	30 - 150	30	r
% TCMX (Surrogate Rec) (Confirm	99	%	60	106	55.4	86	73	16.4	30 - 150	30	r
QA/QC Batch 576005 (ug/Kg), QC Sample No: CI34731 2X (CI33118, CI33120, CI33121, CI33122, CI33133, CI33134)											
Pesticides - Soil											
4,4' -DDD	ND	1.7	71	77	8.1	96	73	27.2	40 - 140	30	
4,4' -DDE	ND	1.7	66	75	12.8	89	72	21.1	40 - 140	30	
4,4' -DDT	ND	1.7	68	73	7.1	87	61	35.1	40 - 140	30	r
a-BHC	ND	1.0	78	69	12.2	62	61	1.6	40 - 140	30	
Alachlor	ND	3.3	NA	NA	NC	NA	NA	NC	40 - 140	30	
Aldrin	ND	1.0	77	71	8.1	98	92	6.3	40 - 140	30	
b-BHC	ND	1.0	70	73	4.2	65	67	3.0	40 - 140	30	
Chlordane	ND	33	71	72	1.4	84	99	16.4	40 - 140	30	
d-BHC	ND	3.3	62	68	9.2	56	55	1.8	40 - 140	30	
Dieldrin	ND	1.0	69	72	4.3	74	121	48.2	40 - 140	30	r
Endosulfan I	ND	3.3	75	72	4.1	67	91	30.4	40 - 140	30	
Endosulfan II	ND	3.3	67	73	8.6	87	66	27.5	40 - 140	30	
Endosulfan sulfate	ND	3.3	69	74	7.0	70	60	15.4	40 - 140	30	
Endrin	ND	3.3	68	75	9.8	104	75	32.4	40 - 140	30	r
Endrin aldehyde	ND	3.3	61	65	6.3	57	50	13.1	40 - 140	30	
Endrin ketone	ND	3.3	68	74	8.5	80	83	3.7	40 - 140	30	
g-BHC	ND	1.0	71	67	5.8	78	98	22.7	40 - 140	30	
Heptachlor	ND	3.3	74	68	8.5	110	112	1.8	40 - 140	30	
Heptachlor epoxide	ND	3.3	71	71	0.0	73	62	16.3	40 - 140	30	
Methoxychlor	ND	3.3	69	77	11.0	88	105	17.6	40 - 140	30	
Toxaphene	ND	130	NA	NA	NC	NA	NA	NC	40 - 140	30	
% DCBP	75	%	74	75	1.3	88	90	2.2	30 - 150	30	
% DCBP (Confirmation)	88	%	88	83	5.8	76	100	27.3	30 - 150	30	
% TCMX	76	%	81	67	18.9	59	62	5.0	30 - 150	30	
% TCMX (Confirmation)	78	%	84	68	21.1	71	97	31.0	30 - 150	30	r
QA/QC Batch 575842 (ug/kg), QC Sample No: CI33132 (CI33132)											
Polynuclear Aromatic HC - Soil											
2-Methylnaphthalene	ND	230	78			69	81	16.0	40 - 140	30	
Acenaphthene	ND	230	80			65	79	19.4	30 - 130	30	

QA/QC Data

SDG I.D.: GCI33118

Parameter	Blank	Blk RL	LCS %	LCSD %	LCS RPD	MS %	MSD %	MS RPD	% Rec Limits	% RPD Limits	
Acenaphthylene	ND	230	71			61	66	7.9	40 - 140	30	
Anthracene	ND	230	79			83	76	8.8	40 - 140	30	
Benz(a)anthracene	ND	230	86			122	76	46.5	40 - 140	30	r
Benzo(a)pyrene	ND	230	89			125	81	42.7	40 - 140	30	r
Benzo(b)fluoranthene	ND	230	85			NC	NC	NC	40 - 140	30	
Benzo(ghi)perylene	ND	230	86			52	53	1.9	40 - 140	30	
Benzo(k)fluoranthene	ND	230	78			NC	NC	NC	40 - 140	30	
Chrysene	ND	230	83			NC	NC	NC	40 - 140	30	
Dibenz(a,h)anthracene	ND	230	86			51	63	21.1	40 - 140	30	
Fluoranthene	ND	230	82			NC	NC	NC	40 - 140	30	
Fluorene	ND	230	86			84	85	1.2	40 - 140	30	
Indeno(1,2,3-cd)pyrene	ND	230	90			58	61	5.0	40 - 140	30	
Naphthalene	ND	230	74			69	73	5.6	40 - 140	30	
Phenanthrene	ND	230	77			195	82	81.6	40 - 140	30	m,r
Pyrene	ND	230	83			NC	NC	NC	30 - 130	30	
% 2-Fluorobiphenyl	78	%	76			58	71	20.2	30 - 130	30	
% Nitrobenzene-d5	76	%	76			66	80	19.2	30 - 130	30	
% Terphenyl-d14	88	%	88			72	88	20.0	30 - 130	30	

Comment:

This batch consists of a Blank, LCS, MS and MSD. The LCSD was reported as the LCS.

Additional 8270 criteria: 20% of compounds can be outside of acceptance criteria as long as recovery is at least 10%. (Acid surrogates acceptance range for aqueous samples: 15-110%, for soils 30-130%)

QA/QC Batch 575819 (ug/kg), QC Sample No: CI33134 (CI33133, CI33134)

Semivolatiles - Soil

1,1-Biphenyl	ND	230	76	77	1.3	71	70	1.4	40 - 140	30	
1,2,4,5-Tetrachlorobenzene	ND	230	71	73	2.8	69	66	4.4	40 - 140	30	
2,3,4,6-tetrachlorophenol	ND	230	88	88	0.0	84	83	1.2	30 - 130	30	
2,4,5-Trichlorophenol	ND	230	86	87	1.2	81	81	0.0	40 - 140	30	
2,4,6-Trichlorophenol	ND	130	89	90	1.1	83	82	1.2	30 - 130	30	
2,4-Dichlorophenol	ND	130	80	81	1.2	76	73	4.0	30 - 130	30	
2,4-Dimethylphenol	ND	230	78	77	1.3	75	72	4.1	30 - 130	30	
2,4-Dinitrophenol	ND	230	81	84	3.6	79	79	0.0	30 - 130	30	
2,4-Dinitrotoluene	ND	130	89	92	3.3	84	84	0.0	30 - 130	30	
2,6-Dinitrotoluene	ND	130	93	97	4.2	89	89	0.0	40 - 140	30	
2-Chloronaphthalene	ND	230	76	78	2.6	73	72	1.4	40 - 140	30	
2-Chlorophenol	ND	230	71	73	2.8	69	67	2.9	30 - 130	30	
2-Methylnaphthalene	ND	230	69	70	1.4	70	66	5.9	40 - 140	30	
2-Methylphenol (o-cresol)	ND	230	73	77	5.3	71	70	1.4	40 - 140	30	
2-Nitroaniline	ND	330	126	131	3.9	91	101	10.4	40 - 140	30	
2-Nitrophenol	ND	230	77	78	1.3	75	71	5.5	40 - 140	30	
3&4-Methylphenol (m&p-cresol)	ND	230	76	78	2.6	73	72	1.4	30 - 130	30	
3,3'-Dichlorobenzidine	ND	130	108	113	4.5	<10	13	NC	40 - 140	30	m
3-Nitroaniline	ND	330	85	88	3.5	53	58	9.0	40 - 140	30	
4,6-Dinitro-2-methylphenol	ND	230	80	82	2.5	73	74	1.4	30 - 130	30	
4-Bromophenyl phenyl ether	ND	230	84	88	4.7	77	74	4.0	40 - 140	30	
4-Chloro-3-methylphenol	ND	230	80	81	1.2	76	74	2.7	30 - 130	30	
4-Chloroaniline	ND	230	66	71	7.3	37	41	10.3	40 - 140	30	m
4-Chlorophenyl phenyl ether	ND	230	83	85	2.4	76	76	0.0	40 - 140	30	
4-Nitroaniline	ND	230	84	86	2.4	81	80	1.2	40 - 140	30	
4-Nitrophenol	ND	230	95	97	2.1	94	93	1.1	30 - 130	30	
Acenaphthene	ND	230	77	79	2.6	74	73	1.4	30 - 130	30	
Acenaphthylene	ND	130	78	80	2.5	74	72	2.7	40 - 140	30	

QA/QC Data

SDG I.D.: GCI33118

Parameter	Blank	Blk RL	LCS %	LCSD %	LCS RPD	MS %	MSD %	MS RPD	% Rec Limits	% RPD Limits
Acetophenone	ND	230	64	68	6.1	66	65	1.5	40 - 140	30
Anthracene	ND	230	79	82	3.7	74	71	4.1	40 - 140	30
Atrazine	ND	130	77	80	3.8	41	46	11.5	40 - 140	30
Benz(a)anthracene	ND	230	85	88	3.5	82	81	1.2	40 - 140	30
Benzaldehyde	ND	230	46	50	8.3	109	104	4.7	40 - 140	30
Benzo(a)pyrene	ND	130	83	88	5.8	80	80	0.0	40 - 140	30
Benzo(b)fluoranthene	ND	160	83	88	5.8	95	89	6.5	40 - 140	30
Benzo(ghi)perylene	ND	230	86	91	5.6	58	64	9.8	40 - 140	30
Benzo(k)fluoranthene	ND	230	77	80	3.8	75	78	3.9	40 - 140	30
Benzyl butyl phthalate	ND	230	84	87	3.5	83	80	3.7	40 - 140	30
Bis(2-chloroethoxy)methane	ND	230	64	66	3.1	62	60	3.3	40 - 140	30
Bis(2-chloroethyl)ether	ND	130	54	56	3.6	54	53	1.9	40 - 140	30
Bis(2-chloroisopropyl)ether	ND	230	50	53	5.8	49	49	0.0	40 - 140	30
Bis(2-ethylhexyl)phthalate	ND	230	82	85	3.6	78	75	3.9	40 - 140	30
Caprolactam	ND	230	75	76	1.3	70	68	2.9	40 - 140	30
Carbazole	ND	230	81	82	1.2	73	74	1.4	40 - 140	30
Chrysene	ND	230	80	83	3.7	83	80	3.7	40 - 140	30
Dibenz(a,h)anthracene	ND	130	87	93	6.7	67	69	2.9	40 - 140	30
Dibenzofuran	ND	230	77	78	1.3	72	72	0.0	40 - 140	30
Diethyl phthalate	ND	230	83	84	1.2	76	76	0.0	40 - 140	30
Dimethylphthalate	ND	230	82	83	1.2	76	76	0.0	40 - 140	30
Di-n-butylphthalate	ND	670	87	90	3.4	80	79	1.3	40 - 140	30
Di-n-octylphthalate	ND	230	88	91	3.4	82	81	1.2	40 - 140	30
Fluoranthene	ND	230	81	84	3.6	79	75	5.2	40 - 140	30
Fluorene	ND	230	83	85	2.4	79	80	1.3	40 - 140	30
Hexachlorobenzene	ND	130	84	87	3.5	80	78	2.5	40 - 140	30
Hexachlorobutadiene	ND	230	72	74	2.7	70	68	2.9	40 - 140	30
Hexachlorocyclopentadiene	ND	230	62	67	7.8	49	47	4.2	40 - 140	30
Hexachloroethane	ND	130	61	65	6.3	65	63	3.1	40 - 140	30
Indeno(1,2,3-cd)pyrene	ND	230	85	89	4.6	57	62	8.4	40 - 140	30
Isophorone	ND	130	62	64	3.2	61	60	1.7	40 - 140	30
Naphthalene	ND	230	65	67	3.0	65	61	6.3	40 - 140	30
Nitrobenzene	ND	130	68	73	7.1	70	67	4.4	40 - 140	30
N-Nitrosodimethylamine	ND	230	42	44	4.7	41	40	2.5	40 - 140	30
N-Nitrosodi-n-propylamine	ND	130	68	72	5.7	66	66	0.0	40 - 140	30
N-Nitrosodiphenylamine	ND	130	79	80	1.3	72	72	0.0	40 - 140	30
Pentachlorophenol	ND	230	73	75	2.7	79	74	6.5	30 - 130	30
Phenanthrene	ND	130	77	79	2.6	76	70	8.2	40 - 140	30
Phenol	ND	230	72	74	2.7	68	66	3.0	30 - 130	30
Pyrene	ND	230	80	82	2.5	81	79	2.5	30 - 130	30
% 2,4,6-Tribromophenol	88	%	89	96	7.6	90	89	1.1	30 - 130	30
% 2-Fluorobiphenyl	80	%	74	78	5.3	72	71	1.4	30 - 130	30
% 2-Fluorophenol	63	%	57	60	5.1	57	55	3.6	30 - 130	30
% Nitrobenzene-d5	78	%	68	73	7.1	69	68	1.5	30 - 130	30
% Phenol-d5	70	%	64	69	7.5	64	62	3.2	30 - 130	30
% Terphenyl-d14	82	%	77	84	8.7	71	71	0.0	30 - 130	30

Comment:

Additional 8270 criteria: 20% of compounds can be outside of acceptance criteria as long as recovery is at least 10%. (Acid surrogates acceptance range for aqueous samples: 15-110%, for soils 30-130%)

QA/QC Data

SDG I.D.: GCI33118

Parameter	Blank	Blk RL	LCS %	LCSD %	LCS RPD	MS %	MSD %	MS RPD	% Rec Limits	% RPD Limits
QA/QC Batch 575840 (ug/kg), QC Sample No: CI33245 (CI33118, CI33119, CI33120, CI33121, CI33122, CI33123, CI33124, CI33125, CI33126, CI33127, CI33128, CI33129, CI33130, CI33131)										
Semivolatiles - Soil										
2-Methylnaphthalene	ND	230	74	73	1.4	72	71	1.4	40 - 140	30
Acenaphthene	ND	230	86	86	0.0	84	80	4.9	30 - 130	30
Acenaphthylene	ND	130	78	79	1.3	76	72	5.4	40 - 140	30
Anthracene	ND	230	84	83	1.2	80	78	2.5	40 - 140	30
Benz(a)anthracene	ND	230	82	85	3.6	80	77	3.8	40 - 140	30
Benzo(a)pyrene	ND	130	80	82	2.5	78	76	2.6	40 - 140	30
Benzo(b)fluoranthene	ND	160	83	85	2.4	80	79	1.3	40 - 140	30
Benzo(ghi)perylene	ND	230	89	92	3.3	86	85	1.2	40 - 140	30
Benzo(k)fluoranthene	ND	230	82	83	1.2	77	77	0.0	40 - 140	30
Chrysene	ND	230	85	86	1.2	82	79	3.7	40 - 140	30
Dibenz(a,h)anthracene	ND	130	85	87	2.3	82	81	1.2	40 - 140	30
Fluoranthene	ND	230	78	80	2.5	76	73	4.0	40 - 140	30
Fluorene	ND	230	81	80	1.2	79	75	5.2	40 - 140	30
Indeno(1,2,3-cd)pyrene	ND	230	81	79	2.5	75	76	1.3	40 - 140	30
Naphthalene	ND	230	75	73	2.7	74	72	2.7	40 - 140	30
Phenanthrene	ND	130	83	84	1.2	81	78	3.8	40 - 140	30
Pyrene	ND	230	77	79	2.6	76	73	4.0	30 - 130	30
% 2-Fluorobiphenyl	81	%	79	77	2.6	77	74	4.0	30 - 130	30
% Nitrobenzene-d5	81	%	82	79	3.7	80	79	1.3	30 - 130	30
% Terphenyl-d14	74	%	79	79	0.0	76	73	4.0	30 - 130	30
Comment:										
Additional 8270 criteria: 20% of compounds can be outside of acceptance criteria as long as recovery is at least 10%. (Acid surrogates acceptance range for aqueous samples: 15-110%, for soils 30-130%)										
QA/QC Batch 575951 (ug/kg), QC Sample No: CI33132 (CI33122, CI33125, CI33126, CI33127, CI33128, CI33129, CI33130, CI33131, CI33132)										
Volatiles - Soil (Low Level)										
1,1,1,2-Tetrachloroethane	ND	5.0	140	125	11.3				70 - 130	30
1,1,1-Trichloroethane	ND	5.0	128	110	15.1				70 - 130	30
1,1,2,2-Tetrachloroethane	ND	3.0	94	84	11.2				70 - 130	30
1,1,2-Trichloroethane	ND	5.0	98	88	10.8				70 - 130	30
1,1-Dichloroethane	ND	5.0	96	84	13.3				70 - 130	30
1,1-Dichloroethene	ND	5.0	101	84	18.4				70 - 130	30
1,1-Dichloropropene	ND	5.0	109	92	16.9				70 - 130	30
1,2,3-Trichlorobenzene	ND	5.0	113	99	13.2				70 - 130	30
1,2,3-Trichloropropane	ND	5.0	104	88	16.7				70 - 130	30
1,2,4-Trichlorobenzene	ND	5.0	114	94	19.2				70 - 130	30
1,2,4-Trimethylbenzene	ND	1.0	106	92	14.1				70 - 130	30
1,2-Dibromo-3-chloropropane	ND	5.0	137	113	19.2				70 - 130	30
1,2-Dibromoethane	ND	5.0	107	94	12.9				70 - 130	30
1,2-Dichlorobenzene	ND	5.0	100	88	12.8				70 - 130	30
1,2-Dichloroethane	ND	5.0	130	115	12.2				70 - 130	30
1,2-Dichloropropane	ND	5.0	94	83	12.4				70 - 130	30
1,3,5-Trimethylbenzene	ND	1.0	107	94	12.9				70 - 130	30
1,3-Dichlorobenzene	ND	5.0	100	86	15.1				70 - 130	30
1,3-Dichloropropane	ND	5.0	101	89	12.6				70 - 130	30
1,4-Dichlorobenzene	ND	5.0	101	86	16.0				70 - 130	30
2,2-Dichloropropane	ND	5.0	127	109	15.3				70 - 130	30
2-Chlorotoluene	ND	5.0	97	86	12.0				70 - 130	30
2-Hexanone	ND	25	95	85	11.1				70 - 130	30

QA/QC Data

SDG I.D.: GCI33118

Parameter	Blank	Blk RL	LCS %	LCSD %	LCS RPD	MS %	MSD %	MS RPD	% Rec Limits	% RPD Limits	
2-Isopropyltoluene	ND	5.0	107	91	16.2				70 - 130	30	
4-Chlorotoluene	ND	5.0	97	85	13.2				70 - 130	30	
4-Methyl-2-pentanone	ND	25	108	94	13.9				70 - 130	30	
Acetone	ND	10	87	76	13.5				70 - 130	30	
Acrylonitrile	ND	5.0	83	67	21.3				70 - 130	30	I
Benzene	ND	1.0	93	83	11.4				70 - 130	30	
Bromobenzene	ND	5.0	104	92	12.2				70 - 130	30	
Bromochloromethane	ND	5.0	89	76	15.8				70 - 130	30	
Bromodichloromethane	ND	5.0	128	113	12.4				70 - 130	30	
Bromoform	ND	5.0	147	126	15.4				70 - 130	30	I
Bromomethane	ND	5.0	103	94	9.1				70 - 130	30	
Carbon Disulfide	ND	5.0	117	101	14.7				70 - 130	30	
Carbon tetrachloride	ND	5.0	133	115	14.5				70 - 130	30	I
Chlorobenzene	ND	5.0	101	91	10.4				70 - 130	30	
Chloroethane	ND	5.0	103	88	15.7				70 - 130	30	
Chloroform	ND	5.0	107	90	17.3				70 - 130	30	
Chloromethane	ND	5.0	80	66	19.2				70 - 130	30	I
cis-1,2-Dichloroethene	ND	5.0	86	75	13.7				70 - 130	30	
cis-1,3-Dichloropropene	ND	5.0	113	103	9.3				70 - 130	30	
Dibromochloromethane	ND	3.0	136	123	10.0				70 - 130	30	I
Dibromomethane	ND	5.0	105	91	14.3				70 - 130	30	
Dichlorodifluoromethane	ND	5.0	116	99	15.8				70 - 130	30	
Ethylbenzene	ND	1.0	103	91	12.4				70 - 130	30	
Hexachlorobutadiene	ND	5.0	138	119	14.8				70 - 130	30	I
Isopropylbenzene	ND	1.0	102	87	15.9				70 - 130	30	
m&p-Xylene	ND	2.0	101	89	12.6				70 - 130	30	
Methyl ethyl ketone	ND	5.0	90	78	14.3				70 - 130	30	
Methyl t-butyl ether (MTBE)	ND	1.0	105	92	13.2				70 - 130	30	
Methylene chloride	ND	5.0	84	74	12.7				70 - 130	30	
Naphthalene	ND	5.0	110	91	18.9				70 - 130	30	
n-Butylbenzene	ND	1.0	99	85	15.2				70 - 130	30	
n-Propylbenzene	ND	1.0	99	84	16.4				70 - 130	30	
o-Xylene	ND	2.0	97	91	6.4				70 - 130	30	
p-Isopropyltoluene	ND	1.0	108	93	14.9				70 - 130	30	
sec-Butylbenzene	ND	1.0	112	96	15.4				70 - 130	30	
Styrene	ND	5.0	101	91	10.4				70 - 130	30	
tert-Butylbenzene	ND	1.0	107	94	12.9				70 - 130	30	
Tetrachloroethene	ND	5.0	112	100	11.3				70 - 130	30	
Tetrahydrofuran (THF)	ND	5.0	89	77	14.5				70 - 130	30	
Toluene	ND	1.0	101	88	13.8				70 - 130	30	
trans-1,2-Dichloroethene	ND	5.0	103	92	11.3				70 - 130	30	
trans-1,3-Dichloropropene	ND	5.0	124	113	9.3				70 - 130	30	
trans-1,4-dichloro-2-butene	ND	5.0	112	97	14.4				70 - 130	30	
Trichloroethene	ND	5.0	108	96	11.8				70 - 130	30	
Trichlorofluoromethane	ND	5.0	114	97	16.1				70 - 130	30	
Trichlorotrifluoroethane	ND	5.0	112	96	15.4				70 - 130	30	
Vinyl chloride	ND	5.0	96	83	14.5				70 - 130	30	
% 1,2-dichlorobenzene-d4	100	%	102	103	1.0				70 - 130	30	
% Bromofluorobenzene	104	%	106	110	3.7				70 - 130	30	
% Dibromofluoromethane	105	%	101	103	2.0				70 - 130	30	
% Toluene-d8	94	%	100	100	0.0				70 - 130	30	

QA/QC Data

SDG I.D.: GCI33118

Parameter	Blank	Blk RL	LCS %	LCSD %	LCS RPD	MS %	MSD %	MS RPD	% Rec Limits	% RPD Limits

Comment:

The Low Level MS/MSD are not reported for this batch.

Additional 8260 criteria: 10% of LCS/LCSD compounds can be outside of acceptance criteria as long as recovery is 40-160%, 25-160% for Chloroethane-HL and Trichlorofluoromethane-HL.

QA/QC Batch 575950 (ug/kg), QC Sample No: CI33134 (CI33133, CI33134)

Volatiles - Soil (Low Level)

1,1,1-Trichloroethane	ND	5.0	99	99	0.0				70 - 130	30
1,1,2,2-Tetrachloroethane	ND	3.0	110	112	1.8				70 - 130	30
1,1,2-Trichloroethane	ND	5.0	109	109	0.0				70 - 130	30
1,1-Dichloroethane	ND	5.0	111	110	0.9				70 - 130	30
1,1-Dichloroethene	ND	5.0	113	111	1.8				70 - 130	30
1,2,3-Trichlorobenzene	ND	5.0	108	108	0.0				70 - 130	30
1,2,4-Trichlorobenzene	ND	5.0	106	105	0.9				70 - 130	30
1,2-Dibromo-3-chloropropane	ND	5.0	107	107	0.0				70 - 130	30
1,2-Dibromoethane	ND	5.0	111	111	0.0				70 - 130	30
1,2-Dichlorobenzene	ND	5.0	108	108	0.0				70 - 130	30
1,2-Dichloroethane	ND	5.0	101	103	2.0				70 - 130	30
1,2-Dichloropropane	ND	5.0	112	113	0.9				70 - 130	30
1,3-Dichlorobenzene	ND	5.0	107	107	0.0				70 - 130	30
1,4-Dichlorobenzene	ND	5.0	105	107	1.9				70 - 130	30
1,4-dioxane	ND	100	93	86	7.8				70 - 130	30
2-Hexanone	ND	25	91	92	1.1				70 - 130	30
4-Methyl-2-pentanone	ND	25	100	100	0.0				70 - 130	30
Acetone	ND	10	87	89	2.3				70 - 130	30
Benzene	ND	1.0	113	113	0.0				70 - 130	30
Bromochloromethane	ND	5.0	107	109	1.9				70 - 130	30
Bromodichloromethane	ND	5.0	99	102	3.0				70 - 130	30
Bromoform	ND	5.0	98	99	1.0				70 - 130	30
Bromomethane	ND	5.0	78	82	5.0				70 - 130	30
Carbon Disulfide	ND	5.0	117	116	0.9				70 - 130	30
Carbon tetrachloride	ND	5.0	94	94	0.0				70 - 130	30
Chlorobenzene	ND	5.0	117	116	0.9				70 - 130	30
Chloroethane	ND	5.0	92	92	0.0				70 - 130	30
Chloroform	ND	5.0	96	99	3.1				70 - 130	30
Chloromethane	ND	5.0	96	97	1.0				70 - 130	30
cis-1,2-Dichloroethene	ND	5.0	108	108	0.0				70 - 130	30
cis-1,3-Dichloropropene	ND	5.0	108	111	2.7				70 - 130	30
Cyclohexane	ND	5.0	115	113	1.8				70 - 130	30
Dibromochloromethane	ND	3.0	107	109	1.9				70 - 130	30
Dichlorodifluoromethane	ND	5.0	95	95	0.0				70 - 130	30
Ethylbenzene	ND	1.0	115	116	0.9				70 - 130	30
Isopropylbenzene	ND	1.0	114	115	0.9				70 - 130	30
m&p-Xylene	ND	2.0	113	111	1.8				70 - 130	30
Methyl ethyl ketone	ND	5.0	92	97	5.3				70 - 130	30
Methyl t-butyl ether (MTBE)	ND	1.0	96	96	0.0				70 - 130	30
Methylacetate	ND	5.0	121	121	0.0				70 - 130	30
Methylcyclohexane	ND	5.0	116	114	1.7				70 - 130	30
Methylene chloride	ND	5.0	93	95	2.1				70 - 130	30
o-Xylene	ND	2.0	112	112	0.0				70 - 130	30
Styrene	ND	5.0	112	111	0.9				70 - 130	30
Tetrachloroethene	ND	5.0	111	111	0.0				70 - 130	30
Toluene	ND	1.0	110	112	1.8				70 - 130	30

QA/QC Data

SDG I.D.: GCI33118

Parameter	Blank	Blk RL	LCS %	LCSD %	LCS RPD	MS %	MSD %	MS RPD	% Rec Limits	% RPD Limits
trans-1,2-Dichloroethene	ND	5.0	114	113	0.9				70 - 130	30
trans-1,3-Dichloropropene	ND	5.0	101	103	2.0				70 - 130	30
Trichloroethene	ND	5.0	117	114	2.6				70 - 130	30
Trichlorofluoromethane	ND	5.0	90	90	0.0				70 - 130	30
Trichlorotrifluoroethane	ND	5.0	109	109	0.0				70 - 130	30
Vinyl chloride	ND	5.0	105	104	1.0				70 - 130	30
% 1,2-dichlorobenzene-d4	101	%	99	100	1.0				70 - 130	30
% Bromofluorobenzene	94	%	96	96	0.0				70 - 130	30
% Dibromofluoromethane	97	%	94	94	0.0				70 - 130	30
% Toluene-d8	100	%	101	101	0.0				70 - 130	30

Comment:

The Low Level MS/MSD are not reported for this batch.

Additional 8260 criteria: 10% of LCS/LCSD compounds can be outside of acceptance criteria as long as recovery is 40-160%, 25-160% for Chloroethane-HL and Trichlorofluoromethane-HL.

QA/QC Batch 576149H (ug/kg), QC Sample No: CI33376 (CI33125 (50X))

Volatiles - Soil (High Level)

1,2,3-Trichlorobenzene	ND	5.0	106	115	8.1	117	117	0.0	70 - 130	30
1,2,3-Trichloropropane	ND	5.0	111	114	2.7	114	117	2.6	70 - 130	30
1,2,4-Trichlorobenzene	ND	5.0	114	121	6.0	123	125	1.6	70 - 130	30
1,2,4-Trimethylbenzene	ND	5.0	113	114	0.9	114	116	1.7	70 - 130	30
1,2-Dichlorobenzene	ND	5.0	107	109	1.9	107	110	2.8	70 - 130	30
1,3,5-Trimethylbenzene	ND	5.0	112	114	1.8	114	115	0.9	70 - 130	30
1,3-Dichlorobenzene	ND	5.0	110	113	2.7	111	113	1.8	70 - 130	30
1,4-Dichlorobenzene	ND	5.0	107	110	2.8	108	110	1.8	70 - 130	30
2-Chlorotoluene	ND	5.0	111	113	1.8	112	114	1.8	70 - 130	30
2-Isopropyltoluene	ND	5.0	113	115	1.8	115	118	2.6	70 - 130	30
4-Chlorotoluene	ND	5.0	111	112	0.9	113	114	0.9	70 - 130	30
Bromobenzene	ND	5.0	109	112	2.7	110	114	3.6	70 - 130	30
Hexachlorobutadiene	ND	5.0	118	121	2.5	122	123	0.8	70 - 130	30
Isopropylbenzene	ND	5.0	116	118	1.7	119	120	0.8	70 - 130	30
Naphthalene	ND	5.0	111	121	8.6	128	130	1.6	70 - 130	30
n-Butylbenzene	ND	5.0	111	113	1.8	113	115	1.8	70 - 130	30
n-Propylbenzene	ND	5.0	112	115	2.6	116	116	0.0	70 - 130	30
p-Isopropyltoluene	ND	5.0	116	118	1.7	118	121	2.5	70 - 130	30
sec-Butylbenzene	ND	5.0	125	127	1.6	127	130	2.3	70 - 130	30
tert-Butylbenzene	ND	5.0	111	113	1.8	113	116	2.6	70 - 130	30
trans-1,4-dichloro-2-butene	ND	5.0	113	115	1.8	114	117	2.6	70 - 130	30
% 1,2-dichlorobenzene-d4	103	%	103	103	0.0	104	104	0.0	70 - 130	30
% Bromofluorobenzene	94	%	100	99	1.0	100	100	0.0	70 - 130	30
% Dibromofluoromethane	93	%	96	95	1.0	97	97	0.0	70 - 130	30
% Toluene-d8	100	%	99	99	0.0	99	99	0.0	70 - 130	30

Comment:

Additional 8260 criteria: 10% of LCS/LCSD compounds can be outside of acceptance criteria as long as recovery is 40-160%, 25-160% for Chloroethane-HL and Trichlorofluoromethane-HL.

l = This parameter is outside laboratory LCS/LCSD specified recovery limits.
m = This parameter is outside laboratory MS/MSD specified recovery limits.
r = This parameter is outside laboratory RPD specified recovery limits.

QA/QC Data

SDG I.D.: GCI33118

Parameter	Blank	Blk RL	LCS %	LCSD %	LCS RPD	MS %	MSD %	MS RPD	% Rec Limits	% RPD Limits

If there are any questions regarding this data, please call Phoenix Client Services at extension 200.

RPD - Relative Percent Difference
LCS - Laboratory Control Sample
LCSD - Laboratory Control Sample Duplicate
MS - Matrix Spike
MS Dup - Matrix Spike Duplicate
NC - No Criteria
Intf - Interference

Phyllis Shiller, Laboratory Director
June 10, 2021

Thursday, June 10, 2021

Criteria: CT: GAM, GBM, I/C, RC

State: CT

Sample Criteria Exceedances Report

GCI33118 - TIGHE-EVER

SampNo	Acode	Phoenix Analyte	Criteria	Result	RL	Criteria	RL Criteria	Analysis Units
CI33118	$8100SMR	Dibenz(a,h)anthracene	CT / RSR DEC I/C (mg/kg) / APS Organics	2900	1300	1000	1000	ug/Kg
CI33118	$8100SMR	Indeno(1,2,3-cd)pyrene	CT / RSR DEC I/C (mg/kg) / APS Organics	10000	1300	7800	7800	ug/Kg
CI33118	$8100SMR	Benzo(a)pyrene	CT / RSR DEC I/C (mg/kg) / Semivolatiles	8300	1300	1000	1000	ug/Kg
CI33118	$8100SMR	Indeno(1,2,3-cd)pyrene	CT / RSR DEC RES (mg/kg) / APS Organics	10000	1300	1000	1000	ug/Kg
CI33118	$8100SMR	Dibenz(a,h)anthracene	CT / RSR DEC RES (mg/kg) / APS Organics	2900	1300	1000	1000	ug/Kg
CI33118	$8100SMR	Benzo(ghi)perylene	CT / RSR DEC RES (mg/kg) / APS Organics	13000	1300	8400	8400	ug/Kg
CI33118	$8100SMR	Benzo(b)fluoranthene	CT / RSR DEC RES (mg/kg) / Semivolatiles	5400	1300	1000	1000	ug/Kg
CI33118	$8100SMR	Benz(a)anthracene	CT / RSR DEC RES (mg/kg) / Semivolatiles	1100	1000	1000	1000	ug/Kg
CI33118	$8100SMR	Benzo(a)pyrene	CT / RSR DEC RES (mg/kg) / Semivolatiles	8300	1300	1000	1000	ug/Kg
CI33118	$8100SMR	Dibenz(a,h)anthracene	CT / RSR GA,GAA (mg/kg) / APS Organics	2900	1300	1000	1000	ug/Kg
CI33118	$8100SMR	2-Methylnaphthalene	CT / RSR GA,GAA (mg/kg) / APS Organics	ND	570	560	560	ug/Kg
CI33118	$8100SMR	Indeno(1,2,3-cd)pyrene	CT / RSR GA,GAA (mg/kg) / APS Organics	10000	1300	1000	1000	ug/Kg
CI33118	$8100SMR	Benzo(ghi)perylene	CT / RSR GA,GAA (mg/kg) / APS Organics	13000	1300	1000	1000	ug/Kg
CI33118	$8100SMR	Chrysene	CT / RSR GA,GAA (mg/kg) / APS Organics	2800	1300	1000	1000	ug/Kg
CI33118	$8100SMR	Benz(a)anthracene	CT / RSR GA,GAA (mg/kg) / Semivolatiles	1100	1000	1000	1000	ug/Kg
CI33118	$8100SMR	Benzo(a)pyrene	CT / RSR GA,GAA (mg/kg) / Semivolatiles	8300	1300	1000	1000	ug/Kg
CI33118	$8100SMR	Benzo(k)fluoranthene	CT / RSR GA,GAA (mg/kg) / Semivolatiles	5800	1300	1000	1000	ug/Kg
CI33118	$8100SMR	Benzo(b)fluoranthene	CT / RSR GA,GAA (mg/kg) / Semivolatiles	5400	1300	1000	1000	ug/Kg
CI33118	$8100SMR	Indeno(1,2,3-cd)pyrene	CT / RSR GB (mg/kg) / APS Organics	10000	1300	1000	1000	ug/Kg
CI33118	$8100SMR	Dibenz(a,h)anthracene	CT / RSR GB (mg/kg) / APS Organics	2900	1300	1000	1000	ug/Kg
CI33118	$8100SMR	Benzo(ghi)perylene	CT / RSR GB (mg/kg) / APS Organics	13000	1300	1000	1000	ug/Kg
CI33118	$8100SMR	Chrysene	CT / RSR GB (mg/kg) / APS Organics	2800	1300	1000	1000	ug/Kg
CI33118	$8100SMR	Benzo(a)pyrene	CT / RSR GB (mg/kg) / Semivolatiles	8300	1300	1000	1000	ug/Kg
CI33118	$8100SMR	Benz(a)anthracene	CT / RSR GB (mg/kg) / Semivolatiles	1100	1000	1000	1000	ug/Kg
CI33118	$8100SMR	Benzo(b)fluoranthene	CT / RSR GB (mg/kg) / Semivolatiles	5400	1300	1000	1000	ug/Kg
CI33118	$8100SMR	Benzo(k)fluoranthene	CT / RSR GB (mg/kg) / Semivolatiles	5800	1300	1000	1000	ug/Kg
CI33118	$ETPH_SMR	Ext. Petroleum H.C. (C9-C36)	CT / RSR DEC RES (mg/kg) / Pest/PCB/TPH	850	290	500	500	mg/Kg
CI33118	$ETPH_SMR	Ext. Petroleum H.C. (C9-C36)	CT / RSR GA,GAA (mg/kg) / Pesticides/TPH	850	290	500	500	mg/Kg
CI33119	$8100SMR	Dibenz(a,h)anthracene	CT / RSR DEC I/C (mg/kg) / APS Organics	1900	1300	1000	1000	ug/Kg
CI33119	$8100SMR	Benzo(a)pyrene	CT / RSR DEC I/C (mg/kg) / Semivolatiles	7300	1300	1000	1000	ug/Kg
CI33119	$8100SMR	Dibenz(a,h)anthracene	CT / RSR DEC RES (mg/kg) / APS Organics	1900	1300	1000	1000	ug/Kg
CI33119	$8100SMR	Indeno(1,2,3-cd)pyrene	CT / RSR DEC RES (mg/kg) / APS Organics	6000	1300	1000	1000	ug/Kg
CI33119	$8100SMR	Benzo(a)pyrene	CT / RSR DEC RES (mg/kg) / Semivolatiles	7300	1300	1000	1000	ug/Kg
CI33119	$8100SMR	Benzo(b)fluoranthene	CT / RSR DEC RES (mg/kg) / Semivolatiles	4100	1300	1000	1000	ug/Kg
CI33119	$8100SMR	Chrysene	CT / RSR GA,GAA (mg/kg) / APS Organics	3200	1300	1000	1000	ug/Kg
CI33119	$8100SMR	Indeno(1,2,3-cd)pyrene	CT / RSR GA,GAA (mg/kg) / APS Organics	6000	1300	1000	1000	ug/Kg
CI33119	$8100SMR	Dibenz(a,h)anthracene	CT / RSR GA,GAA (mg/kg) / APS Organics	1900	1300	1000	1000	ug/Kg
CI33119	$8100SMR	Benzo(ghi)perylene	CT / RSR GA,GAA (mg/kg) / APS Organics	7500	1300	1000	1000	ug/Kg
CI33119	$8100SMR	Benzo(a)pyrene	CT / RSR GA,GAA (mg/kg) / Semivolatiles	7300	1300	1000	1000	ug/Kg
CI33119	$8100SMR	Benzo(k)fluoranthene	CT / RSR GA,GAA (mg/kg) / Semivolatiles	3500	1300	1000	1000	ug/Kg
CI33119	$8100SMR	Benzo(b)fluoranthene	CT / RSR GA,GAA (mg/kg) / Semivolatiles	4100	1300	1000	1000	ug/Kg

Thursday, June 10, 2021

Criteria: CT: GAM, GBM, I/C, RC

State: CT

Sample Criteria Exceedances Report

GCI33118 - TIGHE-EVER

SampNo	Acode	Phoenix Analyte	Criteria	Result	RL	Criteria	RL Criteria	Analysis Units
CI33119	$8100SMR	Benzo(ghi)perylene	CT / RSR GB (mg/kg) / APS Organics	7500	1300	1000	1000	ug/Kg
CI33119	$8100SMR	Chrysene	CT / RSR GB (mg/kg) / APS Organics	3200	1300	1000	1000	ug/Kg
CI33119	$8100SMR	Indeno(1,2,3-cd)pyrene	CT / RSR GB (mg/kg) / APS Organics	6000	1300	1000	1000	ug/Kg
CI33119	$8100SMR	Dibenz(a,h)anthracene	CT / RSR GB (mg/kg) / APS Organics	1900	1300	1000	1000	ug/Kg
CI33119	$8100SMR	Benzo(k)fluoranthene	CT / RSR GB (mg/kg) / Semivolatiles	3500	1300	1000	1000	ug/Kg
CI33119	$8100SMR	Benzo(b)fluoranthene	CT / RSR GB (mg/kg) / Semivolatiles	4100	1300	1000	1000	ug/Kg
CI33119	$8100SMR	Benzo(a)pyrene	CT / RSR GB (mg/kg) / Semivolatiles	7300	1300	1000	1000	ug/Kg
CI33119	$ETPH_SMR	Ext. Petroleum H.C. (C9-C36)	CT / RSR DEC RES (mg/kg) / Pest/PCB/TPH	1300	280	500	500	mg/Kg
CI33119	$ETPH_SMR	Ext. Petroleum H.C. (C9-C36)	CT / RSR GA,GAA (mg/kg) / Pesticides/TPH	1300	280	500	500	mg/Kg
CI33120	$8100SMR	Dibenz(a,h)anthracene	CT / RSR DEC I/C (mg/kg) / APS Organics	1200	1000	1000	1000	ug/Kg
CI33120	$8100SMR	Benzo(a)pyrene	CT / RSR DEC I/C (mg/kg) / Semivolatiles	2800	1300	1000	1000	ug/Kg
CI33120	$8100SMR	Dibenz(a,h)anthracene	CT / RSR DEC RES (mg/kg) / APS Organics	1200	1000	1000	1000	ug/Kg
CI33120	$8100SMR	Indeno(1,2,3-cd)pyrene	CT / RSR DEC RES (mg/kg) / APS Organics	4500	1300	1000	1000	ug/Kg
CI33120	$8100SMR	Benzo(a)pyrene	CT / RSR DEC RES (mg/kg) / Semivolatiles	2800	1300	1000	1000	ug/Kg
CI33120	$8100SMR	Benzo(b)fluoranthene	CT / RSR DEC RES (mg/kg) / Semivolatiles	4500	1300	1000	1000	ug/Kg
CI33120	$8100SMR	Benz(a)anthracene	CT / RSR DEC RES (mg/kg) / Semivolatiles	3300	1300	1000	1000	ug/Kg
CI33120	$8100SMR	Benzo(ghi)perylene	CT / RSR GA,GAA (mg/kg) / APS Organics	5700	1300	1000	1000	ug/Kg
CI33120	$8100SMR	Dibenz(a,h)anthracene	CT / RSR GA,GAA (mg/kg) / APS Organics	1200	1000	1000	1000	ug/Kg
CI33120	$8100SMR	Chrysene	CT / RSR GA,GAA (mg/kg) / APS Organics	6200	1300	1000	1000	ug/Kg
CI33120	$8100SMR	Indeno(1,2,3-cd)pyrene	CT / RSR GA,GAA (mg/kg) / APS Organics	4500	1300	1000	1000	ug/Kg
CI33120	$8100SMR	Benzo(b)fluoranthene	CT / RSR GA,GAA (mg/kg) / Semivolatiles	4500	1300	1000	1000	ug/Kg
CI33120	$8100SMR	Benzo(a)pyrene	CT / RSR GA,GAA (mg/kg) / Semivolatiles	2800	1300	1000	1000	ug/Kg
CI33120	$8100SMR	Benz(a)anthracene	CT / RSR GA,GAA (mg/kg) / Semivolatiles	3300	1300	1000	1000	ug/Kg
CI33120	$8100SMR	Benzo(k)fluoranthene	CT / RSR GA,GAA (mg/kg) / Semivolatiles	4600	1300	1000	1000	ug/Kg
CI33120	$8100SMR	Pyrene	CT / RSR GA,GAA (mg/kg) / Semivolatiles	5600	1300	4000	4000	ug/Kg
CI33120	$8100SMR	Dibenz(a,h)anthracene	CT / RSR GB (mg/kg) / APS Organics	1200	1000	1000	1000	ug/Kg
CI33120	$8100SMR	Indeno(1,2,3-cd)pyrene	CT / RSR GB (mg/kg) / APS Organics	4500	1300	1000	1000	ug/Kg
CI33120	$8100SMR	Benzo(ghi)perylene	CT / RSR GB (mg/kg) / APS Organics	5700	1300	1000	1000	ug/Kg
CI33120	$8100SMR	Chrysene	CT / RSR GB (mg/kg) / APS Organics	6200	1300	1000	1000	ug/Kg
CI33120	$8100SMR	Benzo(b)fluoranthene	CT / RSR GB (mg/kg) / Semivolatiles	4500	1300	1000	1000	ug/Kg
CI33120	$8100SMR	Benzo(a)pyrene	CT / RSR GB (mg/kg) / Semivolatiles	2800	1300	1000	1000	ug/Kg
CI33120	$8100SMR	Benz(a)anthracene	CT / RSR GB (mg/kg) / Semivolatiles	3300	1300	1000	1000	ug/Kg
CI33120	$8100SMR	Benzo(k)fluoranthene	CT / RSR GB (mg/kg) / Semivolatiles	4600	1300	1000	1000	ug/Kg
CI33120	$8150_SMR	Dichloroprop	CT / RSR GA,GAA (mg/kg) / APS Organics	ND	560	500	500	ug/Kg
CI33120	$ETPH_SMR	Ext. Petroleum H.C. (C9-C36)	CT / RSR DEC RES (mg/kg) / Pest/PCB/TPH	650	56	500	500	mg/Kg
CI33120	$ETPH_SMR	Ext. Petroleum H.C. (C9-C36)	CT / RSR GA,GAA (mg/kg) / Pesticides/TPH	650	56	500	500	mg/Kg
CI33121	TCLP-PB	TCLP Lead	CT / RSR GA,GAA (mg/l) TCLP / Inorganic/PCB	0.540	0.010	0.015	0.015	mg/L
CI33121	TCLP-PB	TCLP Lead	CT / RSR GB (mg/l) TCLP / Inorganic/PCB	0.540	0.010	0.15	0.15	mg/L
CI33125	$8100SMR	Benzo(a)pyrene	CT / RSR DEC I/C (mg/kg) / Semivolatiles	1100	260	1000	1000	ug/Kg
CI33125	$8100SMR	Indeno(1,2,3-cd)pyrene	CT / RSR DEC RES (mg/kg) / APS Organics	1200	260	1000	1000	ug/Kg

Thursday, June 10, 2021

Criteria: CT: GAM, GBM, I/C, RC

State: CT

Sample Criteria Exceedances Report

GCI33118 - TIGHE-EVER

SampNo	Acode	Phoenix Analyte	Criteria	Result	RL	Criteria	RL Criteria	Analysis Units
CI33125	$8100SMR	Benz(a)anthracene	CT / RSR DEC RES (mg/kg) / Semivolatiles	1400	260	1000	1000	ug/Kg
CI33125	$8100SMR	Benzo(a)pyrene	CT / RSR DEC RES (mg/kg) / Semivolatiles	1100	260	1000	1000	ug/Kg
CI33125	$8100SMR	Benzo(b)fluoranthene	CT / RSR DEC RES (mg/kg) / Semivolatiles	1800	260	1000	1000	ug/Kg
CI33125	$8100SMR	Indeno(1,2,3-cd)pyrene	CT / RSR GA,GAA (mg/kg) / APS Organics	1200	260	1000	1000	ug/Kg
CI33125	$8100SMR	Benzo(ghi)perylene	CT / RSR GA,GAA (mg/kg) / APS Organics	1400	260	1000	1000	ug/Kg
CI33125	$8100SMR	Chrysene	CT / RSR GA,GAA (mg/kg) / APS Organics	2200	260	1000	1000	ug/Kg
CI33125	$8100SMR	Benzo(b)fluoranthene	CT / RSR GA,GAA (mg/kg) / Semivolatiles	1800	260	1000	1000	ug/Kg
CI33125	$8100SMR	Benzo(k)fluoranthene	CT / RSR GA,GAA (mg/kg) / Semivolatiles	1700	260	1000	1000	ug/Kg
CI33125	$8100SMR	Benz(a)anthracene	CT / RSR GA,GAA (mg/kg) / Semivolatiles	1400	260	1000	1000	ug/Kg
CI33125	$8100SMR	Benzo(a)pyrene	CT / RSR GA,GAA (mg/kg) / Semivolatiles	1100	260	1000	1000	ug/Kg
CI33125	$8100SMR	Indeno(1,2,3-cd)pyrene	CT / RSR GB (mg/kg) / APS Organics	1200	260	1000	1000	ug/Kg
CI33125	$8100SMR	Benzo(ghi)perylene	CT / RSR GB (mg/kg) / APS Organics	1400	260	1000	1000	ug/Kg
CI33125	$8100SMR	Chrysene	CT / RSR GB (mg/kg) / APS Organics	2200	260	1000	1000	ug/Kg
CI33125	$8100SMR	Benz(a)anthracene	CT / RSR GB (mg/kg) / Semivolatiles	1400	260	1000	1000	ug/Kg
CI33125	$8100SMR	Benzo(k)fluoranthene	CT / RSR GB (mg/kg) / Semivolatiles	1700	260	1000	1000	ug/Kg
CI33125	$8100SMR	Benzo(a)pyrene	CT / RSR GB (mg/kg) / Semivolatiles	1100	260	1000	1000	ug/Kg
CI33125	$8100SMR	Benzo(b)fluoranthene	CT / RSR GB (mg/kg) / Semivolatiles	1800	260	1000	1000	ug/Kg
CI33125	SPLP-SB	SPLP Antimony	CT / RSR GA,GAA (mg/l) TCLP / Inorganic/PCB	0.007	0.005	0.006	0.006	mg/L
CI33127	$8100SMR	Benzo(a)pyrene	CT / RSR DEC I/C (mg/kg) / Semivolatiles	2000	260	1000	1000	ug/Kg
CI33127	$8100SMR	Indeno(1,2,3-cd)pyrene	CT / RSR DEC RES (mg/kg) / APS Organics	2000	260	1000	1000	ug/Kg
CI33127	$8100SMR	Benz(a)anthracene	CT / RSR DEC RES (mg/kg) / Semivolatiles	2500	260	1000	1000	ug/Kg
CI33127	$8100SMR	Benzo(a)pyrene	CT / RSR DEC RES (mg/kg) / Semivolatiles	2000	260	1000	1000	ug/Kg
CI33127	$8100SMR	Benzo(b)fluoranthene	CT / RSR DEC RES (mg/kg) / Semivolatiles	3100	260	1000	1000	ug/Kg
CI33127	$8100SMR	Chrysene	CT / RSR GA,GAA (mg/kg) / APS Organics	4200	260	1000	1000	ug/Kg
CI33127	$8100SMR	Indeno(1,2,3-cd)pyrene	CT / RSR GA,GAA (mg/kg) / APS Organics	2000	260	1000	1000	ug/Kg
CI33127	$8100SMR	Benzo(ghi)perylene	CT / RSR GA,GAA (mg/kg) / APS Organics	2200	260	1000	1000	ug/Kg
CI33127	$8100SMR	2-Methylnaphthalene	CT / RSR GA,GAA (mg/kg) / APS Organics	890	260	560	560	ug/Kg
CI33127	$8100SMR	Pyrene	CT / RSR GA,GAA (mg/kg) / Semivolatiles	4400	260	4000	4000	ug/Kg
CI33127	$8100SMR	Benzo(b)fluoranthene	CT / RSR GA,GAA (mg/kg) / Semivolatiles	3100	260	1000	1000	ug/Kg
CI33127	$8100SMR	Benzo(k)fluoranthene	CT / RSR GA,GAA (mg/kg) / Semivolatiles	2800	260	1000	1000	ug/Kg
CI33127	$8100SMR	Benzo(a)pyrene	CT / RSR GA,GAA (mg/kg) / Semivolatiles	2000	260	1000	1000	ug/Kg
CI33127	$8100SMR	Benz(a)anthracene	CT / RSR GA,GAA (mg/kg) / Semivolatiles	2500	260	1000	1000	ug/Kg
CI33127	$8100SMR	Chrysene	CT / RSR GB (mg/kg) / APS Organics	4200	260	1000	1000	ug/Kg
CI33127	$8100SMR	Indeno(1,2,3-cd)pyrene	CT / RSR GB (mg/kg) / APS Organics	2000	260	1000	1000	ug/Kg
CI33127	$8100SMR	Benzo(ghi)perylene	CT / RSR GB (mg/kg) / APS Organics	2200	260	1000	1000	ug/Kg
CI33127	$8100SMR	Benzo(b)fluoranthene	CT / RSR GB (mg/kg) / Semivolatiles	3100	260	1000	1000	ug/Kg
CI33127	$8100SMR	Benz(a)anthracene	CT / RSR GB (mg/kg) / Semivolatiles	2500	260	1000	1000	ug/Kg
CI33127	$8100SMR	Benzo(k)fluoranthene	CT / RSR GB (mg/kg) / Semivolatiles	2800	260	1000	1000	ug/Kg
CI33127	$8100SMR	Benzo(a)pyrene	CT / RSR GB (mg/kg) / Semivolatiles	2000	260	1000	1000	ug/Kg
CI33127	$ETPH_SMR	Ext. Petroleum H.C. (C9-C36)	CT / RSR DEC RES (mg/kg) / Pest/PCB/TPH	660	280	500	500	mg/Kg
CI33127	$ETPH_SMR	Ext. Petroleum H.C. (C9-C36)	CT / RSR GA,GAA (mg/kg) / Pesticides/TPH	660	280	500	500	mg/Kg

Thursday, June 10, 2021

Criteria: CT: GAM, GBM, I/C, RC

State: CT

Sample Criteria Exceedances Report

GCI33118 - TIGHE-EVER

SampNo	Acode	Phoenix Analyte	Criteria	Result	RL	Criteria	RL Criteria	Analysis Units
CI33131	$8100SMR	Indeno(1,2,3-cd)pyrene	CT / RSR DEC I/C (mg/kg) / APS Organics	32000	2600	7800	7800	ug/Kg
CI33131	$8100SMR	Dibenz(a,h)anthracene	CT / RSR DEC I/C (mg/kg) / APS Organics	5300	2600	1000	1000	ug/Kg
CI33131	$8100SMR	Benzo(b)fluoranthene	CT / RSR DEC I/C (mg/kg) / Semivolatiles	62000	2600	7800	7800	ug/Kg
CI33131	$8100SMR	Benz(a)anthracene	CT / RSR DEC I/C (mg/kg) / Semivolatiles	110000	26000	7800	7800	ug/Kg
CI33131	$8100SMR	Benzo(a)pyrene	CT / RSR DEC I/C (mg/kg) / Semivolatiles	40000	2600	1000	1000	ug/Kg
CI33131	$8100SMR	Dibenz(a,h)anthracene	CT / RSR DEC RES (mg/kg) / APS Organics	5300	2600	1000	1000	ug/Kg
CI33131	$8100SMR	Indeno(1,2,3-cd)pyrene	CT / RSR DEC RES (mg/kg) / APS Organics	32000	2600	1000	1000	ug/Kg
CI33131	$8100SMR	Chrysene	CT / RSR DEC RES (mg/kg) / APS Organics	110000	26000	84000	84000	ug/Kg
CI33131	$8100SMR	Benzo(ghi)perylene	CT / RSR DEC RES (mg/kg) / APS Organics	34000	2600	8400	8400	ug/Kg
CI33131	$8100SMR	Benzo(b)fluoranthene	CT / RSR DEC RES (mg/kg) / Semivolatiles	62000	2600	1000	1000	ug/Kg
CI33131	$8100SMR	Benzo(a)pyrene	CT / RSR DEC RES (mg/kg) / Semivolatiles	40000	2600	1000	1000	ug/Kg
CI33131	$8100SMR	Benz(a)anthracene	CT / RSR DEC RES (mg/kg) / Semivolatiles	110000	26000	1000	1000	ug/Kg
CI33131	$8100SMR	Benzo(k)fluoranthene	CT / RSR DEC RES (mg/kg) / Semivolatiles	59000	2600	8400	8400	ug/Kg
CI33131	$8100SMR	Dibenz(a,h)anthracene	CT / RSR GA,GAA (mg/kg) / APS Organics	5300	2600	1000	1000	ug/Kg
CI33131	$8100SMR	Indeno(1,2,3-cd)pyrene	CT / RSR GA,GAA (mg/kg) / APS Organics	32000	2600	1000	1000	ug/Kg
CI33131	$8100SMR	Benzo(ghi)perylene	CT / RSR GA,GAA (mg/kg) / APS Organics	34000	2600	1000	1000	ug/Kg
CI33131	$8100SMR	2-Methylnaphthalene	CT / RSR GA,GAA (mg/kg) / APS Organics	1100	260	560	560	ug/Kg
CI33131	$8100SMR	Chrysene	CT / RSR GA,GAA (mg/kg) / APS Organics	110000	26000	1000	1000	ug/Kg
CI33131	$8100SMR	Fluoranthene	CT / RSR GA,GAA (mg/kg) / Semivolatiles	270000	26000	5600	5600	ug/Kg
CI33131	$8100SMR	Pyrene	CT / RSR GA,GAA (mg/kg) / Semivolatiles	390000	26000	4000	4000	ug/Kg
CI33131	$8100SMR	Phenanthrene	CT / RSR GA,GAA (mg/kg) / Semivolatiles	19000	2600	4000	4000	ug/Kg
CI33131	$8100SMR	Acenaphthylene	CT / RSR GA,GAA (mg/kg) / Semivolatiles	16000	2600	8400	8400	ug/Kg
CI33131	$8100SMR	Benzo(k)fluoranthene	CT / RSR GA,GAA (mg/kg) / Semivolatiles	59000	2600	1000	1000	ug/Kg
CI33131	$8100SMR	Benzo(b)fluoranthene	CT / RSR GA,GAA (mg/kg) / Semivolatiles	62000	2600	1000	1000	ug/Kg
CI33131	$8100SMR	Benzo(a)pyrene	CT / RSR GA,GAA (mg/kg) / Semivolatiles	40000	2600	1000	1000	ug/Kg
CI33131	$8100SMR	Benz(a)anthracene	CT / RSR GA,GAA (mg/kg) / Semivolatiles	110000	26000	1000	1000	ug/Kg
CI33131	$8100SMR	Chrysene	CT / RSR GB (mg/kg) / APS Organics	110000	26000	1000	1000	ug/Kg
CI33131	$8100SMR	Benzo(ghi)perylene	CT / RSR GB (mg/kg) / APS Organics	34000	2600	1000	1000	ug/Kg
CI33131	$8100SMR	Dibenz(a,h)anthracene	CT / RSR GB (mg/kg) / APS Organics	5300	2600	1000	1000	ug/Kg
CI33131	$8100SMR	Indeno(1,2,3-cd)pyrene	CT / RSR GB (mg/kg) / APS Organics	32000	2600	1000	1000	ug/Kg
CI33131	$8100SMR	Benzo(k)fluoranthene	CT / RSR GB (mg/kg) / Semivolatiles	59000	2600	1000	1000	ug/Kg
CI33131	$8100SMR	Pyrene	CT / RSR GB (mg/kg) / Semivolatiles	390000	26000	40000	40000	ug/Kg
CI33131	$8100SMR	Benz(a)anthracene	CT / RSR GB (mg/kg) / Semivolatiles	110000	26000	1000	1000	ug/Kg
CI33131	$8100SMR	Fluoranthene	CT / RSR GB (mg/kg) / Semivolatiles	270000	26000	56000	56000	ug/Kg
CI33131	$8100SMR	Benzo(a)pyrene	CT / RSR GB (mg/kg) / Semivolatiles	40000	2600	1000	1000	ug/Kg
CI33131	$8100SMR	Benzo(b)fluoranthene	CT / RSR GB (mg/kg) / Semivolatiles	62000	2600	1000	1000	ug/Kg
CI33131	AS-SM	Arsenic	CT / RSR DEC I/C (mg/kg) / Inorganics	11.2	0.72	10	10	mg/Kg
CI33131	AS-SM	Arsenic	CT / RSR DEC RES (mg/kg) / Inorganics	11.2	0.72	10	10	mg/Kg
CI33132	$8100SMR	Benzo(a)pyrene	CT / RSR DEC I/C (mg/kg) / Semivolatiles	1200	250	1000	1000	ug/Kg
CI33132	$8100SMR	Indeno(1,2,3-cd)pyrene	CT / RSR DEC RES (mg/kg) / APS Organics	1600	250	1000	1000	ug/Kg

Thursday, June 10, 2021

Criteria: CT: GAM, GBM, I/C, RC

State: CT

Sample Criteria Exceedances Report

GCI33118 - TIGHE-EVER

SampNo	Acode	Phoenix Analyte	Criteria	Result	RL	Criteria	RL Criteria	Analysis Units
CI33132	$8100SMR	Benzo(b)fluoranthene	CT / RSR DEC RES (mg/kg) / Semivolatiles	2500	250	1000	1000	ug/Kg
CI33132	$8100SMR	Benz(a)anthracene	CT / RSR DEC RES (mg/kg) / Semivolatiles	1400	250	1000	1000	ug/Kg
CI33132	$8100SMR	Benzo(a)pyrene	CT / RSR DEC RES (mg/kg) / Semivolatiles	1200	250	1000	1000	ug/Kg
CI33132	$8100SMR	Chrysene	CT / RSR GA,GAA (mg/kg) / APS Organics	2700	250	1000	1000	ug/Kg
CI33132	$8100SMR	Benzo(ghi)perylene	CT / RSR GA,GAA (mg/kg) / APS Organics	1700	250	1000	1000	ug/Kg
CI33132	$8100SMR	Indeno(1,2,3-cd)pyrene	CT / RSR GA,GAA (mg/kg) / APS Organics	1600	250	1000	1000	ug/Kg
CI33132	$8100SMR	Benzo(k)fluoranthene	CT / RSR GA,GAA (mg/kg) / Semivolatiles	2200	250	1000	1000	ug/Kg
CI33132	$8100SMR	Benzo(a)pyrene	CT / RSR GA,GAA (mg/kg) / Semivolatiles	1200	250	1000	1000	ug/Kg
CI33132	$8100SMR	Benz(a)anthracene	CT / RSR GA,GAA (mg/kg) / Semivolatiles	1400	250	1000	1000	ug/Kg
CI33132	$8100SMR	Benzo(b)fluoranthene	CT / RSR GA,GAA (mg/kg) / Semivolatiles	2500	250	1000	1000	ug/Kg
CI33132	$8100SMR	Benzo(ghi)perylene	CT / RSR GB (mg/kg) / APS Organics	1700	250	1000	1000	ug/Kg
CI33132	$8100SMR	Chrysene	CT / RSR GB (mg/kg) / APS Organics	2700	250	1000	1000	ug/Kg
CI33132	$8100SMR	Indeno(1,2,3-cd)pyrene	CT / RSR GB (mg/kg) / APS Organics	1600	250	1000	1000	ug/Kg
CI33132	$8100SMR	Benzo(a)pyrene	CT / RSR GB (mg/kg) / Semivolatiles	1200	250	1000	1000	ug/Kg
CI33132	$8100SMR	Benzo(k)fluoranthene	CT / RSR GB (mg/kg) / Semivolatiles	2200	250	1000	1000	ug/Kg
CI33132	$8100SMR	Benz(a)anthracene	CT / RSR GB (mg/kg) / Semivolatiles	1400	250	1000	1000	ug/Kg
CI33132	$8100SMR	Benzo(b)fluoranthene	CT / RSR GB (mg/kg) / Semivolatiles	2500	250	1000	1000	ug/Kg
CI33132	$ETPH_SMR	Ext. Petroleum H.C. (C9-C36)	CT / RSR DEC RES (mg/kg) / Pest/PCB/TPH	770	270	500	500	mg/Kg
CI33132	$ETPH_SMR	Ext. Petroleum H.C. (C9-C36)	CT / RSR GA,GAA (mg/kg) / Pesticides/TPH	770	270	500	500	mg/Kg
CI33133	$8270_TCLR	Benzo(a)pyrene	CT / RSR DEC I/C (mg/kg) / Semivolatiles	1100	260	1000	1000	ug/Kg
CI33133	$8270_TCLR	Benzo(a)pyrene	CT / RSR DEC RES (mg/kg) / Semivolatiles	1100	260	1000	1000	ug/Kg
CI33133	$8270_TCLR	1,2,4,5-Tetrachlorobenzene	CT / RSR GA,GAA (mg/kg) / APS Organics	ND	130	100	100	ug/Kg
CI33133	$8270_TCLR	Benzo(a)pyrene	CT / RSR GA,GAA (mg/kg) / Semivolatiles	1100	260	1000	1000	ug/Kg
CI33133	$8270_TCLR	Benzo(a)pyrene	CT / RSR GB (mg/kg) / Semivolatiles	1100	260	1000	1000	ug/Kg
CI33134	$8270_TCLR	Indeno(1,2,3-cd)pyrene	CT / RSR DEC RES (mg/kg) / APS Organics	1100	250	1000	1000	ug/Kg
CI33134	$8270_TCLR	1,2,4,5-Tetrachlorobenzene	CT / RSR GA,GAA (mg/kg) / APS Organics	ND	120	100	100	ug/Kg
CI33134	$8270_TCLR	Benzo(ghi)perylene	CT / RSR GA,GAA (mg/kg) / APS Organics	1100	250	1000	1000	ug/Kg
CI33134	$8270_TCLR	Chrysene	CT / RSR GA,GAA (mg/kg) / APS Organics	1100	250	1000	1000	ug/Kg
CI33134	$8270_TCLR	Indeno(1,2,3-cd)pyrene	CT / RSR GA,GAA (mg/kg) / APS Organics	1100	250	1000	1000	ug/Kg
CI33134	$8270_TCLR	Indeno(1,2,3-cd)pyrene	CT / RSR GB (mg/kg) / APS Organics	1100	250	1000	1000	ug/Kg
CI33134	$8270_TCLR	Benzo(ghi)perylene	CT / RSR GB (mg/kg) / APS Organics	1100	250	1000	1000	ug/Kg
CI33134	$8270_TCLR	Chrysene	CT / RSR GB (mg/kg) / APS Organics	1100	250	1000	1000	ug/Kg

Phoenix Laboratories does not assume responsibility for the data contained in this exceedance report. It is provided as an additional tool to identify requested criteria exceedences. All efforts are made to ensure the accuracy of the data (obtained from appropriate agencies). A lack of exceedence information does not necessarily suggest conformance to the criteria. It is ultimately the site professional's responsibility to determine appropriate compliance.

REASONABLE CONFIDENCE PROTOCOL
LABORATORY ANALYSIS QA/QC CERTIFICATION FORM

Laboratory Name: Phoenix Environmental Labs, Inc. ***Client:*** Tighe & Bond

Project Location: ROCKVILLE CONDUIT PROJECT ***Project Number:***

Laboratory Sample ID(s): CI33118-CI33134 ***Sampling Date(s):*** 5/17/2021, 5/18/2021

List RCP Methods Used (e.g., 8260, 8270, et cetera) 1311/1312, 6010, 7470/7471, 8081, 8082, 8151, 8260, 8270, ETPH, 9010/9012

1	**For each analytical method referenced in this laboratory report package, were all specified QA/QC performance criteria followed, including the requirement to explain any criteria falling outside of acceptable guidelines, as specified in the CT DEP method-specific Reasonable Confidence Protocol documents?**	☑ Yes ☐ No
1A	**Were the method specified preservation and holding time requirements met?**	☑ Yes ☐ No
1B	***VPH and EPH methods only:*** **Was the VPH or EPH method conducted without significant modifications (see section 11.3 of respective RCP methods)**	☐ Yes ☐ No ☑ NA
2	**Were all samples received by the laboratory in a condition consistent with that described on the associated Chain-of-Custody document(s)?**	☑ Yes ☐ No
3	**Were samples received at an appropriate temperature (< 6 Degrees C)?**	☑ Yes ☐ No ☐ NA
4	**Were all QA/QC performance criteria specified in the Reasonable Confidence Protocol documents acheived? See Sections: Herbicide Narration, ICP Narration, Mercury Narration, PCB Narration, SVOA Narration, VOA Narration.**	☐ Yes ☑ No
5	**a) Were reporting limits specified or referenced on the chain-of-custody?** **b) Were these reporting limits met?**	☑ Yes ☐ No ☐ Yes ☑ No
6	**For each analytical method referenced in this laboratory report package, were results reported for all constituents identified in the method-specific analyte lists presented in the Reasonable Confidence Protocol documents?**	☐ Yes ☑ No
7	**Are project-specific matrix spikes and laboratory duplicates included in the data set?**	☑ Yes ☐ No

Notes: For all questions to which the response was "No" (with the exception of question #7), additional information must be provided in an attached narrative. If the answer to question #1, #1A or 1B is "No", the data package does not meet the requirements for "Reasonable Confidence". This form may not be altered and all questions must be answered.

I, the undersigned, attest under the pains and penalties of perjury that, to the best of my knowledge and belief and based upon my personal inquiry of those responsible for providing the information contained in this analytical report, such information is accurate and complete.

Authorized Signature: _____ **Position:** Assistant Lab Director

Printed Name: Greg Lawrence **Date:** Thursday, June 10, 2021

Name of Laboratory Phoenix Environmental Labs, Inc.

This certification form is to be used for RCP methods only.

CTDEP RCP Laboratory Analysis QA/QC Certification Form - November 2007
Laboratory Quality Assurance and Quality Control Guidance Reasonable Confidence Protocols

Environmental Laboratories, Inc.
587 East Middle Turnpike, P.O.Box 370, Manchester, CT 06045
Tel. (860) 645-1102 Fax (860) 645-0823

ACCREDITED IN ACCORDANCE WITH nelac NY # 11301

RCP Certification Report

June 10, 2021

SDG I.D.: GCI33118

SDG Comments

Metals Analysis: CI33133, CI33134
The client requested a site specific list of elements which is shorter than the 6010 RCP list. The following analytes from the 6010 RCP Metals list were not reported: Antimony, Beryllium, Copper, Nickel, Thallium, Vanadium, Zinc.

8260 Volatile Organics: CI33133, CI33134
The client requested a short list for 8260 RCP Volatiles. Only the EPA TCL volatile organic constituents are reported as requested on the chain-of-custody.

8270 Semi-volatile Organics:
The client requested a short list for 8270 RCP Semivolatile. Only the PAH constituents are reported as requested on the chain-of-custody.

Not all requested reporting levels were achieved due to the presence of target and non target compounds. Please refer to the Sample Criteria Exceedances section of this report.

Cyanide Narration

Were all QA/QC performance criteria specified in the Reasonable Confidence Protocol documents achieved? Yes.

Instrument:

LACHAT 05/19/21-1 Eric Geyer, Chemist 05/19/21

CI33125 , CI33126 , CI33127 , CI33128 , CI33129 , CI33133 , CI33134

The samples were distilled in accordance with the method.
The initial calibration met criteria.

The calibration check standards (ICV,CCV) were within 15% of true value and were analyzed at a frequencey of one per ten samples.
The continuing calibration blanks (ICB,CCB) had concentrations less than the reporting level.

The method blank, laboratory control sample (LCS), and matrix spike were distilled with the samples.

LACHAT 05/21/21-1 Eric Geyer, Chemist 05/21/21

CI33130 , CI33131 , CI33132 , CI33133 , CI33134

The samples were distilled in accordance with the method.
The initial calibration met criteria.

The calibration check standards (ICV,CCV) were within 15% of true value and were analyzed at a frequencey of one per ten samples.
The continuing calibration blanks (ICB,CCB) had concentrations less than the reporting level.

The method blank, laboratory control sample (LCS), and matrix spike were distilled with the samples.

QC (Batch Specific):

Batch 575865 (CI32516)

CI33125, CI33126, CI33127, CI33128, CI33129

All LCS recoveries were within 80 - 120 with the following exceptions: None.
Additional: LCS acceptance range is 80-120% for soils MS acceptance range 75-125% for soils

Environmental Laboratories, Inc.
587 East Middle Turnpike, P.O.Box 370, Manchester, CT 06045
Tel. (860) 645-1102 Fax (860) 645-0823

RCP Certification Report

June 10, 2021

SDG I.D.: GCI33118

Cyanide Narration

Batch 575919 (CI32854)

CI33133, CI33134

All LCS recoveries were within 80 - 120 with the following exceptions: None.
Additional: LCS acceptance range is 80-120% for soils MS acceptance range 75-125% for soils

QC (Site Specific):

Batch 576206 (CI33130)

CI33130, CI33131, CI33132, CI33133, CI33134

All LCS recoveries were within 80 - 120 with the following exceptions: None.
All MS recoveries were within 75 - 125 with the following exceptions: None.
Additional: LCS acceptance range is 80-120% for soils MS acceptance range 75-125% for soils

ETPH Narration

Were all QA/QC performance criteria specified in the Reasonable Confidence Protocol documents achieved? Yes.

Instrument:

AU-FID1 05/19/21-1 Jeff Bucko, Chemist 05/19/21

CI33118 (5X), CI33119 (5X), CI33125 (5X), CI33127 (5X), CI33131 (5X), CI33132 (5X), CI33133 (5X), CI33134 (5X)

The initial calibration (ETPH405I) RSD for the compound list was less than 30% except for the following compounds: None.
As per section 7.2.3, a discrimination check standard was run (519A003_1) and contained the following outliers: None.
The continuing calibration %D for the compound list was less than 30% except for the following compounds:None.

AU-FID84 05/19/21-1 Jeff Bucko, Chemist 05/19/21

CI33120 (1X), CI33122 (1X), CI33123 (1X)

The initial calibration (ETPH503I) RSD for the compound list was less than 30% except for the following compounds: None.
As per section 7.2.3, a discrimination check standard was run (519A003_1) and contained the following outliers: None.
The continuing calibration %D for the compound list was less than 30% except for the following compounds:None.

AU-XL1 05/18/21-1 Jeff Bucko, Chemist 05/18/21

CI33121 (1X)

The initial calibration (ETPH506I) RSD for the compound list was less than 30% except for the following compounds: None.
As per section 7.2.3, a discrimination check standard was run (518A003_1) and contained the following outliers: None.
The continuing calibration %D for the compound list was less than 30% except for the following compounds:None.

AU-XL1 05/19/21-1 Jeff Bucko, Chemist 05/19/21

CI33124 (1X), CI33126 (1X), CI33128 (1X), CI33129 (1X), CI33130 (1X)

The initial calibration (ETPH506I) RSD for the compound list was less than 30% except for the following compounds: None.
As per section 7.2.3, a discrimination check standard was run (519A003_1) and contained the following outliers: None.
The continuing calibration %D for the compound list was less than 30% except for the following compounds:None.

QC (Batch Specific):

Batch 575822 (CI32919)

CI33118, CI33119, CI33120, CI33121, CI33122

All LCS recoveries were within 60 - 120 with the following exceptions: None.
All LCSD recoveries were within 60 - 120 with the following exceptions: None.

Environmental Laboratories, Inc.
587 East Middle Turnpike, P.O.Box 370, Manchester, CT 06045
Tel. (860) 645-1102 Fax (860) 645-0823

NY # 11301

RCP Certification Report

June 10, 2021

SDG I.D.: GCI33118

ETPH Narration

All LCS/LCSD RPDs were less than 30% with the following exceptions: None.
Additional surrogate criteria: LCS acceptance range is 60-120% MS acceptance range 50-150%. The ETPH/DRO LCS has been normalized based on the alkane calibration.

QC (Site Specific):

Batch 575852 (CI33126)

CI33123, CI33124, CI33125, CI33126, CI33127, CI33128, CI33129, CI33130, CI33131, CI33132, CI33133, CI33134

All LCS recoveries were within 60 - 120 with the following exceptions: None.
All LCSD recoveries were within 60 - 120 with the following exceptions: None.
All LCS/LCSD RPDs were less than 30% with the following exceptions: None.
All MS recoveries were within 50 - 150 with the following exceptions: None.
All MSD recoveries were within 50 - 150 with the following exceptions: None.
All MS/MSD RPDs were less than 30% with the following exceptions: None.
Additional surrogate criteria: LCS acceptance range is 60-120% MS acceptance range 50-150%. The ETPH/DRO LCS has been normalized based on the alkane calibration.

Herbicide Narration

Were all QA/QC performance criteria specified in the Reasonable Confidence Protocol documents achieved? No.

QC Batch 575820 (Samples: CI33118, CI33120, CI33121, CI33122, CI33133, CI33134): -----

The LCS/LCSD recovery is below the method criteria. A low bias for this analyte is possible. (2,4-DB)

Instrument:

AU-ECD2 05/19/21-1 Jeff Bucko, Chemist 05/19/21

CI33118 (10X), CI33121 (10X), CI33122 (10X), CI33133 (10X), CI33134 (10X)

The initial calibration (HRB510AI) RSD for the compound list was less than 20% except for the following compounds: None.
The initial calibration (HRB510BI) RSD for the compound list was less than 20% except for the following compounds: None.
The continuing calibration %D for the compound list was less than 15% except for the following compounds:None.

AU-ECD2 05/20/21-1 Jeff Bucko, Chemist 05/20/21

CI33120 (20X)

The initial calibration (HRB510AI) RSD for the compound list was less than 20% except for the following compounds: None.
The initial calibration (HRB510BI) RSD for the compound list was less than 20% except for the following compounds: None.
The continuing calibration %D for the compound list was less than 15% except for the following compounds:None.

QC (Batch Specific):

Batch 575820 (CI32854)

CI33118, CI33120, CI33121, CI33122, CI33133, CI33134

All LCS recoveries were within 40 - 140 with the following exceptions: 2,4-DB(31%)
All LCSD recoveries were within 40 - 140 with the following exceptions: 2,4-DB(33%)
All LCS/LCSD RPDs were less than 30% with the following exceptions: None.
Additional criteria: LCS acceptance range is 40-140% MS acceptance range 30-150%.

Mercury Narration

Environmental Laboratories, Inc.
587 East Middle Turnpike, P.O.Box 370, Manchester, CT 06045
Tel. (860) 645-1102 Fax (860) 645-0823

ACCREDITED IN ACCORDANCE WITH nelac NY # 11301

Certification Report

June 10, 2021

SDG I.D.: GCI33118

Mercury Narration

Were all QA/QC performance criteria specified in the analytical method achieved? No.

QC Batch 575924 (Samples: CI33118, CI33119, CI33120, CI33121, CI33122, CI33123, CI33124, CI33125, CI33126, CI33127, CI33128): -----

The Sample/Duplicate RPD exceeds the method criteria, therefore there may be variability in the reported result. (Mercury)

Instrument:

MERLIN 05/19/21 08:28 Alex Purdue, Mike Hornak, Chemist 05/19/21

CI33118, CI33119, CI33120, CI33121, CI33122, CI33123, CI33124, CI33125, CI33126, CI33127, CI33128

The method preparation blank, ICB, and CCBs contain all of the acids and reagents as the samples.
The initial calibration met all criteria including a standard run at or below the reporting level.
All calibration verification standards (ICV, CCV) met criteria.
All calibration blank verification standards (ICB, CCB) met criteria.
The matrix spike sample is used to identify spectral interference for each batch of samples, if within 85-115%, no interference is observed and no further action is taken.
The following Initial Calibration Verification (ICV) compounds did not meet criteria: None.
The following Continuing Calibration Verification (CCV) compounds did not meet criteria: None.

MERLIN 05/20/21 07:10 Alex Purdue, Mike Hornak, Chemist 05/20/21

CI33129, CI33130, CI33131, CI33132, CI33133, CI33134

The method preparation blank, ICB, and CCBs contain all of the acids and reagents as the samples.
The initial calibration met all criteria including a standard run at or below the reporting level.
All calibration verification standards (ICV, CCV) met criteria.
All calibration blank verification standards (ICB, CCB) met criteria.
The matrix spike sample is used to identify spectral interference for each batch of samples, if within 85-115%, no interference is observed and no further action is taken.
The following Initial Calibration Verification (ICV) compounds did not meet criteria: None.
The following Continuing Calibration Verification (CCV) compounds did not meet criteria: None.

MERLIN 06/08/21 14:47 Alex Purdue, Mike Hornak, Chemist 06/08/21

CI33121, CI33122, CI33125, CI33131

The method preparation blank, ICB, and CCBs contain all of the acids and reagents as the samples.
The initial calibration met all criteria including a standard run at or below the reporting level.
All calibration verification standards (ICV, CCV) met criteria.
All calibration blank verification standards (ICB, CCB) met criteria.
The matrix spike sample is used to identify spectral interference for each batch of samples, if within 85-115%, no interference is observed and no further action is taken.
The following Initial Calibration Verification (ICV) compounds did not meet criteria: None.
The following Continuing Calibration Verification (CCV) compounds did not meet criteria: None.

QC (Batch Specific):

Batch 575924 (CI32854)

CI33118, CI33119, CI33120, CI33121, CI33122, CI33123, CI33124, CI33125, CI33126, CI33127, CI33128

All LCS recoveries were within 70 - 130 with the following exceptions: None.
All LCSD recoveries were within 70 - 130 with the following exceptions: None.
All LCS/LCSD RPDs were less than 30% with the following exceptions: None.
Additional Mercury criteria: LCS acceptance range for waters is 80-120% and for soils is 70-130%. MS acceptance range is 75-

Environmental Laboratories, Inc.
587 East Middle Turnpike, P.O.Box 370, Manchester, CT 06045
Tel. (860) 645-1102 Fax (860) 645-0823

NY # 11301

Certification Report

June 10, 2021

SDG I.D.: GCI33118

Mercury Narration

125%.

Batch 575928 (CI32883)

CI33119, CI33123, CI33124

All LCS recoveries were within 80 - 120 with the following exceptions: None.
Additional Mercury criteria: LCS acceptance range for waters is 80-120% and for soils is 70-130%. MS acceptance range is 75-125%.

QC (Site Specific):

Batch 575973 (CI33129)

CI33129, CI33130, CI33131, CI33132, CI33133, CI33134

All LCS recoveries were within 70 - 130 with the following exceptions: None.
All LCSD recoveries were within 70 - 130 with the following exceptions: None.
All LCS/LCSD RPDs were less than 30% with the following exceptions: None.
All MS recoveries were within 75 - 125 with the following exceptions: None.
All MSD recoveries were within 75 - 125 with the following exceptions: None.
All MS/MSD RPDs were less than 30% with the following exceptions: None.
Additional Mercury criteria: LCS acceptance range for waters is 80-120% and for soils is 70-130%. MS acceptance range is 75-125%.

Batch 578417 (CI33121)

CI33121, CI33122, CI33125, CI33131

All LCS recoveries were within 80 - 120 with the following exceptions: None.
All MS recoveries were within 75 - 125 with the following exceptions: None.
Additional Mercury criteria: LCS acceptance range for waters is 80-120% and for soils is 70-130%. MS acceptance range is 75-125%.

ICP Metals Narration

Were all QA/QC performance criteria specified in the analytical method achieved? No.

QC Batch 575833 (Samples: CI33118, CI33119, CI33120, CI33121, CI33122, CI33123, CI33124, CI33125, CI33126, CI33127, CI33128, CI33129, CI33130, CI33131, CI33132, CI33133, CI33134): -----

The Sample/Duplicate RPD exceeds the method criteria for one analyte, therefore there may be variability in the reported result. (Copper)

Instrument:

ARCOS-2 05/19/21 09:52 Cindy Pearce, Tina Hall, Chemist 05/19/21

CI33118, CI33119, CI33120, CI33121, CI33122, CI33123, CI33124, CI33125, CI33126, CI33127, CI33128, CI33129, CI33130, CI33131, CI33132, CI33133, CI33134

The linear range is defined daily by the calibration range.
The following Initial Calibration Verification (ICV) compounds did not meet criteria: None.
The following Continuing Calibration Verification (CCV) compounds did not meet criteria: None.
The following ICP Interference Check (ICSAB) compounds did not meet criteria: None.

ARCOS-2 06/04/21 07:51 Cindy Pearce, Tina Hall, Chemist 06/04/21

CI33121

Environmental Laboratories, Inc.
587 East Middle Turnpike, P.O.Box 370, Manchester, CT 06045
Tel. (860) 645-1102 Fax (860) 645-0823

NY # 11301

Certification Report

June 10, 2021

SDG I.D.: GCI33118

ICP Metals Narration

The linear range is defined daily by the calibration range.
The following Initial Calibration Verification (ICV) compounds did not meet criteria: None.
The following Continuing Calibration Verification (CCV) compounds did not meet criteria: None.
The following ICP Interference Check (ICSAB) compounds did not meet criteria: None.

BLUE 06/09/21 08:55 Emily Kolominskaya, Chemist 06/09/21

CI33121, CI33122, CI33125, CI33131

The initial calibration met criteria.
The continuing calibration standards met criteria for all the elements reported. The linear range is defined daily by the calibration range.
The continuing calibration blanks were less than the reporting level for the elements reported.
The ICSA and ICSAB were analyzed at the beginning and end of the run and were within criteria.The linear range is defined daily by the calibration range.
The following Initial Calibration Verification (ICV) compounds did not meet criteria: None.
The following Continuing Calibration Verification (CCV) compounds did not meet criteria: None.
The following ICP Interference Check (ICSAB) compounds did not meet criteria: None.

QC (Site Specific):

Batch 575833 (CI33118)

CI33118, CI33119, CI33120, CI33121, CI33122, CI33123, CI33124, CI33125, CI33126, CI33127, CI33128, CI33129, CI33130, CI33131, CI33132, CI33133, CI33134

All LCS recoveries were within 75 - 125 with the following exceptions: None.
All LCSD recoveries were within 75 - 125 with the following exceptions: None.
All LCS/LCSD RPDs were less than 35% with the following exceptions: None.
All MS recoveries were within 75 - 125 with the following exceptions: None.
Additional Criteria: LCS acceptance range is 80-120% MS acceptance range 75-125%.

Batch 578031 (CI33121)

CI33121

All LCS recoveries were within 80 - 120 with the following exceptions: None.
All LCSD recoveries were within 80 - 120 with the following exceptions: None.
All LCS/LCSD RPDs were less than 20% with the following exceptions: None.
All MS recoveries were within 75 - 125 with the following exceptions: None.
Additional Criteria: LCS acceptance range is 80-120% MS acceptance range 75-125%.

Batch 578415 (CI33121)

CI33121, CI33122, CI33125, CI33131

All LCS recoveries were within 80 - 120 with the following exceptions: None.
All LCSD recoveries were within 80 - 120 with the following exceptions: None.
All LCS/LCSD RPDs were less than 20% with the following exceptions: None.
All MS recoveries were within 75 - 125 with the following exceptions: None.
Additional Criteria: LCS acceptance range is 80-120% MS acceptance range 75-125%.

PCB Narration

Environmental Laboratories, Inc.
587 East Middle Turnpike, P.O.Box 370, Manchester, CT 06045
Tel. (860) 645-1102 Fax (860) 645-0823

ACCREDITED IN ACCORDANCE WITH nelac NY # 11301

RCP Certification Report

June 10, 2021

SDG I.D.: GCI33118

PCB Narration

Were all QA/QC performance criteria specified in the Reasonable Confidence Protocol documents achieved? No.

QC Batch 576176 (Samples: CI33120, CI33125): -----

The LCS/LCSD RPD exceeds the method criteria for one surrogate. The RPD for the other surrogate and the target analytes is acceptable. No significant bias is suspected. (% TCMX (Surrogate Rec), % TCMX (Surrogate Rec) (Confirmation))

Instrument:

AU-ECD1 05/19/21-1 Saadia Chudary, Chemist 05/19/21

CI33118 (10X), CI33127 (10X)

The initial calibration (PC506AI) RSD for the compound list was less than 20% except for the following compounds: None.
The initial calibration (PC506BI) RSD for the compound list was less than 20% except for the following compounds: None.
The continuing calibration %D for the compound list was less than 15% except for the following compounds:None.

AU-ECD1 05/21/21-1 Saadia Chudary, Chemist 05/21/21

CI33120 (10X), CI33125 (10X)

The initial calibration (PC506AI) RSD for the compound list was less than 20% except for the following compounds: None.
The initial calibration (PC506BI) RSD for the compound list was less than 20% except for the following compounds: None.
The continuing calibration %D for the compound list was less than 15% except for the following compounds:None.

AU-ECD24 05/19/21-1 Saadia Chudary, Chemist 05/19/21

CI33122 (10X), CI33126 (10X), CI33128 (10X), CI33129 (10X), CI33130 (10X), CI33133 (10X), CI33134 (10X)

The initial calibration (PC422AI) RSD for the compound list was less than 20% except for the following compounds: None.
The initial calibration (PC422BI) RSD for the compound list was less than 20% except for the following compounds: None.
The continuing calibration %D for the compound list was less than 15% except for the following compounds:None.

AU-ECD3 05/19/21-1 Saadia Chudary, Chemist 05/19/21

CI33121 (10X), CI33131 (10X), CI33132 (10X)

The initial calibration (PC518AI) RSD for the compound list was less than 20% except for the following compounds: None.
The initial calibration (PC518BI) RSD for the compound list was less than 20% except for the following compounds: None.
The continuing calibration %D for the compound list was less than 15% except for the following compounds:None.

QC (Batch Specific):

Batch 575836 (CI31702)

CI33118, CI33121, CI33122, CI33126, CI33127, CI33128, CI33129, CI33130, CI33131, CI33132, CI33133, CI33134

All LCS recoveries were within 40 - 140 with the following exceptions: None.
All LCSD recoveries were within 40 - 140 with the following exceptions: None.
All LCS/LCSD RPDs were less than 30% with the following exceptions: None.

QC (Site Specific):

Batch 576176 (CI33125)

CI33120, CI33125

All LCS recoveries were within 40 - 140 with the following exceptions: None.
All LCSD recoveries were within 40 - 140 with the following exceptions: None.
All LCS/LCSD RPDs were less than 30% with the following exceptions: % TCMX (Surrogate Rec)(53.7%), % TCMX (Surrogate Rec) (Confirmation)(55.4%)

Environmental Laboratories, Inc.
587 East Middle Turnpike, P.O.Box 370, Manchester, CT 06045
Tel. (860) 645-1102 Fax (860) 645-0823

NY # 11301

RCP Certification Report

June 10, 2021

SDG I.D.: GCI33118

PCB Narration

All MS recoveries were within 40 - 140 with the following exceptions: None.
All MSD recoveries were within 40 - 140 with the following exceptions: None.
All MS/MSD RPDs were less than 30% with the following exceptions: None.

PEST Narration

Were all QA/QC performance criteria specified in the Reasonable Confidence Protocol documents achieved? Yes.

Instrument:

AU-ECD4 05/20/21-1 Chelsey Guerette, Chemist 05/20/21

CI33118 (2X), CI33121 (2X), CI33122 (2X), CI33133 (2X), CI33134 (2X)

The initial calibration (PS514AI) RSD for the compound list was less than 20% except for the following compounds: None.
The initial calibration (PS514BI) RSD for the compound list was less than 20% except for the following compounds: None.
The Endrin and DDT breakdown does not exceed 15% except for the following compounds:None.
The Endrin and DDT breakdown does not exceed the maximum of 20% except for the following compounds:None.
The continuing calibration %D for the compound list was less than 20% except for the following compounds:None.

AU-ECD7 05/21/21-1 Chelsey Guerette, Chemist 05/21/21

CI33120 (2X)

The initial calibration (PS0520AI) RSD for the compound list was less than 20% except for the following compounds: None.
The initial calibration (PS0520BI) RSD for the compound list was less than 20% except for the following compounds: None.
The Endrin and DDT breakdown does not exceed 15% except for the following compounds:None.
The Endrin and DDT breakdown does not exceed the maximum of 20% except for the following compounds:None.
The continuing calibration %D for the compound list was less than 20% except for the following compounds:
Samples: CI33120
Preceding CC 521A004 - None.
Succeeding CC 521A012 - Endosulfan II -21%L (20%)
A low "1A" standard was run after the samples to demonstrate capability to detect any compounds outside of the CC acceptance criteria. All reported samples were ND for the affected compounds.

QC (Batch Specific):

Batch 576005 (CI34731)

CI33118, CI33120, CI33121, CI33122, CI33133, CI33134

All LCS recoveries were within 40 - 140 with the following exceptions: None.
All LCSD recoveries were within 40 - 140 with the following exceptions: None.
All LCS/LCSD RPDs were less than 30% with the following exceptions: None.

SVOA Narration

Environmental Laboratories, Inc.
587 East Middle Turnpike, P.O.Box 370, Manchester, CT 06045
Tel. (860) 645-1102 Fax (860) 645-0823

ACCREDITED IN ACCORDANCE WITH nelac NY # 11301

RCP Certification Report

June 10, 2021

SDG I.D.: GCI33118

SVOA Narration

Were all QA/QC performance criteria specified in the Reasonable Confidence Protocol documents achieved? No.

QC Batch 575819 (Samples: CI33133, CI33134): -----

The LCS/LCSD recovery is acceptable. One analyte in the site specific matrix spike is below the method criteria, therefore a low bias is likely. (3,3''-Dichlorobenzidine)

The LCS/LCSD recovery is acceptable. One analyte in the site specific matrix spike is below the lower range. A low bias is possible. (4-Chloroaniline)

QC Batch 575842 (Samples: CI33132): -----

Due to the concentration in the unspiked sample the MS recovery is above the upper range. No significant bias is suspected. (Phenanthrene)

The MS/MSD RPD exceeds the method criteria for one or more analytes, therefore there may be variability in the reported result. (Benz(a)anthracene, Benzo(a)pyrene, Phenanthrene)

Instrument:

CHEM06 05/19/21-2 Wes Bryon, Chemist 05/19/21

CI33131 (10X)

For 8270 full list, the DDT breakdown and pentachlorophenol & benzidine peak tailing were evaluated in the DFTPP tune and were found to be in control.
For 8270 BN list, benzidine peak tailing was evaluated in the DFTPP tune and was found to be in control.

Initial Calibration Evaluation (CHEM06/6_BN_0429):
100% of target compounds met criteria.
The following compounds had %RSDs >20%: None.
The following compounds did not meet recommended response factors: None.
The following compounds did not meet a minimum response factors: None.

Continuing Calibration Verification (CHEM06/0519_03-6_BN_0429):
Internal standard areas were within 50 to 200% of the initial calibration with the following exceptions: None.
100% of target compounds met criteria.
The following compounds did not meet % deviation criteria: None.
The following compounds did not meet maximum % deviations: None.
The following compounds did not meet recommended response factors: None.
The following compounds did not meet minimum response factors: None.

CHEM19 05/18/21-3 Wes Bryon, Chemist 05/18/21

CI33118 (5X), CI33119 (5X), CI33120 (5X), CI33121 (1X), CI33122 (1X), CI33123 (1X), CI33124 (1X), CI33125 (1X), CI33126 (1X), CI33127 (1X), CI33128 (1X), CI33129 (1X), CI33130 (1X), CI33131 (1X)

For 8270 full list, the DDT breakdown and pentachlorophenol & benzidine peak tailing were evaluated in the DFTPP tune and were found to be in control.
For 8270 BN list, benzidine peak tailing was evaluated in the DFTPP tune and was found to be in control.

Initial Calibration Evaluation (CHEM19/19_BN_0504):
100% of target compounds met criteria.
The following compounds had %RSDs >20%: None.

Environmental Laboratories, Inc.
587 East Middle Turnpike, P.O.Box 370, Manchester, CT 06045
Tel. (860) 645-1102 Fax (860) 645-0823

NY # 11301

RCP Certification Report

June 10, 2021

SDG I.D.: GCI33118

SVOA Narration

The following compounds did not meet recommended response factors: None.
The following compounds did not meet a minimum response factors: None.

Continuing Calibration Verification (CHEM19/0518_14-19_BN_0504):
Internal standard areas were within 50 to 200% of the initial calibration with the following exceptions: None.
100% of target compounds met criteria.
The following compounds did not meet % deviation criteria: None.
The following compounds did not meet maximum % deviations: None.
The following compounds did not meet recommended response factors: None.
The following compounds did not meet minimum response factors: None.

CHEM19 05/20/21-1 Wes Bryon, Chemist 05/20/21

CI33131 (100X)

For 8270 full list, the DDT breakdown and pentachlorophenol & benzidine peak tailing were evaluated in the DFTPP tune and were found to be in control.
For 8270 BN list, benzidine peak tailing was evaluated in the DFTPP tune and was found to be in control.

Initial Calibration Evaluation (CHEM19/19_SPLIT_0504):
100% of target compounds met criteria.
The following compounds had %RSDs >20%: None.
The following compounds did not meet recommended response factors: None.
The following compounds did not meet a minimum response factors: None.

Continuing Calibration Verification (CHEM19/0520_03-19_SPLIT_0504):
Internal standard areas were within 50 to 200% of the initial calibration with the following exceptions: None.
100% of target compounds met criteria.
The following compounds did not meet % deviation criteria: None.
The following compounds did not meet maximum % deviations: None.
The following compounds did not meet recommended response factors: None.
The following compounds did not meet minimum response factors: None.

CHEM28 05/18/21-1 Matt Richard, Chemist 05/18/21

CI33133 (1X), CI33134 (1X)

For 8270 full list, the DDT breakdown and pentachlorophenol & benzidine peak tailing were evaluated in the DFTPP tune and were found to be in control.
For 8270 BN list, benzidine peak tailing was evaluated in the DFTPP tune and was found to be in control.

Initial Calibration Evaluation (CHEM28/28_SPLIT_0506):
100% of target compounds met criteria.
The following compounds had %RSDs >20%: None.
The following compounds did not meet recommended response factors: % 2,4,6-Tribromophenol 0.045 (0.05), Hexachlorobenzene 0.073 (0.1)
The following compounds did not meet a minimum response factors: % 2,4,6-Tribromophenol 0.045 (0.05)

Continuing Calibration Verification (CHEM28/0518_03-28_SPLIT_0506):
Internal standard areas were within 50 to 200% of the initial calibration with the following exceptions: None.
99% of target compounds met criteria.
The following compounds did not meet % deviation criteria: N-Nitrosodimethylamine 33%L (30%)
The following compounds did not meet maximum % deviations: None.
The following compounds did not meet recommended response factors: Bis(2-chloroethyl)ether 0.667 (0.7), Hexachlorobenzene

Environmental Laboratories, Inc.
587 East Middle Turnpike, P.O.Box 370, Manchester, CT 06045
Tel. (860) 645-1102 Fax (860) 645-0823

ACCREDITED IN ACCORDANCE WITH nelac NY # 11301

RCP Certification Report

June 10, 2021

SDG I.D.: GCI33118

SVOA Narration

0.075 (0.1)
The following compounds did not meet minimum response factors: None.

CHEM36 05/18/21-1 Matt Richard, Chemist 05/18/21

CI33132 (1X)

Initial Calibration Evaluation (CHEM36/36_BN_0326):
100% of target compounds met criteria.
The following compounds had %RSDs >20%: None.
The following compounds did not meet recommended response factors: None.
The following compounds did not meet a minimum response factors: None.

Continuing Calibration Verification (CHEM36/0518_03-36_BN_0326):
Internal standard areas were within 50 to 200% of the initial calibration with the following exceptions: None.
100% of target compounds met criteria.
The following compounds did not meet % deviation criteria: None.
The following compounds did not meet maximum % deviations: None.
The following compounds did not meet recommended response factors: None.
The following compounds did not meet minimum response factors: None.

QC (Batch Specific):

Batch 575840 (CI33245)

CI33118, CI33119, CI33120, CI33121, CI33122, CI33123, CI33124, CI33125, CI33126, CI33127, CI33128, CI33129, CI33130, CI33131

All LCS recoveries were within 40 - 140 with the following exceptions: None.
All LCSD recoveries were within 40 - 140 with the following exceptions: None.
All LCS/LCSD RPDs were less than 30% with the following exceptions: None.
Additional 8270 criteria: 20% of compounds can be outside of acceptance criteria as long as recovery is at least 10%. (Acid surrogates acceptance range for aqueous samples: 15-110%, for soils 30-130%)

QC (Site Specific):

Batch 575819 (CI33134)

CI33133, CI33134

All LCS recoveries were within 40 - 140 with the following exceptions: None.
All LCSD recoveries were within 40 - 140 with the following exceptions: None.
All LCS/LCSD RPDs were less than 30% with the following exceptions: None.
All MS recoveries were within 40 - 140 with the following exceptions: 3,3'-Dichlorobenzidine(<10%), 4-Chloroaniline(37%)
All MSD recoveries were within 40 - 140 with the following exceptions: 3,3'-Dichlorobenzidine(13%)
All MS/MSD RPDs were less than 30% with the following exceptions: None.
A matrix effect is suspected when a MS/MSD recovery is outside of criteria. No further action is required if LCS/LCSD compounds are within criteria.
Additional 8270 criteria: 20% of compounds can be outside of acceptance criteria as long as recovery is at least 10%. (Acid surrogates acceptance range for aqueous samples: 15-110%, for soils 30-130%)

Batch 575842 (CI33132)

CI33132

All LCS recoveries were within 40 - 140 with the following exceptions: None.
All MS recoveries were within 40 - 140 with the following exceptions: Phenanthrene(195%)
All MSD recoveries were within 40 - 140 with the following exceptions: None.

Environmental Laboratories, Inc.
587 East Middle Turnpike, P.O.Box 370, Manchester, CT 06045
Tel. (860) 645-1102 Fax (860) 645-0823

ACCREDITED IN ACCORDANCE WITH nelac NY # 11301

RCP Certification Report

June 10, 2021

SDG I.D.: GCI33118

SVOA Narration

All MS/MSD RPDs were less than 30% with the following exceptions: Benz(a)anthracene(46.5%), Benzo(a)pyrene(42.7%), Phenanthrene(81.6%)
A matrix effect is suspected when a MS/MSD recovery is outside of criteria. No further action is required if LCS/LCSD compounds are within criteria.
This batch consists of a Blank, LCS, MS and MSD. The LCSD was reported as the LCS.
Additional 8270 criteria: 20% of compounds can be outside of acceptance criteria as long as recovery is at least 10%. (Acid surrogates acceptance range for aqueous samples: 15-110%, for soils 30-130%)

VOA Narration

Were all QA/QC performance criteria specified in the Reasonable Confidence Protocol documents achieved? No.

QC Batch 575951 (Samples: CI33122, CI33125, CI33126, CI33127, CI33128, CI33129, CI33130, CI33131, CI33132): -----

The LCS recovery is above the upper range for one or more analytes that were not reported in the sample(s), therefore no significant bias is suspected. (1,1,1,2-Tetrachloroethane, 1,2-Dibromo-3-chloropropane, Bromoform, Carbon tetrachloride, Dibromochloromethane, Hexachlorobutadiene)

The LCSD recovery is below the method criteria. All of the other QC is acceptable, therefore no significant bias is suspected. (Acrylonitrile, Chloromethane)

Instrument:

CHEM03 05/19/21-1 Jane Li, Chemist 05/19/21

CI33125 (50X)

Initial Calibration Evaluation (CHEM03/VT-L050621):
95% of target compounds met criteria.
The following compounds had %RSDs >20%: None.
The following compounds did not meet Table 4 recommended minimum response factors: None.
The following compounds did not meet the minimum response factor of 0.05: None.

Continuing Calibration Verification (CHEM03/0519_02-VT-L050621):
Internal standard areas were within 50 to 200% of the initial calibration with the following exceptions: None.
100% of target compounds met criteria.
The following compounds did not meet % deviation criteria: None.
The following compounds did not meet maximum % deviations: None.
The following compounds did not meet Table 4 recommended minimum response factors: None.

CHEM18 05/18/21-2 Jane Li, Chemist 05/18/21

CI33122 (1X), CI33125 (1X), CI33126 (1X), CI33127 (1X), CI33128 (1X), CI33129 (1X), CI33130 (1X), CI33131 (1X), CI33132 (1X, 50X)

Initial Calibration Evaluation (CHEM18/VT-M051121P):
93% of target compounds met criteria.
The following compounds had %RSDs >20%: 1,2-Dibromo-3-chloropropane 21% (20%), Acetone 23% (20%), Bromoform 25% (20%), Bromomethane 21% (20%), Methylene chloride 23% (20%), trans-1,4-dichloro-2-butene 26% (20%)
The following compounds did not meet Table 4 recommended minimum response factors: None.
The following compounds did not meet the minimum response factor of 0.05: None.

Continuing Calibration Verification (CHEM18/0518_05-VT-M051121P):
Internal standard areas were within 50 to 200% of the initial calibration with the following exceptions: None.
98% of target compounds met criteria.

Environmental Laboratories, Inc.
587 East Middle Turnpike, P.O.Box 370, Manchester, CT 06045
Tel. (860) 645-1102 Fax (860) 645-0823

RCP Certification Report

June 10, 2021

SDG I.D.: GCI33118

VOA Narration

The following compounds did not meet % deviation criteria: Bromoform 31%H (30%), Chloromethane 36%L (30%)
The following compounds did not meet maximum % deviations: None.
The following compounds did not meet Table 4 recommended minimum response factors: None.

CHEM31 05/18/21-2 Jane Li, Chemist 05/18/21

CI33133 (1X), CI33134 (1X, 50X)

Initial Calibration Evaluation (CHEM31/VT-L051321):
98% of target compounds met criteria.
The following compounds had %RSDs >20%: Methylene chloride 25% (20%)
The following compounds did not meet Table 4 recommended minimum response factors: Acetone 0.078 (0.1), Tetrachloroethene 0.167 (0.2)
The following compounds did not meet the minimum response factor of 0.05: None.

Continuing Calibration Verification (CHEM31/0518_05-VT-L051321):
Internal standard areas were within 50 to 200% of the initial calibration with the following exceptions: None.
100% of target compounds met criteria.
The following compounds did not meet % deviation criteria: None.
The following compounds did not meet maximum % deviations: None.
The following compounds did not meet Table 4 recommended minimum response factors: None.

QC (Batch Specific):

Batch 575950 (CI33134) CHEM31 5/18/2021-2

CI33133(1X), CI33134(1X)

All LCS recoveries were within 70 - 130 with the following exceptions: None.
All LCSD recoveries were within 70 - 130 with the following exceptions: None.
All LCS/LCSD RPDs were less than 30% with the following exceptions: None.
The Low Level MS/MSD are not reported for this batch.
Additional 8260 criteria: 10% of LCS/LCSD compounds can be outside of acceptance criteria as long as recovery is 40-160%, 25-160% for Chloroethane-HL and Trichlorofluoromethane-HL.

Batch 575951 (CI33132) CHEM18 5/18/2021-2

CI33122(1X), CI33125(1X), CI33126(1X), CI33127(1X), CI33128(1X), CI33129(1X), CI33130(1X), CI33131(1X), CI33132(1X)

All LCS recoveries were within 70 - 130 with the following exceptions: 1,1,1,2-Tetrachloroethane(140%), 1,2-Dibromo-3-chloropropane(137%), Bromoform(147%), Carbon tetrachloride(133%), Dibromochloromethane(136%), Hexachlorobutadiene(138%)
All LCSD recoveries were within 70 - 130 with the following exceptions: Acrylonitrile(67%), Chloromethane(66%)
All LCS/LCSD RPDs were less than 30% with the following exceptions: None.
The Low Level MS/MSD are not reported for this batch.
Additional 8260 criteria: 10% of LCS/LCSD compounds can be outside of acceptance criteria as long as recovery is 40-160%, 25-160% for Chloroethane-HL and Trichlorofluoromethane-HL.

Batch 576149H (CI33376) CHEM03 5/19/2021-1

CI33125(50X)

All LCS recoveries were within 70 - 130 with the following exceptions: None.
All LCSD recoveries were within 70 - 130 with the following exceptions: None.
All LCS/LCSD RPDs were less than 30% with the following exceptions: None.
Additional 8260 criteria: 10% of LCS/LCSD compounds can be outside of acceptance criteria as long as recovery is 40-160%, 25-160% for Chloroethane-HL and Trichlorofluoromethane-HL.

Environmental Laboratories, Inc.
587 East Middle Turnpike, P.O.Box 370, Manchester, CT 06045
Tel. (860) 645-1102 Fax (860) 645-0823

NY # 11301

RCP Certification Report

June 10, 2021

SDG I.D.: GCI33118

VOA Narration

Temperature Narration

The samples were received at 2.3C with cooling initiated.
(Note acceptance criteria for relevant matrices is above freezing up to 6°C)

Cooler: Yes [X] No [ ]
Coolant: IPK [ ] ICE [X] No [ ]

PHOENIX
Environmental Laboratories, Inc.

CHAIN OF CUSTODY RECORD

587 East Middle Turnpike, P.O. Box 370, Manchester, CT 06040
Email: info@phoenixlabs.com Fax (860) 645-0823
Client Services (860) 645-8726

Temp 2.3 °C Pg 1 of 3

Data Delivery/Contact Options:
[ ] Fax: drew.blichart3@eversource.com
[ ] Phone: lynne.wiley@eversource.com
[X] Email: bcrowell@tighebond.com

Customer: Tighe & Bond
Address: 213 Court St Suite 1100
Middletown CT

Project: Rockville Conduit Project
Report to: Ben Crowell
Invoice to: Eversource Attn: Drew Blichart
QUOTE # PO 1109295 9 (Eversource)

Project P.O:

This section MUST be completed with Bottle Quantities.

Client Sample - Information - Identification

Sampler's Signature: [signature] Date: 5/14/21

Matrix Code:
DW=Drinking Water **GW**=Ground Water **SW**=Surface Water **WW**=Waste Water
RW=Raw Water **SE**=Sediment **SL**=Sludge **S**=Soil **SD**=Solid **W**=Wipe **OIL**=Oil
B=Bulk **L**=Liquid **X** = _____(Other)

Analysis Request

PHOENIX USE ONLY SAMPLE #	Customer Sample Identification	Sample Matrix	Date Sampled	Time Sampled	PCB's 3540/3546	EPH 8270	TPH 8270	Total RCRA metals	Restricted RCRA metals (6010)	Herbicides 8151	Pesticides 8270C	SPLP RCRA metals	Total Cyanide 9010C	MS/MSD*	GL Amber 8 oz. w/H3PO4	Soil VOA Vials [ ] methanol [X] H2O	GL Soil container (4) oz	GL Soil container ( ) oz	40 ml VOA Vial [ ] As is [ ] HCL	GL Amber 1000ml [ ] As is [ ] H2SO4	PL As is [ ] 250ml [ ] 500ml [ ] 1000ml	PL H2SO4 [ ] 250ml [ ] 500ml	PL HNO3 250ml	PL NaOH 250ml	Bacteria Bottle w/thio	Bacteria Bottle as is
33118	ISS-1 (0-2')	S	5/13/21	9:30	X	X	X	X	X	X	ASP						2									
33119	ISS-1 (2-4')	S		9:35		X	X	X				X					2									
33120	ISS-2 (0-2')	S		10:00	X	X	X	X	X	X							2									
33121	ISS-3 (0-2')	S		10:30	X	X	X	X	X	X							2									
33122	ISS-4 (0-2')	S		11:00	X	X	X	X	X	X	X				3		2									
33123	ISS-4 (2-4')	S		11:25		X	X	X				X					2									
33124	ISS-4 (4-6')	S		11:30		X	X	X				X					2									
33125	VA-1 (1-3')	S		12:40	X	X	X	X			X		X		3		2									
33126	VA-1 (6-9')	S	5/14/21	9:25	X	X	X	X			X		X		3		2									
33127	P-35475 (0-2')	S	5/19/21	9:30	X	X	X	X			X		X		3		2									
33128	OSS-1 (1-3')	S	5/14/21	10:45	X	X	X	X			X		X		3		2									
33129	OSS-2 (0-2')	S	5/14/21	10:15	X	X	X	X			X		X		3		2									

Relinquished by:	Accepted by:	Date:	Time:
[signature]	[signature]	5/14/21	1220

Comments, Special Requirements or Regulations:

**MS/MSD are considered site samples and will be billed as such in accordance with the prices quoted.*

Turnaround Time:
[ ] 1 Day*
[ ] 2 Days*
[ ] 3 Days*
[X] Standard
[ ] Other
* SURCHARGE APPLIES

RI
[ ] (Residential) Direct Exposure
[ ] (Comm/Industrial) Direct Exposure
[ ] GA Leachability
[ ] GB Leachability
[ ] GA-GW Objectives
[ ] GB-GW Objectives

CT
[X] RCP Cert
[ ] GW Protection
[ ] SW Protection
[X] GA Mobility
[X] GB Mobility
[X] Residential DEC
[X] I/C DEC
[ ] Other

MA
[ ] MCP Certification
[ ] GW-1 [ ] MWRA eSMART
[ ] GW-2 [ ] S-1 10% CALC
[ ] GW-3
[ ] S-1 GW-1 [ ] S-1 GW-2 [ ] S-1 GW-3
[ ] S-2 GW-1 [ ] S-2 GW-2 [ ] S-2 GW-3
[ ] S-3 GW-1 [ ] S-3 GW-2 [ ] S-3 GW-3
[ ] SW Protection

State where samples were collected: CT

Data Format
[X] Excel
[X] PDF
[ ] GIS/Key
[ ] EQuIS
[X] Other Geotech

Data Package
[ ] Tier II Checklist
[ ] Full Data Package*
[X] Phoenix Std Report
[ ] Other
* SURCHARGE APPLIES

PEL-126 REV. 06/20

Cooler: Yes [X] No [ ]
Coolant: IPK [ ] ICE [X] No [ ]

CHAIN OF CUSTODY RECORD

PHOENIX Environmental Laboratories, Inc.

587 East Middle Turnpike, P.O. Box 370, Manchester, CT 06040
Email: info@phoenixlabs.com Fax (860) 645-0823
Client Services (860) 645-8726

Temp 2.3 °C Pg 2 of 3

Data Delivery/Contact Options:
[ ] Fax: Drew.Blichart@eversource.com
[ ] Phone: Lyme.Willey@eversource.com
[X] Email: bcaswell@tiglebond.com

Customer: Tigle + Bond
Address: 213 Court St Suite 1100 Middletown CT

Project: Rockville Conduit Project
Report to: Ben Caswell
Invoice to: Eversource Attn: Drew Blichart
QUOTE # Eversource PO 11092959

Project P.O:

This section MUST be completed with Bottle Quantities.

Client Sample - Information - Identification

Sampler's Signature: [signature] Date: 5/18/21

Matrix Code:
DW=Drinking Water **GW**=Ground Water **SW**=Surface Water **WW**=Waste Water
RW=Raw Water **SE**=Sediment **SL**=Sludge **S**=Soil **SD**=Solid **W**=Wipe **OIL**=Oil
B=Bulk **L**=Liquid **X** = _____(Other)

Analysis Request

PHOENIX USE ONLY SAMPLE #	Customer Sample Identification	Sample Matrix	Date Sampled	Time Sampled	PCBs w/ Sonex 3540/3550	EPH	PAH 4270	Total RSR metals	Pesticides 8081	Herbicides 8151	VOCs 8260C	SPLP RSR metals	Total Cyanide 9010C	MS/MSD*	GL Amber 8 oz. w/H3PO4	Soil VOA Vials [ ] methanol [X] H2O	GL Soil container (4) oz	GL Soil container ( ) oz	40 ml VOA Vial [ ] As is [ ] HCL	GL Amber 1000ml [ ] As is [ ] H2SO4	PL As is [ ] 250ml [ ] 500ml [ ] 1000ml	PL H2SO4 [ ] 250ml [ ] 500ml	PL HNO3 250ml	PL NaOH 250ml	Bacteria Bottle w/thio	Bacteria Bottle as is
33130	OSS-3 (2-4')	S	5/18/21	9:50	X	X	X	X			X		X			3	2									
33131	OSS-4 (1-3')	S	5/18/21	13:05	X	X	X	X			X		X			3	2									
33132	OSS-5 (2-4')	S	5/18/21	8:45	X	X	X	X			X		X			3	2									

Relinquished by:	Accepted by:	Date:	Time:
[signature]	[signature]	5/18/21	1220

Comments, Special Requirements or Regulations:
See Pg 3 for additional samples

*MS/MSD are considered site samples and will be billed as such in accordance with the prices quoted.

Turnaround Time:
[ ] 1 Day*
[ ] 2 Days*
[ ] 3 Days*
[ ] Standard
[ ] Other
* SURCHARGE APPLIES

RI
[ ] (Residential) Direct Exposure
[ ] (Comm/Industrial) Direct Exposure
[ ] GA Leachability
[ ] GB Leachability
[ ] GA-GW Objectives
[ ] GB-GW Objectives

CT
[ ] RCP Cert
[ ] GW Protection
[ ] SW Protection
[ ] GA Mobility
[ ] GB Mobility
[ ] Residential DEC
[ ] I/C DEC
[ ] Other

MA
[ ] MCP Certification
[ ] GW-1 [ ] MWRA eSMART
[ ] GW-2 [ ] S-1 10% CALC
[ ] GW-3
[ ] S-1 GW-1 [ ] S-1 GW-2 [ ] S-1 GW-3
[ ] S-2 GW-1 [ ] S-2 GW-2 [ ] S-2 GW-3
[ ] S-3 GW-1 [ ] S-3 GW-2 [ ] S-3 GW-3
[ ] SW Protection

State where samples were collected: _____

Data Format
[ ] Excel
[ ] PDF
[ ] GIS/Key
[ ] EQuIS
[ ] Other

Data Package
[ ] Tier II Checklist
[ ] Full Data Package*
[ ] Phoenix Std Report
[ ] Other
* SURCHARGE APPLIES

PEL-126 REV. 06/20

Cooler: Yes [X] No [ ]
Coolant: IPK [ ] ICE [X] No [ ]

CHAIN OF CUSTODY RECORD

Temp 2.3 °C Pg 1 of 1

PHOENIX *Environmental Laboratories, Inc.*

587 East Middle Turnpike, P.O. Box 370, Manchester, CT 06040
Email: info@phoenixlabs.com Fax (860) 645-0823
Client Services (860) 645-8726

Data Delivery/Contact Options:
[ ] Fax: Dan.Bischard@eversource.com
[ ] Phone tyler.e.wiley@eversource.com
[X] Email: bcasewell@tetratech.com

Customer: Tetra Tech
Address: 213 Court St Suite 1100 Middletown CT

Project: Rocky Hill Landing Project
Report to: Ben Casewell
Invoice to: Eversource Attn: Dan Bischard
QUOTE # Eversource PO 11092954

Project P.O:

This section MUST be completed with Bottle Quantities.

Sampler's Signature: [signature] Date: 5/14/21

Client Sample - Information - Identification

Analysis Request

Matrix Code:
DW=Drinking Water **GW**=Ground Water **SW**=Surface Water **WW**=Waste Water
RW=Raw Water **SE**=Sediment **SL**=Sludge **S**=Soil **SD**=Solid **W**=Wipe **OIL**=Oil
B=Bulk **L**=Liquid **X** = _____(Other)

PHOENIX USE ONLY SAMPLE #	Customer Sample Identification	Sample Matrix	Date Sampled	Time Sampled	TPH 8015 (Silver Acid)	VOC 8260 (Full List)	Total Cyanide 9014	PCBs in Soil 8082	Lead 6010 (Full List)	Flashpoint 1010	TCLP Pesticides 8081	TCLP Herbicides 8151	TCLP Metals 6010 (Full List)	Reactive Cyanide / Reactive Sulfide	MS/MSD *	GL Amber 8 oz. w/H3PO4	Soil VOA Vials ( ) methanol ( ) H2O	GL Soil container ( ) oz	GL Soil container ( ) oz	40 ml VOA Vial [ ] As is [ ] HCL	GL Amber 1000ml [ ] As is [ ] H2SO4	PL As is [ ] 250ml [ ] 500ml [ ] 1000ml	PL H2SO4 [ ] 250ml [ ] 500ml	PL HNO3 250ml	PL NaOH 250ml	Bacteria Bottle w/thio	Bacteria Bottle as is
33133	TSS-Comp	S	5/14/21	11:30	X	X	X	X	X	X	X	X	X			3	3										
33134	DSS-Comp	S	5/14/21	10:55	X	X	X	X	X	X	X	X	X			3	3										

Relinquished by:	Accepted by:	Date:	Time:
[signature]	[signature]	5/14/21	1220

Comments, Special Requirements or Regulations:
*Please analyze for Sulfur by ASTM D-4239
CASewell

*MS/MSD are considered site samples and will be billed as such in accordance with the prices quoted.

Turnaround Time:
[ ] 1 Day*
[ ] 2 Days*
[ ] 3 Days*
[X] Standard
[ ] Other
* SURCHARGE APPLIES

RI
[ ] (Residential) Direct Exposure
[ ] (Comm/Industrial) Direct Exposure
[ ] GA Leachability
[ ] GB Leachability
[ ] GA-GW Objectives
[ ] GB-GW Objectives

CT
[X] RCP Cert
[ ] GW Protection
[ ] SW Protection
[X] GA Mobility
[X] GB Mobility
[X] Residential DEC
[X] I/C DEC
[ ] Other

MA
[ ] MCP Certification
[ ] GW-1 [ ] MWRA eSMART
[ ] GW-2 [ ] S-1 10% CALC
[ ] GW-3
[ ] S-1 GW-1 [ ] S-1 GW-2 [ ] S-1 GW-3
[ ] S-2 GW-1 [ ] S-2 GW-2 [ ] S-2 GW-3
[ ] S-3 GW-1 [ ] S-3 GW-2 [ ] S-3 GW-3
[ ] SW Protection

State where samples were collected: CT

Data Format
[X] Excel
[X] PDF
[ ] GIS/Key
[ ] EQuIS
[X] Other Emailed

Data Package
[ ] Tier II Checklist
[ ] Full Data Package*
[X] Phoenix Std Report
[ ] Other
* SURCHARGE APPLIES

PEL-126 REV. 06/20

The Connecticut Light and Power Company
d/b/a Eversource Energy
Docket No. 26-05-10
Date Issued September 29, 2026
RSR-032 Attachment 8
Page 156 of 203

Sarah Bell

Subject: FW: Phoenix Labs - GCI33118, ROCKVILLE CONDUIT PROJECT - COC Acknowledgement
Attachments: image002.png; image003.png; Sample Acknowledgement.pdf

From: Benjamin P. Caswell [mailto:BCaswell@tighebond.com]
Sent: Wednesday, May 19, 2021 1:59 PM
To: Sarah Bell
Subject: Fwd: Phoenix Labs - GCI33118, ROCKVILLE CONDUIT PROJECT - COC Acknowledgement

Hi Sarah,

Can you please hold the SPLP metals analysis for the three samples below ISS-*1* (2-4') and ISS-4 (2-4') & (4-6')?

Thanks!

Ben Caswell

Begin forwarded message:

> **From:** "WILLEY, LYNN E" <lynn.e.willey@eversource.com>
> **Date:** May 19, 2021 at 13:35:31 EDT
> **To:** "Benjamin P. Caswell" <BCaswell@tighebond.com>
> **Cc:** "Blicharz, Andrew P" <drew.blicharz@eversource.com>
> **Subject: RE: Phoenix Labs - GCI33118, ROCKVILLE CONDUIT PROJECT - COC Acknowledgement**
>
> Hi Ben:
>
> I am requesting that the SPLP metals for ISS-2 (2-4') and ISS-4 (2-4') and ISS-4 (4-6) be held to see what the highest concentration of metals are first and then run the highest one. This is similar to the shallow sample rationale.
>
> We did not have lab budget for all three being run. Please place them on hold for now until we get results in.
>
> Thank you.

Lynn E. Willey
Senior Environmental Specialist-Remediation

107 Selden Street, Berlin, CT 06037
Cell: 860-304-1888
lynn.e.willey@eversource.com

From: Benjamin P. Caswell <BCaswell@tighebond.com>
Sent: Wednesday, May 19, 2021 7:42 AM
To: WILLEY, LYNN E <lynn.e.willey@eversource.com>
Subject: FW: Phoenix Labs - GCI33118, ROCKVILLE CONDUIT PROJECT - COC Acknowledgement

EVERSOURCE IT NOTICE – EXTERNAL EMAIL SENDER ** Don't be quick to click! ******

Do not click on links or attachments if sender is unknown or if the email is unexpected from someone you know, and never provide a user ID or password. Report suspicious emails by selecting 'Report Phish' or forwarding to SPAMFEEDBACK@EVERSOURCE.COM for analysis by our cyber security team.

Good morning Lynn,

Attached is the sample acknowledgment and COC for the Rockville samples. It looks like Phoenix sent it to your old Tighe & Bond email address, I will have them update this with your Eversource email for future samples.

Thank you,
Ben

Benjamin Caswell | Project Environmental Scientist
Tighe&Bond | 213 Court St., Suite 1100 | Middletown, CT 06457 | 860.852.5220 | 401.787.0905 (cell)
www.tighebond.com | Follow us on: Twitter Facebook LinkedIn

RT Group has joined Tighe & Bond!

From: clientservices@phoenixlabs.com <clientservices@phoenixlabs.com>
Sent: Tuesday, May 18, 2021 8:24 PM
To: Benjamin P. Caswell <BCaswell@tighebond.com>
Subject: Phoenix Labs - GCI33118, ROCKVILLE CONDUIT PROJECT - COC Acknowledgement

[Caution - External Sender]

This is an automated sample acknowledgement.

If you were issued a Phoenix Price Quote # for this SDG and it was not listed on the chain, please email client services with the quote number so we can ensure proper invoicing. If no quote was issued, no further action is required.

Purchase Order#:10948703

GCI33118 Criteria:
SOIL(17): CT GAM (GA Mobility), CT GBM (GB Mobility), CT I/C (I/C Dec), CT RC (Res. Criteria)

Please email client services only if you require criteria different than what is listed.

Delivery group GCI33118 (ROCKVILLE CONDUIT PROJECT) has been logged in for the following samples:

Phoenix Id	Client Id
CI33118	ISS-1 (0-2`)
CI33119	ISS-1 (2-4`)
CI33120	ISS-2 (0-2`)
CI33121	ISS-3 (0-2`)
CI33122	ISS-4 (0-2`)
CI33123	ISS-4 (2-4`)
CI33124	ISS-4 (4-6`)
CI33125	VA-1 (1-3`)
CI33126	VA-1 (6-8`)
CI33127	P-35476 (0-2`)
CI33128	OSS-1 (1-3`)
CI33129	OSS-2 (0-2`)
CI33130	OSS-3 (2-4`)
CI33131	OSS-4 (1-3`)
CI33132	OSS-5 (2-4`)
CI33133	ISS-COMP

CI33134	OSS-COMP

The samples were received at 2.3C with cooling initiated. (Note acceptance criteria for relevant matrices is above freezing up to 6°C)

If there are any questions regarding this submittal, please call Phoenix Client Services at extension 200.

Thank you for your business,

Phoenix Environmental Laboratories, Inc.
587 East Middle Turnpike
P.O. Box 370
Manchester, CT 06374
Tel. (860) 645-1102
Fax. (860) 645-0823
www.phoenixlabs.com

Please do not reply to this email.
cc'd:BCaswell@tighebond.com;lewilley@tighebond.com;dean.bebis@eversource.com;drew.blicharz@eversource.com;sarah@phoenixlabs.com

This electronic message contains information from Eversource Energy or its affiliates that may be confidential, proprietary or otherwise protected from disclosure. The information is intended to be used solely by the recipient(s) named. Any views or opinions expressed in this message are not necessarily those of Eversource Energy or its affiliates. Any disclosure, copying or distribution of this message or the taking of any action based on its contents, other than by the intended recipient for its intended purpose, is strictly prohibited. If you have received this e-mail in error, please notify the sender immediately and delete it from your system. Email transmission cannot be guaranteed to be error-free or secure or free from viruses, and Eversource Energy disclaims all liability for any resulting damage, errors, or omissions.

Sarah Bell

From: Benjamin P. Caswell <BCaswell@tighebond.com>
Sent: Thursday, June 03, 2021 7:37 AM
To: Sarah Bell
Subject: RE: Phoenix Labs - GCI33118, ROCKVILLE CONDUIT PROJECT - Report Ready

Good morning Sarah,

Can you please have CI33121 analyzed for TCLP lead on a standard TAT? Also, I know we are not at the 30 days yet but can you please have these samples held for another 30 days? We will likely have additional leachable metals coming soon.

Thanks!
Ben

Benjamin Caswell | Project Environmental Scientist
Tighe&Bond | 213 Court St., Suite 1100 | Middletown, CT 06457 | 860.852.5220 | 401.787.0905 (cell)
www.tighebond.com | Follow us on: Twitter Facebook LinkedIn

RT Group has joined Tighe & Bond!

From: clientservices@phoenixlabs.com <clientservices@phoenixlabs.com>
Sent: Friday, May 28, 2021 2:14 PM
To: Benjamin P. Caswell <BCaswell@tighebond.com>
Subject: Phoenix Labs - GCI33118, ROCKVILLE CONDUIT PROJECT - Report Ready

[Caution - External Sender]

Delivery group GCI33118 (ROCKVILLE CONDUIT PROJECT) for the following samples:

CI33118 - ISS-1 (0-2`)
CI33119 - ISS-1 (2-4`)
CI33120 - ISS-2 (0-2`)
CI33121 - ISS-3 (0-2`)
CI33122 - ISS-4 (0-2`)

CI33123 - ISS-4 (2-4`)
CI33124 - ISS-4 (4-6`)
CI33125 - VA-1 (1-3`)
CI33126 - VA-1 (6-8`)
CI33127 - P-35476 (0-2`)
CI33128 - OSS-1 (1-3`)
CI33129 - OSS-2 (0-2`)
CI33130 - OSS-3 (2-4`)
CI33131 - OSS-4 (1-3`)
CI33132 - OSS-5 (2-4`)
CI33133 - ISS-COMP
CI33134 - OSS-COMP

is available for review. Please click the following link to view report data.

www.PhoenixLabs.com

Note: The default password is your email address. You may change it after logging in.

Please take a moment to give us some feedback on your experience with Phoenix Environmental Laboratories, Inc. Your input is valuable to us!
www.phoenixlabs.com/CustomerSurvey

Phoenix Environmental Laboratories, Inc.
587 East Middle Turnpike
P.O. Box 370
Manchester, CT 06374
Tel. (860) 645-1102
Fax. (860) 645-0823
www.phoenixlabs.com

Please do not reply to this email.
cc'd:BCaswell@tighebond.com;Lynn.e.willey@eversource.com;dean.bebis@eversource.com;drew.blicharz@eversource.com;sarah@phoenixlabs.com

Sarah Bell

From: Benjamin P. Caswell <BCaswell@tighebond.com>
Sent: Monday, June 07, 2021 1:15 PM
To: Sarah Bell
Cc: WILLEY, LYNN E
Subject: RE: Phoenix Labs - GCI33118, ROCKVILLE CONDUIT PROJECT - Report Ready

Hi Sarah,

Can you please have the following four samples analyzed for SPLP RSR metals on a standard TAT:

Phoenix ID	T&B ID
CI33121	ISS-3 (0-2 ft)
CI33122	ISS-4 (0-2 ft)
CI33131	OSS-4 (1-3 ft)
CI33125	VA-1 (1-3 ft)

Thanks!
Ben

Benjamin Caswell | Project Environmental Scientist
Tighe&Bond | 213 Court St., Suite 1100 | Middletown, CT 06457 | 860.852.5220 | 401.787.0905 (cell)
www.tighebond.com | Follow us on: Twitter Facebook LinkedIn

RT Group has joined Tighe & Bond!

From: Benjamin P. Caswell
Sent: Thursday, June 3, 2021 7:37 AM
To: Sarah Bell <sarah@phoenixlabs.com>
Subject: RE: Phoenix Labs - GCI33118, ROCKVILLE CONDUIT PROJECT - Report Ready

Good morning Sarah,

Can you please have CI33121 analyzed for TCLP lead on a standard TAT? Also, I know we are not at the 30 days yet but can you please have these samples held for another 30 days? We will likely have additional leachable metals coming soon.

Thanks!
Ben

Benjamin Caswell | Project Environmental Scientist
Tighe&Bond | 213 Court St., Suite 1100 | Middletown, CT 06457 | 860.852.5220 | 401.787.0905 (cell)
www.tighebond.com | Follow us on: Twitter Facebook LinkedIn

RT Group has joined Tighe & Bond!

From: clientservices@phoenixlabs.com <clientservices@phoenixlabs.com>
Sent: Friday, May 28, 2021 2:14 PM
To: Benjamin P. Caswell <BCaswell@tighebond.com>
Subject: Phoenix Labs - GCI33118, ROCKVILLE CONDUIT PROJECT - Report Ready

[Caution - External Sender]

Delivery group GCI33118 (ROCKVILLE CONDUIT PROJECT) for the following samples:

CI33118 - ISS-1 (0-2`)
CI33119 - ISS-1 (2-4`)
CI33120 - ISS-2 (0-2`)
CI33121 - ISS-3 (0-2`)
CI33122 - ISS-4 (0-2`)
CI33123 - ISS-4 (2-4`)
CI33124 - ISS-4 (4-6`)
CI33125 - VA-1 (1-3`)
CI33126 - VA-1 (6-8`)
CI33127 - P-35476 (0-2`)
CI33128 - OSS-1 (1-3`)
CI33129 - OSS-2 (0-2`)
CI33130 - OSS-3 (2-4`)
CI33131 - OSS-4 (1-3`)
CI33132 - OSS-5 (2-4`)
CI33133 - ISS-COMP
CI33134 - OSS-COMP

is available for review. Please click the following link to view report data.

www.PhoenixLabs.com

Note: The default password is your email address. You may change it after logging in.

Please take a moment to give us some feedback on your experience with Phoenix Environmental Laboratories, Inc. Your input is valuable to us!
www.phoenixlabs.com/CustomerSurvey

Phoenix Environmental Laboratories, Inc.
587 East Middle Turnpike
P.O. Box 370
Manchester, CT 06374
Tel. (860) 645-1102
Fax. (860) 645-0823
www.phoenixlabs.com

Please do not reply to this email.
cc'd:BCaswell@tighebond.com;Lynn.e.willey@eversource.com;dean.bebis@eversource.com;drew.blicharz@eversource.com;sarah@phoenixlabs.com

PHOENIX
Environmental Laboratories, Inc.

Friday, November 19, 2021

Attn: Mr. Drew Blicharz
Tighe & Bond
213 Court St, Suite 1100
Middletown, CT 06457

Project ID: **EVERSOURCE - ROCKVILLE FORMER MGP**
SDG ID: **GCJ80890**
Sample ID#s: **CJ80890 - CJ80893**

This laboratory is in compliance with the NELAC requirements of procedures used except where indicated.

This report contains results for the parameters tested, under the sampling conditions described on the Chain Of Custody, as received by the laboratory. This report is incomplete unless all pages indicated in the pagination at the bottom of the page are included.

All soils, solids and sludges are reported on a dry weight basis unless otherwise noted in the sample comments.

A scanned version of the COC form accompanies the analytical report and is an exact duplicate of the original.

If you are the client above and have any questions concerning this testing, please do not hesitate to contact Phoenix Client Services at ext.200. The contents of this report cannot be discussed with anyone other than the client listed above without their written consent.

Sincerely yours,

Phyllis Shiller
Laboratory Director

NELAC - #NY11301
CT Lab Registration #PH-0618
MA Lab Registration #M-CT007
ME Lab Registration #CT-007
NH Lab Registration #213693-A,B
NJ Lab Registration #CT-003
NY Lab Registration #11301
PA Lab Registration #68-03530
RI Lab Registration #63
UT Lab Registration #CT00007
VT Lab Registration #VT11301

Environmental Laboratories, Inc.
587 East Middle Turnpike, P.O.Box 370, Manchester, CT 06045
Tel. (860) 645-1102 Fax (860) 645-0823

Sample Id Cross Reference

November 19, 2021

SDG I.D.: GCJ80890

Project ID: EVERSOURCE - ROCKVILLE FORMER MGP

Client Id	Lab Id	Matrix
0SS-4-NE (1-2)	CJ80890	SOIL
0SS-4-SE (1-2)	CJ80891	SOIL
0SS-4-NW (1-2)	CJ80892	SOIL
0SS-4-SW (1-2)	CJ80893	SOIL

Environmental Laboratories, Inc.
587 East Middle Turnpike, P.O.Box 370, Manchester, CT 06045
Tel. (860) 645-1102 Fax (860) 645-0823

Analysis Report

November 19, 2021

FOR: Attn: Mr. Drew Blicharz
Tighe & Bond
213 Court St, Suite 1100
Middletown, CT 06457

Sample Information		Custody Information		Date	Time
Matrix:	SOIL	Collected by:	KG	11/18/21	10:00
Location Code:	TIGHE-EVER	Received by:	LB	11/18/21	13:17
Rush Request:	72 Hour	Analyzed by:	see "By" below		
P.O.#:	10948703				

Laboratory Data

SDG ID: GCJ80890
Phoenix ID: CJ80890

Project ID: EVERSOURCE - ROCKVILLE FORMER MGP
Client ID: 0SS-4-NE (1-2)

Parameter	Result	RL/ PQL	Units	Dilution	Date/Time	By	Reference
Percent Solid	91		%		11/18/21	JS	SW846-%Solid
Soil Extraction for SVOA PAH	Completed				11/18/21	R/L	SW3546
Polynuclear Aromatic HC							
2-Methylnaphthalene	ND	250	ug/Kg	1	11/19/21	WB	SW8270D
Acenaphthene	ND	250	ug/Kg	1	11/19/21	WB	SW8270D
Acenaphthylene	2200	250	ug/Kg	1	11/19/21	WB	SW8270D
Anthracene	630	250	ug/Kg	1	11/19/21	WB	SW8270D
Benz(a)anthracene	960	250	ug/Kg	1	11/19/21	WB	SW8270D
Benzo(a)pyrene	1600	250	ug/Kg	1	11/19/21	WB	SW8270D
Benzo(b)fluoranthene	1500	250	ug/Kg	1	11/19/21	WB	SW8270D
Benzo(ghi)perylene	1900	250	ug/Kg	1	11/19/21	WB	SW8270D
Benzo(k)fluoranthene	1200	250	ug/Kg	1	11/19/21	WB	SW8270D
Chrysene	1500	250	ug/Kg	1	11/19/21	WB	SW8270D
Dibenz(a,h)anthracene	480	250	ug/Kg	1	11/19/21	WB	SW8270D
Fluoranthene	1100	250	ug/Kg	1	11/19/21	WB	SW8270D
Fluorene	ND	250	ug/Kg	1	11/19/21	WB	SW8270D
Indeno(1,2,3-cd)pyrene	2000	250	ug/Kg	1	11/19/21	WB	SW8270D
Naphthalene	ND	250	ug/Kg	1	11/19/21	WB	SW8270D
Phenanthrene	480	250	ug/Kg	1	11/19/21	WB	SW8270D
Pyrene	1800	250	ug/Kg	1	11/19/21	WB	SW8270D
QA/QC Surrogates							
% 2-Fluorobiphenyl	67		%	1	11/19/21	WB	30 - 130 %
% Nitrobenzene-d5	82		%	1	11/19/21	WB	30 - 130 %
% Terphenyl-d14	75		%	1	11/19/21	WB	30 - 130 %

Project ID: EVERSOURCE - ROCKVILLE FORMER MGP
Client ID: 0SS-4-NE (1-2)
Phoenix I.D.: CJ80890

Parameter	Result	RL/ PQL	Units	Dilution	Date/Time	By	Reference

RL/PQL=Reporting/Practical Quantitation Level ND=Not Detected BRL=Below Reporting Level
QA/QC Surrogates: Surrogates are compounds (preceeded with a %) added by the lab to determine analysis efficiency. Surrogate results(%) listed in the report are not "detected" compounds.

Comments:

All soils, solids and sludges are reported on a dry weight basis unless otherwise noted in the sample comments.

If you are the client above and have any questions concerning this testing, please do not hesitate to contact Phoenix Client Services at ext.200.
The contents of this report cannot be discussed with anyone other than the client listed above without their written consent.

Phyllis Shiller, Laboratory Director
November 19, 2021
Reviewed and Released by: Greg Lawrence, Assistant Lab Director

Environmental Laboratories, Inc.
587 East Middle Turnpike, P.O.Box 370, Manchester, CT 06045
Tel. (860) 645-1102 Fax (860) 645-0823

Analysis Report

November 19, 2021

FOR: Attn: Mr. Drew Blicharz
Tighe & Bond
213 Court St, Suite 1100
Middletown, CT 06457

Sample Information		Custody Information		Date	Time
Matrix:	SOIL	Collected by:	KG	11/18/21	10:05
Location Code:	TIGHE-EVER	Received by:	LB	11/18/21	13:17
Rush Request:	72 Hour	Analyzed by:	see "By" below		
P.O.#:	10948703				

Laboratory Data

SDG ID: GCJ80890
Phoenix ID: CJ80891

Project ID: EVERSOURCE - ROCKVILLE FORMER MGP
Client ID: 0SS-4-SE (1-2)

Parameter	Result	RL/ PQL	Units	Dilution	Date/Time	By	Reference
Percent Solid	91		%		11/18/21	JS	SW846-%Solid
Soil Extraction for SVOA PAH	Completed				11/18/21	R/L	SW3546
Polynuclear Aromatic HC							
2-Methylnaphthalene	ND	250	ug/Kg	1	11/19/21	WB	SW8270D
Acenaphthene	ND	250	ug/Kg	1	11/19/21	WB	SW8270D
Acenaphthylene	1100	250	ug/Kg	1	11/19/21	WB	SW8270D
Anthracene	ND	250	ug/Kg	1	11/19/21	WB	SW8270D
Benz(a)anthracene	400	250	ug/Kg	1	11/19/21	WB	SW8270D
Benzo(a)pyrene	660	250	ug/Kg	1	11/19/21	WB	SW8270D
Benzo(b)fluoranthene	580	250	ug/Kg	1	11/19/21	WB	SW8270D
Benzo(ghi)perylene	840	250	ug/Kg	1	11/19/21	WB	SW8270D
Benzo(k)fluoranthene	560	250	ug/Kg	1	11/19/21	WB	SW8270D
Chrysene	520	250	ug/Kg	1	11/19/21	WB	SW8270D
Dibenz(a,h)anthracene	ND	250	ug/Kg	1	11/19/21	WB	SW8270D
Fluoranthene	520	250	ug/Kg	1	11/19/21	WB	SW8270D
Fluorene	ND	250	ug/Kg	1	11/19/21	WB	SW8270D
Indeno(1,2,3-cd)pyrene	750	250	ug/Kg	1	11/19/21	WB	SW8270D
Naphthalene	ND	250	ug/Kg	1	11/19/21	WB	SW8270D
Phenanthrene	ND	250	ug/Kg	1	11/19/21	WB	SW8270D
Pyrene	650	250	ug/Kg	1	11/19/21	WB	SW8270D
QA/QC Surrogates							
% 2-Fluorobiphenyl	72		%	1	11/19/21	WB	30 - 130 %
% Nitrobenzene-d5	88		%	1	11/19/21	WB	30 - 130 %
% Terphenyl-d14	87		%	1	11/19/21	WB	30 - 130 %

Project ID: EVERSOURCE - ROCKVILLE FORMER MGP
Client ID: 0SS-4-SE (1-2)
Phoenix I.D.: CJ80891

Parameter	Result	RL/ PQL	Units	Dilution	Date/Time	By	Reference

RL/PQL=Reporting/Practical Quantitation Level ND=Not Detected BRL=Below Reporting Level
QA/QC Surrogates: Surrogates are compounds (preceeded with a %) added by the lab to determine analysis efficiency. Surrogate results(%) listed in the report are not "detected" compounds.

Comments:

All soils, solids and sludges are reported on a dry weight basis unless otherwise noted in the sample comments.

If you are the client above and have any questions concerning this testing, please do not hesitate to contact Phoenix Client Services at ext.200.
The contents of this report cannot be discussed with anyone other than the client listed above without their written consent.

Phyllis Shiller, Laboratory Director
November 19, 2021
Reviewed and Released by: Greg Lawrence, Assistant Lab Director

Environmental Laboratories, Inc.
587 East Middle Turnpike, P.O.Box 370, Manchester, CT 06045
Tel. (860) 645-1102 Fax (860) 645-0823

Analysis Report

November 19, 2021

FOR: Attn: Mr. Drew Blicharz
Tighe & Bond
213 Court St, Suite 1100
Middletown, CT 06457

Sample Information		Custody Information		Date	Time
Matrix:	SOIL	Collected by:	KG	11/18/21	10:10
Location Code:	TIGHE-EVER	Received by:	LB	11/18/21	13:17
Rush Request:	72 Hour	Analyzed by:	see "By" below		
P.O.#:	10948703				

Laboratory Data

SDG ID: GCJ80890
Phoenix ID: CJ80892

Project ID: EVERSOURCE - ROCKVILLE FORMER MGP
Client ID: 0SS-4-NW (1-2)

Parameter	Result	RL/ PQL	Units	Dilution	Date/Time	By	Reference
Percent Solid	88		%		11/18/21	JS	SW846-%Solid
Soil Extraction for SVOA PAH	Completed				11/18/21	R/L	SW3546
Polynuclear Aromatic HC							
2-Methylnaphthalene	260	260	ug/Kg	1	11/19/21	WB	SW8270D
Acenaphthene	ND	260	ug/Kg	1	11/19/21	WB	SW8270D
Acenaphthylene	3900	260	ug/Kg	1	11/19/21	WB	SW8270D
Anthracene	1100	260	ug/Kg	1	11/19/21	WB	SW8270D
Benz(a)anthracene	2200	260	ug/Kg	1	11/19/21	WB	SW8270D
Benzo(a)pyrene	2300	260	ug/Kg	1	11/19/21	WB	SW8270D
Benzo(b)fluoranthene	2800	260	ug/Kg	1	11/19/21	WB	SW8270D
Benzo(ghi)perylene	3000	260	ug/Kg	1	11/19/21	WB	SW8270D
Benzo(k)fluoranthene	2300	260	ug/Kg	1	11/19/21	WB	SW8270D
Chrysene	3400	260	ug/Kg	1	11/19/21	WB	SW8270D
Dibenz(a,h)anthracene	790	260	ug/Kg	1	11/19/21	WB	SW8270D
Fluoranthene	2800	260	ug/Kg	1	11/19/21	WB	SW8270D
Fluorene	440	260	ug/Kg	1	11/19/21	WB	SW8270D
Indeno(1,2,3-cd)pyrene	3000	260	ug/Kg	1	11/19/21	WB	SW8270D
Naphthalene	450	260	ug/Kg	1	11/19/21	WB	SW8270D
Phenanthrene	1300	260	ug/Kg	1	11/19/21	WB	SW8270D
Pyrene	4200	260	ug/Kg	1	11/19/21	WB	SW8270D
QA/QC Surrogates							
% 2-Fluorobiphenyl	70		%	1	11/19/21	WB	30 - 130 %
% Nitrobenzene-d5	97		%	1	11/19/21	WB	30 - 130 %
% Terphenyl-d14	86		%	1	11/19/21	WB	30 - 130 %

Project ID: EVERSOURCE - ROCKVILLE FORMER MGP
Client ID: 0SS-4-NW (1-2)
Phoenix I.D.: CJ80892

Parameter	Result	RL/ PQL	Units	Dilution	Date/Time	By	Reference

RL/PQL=Reporting/Practical Quantitation Level ND=Not Detected BRL=Below Reporting Level
QA/QC Surrogates: Surrogates are compounds (preceeded with a %) added by the lab to determine analysis efficiency. Surrogate results(%) listed in the report are not "detected" compounds.

Comments:

All soils, solids and sludges are reported on a dry weight basis unless otherwise noted in the sample comments.

If you are the client above and have any questions concerning this testing, please do not hesitate to contact Phoenix Client Services at ext.200.
The contents of this report cannot be discussed with anyone other than the client listed above without their written consent.

Phyllis Shiller, Laboratory Director
November 19, 2021
Reviewed and Released by: Greg Lawrence, Assistant Lab Director

Environmental Laboratories, Inc.
587 East Middle Turnpike, P.O.Box 370, Manchester, CT 06045
Tel. (860) 645-1102 Fax (860) 645-0823

Analysis Report

November 19, 2021

FOR: Attn: Mr. Drew Blicharz
Tighe & Bond
213 Court St, Suite 1100
Middletown, CT 06457

Sample Information		Custody Information		Date	Time
Matrix:	SOIL	Collected by:	KG	11/18/21	10:15
Location Code:	TIGHE-EVER	Received by:	LB	11/18/21	13:17
Rush Request:	72 Hour	Analyzed by:	see "By" below		
P.O.#:	10948703				

Laboratory Data

SDG ID: GCJ80890
Phoenix ID: CJ80893

Project ID: EVERSOURCE - ROCKVILLE FORMER MGP
Client ID: 0SS-4-SW (1-2)

Parameter	Result	RL/ PQL	Units	Dilution	Date/Time	By	Reference
Percent Solid	88		%		11/18/21	JS	SW846-%Solid
Soil Extraction for SVOA PAH	Completed				11/18/21	R/L	SW3546
Polynuclear Aromatic HC							
2-Methylnaphthalene	ND	260	ug/Kg	1	11/19/21	WB	SW8270D
Acenaphthene	ND	260	ug/Kg	1	11/19/21	WB	SW8270D
Acenaphthylene	4300	260	ug/Kg	1	11/19/21	WB	SW8270D
Anthracene	910	260	ug/Kg	1	11/19/21	WB	SW8270D
Benz(a)anthracene	620	260	ug/Kg	1	11/19/21	WB	SW8270D
Benzo(a)pyrene	1500	260	ug/Kg	1	11/19/21	WB	SW8270D
Benzo(b)fluoranthene	1100	260	ug/Kg	1	11/19/21	WB	SW8270D
Benzo(ghi)perylene	1900	260	ug/Kg	1	11/19/21	WB	SW8270D
Benzo(k)fluoranthene	1000	260	ug/Kg	1	11/19/21	WB	SW8270D
Chrysene	890	260	ug/Kg	1	11/19/21	WB	SW8270D
Dibenz(a,h)anthracene	380	260	ug/Kg	1	11/19/21	WB	SW8270D
Fluoranthene	920	260	ug/Kg	1	11/19/21	WB	SW8270D
Fluorene	410	260	ug/Kg	1	11/19/21	WB	SW8270D
Indeno(1,2,3-cd)pyrene	1700	260	ug/Kg	1	11/19/21	WB	SW8270D
Naphthalene	ND	260	ug/Kg	1	11/19/21	WB	SW8270D
Phenanthrene	330	260	ug/Kg	1	11/19/21	WB	SW8270D
Pyrene	1300	260	ug/Kg	1	11/19/21	WB	SW8270D
QA/QC Surrogates							
% 2-Fluorobiphenyl	69		%	1	11/19/21	WB	30 - 130 %
% Nitrobenzene-d5	88		%	1	11/19/21	WB	30 - 130 %
% Terphenyl-d14	84		%	1	11/19/21	WB	30 - 130 %

Project ID: EVERSOURCE - ROCKVILLE FORMER MGP
Client ID: 0SS-4-SW (1-2)

Phoenix I.D.: CJ80893

Parameter	Result	RL/ PQL	Units	Dilution	Date/Time	By	Reference

RL/PQL=Reporting/Practical Quantitation Level ND=Not Detected BRL=Below Reporting Level
QA/QC Surrogates: Surrogates are compounds (preceeded with a %) added by the lab to determine analysis efficiency. Surrogate results(%) listed in the report are not "detected" compounds.

Comments:

All soils, solids and sludges are reported on a dry weight basis unless otherwise noted in the sample comments.

If you are the client above and have any questions concerning this testing, please do not hesitate to contact Phoenix Client Services at ext.200.
The contents of this report cannot be discussed with anyone other than the client listed above without their written consent.



Phyllis Shiller, Laboratory Director
November 19, 2021
Reviewed and Released by: Greg Lawrence, Assistant Lab Director

Environmental Laboratories, Inc.
587 East Middle Turnpike, P.O.Box 370, Manchester, CT 06045
Tel. (860) 645-1102 Fax (860) 645-0823

QA/QC Report

November 19, 2021

QA/QC Data

SDG I.D.: GCJ80890

Parameter	Blank	Blk RL	LCS %	LCSD %	LCS RPD	MS %	MSD %	MS RPD	% Rec Limits	% RPD Limits	
QA/QC Batch 601347 (ug/kg), QC Sample No: CJ80890 (CJ80890, CJ80891, CJ80892, CJ80893)											
Polynuclear Aromatic HC - Soil											
2-Methylnaphthalene	ND	230	77	63	20.0	72	75	4.1	40 - 140	30	
Acenaphthene	ND	230	78	67	15.2	72	83	14.2	30 - 130	30	
Acenaphthylene	ND	230	74	65	12.9	53	66	21.8	40 - 140	30	
Anthracene	ND	230	80	69	14.8	73	84	14.0	40 - 140	30	
Benz(a)anthracene	ND	230	83	71	15.6	98	92	6.3	40 - 140	30	
Benzo(a)pyrene	ND	230	82	70	15.8	83	86	3.6	40 - 140	30	
Benzo(b)fluoranthene	ND	230	82	71	14.4	100	88	12.8	40 - 140	30	
Benzo(ghi)perylene	ND	230	81	70	14.6	81	80	1.2	40 - 140	30	
Benzo(k)fluoranthene	ND	230	75	67	11.3	69	80	14.8	40 - 140	30	
Chrysene	ND	230	81	70	14.6	96	93	3.2	40 - 140	30	
Dibenz(a,h)anthracene	ND	230	87	77	12.2	77	95	20.9	40 - 140	30	
Fluoranthene	ND	230	82	68	18.7	138	101	31.0	40 - 140	30	r
Fluorene	ND	230	80	71	11.9	74	90	19.5	40 - 140	30	
Indeno(1,2,3-cd)pyrene	ND	230	89	77	14.5	84	85	1.2	40 - 140	30	
Naphthalene	ND	230	70	56	22.2	70	67	4.4	40 - 140	30	
Phenanthrene	ND	230	79	67	16.4	91	89	2.2	40 - 140	30	
Pyrene	ND	230	78	66	16.7	157	101	43.4	30 - 130	30	m,r
% 2-Fluorobiphenyl	73	%	68	60	12.5	59	67	12.7	30 - 130	30	
% Nitrobenzene-d5	78	%	82	63	26.2	73	78	6.6	30 - 130	30	
% Terphenyl-d14	82	%	87	74	16.1	71	88	21.4	30 - 130	30	

Comment:

Additional 8270 criteria: 20% of compounds can be outside of acceptance criteria as long as recovery is at least 10%. (Acid surrogates acceptance range for aqueous samples: 15-110%, for soils 30-130%)

m = This parameter is outside laboratory MS/MSD specified recovery limits.
r = This parameter is outside laboratory RPD specified recovery limits.

If there are any questions regarding this data, please call Phoenix Client Services at extension 200.

RPD - Relative Percent Difference
LCS - Laboratory Control Sample
LCSD - Laboratory Control Sample Duplicate
MS - Matrix Spike
MS Dup - Matrix Spike Duplicate
NC - No Criteria
Intf - Interference

Phyllis Shiller, Laboratory Director
November 19, 2021

Friday, November 19, 2021

Criteria: CT: GAM, GBM, RC

State: CT

Sample Criteria Exceedances Report

GCJ80890 - TIGHE-EVER

SampNo	Acode	Phoenix Analyte	Criteria	Result	RL	Criteria	RL Criteria	Analysis Units
CJ80890	$8100SMR	Indeno(1,2,3-cd)pyrene	CT / RSR DEC RES (mg/kg) / APS Organics	2000	250	1000	1000	ug/Kg
CJ80890	$8100SMR	Benzo(b)fluoranthene	CT / RSR DEC RES (mg/kg) / Semivolatiles	1500	250	1000	1000	ug/Kg
CJ80890	$8100SMR	Benzo(a)pyrene	CT / RSR DEC RES (mg/kg) / Semivolatiles	1600	250	1000	1000	ug/Kg
CJ80890	$8100SMR	Benzo(ghi)perylene	CT / RSR GA,GAA (mg/kg) / APS Organics	1900	250	1000	1000	ug/Kg
CJ80890	$8100SMR	Chrysene	CT / RSR GA,GAA (mg/kg) / APS Organics	1500	250	1000	1000	ug/Kg
CJ80890	$8100SMR	Indeno(1,2,3-cd)pyrene	CT / RSR GA,GAA (mg/kg) / APS Organics	2000	250	1000	1000	ug/Kg
CJ80890	$8100SMR	Benzo(a)pyrene	CT / RSR GA,GAA (mg/kg) / Semivolatiles	1600	250	1000	1000	ug/Kg
CJ80890	$8100SMR	Benzo(b)fluoranthene	CT / RSR GA,GAA (mg/kg) / Semivolatiles	1500	250	1000	1000	ug/Kg
CJ80890	$8100SMR	Benzo(k)fluoranthene	CT / RSR GA,GAA (mg/kg) / Semivolatiles	1200	250	1000	1000	ug/Kg
CJ80890	$8100SMR	Benzo(ghi)perylene	CT / RSR GB (mg/kg) / APS Organics	1900	250	1000	1000	ug/Kg
CJ80890	$8100SMR	Indeno(1,2,3-cd)pyrene	CT / RSR GB (mg/kg) / APS Organics	2000	250	1000	1000	ug/Kg
CJ80890	$8100SMR	Chrysene	CT / RSR GB (mg/kg) / APS Organics	1500	250	1000	1000	ug/Kg
CJ80890	$8100SMR	Benzo(b)fluoranthene	CT / RSR GB (mg/kg) / Semivolatiles	1500	250	1000	1000	ug/Kg
CJ80890	$8100SMR	Benzo(a)pyrene	CT / RSR GB (mg/kg) / Semivolatiles	1600	250	1000	1000	ug/Kg
CJ80890	$8100SMR	Benzo(k)fluoranthene	CT / RSR GB (mg/kg) / Semivolatiles	1200	250	1000	1000	ug/Kg
CJ80892	$8100SMR	Indeno(1,2,3-cd)pyrene	CT / RSR DEC RES (mg/kg) / APS Organics	3000	260	1000	1000	ug/Kg
CJ80892	$8100SMR	Benzo(b)fluoranthene	CT / RSR DEC RES (mg/kg) / Semivolatiles	2800	260	1000	1000	ug/Kg
CJ80892	$8100SMR	Benzo(a)pyrene	CT / RSR DEC RES (mg/kg) / Semivolatiles	2300	260	1000	1000	ug/Kg
CJ80892	$8100SMR	Benz(a)anthracene	CT / RSR DEC RES (mg/kg) / Semivolatiles	2200	260	1000	1000	ug/Kg
CJ80892	$8100SMR	Indeno(1,2,3-cd)pyrene	CT / RSR GA,GAA (mg/kg) / APS Organics	3000	260	1000	1000	ug/Kg
CJ80892	$8100SMR	Benzo(ghi)perylene	CT / RSR GA,GAA (mg/kg) / APS Organics	3000	260	1000	1000	ug/Kg
CJ80892	$8100SMR	Chrysene	CT / RSR GA,GAA (mg/kg) / APS Organics	3400	260	1000	1000	ug/Kg
CJ80892	$8100SMR	Pyrene	CT / RSR GA,GAA (mg/kg) / Semivolatiles	4200	260	4000	4000	ug/Kg
CJ80892	$8100SMR	Benzo(a)pyrene	CT / RSR GA,GAA (mg/kg) / Semivolatiles	2300	260	1000	1000	ug/Kg
CJ80892	$8100SMR	Benzo(k)fluoranthene	CT / RSR GA,GAA (mg/kg) / Semivolatiles	2300	260	1000	1000	ug/Kg
CJ80892	$8100SMR	Benz(a)anthracene	CT / RSR GA,GAA (mg/kg) / Semivolatiles	2200	260	1000	1000	ug/Kg
CJ80892	$8100SMR	Benzo(b)fluoranthene	CT / RSR GA,GAA (mg/kg) / Semivolatiles	2800	260	1000	1000	ug/Kg
CJ80892	$8100SMR	Chrysene	CT / RSR GB (mg/kg) / APS Organics	3400	260	1000	1000	ug/Kg
CJ80892	$8100SMR	Benzo(ghi)perylene	CT / RSR GB (mg/kg) / APS Organics	3000	260	1000	1000	ug/Kg
CJ80892	$8100SMR	Indeno(1,2,3-cd)pyrene	CT / RSR GB (mg/kg) / APS Organics	3000	260	1000	1000	ug/Kg
CJ80892	$8100SMR	Benz(a)anthracene	CT / RSR GB (mg/kg) / Semivolatiles	2200	260	1000	1000	ug/Kg
CJ80892	$8100SMR	Benzo(b)fluoranthene	CT / RSR GB (mg/kg) / Semivolatiles	2800	260	1000	1000	ug/Kg
CJ80892	$8100SMR	Benzo(a)pyrene	CT / RSR GB (mg/kg) / Semivolatiles	2300	260	1000	1000	ug/Kg
CJ80892	$8100SMR	Benzo(k)fluoranthene	CT / RSR GB (mg/kg) / Semivolatiles	2300	260	1000	1000	ug/Kg
CJ80893	$8100SMR	Indeno(1,2,3-cd)pyrene	CT / RSR DEC RES (mg/kg) / APS Organics	1700	260	1000	1000	ug/Kg
CJ80893	$8100SMR	Benzo(a)pyrene	CT / RSR DEC RES (mg/kg) / Semivolatiles	1500	260	1000	1000	ug/Kg
CJ80893	$8100SMR	Benzo(b)fluoranthene	CT / RSR DEC RES (mg/kg) / Semivolatiles	1100	260	1000	1000	ug/Kg
CJ80893	$8100SMR	Benzo(ghi)perylene	CT / RSR GA,GAA (mg/kg) / APS Organics	1900	260	1000	1000	ug/Kg
CJ80893	$8100SMR	Indeno(1,2,3-cd)pyrene	CT / RSR GA,GAA (mg/kg) / APS Organics	1700	260	1000	1000	ug/Kg
CJ80893	$8100SMR	Benzo(a)pyrene	CT / RSR GA,GAA (mg/kg) / Semivolatiles	1500	260	1000	1000	ug/Kg

Friday, November 19, 2021

Criteria: CT: GAM, GBM, RC

State: CT

Sample Criteria Exceedances Report

GCJ80890 - TIGHE-EVER

SampNo	Acode	Phoenix Analyte	Criteria	Result	RL	Criteria	RL Criteria	Analysis Units
CJ80893	$8100SMR	Benzo(b)fluoranthene	CT / RSR GA,GAA (mg/kg) / Semivolatiles	1100	260	1000	1000	ug/Kg
CJ80893	$8100SMR	Benzo(ghi)perylene	CT / RSR GB (mg/kg) / APS Organics	1900	260	1000	1000	ug/Kg
CJ80893	$8100SMR	Indeno(1,2,3-cd)pyrene	CT / RSR GB (mg/kg) / APS Organics	1700	260	1000	1000	ug/Kg
CJ80893	$8100SMR	Benzo(a)pyrene	CT / RSR GB (mg/kg) / Semivolatiles	1500	260	1000	1000	ug/Kg
CJ80893	$8100SMR	Benzo(b)fluoranthene	CT / RSR GB (mg/kg) / Semivolatiles	1100	260	1000	1000	ug/Kg

Phoenix Laboratories does not assume responsibility for the data contained in this exceedance report. It is provided as an additional tool to identify requested criteria exceedences. All efforts are made to ensure the accuracy of the data (obtained from appropriate agencies). A lack of exceedence information does not necessarily suggest conformance to the criteria. It is ultimately the site professional's responsibility to determine appropriate compliance.

REASONABLE CONFIDENCE PROTOCOL
LABORATORY ANALYSIS QA/QC CERTIFICATION FORM

Laboratory Name: Phoenix Environmental Labs, Inc. ***Client:*** Tighe & Bond

Project Location: EVERSOURCE - ROCKVILLE FORME ***Project Number:***

Laboratory Sample ID(s): CJ80890-CJ80893 ***Sampling Date(s):*** 11/18/2021

List RCP Methods Used (e.g., 8260, 8270, et cetera) 8270

1	**For each analytical method referenced in this laboratory report package, were all specified QA/QC performance criteria followed, including the requirement to explain any criteria falling outside of acceptable guidelines, as specified in the CT DEP method-specific Reasonable Confidence Protocol documents?**	☑ Yes ☐ No
1A	**Were the method specified preservation and holding time requirements met?**	☑ Yes ☐ No
1B	***VPH and EPH methods only:*** **Was the VPH or EPH method conducted without significant modifications (see section 11.3 of respective RCP methods)**	☐ Yes ☐ No ☑ NA
2	**Were all samples received by the laboratory in a condition consistent with that described on the associated Chain-of-Custody document(s)?**	☑ Yes ☐ No
3	**Were samples received at an appropriate temperature (< 6 Degrees C)?**	☑ Yes ☐ No ☐ NA
4	**Were all QA/QC performance criteria specified in the Reasonable Confidence Protocol documents acheived? See Section: SVOA Narration.**	☐ Yes ☑ No
5	**a) Were reporting limits specified or referenced on the chain-of-custody?** **b) Were these reporting limits met?**	☑ Yes ☐ No ☑ Yes ☐ No
6	**For each analytical method referenced in this laboratory report package, were results reported for all constituents identified in the method-specific analyte lists presented in the Reasonable Confidence Protocol documents?**	☐ Yes ☑ No
7	**Are project-specific matrix spikes and laboratory duplicates included in the data set?**	☑ Yes ☐ No

Notes: For all questions to which the response was "No" (with the exception of question #7), additional information must be provided in an attached narrative. If the answer to question #1, #1A or 1B is "No", the data package does not meet the requirements for "Reasonable Confidence". This form may not be altered and all questions must be answered.

I, the undersigned, attest under the pains and penalties of perjury that, to the best of my knowledge and belief and based upon my personal inquiry of those responsible for providing the information contained in this analytical report, such information is accurate and complete.

Authorized Signature: _____ **Position:** Assistant Lab Director

Printed Name: Greg Lawrence **Date:** Friday, November 19, 2021

Name of Laboratory Phoenix Environmental Labs, Inc.

This certification form is to be used for RCP methods only.

Environmental Laboratories, Inc.
587 East Middle Turnpike, P.O.Box 370, Manchester, CT 06045
Tel. (860) 645-1102 Fax (860) 645-0823

ACCREDITED IN ACCORDANCE WITH nelac NY # 11301

RCP Certification Report

November 19, 2021

SDG I.D.: GCJ80890

SDG Comments

8270 Semi-volatile Organics:
The client requested a short list for 8270 RCP Semivolatile. Only the PAH constituents are reported as requested on the chain-of-custody.

SVOA Narration

Were all QA/QC performance criteria specified in the Reasonable Confidence Protocol documents achieved? No.

QC Batch 601347 (Samples: CJ80890, CJ80891, CJ80892, CJ80893): -----

The MS recovery is above the upper range, therefore a slight high bias is possible. (Pyrene)

The MS/MSD RPD exceeds the method criteria for one or more analytes, therefore there may be variability in the reported result. (Fluoranthene, Pyrene)

Instrument:

CHEM19 11/18/21-1 Matt Richard, Chemist 11/18/21

CJ80890 (1X, 1000X), CJ80891 (1X), CJ80892 (1X), CJ80893 (1X)

For 8270 full list, the DDT breakdown and pentachlorophenol & benzidine peak tailing were evaluated in the DFTPP tune and were found to be in control.
For 8270 BN list, benzidine peak tailing was evaluated in the DFTPP tune and was found to be in control.

Initial Calibration Evaluation (CHEM19/19_BN_1029):
100% of target compounds met criteria.
The following compounds had %RSDs >20%: None.
The following compounds did not meet recommended response factors: None.
The following compounds did not meet a minimum response factors: None.

Continuing Calibration Verification (CHEM19/1118_06-19_BN_1029):
Internal standard areas were within 50 to 200% of the initial calibration with the following exceptions: None.
100% of target compounds met criteria.
The following compounds did not meet % deviation criteria: None.
The following compounds did not meet maximum % deviations: None.
The following compounds did not meet recommended response factors: None.
The following compounds did not meet minimum response factors: None.

QC (Site Specific):

Batch 601347 (CJ80890)

CJ80890, CJ80891, CJ80892, CJ80893

All LCS recoveries were within 40 - 140 with the following exceptions: None.
All LCSD recoveries were within 40 - 140 with the following exceptions: None.
All LCS/LCSD RPDs were less than 30% with the following exceptions: None.
All MS recoveries were within 40 - 140 with the following exceptions: Pyrene(157%)
All MSD recoveries were within 40 - 140 with the following exceptions: None.
All MS/MSD RPDs were less than 30% with the following exceptions: Fluoranthene(31.0%), Pyrene(43.4%)
A matrix effect is suspected when a MS/MSD recovery is outside of criteria. No further action is required if LCS/LCSD compounds are within criteria.
Additional 8270 criteria: 20% of compounds can be outside of acceptance criteria as long as recovery is at least 10%. (Acid surrogates acceptance range for aqueous samples: 15-110%, for soils 30-130%)

Environmental Laboratories, Inc.
587 East Middle Turnpike, P.O.Box 370, Manchester, CT 06045
Tel. (860) 645-1102 Fax (860) 645-0823

ACCREDITED IN ACCORDANCE WITH nelac NY # 11301

RCP Certification Report

November 19, 2021

SDG I.D.: GCJ80890

SVOA Narration

Temperature Narration

The samples were received at 5.0C with cooling initiated.
(Note acceptance criteria for relevant matrices is above freezing up to 6°C)

Cooler: Yes [X] No [ ]
Coolant: IPK [ ] ICE [X] No [ ]

CHAIN OF CUSTODY RECORD

PHOENIX Environmental Laboratories, Inc.

587 East Middle Turnpike, P.O. Box 370, Manchester, CT 06040
Email: info@phoenixlabs.com Fax (860) 645-0823
Client Services (860) 645-8726

Temp 5.0 °C Pg 1 of 1

Data Delivery/Contact Options:
[ ] Fax:
[ ] Phone: drew.blicharz@eversource.com
[X] Email: rgille@tighebond.com

Customer: Tighe & Bond, Inc.
Address: 213 Court St., Suite 1100
Middletown, CT

Project: Eversource-Rockville Former MGP
Report to: Drew Blicharz / Richard Gille
Invoice to: Eversource
QUOTE #

Project P.O: 10948703

This section MUST be completed with Bottle Quantities.

Client Sample - Information - Identification

Sampler's Signature: [signature] Date: 11/18/21

Matrix Code:
DW=Drinking Water **GW**=Ground Water **SW**=Surface Water **WW**=Waste Water
RW=Raw Water **SE**=Sediment **SL**=Sludge **S**=Soil **SD**=Solid **W**=Wipe **OIL**=Oil
B=Bulk **L**=Liquid **X** = _____(Other)

Analysis Request

PHOENIX USE ONLY SAMPLE #	Customer Sample Identification	Sample Matrix	Date Sampled	Time Sampled	PAHs	MS/MSD *	GL Amber 8 oz. w/H3PO4	Soil VOA Vials [ ] methanol [ ] H2O	GL Soil container (8) oz	GL Soil container ( ) oz	40 ml VOA Vial [ ] As is [ ] HCL	GL Amber 1000ml [ ] As is [ ] H2SO4	PL As is [ ] 250ml [ ] 500ml [ ] 1000ml	PL H2SO4 [ ] 250ml [ ] 500ml	PL HNO3 250ml	PL NaOH 250ml	Bacteria Bottle w/thio	Bacteria Bottle as is
80890	OSS-4-NE(1-2)	S	11/18/21	1000	X				1									
80891	OSS-4-SE(1-2)	S	11/18/21	1005	X				1									
80892	OSS-4-NW(1-2)	S	11/18/21	1010	X				1									
80893	OSS-4-SW(1-2)	S	11/18/21	1015	X				1									

Relinquished by:	Accepted by:	Date:	Time:
[signature]	[signature]	11/18/21	1215
			1317

Comments, Special Requirements or Regulations:

*MS/MSD are considered site samples and will be billed as such in accordance with the prices quoted.

Turnaround Time:
[ ] 1 Day*
[ ] 2 Days*
[ ] 3 Days*
[X] Standard
[ ] Other
* SURCHARGE APPLIES

RI
[ ] (Residential) Direct Exposure
[ ] (Comm/Industrial) Direct Exposure
[ ] GA Leachability
[ ] GB Leachability
[ ] GA-GW Objectives
[ ] GB-GW Objectives

CT
[X] RCP Cert
[ ] GW Protection
[ ] SW Protection
[X] GA Mobility
[X] GB Mobility
[X] Residential DEC
[X] I/C DEC
[ ] Other

MA
[ ] MCP Certification
[ ] GW-1 [ ] MWRA eSMART
[ ] GW-2 [ ] S-1 10% CALC
[ ] GW-3
[ ] S-1 GW-1 [ ] S-1 GW-2 [ ] S-1 GW-3
[ ] S-2 GW-1 [ ] S-2 GW-2 [ ] S-2 GW-3
[ ] S-3 GW-1 [ ] S-3 GW-2 [ ] S-3 GW-3
[ ] SW Protection

State where samples were collected: CT

Data Format
[ ] Excel
[X] PDF
[ ] GIS/Key
[ ] EQuIS Enviro
[X] Other - data

Data Package
[ ] Tier II Checklist
[ ] Full Data Package*
[X] Phoenix Std Report
[ ] Other
* SURCHARGE APPLIES

PEL-126 REV. 06/20

PHOENIX
Environmental Laboratories, Inc.

Monday, December 06, 2021

Attn: Richard Gille
Tighe & Bond
213 Court St, Suite 1100
Middletown, CT 06457

Project ID: **ROCKVILLE 14 SUBSTATION**
SDG ID: **GCJ86823**
Sample ID#s: **CJ86823**

This laboratory is in compliance with the NELAC requirements of procedures used except where indicated.

This report contains results for the parameters tested, under the sampling conditions described on the Chain Of Custody, as received by the laboratory. This report is incomplete unless all pages indicated in the pagination at the bottom of the page are included.

All soils, solids and sludges are reported on a dry weight basis unless otherwise noted in the sample comments.

A scanned version of the COC form accompanies the analytical report and is an exact duplicate of the original.

Enclosed are revised Analysis Report pages. Please replace and discard the original pages. If you are the client above and have any questions concerning this testing, please do not hesitate to contact Phoenix Client Services at ext.200. The contents of this report cannot be discussed with anyone other than the client listed above without their written consent.

Sincerely yours,

Phyllis Shiller
Laboratory Director

NELAC - #NY11301
CT Lab Registration #PH-0618
MA Lab Registration #M-CT007
ME Lab Registration #CT-007
NH Lab Registration #213693-A,B
NJ Lab Registration #CT-003
NY Lab Registration #11301
PA Lab Registration #68-03530
RI Lab Registration #63
UT Lab Registration #CT00007
VT Lab Registration #VT11301

587 East Middle Turnpike, P.O. Box 370, Manchester, CT 06040
Telephone (860) 645-1102 Fax (860) 645-0823

Environmental Laboratories, Inc.
587 East Middle Turnpike, P.O.Box 370, Manchester, CT 06045
Tel. (860) 645-1102 Fax (860) 645-0823

ACCREDITED IN ACCORDANCE WITH nelac NY # 11301

SDG Comments

December 06, 2021

SDG I.D.: GCJ86823

CJ86823 - Client provided soil jar for volatile analysis. Phoenix prepared sample per method 5035.



Environmental Laboratories, Inc.
587 East Middle Turnpike, P.O.Box 370, Manchester, CT 06045
Tel. (860) 645-1102 Fax (860) 645-0823

Sample Id Cross Reference

December 06, 2021

SDG I.D.: GCJ86823

Project ID: ROCKVILLE 14 SUBSTATION

Client Id	Lab Id	Matrix
CCS-1	CJ86823	SOLID

Environmental Laboratories, Inc.
587 East Middle Turnpike, P.O.Box 370, Manchester, CT 06045
Tel. (860) 645-1102 Fax (860) 645-0823

Analysis Report

December 06, 2021

FOR: Attn: Richard Gille
Tighe & Bond
213 Court St, Suite 1100
Middletown, CT 06457

Sample Information		Custody Information		Date	Time
Matrix:	SOLID	Collected by:		11/30/21	12:35
Location Code:	TIGHE-EVER	Received by:	LB	11/30/21	14:02
Rush Request:	48 Hour	Analyzed by:	see "By" below		
P.O.#:	11092959				

Laboratory Data

SDG ID: GCJ86823
Phoenix ID: CJ86823

Project ID: ROCKVILLE 14 SUBSTATION
Client ID: CCS-1

Parameter	Result	RL/ PQL	Units	Dilution	Date/Time	By	Reference
Arsenic	2.35	0.75	mg/Kg	1	12/01/21	EK	SW6010D
Cadmium	0.88	0.37	mg/Kg	1	12/01/21	EK	SW6010D
Chromium	14.8	0.37	mg/Kg	1	12/01/21	EK	SW6010D
Mercury	0.03	0.03	mg/Kg	2	12/01/21	AP	SW7471B
Lead	28.3	0.37	mg/Kg	1	12/01/21	EK	SW6010D
Percent Solid	94		%		11/30/21	JS	SW846-%Solid
Corrosivity	Negative		Pos/Neg	1	11/30/21	MW	SW846-Corr
Flash Point	>200	200	Degree F	1	12/02/21	BJA	SW1010B
Ignitability	Passed	140	degree F	1	12/02/21	BJA	SW846-Ignit
pH at 25C - Soil	9.20	1.00	pH Units	1	11/30/21 22:05	MW	SW846 9045D
Reactivity Cyanide	< 5	5	mg/Kg	1	12/01/21	DK/GD	SW846 7.3.3.1/90
Reactivity Sulfide	< 20	20	mg/Kg	1	12/01/21	DK/GD	SW846 CH7
Reactivity	Negative		Pos/Neg	1	12/01/21	DK/GD	SW846-React
Soil Extraction for PCB	Completed				11/30/21	O/E	SW3545A
Field Extraction	Completed				11/30/21		SW5035A
Mercury Digestion	Completed				12/01/21	AB/AB	SW7471B
Extraction of ETPH	Completed				12/03/21	R/L	SW3545A
Total Metals Digest	Completed				11/30/21	M/AG	SW3050B
TPH by GC (Extractable Products)							
Ext. Petroleum H.C. (C9-C36)	75	53	mg/Kg	1	12/05/21	JRB	CTETPH 8015D
Identification	**		mg/Kg	1	12/05/21	JRB	CTETPH 8015D
QA/QC Surrogates							
% COD (surr)	106		%	1	12/05/21	JRB	50 - 150 %
% Terphenyl (surr)	97		%	1	12/05/21	JRB	50 - 150 %

Ver 2

Project ID: ROCKVILLE 14 SUBSTATION
Client ID: CCS-1

Phoenix I.D.: CJ86823

Parameter	Result	RL/ PQL	Units	Dilution	Date/Time	By	Reference
Polychlorinated Biphenyls							
PCB-1016	ND	350	ug/Kg	10	12/02/21	SC	SW8082A
PCB-1221	ND	350	ug/Kg	10	12/02/21	SC	SW8082A
PCB-1232	ND	350	ug/Kg	10	12/02/21	SC	SW8082A
PCB-1242	ND	350	ug/Kg	10	12/02/21	SC	SW8082A
PCB-1248	ND	350	ug/Kg	10	12/02/21	SC	SW8082A
PCB-1254	ND	350	ug/Kg	10	12/02/21	SC	SW8082A
PCB-1260	ND	350	ug/Kg	10	12/02/21	SC	SW8082A
PCB-1262	ND	350	ug/Kg	10	12/02/21	SC	SW8082A
PCB-1268	ND	350	ug/Kg	10	12/02/21	SC	SW8082A
QA/QC Surrogates							
% DCBP	51		%	10	12/02/21	SC	30 - 150 %
% DCBP (Confirmation)	59		%	10	12/02/21	SC	30 - 150 %
% TCMX	50		%	10	12/02/21	SC	30 - 150 %
% TCMX (Confirmation)	49		%	10	12/02/21	SC	30 - 150 %
Volatiles							
1,1,1,2-Tetrachloroethane	ND	5.5	ug/Kg	1	12/01/21	JLI	SW8260C
1,1,1-Trichloroethane	ND	5.5	ug/Kg	1	12/01/21	JLI	SW8260C
1,1,2,2-Tetrachloroethane	ND	5.5	ug/Kg	1	12/01/21	JLI	SW8260C
1,1,2-Trichloroethane	ND	5.5	ug/Kg	1	12/01/21	JLI	SW8260C
1,1-Dichloroethane	ND	5.5	ug/Kg	1	12/01/21	JLI	SW8260C
1,1-Dichloroethene	ND	5.5	ug/Kg	1	12/01/21	JLI	SW8260C
1,1-Dichloropropene	ND	5.5	ug/Kg	1	12/01/21	JLI	SW8260C
1,2,3-Trichlorobenzene	ND	5.5	ug/Kg	1	12/01/21	JLI	SW8260C
1,2,3-Trichloropropane	ND	5.5	ug/Kg	1	12/01/21	JLI	SW8260C
1,2,4-Trichlorobenzene	ND	5.5	ug/Kg	1	12/01/21	JLI	SW8260C
1,2,4-Trimethylbenzene	5.9	5.5	ug/Kg	1	12/01/21	JLI	SW8260C
1,2-Dibromo-3-chloropropane	ND	5.5	ug/Kg	1	12/01/21	JLI	SW8260C
1,2-Dibromoethane	ND	5.5	ug/Kg	1	12/01/21	JLI	SW8260C
1,2-Dichlorobenzene	ND	5.5	ug/Kg	1	12/01/21	JLI	SW8260C
1,2-Dichloroethane	ND	5.5	ug/Kg	1	12/01/21	JLI	SW8260C
1,2-Dichloropropane	ND	5.5	ug/Kg	1	12/01/21	JLI	SW8260C
1,3,5-Trimethylbenzene	ND	5.5	ug/Kg	1	12/01/21	JLI	SW8260C
1,3-Dichlorobenzene	ND	5.5	ug/Kg	1	12/01/21	JLI	SW8260C
1,3-Dichloropropane	ND	5.5	ug/Kg	1	12/01/21	JLI	SW8260C
1,4-Dichlorobenzene	ND	5.5	ug/Kg	1	12/01/21	JLI	SW8260C
2,2-Dichloropropane	ND	5.5	ug/Kg	1	12/01/21	JLI	SW8260C
2-Chlorotoluene	ND	5.5	ug/Kg	1	12/01/21	JLI	SW8260C
2-Hexanone	ND	28	ug/Kg	1	12/01/21	JLI	SW8260C
2-Isopropyltoluene	ND	5.5	ug/Kg	1	12/01/21	JLI	SW8260C
4-Chlorotoluene	ND	5.5	ug/Kg	1	12/01/21	JLI	SW8260C
4-Methyl-2-pentanone	ND	28	ug/Kg	1	12/01/21	JLI	SW8260C
Acetone	ND	110	ug/Kg	1	12/01/21	JLI	SW8260C
Acrylonitrile	ND	11	ug/Kg	1	12/01/21	JLI	SW8260C
Benzene	ND	5.5	ug/Kg	1	12/01/21	JLI	SW8260C
Bromobenzene	ND	5.5	ug/Kg	1	12/01/21	JLI	SW8260C
Bromochloromethane	ND	5.5	ug/Kg	1	12/01/21	JLI	SW8260C
Bromodichloromethane	ND	5.5	ug/Kg	1	12/01/21	JLI	SW8260C

Project ID: ROCKVILLE 14 SUBSTATION
Client ID: CCS-1

Phoenix I.D.: CJ86823

Parameter	Result	RL/ PQL	Units	Dilution	Date/Time	By	Reference
Bromoform	ND	5.5	ug/Kg	1	12/01/21	JLI	SW8260C
Bromomethane	ND	5.5	ug/Kg	1	12/01/21	JLI	SW8260C
Carbon Disulfide	ND	5.5	ug/Kg	1	12/01/21	JLI	SW8260C
Carbon tetrachloride	ND	5.5	ug/Kg	1	12/01/21	JLI	SW8260C
Chlorobenzene	ND	5.5	ug/Kg	1	12/01/21	JLI	SW8260C
Chloroethane	ND	5.5	ug/Kg	1	12/01/21	JLI	SW8260C
Chloroform	ND	5.5	ug/Kg	1	12/01/21	JLI	SW8260C
Chloromethane	ND	5.5	ug/Kg	1	12/01/21	JLI	SW8260C
cis-1,2-Dichloroethene	ND	5.5	ug/Kg	1	12/01/21	JLI	SW8260C
cis-1,3-Dichloropropene	ND	5.5	ug/Kg	1	12/01/21	JLI	SW8260C
Dibromochloromethane	ND	5.5	ug/Kg	1	12/01/21	JLI	SW8260C
Dibromomethane	ND	5.5	ug/Kg	1	12/01/21	JLI	SW8260C
Dichlorodifluoromethane	ND	5.5	ug/Kg	1	12/01/21	JLI	SW8260C
Ethylbenzene	ND	5.5	ug/Kg	1	12/01/21	JLI	SW8260C
Hexachlorobutadiene	ND	5.5	ug/Kg	1	12/01/21	JLI	SW8260C
Isopropylbenzene	ND	5.5	ug/Kg	1	12/01/21	JLI	SW8260C
m&p-Xylene	ND	5.5	ug/Kg	1	12/01/21	JLI	SW8260C
Methyl Ethyl Ketone	ND	28	ug/Kg	1	12/01/21	JLI	SW8260C
Methyl t-butyl ether (MTBE)	ND	11	ug/Kg	1	12/01/21	JLI	SW8260C
Methylene chloride	ND	11	ug/Kg	1	12/01/21	JLI	SW8260C
Naphthalene	300	280	ug/Kg	50	12/01/21	JLI	SW8260C
n-Butylbenzene	ND	5.5	ug/Kg	1	12/01/21	JLI	SW8260C
n-Propylbenzene	ND	5.5	ug/Kg	1	12/01/21	JLI	SW8260C
o-Xylene	ND	5.5	ug/Kg	1	12/01/21	JLI	SW8260C
p-Isopropyltoluene	ND	5.5	ug/Kg	1	12/01/21	JLI	SW8260C
sec-Butylbenzene	ND	5.5	ug/Kg	1	12/01/21	JLI	SW8260C
Styrene	ND	5.5	ug/Kg	1	12/01/21	JLI	SW8260C
tert-Butylbenzene	ND	5.5	ug/Kg	1	12/01/21	JLI	SW8260C
Tetrachloroethene	ND	5.5	ug/Kg	1	12/01/21	JLI	SW8260C
Tetrahydrofuran (THF)	ND	11	ug/Kg	1	12/01/21	JLI	SW8260C
Toluene	ND	5.5	ug/Kg	1	12/01/21	JLI	SW8260C
Total Xylenes	ND	5.5	ug/Kg	1	12/01/21	JLI	SW8260C
trans-1,2-Dichloroethene	ND	5.5	ug/Kg	1	12/01/21	JLI	SW8260C
trans-1,3-Dichloropropene	ND	5.5	ug/Kg	1	12/01/21	JLI	SW8260C
trans-1,4-dichloro-2-butene	ND	11	ug/Kg	1	12/01/21	JLI	SW8260C
Trichloroethene	ND	5.5	ug/Kg	1	12/01/21	JLI	SW8260C
Trichlorofluoromethane	ND	5.5	ug/Kg	1	12/01/21	JLI	SW8260C
Trichlorotrifluoroethane	ND	5.5	ug/Kg	1	12/01/21	JLI	SW8260C
Vinyl chloride	ND	5.5	ug/Kg	1	12/01/21	JLI	SW8260C
QA/QC Surrogates							
% 1,2-dichlorobenzene-d4	100		%	1	12/01/21	JLI	70 - 130 %
% Bromofluorobenzene	89		%	1	12/01/21	JLI	70 - 130 %
% Dibromofluoromethane	71		%	1	12/01/21	JLI	70 - 130 %
% Toluene-d8	97		%	1	12/01/21	JLI	70 - 130 %
% 1,2-dichlorobenzene-d4 (50x)	100		%	50	12/01/21	JLI	70 - 130 %
% Bromofluorobenzene (50x)	86		%	50	12/01/21	JLI	70 - 130 %
% Dibromofluoromethane (50x)	92		%	50	12/01/21	JLI	70 - 130 %
% Toluene-d8 (50x)	93		%	50	12/01/21	JLI	70 - 130 %

Ver 2

Project ID: ROCKVILLE 14 SUBSTATION
Client ID: CCS-1
Phoenix I.D.: CJ86823

Parameter	Result	RL/ PQL	Units	Dilution	Date/Time	By	Reference

RL/PQL=Reporting/Practical Quantitation Level ND=Not Detected BRL=Below Reporting Level
QA/QC Surrogates: Surrogates are compounds (preceeded with a %) added by the lab to determine analysis efficiency. Surrogate results(%) listed in the report are not "detected" compounds.

Comments:

Corrosivity is based solely on the pH analysis performed above.

Ignitability is based solely on the results of the closed cup flashpoint analysis performed above. Passed is >140 degree F.

The regulatory hold time for pH is immediately. This pH was performed in the laboratory and may be considered outside of hold-time.

The reactivity, reported above, is based only on the EPA Interim Guidance for Reactive Cyanide. This method is no longer listed in the current version of SW-846.

The reactivity, reported above, is based only on the EPA Interim Guidance for Reactive Sulfide. This method is no longer listed in the current version of SW-846.

Volatile Comment:
L flag signifies that this sample was not collected in accordance with EPA method 5035. NELAC requires the laboratory to qualify the volatile soil data as biased low.

TPH Comment:
**Petroleum hydrocarbon chromatogram contains a multicomponent hydrocarbon distribution in the range of C20 to C36. The sample was quantitated against a C9-C36 alkane hydrocarbon standard.

All soils, solids and sludges are reported on a dry weight basis unless otherwise noted in the sample comments.

If you are the client above and have any questions concerning this testing, please do not hesitate to contact Phoenix Client Services at ext.200.
The contents of this report cannot be discussed with anyone other than the client listed above without their written consent.



Phyllis Shiller, Laboratory Director
December 06, 2021
Reviewed and Released by: Greg Lawrence, Assistant Lab Director

Environmental Laboratories, Inc.
587 East Middle Turnpike, P.O.Box 370, Manchester, CT 06045
Tel. (860) 645-1102 Fax (860) 645-0823

QA/QC Report

December 06, 2021

QA/QC Data

SDG I.D.: GCJ86823

Parameter	Blank	Blk RL	Sample Result	Dup Result	Dup RPD	LCS %	LCSD %	LCS RPD	MS %	MSD %	MS RPD	% Rec Limits	% RPD Limits
QA/QC Batch 602564 (mg/kg), QC Sample No: CJ86600 2X (CJ86823)													
Mercury - Soil	BRL	0.03	<0.03	<0.03	NC	125	109	13.7	97.0	96.6	0.4	70 - 130	30
Comment:													
Additional Mercury criteria: LCS acceptance range for waters is 80-120% and for soils is 70-130%. MS acceptance range is 75-125%.													
QA/QC Batch 602474 (mg/kg), QC Sample No: CJ86583 (CJ86823)													
ICP Metals - Soil													
Arsenic	BRL	0.67	0.91	0.80	NC	99.6	104	4.3	90.6			75 - 125	35
Cadmium	BRL	0.33	0.93	0.94	NC	97.9	102	4.1	95.3			75 - 125	35
Chromium	BRL	0.33	9.51	8.57	10.4	91.9	94.8	3.1	95.2			75 - 125	35
Lead	BRL	0.33	11.4	9.00	23.5	101	106	4.8	93.6			75 - 125	35
Comment:													
Additional Criteria: LCS acceptance range is 80-120% MS acceptance range 75-125%.													

Environmental Laboratories, Inc.
587 East Middle Turnpike, P.O.Box 370, Manchester, CT 06045
Tel. (860) 645-1102 Fax (860) 645-0823

QA/QC Report

December 06, 2021

QA/QC Data

SDG I.D.: GCJ86823

Parameter	Blank	Blk RL	Sample Result	Dup Result	Dup RPD	LCS %	LCSD %	LCS RPD	MS %	MSD %	MS RPD	% Rec Limits	% RPD Limits
QA/QC Batch 602571 (mg/Kg), QC Sample No: CJ87354 5X (CJ86823)													
Reactivity Cyanide	BRL	5	<5	<5.3	NC	97.7						85 - 115	30
Reactivity Sulfide	BRL	20	20.2	<20	NC	91.8						80 - 120	30
QA/QC Batch 602551 (PH), QC Sample No: CJ86493 (CJ86823)													
pH at 25C - Soil			6.29	6.27	0.30	101						85 - 115	20
QA/QC Batch 602812 (Degree F), QC Sample No: CJ87199 (CJ86823)													
Flash Point			>200	>200	NC	101						75 - 125	30

Comment:

Additional criteria matrix spike acceptance range is 75-125%.

Environmental Laboratories, Inc.
587 East Middle Turnpike, P.O.Box 370, Manchester, CT 06045
Tel. (860) 645-1102 Fax (860) 645-0823

QA/QC Report

December 06, 2021

QA/QC Data

SDG I.D.: GCJ86823

Parameter	Blank	Blk RL	LCS %	LCSD %	LCS RPD	MS %	MSD %	MS RPD	% Rec Limits	% RPD Limits
QA/QC Batch 603020 (mg/Kg), QC Sample No: CJ89377 (CJ86823)										
TPH by GC (Extractable Products) - Solid										
Ext. Petroleum H.C. (C9-C36)	ND	50	105	107	1.9				60 - 120	30
% COD (surr)	140	%	129	105	20.5				50 - 150	30
% Terphenyl (surr)	142	%	118	97	19.5				50 - 150	30
Comment:										
Additional surrogate criteria: LCS acceptance range is 60-120% MS acceptance range 50-150%. The ETPH/DRO LCS has been normalized based on the alkane calibration.										
QA/QC Batch 602487 (ug/Kg), QC Sample No: CJ86735 2X (CJ86823)										
Polychlorinated Biphenyls - Solid										
PCB-1016	ND	33	86	85	1.2	80	82	2.5	40 - 140	30
PCB-1221	ND	33							40 - 140	30
PCB-1232	ND	33							40 - 140	30
PCB-1242	ND	33							40 - 140	30
PCB-1248	ND	33							40 - 140	30
PCB-1254	ND	33							40 - 140	30
PCB-1260	ND	33	85	84	1.2	83	86	3.6	40 - 140	30
PCB-1262	ND	33							40 - 140	30
PCB-1268	ND	33							40 - 140	30
% DCBP (Surrogate Rec)	73	%	82	81	1.2	78	82	5.0	30 - 150	30
% DCBP (Surrogate Rec) (Confirm	76	%	88	88	0.0	84	86	2.4	30 - 150	30
% TCMX (Surrogate Rec)	69	%	80	79	1.3	75	77	2.6	30 - 150	30
% TCMX (Surrogate Rec) (Confirm	69	%	80	80	0.0	77	78	1.3	30 - 150	30
QA/QC Batch 602782 (ug/kg), QC Sample No: CJ86596 (CJ86823)										
Volatiles - Solid (Low Level)										
1,1,1,2-Tetrachloroethane	ND	5.0	87	97	10.9	96	88	8.7	70 - 130	30
1,1,1-Trichloroethane	ND	5.0	79	86	8.5	87	81	7.1	70 - 130	30
1,1,2,2-Tetrachloroethane	ND	3.0	95	107	11.9	105	97	7.9	70 - 130	30
1,1,2-Trichloroethane	ND	5.0	93	104	11.2	104	95	9.0	70 - 130	30
1,1-Dichloroethane	ND	5.0	91	99	8.4	101	94	7.2	70 - 130	30
1,1-Dichloroethene	ND	5.0	84	92	9.1	93	86	7.8	70 - 130	30
1,1-Dichloropropene	ND	5.0	90	98	8.5	99	86	14.1	70 - 130	30
1,2,3-Trichlorobenzene	ND	5.0	94	107	12.9	90	72	22.2	70 - 130	30
1,2,3-Trichloropropane	ND	5.0	91	101	10.4	97	91	6.4	70 - 130	30
1,2,4-Trichlorobenzene	ND	5.0	96	108	11.8	94	72	26.5	70 - 130	30
1,2,4-Trimethylbenzene	ND	1.0	93	102	9.2	100	83	18.6	70 - 130	30
1,2-Dibromo-3-chloropropane	ND	5.0	92	104	12.2	99	91	8.4	70 - 130	30
1,2-Dibromoethane	ND	5.0	91	102	11.4	102	95	7.1	70 - 130	30
1,2-Dichlorobenzene	ND	5.0	90	100	10.5	96	82	15.7	70 - 130	30
1,2-Dichloroethane	ND	5.0	70	79	12.1	78	74	5.3	70 - 130	30
1,2-Dichloropropane	ND	5.0	94	104	10.1	106	98	7.8	70 - 130	30
1,3,5-Trimethylbenzene	ND	1.0	94	102	8.2	101	83	19.6	70 - 130	30

QA/QC Data

SDG I.D.: GCJ86823

Parameter	Blank	Blk RL	LCS %	LCSD %	LCS RPD	MS %	MSD %	MS RPD	% Rec Limits	% RPD Limits	
1,3-Dichlorobenzene	ND	5.0	93	104	11.2	99	83	17.6	70 - 130	30	
1,3-Dichloropropane	ND	5.0	93	103	10.2	102	97	5.0	70 - 130	30	
1,4-Dichlorobenzene	ND	5.0	91	100	9.4	95	81	15.9	70 - 130	30	
2,2-Dichloropropane	ND	5.0	85	92	7.9	90	81	10.5	70 - 130	30	
2-Chlorotoluene	ND	5.0	101	111	9.4	110	93	16.7	70 - 130	30	
2-Hexanone	ND	25	84	94	11.2	89	90	1.1	70 - 130	30	
2-Isopropyltoluene	ND	5.0	93	104	11.2	99	81	20.0	70 - 130	30	
4-Chlorotoluene	ND	5.0	98	108	9.7	106	89	17.4	70 - 130	30	
4-Methyl-2-pentanone	ND	25	85	97	13.2	94	87	7.7	70 - 130	30	
Acetone	ND	10	61	68	10.9	86	91	5.6	70 - 130	30	l
Acrylonitrile	ND	5.0	88	100	12.8	94	89	5.5	70 - 130	30	
Benzene	ND	1.0	97	107	9.8	110	100	9.5	70 - 130	30	
Bromobenzene	ND	5.0	96	106	9.9	106	94	12.0	70 - 130	30	
Bromochloromethane	ND	5.0	99	109	9.6	108	101	6.7	70 - 130	30	
Bromodichloromethane	ND	5.0	78	88	12.0	89	82	8.2	70 - 130	30	
Bromoform	ND	5.0	82	92	11.5	86	83	3.6	70 - 130	30	
Bromomethane	ND	5.0	76	81	6.4	87	84	3.5	70 - 130	30	
Carbon Disulfide	ND	5.0	79	86	8.5	84	79	6.1	70 - 130	30	
Carbon tetrachloride	ND	5.0	80	73	9.2	73	66	10.1	70 - 130	30	m
Chlorobenzene	ND	5.0	92	103	11.3	102	91	11.4	70 - 130	30	
Chloroethane	ND	5.0	73	82	11.6	85	82	3.6	70 - 130	30	
Chloroform	ND	5.0	83	91	9.2	92	87	5.6	70 - 130	30	
Chloromethane	ND	5.0	81	88	8.3	88	85	3.5	70 - 130	30	
cis-1,2-Dichloroethene	ND	5.0	101	111	9.4	111	105	5.6	70 - 130	30	
cis-1,3-Dichloropropene	ND	5.0	91	103	12.4	102	93	9.2	70 - 130	30	
Dibromochloromethane	ND	3.0	84	94	11.2	93	87	6.7	70 - 130	30	
Dibromomethane	ND	5.0	86	97	12.0	98	91	7.4	70 - 130	30	
Dichlorodifluoromethane	ND	5.0	67	73	8.6	74	63	16.1	70 - 130	30	l,m
Ethylbenzene	ND	1.0	95	103	8.1	104	91	13.3	70 - 130	30	
Hexachlorobutadiene	ND	5.0	84	93	10.2	72	47	42.0	70 - 130	30	m,r
Isopropylbenzene	ND	1.0	105	116	10.0	115	94	20.1	70 - 130	30	
m&p-Xylene	ND	2.0	96	104	8.0	103	89	14.6	70 - 130	30	
Methyl ethyl ketone	ND	5.0	82	92	11.5	89	86	3.4	70 - 130	30	
Methyl t-butyl ether (MTBE)	ND	1.0	76	85	11.2	85	83	2.4	70 - 130	30	
Methylene chloride	ND	5.0	75	83	10.1	86	85	1.2	70 - 130	30	
n-Butylbenzene	ND	1.0	93	102	9.2	93	70	28.2	70 - 130	30	
n-Propylbenzene	ND	1.0	102	111	8.5	109	87	22.4	70 - 130	30	
o-Xylene	ND	2.0	97	107	9.8	107	94	12.9	70 - 130	30	
p-Isopropyltoluene	ND	1.0	96	105	9.0	100	78	24.7	70 - 130	30	
sec-Butylbenzene	ND	1.0	97	107	9.8	101	79	24.4	70 - 130	30	
Styrene	ND	5.0	97	107	9.8	105	93	12.1	70 - 130	30	
tert-Butylbenzene	ND	1.0	98	107	8.8	105	84	22.2	70 - 130	30	
Tetrachloroethene	ND	5.0	90	100	10.5	101	80	23.2	70 - 130	30	
Tetrahydrofuran (THF)	ND	5.0	82	94	13.6	88	86	2.3	70 - 130	30	
Toluene	ND	1.0	96	106	9.9	108	95	12.8	70 - 130	30	
trans-1,2-Dichloroethene	ND	5.0	88	96	8.7	97	93	4.2	70 - 130	30	
trans-1,3-Dichloropropene	ND	5.0	87	98	11.9	96	88	8.7	70 - 130	30	
trans-1,4-dichloro-2-butene	ND	5.0	105	119	12.5	109	99	9.6	70 - 130	30	
Trichloroethene	ND	5.0	92	101	9.3	103	91	12.4	70 - 130	30	
Trichlorofluoromethane	ND	5.0	67	72	7.2	74	68	8.5	70 - 130	30	l,m
Trichlorotrifluoroethane	ND	5.0	71	78	9.4	79	66	17.9	70 - 130	30	m
Vinyl chloride	ND	5.0	90	98	8.5	102	95	7.1	70 - 130	30	
% 1,2-dichlorobenzene-d4	99	%	99	100	1.0	98	99	1.0	70 - 130	30	

QA/QC Data

SDG I.D.: GCJ86823

Parameter	Blank	Blk RL		LCS %	LCSD %	LCS RPD	MS %	MSD %	MS RPD	% Rec Limits	% RPD Limits	
% Bromofluorobenzene	89	%		92	93	1.1	92	94	2.2	70 - 130	30	
% Dibromofluoromethane	101	%		101	98	3.0	98	99	1.0	70 - 130	30	
% Toluene-d8	97	%		99	99	0.0	100	98	2.0	70 - 130	30	

Comment:

Additional 8260 criteria: 10% of LCS/LCSD compounds can be outside of acceptance criteria as long as recovery is 40-160%, 25-160% for Chloroethane-HL and Trichlorofluoromethane-HL.

QA/QC Batch 602647H (ug/kg), QC Sample No: CJ87191 50X (CJ86823 (50X))

Volatiles - Solid (High Level)

Naphthalene	ND	250		146	139	4.9	119	132	10.4	70 - 130	30	l,m
% 1,2-dichlorobenzene-d4	100	%		99	100	1.0	98	98	0.0	70 - 130	30	
% Bromofluorobenzene	86	%		91	90	1.1	90	91	1.1	70 - 130	30	
% Dibromofluoromethane	95	%		95	95	0.0	94	95	1.1	70 - 130	30	
% Toluene-d8	93	%		97	97	0.0	98	97	1.0	70 - 130	30	

Comment:

Additional 8260 criteria: 10% of LCS/LCSD compounds can be outside of acceptance criteria as long as recovery is 40-160%, 25-160% for Chloroethane-HL and Trichlorofluoromethane-HL.

l = This parameter is outside laboratory LCS/LCSD specified recovery limits.
m = This parameter is outside laboratory MS/MSD specified recovery limits.
r = This parameter is outside laboratory RPD specified recovery limits.

If there are any questions regarding this data, please call Phoenix Client Services at extension 200.

RPD - Relative Percent Difference
LCS - Laboratory Control Sample
LCSD - Laboratory Control Sample Duplicate
MS - Matrix Spike
MS Dup - Matrix Spike Duplicate
NC - No Criteria
Intf - Interference

Phyllis Shiller, Laboratory Director
December 06, 2021

Monday, December 06, 2021

Criteria: None

State: CT

Sample Criteria Exceedances Report

GCJ86823 - TIGHE-EVER

SampNo	Acode	Phoenix Analyte	Criteria	Result	RL	Criteria	RL Criteria	Analysis Units

*** No Data to Display ***

Phoenix Laboratories does not assume responsibility for the data contained in this exceedance report. It is provided as an additional tool to identify requested criteria exceedences. All efforts are made to ensure the accuracy of the data (obtained from appropriate agencies). A lack of exceedence information does not necessarily suggest conformance to the criteria. It is ultimately the site professional's responsibility to determine appropriate compliance.

REASONABLE CONFIDENCE PROTOCOL
LABORATORY ANALYSIS QA/QC CERTIFICATION FORM

Laboratory Name: Phoenix Environmental Labs, Inc. ***Client:*** Tighe & Bond

Project Location: ROCKVILLE 14 SUBSTATION ***Project Number:***

Laboratory Sample ID(s): CJ86823 ***Sampling Date(s):*** 11/30/2021

List RCP Methods Used (e.g., 8260, 8270, et cetera) 6010, 7470/7471, 8082, 8260, ETPH

1	**For each analytical method referenced in this laboratory report package, were all specified QA/QC performance criteria followed, including the requirement to explain any criteria falling outside of acceptable guidelines, as specified in the CT DEP method-specific Reasonable Confidence Protocol documents?**	☑ Yes ☐ No
1A	**Were the method specified preservation and holding time requirements met?**	☑ Yes ☐ No
1B	***VPH and EPH methods only:*** **Was the VPH or EPH method conducted without significant modifications (see section 11.3 of respective RCP methods)**	☐ Yes ☐ No ☑ NA
2	**Were all samples received by the laboratory in a condition consistent with that described on the associated Chain-of-Custody document(s)?**	☑ Yes ☐ No
3	**Were samples received at an appropriate temperature (< 6 Degrees C)?**	☑ Yes ☐ No ☐ NA
4	**Were all QA/QC performance criteria specified in the Reasonable Confidence Protocol documents acheived? See Section: VOA Narration.**	☐ Yes ☑ No
5	**a) Were reporting limits specified or referenced on the chain-of-custody?** **b) Were these reporting limits met?**	☐ Yes ☑ No ☑ Yes ☐ No
6	**For each analytical method referenced in this laboratory report package, were results reported for all constituents identified in the method-specific analyte lists presented in the Reasonable Confidence Protocol documents?**	☐ Yes ☑ No
7	**Are project-specific matrix spikes and laboratory duplicates included in the data set?**	☐ Yes ☑ No

Notes: For all questions to which the response was "No" (with the exception of question #7), additional information must be provided in an attached narrative. If the answer to question #1, #1A or 1B is "No", the data package does not meet the requirements for "Reasonable Confidence". This form may not be altered and all questions must be answered.

I, the undersigned, attest under the pains and penalties of perjury that, to the best of my knowledge and belief and based upon my personal inquiry of those responsible for providing the information contained in this analytical report, such information is accurate and complete.

Authorized Signature: _____ **Position:** Assistant Lab Director

Printed Name: Greg Lawrence **Date:** Monday, December 06, 2021

Name of Laboratory Phoenix Environmental Labs, Inc.

This certification form is to be used for RCP methods only.

Environmental Laboratories, Inc.
587 East Middle Turnpike, P.O.Box 370, Manchester, CT 06045
Tel. (860) 645-1102 Fax (860) 645-0823

NY # 11301

RCP Certification Report

December 06, 2021

SDG I.D.: GCJ86823

SDG Comments

Metals Analysis:
The client requested a site specific list of elements which is shorter than the 6010 RCP list. The following analytes from the 6010 RCP Metals list were not reported: Antimony, Barium, Beryllium, Copper, Nickel, Selenium, Silver, Thallium, Vanadium, Zinc.

Cyanide Narration

Were all QA/QC performance criteria specified in the Reasonable Confidence Protocol documents achieved? Yes.

Instrument:

LACHAT 12/01/21-1 Dan Kinney, Greg Danielewski, Chemist 12/01/21

CJ86823

The samples were distilled in accordance with the method.
The initial calibration met criteria.

The calibration check standards (ICV,CCV) were within 15% of true value and were analyzed at a frequencey of one per ten samples.
The continuing calibration blanks (ICB,CCB) had concentrations less than the reporting level.

The method blank, laboratory control sample (LCS), and matrix spike were distilled with the samples.

QC (Batch Specific):

Batch 602571 (CJ87354)

CJ86823

All LCS recoveries were within 80 - 120 with the following exceptions: None.
Additional: LCS acceptance range is 80-120% for soils MS acceptance range 75-125% for soils

ETPH Narration

Were all QA/QC performance criteria specified in the Reasonable Confidence Protocol documents achieved? Yes.

Instrument:

AU-FID11 12/04/21-1 Jeff Bucko, Chemist 12/04/21

CJ86823 (1X)

The initial calibration (ETPHO11I) RSD for the compound list was less than 30% except for the following compounds: None.
As per section 7.2.3, a discrimination check standard was run (D04A005_1) and contained the following outliers: None.
The continuing calibration %D for the compound list was less than 30% except for the following compounds:None.

QC (Batch Specific):

Batch 603020 (CJ89377)

CJ86823

All LCS recoveries were within 60 - 120 with the following exceptions: None.
All LCSD recoveries were within 60 - 120 with the following exceptions: None.
All LCS/LCSD RPDs were less than 30% with the following exceptions: None.
Additional surrogate criteria: LCS acceptance range is 60-120% MS acceptance range 50-150%. The ETPH/DRO LCS has been normalized based on the alkane calibration.

Environmental Laboratories, Inc.
587 East Middle Turnpike, P.O.Box 370, Manchester, CT 06045
Tel. (860) 645-1102 Fax (860) 645-0823

NY # 11301

Certification Report

December 06, 2021

SDG I.D.: GCJ86823

Mercury Narration

Were all QA/QC performance criteria specified in the analytical method achieved? Yes.

Instrument:

MERLIN 12/01/21 07:48 Alex Purdue, Chemist 12/01/21

CJ86823

The method preparation blank, ICB, and CCBs contain all of the acids and reagents as the samples.
The initial calibration met all criteria including a standard run at or below the reporting level.
All calibration verification standards (ICV, CCV) met criteria.
All calibration blank verification standards (ICB, CCB) met criteria.
The matrix spike sample is used to identify spectral interference for each batch of samples, if within 85-115%, no interference is observed and no further action is taken.
The following Initial Calibration Verification (ICV) compounds did not meet criteria: None.
The following Continuing Calibration Verification (CCV) compounds did not meet criteria: None.

QC (Batch Specific):

Batch 602564 (CJ86600)

CJ86823

All LCS recoveries were within 70 - 130 with the following exceptions: None.
All LCSD recoveries were within 70 - 130 with the following exceptions: None.
All LCS/LCSD RPDs were less than 30% with the following exceptions: None.
Additional Mercury criteria: LCS acceptance range for waters is 80-120% and for soils is 70-130%. MS acceptance range is 75-125%.

ICP Metals Narration

Were all QA/QC performance criteria specified in the analytical method achieved? Yes.

Instrument:

ARCOS-2 11/30/21 09:13 Emily Kolominskaya, Chemist 11/30/21

CJ86823

The linear range is defined daily by the calibration range.
The following Initial Calibration Verification (ICV) compounds did not meet criteria: None.
The following Continuing Calibration Verification (CCV) compounds did not meet criteria: None.
The following ICP Interference Check (ICSAB) compounds did not meet criteria: None.

QC (Batch Specific):

Batch 602474 (CJ86583)

CJ86823

All LCS recoveries were within 75 - 125 with the following exceptions: None.
All LCSD recoveries were within 75 - 125 with the following exceptions: None.
All LCS/LCSD RPDs were less than 35% with the following exceptions: None.
Additional Criteria: LCS acceptance range is 80-120% MS acceptance range 75-125%.

PCB Narration

Were all QA/QC performance criteria specified in the Reasonable Confidence Protocol documents achieved? Yes.

Environmental Laboratories, Inc.
587 East Middle Turnpike, P.O.Box 370, Manchester, CT 06045
Tel. (860) 645-1102 Fax (860) 645-0823

ACCREDITED IN ACCORDANCE WITH nelac NY # 11301

RCP Certification Report

December 06, 2021

SDG I.D.: GCJ86823

PCB Narration

Instrument:

AU-ECD6 12/02/21-1 Saadia Chudary, Chemist 12/02/21

CJ86823 (10X)

The initial calibration (PC1020AI) RSD for the compound list was less than 20% except for the following compounds: None.
The initial calibration (PC1020BI) RSD for the compound list was less than 20% except for the following compounds: None.
The continuing calibration %D for the compound list was less than 15% except for the following compounds:None.

QC (Batch Specific):

Batch 602487 (CJ86735)

CJ86823

All LCS recoveries were within 40 - 140 with the following exceptions: None.
All LCSD recoveries were within 40 - 140 with the following exceptions: None.
All LCS/LCSD RPDs were less than 30% with the following exceptions: None.

VOA Narration

Were all QA/QC performance criteria specified in the Reasonable Confidence Protocol documents achieved? No.

QC Batch 602647H: -----

The QC recovery for one analyte are above the upper range, therefore a high bias is possible. (Naphthalene)

QC Batch 602782 (Samples: CJ86823): -----

Several QC recoveries are below the lower range. A low bias is possible. (Dichlorodifluoromethane, Trichlorofluoromethane)

The LCS/LCSD is below the lower range. A low bias is possible. (Acetone)

Instrument:

CHEM03 11/30/21-2 Jane Li, Chemist 11/30/21

CJ86823 (50X)

Initial Calibration Evaluation (CHEM03/VT-L112421P):
99% of target compounds met criteria.
The following compounds had %RSDs >20%: None.
The following compounds did not meet Table 4 recommended minimum response factors: None.
The following compounds did not meet the minimum response factor of 0.05: None.

Continuing Calibration Verification (CHEM03/1130_39-VT-L112421P):
Internal standard areas were within 50 to 200% of the initial calibration with the following exceptions: None.
98% of target compounds met criteria.
The following compounds did not meet % deviation criteria: None.
The following compounds did not meet maximum % deviations: None.
The following compounds did not meet Table 4 recommended minimum response factors: None.

CHEM03 12/01/21-1 Jane Li, Chemist 12/01/21

CJ86823 (1X)

Environmental Laboratories, Inc.
587 East Middle Turnpike, P.O.Box 370, Manchester, CT 06045
Tel. (860) 645-1102 Fax (860) 645-0823

ACCREDITED IN ACCORDANCE WITH nelac NY # 11301

RCP Certification Report

December 06, 2021

SDG I.D.: GCJ86823

VOA Narration

Initial Calibration Evaluation (CHEM03/VT-L112421P):
99% of target compounds met criteria.
The following compounds had %RSDs >20%: Acetone 29% (20%)
The following compounds did not meet Table 4 recommended minimum response factors: Acetone 0.076 (0.1), Tetrachloroethene 0.185 (0.2)
The following compounds did not meet the minimum response factor of 0.05: None.

Continuing Calibration Verification (CHEM03/1201_02-VT-L112421P):
Internal standard areas were within 50 to 200% of the initial calibration with the following exceptions: None.
94% of target compounds met criteria.
The following compounds did not meet % deviation criteria: Acetone 39%L (30%), Carbon tetrachloride 33%L (30%), Dichlorodifluoromethane 32%L (30%), Trichlorofluoromethane 34%L (30%)
The following compounds did not meet maximum % deviations: None.
The following compounds did not meet Table 4 recommended minimum response factors: Acetone 0.046 (0.05)

QC (Batch Specific):

Batch 602647H (CJ87191) CHEM03 11/30/2021-2

CJ86823(50X)

All LCS recoveries were within 70 - 130 with the following exceptions: Naphthalene(146%)
All LCSD recoveries were within 70 - 130 with the following exceptions: Naphthalene(139%)
All LCS/LCSD RPDs were less than 30% with the following exceptions: None.
Additional 8260 criteria: 10% of LCS/LCSD compounds can be outside of acceptance criteria as long as recovery is 40-160%, 25-160% for Chloroethane-HL and Trichlorofluoromethane-HL.

Batch 602782 (CJ86596) CHEM03 12/1/2021-1

CJ86823(1X)

All LCS recoveries were within 70 - 130 with the following exceptions: Acetone(61%), Dichlorodifluoromethane(67%), Trichlorofluoromethane(67%)
All LCSD recoveries were within 70 - 130 with the following exceptions: Acetone(68%)
All LCS/LCSD RPDs were less than 30% with the following exceptions: None.
Additional 8260 criteria: 10% of LCS/LCSD compounds can be outside of acceptance criteria as long as recovery is 40-160%, 25-160% for Chloroethane-HL and Trichlorofluoromethane-HL.

Temperature Narration

The samples were received at 1.7C with cooling initiated.
(Note acceptance criteria for relevant matrices is above freezing up to 6°C)

Cooler: Yes [X] No [ ]
Coolant: IPK [ ] ICE [X] No [ ]

CHAIN OF CUSTODY RECORD

Temp 7 °C Pg 1 of 1

PHOENIX *Environmental Laboratories, Inc.*

587 East Middle Turnpike, P.O. Box 370, Manchester, CT 06040
Email: info@phoenixlabs.com Fax (860) 645-0823
Client Services (860) 645-8726

Data Delivery/Contact Options:
[ ] Fax:
[ ] Phone:
[X] Email: See Comments

Customer: Tighe & Bond
Address: 213 Court Street #1100
Middletown, CT 06457

Project: Rockville 14 Substation
Report to: Drew Blicharz, Rick Grille
Invoice to: See Comments
QUOTE #

Project P.O: 11092959

This section MUST be completed with Bottle Quantities.

Client Sample-Information - Identification

Sampler's Signature: Scott M Date: 11.30.21

Matrix Code:
DW=Drinking Water **GW**=Ground Water **SW**=Surface Water **WW**=Waste Water
RW=Raw Water **SE**=Sediment **SL**=Sludge **S**=Soil **SD**=Solid **W**=Wipe **OIL**=Oil
B=Bulk **L**=Liquid **X** = _____(Other)

Analysis Request

PHOENIX USE ONLY SAMPLE #	Customer Sample Identification	Sample Matrix	Date Sampled	Time Sampled	VOC (8260)	HVOCs	Flashpoint	pH	Reactivity (Cyanide Sulfide)	PCBs (8082)	Arsenic Cadmium Lead	Mercury	MS/MSD*	GL Amber 8 oz. w/H3PO4	Soil VOA Vials [ ] methanol [ ] H2O	GL Soil container (4) oz	GL Soil container (8) oz	40 ml VOA Vial [ ] As is [ ] HCL	GL Amber 1000ml [ ] As is [ ] H2SO4	PL As is [ ] 250ml [ ] 500ml [ ] 1000ml	PL H2SO4 [ ] 250ml [ ] 500ml	PL HNO3 250ml	PL NaOH 250ml	Bacteria Bottle w/thio	Bacteria Bottle as is
86823	CCS-1	SD	11.30.21	1235	X	X	X	X	X	X	X	X				2	2								

Relinquished by:	Accepted by:	Date:	Time:
Scott M		11.30.21	14:02

Comments, Special Requirements or Regulations:
*Invoice to Eversource
ATTN - Drew Blicharz
*Drew.BlicharzP@Eversource.com
XRGrille@TigheBond.com & BCaswell@TigheBond.com

*MS/MSD are considered site samples and will be billed as such in accordance with the prices quoted.

Turnaround Time:
[ ] 1 Day*
[X] 2 Days*
[ ] 3 Days*
[ ] Standard
[ ] Other
* SURCHARGE APPLIES

RI
[ ] (Residential) Direct Exposure
[ ] (Comm/Industrial) Direct Exposure
[ ] GA Leachability
[ ] GB Leachability
[ ] GA-GW Objectives
[ ] GB-GW Objectives

CT
[X] RCP Cert
[ ] GW Protection
[ ] SW Protection
[ ] GA Mobility
[ ] GB Mobility
[ ] Residential DEC
[ ] I/C DEC
[ ] Other

MA
[ ] MCP Certification
[ ] GW-1 [ ] MWRA eSMART
[ ] GW-2 [ ] S-1 10% CALC
[ ] GW-3
[ ] S-1 GW-1 [ ] S-1 GW-2 [ ] S-1 GW-3
[ ] S-2 GW-1 [ ] S-2 GW-2 [ ] S-2 GW-3
[ ] S-3 GW-1 [ ] S-3 GW-2 [ ] S-3 GW-3
[ ] SW Protection

State where samples were collected: CT

Data Format
[ ] Excel
[ ] PDF
[ ] GIS/Key
[ ] EQuIS
[X] Other Environdata

Data Package
[ ] Tier II Checklist
[ ] Full Data Package*
[ ] Phoenix Std Report
[ ] Other
* SURCHARGE APPLIES

PEL-126 REV. 06/20

Page 13 of 21

Sarah Bell

From: Blicharz, Andrew P <drew.blicharz@eversource.com>
Sent: Thursday, December 02, 2021 5:14 PM
To: Sarah Bell; Richard Gille (RGille@TigheBond.com)
Cc: Jill L. Libby
Subject: Re: Rockville 14

Hi Sarah,

I think TPH and chromium needed to be on the COC. Is there enough sample left to run these analyses?

This is is the overall total list we need:

- TPH
- Full VOC (8260) – Methanol preserved
- Chlorinated Solvents (HVOCs)
- Flashpoint
- pH
- Reactivity (cyanide & sulfide)
- PCBs (8082)
- Arsenic, Cadmium, Chromium, Lead, Mercury (totals needed – TCLP if any fail the 20x rule)

Thanks,
Drew

Get Outlook for iOS

From: Sarah Bell <sarah@phoenixlabs.com>
Sent: Thursday, December 2, 2021 2:20:57 PM
To: Richard Gille (RGille@TigheBond.com) <RGille@TigheBond.com>
Cc: Blicharz, Andrew P <drew.blicharz@eversource.com>; Jill L. Libby <JLLibby@tigheBond.com>
Subject: Rockville 14

EVERSOURCE IT NOTICE – EXTERNAL EMAIL SENDER ** Don't be quick to click! ******

Do not click on links or attachments if sender is unknown or if the email is unexpected from someone you know, and never provide a user ID or

password. Report suspicious emails by selecting 'Report Phish' or forwarding to SPAMFEEDBACK@EVERSOURCE.COM for analysis by our cyber security team.

This electronic message contains information from Eversource Energy or its affiliates that may be confidential, proprietary or otherwise protected from disclosure. The information is intended to be used solely by the recipient(s) named. Any views or opinions expressed in this message are not necessarily those of Eversource Energy or its affiliates. Any disclosure, copying or distribution of this message or the taking of any action based on its contents, other than by the intended recipient for its intended purpose, is strictly prohibited. If you have received this e-mail in error, please notify the sender immediately and delete it from your system. Email transmission cannot be guaranteed to be error-free or secure or free from viruses, and Eversource Energy disclaims all liability for any resulting damage, errors, or omissions.